

# CUUSA™



20 **FOOTBALL** 11





# 2011 CONFERENCE USA COMPOSITE FOOTBALL SCHEDULE

## THURSDAY, SEPTEMBER 1

Mississippi State at Memphis

## SATURDAY, SEPTEMBER 3

South Carolina vs. East Carolina (Charlotte)

UCLA at Houston

Rice at Texas

Louisiana Tech at Southern Miss

Southeastern Louisiana at Tulane

Tulsa at Oklahoma

Charleston Southern at UCF

Stony Brook at UTEP

## SUNDAY, SEPTEMBER 4

Marshall at West Virginia

SMU at Texas A&M

## SATURDAY, SEPTEMBER 10

Virginia Tech at East Carolina

Houston at North Texas

**Southern Miss at Marshall**

Memphis at Arkansas State

Purdue at Rice

**UTEP at SMU**

**Tulsa at Tulane**

UAB at Florida

Boston College at UCF

## SATURDAY, SEPTEMBER 17

Houston at Louisiana Tech

Marshall at Ohio

Austin Peay at Memphis

Northwestern State at SMU

Southeastern Louisiana at Southern Miss

**Tulane at UAB**

Oklahoma State at Tulsa

UCF at Florida International

UTEP at New Mexico State

## FRIDAY, SEPTEMBER 23

UCF at BYU

## SATURDAY, SEPTEMBER 24

**UAB at East Carolina**

Georgia State at Houston

Virginia Tech at Marshall

**SMU at Memphis**

Rice at Baylor

Southern Miss at Virginia

Tulane at Duke

Tulsa at Boise State

UTEP at South Florida

## THURSDAY, SEPTEMBER 29

**Houston at UTEP**

## FRIDAY, SEPTEMBER 30

SMU at TCU

## SATURDAY, OCTOBER 1

North Carolina at East Carolina

Marshall at Louisville

Memphis at Middle Tennessee

**Rice at Southern Miss**

Tulane at Army

North Texas at Tulsa

UAB at Troy

## SATURDAY, OCTOBER 8

**East Carolina at Houston**

**Marshall at UCF**

**Memphis at Rice**

Southern Miss at Navy

Syracuse at Tulane

Mississippi State at UAB

## SATURDAY, OCTOBER 15

**East Carolina at Memphis**

**Rice at Marshall**

**UCF at SMU**

**UTEP at Tulane**

**UAB at Tulsa**

## THURSDAY, OCTOBER 20

UCF at UAB

## SATURDAY, OCTOBER 22

East Carolina at Navy

**Marshall at Houston**

**Memphis at Tulane**

**Tulsa at Rice**

**SMU at Southern Miss**

Colorado State at UTEP

## THURSDAY, OCTOBER 27

Rice at Houston

## SATURDAY, OCTOBER 29

**Tulane at East Carolina**

**UAB at Marshall**

**Memphis at UCF**

**SMU at Tulsa**

**Southern Miss at UTEP**

## THURSDAY, NOVEMBER 3

Tulsa at UCF

## SATURDAY, NOVEMBER 5

**Southern Miss at East Carolina**

**Houston at UAB**

**UTEP at Rice**

**Tulane at SMU**

## THURSDAY, NOVEMBER 10

**Houston at Tulane**

## SATURDAY, NOVEMBER 12

**East Carolina at UTEP**

**Marshall at Tulsa**

**UAB at Memphis**

Rice at Northwestern

Navy at SMU

**UCF at Southern Miss**

## THURSDAY, NOVEMBER 17

Marshall at Memphis

Southern Miss at UAB

## SATURDAY, NOVEMBER 19

**UCF at East Carolina**

**SMU at Houston**

**Tulane at Rice**

**Tulsa at UTEP**

## FRIDAY, NOVEMBER 25

**Houston at Tulsa**

**UTEP at UCF**

## SATURDAY, NOVEMBER 26

**East Carolina at Marshall**

**Memphis at Southern Miss**

**Rice at SMU**

Tulane at Hawai'i

UAB at Florida Atlantic

## SATURDAY, DECEMBER 3

C-USA Championship Game

**Conference games in bold.**

**All games and dates subject to change**

Schedule as of June 7, 2011



# CONTENTS / STAFF



UCF captured its second Conference USA title in four years with a 17-7 win over SMU in last year's C-USA championship game in Orlando

## CONFERENCE USA STAFF DIRECTORY

conferenceusa.com

**Commissioner:** Britton Banowsky

**Executive Associate Commissioner:** Judy MacLeod (jmacleod@c-usa.org)

**Associate Commissioner:** Alfred White (awhite@c-usa.org)

**Associate Commissioner:** Kelly Carney (kcarney@c-usa.org)

**Associate Commissioner for Compliance/Academics:**

Rob Philippi (rphilippi@c-usa.org)

**Assistant Commissioner for Football/Baseball Operations:**

Russell Anderson (rdanderson@c-usa.org)

**Assistant Commissioner for Public Affairs:**

Courtney Morrison Archer (cmarcher@c-usa.org)

**Assistant Commissioner for Business Affairs:** Catrina Gibson

(cgibson@c-usa.org)

**Assistant Commissioner for Sports Services:** Keisha Dunlap

(kdunlap@c-usa.org)

**Director of Events:** Monay Lyles (mlyles@c-usa.org)

**Director of New Media:** Nicole Cartier (ncartier@c-usa.org)

**Director of Compliance and Student-Athlete Services:**

Callie Hubbell (chubbell@c-usa.org)

**Associate Director of Media Relations:** Debbie Davis (ddavis@c-usa.org)

**Assistant Director of Sports Services:** Walter Brock (wbrock@c-usa.org)

**Executive Asst. to the Commissioner:** Darlene Winsett (dwinsett@c-usa.org)

**Assistant Director of Business and Office Management:** Katie Fleming

(kfleming@c-usa.org)

**Media Relations Intern:** Jeremiah Ingram (jingram@c-usa.org)

**Sports Services & Officiating Assistant:** Kelly Ninemire (kninemire@c-usa.org)

**Coordinator of Football Officials:** Gerald Austin

**Director of Multimedia and Creative Services:** Erika Amstadt Hirschfield

## TABLE OF CONTENTS

|                   |   |
|-------------------|---|
| 2                 | Media Services                          |
| 3                 | 2010 Football Championship              |
| 4-8               | Conference USA                          |
| <b>TEAM PAGES</b> |   |
| 9-12              | East Carolina                           |
| 13-16             | Houston                                 |
| 17-20             | Marshall                                |
| 21-24             | Memphis                                 |
| 25-28             | Rice                                    |
| 29-32             | SMU                                     |
| 33-36             | Southern Miss                           |
| 37-40             | Tulane                                  |
| 41-44             | Tulsa                                   |
| 45-48             | UAB                                     |
| 49-52             | UCF                                     |
| 53-56             | UTEP                                    |
| 57                | Standings/Postseason Results            |
| 58-59             | Honors/Awards                           |
| 60-63             | Statistics – All Games                  |
| 64-67             | Statistics – C-USA Games                |
| 68                | Bowl Results/NCAA Leaders               |
| 69-79             | C-USA Records                           |
| 80-82             | Career Records                          |
| 83-84             | Miscellaneous Records                   |
| 85-90             | C-USA Championship Recaps               |
| 91-92             | C-USA Championship Records              |
| 93-107            | Annual Standings                        |
| 108-109           | Bowl Results                            |
| 109-111           | Annual Leaders                          |
| 112-125           | All-Time Honors                         |
| 126-129           | Team Year-by-Year Results               |
| 130-132           | All-Time Team vs. Team                  |
| 133-137           | Players in the Pros                     |
| 138               | Bowl Synopsis/Directory                 |
| 139               | AutoZone Liberty Bowl                   |
| 140               | Beef 'O' Brady's Bowl/Armed Forces Bowl |
| 141               | New Orleans Bowl/Hawai'i Bowl           |
| 142               | TicketCity Bowl/Military Bowl           |
| 143-144           | Postseason History                      |
| 145               | Television and Radio                    |
| 146               | SID Directory                           |

## CREDITS

The 2011 Football Guide is a publication of Conference USA. For additional information and copies, please contact Conference USA at (214) 774-1300.

**Design:** Bill Bridgeforth

**Editor and Compilation:** Russell Anderson, Courtney Morrison Archer

**Contributing:** Erika Amstadt Hirschfield

**Photography:** Courtesy of Sports Information Departments

The conference extends special thanks to the C-USA sports information staffs for their assistance in preparation of this publication.

# MEDIA SERVICES

## C-USA FOOTBALL SIDS

### Tom McClellan, East Carolina

252/737-4522  
mcclellant@ecu.edu

### Cassie Arner, Houston

713/743-9404  
mcarner@central.uh.edu

### TBA, Marshall

304/696-4660  
TBA

### Jennifer Rodrigues, Memphis

901/678-2397  
jmpowers@memphis.edu

### Chuck Pool, Rice

713/348-4034  
cpool@rice.edu

### Brad Sutton, SMU

214/768-2883  
bsutton@smu.edu

### Jack Duggan, Southern Miss

601/266-4503  
jack.duggan@usm.edu

### Roger Dunaway, Tulane

504/865-5506  
roger@tulane.edu

### Don Tomkalski, Tulsa

918/631-2395  
donald-tomkalski@utulsa.edu

### Norm Reilly, UAB

205/934-0722  
nreilly@uab.edu

### Brian Ormiston, UCF

407/823-2409  
bormiston@athletics.ucf.edu

### Jeff Darby, UTEP

915/747-6652  
jdarby@utep.edu

## C-USA MEDIA RELATIONS

214/774-1300

### \*Russell Anderson

Assistant Commissioner for Football/  
Baseball Operations

rdanderson@c-usa.org

### Courtney Morrison-Archer

Assistant Commissioner for Public Affairs

cmarcher@c-usa.org

### Debbie Davis

Associate Director of Media Relations

ddavis@c-usa.org

### \*Football Contact

## TELECONFERENCE

Conference USA coaches will be featured on a teleconference from 1-2:30 p.m. Central on select Mondays during the 2011 C-USA Football season. The first call will be held on Monday, August 29 with additional calls taking place on September 19, September 26 and Tuesday, November 29. Media representatives wishing to participate on the teleconference should contact the conference office to obtain the access phone number. A tentative schedule is listed below.

## SCHEDULE

2:00 p.m. EDT/ 1:00 p.m. CDT Players of the Week/Notes  
2:05 p.m. EDT/ 1:05 p.m. CDT Ruffin McNeill, East Carolina  
2:12 p.m. EDT/ 1:12 p.m. CDT Doc Holliday, Marshall  
2:19 p.m. EDT/ 1:19 p.m. CDT Larry Porter, Memphis  
2:26 p.m. EDT/ 1:26 p.m. CDT Larry Fedora, Southern Miss  
2:33 p.m. EDT/ 1:33 p.m. CDT Kevin Sumlin, Houston  
2:40 p.m. EDT/ 1:40 p.m. CDT David Bailiff, Rice  
2:47 p.m. EDT/ 1:47 p.m. CDT June Jones, SMU  
2:54 p.m. EDT/ 1:54 p.m. CDT Bob Toledo, Tulane  
3:01 p.m. EDT/ 2:01 p.m. CDT Neil Callaway, UAB  
3:08 p.m. EDT/ 2:08 p.m. CDT Mike Price, UTEP  
3:15 p.m. EDT/ 2:15 p.m. CDT Bill Blankenship, Tulsa  
3:22 p.m. EDT/ 2:22 p.m. CDT George O'Leary, UCF

## PRESS RELEASES

Conference USA football weekly press releases contain statistical information, updates, as well as notes, standings, schedules and results. The entire release will be available to the media on Monday afternoons.

## PLAYERS OF THE WEEK

Conference USA will name Offensive, Defensive and Special Teams Players of the Week each Monday during the regular season. The Players of the Week are selected by a media panel with one media representative in each of the member institution's cities.

## POSTSEASON AWARDS

Conference USA names an All-Conference team selected by the head coaches at the end of the season. It contains a first and second team all-league squad, an All-Freshman team, Offensive, Defensive and Special Teams Players of the Year, Freshman of the Year and Coach of the Year. There is also an All-Academic squad.

## FOOTBALL HIGHLIGHTS

Highlight clips from C-USA football teams will be available during the regular season via DragonFly Athletics. Contact the media relations department for details.

## E-MAIL/WEBSITE

All of the information provided by the media relations department is available on the official conference website – **www.conferenceusa.com**.

For direct e-mail distribution, please contact the media relations department.

# collegepressbox.com

SINCE 2005

EVERYTHING BUT THE PRE-GAME MEAL

CollegePressBox.com is the official media website for Conference USA football. Access and download weekly game notes, statistics, media guides and more for the conference and each of its 12 member schools throughout the season. Login information will be distributed by the conference office to accredited media or you can apply for a password by sending an e-mail to password@collegepressbox.com.

## C-USA ON FACEBOOK

By becoming a fan of Conference USA on Facebook, followers of C-USA teams will have the opportunity to receive score updates, event recaps and notices, video features, photos, special announcements, news on promotions and special ticket offers and much more. The Facebook page is available by searching for "Conference USA" under "Pages" on the site.

## C-USA ON TWITTER

Twitter, one of the fastest growing phenomena on the internet, provides fans a means to receive a steady flow of information on all facets of Conference USA athletics through instant messaging.

## WHAT'S IN A NAME?

Several Conference USA institutions are often misrepresented when it comes to the correct spelling and abbreviation of their names. The following is a list of names that seem to cause the most confusion. Please be sure to use the correct spelling when referring to Conference USA and the schools.

| Correct Usage  | NEVER USE!!         | Correct Usage | NEVER USE!!        |
|----------------|---------------------|---------------|--------------------|
| Conference USA | Conf. USA           | Hurricane     | Hurricanes         |
| C-USA          | CUSA                | UAB           | Alabama-Birmingham |
| SMU            | Southern Methodist  | UCF           | Ala.-Birmingham    |
| Southern Miss  | So. Mississippi     | UTEP          | Central Florida    |
| So. Miss       | (abbreviation)      |               | Central Fla.       |
| USM            | (stat abbreviation) |               | Texas-El Paso      |
| TU (Tulsa)     | UT                  |               |                    |

# 2011 C-USA FOOTBALL CHAMPIONSHIP GAME

Conference USA will host its seventh football championship game in 2011.

The event is slated for Saturday, December 3, and will be televised by FOX. The team with the highest league winning percentage will serve as host site for the game.

The title game will feature champions from the East and West divisions of the league. UCF, Houston, Tulsa and East Carolina have hosted the first six championship games, with UCF hosting the event three times.

Tulsa claimed the C-USA inaugural crown in 2005. In 2007, UCF hosted the game for the second time in three seasons and earned its first championship. Houston claimed the championship game title in 2006. East Carolina won back-to-back titles, defeating Houston at home in 2009 after winning at Tulsa in 2008. UCF took its second title last season at Bright House Networks Stadium.

| YEAR | CHAMPION (C-USA RECORD) |
|------|-------------------------|
| 2010 | UCF (7-1)               |
| 2009 | East Carolina (7-1)     |
| 2008 | East Carolina (6-2)     |
| 2007 | UCF (7-1)               |
| 2006 | Houston (7-1)           |
| 2005 | Tulsa (6-2)             |
| 2004 | Louisville (8-0)        |
| 2003 | Southern Miss (8-0)     |
| 2002 | TCU (6-2)               |
|      | Cincinnati (6-2)        |
| 2001 | Louisville (6-1)        |
| 2000 | Louisville (6-1)        |
| 1999 | Southern Miss (6-0)     |
| 1998 | Tulane (6-0)            |
| 1997 | Southern Miss (6-0)     |
| 1996 | Houston (4-1)           |
|      | Southern Miss (4-1)     |



For the second time in four years, UCF's Bright House Networks Stadium hosted the C-USA Championship Game. The Knights defeated SMU, 17-7, to capture their second C-USA crown.

## 2011 C-USA FOOTBALL CHAMPIONSHIP GAME

**WEST**  
HOUSTON  
RICE  
SMU  
TULANE  
TULSA  
UTEP



Saturday, December 3  
Time: TBA  
FOX

**EAST**  
EAST CAROLINA  
MARSHALL  
MEMPHIS  
SOUTHERN MISS  
UAB  
UCF

### C-USA TIEBREAKER

Home field for the C-USA Championship Game will be awarded to the team that posts the highest regular season winning percentage against conference opposition. The first tiebreaker is the winner of a head-to-head match-up. If the two teams did not play during the regular season, the team with the highest BCS ranking would receive the nod.

### MEDIA CREDENTIALS

Members of the media that wish to cover the C-USA Championship game will be required to request credentials through the league's online credential application system available at [www.sportssystem.com/clients/c-usa](http://www.sportssystem.com/clients/c-usa).

Details about the C-USA Championship Game will be available throughout the season on [conferenceusa.com](http://conferenceusa.com). For additional information, please contact C-USA Media Relations at 214/774-1300.

### C-USA STADIUMS

|               |                                |
|---------------|--------------------------------|
| East Carolina | Dowdy-Ficklen (50,000)         |
| Houston       | Robertson (32,000)             |
| Marshall      | Joan C. Edwards (38,019)       |
| Memphis       | Liberty Bowl Memorial (61,737) |
| Rice          | Rice (47,000)                  |
| SMU           | Gerald J. Ford (32,000)        |
| Southern Miss | M.M. Roberts (36,000)          |
| Tulane        | Louisiana Superdome (69,703)   |
| Tulsa         | H.A. Chapman (30,000)          |
| UAB           | Legion Field (72,000)          |
| UCF           | Bright House Networks (45,323) |
| UTEP          | Sun Bowl (51,500)              |

# CONFERENCE USA: COMPETITION LIVES HERE

After marking its 15-year milestone during the 2009-10 season, Conference USA is still going strong. From the beginning, dedication to excellence has been the league's guiding principle and remains today a common thread for a promising future. C-USA is home to 12 nationally prominent, tradition-rich members in East Carolina, Houston, Marshall, Memphis, Rice, SMU, Southern Miss, Tulane, Tulsa, UAB, UCF and UTEP. This combination enhances men's and women's programs that are immersed in athletic success and academic prowess. Together, we are committed to excellence, integrity and leadership in athletics, academics and in our communities.

All C-USA institutions sponsor Division I-A football, along with several other men's and women's athletic programs, many of which compete regularly for NCAA Championships. C-USA sponsors competition in 20 sports - nine for men (baseball, basketball, cross country, football, golf, soccer, tennis and indoor and outdoor track and field) and 11 for women (basketball, cross country, golf, rowing, softball, soccer, swimming and diving, tennis, indoor and outdoor track and field and volleyball).

The league sponsors numerous academic awards, including the Commissioner's Honor Roll and the Commissioner's Academic Medal, indicative of outstanding achievement in the classroom.

C-USA annually awards 12 postgraduate scholarships, along with the Sport Academic Award, Scholar Athletes of the Year and the Institutional Academic Excellence Award. Conference USA also added a Spirit of Service Award, recognizing student-athletes three times a year for a combination of significant community service efforts, good academic standing and participation in their elected sport.

## SUCCESS ON THE PLAYING FIELD

Conference USA performers have achieved great success in competition, placing the league among the top conferences in the nation.

### Football

- 62 teams have earned bowl bids
- Member of the Bowl Championship Series
- Bowl tie-ins with the AutoZone Liberty Bowl, Beef 'O' Brady's St. Petersburg Bowl, Bell Helicopter Armed Forces Bowl, Military Bowl, R+L Carriers New Orleans Bowl, Sheraton Hawai'i Bowl and the TicketCity Bowl

### Men's Basketball

- Consistently rated as one of the top basketball leagues in the country
- 97 postseason teams (47 NCAA, 39 NIT, 6 CBI, 5 CIT)
- One National Championship title game appearance
- Three Final Four teams
- Seven Elite Eight NCAA Tournament teams
- One NIT Champion and four NIT semifinalists
- Inaugural CBI Champion

### Women's Basketball

- 46 NCAA Tournament appearances
- 36 WNIT appearances
- One team in the NCAA Sweet 16
- Two WNIT semifinalists
- One WBI Champion

### Baseball

- 53 NCAA appearances
- Six College World Series appearances (2009, 2008, 2007, 2006, 2005 and 2001), including five of the last seven
- 13 Super Regional appearances
- Has produced at least four NCAA teams in eight of the last 10 seasons

In addition, 35 volleyball teams, 55 men's and women's soccer teams and 30 softball teams have earned NCAA Tournament bids. C-USA has sent three men's soccer teams to the NCAA College Cup, five softball teams to the Women's College World Series and three volleyball teams to the Sweet 16. The league has also had six national champions in NCAA track and field competition, one national champion in diving and numerous NCAA individual and team competitors in cross country, golf, swimming, tennis and track and field. Overall, Conference USA teams and individuals have made more than 600 NCAA appearances.

## SUCCESS OFF THE FIELD

C-USA institutions are among the nation's best in academic performance among student-athletes, bolstered by the fact that student-athletes at league schools have a higher graduation rate than the general student population. Among C-USA's 5,000 student-athletes, there are champions off the playing field as well. In 15 years, 153 student-athletes earned national ESPN The Magazine Academic All-America honors, while 541 were named All-District. In addition, more than 20,000 student-athletes have been named to the Commissioner's Honor Roll or received the Commissioner's Academic Medal, indicative of outstanding achievement in the classroom.

## C-USA ON TV

C-USA enjoys significant television exposure through a multi-tiered selection process that is rooted in partnerships with FOX Sports Media Group and CBS Sports Network. By partnering with FOX Sports Media Group and extending an existing partnership with CBS Sports Network, the league has substantially increased the number of national and regional appearances for football, men's and women's basketball, and all other conference sports.

## C-USA DIGITAL NETWORK

The C-USA Digital Network will officially launch in August of 2011. Network programming will include live streaming of non-televvised events, video on demand, a weekly C-USA studio show, podcasting, regular season and championship event highlights and C-USA produced feature stories. Monthly and yearly subscriptions will offer access to events offered on all 12 of the C-USA member institution's athletic websites as well as C-USA network programming.

## C-USA IN THE COMMUNITY

The conference's footprint is concentrated with 12 members in nine states and a combined area population of nearly 17 million. More than 1.1 million living alumni represent C-USA schools across the nation. With a renewed commitment to community involvement, the conference has begun development of several initiatives to maintain strong ties in C-USA cities, as well as with fans and alumni across the country. C-USA schools also place a priority on giving back to their communities through volunteer service with local and national organizations.



## GOVERNANCE

Along with the ACC, Big East, Big Ten, Big 12, Pac-10 and SEC, Conference USA is one of the seven conferences having significant representation in the NCAA governance structure. The Presidents of the member institutions serve as the league's Board of Directors.

## A PROUD HISTORY; A PROMISING FUTURE

Conference USA was formed in 1995 and quickly emerged as one of the nation's top conferences. The conference unveiled its name, logo and commissioner on April 24, 1995 in Chicago. The league's charter members included Charlotte, Cincinnati, DePaul, Houston, Louisville, Marquette, Memphis, Saint Louis, Southern Miss, Tulane, UAB and USF. Eleven of the institutions began athletic participation in 1995, while Houston joined competition in the fall of 1996.

The league's headquarters were established in Chicago and after nine years, relocated to the current office in Irving, Texas. Britton Banowsky was named Commissioner in October 2002, succeeding Mike Slive, the league's first commissioner.

C-USA added East Carolina (September, 1996) and the United States Military Academy (March, 1997) as football members. ECU began league competition in 1997; Army in 1998 and UAB began football play in 1999. The league added TCU and ECU (1999) for all sports and they began competition in 2001. USF started C-USA football in 2003.

After celebrating its 10th Anniversary during the 2004-05 season, C-USA began a new chapter in 2005-06 when its current membership came together to form the new look of the league.

Since its formation, C-USA has established a strong foundation, an identity and a history that reflects the league's national presence. Fifteen years of remarkable history has reinforced the league's position in collegiate athletics, setting the course for the next decade and beyond.

## METRO AREA POPULATION

| City          | Rank | Population        |
|---------------|------|-------------------|
| Dallas        | 9    | 5,221,801         |
| Houston       | 10   | 4,669,571         |
| Orlando       | 28   | 1,644,561         |
| New Orleans   | 35   | 1,337,726         |
| Memphis       | 44   | 1,135,614         |
| Birmingham    | 55   | 921,106           |
| Tulsa         | 59   | 803,235           |
| El Paso       | 64   | 679,622           |
| Huntington    | 128  | 315,538           |
| Greenville    | 222  | 133,798           |
| Hattiesburg   | 250  | 111,674           |
| <b>TOTALS</b> |      | <b>16,974,246</b> |

Courtesy: U.S. Census Data

## TV DEMOGRAPHICS

| Market           | TV Hshlds        |
|------------------|------------------|
| Dallas-Ft. Worth | 2,544,410        |
| Houston          | 2,123,460        |
| Orlando          | 1,455,620        |
| Birmingham       | 742,140          |
| Memphis          | 667,660          |
| New Orleans      | 633,930          |
| Tulsa            | 528,070          |
| Huntington       | 501,530          |
| El Paso          | 310,760          |
| Greenville       | 290,280          |
| Hattiesburg      | 111,610          |
| <b>TOTALS</b>    | <b>9,909,470</b> |

Courtesy: Nielsen Media Research, Inc.



# COMPETITIVE HIGHLIGHTS

- 139 Bowl appearances (59 since 1994)
- 116 NCAA Appearances in Men's Basketball
- 10 Men's Basketball Final Four Appearances, one National Championship game appearance and one National Championship
- 2002 NIT Champions (Memphis) and 2001 NIT Champions (Tulsa)
- 50 NCAA appearances in Women's Basketball (37 since 1994)
- 108 NCAA Appearances in Baseball (69 since 1995)
- 12 College World Series Appearances, including five of the last seven (2003 National Champions - Rice)
- 25 NCAA appearances in Volleyball in the last 16 years
- Two Softball College World Series Appearances
- One Men's Soccer College Cup Appearance
- 17 Men's Golf National Championships
- Two Women's Golf National Championships
- 30 National Championships in Track and Field and Cross Country

# CONFERENCE USA FOOTBALL HIGHLIGHTS

- Since 1995, current C-USA schools have posted at least one non-conference victory over the following foes: Alabama, Arkansas, Boise State, Clemson, Georgia, Kansas State, LSU, Miami (Fla.), Mississippi, Notre Dame, Oklahoma, Oklahoma State, Pittsburgh, South Carolina, Syracuse, Tennessee, Texas Tech, Virginia, Virginia Tech and West Virginia.
- Since 1997, five schools have finished ranked in the top 25 of the final polls at least one time (Marshall, Southern Miss, Tulane, Tulsa and UCF).
- Current C-USA schools have finished in the top 20 of the final AP poll a total of 51 times since the poll began in 1936.
- Since the 2000 season, current Conference USA schools have combined to make more than 325 national television appearances.
- Conference USA membership has produced 80 players that appeared on the rosters of NFL teams this past season. Included were prominent players such as RB Chris Johnson, WR Randy Moss, RB DeAngelo Williams, RB Matt Forte, WR Brandon Marshall, WR Roddy White, QB David Garrard, and DB Asante Samuel.

## MORE COMPETITIVE HIGHLIGHTS

**Men's Basketball** – Seven C-USA teams earned postseason bids in 2011, with Memphis and UAB both receiving NCAA berths.

**Women's Basketball** – C-USA teams have made 50 NCAA appearances (37 since 1994) and 32 WNIT outings.

**Volleyball** – C-USA schools have made 25 NCAA appearances in the last 16 years.

**Baseball** – Conference USA has been represented at the College World Series five of the last seven seasons.

**Women's Cross Country** – Rice and Tulsa represented C-USA in the 2011 NCAA Championship

**Men's Cross Country** – Tulsa won the 2010 C-USA Cross Country title, placing a league-record nine athletes on the all-conference team.

**Men's Golf** – The league placed a record five teams (East Carolina, Memphis, SMU, Tulsa and UCF) in the NCAA Regionals.

**Women's Golf** – C-USA was represented by four teams (East Carolina, Tulane, Tulsa, UTEP) in NCAA Regional play.

**Women's Rowing** – Conference USA held its second Women's Rowing Championship in 2011, with affiliate member Texas winning the title.

**Men's Soccer** – For just the second time in league history, four teams (SMU, South Carolina, Tulsa and UCF) played in the NCAA Championship, with SMU advancing to the elite eight.

**Women's Soccer** – Memphis and UCF have both made NCAA appearances in each of the last four seasons.

**Softball** – The league tied a record with five teams (East Carolina, Houston, Memphis, Tulsa, UAB) in the NCAA Championship with Houston advancing to the Super Regional round.

**Swimming & Diving** – Houston and SMU represented C-USA in the NCAA Championship.

**Men's Tennis** – Tulsa advanced to the Sweet Sixteen of the NCAA Championship for the first time in league history.

**Women's Tennis** – SMU reached the Sweet Sixteen of the NCAA Championships for the first time since 1987.

**Men's Track & Field** – Houston's Chris Carter swept this year's Indoor and Outdoor C-USA Field Athlete of the Year accolades, leading the Cougars to titles in both sports.

**Women's Track & Field** – Tori Bowie won the NCAA Championship in the long jump, the second straight year a C-USA athlete has won that national title. The Golden Eagles were among 10 C-USA teams that participated in the NCAA Championships.



# ACADEMICS

Conference USA is dedicated to excellence in athletics, academics and community service. C-USA places an emphasis on academic achievement for its student-athletes, encouraging an environment for academic success. In addition to student-athletes representing the league on the Capital One Academic All-America teams, C-USA has several academic award programs that are featured below. A record 2,284 student-athletes earned recognition to the Commissioner's Honor Roll during the 2010-11 academic year, with 487 earning the Academic Medal. Nineteen student-athletes earned Academic All-America honors, while 75 were recognized at the district level.

## ACADEMIC AWARDS

### Institutional Academic Excellence Award

Awarded to the institution with the highest overall student-athlete GPA in Conference sponsored sports.

### Sport Academic Award

Awarded to the team in each Conference sponsored sport with the highest GPA for the current academic year.

### Commissioner's Honor Roll

Awarded to student-athletes in Conference sponsored sports that have achieved a 3.0 cumulative GPA or above.

### Commissioner's Academic Medal

Awarded to student-athletes in Conference sponsored sports that have achieved a 3.75 cumulative GPA or above.

### Scholar Athlete of the Year Award

Awarded to the top student-athlete, as determined by the Faculty Athletics Representatives, in each Conference sponsored sport. The award is based on academic achievement (GPA - 3.0 or better), athletic achievement and service.

### Dr. Jim Castañeda Post-Graduate Scholarships

Twelve awards of \$4,000 each are granted to graduates and determined by the Faculty Athletics Representatives at the Conference's annual meetings. At least two awards must go to women and two to men. Recipients of the C-USA post-graduate scholarships must enroll in a graduate program within three years of receipt of the award. The award is named after former Faculty Athletics Representative Dr. Jim Castañeda, who served Rice for 46 years as an educator, coach and administrator before he passed away in November 2008.

## 2010-11 Capital One Academic All-America Selections

### First Team Academic All-America

Philip Adam, Rice (Men's Track & Field/CC)  
Marc Bourgeois, Southern Miss (Baseball)  
Katie Detlefsen, UCF (Women's Golf/At-Large)  
Jimmy Maurer, South Carolina (Men's Soccer)  
Nora Mehl, UAB (Women's Track & Field/CC)

### Second Team Academic All-America

Travis Bradshaw, Rice (Football)  
Jenny Cape, UAB (Women's Tennis/At-Large)  
Matt Carey, Rice (Men's Track & Field/CC)  
Melissa Desilets, UTEP (Women's Soccer)  
Elizabeth Fleming, Marshall (Volleyball)  
Rhiannon Johns, UAB (Women's Track & Field)  
Andrew Stoker, East Carolina (Men's Swimming/At-Large)  
Vendula Strnadova, Memphis (Women's Soccer)  
Chad Zurcher, Memphis (Baseball)

### Third Team Academic All-America

Blake Brettschneider, South Carolina (Men's Soccer)  
Jan Burmeister, Southern Miss (Men's Tennis/At-Large)  
Dan Sloat, Rice (Men's Track & Field/CC)  
Adam Still, SMU (Men's Soccer)  
Will Traynor, South Carolina (Men's Soccer)

## 2010-11 CONFERENCE USA COMMISSIONER'S HONOR ROLL FOOTBALL

### EAST CAROLINA

Detric Allen  
Phillip Armendarez  
Michael Barbour  
Andrew Bodenheimer  
Javon Brumsey  
Shane Carden  
\*Charlie Coggins  
Dominique Davis  
Adhem Elsayi  
Carter Gagnon  
Drew Gentry  
Justin Hardy  
Robert Harvey  
Bawsey Helms  
Ben Herlocker  
Robert Huckabee  
Torrance Hunt  
Damon Magazu  
\*Ryan Mahoney  
Gray Mazzone  
\*Phillip McNaughton  
Matthew Millisor  
\*Matthew Milner  
Leonard Paulk  
Chrishon Rose  
William Smith  
\*Trent Tignor  
Terry Williams

### HOUSTON

Phillip Causey  
Chadrick Colloway  
Jeremiah Farley  
Kevin Forsch  
Rowdy Harper  
Brandon Hartson  
James Jones  
Taylor Jordan  
Case Keenum  
Austin Lunsford  
John McIntyre  
Zach McMillian  
Loyce Means  
Marcus Moody  
David Piland  
Nathan Ramirez  
Bryce Redman  
Zeke Riser  
Matangi Tonga  
Zachary Velliquette  
Sean West  
Ronnie Williams  
Doug Winfield

### MARSHALL

James Allen  
Chris Bowers  
\*George Brody  
\*Stewart Brown  
George Carpenter  
Pete Culicerto  
\*Evan Ferguson  
Tyson Gale  
Justin Haig  
\*Jamie Hatten  
Chris Jasperse  
Trevor Mendelson  
James Power  
Anthony Scott  
Edward Sullivan  
Press Taylor  
Corey Tenney  
DeMetrius Thompson  
\*Erik Vint  
Tyler Warner

### MEMPHIS

Robert Bacon  
Casey Calvin  
Akeem Davis  
Andrew Diamond  
William Gilchrist  
Frederick Harvey  
Thomas Hornsey  
Mitchell Huelsing  
Martin Ifedi  
Blayne Jones  
John McArthur  
Jordan Miller  
Zachary Rea  
\*Tyler Spurlock  
\*Andrew Summerlin  
Austin Weaver  
\*Ryan Williams

### RICE

Tolu Akinwumi  
Justin Allen  
Gabe Baker  
Travis Bradshaw  
\*David Dalton  
Taylor Dupree  
Tanyan Farley  
Christian Fletcher  
Willie Garley  
Andre Gautreaux  
Trevor Gillette  
John Gioffre  
Clay Hebert  
Jake Hicks  
Justin Hill  
Ross Hill  
Bobby Kieswetter  
Dylan Klare  
Klein Kubiak  
Michael Kutzler  
Tanner Leland  
Brandon Long  
Kramer Lucio  
Vance McDonald  
Stefan Nazar  
\*Stephen Noh  
Matt Nordstrom  
Cheta Ozougwu  
Zach Patt  
Turner Petersen  
Paul Porras  
Michael Poynter  
Tanner Shuck  
Matt Simonette  
Josh Skinner  
Corbin Smiter  
Scott Solomon  
Brian Stacey  
Jamael Thomas  
Drew Travis  
Martin Uwah  
Xavier Webb  
Brandon Yelovich

### SMU

Terrance Anderson  
Ayokunmi Banjo  
Jordan Brooks  
William Dugal  
William Embody  
Josh Emshoff  
Jordan Favreau  
Patrick Fleming  
Peter Fleps  
Hayden Greenbauer  
Brett Haness  
Randall Joyner  
Timothy Loftin  
Bryce Lunday  
John McDermott  
William McDonald

Jordan Miller  
Robert Mojica  
\*Stephen Nelson  
Kyle Padron  
Cameron Rogers  
Braden Smith  
Ryan Smith  
Steven Steinmetz  
Matthew Szymanski  
Mark Voosen  
Ryan Walker  
Cody Worthen

### SOUTHERN MISS

\*Corey Acosta  
Austin Davis  
Zacchari Draper  
Justin Estes  
David Fowler  
Ta'Dren Kennedy  
Dasman McCullum  
Creighton Nelms  
Taylor Peterson  
Quentin Pierce  
Michael Pivnick  
Ross Smith  
Ezekiel Walters  
\*Adam Weathers  
Cameron Zipp

### TULANE

Casey Blum  
Kevin Burris  
Brooks Cunningham  
Ryan Griffin  
Christopher Hanuscin  
Peter Hendrickson  
Harris Howard  
Eric Jones  
Alex Lauricella  
Zachary Morgan  
Peter Morreale  
Raymond Oppman  
Stephen Purcell  
Brock Sanders  
Cairo Santos  
Cody Sparks  
Stephen Suchy  
Julius Warsmley  
Cedric Wilson

### TULSA

Bo Abbott  
Jacob Alexander  
Malachi Blankenship  
Jacob Borgsmiller  
\*Michael Britton  
Dalton Burchett  
Jonathan Chavira  
Brett Davis  
Alan Dock  
Trent Dupy  
Nick Gates  
Tyler Holmes  
Derrick Jackson  
GJ Kinne  
Garrett Klutts  
\*Austin McDaniel  
Colbert Nelson  
Mitchell Osborne  
Jacob Rader  
James Roberson  
Thomas Roberson  
Lowell Rose  
\*Jacob Sizelove  
\*Justin Skills  
Lucas Snider  
Jared St. John  
\*John Supica  
Cody Wilson

### UAB

Stephen Allen  
Billy Autrey  
T.J. Ballou  
Jay Davis  
Ryan Densmore  
Caleb Dyck  
Reese Foreman  
Stephen Herring  
John Hix  
David Isabelle  
Taylor Klein  
Andrew Luker  
Hunter Mullins  
James Onufrak  
Chris Walton  
Anthony Wilson  
Joshua Zahn

### UCF

Robertson Auguste  
Jonathan Bohner  
Jeff Brinson  
\*David Campbell  
\*Adam Czaplewski  
Lyle Dankenbring  
Brandon Davis  
Troy Davis  
Dontravius Floyd  
Will Gaetjens  
James Getsee  
Javen Harris  
Ariel Hoffman  
Josh Hood  
Chad Hounshell  
Austin Hudson  
Tony Jacob  
Josh Linum  
Vincent Mazzurco  
Cliff McCray  
Jamar Newsome  
Robert Olsen  
Connor Price  
Jordan Rae  
Jah Reid  
Andrew Rice  
Andrew Schultz  
Ray Shipman  
Barry Snider  
\*Jeffrey Staudenmaier  
Scott Teal  
Ash Weekley  
Garett Williams  
Khymest Williams  
Kerlon Williams

### UTEP

Braxton Amy  
Marcus Bagley  
Joe Banyard  
Kyle Brown  
Richard Contreras  
Jacob Garcia  
\*Jordan Leslie  
DeAndre Little  
Julio Lopez  
Nathan McCage  
Carson Meger  
Paulo Melendez  
\*Wesley Miller  
Jonathan Moore  
Ruben Munoz  
James Nelson  
Hunter Nix  
Will Osolinsky  
\*Michael Scott  
Tate Smith  
Richard Spencer  
Jeremy Springer  
Andrew Thomas  
Craig Wenrick

\*-Designates Academic Medal Winners, 3.75 GPA or Better

## 2011-12 CONFERENCE USA CHAMPIONSHIPS

| SPORT                 | DATE           | SITE                            | HOST    |
|-----------------------|----------------|---------------------------------|---------|
| Cross Country         | October 29     | Houston, Texas                  | Rice    |
| Women's Soccer        | November 2-6   | Memphis, Tenn.                  | Memphis |
| Men's Soccer          | November 9-13  | Tulsa, Okla.                    | Tulsa   |
| Football              | December 3     | Site of regular season champion |         |
| Swimming/Diving       | February 15-18 | Houston, Texas                  | Houston |
| Indoor Track & Field  | February 25-26 | Birmingham, Ala.                | UAB     |
| Women's Basketball    | March 7-10     | Memphis, Tenn.                  | Memphis |
| Men's Basketball      | March 7-10     | Memphis, Tenn.                  | Memphis |
| Men's Tennis          | April 19-22    | Orlando, Fla.                   | UCF     |
| Women's Tennis        | April 19-22    | Memphis, Tenn.                  | Memphis |
| Women's Golf          | April 22-24    | Gulf Shores, Ala.               | UAB     |
| Men's Golf            | April 22-24    | Texarkana, Ark.                 | C-USA   |
| Softball              | May 10-12      | Birmingham, Ala.                | UAB     |
| Outdoor Track & Field | May 10-13      | New Orleans, La.                | Tulane  |
| Women's Rowing        | May 12         | Oak Ridge, Tenn.                | C-USA   |
| Baseball              | May 23-27      | Pearl, Miss.                    | C-USA   |

## 2010-11 CONFERENCE USA CHAMPIONSHIP SCOREBOARD

| SPORT                   | REGULAR SEASON CHAMPION | TOURNAMENT CHAMPION | POSTSEASON TEAMS   |
|-------------------------|-------------------------|---------------------|--|
| Men's Cross Country     | n/a                     | Tulsa               |  |
| Women's Cross Country   | n/a                     | Tulsa               | Rice, Tulsa, 1 individual  |
| Women's Soccer          | UCF                     | Memphis             | Memphis, UCF   |
| Men's Soccer            | SMU                     | South Carolina      | SMU, South Carolina, Tulsa, UCF  |
| Volleyball              | Tulsa                   | n/a                 | Tulsa  |
| Football                | UCF/SMU                 | UCF                 | UCF, East Carolina, SMU<br>Southern Miss, Tulsa, UTEP  |
| Women's Indoor Track    | n/a                     | UCF                 | East Carolina, SMU, Southern Miss, UCF,<br>UTEP, 1 individual  |
| Men's Indoor Track      | n/a                     | Houston             | Houston, Tulsa, 2 individuals  |
| Women's Swimming/Diving | n/a                     | Rice                | Houston, SMU   |
| Women's Basketball      | Houston                 | UCF                 | Houston, Memphis, Rice, Tulane, UAB, UCF   |
| Men's Basketball        | UAB                     | Memphis             | East Carolina, Marshall, Memphis, SMU, UAB<br>UCF, UTEP  |
| Men's Tennis            | n/a                     | Tulsa               | Rice, Tulsa  |
| Women's Tennis          | n/a                     | Tulsa               | SMU, Tulsa   |
| Women's Golf            | n/a                     | UTEP                | East Carolina, Tulane, Tulsa, UTEP   |
| Men's Golf              | n/a                     | UCF                 | East Carolina, Memphis, SMU, Tulsa, UCF  |
| Women's Rowing          | n/a                     | Texas               |  |
| Softball                | Houston/Tulsa           | East Carolina       | East Carolina, Houston, Memphis, Tulsa, UAB  |
| Men's Outdoor Track     | n/a                     | Houston             | East Carolina, Houston, Memphis, Rice,<br>Southern Miss, Tulsa, UTEP                                   |
| Women's Outdoor Track   | n/a                     | UCF                 | East Carolina, Houston, Memphis, Rice, SMU<br>Southern Miss, Tulane, Tulsa<br>UCF, UTEP, 2 individuals |
| Baseball                | Rice, Southern Miss     | Rice                | East Carolina, Rice, Southern Miss, UCF  |



# EAST CAROLINA PIRATES

## QUICK FACTS

**Location:**  
Greenville, N.C.

**Founded:**  
1907

**Enrollment:**  
27,703

**Nickname:**  
Pirates

**Colors:**  
Purple and Gold

**Stadium:**  
Dowdy-Ficklen Stadium (50,000)

**Chancellor:**  
Dr. Steve Ballard

**Faculty Athletics Representative:**  
Dr. David Dossier

**Athletics Director:**  
Terry Holland

**Senior Woman Administrator:**  
Rosie Thompson Smaw

**Basic Offense:**  
Spread

**Basic Defense:**  
3-4

## SPORTS INFORMATION

**Media Relations Director:**  
Tom McClellan

**Office Phone:**  
252/737-1274

**Home Phone:**  
252/321-1454

**Cell Phone:**  
252/414-0990

**Fax:**  
252/737-4528

**E-Mail:**  
mcclellant@ecu.edu

**Website:**  
www.ECUPirates.com

**Press Box Phone:**  
252/737-4697

## KEY DATES

**Players Report:**  
Thursday, Aug. 4

**Media Day:**  
Saturday, Aug. 6

**Fall Classes Begin:**  
Tuesday, Aug. 23

## Ruffin McNeill HEAD COACH

Alma Mater: East Carolina '80  
Record at East Carolina: 6-7 (.462) 1 Season  
Career Record: \*7-7 (.462) 1 Season  
Hometown: Lumberton, N.C.  
Birthdate: October 9, 1958  
\*(includes win as Texas Tech's interim coach in 2010 Alamo Bowl)



Dr. Steve Ballard,  
Chancellor




Terry Holland,  
Athletics Director



Rosie Thompson Smaw,  
SWA



Tom McClellan, SID



Ruffin McNeill

## 2011 SCHEDULE

| DATE            | OPPONENT                             | TV                  | TIME         |
|-----------------|--------------------------------------|---------------------|--------------|
| Sept. 3         | vs. South Carolina (Charlotte, N.C.) |                     | TBA          |
| Sept. 10        | VIRGINIA TECH                        | (FSN)               | TBA          |
| <b>Sept. 24</b> | <b>UAB</b>                           |                     | <b>TBA</b>   |
| Oct. 1          | NORTH CAROLINA                       | (CBSSN)             | 8:00p        |
| <b>Oct. 8</b>   | <b>at Houston</b>                    | <b>(CBSSN)</b>      | <b>7:00p</b> |
| <b>Oct. 15</b>  | <b>at Memphis</b>                    |                     | <b>TBA</b>   |
| Oct. 22         | at Navy                              | (CBSSN)             | 3:30p        |
| <b>Oct. 29</b>  | <b>TULANE</b>                        |                     | <b>TBA</b>   |
| <b>Nov. 5</b>   | <b>SOUTHERN MISS</b>                 | <b>(CSS)</b>        | <b>4:00p</b> |
| <b>Nov. 12</b>  | <b>at UTEP</b>                       | <b>(TW El Paso)</b> | <b>8:05p</b> |
| <b>Nov. 19</b>  | <b>UCF</b>                           | <b>(FSN)</b>        | <b>TBA</b>   |
| <b>Nov. 26</b>  | <b>at Marshall</b>                   |                     | <b>TBA</b>   |

**Conference games in bold italics**  
Home games in ALL CAPS  
All times are Eastern and subject to change



# EAST CAROLINA



Lance Lewis

## 2011 PRESEASON RETURNEES

### LETTERMEN

Returning/Lost: 47/28

### STARTERS

Offensive Returning/Lost: 5/6

Defensive Returning/Lost: 6/5

Special Teams Returning/Lost: 4/2

### OFFENSIVE STARTERS RETURNING

OWR Andrew Bodenheimer  
 IWR Michael Bowman  
 QB Dominique Davis  
 OT Grant Harner  
 OWR Lance Lewis

### DEFENSIVE STARTERS RETURNING

CB Derek Blacknall  
 DT Michael Brooks  
 CB Emanuel Davis  
 SS Bradley Jacobs  
 DE Derrell Johnson  
 DE Matt Milner

### SPECIALISTS RETURNING

PK Michael Barbour  
 P Ben Ryan  
 DS William Smith  
 H Trent Tignor

### KEY LOSSES

OG Cory Dowless  
 IWR Dwayne Harris  
 OG D.J. Scott  
 OT Willie Smith  
 RB Jonathan Williams  
 LB Dustin Lineback  
 LB Lamar McLendon  
 LB Melvin Patterson  
 CB Travis Simmons  
 DT Josh Smith  
 KR Dwayne Harris

## 2010 RESULTS (6-7, 5-3 C-USA)

|            |                                     |          |                   |            |
|------------|-------------------------------------|----------|-------------------|------------|
| <b>S5</b>  | <b>TULSA (ESPN 2)</b>               | <b>W</b> | <b>51-49</b>      | <b>1-0</b> |
| <b>S11</b> | <b>MEMPHIS (CSS)</b>                | <b>W</b> | <b>49-27</b>      | <b>2-0</b> |
| S18        | at Virginia Tech (ESPN3.com)        | L        | 27-49             | 2-1        |
| O2         | at North Carolina (ESPN3.com)       | L        | 17-42             | 2-2        |
| <b>O9</b>  | <b>at Southern Miss (CSS)</b>       | <b>W</b> | <b>44-43</b>      | <b>3-2</b> |
| O16        | NC STATE (CBS C)                    | W        | 33-27 (ot)        | 4-2        |
| <b>O23</b> | <b>MARSHALL (CSS)</b>               | <b>W</b> | <b>37-10</b>      | <b>5-2</b> |
| <b>O30</b> | <b>at UCF (MASN/WITN)</b>           | <b>L</b> | <b>35-49</b>      | <b>5-3</b> |
| N6         | NAVY (CBS C)                        | L        | 35-76             | 5-4        |
| <b>N11</b> | <b>at UAB (CBS C)</b>               | <b>W</b> | <b>54-42</b>      | <b>6-4</b> |
| <b>N20</b> | <b>at Rice (CSS)</b>                | <b>L</b> | <b>38-62</b>      | <b>6-5</b> |
| <b>N26</b> | <b>SMU (CBS C)</b>                  | <b>L</b> | <b>38-45 (ot)</b> | <b>6-6</b> |
| D29        | vs. Maryland (Military Bowl) (ESPN) | L        | 20-51             | 6-7        |

## HEAD COACH RUFFIN McNEILL

Alma Mater: East Carolina '80

### COACHING EXPERIENCE

2010-11 East Carolina Head Coach - 6-7 (.462) 1 Season  
 2008-09 Texas Tech Assistant Head Coach  
 2007-08 Texas Tech Assistant Head Coach/Defensive Tackles  
 2003-06 Texas Tech Assistant Head Coach/Special Teams Coordinator  
 2000-02 Texas Tech Linebackers  
 1999 Fresno State Defensive Coordinator  
 1998 UNLV Assistant Head Coach/Defensive Coordinator  
 1997 UNLV Defensive Coordinator  
 1996 Miami Dolphins Summer Intern  
 1993-96 Appalachian State Defensive Coordinator  
 1992 East Carolina Defensive Line  
 1989-91 Appalachian State Linebackers  
 1988 North Alabama Linebackers  
 1987 Austin Peay Linebackers  
 1985 Clemson Graduate Assistant

### COACHING STAFF

Associate Head Coach/Inside Linebackers: John Wiley (East Texas State '84)  
 Defensive Coordinator/Defensive Backs: Brian Mitchell (BYU '94)  
 Defensive Line: Marc Yellock (East Carolina '00)  
 Offensive Coordinator/Quarterbacks: Lincoln Riley (Texas Tech '06)  
 Inside Receivers: Donnie Kirkpatrick (Lenoir-Rhyne '82)  
 Outside Receivers: Dennis Simmons (BYU '96)  
 Offensive Line: Brandon Jones (Texas Tech '06)  
 Running Backs/Special Teams: Clay McGuire (Texas Tech '04)  
 Outside Linebackers: Duane Price (Texas Tech '99)  
 Staff Assistant/Defense: Chris Bland (Elon '08)  
 Staff Assistant/Offense: Landon Hoefer (Texas Tech '08)  
 Director of Administration: Cary Godette (East Carolina '76)  
 Director of Operations: Antonio Huffman (Texas Tech '06)  
 Director of High School Relations: Harold Robinson (East Carolina '72)

### FOOTBALL OFFICE

Phone: 252/737-4568

Fax: 252/737-4646





## NOTING THE PIRATES

- Senior QB **Dominique Davis**, the 2010 C-USA Newcomer of the Year, accounted for 46 of the team's 60 offensive TDs in 2010. Davis had 609 attempts and 393 completions last season. Those totals are ECU single-season records and the second-most attempts and third-most completions ever by a C-USA QB.
- Senior WR **Lance Lewis** trailed only teammate Dwayne Harris in the league rankings in receptions per game last season with 6.8. He was fourth in receiving yards per game (85.8) and surpassed the 100-yard mark in four of the last five games in 2010. Lewis hauled in 14 touchdown receptions last season, the most by a Pirate receiver in program history and tied for the third-most by a C-USA receiver in a year.
- Senior DB **Emanuel Davis** tied for sixth in Conference USA with nine pass breakups in 2010. In last season's eight league matchups, he tallied eight pass breakups and 31 tackles. Davis was also the team leader in passing tackles with 32 and stood fifth on the squad in solo hits with 36. He finished one pass breakup shy of his career high with three at UAB and forced his first fumble of the season against SMU.
- Senior PK **Michael Barbour** made 15 of his last 16 field goals last year and finished 16-of-18 (88.9%) on field-goal tries with eight makes from 35 or more yards. He set the ECU single-season record for points scored by a kicker with 104 (16 FGs, 56 PAT) and Barbour's 56 PATs made are also a program single-year record.
- East Carolina set a school record with 60 offensive touchdowns (39 passing, 21 rushing) last season, shattering the previous record of 50, set in 2007. The 478 total points scored by the Pirates also represented a new school high mark.

## 2010 TEAM STATISTICS

| Category                       | East Carolina | Opponents  |
|--------------------------------|---------------|------------|
| First Downs                    | 307           | 304        |
| Rushes-Yards                   | 358-1546      | 553-2947   |
| Rushing Yards/Game             | 118.9         | 226.7      |
| Passes Att./Comp./Int.         | 632-408-16    | 405-242-11 |
| Completion Pct.                | .646          | .597       |
| Passing Yards                  | 4143          | 3277       |
| Passing Yards/Game             | 318.7         | 252.1      |
| Total Off. Plays/Yds           | 990-5689      | 958-6224   |
| Total Offense/Game             | 437.6         | 478.8      |
| Punts-Average                  | 53-39.4       | 45-40.3    |
| Punt Returns-Yards             | 21-227        | 21-134     |
| Kickoff Returns-Yards          | 82-1653       | 78-1586    |
| Interceptions-Yards            | 11-120        | 16-207     |
| Fumbles-Lost                   | 17-13         | 20-11      |
| Penalties-Yards                | 103-879       | 86-746     |
| 3rd Down Conversions           | 78-181        | 95-185     |
| 3rd Down Conversion Percentage | .431          | .514       |
| 4th Down Conversions           | 21-28         | 13-18      |
| 4th Down Conversion Percentage | .750          | .722       |
| Sacks By-Yards                 | 15-99         | 15-129     |
| Avg. Time of Possession        | 27:07         | 32:53      |

## 2010 INDIVIDUAL LEADERS

| Rushing         | Att. | Yds. | Avg. | TD | Long |
|-----------------|------|------|------|----|------|
| Jon Williams    | 154  | 847  | 5.5  | 10 | 37   |
| Giavanni Ruffin | 85   | 384  | 4.5  | 2  | 18   |
| TOTALS          | 358  | 1546 | 4.3  | 21 | 49   |

| Passing         | Comp. | Att. | Pct. | INT | Yards | TD |
|-----------------|-------|------|------|-----|-------|----|
| Dominique Davis | 393   | 609  | .645 | 16  | 3967  | 37 |
| Brad Wornick    | 13    | 19   | .684 | 0   | 138   | 1  |
| TOTALS          | 408   | 632  | .646 | 16  | 4143  | 39 |

| Receiving     | Rec | Yds. | Avg. | TD | Long |
|---------------|-----|------|------|----|------|
| Dwayne Harris | 101 | 1123 | 11.1 | 10 | 76   |
| Lance Lewis   | 89  | 1116 | 12.5 | 14 | 61   |
| Jon Williams  | 52  | 431  | 8.3  | 1  | 77   |
| TOTALS        | 408 | 4143 | 10.2 | 39 | 77   |

| Field Goals     | Made-Att. | Pct. | Long |
|-----------------|-----------|------|------|
| Michael Barbour | 16-18     | .889 | 52   |
| TOTALS          | 16-18     | .889 | 52   |

| Punting  | No. | Yards | Avg. | In 20 | Long |
|----------|-----|-------|------|-------|------|
| Ben Ryan | 53  | 2090  | 39.4 | 14    | 59   |
| TOTALS   | 53  | 2090  | 39.4 | 14    | 59   |

| Tackles          | Solos | Ast | Total |
|------------------|-------|-----|-------|
| Dustin Lineback  | 53    | 66  | 119   |
| Melvin Patterson | 28    | 66  | 94    |
| Bradley Jacobs   | 46    | 34  | 80    |
| Derek Blacknall  | 49    | 24  | 73    |
| Josh Smith       | 33    | 36  | 69    |
| TOTALS           | 509   | 526 | 1035  |

| Interceptions   | No. | Yds. | Avg. | TD |
|-----------------|-----|------|------|----|
| Bradley Jacobs  | 4   | 54   | 13.5 | 0  |
| Emanuel Davis   | 2   | 0    | 0.0  | 0  |
| Derek Blacknall | 2   | 50   | 25.0 | 1  |
| TOTALS          | 11  | 120  | 10.9 | 1  |

## FOLLOW THE PIRATES ONLINE

**Official Website**  
[www.ECUPirates.com](http://www.ECUPirates.com)

**Facebook**  
[ECUPirates.com](http://ECUPirates.com)

**Twitter**  
<http://twitter.com/ECUAthletics>

**YouTube**  
[www.youtube.com/ECUAthletics](http://www.youtube.com/ECUAthletics)



# EAST CAROLINA

## 2011 ROSTER

| NO. | NAME               | POS.  | HT.  | WT. | YR. | EXP. | HOMETOWN/HS, JC or COLLEGE                |
|-----|--------------------|-------|------|-----|-----|------|---|
| 4   | Detric Allen       | DB    | 6-0  | 196 | Fr. | RS   | Norwood, N.C./South Stanly                |
| 99  | Antonio Allison    | DT    | 6-4  | 293 | Sr. | 2L   | Statesville, N.C./West Iredell            |
| 12  | Dayon Arrington    | OWR   | 6-2  | 194 | Jr. | 1L   | Silver Spring, Md./Hargrave Military      |
| 79  | Steven Baker       | OL    | 6-8  | 310 | Sr. | 3L   | Rocky Mount, N.C./Northern Nash           |
| 39  | Michael Barbour    | PK    | 5-10 | 185 | Sr. | 1L   | Oyster Bay, N.Y./Maryland                 |
| 42  | John Barnes-Smith  | LB    | 5-11 | 214 | Fr. | RS   | Wendell, N.C./East Wake                   |
| 97  | Terry Biles        | DE    | 6-2  | 252 | Fr. | RS   | High Point, N.C./Andrews                  |
| 26  | Derek Blacknall    | DB    | 5-11 | 180 | Sr. | 3L   | Greensboro, N.C./Dudley                   |
| 19  | Andrew Bodenheimer | OWR   | 6-3  | 202 | Jr. | 2L   | Clemmons, N.C./West Forsyth               |
| 96  | Jimmy Booth        | DT    | 6-2  | 304 | So. | 1L   | Greenville, N.C./J.H. Rose                |
| 22  | Michael Bowman     | IWR   | 5-9  | 165 | Sr. | 1L   | Wadesboro, N.C./Anson County              |
| 92  | Michael Brooks     | DT    | 6-3  | 287 | Jr. | 2L   | Roxboro, N.C./Bartlett Yancey             |
| 23  | Desi Brown         | DB    | 6-2  | 203 | Fr. | RS   | Webster Groves, Mo./Webster Groves        |
| 5   | Shane Carden       | QB    | 6-2  | 216 | Fr. | RS   | Houston, Texas/Episcopal                  |
| --  | Brandon Carr       | LB    | 6-3  | 243 | Jr. | HS   | Wallace, N.C./Wallace-Rose Hill           |
| 71  | Josh Clark         | OL    | 6-4  | 287 | Jr. | 1L   | Gastonia, N.C./North Gaston               |
| 55  | Charlie Coggins    | DS    | 6-3  | 186 | Fr. | RS   | Albemarle, N.C./Albemarle                 |
| 52  | James Craig        | LB    | 5-10 | 203 | Jr. | 1L   | Richmond, Va./Godwin                      |
| 4   | Dominique Davis    | QB    | 6-3  | 222 | Sr. | 1L   | Lakeland, Fla./Fort Scott CC              |
| 38  | Emanuel Davis      | DB    | 5-11 | 190 | Sr. | 3L   | Manteo, N.C./Manteo                       |
| 6   | Jeremy Davis       | IWR   | 5-10 | 191 | Jr. | 1L   | Warrenton, N.C./Warren County             |
| 78  | Jordan Davis       | OL    | 6-3  | 290 | So. | 1L   | Fort Walton Beach, Fla./Choctawhatchee    |
| 5   | Justin Dixon       | LB/DE | 6-1  | 252 | So. | 1L   | Smithfield, N.C./Smithfield-Selma         |
| 35  | Michael Dobson     | RB    | 6-0  | 187 | So. | 1L   | Mount Airy, N.C./Mount Airy               |
| 59  | Daniel Drake       | LB    | 6-0  | 243 | Jr. | 1L   | Fayetteville, N.C./Marshall               |
| 66  | Adhem Elsayi       | OL    | 6-5  | 312 | So. | TR   | Saratoga Springs, N.Y./Campbell           |
| 48  | Maurice Falls      | DE    | 6-2  | 240 | Fr. | RS   | Belmont, N.Y./South Point                 |
| 37  | Carter Gagnon      | IWR   | 6-0  | 218 | Jr. | SQ   | Greenville, N.C./J.H. Rose                |
| 64  | Anthony Garrett    | OL    | 6-5  | 303 | Jr. | SQ   | Prairie Village, Kan./Fort Scott CC       |
| 31  | Jacob Geary        | LB    | 6-3  | 236 | Fr. | RS   | Hillsborough, N.C./Cedar Ridge            |
| 73  | Drew Gentry        | OL    | 6-6  | 304 | Fr. | RS   | Tallahassee, Fla./North Florida Christian |
| 53  | Jeremy Grove       | LB    | 6-1  | 228 | Fr. | RS   | Ijamsville, Md./Gov. Thomas Johnson       |
| 2   | Justin Hardy       | IWR   | 6-0  | 184 | Fr. | RS   | Vanceboro, N.C./West Craven               |
| 67  | Grant Harner       | OL    | 6-6  | 287 | So. | 1L   | Jacksonville, Fla./Bartram Trail          |
| 8   | Derrick Harris     | IWR   | 5-7  | 170 | So. | SQ   | Stone Mountain, Ga./Valdosta State        |
| 30  | Warren Harvey      | PK    | 5-11 | 207 | Fr. | RS   | Greenville, N.C./J.H. Rose                |
| 60  | Mack Helms         | OL    | 6-3  | 274 | Fr. | RS   | Tallahassee, Fla./Leon                    |
| 49  | Ty Holmes          | LB    | 6-1  | 233 | So. | 1L   | Lexington, N.C./Lexington                 |
| --  | Robert Huckabee    | DE    | 6-3  | 247 | Fr. | RS   | Wrightsville Beach, N.C./Hoggard          |
| 74  | Taylor Hudson      | OL    | 6-5  | 272 | Fr. | RS   | Greenville, S.C./Mauldin                  |
| 34  | Torrance Hunt      | IWR   | 5-8  | 166 | So. | 1L   | Durham, N.C./Jordan                       |
| 7   | Lamar Ivey         | DB    | 6-1  | 183 | Fr. | RS   | Mebane, N.C./Eastern Alamance             |
| 3   | Bradley Jacobs     | DB    | 5-10 | 192 | Sr. | 1L   | Long Beach, Miss./Miss. Gulf Coast CC     |
| 8   | Jacobi Jenkins     | DB    | 6-0  | 178 | Jr. | 2L   | Rocky Mount, N.C./Rocky Mount             |
| 56  | Derrell Johnson    | DE    | 6-1  | 259 | So. | 1L   | Baltimore, Md./Wyoming Seminary           |
| 7   | Rio Johnson        | QB    | 6-2  | 196 | So. | SQ   | Atlanta, Ga./Sandy Creek                  |
| 84  | Justin Jones       | IWR   | 6-8  | 264 | So. | 1L   | Conyers, Ga./Heritage                     |
| 55  | Robert Jones       | DT    | 6-3  | 268 | Jr. | 2L   | Stone Mountain, Ga./Tucker                |
| 13  | Cody Keith         | QB    | 6-3  | 178 | Fr. | HS   | Charlotte, N.C./Cheshire Academy          |
| 41  | Desmond Lawrence   | DB    | 5-10 | 173 | Fr. | RS   | Durham, N.C./Southern Durham              |
| 50  | Alex Leonard       | DE    | 6-0  | 257 | Sr. | SQ   | Rockingham, N.C./Louisburg                |
| 1   | Lance Lewis        | OWR   | 6-3  | 212 | Sr. | 1L   | Concord, N.C./East Mississippi CC         |
| --  | Cody Lyon          | DB    | 5-9  | 187 | Jr. | TR   | Raleigh, N.C./Campbell                    |
| 11  | Damon Magazu       | DB    | 5-11 | 202 | So. | 1L   | Charlotte, N.C./Providence                |
| 90  | Ryan Mahoney       | DE    | 6-4  | 272 | So. | SQ   | Cary, N.C./Green Hope                     |
| 65  | Kemory Mann        | DT    | 6-0  | 295 | Jr. | SQ   | Pittsboro, N.C./Northwood                 |
| 22  | Doug Mayo-Tapp     | DB    | 5-10 | 202 | So. | SQ   | Charlotte, N.C./Providence                |
| 44  | Gray Mazzone       | IWR   | 5-9  | 187 | So. | SQ   | Cary, N.C./Wake Forest                    |
| --  | Phillip McNaughton | P     | 6-1  | 277 | Jr. | TR   | Taren Point, NSW, Australia/Univ. Tech    |
| 43  | Matt Millisor      | PK/P  | 6-0  | 200 | So. | SQ   | Greensboro, N.C./Page                     |
| 98  | Matt Milner        | DE    | 6-4  | 248 | So. | 1L   | Raleigh, N.C./Cardinal Gibbons            |
| 21  | Rahkeem Morgan     | DB    | 6-0  | 185 | Jr. | 2L   | Asheville, N.C./Asheville                 |

| NO. | NAME              | POS.  | HT.  | WT. | YR. | EXP. | HOMETOWN/HS, JC or COLLEGE          |
|-----|-------------------|-------|------|-----|-----|------|-------------------------------------|
| 30  | Alex Owah         | RB    | 5-11 | 179 | Fr. | RS   | Harrisonburg, Va./Hargrave Military |
| 62  | Hugh Parker       | OL    | 6-3  | 272 | Sr. | SQ   | Morehead City, N.C./Wingate         |
| 87  | Zico Pasut        | IWR   | 6-3  | 226 | So. | 1L   | Charlotte, N.C./Ardrey Kell         |
| 25  | Leonard Paulk     | DB    | 5-11 | 192 | Jr. | 2L   | Columbia, S.C./Richland Northeast   |
| 58  | Lee Pegues        | DE    | 6-2  | 276 | So. | 1L   | Bennettsville, S.C./Marlboro County |
| 40  | Cliff Perryman    | LB    | 6-1  | 225 | Sr. | 3L   | Richmond, Va./Hermitage             |
| 63  | Doug Polochak     | OL    | 6-4  | 303 | Sr. | 1L   | Ponte Vedra Beach, Fla./Nease       |
| 10  | Marke Powell      | LB/DE | 6-3  | 220 | Jr. | 2L   | Troy, N.C./West Montgomery          |
| --  | Jonathan Powers   | OL    | 6-2  | 273 | Fr. | HS   | Wilmington, N.C./Ashley             |
| 14  | Mike Price        | OWR   | 6-1  | 163 | So. | 1L   | New Bern, N.C./New Bern             |
| 80  | Torian Richardson | IWR   | 5-10 | 187 | Fr. | RS   | Greer, S.C./Byrnes                  |
| 93  | Chrishon Rose     | DT    | 6-4  | 288 | Fr. | RS   | Forestville, Md./Bishop McNamara    |
| 12  | Ben Ryan          | P/PK  | 6-2  | 204 | Sr. | 1L   | Marshville, N.C./Forest Hills       |
| 70  | Will Simmons      | OL    | 6-5  | 304 | So. | 1L   | Ahoskie, N.C./Hertford County       |
| 72  | Diavalo Simpson   | DT    | 6-3  | 276 | Jr. | SQ   | Moss Point, Miss./East Miss. CC     |
| 61  | William Smith     | DS    | 5-11 | 261 | Sr. | 2L   | Goldsboro, N.C./N.C. State          |
| --  | Kristopher Sykes  | DB    | 5-10 | 181 | Jr. | SQ   | Conyers, Ga./Hinds CC               |
| 24  | Damonte Terry     | RB    | 6-1  | 201 | So. | 1L   | Laurinburg, N.C./Scotland           |
| 38  | Trent Tignor      | H/P   | 6-5  | 214 | So. | 1L   | Hoschton, Ga./Mill Creek            |
| 20  | Kyle Tudor        | LB    | 6-3  | 233 | So. | 1L   | Augusta, Ga./Lakeside               |
| 32  | Justin Venable    | DB    | 6-1  | 202 | Jr. | 2L   | Climax, N.C./Southeast Guilford     |
| 95  | Leroy Vick        | DT    | 6-6  | 283 | Jr. | TR   | Wilson, N.C./Georgia Military       |
| 31  | Bill Wallace      | DB    | 5-11 | 200 | Fr. | 1L   | Haw River, N.C./Eastern             |
| 33  | Danny Webster     | IWR   | 5-10 | 184 | Fr. | HS   | Havelock, N.C./Havelock             |
| --  | Brandon Weymann   | OWR   | 6-2  | 193 | Jr. | HS   | Charlotte, N.C./Myers Park          |
| 15  | Reese Wiggins     | IWR   | 5-11 | 187 | So. | SQ   | Durham, N.C./Southern Durham        |
| 54  | Terry Williams    | DT    | 6-1  | 324 | Fr. | RS   | Loganville, Ga./Grayson             |
| 82  | Joe Womack        | OWR   | 6-1  | 199 | Sr. | 3L   | Jacksonville, N.C./Northside        |
| 9   | Brad Wornick      | QB    | 6-2  | 191 | Jr. | 1L   | Charlotte, N.C./Ardrey Kell         |

## 2011 SPRING SIGNEES

| NAME             | POS.  | HT.  | WT. | YR. | HOMETOWN/HS, JC or COLLEGE             |
|------------------|-------|------|-----|-----|--|
| Chris Baker      | DE    | 6-3  | 230 | Jr. | Greenville, Miss./Hinds CC             |
| Jeton Beavers    | DE    | 6-5  | 260 | Fr. | Virginia Beach, Va./Bayside            |
| Zeek Bigger      | LB    | 6-2  | 210 | Fr. | Gastonia, N.C./Ashbrook                |
| Joseph Blanks    | LB    | 6-2  | 230 | Jr. | Pembroke, N.C./ASA                     |
| Chevelle Buie    | RB    | 5-9  | 170 | Fr. | Cocoa, Fla./Cocoa                      |
| Reggie Bullock   | RB    | 5-9  | 175 | Fr. | Las Vegas, Nev./Arizona Western CC     |
| Antonio Cannon   | WR    | 6-2  | 175 | Fr. | Central, S.C./Daniel                   |
| Treshawn Council | LB    | 6-1  | 210 | Fr. | Durham, N.C./Hillside                  |
| Chris Hairston   | RB    | 6-0  | 200 | Fr. | Winston-Salem, N.C./Parkland           |
| Isaac Harris     | OL    | 6-7  | 270 | Fr. | Irmo, S.C./Dutch Fork                  |
| Glen Hilliard    | DB    | 5-10 | 170 | Fr. | Anderson, S.C./T.L. Hanna              |
| Stewart Hinson   | OL    | 6-7  | 270 | Fr. | Monroe, N.C./Piedmont                  |
| Dontrill Hyman   | DE    | 6-6  | 250 | Fr. | Warsaw, N.C./Kenan                     |
| Cody Keith       | QB    | 6-3  | 195 | Fr. | Charlotte, N.C./Cheshire Academy       |
| John Lattimore   | DE    | 6-4  | 265 | Jr. | Lexington, N.C./Ventura CC             |
| Dominique Lennon | DB    | 6-2  | 190 | Fr. | Suffolk, Va./Nansemond-Suffolk Academy |
| Chaz Lowery      | OL    | 6-5  | 268 | Fr. | Virginia Beach, Va./Ocean Lakes        |
| Montese Overton  | LB    | 6-3  | 200 | Fr. | Greenville, N.C./South Central         |
| Tre Robertson    | OL    | 6-5  | 320 | Fr. | Roxboro, N.C./Person                   |
| Rocco Scarfone   | DB    | 5-11 | 165 | Fr. | Greensboro, N.C./Northern Guilford     |
| Terrell Stanley  | DT    | 6-2  | 260 | Fr. | Southport, N.C./South Brunswick        |
| C.J. Struyk      | OL/DS | 6-2  | 245 | Fr. | Morehead City, N.C./West Carteret      |
| Donte Sumpter    | WR    | 6-0  | 175 | Fr. | Myrtle Beach, S.C./Myrtle Beach        |
| Leroy Vick       | DT    | 6-6  | 270 | Jr. | Wilson, N.C./Georgia Military College  |
| Danny Webster    | WR    | 5-10 | 170 | Fr. | Havelock, N.C./Havelock                |
| Jonathan White   | DT    | 6-4  | 275 | Fr. | High Point, N.C./Central               |





# HOUSTON COUGARS

## QUICK FACTS

**Location:**

Houston, Texas

**Founded:**

1927

**Enrollment:**

38,752

**Nickname:**

Cougars

**Colors:**

Scarlet and White

**Stadium:**

John O'Quinn Field at Robertson Stadium (32,000)

**Chancellor/President:**

Dr. Renu Khator

**Faculty Athletics Representative:**

Richard Scamell

**Athletics Director:**

Mack Rhoades

**Senior Woman Administrator:**

DeJuena Chizer

**Basic Offense:**

Multiple

**Basic Defense:**

3-4

## SPORTS INFORMATION

**Associate AD/Football SID:**

Cassie Arner

**Office Phone:**

713/743-9404

**Cell Phone:**

832-523-8647

**Fax:**

713/743-9411

**E-Mail:**

mcarner@central.uh.edu

**Website:**

www.UHCougars.com

**Press Box Phone:**

713/743-0550

## KEY DATES

**Players Report:**

Thursday, Aug. 4

**Media/Fan Day:**

Friday, Aug. 5

**Fall Classes Begin:**

Monday, Aug. 22

## Kevin Sumlin

 HEAD COACH

Alma Mater: Purdue '88

Record at Houston: 23-16 (.590) 3 Seasons

Career Record: 23-16 (.590) 3 Seasons

Hometown: Indianapolis, Ind.

Birthdate: August 3, 1964

Dr. Renu Khator,  
Chancellor/PresidentMack Rhoades,  
Athletics Director

DeJuena Chizer, SWA



Cassie Arner, SID



Kevin Sumlin

## 2011 SCHEDULE

| DATE                   | OPPONENT             | TV             | TIME          |
|------------------------|----------------------|----------------|---------------|
| Sept. 3                | UCLA                 | (FSN)          | 2:30p         |
| Sept. 10               | at North Texas       | (ESPN.com)     | 6:00p         |
| Sept. 17               | at Louisiana Tech    | (ESPN.com)     | 6:00p         |
| Sept. 24               | GEORGIA STATE        | (CSS)          | 7:00p         |
| <b>Sept. 29 (Thu.)</b> | <b>at UTEP</b>       | <b>(CBSSN)</b> | <b>7:00p</b>  |
| <b>Oct. 8</b>          | <b>EAST CAROLINA</b> | <b>(CBSSN)</b> | <b>6:00p</b>  |
| <b>Oct. 22</b>         | <b>MARSHALL</b>      | <b>(CSS)</b>   | <b>3:30p</b>  |
| <b>Oct. 27 (Thu.)</b>  | <b>RICE</b>          | <b>(FSN)</b>   | <b>7:00p</b>  |
| <b>Nov. 5</b>          | <b>at UAB</b>        | <b>(CBSSN)</b> | <b>6:00p</b>  |
| <b>Nov. 10 (Thu.)</b>  | <b>at Tulane</b>     | <b>(CBSSN)</b> | <b>7:00p</b>  |
| <b>Nov. 19</b>         | <b>SMU</b>           | <b>(FSN)</b>   | <b>TBA</b>    |
| <b>Nov. 25 (Fri.)</b>  | <b>at Tulsa</b>      | <b>(FSN)</b>   | <b>11:00a</b> |

**Conference games in bold italics**

Home games in ALL CAPS

All times are Central and subject to change



Patrick Edwards



## 2011 PRESEASON RETURNEES

### LETTERMEN

Returning/Lost: 48/17

### STARTERS

Offensive Returning/Lost: 7/4

Defensive Returning/Lost: 7/4

Special Teams Returning/Lost: 4/0

### OFFENSIVE STARTERS RETURNING

QB Case Keenum & David Piland  
 RB Bryce Beall  
 WR Patrick Edwards  
 WR Tyron Carrier  
 WR Justin Johnson  
 OL Chris Thompson  
 OL Jacolby Ashworth

### DEFENSIVE STARTERS RETURNING

DE David Hunter  
 DT Tyrone Campbell  
 DE Kelvin King  
 LB Marcus McGraw  
 LB Sammy Brown  
 LB Phillip Steward  
 DB Nick Saenz

### SPECIALISTS RETURNING

K Matt Hogan  
 P Richie Leone  
 KR Tyron Carrier  
 PR Patrick Edwards

### KEY LOSSES

WR James Cleveland  
 OL Isaiah Thompson  
 OL Roy Watts  
 OL Jordan Shoemaker  
 LB Matt Nicholson  
 DB Devin Mays  
 DB Roisean Haynes  
 DB Jamal Robinson

## 2010 RESULTS (5-7, 4-4 C-USA)

|            |                                 |          |              |            |
|------------|---------------------------------|----------|--------------|------------|
| S4         | TEXAS STATE                     | W        | 68-28        | 1-0        |
| <b>S10</b> | <b>UTEP (ESPN)</b>              | <b>W</b> | <b>54-24</b> | <b>2-0</b> |
| S18        | at UCLA (FSN)                   | L        | 13-31        | 2-1        |
| <b>S25</b> | <b>TULANE (CBS C)</b>           | <b>W</b> | <b>42-23</b> | <b>3-1</b> |
| O9         | MISSISSIPPI STATE (CBS C)       | L        | 24-47        | 3-2        |
| <b>O16</b> | <b>at Rice (CSS)</b>            | <b>L</b> | <b>31-34</b> | <b>3-3</b> |
| <b>O23</b> | <b>at SMU (CBS C)</b>           | <b>W</b> | <b>45-20</b> | <b>4-3</b> |
| <b>O30</b> | <b>at Memphis (CSS)</b>         | <b>W</b> | <b>56-17</b> | <b>5-3</b> |
| <b>N5</b>  | <b>UCF (ESPN 2)</b>             | <b>L</b> | <b>33-40</b> | <b>5-4</b> |
| <b>N13</b> | <b>TULSA (CBS C)</b>            | <b>L</b> | <b>25-28</b> | <b>5-5</b> |
| <b>N20</b> | <b>at Southern Miss (CBS C)</b> | <b>L</b> | <b>41-59</b> | <b>5-6</b> |
| N27        | at Texas Tech (FSN)             | L        | 20-35        | 5-7        |

## HEAD COACH KEVIN SUMLIN

Alma Mater: Purdue '88

### COACHING EXPERIENCE

2007- Houston Head Coach - 23-16 (.590) 3 Seasons  
 2006-07 Oklahoma Co-Offensive Coordinator/Wide Receivers  
 2003-04 Oklahoma Special Teams Coordinator/Tight Ends  
 2001-02 Texas A&M Asst. Head Coach/Offensive Coordinator/  
 Wide Receivers  
 1998-01 Purdue Receivers  
 1997 Minnesota Quarterbacks  
 1993-96 Minnesota Receivers  
 1991-92 Wyoming Receivers  
 1988-90 Washington State Graduate Assistant

### COACHING STAFF

Assistant Head Coach/Special Teams/Inside Receivers/Tight Ends:  
 Tony Levine (Minnesota '96)  
 Offensive Coordinator/Wide Receivers: Jason Phillips (Houston '01)  
 Defensive Coordinator: Brian Stewart (Northern Arizona '92)  
 Co-Offensive Coordinator/Quarterbacks: Kliff Kingsbury (Texas Tech '01)  
 Offensive Line: B.J. Anderson (Stephen F. Austin '97)  
 Linebackers: Jamie Bryant (Ohio Wesleyan '93)  
 Defensive Line: Carlton Hall (Vanderbilt '98)  
 Running Backs/Recruiting Coordinator: Clarence McKinney (Mary '94)  
 Safeties: Zac Spavital (Murray State '04)  
 Assistant AD/Football Operations: Justin Moore (Texas A&M '04)  
 Director of Football Recruiting: Joe Alcoser (Houston '01)  
 Graduate Assistant/Offense: Eric Morris (Texas Tech '08)  
 Graduate Assistant/Defense: Matt Nicholson (Houston '11)  
 Quality Control/Offense: Kenny Bell (Houston '11)  
 Quality Control/Defense: Alonzo Dotson (Oklahoma '08)

### FOOTBALL OFFICE

Phone: 713/743-9388

Fax: 713/743-9428





## NOTING THE COUGARS

- The NCAA granted Cougar senior QB **Case Keenum** a sixth year of eligibility based on medical hardship. The appeal request came after Keenum suffered a season-ending torn ACL on Sept. 18 in a game vs. UCLA. Keenum also had a shoulder injury during his high school senior season, which prohibited him from participating in competition as a true freshman. Keenum is on track to break NCAA career records for total offense, passing yards, touchdowns, pass attempts and completions. After two-plus games played in 2010, Keenum wrapped up the season with 14,448 career yards of total offense (7th), 13,586 passing yards (5th), 107 touchdown passes (8th), 1,626 pass attempts (10th), 1,118 pass completions (7th).
- Senior RB **Bryce Beall** led C-USA in rushing touchdowns last season with 12, while placing fourth in rushing yards with 870. He became Houston's career leader in rushing touchdowns with 32 in his first three seasons as a Cougar.
- Senior WR **Patrick Edwards** was named first team All-Conference USA as a wide receiver and second team as a punt returner last season. He caught 71 passes for 1,100 yards and 13 touchdowns, averaging 91.7 yards per contest. Edwards led C-USA in punt return average at 15.4 returning 15 punts for 231 yards and one touchdown. His 86 total points scored led all non-kickers in Conference USA last season.
- Senior LB **Marcus McGraw** has led UH in tackles each of the past two seasons. He posted 110 total stops last year (56 solo, 54 assisted).
- In Conference USA games only, senior LB **Sammy Brown** led the league with 17.5 tackles for loss, tied for the lead in sacks with six and posted 59 tackles. For the entire season, he had a league-best 20 tackles for loss.

## 2010 TEAM STATISTICS

| Category                       | Houston    | Opponents  |
|--------------------------------|------------|------------|
| First Downs                    | 307        | 275        |
| Rushes-Yards                   | 410-1839   | 526-2505   |
| Rushing Yards/Game             | 153.2      | 208.8      |
| Passes Att./Comp./Int.         | 298-484-20 | 219-370-13 |
| Completion Pct.                | .615       | .592       |
| Passing Yards                  | 3927       | 2689       |
| Passing Yards/Game             | 327.2      | 224.1      |
| Total Off. Plays/Yds           | 708-5766   | 745-5194   |
| Total Offense/Game             | 480.5      | 432.8      |
| Punts-Average                  | 36-41.6    | 50-42.9    |
| Punt Returns-Yards             | 16-228     | 13-160     |
| Kickoff Returns-Yards          | 60-1331    | 63-1403    |
| Interceptions-Yards            | 13-245     | 20-359     |
| Fumbles-Lost                   | 14-7       | 18-8       |
| Penalties-Yards                | 61-491     | 64-557     |
| 3rd Down Conversions           | 79-163     | 86-174     |
| 3rd Down Conversion Percentage | .485       | .494       |
| 4th Down Conversions           | 12-21      | 9-16       |
| 4th Down Conversion Percentage | .571       | .563       |
| Sacks By-Yards                 | 20-110     | 12-85      |
| Avg. Time of Possession        | 25:38      | 34:22      |

## 2010 INDIVIDUAL LEADERS

| Rushing       | Att. | Yds. | Avg. | TD | Long |
|---------------|------|------|------|----|------|
| Bryce Beall   | 163  | 870  | 5.3  | 12 | 43   |
| Michael Hayes | 150  | 629  | 4.2  | 8  | 36   |
| TOTALS        | 410  | 1839 | 4.5  | 20 | 52   |

| Passing      | Comp. | Att. | Pct. | INT | Yards | TD |
|--------------|-------|------|------|-----|-------|----|
| David Piland | 201   | 435  | .583 | 14  | 2641  | 24 |
| Case Keenum  | 42    | 64   | .656 | 5   | 636   | 5  |
| TOTALS       | 298   | 484  | .616 | 20  | 3927  | 34 |

| Receiving       | Rec | Yds. | Avg. | TD | Long |
|-----------------|-----|------|------|----|------|
| Patrick Edwards | 71  | 1100 | 15.5 | 13 | 63   |
| James Cleveland | 57  | 800  | 14.0 | 6  | 50   |
| Tyron Carrier   | 53  | 480  | 9.1  | 1  | 20   |
| TOTALS          | 298 | 3927 | 13.2 | 34 | 68   |

| Field Goals | Made-Att. | Pct. | Long |
|-------------|-----------|------|------|
| Matt Hogan  | 14-17     | .824 | 49   |
| TOTALS      | 14-17     | .824 | 49   |

| Punting      | No. | Yards | Avg. | In 20 | Long |
|--------------|-----|-------|------|-------|------|
| Richie Leone | 35  | 1450  | 41.4 | 12    | 63   |
| TOTALS       | 36  | 1499  | 41.5 | 12    | 63   |

| Tackles         | Solos | Ast | Total |
|-----------------|-------|-----|-------|
| Marcus McGraw   | 56    | 54  | 110   |
| Patrick Steward | 40    | 44  | 84    |
| Sammy Brown     | 43    | 33  | 76    |
| Nick Saenz      | 37    | 35  | 72    |
| Efrem Oliphant  | 23    | 43  | 66    |
| TOTALS          | 495   | 494 | 989   |

| Interceptions   | No. | Yds. | Avg. | TD |
|-----------------|-----|------|------|----|
| Loyce Means     | 3   | 74   | 24.7 | 1  |
| Patrick Steward | 2   | 27   | 13.5 | 0  |
| TOTALS          | 13  | 245  | 18.8 | 1  |

## FOLLOW THE COUGARS ONLINE

### Official Website

[www.UHCougars.com](http://www.UHCougars.com)

### Facebook

Houston Cougars Football  
Houston Cougars Men's Basketball

### Myspace

[www.myspace.com/houstoncougars](http://www.myspace.com/houstoncougars)

### Twitter

<http://twitter.com/UHCougarSports>

### YouTube

<http://www.youtube.com/UHmultimedia>



# HOUSTON

## 2011 ROSTER

| NO. | NAME                 | POS. | HT.  | WT. | YR. | EXP. | HOMETOWN/HS, JC or COLLEGE                     |
|-----|----------------------|------|------|-----|-----|------|--|
| 72  | Haneef Abdur-Razzaaq | DL   | 6-1  | 245 | Jr. | SQ   | Weatherford, Texas/<br>Weatherford JC          |
| 76  | Jacolby Ashworth     | OL   | 6-4  | 300 | Jr. | 2L   | Lufkin, Texas/Lufkin                           |
| 38  | George Bamfo         | LB   | 5-11 | 210 | So. | 1L   | Rockwall, Texas/Heath                          |
| 47  | Marcell Bates        | RB   | 5-9  | 180 | Jr. | SQ   | Sugar Land, Texas/Austin                       |
| 29  | Ricardo Bates        | DB   | 5-11 | 175 | Sr. | SQ   | Prattville, Ala./Prattville                    |
| 13  | Thomas Bates         | DB   | 5-11 | 180 | So. | 1L   | Baytown, Texas/Lee                             |
| 25  | Bryce Beall          | RB   | 5-11 | 215 | Sr. | 3L   | Tatum, Texas/Tatum                             |
| 44  | Brannon Beasley      | DB   | 5-10 | 180 | Sr. | JC   | Portland, Ore./American River<br>College       |
| 93  | Ameen Behbahani      | DL   | 6-2  | 282 | Jr. | 2L   | Plano, Texas/Plano West                        |
| 12  | Chevy Bennett        | DB   | 6-1  | 190 | Jr. | JC   | Dallas, Texas/Sachse/Navarro<br>JC             |
| 85  | Kenneth Bibbins Jr.  | TE   | 6-4  | 236 | So. | 1L   | Sugar Land, Texas/Kempner                      |
| 82  | Chance Blackmon      | WR   | 6-1  | 197 | Jr. | SQ   | Tatum, Texas/Tatum/Colorado                    |
| 97  | Eric Braswell        | DL   | 6-4  | 250 | Fr. | RS   | Killeen, Texas/Shoemaker                       |
| 24  | Kent Brooks          | DB   | 5-11 | 205 | So. | 1L   | Humble, Texas/Atascocita                       |
| 8   | Sammy Brown          | LB   | 6-3  | 240 | Sr. | 1L   | Wiggins, Miss./Mississippi Gulf<br>Coast CC    |
| 23  | Xavier Brown         | RB   | 6-0  | 205 | Fr. | RS   | Pearland, Texas/Dawson                         |
| 68  | James Burden         | OL   | 6-2  | 265 | So. | SQ   | Deer Park, Texas/Deer Park                     |
| 39  | Chadwick Calloway    | RB   | 5-5  | 185 | So. | HS   | Houston, Texas/Prairie View<br>A&M             |
| 56  | Tyrone Campbell      | DL   | 6-1  | 293 | Jr. | 2L   | Channelview, Texas/<br>Channelview             |
| 35  | Tyron Carrier        | WR   | 5-8  | 170 | Sr. | 3L   | Houston, Texas/Worthing                        |
| 52  | Philip Causey        | LB   | 5-10 | 210 | Jr. | SQ   | San Antonio, Texas/Stevens                     |
| 17  | Chris Cermin         | DB   | 5-10 | 188 | So. | 1L   | Katy, Texas/Cinco Ranch                        |
| 64  | Ty Cloud             | OL   | 6-4  | 315 | So. | 1L   | Highland Village, Texas/Flower<br>Mound Marcus |
| 36  | Gino Collins         | WR   | 5-11 | 185 | Jr. | SQ   | Houston, Texas/St. Pius X                      |
| 45  | Terrell Douglas      | RB   | 5-11 | 207 | Sr. | SQ   | Mansfield, Texas/Tyler JC                      |
| 83  | Patrick Edwards      | WR   | 5-9  | 175 | Sr. | 3L   | Hearne, Texas/Hearne                           |
| 17  | Austin Elrod         | WR   | 6-1  | 185 | Sr. | 1L   | Ovilla, Texas/Red Oak                          |
| 96  | Jeremiah Farley      | DL   | 6-1  | 264 | So. | 1L   | Longview, Texas/Longview                       |
| 63  | Kevin Forsch         | OL   | 6-5  | 301 | So. | 1L   | Tomball, Texas/Klein Oak                       |
| 48  | Kyle Goedeke         | LB   | 6-0  | 225 | Fr. | RS   | Houston, Texas/Langham<br>Creek                |
| 74  | Rowdy Harper         | OL   | 6-6  | 285 | Fr. | RS   | Broken Arrow, Okla./Broken<br>Arrow            |
| 94  | Adrian Harris        | LB   | 6-0  | 200 | So. | SQ   | Lancaster, Texas/Lancaster                     |
| 86  | Brandon Hartson      | LS   | 6-3  | 250 | Jr. | 2L   | Fairfield, Texas/Fairfield                     |
| 2   | D.J. Hayden          | DB   | 6-0  | 185 | Jr. | JC   | Houston, Texas/Navarro JC                      |
| 29  | Michael Hayes        | RB   | 5-9  | 192 | Sr. | 1L   | East Bernard, Texas/Blinn JC                   |
| 72  | Chris Hill           | OL   | 6-4  | 285 | Fr. | RS   | Houston, Texas/Yates                           |
| 46  | Matt Hogan           | K/P  | 6-1  | 196 | Jr. | 2L   | Keller, Texas/Keller                           |
| 34  | Randall Hollimon     | DB   | 6-1  | 200 | Fr. | RS   | Houston, Texas/Clear Lake                      |
| 2   | Drew Hollingshead    | QB   | 6-3  | 210 | So. | SQ   | Rockwall, Texas/Heath                          |
| 33  | Rodney Hopkins       | DB   | 5-9  | 185 | Fr. | RS   | Katy, Texas/Morton Ranch                       |
| 95  | David Hunter         | DL   | 6-2  | 295 | Sr. | 3L   | Waller, Texas/Waller                           |
| 14  | Aaron Johnson        | WR   | 6-0  | 180 | So. | 1L   | Longview, Texas/Longview                       |
| 2   | B.K. Johnson         | DB   | 5-10 | 180 | Sr. | 1L   | Silsbee, Texas/Silsbee                         |
| 3   | Justin Johnson       | WR   | 6-1  | 223 | Sr. | 3L   | Richardson, Texas/Berkner                      |
| 31  | Kris Johnston        | LB   | 6-0  | 215 | Jr. | 2L   | Texas City, Texas/Texas City                   |
| 13  | Crawford Jones       | QB   | 6-1  | 193 | Jr. | 1L   | Keller, Texas/Keller                           |
| 37  | D.J. Jones           | DB   | 6-0  | 185 | So. | 1L   | Cibolo, Texas/Steele                           |
| 5   | James Jones          | DB   | 6-0  | 180 | So. | SQ   | Houston, Texas/Willowridge                     |
| 7   | Case Keenum          | QB   | 6-2  | 210 | Sr. | 4L   | Abilene, Texas/Wylie                           |
| 59  | Kelvin King          | DL   | 6-2  | 256 | Jr. | 2L   | Houston, Texas/Alief Taylor                    |
| 1   | Darian Lazard        | WR   | 6-0  | 175 | So. | 1L   | Pearland, Texas/Dawson                         |
| 15  | Richie Leone         | P/K  | 6-3  | 200 | So. | 1L   | Roswell, Ga./Roswell                           |
| 28  | Jeffery Lewis        | DB   | 5-9  | 185 | Jr. | 2L   | Houston, Texas/Madison                         |
| 66  | Austin Lunsford      | DL   | 6-3  | 290 | Fr. | RS   | Garrison, Texas/Garrison                       |
| 16  | Jordan Mannisto      | K/P  | 6-1  | 205 | Sr. | 3L   | Westlake Village, Calif./<br>Westlake          |
| 46  | David Mason          | LB   | 6-3  | 217 | Jr. | SQ   | Columbus, Ohio/Campbellsville                  |
| 55  | Marcus McGraw        | LB   | 6-0  | 225 | Sr. | 3L   | Arlington, Texas/Bowie                         |
| 47  | John McIntyre        | LB   | 6-0  | 227 | Sr. | 2L   | Bryan, Texas/Bryan                             |

| NO. | NAME              | POS. | HT.  | WT. | YR. | EXP. | HOMETOWN/HS, JC or COLLEGE                  |
|-----|-------------------|------|------|-----|-----|------|---|
| 10  | Zach McMillian    | DB   | 5-10 | 165 | So. | 1L   | Missouri City, Texas/Dulles                 |
| 29  | Marcus Moody      | DB   | 5-11 | 185 | Fr. | RS   | Stafford, Texas/Stafford                    |
| 60  | Alex Ogbongbemiga | DL   | 6-0  | 250 | Fr. | HS   | Fort Bend, Texas/Bush                       |
| 50  | Efrem Oliphant    | LB   | 6-2  | 215 | So. | 1L   | Houston, Texas/Langham<br>Creek             |
| 69  | Ralph Oragwu      | OL   | 6-3  | 310 | So. | 1L   | Missouri City, Texas/Marshall               |
| 87  | DeAndre Perry     | WR   | 6-4  | 210 | Fr. | RS   | Austin, Texas/Bowie                         |
| 22  | Miller Pierce     | DB   | 6-2  | 205 | Fr. | RS   | Waller, Texas/Waller                        |
| 8   | David Piland      | QB   | 6-3  | 185 | So. | 1L   | Southlake, Texas/Carroll                    |
| 54  | Nathan Ramirez    | DL   | 6-1  | 245 | Jr. | SQ   | Waller, Texas/Roseville<br>Christian        |
| 58  | Bryce Redman      | OL   | 6-2  | 283 | Fr. | RS   | Longview, Texas/Longview                    |
| 90  | Zeke Riser        | DL   | 6-4  | 270 | So. | 1L   | LaVernia, Texas/LaVernia                    |
| 58  | Chris Robinson    | LB   | 5-10 | 205 | So. | SQ   | Austin, Texas/LBJ                           |
| 19  | Shane Ros         | WR   | 5-11 | 200 | So. | 1L   | Katy, Texas/Cinco Ranch                     |
| 41  | Nick Saenz        | DB   | 6-1  | 190 | Sr. | 3L   | Pearland, Texas/Pearland                    |
| 6   | Dominique Sanders | WR   | 6-1  | 190 | Fr. | RS   | Fort Worth, Texas/Dunbar                    |
| 77  | Blake Sargent     | OL   | 6-3  | 297 | Jr. | 1L   | Friendswood, Texas/<br>Friendswood          |
| 91  | Radermon Scypion  | DL   | 6-4  | 255 | Jr. | 2L   | Port Arthur, Texas/Memorial                 |
| 15  | Kurtis Shaw       | RB   | 5-8  | 193 | Jr. | SQ   | Spring, Texas/Spring/Utah<br>State          |
| 79  | DeAnthony Sims    | OL   | 6-3  | 320 | Jr. | 1L   | Houston, Texas/Westbury                     |
| 88  | E.J. Smith        | WR   | 6-1  | 187 | Sr. | 3L   | Camden, Miss./Velma Jackson                 |
| 42  | Phillip Steward   | LB   | 6-2  | 220 | Jr. | 2L   | Missouri City, Texas/Hightower              |
| 89  | Isaiah Sweeney    | WR   | 5-9  | 170 | Jr. | 1L   | Missouri City, Texas/Hightower              |
| 70  | Chris Thompson    | OL   | 6-2  | 285 | Sr. | 3L   | Hitchcock, Texas/Hitchcock                  |
| 25  | Alex Tillman      | DB   | 5-9  | 175 | So. | SQ   | Houston, Texas/Northshore                   |
| 12  | Cotton Turner     | QB   | 6-1  | 199 | Sr. | 1L   | Sugar Land, Texas/Blinn JC                  |
| 32  | Colton Valencia   | DB   | 5-10 | 190 | So. | TR   | Missouri City, Texas/Texas<br>A&M           |
| 21  | Zach Velliquette  | DB   | 5-11 | 175 | Fr. | RS   | Katy, Texas/Cinco Ranch                     |
| 40  | Braxton Welford   | RB   | 5-11 | 195 | Jr. | SQ   | San Diego, Calif./San Diego<br>Mesa College |
| 81  | Langston Williams | WR   | 5-9  | 160 | Fr. | RS   | Arlington, Texas/Bowie                      |
| 33  | Marcus Williams   | WR   | 5-10 | 175 | Jr. | SQ   | Houston, Texas/Willowridge                  |

## 2011 SPRING SIGNEES

| NAME             | POS. | HT.  | WT. | YR. | HOMETOWN/HS, JC or COLLEGE                                   |
|------------------|------|------|-----|-----|--|
| Kourtlandt Akins | OL   | 6-5  | 290 | Fr. | Houston, Texas/Lamar   |
| Lloyd Allen      | LB   | 6-4  | 240 | Jr. | Baton Rouge, La./Mississippi Gulf Coast CC/<br>Scotlandville |
| Chevy Bennett    | DB   | 6-1  | 190 | Jr. | Dallas, Texas/Navarro JC/Sachse                              |
| Alex Cooper      | DL   | 6-5  | 245 | Fr. | Bellaire, Texas/Second Baptist                               |
| Everett Daniels  | LB   | 6-0  | 210 | Jr. | Sachse, Texas/Trinity Valley CC/Sachse                       |
| Keithen English  | DL   | 6-2  | 315 | Fr. | Dallas, Texas/A.Maceo Smith                                  |
| Kenneth Farrow   | ATH  | 5-11 | 195 | Fr. | Hurst, Texas/L.D.Bell  |
| Earl Foster      | DB   | 6-0  | 205 | Fr. | Houston, Texas/Lamar   |
| D.J. Hayden      | DB   | 6-0  | 185 | Jr. | Houston, Texas/Navarro JC/Ft. Bend Elkins                    |
| Zachary Johnson  | OL   | 6-7  | 300 | Fr. | Norman, Okla./Norman   |
| Bram Kohlhausen  | QB   | 6-2  | 193 | Fr. | Houston, Texas/Lamar   |
| Derrick Mathews  | LB   | 6-0  | 193 | Fr. | Houston, Texas/North Shore                                   |
| Joey Mbu         | DL   | 6-3  | 308 | Fr. | Richmond, Texas/Foster                                       |
| Josh McNeill     | OL   | 6-6  | 285 | So. | Magnolia, Texas/Blinn College                                |
| C.J. McElroy     | WR   | 5-10 | 185 | Fr. | League City, Texas/Clear Creek                               |
| William Moore    | ATH  | 6-2  | 205 | Fr. | Houston, Texas/James Madison                                 |
| Emeka Okafor     | OL   | 6-5  | 320 | Fr. | Sunnyvale, Texas/Sunnyvale                                   |
| Dewayne Peace    | WR   | 6-0  | 190 | Jr. | Grand Prairie, Texas/Blinn College/So Grand<br>Prairie       |
| DeVonte Potier   | DB   | 5-10 | 180 | Fr. | Houston, Texas/Wheatley                                      |
| Desmond Pulliam  | LB   | 6-0  | 225 | Fr. | Louise, Texas/Louise   |
| Mark Roberts     | WR   | 6-4  | 185 | Fr. | Orange, Texas/West Orange Stark                              |
| Dominic Smith    | DL   | 6-3  | 301 | Jr. | Houston, Texas/Blinn College/Hastings                        |
| Daniel Spencer   | RB   | 6-0  | 175 | Fr. | Grandview, Texas/Grandview                                   |





# MARSHALL

## THUNDERING HERD

### QUICK FACTS

**Location:**  
Huntington, W.Va.

**Founded:**  
1837

**Enrollment:**  
13,814

**Nickname:**  
Thundering Herd or the Herd

**Colors:**  
Green and White

**Stadium:**  
Joan C. Edwards Stadium (38,019)

**President:**  
Dr. Stephen J. Kopp

**Faculty Athletics Representative:**  
Dr. Robert Bookwalter

**Athletics Director:**  
Mike Hamrick

**Senior Woman Administrator:**  
Beatrice Crane Banford

**Basic Offense:**  
Multiple

**Basic Defense:**  
3-4

### SPORTS INFORMATION

**Assistant A.D./Football Contact:**  
TBA

**Office Phone:**  
304/696-4660

**Cell Phone:**  
TBA

**Fax:**  
304/696-2325

**E-Mail:**  
TBA

**Website:**  
www.HerdZone.com

**Press Box Phone:**  
304/696-6666

### KEY DATES

**Players Report:**  
Wednesday, Aug. 3

**Media/Fan Day:**  
TBA

**Fall Classes Begin:**  
Monday, Aug. 22

## Doc Holliday HEAD COACH

Alma Mater: West Virginia '79  
Record at Marshall: 5-7 (.417) 1 Season  
Career Record: 5-7 (.417) 1 Season  
Hometown: Hurricane, W. Va.  
Birthdate: April 21, 1957



Dr. Stephen J. Kopp,  
President



Mike Hamrick,  
Athletic Director



Beatrice Crane  
Banford, SWA



Doc Holliday

## 2011 SCHEDULE

| DATE                  | OPPONENT             | TV            | TIME         |
|-----------------------|----------------------|---------------|--------------|
| Sept. 4 (Sun.)        | at West Virginia     | (ESPN)        | 3:30p        |
| <b>Sept. 10</b>       | <b>SOUTHERN MISS</b> | <b>(CSS)</b>  | <b>TBA</b>   |
| Sept. 17              | at Ohio              | (ESPN3.com)   | 7:00p        |
| Sept. 24              | VIRGINIA TECH        | (CBSSN)       | 3:30p        |
| Oct. 1                | at Louisville        |               | TBA          |
| <b>Oct. 8</b>         | <b>at UCF</b>        | <b>(BHSN)</b> | <b>4:00p</b> |
| <b>Oct. 15</b>        | <b>RICE</b>          |               | <b>TBA</b>   |
| <b>Oct. 22</b>        | <b>at Houston</b>    | <b>(CSS)</b>  | <b>4:30p</b> |
| <b>Oct. 29</b>        | <b>UAB</b>           | <b>(CSS)</b>  | <b>Noon</b>  |
| <b>Nov. 12</b>        | <b>at Tulsa</b>      | <b>(FSN)</b>  | <b>TBA</b>   |
| <b>Nov. 17 (Thu.)</b> | <b>at Memphis</b>    | <b>(FSN)</b>  | <b>7:00p</b> |
| <b>Nov. 26</b>        | <b>EAST CAROLINA</b> |               | <b>TBA</b>   |

**Conference games in bold italics**  
Home games in ALL CAPS  
All times are Eastern and subject to change



Antavious Wilson

## 2011 PRESEASON RETURNEES

### LETTERMEN

Returning/Lost: 46/24

### STARTERS

Offensive Returning/Lost: 5/6

Defensive Returning/Lost: 8/3

Special Teams Returning/Lost: 4/0

### OFFENSIVE STARTERS RETURNING

WR Aaron Dobson  
 RB Tron Martinez  
 RT Corey Tenney  
 RG C.J. Wood  
 LT Ryan Tillman

### DEFENSIVE STARTERS RETURNING

DE Vinny Curry  
 DT Delvin Johnson  
 DE James Rouse  
 LB Devin Arrington  
 LB Tyson Gale  
 CB Moterius Lovett  
 CB Rashad Jackson  
 FS Omar Brown

### SPECIALISTS RETURNING

K Tyler Warner  
 P Kase Whitehead  
 KR Andre Booker  
 PR Troy Evans

### KEY LOSSES

QB Brian Anderson  
 WR Chuck Walker  
 TE Lee Smith  
 C Chad Schofield  
 LG Landis Provancha  
 WR Courtney Edmonson  
 DT Michael Janac  
 LB Mario Harvey  
 SS Donald Brown

## 2010 RESULTS (5-7, 4-4 C-USA)

|            |                                     |          |              |            |
|------------|-------------------------------------|----------|--------------|------------|
| S2         | at (2) Ohio State (Big Ten Network) | L        | 7-45         | 0-1        |
| S10        | (22) WEST VIRGINIA (ESPN)           | L        | 21-24 (ot)   | 0-2        |
| S18        | at Bowling Green                    | L        | 28-44        | 0-3        |
| S25        | OHIO                                | W        | 24-23        | 1-3        |
| <b>02</b>  | <b>at Southern Miss (CBS C)</b>     | <b>L</b> | <b>16-41</b> | <b>1-4</b> |
| <b>013</b> | <b>UCF (ESPN)</b>                   | <b>L</b> | <b>14-35</b> | <b>1-5</b> |
| <b>023</b> | <b>at East Carolina (CSS)</b>       | <b>L</b> | <b>10-37</b> | <b>1-6</b> |
| <b>030</b> | <b>UTEP</b>                         | <b>W</b> | <b>16-12</b> | <b>2-6</b> |
| <b>N6</b>  | <b>at UAB (CSS)</b>                 | <b>W</b> | <b>31-17</b> | <b>3-6</b> |
| <b>N13</b> | <b>MEMPHIS</b>                      | <b>W</b> | <b>28-13</b> | <b>4-6</b> |
| <b>N20</b> | <b>at SMU</b>                       | <b>L</b> | <b>17-31</b> | <b>4-7</b> |
| <b>N27</b> | <b>TULANE (CBS C)</b>               | <b>W</b> | <b>38-23</b> | <b>5-7</b> |

## HEAD COACH DOC HOLLIDAY

Alma Mater: West Virginia '79

## COACHING EXPERIENCE

2010- Marshall Head Coach - 5-7 (.417) 1 Season  
 2008-09 West Virginia Associate Head Coach/TE's & FB's  
 2005-07 Florida Associate Head Coach/Safeties  
 2000-04 North Carolina State Associate Head Coach/Receivers  
 1993-99 West Virginia Assistant Head Coach/Receivers  
 1990-92 West Virginia Inside Linebackers  
 1983-89 West Virginia Wide Receivers

## COACHING STAFF

Asst. Head Coach/Co-Offensive Coord./QBs: Tony Petersen (Marshall, '88)  
 Offensive Coordinator/Line: Bill Legg (West Virginia, '85)  
 Defensive Coordinator/Linebackers: Chris Rippon (So. Conn. St. '82)  
 Defensive Secondary: Mike Cassity (Kentucky, '76)  
 Tight Ends: Phil Ratliff (Marshall '94)  
 Running Backs/Recruiting Coordinator: JaJuan Seider (West Virginia '00)  
 Safeties: Fred Tate (Southern Miss '97)  
 Assistant AD/Football Operations: Mark Gale (Oklahoma State '81)  
 Director of High School Relations: Mike Waugh (Ohio '08)  
 Offensive Graduate Assistant: Adam Austin (Arizona '07)  
 Defensive Graduate Assistant: Cullen Homolka (Kansas '06)  
 Receivers: Gerad Parker (Kentucky '03)  
 Safeties: Todd Hartley (Georgia '08)  
 Strength and Conditioning: James Townsend (Louisiana Tech '04)

## FOOTBALL OFFICE

Phone: 304/696-6464 Fax 304/696-6448

## NOTING THE HERD

- Marshall will welcome back one of the top defensive players in the nation in senior defensive end **Vinny Curry**. The 6-4, 260-pound defensive end earned first-team All-Conference USA honors as a junior after leading all defensive linemen in the nation in tackles with 94 total stops (7.83 per game) and ranking fifth in the nation with 12 sacks (1 per game average). His 18 tackles for loss also ranked second in C-USA and ranked among the top totals in the country.
- Marshall will benefit from the return of nine starters on the defensive side of the ball, including its entire secondary in 2011. Emphasis this spring will be placed on finding a replacement for All-Conference USA selection Mario Harvey at linebacker and tackle Michael Janac. In addition to Curry who anchors one side of the defense, the Herd boasts a talented safety in senior **Omar Brown** (FS).
- Marshall played a total of 28 freshmen in **Doc Holliday's** first season at the helm of the Thundering Herd program. That total ranked second to only Florida's 31 in the number of freshmen playing at the NCAA FBS level. Of those freshmen, 12 were true freshmen tying Tulane for the most true freshmen played in Conference USA last year. Overall, Marshall welcomes back 46 letterwinners from last year's team that won four of its last five games.
- The graduation of senior starter Brian Anderson will lead to an interesting quarterback battle this spring. Redshirt sophomore **A.J. Graham**, sophomore **Eddie Sullivan** and freshman January enrollee **Cornelius Jones** are expected to compete for the starting job.

## 2010 TEAM STATISTICS

| Category                       | Marshall   | Opponents  |
|--------------------------------|------------|------------|
| First Downs                    | 198        | 258        |
| Rushes-Yards                   | 345-1166   | 446-1743   |
| Rushing Yards/Game             | 97.2       | 145.2      |
| Passes Att./Comp./Int.         | 235-421-15 | 251-442-11 |
| Completion Pct.                | .558       | .568       |
| Passing Yards                  | 2605       | 2889       |
| Passing Yards/Game             | 217.1      | 240.8      |
| Total Off. Plays/Yds           | 580-3771   | 697-4632   |
| Total Offense/Game             | 314.2      | 386.0      |
| Punts-Average                  | 80-39.1    | 60-39.5    |
| Punt Returns-Yards             | 23-146     | 28-253     |
| Kickoff Returns-Yards          | 57-1286    | 44-882     |
| Interceptions-Yards            | 11-180     | 15-345     |
| Fumbles-Lost                   | 21-8       | 21-6       |
| Penalties-Yards                | 79-657     | 82-708     |
| 3rd Down Conversions           | 66-178     | 82-192     |
| 3rd Down Conversion Percentage | .308       | .427       |
| 4th Down Conversions           | 4-13       | 12-23      |
| 4th Down Conversion Percentage | .273       | .522       |
| Sacks By-Yards                 | 29-201     | 13-67      |
| Avg. Time of Possession        | 27:30      | 32:30      |

## 2010 INDIVIDUAL LEADERS

| Rushing      | Att. | Yds. | Avg. | TD | Long |
|--------------|------|------|------|----|------|
| Martin Ward  | 96   | 345  | 3.6  | 1  | 55   |
| Andre Booker | 67   | 264  | 3.9  | 1  | 68   |
| TOTALS       | 345  | 1166 | 3.4  | 7  | 68   |

| Passing        | Comp. | Att. | Pct. | INT | Yards | TD |
|----------------|-------|------|------|-----|-------|----|
| Brian Anderson | 218   | 384  | .568 | 15  | 2358  | 20 |
| TOTALS         | 235   | 421  | .558 | 15  | 2605  | 22 |

| Receiving        | Rec | Yds. | Avg. | TD | Long |
|------------------|-----|------|------|----|------|
| Aaron Dobson     | 44  | 689  | 15.7 | 5  | 96   |
| Lee Smith        | 38  | 358  | 9.4  | 3  | 32   |
| Antavious Wilson | 29  | 342  | 11.8 | 5  | 45   |
| TOTALS           | 235 | 2605 | 11.1 | 22 | 96   |

| Field Goals  | Made-Att. | Pct. | Long |
|--------------|-----------|------|------|
| Tyler Warner | 5-8       | .625 | 41   |
| TOTALS       | 5-8       | .625 | 41   |

| Punting        | No. | Yards | Avg. | In 20 | Long |
|----------------|-----|-------|------|-------|------|
| Kase Whitehead | 78  | 3129  | 40.1 | 20    | 62   |
| TOTALS         | 80  | 3129  | 39.1 | 20    | 62   |

| Tackles       | Solos | Ast | Total |
|---------------|-------|-----|-------|
| Mario Harvey  | 65    | 78  | 143   |
| Vinny Curry   | 43    | 51  | 94    |
| Omar Brown    | 48    | 40  | 88    |
| Donald Brown  | 37    | 38  | 75    |
| Kellen Harris | 25    | 43  | 68    |
| TOTALS        | 423   | 526 | 949   |

| Interceptions  | No. | Yds. | Avg. | TD |
|----------------|-----|------|------|----|
| Rashad Jackson | 3   | 136  | 45.3 | 1  |
| Omar Brown     | 3   | 24   | 8.0  | 0  |
| TOTALS         | 15  | 145  | 9.7  | 1  |

## FOLLOW THE HERD ONLINE

### Official Website

[www.HerdZone.com](http://www.HerdZone.com)

### Facebook

Marshall University Athletics

### Twitter

[http://twitter.com/Herd\\_Zone](http://twitter.com/Herd_Zone)

<http://twitter.com/CoachDocHolliday>

<http://twitter.com/herdsoftball>

[http://twitter.com/MU\\_BASEBALL](http://twitter.com/MU_BASEBALL)

<http://twitter.com/CoachTomHerrion>

### YouTube

<http://www.youtube.com/HerdVideo>

## 2011 ROSTER

| NO. | NAME                   | POS. | HT.  | WT. | YR. | EXP. | HOMETOWN/HS, JC or COLLEGE                  |
|-----|------------------------|------|------|-----|-----|------|---|
| 97  | Marques Aiken          | DL   | 6-4  | 248 | So. | 1L   | Lauderhill, Fla./Boyd Anderson              |
| 62  | James Allen            | OL   | 6-2  | 200 | Fr. | RS   | Bradenton, Fla./St. Stephens Episcopal      |
| 94  | Andy Allison           | LS   | 6-4  | 185 | Fr. | FR   | Newport News, Va./Hampton                   |
| 25  | Devin Arrington        | LB   | 6-2  | 207 | Jr. | 2L   | Portsmouth, Va./Deep Creek                  |
| 49  | Josh Barr              | DB   | 5-8  | 195 | So. | SQ   | Wayne, W.Va./Wayne                          |
| 53  | Alex Bazzie            | LB   | 6-1  | 228 | So. | SQ   | Silver Spring, Md./Fork Union               |
| 43  | Trevor Black           | DE   | 6-2  | 227 | So. | 1L   | Charlotte, N.C./Hargrave                    |
| 11  | Wayne Bonner           | WR   | 6-3  | 199 | Sr. | 2L   | Milledgeville, Ga./East Mississippi CC      |
| 19  | Andre Booker           | WR   | 5-10 | 178 | Jr. | 2L   | Sarasota, Fla./Riverview                    |
| 63  | Chris Bowers           | OL   | 6-2  | 287 | Jr. | 2L   | Ona, W.Va./Cabell Midland                   |
| 34  | George Brody           | K    | 6-2  | 205 | Fr. | RS   | Huntington, W.Va./Spring Valley             |
| 54  | Cameron Brown          | LB   | 6-1  | 220 | Fr. | FR   | Sharon, Pa./Sharon                          |
| 31  | Omar Brown             | DB   | 5-11 | 194 | Sr. | 3L   | Moncks Corner, S.C./Berkeley                |
| 64  | John Bruhin            | OL   | 6-4  | 318 | Sr. | 2L   | Powell, Tenn./Powell                        |
| 93  | Brandon Bullock        | DT   | 6-3  | 361 | Sr. | 3L   | Egg Harbor City, N.J./Absegami              |
| 48  | George Carpenter       | LB   | 5-10 | 214 | Sr. | 3L   | Lancaster, Ohio/Lancaster                   |
| 7   | Tyrone Carper          | DB   | 5-9  | 180 | Sr. | 1L   | Bluefield, Va./Graham                       |
| 21  | C.J. Crawford          | TE   | 6-2  | 216 | So. | SQ   | Huntington, W.Va./Huntington                |
| 99  | Vinny Curry            | DE   | 6-4  | 252 | Sr. | 3L   | Neptune, N.J./Ohio                          |
| 3   | Aaron Dobson           | WR   | 6-3  | 203 | Jr. | 2L   | Dunbar, W.Va./South Charleston              |
| 34  | Zach Dunston           | LB   | 6-1  | 188 | So. | 1L   | Virginia Beach, Va./Green Run               |
| 88  | Demetrius Evans        | WR   | 6-2  | 180 | So. | SQ   | Belle Glade, Fla./Glades Central            |
| 4   | Troy Evans             | WR   | 5-9  | 196 | Sr. | 1L   | Oakland, Calif./Laney College               |
| 23  | Evan Ferguson          | DB   | 6-0  | 180 | Fr. | FR   | Coal Grove, Ohio/Coal Grove                 |
| 57  | Anthony Fletcher       | LB   | 6-3  | 200 | Fr. | RS   | Amherst, Va./Amherst County                 |
| 47  | Tyson Gale             | LB   | 6-3  | 234 | Sr. | 3L   | Alva, Okla./Alva                            |
| 84  | Dameon Garrett         | WR   | 6-0  | 200 | Fr. | RS   | Cincinnati, Ohio/North College Hill         |
| 1   | A.J. Graham            | QB   | 6-4  | 208 | So. | 1L   | Tallahassee, Fla./Godby                     |
| 14  | Morrese Green          | DB   | 5-10 | 190 | Fr. | FR   | Atlanta, Ga./Holy Innocents Episcopal (Ga.) |
| 23  | Justin Haig            | K    | 5-10 | 180 | Fr. | RS   | Delray Beach, Fla./American Heritage        |
| 35  | Kellen Harris          | LB   | 6-3  | 232 | Sr. | SQ   | Sharon, Pa./Sharon                          |
| 86  | Jamie Hatten           | TE   | 6-5  | 238 | Jr. | 2L   | Hendersonville, N.C./Hendersonville         |
| 26  | Harold "Gator" Hoskins | TE   | 6-2  | 200 | So. | SQ   | Gainesville, Fla./Eastside                  |
| 22  | D.J. Hunter            | DB   | 6-0  | 196 | Fr. | FR   | Middletown, Ohio/Middletown                 |
| 5   | Rashad Jackson         | DB   | 5-9  | 178 | Sr. | 1L   | Belle Glade, Fla./Joliet CC                 |
| 60  | Chris Jasperse         | OL   | 6-4  | 270 | Fr. | RS   | Greensboro, N.C./Page                       |
| 77  | Jordan Jeffries        | OL   | 6-7  | 304 | So. | 1L   | Oswego, Ill./Oswego                         |
| 98  | Delvin Johnson         | DT   | 6-3  | 300 | Sr. | 3L   | Woodruff, S.C./Woodruff                     |
| 38  | Joe Johnson            | DB   | 5-11 | 173 | Fr. | SQ   | New Smyrna Beach, Fla./New Smyrna Beach     |
| 17  | Conelius Jones         | QB   | 6-2  | 190 | Fr. | FR   | Spartanburg, S.C./Spartanburg               |
| 28  | Jermaine Kelson        | WR   | 5-8  | 170 | So. | SQ   | Miami, Fla./Southridge                      |
| 95  | Grady Kerr             | DL   | 6-2  | 260 | Fr. | RS   | New Smyrna Beach, Fla./New Smyrna Beach     |
| 24  | Isaiah "Jazz" King     | WR   | 5-11 | 180 | Fr. | RS   | Duncan, S.C./James F. Byrnes                |
| 79  | Josh Lovell            | OL   | 6-6  | 266 | Fr. | RS   | Christchurch, Va./Christchurch              |
| 36  | Monterius Lovett       | DB   | 5-10 | 166 | So. | 1L   | Tallahassee, Fla./Rickards                  |
| 65  | Darrell Martin         | OL   | 6-5  | 298 | So. | 1L   | Lithonia, Ga./Martin Luther King, Jr.       |
| 2   | Tron Martinez          | RB   | 5-9  | 186 | So. | 1L   | Hampton, Va./Hampton                        |
| 69  | Trevor Mendelson       | OL   | 6-6  | 285 | Fr. | RS   | Dublin, Ohio/Jerome                         |
| 30  | Evan McKelvey          | DB   | 6-1  | 185 | Fr. | FR   | Moncks Corner, S.C./Berkeley                |
| 27  | Billy Mitchell         | LB   | 6-3  | 223 | So. | 1L   | Navarre, Fla./Navarre                       |
| 44  | Derek Mitchell         | DB   | 5-11 | 200 | So. | 1L   | Point Pleasant, W.Va./Point Pleasant        |
| 91  | Darien Moody           | DE   | 6-3  | 230 | Fr. | FR   | Columbus, Ohio/Lincoln                      |
| 45  | Matt Pickett           | LB   | 6-2  | 227 | So. | SQ   | Charlotte, N.C./Providence                  |
| 95  | James Power            | LS   | 6-3  | 225 | Fr. | RS   | Myrtle Beach, S.C./Myrtle Beach             |

| NO. | NAME              | POS. | HT.  | WT. | YR. | EXP. | HOMETOWN/HS, JC or COLLEGE         |
|-----|-------------------|------|------|-----|-----|------|------------------------------------|
| 39  | Darryl Roberts    | DB   | 5-11 | 154 | So. | SQ   | Lakeland, Fla./Lakeland            |
| 32  | Derek Robinson    | DB   | 5-10 | 170 | Fr. | RS   | Davie, Fla./Nova                   |
| 33  | T.J. Ross         | LB   | 6-0  | 215 | So. | 1L   | Durham, N.C./Southern Durham       |
| 92  | James Rouse       | DE   | 6-5  | 231 | So. | 1L   | Harrisonburg, Va./Harrisonburg     |
| 61  | David Rumley      | OL   | 6-3  | 250 | Jr. | SQ   | Gallipolis, Ohio/Tiffin            |
| 74  | Alex Schooler     | OL   | 6-6  | 290 | So. | 1L   | Wichita, Kan./Collegiate           |
| 76  | Garrett Scott     | OL   | 6-4  | 270 | So. | SQ   | Douglas, Ga./Coffee County         |
| 82  | Eric Sims         | WR   | 6-2  | 180 | Fr. | FR   | Waco, Texas/Waco                   |
| 96  | Brandon Sparrow   | DL   | 6-4  | 270 | So. | 1L   | Bedford, Va./Liberty               |
| 20  | Nick Stevens      | K    | 5-8  | 175 | So. | SQ   | Gallipolis, Ohio/Muskingum         |
| 52  | Malcolm Strong    | DE   | 6-4  | 230 | Fr. | RS   | Stone Mountain, Ga./Stephenson     |
| 10  | Eddie Sullivan    | QB   | 6-2  | 195 | So. | 1L   | Boca Raton, Fla./Boca Raton        |
| 42  | Essray Taliaferro | RB   | 5-8  | 178 | So. | 1L   | Ashburn, Va./Briarwoods            |
| 58  | Jeremiah Taylor   | DL   | 6-4  | 270 | So. | 1L   | South Point, Ohio/South Point      |
| 70  | Corey Tenney      | OL   | 6-7  | 295 | So. | SQ   | New Castle, Va./Craig County       |
| 73  | Ryan Tillman      | OL   | 6-5  | 289 | Sr. | 3L   | Centreville, Va./Hargrave Military |
| 80  | Raheem Waiters    | WR   | 6-2  | 188 | Fr. | FR   | Quincy, W.Va./Riverside            |
| 29  | Martin Ward       | RB   | 5-9  | 201 | Jr. | 2L   | Jonesboro, Ga./Mount Zion          |
| 37  | Tyler Warner      | K    | 6-4  | 215 | Sr. | 2L   | Parkersburg, W.Va./Parkersburg     |
| 6   | Phillip Warren    | DB   | 5-10 | 175 | Fr. | RS   | Miami, Fla./Southridge             |
| 55  | Zach Wellman      | LB   | 6-1  | 225 | Fr. | RS   | Huntington, W.Va./Spring Valley    |
| 41  | Kase Whitehead    | P    | 5-10 | 183 | Sr. | 3L   | Maryville, Tenn./William Blount    |
| 9   | Antavious Wilson  | WR   | 6-0  | 196 | Jr. | 2L   | Pahokee, Fla./Pahokee              |
| 28  | Corie Wilson      | DB   | 5-10 | 170 | Fr. | FR   | Miami, Fla./Edison                 |
| 75  | C.J. Wood         | OL   | 6-5  | 305 | Sr. | 3L   | Gainesville, Ga./Gainesville       |

## 2011 SPRING SIGNEES

| NAME                | POS.   | HT.  | WT. | YR. | HOMETOWN/HS, JC or COLLEGE                  |
|---------------------|--------|------|-----|-----|---|
| Davonte Allen       | WR     | 6-1  | 180 | Fr. | Belle Glade, Fla./Glades Central            |
| Chris Alston        | WR     | 5-11 | 185 | Fr. | Winnboro, South Carolina/Fairfield Central  |
| Keith Baxter        | DB     | 5-11 | 180 | Fr. | Homestead, Florida/Homestead                |
| Steward Butler      | RB     | 5-10 | 170 | Fr. | Lakeland, Florida/Lakeland                  |
| Cortez Carter       | ATH/LB | 6-0  | 210 | Fr. | Beaeton, Virginia/Liberty                   |
| Rakeem Cato         | QB     | 6-1  | 170 | Fr. | Miami, Fla./Miami Central                   |
| Armonze Daniel      | LB     | 6-4  | 225 | Fr. | Avon, Ind./Avon                             |
| Terry Franklin      | DE     | 6-4  | 235 | Jr. | Tyler, Texas/Tyler College                  |
| Blake Frohnapfel    | QB     | 6-5  | 210 | Fr. | Stafford, Virginia/Colonial Forge           |
| Eric Frohnapfel     | TE     | 6-6  | 210 | Fr. | Stafford, Virginia/Colonial Forge           |
| Jermaine Holmes     | LB     | 5-11 | 230 | Fr. | Valdosta, Ga./Valdosta                      |
| Levern Jacobs       | WR     | 6-0  | 165 | Fr. | District Heights, Maryland/Suitland         |
| Sebastian Johansson | OL     | 6-5  | 315 | Fr. | Carlstad, Sweden/Raceland High School (Ky.) |
| Conelius Jones      | ATH    | 6-2  | 195 | Fr. | Spartanburg, S.C./Spartanburg               |
| Josue Joseph        | OL     | 6-4  | 275 | Fr. | Orlando, Fla./Freedom                       |
| Jamar Lewter        | OL     | 6-8  | 280 | Fr. | Washington, D.C./Ballou                     |
| Evan McKelvey       | FS/SS  | 6-1  | 185 | Fr. | Moncks Corner, S.C./Berkley                 |
| Deon Meadows        | LB     | 5-11 | 215 | Fr. | Smyrna, Tenn./Smyrna                        |
| Robert Mincey       | DE     | 6-5  | 260 | Fr. | Fairfield, Ohio/Fairfield                   |
| Colin Munro         | OL     | 6-5  | 310 | Jr. | Rancho Cucamonga, Calif./Chaffey College    |
| DeAndre Reaves      | ATH    | 5-10 | 180 | Fr. | Sterling, Va./Dominion                      |
| Jarquez Samuel      | DE     | 6-5  | 240 | Fr. | Valdosta, Ga./Valdosta                      |
| Tommy Shuler        | WR     | 5-9  | 185 | Fr. | Miami, Fla./Miami Central                   |
| Anthony Spano       | OL     | 6-2  | 275 | Fr. | Naples, Fla./Gulf Coast                     |
| Travon Van          | RB     | 5-10 | 190 | Fr. | La Mesa, Calif./Milford Academy Prep        |
| Remi Watson         | RB     | 5-11 | 195 | Fr. | Lakeland, Fla./Lake Gibson                  |
| Robert Way          | LB     | 6-2  | 200 | Fr. | Belle Glade, Fla./Glades Central            |
| Deontae West        | DB     | 5-10 | 170 | Fr. | Hollywood, Fla./Hialeah                     |
| Craig Wilkins       | WR     | 5-11 | 180 | Fr. | Hialeah, Fla./Hialeah                       |
| Corie Wilson        | DB     | 5-10 | 170 | Fr. | Miami, Fla./Edison                          |



# MEMPHIS TIGERS

## QUICK FACTS

**Location:**

Memphis, Tenn.

**Founded:**

1912

**Enrollment:**

22,421

**Nickname:**

Tigers

**Colors:**

Royal Blue and Gray

**Stadium:**

Liberty Bowl Memorial Stadium  
(61,000)

**President:**

Dr. Shirley Raines

**Faculty Athletics Representative:**

Dr. Ed Stevens

**Athletics Director:**

R.C. Johnson

**Senior Woman Administrator:**

Lynn Parkes

**Basic Offense:**

Multiple

**Basic Defense:**

Multiple

## SPORTS INFORMATION

**Assistant AD/Football SID:**

Jennifer Rodrigues

**Office Phone:**

901/678-2397

**Cell Phone:**

901/734-9951

**Fax:**

901/678-4134

**E-Mail:**

jmpowers@memphis.edu

**Website:**

www.GoTigersGo.com

**Press Box Phone:**

901/272-0136

## KEY DATES

**Players Report:**

Thursday, Aug. 4

**Media/Fan Day:**

Saturday, Aug. 6

**Fall Classes Begin:**

Monday, Aug. 29

## Larry Porter

 HEAD COACH

Alma Mater: Memphis '96

Record at Memphis: 1-11 (.083) 1 Season

Career Record: 1-11 (.083) 1 Season

Hometown: Jackson, Miss.

Birthdate: April 28, 1972



Dr. Shirley Raines,  
President



R.C. Johnson,  
Athletics Director



Lynn Parkes, SWA



Jennifer Rodrigues,  
SID



Larry Porter

## 2011 SCHEDULE

| DATE                  | OPPONENT                | TV            | TIME          |
|-----------------------|-------------------------|---------------|---------------|
| Sept. 1 (Thu.)        | MISSISSIPPI STATE       | (FSN)         | 7:00p         |
| Sept. 10              | at Arkansas State       |               | TBA           |
| Sept. 17              | AUSTIN PEAY             |               | 6:00p         |
| <b>Sept. 24</b>       | <b>SMU</b>              | <b>(FSN)</b>  | <b>11:00a</b> |
| Oct. 1                | at Middle Tennessee     |               | TBA           |
| <b>Oct. 8</b>         | <b>at Rice</b>          | <b>(CSS)</b>  | <b>11:30a</b> |
| <b>Oct. 15</b>        | <b>EAST CAROLINA</b>    |               | <b>6:00p</b>  |
| <b>Oct. 22</b>        | <b>at Tulane</b>        |               | <b>2:30p</b>  |
| <b>Oct. 29</b>        | <b>at UCF</b>           | <b>(BHSN)</b> | <b>3:00p</b>  |
| <b>Nov. 12</b>        | <b>UAB</b>              | <b>(CSS)</b>  | <b>3:15p</b>  |
| <b>Nov. 17 (Thu.)</b> | <b>MARSHALL</b>         | <b>(FSN)</b>  | <b>7:00p</b>  |
| <b>Nov. 26</b>        | <b>at Southern Miss</b> | <b>(CSS)</b>  | <b>3:00p</b>  |

**Conference games in bold italics**

Home games in ALL CAPS

All times are Central and subject to change



Marcus Rucker

## 2011 PRESEASON RETURNEES

### LETTERMEN

Returning/Lost: 37/31

### STARTERS

Offensive Returning/Lost: 4/7

Defensive Returning/Lost: 4/7

Special Teams Returning/Lost: 3/1

### OFFENSIVE STARTERS RETURNING

WR Billy Foster  
 OT Ronald Leary  
 WR Marcus Rucker  
 OT Tommy Walker

### DEFENSIVE STARTERS RETURNING

LB DeRon Furr  
 DL Corey Jones  
 DL Dontari Poe  
 DL Frank Trotter

### SPECIALISTS RETURNING

K Paulo Henriques  
 P Tom Hornsey  
 H Austin Weaver

### KEY LOSSES

DB Marcus Ball  
 DB Darius Davis  
 DB D.A. Griffin  
 LB Jamon Hughes  
 DS Keenan Bratcher  
 OL Joel McCleod  
 WR Jermaine McKenzie  
 TE Deven Onarheim  
 C Brad Paul  
 RB Gregory Ray  
 OG Dominik Riley  
 DB Todd Washington  
 DB Mohammed Seisay  
 QB Ryan Williams

## 2010 RESULTS (1-11, 0-8 C-USA)

|            |                               |          |              |             |
|------------|-------------------------------|----------|--------------|-------------|
| S4         | at Mississippi State (ESPN U) | L        | 7-49         | 0-1         |
| <b>S11</b> | <b>at East Carolina (CSS)</b> | <b>L</b> | <b>27-49</b> | <b>0-2</b>  |
| S18        | MIDDLE TENNESSEE              | W        | 24-17        | 1-2         |
| <b>S25</b> | <b>at UTEP</b>                | <b>L</b> | <b>13-16</b> | <b>1-3</b>  |
| <b>02</b>  | <b>TULSA</b>                  | <b>L</b> | <b>7-48</b>  | <b>1-4</b>  |
| 09         | at Louisville (ESPN3.com)     | L        | 0-56         | 1-5         |
| <b>016</b> | <b>SOUTHERN MISS (CSS)</b>    | <b>L</b> | <b>19-41</b> | <b>1-6</b>  |
| <b>030</b> | <b>HOUSTON (CSS)</b>          | <b>L</b> | <b>17-56</b> | <b>1-7</b>  |
| N6         | TENNESSEE (CBS C)             | L        | 14-50        | 1-8         |
| <b>N13</b> | <b>at Marshall</b>            | <b>L</b> | <b>13-28</b> | <b>1-9</b>  |
| <b>N20</b> | <b>at UAB</b>                 | <b>L</b> | <b>15-31</b> | <b>1-10</b> |
| <b>N27</b> | <b>UCF (CSS)</b>              | <b>L</b> | <b>17-37</b> | <b>1-11</b> |

## HEAD COACH LARRY PORTER

Alma Mater: Memphis '96

## COACHING EXPERIENCE

2010- Memphis Head Coach - 1-11 (.083) 1 Season  
 2005-09 LSU Assistant Head Coach (2006)/Running Backs  
 2002-04 Oklahoma State Running Backs  
 1999-01 Arkansas State Running Backs  
 1998 Tennessee-Martin Running Backs

## COACHING STAFF

Assistant Head Coach/Offensive Coordinator/Quarterbacks: Kevin McGiven (Utah Valley State '01)  
 Running Backs: Eric Price (Weber State '90)  
 Co-Offensive Coordinator/Offensive Line - Blake Miller (LSU, 1993)  
 Defensive Coordinator/Safeties: Jay Hopson (Ole Miss '92)  
 Defensive Line: Mike DuBose (Alabama '74)  
 Linebackers: Galen Scott (Illinois State '01)  
 Cornerbacks: Shannon Morrison (Marshall '95)  
 Wide Receivers: Jerry Mack (Arkansas State, 2003)  
 Special Teams/Tight Ends: Don Yanowsky (Toledo '82)  
 Director of Football Operations: Jeff Kupper (Texas '02)  
 Director of Player Personnel: Jason Gregory

## FOOTBALL OFFICE

Phone: 901/678-5119 Fax: 901/678-4123





## NOTING THE TIGERS

- Sophomore P **Tom Hornsey** was named to the Football Writers Association of America (FWAA) Freshman All-America Team in 2010 as a true freshman, playing in his first-ever American football games in 2010. He ranked third nationally in yards punted (3,416) and fourth nationally in total punts (80), while placing fourth in C-USA with his 42.7-yard average.
- Two top defensive threats return in **Frank Trotter** and **Dontari Poe**. Both defensive linemen were in the top five in tackles for the Tigers in 2010. Trotter led the defensive line with 80 tackles and 16.5 TFL's, which ranks fifth in school history in single-season TFLs. Poe was second on the defensive line, and ranked fifth on the team in tackles in 2010 with 41.
- Junior WR **Marcus Rucker** will enter the 2011 season with a 12-game active receiving streak. He led the Tiger receiving corps in 2010 with 41 receptions for 704 yards and eight touchdowns. He was the team leader in scoring by a non-kicker with 48 points.
- Junior **Paulo Henriques** returns as the Tigers' kicker, a role he has held for the last two years. Henriques led Memphis in scoring last season with 59 points (14-18 FG/17-18 PAT). He enters 2011 having hit his last nine-straight field goal attempts, including five that were 40-plus yards. He also totaled 43 kickoffs for 2,820 yards and 10 touchbacks for the Tigers during the 2010 period.

## 2010 TEAM STATISTICS

| Category                       | Memphis    | Opponents |
|--------------------------------|------------|-----------|
| First Downs                    | 172        | 276       |
| Rushes-Yards                   | 383-1099   | 468-2063  |
| Rushing Yards/Game             | 91.6       | 171.9     |
| Passes Att./Comp./Int.         | 187-335-13 | 242-369-8 |
| Completion Pct.                | .558       | .655      |
| Passing Yards                  | 2321       | 3465      |
| Passing Yards/Game             | 193.4      | 288.8     |
| Total Off. Plays/Yds           | 570-3420   | 710-5528  |
| Total Offense/Game             | 285.0      | 460.7     |
| Punts-Average                  | 80-42.7    | 44-40.9   |
| Punt Returns-Yards             | 11-5       | 28-346    |
| Kickoff Returns-Yards          | 74-1351    | 31-184    |
| Interceptions-Yards            | 8-120      | 13-228    |
| Fumbles-Lost                   | 21-13      | 11-5      |
| Penalties-Yards                | 76-584     | 60-477    |
| 3rd Down Conversions           | 53-164     | 84-170    |
| 3rd Down Conversion Percentage | .323       | .494      |
| 4th Down Conversions           | 1-7        | 6-15      |
| 4th Down Conversion Percentage | .125       | .400      |
| Sacks By-Yards                 | 14-81      | 37-229    |
| Avg. Time of Possession        | 29:24      | 30:36     |

## 2010 INDIVIDUAL LEADERS

| Rushing        | Att. | Yds. | Avg. | TD | Long |
|----------------|------|------|------|----|------|
| Gregory Ray    | 157  | 676  | 4.3  | 3  | 34   |
| Jerrell Rhodes | 116  | 469  | 4.0  | 1  | 36   |
| TOTALS         | 383  | 1099 | 2.9  | 5  | 36   |

| Passing       | Comp. | Att. | Pct. | INT | Yards | TD |
|---------------|-------|------|------|-----|-------|----|
| Ryan Williams | 165   | 290  | .569 | 10  | 2075  | 13 |
| Cannon Smith  | 22    | 43   | .512 | 3   | 246   | 1  |
| TOTALS        | 187   | 335  | .558 | 13  | 2321  | 14 |

| Receiving         | Rec | Yds. | Avg. | TD | Long |
|-------------------|-----|------|------|----|------|
| Marcus Rucker     | 41  | 704  | 17.2 | 8  | 81   |
| Jermaine McKenzie | 25  | 409  | 16.4 | 3  | 43   |
| Tannar Rehrer     | 23  | 284  | 12.3 | 0  | 25   |
| TOTALS            | 187 | 2321 | 12.4 | 14 | 81   |

| Field Goals     | Made-Att. | Pct. | Long |
|-----------------|-----------|------|------|
| Paulo Henriques | 14-18     | .778 | 47   |
| TOTALS          | 14-18     | .778 | 47   |

| Punting     | No. | Yards | Avg. | In 20 | Long |
|-------------|-----|-------|------|-------|------|
| Tom Hornsey | 80  | 3416  | 42.7 | 24    | 63   |
| TOTALS      | 80  | 3416  | 42.7 | 24    | 63   |

| Tackles       | Solos | Ast | Total |
|---------------|-------|-----|-------|
| Jamon Hughes  | 70    | 77  | 147   |
| Frank Trotter | 39    | 40  | 79    |
| Marcus Ball   | 35    | 31  | 66    |
| DeRon Furr    | 33    | 25  | 58    |
| Dontari Poe   | 21    | 20  | 41    |
| TOTALS        | 450   | 426 | 876   |

| Interceptions   | No. | Yds. | Avg. | TD |
|-----------------|-----|------|------|----|
| Marcus Ball     | 2   | 63   | 31.5 | 0  |
| Mohammad Seisay | 2   | 20   | 10.0 | 0  |
| TOTALS          | 8   | 120  | 15.0 | 0  |

## FOLLOW THE TIGERS ONLINE

### Official Website

[www.GoTigersGo.com](http://www.GoTigersGo.com)

### Facebook

[www.facebook.com/memphistigers](http://www.facebook.com/memphistigers)

### Twitter

<http://twitter.com/tigersmedia>

### YouTube

<http://www.youtube.com/SIDmemphis>

### Other

LetsGoUMTigers on AOL IM



# MEMPHIS

## 2011 ROSTER

| NO. | NAME              | POS. | HT.  | WT. | YR. | EXP. | HOMETOWN/HS, JC or COLLEGE                            |
|-----|-------------------|------|------|-----|-----|------|---|
| 71  | A.J. Antonescu    | OL   | 6-4  | 290 | So. | TR   | Ridgeland, Miss./Holmes CC                            |
| 61  | Michael Antonescu | OL   | 6-3  | 315 | Sr. | 3L   | Ridgeland, Miss./Ridgeland                            |
| 1   | Cam Baker         | WR   | 6-0  | 180 | Sr. | 3L   | Osceola, Ark./Osceola                                 |
| 7   | Lonnie Ballentine | DB   | 6-4  | 210 | So. | 1L   | Memphis, Tenn./Southwind                              |
| 25  | Khiry Battle      | LB   | 6-0  | 225 | Jr. | 1L   | Dacula, Ga./Arkansas                                  |
| 31  | Chris Bertucci    | LB   | 6-0  | 215 | Jr. | TR   | Gulfport, Miss./East Miss. CC                         |
| 54  | Al Bond           | OL   | 6-4  | 280 | Fr. | RS   | Memphis, Tenn./Southwind                              |
| 46  | Hunter Brooks     | FB   | 6-2  | 240 | Fr. | RS   | Germantown, Tenn./<br>Germantown                      |
| 23  | Casey Calvin      | RB   | 5-6  | 195 | Fr. | RS   | Memphis, Tenn./Melrose                                |
| 93  | Dasmine Cathey    | DL   | 6-4  | 215 | Sr. | 3L   | Memphis, Tenn./Ridgeway                               |
| 89  | Devin Clark       | DL   | 6-2  | 270 | Fr. | RS   | Batesville, Miss./South Panola                        |
| 24  | Akeem Davis       | DB   | 6-1  | 195 | Jr. | 2L   | Laurel, Miss./Jones County JC                         |
| 64  | Jordan Devey      | OL   | 6-7  | 320 | Jr. | TR   | American Fork, Utah/Snow<br>Colle                     |
| 34  | Andrew Diamond    | K/P  | 6-4  | 205 | Fr. | RS   | Jackson, Miss./St. Joseph<br>Catho                    |
| 19  | Lavaris Edwards   | DB   | 6-0  | 195 | Sr. | 3L   | Miami, Fla./Bay Point Schools                         |
| 47  | Andrew Ene-Ita    | TE   | 6-4  | 245 | Sr. | 1L   | Houston, Texas/Blinn JC                               |
| 77  | Taylor Fallin     | OL   | 6-6  | 340 | Fr. | HS   | Bowie, Md./Hargrave Military                          |
| 59  | Johnnie Farms     | DL   | 6-2  | 305 | So. | 1L   | Perry, Ga./Perry                                      |
| 6   | Billy Foster      | WR   | 5-10 | 185 | Sr. | 1L   | Ft. Lauderdale, Fla./Col. of<br>Sequoias              |
| 14  | DeRon Furr        | LB   | 6-3  | 230 | Jr. | 2L   | Columbus, Ga./Auburn                                  |
| 95  | Zach Gholson      | DL   | 6-3  | 250 | Jr. | TR   | Carlsbad, Calif./Palomar<br>College                   |
| 10  | Will Gilchrist    | QB   | 6-2  | 200 | So. | RS   | Savannah, Tenn./Hardin<br>County                      |
| 60  | Ricky Hart        | OL   | 6-2  | 335 | So. | 1L   | Folkston, Ga./Charlton County                         |
| 15  | Anthony Hayes     | DB   | 6-1  | 200 | So. | /1L  | Memphis, Tenn./White Station                          |
| 48  | Justin Henderson  | TE   | 6-4  | 240 | So. | 1L   | North Little Rock, Ark./North<br>Little Rock          |
| 98  | Paulo Henriques   | K    | 5-10 | 215 | Jr. | 2L   | West Memphis, Ark./West<br>Memphis                    |
| 44  | Ricky Holloway    | LB   | 6-1  | 235 | Jr. | 2L   | Somerville, Tenn./Fayette-<br>Ware                    |
| 43  | Tom Hornsey       | P    | 6-3  | 205 | So. | 1L   | Geelong, Victoria, Australia/<br>St. Joseph's College |
| 41  | Mitch Huelsing    | DB   | 6-2  | 200 | Jr. | 2L   | Munford, Tenn./Munford                                |
| 97  | Martin Ifedi      | DL   | 6-4  | 240 | Fr. | RS   | Houston, Texas/Westside                               |
| 37  | Adam Johnson      | DB   | 5-11 | 190 | Jr. | TR   | Philadelphia, Pa./Alabama<br>State                    |
| 80  | Brooks Johnson    | TE   | 6-4  | 235 | So. | 1L   | Decatur, Ala./Decatur                                 |
| 86  | Curtis Johnson    | WR   | 6-0  | 185 | Jr. | 2L   | Miami, Fla./Coral Gables                              |
| 10  | Kenyata Johnson   | LB   | 6-2  | 220 | Jr. | TR   | Jackson, Miss./Hinds CC                               |
| 21  | Blayze Jones      | DB   | 6-0  | 175 | Fr. | RS   | Birmingham, Ala./Shades<br>Valley                     |
| 94  | Corey Jones       | DL   | 6-4  | 235 | So. | 1L   | Memphis, Tenn./Mitchell                               |
| 53  | Melvin Jones      | LB   | 6-1  | 240 | Fr. | FR   | Riverside, Calif./Bolton (Tenn.)                      |
| 75  | Ronald Leary      | OL   | 6-4  | 310 | Sr. | 3L   | Baton Rouge, La./Southern<br>Lab                      |
| 66  | D'Angelo McCray   | OL   | 6-4  | 325 | Sr. | 1L   | Jacksonville, Fla./Coffeyville<br>CC                  |
| 51  | Conner Moyer      | DL   | 6-3  | 235 | Fr. | RS   | Collierville, Tenn./Collierville                      |
| 30  | Taurean Nixon     | DB   | 6-1  | 190 | So. | 1L   | Baton Rouge, La./Southern<br>Lab                      |
| 45  | JoJo Pearson      | WR   | 5-10 | 175 | So. | 1L   | West Point, Miss./Hebron<br>Christian School          |
| 74  | Dontari Poe       | DL   | 6-5  | 350 | Jr. | 2L   | Memphis, Tenn./Wooddale                               |
| 85  | Tannar Rehrer     | WR   | 6-2  | 185 | Sr. | 1L   | Orem, Utah/Mesa CC                                    |
| 22  | Jerrell Rhodes    | RB   | 5-10 | 215 | So. | 1L   | Durham, N.C./Hargrave<br>Military                     |
| 55  | Jimmy Robinson    | DL   | 6-1  | 300 | So. | 1L   | Memphis, Tenn./Fairley                                |
| 18  | Marcus Rucker     | WR   | 6-4  | 180 | Jr. | 2L   | Memphis, Tenn./Whitehaven                             |

| NO. | NAME             | POS. | HT.  | WT. | YR. | EXP. | HOMETOWN/HS, JC or COLLEGE                 |
|-----|------------------|------|------|-----|-----|------|--|
| 56  | Chris Schuetz    | OL   | 6-4  | 285 | So. | 1L   | Southaven, Miss./Southaven                 |
| 50  | Jeremy Singler   | DS   | 6-0  | 165 | Jr. | 1L   | Memphis, Tenn./CBHS                        |
| 5   | Cannon Smith     | DB   | 6-0  | 190 | Jr. | 1L   | Memphis, Tenn./Miami                       |
| 34  | Derek Smith      | DB   | 6-2  | 205 | So. | 1L   | Evergreen, Ala./Hillcrest                  |
| 38  | Tyler Spurlock   | K    | 6-0  | 180 | Fr. | RS   | Olive Branch, Miss./SBEC                   |
| 12  | Andy Summerlin   | QB   | 6-5  | 230 | So. | RS   | Apopka, Fla./Coffeyville CC                |
| 90  | Daniel Thomas    | DL   | 6-3  | 255 | Sr. | 1L   | Vicksburg, Miss./Mesa JC                   |
| 23  | Terrence Thomas  | LB   | 6-0  | 230 | Sr. | 1L   | Eufaula, Ala./Eufaula                      |
| 26  | Jeff Tompkins    | WR   | 6-2  | 190 | Fr. | RS   | Memphis, Tenn./Southwind                   |
| 84  | Reggie Travis    | WR   | 6-3  | 180 | Fr. | RS   | Plaquemine, La./Plaquemine                 |
| 62  | Frank Trotter    | DL   | 6-2  | 275 | Sr. | 3L   | Mobile, Ala./John LeFlore                  |
| 27  | Jamere Valentine | WR   | 6-2  | 210 | Jr. | TR   | Myrtle Beach, S.C./Butte<br>College        |
| 70  | Tommy Walker     | DL   | 6-3  | 280 | Sr. | 3L   | Munford, Tenn./Munford                     |
| 92  | Austin Weaver    | P    | 5-10 | 190 | Jr. | 1L   | Germantown, Tenn./Houston                  |
| 83  | Kevin Wright     | WR   | 6-4  | 215 | Fr. | RS   | Baton Rouge, LA./Christian<br>Life Academy |

## 2011 SPRING SIGNEES

| NAME              | POS. | HT.  | WT. | YR. | HOMETOWN/HS, JC or COLLEGE         |
|-------------------|------|------|-----|-----|------------------------------------|
| LaMarvin Ashley   | ATH  | 5-10 | 165 | Fr. | McComb, Miss./McComb               |
| Reggis Ball       | LB   | 5-11 | 200 | Fr. | Stone Mountain, Ga./Stephenson     |
| Ryan Byrd         | ATH  | 6-0  | 170 | Fr. | Greensburg, La./St. Helena         |
| Nick Chartain     | OL   | 6-5  | 320 | So. | New Orleans, La./Independence CC   |
| Michael Davis     | LB   | 6-2  | 215 | Fr. | Columbus, Ga./Carver               |
| Taylor Fallin     | OT   | 6-6  | 320 | Fr. | Bowie, Md./Bowie/Hargrave Military |
| Zach Gholson      | DL   | 6-3  | 250 | Jr. | Carlsbad, Calif./Palomar College   |
| Artaves Gibson    | RB   | 6-1  | 220 | Fr. | Memphis, Tenn./Mitchell            |
| Monte Golden      | C/OL | 6-2  | 301 | Fr. | Jacksonville, N.C./Northside       |
| Kevin Green       | LB   | 6-1  | 205 | Fr. | Memphis, Tenn./Wooddale            |
| Carl Harris       | RB   | 5-10 | 190 | Fr. | Dallas, Texas/Woodrow Wilson       |
| Charles Harris    | LB   | 6-2  | 215 | Fr. | Memphis, Tenn./Whitehaven          |
| Bakari Hollier    | DB   | 5-9  | 195 | Fr. | Lafayette, La./Acadiana            |
| Derek Howard      | WR   | 6-2  | 190 | Fr. | Boutte, La./Hahnville              |
| Ricky Hunter      | DT   | 6-4  | 280 | Fr. | Loachapoka, Ala./Loachapoka        |
| Tyler Marzette    | OT   | 6-6  | 320 | Fr. | Birmingham, Ala./Huffman           |
| Bobby McCain      | DB   | 5-11 | 180 | Fr. | Oxford, Ala./Oxford                |
| Tyriq Patrick     | WR   | 6-3  | 190 | Fr. | Philadelphia, Miss./Philadelphia   |
| Donald Pennington | DT   | 6-2  | 300 | Fr. | Amite, La./Amite                   |
| Joe Price         | RB   | 5-9  | 175 | Fr. | Madison, Miss./Madison Central     |
| Terry Redden      | DT   | 6-2  | 285 | Fr. | Memphis, Tenn./Whitehaven          |
| Taylor Reed       | QB   | 6-3  | 210 | Fr. | El Dorado, Ark./El Dorado          |
| Robert Roquemore  | OT   | 6-6  | 310 | Fr. | Covington, Ga./Newton              |





# RICE OWLS

## QUICK FACTS

**Location:**

Houston, Texas

**Founded:**

1912

**Enrollment:**

5,760

**Nickname:**

Owls

**Colors:**

Blue and Gray

**Stadium:**

Rice Stadium (47,000)

**President:**

David W. Leebron

**Faculty Athletics Representative:**

TBA

**Athletics Director:**

Rick Greenspan

**Senior Woman Administrator:**

Leslie Claybrook

**Basic Offense:**

Spread

**Basic Defense:**

4-2-5

## SPORTS INFORMATION

**Assistant A.D./Sports Information:**

Chuck Pool

**Office Phone:**

713/348-5775

**Cell Phone:**

832/244-6476

**Fax:**

713/348-6019

**E-Mail:**

cpool@rice.edu

**Website:**

www.RiceOwls.com

**Press Box Phone:**

713/527-0250

## KEY DATES

**Players Report:**

Friday, Aug. 5

**Media/Fan Day:**

Saturday, Aug. 6

**Fall Classes Begin:**

Monday, Aug. 22

## David Bailiff

 HEAD COACH

Alma Mater: Texas State '81

Record at Rice: 19-30 (.388) 4 Seasons

Career Record: 40-45 (.471) 7 Seasons

Hometown: San Antonio, Texas

Birthdate: May 26, 1958

David Leebron,  
PresidentRick Greenspan,  
Athletics DirectorLeslie Claybrook,  
SWA

Chuck Pool, SID



David Bailiff

## 2011 SCHEDULE

| DATE                  | OPPONENT                | TV           | TIME          |
|-----------------------|-------------------------|--------------|---------------|
| Sept. 3               | at Texas                | (LHN)        | 6:00p         |
| Sept. 10              | PURDUE                  | (CBSSN)      | 2:30p         |
| Sept. 24              | at Baylor               |              | TBA           |
| <b>Oct. 1</b>         | <b>at Southern Miss</b> | <b>(CSS)</b> | <b>6:30p</b>  |
| <b>Oct. 8</b>         | <b>MEMPHIS</b>          | <b>(CSS)</b> | <b>11:30a</b> |
| <b>Oct. 15</b>        | <b>at Marshall</b>      |              | <b>TBA</b>    |
| <b>Oct. 22</b>        | <b>TULSA</b>            | <b>(FSN)</b> | <b>TBA</b>    |
| <b>Oct. 27 (Thu.)</b> | <b>at Houston</b>       | <b>(FSN)</b> | <b>7:00p</b>  |
| <b>Nov. 5</b>         | <b>UTEP</b>             | <b>(FSN)</b> | <b>TBA</b>    |
| Nov. 12               | at Northwestern         |              | TBA           |
| <b>Nov. 19</b>        | <b>TULANE</b>           |              | <b>2:30p</b>  |
| <b>Nov. 26</b>        | <b>at SMU</b>           | <b>(FSN)</b> | <b>TBA</b>    |

**Conference games in bold italics**

Home games in ALL CAPS

All times are Central and subject to change



Scott Solomon

## 2011 PRESEASON RETURNEES

### LETTERMEN

Returning/Lost: 52/19

### STARTERS

Offensive Returning/Lost: 9/2

Defensive Returning/Lost: 8/3

Special Teams Returning/Lost: 2/2

### OFFENSIVE STARTERS RETURNING

|    |                    |
|----|--------------------|
| OG | Davon Allen        |
| OG | Eric Ball          |
| C  | Keshawn Carrington |
| OT | Jake Hicks         |
| WR | Vance McDonald     |
| RB | Sam McGuffie       |
| QB | Taylor McHargue    |
| OT | Tyler Parish       |
| TE | Luke Willson       |

### DEFENSIVE STARTERS RETURNING

|     |                 |
|-----|-----------------|
| SAF | Travis Bradshaw |
| LB  | Trey Briggs     |
| SAF | Corey Frazier   |
| CB  | Kevin Gaddis    |
| CB  | Phillip Gaines  |
| DT  | John Gioffre    |
| NG  | Michael Smith   |
| DE  | Scott Solomon   |

### SPECIALISTS RETURNING

|   |               |
|---|---------------|
| K | Chris Boswell |
| P | Kyle Martens  |

### KEY LOSSES

|    |                  |
|----|------------------|
| LT | Scott Mitchell   |
| WR | Patrick Randolph |
| DE | Cheta Ozougwu    |
| LB | Justin Hill      |

## 2010 RESULTS (4-8, 3-5 C-USA)

|            |                            |          |              |            |
|------------|----------------------------|----------|--------------|------------|
| S4         | (4) TEXAS (ESPN)           | L        | 17-34        | 0-1        |
| S11        | at North Texas             | W        | 32-31        | 1-1        |
| S18        | NORTHWESTERN               | L        | 13-30        | 1-2        |
| S25        | BAYLOR (CBS C)             | L        | 13-30        | 1-3        |
| <b>02</b>  | <b>SMU</b>                 | <b>L</b> | <b>31-42</b> | <b>1-4</b> |
| <b>09</b>  | <b>at UTEP</b>             | <b>L</b> | <b>24-44</b> | <b>1-5</b> |
| <b>016</b> | <b>HOUSTON (CSS)</b>       | <b>W</b> | <b>34-31</b> | <b>2-5</b> |
| <b>023</b> | <b>at UCF</b>              | <b>L</b> | <b>14-41</b> | <b>2-6</b> |
| <b>N6</b>  | <b>at Tulsa</b>            | <b>L</b> | <b>27-64</b> | <b>2-7</b> |
| <b>N13</b> | <b>at Tulane</b>           | <b>L</b> | <b>49-54</b> | <b>2-8</b> |
| <b>N20</b> | <b>EAST CAROLINA (CSS)</b> | <b>W</b> | <b>62-38</b> | <b>3-8</b> |
| <b>N27</b> | <b>UAB</b>                 | <b>W</b> | <b>28-23</b> | <b>4-8</b> |

## HEAD COACH DAVID BAILIFF

Alma Mater: Texas State '81

## COACHING EXPERIENCE

|           |  |
|-----------|--|
| 2007-     | Rice Head Coach- 19-30 (.388) 4 Seasons                |
| 2004-2006 | Texas State Head Coach- 21-15(.583) - 3 seasons        |
| 2001-2003 | TCU Defensive Coordinator                              |
| 1997-2000 | Texas State Defensive Coordinator/Assistant Head Coach |
| 1992-1997 | New Mexico Defensive Line Coach                        |
| 1988-1992 | Texas State Defensive GA/Defensive Line Coach          |
| 1982-1984 | New Braunfels H.S. Defensive Line Coach                |

## COACHING STAFF

|   |  |
|---|--|
| Assistant Head Coach/Defensive Coordinator/Linebackers: | Chuck Driesbach (Villanova '75)            |
| Offensive Coordinator/TE/Off. Tackles:                  | John Reagan (Syracuse '94)                 |
| Passing Game Coordinator/Defensive Line:                | Derrick Jackson (Duke '93)                 |
| Quarterbacks:   | Larry Edmondson (Texas A&M '83)            |
| Running Backs/Recruiting Coordinator:                   | Rick LaFavers (TCU '97)                    |
| Special Teams Coordinator/Linebackers:                  | Darrell Patterson (TCU '84)                |
| Running Game Coord./TE/Off. Tackles:                    | John Reagan (Syracuse '94)                 |
| Offensive Line:   | Ronnie Vinklarek (Southwest Texas St. '81) |
| Cornerbacks:  | Chris Thurmond (Tulsa '75)                 |
| Assistant AD/Football Operations:                       | Jerry Pickle (Delta State '76)             |
| Offensive Graduate Assistant:                           | David Sloan (New Mexico)                   |
| Strength and Conditioning:                              | Jared Kaaiohelo (Missouri Southern '95)    |
| Offensive Quality Control:                              | David Sloan (New Mexico)                   |

## FOOTBALL OFFICE

Phone: 713/348-6900 Fax: 713/348-5298



## NOTING THE OWLS

- Junior RB **Sam McGuffie** finished his first season at Rice with 883 rushing yards and 383 receiving yards, making him one of just three running backs in the FBS with at least 880 yards on the ground and 380 yards through the air.
- Sophomore RB **Jeremy Eddington** led the Owls with 10 rushing TDs last season, all in C-USA play. He finished second on the team in rushing yards with 365.
- Junior WR **Vance McDonald** had eight receiving touchdowns last season, all in the final seven games of the season. That is the most receiving scores ever by a Rice tight end, ranking as the sixth-highest single-season total in Owls history.
- Senior P **Kyle Martens** was named an All-American last season after setting a school record by averaging 46 yards per punt last season, which led Conference USA and ranked third in the country. He placed 42 percent of his punts inside the 20 (22 of 52), bettering his previous best effort of 14 of 52 in 2008.
- Sophomore K **Chris Boswell** set a Rice freshman kick scoring record in 2010 with 74 points. He made 39-of-42 PATs last season, which tied for third-most by an Owl in a single-season. Boswell converted at least one field goal in six straight games, the longest streak by a Rice kicker since Sammy Hartman did it in 1989.
- Rice has a pair of returners whose fathers are head coaches in the NFL. Junior safety **Corey Frazier's** father Leslie was named the head coach of the Minnesota Vikings at the end of the season after serving as the interim head coach in the final weeks of the 2010 season. Sophomore wide receiver **Klein Kubiak's** father Gary is heading into his sixth season as the Houston Texans head coach.

## 2010 TEAM STATISTICS

| Category                       | Rice       | Opponents |
|--------------------------------|------------|-----------|
| First Downs                    | 236        | 267       |
| Rushes-Yards                   | 494-1913   | 424-1742  |
| Rushing Yards/Game             | 159.4      | 145.2     |
| Passes Att./Comp./Int.         | 218-360-12 | 257-417-6 |
| Completion Pct.                | .606       | .616      |
| Passing Yards                  | 2591       | 3644      |
| Passing Yards/Game             | 215.9      | 303.7     |
| Total Off. Plays/Yds           | 712-4504   | 681-5386  |
| Total Offense/Game             | 375.3      | 448.8     |
| Punts-Average                  | 55-45.5    | 44-40.3   |
| Punt Returns-Yards             | 18-181     | 20-189    |
| Kickoff Returns-Yards          | 77-1723    | 52-1102   |
| Interceptions-Yards            | 6-53       | 12-139    |
| Fumbles-Lost                   | 17-9       | 18-8      |
| Penalties-Yards                | 62-529     | 60-476    |
| 3rd Down Conversions           | 84-184     | 86-169    |
| 3rd Down Conversion Percentage | .457       | .509      |
| 4th Down Conversions           | 13-18      | 11-18     |
| 4th Down Conversion Percentage | .722       | .611      |
| Sacks By-Yards                 | 14-78      | 27-232    |
| Avg. Time of Possession        | 30:47      | 29:13     |

## 2010 INDIVIDUAL LEADERS

| Rushing          | Att. | Yds. | Avg. | TD | Long |
|------------------|------|------|------|----|------|
| Sam McGuffie     | 197  | 883  | 4.5  | 6  | 50   |
| Jeremy Eddington | 59   | 365  | 6.2  | 10 | 88   |
| TOTALS           | 494  | 2338 | 3.9  | 24 | 88   |

| Passing         | Comp. | Att. | Pct. | INT | Yards | TD |
|-----------------|-------|------|------|-----|-------|----|
| Nick Fanuzzi    | 151   | 241  | .627 | 9   | 1681  | 11 |
| Taylor McHargue | 33    | 58   | .569 | 1   | 491   | 6  |
| TOTALS          | 218   | 360  | .606 | 12  | 2591  | 20 |

| Receiving      | Rec | Yds. | Avg. | TD | Long |
|----------------|-----|------|------|----|------|
| Sam McGuffie   | 39  | 384  | 9.8  | 3  | 64   |
| Luke Willson   | 33  | 425  | 12.9 | 3  | 55   |
| Vance McDonald | 28  | 396  | 14.1 | 8  | 49   |
| TOTALS         | 218 | 2591 | 11.9 | 20 | 64   |

| Field Goals   | Made-Att. | Pct. | Long |
|---------------|-----------|------|------|
| Chris Boswell | 11-17     | .647 | 50   |
| TOTALS        | 11-17     | .647 | 50   |

| Punting      | No. | Yards | Avg. | In 20 | Long |
|--------------|-----|-------|------|-------|------|
| Kyle Martens | 52  | 2391  | 46.0 | 9     | 71   |
| TOTALS       | 55  | 2501  | 45.5 | 9     | 71   |

| Tackles         | Solos | Ast | Total |
|-----------------|-------|-----|-------|
| Corey Frazier   | 55    | 28  | 83    |
| Travis Bradshaw | 60    | 16  | 76    |
| Phillip Gaines  | 51    | 13  | 64    |
| Justin Allen    | 38    | 23  | 61    |
| Cheta Ozougwu   | 33    | 21  | 54    |
| TOTALS          | 549   | 275 | 824   |

| Interceptions   | No. | Yds. | Avg. | TD |
|-----------------|-----|------|------|----|
| Travis Bradshaw | 2   | 11   | 5.5  | 0  |
| Justin Hill     | 1   | 25   | 25.0 | 0  |
| TOTALS          | 6   | 53   | 8.8  | 0  |

## FOLLOW THE OWLS ONLINE

### Official Website

[www.RiceOwls.com](http://www.RiceOwls.com)

### Facebook

[www.facebook.com/riceathletics](http://www.facebook.com/riceathletics)

### Twitter

<http://twitter.com/riceowlsdotcom>

# 2011 ROSTER

| NO. | NAME               | POS. | HT.  | WT. | YR. | EXP. | HOMETOWN/HS, JC or COLLEGE        |
|-----|--------------------|------|------|-----|-----|------|-----------------------------------|
| 26  | Tolu Akinwumi      | SAF  | 6-1  | 210 | So. | SQ   | Brampton, Ontario/Notre Dame CSS  |
| 71  | Davon Allen        | OL   | 6-2  | 315 | Sr. | 3L   | Humble, Texas/Humble              |
| 31  | Justin Allen       | LB   | 5-11 | 215 | Sr. | 1L   | Leander, Texas/Idaho              |
| 27  | Gabe Baker         | SAF  | 6-2  | 210 | So. | 1L   | San Antonio, Texas/MacArthur      |
| 78  | Eric Ball          | OL   | 6-4  | 295 | Jr. | 2L   | Katy, Texas/Katy                  |
| 90  | Cody Bauer         | DE   | 6-4  | 255 | Jr. | 2L   | Pottsboro, Texas/Pottsboro        |
| 1   | Jarrett Ben        | CB   | 5-10 | 170 | Jr. | 2L   | Garland, Texas/Garland            |
| 9   | Chris Boswell      | K    | 6-2  | 205 | So. | 1L   | Keller, Texas/Fossil Ridge        |
| 12  | Andre Brackens     | SAF  | 5-9  | 210 | Jr. | 1L   | Dallas, Texas/Parish Episcopal    |
| 35  | Travis Bradshaw    | SAF  | 6-1  | 210 | Sr. | 3L   | Cypress, Texas/Cy-Fair            |
| 49  | Trey Briggs        | LB   | 6-1  | 230 | Jr. | 2L   | Houston, Texas/Jersey Village     |
| 29  | Bryce Callahan     | CB   | 5-10 | 180 | Fr. | RS   | Cypress, Texas/Cy Woods           |
| 98  | Nico Carlson       | DL   | 6-3  | 270 | Fr. | RS   | Katy, Texas/Taylor                |
| 52  | Keshawn Carrington | OL   | 6-3  | 275 | Sr. | 3L   | Missouri City, Texas/Marshall     |
| 76  | Drew Carroll       | OL   | 6-4  | 270 | Fr. | RS   | Abilene, Texas/Abilene            |
| 3   | Taylor Cook        | TE   | 6-7  | 250 | Jr. | 1L   | Eagle Lake, Texas/Miami           |
| 63  | David Dalton       | DE   | 6-3  | 235 | Fr. | RS   | Houston, Texas/Houston Christian  |
| 30  | Jeremy Eddington   | RB   | 6-2  | 220 | So. | 1L   | Paris, Texas/Chisum               |
| 7   | Nick Fanuzzi       | QB   | 6-4  | 220 | Sr. | 2L   | San Antonio, Texas/Alabama        |
| 48  | Tanyan Farley      | TE   | 6-2  | 235 | Fr. | RS   | Arvada, Colorado/Ralston Valley   |
| 89  | Christian Fletcher | WR   | 6-1  | 215 | Fr. | RS   | Fort Worth, Texas/Trinity Valley  |
| 19  | Alex Francis       | CB   | 5-9  | 180 | So. | SQ   | Missouri City, Texas/Hightower    |
| 20  | Corey Frazier      | SAF  | 6-1  | 210 | Jr. | 2L   | Eden Prairie, Minn./Eden Prairie  |
| 7   | Kevin Gaddis       | CB   | 5-9  | 170 | Jr. | 2L   | Midwest City, Okla./Midwest City  |
| 15  | Phillip Gaines     | CB   | 6-1  | 185 | Jr. | 2L   | Converse, Texas/Judson            |
| 83  | Andre Gautreaux    | WR   | 5-11 | 195 | So. | SQ   | Friendswood, Texas/Friendswood    |
| 17  | Trevor Gillette    | TE   | 6-3  | 230 | So. | 1L   | Austin, Texas/Lake Travis         |
| 55  | John Gioffre       | NT   | 6-0  | 290 | Sr. | 3L   | Katy, Texas/Cinco Ranch           |
| 72  | Ian Gray           | OL   | 6-8  | 340 | Fr. | RS   | Pearland, Texas/Pearland          |
| 68  | Clay Hebert        | OL   | 6-3  | 300 | Jr. | 1L   | Klein, Texas/Klein                |
| 66  | Jake Hicks         | OL   | 6-4  | 290 | Sr. | 3L   | Montgomery, Texas/Montgomery      |
| 62  | Ross Hill          | DE   | 6-1  | 230 | Jr. | SQ   | Houston, Texas/St. Thomas         |
| 79  | Jon Hodde          | OL   | 6-7  | 310 | So. | SQ   | Burton, Texas/Burton              |
| 8   | Brent Hotard       | TE   | 6-1  | 240 | Sr. | 2L   | Round Rock, Texas/Round Rock      |
| 85  | Mario Hull         | WR   | 6-1  | 195 | Fr. | RS   | Altair, Texas/Rice Consolidated   |
| 22  | Fred Jackson       | DB   | 5-11 | 190 | Fr. | GS   | Houston, Texas/Eisenhower         |
| 38  | Chris Jammer       | CB   | 6-1  | 185 | Sr. | 3L   | Sweeny, Texas/Sweeny              |
| 70  | Bobby Janisch      | OL   | 6-5  | 290 | So. | SQ   | Houston, Texas/Jersey Village     |
| 93  | Trevor Jones       | TE   | 6-3  | 240 | Fr. | RS   | Prosper, Texas/Prosper            |
| 59  | Bobby Kiesewetter  | DL   | 6-1  | 260 | So. | SQ   | Katy, Texas/Cinco Ranch           |
| 4   | Randy Kitchens     | WR   | 6-3  | 210 | Sr. | 3L   | Robinson, Texas/Robinson          |
| 96  | Dylan Klare        | DE   | 6-3  | 270 | So. | 1L   | Refugio/Refugio                   |
| 84  | Klein Kubiak       | WR   | 6-1  | 190 | So. | 1L   | Houston, Texas/Strake Jesuit      |
| 42  | Michael Kutzler    | LB   | 6-0  | 205 | So. | SQ   | Ft. Worth, Texas/Trinity Valley   |
| 54  | Richard Ledo       | DE   | 5-10 | 230 | So. | SQ   | Houston, Texas/Bellaire Episcopal |
| 8   | Tanner Leland      | SAF  | 6-2  | 215 | So. | 1L   | Katy, Texas/Cinco Ranch           |
| 10  | Roddy Maginot      | WR   | 5-10 | 170 | Sr. | 2L   | Arlington, Texas/Bowie            |
| 41  | Kyle Martens       | P    | 6-6  | 220 | Sr. | 3L   | Spearfish, S.D./Spearfish         |
| 88  | Vance McDonald     | TE   | 6-5  | 255 | Jr. | 2L   | Winnie, Texas/East Chambers       |
| 2   | Sam McGuffie       | RB   | 6-0  | 200 | Jr. | 1L   | Cypress, Texas/Michigan           |
| 16  | Taylor McHargue    | QB   | 6-1  | 215 | So. | 1L   | Cedar Park, Texas/Vista Ridge     |
| 81  | Donte Moore        | WR   | 6-0  | 175 | So. | 1L   | Manor, Texas/Manor                |
| 22  | Stephen Noh        | SAF  | 5-10 | 190 | Jr. | SQ   | Katy, Texas/Seven Lakes           |
| 50  | Matt Nordstrom     | LB   | 6-0  | 220 | Sr. | 3L   | Spring, Texas/Rochester (Mich.)   |
| 34  | Cameron Nwosu      | LB   | 5-10 | 235 | So. | 1L   | Houston, Texas/Klein Forest       |

| NO. | NAME              | POS. | HT.  | WT. | YR. | EXP. | HOMETOWN/HS, JC or COLLEGE               |
|-----|-------------------|------|------|-----|-----|------|--|
| 64  | Tyler Parish      | OL   | 6-4  | 300 | Sr. | 3L   | Ardmore, Okla./Ardmore                   |
| 40  | Zach Patt         | LB   | 6-2  | 225 | Fr. | RS   | Honey Grove, Texas/Honey Grove           |
| 87  | Michael Patterson | WR   | 5-11 | 185 | Jr. | 2L   | Rockwall, Texas/Rockwall                 |
| 18  | Turner Petersen   | RB   | 6-2  | 225 | So. | 1L   | Oklahoma City, Okla./Heritage Hall       |
| 24  | Paul Porras       | SAF  | 6-2  | 190 | So. | 1L   | Scottsdale, Ariz./Saguaro                |
| 17  | Michael Poynter   | QB   | 6-1  | 195 | So. | SQ   | Arlington, Texas/Lamar                   |
| 46  | Kyle Prater       | LB   | 6-1  | 230 | Jr. | TR   | Kerrville, Texas/LSU                     |
| 10  | James Radcliffe   | LB   | 6-1  | 220 | Fr. | RS   | Katy, Texas/Cinco Ranch                  |
| 28  | Charles Ross      | RB   | 6-1  | 230 | Jr. | 2L   | Schertz, Texas/Samuel Clemens            |
| 57  | Hosam Shahin      | DT   | 6-3  | 290 | So. | 1L   | Richmond, B.C./Hugh Boyd Secondary       |
| 45  | Tanner Shuck      | LB   | 5-11 | 215 | Sr. | 3L   | Jenks, Okla./Jenks                       |
| 60  | Matt Simonette    | OL   | 6-2  | 300 | Fr. | RS   | Bellaire, Texas/Bellaire                 |
| 91  | Josh Skinner      | DE   | 6-4  | 250 | So. | SQ   | Silsbee, Texas/Silsbee                   |
| 99  | Michael Smith     | DT   | 6-1  | 290 | Sr. | 3L   | Bay City, Texas/Bay City                 |
| 37  | Tyler Smith       | RB   | 5-8  | 195 | Sr. | 2L   | Cedar Park, Texas/Cedar Park             |
| 13  | Scott Solomon     | DT   | 6-3  | 280 | Sr. | 3L   | San Antonio, Texas/Marshall              |
| 69  | Brian Stacey      | DL   | 6-1  | 270 | Sr. | 3L   | Houston, Texas/Klein Forest              |
| 15  | Jordan Taylor     | WR   | 6-5  | 200 | Fr. | RS   | Denison, Texas/Denison                   |
| 58  | Jamael Thomas     | DT   | 6-0  | 260 | Jr. | 1L   | Huntsville, Texas/Huntsville             |
| 80  | Drew Travis       | WR   | 5-10 | 170 | Fr. | RS   | Pflugerville, Texas/Pflugerville         |
| 23  | Shane Turner      | CB   | 5-9  | 175 | Jr. | 1L   | Houston, Texas/Cy Falls                  |
| 75  | Justin Warren     | OL   | 6-3  | 275 | Fr. | RS   | San Antonio, Texas/Roosevelt             |
| 14  | Xavier Webb       | SAF  | 5-11 | 205 | Sr. | 2L   | Montgomery, Texas/Montgomery             |
| 21  | Denzel Wells      | SAF  | 5-11 | 185 | Jr. | 1L   | Houston, Texas/Cy Falls                  |
| 97  | Jared Williams    | DE   | 6-3  | 250 | Jr. | 2L   | Huntsville, Texas/Huntsville             |
| 82  | Luke Willson      | TE   | 6-5  | 250 | Jr. | 2L   | LaSalle, Ontario/St. Thomas of Villanova |

# 2011 SPRING SIGNEES

| NAME                | POS. | HT.  | WT. | YR. | HOMETOWN/HS, JC or COLLEGE                |
|---------------------|------|------|-----|-----|---|
| Justin Booth        | DE   | 6-6  | 250 | Fr. | Dayton, Texas/Dayton                      |
| Christian Covington | DT   | 6-3  | 285 | Fr. | Surrey, BC, Canada/Vancouver College Prep |
| Nick Elder          | LB   | 6-0  | 210 | Fr. | San Antonio, Texas/Central Catholic       |
| Jaylon Finner       | DB   | 5-10 | 185 | Fr. | Missouri City, Texas/Elkins               |
| Lovett Gibson       | WR   | 6-2  | 185 | Fr. | Cedar Hill, Texas/Cedar Hill              |
| Malcom Hill         | WR   | 5-11 | 180 | Fr. | Plano, Texas/Frisco Liberty               |
| Edwin Hooper        | DE   | 6-4  | 215 | Fr. | Nash, Texas/Texasarkana Texas             |
| Driphus Jackson     | QB   | 6-0  | 195 | Fr. | Cedar Hill, Texas/Cedar Hill              |
| Miles Lee           | DE   | 6-4  | 230 | Fr. | East Bernard, Texas/East Bernard          |
| Grant Peterson      | TE   | 6-5  | 225 | Fr. | Austin, Texas/Westwood                    |
| John Poehlmann      | OL   | 6-5  | 260 | Fr. | Brenham, Texas/Brenham                    |
| Andrew Reue         | OL   | 6-5  | 280 | Fr. | Austin, Texas/St. Michaels Academy        |
| Michael Sam, Jr.    | DE   | 6-2  | 250 | Fr. | Houston, Texas/Strake Jesuit              |
| J.J. Walker         | WR   | 6-0  | 175 | Fr. | Linden, Texas/Linden-Kildare              |
| Julius White        | ATH  | 5-10 | 185 | Fr. | Sugarland, Texas/Kempner                  |
| Austin Williams     | LB   | 6-1  | 220 | Fr. | Austin, Texas/Lake Travis                 |
| Caleb Williams      | OL   | 6-3  | 270 | Fr. | Rosenberg, Texas/Terry                    |
| Ross Winship        | DT   | 6-4  | 270 | Fr. | The Woodlands, Texas/Klein                |
| Matt Wofford        | OL   | 6-7  | 320 | Fr. | Cedar Park, Texas/Cedar Park              |



# SMU MUSTANGS

## June Jones HEAD COACH



Alma Mater: New York State Regents College  
Record at SMU: 16-23 (.410) 3 Seasons  
Career Record: 91-64 (.587) 12 Seasons  
Hometown: Portland, Ore.  
Birthdate: February 19, 1953

### QUICK FACTS

**Location:**  
Dallas, Texas  
**Founded:**  
1911  
**Enrollment:**  
10,981  
**Nickname:**  
Mustangs  
**Colors:**  
Red and Blue  
**Stadium:**  
Gerald J. Ford Stadium (32,000)  
**President:**  
Dr. R. Gerald Turner  
**Faculty Athletics Representative:**  
C. Paul Rogers III  
**Athletics Director:**  
Steve Orsini  
**Senior Woman Administrator:**  
Monique Holland  
**Basic Offense:**  
Run and Shoot  
**Basic Defense:**  
3-4



Dr. R. Gerald Turner,  
President



Steve Orsini,  
Athletics Director



Monique Holland,  
SWA



Brad Sutton, SID



June Jones

### SPORTS INFORMATION

**Sr. Associate AD/Football SID:**  
Brad Sutton  
**Office Phone:**  
214/768-2883  
**Cell Phone:**  
214/914-8705  
**Fax:**  
214/768-2044  
**E-Mail:**  
bsutton@smu.edu  
**Website:**  
www.SMUMustangs.com  
**Press Box Phone:**  
214/768-7730

### KEY DATES

**Players Report:**  
Thursday, Aug. 4  
**Media/Fan Day:**  
TBA  
**Fall Classes Begin:**  
Monday, Aug. 22

## 2011 SCHEDULE

| DATE            | OPPONENT                | TV             | TIME          |
|-----------------|-------------------------|----------------|---------------|
| Sept. 4 (Sun.)  | at Texas A&M            | (FSN)          | 6:30p         |
| <b>Sept. 10</b> | <b>UTEP</b>             | <b>(FSN)</b>   | <b>TBA</b>    |
| Sept. 17        | NORTHWESTERN STATE      |                | 7:00p         |
| <b>Sept. 24</b> | <b>at Memphis</b>       | <b>(FSN)</b>   | <b>11:00a</b> |
| Sept. 30 (Fri.) | at TCU                  | (CBSSN)        | 7:00p         |
| <b>Oct. 15</b>  | <b>UCF</b>              | <b>(FSN)</b>   | <b>7:00p</b>  |
| <b>Oct. 22</b>  | <b>at Southern Miss</b> | <b>(CBSSN)</b> | <b>7:00p</b>  |
| <b>Oct. 29</b>  | <b>at Tulsa</b>         | <b>(FSN)</b>   | <b>2:30p</b>  |
| <b>Nov. 5</b>   | <b>TULANE</b>           |                | <b>2:00p</b>  |
| Nov. 12         | NAVY                    | (FSN)          | TBA           |
| <b>Nov. 19</b>  | <b>at Houston</b>       | <b>(FSN)</b>   | <b>TBA</b>    |
| <b>Nov. 26</b>  | <b>RICE</b>             | <b>(FSN)</b>   | <b>TBA</b>    |

**Conference games in bold italics**  
Home games in ALL CAPS  
All times are Central and subject to change



Ja'Gared Davis

## 2011 PRESEASON RETURNEES

### LETTERMEN

Returning/Lost: 52/11

### STARTERS

Offensive Returning/Lost: 10/1

Defensive Returning/Lost: 8/3

Special Teams Returning/Lost: 1/2

### OFFENSIVE STARTERS RETURNING

- QB Kyle Padron
- RB Zach Line
- LT Kelvin Beachum
- LG Bryce Tennison
- C Blake McJunkin
- RG Kelly Turner
- RT J.T. Brooks
- WR Cole Beasley
- WR Bradley Haynes
- WR Darius Johnson

### DEFENSIVE STARTERS RETURNING

- DE Taylor Thompson
- NT Marquis Frazier
- DE Margus Hunt
- LB Ja'Gared Davis
- LB Taylor Reed
- FS Chris Banjo
- SS Ryan Smith
- CB Richard Crawford

### SPECIALISTS RETURNING

- PR Richard Crawford

### KEY LOSSES

- WR Aldrick Robinson
- LB Yuri Yenga
- LB Pete Fleps
- CB Sterling Moore

## 2010 RESULTS (7-7, 6-2 C-USA)

|            |                                   |          |                   |            |
|------------|-----------------------------------|----------|-------------------|------------|
| S5         | at Texas Tech (ESPN)              | L        | 27-35             | 0-1        |
| <b>S11</b> | <b>UAB</b>                        | <b>W</b> | <b>28-7</b>       | <b>1-1</b> |
| S18        | WASHINGTON STATE (CBS C)          | W        | 35-21             | 2-1        |
| S24        | (4) TCU (ESPN)                    | L        | 24-41             | 2-2        |
| <b>02</b>  | <b>at Rice</b>                    | <b>W</b> | <b>42-31</b>      | <b>3-2</b> |
| <b>09</b>  | <b>TULSA</b>                      | <b>W</b> | <b>21-18</b>      | <b>4-2</b> |
| O16        | at Navy (CBS C)                   | L        | 21-28             | 4-3        |
| <b>023</b> | <b>HOUSTON (CBS C)</b>            | <b>L</b> | <b>20-45</b>      | <b>4-4</b> |
| <b>030</b> | <b>at Tulane</b>                  | <b>W</b> | <b>31-17</b>      | <b>5-4</b> |
| <b>N6</b>  | <b>at UTEP</b>                    | <b>L</b> | <b>14-28</b>      | <b>5-5</b> |
| <b>N20</b> | <b>MARSHALL</b>                   | <b>W</b> | <b>31-17</b>      | <b>6-5</b> |
| <b>N27</b> | <b>at East Carolina (CBS C)</b>   | <b>W</b> | <b>45-38 (OT)</b> | <b>7-5</b> |
| <b>D4</b>  | <b>at (25) UCF (ESPN2)</b>        | <b>L</b> | <b>7-17</b>       | <b>7-6</b> |
|            | <b>C-USA Championship</b>         |          |                   |            |
| D30        | vs. Army (ESPN)                   | L        | 14-16             | 7-7        |
|            | Bell Helicopter Armed Forces Bowl |          |                   |            |

## HEAD COACH JUNE JONES

Alma Mater: New York State Regents College

## COACHING EXPERIENCE

- 2009- SMU Head Coach - 16-23 (.410) 3 Seasons
- 1999-2007 Hawai'i Head Coach - 75-30 (.714) - 9 seasons
- 1998 San Diego Chargers Quarterbacks/Interim Head Coach
- 1994-96 Atlanta Falcons Head Coach
- 1991-93 Atlanta Falcons Offensive Coordinator
- 1989-90 Detroit Lions Quarterbacks/Receivers
- 1987-88 Houston Oilers Quarterbacks
- 1986 Ottawa Roughriders Offensive Assistant
- 1985 Denver Gold Offensive Coordinator
- 1984 Houston Gamblers Wide Receivers
- 1983 Hawai'i Quarterbacks

## COACHING STAFF

- Defensive Coordinator: Tom Mason (Eastern Washington '82)
- Quarterbacks: Dan Morrison (UCLA '72)
- Wide Receivers: Jeff Reinebold (Indiana '81)
- Running Backs: Wes Suan (Linfield '75)
- Defensive Line: Bert Hill (Auburn-Montgomery '80)
- Offensive Line: Adrian Klemm (Hawai'i/Excelsior)
- Linebackers: Joe Haering (Bucknell '68)
- Secondary: Derrick Odum (Utah '93)
- Special Teams: Frank Gansz Jr. (Citadel '85)
- Director of Football Operations: Randy Ross (St. Bernard '75)
- Director of High School Relations: Tam Hollingshead (SMU '76)
- Director of On-Campus Recruiting: Steve Stigall (Texas '05)
- Strength and Conditioning: Mel deLaura (Hawai'i Pacific)

## FOOTBALL OFFICE

Phone: 214/768-3677 Fax: 214/768-9467



## NOTING THE MUSTANGS

- SMU will return 52 letterwinners and 18 of 22 offensive and defensive starters in 2011.
- The Mustangs won their first C-USA West Division title last season, but fell at UCF in its first C-USA Championship game appearance, 17-7. SMU also played in last season's Bell Helicopter Armed Forces Bowl, as the Mustangs made back-to-back bowl appearances for the first time since 1984-85.
- Senior RB **Zach Line** had 1,494 yards on the season, the second-highest total ever at SMU and the most ever by a June Jones-coached player. It was the second-highest total in school history, trailing only Eric Dickerson's 1,617 in 1982.
- Junior QB **Kyle Padron** set school single-season records with 3,828 yards passing, 31 TD passes and 35 TDs responsible for (31 pass, 4 rush).
- As a team, SMU set at least seven offensive team records in 2010 (total offense, yards per play, total offensive plays, passing TDs, passing yards, completions, first downs).

## 2010 TEAM STATISTICS

| Category                       | SMU        | Opponents  |
|--------------------------------|------------|------------|
| First Downs                    | 290        | 285        |
| Rushes-Yards                   | 404-1493   | 550-2027   |
| Rushing Yards/Game             | 138.8      | 144.8      |
| Passes Att./Comp./Int.         | 304-516-14 | 255-430-10 |
| Completion Pct.                | .589       | .593       |
| Passing Yards                  | 3861       | 2913       |
| Passing Yards/Game             | 275.8      | 208.1      |
| Total Off. Plays/Yds           | 708-5804   | 805-4940   |
| Total Offense/Game             | 414.6      | 352.9      |
| Punts-Average                  | 58-40.3    | 64-43.7    |
| Punt Returns-Yards             | 28-136     | 25-127     |
| Kickoff Returns-Yards          | 56-1238    | 58-1414    |
| Interceptions-Yards            | 10-99      | 14-232     |
| Fumbles-Lost                   | 25-13      | 12-5       |
| Penalties-Yards                | 75-714     | 59-547     |
| 3rd Down Conversions           | 80-182     | 88-202     |
| 3rd Down Conversion Percentage | .440       | .436       |
| 4th Down Conversions           | 14-22      | 14-27      |
| 4th Down Conversion Percentage | .636       | .519       |
| Sacks By-Yards                 | 29-188     | 34-183     |
| Avg. Time of Possession        | 30:34      | 29:26      |

## 2010 INDIVIDUAL LEADERS

| Rushing       | Att.       | Yds.        | Avg.       | TD        | Long      |
|---------------|------------|-------------|------------|-----------|-----------|
| Zach Line     | 244        | 1494        | 6.1        | 10        | 45        |
| Kyle Padron   | 104        | 244         | 2.3        | 4         | 24        |
| Chris Butler  | 33         | 182         | 5.5        | 0         | 19        |
| <b>TOTALS</b> | <b>404</b> | <b>1943</b> | <b>4.8</b> | <b>14</b> | <b>45</b> |

| Passing        | Comp.      | Att.       | Pct.        | INT       | Yards       | TD        |
|----------------|------------|------------|-------------|-----------|-------------|-----------|
| Kyle Padron    | 302        | 508        | .594        | 14        | 3828        | 31        |
| J.J. McDermott | 2          | 4          | .500        | 0         | 33          | 0         |
| <b>TOTALS</b>  | <b>304</b> | <b>516</b> | <b>.589</b> | <b>14</b> | <b>3861</b> | <b>31</b> |

| Receiving        | Rec        | Yds.        | Avg.        | TD        | Long      |
|------------------|------------|-------------|-------------|-----------|-----------|
| Cole Beasley     | 87         | 1060        | 12.2        | 6         | 49        |
| Darius Johnson   | 78         | 845         | 10.8        | 6         | 50        |
| Aldrick Robinson | 65         | 1301        | 20.0        | 14        | 82        |
| <b>TOTALS</b>    | <b>304</b> | <b>3861</b> | <b>12.7</b> | <b>31</b> | <b>82</b> |

| Field Goals    | Made-Att.   | Pct.        | Long      |
|----------------|-------------|-------------|-----------|
| Matt Szymanski | 7-12        | .583        | 61        |
| <b>TOTALS</b>  | <b>8-14</b> | <b>.500</b> | <b>61</b> |

| Punting        | No.       | Yards       | Avg.        | In 20     | Long      |
|----------------|-----------|-------------|-------------|-----------|-----------|
| Matt Szymanski | 52        | 2149        | 41.3        | 14        | 74        |
| <b>TOTALS</b>  | <b>58</b> | <b>2339</b> | <b>40.3</b> | <b>16</b> | <b>74</b> |

| Tackles        | Solos      | Ast        | Total      |
|----------------|------------|------------|------------|
| Taylor Reed    | 101        | 44         | 145        |
| Pete Fleps     | 73         | 50         | 123        |
| Chris Banjo    | 60         | 32         | 92         |
| Ja'Gared Davis | 62         | 28         | 90         |
| Youri Yenga    | 43         | 38         | 81         |
| <b>TOTALS</b>  | <b>612</b> | <b>372</b> | <b>984</b> |

| Interceptions    | No.       | Yds.      | Avg.       | TD       |
|------------------|-----------|-----------|------------|----------|
| Richard Crawford | 4         | 3         | 0.8        | 0        |
| Chris Banjo      | 2         | 25        | 12.5       | 0        |
| <b>TOTALS</b>    | <b>10</b> | <b>99</b> | <b>9.9</b> | <b>1</b> |

## FOLLOW THE MUSTANGS ONLINE

### Official Website

[www.SMUMustangs.com](http://www.SMUMustangs.com)

### Facebook

SMU Mustangs

### Twitter

<http://twitter.com/SMUMustangs>

<http://twitter.com/coachjunejones>

<http://twitter.com/mattdohertysmu>

<http://twitter.com/SMUBasketballW>

<http://twitter.com/SMUSwimmingM>

<http://twitter.com/SMUTennisW>

<http://twitter.com/SMURowing>

<http://twitter.com/SMUGolfW>

### YouTube

<http://www.youtube.com/user/SMUMustangsAthletics>



## 2011 ROSTER

| NO. | NAME                | POS. | HT.  | WT. | YR. | EXP. | HOMETOWN/HS, JC or COLLEGE                 |
|-----|---------------------|------|------|-----|-----|------|--|
| 21  | Kenneth Acker       | DB   | 5-11 | 195 | So. | 1L   | Portland, Ore./Grant                       |
| 29  | Terry Andersen      | DB   | 5-10 | 170 | So. | SQ   | San Antonio, Texas/Alamo Heights           |
| 23  | Chris Banjo         | DB   | 5-10 | 195 | Sr. | 3L   | Sugar Land, Texas/Kempner                  |
| 94  | Beau Barnes         | DE   | 6-5  | 225 | Fr. | RS   | Friendswood, Texas/Friendswood             |
| 70  | Kelvin Beachum, Jr. | OL   | 6-3  | 306 | Sr. | 3L   | Mexia, Texas/Mexia                         |
| 11  | Cole Beasley        | WR   | 5-9  | 180 | Sr. | 3L   | Little Elm, Texas/Little Elm               |
| 46  | John Bordano        | LB   | 6-2  | 230 | Fr. | RS   | New Braunfels, Texas/New Braunfels         |
| 79  | J.T. Brooks         | OL   | 6-5  | 330 | Sr. | 3L   | Arlington, Texas/Martin                    |
| 49  | Byron Brown         | LB   | 5-11 | 210 | Jr. | 2L   | Minden, La./Minden                         |
| 32  | Travis Carlile      | RB   | 5-11 | 220 | So. | 1L   | Evansville, Ind./North                     |
| 13  | Chris Castro        | DB   | 5-8  | 207 | Sr. | 3L   | Allen, Texas/Allen                         |
| 25  | Larry Centers, Jr.  | WR   | 5-9  | 175 | Fr. | RS   | Tatum, Texas/Tatum                         |
| 67  | Bryan Collins       | OL   | 6-3  | 302 | Jr. | 2L   | Keller, Texas/Keller                       |
| 16  | Richard Crawford    | DB   | 5-11 | 190 | Sr. | 1L   | Mission Viejo, Calif./Saddleback CC        |
| 66  | Szymon Czerniak     | DL   | 6-4  | 268 | Sr. | 1L   | Houston, Texas/Stratford                   |
| 55  | Aaron Davis         | DT   | 6-3  | 245 | Jr. | 2L   | Elsinore, Calif./Elsinore                  |
| 56  | Ja'Gared Davis      | LB   | 6-1  | 220 | Jr. | 2L   | Crockett, Texas/Crockett                   |
| 75  | Ashton Duhe         | OL   | 6-3  | 316 | Fr. | RS   | Destrehan, La./Destrehan                   |
| 36  | Billy Dugal         | RB   | 6-2  | 219 | Jr. | SQ   | Norcross, Ga./Wesleyan School              |
| 8   | Bill Embody         | QB   | 6-0  | 185 | Fr. | RS   | Tampa, Fla./Carrollwood Day                |
| 76  | Josh Emshoff        | OL   | 6-4  | 264 | So. | 1L   | Lufkin, Texas/Lufkin                       |
| 65  | Jordan Favreau      | DL   | 6-2  | 280 | So. | 1L   | Coppell, Texas/Coppell                     |
| 16  | Ryan Foster         | QB   | 6-1  | 187 | Fr. | RS   | Plano, Texas/East                          |
| 9   | Marquis Frazier     | DL   | 6-3  | 287 | Sr. | 2L   | Garland, Texas/Navarro                     |
| 78  | Jordan Free         | OL   | 6-2  | 302 | Jr. | 2L   | Baton Rouge, La./Parkview Baptist          |
| 72  | Ben Gottschalk      | OL   | 6-5  | 275 | So. | 1L   | Sherman Oaks, Calif./Notre Dame            |
| 5   | Jeremy Gray         | DB   | 5-11 | 190 | So. | 1L   | Ashburn, Va./Briar Woods                   |
| 22  | Hayden Greenbauer   | DB   | 6-0  | 225 | Fr. | RS   | San Antonio, Texas/Tom C. Clark            |
| 90  | Kevin Grenier       | DE   | 6-4  | 259 | Sr. | 3L   | Tucson, Ariz./Salpointe                    |
| 26  | Kyle Guinyard       | WR   | 5-11 | 206 | Fr. | RS   | Ennis, Texas/Ennis                         |
| 26  | Brett Haness        | DB   | 6-1  | 178 | Jr. | 2L   | Santa Margarita, Calif./Catholic           |
| 88  | Bradley Haynes      | WR   | 6-3  | 237 | Sr. | 3L   | Mansfield, Texas/Summit                    |
| 81  | Keenan Holman       | WR   | 6-1  | 188 | So. | 1L   | Beaumont, Texas/Central                    |
| 86  | Marcus Holyfield    | WR   | 6-1  | 183 | So. | SQ   | Honolulu, Hawaii/Mid-Pacific               |
| 50  | Ben Hughes          | OL   | 6-4  | 271 | So. | 1L   | Sugar Land, Texas/Fort Bend Austin         |
| 92  | Margus Hunt         | DE   | 6-8  | 295 | Jr. | 2L   | Karksi-Nuia, Estonia/Gymnasium             |
| 3   | Darius Johnson      | WR   | 5-10 | 175 | Jr. | 1L   | Missouri City, Texas/Hightower             |
| 17  | Jeremy Johnson      | WR   | 6-1  | 175 | So. | SQ   | Tyler, Texas/John Tyler                    |
| 33  | Victor Jones        | LB   | 6-1  | 220 | Jr. | 2L   | Richland, Texas/Richland                   |
| 10  | Chayse Joubert      | WR   | 6-0  | 195 | So. | SQ   | Duncanville, Texas/Duncanville             |
| 30  | Randall Joyner      | LB   | 5-10 | 228 | So. | 1L   | Carrollton, Texas/Newman                   |
| 12  | Stephen Kaiser      | QB   | 6-3  | 217 | Fr. | RS   | Saint Louis, Mo./DeSmet                    |
| 48  | Zach Line           | RB   | 6-1  | 230 | Jr. | 2L   | Oxford, Mich./Oxford                       |
| 39  | Robert Lloyd        | DB   | 6-0  | 187 | So. | SQ   | Baton Rouge, La./University                |
| 5   | Cole Loftin         | WR   | 6-0  | 193 | So. | SQ   | Aledo, Texas/Aledo                         |
| 99  | Mike Loftus         | P/K  | 6-1  | 204 | Fr. | RS   | Anaheim, Calif./Servite                    |
| 4   | Bryce Lunday        | RB   | 5-8  | 185 | Sr. | 2L   | Sheridan, Ark./Sheridan                    |
| 84  | Steven McCormack    | WR   | 5-10 | 175 | So. | TR   | Katy, Texas/Seven Lakes                    |
| 15  | J.J. McDermott      | QB   | 6-4  | 227 | Sr. | 1L   | Katy, Texas/New Mexico St.                 |
| 47  | Will McDonald       | LB   | 6-2  | 217 | Fr. | RS   | New Vernon, N.J./Madison                   |
| 63  | Blake McJunkin      | OL   | 6-2  | 290 | Sr. | 3L   | Plano, Texas/Plano                         |
| 5   | Randy McKinnon      | DB   | 5-10 | 175 | Sr. | TR   | Jacksonville, Fla./Syracuse/Potter's House |
| 24  | Clay McMillian      | DB   | 6-0  | 180 | Fr. | RS   | Southlake, Texas/Southlake Carroll         |
| 60  | Christian Miller    | OL   | 6-5  | 301 | Fr. | RS   | Aledo, Texas/Aledo                         |
| 85  | Jordan Miller       | WR   | 6-5  | 215 | Fr. | RS   | Marietta, Ga./Holy Episcopal               |
| 34  | Robert Mojica       | DB   | 5-9  | 206 | Jr. | 2L   | Dana Point, Calif./Mater Dei               |
| 43  | Stephen Nelson      | WR   | 5-11 | 187 | So. | SQ   | Beaverton, Ore./Beaverton                  |
| 35  | Uchenna Nwabuike    | LB   | 6-1  | 217 | Fr. | RS   | Missouri City, Texas/Hightower             |

| NO. | NAME              | POS. | HT.  | WT. | YR. | EXP. | HOMETOWN/HS, JC or COLLEGE                 |
|-----|-------------------|------|------|-----|-----|------|--|
| 2   | Kyle Padron       | QB   | 6-4  | 233 | Jr. | 2L   | Southlake, Texas/Southlake Carroll         |
| 32  | Robert Parker     | LB   | 5-11 | 223 | Jr. | 1L   | Humble, Texas/Humble                       |
| 10  | Chris Parks       | DB   | 6-1  | 185 | So. | 1L   | Conroe, Texas/Conroe                       |
| 29  | Kevin Pope        | RB   | 5-10 | 225 | So. | SQ   | Mt. Enterprise, Texas/Mt. Enterprise       |
| 44  | Taylor Reed       | LB   | 6-0  | 221 | Jr. | 2L   | Beaumont, Texas/West Brook                 |
| 28  | Keith Robinson    | DB   | 5-9  | 191 | Jr. | 2L   | Atco, N.J./Winslow Township                |
| 50  | Cameron Rogers    | LB   | 6-0  | 230 | Jr. | 2L   | Abilene, Texas/Wylie                       |
| 59  | Lincoln Schick    | LB   | 6-2  | 242 | So. | SQ   | Southlake, Texas/Southlake Carroll         |
| 7   | Jay Scott         | DB   | 6-1  | 206 | So. | 1L   | Houston, Texas/Strake Jesuit               |
| 14  | Braden Smith      | LB   | 6-0  | 200 | Jr. | 2L   | Rockwall, Texas/Rockwall                   |
| 20  | Ryan Smith        | DB   | 5-11 | 191 | Jr. | 2L   | Houston, Texas/Lamar                       |
| 25  | Justin Sorrell    | DB   | 5-10 | 198 | Sr. | 1L   | Brenham, Texas/Blinn CC                    |
| 31  | Matt Stone        | P/K  | 6-1  | 180 | Jr. | SQ   | New Orleans, La./Metairie Park Country Day |
| 64  | Bryce Tennison    | OL   | 6-3  | 290 | Sr. | 3L   | Austin, Texas/McNeil                       |
| 27  | Der'rikk Thompson | WR   | 6-0  | 190 | Fr. | RS   | Troup, Texas/Troup                         |
| 8   | Taylor Thompson   | DE   | 6-6  | 287 | Sr. | 3L   | Prosper, Texas/Prosper                     |
| 71  | Kelly Turner      | OL   | 6-1  | 301 | Sr. | 3L   | Dallas, Texas/Highland Park                |
| 53  | Mark Voosen       | DS   | 6-2  | 206 | Jr. | 2L   | New Braunfels, Texas/Canyon                |
| 96  | Jonathan Wallunas | DS   | 6-0  | 205 | Fr. | RS   | Diablo, Calif./De La Salle                 |
| 9   | Ryan Walker       | WR   | 6-0  | 190 | So. | SQ   | Southlake, Texas/Southlake Carroll         |
| 12  | Cody Worthen      | DB   | 5-11 | 205 | Jr. | TR   | Seabrook, Texas/Portland St.               |

## 2011 SPRING SIGNEES

| NAME               | POS. | HT.  | WT. | YR. | HOMETOWN/HS, JC or COLLEGE         |
|--------------------|------|------|-----|-----|------------------------------------|
| Caldwell Flores    | WR   | 6-1  | 175 | Fr. | Houston, Texas/St. John's          |
| Arrius Holleman    | WR   | 6-3  | 170 | Fr. | Lubbock, Texas/Monterey            |
| Christian Holloway | DE   | 6-5  | 240 | Fr. | Torrance, Calif./Bishop Montgomery |
| Maurice Hood       | DB   | 6-0  | 190 | Jr. | Tyler, Texas/Tyler J.C./Lee        |
| Rodney Hubert      | DB   | 5-11 | 165 | Fr. | Brenham, Texas/Brenham             |
| Nyle Johnson       | WR   | 6-0  | 185 | Fr. | Baton Rouge, La./Dunham School     |
| Darius Joseph      | WR   | 6-1  | 190 | Fr. | Abilene, Texas/Abilene             |
| Daren Kitchen      | DB   | 6-1  | 172 | Fr. | Houma, La./Vanderbilt Catholic     |
| Taylor Lasecki     | C    | 6-3  | 260 | Fr. | Frisco, Texas/Frisco               |
| Dontae Levingston  | OL   | 6-4  | 285 | Fr. | Harbor City, Calif./Narbonne       |
| Derek Longoria     | LB   | 6-3  | 205 | Fr. | Brownwood, Texas/Brownwood         |
| Davon Moreland     | LB   | 6-3  | 230 | Fr. | Los Angeles, Calif./Salesian       |
| K.C. Niemchi       | RB   | 6-1  | 195 | Fr. | Katy, Texas/Cinco Ranch            |
| Conner Preston     | QB   | 6-0  | 200 | Fr. | Gardena, Calif./Junipero Serra     |
| Taylor Reich       | OL   | 6-7  | 290 | Fr. | San Diego, Calif./Westview         |
| James Richardson   | DB   | 5-9  | 175 | Fr. | Baton Rouge, La./Central           |
| Jermaine Sams      | WR   | 5-11 | 177 | Fr. | Covington, La./St. Paul's          |
| Stephon Sanders    | DL   | 6-3  | 230 | Fr. | Mesquite, Texas/Horn               |
| Robert Seals       | DL   | 6-2  | 220 | Fr. | Pearland, Texas/Dawson             |
| Ronnell Sims       | WR   | 5-8  | 170 | Fr. | Abilene, Texas/Abilene             |
| Cameron Smith      | LB   | 6-2  | 240 | Fr. | Austin, Texas/McNeil               |
| Mike Sparling      | DB   | 6-2  | 175 | Fr. | LaHabra, Calif./LaHabra            |
| Jarrett Spencer    | DE   | 6-3  | 240 | Fr. | Rockwall, Texas/Rockwall           |
| Kris Weeks         | OL   | 6-5  | 300 | Fr. | Sachse, Texas/Sachse               |
| Rishaad Wimbley    | DT   | 6-0  | 295 | Fr. | Forney, Texas/Forney               |
| Zachary Wood       | DE   | 6-3  | 260 | Fr. | Rowlett, Texas/Rowlett             |
| Darrian Wright     | DT   | 6-2  | 280 | Fr. | Dayton, Texas/Dayton               |
| Jonathan Yenga     | LB   | 6-2  | 200 | Fr. | Euless, Texas/Trinity              |





# SOUTHERN MISS

## GOLDEN EAGLES

### QUICK FACTS

**Location:**

Hattiesburg, Miss.

**Founded:**

1910

**Enrollment:**

16,000

**Nickname:**

Golden Eagles

**Colors:**

Black and Gold

**Stadium:**

Carlisle-Faulkner Field at M.M. Roberts Stadium (36,000)

**President:**

Dr. Martha D. Saunders

**Faculty Athletics Representative:**

Dr. Dennis Phillips

**Athletics Director:**

Richard Giannini

**Senior Woman Administrator:**

Sonya Varnell

**Basic Offense:**

Spread

**Basic Defense:**

4-3

### SPORTS INFORMATION

**Assistant AD/Football Contact:**

Jack Duggan

**Office Phone:**

601/266-4503

**Cell Phone:**

601/596-5637

**Fax:**

601/266-4507

**E-Mail:**

jack.duggan@usm.edu

**Website:**

www.SouthernMiss.com

**Press Box Phone:**

601/266-5523

### KEY DATES

**Players Report:**

Sunday, Aug. 1

**Media/Fan Day:**

Saturday, Aug. 7

**Fall Classes Begin:**

Wednesday, Aug. 18

## Larry Fedora HEAD COACH

Alma Mater: Austin College '85

Record at Southern Miss: 22-17 (.564) 3 Seasons

Career Record: 22-17 (.564) 3 Seasons

Hometown: College Station, Texas


Birthdate: September 10, 1962



Dr. Martha D. Saunders,  
President



Richard Giannini,  
Athletics Director



Sonya Varnell, SWA



Jack Duggan, SID



Larry Fedora

## 2011 SCHEDULE

| DATE                  | OPPONENT                | TV             | TIME         |
|-----------------------|-------------------------|----------------|--------------|
| Sept. 3               | LOUISIANA TECH          | (FSN)          | 9:00p        |
| <b>Sept. 10</b>       | <b>at Marshall</b>      | <b>(CSS)</b>   | <b>2:30p</b> |
| Sept. 17              | SOUTHEASTERN LOUISIANA  |                | 6:00p        |
| Sept. 24              | at Virginia             |                | TBA          |
| <b>Oct. 1</b>         | <b>RICE</b>             | <b>(CSS)</b>   | <b>6:30p</b> |
| Oct. 8                | at Navy                 | (CBSSN)        | 2:30p        |
| <b>Oct. 22</b>        | <b>SMU</b>              | <b>(CBSSN)</b> | <b>7:00p</b> |
| <b>Oct. 29</b>        | <b>at UTEP</b>          | <b>(CBSSN)</b> | <b>7:00p</b> |
| <b>Nov. 5</b>         | <b>at East Carolina</b> | <b>(CSS)</b>   | <b>3:00p</b> |
| <b>Nov. 12</b>        | <b>UCF</b>              | <b>(CBSSN)</b> | <b>7:00p</b> |
| <b>Nov. 17 (Thu.)</b> | <b>at UAB</b>           | <b>(CBSSN)</b> | <b>7:00p</b> |
| <b>Nov. 26</b>        | <b>MEMPHIS</b>          | <b>(CSS)</b>   | <b>3:00p</b> |

**Conference games in bold italics**

Home games in ALL CAPS

All times are Central and subject to change



# SOUTHERN MISS



Corey Williams

## 2011 PRESEASON RETURNEES

### LETTERMEN

Returning/Lost: 44/18

### STARTERS

Offensive Returning/Lost: 8/3

Defensive Returning/Lost: 7/4

Special Teams Returning/Lost: 4/0

### OFFENSIVE STARTERS RETURNING

QB Austin Davis  
 LT Lamar Holmes  
 LG Joe Duhon  
 RT Darius Barnes  
 FB Bruce Johnson  
 RB Kendrick Hardy  
 WR Quentin Pierce  
 WR Kelvin Bolden

### DEFENSIVE STARTERS RETURNING

DE Octavius Thomas  
 Rock Cordarro Law  
 WB Ronnie Thornton  
 MLB Corey Williams  
 SLB Jamie Collins  
 BC Deron Wilson  
 FS Kendrick Presley

### SPECIALISTS RETURNING

K Daniel Hrapmann  
 P Peter Boehme  
 KR Tracy Lampley  
 PR Tracy Lampley

### KEY LOSSES

WR DeAndre Brown  
 C Cameron Zipp  
 G Alex Michael  
 TE Johdrick Morris  
 NT John Henderson  
 DT Anthony Gray  
 S Justin Wilson  
 CB C.J. Bailey  
 CB Chico Hunter

## 2010 RESULTS (8-5, 5-3 C-USA)

|            |                               |          |                    |            |
|------------|-------------------------------|----------|--------------------|------------|
| S2         | at South Carolina (ESPN)      | L        | 13-41              | 0-1        |
| S11        | PRAIRIE VIEW A&M              | W        | 34-7               | 1-1        |
| S17        | KANSAS (ESPN)                 | W        | 31-16              | 2-1        |
| S25        | at Louisiana Tech (ESPN3.com) | W        | 13-12              | 3-1        |
| <b>02</b>  | <b>MARSHALL (CBS C)</b>       | <b>W</b> | <b>41-16</b>       | <b>4-1</b> |
| <b>09</b>  | <b>EAST CAROLINA (CBS C)</b>  | <b>L</b> | <b>43-44</b>       | <b>4-2</b> |
| <b>016</b> | <b>at Memphis (CSS)</b>       | <b>W</b> | <b>41-19</b>       | <b>5-2</b> |
| <b>030</b> | <b>UAB (CSS)</b>              | <b>L</b> | <b>49-50 (2ot)</b> | <b>5-3</b> |
| <b>N6</b>  | <b>at Tulane</b>              | <b>W</b> | <b>46-30</b>       | <b>6-3</b> |
| <b>N13</b> | <b>at (23) UCF (CBS C)</b>    | <b>W</b> | <b>31-21</b>       | <b>7-3</b> |
| <b>N20</b> | <b>HOUSTON (CBS C)</b>        | <b>W</b> | <b>59-41</b>       | <b>8-3</b> |
| <b>N26</b> | <b>at Tulsa (CBS C)</b>       | <b>L</b> | <b>50-56</b>       | <b>8-4</b> |
| D21        | vs. Louisville                | L        | 28-31              | 8-5        |
|            | Beef 'O' Brady's Bowl         |          |                    |            |

## HEAD COACH LARRY FEDORA

Alma Mater: Austin College '85

## COACHING EXPERIENCE

2009- Southern Miss Head Coach - 22-17 (.564) 3 Seasons  
 2005-2007 Oklahoma State Offensive Coordinator  
 2002-2004 Florida Offensive Coordinator  
 1999-2001 Middle Tennessee Offensive Coordinator  
 1997-1998 Air Force Quarterbacks/Wide Receivers Coach  
 1991-1996 Baylor Wide Receivers/Tight Ends/Running Backs Coach  
 1987-1990 Garland H.S Assistant Coach  
 1986 Austin College Grad Assistant

## COACHING STAFF

Defensive Line: Deke Adams (Southern Miss '95)  
 Offensive Coordinator/Quarterbacks: Blake Anderson (Sam Houston State '92)  
 Defensive Coordinator/Safeties: Dan Disch (Florida State '81)  
 Wide Receivers: Walt Bell (Middle Tennessee '05)  
 Cornerbacks: Grady Brown (Alabama A&M '00)  
 Linebackers: David Duggan (New Hampshire '86)  
 Running Backs/Special Teams Coordinator: Pat Washington (Auburn '87)  
 Tight Ends: Robert Matthews (Georgia '99)  
 Offensive Line: Chris Kapilovic (Missouri State '92)  
 Director of Football Operations: Gary Camp (Baylor '91)  
 Director of HS Relations/Player Development: Barney Farrar (Delta State '83)

## FOOTBALL OFFICE

Phone: 601/266-4567 Fax: 601/266-6597





## NOTING THE EAGLES

- Southern Miss has posted 17 consecutive winning seasons, equaling a school record set from 1951-67. The Golden Eagles currently have the fourth-longest active streak of winning seasons among FBS schools, trailing only Florida State (29), Florida (20) and Virginia Tech (18).
- Southern Miss made its ninth consecutive bowl appearance last season when it faced Louisville in the Beef 'O' Brady's Bowl in St. Petersburg, Fla. That streak is the longest among C-USA schools.
- **Dan Disch** has been hired as the Golden Eagles new defensive coordinator after spending the previous six seasons at Illinois. With his hiring will come the switch from a 4-3 base defense to a 4-2-5 formation.
- Senior QB **Austin Davis** threw 20 TDs on the year, which gave him 53 in his career, breaking the school record held by Brett Favre and Lee Roberts.
- Junior RB **Desmond Johnson** rushed for 102 yards and a touchdown in the Beef 'O' Brady's Bowl, becoming the third Golden Eagle to rush for 100 yards this season (joining Davis and freshman RB Kendrick Hardy). Johnson was second on the team with 611 rushing yards, trailing Hardy's 903 yards on the ground.
- The Golden Eagles scored 40 or more points in seven of the last nine games last season and USM scored in 29 of the final 30 quarters and two OT periods.
- The offense reached the 5,000-yard mark for third straight season in 2010 as the Golden Eagles tallied 5,894 yards.

## 2010 TEAM STATISTICS

| Category                       | Southern Miss | Opponents  |
|--------------------------------|---------------|------------|
| First Downs                    | 315           | 256        |
| Rushes-Yards                   | 559-2611      | 405-1469   |
| Rushing Yards/Game             | 200.8         | 113.0      |
| Passes Att./Comp./Int.         | 294-471-8     | 248-430-16 |
| Completion Pct.                | .624          | .577       |
| Passing Yards                  | 3283          | 3164       |
| Passing Yards/Game             | 252.5         | 243.4      |
| Total Off. Plays/Yds           | 853-5894      | 653-4633   |
| Total Offense/Game             | 453.4         | 356.4      |
| Punts-Average                  | 56-38.8       | 74-39.0    |
| Punt Returns-Yards             | 30-217        | 15-85      |
| Kickoff Returns-Yards          | 57-1324       | 81-1981    |
| Interceptions-Yards            | 16-118        | 8-93       |
| Fumbles-Lost                   | 16-9          | 20-10      |
| Penalties-Yards                | 98-925        | 78-598     |
| 3rd Down Conversions           | 105-215       | 58-169     |
| 3rd Down Conversion Percentage | .488          | .343       |
| 4th Down Conversions           | 8-15          | 9-13       |
| 4th Down Conversion Percentage | .533          | .692       |
| Sacks By-Yards                 | 27-152        | 17-106     |
| Avg. Time of Possession        | 32:19         | 27:41      |

## 2010 INDIVIDUAL LEADERS

| Rushing         | Att. | Yds. | Avg. | TD | Long |
|-----------------|------|------|------|----|------|
| Kendrick Hardy  | 139  | 903  | 6.5  | 7  | 60   |
| Desmond Johnson | 115  | 611  | 5.3  | 8  | 62   |
| Austin Davis    | 145  | 452  | 3.1  | 10 | 29   |
| TOTALS          | 559  | 2916 | 4.7  | 28 | 62   |

| Passing          | Comp. | Att. | Pct. | INT | Yards | TD |
|------------------|-------|------|------|-----|-------|----|
| Austin Davis     | 278   | 442  | .629 | 6   | 3103  | 20 |
| Martavious Young | 12    | 23   | .522 | 1   | 132   | 1  |
| TOTALS           | 294   | 471  | .624 | 8   | 3283  | 24 |

| Receiving       | Rec | Yds. | Avg. | TD | Long |
|-----------------|-----|------|------|----|------|
| Johdrick Morris | 50  | 684  | 13.7 | 4  | 55   |
| Kelvin Bolden   | 46  | 722  | 15.7 | 6  | 56   |
| Quentin Pierce  | 38  | 454  | 11.9 | 4  | 67   |
| TOTALS          | 294 | 3283 | 11.2 | 24 | 67   |

| Field Goals    | Made-Att. | Pct. | Long |
|----------------|-----------|------|------|
| Danny Hrapmann | 26-31     | .839 | 54   |
| TOTALS         | 26-31     | .839 | 54   |

| Punting      | No. | Yards | Avg. | In 20 | Long |
|--------------|-----|-------|------|-------|------|
| Peter Boehme | 50  | 1960  | 39.2 | 19    | 61   |
| TOTALS       | 56  | 2175  | 38.8 | 20    | 61   |

| Tackles          | Solos | Ast | Total |
|------------------|-------|-----|-------|
| Korey Williams   | 47    | 45  | 92    |
| Jamie Collins    | 45    | 31  | 76    |
| Kendrick Presley | 48    | 15  | 63    |
| Ronnie Thornton  | 28    | 33  | 61    |
| Chico Hunter     | 35    | 19  | 54    |
| TOTALS           | 477   | 372 | 849   |

| Interceptions | No. | Yds. | Avg. | TD |
|---------------|-----|------|------|----|
| Justin Wilson | 4   | 17   | 4.2  | 0  |
| Deron Wilson  | 3   | 38   | 12.7 | 1  |
| TOTALS        | 16  | 118  | 7.4  | 2  |

## FOLLOW THE EAGLES ONLINE

### Official Website

[www.SouthernMiss.com](http://www.SouthernMiss.com)

### Facebook

Southern Miss Athletics

### Twitter

<http://twitter.com/USMGoldenEagles>

<http://twitter.com/CoachFedora>



# SOUTHERN MISS

## 2011 ROSTER

| NO. | NAME             | POS. | HT.  | WT. | YR. | EXP. | HOMETOWN/HS, JC or COLLEGE                 |
|-----|------------------|------|------|-----|-----|------|--|
| 33  | Corey Acosta     | PK   | 5-10 | 182 | Fr. | RS   | Memphis, Tenn./Christian Brothers          |
| 80  | Ryan Balentine   | WR   | 6-1  | 176 | Sr. | 2L   | Killeen, Texas/Trinity Valley JC           |
| 51  | Darius Barnes    | OL   | 6-4  | 315 | Jr. | 1L   | Memphis, Tenn./Westwood                    |
| 97  | Nic Bekkers      | DL   | 6-4  | 191 | Fr. | RS   | Perry, Ga./Westfield                       |
| 39  | Peter Boehme     | K/P  | 5-11 | 222 | Jr. | 2L   | Birmingham, Ala./Oak Mountain              |
| 17  | Kelvin Bolden    | WR   | 6-0  | 161 | Sr. | 1L   | Ocean Springs, Miss./Miss. Gulf Coast CC   |
| 11  | Furious Bradley  | DB   | 5-8  | 150 | Fr. | RS   | Gulfport, Miss./Harrison Central           |
| 61  | James Brady      | OL   | 6-4  | 277 | Sr. | 1L   | Carriere, Miss./Picayune                   |
| 65  | O.C. Brown       | OL   | 6-2  | 305 | Fr. | RS   | Germantown, Tenn./Manassas                 |
| 70  | Vincent Brown    | OL   | 6-5  | 313 | So. | TR   | Miami, Fla./ASA Institute                  |
| 94  | Andrew Burns     | DL   | 6-4  | 267 | Sr. | 2L   | Columbiana, Ala./Shelby County             |
| 13  | Chris Campbell   | QB   | 6-4  | 197 | So. | SQ   | Collierville, Tenn./Briarcrest Christian   |
| 22  | Jamie Collins    | LB   | 6-3  | 231 | Jr. | 2L   | McCall Creek, Miss./Franklin County        |
| 28  | Jacorius Cotton  | DB   | 5-9  | 186 | So. | SQ   | LaGrange, Ga./Troup County                 |
| 19  | Chad Cox         | DB   | 5-9  | 165 | Fr. | HS   | Moss Point, Miss./Moss Point               |
| 74  | Casey D'Angelo   | OL   | 5-11 | 268 | Fr. | TR   | Madisonville, La./Mississippi College      |
| 12  | Austin Davis     | QB   | 6-2  | 200 | Sr. | 3L   | Meridian, Miss./West Lauderdale            |
| 63  | Zach Draper      | OL   | 6-2  | 354 | Fr. | HS   | Tanner, Ala./Tanner                        |
| 68  | Joe Duhon        | OL   | 6-2  | 295 | Jr. | 1L   | Lake Charles, La./Washington-Marion        |
| 12  | Patrick Durr     | DB   | 5-9  | 189 | Fr. | HS   | Brandon, Miss./Brandon                     |
| 75  | Thomas Edenfield | OL   | 6-5  | 293 | Sr. | 1L   | Jacksonville, Fla./College of the Sequoias |
| 16  | Arsenio Favor    | QB   | 6-3  | 226 | Fr. | RS   | Montgomery, Ala./Stanhope Elmore           |
| 76  | David Fowler     | OL   | 6-3  | 305 | Fr. | RS   | Daphne, Ala./Daphne                        |
| 50  | Darrion Goudy    | LB   | 5-9  | 202 | Fr. | RS   | Meridian, Miss./Southeast Lauderdale       |
| 43  | Tim Green        | LB   | 6-3  | 226 | Sr. | 2L   | Columbia, S.C./Spring Valley               |
| 78  | Jonathan Guerry  | OL   | 6-4  | 302 | So. | 1L   | Columbus, Miss./New Hope                   |
| 81  | Ryan Hanks       | TE   | 6-5  | 231 | Jr. | 2L   | Pace, Fla./Pace                            |
| 29  | Kendrick Hardy   | RB   | 6-0  | 217 | So. | 1L   | Monticello, Miss./Lawrence                 |
| 21  | Jeremy Hester    | RB   | 5-6  | 172 | So. | 1L   | Panama City, Fla./Arnold                   |
| 93  | Logan Hickman    | DL   | 6-3  | 257 | Sr. | 3L   | Gulf Shores, Ala./Gulf Shore               |
| 85  | Khiary Hill      | WR   | 5-11 | 151 | Fr. | SQ   | Mobile, Ala./B.C. Rain                     |
| 72  | Lamar Holmes     | OL   | 6-6  | 336 | Sr. | 1L   | Gastonia, N.C./Itawamba CC                 |
| 37  | Alan Howze       | LB   | 6-2  | 225 | So. | 1L   | Ocean Springs, Miss./Ocean Springs         |
| 34  | Danny Hrapmann   | PK   | 5-9  | 160 | Sr. | 2L   | New Orleans, La./Southeastern Louisiana    |
| 6   | Reggie Hunt      | DB   | 5-8  | 174 | Sr. | 1L   | Robertsdale, Ala./Copiah-Lincoln CC        |
| 36  | Bruce Johnson    | RB   | 5-9  | 227 | So. | SQ   | Alpharetta, Ga./Blessed Trinity            |
| 17  | Clifford Johnson | DB   | 5-10 | 195 | Jr. | TR   | Jacksonville, Fla./LA Pierce CC            |
| 7   | Desmond Johnson  | RB   | 5-11 | 195 | Jr. | 1L   | Yazoo City, Miss./Yazoo City               |
| 5   | Jerrion Johnson  | DB   | 6-1  | 197 | So. | 1L   | Beaumont, Miss./Perry Central              |
| 91  | Dedrick Jones    | DL   | 6-3  | 250 | Sr. | 3L   | Bastrop, La./Bastrop                       |
| 53  | Ta'Dren Kennedy  | LB   | 5-8  | 212 | Fr. | RS   | Hattiesburg, Miss./Hattiesburg             |
| 1   | Tracy Lampley    | RB   | 5-9  | 169 | Jr. | 2L   | Waynesboro, Miss./Wayne County HS          |
| 49  | Cordarro Law     | DL   | 6-2  | 254 | Sr. | 3L   | Whitfield, Ala./Sumter County              |
| 22  | Laurice Lawrence | DB   | 5-7  | 175 | So. | SQ   | Memphis, Tenn./Melrose                     |
| 87  | Francisco Llanos | WR   | 5-8  | 159 | So. | 1L   | Tampa, Fla./Chamberlain                    |
| 14  | Tre Maddox       | DB   | 6-0  | 185 | So. | SQ   | Tallahassee, Fla./Godby                    |
| 24  | Anthony Madison  | LB   | 6-1  | 212 | So. | TR   | New Orleans, La./Tulane                    |
| 83  | Gary McCloud     | WR   | 5-11 | 205 | So. | Fr.  | Pompano Beach, Fla./Blanch Ely             |
| 99  | Dasman McCullum  | DL   | 6-3  | 235 | Fr. | RS   | Taylorville, Miss./Taylorville             |
| 92  | Chase Moore      | DS   | 6-2  | 256 | Fr. | RS   | Brandon, Miss./Brandon                     |
| 58  | Creighton Nelms  | DS   | 6-0  | 227 | Sr. | 1L   | Corinth, Miss./NE Mississippi CC           |
| 20  | Reynaldo Norwood | DB   | 5-7  | 160 | Fr. | RS   | Crystal Springs, Miss./Crystal Springs     |
| 3   | Cameron O'Neal   | DB   | 6-0  | 218 | Sr. | 3L   | Citronelle, Ala./Citronelle                |

| NO. | NAME               | POS. | HT.  | WT. | YR. | EXP. | HOMETOWN/HS, JC or COLLEGE          |
|-----|--------------------|------|------|-----|-----|------|-------------------------------------|
| 35  | Justin Penn        | LB   | 6-1  | 193 | Fr. | RS   | Bassfield, Miss./Bassfield          |
| 79  | Taylor Peterson    | OL   | 6-4  | 299 | Fr. | RS   | Auburn, Ala./Auburn                 |
| 85  | Quentin Pierce     | WR   | 5-11 | 176 | Jr. | 2L   | Mobile, Ala./Davidson               |
| 88  | Michael Pivnick    | WR   | 6-3  | 201 | So. | HS   | Ocean Springs, Miss./Ocean Springs  |
| 90  | Terrance Pope      | DL   | 6-3  | 285 | Sr. | 3L   | Batesville, Miss./South Panola      |
| 26  | Kendrick Presley   | DB   | 6-2  | 200 | Sr. | 3L   | Kosciusko, Miss./Kosciusko          |
| 77  | Ed Preston         | OL   | 6-4  | 302 | So. | SQ   | Bacliff, Texas/Dickinson            |
| 82  | Rashun Prince      | WR   | 6-0  | 176 | Jr. | TR   | Toms River, N.J./Georgia Military   |
| 62  | Austin Quattrochi  | OL   | 6-3  | 289 | Jr. | 2L   | Marietta, Ga./George Walton         |
| 69  | Seth Reedy         | OL   | 6-2  | 266 | Fr. | HS   | Piedmont, Ala./Piedmont             |
| 47  | Mario Richards     | RB   | 5-7  | 247 | So. | TR   | Copiah-Lincoln CC                   |
| 15  | Marcal Robinson    | DB   | 6-0  | 174 | Jr. | 2L   | Prichard, Ala./Vigor                |
| 89  | Joel Ross          | DL   | 6-1  | 299 | Jr. | 1L   | Gray, La./Vandebilt Catholic        |
| 25  | Darrell Sanders    | RB   | 5-8  | 182 | Fr. | RS   | Midfield, Ala./Midfield             |
| 86  | Justin Sims        | WR   | 5-7  | 166 | So. | SQ   | Stone Mountain, Ga./Redan           |
| 16  | Alex Smith         | DB   | 5-11 | 185 | So. | 1L   | McCall Creek, Miss./Franklin County |
| 41  | Ross Smith         | TE   | 6-3  | 239 | Sr. | 2L   | Purvis, Miss./Mississippi College   |
| 38  | Jeremy Snowden     | LB   | 6-3  | 220 | Sr. | 3L   | Gloster, Miss./Amite County         |
| 27  | William Spight     | WR   | 5-10 | 169 | Sr. | 1L   | Montgomery, Ala./Jefferson Davis    |
| 18  | Dominique Sullivan | WR   | 6-4  | 190 | So. | SQ   | Taylorville, Miss./Taylorville      |
| 9   | Octavius Thomas    | DL   | 6-3  | 228 | So. | 1L   | Carrollton, Ga./Mt. Zion            |
| 8   | Martez Thompson    | DB   | 6-0  | 198 | Jr. | JC   | Pascagoula, Miss./MGCCC             |
| 98  | Khyri Thornton     | DL   | 6-3  | 300 | So. | 1L   | Panama City, Fla./Bay               |
| 56  | Ronnie Thornton    | LB   | 6-3  | 229 | Sr. | 2L   | Miami, Fla./Miami Killian           |
| 9   | N'Gal Tillman      | DB   | 5-9  | 162 | Fr. | TR   | New Orleans, La./Tulane             |
| 23  | Markese Triplett   | WR   | 6-4  | 197 | So. | SQ   | Louisville, Miss./Louisville        |
| 31  | Alexander Walters  | DB   | 5-10 | 159 | So. | SQ   | Northport, Ala./Tuscaloosa County   |
| 60  | Adam Weathers      | DS   | 5-10 | 196 | Jr. | SQ   | Quitman, Miss./Meridian CC          |
| 84  | Mark Weathersby    | TE   | 6-1  | 250 | Jr. | TR   | Magee, Miss./West Alabama           |
| 52  | Jason Weaver       | OL   | 6-5  | 316 | Sr. | 1L   | New Orleans, La./Arizona Western CC |
| 29  | Marquese Wheaton   | DB   | 5-10 | 177 | Sr. | 1L   | Phoenix, Ariz./Phoenix CC           |
| 67  | Dyron White        | OL   | 6-5  | 316 | Jr. | SQ   | Slidell, La./Slidell                |
| 42  | Korey Williams     | LB   | 6-2  | 243 | Sr. | 3L   | New Orleans, La./Edna Karr          |
| 7   | Deron Wilson       | DB   | 5-10 | 176 | So. | 1L   | New Orleans, La./O. Perry Walker    |
| 26  | Jamal Woodyard     | RB   | 5-8  | 200 | Fr. | RS   | Fairhope, Ala./Fairhope             |
| 54  | Nathaniel Worrell  | OL   | 6-5  | 269 | So. | SQ   | Pearl, Miss./Pearl                  |

## 2011 SPRING SIGNEES

| NAME               | POS. | HT.  | WT. | YR. | HOMETOWN/HS, JC or COLLEGE                 |
|--------------------|------|------|-----|-----|--|
| Tray Becton-Martin | WR   | 5-10 | 160 | Fr. | Eads, Tenn./Briarcrest Christian           |
| Chris Briggs       | WR   | 6-4  | 195 | Fr. | Franklinton, La./Franklinton               |
| Michael Brinson    | DT   | 6-4  | 260 | Fr. | Flowood, Miss./University Christian School |
| Vincent Brown      | OL   | 6-6  | 315 | So. | Miami, Fla./ASA Institute                  |
| Garrett Clark      | OL   | 6-4  | 286 | Fr. | Suwanee, Ga./North Gwinnett                |
| Jordan Greene      | OL   | 6-3  | 270 | Fr. | New Orleans, La./Brother Martin            |
| Cooper Harrington  | WR   | 6-0  | 180 | Fr. | Birmingham, Ala./Briarwood Christian       |
| Cortez Hartzog     | DT   | 6-4  | 295 | Fr. | Gulfport, Miss./Gulfport                   |
| Rashod Hill        | OL   | 6-6  | 265 | Fr. | Jacksonville, Fla./Ed White                |
| Collin Jarbo       | TE   | 6-3  | 226 | Fr. | Gadsden, Ala./Gaston                       |
| Clifford Johnson   | DB   | 5-11 | 180 | Jr. | Jacksonville, Fla./Pierce CC               |
| Emmanuel Johnson   | ATH  | 5-11 | 175 | Fr. | McKenzie, Ala./McKenzie                    |
| Trent Johnson      | LB   | 6-2  | 206 | Fr. | Memphis, Tenn./Christian Brothers          |
| Ricky Lloyd        | QB   | 6-2  | 185 | Fr. | Concord, Calif./Concord                    |
| Max Mason          | TE   | 6-7  | 215 | Fr. | Kennesaw, Ga./North Cobb                   |
| Rakeem Nunez       | DL   | 6-3  | 300 | Fr. | Phenix City, Ala./Central                  |
| Lance Schuffert    | DS   | 6-2  | 245 | Fr. | Prattville, Ala./Prattville                |
| Chauncey Smith     | LB   | 5-11 | 230 | Fr. | LaGrange, Ga./LaGrange                     |
| Michael Smith      | DE   | 6-5  | 222 | Fr. | Birmingham, Ala./Wenonah                   |
| Jhyryn Taylor      | WR   | 6-0  | 175 | Jr. | Franklinton, La./Pearl River CC            |
| Martez Thompson    | DB   | 6-1  | 200 | Jr. | Pascagoula, Miss./Miss. Gulf Coast CC      |
| Keivondre Watford  | TE   | 6-4  | 215 | Fr. | Tuscaloosa, Ala./Central                   |
| Ed Wilkins         | DB   | 5-10 | 165 | Fr. | McDonough, Ga./Union Grove                 |
| Khalid Wilson      | DT   | 6-1  | 300 | Jr. | New Orleans, La./East Central CC           |
| Terrick Wright     | LB   | 6-2  | 205 | Fr. | Gadsden, Ala./Gadsden City                 |



# TULANE

## GREEN WAVE

### QUICK FACTS

**Location:**

New Orleans, La.

**Founded:**

1834

**Enrollment:**

12,622

**Nickname:**

Green Wave

**Colors:**

Olive Green and Sky Blue

**Stadium:**

Louisiana Superdome (69,703)

**President:**

Dr. Scott Cowen

**Faculty Athletics Representative:**

Michael Hogg

**Athletics Director:**

Rick Dickson

**Senior Woman Administrator:**

Maria Woods

**Basic Offense:**

Multiple

**Basic Defense:**

Multiple

### SPORTS INFORMATION

**Assistant AD/Football SID:**

Roger Dunaway

**Office Phone:**

504/862-8240

**Cell Phone:**

504/452-2906

**Fax:**

504/865-5379

**E-Mail:**

roger@tulane.edu

**Website:**

www.TulaneGreenWave.com

**Press Box Phone:**

504/558-5437

### KEY DATES

**Players Report:**

Sunday, Aug. 7

**Media Day:**

Wednesday, Aug. 10

**Fan Day:**

Tuesday, Aug. 20

## Bob Toledo

 HEAD COACH

Alma Mater: San Francisco State '68

Record at Tulane: 13-35 (.271) 4 Seasons

Career Record: 91-103 (.469) 17 Seasons

Hometown: San Jose, Calif.

Birthdate: March 4, 1946



Dr. Scott Cowen,  
President



Rick Dickson,  
Athletics Director



Maria Woods, SWA



Roger Dunaway, SID



Bob Toledo

### 2011 SCHEDULE

| DATE                  | OPPONENT                    | TV             | TIME          |
|-----------------------|-----------------------------|----------------|---------------|
| Sept. 3               | SOUTHEASTERN LOUISIANA      |                | 2:30p         |
| <b>Sept. 10</b>       | <b>TULSA</b>                | <b>(CST)</b>   | <b>2:30p</b>  |
| <b>Sept. 17</b>       | <b>at UAB</b>               |                | <b>3:00p</b>  |
| Sept. 24              | at Duke                     |                | TBA           |
| Oct. 1                | at Army                     | (CBSSN)        | 11:00a        |
| Oct. 8                | SYRACUSE                    | (CST)          | 7:00p         |
| <b>Oct. 15</b>        | <b>UTEP</b>                 |                | <b>2:30p</b>  |
| <b>Oct. 22</b>        | <b>MEMPHIS (Homecoming)</b> |                | <b>2:30p</b>  |
| <b>Oct. 29</b>        | <b>at East Carolina</b>     |                | <b>TBA</b>    |
| <b>Nov. 5</b>         | <b>at SMU</b>               |                | <b>2:00p</b>  |
| <b>Nov. 10 (Thu.)</b> | <b>HOUSTON</b>              | <b>(CBSSN)</b> | <b>7:00p</b>  |
| <b>Nov. 19</b>        | <b>at Rice</b>              |                | <b>2:30p</b>  |
| <b>Nov. 26</b>        | <b>at Hawai'i</b>           |                | <b>10:00p</b> |

**Conference games in bold italics**

Home games in ALL CAPS

All times are Central and subject to change



Orleans Darkwa

## 2011 PRESEASON RETURNEES

### LETTERMEN

Returning/Lost: 50/20

### STARTERS

Offensive Returning/Lost: 7/4

Defensive Returning/Lost: 7/4

Special Teams Returning/Lost: 3/0

### OFFENSIVE STARTERS RETURNING

|    |                |
|----|----------------|
| QB | Ryan Griffin   |
| RB | Orleans Darkwa |
| OG | Harris Howard  |
| OT | Eric Jones     |
| OG | Zach Morgan    |
| WR | Ryan Grant     |
| WR | Joe Kemp       |

### DEFENSIVE STARTERS RETURNING

|    |               |
|----|---------------|
| DT | Chris Asumnu  |
| DE | Austen Jacks  |
| DE | Dezman Moses  |
| LB | Trent Mackey  |
| LB | Darryl Farley |
| NB | Ryan Travis   |
| S  | Shakiel Smith |

### SPECIALISTS RETURNING

|    |                    |
|----|--------------------|
| K  | Cairo Santos       |
| P  | Jonathan Ginsburgh |
| DS | John Edwards       |

### KEY LOSSES

|    |                  |
|----|------------------|
| TE | Cody Sparks      |
| WR | Casey Robottom   |
| WR | D.J. Banks       |
| OL | Andrew Nierman   |
| OL | Pete Hendrickson |
| DT | Justin Adams     |

## 2010 RESULTS (4-8, 2-6 C-USA)

|            |                            |          |              |            |
|------------|----------------------------|----------|--------------|------------|
| S2         | SOUTHEASTERN LOUISIANA     | W        | 27-21        | 1-0        |
| S11        | MISSISSIPPI (ESPN 2)       | L        | 13-27        | 1-1        |
| <b>S25</b> | <b>at Houston (CBS C)</b>  | <b>L</b> | <b>23-42</b> | <b>1-2</b> |
| O2         | at Rutgers (ESPN3.com)     | W        | 17-14        | 2-2        |
| O9         | ARMY                       | L        | 23-41        | 2-3        |
| <b>O16</b> | <b>at Tulsa</b>            | <b>L</b> | <b>24-52</b> | <b>2-4</b> |
| <b>O23</b> | <b>at UTEP</b>             | <b>W</b> | <b>34-24</b> | <b>3-4</b> |
| <b>O30</b> | <b>SMU</b>                 | <b>L</b> | <b>17-31</b> | <b>3-5</b> |
| <b>N6</b>  | <b>SOUTHERN MISS</b>       | <b>L</b> | <b>30-46</b> | <b>3-6</b> |
| <b>N13</b> | <b>RICE</b>                | <b>W</b> | <b>54-49</b> | <b>4-6</b> |
| <b>N20</b> | <b>UCF</b>                 | <b>L</b> | <b>14-61</b> | <b>4-7</b> |
| <b>N27</b> | <b>at Marshall (CBS C)</b> | <b>L</b> | <b>23-38</b> | <b>4-8</b> |

## HEAD COACH BOB TOLEDO

Alma Mater: San Francisco State '68

### COACHING EXPERIENCE

|  |   |
|--|---|
| 2007-                                    | Tulane Head Coach - 13-35 (.271) 4 Seasons            |
| 2006                                     | New Mexico Assistant Head Coach/Offensive Coordinator |
| 1996-02                                  | UCLA Head Coach - 49-32 (.605) - 7 seasons            |
| 1994-95                                  | UCLA Offensive Coordinator                            |
| 1989-93                                  | Texas A&M Offensive Coordinator/Quarterbacks          |
| 1983-88                                  | Oregon Asst. Head Coach/Offensive Coordinator         |
| 1979-82                                  | Pacific Head Coach - 14-30 (.318) - 4 seasons         |
| 1976-78                                  | Southern California Secondary Coach                   |
| 1974-75                                  | Cal Riverside Head Coach - 15-6 (.714) - 2 seasons    |
| 1973                                     | Cal Riverside Offensive Coordinator                   |
| 1970-72                                  | Riordan H.S. Head Varsity Coach                       |
| 1969                                     | Riordan H.S. Head Freshman Coach                      |
| Career Record: 87-95 (.478) - 16 Seasons |   |

### COACHING STAFF

|                                  |                                      |
|----------------------------------|--------------------------------------|
| Quarterbacks:                    | Rickey Bustle (Clemson '76)          |
| Defensive Coordinator:           | Steve Stanard (Nebraska '89)         |
| Running Backs:                   | Greg Davis Jr. (Nicholls State '94)  |
| Linebackers:                     | Doug Colman (Nebraska '02)           |
| Defensive Line, Special Teams:   | John Hendrick (Pitt, 1982)           |
| Offensive Line:                  | Mark Hutson (Oklahoma '89)           |
| Secondary & Nickel:              | Tom Hayes (Iowa '71)                 |
| TE's/Recruiting:                 | Doug Lichtenberger (Cal Poly '98)    |
| Secondary:                       | Jason Rollins (McNeese State '96)    |
| Wide Receivers:                  | Thomas Woods (Tennessee '96)         |
| Director of Football Operations: | David Fox (Drake '94)                |
| Graduate Assistant/Offense:      | Andrew Nierman (Tulane '11)          |
| Graduate Assistant/Defense:      | Stephen Weins (Western Michigan '09) |

### FOOTBALL OFFICE

Phone: 504/865-5355

Fax: 504/865-5379





## NOTING THE GREEN WAVE

- Tulane returns 50 letterwinners, including 17 starters (7-offense; 7-defense; 3-special teams), and features 22 newcomers for the 2011 campaign.
- Sophomore RB **Orleans Darkwa** established a new single-season rushing total by a freshman running back last season with 925 yards on 184 carries and also set a new single-season rushing TD total by a freshman with 11, which is tied for the second-most in one season by any Tulane back. He eclipsed former Tulane great Mewelde Moore's mark of 860 yards set in 2000 and Jamaican Darte'z's freshman rushing touchdown total of 10 set in 1995.
- Junior LB **Trent Mackey** was one of the nation's leaders in tackles in his first season in a Green Wave uniform. He started every game and logged 124 tackles (63 solo), ranking third among C-USA players and 17th nationally. Mackey ranked among the nation's top-20 the entire season, including two weeks at No. 1. He notched 10-plus tackles in eight of 12 games, including a career-best 17 vs. Army.
- Cairo Santos** was a true freshman who played in all 12 games in 2010 and paced the team with 71 points after connecting on 13-of-16 field goal tries (.813) and 32-of-33 PATs (.970), and kicking off 57 times for 3,366 yards (59.1 avg.). He posted the most field goals made by a C-USA freshman.
- The 2011 Tulane football schedule will feature a 13-week slate with five non-conference opponents, including notable games against Syracuse, Duke, Army and Hawai'i, six home contests in the Louisiana Superdome and dates against seven teams that played in bowl games a year ago.

## 2010 TEAM STATISTICS

| Category                       | Tulane     | Opponents  |
|--------------------------------|------------|------------|
| First Downs                    | 256        | 234        |
| Rushes-Yards                   | 434-1530   | 466-2346   |
| Rushing Yards/Game             | 127.5      | 195.5      |
| Passes Att./Comp./Int.         | 268-465-12 | 172-319-10 |
| Completion Pct.                | .576       | .539       |
| Passing Yards                  | 2949       | 2335       |
| Passing Yards/Game             | 245.8      | 194.6      |
| Total Off. Plays/Yds           | 702-4479   | 638-4681   |
| Total Offense/Game             | 373.2      | 390.1      |
| Punts-Average                  | 71-39.5    | 55-40.1    |
| Punt Returns-Yards             | 19-97      | 27-263     |
| Kickoff Returns-Yards          | 71-1309    | 61-1646    |
| Interceptions-Yards            | 10-102     | 12-355     |
| Fumbles-Lost                   | 27-13      | 21-13      |
| Penalties-Yards                | 61-348     | 80-726     |
| 3rd Down Conversions           | 71-183     | 67-159     |
| 3rd Down Conversion Percentage | .388       | .421       |
| 4th Down Conversions           | 7-15       | 6-10       |
| 4th Down Conversion Percentage | .467       | .600       |
| Sacks By-Yards                 | 25-177     | 28-196     |
| Avg. Time of Possession        | 31:01      | 28:59      |

## 2010 INDIVIDUAL LEADERS

| Rushing         | Att. | Yds. | Avg. | TD | Long |
|-----------------|------|------|------|----|------|
| Orleans Darkwa  | 184  | 925  | 5.0  | 11 | 40   |
| Albert Williams | 86   | 370  | 4.3  | 1  | 27   |
| TOTALS          | 434  | 1530 | 3.5  | 17 | 40   |

| Passing      | Comp. | Att. | Pct. | INT | Yards | TD |
|--------------|-------|------|------|-----|-------|----|
| Ryan Griffin | 223   | 372  | .599 | 8   | 2371  | 8  |
| Kevin Moore  | 28    | 62   | .452 | 3   | 316   | 2  |
| TOTALS       | 268   | 465  | .576 | 12  | 2949  | 12 |

| Receiving      | Rec | Yds. | Avg. | TD | Long |
|----------------|-----|------|------|----|------|
| Casey Robottom | 56  | 663  | 11.8 | 4  | 43   |
| D.J. Banks     | 47  | 419  | 8.9  | 3  | 24   |
| Cody Sparks    | 43  | 427  | 9.9  | 6  | 38   |
| TOTALS         | 268 | 2949 | 11.0 | 19 | 73   |

| Field Goals  | Made-Att. | Pct. | Long |
|--------------|-----------|------|------|
| Cairo Santos | 13-16     | .812 | 39   |
| TOTALS       | 13-16     | .812 | 39   |

| Punting            | No. | Yards | Avg. | In 20 | Long |
|--------------------|-----|-------|------|-------|------|
| Jonathan Ginsburgh | 70  | 2802  | 40.0 | 19    | 73   |
| TOTALS             | 71  | 2802  | 39.5 | 19    | 73   |

| Tackles       | Solos | Ast | Total |
|---------------|-------|-----|-------|
| Trent Mackey  | 63    | 61  | 124   |
| Alex Wacha    | 42    | 49  | 91    |
| Shakiel Smith | 60    | 30  | 90    |
| Ryan Travis   | 44    | 23  | 67    |
| Austen Jacks  | 31    | 28  | 59    |
| TOTALS        | 467   | 376 | 843   |

| Interceptions | No. | Yds. | Avg. | TD |
|---------------|-----|------|------|----|
| Shakiel Smith | 3   | 68   | 22.7 | 0  |
| Phillip Davis | 3   | 2    | 0.7  | 0  |
| TOTALS        | 10  | 102  | 10.2 | 0  |

## FOLLOW THE GREEN WAVE ONLINE

### Official Website

[www.TulaneGreenWave.com](http://www.TulaneGreenWave.com)  
[www.OnlyatTulane.com](http://www.OnlyatTulane.com)

### Facebook

Tulane Athletics

### Twitter

<http://twitter.com/GreenWaveFB>

### Blog

<http://greenwaveblog.com>



## 2011 ROSTER

| NO. | NAME                | POS. | HT.  | WT. | YR. | EXP. | HOMETOWN/HS, JC or COLLEGE                      |
|-----|---------------------|------|------|-----|-----|------|---|
| 52  | Emmanuel Aluko      | OG   | 6-3  | 290 | Sr. | 3L   | Houston, Texas/Alief Elsie                      |
| 99  | Chris Asumnu        | DT   | 6-2  | 300 | Sr. | 3L   | Houston, Texas/Alief Elsie                      |
| 24  | Stephen Barnett     | RB   | 5-11 | 209 | Jr. | 2L   | Jacksonville, Fla./The Bolles School            |
| 90  | Wendell Beckwith    | DE   | 6-3  | 233 | So. | 1L   | Clinton, La./Clinton                            |
| 94  | Casey Blum          | DE   | 6-3  | 239 | Jr. | 2L   | Moorpark, Calif./Moorpark                       |
| 6   | Taylor Bullock      | QB   | 6-2  | 226 | Fr. | RS   | New Iberia, La./Catholic                        |
| 82  | Kevin Burris        | TE   | 6-2  | 240 | So. | 1L   | Watkinsville, Ga./North Oconee                  |
| 49  | Kerchal Byrd        | LB   | 6-0  | 216 | Fr. | RS   | Palmetto, Fla./Palmetto                         |
| 26  | Orleans Darkwa      | RB   | 5-11 | 200 | So. | RS   | Nashville, Tenn./The Ensworth School            |
| 18  | Jacob Davis         | WR   | 5-11 | 172 | Jr. | SQ   | Novato, Calif./Novato                           |
| 21  | Kyle Davis          | S    | 5-11 | 204 | So. | 1L   | San Antonio, Texas/Ronald Reagan                |
| 57  | Zach Davis          | LB   | 6-0  | 214 | So. | 1L   | Lawrenceville, Ga./Collins Hall                 |
| 47  | Cameron DeJean      | S    | 6-2  | 214 | Fr. | RS   | Lafayette, La./St. Thomas More                  |
| 97  | Shane Delery        | DT   | 6-3  | 274 | So. | 1L   | Kenner, La./Jesuit                              |
| 46  | JoJo Dobbs          | WR   | 6-2  | 185 | So. | SQ   | Washington, D.C./Walt Whitman                   |
| 70  | Sean Donnelly       | OT   | 6-8  | 306 | Fr. | RS   | Pelham, N.Y./Trinity Pawling                    |
| 87  | Josh Drum           | TE   | 6-4  | 240 | Fr. | HS   | Hoover, Ala./Spain Park                         |
| 15  | Taylor Echols       | S    | 6-3  | 197 | Sr. | 3L   | League City, Texas/Clear Creek                  |
| 56  | John Edwards        | DS   | 6-3  | 242 | Jr. | 2L   | Port Allen, La./Port Allen                      |
| 34  | Darryl Farley       | LB   | 5-11 | 228 | Jr. | 2L   | Atlanta, Ga./Grady                              |
| 8   | Steven Funderburk   | S    | 6-2  | 208 | Fr. | RS   | Port St. Lucie, Fla./Treasure Coast             |
| 16  | Jonathan Ginsburgh  | P    | 5-11 | 201 | So. | 1L   | Alexandria, La./Holy Savior Menard Central      |
| 3   | Ryan Grant          | WR   | 6-0  | 192 | Jr. | 2L   | Beaumont, Texas/West Brook                      |
| 11  | Ryan Griffin        | QB   | 6-5  | 215 | Jr. | 2L   | Westlake Village, Calif./Chaminade College Prep |
| 43  | Logan Hamilton      | LB   | 5-11 | 215 | So. | 1L   | Lake Charles, La./Barbe                         |
| 27  | Chris Hanuscin      | LB   | 5-7  | 178 | Jr. | SQ   | Los Angeles, Calif./Palisades                   |
| 29  | Keith Harvey II     | RB   | 5-8  | 175 | Fr. | SQ   | Lakewood, Calif./Mayfair                        |
| 96  | Mike Henry          | OT   | 6-5  | 289 | So. | 1L   | Marrero, La./John Curtis                        |
| 71  | Harris Howard       | OG   | 6-4  | 289 | Sr. | 3L   | Alpharetta, Ga./Blessed Trinity Catholic        |
| 69  | Pat Husain          | OT   | 6-6  | 298 | So. | 1L   | Evanston, Ill./Evanston Township                |
| 50  | Austen Jacks        | DE   | 6-3  | 245 | Jr. | 2L   | Winter Park, Fla./Winter Park                   |
| 79  | Eric Jones          | OT   | 6-6  | 302 | Jr. | 2L   | Hoover, Ala./Spain Park                         |
| 7   | Joe Kemp            | WR   | 6-4  | 211 | Sr. | 3L   | North Richland Hills, Texas/Richland Hills      |
| 17  | Alex Lauricella     | CB   | 5-10 | 183 | Jr. | 2L   | River Ridge, La./John Curtis                    |
| 20  | Trent Mackey        | LB   | 5-11 | 220 | Jr. | 1L   | Port Sulphur, La./Carencro                      |
| 72  | Rio Mares           | OG   | 6-5  | 305 | So. | 1L   | Corrales, N.M./Cibola                           |
| 88  | Matt Marfisi        | TE   | 6-5  | 242 | Fr. | RS   | Tomball, Texas/Tomball                          |
| 65  | Zach Morgan         | OG   | 6-2  | 294 | Jr. | 2L   | Lake Charles, La./Sam Houston                   |
| 30  | Peter Morreale      | LB   | 5-11 | 189 | Jr. | SQ   | Metairie, La./Archbishop Rummel                 |
| 6   | Dezman Moses        | DE   | 6-3  | 242 | Sr. | 1L   | Willingboro, N.J./Willingboro/Iowa              |
| 59  | Ray Oppman          | LB   | 6-1  | 220 | Fr. | RS   | Sugar Land, Texas/Clements                      |
| 37  | L.J. Parker         | CB   | 5-10 | 175 | Fr. | RS   | Port Allen, Texas/Port Allen                    |
| 12  | D.J. Ponder         | QB   | 6-2  | 200 | Jr. | 2L   | Baton Rouge, La./Catholic                       |
| 66  | Joey Ray            | C    | 6-2  | 304 | Sr. | 3L   | Spring, Texas/St. Thomas                        |
| 40  | Mitchell Reilly     | FB   | 6-1  | 245 | So. | SQ   | Montgomery, Ala./Trinity Presbyterian           |
| 42  | Kristofar Rhymes    | LB   | 6-0  | 220 | Sr. | 3L   | Houston, Texas/Thurgood Marshall                |
| 31  | Dominique Robertson | LB   | 6-0  | 190 | So. | 1L   | Cypress, Texas/Cypress Woo                      |
| 53  | Andre Robinson      | LB   | 6-1  | 215 | Fr. | RS   | Longwood, Fla./Lyman                            |
| 14  | Ryan Rome           | K    | 5-9  | 166 | So. | 1L   | Destrehan, La./Destrehan                        |
| 81  | Brock Sanders       | TE   | 6-3  | 248 | Jr. | 2L   | Johns Creek, Ga./Northview                      |
| 19  | Cairo Santos        | K    | 5-8  | 156 | So. | 1L   | St. Augustine, Fla./St. Joseph's                |

| NO. | NAME                | POS. | HT.  | WT. | YR. | EXP. | HOMETOWN/HS, JC or COLLEGE                   |
|-----|---------------------|------|------|-----|-----|------|--|
| 74  | Adam Skidmore       | OG   | 6-6  | 294 | Fr. | RS   | Academy                                      |
| 48  | Josh Smith          | DE   | 6-2  | 254 | Sr. | 3L   | Bayville, N.J./Central Regional              |
| 4   | Shakiel Smith       | S    | 6-0  | 197 | Jr. | 2L   | Thomaston, Ga./Upson-Lee                     |
| 44  | Kasey Stelly        | FB   | 6-1  | 252 | Sr. | 3L   | New Orleans, La./Edna Karr                   |
| 60  | Ben Stone           | C/OG | 6-3  | 288 | Fr. | RS   | Lafayette, La./St. Thomas More               |
| 13  | Derrick Strozier    | CB   | 5-6  | 174 | So. | 1L   | Natchitoches, La./St. Mary's                 |
| 84  | Stephen Suchy       | TE   | 6-3  | 212 | Jr. | 1L   | Orlando, Fla./Edgewater                      |
| 1   | Jordan Sullen       | CB   | 5-11 | 193 | Jr. | 2L   | East Bradenton, Fla./Southeast               |
| 22  | Jamar Thomas        | RB   | 5-11 | 194 | So. | 1L   | New Orleans, La./Edna Karr                   |
| 10  | Ryan Travis         | CB   | 5-11 | 167 | Jr. | 2L   | Baton Rouge, La./University Lab              |
| 9   | Wilson Van Hooser   | WR   | 5-11 | 194 | So. | 1L   | Plaquemine, La./Plaquemine                   |
| 18  | Devon Walker        | S    | 6-0  | 174 | Jr. | 2L   | Montgomery, Ala./Trinity Presbyterian School |
| 92  | Julius Warmesley    | DE   | 6-2  | 270 | So. | 1L   | New Orleans, La./Destrehan                   |
| 23  | Kendrell Washington | CB   | 5-9  | 166 | So. | 1L   | Baton Rouge, La./St. Michael/Army            |
| 33  | Kendrick Washington | CB   | 5-9  | 166 | So. | 1L   | Brenham, Texas/Brenham                       |
| 93  | Kenny Welcome       | DT   | 6-2  | 295 | Fr. | RS   | New Orleans, La./McDonogh 35                 |
| 25  | Albert Williams     | RB   | 5-9  | 194 | Sr. | 3L   | Beaumont, Texas/West Brook                   |
| 54  | Devin Williams      | DE   | 6-2  | 247 | So. | 1L   | Katy, Texas/Cinco Ranch                      |
| 27  | Carlos Wilson       | RB   | 5-10 | 195 | Fr. | SQ   | Grambling, La./Ruston                        |
| 98  | Cedric Wilson       | DT   | 6-2  | 288 | Sr. | 3L   | Sugar Land, Texas/Clements                   |

## 2011 SPRING SIGNEES

| NAME                | POS. | HT.  | WT. | YR. | HOMETOWN/HS, JC or COLLEGE                   |
|---------------------|------|------|-----|-----|--|
| Matthew Bailey      | LB   | 5-10 | 210 | Fr. | New Orleans, La./Edna Karr                   |
| Leon Blouin, IV     | QB   | 5-11 | 185 | Fr. | Geismar, La./Dutchtown                       |
| Devin Boutte        | WR   | 5-9  | 175 | Fr. | New Iberia, La./Catholic                     |
| Aaron Bryant        | DL   | 6-3  | 220 | Fr. | Katy, Texas/Seven Lakes                      |
| Lawrence Burl       | DL   | 6-3  | 210 | Fr. | New Orleans, La./St. Augustine               |
| Danté Butler        | RB   | 5-10 | 210 | Fr. | New Orleans, La./Brother Martin              |
| Josh Drum           | TE   | 6-4  | 240 | Fr. | Hoover, Ala./Spain Park                      |
| Marc Edwards        | WR   | 6-1  | 180 | Fr. | New Orleans, La./St. Augustine               |
| Robert Kelley       | RB   | 5-11 | 205 | Fr. | New Orleans, La./O. Perry Walker             |
| Brandon LeBeau      | DB   | 5-11 | 190 | Fr. | New Orleans, La./McMain                      |
| Michael Pierce, Jr. | DL   | 6-1  | 260 | Fr. | Daphne, Ala./Daphne                          |
| Corey Redwine       | DL   | 6-1  | 305 | Fr. | Fairburn, Ga./Creekside                      |
| Xavier Rush         | WR   | 6-2  | 195 | Fr. | Terry, Miss./Terry                           |
| Nick SanGiacomo     | QB   | 6-3  | 195 | Fr. | Barnegat, N.J./Barnegat                      |
| Sam Scofield        | DB   | 6-1  | 180 | Fr. | Lafayette, La./St. Thomas More               |
| Justyn Shackleford  | WR   | 6-0  | 175 | Fr. | Suwanee, Ga./Berkmar                         |
| Andrew Siden        | DL   | 6-3  | 240 | Fr. | Natick, Mass./Natick                         |
| Nate Skold          | OL   | 6-7  | 290 | Fr. | Omaha, Neb./Westside                         |
| Evan Tafford        | TE   | 6-5  | 240 | Fr. | Lafayette, La./St. Thomas More               |
| Renaldo Thomas      | DB   | 6-3  | 205 | Fr. | New Orleans, La./St. Augustine               |
| Greg Thomson        | TE   | 6-3  | 240 | Fr. | Skaneateles, N.Y./Christian Brothers Academy |
| Arturo Uzdavinis    | OL   | 6-7  | 290 | Fr. | Thonotosassa, Fla./Jesuit                    |





# TULSA

## GOLDEN HURRICANE

### QUICK FACTS

**Location:**  
Tulsa, Okla.

**Founded:**  
1894

**Enrollment:**  
4,200

**Nickname:**  
Golden Hurricane

**Colors:**  
Old Gold, Royal Blue, Crimson

**Stadium:**  
H.A. Chapman Stadium (30,000)

**President:**  
Dr. Steadman Upham

**Faculty Athletics Representative:**  
Chris Anderson

**Athletic Director:**  
Lawrence (Bubba) Cunningham

**Senior Woman Administrator:**  
Crista Troester

**Basic Offense:**  
Spread No-Huddle

**Basic Defense:**  
4-3

### SPORTS INFORMATION

**Associate A.D./Football SID:**  
Don Tomkalski

**Office Phone:**  
918/631-3200

**Cell Phone:**  
918/640-0683

**Fax:**  
918/631-3913

**E-Mail:**  
donald-tomkalski@utulsa.edu

**Website:**  
www.TulsaHurricane.com

**Press Box Phone:**  
918/631-5513 or 631-5514

### KEY DATES

**Newcomers Report:**  
Aug. 2

**Varsity Report:**  
Aug. 3

**Media Day:**  
Aug. 4

**Classes Begin:**  
Aug. 22

## Bill Blankenship HEAD COACH



Alma Mater: Tulsa '79  
Record at Tulsa: 0-0 (.000) First Season  
Career Record: 0-0 (.000) First Season  
Hometown: Spiro, Okla.  
Birthdate: December 12, 1956



Dr. Steadman Upham,  
President



Bubba Cunningham,  
Athletics Director



Crista Troester, SWA



Don Tomkalski, SID



Bill Blankenship

## 2011 SCHEDULE

| DATE                  | OPPONENT         | TV                  | TIME          |
|-----------------------|------------------|---------------------|---------------|
| Sept. 3               | at Oklahoma      | (FX)                | 7:00p         |
| <b>Sept. 10</b>       | <b>at Tulane</b> | <b>(CST)</b>        | <b>2:30p</b>  |
| Sept. 17              | OKLAHOMA STATE   | (FSN)               | 9:00p         |
| Sept. 24              | at Boise State   | (CBSSN)             | 7:00p         |
| Oct. 1                | NORTH TEXAS      |                     | 6:00p         |
| <b>Oct. 15</b>        | <b>UAB</b>       | <b>(CBSSN)</b>      | <b>7:00p</b>  |
| <b>Oct. 22</b>        | <b>at Rice</b>   | <b>(FSN)</b>        | <b>TBA</b>    |
| <b>Oct. 29</b>        | <b>SMU</b>       | <b>(FSN)</b>        | <b>2:30p</b>  |
| <b>Nov. 3 (Thu.)</b>  | <b>at UCF</b>    | <b>(CBSSN)</b>      | <b>7:00p</b>  |
| <b>Nov. 12</b>        | <b>MARSHALL</b>  | <b>(FSN)</b>        | <b>TBA</b>    |
| <b>Nov. 19</b>        | <b>at UTEP</b>   | <b>(TW El Paso)</b> | <b>7:00p</b>  |
| <b>Nov. 25 (Fri.)</b> | <b>HOUSTON</b>   | <b>(FSN)</b>        | <b>11:00a</b> |

**Conference games in bold italics**  
Home games in ALL CAPS  
All times are Central and subject to change



G.J. Kinne

## 2011 PRESEASON RETURNEES

### LETTERMEN

Returning/Lost: 51/14

### STARTERS

Offensive Returning/Lost: 10/1

Defensive Returning/Lost: 7/4

Special Teams Returning/Lost: 2/1

### OFFENSIVE STARTERS RETURNING

|    |                 |
|----|-----------------|
| QB | G.J. Kinne      |
| OT | Tyler Holmes    |
| OG | Clint Anderson  |
| C  | Trent Dupy      |
| RT | Brian DeShane   |
| OG | Stetson Burnett |
| WR | Damaris Johnson |
| WR | Ricky Johnson   |
| WR | Thomas Roberson |
| TE | Clay Sears      |

### DEFENSIVE STARTERS RETURNING

|    |                  |
|----|------------------|
| DE | Cory Dorris      |
| DE | Tyrunn Walker    |
| LB | Curnelius Arnick |
| LB | Shawn Jackson    |
| CB | John Flanders    |
| S  | Dexter McCoil    |
| S  | Marco Nelson     |

### SPECIALISTS RETURNING

|    |                   |
|----|-------------------|
| K  | Kevin Fitzpatrick |
| KR | Damaris Johnson   |
| PR | Damaris Johnson   |

### KEY LOSSES

|     |               |
|-----|---------------|
| H-B | Charles Clay  |
| NG  | Odrick Ray    |
| LB  | Tanner Antle  |
| CB  | Charles Davis |
| P   | Michael Such  |

## 2010 RESULTS (10-3, 6-2 C-USA)

|            |                                  |          |              |            |
|------------|----------------------------------|----------|--------------|------------|
| <b>S5</b>  | <b>at East Carolina (ESPN 2)</b> | <b>L</b> | <b>49-51</b> | <b>0-1</b> |
| S11        | BOWLING GREEN                    | W        | 33-20        | 1-1        |
| S18        | at Oklahoma State                | L        | 28-65        | 1-2        |
| S25        | CENTRAL ARKANSAS                 | W        | 41-14        | 2-2        |
| <b>02</b>  | <b>at Memphis</b>                | <b>W</b> | <b>48-7</b>  | <b>3-2</b> |
| <b>09</b>  | <b>at SMU</b>                    | <b>L</b> | <b>18-21</b> | <b>3-3</b> |
| <b>016</b> | <b>TULANE</b>                    | <b>W</b> | <b>52-24</b> | <b>4-3</b> |
| O30        | at Notre Dame (NBC)              | W        | 28-27        | 5-3        |
| <b>N6</b>  | <b>RICE</b>                      | <b>W</b> | <b>64-27</b> | <b>6-3</b> |
| <b>N13</b> | <b>at Houston (CBS C)</b>        | <b>W</b> | <b>28-25</b> | <b>7-3</b> |
| <b>N20</b> | <b>UTEP</b>                      | <b>W</b> | <b>31-28</b> | <b>8-3</b> |
| <b>N26</b> | <b>SOUTHERN MISS (CBS C)</b>     | <b>W</b> | <b>56-50</b> | <b>9-3</b> |
| D24        | at (25) Hawai'i                  | W        | 62-35        | 10-3       |
|            | Sheraton Hawai'i Bowl            |          |              |            |

## HEAD COACH BILL BLANKENSHIP

Alma Mater: Tulsa '79

### COACHING EXPERIENCE

|         |  |
|---------|--|
| 2011-   | Tulsa Head Coach - 0-0 (.000) First Season |
| 2010    | Tulsa Senior Associate Head Coach          |
| 2007-09 | Tulsa Assistant Head Coach                 |
| 1991-05 | Union High School Head Coach               |
| 1989-90 | Edmond Memorial High School Head Coach     |
| 1985-88 | Spiro High School Head Coach               |
| 1984    | Sapulpa High School Head Coach             |
| 1983    | Eastwood Christian High School             |

### COACHING STAFF

|                                    |                                       |
|------------------------------------|---------------------------------------|
| Defensive Coordinator/Linebackers: | Brent Guy (Oklahoma State '83)        |
| Secondary/Recruiting Coordinator:  | Van Malone (Texas '94)                |
| Secondary:                         | Jess Loepp (Central Oklahoma '00)     |
| Defensive Tackles:                 | Archie McDaniel (Texas A&M '07)       |
| Defensive Ends:                    | Adam Blankenship (Illinois State '08) |
| Offensive Coordinator/Receivers:   | Greg Peterson (Nebraska Wesleyan '84) |
| Offensive Line:                    | Denver Johnson (Tulsa '81)            |
| Asst. Head Coach/Tight Ends:       | Scott Downing (Sterling College '79)  |
| Running Backs:                     | Holman Wiggins (New Mexico '03)       |
| Graduate Assistant-Quarterbacks:   | James Kilian (Tulsa '05)              |
| Director of Football Operations:   | Blair Philbrick (SW Oklahoma '84)     |
| Director of High School Relations: | Clint Rountree (Tulsa '05)            |

### FOOTBALL OFFICE

Phone: 918/631-2393

Fax: 918/631-2127

## NOTING THE HURRICANE

- Tulsa closed out last season on a seven-game winning streak including a 62-35 victory at No. 25 Hawai'i in the Sheraton Hawai'i Bowl. The Golden Hurricane posted its third season with 10 or more wins in the last four years and finished the 2010 season ranked 24th in the final AP poll.
- Senior WR **Damaris Johnson** was the C-USA Special Teams Player of the Year, a first team All-Conference USA selection and earned MVP honors of the Sheraton Hawai'i Bowl. He became the NCAA's all-time all-purpose yardage leader during the Hawai'i Bowl and enters his senior year with 7,796 all-time all-purpose yards. Johnson now owns three of the top five single-season all-purpose yardage totals in C-USA history, including 2,693 yards last season. He ran for 560 yards, caught passes for 872 yards, added 292 yards on punt returns and 904 yards on kick returns.
- Senior **G.J. Kinne** was named C-USA Offensive Player of the Year after becoming the fourth TU quarterback to pass for more than 3,000 yards, finishing the regular season with 3,650 yards. He completed 275-of-460 passes, throwing 31 touchdowns, while also rushing for 561 yards.
- Linebacker **Shawn Jackson** and safety **Marco Nelson** were both named Freshman All-Americans. Jackson was second on the team with 88 tackles, had 15.5 tackles for loss (seventh among C-USA players) and eight sacks, while intercepting two passes, including one that he returned for a touchdown in a win at Notre Dame. Nelson tied for the C-USA lead in interceptions with six, forced one fumble and recorded 86 total tackles.

## 2010 TEAM STATISTICS

| Category                       | Tulsa      | Opponents  |
|--------------------------------|------------|------------|
| First Downs                    | 333        | 293        |
| Rushes-Yards                   | 537-2820   | 435-1714   |
| Rushing Yards/Game             | 216.9      | 131.8      |
| Passes Att./Comp./Int.         | 280-469-11 | 306-507-24 |
| Completion Pct.                | .597       | .604       |
| Passing Yards                  | 3753       | 4147       |
| Passing Yards/Game             | 288.7      | 319.0      |
| Total Off. Plays/Yds           | 817-6573   | 741-5861   |
| Total Offense/Game             | 505.6      | 450.8      |
| Punts-Average                  | 52-41.6    | 64-41.9    |
| Punt Returns-Yards             | 24-296     | 19-29      |
| Kickoff Returns-Yards          | 49-1097    | 86-1641    |
| Interceptions-Yards            | 24-444     | 11-175     |
| Fumbles-Lost                   | 15-8       | 16-12      |
| Penalties-Yards                | 57-544     | 66-542     |
| 3rd Down Conversions           | 87-181     | 73-175     |
| 3rd Down Conversion Percentage | .481       | .417       |
| 4th Down Conversions           | 7-13       | 10-17      |
| 4th Down Conversion Percentage | .538       | .588       |
| Sacks By-Yards                 | 30-193     | 28-164     |
| Avg. Time of Possession        | 30:35      | 29:25      |

## 2010 INDIVIDUAL LEADERS

| Rushing         | Att. | Yds. | Avg. | TD | Long |
|-----------------|------|------|------|----|------|
| G.J. Kinne      | 158  | 561  | 3.6  | 7  | 30   |
| Damaris Johnson | 55   | 560  | 10.2 | 7  | 67   |
| Alex Singleton  | 87   | 399  | 4.6  | 11 | 42   |
| TOTALS          | 537  | 2820 | 5.3  | 32 | 67   |

| Passing    | Comp. | Att. | Pct. | INT | Yards | TD |
|------------|-------|------|------|-----|-------|----|
| G.J. Kinne | 275   | 460  | .598 | 10  | 3650  | 31 |
| TOTALS     | 280   | 469  | .597 | 11  | 3753  | 32 |

| Receiving       | Rec | Yds. | Avg. | TD | Long |
|-----------------|-----|------|------|----|------|
| Damaris Johnson | 57  | 872  | 15.3 | 4  | 59   |
| Charles Clay    | 43  | 526  | 12.2 | 7  | 42   |
| Trae Johnson    | 30  | 498  | 16.6 | 3  | 62   |
| Thomas Roberson | 30  | 367  | 12.2 | 2  | 47   |
| TOTALS          | 280 | 3753 | 13.4 | 32 | 75   |

| Field Goals       | Made-Att. | Pct. | Long |
|-------------------|-----------|------|------|
| Kevin Fitzpatrick | 16-24     | .667 | 47   |
| TOTALS            | 16-24     | .667 | 47   |

| Punting      | No. | Yards | Avg. | In 20 | Long |
|--------------|-----|-------|------|-------|------|
| Michael Such | 48  | 2067  | 43.1 | 20    | 74   |
| TOTALS       | 52  | 2161  | 41.6 | 22    | 74   |

| Tackles          | Solos | Ast | Total |
|------------------|-------|-----|-------|
| Curnelius Arnick | 64    | 52  | 116   |
| Shawn Jackson    | 49    | 39  | 88    |
| Marco Nelson     | 59    | 27  | 86    |
| Tanner Antle     | 42    | 41  | 83    |
| Dexter McCoil    | 35    | 21  | 56    |
| TOTALS           | 561   | 386 | 947   |

| Interceptions | No. | Yds. | Avg. | TD |
|---------------|-----|------|------|----|
| Marco Nelson  | 6   | 88   | 14.7 | 1  |
| Dexter McCoil | 6   | 63   | 10.5 | 0  |
| TOTALS        | 24  | 444  | 18.5 | 4  |

## FOLLOW THE HURRICANE ONLINE

### Official Website

[www.TulsaHurricane.com](http://www.TulsaHurricane.com)

### Facebook

Tulsa Golden Hurricane

### Twitter

[www.twitter.com/TulsaHurricane](http://www.twitter.com/TulsaHurricane)

## 2011 ROSTER

| NO. | NAME                 | POS. | HT.  | WT. | YR. | EXP. | HOMETOWN/HS, JC or COLLEGE             |
|-----|----------------------|------|------|-----|-----|------|--|
| 44  | Bo Abbott            | DS   | 5-10 | 185 | Jr. | 2L   | Liberal, Kan./Liberal                  |
| 76  | Jake Alexander       | C    | 6-2  | 274 | Fr. | RS   | Jenks, Okla./Jenks                     |
| 72  | Clint Anderson       | OG   | 6-2  | 285 | Sr. | 3L   | Allen, Texas/Allen                     |
| 32  | Cornelius Arnick     | LB   | 6-1  | 230 | Sr. | 3L   | Dallas, Texas/Carter                   |
| 24  | Zik Asiegbu          | LB   | 6-0  | 190 | Fr. | GS   | Grand Prairie, Texas/James Bowie       |
| 2   | Shavodrick Beaver    | QB   | 6-3  | 190 | Jr. | 2L   | Wichita Falls, Texas/Rider             |
| 5   | Malachia Blankenship | QB   | 6-1  | 190 | So. | WO   | Tulsa, Okla./NOAH Homeschool           |
| 39  | Michael Britton      | TE   | 5-10 | 237 | Sr. | 2L   | Bedford, Texas/Nolan Catholic          |
| 33  | DeAndre Brown        | DB   | 5-11 | 210 | Jr. | 2L   | Arlington, Texas/Seguin                |
| 85  | Greg Brown           | TE   | 6-2  | 253 | Fr. | RS   | Bixby, Okla./Bixby                     |
| 56  | Daeshon Bufford      | DE   | 6-3  | 272 | Jr. | 2L   | Edmond, Okla./Santa Fe                 |
| 74  | Stetson Burnett      | OT   | 6-4  | 305 | So. | 1L   | Lawton, Okla./MacArthur                |
| 88  | Bryan Burnham        | WR   | 6-2  | 200 | Jr. | 1L   | Moorestown, N.J./Moorestown            |
| 34  | Willie Carter        | H-B  | 6-2  | 218 | Jr. | 2L   | Crockett, Texas/Crockett               |
| 29  | Jonathan Chavira     | DB   | 5-8  | 170 | So. | WO   | Purcell, Okla./Purcell                 |
| 13  | Genesis Cole         | WR   | 6-1  | 188 | Sr. | 1L   | Little Rock, Ark./Central              |
| 69  | Kody Cooke           | OT   | 6-5  | 300 | Jr. | 1L   | Enid, Okla./Oklahoma Univ.             |
| 26  | Samuel Crabtree      | WR   | 5-11 | 170 | So. | WO   | Oklahoma City, Okla./Bishop McGuinness |
| 16  | Brett Davis          | WR   | 5-11 | 190 | So. | 1L   | Shawnee, Okla./Shawnee                 |
| 73  | Brian DeShane        | OT   | 6-3  | 301 | Jr. | 2L   | Tulsa, Okla./Union                     |
| 11  | Alan Dock            | LB   | 5-10 | 206 | Sr. | 3L   | Giddings, Texas/Giddings               |
| 93  | Cory Dorris          | DE   | 6-4  | 275 | Jr. | 2L   | Jenks, Okla./Jenks                     |
| 25  | Ja'Terian Douglas    | TB   | 5-11 | 180 | So. | 1L   | Arlington, Texas/Arlington Lamar       |
| 53  | Trent Dupy           | C    | 6-2  | 285 | Jr. | 2L   | Enid, Okla./Enid                       |
| 48  | Durrell Finch        | DE   | 6-5  | 232 | Sr. | 1L   | Castro Valley, Calif./Chabot JC        |
| 47  | Kevin Fitzpatrick    | PK   | 6-2  | 190 | Sr. | 3L   | Jensen Beach, Fla./Jensen Beach        |
| 21  | John Flanders        | DB   | 5-10 | 175 | Sr. | 3L   | Midwest City, Okla./Midwest City       |
| 28  | Marshall Gilbert     | PK   | 5-10 | 150 | So. | WO   | Tulsa, Okla./Memorial                  |
| 75  | Jared Grigg          | OT   | 6-4  | 290 | Jr. | 1L   | Hindsville, Ark./Har-ber               |
| 43  | Donnell Hawkins      | LB   | 6-1  | 210 | So. | 1L   | Copperas Cove, Texas/Copperas Cove     |
| 15  | Kalen Henderson      | QB   | 6-0  | 192 | Fr. | RS   | Mount Airy, La./East St. John          |
| 62  | Alec Henry           | OG   | 6-3  | 304 | Fr. | GS   | Tulsa, Okla./Union                     |
| 89  | Matt Hesterberg      | TE   | 6-2  | 233 | Jr. | WO   | Houston, Texas/Houston Christian       |
| 78  | Tyler Holmes         | OT   | 6-4  | 305 | Sr. | 3L   | Ottawa, Ontario, Canada/Merivale       |
| 19  | Milton Howell        | DB   | 6-0  | 175 | Sr. | 1L   | New Orleans, La./Navarro JC            |
| 92  | Derrick Jackson      | DT   | 6-2  | 282 | Jr. | 2L   | Del City, Okla./Del City               |
| 55  | Shawn Jackson        | LB   | 6-0  | 230 | So. | 1L   | Tulsa, Okla./McLain                    |
| 12  | Jordan James         | WR   | 6-2  | 205 | So. | 1L   | Lafayette, La./St. Thomas More         |
| 27  | DeWitt Jennings      | DB   | 5-10 | 200 | So. | 1L   | Bixby, Okla./Bixby                     |
| 98  | Jack Jewell          | DT   | 6-5  | 260 | So. | SQ   | Norman, Okla./Norman                   |
| 3   | Damaris Johnson      | WR   | 5-8  | 170 | Sr. | 3L   | Norco, La./Destrehan                   |
| 5   | Ricky Johnson        | WR   | 6-2  | 200 | Jr. | 2L   | Carencro, La./Carencro                 |
| 84  | Freeman Kelley       | WR   | 5-11 | 180 | So. | 1L   | Lancaster, Texas/Lancaster             |
| 59  | Joe King             | OL   | 6-6  | 319 | So. | RS   | Oklahoma City, Okla./Texas Tech        |
| 4   | G.J. Kinne           | QB   | 6-2  | 215 | Sr. | 2L   | Gilmer, Texas/Gilmer                   |
| 42  | Cody Lambert         | DB   | 6-0  | 186 | Jr. | SQ   | Warren, Ark./Warren                    |
| 87  | Nathan Largen        | TE   | 6-1  | 231 | Sr. | WO   | Fillmore, Calif./Moorepark College     |
| 70  | David Lazenby        | OT   | 6-5  | 300 | Sr. | 1L   | Eclectic, Ala./Fort Scott CC           |
| 26  | Dexter McCoil        | DB   | 6-4  | 190 | Jr. | 2L   | Lutcher, La./Lutcher                   |
| 37  | Austin McDaniel      | DB   | 6-0  | 175 | So. | WO   | Waco, Texas/Midway                     |
| 65  | Gabe Moyer           | OG   | 6-2  | 307 | So. | 1L   | Oklahoma City, Okla./Bishop McGuinness |
| 20  | Marco Nelson         | DB   | 6-0  | 192 | So. | 1L   | Glenpool, Okla./Glenpool               |
| 38  | Colbert Nelson       | DB   | 6-1  | 195 | So. | WO   | Little Rock, Ark./Catholic             |
| 33  | Mitchell Osborne     | LB   | 6-2  | 220 | So. | 1L   | Southlake, Texas/Southlake Carroll     |
| 91  | Alex Pace            | DT   | 6-3  | 254 | So. | WO   | Shaker Heights, Ohio/St. Edwards       |

| NO. | NAME             | POS. | HT.  | WT. | YR. | EXP. | HOMETOWN/HS, JC or COLLEGE            |
|-----|------------------|------|------|-----|-----|------|---------------------------------------|
| 39  | Marcus Pate      | DB   | 5-11 | 173 | So. | WO   | Austin, Texas/Lake Travis             |
| 29  | Tony Peoples     | RB   | 5-11 | 180 | So. | SQ   | The Colony, Texas/The Colony          |
| 57  | Jacob Rader      | C    | 5-11 | 288 | Jr. | WO   | Tulsa, Okla./Union                    |
| 15  | J.D. Ratliff     | DB   | 5-9  | 174 | Jr. | JC   | Tylertown, Miss./SW Mississippi CC    |
| 4   | James Roberson   | DB   | 6-2  | 188 | So. | 1L   | Tulsa, Okla./Union                    |
| 7   | Thomas Roberson  | WR   | 6-3  | 196 | So. | 1L   | Tulsa, Okla./Union                    |
| 95  | Rashad Robinson  | DE   | 6-1  | 252 | Sr. | 2L   | McKinney, Texas/North                 |
| 77  | Matt Romine      | OT   | 6-5  | 295 | Sr. | TR   | Tulsa, Okla./Notre Dame               |
| 7   | Stephen Rouse    | QB   | 6-0  | 195 | So. | WO   | Tulsa, Okla./Cascia Hall              |
| 28  | Lowell Rose      | DB   | 6-0  | 186 | Jr. | 1L   | Los Angeles, Calif./UCLA              |
| 50  | Jared St. John   | DE   | 6-2  | 230 | Jr. | WO   | Edmond, Okla./Santa Fe                |
| 82  | Clay Sears       | TE   | 6-4  | 239 | Sr. | 3L   | Fredericksburg, Texas/NEO A&M         |
| 8   | Alex Singleton   | TB   | 6-1  | 249 | Jr. | 1L   | LaPlace, La./East St. John            |
| 5   | Reid Singleton   | DB   | 5-10 | 179 | Sr. | 1L   | Fort Worth, Texas/North Crowley       |
| 54  | Jake Sizelove    | LB   | 6-0  | 180 | So. | WO   | Argyle, Texas/Argyle                  |
| 10  | Justin Skillens  | DB   | 5-9  | 180 | Jr. | 2L   | Tulsa, Okla./BT Washington            |
| 30  | Luke Snider      | DB   | 5-10 | 175 | Fr. | RS   | Tulsa, Okla./Union                    |
| 79  | Eric Sproal      | OG   | 6-4  | 305 | Sr. | 2L   | Yorba Linda, Calif./Santa Ana         |
| 66  | Garrett Stafford | OL   | 6-5  | 314 | Fr. | HS   | Oklahoma City/Memorial                |
| 94  | Tyrunn Walker    | DE   | 6-3  | 265 | Sr. | 1L   | New Iberia, La./Jones CC              |
| 22  | Trey Watts       | TB   | 5-11 | 201 | So. | 1L   | Fairfax, Va./Oakton                   |
| 28  | Cole Way         | P    | 6-8  | 205 | Fr. | GS   | Tulsa, Okla./Union                    |
| 1   | Trent Wilkins    | DB   | 5-11 | 200 | Jr. | 2L   | Duncan, Okla./Duncan                  |
| 41  | Cody Wilson      | LB   | 6-0  | 225 | So. | 1L   | Broken Arrow, Okla./Lincoln Christian |

## 2011 SPRING SIGNEES

| NAME              | POS. | HT.  | WT. | YR. | EXP. | HOMETOWN/HS, JC or COLLEGE           |
|-------------------|------|------|-----|-----|------|--------------------------------------|
| Derrick Alexander | DE   | 6-2  | 257 | Fr. |      | Tulsa, Okla./BT Washington           |
| Joseph Calcagni   | QB   | 6-1  | 190 | Fr. |      | Springdale, Ark./Springdale          |
| Colt Clontz       | TE   | 6-8  | 225 | Fr. |      | El Maton, Texas/Tidehaven            |
| Dwight Dobbins    | DB   | 5-9  | 173 | Fr. |      | Midwest City, Okla./Carl Albert      |
| Zach Epps         | WR   | 6-5  | 185 | Fr. |      | Overland Park, Kan./Blue Valley West |
| Conner Floyd      | WR   | 6-1  | 197 | Fr. |      | Austin, Texas/Lake Travis            |
| James Floyd       | OL   | 6-3  | 287 | Fr. |      | Fort Worth, Texas/Paschal            |
| Keyarris Garrett  | WR   | 6-4  | 185 | Fr. |      | Daingerfield, Texas/Daingerfield     |
| Garrett Gladd     | OL   | 6-4  | 303 | Fr. |      | Sallisaw, Okla./Sallisaw             |
| Nick Hall         | DT   | 6-3  | 259 | Fr. |      | Broken Arrow, Okla./Broken Arrow     |
| Zack Langer       | RB   | 5-11 | 202 | Fr. |      | Jenks, Okla./Jenks                   |
| Gary Lee          | DT   | 6-5  | 277 | Fr. |      | Tulsa, Okla./Victory Christian       |
| Derrick Luetjen   | DT   | 6-3  | 270 | Fr. |      | Hennessey, Okla./Hennessey           |
| Trent Martin      | LB   | 6-2  | 220 | Fr. |      | Jenks, Okla./Jenks                   |
| Michael Mudoh     | DB   | 5-10 | 190 | Fr. |      | Richmond, Texas/Bush                 |
| Gary Owens        | WR   | 5-9  | 178 | Fr. |      | Mesquite, Texas/West Mesquite        |
| Derek Patterson   | ATH  | 6-0  | 175 | Fr. |      | Kingfisher, Okla./Kingfisher         |
| J.D. Ratliff      | DB   | 5-9  | 174 | Jr. |      | Tylertown, Miss./SW Mississippi CC   |
| Kwame Sexton      | ATH  | 5-11 | 170 | Fr. |      | Tulsa, Okla./Holland Hall            |
| Michael Sorrells  | RB   | 6-2  | 205 | Fr. |      | Austin, Texas/McCallum               |
| Garrett Stafford  | OL   | 6-5  | 314 | Fr. |      | Tulsa, Okla./Memorial                |
| Brentom Todd      | DE   | 6-3  | 222 | Fr. |      | Tulsa, Okla./Union                   |
| Darrell Williams  | DB   | 5-10 | 179 | Fr. |      | Houston, Texas/Westfield             |



# UAB BLAZERS

## QUICK FACTS

### Location:

Birmingham, Ala.

### Founded:

1969

### Enrollment:

17,543

### Nickname:

Blazers

### Colors:

Forest Green and Old Gold

### Stadium:

Legion Field (72,000)

### President:

Dr. Carol Z. Garrison

### Faculty Athletics Representative:

Dr. Frank Messina

### Athletics Director:

Brian Mackin

### Senior Woman Administrator:

Derita Ratcliffe

### Basic Offense:

Multiple

### Basic Defense:

4-3

## SPORTS INFORMATION

### Associate A.D./Football SID:

Norm Reilly

### Office Phone:

205/934-0722

### Cell Phone:

205/936-1793

### Fax:

205/934-7505

### E-Mail:

nreilly@uab.edu

### Website:

www.UABSports.com

### Press Box Phone:

205/326-3814

## KEY DATES

### Players Report:

Sunday, Aug. 7

### Media Day:

Monday, Aug. 8

### Fall Classes Begin:

Tuesday, Aug. 16

## Neil Callaway HEAD COACH

Alma Mater: Alabama '78

Record at UAB: 15-33 (.313) 4 Seasons

Career Record: 15-33 (.313) 4 Seasons

Hometown: Macon, Ga.

Birthdate: November 15, 1955



Dr. Carol Z. Garrison,  
President



Brian Mackin,  
Athletics Director



Derita Ratcliffe, SWA



Norm Reilly, SID



Neil Callaway

## 2011 SCHEDULE

| DATE                  | OPPONENT                | TV             | TIME          |
|-----------------------|-------------------------|----------------|---------------|
| Sept. 10              | at Florida              | (TBA)          | TBA           |
| <b>Sept. 17</b>       | <b>TULANE</b>           |                | <b>3:00p</b>  |
| <b>Sept. 24</b>       | <b>at East Carolina</b> |                | <b>TBA</b>    |
| Oct. 1                | at Troy                 |                | TBA           |
| Oct. 8                | MISSISSIPPI STATE       | (FSN)          | 11:00a        |
| <b>Oct. 15</b>        | <b>at Tulsa</b>         | <b>(CBSSN)</b> | <b>7:00p</b>  |
| <b>Oct. 20 (Thu.)</b> | <b>UCF</b>              | <b>(CSS)</b>   | <b>7:00p</b>  |
| <b>Oct. 29</b>        | <b>at Marshall</b>      | <b>(CSS)</b>   | <b>11:00a</b> |
| <b>Nov. 5</b>         | <b>HOUSTON</b>          | <b>(CBSSN)</b> | <b>6:00p</b>  |
| <b>Nov. 12</b>        | <b>at Memphis</b>       | <b>(CSS)</b>   | <b>3:15p</b>  |
| <b>Nov. 17 (Thu.)</b> | <b>SOUTHERN MISS</b>    | <b>(CBSSN)</b> | <b>7:00p</b>  |
| Nov. 26               | at Florida Atlantic     |                | TBA           |

### Conference games in bold italics

Home games in ALL CAPS

All times are Central and subject to change



Elliott Henigan

## 2011 PRESEASON RETURNEES

### LETTERMEN

Returning/Lost: 40/22

### STARTERS

Offensive Returning/Lost: 7/4

Defensive Returning/Lost: 9/2

Special Teams Returning/Lost: 2/2

### OFFENSIVE STARTERS RETURNING

LT Matt McCants  
 C Darion Smith  
 RG Terence Edge  
 RT Greg Calhoun  
 QB Bryan Ellis  
 RB Pat Shed  
 WR Patrick Hearn

### DEFENSIVE STARTERS RETURNING

DT Elliott Henigan  
 DE Connor Boyett  
 MLB Marvin Burdette  
 WLB Daniel White  
 SLB Drew Luker & Lamanski Ware  
 CB T.J. Ballou  
 CB Marquis Coleman  
 SAF Jamie Bender  
 SAF Chase Daniel

### SPECIALISTS RETURNING

P Trey Ragland  
 KR Pat Shed

### KEY LOSSES

WR Frantrell Forrest  
 WR/PR Mike Jones  
 WR Roddell Carter  
 LG Greg Bulls  
 TE Jeffery Anderson  
 DE Bryant Turner  
 DT D.J. Reese  
 SAF Elliott McGaskin

## 2010 RESULTS (4-8, 3-5 C-USA)

|            |                               |          |                    |            |
|------------|-------------------------------|----------|--------------------|------------|
| S2         | FLORIDA ATLANTIC              | L        | 31-32              | 0-1        |
| <b>S11</b> | <b>at SMU</b>                 | <b>L</b> | <b>7-28</b>        | <b>0-2</b> |
| S18        | TROY                          | W        | 34-33              | 1-2        |
| S25        | at Tennessee (SEC Network)    | L        | 29-32 (2ot)        | 1-3        |
| <b>06</b>  | <b>at UCF (ESPN)</b>          | <b>L</b> | <b>7-42</b>        | <b>1-4</b> |
| <b>016</b> | <b>UTEP</b>                   | <b>W</b> | <b>21-6</b>        | <b>2-4</b> |
| O23        | at Mississippi State (ESPN U) | L        | 24-29              | 2-5        |
| <b>030</b> | <b>at Southern Miss (CSS)</b> | <b>W</b> | <b>50-49 (2ot)</b> | <b>3-5</b> |
| <b>N6</b>  | <b>MARSHALL (CSS)</b>         | <b>L</b> | <b>17-31</b>       | <b>3-6</b> |
| <b>N11</b> | <b>EAST CAROLINA (CBS C)</b>  | <b>L</b> | <b>42-54</b>       | <b>3-7</b> |
| <b>N20</b> | <b>MEMPHIS</b>                | <b>W</b> | <b>31-15</b>       | <b>4-7</b> |
| <b>N27</b> | <b>at Rice</b>                | <b>L</b> | <b>23-28</b>       | <b>4-8</b> |

## HEAD COACH NEIL CALLAWAY

Alma Mater: Alabama '78

## COACHING EXPERIENCE

2007- UAB Head Coach - 15-33 (.313) 4 Seasons  
 2000-06 Georgia Offensive Coordinator  
 1997-2000 Alabama Offensive Coordinator/Offensive Line Coach  
 1993-96 Houston Assistant Head Coach/Offensive Coordinator  
 1981-92 Auburn Offensive Line Coach  
 1980 Wyoming Offensive Line Coach  
 1978-79 East Carolina Offensive Line Coach

## COACHING STAFF

Offensive Coordinator/Tight Ends: Kim Helton (Florida '70)  
 Defensive Coordinator/Linebackers: Tommy West (Tennessee '76)  
 Cornerbacks: Corey Barlow (Auburn '92)  
 Wide Receivers: Tim Bowens (Alabama '99)  
 Defensive Line: Lorenzo Costantini (UTEP '90)  
 Running Backs/Co-Special Teams Coordinator: John Wozniak (Knox '99)  
 Offensive Line: Rick Mallory (Washington '83)  
 Quarterbacks/Recruiting Coordinator: Tyson Helton (Houston '99)  
 Safeties/Co-Special Teams Coordinator: Tyson Summers (Presbyterian '02)  
 Strength and Conditioning: Steve Martin (Alabama '88)  
 Director of Football Operations: Josh Lee (Valdosta State '05)  
 Associate Director of Player Development: Mack Ingram (Auburn '10)

## FOOTBALL OFFICE

Phone: 205/934-7586

Fax: 205/975-9865





## NOTING THE BLAZERS

- Senior QB **Bryan Ellis** became the starting quarterback the fourth game of the 2010 season after coming off the bench and leading the Blazers to a last-second win over Troy a week earlier. Ellis, who had battled injuries his first three years at UAB, finished with 2,940 passing yards and 25 touchdown passes. Ellis connected on 56.2 percent of his passes. His passing total is the fifth-highest mark in a season by a Blazer QB. His 25 TD passes are second-best by a UAB signal-caller.
- Senior RB **Pat Shed** enjoyed an outstanding season in 2010 in his first action at UAB as he finished third in the country in all-purpose yards per game at 177.1. Shed rushed for 847 yards and caught a team-high 47 passes for 471 yards. He also had 738 kick return yards and 69 more on punt returns.
- The Blazers rolled up 5,074 yards of total offense in 2010, the second-highest single-season mark in school history. UAB finished with 3,204 passing yards and 1,870 yards on the ground to average 422.8 offensive yards per contest.
- Senior defensive tackle **Elliott Henigan** and junior linebacker **Marvin Burdette** emerged in 2010 as two of the top defensive players in Conference USA. Henigan finished with 55 tackles to rank third on the team, but his 15.5 tackles for loss were among the top totals in the league. Henigan also had 2.5 sacks and an interception. Burdette, meanwhile, was UAB's leader in tackles with 114, including 77 solo hits. Burdette averaged 13 stops over the last five games and had a season-best 20 tackles against Marshall.

## 2010 TEAM STATISTICS

| Category                       | UAB        | Opponents |
|--------------------------------|------------|-----------|
| First Downs                    | 256        | 249       |
| Rushes-Yards                   | 417-1870   | 432-1810  |
| Rushing Yards/Game             | 155.8      | 150.8     |
| Passes Att./Comp./Int.         | 465-254-14 | 399-231-9 |
| Completion Pct.                | .546       | .579      |
| Passing Yards                  | 3204       | 2976      |
| Passing Yards/Game             | 267.0      | 248.0     |
| Total Off. Plays/Yds           | 882-5074   | 831-4786  |
| Total Offense/Game             | 422.8      | 398.8     |
| Punts-Average                  | 55-42.0    | 60-40.5   |
| Punt Returns-Yards             | 20-83      | 21-189    |
| Kickoff Returns-Yards          | 64-1339    | 52-1027   |
| Interceptions-Yards            | 9-184      | 14-190    |
| Fumbles-Lost                   | 15-10      | 13-9      |
| Penalties-Yards                | 63-610     | 79-610    |
| 3rd Down Conversions           | 78-186     | 67-169    |
| 3rd Down Conversion Percentage | .419       | .396      |
| 4th Down Conversions           | 13-28      | 7-11      |
| 4th Down Conversion Percentage | .464       | .636      |
| Sacks By-Yards                 | 23-158     | 12-86     |
| Avg. Time of Possession        | 30:02      | 29:58     |

## 2010 INDIVIDUAL LEADERS

| Rushing        | Att. | Yds. | Avg. | TD | Long |
|----------------|------|------|------|----|------|
| Pat Shed       | 157  | 847  | 5.4  | 3  | 54   |
| David Isabelle | 73   | 396  | 5.4  | 4  | 50   |
| Daniel Borne   | 76   | 321  | 4.2  | 4  | 26   |
| TOTALS         | 417  | 1870 | 4.5  | 14 | 54   |

| Passing        | Comp. | Att. | Pct. | INT | Yards | TD |
|----------------|-------|------|------|-----|-------|----|
| Bryan Ellis    | 231   | 411  | .562 | 11  | 2940  | 25 |
| David Isabelle | 23    | 50   | .460 | 2   | 264   | 3  |
| TOTALS         | 254   | 465  | .546 | 14  | 3204  | 28 |

| Receiving         | Rec | Yds. | Avg. | TD | Long |
|-------------------|-----|------|------|----|------|
| Pat Shed          | 47  | 471  | 10.0 | 4  | 54   |
| Frantrell Forrest | 39  | 558  | 14.3 | 4  | 50   |
| Mike Jones        | 38  | 531  | 14.0 | 7  | 52   |
| Patrick Hearn     | 35  | 536  | 15.3 | 4  | 72   |
| TOTALS            | 254 | 3204 | 12.6 | 28 | 72   |

| Field Goals | Made-Att. | Pct. | Long |
|-------------|-----------|------|------|
| Josh Zahn   | 7-17      | .412 | 35   |
| TOTALS      | 7-17      | .412 | 35   |

| Punting      | No. | Yards | Avg. | In 20 | Long |
|--------------|-----|-------|------|-------|------|
| Trey Ragland | 55  | 2309  | 42.0 | 26    | 75   |
| TOTALS       | 55  | 2309  | 42.0 | 26    | 75   |

| Tackles         | Solos | Ast | Total |
|-----------------|-------|-----|-------|
| Marvin Burdette | 77    | 37  | 114   |
| Jamie Bender    | 73    | 21  | 94    |
| Elliott Henigan | 35    | 20  | 55    |
| Daniel White    | 36    | 19  | 55    |
| Chase Daniel    | 30    | 8   | 38    |
| TOTALS          | 537   | 248 | 785   |

| Interceptions | No. | Yds. | Avg. | TD |
|---------------|-----|------|------|----|
| T.J. Ballou   | 3   | 33   | 11.0 | 0  |
| Jamie Bender  | 1   | 52   | 52.0 | 0  |
| TOTALS        | 9   | 184  | 20.4 | 0  |

## FOLLOW THE BLAZERS ONLINE

**Official Website**  
[www.UABSports.com](http://www.UABSports.com)

**Facebook**  
[www.facebook.com/UAB.Blazers](http://www.facebook.com/UAB.Blazers)

**Twitter**  
<http://twitter.com/UABathletics>

**YouTube**  
<http://www.youtube.com/UABathletics>



## 2011 ROSTER

| NO. | NAME               | POS. | HT.  | WT. | YR. | EXP. | HOMETOWN/HS, JC or COLLEGE                     |
|-----|--------------------|------|------|-----|-----|------|--|
| 45  | Sam Accursio       | TE   | 6-1  | 240 | Jr. | 2L   | Homestead, Fla./South Dade                     |
| 12  | Nick Adams         | WR   | 6-2  | 195 | Sr. | 1L   | Walterboro, S.C./Fort Scott, Kan. JC           |
| 19  | Ugonna Amarikwa    | CB   | 6-0  | 180 | Sr. | 3L   | Houston, Texas/Hightower                       |
| 66  | Adam Arthur        | OL   | 6-2  | 275 | Sr. | 3L   | San Antonio, Texas/Reagan                      |
| 54  | Billy Autrey       | OL   | 6-2  | 290 | So. | RS   | Columbus, Miss./East Mississippi CC            |
| 21  | D.A. Autry         | RB   | 6-0  | 230 | Jr. | RS   | Mt. Olive, Miss./Jones County JC               |
| 2   | T.J. Ballou        | CB   | 6-0  | 200 | Sr. | 1L   | Russell, Miss./East Mississippi CC             |
| 47  | Patrick Bastien    | LB   | 6-3  | 205 | So. | 1L   | Immokalee, Fla./Immokalee                      |
| 5   | Jamie Bender       | SAF  | 5-11 | 195 | Sr. | 1L   | Raleigh, Miss./Jones County JC                 |
| 6   | Joe Bento          | QB   | 6-1  | 180 | Jr. | SQ   | The Woodlands, Texas/Woodlands Christian Acad. |
| 77  | Connor Boyett      | DE   | 6-5  | 245 | So. | 1L   | Danielsville, Ga./Madison County               |
| 43  | Marvin Burdette    | LB   | 5-11 | 230 | Jr. | 2L   | Batesville, Miss./South Panola                 |
| 64  | Greg Calhoun       | OL   | 6-3  | 300 | Sr. | 3L   | Alexander City, Ala./Benjamin Russell          |
| 68  | Albert Calloway    | OL   | 6-0  | 285 | Fr. | RS   | Irondale, Ala./Shades Valley                   |
| 27  | David Calloway     | RB   | 5-8  | 195 | So. | HS   | Conyers, Ga./Rockdale County                   |
| 8   | Marquis Coleman    | CB   | 6-1  | 185 | Sr. | 3L   | Chester, S.C./Chester                          |
| 25  | Johnny Cockrell    | SAF  | 6-0  | 200 | Jr. | JC   | Columbus, Miss./East Mississippi CC            |
| 18  | Jamarious Crusoe   | CB   | 6-0  | 180 | Fr. | RS   | Midfield, Ala./Midfield                        |
| 31  | Chase Daniel       | SAF  | 6-3  | 200 | Sr. | 3L   | Birmingham, Ala./Hoover                        |
| 9   | Jay Davis          | WR   | 6-1  | 185 | Fr. | RS   | Lilburn, Ga./Parkview                          |
| 62  | Ryan Densmore      | SN   | 6-1  | 210 | So. | RS   | Morris, Ala./Mortimer Jordan                   |
| 55  | Terence Edge       | OL   | 6-2  | 295 | Sr. | 3L   | Atlanta, Ga./Tri-Cities                        |
| 10  | Bryan Ellis        | QB   | 6-2  | 200 | Sr. | 2L   | Byron, Ga./Peach County                        |
| 42  | Lamarus Farmer     | SAF  | 5-11 | 170 | Fr. | HS   | Pensacola, Fla./West Florida Tech              |
| 24  | Greg Franklin      | RB   | 5-11 | 180 | So. | 1L   | Marietta, Ga./Marietta                         |
| 98  | Aaron Green        | DL   | 6-3  | 290 | Fr. | TR   | Indianapolis, Ind./Miles College               |
| 81  | Dustin Hallmark    | TE   | 6-2  | 210 | Fr. | HS   | Lawrenceville, Ga./Collins Hill                |
| 16  | Patrick Hearn      | WR   | 6-1  | 180 | Jr. | 2L   | Quitman, Miss./Quitman                         |
| 51  | Elliott Henigan    | DT   | 6-4  | 275 | Sr. | 3L   | Atlanta, Ga./The Lovett School                 |
| 83  | Stephen Herring    | WR   | 6-1  | 185 | So. | RS   | Anniston, Ala./Saks                            |
| 3   | Andre Hicks        | CB   | 5-9  | 175 | Sr. | 3L   | Atlanta, Ga./The Lovett School                 |
| 57  | John Hix           | OL   | 6-2  | 270 | Fr. | RS   | Auburn, Ala./Auburn                            |
| 49  | Rickey Hrabowski   | WR   | 6-1  | 170 | Fr. | RS   | Hoover, Ala./Hoover                            |
| 74  | Chris Hubbard      | OL   | 6-3  | 260 | Jr. | 2L   | Columbus, Ga./Carver                           |
| 60  | Kaycee Ike         | OL   | 6-5  | 270 | So. | TR   | Lawrenceville, Ga./Central Gwinett             |
| 46  | Greg Irvin         | LB   | 5-10 | 215 | Jr. | 2L   | Demopolis, Ala./Demopolis                      |
| 4   | Dontavious Jackson | RB   | 5-10 | 205 | Jr. | TR   | Franklin, Ga./Georgia                          |
| 4   | Lamar Johnson      | SAF  | 6-2  | 200 | Jr. | JC   | Pascagoula, Miss./Mississippi Gulf Coast CC    |
| 11  | Calvin Jones       | SAF  | 5-10 | 175 | Jr. | JC   | Petal, Miss./Copiah-Lincoln JC                 |
| 61  | Taylor Klein       | SN   | 5-11 | 230 | Jr. | 2L   | Lexington, Ky./Dunbar                          |
| 23  | Caleb Lester       | CB   | 5-10 | 175 | So. | 1L   | Atlanta, Ga./Douglass                          |
| 87  | Jordan Longoria    | TE   | 6-4  | 200 | So. | 1L   | Atlanta, Ga./St. Pius X                        |
| 48  | Drew Luker         | LB   | 6-3  | 210 | Sr. | 3L   | Sweet Water, Ala./Sweet Water                  |
| 71  | Matt McCants       | OL   | 6-7  | 295 | Sr. | 3L   | Mobile, Ala./Williamson                        |
| 46  | Tamar Mickens      | RB   | 5-10 | 190 | Fr. | RS   | Birmingham, Ala./Spain Park                    |
| 17  | Mike Miller        | QB   | 6-2  | 195 | Fr. | HS   | West Palm Beach, Fla./The King's Academy       |
| 88  | Freddie Moore      | WR   | 6-2  | 205 | So. | RS   | Decatur, Ala./Austin                           |
| 23  | D'Andre Mostella   | RB   | 5-8  | 180 | Sr. | SQ   | Danville, Va./UVA Wise                         |
| 65  | Hunter Mullins     | P    | 6-3  | 195 | Fr. | RS   | Tallassee, Ala./Tallassee                      |
| 1   | Jamarcus Nelson    | WR   | 5-11 | 160 | Fr. | RS   | Midfield, Ala./Midfield                        |
| 76  | Brian O'Leary      | OL   | 6-2  | 270 | Fr. | RS   | Venice, Fla./Venice                            |
| 89  | Jamie Onufrak      | DE   | 6-6  | 235 | Fr. | RS   | Sarasota, Fla./Out of Door Academy             |
| 67  | Jesse Parrish      | DE   | 6-0  | 230 | So. | SQ   | Wetumpka, Ala./Wetumpka                        |
| 79  | Cody Payne         | DE   | 6-6  | 260 | Jr. | 1L   | West Palm Beach, Fla./Butler County JC         |

| NO. | NAME               | POS. | HT.  | WT. | YR. | EXP. | HOMETOWN/HS, JC or COLLEGE               |
|-----|--------------------|------|------|-----|-----|------|--|
| 14  | Jonathan Perry     | QB   | 6-2  | 195 | So. | SQ   | Baltimore, Md./Dunbar                    |
| 82  | Bud Pruitt         | TE   | 6-3  | 235 | So. | SQ   | Theodore, Ala./Theodore                  |
| 37  | Trey Ragland       | P    | 5-11 | 175 | Sr. | 3L   | Trussville, Ala./Hewitt-Trussville       |
| 28  | Cornelius Richards | CB   | 6-1  | 180 | Jr. | 2L   | Northport, Ala./Tuscaloosa County        |
| 95  | Deric Scott        | DT   | 6-3  | 265 | So. | 1L   | Atlanta, Ga./Carver                      |
| 26  | Pat Shed           | RB   | 5-9  | 175 | Sr. | 1L   | Starkville, Miss./East Mississippi CC    |
| 75  | Darion Smith       | C    | 6-2  | 280 | Sr. | 1L   | Brookhaven, Miss./Copiah-Lincoln JC      |
| 85  | Nolen Smith        | WR   | 6-3  | 190 | So. | 1L   | Oneonta, Ala./Oneonta                    |
| 29  | Terrell Springs    | CB   | 5-9  | 180 | Sr. | 3L   | Chester, S.C./Chester                    |
| 73  | Caleb Thomas       | OL   | 6-3  | 290 | Sr. | 3L   | Decatur, Ala./Decatur                    |
| 80  | D.J. Vinson        | WR   | 5-9  | 175 | Fr. | RS   | Clay, Ala./Clay-Chalkville               |
| 40  | Danny Volk         | TE   | 6-3  | 200 | Sr. | 1L   | Tonganoxie, Kan./Tonganoxie              |
| 90  | Chris Walton       | DE   | 6-3  | 220 | Fr. | RS   | Atlanta, Ga./Grady                       |
| 35  | Lamanski Ware      | LB   | 6-2  | 225 | Sr. | 3L   | Lanett, Ala./Lanett                      |
| 34  | Daniel White       | LB   | 6-2  | 220 | Jr. | 2L   | Apopka, Fla./Hargrave Military Institute |
| 15  | Jackie Williams    | WR   | 5-11 | 185 | So. | 1L   | Prichard, Ala./Vigor                     |
| 20  | A.J. Wilson        | SAF  | 6-0  | 185 | Sr. | 1L   | Marshall, Texas/Trinity Valley CC        |
| 56  | Jestin Williams    | LB   | 6-0  | 225 | Sr. | SQ   | Carrrollton, Ala./Gordo                  |

## 2011 SPRING SIGNEES

| NAME               | POS.   | HT.  | WT. | YR. | HOMETOWN/HS, JC or COLLEGE                  |
|--------------------|--------|------|-----|-----|---|
| Dequindre Adams    | CB     | 5-10 | 175 | Fr. | Columbus, Ga./Carver                        |
| Colin Anderson     | K      | 5-10 | 170 | Fr. | Stone Mountain, Ga./Stephenson              |
| Kennard Backman    | TE     | 6-3  | 225 | Fr. | Austell, Ga./Whitefield Academy             |
| Austin Brown       | QB     | 6-1  | 195 | Fr. | Flowery Branch, Ga./Flowery Branch          |
| Wesley Carter      | OL     | 6-4  | 280 | Fr. | Purvis, Miss./Purvis                        |
| Jewel Christian    | DT     | 6-2  | 290 | Jr. | Osyka, Miss./SW Mississippi CC              |
| Bashr Coles        | RB     | 5-11 | 180 | Fr. | Tucker, Ga./Tucker                          |
| Johnny Cockrell    | SAF/CB | 6-0  | 200 | Jr. | Columbus, Miss./East Mississippi CC         |
| Keenen Crenshaw    | OL     | 6-2  | 295 | Fr. | Lewisburg, Tenn./Ensworth Academy           |
| Uneik Crumbley     | OL     | 6-3  | 340 | Fr. | Americus, Ga./Americus-Sumter               |
| Trey Grissett      | DE     | 6-5  | 230 | Fr. | Warner Robins, Ga./Houston County           |
| Mickey Jackson     | DT     | 6-1  | 308 | Fr. | Piedmont, Ala./Piedmont                     |
| Lamar Johnson      | SAF    | 6-2  | 195 | Jr. | Pascagoula, Miss./Mississippi Gulf Coast CC |
| Calvin Jones       | SAF    | 5-10 | 175 | Jr. | Petal, Miss./Copiah Lincoln JC              |
| Ty Long            | K      | 6-2  | 180 | Fr. | Roswell, Ga./Roswell                        |
| Hayden Naumann     | OL     | 6-5  | 275 | Fr. | Decatur, Ala./Decatur                       |
| Tyler Peppers      | DE     | 6-5  | 230 | Fr. | Opelika, Ala./Opelika                       |
| Kardeem Poole      | WR     | 6-1  | 180 | Fr. | Prattville, Ala./Prattville                 |
| Darius Powell      | WR     | 5-10 | 180 | Fr. | Foley, Ala./Foley                           |
| Darrin Reaves      | RB     | 5-10 | 190 | Fr. | Pinson, Ala./Clay-Chalkville                |
| Shaquille Roberson | LB     | 6-4  | 220 | Fr. | Camp Hill, Ala./Reeltown                    |
| Diaheem Watkins    | DE     | 6-4  | 230 | Fr. | Brent, Ala./Bibb County                     |
| Tevin Wells        | DT     | 6-2  | 285 | Jr. | Rolling Fork, Miss./Mississippi Delta CC    |
| Desmond Wills      | LB     | 6-1  | 215 | Fr. | Lincoln, Ala./Lincoln                       |
| Daron Wright       | DT     | 6-2  | 255 | Fr. | Atlanta, Ga./Grady                          |
| Teddy Wright       | WR     | 6-0  | 165 | Fr. | Lakeland, Fla./Lakeland                     |



# UCF KNIGHTS

## QUICK FACTS

### Location:

Orlando, Fla.

### Founded:

1963

### Enrollment:

56,235

### Nickname:

Knights

### Colors:

Black and Gold

### Stadium:

Bright House Networks Stadium  
(45,323)

### President:

Dr. John C. Hitt

### Faculty Athletics Representative:

Dr. Consuelo Stebbins

### Athletics Director:

Keith Tribble

### Senior Woman Administrator:

Jessica Reo

### Basic Offense:

Multiple

### Basic Defense:

Multiple, 4-3

## SPORTS INFORMATION

### Assistant Director of

### Communications/Football SID:

Brian Ormiston

### Office Phone:

407/823-2409

### Cell Phone:

407/920-1233

### Fax:

407/823-5266

### E-Mail:

bormiston@athletics.ucf.edu

### Website:

www.UCFathletics.com

### Press Box Phone:

407/882-0386

## KEY DATES

### Players Report:

Wednesday, Aug. 3

### Media/Fan Day:

Friday, Aug. 5

### Fall Classes Begin:

Monday, Aug. 22

## George O'Leary HEAD COACH

Alma Mater: New Hampshire '69

Record at UCF: 45-44 (.511) 7 Seasons

Career Record: 97-77 (.557) 14 Seasons

Hometown: Central Islip, N.Y.

Birthdate: August 17, 1946




Dr. John C. Hitt,  
President




Keith R. Tribble,  
Athletics Director



Jessica Reo, SWA



Brian Ormiston, SID



George O'Leary

## 2011 SCHEDULE

| DATE                  | OPPONENT                 | TV             | TIME         |
|-----------------------|--------------------------|----------------|--------------|
| Sept. 3               | CHARLESTON SOUTHERN      | (BHSN)         | 7:00p        |
| Sept. 10              | BOSTON COLLEGE           | (CBSSN)        | 7:00p        |
| Sept. 17              | at Florida International | (ESPN3.com)    | 6:00p        |
| Sept. 23 (Fri)        | at BYU                   | (ESPN)         | 8:00p        |
| <b>Oct. 8</b>         | <b>MARSHALL</b>          | <b>(BHSN)</b>  | <b>4:00p</b> |
| <b>Oct. 15</b>        | <b>at SMU</b>            | <b>(FSN)</b>   | <b>TBA</b>   |
| <b>Oct. 20 (Thu.)</b> | <b>at UAB</b>            | <b>(CSS)</b>   | <b>8:00p</b> |
| <b>Oct. 29</b>        | <b>MEMPHIS</b>           | <b>(BHSN)</b>  | <b>4:00p</b> |
| <b>Nov. 3 (Thu.)</b>  | <b>TULSA</b>             | <b>(CBSSN)</b> | <b>8:00p</b> |
| <b>Nov. 12</b>        | <b>at Southern Miss</b>  | <b>(CBSSN)</b> | <b>8:00p</b> |
| <b>Nov. 19</b>        | <b>at East Carolina</b>  | <b>(FSN)</b>   | <b>TBA</b>   |
| <b>Nov. 25 (Fri.)</b> | <b>UTEP</b>              | <b>(CBSSN)</b> | <b>6:00p</b> |

### Conference games in bold italics

Home games in ALL CAPS

All times are Eastern and subject to change



Quincy McDuffie

## 2011 PRESEASON RETURNEES

### LETTERMEN

Returning/Lost: 33/26

### STARTERS

Offensive Returning/Lost: 7/4

Defensive Returning/Lost: 4/7

Special Teams Returning/Lost: 3/1

### OFFENSIVE STARTERS RETURNING

WR Quincy McDuffie

WR A.J. Guyton

LG Cliff McCray

RG Theo Goins

RT Nick Pieschel

TE Adam Nissley

QB Jeff Godfrey

RB Ronnie Weaver

\*RB Brynn Harvey

\*2009 starter; missed 2010 season

### DEFENSIVE STARTERS RETURNING

DT Victor Gray

LB Josh Linam

CB Josh Robinson

FS Kemal Ishmael

### SPECIALISTS RETURNING

K Nick Cattoi

KR Quincy McDuffie

PR Josh Robinson

### KEY LOSSES

WR Kamar Aiken

RT Jah Reid

H-B Ricky Kay

DE Bruce Miller

DE David Williams

DT Wes Tunuufi Sauvao

LB Derrick Hallman

LB Lawrence Young

SS Reggie Weams

CB Justin Boddie

P Blake Clingan

## 2010 RESULTS (11-3, 7-1 C-USA)

|            |                                   |          |              |             |
|------------|-----------------------------------|----------|--------------|-------------|
| S4         | SOUTH DAKOTA                      | W        | 38-7         | 1-0         |
| S11        | NC STATE (CBS C)                  | L        | 21-28        | 1-1         |
| S18        | at Buffalo (BHSN)                 | W        | 24-10        | 2-1         |
| S25        | at Kansas State (FSN)             | L        | 13-17        | 2-2         |
| <b>06</b>  | <b>UAB (ESPN)</b>                 | <b>W</b> | <b>42-7</b>  | <b>3-2</b>  |
| <b>013</b> | <b>at Marshall (ESPN)</b>         | <b>W</b> | <b>35-14</b> | <b>4-2</b>  |
| <b>023</b> | <b>RICE (BHSN)</b>                | <b>W</b> | <b>41-14</b> | <b>5-2</b>  |
| <b>030</b> | <b>EAST CAROLINA (BHSN/MASN)W</b> |          | <b>49-35</b> | <b>6-2</b>  |
| <b>N5</b>  | <b>at Houston (ESPN 2)</b>        | <b>W</b> | <b>40-33</b> | <b>7-2</b>  |
| <b>N13</b> | <b>SOUTHERN MISS (CBS C)</b>      | <b>L</b> | <b>21-31</b> | <b>7-3</b>  |
| <b>N20</b> | <b>at Tulane</b>                  | <b>W</b> | <b>61-14</b> | <b>8-3</b>  |
| <b>N27</b> | <b>at Memphis (CSS)</b>           | <b>W</b> | <b>37-17</b> | <b>9-3</b>  |
| <b>D4</b>  | <b>SMU (ESPN2)</b>                | <b>W</b> | <b>17-7</b>  | <b>10-3</b> |
|            | <b>C-USA Championship</b>         |          |              |             |
| D31        | vs. Georgia (ESPN)                | W        | 10-6         | 11-3        |
|            | Liberty Bowl                      |          |              |             |

## HEAD COACH GEORGE O'LEARY

Alma Mater: New Hampshire '69

## COACHING EXPERIENCE

2004- UCF Head Coach -45-44 (.511) 7 Seasons

2002-03 Minnesota Vikings Assistant Head Coach/  
Defensive Coordinator

1994-2001 Georgia Tech Head Coach - 52-33 (.612) - 7 seasons

1992-93 San Diego Chargers Defensive Line

1987-91 Georgia Tech Defensive Coordinator/Defensive Line

1985-86 Syracuse Assistant Head Coach

1980-84 Syracuse Defensive Line

1976-80 Liverpool (N.Y.) HS Head Coach

1975-76 Central Islip (N.Y.) HS Head Coach

1968-75 Central Islip (N.Y.) HS Assistant Coach

## COACHING STAFF

Defensive Backs: Sean Beckton (UCF '93)

Running Backs: Danny Barrett (Cincinnati '88)

Defensive Coordinator: John Skladanay (Central Connecticut '72)

Assistant Head Coach/Wide Receivers: David Kelly (Furman '79)

Offensive Line: Brent Key (Georgia Tech '01)

Defensive Line: Jim Panagos (Maryland '96)

Tight Ends/Special Teams Coordinator: Tim Salem (Arizona State '85)

Linebackers: Al Seamonson (Wisconsin '82)

Quarterbacks/Offensive Coordinator: Charlie Taaffe (Siena '73)

Offensive Graduate Assistant: Jonathon Ford (Ventura College, 2010)

Defensive Graduate Assistant: Mark Cammack (UCF, 2007)

## FOOTBALL OFFICE

Phone: 407/823-0961

Fax: 407/823-5397

## NOTING THE KNIGHTS

- The Knights won their second C-USA Championship in four years and followed that up with a victory over Georgia in the 2010 AutoZone Liberty Bowl. Junior RB **Latavius Murray** was named MVP of both games.
- UCF set a school record with 11 wins last season and finished nationally-ranked (20th in *USA Today*, 21st in AP) for the first time.
- Quarterback **Jeff Godfrey** was named C-USA Freshman of the Year after leading the league in pass efficiency and throwing 13 TDs, while rushing for 10 more scores. He is one of seven returning starters on the Knights offense.
- UCF returns all three players who rushed for at least 10 touchdowns last season (**Ronnie Weaver**, **Murray** and **Godfrey**), and also brings back Brynn Harvey (1,109 yds, 14 TDs in 2009) who earned a medical redshirt in 2010.
- The returning offensive linemen have combined for 87 career starts.
- An All-American last year, junior **Quincy McDuffie** ranked second in the nation by averaging 32.19 yards per kickoff return.
- UCF has led Conference USA in total defense each of the last three years, the first time in league history that has happened.

## 2010 TEAM STATISTICS

| Category                       | UCF        | Opponents  |
|--------------------------------|------------|------------|
| First Downs                    | 290        | 243        |
| Rushes-Yards                   | 602-2626   | 451-1517   |
| Rushing Yards/Game             | 187.6      | 108.4      |
| Passes Att./Comp./Int.         | 296-191-11 | 475-258-17 |
| Completion Pct.                | .645       | .543       |
| Passing Yards                  | 2610       | 2898       |
| Passing Yards/Game             | 186.4      | 207.0      |
| Total Off. Plays/Yds           | 898-5236   | 926-4415   |
| Total Offense/Game             | 374.0      | 315.4      |
| Punts-Average                  | 47-41.1    | 76-40.4    |
| Punt Returns-Yards             | 30-394     | 10-80      |
| Kickoff Returns-Yards          | 45-1250    | 77-1346    |
| Interceptions-Yards            | 17-351     | 11-97      |
| Fumbles-Lost                   | 21-8       | 19-6       |
| Penalties-Yards                | 71-566     | 61-253     |
| 3rd Down Conversions           | 90-177     | 90-207     |
| 3rd Down Conversion Percentage | .508       | .441       |
| 4th Down Conversions           | 10-15      | 11-22      |
| 4th Down Conversion Percentage | .667       | .500       |
| Sacks By-Yards                 | 32-208     | 20-123     |
| Avg. Time of Possession        | 32:46      | 27:14      |

## 2010 INDIVIDUAL LEADERS

| Rushing         | Att. | Yds. | Avg. | TD | Long |
|-----------------|------|------|------|----|------|
| Ronnie Weaver   | 186  | 890  | 4.8  | 11 | 52   |
| Latavius Murray | 111  | 637  | 5.7  | 11 | 46   |
| Jeff Godfrey    | 152  | 566  | 3.7  | 10 | 35   |
| TOTALS          | 602  | 2626 | 4.4  | 36 | 52   |

| Passing       | Comp. | Att. | Pct. | INT | Yards | TD |
|---------------|-------|------|------|-----|-------|----|
| Jeff Godfrey  | 159   | 238  | .668 | 8   | 2159  | 13 |
| Rob Calabrese | 25    | 39   | .641 | 2   | 316   | 2  |
| TOTALS        | 191   | 296  | .645 | 11  | 2610  | 16 |

| Receiving     | Rec | Yds. | Avg. | TD | Long |
|---------------|-----|------|------|----|------|
| Brian Watters | 47  | 651  | 13.9 | 2  | 41   |
| Jamar Newsome | 37  | 616  | 16.6 | 3  | 56   |
| Kamar Aiken   | 32  | 486  | 15.2 | 2  | 60   |
| TOTALS        | 191 | 2610 | 13.7 | 16 | 60   |

| Field Goals | Made-Att. | Pct. | Long |
|-------------|-----------|------|------|
| Nick Cattoi | 11-19     | .579 | 47   |
| TOTALS      | 11-21     | .524 | 47   |

| Punting       | No. | Yards | Avg. | In 20 | Long |
|---------------|-----|-------|------|-------|------|
| Blake Clingan | 39  | 1631  | 41.8 | 16    | 61   |
| TOTALS        | 47  | 1932  | 41.1 | 18    | 61   |

| Tackles         | Solos | Ast | Total |
|-----------------|-------|-----|-------|
| Kemal Ishmael   | 57    | 36  | 93    |
| Derrick Hallman | 62    | 23  | 85    |
| Josh Linam      | 45    | 33  | 78    |
| Lawrence Young  | 32    | 32  | 64    |
| Bruce Miller    | 41    | 22  | 63    |
| TOTALS          | 577   | 328 | 905   |

| Interceptions   | No. | Yds. | Avg. | TD |
|-----------------|-----|------|------|----|
| Josh Robinson   | 6   | 84   | 14.0 | 1  |
| Derrick Hallman | 1   | 23   | 23.0 | 0  |
| TOTALS          | 17  | 351  | 20.6 | 5  |

## FOLLOW THE KNIGHTS ONLINE

### Official Website

[www.UCFAthletics.com](http://www.UCFAthletics.com)

### Facebook

UCF Athletics

### Twitter

<http://ucfathletics.cstv.com/multimedia/twitter>

### YouTube

<http://www.youtube.com/user/UCFAA>

### Other

Email- [knightro@athletics.ucf.edu](mailto:knightro@athletics.ucf.edu)



## 2011 ROSTER

| NO. | NAME              | POS.  | HT.  | WT. | YR. | EXP. | HOMETOWN/HS, JC or COLLEGE               |
|-----|-------------------|-------|------|-----|-----|------|--|
| 12  | Robertson Auguste | DB    | 5-11 | 190 | Jr. | 1L   | Miami, Fla./Archbishop Curley-Notre Dame |
| 26  | Sean Beckton      | WR    | 6-0  | 180 | Fr. | FS   | Orlando, Fla./University                 |
| 6   | David Bohner      | P     | 6-0  | 179 | Sr. | 1L   | Matthews, N.C./Navy                      |
| 5   | Blake Bortles     | QB    | 6-4  | 223 | Fr. | RS   | Oviedo, Fla./Oviedo                      |
| 19  | A.J. Bouye        | DB    | 6-0  | 179 | Jr. | 2L   | Tucker, Ga./Tucker                       |
| 43  | Jamie Boyle       | PK    | 5-10 | 190 | Jr. | 1L   | Central Valley, N.Y./Monroe-Woodbury     |
| 86  | D.J. Brown        | TE    | 6-4  | 231 | So. | 1L   | Ocala, Fla./Dunnellon                    |
| 93  | Quenton Brown     | DL    | 6-3  | 236 | Fr. | RS   | Tucker, Ga./Tucker                       |
| 44  | Brandon Bryant    | DL    | 6-4  | 287 | So. | SQ   | Atlanta, Ga./Booker T. Washington        |
| 52  | Terran Buck       | LB    | 6-2  | 227 | Jr. | TR   | Aurora, Ill./College of DuPage           |
| 36  | Woodley Cadet     | DB    | 6-2  | 207 | Fr. | RS   | Loxahatchee, Fla./Seminole Ridge         |
| 4   | Rob Calabrese     | WR/QB | 6-2  | 213 | Sr. | 3L   | Islip Terrace, N.Y./East Islip           |
| 16  | Nick Cattoi       | PK    | 6-5  | 224 | Sr. | 3L   | Tampa, Fla./Gaither                      |
| 54  | Ray Cottman       | LB    | 6-2  | 227 | Jr. | TR   | Tucson, Ariz./Glendale CC                |
| 62  | Rey Cunha         | OL    | 6-3  | 278 | So. | 1L   | Miami, Fla./Jackson                      |
| 29  | Lyle Dankenbring  | DB    | 5-10 | 199 | Jr. | 2L   | Palm City, Fla./Martin County            |
| 27  | Jonathan Davis    | LB    | 5-9  | 199 | Jr. | 2L   | Lawrenceville, Ga./Tucker                |
| 58  | Troy Davis        | DL    | 6-2  | 256 | Jr. | 2L   | Lawrenceville, Ga./Berkmar               |
| 95  | E.J. Dunston      | DT    | 6-2  | 302 | So. | 1L   | Eatonville, Fla./Edgewater               |
| 13  | Dontravius Floyd* | HB    | 6-2  | 232 | So. | 1L   | Homestead, Fla./South Dade               |
| 87  | Sean Galvin       | PK    | 6-2  | 210 | Fr. | RS   | Cork, Ireland/Lemon Bay                  |
| 39  | Kevin Garvy       | TE    | 6-3  | 216 | Jr. | SQ   | Palm Beach, Fla./Cardinal Newman         |
| 26  | Clayton Geathers  | DB    | 6-3  | 200 | Fr. | RS   | Hemingway, S.C./Carvers Bay              |
| 32  | Billy Giovanetti  | FB    | 5-11 | 234 | Jr. | 2L   | Winter Park, Fla./Bishop Moore           |
| 2   | Jeff Godfrey      | QB    | 5-11 | 182 | So. | 1L   | Miami, Fla./Miami Central                |
| 68  | Theo Goins        | OL    | 6-4  | 316 | Jr. | 2L   | Houston, Texas/Hightower                 |
| 98  | Joey Grant        | DL    | 6-4  | 252 | Fr. | FR   | Apopka, Fla./Lake Brantley               |
| 91  | Victor Gray       | DL    | 6-4  | 256 | So. | 1L   | Orlando, Fla./Dr. Phillips               |
| 3   | A.J. Guyton       | WR    | 5-11 | 198 | Sr. | 3L   | Homestead, Fla./Homestead                |
| 45  | Javen Harris      | LB    | 5-11 | 238 | So. | 1L   | Eufaula, Ala./Eufaula                    |
| 34  | Brynn Harvey      | RB    | 6-1  | 207 | Jr. | 2L   | Largo, Fla./Largo                        |
| 23  | Ariel Hoffman     | RB    | 5-7  | 186 | Fr. | RS   | Langhorne, Pa./Neshaminy                 |
| 43  | Josh Hood         | LB    | 6-1  | 211 | Fr. | RS   | Jacksonville, Fla./The Bolles School     |
| 60  | Charley Hughlett  | SN    | 6-4  | 245 | Sr. | 3L   | Tampa, Fla./Hillsborough                 |
| 18  | Kemal Ishmael     | DB    | 5-11 | 211 | Jr. | 2L   | Miami, Fla./North Miami Beach            |
| 48  | Toby Jackson      | DL    | 6-5  | 259 | Jr. | TR   | Griffin, Ga./Griffin/Navarro JC          |
| 79  | Tony Jacob        | OL    | 6-8  | 343 | Fr. | RS   | Atlanta, Ga./Westlake                    |
| 99  | Jose Jose         | DL    | 6-3  | 371 | So. | TR   | Miami, Fla./Eastern Arizona              |
| 40  | Brendan Kelly     | HB    | 6-3  | 236 | Jr. | 2L   | Shoreham, N.Y./Shoreham-Wading River     |
| 50  | Josh Linam        | LB    | 6-3  | 237 | Sr. | 3L   | Tavares, Fla./Tavares                    |
| 70  | Chris Martin      | OL    | 6-5  | 294 | So. | 1L   | Fort Walton Beach, Fla./Choctawhatchee   |
| 44  | Brandon MacMeckin | HB    | 6-3  | 205 | Fr. | RS   | Riverview, Fla./Providence Christian     |
| 76  | Chris Martin      | OL    | 6-5  | 294 | So. | RS   | Fort Walton Beach, Fla./Choctawhatchee   |
| 55  | Vinny Mazzurco    | LB    | 6-1  | 233 | Sr. | 1L   | Ocala, Fla./Lambuth                      |
| 33  | Jamar McClain     | DB    | 5-10 | 173 | Fr. | RS   | Miami, Fla./Miami Central                |
| 65  | Cliff McCray      | OL    | 6-2  | 305 | Sr. | 3L   | Miami, Fla./Southridge                   |
| 63  | Jordan McCray     | OL    | 6-4  | 309 | So. | 1L   | Miami, Fla./Southridge                   |
| 64  | Justin McCray     | OL    | 6-4  | 307 | So. | 1L   | Miami, Fla./Southridge                   |
| 14  | Quincy McDuffie   | WR    | 5-10 | 175 | Jr. | 2L   | Orlando, Fla./Edgewater                  |
| 67  | Perry Meiklejohn  | OL    | 6-3  | 298 | Fr. | RS   | Miami, Fla./Westminster Christian        |
| 59  | Matt Morrison     | SN    | 6-0  | 239 | So. | SQ   | Orlando, Fla./Timber Creek               |
| 28  | Latavius Murray   | HB    | 6-3  | 225 | Jr. | 2L   | Nedrow, N.Y./Onandaga Central            |
| 53  | Darius Nall       | DE    | 6-3  | 246 | Sr. | 3L   | Douglasville, Ga./Chapel Hill            |
| 88  | Adam Nissley      | TE    | 6-6  | 267 | Sr. | 3L   | Cumming, Ga./South Forsyth               |
| 53  | Colton Odum       | OL    | 6-5  | 277 | Fr. | RS   | Rockledge, Fla./Rockledge                |
| 75  | Bobby Olsen       | OL    | 6-5  | 289 | Fr. | RS   | West Palm Beach, Fla./Cardinal Newman    |
| 21  | Jordan Ozerities  | DB    | 5-10 | 191 | So. | 1L   | Mount Dora, Fla./Mount Dora              |
| 77  | Nick Pieschel     | OL    | 6-7  | 306 | Sr. | 3L   | Fort Lauderdale, Fla./St. Thomas Aquinas |

| NO. | NAME                 | POS. | HT.  | WT. | YR.  | EXP. | HOMETOWN/HS, JC or COLLEGE             |
|-----|----------------------|------|------|-----|------|------|--|
| 28  | Connor Price         | DB   | 6-2  | 190 | Fr.  | RS   | Palm Beach, Fla./King's Academy        |
| 97  | Robert Pritchard     | DE   | 6-4  | 223 | Jr.  | 1L   | Suwanee, Ga./North Gwinnett            |
| 73  | Jordan Rae           | OL   | 6-2  | 272 | Jr.  | 1L   | Weston, Fla./Cypress Bay               |
| 56  | Cody Ralston         | LB   | 6-2  | 204 | Fr.  | RS   | Calhoun, Ga./Calhoun                   |
| 80  | Joshua Reese         | WR   | 6-1  | 178 | Fr.  | RS   | Miami, Fla./Miami Central              |
| 96  | Andrew Rice          | DT   | 6-2  | 282 | Fr.  | RS   | Lake Mary, Fla./Lake Mary              |
| 59  | LeBranden Richardson | DE   | 6-2  | 237 | Fr.  | RS   | Miami, Fla./Miami Central              |
| 20  | Josh Robinson        | CB   | 5-10 | 192 | Jr.  | 2L   | Sunrise, Fla./Plantation               |
| 42  | Loren Robinson       | LB   | 6-3  | 219 | RJr. | 1L   | Longwood, Fla./Lynam                   |
| 29  | Andrew Schultz       | WR   | 6-2  | 178 | RFr. | RS   | Jacksonville, Fla./Creekside           |
| 46  | Ray Shipman          | LB   | 6-5  | 237 | RJr. | TR   | Miramar, Fla./Florida                  |
| 92  | Barry Snider         | DL   | 6-3  | 268 | Sr.  | TR   | Tucson, Ariz./Scottsdale CC            |
| 88  | Troy Stafford        | DL   | 6-6  | 267 | Sr.  | TR   | Tavernier, Fla./Santa Fe CC            |
| 25  | Jarrett Swaby        | S    | 6-1  | 191 | So.  | SQ   | Belle Glade, Fla./Glades Day           |
| 56  | Scott Teal           | LS   | 6-2  | 231 | Fr.  | RS   | Longwood, Fla./Lake Brantley           |
| 84  | Justin Tukes         | TE   | 6-5  | 241 | Fr.  | FR   | Sylvester, Ga./Worth County            |
| 35  | Ronnie Weaver        | RB   | 6-0  | 210 | Sr.  | 3L   | Wabasso, Fla./Vero Beach               |
| 90  | Ash Weekley          | DE   | 6-4  | 225 | Jr.  | 1L   | Jacksonville, Fla./Bolles School       |
| 31  | Cornelius Whitehead  | DB   | 6-1  | 186 | Fr.  | RS   | Mount Dora, Fla./Mount Dora            |
| 51  | D.J. Williams        | LB   | 6-1  | 219 | Jr.  | 1L   | Fort Lauderdale, Fla./Cardinal Gibbons |
| 33  | Kerlon Williams      | RB   | 6-0  | 207 | Sr.  | 1L   | Crescent City, Fla./Norfolk State      |
| 82  | Khymest Williams     | WR   | 5-10 | 179 | Sr.  | 3L   | Lutcher, La./Lutcher                   |
| 12  | Marquee Williams     | WR   | 6-0  | 202 | So.  | 2L   | Ocala, Fla./Vanguard                   |
| 72  | Torrian Wilson       | OL   | 6-4  | 309 | Fr.  | RS   | Miami, Fla./Miami Northwestern         |
| 89  | Josh Wofford         | DL   | 6-1  | 311 | So.  | SQ   | Melbourne, Fla./Palm Bay               |
| 9   | J.J. Worton          | WR   | 6-2  | 193 | Fr.  | RS   | Homestead, Fla./South Dade             |

## 2011 SPRING SIGNEES

| NAME             | POS. | HT.  | WT. | YR. | HOMETOWN/HS, JC or COLLEGE                         |
|------------------|------|------|-----|-----|--|
| Brandon Bragg    | S    | 6-1  | 190 | Fr. | Orlando, Fla./University                           |
| Tarik Cook       | C    | 6-3  | 294 | Fr. | Stone Mountain, Ga./Stephenson                     |
| Jeremy Davis     | CB   | 6-0  | 170 | Fr. | Cape Coral, Fla./Cape Coral/Milford Academy (N.Y.) |
| Bruce Dukes      | CB   | 5-10 | 185 | Fr. | Tyrone, Ga./Sandy Creek                            |
| Mike Easton      | S    | 6-0  | 180 | Fr. | Winter Haven, Fla./Winter Haven                    |
| Troy Gray        | LB   | 6-1  | 220 | Fr. | Kennesaw, Ga./North Cobb                           |
| Deion Green      | DE   | 6-3  | 220 | Fr. | Orlando, Fla./Edgewater                            |
| Cam Henderson    | DE   | 6-5  | 250 | Fr. | Birmingham, Ala./Shades Valley/Navarro College     |
| Jared Henry      | S    | 6-1  | 190 | Fr. | Jacksonville, Fla./First Coast                     |
| Jacques Mackeroy | WR   | 6-0  | 200 | Fr. | Lakeland, Fla./Kathleen                            |
| Kevin Miller     | TE   | 6-4  | 241 | Fr. | Delran, N.J./Holy Cross                            |
| Willie Mitchell  | LB   | 6-1  | 240 | Fr. | Deltona, Fla./Pine Ridge                           |
| Thomas Niles     | DT   | 6-2  | 260 | Fr. | Gainesville, Ga./Gainesville                       |
| Miles Pace       | LB   | 6-0  | 237 | Fr. | Miami, Fla./Miami Central                          |
| Terrance Plummer | LB   | 6-1  | 221 | Fr. | Orange Park, Fla./Orange Park                      |
| DaMarcus Smith   | QB   | 6-1  | 180 | Fr. | Louisville, Ky./Seneca                             |
| Cedric Thompson  | RB   | 6-0  | 207 | Fr. | Miramar, Fla./Everglades                           |
| Justin Tukes     | TE   | 6-5  | 230 | Jr. | Sylvester, Ga./Worth County                        |
| Dalton Wertz     | DT   | 6-1  | 295 | Fr. | Arcadia, Fla./DeSoto County                        |
| Leilon Wilingham | LB   | 6-2  | 240 | Fr. | Denver, Colo./Mullen                               |





# UTEP

## MINERS

### QUICK FACTS

**Location:**

El Paso, Texas

**Founded:**

1914

**Enrollment:**

22,000

**Nickname:**

Miners

**Colors:**

Dark Blue, Orange, Silver Accent

**Stadium:**

Sun Bowl (51,500)

**President:**

Dr. Diana Natalicio

**Faculty Athletics Representative:**

Dr. Maceo C. Dailey

**Athletics Director:**

Bob Stull

**Senior Woman Administrator:**

Dr. Lisa Campos

**Basic Offense:**

1-Back

**Basic Defense:**

4-3

### SPORTS INFORMATION

**Associate A.D./Football SID:**

Jeff Darby

**Office Phone:**

915/747-6652

**Cell Phone:**

915/204-0642

**Fax:**

915/747-5444

**E-Mail:**

jdarby@utep.edu

**Website:**

www.UTEPAthletics.com

**Press Box Phone:**

915/747-5154

### KEY DATES

**Players Report:**

Tuesday, Aug. 3

**Media/Fan Day:**

TBA

**Fall Classes Begin:**

Monday, Aug. 22

## Mike Price HEAD COACH

Alma Mater: Puget Sound '69

Record at UTEP: 40-45 (.471) 7 Seasons

Career Record: 169-167 (.503) 29 Seasons

Hometown: Everett, Wash.

Birthdate: April 6, 1946



Dr. Diana Natalicio,  
President




Bob Stull, Athletics  
Director



Lisa Campos, SWA



Jeff Darby, SID



Mike Price

## 2011 SCHEDULE

| DATE                   | OPPONENT             | TV                  | TIME         |
|------------------------|----------------------|---------------------|--------------|
| Sept. 3                | STONY BROOK          |                     | 7:00p        |
| <b>Sept. 10</b>        | <b>at SMU</b>        | <b>(FSN)</b>        | <b>TBA</b>   |
| Sept. 17               | at New Mexico State  |                     | 6:00p        |
| Sept. 24               | at South Florida     |                     | TBA          |
| <b>Sept. 29 (Thu.)</b> | <b>HOUSTON</b>       | <b>(CBSSN)</b>      | <b>6:00p</b> |
| <b>Oct. 15</b>         | <b>at Tulane</b>     |                     | <b>1:30p</b> |
| Oct. 22                | COLORADO STATE       | (TW El Paso)        | 6:05p        |
| <b>Oct. 29</b>         | <b>SOUTHERN MISS</b> | <b>(CBSSN)</b>      | <b>6:00p</b> |
| <b>Nov. 5</b>          | <b>at Rice</b>       | <b>(FSN)</b>        | <b>TBA</b>   |
| <b>Nov. 12</b>         | <b>EAST CAROLINA</b> | <b>(TW El Paso)</b> | <b>6:05p</b> |
| <b>Nov. 19</b>         | <b>TULSA</b>         | <b>(TW El Paso)</b> | <b>6:05p</b> |
| <b>Nov. 25 (Fri.)</b>  | <b>at UCF</b>        | <b>(CBSSN)</b>      | <b>5:00p</b> |

**Conference games in bold italics**

Home games in ALL CAPS

All times are Mountain and subject to change



Jamie Irving

## 2011 PRESEASON RETURNEES

### LETTERMEN

Returning/Lost: 43/25

### STARTERS

Offensive Returning/Lost: 2/9

Defensive Returning/Lost: 9/2

Special Teams Returning/Lost: 2/2

### OFFENSIVE STARTERS RETURNING

RB Joe Banyard  
WR Donavon Kemp

### DEFENSIVE STARTERS RETURNING

NT Marcus Bagley  
LCB Antwon Blake  
LB Isaiah Carter  
FS DeShawn Grayson  
LB Jamie Irving  
RCB Travaun Nixon  
RE Bernard Obi  
LT Germard Reed  
LB Royzell Smith

### SPECIALISTS RETURNING

P Ian Campbell  
PK Dakota Warren

### KEY LOSSES

WR Kris Adams  
C Tanner Cullumber  
WR Pierce Hunter  
WR/KR Marlon McClure  
RG Rod Huntley  
SS Wiston Jeune  
LG Anthony McNac  
TE Jonny Moore  
LT Will Osolinsky  
DE Robert Soleyjacks  
RT Alex Solot  
QB Trevor Vittatoe

## 2010 RESULTS (6-7, 3-5 C-USA)

|            |                                   |          |              |            |
|------------|-----------------------------------|----------|--------------|------------|
| S4         | ARKANSAS-PINE BLUFF               | W        | 31-10        | 1-0        |
| <b>S10</b> | <b>at Houston (ESPN)</b>          | <b>L</b> | <b>24-54</b> | <b>1-1</b> |
| S18        | NEW MEXICO STATE                  | W        | 42-10        | 2-1        |
| <b>S25</b> | <b>MEMPHIS</b>                    | <b>W</b> | <b>16-13</b> | <b>3-1</b> |
| O2         | at New Mexico (The Mtn.)          | W        | 38-20        | 4-1        |
| <b>O9</b>  | <b>RICE</b>                       | <b>W</b> | <b>44-24</b> | <b>5-1</b> |
| <b>O16</b> | <b>at UAB</b>                     | <b>L</b> | <b>6-21</b>  | <b>5-2</b> |
| <b>O23</b> | <b>TULANE</b>                     | <b>L</b> | <b>24-34</b> | <b>5-3</b> |
| <b>O30</b> | <b>at Marshall</b>                | <b>L</b> | <b>12-16</b> | <b>5-4</b> |
| <b>N6</b>  | <b>SMU</b>                        | <b>W</b> | <b>28-14</b> | <b>6-4</b> |
| N13        | at (14) Arkansas (ESPN U)         | L        | 21-58        | 6-5        |
| <b>N20</b> | <b>at Tulsa</b>                   | <b>L</b> | <b>28-31</b> | <b>6-6</b> |
| D18        | vs. BYU (ESPN)<br>New Mexico Bowl | L        | 24-52        | 6-7        |

## HEAD COACH MIKE PRICE

Alma Mater: Puget Sound '69

## COACHING EXPERIENCE

2004- UTEP Head Coach - 40-45 (.471) 7 Seasons  
1989-2002 Washington State Head Coach - 83-78 (.516) - 14 seasons  
1981-88 Weber State Head Coach - 46-44 (.511) - 8 seasons  
1978-80 Missouri Quarterbacks/Receivers  
1974-77 Washington State Running Backs  
1971-73 Puget Sound Offensive Coordinator  
1969-70 Washington State Graduate Assistant

## COACHING STAFF

Associate Head Coach/Co-Off. Coordinator/Offense Line:  
Bob Connelly (Texas A&M-Commerce '94)  
Defense Coordinator/Defensive Line: Andre Patterson (Montana '83)  
Co-Offensive Coordinator/Quarterbacks/Kickers:  
Aaron Price (Washington State '94)  
Assistant Head Coach/Tight Ends: Jeff Woodruff (Kent State '79)  
Running Backs/Punters/Special Teams: Jeff Banks (Washington State '98)  
Safeties: Al Simmons (Cal State Hayward '87)  
Wide Receivers/ Recruiting Coordinator: Guy Holliday (Cheyney '87)  
Cornerbacks: Gabe Franklin (Boise State '04)  
Linebackers: Robert Rodriguez (UTEP '04)  
Assistant AD for Football Operations: Nate Poss (Rice '78)  
Strength and Conditioning: Kirk Davis (Akron '98)  
Graduate Assistant/Offense: Gary Hyman (Humboldt State '08)  
Graduate Assistant/Defense: Jake Hales (UNLV '08)  
Offensive Program Coordinator: Cameron Wierson (NW Missouri St. '10)  
Defensive Program Coordinator: Troy Collavo (UTEP '07)

## FOOTBALL OFFICE

Phone: 915/747-5224

Fax: 915/747-5027





## NOTING THE MINERS

- The Miners return 43 letterwinners and 13 starters from last year's squad that played in the fifth annual New Mexico Bowl. UTEP has two returning starters on offense and nine returning starters on defense. The Miners also welcome back their kicker (**Dakota Warren**) and punter (**Ian Campbell**) from a year ago.
- While the Miners return only 14 starters from last season, 24 players on the 2011 roster have starting experience (eight on offense/17 on defense). Leading the way is senior LB **Royzell Smith** with 24 starts. Junior DB **DeShawn Grayson** (16), senior DB **Antwon Blake** (14), senior LB **Jamie Irving** (13), senior LB **Jeremy Springer** (12), senior DL **Bernard Obi** (12) and sophomore DL **Germard Reed** (11) also own double-digit starts.
- UTEP entered spring drills with four quarterbacks vying for the starting position. Following 15 practices, junior college transfer **Nick Lamaison** and freshman **Javia Hall** moved to the front of the pack. Lamaison, who originally signed with the University of Tennessee, posted a 26-1 record as the starting QB at Mt. SAC during the 2008 and 2010 seasons. He and Hall combined to throw for 244 yards as the Blue thumped the White, 24-0, in the UTEP Spring Game on April 30.

## 2010 TEAM STATISTICS

| Category                       | UTEP       | Opponents  |
|--------------------------------|------------|------------|
| First Downs                    | 265        | 294        |
| Rushes-Yards                   | 412-1782   | 493-2393   |
| Rushing Yards/Game             | 137.1      | 184.1      |
| Passes Att./Comp./Int.         | 432-228-14 | 442-274-11 |
| Completion Pct.                | .528       | .619       |
| Passing Yards                  | 2903       | 2971       |
| Passing Yards/Game             | 223.3      | 228.5      |
| Total Off. Plays/Yds           | 844-4685   | 935-5364   |
| Total Offense/Game             | 360.4      | 412.6      |
| Punts-Average                  | 51-45.1    | 54-41.1    |
| Punt Returns-Yards             | 25-321     | 18-254     |
| Kickoff Returns-Yards          | 60-1538    | 54-1217    |
| Interceptions-Yards            | 11-203     | 14-141     |
| Fumbles-Lost                   | 19-7       | 17-5       |
| Penalties-Yards                | 77-668     | 82-727     |
| 3rd Down Conversions           | 84-178     | 91-185     |
| 3rd Down Conversion Percentage | .472       | .492       |
| 4th Down Conversions           | 6-15       | 5-14       |
| 4th Down Conversion Percentage | .400       | .357       |
| Sacks By-Yards                 | 14-94      | 18-150     |
| Avg. Time of Possession        | 28:51      | 31:09      |

## 2010 INDIVIDUAL LEADERS

| Rushing        | Att. | Yds. | Avg. | TD | Long |
|----------------|------|------|------|----|------|
| Joe Banyard    | 109  | 623  | 5.7  | 8  | 66   |
| Donald Buckram | 81   | 335  | 4.1  | 1  | 25   |
| TOTALS         | 412  | 1782 | 4.3  | 18 | 66   |

| Passing         | Comp. | Att. | Pct. | INT | Yards | TD |
|-----------------|-------|------|------|-----|-------|----|
| Trevor Vittatoe | 220   | 407  | .541 | 13  | 2756  | 22 |
| TOTALS          | 228   | 432  | .528 | 14  | 2903  | 23 |

| Receiving      | Rec | Yds. | Avg. | TD | Long |
|----------------|-----|------|------|----|------|
| Kris Adams     | 47  | 1070 | 22.8 | 14 | 73   |
| Marlon McClure | 30  | 343  | 11.4 | 1  | 30   |
| Evan Davis     | 24  | 292  | 12.2 | 3  | 33   |
| Pierce Hunter  | 20  | 280  | 14.0 | 2  | 48   |
| TOTALS         | 228 | 2903 | 12.7 | 23 | 73   |

| Field Goals   | Made-Att. | Pct. | Long |
|---------------|-----------|------|------|
| Dakota Warren | 12-20     | .600 | 57   |
| TOTALS        | 12-21     | .571 | 57   |

| Punting      | No. | Yards | Avg. | In 20 | Long |
|--------------|-----|-------|------|-------|------|
| Ian Campbell | 51  | 2300  | 45.1 | 15    | 72   |
| TOTALS       | 51  | 2300  | 45.1 | 15    | 72   |

| Tackles       | Solos | Ast | Total |
|---------------|-------|-----|-------|
| Wiston Jeune  | 45    | 44  | 89    |
| Jamie Irving  | 26    | 53  | 79    |
| Isaiah Carter | 27    | 48  | 75    |
| Travaun Nixon | 44    | 31  | 75    |
| Royzell Smith | 26    | 46  | 72    |
| TOTALS        | 435   | 628 | 1063  |

| Interceptions | No. | Yds. | Avg. | TD |
|---------------|-----|------|------|----|
| Travaun Nixon | 4   | 140  | 35.0 | 0  |
| Greg Watkins  | 1   | 19   | 19.0 | 0  |
| TOTALS        | 11  | 203  | 18.5 | 0  |

## FOLLOW THE MINERS ONLINE

### Official Website

[www.UTEPAthletics.com](http://www.UTEPAthletics.com)

### Facebook

UTEP Football

### Twitter

@UTEPAthletics

@UTEPFootball

### YouTube

<http://www.youtube.com/utepathletics>



## 2011 ROSTER

| NO. | NAME              | POS. | HT.  | WT. | YR. | EXP. | HOMETOWN/HS, JC or COLLEGE                                     |
|-----|-------------------|------|------|-----|-----|------|--|
| 48  | Aubrey Alexius    | LB   | 5-11 | 215 | Jr. | 2L   | Cypress, Texas/Cy Springs                                      |
| 66  | Mike Amdall       | OL   | 6-4  | 290 | Fr. | RS   | Plano, Texas/Plano East  |
| 63  | Eloy Atkinson     | OL   | 6-3  | 300 | Jr. | 2L   | Los Fresnos, Texas/Los Fresnos                                 |
| 92  | Adam Ayala        | DL   | 6-5  | 275 | So. | 1L   | Huntsville, Texas/Huntsville                                   |
| 99  | Marcus Bagley     | DL   | 6-1  | 330 | So. | 1L   | Mesquite, Texas/North Mesquite                                 |
| 21  | Joe Banyard       | RB   | 5-11 | 205 | Sr. | 1L   | Sweetwater, Texas/Sweetwater                                   |
| 20  | Josh Bell         | RB   | 5-11 | 210 | Fr. | RS   | Sugar Land, Texas/Kempner                                      |
| 9   | Antwon Blake      | DB   | 5-10 | 195 | Sr. | 3L   | Houston, Texas/Thurgood Marshall                               |
| 40  | Cooper Brock      | DL   | 6-3  | 250 | Fr. | RS   | Copperas Cove, Texas/Copperas Cove                             |
| 47  | Corin Brooks      | DL   | 6-3  | 320 | Fr. | RS   | Riverside, Calif./Arlington                                    |
| 62  | Kyle Brown        | DL   | 6-2  | 265 | Fr. | RS   | Conroe, Texas/Conroe   |
| 57  | Matt Camilli      | LS   | 6-4  | 240 | Sr. | 2L   | Las Cruces, N.M./Mayfield                                      |
| 7   | Ian Campbell      | P    | 5-11 | 170 | Jr. | 1L   | Duarte, Calif./Mt. SAC College                                 |
| 17  | Russell Carr      | WR   | 6-2  | 200 | Sr. | 3L   | Chino, Calif./Don Antonio Lugo                                 |
| 1   | Isaiah Carter     | LB   | 6-2  | 220 | Sr. | 3L   | Converse, Texas/Judson   |
| 93  | Justin Cordova    | DL   | 6-2  | 275 | Jr. | TR   | McKinney, Texas/SE Oklahoma St.                                |
| 58  | Brander Craighead | OL   | 6-6  | 300 | Jr. | 2L   | Ottawa, Ontario/Fork Union Military Academy                    |
| 18  | James Davidson    | LB   | 6-3  | 230 | So. | 1L   | Huntsville, Texas/Huntsville                                   |
| 29  | Laquintus Dowell  | RB   | 5-9  | 195 | Fr. | HS   | Humble, Texas/Humble   |
| 98  | Jamie Fehoko      | DL   | 6-2  | 300 | Sr. | 1L   | Hayward, Calif./College of San Mateo                           |
| 56  | Josh Fely         | LB   | 5-11 | 225 | Jr. | TR   | Oceanside, Calif./San Diego Mesa College                       |
| 18  | Katrae Ford       | TE   | 6-4  | 240 | So. | 1L   | Houston, Texas/Westfield                                       |
| 2   | Vernon Frazier    | RB   | 5-6  | 175 | Sr. | 3L   | Duncanville, Texas/Duncanville                                 |
| 65  | Wayne Frazier     | OL   | 6-4  | 300 | So. | 1L   | Refugio, Texas/Refugio   |
| 85  | Nuno Furtado      | TE   | 6-5  | 255 | Jr. |      | Lolito, Angola (Central Arizona College/Cal State Los Angeles) |
| 38  | Jacob Garcia      | WR   | 5-10 | 165 | Fr. | HS   | El Paso, Texas/Coronado  |
| 2   | DeShawn Grayson   | DB   | 6-0  | 205 | Jr. | 2L   | Riverside, Calif./Rancho Verde                                 |
| 35  | C.J. Haley        | DB   | 5-10 | 175 | So. | SQ   | Dallas, Texas/Jesuit Prep                                      |
| 1   | Javia Hall        | QB   | 6-1  | 190 | Fr. | RS   | Dallas, Texas/Skyline  |
| 5   | Davian Harper     | WR   | 6-3  | 220 | Fr. | HS   | Mesquite, Texas/Mesquite                                       |
| 89  | Jermaine Hicks    | DL   | 6-1  | 270 | Fr. | RS   | El Paso, Texas/Andress   |
| 42  | Greg Holleman     | LB   | 6-1  | 225 | Sr. | 3L   | Lubbock, Texas/Monterrey                                       |
| 4   | Jamie Irving      | LB   | 6-0  | 235 | Sr. | 3L   | Perris, Calif./Citrus Hill                                     |
| 33  | Mark Jackson      | WR   | 5-9  | 190 | Fr. | RS   | Houston, Texas/Milby   |
| 13  | Adrian James      | DB   | 5-11 | 170 | So. | 1L   | Dallas, Texas/Skyline  |
| 25  | Nathan Jeffery    | RB   | 5-11 | 195 | Fr. | RS   | Caddo Mills, Texas/Caddo Mills                                 |
| 3   | Jim Jones         | WR   | 6-0  | 175 | Fr. | RS   | Redlands, Calif./Aquinas                                       |
| 45  | Quentin Jones     | DL   | 5-11 | 310 | Fr. | RS   | Columbus, Ohio/Northland                                       |
| 84  | Donavon Kemp      | WR   | 6-1  | 195 | Sr. | 3L   | DeSoto, Texas/DeSoto   |
| 7   | Nick Lamaison     | QB   | 6-1  | 205 | Jr. | TR   | West Covina, Calif./Mt. SAC                                    |
| 75  | Patrick Landry    | OL   | 6-1  | 285 | So. |      | Carthage, Ill. (Army)  |
| 9   | Jordan Leslie     | WR   | 6-2  | 200 | Fr. | RS   | Houston, Texas/Tomball   |
| 53  | DeAndre Little    | LB   | 6-1  | 225 | Fr. | RS   | Ft. Huachuca, Ariz./Buena                                      |
| 43  | David Logston     | LB   | 6-2  | 220 | So. |      | Tempe, Arizona (Corona del Sol HS)                             |
| 80  | Julio Lopez       | WR   | 5-11 | 175 | Sr. | 1L   | El Paso, Texas/New Mexico State                                |
| 49  | Kevin Lopez       | K    | 5-11 | 195 | Sr. | SQ   | El Paso, Texas/Chapin  |
| 27  | Terr'I Mark       | DB   | 5-11 | 165 | So. | SQ   | Lufkin, Texas/Lufkin   |
| 72  | Nick Martin       | OL   | 6-5  | 275 | Fr. | RS   | Rancho Cucamonga, Calif./Los Osos                              |
| 60  | Nathan McCage     | OL   | 6-4  | 290 | Sr. | 1L   | Spring, Texas/Klein Collins                                    |
| 12  | Anthony McGhee    | WR   | 5-11 | 170 | Fr. | RS   | Dallas, Texas/North Garland                                    |
| 13  | Carson Meger      | QB   | 5-11 | 200 | So. | 1L   | Plano, Texas/Plano   |
| 59  | Paulo Melendez    | OL   | 6-2  | 315 | Fr. | HS   | El Paso, Texas/Horizon   |
| 33  | Horace Miller     | DL   | 6-1  | 225 | So. | TR   | Baltimore, Md./Louisville                                      |
| 30  | Wesley Miller     | DB   | 5-9  | 180 | Fr. | RS   | Fresno, Calif./San Joaquin Memorial                            |
| 22  | Chad Moncure      | DB   | 6-0  | 195 | So. | 1L   | Houston, Texas/William B. Travis                               |
| 83  | Kyle Morin        | WR   | 6-0  | 160 | Fr. |      | El Paso, Texas (Eastwood)                                      |
| 76  | Ruben Munoz       | DL   | 6-0  | 285 | Jr. | 1L   | El Paso, Texas/Eastwood  |
| 22  | Leilyon Myers     | RB   | 6-1  | 225 | Sr. | 1L   | Compton, Calif./Palomar JC                                     |
| 28  | Felix Neboh       | WR   | 5-8  | 160 | Fr. | HS   | Odessa, Texas/Permian  |
| 68  | James Nelson      | OL   | 6-7  | 330 | Jr. | TR   | Ventura, Calif./Ventura JC                                     |
| 55  | Hunter Nix        | LB   | 6-0  | 220 | Fr. | RS   | Prosper, Texas/Prosper   |
| 5   | Travaun Nixon     | DB   | 6-0  | 195 | Sr. | 1L   | Oxnard, Calif./Ventura JC                                      |
| 46  | Bernard Obi       | DL   | 6-2  | 255 | Sr. | 3L   | Pearland, Texas/Pearland                                       |

| NO. | NAME                 | POS. | HT.  | WT. | YR. | EXP. | HOMETOWN/HS, JC or COLLEGE                     |
|-----|----------------------|------|------|-----|-----|------|--|
| 15  | Devin Patterson      | WR   | 6-0  | 205 | Fr. | RS   | Mesquite, Texas/North Mesquite                 |
| 82  | Kevin Perry          | TE   | 6-5  | 225 | So. | 1L   | Opelousas, La./Houston Westbury Christian      |
| 14  | Michael Pickett      | DB   | 6-1  | 225 | Fr. | RS   | Cedar Park, Texas/Vista Ridge                  |
| 50  | Anthony Puente       | OL   | 5-11 | 230 | Fr. | HS   | San Antonio, Texas/Marshall                    |
| 61  | Germard Reed         | DL   | 6-0  | 280 | So. | 1L   | Lufkin, Texas/Lufkin                           |
| 23  | Cameron Richards-Lee | DB   | 6-2  | 200 | Fr. | RS   | Dallas, Texas/Hillcrest                        |
| 3   | Traun Roberson       | DB   | 5-11 | 180 | Fr. | RS   | DeSoto, Texas/DeSoto                           |
| 55  | James Robinson       | OL   | 6-4  | 325 | Jr. | TR   | Richmond, Calif./City College of San Francisco |
| 11  | A.J. Ropati          | LB   | 6-0  | 235 | Jr. | TR   | Carson, Calif./Los Angeles Harbor College      |
| 32  | Monroe Ross          | DB   | 6-1  | 175 | Fr. | HS   | Lawndale, Calif./Leuzinger                     |
| 77  | Paul Santillan       | OL   | 6-4  | 305 | Jr. | 2L   | Crosby, Texas/Crosby                           |
| 39  | Mike Scott           | K    | 6-1  | 150 | Sr. | SQ   | El Paso, Texas/Franklin                        |
| 6   | Royzell Smith        | LB   | 6-1  | 230 | Sr. | 3L   | Missouri City, Texas/Thurgood Marshall         |
| 14  | Tate Smith           | QB   | 6-1  | 220 | Sr. | 1L   | Odessa, Texas/New Mexico                       |
| 24  | Richard Spencer      | DB   | 6-2  | 205 | Jr. | 2L   | Moreno Valley, Calif./Rancho Verde             |
| 8   | Jeremy Springer      | LB   | 6-3  | 225 | Sr. | 3L   | Los Fresnos, Texas/Los Fresnos                 |
| 97  | Yahchaaroah Stuart   | DL   | 6-2  | 285 | Sr. | 1L   | Warsaw, Ind./Taylor University                 |
| 91  | Isaac Tauaefa        | DL   | 6-0  | 290 | Jr. | 1L   | Lake Dallas, Texas/Air Force Prep              |
| 10  | Drew Thomas          | DB   | 5-10 | 185 | Jr. | 2L   | Chicago, Ill./Ottawa Township                  |
| 87  | Eric Tomlinson       | TE   | 6-6  | 250 | Fr. | RS   | Klein, Texas/Klein                             |
| 11  | Malcolm Trail        | WR   | 6-1  | 190 | Fr. | HS   | Dallas, Texas/Life School Oak Cliff            |
| 8   | Dakota Warren        | K    | 5-10 | 190 | Jr. | 1L   | Austin, Texas/Ventura College                  |
| 44  | Greg Watkins         | DL   | 6-5  | 225 | Jr. | 1L   | Katy, Texas/Cypress Springs                    |
| 69  | Jerel Watkins        | OL   | 6-2  | 275 | Fr. | RS   | Channelview, Texas/Channelview                 |
| 81  | Craig Wenrick        | TE   | 6-5  | 250 | So. | 1L   | Flower Mound, Texas/Flower Mound               |
| 96  | Chris Whatley        | DL   | 6-0  | 230 | Jr. | TR   | El Paso, Texas/Grambling State                 |
| 88  | Lavorick Williams    | WR   | 6-1  | 185 | Jr. | 1L   | Odessa, Texas/New Mexico State                 |
| 16  | Darren Woodard       | DB   | 5-11 | 165 | Jr. | TR   | Freeport, Texas/Kilgore College                |

## 2011 SPRING SIGNEES

| NAME             | POS.  | HT.  | WT. | YR. | HOMETOWN/HS, JC or COLLEGE                            |
|------------------|-------|------|-----|-----|---|
| Trey Brown       | LB    | 6-0  | 210 | Fr. | Brownwood, Texas/Lancaster                            |
| Tyrone Darling   | LB    | 5-11 | 200 | Fr. | Arlington, Texas/Juan Seguin                          |
| Mike Edwards     | WR    | 5-10 | 185 | Jr. | Glendora, Calif./Glendora/Mt. SAC                     |
| Josh Fely        | LB    | 6-0  | 220 | Jr. | Oceanside, Calif./Oceanside/San Diego Mesa Coll.      |
| Cole Freytag     | WR/DB | 6-1  | 180 | Fr. | El Paso, Texas/Coronado                               |
| Ishmael Harrison | WR    | 6-0  | 190 | Fr. | Red Oak, Texas/Red Oak                                |
| Shane Huhn       | DB    | 6-0  | 190 | Fr. | Cibola, Texas/Steele                                  |
| Trint Jenkins    | OL    | 6-8  | 325 | Fr. | Tulsa, Okla./Victory Christian                        |
| Nick Lamaison    | QB    | 6-1  | 210 | Jr. | West Covina, Calif./South Hills/Mt. SAC               |
| Ryan Lindblade   | OL    | 6-7  | 285 | Fr. | Richmond, Texas/Foster                                |
| James Martin     | OL    | 6-6  | 285 | Jr. | Chino Hills, Calif./Ayala/Mt. SAC                     |
| Derrick Morgan   | DB    | 6-1  | 210 | Jr. | Germantown, Md. (Clarksburg/Cabrillo JC)              |
| A.C. Patterson   | OL    | 6-1  | 305 | Fr. | Las Vegas, Nev./Bishop Gorman                         |
| Roy Robertson    | DL    | 6-6  | 240 | Fr. | Grand Prairie, Texas/South Grand Prairie              |
| James Robinson   | OL    | 6-5  | 325 | Jr. | Richmond, Calif./Salesian/City Coll. of San Francisco |
| A.J. Ropati      | LB    | 6-2  | 230 | Jr. | Carson, Calif./Carson/Los Angeles Harbor College      |
| Kishon Sanders   | TE    | 6-2  | 230 | Fr. | Pasadena, Calif./La Salle                             |
| Gage Sharp       | DB    | 6-0  | 190 | Fr. | The Colony, Texas/The Colony                          |
| Blaire Sullivan  | QB    | 6-3  | 195 | Fr. | San Antonio, Texas/Central Catholic                   |
| Xay Williams     | RB    | 6-0  | 200 | Fr. | Carrollton, Texas/Ranchview                           |
| Darren Woodard   | DB    | 5-11 | 170 | Jr. | Freeport, Texas/Brazosport/Kilgore College            |



# 2010 STANDINGS / POSTSEASON RESULTS

## East Division

|               | C-USA |      |     |     |      |     |     |
|---------------|-------|------|-----|-----|------|-----|-----|
|               | W-L   | Pct. | H   | A   | Div. | Pts | Opp |
| x-UCF         | 7-1   | .875 | 3-1 | 4-0 | 4-1  | 326 | 165 |
| East Carolina | 5-3   | .625 | 3-1 | 2-2 | 4-1  | 346 | 327 |
| Southern Miss | 5-3   | .625 | 2-2 | 3-1 | 3-2  | 360 | 277 |
| Marshall      | 4-4   | .500 | 3-1 | 1-3 | 2-3  | 170 | 209 |
| UAB           | 3-5   | .375 | 2-2 | 1-3 | 2-3  | 198 | 253 |
| Memphis       | 0-8   | .000 | 0-4 | 0-4 | 0-5  | 128 | 306 |

## All Games

| W-L  | Pct. | H   | A   | Pts | Opp |
|------|------|-----|-----|-----|-----|
| 11-3 | .786 | 5-2 | 6-1 | 449 | 240 |
| 6-7  | .462 | 4-2 | 2-5 | 478 | 572 |
| 8-5  | .615 | 4-2 | 4-3 | 479 | 384 |
| 5-7  | .417 | 4-2 | 1-5 | 250 | 345 |
| 4-8  | .333 | 3-3 | 1-5 | 316 | 379 |
| 1-11 | .083 | 1-5 | 0-6 | 173 | 478 |

## West Division

|         | C-USA |      |     |     |      |     |     |
|---------|-------|------|-----|-----|------|-----|-----|
|         | W-L   | Pct. | H   | A   | Div. | Pts | Opp |
| SMU     | 6-2   | .750 | 3-1 | 3-1 | 3-2  | 232 | 201 |
| Tulsa   | 6-2   | .750 | 4-0 | 2-2 | 4-1  | 346 | 233 |
| Houston | 4-4   | .500 | 2-2 | 2-2 | 3-2  | 327 | 245 |
| UTEP    | 3-5   | .375 | 3-1 | 0-4 | 2-3  | 182 | 207 |
| Rice    | 3-5   | .375 | 3-1 | 0-4 | 1-4  | 269 | 337 |
| Tulane  | 2-6   | .250 | 1-3 | 1-3 | 2-3  | 219 | 343 |

## All Games

| W-L  | Pct. | H   | A   | Pts | Opp |
|------|------|-----|-----|-----|-----|
| 7-7  | .500 | 4-3 | 3-4 | 360 | 359 |
| 10-3 | .769 | 6-0 | 4-3 | 538 | 394 |
| 5-7  | .417 | 3-3 | 2-4 | 452 | 386 |
| 6-7  | .462 | 5-1 | 1-6 | 338 | 357 |
| 4-8  | .333 | 3-4 | 1-4 | 344 | 462 |
| 4-8  | .333 | 2-5 | 2-3 | 299 | 446 |

x- Conference USA Champion

## BOWL GAMES

FRIDAY, DECEMBER 31

**AutoZone Liberty Bowl**  
(24) UCF 10, Georgia 6

THURSDAY, DECEMBER 30

**Bell Helicopter Armed Forces Bowl**  
Army 16, SMU 14

WEDNESDAY, DECEMBER 29

**Military Bowl**  
Maryland 51, East Carolina 20

FRIDAY, DECEMBER 24

**Sheraton Hawai'i Bowl**  
Tulsa 62, (25) Hawai'i 35

TUESDAY, DECEMBER 21

**Beef 'O' Brady's St. Petersburg Bowl**  
Louisville 31, Southern Miss 28

SATURDAY, DECEMBER 18

**New Mexico Bowl**  
BYU 52, UTEP 24



**C-USA CHAMPIONSHIP**  
SATURDAY, DECEMBER 4  
**C-USA Championship Game**  
(25) UCF 17, SMU 7



## C-USA AWARDS

**COACH OF THE YEAR**  
George O'Leary - UCF

**MOST VALUABLE PLAYER**  
Dwayne Harris - WR/KR/PR - East Carolina

**OFFENSIVE PLAYER OF THE YEAR**  
G.J. Kinne - QB - Tulsa

**DEFENSIVE PLAYER OF THE YEAR**  
Bruce Miller - DE - UCF

**SPECIAL TEAMS PLAYER OF THE YEAR**  
Damaris Johnson - KR/PR - Tulsa

**NEWCOMER OF THE YEAR**  
Dominique Davis - QB - East Carolina

**FRESHMAN OF THE YEAR**  
Jeff Godfrey - QB - UCF

UCF RB Latavius Murray was named MVP of the 2010 C-USA Championship Game

# 2010 HONORS / AWARDS

## ALL-CONFERENCE USA

### FIRST TEAM

#### OFFENSE

QB G.J. Kinne, Jr., Tulsa  
RB Bryce Beall, Jr., Houston  
RB Zach Line, So., SMU  
OL Kelvin Beachum, Jr., SMU  
OL Matt McCants, Jr., UAB  
OL Jah Reid, Sr., UCF  
OL Willie Smith, Sr., East Carolina  
OL Chris Thompson, Jr., Houston  
OL Cameron Zipp, Sr., Southern Miss  
TE Johdrick Morris, Sr., Southern Miss  
WR Dwayne Harris, Sr., East Carolina  
WR Patrick Edwards, Jr., Houston  
WR Aldrick Robinson, Sr., SMU

#### DEFENSE

DL Vinny Curry, Jr., Marshall  
DL Bruce Miller, Sr., UCF  
DL Cheta Ozougwu, Sr., Rice  
DL Taylor Thompson, Jr., SMU  
LB Ja'Gared Davis, So., SMU  
LB Mario Harvey, Sr., Marshall  
LB Jamon Hughes, Sr., Memphis  
DB Philip Davis, Sr., Tulane  
DB Kemal Ishmael, So., UCF  
DB Marco Nelson, Fr., Tulsa  
DB Josh Robinson, So., UCF

#### SPECIAL TEAMS

K Danny Hrapmann, Jr., Southern Miss  
P Kyle Martens, Jr., Rice  
KR Quincy McDuffie, So., UCF  
PR Dwayne Harris, Sr., East Carolina  
PR Damaris Johnson, Jr., Tulsa  
LS Brandon Long, Sr., Rice

### SECOND TEAM

#### OFFENSE

QB Austin Davis, Jr., Southern Miss  
RB Orleans Darkwa, Fr., Tulane  
RB Ronnie Weaver, Jr., UCF  
OL Clint Anderson, Jr., Tulsa  
OL Rod Huntley, Sr., UTEP  
OL Dominik Riley, Sr., Memphis  
OL Chad Schofield, Sr., Marshall  
OL Isaiah Thompson, Sr., Houston  
TE Lee Smith, Sr., Marshall  
WR Cole Beasley, Jr., SMU  
WR Lance Lewis, Jr., East Carolina  
WR Damaris Johnson, Jr., Tulsa

#### DEFENSE

DL Anthony Gray, Sr., Southern Miss  
DL Elliott Henigan, Jr., UAB  
DL Cordarro Law, Jr., Southern Miss  
DL Darius Nall, Jr., UCF  
LB Trent Mackey, So., Tulane  
LB Marcus McGraw, Jr., Houston  
LB Youri Yenga, Sr., SMU  
DB Travis Bradshaw, Jr., Rice  
DB Emanuel Davis, Jr., East Carolina  
DB Chris Banjo, Jr., SMU

DB Justin Wilson, Sr., Southern Miss  
DB Travaun Nixon, Jr., UTEP

#### SPECIAL TEAMS

K Michael Barbour, Jr., East Carolina  
P Michael Such, Sr., Tulsa  
KR Damaris Johnson, Jr., Tulsa  
PR Patrick Edwards, Jr., Houston  
LS Charley Hughlett, Jr., UCF

### HONORABLE MENTION

#### OFFENSE

QB Dominique Davis, Jr., East Carolina  
QB Kyle Padron, So., SMU  
QB Bryan Ellis, Jr., UAB  
QB Trevor Vittatoe, Sr., UTEP  
RB Jonathan Williams, Sr., East Carolina  
RB Sam McGuffie, So., Rice  
RB Kendrick Hardy, Fr., Southern Miss  
RB Charles Clay, Sr., Tulsa  
RB Pat Shed, Jr., UAB  
RB Joe Banyard, Jr., UTEP  
OL Jake Hicks, Jr., Rice  
OL J.T. Brooks, Jr., SMU  
OL Blake McJunkin, Jr., SMU  
OL Joe Duhon, So., Southern Miss  
OL Lamar Holmes, Jr., Southern Miss  
OL Pete Hendrickson, Sr., Tulane  
OL Andrew Nierman, Sr., Tulane  
OL Tyler Holmes, Jr., Tulsa  
OL Nick Pieschel, Jr., UCF  
OL Anthony McNac, Sr., UTEP  
OL Alex Solot, Sr., UTEP  
TE Cody Sparks, Sr., Tulane  
TE Charles Clay, Sr., Tulsa  
TE Jeffery Anderson, Sr., UAB  
TE Adam Nissley, Jr., UCF  
WR James Cleveland, Sr., Houston  
WR Aaron Dobson, So., Marshall  
WR Marcus Rucker, So., Memphis  
WR Vance McDonald, So., Rice  
WR Kelvin Bolden, Jr., Southern Miss  
WR Casey Robottom, Sr., Tulane  
WR Mike Jones, Sr., UAB  
WR Brian Watters, Sr., UCF  
WR Kris Adams, Sr., UTEP

#### DEFENSE

DL Josh Smith, Sr., East Carolina  
DL Dontari Poe, So., Memphis  
DL Frank Trotter, Jr., Memphis  
DL John Gioffre, Jr., Rice  
DL Margus Hunt, So., SMU  
DL John Henderson, Sr., Southern Miss  
DL Justin Adams, Sr., Tulane  
DL Dezman Moses, Jr., Tulane  
DL Cory Dorris, So., Tulsa  
DL Odrick Ray, Sr., Tulsa  
DL Tyrunn Walker, Jr., Tulsa  
DL Bryant Turner, Sr., UAB  
DL David Williams, Sr., UCF  
DL Robert Soleyjacks, Sr., UTEP  
LB Dustin Lineback, Sr., East Carolina  
LB Sammy Brown, Jr., Houston  
LB Pete Fleps, Sr., SMU

LB Taylor Reed, So., SMU  
LB Jamie Collins, So., Southern Miss  
LB Korey Williams, Jr., Southern Miss  
LB Tanner Antle, Sr., Tulsa  
LB Curnelius Arnick, Jr., Tulsa  
LB Shawn Jackson, Fr., Tulsa  
LB Marvin Burdette, So., UAB  
LB Derrick Hallman, Sr., UCF  
LB Isaiah Carter, Jr., UTEP  
DB Donald Brown, So., Marshall  
DB Omar Brown, Jr., Marshall  
DB Richard Crawford, Jr., SMU  
DB Chico Hunter, Sr., Southern Miss  
DB Alex Wacha, Sr., Tulane  
DB John Flanders, Jr., Tulsa  
DB Dexter McCoil, So., Tulsa  
DB T.J. Ballou, Jr., UAB  
DB Jamie Bender, Jr., UAB  
DB Deshawn Grayson, So., UTEP  
DB Wiston Jeune, Sr., UTEP

#### SPECIAL TEAMS

K Paulo Henriques, So., Memphis  
K Cairo Santos, Fr., Tulane  
P Tom Hornsey, Fr., Memphis  
P Ian Campbell, So., UTEP  
KR Marlon McClure, So., UTEP  
PR Josh Robinson, So., UCF  
PR Marlon McClure, So., UTEP  
LS Keenan Bratcher, Sr., Memphis  
LS Creighton Nelms, Jr., Southern Miss  
LS Jonathan Edwards, So., Tulane  
LS Taylor Klein, So., UAB  
LS Matt Camilli, Jr., UTEP

## ALL-FRESHMAN

#### OFFENSE

QB Jeff Godfrey, UCF  
RB Kendrick Hardy, Southern Miss  
RB Orleans Darkwa, Tulane  
OL Grant Harner, East Carolina  
OL Ricky Hart, Memphis  
OL Stetson Burnett, Tulsa  
OL Justin McCray, UCF  
OL Jordan McCray, UCF  
TE Zeke Walters, Southern Miss  
WR Thomas Roberson, Tulsa  
WR Jackie Williams, UAB

#### DEFENSE

DL Marques Aiken, Marshall  
DL Khyri Thornton, Southern Miss  
DL Victor Gray, UCF  
DL Germard Reed, UTEP  
LB Efrem Oliphant, Houston  
LB Shawn Jackson, Tulsa  
LB Cody Wilson, Tulsa  
DB Mohammed Seisay, Memphis  
DB Alex Walters, Southern Miss  
DB Deron Wilson, Southern Miss  
DB Marco Nelson, Tulsa  
DB Jordan Ozerities, UCF

## SPECIAL TEAMS

K Chris Boswell, Rice  
K Cairo Santos, Tulane  
P Tom Hornsey, Memphis  
KR Darryl Fields, SMU

## PLAYERS OF THE WEEK

### OFFENSE

S6 Dominique Davis, QB, East Carolina  
S13 Bryce Beall, RB, Houston  
S20 Bryan Ellis, QB, UAB  
S27 Bryan Ellis, QB, UAB  
O4 Kyle Padron, QB, SMU  
O11 Kris Adams, WR, UTEP  
O18 Dominique Davis, QB, East Carolina  
O25 Casey Robottom, WR, Tulane  
N1 Pat Shed, RB, UAB  
Ronnie Weaver, RB, UCF  
N8 Jeff Godfrey, QB, UCF  
N15 G.J. Kinne, QB, Tulsa  
N22 Austin Davis, QB, Southern Miss  
N29 G.J. Kinne, QB, Tulsa

### DEFENSE

S6 Trent Mackey, LB, Tulane  
S13 Vinny Curry, DE, Marshall  
S20 Darius Nall, DE, UCF  
S27 Loyce Means, CB, Houston  
O4 Dezman Moses, DE, Tulane  
O11 Kemal Ishmael, FS, UCF  
O18 Jamon Hughes, LB, Memphis  
O25 Sammy Brown, LB, Houston  
Darius Nall, DE, UCF  
N1 Shawn Jackson, LB, Tulsa  
N8 Josh Linam, LB, UCF  
N15 Marco Nelson, DB, Tulsa  
N22 Richard Crawford, DB, SMU  
N29 Mario Harvey, LB, Marshall

## SPECIAL TEAMS

S6 Matt Szymanski, K/P, SMU  
S13 Kevin Fitzpatrick, K, Tulsa  
S20 Tom Hornsey, P, Memphis  
Deron Wilson, DB, Southern Miss  
S27 Dakota Warren, K, UTEP  
O4 Jonathan Ginsburgh, P, Tulane  
O11 Danny Hrapmann, K, Southern Miss  
O18 Kyle Martens, P, Rice  
O25 Tyron Carrier, KR, Houston  
N1 Damaris Johnson, PR/KR, Tulsa  
N8 Damaris Johnson, PR/KR, Tulsa  
N15 Charles Ross, KR, Rice  
N22 Quincy McDuffie, KR, UCF  
N29 Francisco Llanos, KR, Southern Miss

## C-USA ALL-AMERICANS

### AFCA

#### First Team

P – Kyle Martens, Rice

### ASSOCIATED PRESS

#### Second Team

AP – Damaris Johnson, Tulsa

#### Third Team

K – Danny Hrapmann, Southern Miss  
P – Kyle Martens, Rice

### CBS SPORTS.COM

#### Second Team

K – Danny Hrapmann, Southern Miss  
KR – Quincy McDuffie, UCF

### COLLEGEFOOTBALLNEWS.COM

#### First Team

CB – Josh Robinson, UCF

#### Second Team

DL – Vinny Curry, Marshall  
K – Danny Hrapmann, Southern Miss  
KR – Quincy McDuffie, UCF

#### Honorable Mention

TE – Cody Sparks, Tulane  
LB – Mario Harvey, Marshall  
LB – Ja'Gared Davis, SMU  
P – Kyle Martens, Rice  
KR – Marlon McClure, UTEP  
PR – Josh Robinson, UCF

### PHIL STEELE PUBLICATIONS

#### Third Team

KR – Quincy McDuffie, UCF  
K – Danny Hrapmann, Southern Miss  
LS – Brandon Long, Rice

#### Fourth Team

LB – Mario Harvey, Marshall  
P – Kyle Martens

### RIVALDS.COM

#### Second Team

AP – Damaris Johnson, Tulsa

#### Third Team

K – Danny Hrapmann, Southern Miss  
P – Kyle Martens, Rice

### SI.COM

#### Second Team

AP – Damaris Johnson, Tulsa

#### Honorable Mention

WR – Patrick Edwards, Houston  
WR – Aldrick Robinson, SMU  
DL – Vinny Curry, Marshall  
LB – Mario Harvey, Marshall  
LB – Jamon Hughes, Memphis  
K – Danny Hrapmann, Southern Miss  
P – Kyle Martens, Rice  
R – Quincy McDuffie, UCF

R – Marlon McClure, UTEP  
AP – Pat Shed, UAB

### WALTER CAMP

#### First Team

PK – Danny Hrapmann, Southern Miss

#### Second Team

P – Kyle Martens, Rice

## FRESHMAN ALL-AMERICANS

### COLLEGEFOOTBALLNEWS.COM

#### Honorable Mention

QB – Jeff Godfrey, UCF  
QB – David Piland, Houston  
RB – Orleans Darkwa, Tulane  
RB – Kendrick Hardy, Southern Miss  
LB – Shawn Jackson, Tulsa  
DB – Deron Wilson, Southern Miss  
DB – Marco Nelson, Tulsa

### FWAA

#### First Team

DB – Marco Nelson, Tulsa  
P – Tom Hornsey, Memphis

### PHIL STEELE PUBLICATIONS

#### Second Team

QB – Jeff Godfrey, UCF  
LB – Shawn Jackson, Tulsa  
DB – Deron Wilson, Southern Miss

#### Third Team

RB – Orleans Darkwa, Tulane  
DB – Marco Nelson, Tulsa  
P – Tom Hornsey, Memphis

#### Fourth Team

RB – Kendrick Hardy, Southern Miss  
DB – Monterius Lovett, Marshall

#### Fifth Team

OL – Ricky Hart, Memphis  
DL – Connor Boyett, UAB  
LB – Trevor Black, Marshall  
DB – Mohammed Seisay, Memphis  
K – Chris Boswell, Rice

### RIVALDS.COM

#### Second Team

LB – Shawn Jackson, Tulsa

# 2010 STATISTICS - INDIVIDUAL, ALL GAMES

## RUSHING

|                    | G  | ATT | YDS  | AVG | TD | YDS/G |
|--------------------|----|-----|------|-----|----|-------|
| Line, Zach, SMU    | 14 | 244 | 1494 | 6.1 | 10 | 106.7 |
| Darkwa, O., TLN    | 11 | 184 | 925  | 5.0 | 11 | 84.1  |
| McGuffie, S., RICE | 12 | 197 | 883  | 4.5 | 6  | 73.6  |
| Beall, Bryce, HOU  | 12 | 163 | 870  | 5.3 | 12 | 72.5  |
| Shed, P., UAB      | 12 | 157 | 847  | 5.4 | 3  | 70.6  |
| Hardy, K., USM     | 13 | 139 | 903  | 6.5 | 7  | 69.5  |
| Williams Jon, ECU  | 13 | 154 | 847  | 5.5 | 10 | 65.2  |
| Weaver, R., UCF    | 14 | 186 | 890  | 4.8 | 11 | 63.6  |
| Johnson, D., USM   | 10 | 115 | 611  | 5.3 | 8  | 61.1  |
| Ray, Gregory, MEM  | 12 | 157 | 676  | 4.3 | 3  | 56.3  |

## PASS EFFICIENCY

|                    | G  | CMP | ATT | INT | PCT  | YDS  | TD | EFF   |
|--------------------|----|-----|-----|-----|------|------|----|-------|
| Godfrey, J., UCF   | 14 | 159 | 238 | 8   | 66.8 | 2159 | 13 | 154.3 |
| Kinne, G.J., TLS   | 13 | 275 | 460 | 10  | 59.8 | 3650 | 31 | 144.3 |
| Padron, K., SMU    | 14 | 302 | 508 | 14  | 59.4 | 3828 | 31 | 137.4 |
| Davis, A., USM     | 13 | 278 | 442 | 6   | 62.9 | 3103 | 20 | 134.1 |
| David, D., ECU     | 13 | 393 | 609 | 16  | 64.5 | 3967 | 37 | 134.0 |
| Ellis, B., UAB     | 11 | 231 | 411 | 12  | 56.2 | 2940 | 25 | 130.5 |
| Fanuzzi, N., RICE  | 11 | 151 | 241 | 9   | 62.7 | 1681 | 11 | 128.8 |
| Williams, R., MEM  | 12 | 165 | 290 | 10  | 56.9 | 2075 | 13 | 124.9 |
| Vittatoe, T., UTEP | 13 | 220 | 407 | 13  | 54.1 | 2756 | 22 | 122.4 |
| Griffin, R., TLN   | 11 | 223 | 372 | 8   | 59.9 | 2371 | 14 | 121.6 |

## TOTAL OFFENSE

|                    | G  | RUSH | PASS | PLAYS | TOTAL | YDS/G |
|--------------------|----|------|------|-------|-------|-------|
| Kinne, G.J., TLS   | 13 | 561  | 3650 | 618   | 4211  | 323.9 |
| Davis, D., ECU     | 13 | 141  | 3967 | 688   | 4108  | 316.0 |
| Padron, K., SMU    | 14 | 244  | 3828 | 612   | 4072  | 290.9 |
| Davis, A., USM     | 13 | 452  | 3103 | 587   | 3555  | 273.5 |
| Ellis, B., UAB     | 11 | 29   | 2940 | 436   | 2969  | 269.9 |
| Vittatoe, T., UTEP | 13 | 98   | 2756 | 462   | 2854  | 219.5 |
| Anderson, B., MAR  | 12 | 90   | 2358 | 431   | 2448  | 204.0 |
| Griffin, R., TLN   | 11 | -146 | 2371 | 411   | 2225  | 202.3 |
| Godfrey, J., UCF   | 14 | 566  | 2159 | 390   | 2725  | 194.6 |
| Williams, R., MEM  | 12 | -174 | 2075 | 338   | 1901  | 158.4 |

## RECEPTIONS/GAME

|                    | G  | REC | YDS  | TD | AVG/C | REC/G |
|--------------------|----|-----|------|----|-------|-------|
| Harris, D., ECU    | 13 | 101 | 1123 | 10 | 11.1  | 7.77  |
| Lewis, L., ECU     | 13 | 89  | 1116 | 14 | 12.5  | 6.85  |
| Beasley, C., SMU   | 14 | 87  | 1060 | 6  | 12.2  | 6.21  |
| Johnson, D., SMU   | 13 | 78  | 845  | 6  | 10.8  | 6.00  |
| Edwards, P., HOU   | 12 | 71  | 1100 | 13 | 15.5  | 5.92  |
| Robottom, C., TLN  | 10 | 56  | 663  | 4  | 11.8  | 5.60  |
| Cleveland, J., HOU | 11 | 57  | 800  | 6  | 14.0  | 5.18  |
| Robinson, A., SMU  | 14 | 65  | 1301 | 14 | 20.0  | 4.64  |
| Carrier, T., HOU   | 12 | 53  | 480  | 1  | 9.1   | 4.42  |
| Johnson, D., TLS   | 13 | 57  | 872  | 4  | 15.3  | 4.38  |

## REC. YDS/GAME

|                    | G  | REC | YDS  | TD | AVG/CYDS/G |      |
|--------------------|----|-----|------|----|------------|------|
| Robinson, A., SMU  | 14 | 65  | 1301 | 14 | 20.0       | 92.9 |
| Edwards, P., HOU   | 12 | 71  | 1100 | 13 | 15.5       | 91.7 |
| Harris, D., ECU    | 13 | 101 | 1123 | 10 | 11.1       | 86.4 |
| Lewis, L., ECU     | 13 | 89  | 1116 | 14 | 12.5       | 85.8 |
| Adams, K., UTEP    | 13 | 47  | 1070 | 14 | 22.8       | 82.3 |
| Beasley, C., SMU   | 14 | 87  | 1060 | 6  | 12.2       | 75.7 |
| Cleveland, J., HOU | 11 | 57  | 800  | 6  | 14.0       | 72.7 |
| Johnson, D., TLS   | 13 | 57  | 872  | 4  | 15.3       | 67.1 |
| Robottom, C., TLN  | 10 | 56  | 663  | 4  | 11.8       | 66.3 |
| Johnson, D., SMU   | 13 | 78  | 845  | 6  | 10.8       | 65.0 |

## ALL-PURPOSE

|                    | G  | RUSH | RCV  | PR  | KR   | YDS  | AVG/G |
|--------------------|----|------|------|-----|------|------|-------|
| Johnson, D., TLS   | 13 | 560  | 872  | 292 | 904  | 2628 | 202.2 |
| Shed, Pat, UAB     | 12 | 847  | 471  | 69  | 738  | 2125 | 177.1 |
| Harris, D., ECU    | 13 | 104  | 1123 | 222 | 839  | 2288 | 176.0 |
| Carrier, T., HOU   | 12 | 50   | 480  | 0   | 1174 | 1704 | 142.0 |
| Williams, J., ECU  | 13 | 847  | 431  | 0   | 359  | 1637 | 125.9 |
| McClure, M., UTEP  | 12 | 33   | 343  | 183 | 930  | 1489 | 124.1 |
| Line, Z., SMU      | 14 | 1494 | 163  | 0   | 0    | 1657 | 118.4 |
| Darkwa, O., TLN    | 11 | 925  | 155  | 0   | 136  | 1216 | 110.5 |
| Edwards, P., HOU   | 12 | -9   | 1100 | 231 | 0    | 1322 | 110.2 |
| McGuffie, S., RICE | 12 | 883  | 384  | 10  | 0    | 1277 | 106.4 |

## INTERCEPTIONS

|                    | G  | INT | YDS | TD | INT/G |
|--------------------|----|-----|-----|----|-------|
| McCoil, D., TLS    | 12 | 6   | 63  | 0  | 0.50  |
| Nelson, M., TLS    | 13 | 6   | 88  | 1  | 0.46  |
| Weams, Reggie, UCF | 13 | 5   | 75  | 0  | 0.38  |
| Nixon, T., UTEP    | 12 | 4   | 140 | 0  | 0.33  |
| Arnick, C., TLS    | 13 | 4   | 134 | 1  | 0.31  |

|                     |    |   |     |   |      |
|---------------------|----|---|-----|---|------|
| Wilson, Justin, USM | 13 | 4 | 17  | 0 | 0.31 |
| Jackson, R., MAR    | 10 | 3 | 136 | 1 | 0.30 |
| Crawford, R., SMU   | 14 | 4 | 3   | 0 | 0.29 |
| Means, Loyce, HOU   | 12 | 3 | 74  | 1 | 0.25 |
| Smith, Shakiel, TLN | 12 | 3 | 68  | 0 | 0.25 |

## PUNT RETURNS

|                   | G  | RET | YDS | TD | AVG  |
|-------------------|----|-----|-----|----|------|
| Edwards, P., HOU  | 12 | 15  | 231 | 1  | 15.4 |
| Robinson, J., UCF | 13 | 20  | 304 | 0  | 15.2 |
| Johnson, D., TLS  | 13 | 23  | 292 | 1  | 12.7 |
| Harris, D., ECU   | 13 | 19  | 222 | 0  | 11.7 |
| Evans, T., MAR    | 12 | 16  | 120 | 0  | 7.5  |
| Lampley, T., USM  | 12 | 20  | 126 | 0  | 6.3  |
| Robottom, C., TLN | 10 | 14  | 86  | 0  | 6.1  |

## KICKOFF RETURNS

|                   | G  | RET | YDS  | TD | AVG  |
|-------------------|----|-----|------|----|------|
| McDuffie, Q., UCF | 14 | 27  | 869  | 2  | 32.2 |
| McClure, M., UTEP | 12 | 30  | 930  | 2  | 31.0 |
| Ross, C., RICE    | 11 | 17  | 494  | 0  | 29.1 |
| Johnson, D., TLS  | 13 | 34  | 904  | 1  | 26.6 |
| Hunt, R., USM     | 11 | 16  | 417  | 0  | 26.1 |
| Booker, A., MAR   | 11 | 20  | 471  | 0  | 23.5 |
| Carrier, T., HOU  | 12 | 50  | 1174 | 1  | 23.5 |
| Evans, T., MAR    | 12 | 31  | 711  | 1  | 22.9 |
| Shed, P., UAB     | 12 | 33  | 738  | 0  | 22.4 |
| Forrest, F., UAB  | 9  | 15  | 319  | 0  | 21.3 |

## PUNTING

|                    | G  | PUNT | YDS  | AVG  |
|--------------------|----|------|------|------|
| Martens, K., RICE  | 12 | 52   | 2391 | 46.0 |
| Campbell, I., UTEP | 13 | 51   | 2273 | 44.6 |
| Such, M., TLS      | 13 | 48   | 2067 | 43.1 |
| Hornsey, T., MEM   | 12 | 80   | 3416 | 42.7 |
| Ragland, T., UAB   | 12 | 55   | 2309 | 42.0 |
| Clingan, B., UCF   | 12 | 39   | 1631 | 41.8 |
| Leone, R., HOU     | 12 | 35   | 1450 | 41.4 |
| Szymanski, M., SMU | 13 | 52   | 2149 | 41.3 |
| Whitehead, K., MAR | 12 | 78   | 3129 | 40.1 |
| Ginsburgh, J., TLN | 12 | 70   | 2802 | 40.0 |

## FIELD GOALS

|                      | G  | FG | FGA | PCT  | FG/G |
|----------------------|----|----|-----|------|------|
| Hrapmann, D., USM    | 13 | 26 | 31  | 83.9 | 2.00 |
| Barbour, M., ECU     | 13 | 16 | 18  | 88.9 | 1.23 |
| Fitzpatrick, K., TLS | 13 | 16 | 24  | 66.7 | 1.23 |
| Hogan, M., HOU       | 12 | 14 | 17  | 82.4 | 1.17 |
| Henriques, P., MEM   | 12 | 14 | 18  | 77.8 | 1.17 |
| Santos, C., TLN      | 12 | 13 | 16  | 81.2 | 1.08 |
| Warren, D., UTEP     | 13 | 12 | 20  | 60.0 | 0.92 |
| Boswell, C., RICE    | 12 | 11 | 17  | 64.7 | 0.92 |
| Cattoi, N., UCF      | 14 | 11 | 19  | 57.9 | 0.79 |
| Zahn, J., UAB        | 12 | 7  | 17  | 41.2 | 0.58 |

## SCORING (TDS)

|                   | G  | TD | RUN | PASS | RET | PTS | AVG/G |
|-------------------|----|----|-----|------|-----|-----|-------|
| Edwards, P., HOU  | 12 | 14 | 0   | 13   | 1   | 86  | 7.2   |
| Lewis, L., ECU    | 13 | 14 | 0   | 14   | 0   | 84  | 6.5   |
| Adams, K., UTEP   | 13 | 14 | 0   | 14   | 0   | 84  | 6.5   |
| Darkwa, O., TLN   | 11 | 11 | 11  | 0    | 0   | 68  | 6.2   |
| Johnson, D., TLS  | 13 | 13 | 7   | 4    | 2   | 78  | 6.0   |
| Robinson, A., SMU | 14 | 14 | 0   | 14   | 0   | 84  | 6.0   |
| Beall, B., HOU    | 12 | 12 | 12  | 0    | 0   | 72  | 6.0   |
| Williams, J., ECU | 13 | 12 | 10  | 1    | 1   | 72  | 5.5   |
| Johnson, D., USM  | 10 | 9  | 8   | 1    | 0   | 54  | 5.4   |
| Murray, L., UCF   | 14 | 12 | 11  | 1    | 0   | 72  | 5.1   |

## TACKLES

|                   | G  | UA  | A  | TOTAL | TPG  |
|-------------------|----|-----|----|-------|------|
| Hughes, J., MEM   | 12 | 70  | 77 | 147   | 12.2 |
| Harvey, M., MAR   | 12 | 65  | 78 | 143   | 11.9 |
| Reed, T., SMU     | 14 | 101 | 44 | 145   | 10.4 |
| Mackey, T., TLN   | 12 | 63  | 61 | 124   | 10.3 |
| Burdette, M., UAB | 12 | 77  | 37 | 114   | 9.5  |
| McGraw, M., HOU   | 12 | 56  | 54 | 110   | 9.2  |
| Lineback, D., ECU | 13 | 53  | 66 | 119   | 9.2  |
| Arnick, C., TLS   | 13 | 64  | 52 | 116   | 8.9  |
| Fleps, P., SMU    | 14 | 73  | 50 | 123   | 8.8  |
| Bender, J., UAB   | 12 | 73  | 21 | 94    | 7.8  |
| Curry, V., MAR    | 12 | 43  | 51 | 94    | 7.8  |
| Wacha, A., TLN    | 12 | 42  | 49 | 91    | 7.6  |
| Smith, S., TLN    | 12 | 60  | 30 | 90    | 7.5  |
| Brown, O., MAR    | 12 | 48  | 40 | 88    | 7.3  |

|                    |    |    |    |    |     |
|--------------------|----|----|----|----|-----|
| Patterson, M., ECU | 13 | 28 | 66 | 94 | 7.2 |
| Williams, K., USM  | 13 | 47 | 45 | 92 | 7.1 |
| Steward, P., HOU   | 12 | 40 | 44 | 84 | 7.0 |
| Antle, T., TLS     | 12 | 42 | 41 | 83 | 6.9 |
| Frazier, C., RICE  | 12 | 55 | 28 | 83 | 6.9 |
| Bradshaw, T., RICE | 11 | 60 | 16 | 76 | 6.9 |
| Jeune, W., UTEP    | 13 | 45 | 44 | 89 | 6.8 |
| Carter, I., UTEP   | 11 | 27 | 48 | 75 | 6.8 |
| Jackson, S., TLS   | 13 | 49 | 39 | 88 | 6.8 |
| Ishmael, K., UCF   | 14 | 57 | 36 | 93 | 6.6 |
| Nelson, M., TLS    | 13 | 59 | 27 | 86 | 6.6 |
| Ball, M., MEM      | 10 | 35 | 31 | 66 | 6.6 |
| Trotter, F., MEM   | 12 | 39 | 40 | 79 | 6.6 |
| Banjo, C., SMU     | 14 | 60 | 32 | 92 | 6.6 |

| SACKS            | G  | UA | A | TOTAL |
|------------------|----|----|---|-------|
| Curry, V., MAR   | 12 | 11 | 2 | 12.0  |
| Davis, J., SMU   | 14 | 7  | 4 | 9.0   |
| Nall, D., UCF    | 13 | 8  | 1 | 8.5   |
| Harvey, M., MAR  | 12 | 8  | 1 | 8.5   |
| Jackson, S., TLS | 13 | 8  | 1 | 8.5   |
| Miller, B., UCF  | 14 | 8  | 1 | 8.5   |
| Adams, J., TLN   | 12 | 5  | 5 | 7.5   |
| Brown, S., HOU   | 12 | 6  | 3 | 7.5   |
| Turner, B., UAB  | 12 | 6  | 1 | 6.5   |
| Law, C., USM     | 13 | 5  | 2 | 6.0   |

| TACKLES FOR LOSS | G  | TOTAL | AVG. |
|------------------|----|-------|------|
| Brown, S., HOU   | 12 | 20.0  | 1.67 |
| Curry, V., MAR   | 12 | 18.0  | 1.50 |
| Harvey, M., MAR  | 12 | 17.5  | 1.46 |
| Trotter, F., MEM | 12 | 16.5  | 1.38 |

|                   |    |      |      |
|-------------------|----|------|------|
| Davis, J., SMU    | 14 | 16.0 | 1.14 |
| Jackson, S., TLS  | 13 | 15.5 | 1.19 |
| Henigan, E., UAB  | 12 | 15.5 | 1.29 |
| Williams, K., USM | 13 | 14.5 | 1.12 |
| Miller, B., UCF   | 14 | 13.5 | 0.96 |
| Adams, J., TLN    | 12 | 12.0 | 1.00 |

| FUMBLES FORCED     | G  | TOTAL | AVG. |
|--------------------|----|-------|------|
| Law, C., USM       | 13 | 4     | 0.31 |
| Moses, D., TLN     | 10 | 3     | 0.30 |
| Hallman, D., UCF   | 14 | 4     | 0.29 |
| Mackey, T., TLN    | 12 | 3     | 0.25 |
| Travis, R., TLN    | 12 | 3     | 0.25 |
| Harvey, M., MAR    | 12 | 3     | 0.25 |
| Ozougwu, C., RICE  | 12 | 3     | 0.25 |
| Harris, K., MAR    | 11 | 2     | 0.18 |
| Bradshaw, T., RICE | 11 | 2     | 0.18 |
| Brown, S., HOU     | 12 | 2     | 0.17 |

| PASSES DEFENDED   | G  | TOTAL | AVG. |
|-------------------|----|-------|------|
| Davis, P., TLN    | 12 | 15    | 1.25 |
| Wilson, D., USM   | 13 | 15    | 1.15 |
| Robinson, J., UCF | 13 | 15    | 1.15 |
| Davis, C., TLS    | 12 | 13    | 1.08 |
| Nixon, T., UTEP   | 12 | 12    | 1.00 |
| Jackson, R., MAR  | 10 | 10    | 1.00 |
| Nelson, M., TLS   | 13 | 12    | 0.92 |
| Ballou, T.J., UAB | 12 | 11    | 0.92 |
| Coleman, M., UAB  | 9  | 8     | 0.89 |
| Crawford, R., SMU | 14 | 12    | 0.86 |

## 2010 STATISTICS - TEAM, ALL GAMES

| RUSHING OFFENSE | G  | ATT | YDS  | AVG | TD | YDS/G |
|-----------------|----|-----|------|-----|----|-------|
| Tulsa           | 13 | 537 | 2820 | 5.3 | 32 | 216.9 |
| Southern Miss   | 13 | 559 | 2611 | 4.7 | 28 | 200.8 |
| UCF             | 14 | 602 | 2626 | 4.4 | 36 | 187.6 |
| Rice            | 12 | 494 | 1913 | 3.9 | 24 | 159.4 |
| UAB             | 12 | 417 | 1870 | 4.5 | 14 | 155.8 |
| Houston         | 12 | 410 | 1839 | 4.5 | 20 | 153.2 |
| SMU             | 14 | 404 | 1943 | 4.8 | 14 | 138.8 |
| UTEP            | 13 | 412 | 1782 | 4.3 | 18 | 137.1 |
| Tulane          | 12 | 434 | 1530 | 3.5 | 17 | 127.5 |
| East Carolina   | 13 | 358 | 1546 | 4.3 | 21 | 118.9 |
| Marshall        | 12 | 345 | 1166 | 3.4 | 7  | 97.2  |
| Memphis         | 12 | 383 | 1099 | 2.9 | 5  | 91.6  |

| PASS OFFENSE  | G  | CMP | ATT | INT | PCT  | YDS  | AVG | TD | YDS/G |
|---------------|----|-----|-----|-----|------|------|-----|----|-------|
| Houston       | 12 | 484 | 298 | 20  | 61.6 | 3927 | 8.1 | 34 | 327.2 |
| East Carolina | 13 | 632 | 408 | 16  | 64.6 | 4143 | 6.6 | 39 | 318.7 |
| Tulsa         | 13 | 469 | 280 | 11  | 59.7 | 3753 | 8.0 | 32 | 288.7 |
| SMU           | 14 | 516 | 304 | 14  | 58.9 | 3861 | 7.5 | 31 | 275.8 |
| UAB           | 12 | 465 | 254 | 14  | 54.6 | 3204 | 6.9 | 28 | 267.0 |
| Southern Miss | 13 | 471 | 294 | 8   | 62.4 | 3283 | 7.0 | 24 | 252.5 |
| Tulane        | 12 | 465 | 268 | 12  | 57.6 | 2949 | 6.3 | 19 | 245.8 |
| UTEP          | 13 | 432 | 228 | 14  | 52.8 | 2903 | 6.7 | 23 | 223.3 |
| Marshall      | 12 | 421 | 235 | 15  | 55.8 | 2605 | 6.2 | 22 | 217.1 |
| Rice          | 12 | 360 | 218 | 12  | 60.6 | 2591 | 7.2 | 20 | 215.9 |
| Memphis       | 12 | 335 | 187 | 13  | 55.8 | 2321 | 6.9 | 14 | 193.4 |
| UCF           | 14 | 296 | 191 | 11  | 64.5 | 2610 | 8.8 | 16 | 186.4 |

| TOTAL OFFENSE | G  | RUSH | PASS | PLAYS | YDS  | AVG/PTD | YDS/G |
|---------------|----|------|------|-------|------|---------|-------|
| Tulsa         | 13 | 2820 | 3753 | 1006  | 6573 | 6.5     | 505.6 |
| Houston       | 12 | 1839 | 3927 | 894   | 5766 | 6.4     | 480.5 |
| Southern Miss | 13 | 2611 | 3283 | 1030  | 5894 | 5.7     | 453.4 |
| East Carolina | 13 | 1546 | 4143 | 990   | 5689 | 5.7     | 437.6 |
| UAB           | 12 | 1870 | 3204 | 882   | 5074 | 5.8     | 422.8 |
| SMU           | 14 | 1943 | 3861 | 920   | 5804 | 6.3     | 414.6 |
| Rice          | 12 | 1913 | 2591 | 854   | 4504 | 5.3     | 375.3 |
| UCF           | 14 | 2626 | 2610 | 898   | 5236 | 5.8     | 374.0 |
| Tulane        | 12 | 1530 | 2949 | 899   | 4479 | 5.0     | 373.2 |
| UTEP          | 13 | 1782 | 2903 | 844   | 4685 | 5.6     | 360.4 |
| Marshall      | 12 | 1166 | 2605 | 766   | 3771 | 4.9     | 314.2 |
| Memphis       | 12 | 1099 | 2321 | 718   | 3420 | 4.8     | 285.0 |

| SCORING OFFENSE | TD | XPT | 2XP | DXP | FG | SAF | PTS | AVG  |
|-----------------|----|-----|-----|-----|----|-----|-----|------|
| Tulsa           | 70 | 64  | 1   | 2   | 16 | 0   | 538 | 41.4 |
| Houston         | 59 | 54  | 1   | 0   | 14 | 0   | 452 | 37.7 |
| Southern Miss   | 57 | 55  | 1   | 0   | 26 | 1   | 479 | 36.8 |

|               |    |    |   |   |    |   |     |      |
|---------------|----|----|---|---|----|---|-----|------|
| East Carolina | 62 | 56 | 1 | 0 | 16 | 0 | 478 | 36.8 |
| UCF           | 60 | 56 | 0 | 0 | 11 | 0 | 449 | 32.1 |
| Rice          | 45 | 41 | 0 | 0 | 11 | 0 | 344 | 28.7 |
| UAB           | 42 | 37 | 3 | 0 | 7  | 0 | 316 | 26.3 |
| UTEP          | 43 | 42 | 0 | 0 | 12 | 1 | 338 | 26.0 |
| SMU           | 48 | 48 | 0 | 0 | 8  | 0 | 360 | 25.7 |
| Tulane        | 37 | 32 | 2 | 0 | 13 | 1 | 299 | 24.9 |
| Marshall      | 33 | 31 | 1 | 1 | 5  | 1 | 250 | 20.8 |
| Memphis       | 19 | 17 | 0 | 0 | 14 | 0 | 173 | 14.4 |

| PUNT RETURN AVG. | G  | RET | YDS | TD | AVG  |
|------------------|----|-----|-----|----|------|
| Houston          | 12 | 16  | 228 | 1  | 14.2 |
| UCF              | 14 | 30  | 394 | 0  | 13.1 |
| UTEP             | 13 | 25  | 321 | 0  | 12.8 |
| Tulsa            | 13 | 24  | 296 | 1  | 12.3 |
| East Carolina    | 13 | 21  | 227 | 0  | 10.8 |
| Rice             | 12 | 18  | 181 | 0  | 10.1 |
| Southern Miss    | 13 | 30  | 217 | 1  | 7.2  |
| Marshall         | 12 | 23  | 146 | 1  | 6.3  |
| Tulane           | 12 | 19  | 97  | 0  | 5.1  |
| SMU              | 14 | 28  | 136 | 0  | 4.9  |
| UAB              | 12 | 20  | 83  | 0  | 4.2  |
| Memphis          | 12 | 11  | 5   | 0  | 0.5  |

| KICKOFF RETURNS | G  | RET | YDS  | TD | AVG  |
|-----------------|----|-----|------|----|------|
| UCF             | 14 | 45  | 1250 | 2  | 27.8 |
| UTEP            | 13 | 60  | 1538 | 2  | 25.6 |
| Southern Miss   | 13 | 57  | 1324 | 1  | 23.2 |
| Marshall        | 12 | 57  | 1286 | 1  | 22.6 |
| Tulsa           | 13 | 49  | 1097 | 1  | 22.4 |
| Rice            | 12 | 77  | 1723 | 0  | 22.4 |
| Houston         | 12 | 60  | 1331 | 1  | 22.2 |
| SMU             | 14 | 56  | 1238 | 0  | 22.1 |
| UAB             | 12 | 64  | 1339 | 0  | 20.9 |
| East Carolina   | 13 | 82  | 1653 | 1  | 20.2 |
| Tulane          | 12 | 71  | 1309 | 0  | 18.4 |
| Memphis         | 12 | 74  | 1351 | 0  | 18.3 |

| RUSHING DEFENSE | G  | RUSHES | YARDS | AVG | TD | YDS/G |
|-----------------|----|--------|-------|-----|----|-------|
| UCF             | 14 | 451    | 1517  | 3.4 | 9  | 108.4 |
| Southern Miss   | 13 | 405    | 1469  | 3.6 | 18 | 113.0 |
| Tulsa           | 13 | 435    | 1714  | 3.9 | 17 | 131.8 |
| SMU             | 14 | 550    | 2027  | 3.7 | 24 | 144.8 |
| Rice            | 12 | 424    | 1742  | 4.1 | 21 | 145.2 |
| Marshall        | 12 | 446    | 1743  | 3.9 | 20 | 145.2 |
| UAB             | 12 | 432    | 1810  | 4.2 | 19 | 150.8 |





|               |    |     |      |     |    |       |
|---------------|----|-----|------|-----|----|-------|
| Memphis       | 12 | 468 | 2063 | 4.4 | 23 | 171.9 |
| UTEP          | 13 | 493 | 2393 | 4.9 | 20 | 184.1 |
| Tulane        | 12 | 466 | 2346 | 5.0 | 31 | 195.5 |
| Houston       | 12 | 526 | 2505 | 4.8 | 28 | 208.8 |
| East Carolina | 13 | 553 | 2947 | 5.3 | 41 | 226.7 |

| PASS EFF. DEF. | ATT | CMP | INT | PCT  | YDS  | TD | EFF   |
|----------------|-----|-----|-----|------|------|----|-------|
| UCF            | 475 | 258 | 17  | 54.3 | 2898 | 21 | 113.0 |
| Marshall       | 442 | 251 | 11  | 56.8 | 2889 | 18 | 120.2 |
| SMU            | 430 | 255 | 10  | 59.3 | 2913 | 18 | 125.4 |
| Tulane         | 319 | 172 | 10  | 53.9 | 2335 | 21 | 130.9 |
| UTEP           | 442 | 274 | 11  | 62.0 | 2971 | 24 | 131.4 |
| Houston        | 370 | 219 | 13  | 59.2 | 2689 | 21 | 131.9 |
| Southern Miss  | 430 | 248 | 16  | 57.7 | 3164 | 28 | 133.5 |
| UAB            | 399 | 231 | 9   | 57.9 | 2976 | 24 | 135.9 |
| Tulsa          | 507 | 306 | 24  | 60.4 | 4147 | 33 | 141.1 |
| East Carolina  | 405 | 242 | 11  | 59.8 | 3277 | 31 | 147.5 |
| Rice           | 417 | 257 | 6   | 61.6 | 3644 | 34 | 159.1 |
| Memphis        | 369 | 242 | 8   | 65.6 | 3465 | 38 | 174.1 |

| TOTAL DEFENSE | RUSH | PASS | PLAYS | YARDS | AVG/P | TD | YDS/G |
|---------------|------|------|-------|-------|-------|----|-------|
| UCF           | 1517 | 2898 | 926   | 4415  | 4.8   | 30 | 315.4 |
| SMU           | 2027 | 2913 | 980   | 4940  | 5.0   | 42 | 352.9 |
| Southern Miss | 1469 | 3164 | 835   | 4633  | 5.5   | 46 | 356.4 |
| Marshall      | 1743 | 2889 | 888   | 4632  | 5.2   | 38 | 386.0 |
| Tulane        | 2346 | 2335 | 785   | 4681  | 6.0   | 52 | 390.1 |
| UAB           | 1810 | 2976 | 831   | 4786  | 5.8   | 43 | 398.8 |
| UTEP          | 2393 | 2971 | 935   | 5364  | 5.7   | 44 | 412.6 |
| Houston       | 2505 | 2689 | 896   | 5194  | 5.8   | 49 | 432.8 |
| Rice          | 1742 | 3644 | 841   | 5386  | 6.4   | 55 | 448.8 |
| Tulsa         | 1714 | 4147 | 942   | 5861  | 6.2   | 50 | 450.8 |
| Memphis       | 2063 | 3465 | 837   | 5528  | 6.6   | 61 | 460.7 |
| East Carolina | 2947 | 3277 | 958   | 6224  | 6.5   | 72 | 478.8 |

| SCORING DEFENSE | TD | FG | XPT | 2XP | DXP | SAF | PTS | AVG/G |
|-----------------|----|----|-----|-----|-----|-----|-----|-------|
| UCF             | 31 | 8  | 30  | 0   | 0   | 0   | 240 | 17.1  |
| SMU             | 48 | 8  | 45  | 1   | 0   | 0   | 359 | 25.6  |
| UTEP            | 46 | 43 | 12  | 0   | 1   | 0   | 357 | 27.5  |
| Marshall        | 42 | 17 | 38  | 1   | 0   | 1   | 345 | 28.8  |
| Southern Miss   | 50 | 11 | 45  | 1   | 0   | 2   | 384 | 29.5  |
| Tulsa           | 53 | 9  | 47  | 1   | 0   | 0   | 394 | 30.3  |
| UAB             | 47 | 19 | 36  | 2   | 0   | 0   | 379 | 31.6  |
| Houston         | 51 | 10 | 48  | 0   | 0   | 1   | 386 | 32.2  |
| Tulane          | 58 | 13 | 57  | 0   | 0   | 1   | 446 | 37.2  |
| Rice            | 60 | 14 | 56  | 0   | 1   | 1   | 462 | 38.5  |
| Memphis         | 63 | 13 | 61  | 0   | 0   | 0   | 478 | 39.8  |
| East Carolina   | 76 | 15 | 71  | 0   | 0   | 0   | 572 | 44.0  |

| TURNOVER MARGIN | (GAINED) |     |     | (LOST) |     |     | TOT | MAR |
|-----------------|----------|-----|-----|--------|-----|-----|-----|-----|
|                 | FUM      | INT | TOT | FUM    | INT | TOT |     |     |
| Tulsa           | 12       | 24  | 36  | 8      | 11  | 19  | +17 |     |
| Southern Miss   | 10       | 16  | 26  | 9      | 8   | 17  | +9  |     |
| UCF             | 6        | 17  | 23  | 8      | 11  | 19  | +4  |     |
| Tulane          | 13       | 10  | 23  | 13     | 12  | 25  | -2  |     |
| UTEP            | 5        | 11  | 16  | 7      | 14  | 21  | -5  |     |
| UAB             | 9        | 9   | 18  | 10     | 14  | 24  | -6  |     |
| Houston         | 8        | 13  | 21  | 7      | 20  | 27  | -6  |     |
| Marshall        | 6        | 11  | 17  | 8      | 15  | 23  | -6  |     |
| East Carolina   | 11       | 11  | 22  | 13     | 16  | 29  | -7  |     |
| Rice            | 8        | 6   | 14  | 9      | 12  | 21  | -7  |     |
| SMU             | 5        | 10  | 15  | 13     | 14  | 27  | -12 |     |
| Memphis         | 5        | 8   | 13  | 13     | 13  | 26  | -13 |     |

| PUNTING       | PUNTS | AVG  | PR  | AVG | YDS/P |
|---------------|-------|------|-----|-----|-------|
| Rice          | 55    | 45.5 | 189 | 3.4 | 39.9  |
| Tulsa         | 52    | 41.6 | 29  | 0.6 | 39.5  |
| Memphis       | 80    | 42.7 | 436 | 5.4 | 37.0  |
| UTEP          | 51    | 44.6 | 227 | 4.5 | 37.0  |
| UAB           | 55    | 42.0 | 189 | 3.4 | 36.7  |
| Southern Miss | 56    | 38.8 | 85  | 1.5 | 36.2  |
| East Carolina | 53    | 39.4 | 134 | 2.5 | 36.2  |
| UCF           | 47    | 41.1 | 80  | 1.7 | 36.0  |
| Houston       | 36    | 41.6 | 160 | 4.4 | 35.5  |
| SMU           | 58    | 40.3 | 127 | 2.2 | 35.0  |
| Marshall      | 80    | 39.1 | 253 | 3.2 | 34.2  |
| Tulane        | 71    | 39.5 | 263 | 3.7 | 33.8  |

| FIELD GOALS   | G  | MADE | ATT | PCT. |
|---------------|----|------|-----|------|
| East Carolina | 13 | 16   | 18  | .889 |
| Southern Miss | 13 | 26   | 31  | .839 |
| Houston       | 12 | 14   | 17  | .824 |
| Tulane        | 12 | 13   | 16  | .812 |
| Memphis       | 12 | 14   | 18  | .778 |

|          |    |    |    |      |
|----------|----|----|----|------|
| Tulsa    | 13 | 16 | 24 | .667 |
| Rice     | 12 | 11 | 17 | .647 |
| Marshall | 12 | 5  | 8  | .625 |
| UTEP     | 13 | 12 | 21 | .571 |
| SMU      | 14 | 8  | 14 | .571 |
| UCF      | 14 | 11 | 21 | .524 |
| UAB      | 12 | 7  | 17 | .412 |

| PAT KICKING   | G  | MADE | ATT | PCT.  |
|---------------|----|------|-----|-------|
| Southern Miss | 13 | 55   | 55  | 1.000 |
| SMU           | 14 | 48   | 48  | 1.000 |
| UTEP          | 13 | 42   | 42  | 1.000 |
| Tulsa         | 13 | 64   | 65  | .985  |
| East Carolina | 13 | 56   | 57  | .982  |
| UAB           | 12 | 37   | 38  | .974  |
| Tulane        | 12 | 32   | 33  | .970  |
| Marshall      | 12 | 31   | 32  | .969  |
| UCF           | 14 | 56   | 59  | .949  |
| Memphis       | 12 | 17   | 18  | .944  |
| Rice          | 12 | 41   | 44  | .932  |
| Houston       | 12 | 54   | 58  | .931  |

| FIRST DOWNS   | G  | RUSH | PASS | PEN | TOTAL |
|---------------|----|------|------|-----|-------|
| Tulsa         | 13 | 145  | 173  | 15  | 333   |
| Southern Miss | 13 | 134  | 158  | 23  | 315   |
| East Carolina | 13 | 88   | 190  | 29  | 307   |
| Houston       | 12 | 103  | 181  | 23  | 307   |
| SMU           | 14 | 97   | 182  | 11  | 290   |
| UCF           | 14 | 151  | 125  | 14  | 290   |
| UTEP          | 13 | 96   | 140  | 29  | 265   |
| UAB           | 12 | 98   | 141  | 17  | 256   |
| Tulane        | 12 | 97   | 138  | 21  | 256   |
| Rice          | 12 | 109  | 113  | 14  | 236   |
| Marshall      | 12 | 62   | 110  | 26  | 198   |
| Memphis       | 12 | 66   | 94   | 12  | 172   |

| 3RD-DN CONVERSIONS | G  | MADE | ATT | PCT. |
|--------------------|----|------|-----|------|
| UCF                | 14 | 90   | 177 | 50.8 |
| Southern Miss      | 13 | 105  | 215 | 48.8 |
| Houston            | 12 | 79   | 163 | 48.5 |
| Tulsa              | 13 | 87   | 181 | 48.1 |
| UTEP               | 13 | 84   | 178 | 47.2 |
| Rice               | 12 | 84   | 184 | 45.7 |
| SMU                | 14 | 80   | 182 | 44.0 |
| East Carolina      | 13 | 78   | 181 | 43.1 |
| UAB                | 12 | 78   | 186 | 41.9 |
| Tulane             | 12 | 71   | 183 | 38.8 |
| Marshall           | 12 | 66   | 178 | 37.1 |
| Memphis            | 12 | 53   | 164 | 32.3 |

| 4TH-DN CONVERSIONS | G  | MADE | ATT | PCT. |
|--------------------|----|------|-----|------|
| East Carolina      | 13 | 21   | 28  | 75.0 |
| Rice               | 12 | 13   | 18  | 72.2 |
| UCF                | 14 | 10   | 15  | 66.7 |
| SMU                | 14 | 14   | 22  | 63.6 |
| Houston            | 12 | 12   | 21  | 57.1 |
| Tulsa              | 13 | 7    | 13  | 53.8 |
| Southern Miss      | 13 | 8    | 15  | 53.3 |
| Tulane             | 12 | 7    | 15  | 46.7 |
| UAB                | 12 | 13   | 28  | 46.4 |
| UTEP               | 13 | 6    | 15  | 40.0 |
| Marshall           | 12 | 4    | 13  | 30.8 |
| Memphis            | 12 | 1    | 7   | 14.3 |

| PENALTIES     | G  | NO  | YDS | AVG./G |
|---------------|----|-----|-----|--------|
| Tulane        | 12 | 61  | 438 | 36.5   |
| UCF           | 14 | 71  | 566 | 40.4   |
| Houston       | 12 | 61  | 491 | 40.9   |
| Tulsa         | 13 | 57  | 544 | 41.8   |
| Rice          | 12 | 62  | 529 | 44.1   |
| Memphis       | 12 | 76  | 584 | 48.7   |
| UAB           | 12 | 63  | 610 | 50.8   |
| SMU           | 14 | 75  | 714 | 51.0   |
| UTEP          | 13 | 77  | 668 | 51.4   |
| Marshall      | 12 | 79  | 657 | 54.8   |
| East Carolina | 13 | 103 | 879 | 67.6   |
| Southern Miss | 13 | 98  | 925 | 71.2   |



# 2010 SUPERLATIVES - ALL GAMES

## INDIVIDUAL GAME HIGHS

|                           |      |  |
|---------------------------|------|--|
| Points scored             | 24   | Bryce Beall, Houston vs. Tulane (Sep 25, 2010)                           |
|                           | 24   | Jeremy Eddington, Rice vs. East Carolina (Nov 20, 2010)                  |
|                           | 24   | Austin Davis, Southern Miss vs. Houston (Nov 20, 2010)                   |
| Touchdowns                | 4    | three tied with  |
| TD responsibility         | 6    | Dominique Davis, East Carolina vs. Tulsa (Sept 5, 2010) [1r,5p]          |
|                           | 6    | Austin Davis, Southern Miss vs. Houston (Nov 20, 2010) [4r,2p]           |
|                           | 6    | G.J. Kinne, Tulsa vs. Southern Miss (Nov 26, 2010) [2r,4p]               |
| Points scored kicking     | 19   | Danny Hrapmann, Southern Miss vs. East Carolina (Oct 9, 2010) [5fg,4pat] |
| Total offense yards       | 457  | David Piland, Houston at Texas Tech (Nov 27, 2010) [16r,441p]            |
| Total offense plays       | 70   | Ryan Griffin, Tulane at Marshall (Nov 27, 2010) [6r,64p]                 |
| Total offense yards/play  | 32.5 | Tracy Lampley, Southern Miss at Tulane (Nov 6, 2010) [2-65]              |
| Rushing yards             | 214  | David Isabelle, UAB vs. Florida Atlantic (Sep 2, 2010)                   |
| Rushing attempts          | 31   | G.J. Kinne, Tulsa at Houston (Nov 13, 2010)                              |
| Yards per rush            | 32.5 | Tracy Lampley, Southern Miss at Tulane (Nov 6, 2010) [2-65]              |
| Rushing TDs               | 4    | three tied with  |
| Longest rush              | 88   | Jeremy Eddington, Rice vs. East Carolina (Nov 20, 2010)                  |
| Passing yards             | 467  | David Piland, Houston at Southern Miss (Nov 20, 2010)                    |
| Passing attempts          | 65   | Dominique Davis, East Carolina vs. Navy (Nov 6, 2010)                    |
| Passing TDs               | 5    | eight tied with  |
| Longest pass              | 96   | Brian Anderson, Marshall vs. West Virginia (Sep 10, 2010)                |
| Passes completed          | 43   | Dominique Davis, East Carolina vs. Navy (Nov 6, 2010)                    |
| Had intercepted           | 5    | David Piland, Houston vs. Tulsa (Nov 13, 2010)                           |
| Pass yards/attempt        | 27.8 | Terrance Broadway, Houston at Memphis (Oct 30, 2010) [4-111]             |
| Receiving yards           | 182  | Aldrick Robinson, SMU at Tulane (Oct 30, 2010)                           |
| Receptions                | 12   | Darius Johnson, SMU at Navy (Oct 16, 2010)                               |
| Yards per catch           | 51.0 | Kris Adams, UTEP vs. BYU (Dec 18, 2010) [3-153]                          |
| Receiving TDs             | 3    | seven tied with  |
| Longest reception         | 96   | Aaron Dobson, Marshall vs. West Virginia (Sep 10, 2010)                  |
| Field goal attempts       | 7    | Josh Zahn, UAB at Tennessee (Sep 25, 2010)                               |
| Field goals made          | 5    | Danny Hrapmann, Southern Miss vs. East Carolina (Oct 9, 2010)            |
| Longest field goal        | 61   | Matt Szymanski, SMU at Texas Tech (Sep 5, 2010)                          |
| PAT kicks attempted       | 10   | Matt Hogan, Houston vs. Texas State (Sep 4, 2010)                        |
| PAT kicks made            | 8    | six tied with  |
| Punts                     | 10   | Tom Hornsey, Memphis vs. Middle Tennessee (Sep 18, 2010)                 |
|                           | 10   | Tom Hornsey, Memphis at Louisville (Oct 9, 2010)                         |
| Yards punted              | 438  | Tom Hornsey, Memphis at Mississippi State (Sep 4, 2010) [9-438]          |
| Longest punt              | 75   | Trey Ragland, UAB at SMU (Sep 11, 2010)                                  |
| Punting avg               | 51.2 | Michael Such, Tulsa at Oklahoma State (Sep 18, 2010) [5-256]             |
| Punt returns              | 5    | four tied with   |
| Punt return yards         | 89   | Patrick Edwards, Houston vs. Tulane (Sep 25, 2010)                       |
| Longest punt return       | 74   | Patrick Edwards, Houston at Memphis (Oct 30, 2010)                       |
| Punt return TDs           | 1    | four tied with   |
| Punt return avg           | 32.0 | Dwayne Harris, East Carolina at UAB (Nov 11, 2010) [2-64]                |
| Kick returns              | 8    | three tied with  |
| Kick return yards         | 261  | Charles Ross, Rice at Tulane (Nov 13, 2010)                              |
| Kick return avg           | 59.5 | Reggie Hunt, Southern Miss at Tulane (Nov 6, 2010) [2-119]               |
| Longest kick return       | 100  | Troy Evans, Marshall at Southern Miss (Oct 2, 2010)                      |
|                           | 100  | Marlon McClure, UTEP at Arkansas (Nov 13, 2010)                          |
| Kick return TDs           | 1    | nine tied with   |
| Combined PR/KR yards      | 261  | Charles Ross, Rice at Tulane (Nov 13, 2010) [0pr-261kr]                  |
| Interceptions             | 3    | Marco Nelson, Tulsa at Houston (Nov 13, 2010)                            |
| Interception return yds.  | 106  | Cornelius Arnick, Tulsa at Hawai'i (Dec 24, 2010)                        |
| Interception return avg.  | 53.0 | Cornelius Arnick, Tulsa at Hawai'i (Dec 24, 2010) [2-106]                |
| Longest interception rtn. | 100  | Jordan Ozerities, UCF at Tulane (Nov 20, 2010)                           |
| Interception return TDs.  | 1    | 16 tied with   |
| All-purpose yards         | 326  | Damaris Johnson, Tulsa at Hawai'i (Dec 24, 2010)                         |
| Tackles                   | 21.0 | Jamon Hughes, Memphis vs. Southern Miss (Oct 16, 2010) [15-6]            |
|                           | 21.0 | Mario Harvey, Marshall vs. Tulane (Nov 27, 2010) [9-12]                  |
| Sacks                     | 3.0  | Shawn Jackson, Tulsa at Hawai'i (Dec 24, 2010) [3-0]                     |
| Tackles for loss          | 5.0  | Sammy Brown, Houston at Rice (Oct 16, 2010) [5-0]                        |

## TEAM GAME HIGHS

|                           |      |  |
|---------------------------|------|--|
| Points                    | 68   | Houston vs. Texas State (Sep 4, 2010)                    |
| Points scored kicking     | 19   | Southern Miss vs. East Carolina (Oct 9, 2010) [5fg,4pat] |
| Touchdowns                | 10   | Houston vs. Texas State (Sep 4, 2010)                    |
| Total offense yards       | 656  | Houston vs. UTEP (Sep 10, 2010) [308r,348p]              |
| Total offense plays       | 98   | Tulane at Marshall (Nov 27, 2010) [33r,65p]              |
| Total offense yards/play  | 9.0  | Houston vs. Texas State (Sep 4, 2010) [55-497]           |
| Rushing yards             | 410  | Rice vs. East Carolina (Nov 20, 2010)                    |
| Rushing attempts          | 60   | Rice vs. East Carolina (Nov 20, 2010)                    |
| Yards per rush            | 7.7  | Tulsa vs. Tulane (Oct 16, 2010) [43-332]                 |
| Rushing TDs               | 6    | three tied with  |
| Longest rush              | 88   | Rice vs. East Carolina (Nov 20, 2010)                    |
| Passing yards             | 467  | Houston at Southern Miss (Nov 20, 2010)                  |
| Passing attempts          | 65   | East Carolina vs. Navy (Nov 6, 2010)                     |
|                           | 65   | Tulane at Marshall (Nov 27, 2010)                        |
| Passing TDs               | 6    | Houston vs. Texas State (Sep 4, 2010)                    |
|                           | 6    | Houston at Memphis (Oct 30, 2010)                        |
| Longest pass              | 96   | Marshall vs. West Virginia (Sep 10, 2010)                |
| Passes completed          | 43   | East Carolina vs. Navy (Nov 6, 2010)                     |
| Had intercepted           | 5    | Houston vs. Tulsa (Nov 13, 2010)                         |
| Pass completion pct.      | 88.9 | Houston at Memphis (Oct 30, 2010) [24-27]                |
| Passing yards/attempt     | 14.9 | Houston at Memphis (Oct 30, 2010) [27-403]               |
| Yards per catch           | 27.6 | Rice at Tulsa (Nov 6, 2010) [8-221]                      |
| Field goal attempts       | 7    | UAB at Tennessee (Sep 25, 2010)                          |
| Field goals made          | 5    | Southern Miss vs. East Carolina (Oct 9, 2010)            |
| Longest field goal        | 61   | SMU at Texas Tech (Sep 5, 2010)                          |
| Field goal pct.           | 100  | 31 tied with   |
| PAT kicks attempted       | 10   | Houston vs. Texas State (Sep 4, 2010)                    |
| PAT kicks made            | 8    | seven tied with  |
| 2-point PAT attempts      | 3    | Tulsa at East Carolina (Sept 5, 2010)                    |
| 2-point PATs made         | 2    | UAB at Tennessee (Sep 25, 2010)                          |
| Punts                     | 10   | Memphis vs. Middle Tennessee (Sep 18, 2010)              |
| Longest punt              | 75   | UAB at SMU (Sep 11, 2010)                                |
| Yards punted              | 438  | Memphis at Mississippi State (Sep 4, 2010) [9-438]       |
| Punting avg.              | 50.7 | Tulsa vs. UTEP (Nov 20, 2010) [3-152]                    |
| Punt returns              | 6    | Southern Miss vs. Prairie View (Sep 11, 2010)            |
|                           | 6    | Southern Miss vs. Marshall (Oct 2, 2010)                 |
| Punt return yards         | 89   | Houston vs. Tulane (Sep 25, 2010)                        |
| Punt return avg.          | 32.0 | East Carolina at UAB (Nov 11, 2010) [2-64]               |
| Punt return TDs           | 1    | four tied with   |
| Longest punt return       | 74   | Houston at Memphis (Oct 30, 2010)                        |
| Kick returns              | 12   | East Carolina vs. Navy (Nov 6, 2010)                     |
| Kick return yards         | 344  | Rice at Tulane (Nov 13, 2010)                            |
| Kick return avg.          | 59.3 | UCF at Tulane (Nov 20, 2010) [3-178]                     |
| Longest kick return       | 100  | Marshall at Southern Miss (Oct 2, 2010)                  |
|                           | 100  | UTEP at Arkansas (Nov 13, 2010)                          |
| Kick return TDs           | 1    | nine tied with   |
| Interceptions             | 5    | Tulsa at Houston (Nov 13, 2010)                          |
|                           | 5    | Tulsa at Hawai'i (Dec 24, 2010)                          |
|                           | 5    | Tulsa at Hawai'i (Dec 24, 2010)                          |
| Interception return yds.  | 160  | Tulsa at Hawai'i (Dec 24, 2010)                          |
| Interception return avg.  | 50.0 | UCF at Tulane (Nov 20, 2010) [2-100]                     |
| Longest interception rtn. | 100  | UCF at Tulane (Nov 20, 2010)                             |
| Interception return TDs.  | 2    | Tulsa at Hawai'i (Dec 24, 2010)                          |
| Fumbles lost              | 4    | East Carolina vs. NC State (Oct 16, 2010)                |
|                           | 4    | East Carolina vs. Navy (Nov 6, 2010)                     |
| Fumbles recovered         | 3    | three tied with  |
| Sacked by opp             | 6    | Memphis at Louisville (Oct 9, 2010)                      |
| QB sacks                  | 6    | UCF vs. Rice (Oct 23, 2010)                              |
|                           | 6    | Tulsa at Hawai'i (Dec 24, 2010)                          |
| Turnovers committed       | 5    | four tied with   |
| Turnovers caused          | 6    | Tulsa at Hawai'i (Dec 24, 2010)                          |
| Kicks blocked             | 2    | five tied with   |
| First downs               | 37   | Houston at Memphis (Oct 30, 2010)                        |
| 1st downs rushing         | 18   | Tulsa at Houston (Nov 13, 2010)                          |
| 1st downs passing         | 22   | Houston vs. Mississippi State (Oct 9, 2010)              |
| 1st downs by penalty      | 7    | Tulane vs. Southern Miss (Nov 6, 2010)                   |
| Penalties                 | 15   | Southern Miss vs. East Carolina (Oct 9, 2010)            |
|                           | 15   | East Carolina vs. Maryland (Dec 29, 2010)                |
| Penalties yards           | 153  | Southern Miss vs. East Carolina (Oct 9, 2010)            |

# 2010 STATISTICS - INDIVIDUAL, C-USA GAMES ONLY

## RUSHING

|                    | G | ATT | YDS | AVG | TD | YDS/G |
|--------------------|---|-----|-----|-----|----|-------|
| Line, Z., SMU      | 8 | 157 | 921 | 5.9 | 8  | 115.1 |
| Darkwa, O., TLN    | 8 | 155 | 775 | 5.0 | 7  | 96.9  |
| Hardy, K., USM     | 8 | 107 | 769 | 7.2 | 7  | 96.1  |
| McGuffie, S., RICE | 8 | 149 | 724 | 4.9 | 5  | 90.5  |
| Beall, B., HOU     | 8 | 124 | 705 | 5.7 | 10 | 88.1  |
| Weaver, R., UCF    | 8 | 142 | 650 | 4.6 | 8  | 81.2  |
| Williams, J., ECU  | 8 | 105 | 616 | 5.9 | 7  | 77.0  |
| Shed, P., UAB      | 8 | 117 | 573 | 4.9 | 3  | 71.6  |
| Hayes, M., HOU     | 8 | 116 | 498 | 4.3 | 7  | 62.2  |
| Kinne, G.J., TLS   | 8 | 112 | 454 | 4.1 | 6  | 56.8  |

## PASS EFFICIENCY

|                   | G | ATT | CMP | INT | PCT  | YDS  | TD | EFF   |
|-------------------|---|-----|-----|-----|------|------|----|-------|
| Godfrey, J., UCF  | 8 | 131 | 92  | 4   | 70.2 | 1481 | 11 | 186.8 |
| Cook, T., RICE    | 6 | 35  | 19  | 0   | 54.3 | 311  | 3  | 157.2 |
| Piland, D., HOU   | 6 | 227 | 139 | 9   | 61.2 | 1899 | 20 | 152.7 |
| Kinne, G.J., TLS  | 8 | 281 | 169 | 5   | 60.1 | 2304 | 21 | 150.1 |
| Padron, K., SMU   | 8 | 291 | 179 | 5   | 61.5 | 2385 | 17 | 146.2 |
| Davis, D., ECU    | 8 | 339 | 215 | 9   | 63.4 | 2415 | 27 | 144.2 |
| Fanuzzi, N., RICE | 7 | 143 | 89  | 5   | 62.2 | 1054 | 10 | 140.2 |
| Davis, A., USM    | 8 | 287 | 176 | 3   | 61.3 | 2094 | 16 | 138.9 |
| Ellis, B., UAB    | 8 | 274 | 156 | 9   | 56.9 | 1971 | 20 | 134.9 |
| Williams, R., MEM | 8 | 191 | 107 | 5   | 56.0 | 1466 | 10 | 132.5 |

## TOTAL OFFENSE

|                    | G | RUSH | PASS | PLAYS | TOTAL | YDS/G |
|--------------------|---|------|------|-------|-------|-------|
| Kinne, G.J., TLS   | 8 | 454  | 2304 | 393   | 2758  | 344.8 |
| Piland, D., HOU    | 6 | 12   | 1899 | 246   | 1911  | 318.5 |
| Padron, K., SMU    | 8 | 137  | 2385 | 342   | 2522  | 315.2 |
| Davis, D., ECU     | 8 | 61   | 2415 | 390   | 2476  | 309.5 |
| Davis, A., USM     | 8 | 272  | 2094 | 381   | 2366  | 295.8 |
| Ellis, B., UAB     | 8 | 26   | 1971 | 292   | 1997  | 249.6 |
| Griffin, R., TLN   | 7 | -64  | 1688 | 279   | 1624  | 232.0 |
| Godfrey, J., UCF   | 8 | 326  | 1481 | 215   | 1807  | 225.9 |
| Vittatoe, T., UTEP | 8 | 55   | 1621 | 295   | 1676  | 209.5 |
| Anderson, B., MAR  | 8 | 101  | 1508 | 292   | 1609  | 201.1 |

## RECEPTIONS/GAME

|                    | G | REC | YDS | TD | AVG/C | REC/G |
|--------------------|---|-----|-----|----|-------|-------|
| Harris, D., ECU    | 8 | 59  | 708 | 7  | 12.0  | 7.38  |
| Beasley, C., SMU   | 8 | 58  | 773 | 3  | 13.3  | 7.25  |
| Edwards, P., HOU   | 8 | 50  | 777 | 11 | 15.5  | 6.25  |
| Lewis, L., ECU     | 8 | 49  | 684 | 9  | 14.0  | 6.12  |
| Cleveland, J., HOU | 8 | 47  | 611 | 4  | 13.0  | 5.88  |
| Robottom, C., TLN  | 6 | 31  | 440 | 2  | 14.2  | 5.17  |
| Robinson, A., SMU  | 8 | 41  | 919 | 7  | 22.4  | 5.12  |
| Johnson, D., SMU   | 7 | 35  | 327 | 3  | 9.3   | 5.00  |
| Johnson, D., TLS   | 8 | 37  | 585 | 2  | 15.8  | 4.62  |
| Morris, J., USM    | 8 | 37  | 520 | 4  | 14.1  | 4.62  |

## REC. YDS/GAME

|                    | G | REC | YDS | TD | AVG/C | YDS/G |
|--------------------|---|-----|-----|----|-------|-------|
| Robinson, A., SMU  | 8 | 41  | 919 | 7  | 22.4  | 114.9 |
| Edwards, P., HOU   | 8 | 50  | 777 | 11 | 15.5  | 97.1  |
| Beasley, C., SMU   | 8 | 58  | 773 | 3  | 13.3  | 96.6  |
| Harris, D., ECU    | 8 | 59  | 708 | 7  | 12.0  | 88.5  |
| Lewis, L., ECU     | 8 | 49  | 684 | 9  | 14.0  | 85.5  |
| Cleveland, J., HOU | 8 | 47  | 611 | 4  | 13.0  | 76.4  |
| Robottom, C., TLN  | 6 | 31  | 440 | 2  | 14.2  | 73.3  |
| Johnson, D., TLS   | 8 | 37  | 585 | 2  | 15.8  | 73.1  |
| Bolden, K., USM    | 8 | 36  | 549 | 5  | 15.2  | 68.6  |
| Rucker, M., MEM    | 8 | 27  | 543 | 5  | 20.1  | 67.9  |

## ALL-PURPOSE

|                    | G | RUSH | RCV | PR  | KR  | YDS  | AVG/G |
|--------------------|---|------|-----|-----|-----|------|-------|
| Johnson, D., TLS   | 8 | 341  | 585 | 161 | 649 | 1736 | 217.0 |
| Harris, D., ECU    | 8 | 92   | 708 | 106 | 518 | 1424 | 178.0 |
| Shed, P., UAB      | 8 | 573  | 338 | 11  | 423 | 1345 | 168.1 |
| Williams, J., ECU  | 8 | 616  | 245 | 0   | 279 | 1140 | 142.5 |
| Carrier, T., HOU   | 8 | 50   | 198 | 0   | 791 | 1039 | 129.9 |
| McClure, M., UTEP  | 8 | 34   | 286 | 155 | 551 | 1026 | 128.2 |
| Line, Z., SMU      | 8 | 921  | 98  | 0   | 0   | 1019 | 127.4 |
| Robinson, A., SMU  | 8 | 0    | 919 | 0   | 30  | 949  | 118.6 |
| Edwards, P., HOU   | 8 | -9   | 777 | 179 | 0   | 947  | 118.4 |
| McGuffie, S., RICE | 8 | 724  | 219 | 0   | 0   | 943  | 117.9 |

## INTERCEPTIONS

|                    | G | INT | YDS | TD | INT/G |
|--------------------|---|-----|-----|----|-------|
| McCoil, D., TLS    | 8 | 4   | 26  | 0  | 0.50  |
| Nelson, M., TLS    | 8 | 4   | 7   | 0  | 0.50  |
| Crawford, R., SMU  | 8 | 4   | 3   | 0  | 0.50  |
| Jackson, R., MAR   | 8 | 3   | 136 | 1  | 0.38  |
| Nixon, T., UTEP    | 8 | 3   | 97  | 0  | 0.38  |
| Brown, O., MAR     | 8 | 3   | 24  | 0  | 0.38  |
| Brown, D., MAR     | 8 | 3   | 3   | 0  | 0.38  |
| Ball, M., MEM      | 7 | 2   | 63  | 0  | 0.29  |
| Bradshaw, T., RICE | 7 | 2   | 11  | 0  | 0.29  |
| Means, L., HOU     | 8 | 2   | 55  | 1  | 0.25  |

## PUNT RETURNS

|                   | G | RET | YDS | TD | AVG  |
|-------------------|---|-----|-----|----|------|
| Robinson, J., UCF | 8 | 16  | 285 | 0  | 17.8 |
| Johnson, D., TLS  | 8 | 15  | 161 | 0  | 10.7 |
| Harris, D., ECU   | 8 | 12  | 106 | 0  | 8.8  |
| Evans, T., MAR    | 8 | 12  | 74  | 0  | 6.2  |
| Lamplsey, T., USM | 8 | 15  | 77  | 0  | 5.1  |

## KICKOFF RETURNS

|                   | G | RET | YDS | TD | AVG  |
|-------------------|---|-----|-----|----|------|
| McDuffie, Q., UCF | 8 | 17  | 578 | 1  | 34.0 |
| Ross, C., RICE    | 7 | 17  | 494 | 0  | 29.1 |
| McClure, M., UTEP | 8 | 19  | 551 | 1  | 29.0 |
| Hunt, R., USM     | 7 | 12  | 343 | 0  | 28.6 |
| Johnson, D., TLS  | 8 | 23  | 649 | 1  | 28.2 |
| Carrier, T., HOU  | 8 | 32  | 791 | 1  | 24.7 |
| Evans, T., MAR    | 8 | 29  | 662 | 1  | 22.8 |
| Wells, D., RICE   | 8 | 11  | 238 | 0  | 21.6 |
| Harris, D., ECU   | 8 | 25  | 518 | 0  | 20.7 |
| Sullen, J., TLN   | 8 | 23  | 471 | 0  | 20.5 |

## PUNTING

|                    | G | PUNT | YDS  | AVG  |
|--------------------|---|------|------|------|
| Campbell, I., UTEP | 8 | 34   | 1528 | 44.9 |
| Martens, K., RICE  | 8 | 30   | 1344 | 44.8 |
| Leone, R., HOU     | 8 | 21   | 881  | 42.0 |
| Hornsey, T., MEM   | 8 | 46   | 1913 | 41.6 |
| Such, M., TLS      | 8 | 25   | 1030 | 41.2 |
| Whitehead, K., MAR | 8 | 53   | 2170 | 40.9 |
| Ragland, T., UAB   | 8 | 35   | 1430 | 40.9 |
| Boehme, P., USM    | 8 | 28   | 1143 | 40.8 |
| Clingan, B., UCF   | 7 | 17   | 693  | 40.8 |
| Szymanski, M., SMU | 7 | 28   | 1132 | 40.4 |

## FIELD GOALS

|                      | G | FG | FGA | PCT   | FG/G |
|----------------------|---|----|-----|-------|------|
| Hrapmann, D., USM    | 8 | 19 | 23  | 82.6  | 2.38 |
| Henriques, P., MEM   | 8 | 13 | 14  | 92.9  | 1.62 |
| Hogan, M., HOU       | 8 | 9  | 11  | 81.8  | 1.12 |
| Barbour, M., ECU     | 8 | 9  | 11  | 81.8  | 1.12 |
| Warren, D., UTEP     | 8 | 9  | 14  | 64.3  | 1.12 |
| Santos, C., TLN      | 8 | 8  | 11  | 72.7  | 1.00 |
| Fitzpatrick, K., TLS | 8 | 6  | 13  | 46.2  | 0.75 |
| Cattoi, N., UCF      | 8 | 5  | 9   | 55.6  | 0.62 |
| Szymanski, M., SMU   | 7 | 4  | 6   | 66.7  | 0.57 |
| Warner, T., MAR      | 8 | 4  | 4   | 100.0 | 0.50 |

## SCORING (TDS)

|                     | G | TD | RUN | PASS | RET | PTS | AVG/G |
|---------------------|---|----|-----|------|-----|-----|-------|
| Edwards, P., HOU    | 8 | 12 | 0   | 11   | 1   | 74  | 9.2   |
| Eddington, J., RICE | 7 | 10 | 10  | 0    | 0   | 60  | 8.6   |
| Beall, B., HOU      | 8 | 10 | 10  | 0    | 0   | 60  | 7.5   |
| Williams, J., ECU   | 8 | 9  | 7   | 1    | 1   | 54  | 6.8   |
| Davis, A., USM      | 8 | 9  | 9   | 0    | 0   | 54  | 6.8   |
| Lewis, L., ECU      | 8 | 9  | 0   | 9    | 0   | 54  | 6.8   |
| Murray, L., UCF     | 8 | 9  | 9   | 0    | 0   | 54  | 6.8   |
| Davis, D., ECU      | 8 | 8  | 8   | 0    | 0   | 50  | 6.2   |
| Godfrey, J., UCF    | 8 | 8  | 8   | 0    | 0   | 48  | 6.0   |
| Hayes, M., HOU      | 8 | 8  | 7   | 1    | 0   | 48  | 6.0   |

## TACKLES

|                   | G | UA | A  | TOTAL | TPG  |
|-------------------|---|----|----|-------|------|
| Hughes, J., MEM   | 8 | 54 | 64 | 118   | 14.8 |
| Harvey, M., MAR   | 8 | 43 | 52 | 95    | 11.9 |
| Burdette, M., UAB | 8 | 61 | 28 | 89    | 11.1 |
| Lineback, D., ECU | 8 | 37 | 42 | 79    | 9.9  |
| Fleps, P., SMU    | 8 | 44 | 35 | 79    | 9.9  |
| Reed, T., SMU     | 8 | 49 | 27 | 76    | 9.5  |
| Mackey, T., TLN   | 8 | 32 | 38 | 70    | 8.8  |
| McGraw, M., HOU   | 8 | 29 | 40 | 69    | 8.6  |

|                    |   |    |    |    |     |
|--------------------|---|----|----|----|-----|
| Smith, S., TLN     | 8 | 48 | 20 | 68 | 8.5 |
| Bender, J., UAB    | 8 | 50 | 16 | 66 | 8.2 |
| Antle, T., TLS     | 7 | 31 | 26 | 57 | 8.1 |
| Arnick, C., TLS    | 8 | 34 | 31 | 65 | 8.1 |
| Jeune, W., UTEP    | 8 | 32 | 33 | 65 | 8.1 |
| Carter, I., UTEP   | 6 | 18 | 30 | 48 | 8.0 |
| Wacha, A., TLN     | 8 | 28 | 34 | 62 | 7.8 |
| Steward, P., HOU   | 8 | 31 | 29 | 60 | 7.5 |
| Brown, O., MAR     | 8 | 33 | 26 | 59 | 7.4 |
| Brown, S., HOU     | 8 | 35 | 24 | 59 | 7.4 |
| Irving, J., UTEP   | 8 | 20 | 38 | 58 | 7.2 |
| Saenz, N., HOU     | 8 | 33 | 25 | 58 | 7.2 |
| Williams, K., USM  | 8 | 27 | 30 | 57 | 7.1 |
| Yenga, Y., SMU     | 8 | 28 | 28 | 56 | 7.0 |
| Curry, V., MAR     | 8 | 22 | 33 | 55 | 6.9 |
| Patterson, M., ECU | 8 | 13 | 42 | 55 | 6.9 |
| Brown, D., MAR     | 8 | 29 | 25 | 54 | 6.8 |
| Hallman, D., UCF   | 8 | 38 | 16 | 54 | 6.8 |
| Jacobs, B., ECU    | 8 | 29 | 25 | 54 | 6.8 |

| SACKS            | G | UA | A | TOTAL |
|------------------|---|----|---|-------|
| Curry, V., MAR   | 8 | 5  | 2 | 6.0   |
| Brown, S., HOU   | 8 | 5  | 2 | 6.0   |
| Davis, J., SMU   | 8 | 4  | 3 | 5.5   |
| Adams, J., TLN   | 8 | 3  | 4 | 5.0   |
| Law, C., USM     | 8 | 4  | 1 | 4.5   |
| Harvey, M., MAR  | 8 | 4  | 1 | 4.5   |
| Moses, D., TLN   | 8 | 3  | 3 | 4.5   |
| King, K., HOU    | 8 | 4  | 0 | 4.0   |
| Grenier, K., SMU | 8 | 3  | 1 | 3.5   |
| Nall, D., UCF    | 8 | 3  | 1 | 3.5   |

| TACKLES FOR LOSS  | G | TOTAL | AVG. |
|-------------------|---|-------|------|
| Brown, S., HOU    | 8 | 17.5  | 2.19 |
| Harvey, M., MAR   | 8 | 11.5  | 1.44 |
| Henigan, E., UAB  | 8 | 9.5   | 1.19 |
| Thomas, T., MEM   | 8 | 8.5   | 1.06 |
| Williams, K., USM | 8 | 8.5   | 1.06 |
| Curry, V., MAR    | 8 | 8.5   | 1.06 |
| Law, C., USM      | 8 | 8.5   | 1.06 |
| Trotter, F., MEM  | 8 | 8.5   | 1.06 |
| Smith, J., ECU    | 8 | 8.5   | 1.06 |
| Adams, J., TLN    | 8 | 8.0   | 1.00 |

| FUMBLES FORCED     | G | TOTAL | AVG. |
|--------------------|---|-------|------|
| Law, C., USM       | 8 | 3     | 0.38 |
| Harris, K., MAR    | 8 | 2     | 0.25 |
| Mackey, T., TLN    | 8 | 2     | 0.25 |
| Moses, D., TLN     | 8 | 2     | 0.25 |
| Brown, S., HOU     | 8 | 2     | 0.25 |
| Janac, M., MAR     | 8 | 2     | 0.25 |
| Arrington, D., MAR | 8 | 2     | 0.25 |
| Jacks, A., TLN     | 8 | 2     | 0.25 |
| Ozougwu, C., RICE  | 8 | 2     | 0.25 |
| Travis, R., TLN    | 8 | 2     | 0.25 |

| PASSES DEFENDED   | G | TOTAL | AVG. |
|-------------------|---|-------|------|
| Davis, P., TLN    | 8 | 12    | 1.50 |
| Crawford, R., SMU | 8 | 10    | 1.25 |
| Jackson, R., MAR  | 8 | 10    | 1.25 |
| Wilson, D., USM   | 8 | 9     | 1.12 |
| Coleman, M., UAB  | 7 | 7     | 1.00 |
| Jacobs, B., ECU   | 8 | 8     | 1.00 |
| Davis, C., TLS    | 7 | 7     | 1.00 |
| Blake, A., UTEP   | 8 | 8     | 1.00 |
| Davis, E., ECU    | 8 | 8     | 1.00 |
| Ballou, T.J., UAB | 8 | 7     | 0.88 |

## 2010 STATISTICS - TEAM, C-USA GAMES ONLY

| RUSHING OFFENSE | G | ATT | YDS  | AVG | TD | YDS/G |
|-----------------|---|-----|------|-----|----|-------|
| Tulsa           | 8 | 341 | 1758 | 5.2 | 24 | 219.8 |
| Southern Miss   | 8 | 356 | 1727 | 4.9 | 22 | 215.9 |
| UCF             | 8 | 356 | 1622 | 4.6 | 26 | 202.8 |
| Rice            | 8 | 358 | 1541 | 4.3 | 20 | 192.6 |
| Houston         | 8 | 306 | 1389 | 4.5 | 17 | 173.6 |
| Tulane          | 8 | 313 | 1213 | 3.9 | 12 | 151.6 |
| SMU             | 8 | 240 | 1173 | 4.9 | 11 | 146.6 |
| UAB             | 8 | 275 | 1133 | 4.1 | 6  | 141.6 |
| East Carolina   | 8 | 234 | 1066 | 4.6 | 17 | 133.2 |
| UTEP            | 8 | 250 | 1025 | 4.1 | 10 | 128.1 |
| Memphis         | 8 | 253 | 797  | 3.2 | 3  | 99.6  |
| Marshall        | 8 | 236 | 706  | 3.0 | 4  | 88.2  |

| PASS OFFENSE  | G | CMP | ATT | INT | PCT  | YDS  | AVG  | TD | YDS/G |
|---------------|---|-----|-----|-----|------|------|------|----|-------|
| Houston       | 8 | 293 | 186 | 11  | 63.5 | 2532 | 8.6  | 22 | 316.5 |
| East Carolina | 8 | 356 | 225 | 9   | 63.2 | 2509 | 7.0  | 27 | 313.6 |
| SMU           | 8 | 298 | 181 | 5   | 60.7 | 2418 | 8.1  | 17 | 302.2 |
| Tulsa         | 8 | 283 | 171 | 5   | 60.4 | 2372 | 8.4  | 22 | 296.5 |
| Tulane        | 8 | 334 | 186 | 11  | 55.7 | 2159 | 6.5  | 15 | 269.9 |
| Southern Miss | 8 | 290 | 177 | 4   | 61.0 | 2120 | 7.3  | 17 | 265.0 |
| UAB           | 8 | 296 | 164 | 10  | 55.4 | 2084 | 7.0  | 21 | 260.5 |
| Marshall      | 8 | 280 | 156 | 10  | 55.7 | 1735 | 6.2  | 15 | 216.9 |
| Rice          | 8 | 219 | 134 | 6   | 61.2 | 1720 | 7.9  | 17 | 215.0 |
| UTEP          | 8 | 272 | 139 | 8   | 51.1 | 1679 | 6.2  | 11 | 209.9 |
| UCF           | 8 | 151 | 102 | 4   | 67.5 | 1650 | 10.9 | 13 | 206.2 |
| Memphis       | 8 | 213 | 116 | 7   | 54.5 | 1568 | 7.4  | 10 | 196.0 |

| TOTAL OFFENSE | G | RUSH | PASS | PLAYS | YDS  | AVG/P | TD | YDS/G |
|---------------|---|------|------|-------|------|-------|----|-------|
| Tulsa         | 8 | 1758 | 2372 | 624   | 4130 | 6.6   | 46 | 516.2 |
| Houston       | 8 | 1389 | 2532 | 599   | 3921 | 6.5   | 39 | 490.1 |
| Southern Miss | 8 | 1727 | 2120 | 646   | 3847 | 6.0   | 39 | 480.9 |
| SMU           | 8 | 1173 | 2418 | 538   | 3591 | 6.7   | 28 | 448.9 |
| East Carolina | 8 | 1066 | 2509 | 590   | 3575 | 6.1   | 44 | 446.9 |
| Tulane        | 8 | 1213 | 2159 | 647   | 3372 | 5.2   | 27 | 421.5 |
| UCF           | 8 | 1622 | 1650 | 507   | 3272 | 6.5   | 39 | 409.0 |
| Rice          | 8 | 1541 | 1720 | 577   | 3261 | 5.7   | 37 | 407.6 |
| UAB           | 8 | 1133 | 2084 | 571   | 3217 | 5.6   | 27 | 402.1 |
| UTEP          | 8 | 1025 | 1679 | 522   | 2704 | 5.2   | 21 | 338.0 |
| Marshall      | 8 | 706  | 1735 | 516   | 2441 | 4.7   | 19 | 305.1 |
| Memphis       | 8 | 797  | 1568 | 466   | 2365 | 5.1   | 13 | 295.6 |

| SCORING OFFENSE | TD | FG | XPT | 2XP | DXP | SAF | PTS | AVG  |
|-----------------|----|----|-----|-----|-----|-----|-----|------|
| Southern Miss   | 43 | 19 | 41  | 1   | 0   | 1   | 360 | 45.0 |
| Tulsa           | 47 | 6  | 42  | 1   | 1   | 0   | 346 | 43.2 |
| East Carolina   | 46 | 9  | 41  | 1   | 0   | 0   | 346 | 43.2 |
| Houston         | 43 | 9  | 40  | 1   | 0   | 0   | 327 | 40.9 |
| UCF             | 45 | 5  | 41  | 0   | 0   | 0   | 326 | 40.8 |
| Rice            | 38 | 2  | 35  | 0   | 0   | 0   | 269 | 33.6 |
| SMU             | 31 | 5  | 31  | 0   | 0   | 0   | 232 | 29.0 |
| Tulane          | 28 | 8  | 25  | 0   | 0   | 1   | 219 | 27.4 |
| UAB             | 27 | 3  | 25  | 1   | 0   | 0   | 198 | 24.8 |
| UTEP            | 22 | 9  | 21  | 0   | 0   | 1   | 182 | 22.8 |
| Marshall        | 22 | 4  | 22  | 0   | 1   | 1   | 170 | 21.2 |
| Memphis         | 13 | 13 | 11  | 0   | 0   | 0   | 128 | 16.0 |

| PUNT RETURNS  | G | RET | YDS | TD | AVG  |
|---------------|---|-----|-----|----|------|
| Houston       | 8 | 9   | 179 | 1  | 19.9 |
| UTEP          | 8 | 13  | 210 | 0  | 16.2 |
| UCF           | 8 | 19  | 300 | 0  | 15.8 |
| Tulsa         | 8 | 15  | 161 | 0  | 10.7 |
| East Carolina | 8 | 12  | 106 | 0  | 8.8  |
| Rice          | 8 | 12  | 106 | 0  | 8.8  |
| Marshall      | 8 | 17  | 93  | 1  | 5.5  |
| SMU           | 8 | 17  | 86  | 0  | 5.1  |
| Tulane        | 8 | 11  | 51  | 0  | 4.6  |
| Southern Miss | 8 | 17  | 77  | 0  | 4.5  |
| UAB           | 8 | 7   | 11  | 0  | 1.6  |
| Memphis       | 8 | 8   | 6   | 0  | 0.8  |

| KICKOFF RETURNS | G | RET | YDS  | TD | AVG  |
|-----------------|---|-----|------|----|------|
| UCF             | 8 | 30  | 897  | 1  | 29.9 |
| UTEP            | 8 | 34  | 859  | 1  | 25.3 |
| Southern Miss   | 8 | 41  | 976  | 1  | 23.8 |
| Houston         | 8 | 38  | 898  | 1  | 23.6 |
| Rice            | 8 | 55  | 1282 | 0  | 23.3 |
| Tulsa           | 8 | 36  | 804  | 1  | 22.3 |
| Marshall        | 8 | 38  | 835  | 1  | 22.0 |
| East Carolina   | 8 | 50  | 1046 | 1  | 20.9 |
| UAB             | 8 | 42  | 832  | 0  | 19.8 |
| SMU             | 8 | 35  | 692  | 0  | 19.8 |
| Tulane          | 8 | 51  | 944  | 0  | 18.5 |
| Memphis         | 8 | 50  | 922  | 0  | 18.4 |





| <b>RUSHING DEFENSE</b> | <b>G</b> | <b>RUSHES</b> | <b>YARDS</b> | <b>AVG</b> | <b>TD</b> | <b>YDS/G</b> |
|------------------------|----------|---------------|--------------|------------|-----------|--------------|
| UCF                    | 8        | 242           | 869          | 3.6        | 5         | 108.6        |
| Southern Miss          | 8        | 245           | 886          | 3.6        | 12        | 110.8        |
| Marshall               | 8        | 284           | 1079         | 3.8        | 14        | 134.9        |
| Rice                   | 8        | 265           | 1089         | 4.1        | 16        | 136.1        |
| SMU                    | 8        | 296           | 1103         | 3.7        | 14        | 137.9        |
| Tulsa                  | 8        | 286           | 1194         | 4.2        | 11        | 149.2        |
| UAB                    | 8        | 290           | 1254         | 4.3        | 15        | 156.8        |
| Memphis                | 8        | 327           | 1370         | 4.2        | 16        | 171.2        |
| East Carolina          | 8        | 327           | 1463         | 4.5        | 18        | 182.9        |
| Houston                | 8        | 329           | 1535         | 4.7        | 15        | 191.9        |
| UTEP                   | 8        | 321           | 1578         | 4.9        | 12        | 197.2        |
| Tulane                 | 8        | 306           | 1730         | 5.7        | 24        | 216.2        |

| <b>PASS EFF. DEF.</b> | <b>CMP</b> | <b>ATT</b> | <b>INT</b> | <b>PCT</b> | <b>YDS</b> | <b>TD</b> | <b>EFF</b> |
|-----------------------|------------|------------|------------|------------|------------|-----------|------------|
| Marshall              | 315        | 165        | 9          | 52.4       | 1831       | 10        | 106.0      |
| SMU                   | 282        | 165        | 8          | 58.5       | 1804       | 9         | 117.1      |
| UCF                   | 299        | 173        | 10         | 57.9       | 1892       | 17        | 123.1      |
| UAB                   | 276        | 162        | 8          | 58.7       | 1954       | 15        | 130.3      |
| Tulane                | 223        | 121        | 7          | 54.3       | 1615       | 15        | 131.0      |
| UTEP                  | 270        | 166        | 4          | 61.5       | 1884       | 14        | 134.2      |
| Houston               | 253        | 151        | 8          | 59.7       | 1923       | 16        | 138.1      |
| Tulsa                 | 280        | 168        | 11         | 60.0       | 2315       | 17        | 141.6      |
| Southern Miss         | 271        | 157        | 11         | 57.9       | 2217       | 22        | 145.3      |
| East Carolina         | 280        | 171        | 6          | 61.1       | 2319       | 23        | 153.5      |
| Rice                  | 291        | 177        | 4          | 60.8       | 2601       | 27        | 163.8      |
| Memphis               | 245        | 161        | 4          | 65.7       | 2191       | 22        | 167.2      |

| <b>TOTAL DEFENSE</b> | <b>RUSH</b> | <b>PASS</b> | <b>PLAYS</b> | <b>YARDS</b> | <b>AVG/P</b> | <b>TD</b> | <b>YDS/G</b> |
|----------------------|-------------|-------------|--------------|--------------|--------------|-----------|--------------|
| UCF                  | 869         | 1892        | 541          | 2761         | 5.1          | 22        | 345.1        |
| SMU                  | 1103        | 1804        | 578          | 2907         | 5.0          | 23        | 363.4        |
| Marshall             | 1079        | 1831        | 599          | 2910         | 4.9          | 24        | 363.8        |
| Southern Miss        | 886         | 2217        | 516          | 3103         | 6.0          | 34        | 387.9        |
| UAB                  | 1254        | 1954        | 566          | 3208         | 5.7          | 30        | 401.0        |
| Tulane               | 1730        | 1615        | 529          | 3345         | 6.3          | 39        | 418.1        |
| Houston              | 1535        | 1923        | 582          | 3458         | 5.9          | 31        | 432.2        |
| UTEP                 | 1578        | 1884        | 591          | 3462         | 5.9          | 26        | 432.8        |
| Tulsa                | 1194        | 2315        | 566          | 3509         | 6.2          | 28        | 438.6        |
| Memphis              | 1370        | 2191        | 572          | 3561         | 6.2          | 38        | 445.1        |
| Rice                 | 1089        | 2601        | 556          | 3690         | 6.6          | 43        | 461.2        |
| East Carolina        | 1463        | 2319        | 607          | 3782         | 6.2          | 41        | 472.8        |

| <b>SCORING DEFENSE</b> | <b>TD</b> | <b>XP</b> | <b>2XP</b> | <b>DXP</b> | <b>FG</b> | <b>SAF</b> | <b>PTS</b> | <b>AVG/G</b> |
|------------------------|-----------|-----------|------------|------------|-----------|------------|------------|--------------|
| UCF                    | 22        | 21        | 0          | 0          | 4         | 0          | 165        | 20.6         |
| SMU                    | 26        | 25        | 1          | 0          | 6         | 0          | 201        | 25.1         |
| UTEP                   | 26        | 25        | 0          | 1          | 8         | 0          | 207        | 25.9         |
| Marshall               | 25        | 24        | 0          | 0          | 11        | 1          | 209        | 26.1         |
| Tulsa                  | 31        | 27        | 1          | 0          | 6         | 0          | 233        | 29.1         |
| Houston                | 32        | 29        | 0          | 0          | 8         | 0          | 245        | 30.6         |
| UAB                    | 32        | 27        | 2          | 0          | 10        | 0          | 253        | 31.6         |
| Southern Miss          | 37        | 33        | 1          | 0          | 6         | 1          | 277        | 34.6         |
| Memphis                | 40        | 39        | 0          | 0          | 9         | 0          | 306        | 38.2         |
| East Carolina          | 43        | 39        | 0          | 0          | 10        | 0          | 327        | 40.9         |
| Rice                   | 46        | 42        | 0          | 1          | 5         | 1          | 337        | 42.1         |
| Tulane                 | 45        | 44        | 0          | 0          | 9         | 1          | 343        | 42.9         |

| <b>TURNOVER MARGIN</b> | <b>(GAINED)</b> |            | <b>(LOST)</b> |            | <b>TOT</b> | <b>MAR</b> |     |
|------------------------|-----------------|------------|---------------|------------|------------|------------|-----|
|                        | <b>FUM</b>      | <b>INT</b> | <b>FUM</b>    | <b>INT</b> |            |            |     |
| Tulsa                  | 9               | 11         | 20            | 3          | 5          | 8          | +12 |
| Southern Miss          | 7               | 11         | 18            | 5          | 4          | 9          | +9  |
| UCF                    | 5               | 10         | 15            | 6          | 4          | 10         | +5  |
| East Carolina          | 8               | 6          | 14            | 3          | 9          | 12         | +2  |
| UAB                    | 7               | 8          | 15            | 5          | 10         | 15         | +0  |
| SMU                    | 4               | 8          | 12            | 8          | 5          | 13         | -1  |
| Tulane                 | 9               | 7          | 16            | 7          | 11         | 18         | -2  |
| Marshall               | 3               | 9          | 12            | 4          | 10         | 14         | -2  |
| UTEP                   | 4               | 4          | 8             | 3          | 8          | 11         | -3  |
| Rice                   | 3               | 4          | 7             | 5          | 6          | 11         | -4  |
| Houston                | 3               | 8          | 11            | 5          | 11         | 16         | -5  |
| Memphis                | 3               | 4          | 7             | 11         | 7          | 18         | -11 |

| <b>PUNTING</b> | <b>PUNTS</b> | <b>AVG</b> | <b>PR</b> | <b>AVG</b> | <b>YDS/P</b> |
|----------------|--------------|------------|-----------|------------|--------------|
| Rice           | 32           | 44.3       | 106       | 3.3        | 39.8         |
| Southern Miss  | 31           | 41.3       | 46        | 1.5        | 39.2         |
| Tulsa          | 26           | 40.7       | 23        | 0.9        | 39.0         |
| UTEP           | 34           | 44.9       | 89        | 2.6        | 38.2         |
| Houston        | 21           | 42.0       | 76        | 3.6        | 37.4         |
| UCF            | 19           | 41.2       | 15        | 0.8        | 36.2         |
| SMU            | 34           | 38.9       | 53        | 1.6        | 35.6         |
| UAB            | 35           | 40.9       | 148       | 4.2        | 35.5         |
| Memphis        | 46           | 41.6       | 291       | 6.3        | 34.8         |
| East Carolina  | 31           | 39.3       | 102       | 3.3        | 34.7         |
| Marshall       | 55           | 39.5       | 179       | 3.3        | 34.4         |
| Tulane         | 47           | 39.0       | 258       | 5.5        | 32.2         |

| <b>FIELD GOALS</b> | <b>G</b> | <b>MADE</b> | <b>ATT</b> | <b>PCT.</b> |
|--------------------|----------|-------------|------------|-------------|
| Marshall           | 8        | 4           | 4          | 1.000       |
| Memphis            | 8        | 13          | 14         | .929        |
| Southern Miss      | 8        | 19          | 23         | .826        |
| Houston            | 8        | 9           | 11         | .818        |
| East Carolina      | 8        | 9           | 11         | .818        |
| Tulane             | 8        | 8           | 11         | .727        |
| UTEP               | 8        | 9           | 14         | .643        |
| SMU                | 8        | 5           | 8          | .625        |
| Tulsa              | 8        | 6           | 13         | .462        |
| UCF                | 8        | 5           | 11         | .455        |
| UAB                | 8        | 3           | 7          | .429        |
| Rice               | 8        | 2           | 5          | .400        |

| <b>PAT KICKING</b> | <b>G</b> | <b>MADE</b> | <b>ATT</b> | <b>PCT.</b> |
|--------------------|----------|-------------|------------|-------------|
| East Carolina      | 8        | 41          | 41         | 1.000       |
| Southern Miss      | 8        | 41          | 41         | 1.000       |
| SMU                | 8        | 31          | 31         | 1.000       |
| Marshall           | 8        | 22          | 22         | 1.000       |
| UTEP               | 8        | 21          | 21         | 1.000       |
| Tulsa              | 8        | 42          | 43         | .977        |
| UAB                | 8        | 25          | 26         | .962        |
| Tulane             | 8        | 25          | 26         | .962        |
| Houston            | 8        | 40          | 42         | .952        |
| UCF                | 8        | 41          | 44         | .932        |
| Rice               | 8        | 35          | 38         | .921        |
| Memphis            | 8        | 11          | 12         | .917        |

| <b>FIRST DOWNS</b> | <b>G</b> | <b>RUSH</b> | <b>PASS</b> | <b>PEN</b> | <b>TOTAL</b> |
|--------------------|----------|-------------|-------------|------------|--------------|
| Tulsa              | 8        | 115         | 94          | 15         | 224          |
| Houston            | 8        | 71          | 133         | 17         | 221          |
| Rice               | 8        | 82          | 124         | 13         | 219          |
| Memphis            | 8        | 91          | 76          | 17         | 184          |
| Southern Miss      | 8        | 83          | 86          | 12         | 181          |
| UTEP               | 8        | 42          | 102         | 18         | 162          |
| SMU                | 8        | 30          | 104         | 17         | 151          |
| UAB                | 8        | 72          | 66          | 10         | 148          |
| Tulane             | 8        | 48          | 77          | 14         | 140          |
| East Carolina      | 8        | 57          | 75          | 7          | 139          |
| Marshall           | 8        | 73          | 55          | 11         | 139          |
| UCF                | 8        | 49          | 49          | 5          | 103          |

| <b>3RD-DN CONVERSIONS</b> | <b>G</b> | <b>MADE</b> | <b>ATT</b> | <b>PCT.</b> |
|---------------------------|----------|-------------|------------|-------------|
| Rice                      | 8        | 63          | 112        | 56.2        |
| Tulsa                     | 8        | 57          | 103        | 55.3        |
| Memphis                   | 8        | 59          | 123        | 48.0        |
| Houston                   | 8        | 50          | 108        | 46.3        |
| Southern Miss             | 8        | 61          | 132        | 46.2        |
| Tulane                    | 8        | 43          | 108        | 39.8        |
| UAB                       | 8        | 44          | 111        | 39.6        |
| UTEP                      | 8        | 41          | 106        | 38.7        |
| East Carolina             | 8        | 46          | 121        | 38.0        |
| Marshall                  | 8        | 42          | 115        | 36.5        |
| SMU                       | 8        | 34          | 97         | 35.1        |
| UCF                       | 8        | 35          | 119        | 29.4        |

| <b>4TH-DN CONVERSIONS</b> | <b>G</b> | <b>MADE</b> | <b>ATT</b> | <b>PCT.</b> |
|---------------------------|----------|-------------|------------|-------------|
| Southern Miss             | 8        | 12          | 14         | 85.7        |
| East Carolina             | 8        | 7           | 9          | 77.8        |
| Memphis                   | 8        | 6           | 9          | 66.7        |
| UCF                       | 8        | 5           | 9          | 55.6        |
| Houston                   | 8        | 7           | 13         | 53.8        |
| SMU                       | 8        | 3           | 6          | 50.0        |
| Marshall                  | 8        | 7           | 14         | 50.0        |
| Tulsa                     | 8        | 6           | 12         | 50.0        |
| Rice                      | 8        | 2           | 4          | 50.0        |
| UAB                       | 8        | 2           | 5          | 40.0        |
| Tulane                    | 8        | 6           | 16         | 37.5        |
| UTEP                      | 8        | 4           | 11         | 36.4        |

| <b>PENALTIES</b> | <b>G</b> | <b>NO</b> | <b>YDS</b> | <b>AVG/G</b> |
|------------------|----------|-----------|------------|--------------|
| Tulsa            | 8        | 40        | 314        | 39.2         |
| Memphis          | 8        | 36        | 338        | 42.2         |
| Rice             | 8        | 37        | 346        | 43.2         |
| UCF              | 8        | 40        | 346        | 43.2         |
| Tulane           | 8        | 45        | 409        | 51.1         |
| Marshall         | 8        | 50        | 418        | 52.2         |
| East Carolina    | 8        | 44        | 438        | 54.8         |
| SMU              | 8        | 54        | 444        | 55.5         |
| UTEP             | 8        | 49        | 492        | 61.5         |
| Houston          | 8        | 52        | 510        | 63.8         |
| UAB              | 8        | 55        | 529        | 66.1         |
| Southern Miss    | 8        | 60        | 630        | 78.8         |

# 2010 SUPERLATIVES - C-USA GAMES ONLY

## INDIVIDUAL GAME HIGHS

|                           |      |  |
|---------------------------|------|--|
| Points scored             | 24   | five tied with   |
| Points scored             | 24   | Bryce Beall, Houston vs. Tulane (Sep 25, 2010)                           |
|                           | 24   | Jeremy Eddington, Rice vs. East Carolina (Nov 20, 2010)                  |
|                           | 24   | Austin Davis, Southern Miss vs. Houston (Nov 20, 2010)                   |
| Touchdowns                | 24   | Bryce Beall, Houston vs. Tulane (Sep 25, 2010)                           |
|                           | 24   | Jeremy Eddington, Rice vs. East Carolina (Nov 20, 2010)                  |
|                           | 24   | Austin Davis, Southern Miss vs. Houston (Nov 20, 2010)                   |
| TD responsibility         | 6    | Dominique Davis, East Carolina vs. Tulsa (Sept 5, 2010) [1r,5p]          |
|                           | 6    | Austin Davis, Southern Miss vs. Houston (Nov 20, 2010) [4r,2p]           |
|                           | 6    | G.J. Kinne, Tulsa vs. Southern Miss (Nov 26, 2010) [2r,4p]               |
| Points scored kicking     | 19   | Danny Hrapmann, Southern Miss vs. East Carolina (Oct 9, 2010) [5fg,4pat] |
| Total offense yards       | 454  | G.J. Kinne, Tulsa vs. Southern Miss (Nov 26, 2010) [48r,406p]            |
| Total offense plays       | 70   | Ryan Griffin, Tulane at Marshall (Nov 27, 2010) [6r,64p]                 |
| Total offense yards/play  | 32.5 | Tracy Lampley, Southern Miss at Tulane (Nov 6, 2010) [2-65]              |
| Rushing yards             | 205  | Kendrick Hardy, Southern Miss vs. Houston (Nov 20, 2010)                 |
| Rushing attempts          | 31   | G.J. Kinne, Tulsa at Houston (Nov 13, 2010)                              |
| Yards per rush            | 32.5 | Tracy Lampley, Southern Miss at Tulane (Nov 6, 2010) [2-65]              |
| Rushing TDs               | 24   | Bryce Beall, Houston vs. Tulane (Sep 25, 2010)                           |
|                           | 24   | Jeremy Eddington, Rice vs. East Carolina (Nov 20, 2010)                  |
|                           | 24   | Austin Davis, Southern Miss vs. Houston (Nov 20, 2010)                   |
| Longest rush              | 88   | Jeremy Eddington, Rice vs. East Carolina (Nov 20, 2010)                  |
| Passing yards             | 467  | David Piland, Houston at Southern Miss (Nov 20, 2010)                    |
| Passing attempts          | 64   | Ryan Griffin, Tulane at Marshall (Nov 27, 2010)                          |
| Passing TDs               | 5    | five tied with   |
| Longest pass              | 86   | Eddie Sullivan, Marshall vs. UCF (Oct 13, 2010)                          |
| Passes completed          | 39   | Dominique Davis, East Carolina at UCF (Oct 30, 2010)                     |
| Had intercepted           | 5    | David Piland, Houston vs. Tulsa (Nov 13, 2010)                           |
| Pass yards/attempt        | 27.8 | Terrence Broadway, Houston at Memphis (Oct 30, 2010) [4-111]             |
| Receiving yards           | 182  | Aldrick Robinson, SMU at Tulane (Oct 30, 2010)                           |
| Receptions                | 11   | Lance Lewis, East Carolina at UCF (Oct 30, 2010)                         |
| Yards per catch           | 46.7 | Ryan Grant, Tulane vs. Rice (Nov 13, 2010) [3-140]                       |
| Receiving TDs             | 3    | five tied with   |
| Longest reception         | 86   | Aaron Dobson, Marshall vs. UCF (Oct 13, 2010)                            |
| Field goal attempts       | 5    | Danny Hrapmann, Southern Miss vs. East Carolina (Oct 9, 2010)            |
| Field goals made          | 5    | Danny Hrapmann, Southern Miss vs. East Carolina (Oct 9, 2010)            |
| Longest field goal        | 57   | Dakota Warren, UTEP vs. Memphis (Sep 25, 2010)                           |
| PAT kicks attempted       | 9    | Chris Boswell, Rice vs. East Carolina (Nov 20, 2010)                     |
| PAT kicks made            | 8    | four tied with   |
| Punts                     | 8    | six tied with  |
| Yards punted              | 361  | Kase Whitehead, Marshall vs. UCF (Oct 13, 2010) [8-361]                  |
| Longest punt              | 75   | Trey Ragland, UAB at SMU (Sep 11, 2010)                                  |
| Punting avg.              | 50.7 | Michael Such, Tulsa vs. UTEP (Nov 20, 2010) [3-152]                      |
| Punt returns              | 5    | Patrick Edwards, Houston vs. Tulane (Sep 25, 2010)                       |
|                           | 5    | Tracy Lampley, Southern Miss vs. Marshall (Oct 2, 2010)                  |
| Punt return yards         | 89   | Patrick Edwards, Houston vs. Tulane (Sep 25, 2010)                       |
| Longest punt return       | 74   | Patrick Edwards, Houston at Memphis (Oct 30, 2010)                       |
| Punt return TDs           | 1    | Patrick Edwards, Houston at Memphis (Oct 30, 2010)                       |
|                           | 1    | Kevin Perry, Marshall vs. Tulane (Nov 27, 2010)                          |
| Punt return avg.          | 32.0 | Dwayne Harris, East Carolina at UAB (Nov 11, 2010) [2-64]                |
| Kick returns              | 8    | Darryl Fields, SMU vs. Houston (Oct 23, 2010)                            |
|                           | 8    | D.A. Griffin, Memphis vs. Houston (Oct 30, 2010)                         |
|                           | 8    | Tyron Carrier, Houston at Southern Miss (Nov 20, 2010)                   |
| Kick return yards         | 261  | Charles Ross, Rice at Tulane (Nov 13, 2010)                              |
| Kick return avg.          | 59.5 | Reggie Hunt, Southern Miss at Tulane (Nov 6, 2010) [2-119]               |
| Longest kick return       | 100  | Troy Evans, Marshall at Southern Miss (Oct 2, 2010)                      |
| Kick return TDs           | 1    | seven tied with  |
| Combined PR/KR yards      | 261  | Charles Ross, Rice at Tulane (Nov 13, 2010) [0pr-261kr]                  |
| Interceptions             | 3    | Marco Nelson, Tulsa at Houston (Nov 13, 2010)                            |
| Interception return yds.  | 100  | Jordan Ozerities, UCF at Tulane (Nov 20, 2010)                           |
| Interception return avg.  | 31.5 | Marcus Ball, Memphis at UAB (Nov 20, 2010) [2-63]                        |
| Longest interception rtn. | 100  | Jordan Ozerities, UCF at Tulane (Nov 20, 2010)                           |
| Interception return TDs.  | 1    | ten tied with  |
| All-purpose yards         | 322  | Damaris Johnson, Tulsa vs. Rice (Nov 6, 2010)                            |
| Tackles                   | 21.0 | Jamon Hughes, Memphis vs. Southern Miss (Oct 16, 2010) [15-6]            |
| Sacks                     | 2.5  | Troy Davis, UCF vs. Rice (Oct 23, 2010) [2-1]                            |
|                           | 2.5  | Darius Nail, UCF vs. Rice (Oct 23, 2010) [2-1]                           |
| Tackles for loss          | 5.0  | Sammy Brown, Houston at Rice (Oct 16, 2010) [5-0]                        |

## TEAM GAME HIGHS

|                           |      |  |
|---------------------------|------|--|
| Points                    | 64   | Tulsa vs. Rice (Nov 6, 2010)                             |
| Points scored kicking     | 19   | Southern Miss vs. East Carolina (Oct 9, 2010) [5fg,4pat] |
| Touchdowns                | 9    | Tulsa vs. Rice (Nov 6, 2010)                             |
|                           | 9    | Rice vs. East Carolina (Nov 20, 2010)                    |
| Total offense yards       | 656  | Houston vs. UTEP (Sep 10, 2010) [308r,348p]              |
| Total offense plays       | 98   | Tulane at Marshall (Nov 27, 2010) [33r,65p]              |
| Total offense yards/play  | 8.9  | Tulsa vs. Southern Miss (Nov 26, 2010) [71-634]          |
|                           | 8.9  | SMU at Rice (Oct 2, 2010) [53-472]                       |
| Rushing yards             | 410  | Rice vs. East Carolina (Nov 20, 2010)                    |
| Rushing attempts          | 60   | Rice vs. East Carolina (Nov 20, 2010)                    |
| Yards per rush            | 7.7  | Tulsa vs. Tulane (Oct 16, 2010) [43-332]                 |
|                           | 7.5  | East Carolina vs. Marshall (Oct 23, 2010) [26-194]       |
| Rushing TDs               | 6    | Houston vs. UTEP (Sep 10, 2010)                          |
|                           | 6    | Rice vs. East Carolina (Nov 20, 2010)                    |
|                           | 6    | Southern Miss vs. Houston (Nov 20, 2010)                 |
| Longest rush              | 88   | Rice vs. East Carolina (Nov 20, 2010)                    |
| Passing yards             | 467  | Houston at Southern Miss (Nov 20, 2010)                  |
| Passing attempts          | 65   | Tulane at Marshall (Nov 27, 2010)                        |
| Passing TDs               | 6    | Houston at Memphis (Oct 30, 2010)                        |
| Longest pass              | 86   | Marshall vs. UCF (Oct 13, 2010)                          |
| Passes completed          | 39   | East Carolina at UCF (Oct 30, 2010)                      |
| Had intercepted           | 5    | Houston vs. Tulsa (Nov 13, 2010)                         |
| Pass completion pct.      | 88.9 | Houston at Memphis (Oct 30, 2010) [24-27]                |
| Passing yards/attempt     | 14.9 | Houston at Memphis (Oct 30, 2010) [27-403]               |
| Yards per catch           | 27.6 | Rice at Tulsa (Nov 6, 2010) [8-221]                      |
| Field goal attempts       | 5    | Southern Miss vs. East Carolina (Oct 9, 2010)            |
| Field goals made          | 5    | Southern Miss vs. East Carolina (Oct 9, 2010)            |
| Longest field goal        | 57   | UTEP vs. Memphis (Sep 25, 2010)                          |
| PAT kicks attempted       | 9    | Tulsa vs. Rice (Nov 6, 2010)                             |
|                           | 9    | Rice vs. East Carolina (Nov 20, 2010)                    |
| PAT kicks made            | 8    | five tied with   |
| 2-point PAT attempts      | 3    | Tulsa at East Carolina (Sept 5, 2010)                    |
|                           | 3    | East Carolina at UAB (Nov 11, 2010)                      |
| 2-point PATs made         | 1    | five tied with   |
| Punts                     | 9    | Marshall at Southern Miss (Oct 2, 2010)                  |
|                           | 9    | Tulane at Marshall (Nov 27, 2010)                        |
| Longest punt              | 75   | UAB at SMU (Sep 11, 2010)                                |
| Yards punted              | 361  | Marshall vs. UCF (Oct 13, 2010) [8-361]                  |
| Punting avg.              | 50.7 | Tulsa vs. UTEP (Nov 20, 2010) [3-152]                    |
| Punt returns              | 6    | Southern Miss vs. Marshall (Oct 2, 2010)                 |
| Punt return yards         | 89   | Houston vs. Tulane (Sep 25, 2010)                        |
| Punt return avg.          | 32.0 | East Carolina at UAB (Nov 11, 2010) [2-64]               |
| Punt return TDs           | 1    | Houston at Memphis (Oct 30, 2010)                        |
|                           | 1    | Marshall vs. Tulane (Nov 27, 2010)                       |
| Longest punt return       | 74   | Houston at Memphis (Oct 30, 2010)                        |
| Kick returns              | 10   | four tied with   |
| Kick return yards         | 344  | Rice at Tulane (Nov 13, 2010)                            |
| Kick return avg.          | 59.3 | UCF at Tulane (Nov 20, 2010) [3-178]                     |
| Longest kick return       | 100  | Marshall at Southern Miss (Oct 2, 2010)                  |
| Kick return TDs           | 1    | seven tied with  |
| Interceptions             | 5    | Tulsa at Houston (Nov 13, 2010)                          |
| Interception return yds.  | 108  | Marshall vs. Tulane (Nov 27, 2010)                       |
| Interception return avg.  | 50.0 | UCF at Tulane (Nov 20, 2010) [2-100]                     |
| Longest interception rtn. | 100  | UCF at Tulane (Nov 20, 2010)                             |
| Interception return TDs   | 1    | East Carolina vs. Memphis (Sep 11, 2010)                 |
| Fumbles lost              | 3    | Memphis vs. Tulsa (Oct 2, 2010)                          |
|                           | 3    | SMU at Tulane (Oct 30, 2010)                             |
|                           | 3    | Tulsa at Memphis (Oct 2, 2010)                           |
|                           | 3    | Tulane vs. SMU (Oct 30, 2010)                            |
| Sacked by opp             | 6    | Rice at UCF (Oct 23, 2010)                               |
| QB sacks                  | 6    | UCF vs. Rice (Oct 23, 2010)                              |
| Turnovers committed       | 5    | Houston vs. Tulsa (Nov 13, 2010)                         |
| Turnovers caused          | 5    | Tulsa at Houston (Nov 13, 2010)                          |
| Kicks blocked             | 2    | three tied with  |
| First downs               | 37   | Houston at Memphis (Oct 30, 2010)                        |
| 1st downs rushing         | 18   | Tulsa at Houston (Nov 13, 2010)                          |
| 1st downs passing         | 21   | Tulane at Tulsa (Oct 16, 2010)                           |
| 1st downs by penalty      | 7    | Tulane vs. Southern Miss (Nov 6, 2010)                   |
| Penalties                 | 15   | Southern Miss vs. East Carolina (Oct 9, 2010)            |
| Penalties yards           | 153  | Southern Miss vs. East Carolina (Oct 9, 2010)            |

# 2010-11 BOWL RESULTS

## BOWL

BCS NATIONAL CHAMPIONSHIP  
 KRAFT FIGHT HUNGER  
 BBVA COMPASS  
 AT&T COTTON  
 GOGADDY.COM  
 ALLSTATE SUGAR  
 DISCOVER ORANGE  
 TOSTITOS FIESTA  
 ROSE PRESENTED BY VIZIO  
 GATOR  
 OUTBACK  
 CAPITAL ONE  
 TICKETCITY  
 CHICK-FIL-A  
 HYUNDAI SUN  
**AUTOZONE LIBERTY BOWL**  
 MEINEKE CAR CARE  
**BELL HELICOPTER ARMED FORCES**  
 NEW ERA PINSTRIPE  
 FRANKLIN AM. MORTGAGE MUSIC CITY  
 BRIDGEPOINT EDUCATION HOLIDAY  
**MILITARY**  
 TEXAS  
 VALERO ALAMO  
 CHAMPS SPORTS  
 INSIGHT  
 ADVOCARE 1000 INDEPENDENCE  
 LITTLE CAESARS PIZZA  
**SHERATON HAWAII**  
 SDCCU POINSETTIA  
 MAACO LAS VEGAS  
**BEEF 'O' BRADY'S**  
 R+L CARRIERS NEW ORLEANS  
 UDROVE HUMANITARIAN  
**NEW MEXICO**

## DATE

Jan. 10  
 Jan. 9  
 Jan. 8  
 Jan. 7  
 Jan. 6  
 Jan. 4  
 Jan. 3  
 Jan. 1  
 Jan. 1  
 Jan. 1  
 Jan. 1  
 Jan. 1  
 Jan. 1  
 Dec. 31  
 Dec. 31  
**Dec. 31**  
 Dec. 31  
**Dec. 30**  
 Dec. 30  
 Dec. 30  
 Dec. 30  
**Dec. 29**  
 Dec. 29  
 Dec. 29  
 Dec. 28  
 Dec. 28  
 Dec. 27  
 Dec. 26  
**Dec. 24**  
 Dec. 23  
 Dec. 22  
**Dec. 21**  
 Dec. 18  
 Dec. 18  
**Dec. 18**

## LOCATION

Glendale, Ariz.  
 San Francisco, Calif.  
 Birmingham, Ala.  
 Arlington, Texas  
 Mobile, Ala.  
 New Orleans, La.  
 Miami, Fla.  
 Glendale, Ariz.  
 Pasadena, Calif.  
 Jacksonville, Fla.  
 Tampa, Fla.  
 Orlando, Fla.  
 Dallas, Texas  
 Atlanta, Ga.  
 El Paso, Texas  
**Memphis, Tenn.**  
 Charlotte, N.C.  
**Dallas, Texas**  
 New York, N.Y.  
 Nashville, Tenn.  
 San Diego, Calif.  
**Washington, D.C.**  
 Houston, Texas  
 San Antonio, Texas  
 Orlando, Fla.  
 Tempe, Ariz.  
 Shreveport, La.  
 Detroit, Mich.  
**Honolulu, Hawaii**  
 San Diego, Calif.  
 Las Vegas, Nev.  
**St. Petersburg, Fla.**  
 New Orleans, La.  
 Boise, Idaho  
**Albuquerque, N.M.**

## SCORE

Auburn 22, Oregon 19  
 Nevada 20, Boston College 13  
 Pittsburgh 27, Kentucky 10  
 LSU 41, Texas A&M 24  
 Miami (Ohio) 35, Middle Tennessee 21  
 Ohio State 31, Arkansas 26  
 Stanford 40, Virginia Tech 12  
 Oklahoma 48, Connecticut 20  
 TCU 21, Wisconsin 19  
 Mississippi State 52, Michigan 14  
 Florida 37, Penn State 24  
 Alabama 49, Michigan State 7  
 Texas Tech 45, Northwestern 38  
 Florida State 26, South Carolina 17  
 Notre Dame 33, Miami (Fla.) 17  
**UCF 10, Georgia 6**  
 South Florida 31, Clemson 26  
**Army 16, SMU 14**  
 Syracuse 36, Kansas State 34  
 North Carolina 30, Tennessee 27 (ot)  
 Washington 19, Nebraska 7  
**Maryland 51, East Carolina 20**  
 Illinois 38, Baylor 14  
 Oklahoma State 36, Arizona 10  
 NC State 23, West Virginia 7  
 Iowa 27, Missouri 24  
 Air Force 14, Georgia Tech 7  
 Florida International 34, Toledo 32  
**Tulsa 62, Hawai'i 35**  
 San Diego State 35, Navy 14  
 Boise State 26, Utah 3  
**Louisville 31, Southern Miss 28**  
 Troy 48, Ohio 21  
 Northern Illinois 40, Fresno State 17  
**BYU 52, UTEP 24**

# 2010-2011 NCAA STATISTICAL LEADERS

## SCORING OFFENSE

|                             |           |
|-----------------------------|-----------|
| 4. Danny Hrapppman, USM     | 10.23 ppg |
| T26. Kevin Fitzpatrick, TLS | 8.54 ppg  |
| T39. Matt Hogan, HOU        | 8.00 ppg  |
| T39. Michael Barbour, ECU   | 8.00 ppg  |
| 6. TULSA                    | 41.38 ppg |
| 13. HOUSTON                 | 37.67 ppg |
| 15. SOUTHERN MISS           | 36.85 ppg |
| 16. EAST CAROLINA           | 36.77 ppg |
| 31. UCF                     | 32.07 ppg |

## POINTS RESPONSIBLE FOR

|                         |           |
|-------------------------|-----------|
| 2. Dominique Davis, ECU | 21.38 ppg |
| 5. G.J. Kinne, TLS      | 17.85 ppg |
| 15. Bryan Ellis, UAB    | 15.82 ppg |
| T19. Kyle Padron, SMU   | 15.00 ppg |
| T3. Austin Davis, USM   | 14.62 ppg |

## RUSHING OFFENSE

|                         |            |
|-------------------------|------------|
| 14. Zach Line, SMU      | 106.71 ypg |
| 44. Orleans Darkwa, TLN | 84.09 ypg  |
| 15. TULSA               | 216.92 ypg |
| 20. SOUTHERN MISS       | 200.85 ypg |
| 26. UCF                 | 187.57 ypg |

## PASSING EFFICIENCY

|                          |        |
|--------------------------|--------|
| 15. Jeff Godfrey, UCF    | 154.31 |
| 28. G.J. Kinne, TLS      | 144.33 |
| 40. Kyle Padron, SMU     | 137.37 |
| 47. Austin Davis, USM    | 134.08 |
| 48. Dominique Davis, ECU | 134.04 |

## PASSING OFFENSE

|                         |            |
|-------------------------|------------|
| 4. Dominique Davis, ECU | 305.15 ypg |
| 11. G.J. Kinne, TLS     | 280.77 ypg |
| 16. Kyle Padron, SMU    | 273.43 ypg |
| 18. Bryan Ellis, UAB    | 267.27 ypg |
| 28. Austin Davis, USM   | 238.69 ypg |
| 49. Ryan Griffin, TLN   | 215.55 ypg |
| 5. HOUSTON              | 327.25 ypg |
| 8. EAST CAROLINA        | 318.69 ypg |
| 13. TULSA               | 288.69 ypg |
| 21. SMU                 | 275.79 ypg |
| 24. UAB                 | 267.00 ypg |
| 35. SOUTHERN MISS       | 252.54 ypg |
| 38. TULANE              | 245.75 ypg |

## TOTAL OFFENSE

|                         |            |
|-------------------------|------------|
| 4. G.J. Kinne, TLS      | 323.92 ypg |
| 7. Dominique Davis, ECU | 316.00 ypg |
| 17. Kyle Padron, SMU    | 290.86 ypg |
| 23. Austin Davis, USM   | 273.46 ypg |
| 26. Bryan Ellis, UAB    | 269.91 ypg |
| 5. TULSA                | 505.62 ypg |
| 11. HOUSTON             | 480.50 ypg |
| 18. SOUTHERN MISS       | 453.38 ypg |
| 25. EAST CAROLINA       | 437.62 ypg |
| 30. UAB                 | 422.83 ypg |
| 33. SMU                 | 414.57 ypg |

## ALL-PURPOSE RUNNERS

|                          |            |
|--------------------------|------------|
| 1. Damaris Johnson, TLS  | 202.15 ypg |
| 3. Pat Shed, UAB         | 177.08 ypg |
| 4. Dwayne Harris, ECU    | 176.00 ypg |
| 23. Tyrone Carrier, HOU  | 142.00 ypg |
| 38. Jon Williams, ECU    | 125.92 ypg |
| 29. Marlon McClure, UTEP | 124.08 ypg |
| 49. Zach Line, SMU       | 118.36 ypg |

## RECEPTIONS PER GAME

|                          |          |
|--------------------------|----------|
| 6. Dwayne Harris, ECU    | 7.77 rpg |
| 12. Lance Lewis, ECU     | 6.85 rpg |
| 23. Cole Beasley, SMU    | 6.21 rpg |
| T25. Darius Johnson, SMU | 6.00 rpg |
| 29. Patrick Edwards, HOU | 5.92 rpg |
| 33. Casey Robottom, TLN  | 5.60 rpg |
| 47. James Cleveland, HOU | 5.18 rpg |

## RECEIVING YARDS PER GAME

|                           |           |
|---------------------------|-----------|
| 12. Aldrick Robinson, SMU | 92.93 ypg |
| 15. Patrick Edwards, HOU  | 91.67 ypg |
| 18. Dwayne Harris, ECU    | 86.38 ypg |
| 20. Lance Lewis, ECU      | 85.85 ypg |
| 26. Kris Adams, UTEP      | 82.31 ypg |
| 35. Cole Beasley, SMU     | 75.71 ypg |
| 43. James Cleveland, HOU  | 72.73 ypg |

## TOTAL RECEIVING YARDS

|                          |           |
|--------------------------|-----------|
| 8. Aldrick Robinson, SMU | 1,301 yds |
| 15. Dwayne Harris, ECU   | 1,123 yds |
| 16. Lance Lewis, ECU     | 1,116 yds |
| 20. Patrick Edwards, HOU | 1,100 yds |
| 22. Kris Adams, UTEP     | 1,070 yds |
| 25. Cole Beasley, SMU    | 1,060 yds |
| 50. Damaris Johnson, TLS | 872 yds   |

## TOTAL DEFENSE

|                   |            |
|-------------------|------------|
| 15. UCF           | 315.36 ypg |
| 40. SMU           | 352.86 ypg |
| 47. Southern Miss | 356.38 ypg |

## SCORING DEFENSE

|        |           |
|--------|-----------|
| 8. UCF | 17.14 ppg |
|--------|-----------|

## RUSHING DEFENSE

|                   |            |
|-------------------|------------|
| 8. UCF            | 108.36 ypg |
| 13. SOUTHERN MISS | 113.00 ypg |
| 34. TULSA         | 131.85 ypg |

## PASS DEFENSE

|            |            |
|------------|------------|
| 28. TULANE | 194.58 ypg |
| 41. UCF    | 207.00 ypg |
| 43. SMU    | 208.07 ypg |

## INTERCEPTIONS (Top 40)

|                          |            |
|--------------------------|------------|
| T5. Dexter McCoil, TLS   | (6).50 ipg |
| T10. Marco Nelson, TLS   | (6).46 ipg |
| T22. Reggie Weams, UCF   | (5).38 ipg |
| T40. Travaun Nixon, UTEP | (4).33 ipg |

## PUNTING AVERAGE

|                        |           |
|------------------------|-----------|
| 3. Kyle Martens, RICE  | 45.98 ypp |
| 11. Ian Campbell, UTEP | 45.10 ypp |
| 30. Michael Such, TLS  | 43.06 ypp |
| 34. Tom Hornsey, MEM   | 42.70 ypp |
| 44. Trey Ragland, UAB  | 41.98 ypp |

## PUNT RETURNS (Top 30)

|                          |           |
|--------------------------|-----------|
| 9. Josh Robinson, UCF    | 15.20 ypr |
| 17. Damaris Johnson, TLS | 12.70 ypr |
| 21. Dwayne Harris, ECU   | 11.68 ypr |
| 9. HOUSTON               | 14.25 ypr |
| 12. UCF                  | 13.13 ypr |
| 15. UTEP                 | 12.84 ypr |
| 21. TULSA                | 12.33 ypr |
| 26. RICE                 | 11.56 ypr |
| 30. EAST CAROLINA        | 10.81 ypr |

## FIELD GOALS PER GAME

|                             |           |
|-----------------------------|-----------|
| 3. Danny Hrapppman, USM     | 2.00 fgpg |
| T42. Michael Barbour, ECU   | 1.23 fgpg |
| T42. Kevin Fitzpatrick, TLS | 1.23 fgpg |

## KICKOFF RETURNS (Top 30)

|                          |           |
|--------------------------|-----------|
| 2. Quincy McDuffie, UCF  | 32.19 ypr |
| 4. Marlon McClure, UTEP  | 31.00 ypr |
| 10. Charles Ross, RICE   | 29.06 ypr |
| 25. Damaris Johnson, TLS | 26.59 ypr |
| 1. UCF                   | 27.78 ypr |
| 9. UTEP                  | 25.63 ypr |
| 29. SOUTHERN MISS        | 23.23 ypr |

## FUMBLES RECOVERED

|                    |    |
|--------------------|----|
| T21. TULANE        | 13 |
| T28. TULSA         | 12 |
| T34. EAST CAROLINA | 11 |
| T48. SOUTHERN MISS | 10 |

## TURNOVERS GAINED

|                    |    |
|--------------------|----|
| 3. TULSA           | 36 |
| T30. SOUTHERN MISS | 26 |
| T49. TULANE        | 23 |
| T49. UCF           | 23 |

## TACKLES PER GAME

|                            |           |
|----------------------------|-----------|
| 3. Jamon Hughes, MEM       | 12.25 tpg |
| 4. Mario Harvey, MAR       | 11.92 tpg |
| 16. Taylor Reed, SMU       | 10.36 tpg |
| 17. Trent Mackey, TLN      | 10.33 tpg |
| 28. Marvin Burdette, UAB   | 9.50 tpg  |
| 34. Marcus McGraw, HOU     | 9.17 tpg  |
| 35. Dustin Lineback, ECU   | 9.15 tpg  |
| T40. Cornelius Arnick, TLS | 8.92 tpg  |
| 46. Pete Fleps, SMU        | 8.79 tpg  |

## SACKS (Top 40)

|                          |               |
|--------------------------|---------------|
| 5. Vinny Curry, MAR      | (12)1.00 spg  |
| T26. Mario Harvey, MAR   | (8.5)0.71 spg |
| T34. Darius Nall, UCF    | (8.5)0.65 spg |
| T34. Shawn Jackson, TLS  | (8.5)0.65 spg |
| T37. Ja'Gared Davis, SMU | (9)0.64 spg   |
| T40. Sammy Brown, HOU    | (7.5)0.63 spg |
| T40. Justin Adams, TLN   | (7.5)0.63 spg |

## TACKLES FOR LOSS (Top 40)

|                           |                |
|---------------------------|----------------|
| T4. Sammy Brown, HOU      | (20)1.67 tpg   |
| 13. Vinny Curry, MAR      | (18)1.50 tpg   |
| 14. Mario Harvey, MAR     | (17.5)1.46 tpg |
| 17. Frank Trotter, MEM    | (16.5)1.38 tpg |
| T20. Elliot Hentigan, UAB | (15.5)1.29 tpg |
| T39. Shawn Jackson, TLS   | (15.5)1.19 tpg |

## PASSES DEFENDED (Top 30)

|                          |              |
|--------------------------|--------------|
| T8. Phillip Davis, TLN   | (15)1.25 ppg |
| T12. Deron Wilson, USM   | (15)1.15 ppg |
| T12. Josh Robinson, UCF  | (15)1.15 ppg |
| 17. Charles Davis, TLS   | (13)1.08 ppg |
| T26. Travaun Nixon, UTEP | (12)1.00 ppg |
| T26. Rashad Jackson, MAR | (10)1.00 ppg |

## FEWEST PENALTIES PER GAME (Top 30)

|              |              |
|--------------|--------------|
| 6. TULSA     | (57)4.38 ppg |
| 23. UCF      | (71)5.07 ppg |
| T25. TULANE  | (61)5.08 ppg |
| T25. HOUSTON | (61)5.08 ppg |
| 29. RICE     | (62)5.17 ppg |

## THIRD-DOWN EFFICIENCY (Top 30)

|                   |                   |
|-------------------|-------------------|
| 6. UCF            | (90-of-177)50.85  |
| 12. SOUTHERN MISS | (105-of-215)48.84 |
| 13. HOUSTON       | (79-of-163)48.47  |
| 16. TULSA         | (87-of-181)48.07  |
| 17. UTEP          | (84-of-178)47.19  |
| 26. RICE          | (84-of-184)45.65  |

# C-USA INDIVIDUAL RECORDS

## TOTAL OFFENSE

### PLAYS

| GAME | Player        | Team     | Opponent         | Date     | Plays              |
|------|---------------|----------|------------------|----------|--------------------|
| 83   | Chase Clement | Rice     | vs. Tulsa        | 11-24-07 | (66 pass, 17 rush) |
| 82   | Case Keenum   | Houston  | at East Carolina | 12-5-09  | (75 pass, 7 rush)  |
| 79   | Case Keenum   | Houston  | at UTEP          | 10-3-09  | (76 pass, 3 rush)  |
| 75   | Bernie Morris | Marshall | vs. SMU          | 10-1-05  | (60 pass, 15 rush) |
| 72   | Chase Clement | Rice     | vs. UTEP         | 10-27-07 | (58 pass, 14 rush) |

### SEASON

|     |                 |               |      |                      |
|-----|-----------------|---------------|------|----------------------|
| 760 | Case Keenum     | Houston       | 2009 | (700 pass, 60 rush)  |
| 688 | Dominique Davis | East Carolina | 2010 | (609 pass, 79 rush)  |
| 665 | Case Keenum     | Houston       | 2008 | (589 pass, 76 rush)  |
| 652 | Chase Clement   | Rice          | 2007 | (508 pass, 144 rush) |
| 649 | Paul Smith      | Tulsa         | 2007 | (544 pass, 105 rush) |

### YARDS GAINED

| GAME | Player        | Team       | Opponent          | Date     | Yards                |
|------|---------------|------------|-------------------|----------|----------------------|
| 601  | Chase Clement | Rice       | vs. Tulsa         | 11-24-07 | (541 pass, 60 rush)  |
| 578  | Kevin Kolb    | Houston    | vs. TCU           | 10-25-03 | (434 pass, 144 rush) |
| 578  | Chris Redman  | Louisville | at East Carolina  | 11-14-98 | (592 pass, -14 rush) |
| 569  | Case Keenum   | Houston    | vs. Southern Miss | 10-31-09 | (559 pass, 10 rush)  |
| 545  | Case Keenum   | Houston    | at Tulsa          | 11-7-09  | (524 pass, 21 rush)  |

### SEASON

|       |               |         |      |                        |
|-------|---------------|---------|------|------------------------|
| 5,829 | Case Keenum   | Houston | 2009 | (5,671 pass, 158 rush) |
| 5,241 | Case Keenum   | Houston | 2008 | (5,020 pass, 221 rush) |
| 5,184 | Paul Smith    | Tulsa   | 2007 | (5,065 pass, 119 rush) |
| 4,812 | Chase Clement | Rice    | 2008 | (4,119 pass, 693 rush) |
| 4,245 | David Johnson | Tulsa   | 2008 | (4,059 pass, 186 rush) |

### YARDS PER GAME

| SEASON | Player        | Team       | Opponent | Date                             | Yards |
|--------|---------------|------------|----------|----------------------------------|-------|
| 416.4  | Case Keenum   | Houston    | 2009     | (5,671 pass, 158 rush, 14 games) |       |
| 403.2  | Case Keenum   | Houston    | 2008     | (5,020 pass, 221 rush, 13 games) |       |
| 400.9  | Chris Redman  | Louisville | 1998     | (4,042 pass, -33 rush, 10 games) |       |
| 370.3  | Paul Smith    | Tulsa      | 2007     | (5,065 pass, 119 rush, 14 games) |       |
| 370.2  | Chase Clement | Rice       | 2008     | (4,119 pass, 693 rush, 13 games) |       |

### YARDS PER PLAY

| GAME  | Player         | Team          | Opponent                | Date     | Yards       |
|-------|----------------|---------------|-------------------------|----------|-------------|
| 17.67 | Blake Joseph   | Houston       | vs. Rice                | 10-13-07 | (318 on 18) |
| 16.10 | G.J. Kinne     | Tulsa         | vs. Sam Houston State   | 9-26-09  | (322 on 20) |
| 16.00 | Lester Ricard  | Tulane        | vs. Navy                | 11-13-04 | (336 on 21) |
| 14.50 | Chuck Clements | Houston       | vs. Memphis             | 10-12-96 | (319 on 22) |
| 13.87 | Jeff Kelly     | Southern Miss | vs. Louisiana-Lafayette | 11-13-99 | (208 on 15) |

### SEASON (min. 165 plays)

|      |               |            |      |                 |
|------|---------------|------------|------|-----------------|
| 8.92 | Stefan LeFors | Louisville | 2004 | (328 for 2,929) |
| 8.62 | David Johnson | Tulsa      | 2008 | (492 for 4,245) |

|      |               |            |      |                 |
|------|---------------|------------|------|-----------------|
| 8.29 | Stefan LeFors | Louisville | 2003 | (428 for 3,550) |
| 8.08 | Shaun King    | Tulane     | 1998 | (469 for 3,789) |
| 7.98 | Paul Smith    | Tulsa      | 2007 | (649 for 5,184) |

## TOUCHDOWN RESPONSIBILITY

| GAME                  | Player        | Team    | Opponent          | Date     | Touchdowns       |
|-----------------------|---------------|---------|-------------------|----------|------------------|
| 8                     | Chase Clement | Rice    | vs. UTEP          | 11-3-07  | (6 pass, 2 rush) |
| 7                     | David Johnson | Tulsa   | at North Texas    | 9-6-08   | (6 pass, 1 rush) |
| 7                     | Chase Clement | Rice    | vs. North Texas   | 9-27-08  | (5 pass, 2 rush) |
| 7                     | Case Keenum   | Houston | vs. Tulsa         | 11-15-08 | (6 pass, 1 rush) |
| 6                     | 42 tied with  |         |                   |          |                  |
| <i>Most Recently:</i> |               |         |                   |          |                  |
| 6                     | G.J. Kinne    | Tulsa   | vs. Southern Miss | 11-26-10 | (5 pass, 1 rush) |

### SEASON

|    |               |         |      |                    |
|----|---------------|---------|------|--------------------|
| 60 | Paul Smith    | Tulsa   | 2007 | (47 pass, 13 rush) |
| 56 | Chase Clement | Rice    | 2008 | (44 pass, 12 rush) |
| 51 | Case Keenum   | Houston | 2008 | (44 pass, 7 rush)  |
| 49 | David Johnson | Tulsa   | 2008 | (46 pass, 3 rush)  |
| 48 | Case Keenum   | Houston | 2009 | (44 pass, 4 rush)  |

## RUSHING

### MOST ATTEMPTS

| GAME | Player       | Team          | Opponent         | Date     | Attempts    |
|------|--------------|---------------|------------------|----------|-------------|
| 46   | Kevin Smith  | UCF           | vs. UTEP         | 11-24-07 | (219 yards) |
| 44   | Matt Forte'  | Tulane        | vs. Memphis      | 10-27-07 | (278 yards) |
| 43   | Kevin Smith  | UCF           | at Southern Miss | 10-28-07 | (175 yards) |
| 42   | Brynn Harvey | UCF           | vs. Memphis      | 10-3-09  | (219 yards) |
| 42   | Derrick Nix  | Southern Miss | at East Carolina | 10-9-99  | (171 yards) |

### SEASON

|      |                   |            |      |               |
|------|-------------------|------------|------|---------------|
| *450 | Kevin Smith       | UCF        | 2007 | (2,567 yards) |
| 361  | Matt Forte'       | Tulane     | 2007 | (2,127 yards) |
| 316  | Joffrey Reynolds  | Houston    | 2002 | (1,545 yards) |
| 315  | DeMarco McCleskey | Cincinnati | 2002 | (1,361 yards) |
| 313  | DeAngelo Williams | Memphis    | 2004 | (1,948 yards) |

\*NCAA Record

### RUSHES PER GAME

| SEASON | Player            | Team    | Opponent | Date              | Rushes |
|--------|-------------------|---------|----------|-------------------|--------|
| 32.1   | Kevin Smith       | UCF     | 2007     | (450 in 14 games) |        |
| 30.1   | Matt Forte'       | Tulane  | 2007     | (361 in 12 games) |        |
| 28.2   | DeAngelo Williams | Memphis | 2005     | (310 in 11 games) |        |
| 26.3   | Joffrey Reynolds  | Houston | 2002     | (316 in 12 games) |        |
| 26.1   | DeAngelo Williams | Memphis | 2004     | (313 in 12 games) |        |

### YARDS GAINED

| GAME | Player           | Team          | Opponent             | Date     | Yards         |
|------|------------------|---------------|----------------------|----------|---------------|
| 342  | Matt Forte'      | Tulane        | at SMU               | 10-20-07 | (38 attempts) |
| 323  | Tarrison Adams   | Tulsa         | vs. Tulane           | 11-22-08 | (33 attempts) |
| 320  | Kevin Smith      | UCF           | at UAB               | 11-10-07 | (41 attempts) |
| 303  | Matt Forte'      | Tulane        | vs. Southeastern La. | 9-22-07  | (40 attempts) |
| 301  | Chris Johnson    | East Carolina | at Memphis           | 11-3-07  | (20 attempts) |
| 300  | Joffrey Reynolds | Houston       | vs. East Carolina    | 11-9-02  | (41 attempts) |

|     |               |            |                  |          |               |
|-----|---------------|------------|------------------|----------|---------------|
| 287 | Lonta Hobbs   | TCU        | vs. Memphis      | 11-30-02 | (33 attempts) |
| 284 | Kevin Smith   | UCF        | vs. Tulsa        | 12-1-07  | (39 attempts) |
| 282 | Anthony Evans | Houston    | vs. Army         | 9-18-04  | (34 attempts) |
| 282 | Daryl Royal   | Cincinnati | vs. Miami (Ohio) | 9-28-96  | (36 attempts) |

### SEASON

|       |                   |               |      |               |
|-------|-------------------|---------------|------|---------------|
| 2,567 | Kevin Smith       | UCF           | 2007 | (450 carries) |
| 2,127 | Matt Forte'       | Tulane        | 2007 | (361 carries) |
| 1,964 | DeAngelo Williams | Memphis       | 2005 | (310 carries) |
| 1,948 | DeAngelo Williams | Memphis       | 2004 | (313 carries) |
| 1,594 | Donald Buckram    | UTEP          | 2009 | (259 carries) |
| 1,545 | Joffrey Reynolds  | Houston       | 2002 | (316 carries) |
| 1,523 | Tarrison Adams    | Tulsa         | 2008 | (247 carries) |
| 1,523 | Ahmad Bradshaw    | Marshall      | 2006 | (249 carries) |
| 1,494 | Zach Line         | SMU           | 2010 | (244 carries) |
| 1,432 | Leonard Henry     | East Carolina | 2001 | (184 carries) |

### YARDS PER GAME

| SEASON | Player            | Team    | Opponent | Date                | Yards |
|--------|-------------------|---------|----------|---------------------|-------|
| 183.4  | Kevin Smith       | UCF     | 2007     | (2,567 in 14 games) |       |
| 178.5  | DeAngelo Williams | Memphis | 2005     | (1,964 in 11 games) |       |
| 177.2  | Matt Forte'       | Tulane  | 2007     | (2,127 in 12 games) |       |
| 162.3  | DeAngelo Williams | Memphis | 2004     | (1,948 in 12 games) |       |
| 132.8  | Donald Buckram    | UTEP    | 2009     | (1,594 in 12 games) |       |

### YARDS PER RUSH

| GAME  | Player          | Team          | Opponent           | Date     | Yards       |
|-------|-----------------|---------------|--------------------|----------|-------------|
| 17.30 | Anthony Alridge | Houston       | at SMU             | 11-11-06 | (225 on 13) |
| 17.00 | Richard Hall    | Cincinnati    | vs. Miami (Ohio)   | 9-11-04  | (238 on 14) |
| 15.80 | Eric Shelton    | Louisville    | vs. East Carolina  | 10-2-04  | (158 on 10) |
| 15.05 | Chris Johnson   | East Carolina | at Memphis         | 11-3-07  | (301 on 20) |
| 14.27 | Anthony Alridge | Houston       | vs. Texas Southern | 11-24-07 | (157 on 11) |

### SEASON (min. 100 rushes)

|      |                   |               |      |                |
|------|-------------------|---------------|------|----------------|
| 7.78 | Leonard Henry     | East Carolina | 2001 | (1,432 on 184) |
| 6.64 | DeAngelo Williams | Memphis       | 2002 | (684 on 103)   |
| 6.50 | Kendrick Hardy    | Southern Miss | 2010 | (903 on 139)   |
| 6.46 | Andre Hall        | USF           | 2004 | (1,357 on 210) |
| 6.44 | Quinton Smith     | Rice          | 2005 | (902 on 140)   |

### RUSHING TOUCHDOWNS

| GAME                  | Player         | Team          | Opponent             | Date       | Touchdowns |
|-----------------------|----------------|---------------|----------------------|------------|------------|
| 5                     | Austin Davis   | Southern Miss | vs. UAB              | (11-1-08)  |            |
| 5                     | Matt Forte'    | Tulane        | vs. Southeastern La. | (9-22-07)  |            |
| 5                     | Matt Forte'    | Tulane        | at Rice              | (11-17-07) |            |
| 5                     | Ahmad Bradshaw | Marshall      | vs. UTEP             | (11-18-06) |            |
| 5                     | Eric Shelton   | Louisville    | vs. East Carolina    | (10-2-04)  |            |
| 5                     | Carlton Jones  | Army          | at USF               | (10-16-04) |            |
| 5                     | Leroy Collins  | Louisville    | vs. Western Kentucky | (10-31-98) |            |
| 5                     | Antowain Smith | Houston       | vs. Southern Miss    | (11-9-96)  |            |
| 4                     | 29 tied with   |               |                      |            |            |
| <i>Most Recently:</i> |                |               |                      |            |            |
|                       | Austin Davis   | Southern Miss | vs. Houston          | (11-20-10) |            |

**SEASON**

- 29 Kevin Smith, UCF, 2007
- 23 Matt Forte', Tulane, 2007
- 22 DeAngelo Williams, Memphis, 2004
- 20 Eric Shelton, Louisville, 2004
- 19 Ahmad Bradshaw, Marshall, 2006
- 19 Leroy Collins, Louisville, 1998
- 18 Donald Buckram, UTEP, 2009
- 18 DeAngelo Williams, Memphis, 2005
- 17 Chris Johnson, East Carolina, 2007

**LONGEST RUSHING PLAYS**

- 96t Antowain Smith, Houston at Pittsburgh (9-14-96)
- 95t Michael Wallace, Army vs. Tulane (10-21-00)
- 92t Leonard Henry, East Carolina at Tulane (9-8-01)
- 88t Jeremy Eddington, Rice vs. East Carolina (11-20-10)
- 88t Lionel Gates, Louisville vs. Miami (Ohio) (12-18-03)
- 87t Kevin Smith, UCF vs. Marshall (11-3-07)
- 87t Anthony Alridge, Houston vs. Tulane (9-9-06)

**RUSHING YARDS BY A QUARTERBACK****GAME**

- 214 David Isabelle, UAB vs. Florida Atlantic, 9-20-10 (22 attempts)
- 194 Joe Webb, UAB vs. Rice, 9-5-09 (20 attempts)
- 177 Thomas Cox, UAB vs. Tulane, 10-20-01 (26 attempts)
- 163 Joe Webb, UAB at UTEP, 10-31-09 (20 attempts)
- 144 Kevin Kolb, Houston vs. TCU, 10-25-03 (14 attempts)

**SEASON**

- 1,427 Joe Webb, UAB, 2009
- 1,021 Joe Webb, UAB, 2008
- 699 Justin Willis, SMU, 2007
- 693 Chase Clement, Rice, 2008
- 606 Chad Plummer, Cincinnati, 1997

**ALL-PURPOSE YARDS****GAME**

- 427 Donnie Avery, Houston, 10-13-07 (346 rec., 81 KR)
- 408 Chris Johnson, East Carolina vs. Boise State, 12-23-07 (223 rush, 32 rec., 153 KR)
- 408 Chris Johnson, East Carolina at Memphis, 11-3-07 (301 rush, 12 rec., 95 KR)
- 372 Chris Johnson, East Carolina vs. UCF, 10-6-07 (89 rush, 89 rec., 194 KR)
- 347 Cory Rodgers, TCU at Louisville, 11-10-04 (191 KR, 38 PR, 4 rush, 114 rec.)

**SEASON**

- 2,960 Chris Johnson, East Carolina, 2007 (1,423 rush, 528 rec., 0 PR, 1,009 KR)
- 2,809 Kevin Smith, UCF, 2007 (2,567 rush, 242 rec., 0 PR, 0 KR)
- 2,628 Damaris Johnson, Tulsa, 2010 (560 rush, 872 rec., 292 PR, 113 KR)
- 2,623 Damaris Johnson, Tulsa, 2009 (175 rush, 1,131 rec., 256 PR, 113 KR)
- 2,475 Damaris Johnson, Tulsa, 2008 (327 rush, 743 rec., 23 PR, 1,382 KR)
- 2,420 Matt Forte', Tulane, 2007 (2,127 rush, 282 rec., 0 PR, 11 KR)
- 2,259 Mewelde Moore, Tulane, 2001 (1,421 rush, 756 rec., 0 PR, 82 KR)
- 2,258 Anthony Alridge, Houston, 2007 (1,597 rush, 428 rec., 0 PR, 233 KR)
- 2,230 DeAngelo Williams, Memphis, 2004 (1,948 rush, 210 rec., 0 PR, 72 KR)
- 2,213 Tyron Carrier, Houston, 2009 (125 rush, 1,029 rush, 73 PR, 986 KR)

**PASSING****ATTEMPTS****GAME**

- 76 Case Keenum, Houston at UTEP, 10-3-09 (51 comp., 536 yards)
- 75 Case Keenum, Houston at East Carolina, 12-5-09 (56 comp., 527 yards)
- 66 Chase Clement, Rice vs. Tulsa, 11-24-07 (40 comp., 541 yards)
- 65 Dominique Davis, East Carolina vs. Navy, 11-6-10 (43 comp., 413 yards)
- 64 Ryan Griffin, Tulane at Marshall, 11-27-10 (36 comp., 370 yards)

**SEASON**

- 700 Case Keenum, Houston, 2009 (492 comp., 5,671 yards)
- 609 Dominique Davis, East Carolina, 2010 (393 comp., 3,967 yards)
- 544 Paul Smith, Tulsa, 2007 (327 comp., 5,065 yards)
- 513 Patrick Ramsey, Tulane, 1999 (310 comp., 3,410 yards)
- 508 Kyle Padron, SMU, 2010 (302 comp., 3,828 yards)
- 508 Chase Clement, Rice, 2007 (300 comp., 3,377 yards)

**COMPLETIONS****CONSECUTIVE**

- \*25 Case Keenum, Houston, 11-22-08 vs. UTEP & 11-29-08 vs. Rice

\*NCAA Record

**GAME**

- 56 Case Keenum, Houston at East Carolina, 12-5-09 (75 att., 527 yards)
- 51 Case Keenum, Houston at UTEP, 10-3-09 (76 att., 536 yards)
- 44 Case Keenum, Houston vs. Southern Miss, 10-31-09 (54 att., 559 yards)
- 44 Chris Redman, Louisville at East Carolina, 11-14-98 (56 att., 592 yards)
- 43 Dominique Davis, East Carolina vs. Navy, 11-6-10 (65 att., 413 yards)

**SEASON**

- 492 Case Keenum, Houston, 2009 (700 att., 5,671 yards)
- 397 Case Keenum, Houston, 2008 (589 att., 5,020 yards)
- 393 Dominique Davis, East Carolina, 2010 (393 att., 3,967 yards)
- 327 Paul Smith, Tulsa, 2007 (544 att., 5,184 yards)
- 326 Chase Clement, Rice, 2008 (490 att., 4,119 yards)
- 317 Chris Redman, Louisville, 1999 (489 att., 3,647 yards)

**COMPLETION PERCENTAGE****GAME** (min. 10 comp.)

- 94.7 Justin Willis, SMU vs. Sam Houston State, 9-16-06 (18-of-19, 248 yards)
- 94.7 Lester Ricard, Tulane vs. Navy, 11-6-04 (18-of-19, 323 yards)
- 91.7 Michael Greco, UCF vs. Memphis, 9-22-07 (11-of-12, 151 yards)
- 87.5 Lee Roberts, Southern Miss at East Carolina, 10-10-96 (14-of-16, 229 yards)
- 87.0 David Piland, Houston at Memphis, 10-30-10 (20-of-23, 292 yards)
- 87.0 Justin Willis, SMU vs. Marshall, 10-14-06 (20-of-23, 208 yards)

**SEASON** (min. 80 comp.)

- 73.5 Stefan LeFors, Louisville, 2004 (189 of 257)
- 70.3 Case Keenum, Houston, 2009 (492 of 700)
- 68.5 Case Keenum, Houston, 2007 (187 of 273)
- 68.0 Shaun King, Tulane, 1998 (223 of 328)
- 67.6 Kevin Kolb, Houston, 2006 (292 of 432)

**PASSING YARDS****GAME**

- 592 Chris Redman, Louisville at East Carolina, 11-14-98 (44 of 56)
- 559 Case Keenum, Houston vs. Southern Miss, 10-31-09 (44 of 54)
- 541 Chase Clement, Rice vs. Tulsa, 11-24-07 (40 of 66)
- 536 Case Keenum, Houston at UTEP, 10-3-09 (51 of 76)
- 527 Case Keenum, Houston at East Carolina, 12-5-09 (56 of 75)
- 524 Case Keenum, Houston at Tulsa, 11-7-09 (40 of 60)
- 517 Trevor Vittatoe, UTEP vs. Marshall, 11-28-09 (28 of 40)
- 506 Chris Redman, Louisville vs. Memphis, 10-24-98 (32 of 49)
- 494 Case Keenum, Houston at Rice, 11-29-08 (30 of 54)
- 480 Case Keenum, Houston vs. UTEP, 11-22-08 (41 of 51)

**SEASON**

- 5,671 Case Keenum, Houston, 2009 (492 of 700)
- 5,065 Paul Smith, Tulsa, 2007 (327 of 544)
- 5,020 Case Keenum, Houston, 2008 (397 of 589)
- 4,119 Chase Clement, Rice, 2008 (326 of 490)
- 4,059 David Johnson, Tulsa, 2008 (258 of 400)
- 4,042 Chris Redman, Louisville, 1998 (309 of 473)

**TOUCHDOWN PASSES****GAME**

- 6 Case Keenum, Houston vs. Tulsa (11-15-08)
- 6 Chase Clement, Rice vs. Southern Miss (10-18-08)
- 6 David Johnson, Tulsa vs. New Mexico (9-20-08)
- 6 David Johnson, Tulsa at North Texas (9-6-08)
- 6 Chase Clement, Rice vs. SMU (8-29-08)
- 6 Chase Clement, Rice vs. UTEP (11-3-07)
- 6 Lester Ricard, Tulane vs. UAB (10-23-04)
- 6 Chris Redman, Louisville at East Carolina (11-14-98)
- 5 41 tied with
- Most Recently:
- 5 Bryan Ellis, UAB at East Carolina (11-11-10)

**SEASON**

- 47 Paul Smith, Tulsa, 2007
- 46 David Johnson, Tulsa, 2008
- 44 Case Keenum, Houston, 2009
- 44 Case Keenum, Houston, 2008
- 44 Chase Clement, Rice, 2008
- 37 Dominique Davis, East Carolina, 2010
- 36 Shaun King, Tulane, 1998
- 33 Trevor Vittatoe, UTEP, 2008
- 33 J.P. Losman, Tulane, 2003
- 31 G.J. Kinne, Tulsa, 2010
- 31 Kyle Padron, SMU, 2010

**LONGEST PASSING PLAYS****GAME**

- 98t Brandon Hassell to Reggie Harrell, TCU at Arizona (9-27-03)
- 97t David Johnson to Brennan Marion, Tulsa vs. UTEP (10-18-08)
- 97t Austin Davis to DeAndre Brown, Southern Miss vs. East Carolina (11-15-08)
- 96t Brian Anderson to Aaron Dobson, Marshall vs. West Virginia (9-10-10)
- 96t Bo Levi Mitchell to Aldrick Robinson, SMU vs. East Carolina (10-10-09)
- 95t Martevious Young to DeAndre Brown, USM vs. Tulsa (11-21-09)
- 95t Darrell Hackney to Roddy White, UAB at Cincinnati (10-11-03)
- 94t Darrell Hackney to Willie Quinnie, UAB vs. East Carolina (11-16-02)
- 94t Shaun King to JaJuan Dawson, Tulane at SMU (9-5-98)
- 93t Zac Dahman to Tielor Robinson, Army vs. Cincinnati (10-9-04)
- 92t Danny Wimprine to Tavarious Davis,



92t Memphis vs. Mississippi (9-6-03)  
 Stephen Galbraith to Damien Dodson,  
 Memphis at Houston (10-3-98)

## INTERCEPTIONS THROWN

### GAME

7 Nick Eddy, Houston vs. USF (11-23-02)  
 6 Case Keenum, Houston vs. Air Force (12-31-09)  
 6 Matt Silva, Army vs. Southern Miss (9-28-02)  
 5 David Piland, Houston vs. Tulsa (11-13-10)  
 5 David Johnson, Tulsa vs. East Carolina (12-6-08)  
 5 Bo Levi Mitchell, SMU at Texas Tech (9-13-08)  
 5 Joel Armstrong, Rice vs. Troy (12-22-06)  
 5 Martin Hankins, Memphis at East Carolina (9-16-06)  
 5 Kevin Kolb, Houston at UTEP (9-16-05)  
 5 Patrick Ramsey, Tulane at Navy (11-13-99)  
 4 39 tied with

### SEASON

24 Patrick Ramsey, Tulane, 1999  
 23 Bo Levi Mitchell, SMU, 2008  
 21 Gino Guidugli, Cincinnati, 2002  
 20 Paul Troth, East Carolina, 2002  
 19 Paul Smith, Tulsa, 2007  
 19 Jordan Palmer, UTEP, 2005  
 19 Zac Dahman, Army, 2003

## LOWEST PERCENTAGE OF INTERCEPTIONS

### SEASON (min. 100 att.)

1.16 Stefan LeFors, Louisville, 2004 (3 on 257)  
 1.30 Martevious Young, Southern Miss, 2009 (3 on 230)  
 1.42 Chase Clement, Rice, 2008 (7 on 490)  
 1.64 Paul Smith, Tulsa, 2005 (6 on 364)  
 1.67 Kevin Kolb, Houston, 2003 (6 on 360)

## TOUCHDOWN TO INTERCEPTION RATIO

### SEASON (min. 100 att.)

7.50 Kevin Kolb, Houston, 2006 (30 TD to 4 INT)  
 6.67 Stefan LeFors, Louisville, 2004 (20 TD to 3 INT)  
 6.29 Chase Clement, Rice, 2008 (44 TD to 7 INT)  
 6.00 Shaun King, Tulane, 1998 (36 TD to 6 INT)  
 5.33 Martevious Young, Southern Miss, 2009 (16 TD to 3 INT)

## RECEIVING

### RECEPTIONS

#### GAME

19 James Cleveland, Houston at East Carolina, 12-5-09 (241 yards)  
 18 Emmanuel Sanders, SMU at Washington State, 9-19-09 (178 yards)  
 17 Damaris Johnson, Tulsa at Southern Miss, 11-21-09 (196 yards)  
 16 JaJuan Dawson, Tulane vs. SMU, 9-11-99 (218 yards)  
 15 Brian Robinson, Houston vs. Army, 9-16-00 (151 yards)  
 15 Arnold Jackson, Louisville at Cincinnati, 11-6-99 (174 yards)  
 15 Ibn Green, Louisville at East Carolina, 11-14-98 (214 yards)

### SEASON

111 James Casey, Rice, 2008 (1,329 yards)  
 104 James Cleveland, Houston, 2009 (1,214 yards)  
 101 Dwayne Harris, East Carolina, 2010 (1,123 yards)  
 101 Arnold Jackson, Louisville, 1999 (1,209 yards)  
 98 Emmanuel Sanders, SMU, 2009 (1,339 yards)  
 94 JaJuan Dawson, Tulane, 1999 (1,036 yards)  
 91 Tyron Carrier, Houston, 2009 (1,029 yards)  
 91 Donnie Avery, Houston, 2007 (1,456 yards)  
 91 Jarett Dillard, Rice, 2006 (1,247 yards)  
 91 Arnold Jackson, Louisville, 1998 (1,175 yards)

## RECEPTIONS PER GAME

### SEASON

9.40 JaJuan Dawson, Tulane, 1999 (94 in 10 games)  
 9.18 Arnold Jackson, Louisville, 1999 (101 in 11 games)  
 8.67 James Cleveland, Houston, 2009 (104 in 12 games)  
 8.54 James Casey, Rice, 2008 (111 in 13 games)  
 8.27 Arnold Jackson, Louisville, 1998 (91 in 11 games)

## YARDS GAINED

### GAME

346 Donnie Avery, Houston vs. Rice, 10-13-07 (13 catches)  
 260 Kendrick Lee, Southern Miss vs. Houston, 11-9-96 (10 catches)  
 253 Roddy White, UAB at Tulane, 10-23-04 (8 catches)  
 244 Brennan Marion, Tulsa at Rice, 11-24-07 (7 catches)  
 241 James Cleveland, Houston at East Carolina, 12-5-09 (19 catches)

### SEASON

1,456 Donnie Avery, Houston, 2007 (91 catches)  
 1,452 Roddy White, UAB, 2004 (71 catches)  
 1,339 Emmanuel Sanders, SMU, 2009 (98 catches)  
 1,329 James Casey, Rice, 2008 (111 catches)  
 1,319 Johnnie Lee Higgins, UTEP, 2006 (82 catches)  
 1,310 Jarett Dillard, Rice, 2008 (87 catches)  
 1,301 Aldrick Robinson, SMU, 2010 (65 catches)  
 1,250 Brandon Middleton, Houston, 2003 (55 catches)  
 1,247 Jarett Dillard, Rice, 2006 (91 catches)  
 1,235 Garrett Mills, Tulsa, 2005 (87 catches)

## YARDS PER GAME

### SEASON

121.0 Roddy White, UAB, 2004 (1,452 in 12 games)  
 112.0 Donnie Avery, Houston, 2007 (1,456 in 14 games)  
 109.9 Johnnie Lee Higgins, UTEP, 2006 (1,319 in 12 games)  
 109.9 Arnold Jackson, Louisville, 1999 (1,209 in 11 games)  
 107.8 Sherrod Gideon, Southern Miss, 1998 (1,186 in 11 games)

## YARDS PER CATCH

### GAME (min. 5 catches)

38.8 Brennan Marion, Tulsa vs. UTEP, 10-18-08 (6 for 233)  
 38.7 Brandon Middleton, Houston vs. TCU, 10-25-03 (6 for 232)  
 36.4 Aldrick Robinson, SMU at Tulane, 10-30-10 (5 for 182)  
 35.0 Hannibal Thomas, Cincinnati vs. Miami (Ohio), 9-11-04 (5 for 175)  
 34.9 Brennan Marion, Tulsa at Rice, 11-24-07 (7 for 244)

### SEASON (min. 20 catches)

\*31.9 Brennan Marion, Tulsa, 2007 (39 for 1,244)  
 25.9 Brennan Marion, Tulsa, 2008 (43 for 1,112)  
 24.3 Brandon Middleton, Houston, 2001 (20 for 486)  
 24.1 Brandon Middleton, Houston, 2002 (28 for 674)  
 22.8 Kris Adams, UTEP, 2010 (47 for 1,070)  
 22.7 Brandon Middleton, Houston, 2003 (55 for 1,250)  
 21.6 Roddy White, UAB, 2003 (39 for 844)  
 21.6 Marcellus Harris, East Carolina, 2000 (23 for 496)

\*NCAA Record

## TOUCHDOWN RECEPTIONS

### CONSECUTIVE GAMES

\*13 Jarett Dillard, Rice (2006)  
 \*NCAA Record

### GAME

4 DeAndre Brown, Southern Miss at Rice (10-18-08)  
 4 Jarett Dillard, Rice vs. North Texas (9-27-08)  
 4 Lavell Boyd, Louisville vs. Houston (10-23-99)  
 3 66 tied with  
 Most Recently: Kris Adams, UTEP vs. BYU (12-18-10)

### SEASON

21 Jarett Dillard, Rice, 2006  
 20 Jarett Dillard, Rice, 2008  
 14 Kris Adams, UTEP, 2010  
 14 Lance Lewis, East Carolina, 2010  
 14 Aldrick Robinson, SMU, 2010  
 14 James Cleveland, Houston, 2009  
 14 Kris Adams, UTEP, 2008  
 14 Jarett Dillard, Rice, 2007  
 14 Roddy White, UAB, 2004  
 14 Brandon Middleton, Houston, 2003  
 14 Adrian Burnette, Tulane, 2000  
 13 Patrick Edwards, Houston, 2010  
 13 James Casey, Rice, 2008  
 13 Trae Johnson, Tulsa, 2007  
 13 Jeff Moturi, UTEP, 2007  
 13 Johnnie Lee Higgins, UTEP, 2006  
 13 Sherrod Gideon, Southern Miss, 1998

## SCORING

### MOST POINTS

#### GAME

36 Antowain Smith, Houston vs. Southern Miss (11-9-96)  
 32 Carlton Jones, Army at USF (10-16-04)  
 30 Austin Davis, Southern Miss vs. UAB (11-1-08)  
 30 Matt Forte', Tulane vs. Southeastern La. (9-22-07)  
 30 Matt Forte', Tulane at Rice (11-17-07)  
 30 Ahmad Bradshaw, Marshall vs. UTEP (11-18-06)  
 30 Tielor Robinson, Army vs. Cincinnati (10-9-04)  
 30 Eric Shelton, Louisville vs. East Carolina (10-2-04)  
 30 Leroy Collins, Louisville vs. Western Kentucky (10-31-98)  
 24 43 tied with  
 Most Recently: Austin Davis, Southern Miss vs. Houston (11-20-10)

### SEASON

180 Kevin Smith, UCF, 2007 (30 TD)  
 144 Chris Johnson, East Carolina, 2007 (24 TD)  
 140 Matt Forte', Tulane, 2007 (23 TD, 1 2PT)  
 138 DeAngelo Williams, Memphis, 2004 (23 TD)  
 133 Danny Hrapmann, Southern Miss, 2010 (26 FG, 55 PAT)

### MOST TOUCHDOWNS

#### GAME

6 Antowain Smith, Houston vs. Southern Miss (11-9-96)  
 5 Austin Davis, Southern Miss vs. UAB (11-1-08)  
 5 Matt Forte', Tulane vs. Southeastern La. (9-22-07)  
 5 Matt Forte', Tulane at Rice (11-17-07)  
 5 Ahmad Bradshaw, Marshall vs. UTEP (11-18-06)  
 5 Carlton Jones, Army at USF (10-16-04)  
 5 Tielor Robinson, Army vs. Cincinnati (10-9-04)  
 5 Eric Shelton, Louisville vs. East Carolina (10-2-04)  
 5 Leroy Collins, Louisville vs. Western Kentucky (10-31-98)



4 43 tied with  
*Most Recently:* Austin Davis, Southern Miss vs. Houston (11-20-10)

### SEASON

30 Kevin Smith, UCF, 2007 (29 rush, 1 rec.)  
 24 Chris Johnson, East Carolina, 2007 (17 rush, 6 rec., 1 KR)  
 23 Matt Forte, Tulane, 2007 (23 rush)  
 23 DeAngelo Williams, Memphis, 2004 (22 rush, 1 rec.)  
 21 Donald Buckram, UTEP, 2009 (18 rush, 3 rec.)  
 21 Ahmad Bradshaw, Marshall, 2006 (21 rush)  
 21 Jarett Dillard, Rice, 2006 (21 rec.)  
 20 Jarett Dillard, Rice, 2008 (20 rec.)  
 20 Eric Shelton, Louisville, 2004 (20 rush)

## KICKING

### FIELD GOAL ATTEMPTS

#### GAME

7 Josh Zahn, UAB at Tennessee, 9-25-10 (2 made)  
 6 Chris Boswell, Rice at North Texas, 9-11-10 (4 made)  
 6 Reagan Schneider, UTEP vs. Houston, 9-16-05 (5 made)  
 6 Ryan White, Memphis at UAB, 10-9-99 (5 made)  
 6 Brad Palazzo, Tulane at Louisville, 10-11-97 (5 made)  
 5 23 tied with  
*Most Recently:* Danny Hrapmann, Southern Miss vs. East Carolina, 10-9-10 (5 made)

#### SEASON

33 Nick Browne, TCU, 2003 (28 made)  
 33 Seth Marler, Tulane, 2002 (20 made)  
 31 Danny Hrapmann, Southern Miss, 2010 (26 made)  
 31 Ben Hartman, East Carolina, 2008 (21 made)  
 30 Ben Hartman, East Carolina, 2009 (20 made)  
 30 Nick Browne, TCU, 2002 (23 made)

### FIELD GOALS MADE

#### GAME

5 Danny Hrapmann, Southern Miss vs. East Carolina, 10-9-10 (5 att.)  
 5 Swayze Waters, UAB at UCF, 11-29-08 (5 att.)  
 5 Jose Martinez, UTEP vs. SMU, 11-15-08 (5 att.)  
 5 Jose Martinez, UTEP vs. East Carolina, 10-13-07 (5 att.)  
 5 Swayze Waters, UAB vs. Alcorn State, 9-15-07 (5 att.)  
 5 Reagan Schneider, UTEP vs. Houston, 9-16-05 (6 att.)  
 5 Nick Browne, TCU vs. Cincinnati, 11-15-03 (5 att.)  
 5 Nick Browne, TCU at Cincinnati, 9-2-02 (5 att.)  
 5 Ryan White, Memphis at UAB, 10-9-99 (6 att.)  
 5 Brad Palazzo, Tulane at Louisville, 10-11-97 (6 att.)  
 4 30 tied with  
*Most Recently:* Kevin Fitzpatrick, Tulsa vs. Bowling Green, 9-11-10 (4 att.)

#### SEASON

28 Nick Browne, TCU, 2003 (33 att.)  
 26 Danny Hrapmann, Southern Miss, 2010 (31 att.)  
 26 Jonathan Ruffin, Cincinnati, 2000 (29 att.)  
 23 Darren McCaleb, Southern Miss, 2005 (28 att.)  
 23 Nick Browne, TCU, 2002 (30 att.)  
 23 Brad Palazzo, Tulane, 1997 (28 att.)

### LONGEST FIELD GOALS

64 Jose Martinez, UTEP vs. UCF (9-27-08)  
 61 Matt Szymanski, SMU at Texas Tech (9-5-10)  
 57 Dakota Warren, UTEP vs. Memphis (9-25-10)  
 57 Jose Martinez, UTEP vs. Houston (10-27-07)  
 56 Reagan Schneider, UTEP vs. Memphis (11-25-06)  
 54 Danny Hrapmann, Southern Miss vs. UAB (10-30-10)  
 54 Daren Daly, UCF at Tulsa (10-26-08)

### FIELD GOAL PERCENTAGE

#### SEASON

100.0 Ryan White, Memphis, 1998 (16 of 16)  
 100.0 Matt Hogan, Houston, 2009 (12 of 12)  
 93.8 Seth Marler, Tulane, 2001 (15 of 16)  
 92.9 Kevin Fitzpatrick, Tulsa, 2009 (13 of 14)  
 89.7 Jonathan Ruffin, Cincinnati, 2000 (26 of 29)

### PAT KICKS ATTEMPTED

#### GAME

11 Jarod Tracy, Tulsa vs. UTEP, 10-18-08 (11 made)  
 11 Clark Fangmeier, Rice vs. North Texas, 9-27-08 (11 made)  
 10 Matt Hogan, Houston vs. Texas State, 9-4-10 (8 made)  
 10 Britt Barefoot, Southern Miss vs. UAB, 11-1-08 (10 made)  
 10 Art Carmody, Louisville vs. Cincinnati, 11-27-04 (10 made)  
 10 Brad Palazzo, Tulane vs. Southwestern Louisiana, 10-31-98 (10 made)  
 9 nine tied with  
*Most Recently:* Chris Boswell, Rice vs. East Carolina, 11-20-10

#### SEASON

78 Jarod Tracy, Tulsa, 2008 (80 made)  
 77 Art Carmody, Louisville, 2004 (77 made)  
 76 Jarod Tracy, Tulsa, 2007 (73 made)  
 73 Clark Fangmeier, Rice, 2008 (73 made)  
 68 Brad Palazzo, Tulane, 1998 (68 made)

### PAT KICKS MADE

#### GAME

11 Jarod Tracy, Tulsa vs. UTEP, 10-18-08 (11 att.)  
 11 Clark Fangmeier, Rice vs. North Texas, 9-27-08 (11 att.)  
 10 Britt Barefoot, Southern Miss vs. UAB, 11-1-08 (10 att.)  
 10 Art Carmody, Louisville vs. Cincinnati, 11-27-04 (10 att.)  
 10 Brad Palazzo, Tulane vs. Southwestern Louisiana, 10-31-98 (10 att.)  
 9 eight tied with  
*Most Recently:* Matt Hogan, Houston vs. Rice, 11-28-09

#### SEASON

78 Jarod Tracy, Tulsa, 2008 (80 att.)  
 77 Art Carmody, Louisville, 2004 (77 att.)  
 73 Clark Fangmeier, Rice, 2008 (73 att.)  
 73 Jarod Tracy, Tulsa, 2007 (76 att.)  
 68 Brad Palazzo, Tulane, 1998 (68 att.)

### PAT PERCENTAGE

#### GAME (min. 9 attempts)

100.0 Jarod Tracy, Tulsa vs. UTEP, 10-18-08 (11 of 11)  
 100.0 Clark Fangmeier, Rice vs. North Texas, 9-27-08 (11 of 11)  
 100.0 Britt Barefoot, Southern Miss vs. UAB, 11-1-08 (10 of 10)  
 100.0 Art Carmody, Louisville vs. Cincinnati, 11-27-04 (10 of 10)  
 100.0 Brad Palazzo, Tulane vs. Southwestern Louisiana, 10-31-98 (10 of 10)  
 100.0 Matt Hogan, Houston vs. Rice, 11-28-09 (9 of 9)

100.0 Jarod Tracy, Tulsa vs. Bowling Green, 1-6-08 (9-of-9)  
 100.0 Art Carmody, Louisville at Houston, 11-20-04 (9-of-9)  
 100.0 Jon Hilbert, Louisville vs. Western Kentucky, 10-31-98 (9 of 9)  
 100.0 Jon Hilbert, Louisville at East Carolina, 11-14-98 (9 of 9)  
 100.0 Brad Palazzo, Tulane vs. Louisiana Tech, 11-26-98 (9 of 9)

#### SEASON (min. 35 made)

100.0 Danny Hrapmann, Southern Miss, 2010 (55 of 55)  
 100.0 Dakota Warren, UTEP, 2010 (42 of 42)  
 100.0 Clark Fangmeier, Rice, 2008 (73 of 73)  
 100.0 Ben Hartman, East Carolina, 2007 (50 of 50)  
 100.0 Thomas Morstead, SMU, 2007 (43 of 43)  
 100.0 Darren McCaleb, Southern Miss, 2006 (42 of 42)  
 100.0 Clark Fangmeier, Rice, 2006 (35 of 35)  
 100.0 Reagan Schneider, UTEP, 2005 (41 of 41)  
 100.0 Parker Mullins, UAB, 2005 (37 of 37)  
 100.0 Stephen Gostkowski, Memphis, 2005 (35 of 35)  
 100.0 Art Carmody, Louisville, 2004 (77 of 77)  
 100.0 Dustin Bell, Houston, 2003 (56 of 56)  
 100.0 Stephen Gostkowski, Memphis, 2003 (44 of 44)  
 100.0 Nick Browne, TCU, 2003 (38 of 38)  
 100.0 Ryan White, Memphis, 2001 (36 of 36)  
 100.0 Jonathan Ruffin, Cincinnati, 2001 (36 of 36)  
 100.0 Brad Palazzo, Tulane, 1998 (68 of 68)

### TOTAL POINTS SCORED BY KICKING

#### GAME

22 Brad Palazzo, Tulane at Louisville, 10-11-97 (5 FG, 7 XPT)  
 19 Danny Hrapmann, Southern Miss vs. East Carolina, 10-9-10 (5 FG, 4 XPT)  
 19 Nick Browne, TCU vs. Cincinnati, 11-15-03 (5 FG, 4 PAT)  
 18 Jose Martinez, UTEP vs. SMU, 11-15-08 (5 FG, 3 PAT)  
 18 Jose Martinez, UTEP vs. East Carolina, 10-13-07 (5 FG, 3 PAT)  
 18 Reagan Schneider, UTEP vs. Houston, 9-16-05 (5 FG, 3 PAT)  
 18 Brad Palazzo, Tulane at Southwestern La., 11-1-97 (4 FG, 6 XPT)

#### SEASON

133 Danny Hrapmann, Southern Miss, 2010 (55 PAT, 26 FG)  
 122 Nick Browne, TCU, 2003 (38 PAT, 28 FG)  
 113 Art Carmody, Louisville, 2004 (77 PAT, 12 FG)  
 111 Kevin Fitzpatrick, Tulsa, 2010 (63 PAT, 16 FG)  
 110 Michael Torres, UCF, 2007 (50 PAT, 20 FG)

## PUNTING

### MOST PUNTS

#### GAME

12 Steve Smith, Cincinnati at Louisville (10-26-96)  
 11 Blake Clingan, UCF at Miami (Fla.) (10-11-08)  
 11 Blake Clingan, UCF at USF (10-13-07)  
 11 Luke Johnson, Southern Miss at N.C. State (10-29-05)  
 11 Chris Beckman, Tulane vs. Mississippi State (9-17-05)  
 11 Jimmy McClary, Houston at Michigan (9-6-03)  
 11 Alex Bradford, Army vs. Houston (11-15-03)  
 11 Ross Stewart, UAB at Memphis (10-27-01)  
 11 Joey Biasatti, TCU at Nebraska (8-25-01)  
 11 Ben Graves, Memphis at Southern Miss (10-30-00)

|    |  |
|----|--|
| 11 | Jim Cande, Memphis vs. Mississippi (9-4-99)          |
| 11 | Casey Roussel, Tulane at East Carolina (10-23-99)    |
| 11 | Doug Johnson, Cincinnati at Boston College (9-27-97) |

#### SEASON

|    |   |
|----|---|
| 88 | Blake Clingan, UCF, 2008 (3,560 for 40.5 avg.)          |
| 80 | Tom Hornsey, Memphis, 2010 (3,416 for 42.7 avg.)        |
| 80 | Matt Dodge, East Carolina, 2007 (3,307 for 41.3 avg.)   |
| 80 | Mark Haulman, Southern Miss, 2002 (3,344 for 41.8 avg.) |
| 79 | Luke Johnson, Southern Miss, 2003 (3,326 for 42.1 avg.) |

#### YARDS PUNTED

##### GAME

|     |  |
|-----|--|
| 537 | Casey Roussel, Tulane at East Carolina, 10-23-99 (11 punts)    |
| 510 | Steve Smith, Cincinnati at Louisville, 10-26-96 (12 punts)     |
| 493 | Joey Biasatti, TCU at Nebraska, 8-25-01 (11 punts)             |
| 478 | Jim Cande, Memphis vs. Mississippi, 9-4-99 (11 punts)          |
| 474 | Luke Johnson, Southern Miss at N.C. State, 10-29-05 (11 punts) |

##### SEASON

|       |  |
|-------|--|
| 3,560 | Blake Clingan, UCF, 2008 (88 for 40.5 avg.)          |
| 3,416 | Tom Hornsey, Memphis, 2010 (80 for 42.7 avg.)        |
| 3,344 | Mark Haulman, Southern Miss, 2002 (80 for 41.8 avg.) |
| 3,326 | Luke Johnson, Southern Miss, 2003 (79 for 42.1 avg.) |
| 3,307 | Matt Dodge, East Carolina, 2007 (80 for 41.3 avg.)   |

#### PUNTING AVERAGE

##### GAME (min. 3 punts)

|      |   |
|------|---|
| 57.7 | Michael Such, Tulsa vs. Memphis, 11-27-09 (3 for 173)           |
| 56.0 | Ross Thevenot, Tulane vs. SMU, 9-25-08 (3 for 168)              |
| 55.7 | Ryan Dougherty, East Carolina vs. Virginia, 10-7-06 (3 for 167) |
| 55.6 | Thomas Morstead, SMU vs. North Texas, 9-8-07 (5 for 278)        |
| 55.3 | Jimmy McClary, Houston vs. Louisville, 11-22-03 (3 for 166)     |

##### SEASON

|      |  |
|------|--|
| 48.1 | Andrew Bayes, East Carolina, 1999 (47 for 2,259) |
| 46.2 | Brad Hill, Tulane, 1997 (42 for 1,940)           |
| 46.0 | Kyle Martens, Rice, 2010 (52 for 2,391)          |
| 45.8 | Matt Dodge, East Carolina, 2009 (67 for 3,069)   |
| 45.8 | Ross Thevenot, Tulane, 2008 (45 for 2,061)       |

#### LONGEST PUNTS

|    |   |
|----|---|
| 83 | Michael Such, Tulsa vs. Memphis (11-27-09)        |
| 83 | Casey Roussel, Tulane at East Carolina (10-23-99) |
| 78 | Ross Stewart, UAB vs. Southern Miss (11-9-02)     |
| 78 | Andrew Bayes, East Carolina at Houston (10-30-99) |
| 78 | Jamie Purser, Southern Miss at Nevada (11-20-98)  |
| 77 | Ross Thevenot, Tulane at UCF (11-21-09)           |

#### PUNT RETURNS

#### MOST RETURNS

##### GAME

|   |   |
|---|---|
| 8 | Montrell Jones, Louisville vs. TCU, 11-10-04 (64 yards) |
|---|---|

|   |  |
|---|--|
| 8   | Brian Fisher, USF vs. Louisville, 10-4-03 (91 yards)     |
| 8   | Percy Coleman, UAB vs. La.-Lafayette, 9-30-00 (46 yards) |
| 8   | Tripp Higgins, Memphis at UAB, 10-9-99 (46 yards)        |
| 7   | 11 tied with   |
| <i>Most Recently:</i> Brandon Sumrall, Southern Miss at UAB, 11-3-07 (74 yards) |  |

#### SEASON

|    |  |
|----|--|
| 47 | Brian Fisher, USF, 2003 (424 yards)          |
| 40 | Montrell Jones, Louisville, 2004 (418 yards) |
| 38 | Tinker Keck, Cincinnati, 1997 (577 yards)    |
| 37 | John Wilson, Tulane, 2000 (687 yards)        |
| 37 | Ryan Johnson, Memphis, 2000 (389 yards)      |

#### YARDS RETURNED

##### GAME

|     |  |
|-----|--|
| 168 | Keith Stokes, East Carolina vs. Houston, 11-11-00 (6 returns)    |
| 159 | Damien Dorsey, Louisville at Army, 9-21-02 (6 returns)           |
| 148 | Travis Williams, East Carolina vs. Memphis, 11-20-04 (6 returns) |
| 143 | Lynaris Elpheage, Tulane at Hawaii, 12-25-02 (4 returns)         |
| 133 | Keith Stokes, East Carolina vs. Cincinnati, 11-13-99 (4 returns) |

##### SEASON

|     |  |
|-----|--|
| 577 | Tinker Keck, Cincinnati, 1997 (38 returns)     |
| 508 | Damien Dorsey, Louisville, 2002 (33 returns)   |
| 463 | Joe Burnett, UCF, 2005 (28 returns)            |
| 463 | Lynaris Elpheage, Tulane, 2002 (28 returns)    |
| 450 | Marvin Young, Southern Miss, 2003 (33 returns) |

#### YARDS PER PUNT RETURN AVERAGE

##### GAME (min. 2 returns)

|      |   |
|------|---|
| 61.0 | Tinker Keck, Cincinnati vs. Louisville, 11-8-97 (2 for 122) |
| 50.5 | Johnnie Lee Higgins, UTEP vs. Tulane, 10-14-06 (2 for 101)  |
| 46.0 | Charles West, Houston vs. Southern Miss, 11-9-96 (2 for 92) |
| 41.0 | Joe Burnett, UCF at USF, 9-17-05 (2 for 82)                 |
| 39.5 | Joe Burnett, Tulsa at UCF, 12-3-05 (2 for 79)               |

##### SEASON (min. 15 returns)

|      |   |
|------|---|
| 17.7 | Travis Williams, East Carolina, 2004 (20 for 354) |
| 17.6 | Omari Thompson, Army, 2000 (12 for 211)           |
| 17.5 | Rodregis Brooks, UAB, 1999 (20 for 350)           |
| 16.5 | Joe Burnett, UCF, 2005 (28 for 463)               |
| 16.5 | Lynaris Elpheage, Tulane, 2002 (28 for 463)       |

#### PUNT RETURN TOUCHDOWNS

##### GAME

|  |   |
|--|---|
| 2  | Tinker Keck, Cincinnati vs. Louisville, 11-8-97 |
| 1  | 70 players tied with.                           |
| <i>Most Recently:</i> Kevin Perry, Marshall vs. Tulane, 10-27-10 |   |

##### SEASON

|   |                               |
|---|-------------------------------|
| 4 | Tinker Keck, Cincinnati, 1997 |
| 2 | Johnnie Lee Higgins, 2006     |
| 2 | Joe Burnett, UCF, 2005        |
| 2 | Aris Comeaux, Army, 2002      |
| 2 | Omari Thompson, Army, 2000    |
| 1 | 59 tied with                  |

#### LONGEST PUNT RETURNS

|     |  |
|-----|--|
| 94t | Keith Stokes, East Carolina vs. Cincinnati, 11-13-99 |
| 88t | Johnnie Lee Higgins, UTEP vs. Tulane, 10-14-06       |
| 88t | Aris Comeaux, Army vs. UAB, 10-26-02                 |
| 87t | Marvin Young, Southern Miss vs. Memphis, 9-13-03     |
| 87t | Charles West, Houston vs. Southern Miss, 11-9-96     |

#### KICKOFF RETURNS

#### MOST RETURNS

##### GAME

|   |   |
|---|---|
| 9   | Marcus Hightower, Memphis at Houston, 11-28-09 (169 yards)    |
| 9   | Damaris Johnson, Tulsa at Houston, 11-15-08 (163 yards)       |
| 9   | Scott Wesley, Army vs. Louisville, 9-11-04 (142 yards)        |
| 9   | Rolando North, East Carolina at Syracuse, 10-4-97 (160 yards) |
| 8   | 16 tied with  |
| <i>Most Recently:</i> Tyron Carrier, Houston at Southern Miss, 11-20-10 (204 yards) |   |

##### SEASON

|                     |   |
|---------------------|---|
| *59                 | Michael Grandberry, Memphis, 2007 (1,286 yards) |
| 55                  | William White, Army, 2002 (1,239 yards)         |
| 54                  | Damaris Johnson, Tulsa, 2008 (1,382 yards)      |
| 54                  | Scott Wesley, Army, 2004 (1,248 yards)          |
| 50                  | Tyron Carrier, Houston, 2010 (1,174 yards)      |
| <i>*NCAA Record</i> |   |

#### YARDS RETURNED

##### GAME

|     |   |
|-----|---|
| 269 | Scott Wesley, Army at Tulane, 11-13-04 (7 returns)              |
| 261 | Charles Ross, Rice at Tulane, 11-13-10 (7 returns)              |
| 211 | Justin Jordan, Southern Miss at Marshall, 11-14-09 (5 returns)  |
| 211 | Damaris Johnson, Tulsa vs. UTEP, 10-18-08 (6 returns)           |
| 204 | Tyron Carrier, Houston at Southern Miss, 11-20-10 (8 returns)   |
| 203 | Darius Marshall, Marshall at West Virginia, 9-27-08 (4 returns) |
| 203 | Curtis Francis, UCF at East Carolina, 10-6-07 (5 returns)       |
| 200 | Shane Turner, Rice at UAB, 9-5-09 (6 returns)                   |
| 200 | Eric Booth, Southern Miss at Tennessee, 11-8-97 (6 returns)     |

##### SEASON

|       |   |
|-------|---|
| 1,382 | Damaris Johnson, Tulsa, 2008 (54 returns)       |
| 1,286 | Michael Grandberry, Memphis, 2007 (59 returns)  |
| 1,248 | Scott Wesley, Army, 2004 (54 returns)           |
| 1,239 | William White, Army, 2002 (55 returns)          |
| 1,174 | Tyron Carrier, Houston, 2010 (204 returns)      |
| 1,131 | Damaris Johnson, Tulsa, 2009 (46 returns)       |
| 1,056 | Jessie Henderson, SMU, 2008 (48 returns)        |
| 1,009 | Chris Johnson, East Carolina, 2007 (36 returns) |
| 1,000 | Dwayne Harris, East Carolina, 2009 (37 returns) |

#### YARDS PER KICKOFF RETURN AVERAGE

##### GAME (min. 2 returns)

|      |   |
|------|---|
| 59.5 | Reggie Hunt, Southern Miss at Tulane, 11-6-10 (2 for 119)           |
| 59.0 | Quincy McDuffie, UCF vs. Samford, 9-5-09 (2 for 118)                |
| 59.0 | Michael Grandberry, Memphis at UTEP, 11-25-06 (2 for 118)           |
| 58.5 | Quincy McDuffie, UCF vs. NC State, 9-11-10 (2 for 117)              |
| 58.0 | Chris Johnson, East Carolina at Southern Miss, 10-28-06 (2 for 116) |

##### SEASON (min. 11 returns)

|      |  |
|------|--|
| 34.8 | Eric Booth, Southern Miss, 1997 (22 for 766)   |
| 32.2 | Quincy McDuffie, UCF, 2010 (27 for 869)        |
| 31.8 | Broderick Clark, Louisville, 2002 (26 for 827) |
| 31.7 | J.R. Reed, USF, 2003 (18 for 570)              |
| 31.0 | Marlon McClure, UTEP, 2010 (30 for 930)        |



## KICKOFF RETURN TOUCHDOWNS

### GAME

- 1 nine in 2010
- Most Recently:* Marlon McClure, UTEP at Tulsa (11-20-10)
- 1 12 in 2009
- 1 six in 2008
- 1 seven in 2007
- 1 three in 2006
- 1 four in 2005
- 1 three in 2004
- 1 five in 2003
- 1 four in 2002
- 1 three in 2001
- 1 three in 1999
- 1 one in 1998
- 1 two in 1997
- 1 three in 1996

### SEASON

- 4 Tyron Carrier, Houston, 2009
- 3 Dwayne Harris, East Carolina, 2009
- 2 Quincy McDuffie, UCF, 2010
- 2 Marlon McClure, UTEP, 2010
- 2 Joe Burnett, UCF, 2008
- 2 Broderick Clark, Louisville, 2002
- 2 Zek Parker, Louisville, 1999
- 2 Eric Booth, Southern Miss, 1997
- 1 47 tied with

## LONGEST KICKOFF RETURNS

- 100t Marlon McClure, UTEP at Arkansas (11-13-10)
- 100t Troy Evans, Marshall at Southern Miss (10-2-10)
- 100t Devin Mays, Houston at UCF (11-14-09)
- 100t Freddie Parham, Southern Miss vs. Virginia (9-19-09)
- 100t Donnie Avery, Houston vs. East Carolina (9-29-07)
- 100t Jessie Henderson, SMU at Tulane (9-20-06)
- 100t Ricky Wilson, Houston at Louisville (11-22-03)
- 100t Fred Smith, Tulane vs. TCU (9-1-03)
- 100t Broderick Clark, Louisville vs. Kentucky (9-1-02)
- 99t Khymest Williams, UCF at SMU (11-17-07)
- 98t Jeff Liggon, Tulane vs. Southern Miss (10-26-96)
- 97t Israel Route, Tulane vs. Southeastern La. (10-1-05)
- 97t Scott Wesley, Army at Tulane (11-13-04)
- 97t John Eubanks, Southern Miss at Houston (10-7-04)
- 97t Zek Parker, Louisville vs. Chattanooga (9-11-99)

## INTERCEPTIONS

### GAME

- 3 Marco Nelson, Tulsa at Houston, 11-13-10 (7 yards)
- 3 Loyce Means, Houston vs. Tulsa, 11-15-08 (95 yards)
- 3 Devin Lowery, SMU vs. Marshall, 10-14-06 (15 yards)
- 3 Will Gulley, Houston vs. East Carolina, 11-6-04 (45 yards)
- 3 J.R. Reed, USF at Memphis, 11-29-03 (15 yards)
- 3 Etric Pruitt, Southern Miss at Army, 9-28-02 (43 yards)
- 3 Anthony Floyd, Louisville at Southern Miss, 11-4-00 (82 yards)
- 2 9 times in 2010
- 2 8 times in 2009
- 2 13 times in 2008
- 2 7 times in 2007
- 2 4 times in 2006
- 2 11 times in 2005
- 2 5 times in 2004
- 2 8 times in 2002
- 2 3 times in 2001
- 2 12 times in 2000
- 2 7 times in 1999

- 2 4 times in 1998
- 2 6 times in 1997
- 2 5 times in 1996

### SEASON

- 10 Anthony Floyd, Louisville, 2000 (152 yards)
- 9 Rodregis Brooks, UAB, 1999 (152 yards)
- 8 Lynaris Elpheage, Tulane, 2002 (133 yards)
- 8 Jason Goss, TCU, 2002 (27 yards)
- 7 Kevin Sanders, UAB, 2008 (55 yards)
- 7 Quentin Demps, UTEP, 2006 (61 yards)
- 7 J.R. Reed, USF, 2003 (45 yards)
- 7 Mike James, Houston, 1999 (69 yards)

## INT RETURN YARDS

### GAME

- 123 Shawn Ferguson, Cincinnati at Memphis, 10-17-98 (2 returns)
- 106 Curnelius Arnick, Tulsa at Hawai'i, 12-24-10 (2 returns)
- 100 Jordan Ozerities, UCF at Tulane, 10-20-10 (1 return)
- 100 Quintin Demps, UTEP at New Mexico State, 9-15-07 (1 return)
- 100 Quintin Demps, UTEP at UCF, 11-24-07 (1 return)
- 100 Idrees Bashir, Memphis at Army, 9-23-00 (1 return)
- 100 Kevin Monroe, East Carolina vs. Louisville, 11-14-98 (1 return)
- 99 Marquis Coleman, UAB at UTEP, 10-31-09 (1 return)
- 99 Quincy Butler, TCU vs. Southern Miss, 11-20-04 (1 return)
- 98 Dwight Henry, East Carolina at Louisville, 11-1-97 (1 return)
- 96 Adrian Singleton, UAB at Cincinnati, 10-16-99 (1 return)

### SEASON (min. 2)

- 220 Quintin Demps, UTEP, 2007 (5 int.)
- 159 Johnell Neal, UCF, 2007 (6 int.)
- 152 Anthony Floyd, Louisville, 2000 (10 int.)
- 152 Rodregis Brooks, UAB, 1999 (9 int.)
- 140 Travaun Nixon, UTEP, 2010 (4 int.)

## YARDS PER INTERCEPTION RETURN

### GAME (min. 2)

- 61.5 Shawn Ferguson, Cincinnati at Memphis, 10-17-98 (2 for 123)
- 53.0 Curnelius Arnick, Tulsa at Hawai'i, 12-24-10 (2 for 106)
- 41.5 Lynaris Elpheage, Tulane at Louisiana-Monroe, 10-5-02 (2 for 83)
- 41.0 Brandon Sumrall, Southern Miss vs. Memphis, 11-10-07 (2 for 82)
- 39.5 Kenny Dale Rowland, Army vs. Cincinnati, 9-19-98 (2 for 79)

### SEASON (min. 3)

- 45.3 Rashad Jackson, Marshall, 2010 (3 for 136)
- 44.0 Quintin Demps, UTEP, 2007 (5 for 220)
- 41.0 Shawn Ferguson, Cincinnati, 1998 (3 for 123)
- 35.0 Travaun Nixon, UTEP, 2010 (4 for 140)
- 33.5 Curnelius Arnick, Tulsa, 2010 (4 for 134)

## INTERCEPTIONS FOR TOUCHDOWNS

### GAME

- 2 Shawn Ferguson, Cincinnati at Memphis (10-17-98)
- 1 123 tied with

### SEASON

- 3 Leo Barnes, Southern Miss, 2000
- 2 Quintin Demps, UTEP, 2007
- 2 Kasey Ross, East Carolina, 2006
- 2 Blue Adams, Cincinnati, 2002
- 2 Shawn Ferguson, Cincinnati, 1998
- 1 108 tied with

## LONGEST INTERCEPTION RETURNS

### GAME

- 100t Jordan Ozerities, UCF at Tulane (10-20-10)
- 100t Quintin Demps, UTEP at UCF (11-24-07)
- 100t Quintin Demps, UTEP at New Mexico State (9-15-07)
- 100t Idrees Bashir, Memphis at Army (9-23-00)
- 100t Kevin Monroe, East Carolina vs. Louisville (11-14-98)
- 99t Marquis Coleman, UAB at UTEP (10-31-09)
- 99t Quincy Butler, TCU vs. Southern Miss, (11-20-04)
- 98t Dwight Henry, East Carolina at Louisville (11-1-97)
- 96t Adrian Singleton, UAB at Cincinnati (10-16-99)
- 91t Rodregis Brooks, UAB vs. East Carolina (11-6-99)

## TACKLES

### GAME

- 26 Bryce Hudman, SMU at Arkansas State (9-15-07)
- 24 Chris Moore, East Carolina at Cincinnati (9-1-03)
- 24 Pernell Griffin, East Carolina vs. Wake Forest (9-1-01)
- 23 Marcus McGraw, Houston vs. Air Force (12-31-09)
- 23 Pete Fleps, SMU at Navy (10-25-08)
- 23 Brad Jackson, Cincinnati vs. Louisville (11-8-97)
- 23 Jeff Kerr, East Carolina vs. Cincinnati (11-13-97)

### SEASON

- 174 Hanik Milligan, Houston, 2001 (102 solo, 72 ast.)
- 168 Rod Davis, Southern Miss, 2002 (122 solo, 46 ast.)
- 168 Brad Jackson, Cincinnati, 1997 (93 solo, 75 ast.)
- 167 Jeff Kerr, East Carolina, 1997 (78 solo, 89 ast.)
- 165 Chris Chamberlain, Tulsa, 2007 (104 solo, 61 ast.)
- 164 Rod Davis, Southern Miss, 2003 (111 solo, 53 ast.)

## SACKS

### GAME

- 6 Keaton Cromartie, Tulane vs. Memphis (11-8-97)
- 4 Clinton McDonald, Memphis vs. Arkansas State (9-27-08)
- 4 Antwan Peek, Cincinnati vs. Louisiana-Monroe (12-1-01)
- 4 Michael Josiah, Louisville vs. Grambling (9-9-00)
- 4 Cedric Scott, Southern Miss at Houston (10-28-00)
- 4 Roderick Coleman, East Carolina vs. Wake Forest (9-13-97)
- 4 Carl Powell, Louisville at Memphis (11-2-96)

### SEASON

- 17 Bo Schobel, TCU, 2003
- 15 Dewayne White, Louisville, 2001
- 15 Roderick Coleman, East Carolina, 1997
- 14 Phillip Hunt, Houston, 2008
- 14 Bryan Thomas, UAB, 2001
- 13 Bruce Miller, UCF, 2009
- 13 Albert McClellan, Marshall, 2006
- 13 Antwan Peek, Cincinnati, 2001
- 13 Andre Arnold, Memphis, 2000
- 13 Roderick Coleman, East Carolina, 1998

# C-USA TEAM RECORDS

## TOTAL OFFENSE

### PLAYS

| GAME | Score                            |
|------|----------------------------------|
| 108  | Memphis vs. SMU (11-24-07)       |
| 104  | Rice vs. Tulsa (11-24-07)        |
| 103  | Houston at UTEP (10-3-09)        |
| 100  | Houston at Tulsa (11-7-09)       |
| 100  | East Carolina vs. USF (10-19-02) |

### SEASON

|       |                                |
|-------|--------------------------------|
| 1,150 | Houston, 2009 (7,887 yards)    |
| 1,126 | Tulsa, 2007 (7,615 yards)      |
| 1,108 | Cincinnati, 2002 (5,867 yards) |
| 1,097 | Tulsa, 2008 (7,978 yards)      |
| 1,036 | Houston, 2007 (6,525 yards)    |

### YARDS GAINED

| GAME | Score   |
|------|---|
| 791  | Tulsa vs. UTEP, 10-18-08<br>(470 pass, 321 rush)                    |
| 769  | Louisville at East Carolina, 11-14-98<br>(615 pass, 154 rush)       |
| 750  | Houston vs. Southern Miss, 10-31-09<br>(559 pass, 191 rush)         |
| 748  | Houston vs. Rice, 10-13-07<br>(474 pass, 274 rush)                  |
| 742  | Louisville vs. Cincinnati, 10-3-98<br>(460 pass, 282 rush)          |
| 706  | Tulane vs. Southwestern Louisiana, 10-31-98<br>(460 pass, 246 rush) |
| 700  | Houston vs. UTEP, 11-22-08<br>(480 pass, 220 rush)                  |
| 700  | Rice vs. Tulsa, 11-24-07<br>(541 pass, 159 rush)                    |

### SEASON

|       |  |
|-------|--|
| 7,978 | Tulsa, 2008 (4,226 pass, 3,752 rush)   |
| 7,887 | Houston, 2009 (6,072 pass, 1,815 rush) |
| 7,615 | Tulsa, 2007 (5,194 pass, 2,421 rush)   |
| 7,316 | Houston, 2008 (5,221 pass, 2,095 rush) |
| 6,573 | Tulsa, 2010 (3,753 pass, 2,820 rush)   |

### YARDS PER GAME

| SEASON | Score                                      |
|--------|--|
| 569.9  | Tulsa, 2008 (7,978 yards in 14 games)      |
| 563.4  | Houston, 2009 (7,887 yards in 14 games)    |
| 562.8  | Houston, 2008 (7,316 yards in 13 games)    |
| 559.6  | Louisville, 1998 (6,156 yards in 11 games) |
| 543.9  | Tulsa, 2007 (7,615 yards in 14 games)      |

### YARDS PER PLAY

| GAME  | Score   |
|-------|---|
| 11.52 | UAB vs. Florida Atlantic, 11-7-09<br>(54 for 662)   |
| 10.67 | Louisville vs. Cincinnati, 11-27-04<br>(46 for 491) |
| 10.13 | UTEP vs. New Mexico State, 9-30-06<br>(53 for 537)  |
| 10.02 | Louisville vs. Cincinnati, 10-3-98<br>(74 for 742)  |
| 9.65  | Louisville at Houston, 11-20-04<br>(69 for 666)     |

### SEASON

|      |                                 |
|------|---------------------------------|
| 7.27 | Tulsa, 2008 (7,978 on 1,097)    |
| 7.24 | Louisville, 2004 (6,468 on 893) |
| 7.20 | Houston, 2008 (7,316 on 1,016)  |
| 6.97 | Louisville, 1998 (6,156 on 883) |
| 6.96 | Louisville, 2003 (6,355 on 913) |

## FIRST DOWNS

### MOST RUSHING

| GAME | Score  |
|------|--|
| 23   | Southern Miss vs. Alcorn State (9-5-09)            |
| 22   | Memphis vs. Tulane (11-29-08)                      |
| 22   | Southern Miss vs. Louisiana-Lafayette<br>(8-30-08) |
| 22   | Memphis vs. Chattanooga (9-17-05)                  |

|    |                                     |
|----|-------------------------------------|
| 22 | Army vs. Louisville (10-7-99)       |
| 22 | Cincinnati vs. Tulsa (8-28-97)      |
| 22 | Cincinnati vs. Miami-Ohio (9-28-96) |
| 21 | Houston at UAB (10-20-07)           |
| 21 | Army vs. Ball State (9-25-99)       |

### SEASON

|     |               |
|-----|---------------|
| 188 | Tulsa, 2008   |
| 173 | Houston, 2003 |
| 168 | Houston, 2007 |
| 161 | Army, 1998    |
| 159 | Rice, 2005    |

### MOST PASSING

| GAME | Score                                  |
|------|--|
| 31   | Houston at UTEP (10-3-09)              |
| 29   | Houston at East Carolina (12-5-09)     |
| 29   | Louisville at East Carolina (11-14-98) |
| 27   | Rice vs. Tulsa (10-24-07)              |
| 26   | Houston vs. Southern Miss (10-31-09)   |

### SEASON

|     |                  |
|-----|------------------|
| 297 | Houston, 2009    |
| 225 | Houston, 2008    |
| 220 | Tulsa, 2007      |
| 199 | Louisville, 1998 |
| 198 | Rice, 2008       |

### TOTAL

| GAME | Score  |
|------|--|
| 42   | Houston at UTEP, 10-3-09<br>(31 pass, 7 rush, 4 pen.)              |
| 39   | Houston vs. Southern Miss, 10-31-09<br>(26 pass, 12 rush, 1 pen.)  |
| 39   | Louisville at East Carolina, 11-14-98<br>(29 pass, 9 rush, 1 pen.) |
| 38   | Rice vs. Tulsa, 11-24-07<br>(27 pass, 11 rush, 0 pen.)             |
| 37   | Houston at Memphis, 10-30-10<br>(20 pass, 15 rush, 2 pen.)         |

### SEASON

|     |   |
|-----|---|
| 424 | Houston, 2009<br>(297 pass, 110 rush, 17 penalty) |
| 391 | Tulsa, 2008<br>(183 pass, 188 rush, 20 penalty)   |
| 377 | Tulsa, 2007<br>(220 pass, 136 rush, 21 penalty)   |
| 355 | Houston, 2008<br>(225 pass, 107 rush, 23 penalty) |
| 337 | Rice, 2008<br>(198 pass, 116 rush, 23 penalty)    |

## RUSHING

### MOST ATTEMPTS

| GAME | Score   |
|------|---|
| 82   | Cincinnati vs. Miami (Ohio), 9-28-96<br>(405 yards)       |
| 68   | UAB vs. Tulane, 10-20-01 (307 yards)                      |
| 68   | Army vs. Louisville, 10-7-99 (480 yards)                  |
| 68   | Cincinnati vs. UAB, 10-11-97 (246 yards)                  |
| 66   | Memphis at Tulane, 11-29-08 (379 yards)                   |
| 66   | Army vs. New Mexico State, 10-23-99<br>(388 yards)        |
| 66   | Cincinnati vs. East Carolina, 11-5-98<br>(326 yards)      |
| 66   | Cincinnati vs. Tulsa, 8-28-97 (362 yards)                 |
| 66   | Louisville vs. Northern Illinois, 10-19-96<br>(344 yards) |

### SEASON

|     |   |
|-----|---|
| 674 | Tulsa, 2008 (3,752 yards in 14 games)   |
| 670 | UCF, 2007 (3,287 yards in 14 games)     |
| 659 | TCU, 2003 (2,700 yards in 13 games)     |
| 651 | Houston, 2003 (2,802 yards in 13 games) |
| 636 | Army, 1999 (2,915 yards in 11 games)    |

## YARDS GAINED

| GAME | Score   |
|------|---|
| 491  | East Carolina at Memphis, 11-3-07 (44 rushes) |
| 489  | Tulsa vs. Tulane, 11-22-08 (59 rushes)        |
| 480  | Army vs. Louisville, 10-7-99 (68 rushes)      |
| 463  | Southern Miss vs. UAB, 11-1-08 (62 rushes)    |
| 447  | Army vs. Ball State, 9-25-99 (63 rushes)      |

### SEASON

|       |   |
|-------|---|
| 3,752 | Tulsa, 2008 (674 rushes in 14 games)      |
| 3,287 | UCF, 2007 (670 rushes in 14 games)        |
| 3,215 | Memphis, 2005 (597 rushes in 12 games)    |
| 3,005 | Louisville, 2004 (534 rushes in 12 games) |
| 2,966 | Louisville, 2003 (518 rushes in 13 games) |

## YARDS PER GAME

| SEASON | Score                                      |
|--------|--|
| 268.0  | Tulsa, 2008 (3,752 yards in 14 games)      |
| 267.9  | Memphis, 2005 (3,215 yards in 11 games)    |
| 265.0  | Army, 1999 (2,915 yards in 11 games)       |
| 250.4  | Louisville, 2004 (3,005 yards in 12 games) |
| 234.8  | UCF, 2007 (3,287 yards in 14 games)        |

## YARDS PER RUSH

| GAME  | Score  |
|-------|--|
| 11.51 | Louisville vs. Cincinnati, 11-27-04<br>(31 for 357)      |
| 11.15 | East Carolina at Memphis, 11-3-07<br>(44 for 491)        |
| 10.26 | East Carolina vs. Wake Forest, 9-11-04<br>(23 for 236)   |
| 9.43  | UAB vs. Florida Atlantic, 11-7-09<br>(35 for 330)        |
| 8.54  | Houston vs. Louisiana-Lafayette, 9-18-99<br>(41 for 350) |

### SEASON

|      |  |
|------|--|
| 5.96 | UAB, 2009 (463 for 2,759 yards)        |
| 5.73 | Louisville, 2003 (518 for 2,966 yards) |
| 5.63 | Louisville, 2004 (534 for 3,005 yards) |
| 5.56 | Tulsa, 2008 (674 for 3,752 yards)      |
| 5.38 | Memphis, 2005 (597 for 3,215 yards)    |

## RUSHING TOUCHDOWNS

| GAME   | Score  |
|--|--|
| 9  | Southern Miss vs. UAB, 11-1-08                 |
| 7  | Houston vs. Texas Southern, 11-24-07           |
| 7  | UCF vs. Memphis, 9-22-07                       |
| 7  | Army vs. Louisville, 10-7-99                   |
| 7  | Southern Miss vs. Southwestern La.,<br>9-21-96 |
| 6  | 15 tied with                                   |
| <i>Most Recently:</i> Southern Miss vs. Houston,<br>11-20-10 |  |

### SEASON

|    |                  |
|----|------------------|
| 47 | Louisville, 2004 |
| 41 | UCF, 2007        |
| 40 | Tulsa, 2008      |
| 36 | UCF, 2010        |
| 35 | Louisville, 2003 |

## ALL-PURPOSE YARDS

| GAME  | Score  |
|-------|--|
| 1,013 | Tulsa vs. UTEP, 10-18-08 (470 pass, 321<br>rush, 211 KR, 21 PR)                    |
| 911   | Louisville vs. East Carolina, 11-14-98 (615<br>pass, 154 rush, 118 KR, 10 PR)      |
| 902   | Tulane vs. Southwestern Louisiana, 10-31-<br>98 (460 pass, 246 rush, 71 KR, 91 PR) |
| 880   | Louisville vs. Cincinnati, 10-3-98 (460 pass,<br>282 rush, 22 KR, 44 PR)           |
| 871   | Houston at Tulsa, 11-7-09 (524 pass, 173<br>rush, 165 KR, 9 PR)                    |
| 871   | Houston vs. Southern Miss, 10-31-09 (559<br>pass, 165 KR, 121 KR, 0 PR)            |

### SEASON

|       |   |
|-------|---|
| 9,757 | Tulsa, 2008<br>(4,226 pass, 3,752 rush, 1,577 KR, 202 PR)   |
| 9,583 | Houston, 2009<br>(6,072 pass, 1,815 rush, 1,555 KR, 141 PR) |
| 9,147 | Tulsa, 2007<br>(5,194 pass, 2,421 rush, 1,409 KR, 123 PR)   |
| 8,728 | Houston, 2008<br>(5,221 pass, 2,095 rush, 1,249 KR, 163 PR) |
| 7,966 | Tulsa, 2010<br>(3,753 pass, 2,820 rush, 1,097 KR, 296 PR)   |

### PASSING

#### ATTEMPTS

##### GAME

|    |   |
|----|---|
| 76 | Houston at UTEP, 10-3-09 (51 comp.)             |
| 75 | Houston at East Carolina, 12-5-09<br>(56 comp.) |
| 72 | Tulane at Louisville, 10-28-00 (43 comp.)       |
| 67 | Rice vs. Tulsa, 11-24-07 (40 comp.)             |
| 67 | Louisville at Cincinnati, 11-8-97 (33 comp.)    |

##### SEASON

|     |                                 |
|-----|---------------------------------|
| 747 | Houston, 2009 (525 comp.)       |
| 632 | East Carolina, 2010 (408 comp.) |
| 610 | Houston, 2008 (411 comp.)       |
| 564 | Tulsa, 2007 (336 comp.)         |
| 556 | Tulane, 1999 (326 comp.)        |

#### COMPLETIONS

##### GAME

|    |   |
|----|---|
| 56 | Houston at East Carolina, 12-5-09 (75 att.)     |
| 51 | Houston at UTEP, 10-3-09 (76 att.)              |
| 46 | Louisville at East Carolina, 11-14-98 (58 att.) |
| 44 | Houston vs. Southern Miss, 10-31-09 (54 att.)   |
| 43 | East Carolina vs. Navy, 11-6-10 (65 att.)       |
| 43 | Tulane at Louisville, 10-28-00 (72 att.)        |

##### SEASON

|     |                                |
|-----|--------------------------------|
| 525 | Houston, 2009 (747 att.)       |
| 411 | Houston, 2008 (610 att.)       |
| 408 | East Carolina, 2010 (632 att.) |
| 339 | Rice, 2008 (516 att.)          |
| 338 | Louisville, 1998 (515 att.)    |

#### COMPLETION PERCENTAGE

##### GAME (min. 15 att.)

|      |  |
|------|--|
| 94.7 | Tulane vs. Navy, 11-6-04<br>(18-of-19)                 |
| 88.9 | Houston at Memphis, 10-30-10<br>(24 of 27)             |
| 87.5 | Southern Miss at East Carolina, 10-10-96<br>(14-of-16) |
| 86.7 | Southern Miss vs. Tulane, 10-24-09<br>(13-of-15)       |
| 85.7 | SMU vs. Sam Houston State, 9-16-06<br>(18-of-21)       |

##### SEASON

|      |                               |
|------|-------------------------------|
| 71.3 | Louisville, 2004 (256 of 359) |
| 70.3 | Houston, 2009 (525 of 747)    |
| 67.8 | Tulane, 1998 (230 of 339)     |
| 67.4 | Houston, 2008 (411 of 610)    |
| 67.4 | Houston, 2006 (300 of 445)    |

#### PASSING YARDS

##### GAME

|     |  |
|-----|--|
| 615 | Louisville at East Carolina, 11-14-98 (46 of 58) |
| 578 | Houston vs. Memphis, 11-21-09 (42 of 55)         |
| 559 | Houston vs. Southern Miss, 10-31-09 (44 of 54)   |
| 541 | Rice vs. Tulsa, 11-24-07 (40 of 67)              |
| 536 | Houston at UTEP, 10-3-09 (51 of 76)              |
| 527 | Houston at East Carolina, 12-5-09 (56 of 75)     |
| 524 | Houston at Tulsa, 11-7-09 (40 of 60)             |
| 506 | Louisville vs. Memphis, 10-24-98 (32 of 49)      |

##### SEASON

|       |                               |
|-------|-------------------------------|
| 6,072 | Houston, 2009 (525 of 747)    |
| 5,221 | Houston, 2008 (411 of 610)    |
| 5,194 | Tulsa, 2007 (336 of 564)      |
| 4,498 | Louisville, 1998 (338 of 515) |
| 4,254 | Rice, 2008 (339 of 516)       |

#### YARDS PER ATTEMPT

##### SEASON

|      |                                      |
|------|--------------------------------------|
| 9.99 | Tulsa, 2008 (4,226 on 423 att.)      |
| 9.88 | Tulane, 1998 (3,352 on 339 att.)     |
| 9.65 | Louisville, 2004 (3,463 on 359 att.) |
| 9.21 | Tulsa, 2007 (5,194 on 564 att.)      |
| 8.74 | Houston, 2006 (3,889 on 445 att.)    |

#### YARDS PER COMPLETION

##### SEASON

|       |                                    |
|-------|------------------------------------|
| 15.65 | Tulsa, 2008 (4,226 on 270)         |
| 15.46 | Tulsa, 2007 (5,194 on 336)         |
| 15.44 | UAB, 2004 (3,073 on 199)           |
| 14.57 | Tulane, 1998 (3,352 on 230)        |
| 14.55 | East Carolina, 2000 (2,473 on 170) |

#### TOUCHDOWN PASSES

##### GAME

|   |  |
|---|--|
| 6 | Houston at Memphis (10-30-10)          |
| 6 | Houston vs. Texas State (9-4-10)       |
| 6 | Houston vs. Memphis (11-7-09)          |
| 6 | Houston vs. Tulsa (11-15-08)           |
| 6 | Rice vs. Southern Miss (10-18-08)      |
| 6 | Rice vs. North Texas (9-27-08)         |
| 6 | Tulsa vs. New Mexico (9-20-08)         |
| 6 | Tulsa at North Texas (9-6-08)          |
| 6 | Houston vs. Southern (8-30-08)         |
| 6 | Rice vs. SMU (8-29-08)                 |
| 6 | Tulsa vs. Bowling Green (1-6-08)       |
| 6 | Rice vs. UTEP (11-3-07)                |
| 6 | Tulane vs. UAB (10-23-04)              |
| 6 | Louisville at East Carolina (11-14-98) |
| 5 | 44 times                               |

*Most Recently:* Houston at East Carolina, 12-5-09

##### SEASON

|    |                          |
|----|--------------------------|
| 49 | Tulsa, 2007 (14 games)   |
| 48 | Rice, 2008 (13 games)    |
| 47 | Tulsa, 2008 (14 games)   |
| 47 | Houston, 2009 (14 games) |
| 45 | Houston, 2008 (13 games) |

#### INTERCEPTIONS THROWN

##### GAME

|   |                                     |
|---|-------------------------------------|
| 7 | Houston vs. South Florida, 11-23-02 |
| 6 | Houston vs. Air Force, 12-31-09     |
| 6 | Army vs. Southern Miss, 9-28-02     |
| 5 | Houston vs. Tulsa, 11-13-10         |
| 5 | Tulsa vs. East Carolina, 12-6-08    |
| 5 | SMU at Texas Tech, 9-13-08          |
| 5 | Rice vs. Troy, 12-22-06             |
| 5 | Memphis at East Carolina, 9-16-06   |
| 5 | Houston at UTEP, 9-16-05            |
| 5 | Houston vs. Louisville, 11-18-00    |
| 5 | Tulane at Syracuse, 10-2-99         |
| 5 | Tulane at Navy, 11-13-99            |

##### SEASON

|    |                                  |
|----|----------------------------------|
| 25 | SMU, 2008 (269 of 476)           |
| 25 | Army, 2003 (272 of 525)          |
| 25 | Tulane, 1999 (326 of 556)        |
| 23 | Cincinnati, 2002 (281 of 520)    |
| 22 | East Carolina, 2002 (200 of 410) |
| 22 | Houston, 2002 (184 of 357)       |

#### FEWEST INTERCEPTIONS

##### SEASON

|   |                                  |
|---|----------------------------------|
| 5 | Houston, 2006 (300 of 445)       |
| 5 | Louisville, 2004 (256 of 359)    |
| 6 | Southern Miss, 2009 (242 of 391) |
| 6 | Houston, 2004 (198 of 354)       |
| 6 | Memphis, 2001 (177 of 318)       |
| 6 | Tulane, 1998 (230 of 339)        |
| 7 | six tied with                    |

### SCORING

#### MOST POINTS

##### GAME

|    |   |
|----|---|
| 77 | Tulsa vs. UTEP (35), 10-18-08                       |
| 77 | Rice vs. North Texas (20), 9-27-08                  |
| 73 | Houston vs. Rice (14), 11-28-09                     |
| 72 | Tulane vs. Southwestern Louisiana (20),<br>10-31-98 |

|    |   |
|----|---|
| 70 | Houston vs. Tulsa (30), 11-15-08        |
| 70 | Southern Miss vs. UAB (14), 11-1-08     |
| 70 | Louisville vs. Cincinnati (7), 11-27-04 |
| 68 | Houston vs. Texas State (28), 9-4-10    |
| 66 | Louisville vs. Houston (45), 11-22-03   |
| 65 | Louisville at Houston (34), 11-20-04    |
| 64 | Tulsa vs. Rice (27), 11-6-10            |
| 64 | Tulane at Louisville (33), 10-11-97     |
| 63 | Several tied                            |

##### SEASON

|     |                  |
|-----|------------------|
| 661 | Tulsa, 2008      |
| 597 | Louisville, 2004 |
| 591 | Houston, 2009    |
| 576 | Tulsa, 2007      |
| 538 | Tulsa, 2010      |

#### MOST POINTS (two teams)

|     |   |
|-----|---|
| 117 | TCU (62) vs. Houston (55), 10-25-03                 |
| 114 | Tulane (59) vs. UAB (55), 10-23-04                  |
| 112 | Tulsa (77) vs. UTEP (35), 10-18-08                  |
| 111 | Louisville (66) vs. Houston (45), 11-22-03          |
| 111 | Army (59) vs. Louisville (52), 2 ot, 10-7-99        |
| 108 | Louisville (63) at East Carolina (45), 11-14-98     |
| 107 | Memphis (55) vs. SMU (52), 3 ot, 11-24-07           |
| 106 | Tulsa (56) vs. Southern Miss (50), 11-26-10         |
| 105 | Louisville (56) at Memphis (49), 11-4-04            |
| 105 | Houston (56) vs. Southern Miss (49), ot,<br>11-9-96 |

#### FEWEST POINTS SCORED (one team)

|   |   |
|---|---|
| 0 | Memphis (0) at Louisville (56), 10-9-10               |
| 0 | Tulane (0) at UCF (49), 11-21-09                      |
| 0 | Tulane (0) at LSU (42), 10-31-09                      |
| 0 | Tulsa (0) at Oklahoma (45), 9-19-09                   |
| 0 | UCF (0) vs. UAB (15), 11-29-08                        |
| 0 | UAB (0) at Georgia (34), 9-16-06                      |
| 0 | Army (0) vs. USF (28), 9-27-03                        |
| 0 | Army (0) vs. TCU (27), 10-4-03                        |
| 0 | Tulane (0) vs. Texas (49), 9-28-02                    |
| 0 | UAB (0) at Louisiana-Lafayette (34), 9-21-02          |
| 0 | Army (0) at Rutgers (44), 9-14-02                     |
| 0 | UAB (0) at Southern Miss (3), 9-29-01                 |
| 0 | Houston (0) at Texas (48), 9-23-00                    |
| 0 | Memphis (0) vs. Mississippi (3), 9-4-99               |
| 0 | Army (0) vs. Southern Miss (24), 10-16-99             |
| 0 | Cincinnati (0) vs. Miami (Ohio) (41), 10-24-98        |
| 0 | East Carolina (0) vs. South Carolina (20),<br>9-20-97 |
| 0 | East Carolina (0) at Syracuse (56), 10-4-97           |
| 0 | Houston (0) at Southern Miss (33), 11-15-97           |
| 0 | Memphis (0) at Southern Miss (16), 10-19-96           |
| 0 | Cincinnati (0) at Kansas State (35), 9-14-96          |
| 3 | 18 tied with  |

#### FEWEST POINTS SCORED (two teams)

|    |  |
|----|--|
| 3  | UAB (0) at Southern Miss (3), 9-29-01          |
| 3  | Memphis (0) vs. Mississippi (3), 9-4-99        |
| 9  | Louisville (7) vs. Colorado State (2), 10-4-01 |
| 9  | Southern Miss (6) vs. Houston (3), 10-28-00    |
| 15 | UAB (15) at UCF (0), 11-29-98                  |
| 16 | Memphis (6) vs. Mississippi (10), 9-5-05       |
|    | Southern Miss (16) vs. Memphis (0), 10-19-96   |

#### MOST TOUCHDOWNS

##### GAME

|    |   |
|----|---|
| 11 | Tulsa vs. UTEP, 10-18-08<br>(6 pass, 5 rush)            |
| 11 | Rice vs. North Texas, 9-27-08<br>(6 pass, 5 rush)       |
| 10 | Houston vs. Texas State, 9-4-10<br>(6 pass, 4 rush)     |
| 10 | Houston vs. Rice, 11-28-09<br>(5 pass, 5 rush)          |
| 10 | Houston vs. Tulsa, 11-15-08<br>(6 pass, 4 rush)         |
| 10 | Southern Miss vs. UAB, 11-1-08<br>(2 pass, 9 rush)      |
| 10 | Louisville vs. Cincinnati, 11-27-04<br>(6 pass, 4 rush) |
| 9  | 11 tied with  |

*Most Recently:* Rice vs. East Carolina, 11-20-10 (5 pass, 4 rush)

**SEASON**

|    |                             |
|----|-----------------------------|
| 90 | Tulsa, 2008 (14 games)      |
| 80 | Louisville, 2004 (12 games) |
| 79 | Tulsa, 2007 (14 games)      |
| 77 | Houston, 2009 (14 games)    |
| 74 | Rice, 2008 (13 games)       |

**KICKING****FIELD GOAL ATTEMPTS****GAME**

|   |  |
|---|--|
| 7   | UAB at Tennessee, 9-25-10 (2 made)       |
| 6   | Rice at North Texas, 9-11-10 (4 made)    |
| 6   | Southern Miss vs. UTEP, 10-4-08 (3 made) |
| 6   | UTEP vs. Houston, 9-16-05 (5 made)       |
| 6   | Memphis at UAB, 10-9-99 (5 made)         |
| 6   | Tulane at Louisville, 10-11-97 (5 made)  |
| 5   | 21 tied with                             |
| <i>Most Recently:</i> Southern Miss vs. East Carolina, 10-9-10 (5 made) |  |

**SEASON**

|    |                               |
|----|-------------------------------|
| 35 | East Carolina, 2008 (22 made) |
| 34 | UCF, 2005 (22 made)           |
| 34 | TCU, 2003 (28 made)           |
| 33 | Tulane, 2002 (20 made)        |
| 32 | East Carolina, 2009 (20 made) |
| 32 | Cincinnati, 2000 (29 made)    |

**FIELD GOALS MADE****GAME**

|   |   |
|---|---|
| 5   | Southern Miss vs. East Carolina, 10-9-10 (5 att.) |
| 5   | UAB vs. UCF, 11-29-08 (5 att.)                    |
| 5   | UTEP vs. SMU, 11-15-08 (5 att.)                   |
| 5   | UTEP vs. East Carolina, 10-13-07 (5 att.)         |
| 5   | UAB vs. Alcorn State, 9-22-07 (5 att.)            |
| 5   | UTEP vs. Houston, 9-16-05 (6 att.)                |
| 5   | TCU at Cincinnati, 9-2-02 (5 att.)                |
| 5   | Memphis at UAB, 10-9-99 (6 att.)                  |
| 5   | Tulane at Louisville, 10-11-97 (6 att.)           |
| 4   | 30 tied with                                      |
| <i>Most Recently:</i> Rice at North Texas, 9-11-10 (6 att.) |   |

**SEASON**

|    |                                |
|----|--------------------------------|
| 29 | Cincinnati, 2000 (11 games)    |
| 28 | TCU, 2003 (13 games)           |
| 26 | Southern Miss, 2010 (13 games) |
| 23 | Southern Miss, 2005 (12 games) |
| 23 | TCU, 2002 (12 games)           |
| 23 | Tulane, 1997 (11 games)        |

**FIELD GOAL PERCENTAGE****SEASON**

|       |                                |
|-------|--------------------------------|
| 100.0 | Memphis, 1998 (16 of 16)       |
| 93.8  | Tulane, 2001 (15 of 16)        |
| 92.9  | Tulsa, 2009 (13 of 14)         |
| 90.6  | Cincinnati, 2000 (29 of 32)    |
| 89.5  | East Carolina, 2005 (17 of 19) |

**PAT KICKS ATTEMPTED****GAME**

|   |   |
|---|---|
| 11  | Tulsa vs. UTEP, 10-18-08 (11 made)                    |
| 11  | Rice vs. North Texas, 9-27-08 (11 made)               |
| 10  | Houston vs. Texas State, 9-4-10 (8 made)              |
| 10  | Houston vs. Rice, 11-28-09 (10 made)                  |
| 10  | Houston vs. Tulsa, 11-15-08 (10 made)                 |
| 10  | Southern Miss vs. UAB, 11-1-08 (10 made)              |
| 10  | Louisville vs. Cincinnati, 11-27-04 (10 made)         |
| 10  | Tulane vs. Southwestern Louisiana, 10-31-98 (10 made) |
| 9   | nine tied with  |
| <i>Most Recently:</i> Rice vs. East Carolina, 11-20-10 (8 made) |   |

**SEASON**

|    |                  |
|----|------------------|
| 88 | Tulsa, 2008      |
| 77 | Louisville, 2004 |
| 76 | Tulsa, 2007      |
| 73 | Houston, 2009    |
| 73 | Rice, 2008       |

**PAT KICKS MADE****GAME**

|  |   |
|--|---|
| 11   | Tulsa vs. UTEP, 10-18-08 (11 att.)                    |
| 11   | Rice vs. North Texas, 9-27-08 (11 att.)               |
| 10   | Houston vs. Rice, 11-28-09 (10 att.)                  |
| 10   | Houston vs. Tulsa, 11-15-08 (10 att.)                 |
| 10   | Southern Miss vs. UAB, 11-1-08 (10 att.)              |
| 10   | Louisville vs. Cincinnati, 11-27-04 (10 att.)         |
| 10   | Tulane vs. Southwestern Louisiana, 10-31-98 (10 att.) |
| 9  | six tied with   |
| <i>Most Recently:</i> Tulsa vs. Rice, 10-4-08 (9 made) |   |

**SEASON**

|    |                  |
|----|------------------|
| 86 | Tulsa, 2008      |
| 77 | Louisville, 2004 |
| 73 | Rice, 2008       |
| 73 | Tulsa, 2007      |
| 68 | Tulane, 1998     |

**PAT KICKS PERCENTAGE****SEASON** (min. 30 made)

|       |                                |
|-------|--------------------------------|
| 100.0 | East Carolina, 2009 (44 of 44) |
| 100.0 | Marshall, 2009 (34 of 34)      |
| 100.0 | East Carolina, 2007 (50 of 50) |
| 100.0 | SMU, 2007 (43 of 43)           |
| 100.0 | Tulane, 2007 (34 of 34)        |
| 100.0 | East Carolina, 2006 (31 of 31) |
| 100.0 | UTEP, 2005 (42 of 42)          |
| 100.0 | UAB, 2005 (37 of 37)           |
| 100.0 | Memphis, 2005 (36 of 36)       |
| 100.0 | East Carolina, 2005 (30 of 30) |
| 100.0 | Louisville, 2004 (77 of 77)    |
| 100.0 | Houston, 2003 (56 of 56)       |
| 100.0 | TCU, 2003 (38 of 38)           |
| 100.0 | Southern Miss, 2002 (31 of 31) |
| 100.0 | Cincinnati, 2001 (36 of 36)    |
| 100.0 | Memphis, 2001 (36 of 36)       |
| 100.0 | UAB, 2001 (31 of 31)           |
| 100.0 | Southern Miss, 2001 (30 of 30) |
| 100.0 | Louisville, 2000 (45 of 45)    |
| 100.0 | Army, 1999 (27 of 27)          |
| 100.0 | Tulane, 1998 (68 of 68)        |

**TOTAL POINTS BY KICKING****SEASON**

|     |                                    |
|-----|------------------------------------|
| 133 | Southern Miss, 2010 (55 XP, 26 FG) |
| 125 | Houston, 2009 (65 XP, 20 FG)       |
| 124 | UCF, 2007 (58 XP, 22 FG)           |
| 122 | TCU, 2003 (38 XP, 28 FG)           |
| 119 | Tulsa, 2008 (86 XP, 11 FG)         |

**PUNTING****MOST PUNTS****GAME**

|    |   |
|----|---|
| 12 | UCF at Miami (Fla.) (10-11-08)          |
| 12 | Cincinnati vs. Louisville (10-26-96)    |
| 11 | UCF at USF (10-13-07)                   |
| 11 | Southern Miss vs. N.C. State (10-29-05) |
| 11 | Tulane vs. Mississippi State (9-17-05)  |
| 11 | East Carolina vs. N.C. State (11-27-04) |
| 11 | UAB at Memphis (10-27-01)               |
| 11 | TCU at Nebraska (8-25-01)               |
| 11 | Memphis at Southern Miss (9-30-00)      |
| 11 | Memphis vs. Mississippi (9-4-99)        |
| 11 | Tulane at East Carolina (10-23-99)      |
| 11 | Cincinnati at Boston College (9-27-97)  |

**SEASON**

|    |                                   |
|----|-----------------------------------|
| 90 | UCF, 2008 (3,560 yards)           |
| 84 | Army, 2003 (3,072 yards)          |
| 84 | Southern Miss, 2003 (3,360 yards) |
| 82 | East Carolina, 2007 (3,307 yards) |
| 82 | Memphis, 2000 (3,182 yards)       |

**YARDS PUNTED****GAME**

|     |  |
|-----|--|
| 510 | Cincinnati at Louisville, 10-26-96 (12 punts)    |
| 474 | Southern Miss at N.C. State, 10-29-05 (11 punts) |
| 493 | TCU at Nebraska, 8-25-01 (11 punts)              |
| 467 | UAB at Memphis, 10-27-01 (11 punts)              |
| 463 | UCF at USF, 10-13-07 (11 punts)                  |

**SEASON**

|       |                                |
|-------|--------------------------------|
| 3,560 | UCF, 2008 (90 punts)           |
| 3,416 | Memphis, 2010 (80 punts)       |
| 3,360 | Southern Miss, 2003 (84 punts) |
| 3,354 | Rice, 2009 (77 punts)          |
| 3,354 | Southern Miss, 2002 (81 punts) |

**PUNTING AVERAGE****SEASON**

|      |                                    |
|------|------------------------------------|
| 46.2 | Tulane, 1998 (42 for 1,940)        |
| 45.2 | East Carolina, 2009 (68 for 3,077) |
| 44.6 | Memphis, 2009 (65 for 2,896)       |
| 44.5 | Army, 1998 (48 for 2,137)          |
| 43.9 | East Carolina, 2008 (73 for 3,205) |

**PUNT RETURNS****MOST RETURNS****GAME**

|   |   |
|---|---|
| 9 | UAB vs. Louisiana-Lafayette, 9-30-00 (76 yards)               |
| 9 | Louisville at Illinois, 9-19-98 (39 yards)                    |
| 8 | Louisville vs. TCU, 11-10-04 (63 yards)                       |
| 8 | Louisville at Army, 9-21-02 (203 yards)                       |
| 8 | Southern Miss at Louisville, 10-16-01 (45 yards)              |
| 8 | Memphis at UAB, 10-9-99 (68 yards)                            |
| 8 | Southern Mess vs. Southwestern Louisiana, 9-26-98 (137 yards) |
| 8 | Cincinnati vs. Kentucky, 9-7-96 (68 yards)                    |

**SEASON**

|    |                              |
|----|------------------------------|
| 54 | Louisville, 2002 (716 yards) |
| 50 | USF, 2003 (495 yards)        |
| 49 | TCU, 2002 (443 yards)        |
| 47 | Louisville, 2004 (483 yards) |
| 46 | Louisville, 1996 (363 yards) |

**YARDS RETURNED****GAME**

|     |   |
|-----|---|
| 203 | Louisville at Army, 9-21-02 (8 returns)         |
| 168 | East Carolina vs. Houston, 11-11-00 (6 returns) |
| 154 | Louisville vs. Cincinnati, 11-27-04 (6 returns) |
| 148 | East Carolina vs. Memphis, 11-20-04 (6 returns) |
| 143 | Tulane vs. Hawai'i, 12-25-02 (5 returns)        |

**SEASON**

|     |                               |
|-----|-------------------------------|
| 716 | Louisville, 2002 (54 returns) |
| 582 | Cincinnati, 1997 (40 returns) |
| 495 | USF, 2003 (50 returns)        |
| 484 | Tulane, 2002 (28 returns)     |
| 483 | Louisville, 2004 (47 returns) |

**YARDS PER PUNT RETURN****GAME** (min. 3 returns)

|      |  |
|------|--|
| 33.3 | East Carolina vs. Cincinnati, 11-13-99 (4 for 133) |
| 32.3 | Cincinnati at Miami (Ohio), 10-25-97 (3 for 97)    |
| 32.3 | Houston vs. Southern Miss, 11-9-96 (3 for 97)      |
| 30.7 | Memphis vs. Cincinnati, 11-11-00 (3 for 92)        |
| 29.5 | Marshall at Memphis, 9-26-09 (4 for 118)           |

**SEASON**

|      |                           |
|------|---------------------------|
| 20.0 | UTEP, 2006 (13 for 260)   |
| 19.1 | UAB, 1999 (23 for 440)    |
| 17.3 | Tulane, 2002 (28 for 484) |
| 17.1 | Army, 2000 (17 for 290)   |
| 16.5 | UCF, 2005 (28 for 463)    |

**PUNT RETURN TOUCHDOWNS****GAME**

|   |                                     |
|---|-------------------------------------|
| 3   | Louisville vs. Cincinnati, 11-27-04 |
| 2   | Louisville at Army, 9-21-02         |
| 2   | UAB at Missouri, 9-4-99             |
| 2   | Cincinnati vs. Louisville, 11-8-97  |
| 1   | 60 tied with.                       |
| <i>Most Recently:</i> Marshall vs. Tulane, 11-27-10 |                                     |

**SEASON**

|   |                  |
|---|------------------|
| 4 | Louisville, 2002 |
| 4 | Cincinnati, 1997 |
| 3 | Louisville, 2004 |
| 3 | Army, 2000       |
| 2 | 12 tied with     |

**KICKOFF RETURNS****MOST RETURNS****GAME**

|    |   |
|----|---|
| 12 | East Carolina vs. Navy, 11-6-10 (198 yards) |
| 12 | UTEP vs. Tulsa, 10-18-08 (231 yards)        |
| 11 | Rice vs. Houston, 11-28-09 (236 yards)      |
| 11 | UTEP at East Carolina, 11-28-08 (199 yards) |
| 10 | eight tied with                             |

*Most Recently:* Tulane vs. UCF, 11-20-10 (174 yards)

**SEASON**

|    |                                   |
|----|-----------------------------------|
| 82 | East Carolina, 2010 (1,653 yards) |
| 79 | Army, 2002 (1,546 yards)          |
| 77 | Rice, 2010 (1,723 yards)          |
| 77 | Rice, 2009 (1,653 yards)          |
| 76 | Tulane, 2009 (1,486 yards)        |

**YARDS RETURNED****GAME**

|     |   |
|-----|---|
| 344 | Rice at Tulane, 11-13-10 (10 returns)               |
| 303 | East Carolina at Southern Miss, 10-9-10 (8 returns) |
| 297 | Army at Tulane, 11-13-04 (8 returns)                |
| 271 | UTEP at Arkansas, 11-13-10 (10 returns)             |
| 247 | Tulsa vs. East Carolina, 11-15-09 (8 returns)       |

**SEASON**

|       |                                  |
|-------|----------------------------------|
| 1,723 | Rice, 2010 (77 returns)          |
| 1,653 | East Carolina, 2010 (82 returns) |
| 1,653 | Rice, 2009 (77 returns)          |
| 1,586 | Southern Miss, 2009 (64 returns) |
| 1,577 | Tulsa, 2008 (64 returns)         |

**YARDS PER KICKOFF RETURN****GAME** (min. 3 per game)

|      |  |
|------|--|
| 59.3 | UCF at Tulane, 11-20-10 (3 for 178)                  |
| 48.5 | East Carolina vs. UCF, 10-6-07 (4 for 194)           |
| 48.3 | East Carolina at Southern Miss, 10-28-06 (3 for 145) |
| 47.5 | UCF vs. Samford, 9-5-09 (4 for 190)                  |
| 47.0 | Louisville vs. Kentucky, 9-1-02 (3 for 141)          |

**SEASON**

|      |                                  |
|------|----------------------------------|
| 28.2 | Southern Miss, 1997 (31 for 873) |
| 27.8 | UCF, 2010 (45 for 1,250)         |
| 26.1 | Louisville, 2000 (31 for 810)    |
| 25.6 | UTEP, 2010 (60 for 1,538)        |
| 25.3 | Southern Miss, 1996 (30 for 759) |

**INTERCEPTIONS****GAME**

|   |  |
|---|--|
| 6 | Southern Miss at Army, 9-28-02 (56 yards)        |
| 5 | Tulsa at Hawai'i, 12-24-10 (160 yards)           |
| 5 | Tulsa at Houston, 11-13-10 (35 yards)            |
| 5 | SMU vs. Stephen F. Austin, 9-5-09 (4 yards)      |
| 5 | East Carolina vs. Tulsa, 12-6-08 (117 yards)     |
| 5 | East Carolina vs. Memphis, 9-16-06 (155 yards)   |
| 5 | UTEP vs. Houston, 9-16-05 (44 yards)             |
| 5 | Louisville at Houston, 11-18-00 (19 yards)       |
| 5 | Memphis at Mississippi State, 8-30-97 (24 yards) |
| 5 | Tulane at Southwestern La., 11-1-97 (42 yards)   |
| 4 | 40 tied with                                     |

*Most Recently:* East Carolina vs. UCF, 9-26-09 (7 yards)

**SEASON**

|    |                                 |
|----|---------------------------------|
| 27 | Louisville, 2000 (328 yards)    |
| 26 | Tulane, 1997 (362 yards)        |
| 24 | Tulsa, 2010 (444 yards)         |
| 24 | UCF, 2007 (392 yards)           |
| 22 | East Carolina, 2008 (278 yards) |
| 22 | Tulsa, 2005 (171 yards)         |
| 22 | TCU, 2002 (237 yards)           |
| 22 | Tulane, 2002 (400 yards)        |

**INT YARDS RETURNED****GAME** (min. 2 returns)

|     |  |
|-----|--|
| 160 | Tulsa at Hawai'i, 12-24-10 (5 returns)         |
| 155 | East Carolina vs. Memphis, 9-16-06 (5 returns) |
| 143 | UAB at UTEP, 10-31-09 (2 returns)              |
| 125 | Rice at Southern Miss, 10-3-07 (4 returns)     |
| 123 | Cincinnati at Memphis, 10-17-98 (2 returns)    |

**SEASON**

|     |                           |
|-----|---------------------------|
| 444 | Tulsa, 2010 (24 returns)  |
| 422 | UTEP, 2007 (18 returns)   |
| 400 | Tulane, 2002 (22 returns) |
| 392 | UCF, 2007 (24 returns)    |
| 362 | Tulane, 1997 (26 returns) |

**YARDS PER RETURN****GAME** (min. 3 returns)

|      |   |
|------|---|
| 40.0 | Tulane vs. Marshall, 10-29-05 (3 for 120)         |
| 39.7 | Louisville at Kentucky, 9-4-99 (3 for 119)        |
| 37.0 | Rice vs. SMU, 8-29-08 (3 for 111)                 |
| 36.0 | Marshall vs. Tulane, 11-27-10 (3 for 108)         |
| 34.7 | Cincinnati at Boston College, 9-27-97 (3 for 104) |

**SEASON**

|      |                               |
|------|-------------------------------|
| 25.3 | Louisville, 1999 (13 for 329) |
| 24.0 | UAB, 2009 (11 for 264)        |
| 23.4 | UTEP, 2007 (18 for 422)       |
| 20.6 | UCF, 2010 (17 for 351)        |
| 20.4 | UAB, 2010 (9 for 184)         |

**INTERCEPTIONS FOR TOUCHDOWNS****GAME**

|   |  |
|---|--|
| 2 | Tulsa at Hawai'i (12-24-10)            |
| 2 | East Carolina at Tulsa (11-15-09)      |
| 2 | Rice vs. North Texas (9-27-08)         |
| 2 | Rice at SMU (11-10-07)                 |
| 2 | East Carolina vs. Memphis (9-16-06)    |
| 2 | Tulane vs. Marshall (10-29-05)         |
| 2 | Cincinnati at East Carolina (12-6-02)  |
| 2 | Louisville at Southern Miss (11-4-00)  |
| 2 | Cincinnati at Memphis (10-17-98)       |
| 2 | Cincinnati at Boston College (9-27-97) |
| 2 | East Carolina at Louisville (11-1-97)  |
| 1 | 129 tied with                          |

**SEASON**

|   |                     |
|---|---------------------|
| 5 | UCF, 2010           |
| 4 | Tulsa, 2010         |
| 4 | Rice, 2008          |
| 4 | Southern Miss, 2006 |
| 4 | Cincinnati, 2002    |
| 4 | Southern Miss, 2000 |
| 3 | UAB, 2009           |
| 3 | East Carolina, 2008 |
| 3 | USF, 2004           |
| 3 | Southern Miss, 2003 |
| 3 | Tulane, 2002        |
| 3 | Louisville, 2000    |
| 3 | Louisville, 1999    |
| 3 | Southern Miss, 1999 |
| 3 | East Carolina, 1997 |

**FUMBLES RECOVERED****GAME**

|   |                                   |
|---|-----------------------------------|
| 6 | TCU at Northwestern (9-7-02)      |
| 5 | Rice vs. UTEP (11-21-09)          |
| 5 | Houston vs. Rice (9-4-99)         |
| 5 | Memphis vs. Cincinnati (10-17-98) |
| 5 | Louisville vs. Baylor (9-14-96)   |
| 4 | 20 tied with                      |

*Most Recently:* UTEP vs. UCF, 9-27-08

**SEASON**

|    |                     |
|----|---------------------|
| 21 | Cincinnati, 2002    |
| 21 | Tulane, 2002        |
| 20 | TCU, 2002           |
| 19 | Houston, 2009       |
| 19 | Southern Miss, 2005 |
| 19 | Southern Miss, 2003 |

**TACKLES FOR LOSS****SEASON**

|     |                                 |
|-----|---------------------------------|
| 151 | TCU, 2002 (547 yards)           |
| 145 | Louisville, 1996 (742 yards)    |
| 123 | TCU, 2003 (454 yards)           |
| 119 | Tulane, 2002 (457 yards)        |
| 118 | Southern Miss, 1999 (431 yards) |

**SACKS****GAME**

|    |                                  |
|----|----------------------------------|
| 11 | Tulane vs. Florida A&M, 9-11-04  |
| 11 | Southern Miss at Tulane, 10-3-98 |
| 11 | Louisville vs. Memphis, 11-2-96  |
| 10 | TCU vs. Tulane, 11-9-02          |
| 10 | Louisville vs. Grambling, 9-9-00 |

**SEASON**

|    |                                 |
|----|---------------------------------|
| 52 | Southern Miss, 1998 (258 yards) |
| 50 | Louisville, 2000 (341 yards)    |
| 49 | Tulane, 2002 (343 yards)        |
| 46 | Louisville, 1996 (325 yards)    |
| 44 | TCU, 2002 (335 yards)           |

**SAFETIES****GAME**

|   |                               |
|---|-------------------------------|
| 2 | Memphis at Missouri (9-14-96) |
| 1 | 37 tied with                  |

**SEASON**

|   |                     |
|---|---------------------|
| 3 | Southern Miss, 2002 |
| 2 | UCF, 2007           |
| 2 | SMU, 2005           |
| 2 | Louisville, 2002    |
| 2 | TCU, 2002           |
| 2 | Memphis, 2001       |
| 2 | UAB, 1999           |
| 2 | Memphis, 1999       |
| 2 | Memphis, 1996       |
| 2 | Southern Miss, 1996 |

**TOTAL DEFENSE****FEWEST PLAYS ALLOWED****GAME**

|    |  |
|----|--|
| 41 | Cincinnati vs. Kent (9-4-99)           |
| 43 | TCU vs. North Texas (9-8-01)           |
| 44 | UCF vs. South Carolina State (8-30-08) |
| 46 | Cincinnati vs. Kansas (9-20-97)        |
| 47 | Houston at North Carolina (10-16-99)   |

**SEASON**

|     |                  |
|-----|------------------|
| 707 | TCU, 2001        |
| 716 | Marshall, 2005   |
| 719 | UAB, 2001        |
| 726 | UAB, 2006        |
| 733 | Cincinnati, 2004 |

**FEWEST YARDS ALLOWED****GAME**

|    |                                       |
|----|---------------------------------------|
| 53 | Cincinnati vs. Kansas (9-20-97)       |
| 60 | Louisville vs. Grambling (9-9-00)     |
| 85 | Southern Miss at Tulane (11-11-06)    |
| 89 | Tulsa vs. North Texas (9-16-06)       |
| 91 | UAB vs. Louisiana-Lafayette (9-30-00) |

**SEASON**

|       |                  |
|-------|------------------|
| 2,594 | Louisville, 1996 |
| 2,883 | TCU, 2002        |



2,925 UAB, 2001  
 2,954 Southern Miss, 2000  
 3,028 Memphis, 2000

## FIRST DOWNS ALLOWED

### FEWEST RUSHING ALLOWED

| GAME |  |
|------|--|
| 0    | East Carolina vs. Marshall (11-11-06)  |
| 1    | Southern Miss at Memphis (10-16-10)    |
| 1    | UCF vs. Tulane (11-21-09)              |
| 1    | UCF vs. South Carolina State (8-30-08) |
| 1    | Rice vs. SMU (8-29-08)                 |
| 1    | Houston vs. Texas Southern (11-24-07)  |
| 1    | Memphis vs. UTEP (11-29-06)            |
| 1    | UAB vs. UTEP (11-10-06)                |
| 1    | Marshall vs. Hofstra (9-9-06)          |
| 1    | UTEP at New Mexico State (9-3-05)      |
| 1    | Cincinnati vs. Marshall (12-23-04)     |
| 1    | TCU vs. Tulane (11-9-02)               |
| 1    | TCU at Louisville (10-19-02)           |
| 1    | Louisville at Army (9-21-02)           |
| 1    | UAB at Houston (11-17-01)              |
| 1    | UAB vs. Montana State (8-30-01)        |
| 1    | Southern Miss vs. Tulane (9-6-99)      |
| 1    | Cincinnati vs. Kansas (9-20-97)        |
| 1    | Tulane at Louisville (10-11-97)        |
| 1    | Southern Miss vs. Houston (11-15-97)   |
| 2    | 29 tied with                           |

### SEASON

46 TCU, 2002  
 51 UAB, 2001  
 52 Memphis, 2000  
 53 Cincinnati, 1997  
 59 Louisville, 1996

### FEWEST PASSING ALLOWED

| GAME |                                      |
|------|--------------------------------------|
| 0    | SMU vs. Navy (10-26-08)              |
| 0    | Houston vs. Air Force (9-13-08)      |
| 0    | Marshall at Memphis (11-26-05)       |
| 0    | Houston vs. Army (10-3-98)           |
| 0    | Tulane vs. Rice (9-13-97)            |
| 0    | Tulane vs. Army (10-4-97)            |
| 1    | Tulane vs. Army (10-9-10)            |
| 1    | East Carolina vs. Navy (9-2-06)      |
| 1    | Tulane vs. Navy (11-6-04)            |
| 1    | TCU at North Texas (9-1-01)          |
| 1    | Army vs. Navy (12-4-99)              |
| 1    | East Carolina vs. Ohio (9-19-98)     |
| 1    | Louisville vs. Cincinnati (10-26-96) |

### SEASON

76 Memphis, 1999  
 78 Memphis, 2000  
 80 Memphis, 1997  
 81 Southern Miss, 2000  
 82 Cincinnati, 1996

### FEWEST TOTAL ALLOWED

| GAME |  |
|------|--|
| 4    | Cincinnati vs. Kansas (9-20-97)        |
| 5    | UCF vs. South Carolina (8-30-08)       |
| 6    | Tulsa at New Mexico (9-12-09)          |
| 6    | Tulsa vs. North Texas (9-16-06)        |
| 6    | Cincinnati vs. Kent (9-4-99)           |
| 7    | UCF vs. Tulane (11-21-09)              |
| 7    | Southern Miss vs. Tulane (11-11-06)    |
| 7    | UTEP vs. SMU (10-7-06)                 |
| 7    | Marshall vs. SMU (10-1-05)             |
| 7    | TCU at North Texas (9-1-01)            |
| 7    | Memphis vs. Mississippi State (9-2-00) |
| 7    | Louisville vs. Cincinnati (10-26-96)   |

### SEASON

160 TCU, 2002  
 164 Southern Miss, 2000  
 167 Louisville, 1996  
 168 Memphis, 2000  
 171 UAB, 2001

## FEWEST RUSHES ALLOWED

### GAME

|    |   |
|----|---|
| 13 | Tulane vs. SMU, 9-25-08 (55 yards)              |
| 14 | Rice vs. Texas Tech, 9-12-09 (52 yards)         |
| 14 | Rice vs. SMU, 8-29-08 (11 yards)                |
| 14 | East Carolina vs. Marshall, 11-11-06 (35 yards) |
| 15 | UCF vs. Houston, 11-14-09 (46 yards)            |
| 15 | East Carolina vs. UTEP, 11-28-08 (57 yards)     |
| 15 | Tulane at Rice, 11-17-07 (23 yards)             |

### SEASON

333 UAB, 2001 (630 yards)  
 337 Cincinnati, 1997 (921 yards)  
 346 Memphis, 2000 (800 yards)  
 367 Southern Miss, 1997 (1,184 yards)  
 376 TCU, 2001 (1,032 yards)

## FEWEST YARDS PER RUSH

### GAME

|       |   |
|-------|---|
| -2.30 | TCU at Tulane, 11-9-02 (23 for -53)           |
| -2.00 | Cincinnati vs. Kansas, 9-20-97 (23 for -46)   |
| -1.88 | TCU vs. Louisville, 11-23-01 (25 for -47)     |
| -1.51 | Louisville vs. Grambling, 9-9-00 (37 for -56) |
| -1.45 | UCF vs. Marshall, 9-24-05 (16 for -11)        |

### SEASON

1.89 UAB, 2001 (333 for 630)  
 1.98 TCU, 2002 (393 for 778)  
 2.04 Louisville, 1996 (437 for 892)  
 2.22 Louisville, 2000 (395 for 879)  
 2.31 Memphis, 2000 (346 for 800)

## FEWEST PASSES ALLOWED

### GAME

|   |   |
|---|---|
| 0   | SMU vs. Navy, 10-25-08 (0 completions)        |
| 3   | Rice vs. Navy, 10-10-09 (2 completions)       |
| 3   | Tulane at Navy, 11-5-05 (1 completion)        |
| 3   | Tulane vs. Navy, 11-13-99 (2 completions)     |
| 3   | Houston vs. Army, 10-10-98 (1 completion)     |
| 3   | East Carolina at Ohio, 9-19-98 (1 completion) |
| 3   | Tulane vs. Rice, 9-13-97 (2 completions)      |
| 5   | six tied with                                 |
| <i>Most Recently:</i> Tulane at Army, 10-9-10 (3 completions) |   |

### SEASON

259 Tulane, 1999 (145 completions)  
 262 Tulane, 1996 (158 completions)  
 265 UAB, 2001 (128 completions)  
 267 Marshall, 2005 (150 completions)  
 273 East Carolina, 2004 (164 completions)

## FEWEST COMPLETIONS

### GAME

|   |  |
|---|--|
| 0 | SMU vs. Navy, 10-25-08 (0 attempts)              |
| 0 | Houston vs. Air Force, 9-13-08 (7 attempts)      |
| 1 | Marshall at Memphis, 11-26-05 (8 attempts)       |
| 1 | Tulane at Navy, 11-5-05 (3 attempts)             |
| 1 | Houston vs. Army, 10-10-98 (3 attempts)          |
| 1 | East Carolina at Ohio, 9-19-98 (3 attempts)      |
| 2 | SMU vs. Army, 12-31-10 (7 attempts)              |
| 2 | Rice vs. Navy, 10-10-09 (3 attempts)             |
| 2 | Memphis vs. Nicholls State, 9-20-08 (5 attempts) |
| 2 | East Carolina at Navy, 9-2-06 (6 attempts)       |
| 2 | Tulane vs. Navy, 11-13-99 (3 attempts)           |
| 2 | Tulane vs. Rice, 9-13-97 (3 attempts)            |
| 3 | seven tied with                                  |

### SEASON

128 UAB, 2001 (265 attempts)  
 131 Cincinnati, 1996 (311 attempts)  
 145 Tulane, 1999 (259 attempts)  
 150 Marshall, 2005 (267 attempts)  
 154 Houston, 1999 (329 attempts)

## LOWEST COMPLETION PERCENTAGE

### GAME (min. 10 att.)

|      |   |
|------|---|
| 14.3 | Louisville vs. USF, 10-22-04 (3 for 21)     |
| 20.0 | Houston vs. Rice, 9-4-99 (3 for 15)         |
| 21.4 | TCU vs. Colorado State, 12-31-02 (6 for 28) |
| 23.5 | Marshall vs. UCF, 11-15-08 (4 for 17)       |
| 23.5 | Tulane vs. Navy, 11-6-04 (4 for 17)         |
| 24.1 | UCF at Marshall, 11-15-08 (7 of 29)         |

### SEASON

42.1 Cincinnati, 1996 (131 of 311)  
 46.8 Southern Miss, 2002 (177 of 378)  
 46.8 Houston, 1999 (154 of 329)  
 48.3 UAB, 2001 (128 of 265)  
 48.2 Louisville, 1996 (158 of 328)

## SCORING DEFENSE

### FEWEST TOUCHDOWNS

#### SEASON

20 Memphis, 2000  
 20 Louisville, 1996  
 21 Southern Miss, 2001  
 21 Southern Miss, 2000  
 21 UAB, 2000  
 21 Southern Miss, 1999  
 21 Southern Miss, 1997

### FEWEST POINTS

#### GAME

|   |  |
|---|--|
| 0 | UCF (49) vs. Tulane (0), 11-21-09                        |
| 0 | UAB (15) vs. UCF (0), 11-29-08                           |
| 0 | TCU (27) vs. Army (0), 10-4-08                           |
| 0 | USF (28) vs. Army (0), 9-27-08                           |
| 0 | Southern Miss (3) vs. UAB (0), 9-29-01                   |
| 0 | East Carolina (38) at Duke (0), 9-2-00                   |
| 0 | Louisville (52) vs. Grambling (0), 9-9-00                |
| 0 | Memphis (28) vs. Louisiana-Monroe (0), 9-9-00            |
| 0 | Southern Miss (21) at Alabama (0), 9-16-00               |
| 0 | UAB (47) vs. Louisiana-Monroe (0), 10-2-99               |
| 0 | Houston (45) vs. Louisiana-Lafayette (0), 9-18-99        |
| 0 | Southern Miss (24) vs. Army (0), 10-16-99                |
| 0 | Southern Miss (48) vs. Louisiana-Lafayette (0), 11-13-99 |
| 0 | Tulane (41) vs. Army (0), 10-4-97                        |
| 0 | Tulane (56) vs. Southwestern La. (0), 11-1-97            |
| 0 | Southern Miss (33) vs. Houston (0), 11-15-97             |
| 0 | Southern Miss (16) vs. Memphis (0), 10-19-96             |
| 2 | Louisville (7) vs. Colorado State (2), 10-4-01           |
| 2 | UAB (47) vs. Louisiana-Lafayette (2), 9-30-00            |
| 3 | nine tied with   |

#### SEASON

172 Southern Miss, 1999  
 182 Southern Miss, 2000  
 182 Memphis, 1999  
 186 Southern Miss, 2001  
 192 UAB, 2000



|       |   |
|-------|---|
| 3,207 | Roydell Williams, Tulane, 2001-04 (215 catches)       |
| 3,115 | Sherrrod Gideon, Southern Miss, 1996-99 (193 catches) |
| 3,112 | Roddy White, UAB, 2001-04 (163 catches)               |
| 3,048 | Jajuan Dawson, Tulane, 1996-98 (236 catches)          |
| 3,001 | Dwayne Harris, East Carolina, 2007-10 (268 catches)   |
| 2,981 | Duke Calhoun, Memphis, 2006-09 (212 catches)          |
| 2,873 | Brandon Middleton, Houston, 1999-03 (137 catches)     |
| 2,830 | Ibn Green, Louisville, 1996-99 (217 catches)          |
| 2,810 | Orlando Iglesias, Houston, 1997-01 (222 catches)      |
| 2,807 | Jeremy Williams, Tulane, 2006-09 (197 catches)        |
| 2,755 | Patrick Edwards, Houston, 2008-10 (202 catches)       |
| 2,746 | Damaris Johnson, Tulsa, 2008-10 (188 catches)         |
| 2,657 | Kris Adams, UTEP, 2007-10 (144 catches)               |
| 2,619 | Cody Slate, Marshall, 2006-09 (199 catches)           |
| 2,619 | J.R. Russell, Louisville, 2001-04 (186 catches)       |

## TOUCHDOWN CATCHES

|     |   |
|-----|---|
| *60 | Jarett Dillard, Rice, 2005-08           |
| 35  | Roydell Williams, Tulane, 2001-04       |
| 33  | Ibn Green, Louisville, 1996-99          |
| 31  | Jajuan Dawson, Tulane, 1996-98          |
| 31  | Arnold Jackson, Louisville, 1997-00     |
| 30  | Kris Adams, UTEP, 2007-10               |
| 30  | Sherrrod Gideon, Southern Miss, 1996-99 |
| 34  | Emmanuel Sanders, SMU, 2006-09          |
| 28  | Charles Clay, Tulsa, 2007-10            |
| 27  | Trae Johnson, Tulsa, 2007-10            |
| 27  | Corey White, UAB, 2003-06               |
| 26  | Jeff Moturi, UTEP, 2006-09              |
| 26  | Vincent Marshall, Houston, 2003-06      |
| 26  | Roddy White, UAB, 2001-04               |
| 24  | DeAndre Brown, Southern Miss, 2008-10   |
| 24  | Brandon Middleton, Houston, 1999-03     |
| 24  | Adrian Burnette, Tulane, 1997-00        |
| 23  | Patrick Edwards, Houston, 2008-10       |
| 23  | Cody Slate, Marshall, 2006-09           |
| 22  | Carlos Singleton, Memphis, 2006-009     |
| 22  | Todd Pinkston, Southern Miss, 1996-99   |

\*NCAA Record

## ALL-PURPOSE YARDAGE CAREER

|        |   |
|--------|---|
| *7,796 | Damaris Johnson, Tulsa, 2008-10         |
| 7,573  | DeAngelo Williams, Memphis, 2002-05     |
| 6,993  | Chris Johnson, East Carolina, 2004-07   |
| 6,505  | Mewelde Moore, Tulane, 2000-03          |
| 6,380  | Dwayne Harris, East Carolina, 2007-10   |
| 6,253  | Damion Fletcher, Southern Miss, 2006-09 |
| 5,817  | Ketric Sanford, Houston, 1996-99        |
| 5,611  | Tyron Carrier, Houston, 2008-09         |
| 5,261  | Matt Forte, Tulane, 2004-07             |
| 5,123  | Kevin Smith, UCF, 2005-07               |
| 4,937  | Darius Marshall, Marshall, 2007-09      |
| 4,915  | Arnold Jackson, Louisville, 1997-00     |
| 4,596  | Emmanuel Sanders, SMU, 2006-09          |
| 4,459  | Zek Parker, Louisville, 1998-01         |
| 4,453  | Anthony Alridge, Houston, 2005-07       |

\*NCAA Record

## SCORING MOST POINTS

|     |  |
|-----|--|
| 369 | Stephen Gostkowski, Memphis, 2002-05 (70 FG, 159 PAT)  |
| 362 | DeAngelo Williams, Memphis, 2002-05 (60 TD, 1 2PT)     |
| 360 | Jarett Dillard, Rice, 2005-08 (60 TD)                  |
| 333 | Seth Marler, Tulane, 1999-02 (66 FG, 135 PAT)          |
| 316 | Jonathan Ruffin, Cincinnati, 1999-02 (62 FG, 129 PAT)  |
| 299 | Nick Browne, TCU, 2001-03 (65 FG, 104 PAT)             |
| 288 | Ben Hartman, East Carolina, 2006-09 (57 FG, 117 PAT)   |
| 288 | Nick Hayes, UAB, 2001-04 (57 FG, 117 PAT)              |
| 287 | Kevin Miller, East Carolina, 1999-02 (52 FG, 131 PAT)  |
| 278 | Damion Fletcher, Southern Miss, 2006-09 (46 TD, 1 2PT) |
| 278 | Jarod Tracy, Tulsa, 2006-08 (28 FG, 194 PAT)           |
| 276 | Kevin Smith, UCF, 2005-07 (46 TD)                      |
| 266 | Matt Forte, Tulane, 2004-07 (44 TD, 1 2PT)             |
| 264 | Chris Johnson, East Carolina, 2004-07 (44 TD)          |
| 260 | Matt Reagan, Memphis, 2006-09 (46 FG, 122 PAT)         |

## MOST TOUCHDOWNS

|    |  |
|----|--|
| 60 | Jarett Dillard, Rice, 2005-08              |
| 60 | DeAngelo Williams, Memphis, 2002-05        |
| 46 | Damion Fletcher, Southern Miss, 2006-09    |
| 46 | Kevin Smith, UCF, 2005-07                  |
| 44 | Chris Johnson, East Carolina, 2004-07      |
| 44 | Matt Forte, Tulane, 2004-07                |
| 41 | DeMarco McCleskey, Cincinnati, 1998, 00-02 |
| 39 | Tarrion Adams, Tulsa, 2005-08              |
| 38 | Charles Clay, Tulsa, 2007-10               |
| 36 | Mewelde Moore, Tulane, 2000-03             |
| 35 | Emmanuel Sanders, SMU, 2006-09             |
| 34 | Lonta Hobbs, TCU, 2002-04                  |

|    |   |
|----|---|
| 33 | Ibn Green, Louisville, 1996-99          |
| 32 | Bryce Beall, Houston, 2008-10           |
| 32 | Anthony Alridge, Houston, 2005-07       |
| 32 | Marcus Thomas, UTEP, 2005-07            |
| 32 | Derrick Nix, Southern Miss, 1998-00, 02 |
| 32 | Leonard Henry, East Carolina, 1998-01   |

## KICKING FIELD GOAL ATTEMPTS

|    |  |
|----|--|
| 92 | Stephen Gostkowski, Memphis, 2002-05 (70 made)   |
| 91 | Seth Marler, Tulane, 1999-02 (66 made)           |
| 88 | Ben Hartman, East Carolina, 2006-09 (57 made)    |
| 83 | Nick Browne, TCU, 2001-03 (65 made)              |
| 79 | Jonathan Ruffin, Cincinnati, 1999-02 (62 made)   |
| 78 | Darren McCaleb, Southern Miss, 2003-06 (64 made) |
| 74 | Nick Hayes, UAB, 2001-04 (57 made)               |
| 71 | Kevin Miller, East Carolina, 1999-02 (52 made)   |
| 67 | Ryan White, Memphis, 1998-01 (49 made)           |
| 66 | Ross Thevenot, Tulane, 2006-09 (40 made)         |
| 66 | Matt Reagan, Memphis, 2006-09 (46 made)          |
| 66 | Brad Palazzo, Tulane, 1996-98 (48 made)          |
| 64 | Swayze Waters, UAB, 2005-08 (50 made)            |
| 64 | Nate Smith, Louisville, 2000-03 (44 made)        |
| 55 | Dustin Bell, Houston, 2001-04 (39 made)          |

## FIELD GOALS MADE

|    |  |
|----|--|
| 70 | Stephen Gostkowski, Memphis, 2002-05 (92 att.)   |
| 66 | Seth Marler, Tulane, 1999-02 (91 att.)           |
| 65 | Nick Browne, TCU, 2001-03 (83 att.)              |
| 64 | Darren McCaleb, Southern Miss, 2003-06 (78 att.) |
| 62 | Jonathan Ruffin, Cincinnati, 1998-02 (79 att.)   |
| 57 | Ben Hartman, East Carolina, 2006-09 (88 att.)    |
| 57 | Nick Hayes, UAB, 2001-04 (74 att.)               |
| 52 | Kevin Miller, East Carolina, 1998-02 (71 att.)   |
| 50 | Swayze Waters, UAB, 2005-08 (64 att.)            |
| 49 | Ryan White, Memphis, 1998-01 (67 att.)           |
| 48 | Brad Palazzo, Tulane, 1996-98 (66 att.)          |
| 46 | Matt Reagan, Memphis, 2006-09 (66 att.)          |
| 44 | Nate Smith, Louisville, 2000-03 (64 att.)        |
| 40 | Ross Thevenot, Tulane, 2006-09 (66 att.)         |
| 39 | Dustin Bell, Houston, 2001-04 (55 att.)          |

## FIELD GOAL PERCENTAGE

|      |   |
|------|---|
| 89.6 | Matt Hogan, Houston, 2009-10 (26 of 29)           |
| 82.9 | Ryan White, Memphis, 1998-99 (29 of 35)           |
| 82.1 | Darren McCaleb, Southern Miss, 2003-06 (64 of 78) |
| 79.1 | Reagan Schneider, UTEP, 2005-06 (34 of 43)        |
| 78.9 | Danny Hrapmann, Southern Miss, 2009-10 (30 of 38) |
| 78.7 | Jose Martinez, UTEP, 2007-08 (37 of 47)           |
| 78.5 | Jonathan Ruffin, Cincinnati, 1999-02 (62 of 79)   |
| 78.3 | Nick Browne, TCU, 2001-03 (65 of 83)              |
| 78.1 | Swayze Waters, UAB, 2005-08 (50 of 64)            |
| 77.1 | Michael Torres, UCF, 2005-07 (37 of 48)           |
| 77.0 | Nick Hayes, UAB, 2001-04 (57 of 74)               |
| 76.5 | Brad Palazzo, Tulane, 1996-98 (48 of 66)          |
| 76.1 | Stephen Gostkowski, Memphis, 2002-05 (70 of 92)   |
| 75.6 | Jarod Tracy, Tulsa, 2006-08 (28 of 37)            |
| 75.0 | Kevin Fitzpatrick, Tulsa, 2008-10 (30 of 40)      |
| 75.0 | Sebastian Villareal, Houston, 1996-97 (27 of 36)  |

## PAT KICKS ATTEMPTED

|     |   |
|-----|---|
| 201 | Jarod Tracy, Tulsa, 2005-08 (194 made)            |
| 165 | Stephen Gostkowski, Memphis, 2002-05 (159 made)   |
| 155 | Clark Fangmeier, Rice, 2006-08 (154 made)         |
| 147 | Nate Smith, Louisville, 2000-03 (143 made)        |
| 144 | Darren McCaleb, Southern Miss, 2003-06 (138 made) |
| 143 | Seth Marler, Tulane, 1998-02 (135 made)           |
| 146 | Ben Bell, Houston, 2005-09 (139 made)             |
| 136 | Kevin Miller, East Carolina, 1999-02 (131 made)   |
| 134 | Jonathan Ruffin, Cincinnati, 1999-02 (129 made)   |
| 129 | Matt Reagan, Memphis, 2006-09 (122 made)          |
| 129 | Brad Palazzo, Tulane, 1996-98 (128 made)          |
| 121 | Nick Hayes, UAB, 2001-04 (117 made)               |
| 121 | Jon Hilbert, Louisville, 1996-99 (114 made)       |
| 119 | Ben Hartman, East Carolina, 2006-09 (117 made)    |
| 116 | Kevin Fitzpatrick, Tulsa, 2008-10 (113 made)      |

## PAT KICKS MADE

|     |   |
|-----|---|
| 194 | Jarod Tracy, Tulsa, 2005-08 (201 att.)            |
| 159 | Stephen Gostkowski, Memphis, 2002-05 (165 att.)   |
| 154 | Clark Fangmeier, Rice, 2006-08 (155 att.)         |
| 143 | Nate Smith, Louisville, 2000-03 (147 att.)        |
| 139 | Ben Bell, Houston, 2005-09 (146 att.)             |
| 138 | Darren McCaleb, Southern Miss, 2003-06 (144 att.) |
| 135 | Seth Marler, Tulane, 1999-02 (143 att.)           |
| 131 | Kevin Miller, East Carolina, 1999-02 (136 att.)   |
| 129 | Jonathan Ruffin, Cincinnati, 1999-02 (134 att.)   |
| 128 | Brad Palazzo, Tulane, 1996-98 (129 att.)          |
| 122 | Matt Reagan, Memphis, 2006-09 (129 att.)          |
| 117 | Ben Hartman, East Carolina, 2006-09 (119 att.)    |

|     |  |
|-----|--|
| 117 | Nick Hayes, UAB, 2001-04 (121 att.)          |
| 114 | Jon Hilbert, Louisville, 1996-99 (121 att.)  |
| 113 | Kevin Fitzpatrick, Tulsa, 2008-10 (116 att.) |

## PAT KICKS PERCENTAGE

|       |  |
|-------|--|
| 100.0 | Ryan White, Memphis, 1998-01 (110 of 110)        |
|       | Art Carmody, Louisville, 2004 (77 of 77)         |
| 100.0 | Ben Hartman, East Carolina, 2006-07 (59 of 59)   |
| 100.0 | Parker Mullins, UAB, 2003-05 (37 of 37)          |
| 100.0 | Wade Tydlacka, Louisville, 2000 (31 of 31)       |
| 100.0 | Robert Lee, East Carolina, 2003-05 (30 of 30)    |
| 99.4  | Clark Fangmeier, Rice, 2005-08 (154 of 155)      |
| 99.2  | Brad Palazzo, Tulane, 1996-98 (128 of 129)       |
| 98.7  | Michael Torres, UCF, 2006-07 (75 of 76)          |
| 98.2  | Michael Barbour, East Carolina, 2010 (56 of 57)  |
| 98.2  | Thomas Morstead, SMU, 2005-08 (106 of 108)       |
| 98.1  | Eric Richards, Cincinnati, 1996-97 (52 of 53)    |
| 98.3  | Ben Hartman, East Carolina, 2006-09 (117 of 119) |
| 97.2  | Nick Browne, TCU, 2001-03 (104 of 107)           |
| 97.2  | Nate Smith, Louisville, 2000-03 (143 of 147)     |

## POINTS SCORED BY KICKING

|     |   |
|-----|---|
| 369 | Stephen Gostkowski, Memphis, 2002-05 (70 FG, 159 PAT)   |
| 333 | Seth Marler, Tulane, 1999-02 (66 FG, 135 PAT)           |
| 316 | Jonathan Ruffin, Cincinnati, 1999-02 (62 FG, 129 PAT)   |
| 304 | Darren McCaleb, Southern Miss, 2003-06 (64 FG, 138 PAT) |
| 299 | Nick Browne, TCU, 2001-03 (65 FG, 104 PAT)              |
| 288 | Ben Hartman, East Carolina, 2006-09 (57 FG, 117 PAT)    |
| 288 | Nick Hayes, UAB, 2001-04 (57 FG, 117 PAT)               |
| 287 | Kevin Miller, East Carolina, 1999-02 (52 FG, 131 PAT)   |
| 278 | Jarod Tracy, Tulsa, 2006-08 (28 FG, 194 PAT)            |
| 275 | Nate Smith, Louisville, 2000-03 (44 FG, 143 PAT)        |
| 260 | Matt Reagan, Memphis, 2006-09 (46 FG, 122 PAT)          |
| 255 | Brad Palazzo, Tulane, 1996-98 (48 FG, 128 PAT)          |
| 248 | Ryan White, Memphis, 1998-01 (49 FG, 110 PAT)           |
| 241 | Ben Bell, Houston, 2005-09 (34 FG, 139 PAT)             |
| 226 | Dustin Bell, Houston, 2001-04 (39 FG, 109 PAT)          |

## PUNTING MOST PUNTS

|     |   |
|-----|---|
| 251 | Blake Clingan, UCF, 2007-10 (10,017 yards for 39.9 avg.)            |
| 237 | Ryan Dougherty, East Carolina, 2003-06 (10,112 yards for 42.7 avg.) |
| 235 | Parker Mullins, UAB, 2003-06 (9,434 yards for 40.1 avg.)            |
| 223 | Mark Haulman, Southern Miss, 1999-02 (9,308 yards for 41.7 avg.)    |
| 222 | Chris Beckman, Tulane, 2003-06 (9,421 yards for 42.4 avg.)          |
| 220 | Matt Dodge, East Carolina, 2007-09 (9,583 yards for 43.6 avg.)      |
| 214 | Adam Wulfeck, Cincinnati, 1998-01 (9,008 yards for 42.1 avg.)       |
| 204 | Kase Whitehead, Marshall, 2008-10 (8,036 yards for 39.3 avg.)       |
| 199 | Luke Johnson, Southern Miss, 2003-05 (8,503 yards for 42.7 avg.)    |
| 190 | Ross Stewart, UAB, 1999-02 (7,900 yards for 41.6 avg.)              |
| 186 | Jeremy Borseth, Louisville, 1996-98 (7,454 yards for 40.1 avg.)     |
| 182 | Jimmy McClary, Houston, 2001-03 (7,208 yards for 39.6 avg.)         |
| 178 | Casey Roussel, Tulane, 1999-01 (7,792 for 43.8)                     |
| 176 | Andrew Bayes, East Carolina, 1997-99 (7,822 yards for 44.4 avg.)    |
| 174 | Chet Ervin, Cincinnati, 2002-04 (6,814 for 39.2 avg.)               |

## YARDS PUNTED

|        |  |
|--------|--|
| 10,112 | Ryan Dougherty, East Carolina, 2003-06 (237 for 42.7 avg.) |
| 10,017 | Blake Clingan, UCF, 2007-10 (251 for 39.9 avg.)            |
| 9,583  | Matt Dodge, East Carolina, 2007-09 (220 for 43.6 avg.)     |
| 9,434  | Parker Mullins, UAB, 2003-06 (235 for 40.1 avg.)           |
| 9,421  | Chris Beckman, Tulane, 2003-06 (222 for 42.4 avg.)         |
| 9,308  | Mark Haulman, Southern Miss, 1999-02 (223 for 41.7 avg.)   |
| 9,008  | Adam Wulfeck, Cincinnati, 1998-00 (214 for 42.1 avg.)      |
| 8,503  | Luke Johnson, Southern Miss, 2003-05 (199 for 42.7 avg.)   |
| 7,900  | Ross Stewart, UAB, 1999-02 (190 for 41.6 avg.)             |
| 7,822  | Andrew Bayes, East Carolina, 1997-99 (176 for 44.4 avg.)   |
| 7,792  | Casey Roussel, Tulane, 1999-01 (178 for 43.8 avg.)         |
| 7,454  | Jeremy Borseth, Louisville, 1996-98 (186 for 40.1 avg.)    |
| 7,227  | Michael Such, Tulsa, 2007-10 (170 for 42.5 avg.)           |
| 7,208  | Jimmy McClary, Houston, 2001-03 (182 for 39.6 avg.)        |
| 7,201  | Thomas Morstead, SMU, 2006-08 (166 for 43.4 avg.)          |

## PUNTING AVERAGE

|      |   |
|------|---|
| 44.4 | Andrew Bayes, East Carolina, 1997-99 (176 for 7,822)    |
| 44.1 | Graham White, Army, 1998-99 (109 for 4,812)             |
| 43.5 | Chase Turner, Houston, 2007-09 (129 for 5,617)          |
| 44.0 | Michael Gibson, Memphis, 2005-06 (101 for 4,444)        |
| 43.8 | Casey Roussel, Tulane, 1999-01 (178 for 7,792)          |
| 43.7 | Jared Preston, East Carolina, 2001-02 (118 for 5,153)   |
| 43.6 | Matt Dodge, East Carolina, 2007-09 (220 for 9,583)      |
| 43.4 | Thomas Morstead, SMU, 2006-08 (166 for 7,201)           |
| 42.9 | Seth Marler, Tulane, 1999-02 (72 for 3,090)             |
| 42.7 | Kyle Martens, Rice, 2008-10 (152 for 6,487)             |
| 42.7 | Ryan Dougherty, East Carolina, 2003-06 (237 for 10,112) |
| 42.7 | Luke Johnson, Southern Miss, 2003-05 (199 for 8,503)    |
| 42.6 | Matt Dodge, East Carolina, 2007-08 (153 for 6,514)      |
| 42.4 | Swayze Waters, UAB, 2005-08 (124 for 5,255)             |
| 42.4 | Chris Beckman, Tulane, 2003-06 (222 for 9,421)          |
| 42.5 | Michael Such, Tulsa, 2008-10 (170 for 7,227)            |

## PUNT RETURNS MOST RETURNS

|     |   |
|-----|---|
| 100 | Arnold Jackson, Louisville, 1997-00 (972 yards)     |
| 96  | Joe Burnett, UCF, 2005-08 (1,304 yards)             |
| 81  | John Wilson, Tulane, 1997-00 (701 yards)            |
| 76  | Ryan Johnson, Memphis, 1999-01 (784 yards)          |
| 69  | Marvin Young, Southern Miss, 2001-04 (874 yards)    |
| 68  | Darron White, Memphis, 2001-04 (648 yards)          |
| 68  | Tinker Keck, Cincinnati, 1997-99 (804 yards)        |
| 57  | Terrance Copper, East Carolina, 2000-03 (522 yards) |
| 55  | Fred Smith, Tulane, 2003-04, 06-07 (563 yards)      |
| 53  | Keith Stokes, East Carolina, 1999-00 (820 yards)    |
| 51  | Dwayne Harris, East Carolina, 2007-10 (479 yards)   |
| 50  | Cory Rodgers, TCU, 2003-04 (535 yards)              |

## YARDS RETURNED

|       |  |
|-------|--|
| 1,304 | Joe Burnett, UCF, 2005-08 (96 returns)               |
| 972   | Arnold Jackson, Louisville, 1997-00 (100 returns)    |
| 874   | Marvin Young, Southern Miss, 2001-04 (69 returns)    |
| 820   | Keith Stokes, East Carolina, 1999-00 (53 returns)    |
| 804   | Tinker Keck, Cincinnati, 1997-99 (68 returns)        |
| 784   | Ryan Johnson, Memphis, 1999-01 (76 returns)          |
| 701   | John Wilson, Tulane, 1997-00 (81 returns)            |
| 648   | Darron White, Memphis, 2001-04 (68 returns)          |
| 597   | Lynaris Elpheage, Tulane, 2000-02 (48 returns)       |
| 571   | Damaris Johnson, Tulsa, 2008-10 (47 returns)         |
| 563   | Fred Smith, 2003-04, 06-07 (55 returns)              |
| 535   | Cory Rodgers, TCU, 2003-04 (50 returns)              |
| 522   | Terrance Copper, East Carolina, 2000-03 (57 returns) |
| 517   | Travis Williams, East Carolina, 2004-07 (39 returns) |
| 508   | Damien Dorsey, Louisville, 1999-02 (33 returns)      |

## YARDS PER RETURN

|      |   |
|------|---|
| 15.5 | Keith Stokes, East Carolina, 1999-00 (53 for 820)     |
| 15.4 | Damien Dorsey, Louisville, 1999-02 (33 for 508)       |
| 13.6 | Joe Burnett, UCF, 2005-08 (96-for-1,304)              |
| 13.2 | Travis Williams, East Carolina, 2004-06 (39 for 517)  |
| 12.7 | Marvin Young, Southern Miss, 2001-04 (69 for 874)     |
| 12.4 | Lynaris Elpheage, Tulane, 2000-02 (48 for 597)        |
| 12.1 | Damaris Johnson, Tulsa, 2008-10 (47 for 571)          |
| 11.8 | Tinker Keck, Cincinnati, 1997-99 (68 for 804)         |
| 11.1 | Kenneth Johnson, Southern Miss, 2000-01 (37 for 410)  |
| 11.0 | Willie Quinnie, UAB, 2001-02 (42 for 462)             |
| 10.7 | Cory Rodgers, TCU, 2003-04 (50 for 535)               |
| 10.6 | Marcellus Harris, East Carolina, 1997-99 (38 for 404) |
| 10.2 | Fred Smith, Tulane, 2003-04, 06-07 (55 for 563)       |

## PUNT RETURN TDS

|   |                                      |
|---|--------------------------------------|
| 4 | Tinker Keck, Cincinnati, 1997-99     |
| 3 | Joe Burnett, UCF, 2005-08            |
| 2 | Damaris Johnson, Tulsa, 2008-10      |
| 2 | Johnnie Lee Higgins, UTEP, 2005-06   |
| 2 | Aris Comeaux, Army, 1999-02          |
| 2 | Lynaris Elpheage, Tulane, 2000-02    |
| 2 | Keith Stokes, East Carolina, 1999-00 |
| 2 | Omari Thompson, Army, 1998-01        |
| 1 | 28 tied with                         |

## KICKOFF RETURNS MOST RETURNS

|     |   |
|-----|---|
| 134 | Damaris Johnson, Tulsa, 2008-10 (3,417 yards)       |
| 122 | Jessie Henderson, SMU, 2005-08 (2,945 yards)        |
| 115 | Chris Johnson, East Carolina, 2004-07 (2,715 yards) |
| 112 | Michael Grandberry, Memphis, 2005-08 (2,401 yards)  |
| 111 | Tyron Carrier, Houston, 2008-10 (2,761 yards)       |
| 103 | Zek Parker, Louisville, 1998-01 (2,558 yards)       |
| 102 | Dwayne Harris, East Carolina, 2007-10 (2,374 yards) |
| 96  | Frantrell Forrest, UAB, 2007-10 (2,076 yards)       |

|    |  |
|----|--|
| 91 | Broderick Clark, Louisville, 2002-04 (2,111 yards) |
| 90 | Jason Southall, UAB, 2001-04 (2,092 yards)         |
| 89 | William White, Army, 2000-03 (2,035 yards)         |
| 88 | John Eubanks, Southern Miss, 2002-05 (2,321 yards) |
| 84 | Fred Smith, Tulane, 2003-04, 06-07 (1,727 yards)   |
| 83 | Omari Thompson, Army, 1998-01 (1,827 yards)        |
| 71 | Darius Marshall, Marshall, 2207-09 (1,832 yards)   |

## YARDS RETURNED

|        |   |
|--------|---|
| *3,417 | Damaris Johnson, Tulsa, 2008-10 (134 returns)       |
| 2,945  | Jessie Henderson, SMU, 2005-08 (122 returns)        |
| 2,761  | Tyron Carrier, Houston, 2008-10 (111 returns)       |
| 2,715  | Chris Johnson, East Carolina, 2004-07 (115 returns) |
| 2,558  | Zek Parker, Louisville, 1998-01 (103 returns)       |
| 2,401  | Michael Grandberry, Memphis, 2005-08 (112 returns)  |
| 2,374  | Dwayne Harris, East Carolina, 2007-10 (102 returns) |
| 2,321  | John Eubanks, Southern Miss, 2002-05 (88 returns)   |
| 2,111  | Broderick Clark, Louisville, 2002-04 (91 returns)   |
| 2,092  | Jason Southall, UAB, 2001-04 (90 returns)           |
| 2,035  | William White, Army, 2000-03 (89 returns)           |
| 2,076  | Frantrell Forrest, UAB, 2007-10 (96 returns)        |
| 1,832  | Darius Marshall, Marshall, 2007-09 (71 returns)     |
| 1,827  | Omari Thompson, Army, 1998-01 (83 returns)          |
| 1,813  | Quincy McDuffie, UCF, 2009-10 (66 returns)          |

\*NCAA Record

## YARDS PER RETURN

|      |   |
|------|---|
| 276  | Marlon McClure, UTEP, 2009-10 (57 for 1,571)          |
| 275  | Quincy McDuffie, UCF, 2009-10 (66 for 1,813)          |
| 26.4 | John Eubanks, Southern Miss, 2002-05 (60 for 1,643)   |
| 25.8 | Darius Marshall, Marshall, 2007-09 (71 for 1,832)     |
| 25.5 | Damaris Johnson, Tulsa, 2008-10 (134 for 3,417)       |
| 25.1 | Ketric Sanford, Houston, 1996-99 (68 for 1,705)       |
| 24.9 | Tyron Carrier, Houston, 2008-10 (111 for 2,761)       |
| 24.8 | Zek Parker, Louisville, 1998-01 (103 for 2,558)       |
| 24.1 | Jessie Henderson, SMU, 2005-08 (122 for 2,945)        |
| 24.1 | Ricky Wilson, Houston, 2003-05 (41 for 990)           |
| 24.0 | Freddie Parham, Southern Miss, 2008-09 (66 for 1,581) |
| 23.6 | Chris Johnson, East Carolina, 2004-07 (115 for 2,715) |
| 23.6 | Sean Lucas, Tulane, 2003-06 (12 for 283)              |
| 23.3 | Dwayne Harris, East Carolina, 2007-10 (102 for 2,374) |
| 23.3 | Reggie Lindsey, UAB, 2003-05 (36 for 839)             |

## KICKOFF RETURN TDS

|   |                                       |
|---|---------------------------------------|
| 6 | Tyron Carrier, Houston, 2008-10       |
| 3 | Quincy McDuffie, UCF, 2009-10         |
| 3 | Dwayne Harris, East Carolina, 2007-10 |
| 3 | Zek Parker, Louisville, 1998-99       |
| 2 | Marlon McClure, UTEP, 2009-10         |
| 2 | Damaris Johnson, Tulsa, 2008-10       |
| 2 | Frantrell Forrest, UAB, 2007-10       |
| 2 | Joe Burnett, UCF, 2005-08             |
| 2 | Chris Johnson, East Carolina, 2004-07 |
| 2 | Jessie Henderson, SMU, 2005-08        |
| 2 | John Eubanks, Southern Miss, 2002-04  |
| 2 | Broderick Clark, Louisville, 2002-03  |
| 1 | 35 tied with                          |

## DEFENSE INTERCEPTIONS

|    |   |
|----|---|
| 18 | Anthony Floyd, Louisville, 1999-02 (227 yards)      |
| 16 | Joe Burnett, UCF, 2005-08 (262 yards)               |
| 15 | Kevin Sanders, UAB, 2005-08 (105 yards)             |
| 15 | Quentin Demps, UTEP, 2005-07 (331 yards)            |
| 14 | Sha'reff Rashad, UCF, 2005-08 (168 yards)           |
| 14 | Lynaris Elpheage, Tulane, 2000-02 (227 yards)       |
| 14 | Rashad Holman, Louisville, 1997-00 (99 yards)       |
| 13 | Eddie Hicks, Southern Miss, 2006-09 (175 yards)     |
| 13 | Will Gulley, Houston, 2002-06 (147 yards)           |
| 13 | Glenn Sumter, Memphis, 1999-01 (144 yards)          |
| 12 | Justin Wilson, Southern Miss, 2007-10 (35 yards)    |
| 12 | Johnell Neal, UCF, 2005-08 (247 yards)              |
| 12 | Brandon Sumrall, Southern Miss, 2004-07 (145 yards) |
| 12 | Blue Adams, Cincinnati, 1998, 00-02 (177 yards)     |
| 11 | Bryan McCann, SMU, 2006-09 (179 yards)              |
| 11 | Van Eskridge, East Carolina, 2006-09 (222 yards)    |
| 11 | Kerry Rhodes, Louisville, 2001-04 (116 yards)       |
| 11 | Etric Pruitt, Southern Miss, 2000-03 (144 yards)    |
| 11 | Jason Goss, TCU, 2001-02 (42 yards)                 |
| 11 | Leo Barnes, Southern Miss, 1997-00 (254 yards)      |

## INT YARDS RETURNED

|     |  |
|-----|--|
| 331 | Quentin Demps, UTEP, 2005-07 (15 int.)       |
| 262 | Joe Burnett, UCF, 2005-08 (16 int.)          |
| 254 | Leo Barnes, Southern Miss, 1997-00 (11 int.) |
| 247 | Johnell Neal, UCF, 2005-07 (12 int.)         |

|     |  |
|-----|--|
| 227 | Lynaris Elpheage, Tulane, 2000-02 (14 int.)    |
| 227 | Anthony Floyd, Louisville, 1999-02 (18 int.)   |
| 222 | Van Eskridge, East Carolina, 2006-09 (11 int.) |
| 191 | Bud Herring, Louisville, 1997-99 (6 int.)      |
| 183 | Loyce Means, Houston, 2007-10 (6 int.)         |
| 177 | Blue Adams, Cincinnati, 1998, 00-02 (12 int.)  |
| 175 | Eddie Hicks, Southern Miss, 2006-09 (13 int.)  |
| 175 | Sean Lucas, Tulane, 2002-05 (8 int.)           |
| 171 | Kasey Ross, East Carolina, 2003-06 (7 int.)    |
| 171 | Shawn Ferguson, Cincinnati, 1996-98 (4 int.)   |
| 168 | Sha'reff Rashad, UCF, 2005-08 (14 int.)        |

## INTERCEPTIONS RETURNED FOR TDS

|   |                                       |
|---|---------------------------------------|
| 4 | Leo Barnes, Southern Miss, 1997-00    |
| 3 | Shawn Ferguson, Cincinnati, 1997-99   |
| 2 | Emanuel Davis, East Carolina, 2008-10 |
| 2 | Andrew Sendejo, Rice, 2006-08         |
| 2 | Roy Roberts, Tulsa, 2005-08           |
| 2 | Johnell Neal, UCF, 2005-08            |
| 2 | Brandon King, Rice, 2005-07           |
| 2 | Quintin Demps, UTEP, 2005-07          |
| 2 | Jasper Faulk, Southern Miss, 2003-06  |
| 2 | Kasey Ross, East Carolina, 2003-06    |
| 2 | Michael Boley, Southern Miss, 2001-04 |
| 2 | Kerry Rhodes, Louisville, 2001-04     |
| 2 | Brian Hill, Army, 2000-03             |
| 2 | Blue Adams, Cincinnati, 1998, 00-02   |
| 2 | Zach Norton, Cincinnati, 2000-03      |
| 2 | Kelly Hardy, East Carolina, 1999-02   |
| 2 | Dewayne White, Louisville, 2000-02    |
| 2 | Lynaris Elpheage, Tulane, 2000-02     |
| 2 | Sean Lucas, Tulane, 2003-06           |
| 2 | Alphonso Roundtree, Tulane, 1996-98   |
| 2 | Lyle Weaver, Army, 1998-00            |

## TACKLES

|     |   |
|-----|---|
| 526 | Rod Davis, Southern Miss, 2000-03       |
| 460 | Pernell Griffin, East Carolina, 1998-01 |
| 437 | Anthony Cannon, Tulane, 2002-05         |
| 423 | Michael Boley, Southern Miss, 2001-04   |
| 420 | Mario Harvey, Marshall, 2007-10         |
| 417 | Kamal Shakir, Memphis, 1997-00          |
| 415 | Chris Moore, East Carolina, 2002-05     |
| 405 | Hanik Milligan, Houston, 2000-02        |
| 383 | T.J. Slaughter, Southern Miss, 1996-99  |
| 372 | Zac Woodfin, UAB, 2001-04               |
| 372 | Jeff Kerr, East Carolina, 1997-99       |
| 369 | Marcus McGraw, Houston, 2008-10         |
| 363 | Van Eskridge, East Carolina, 2006-09    |
| 362 | Etric Pruitt, Southern Miss, 2000-03    |
| 347 | Hassan Champion, Cincinnati, 1996-98    |

## TACKLES FOR LOSS

|      |  |
|------|--|
| 61   | Chris Moore, East Carolina, 2003-05    |
| 60.5 | Rod Davis, Southern Miss, 2000-03      |
| 59.5 | Michael Boley, Southern Miss, 2001-04  |
| 57.5 | Bruce Miller, UCF, 2007-10             |
| 57   | Wayne Rogers, Houston, 1997-00         |
| 56   | Antwan Peek, Cincinnati, 1999-02       |
| 56   | Bryan Thomas, UAB, 1998-01             |
| 56   | Adaluis Thomas, Southern Miss, 1996-99 |
| 55   | LaMarcus McDonald, TCU, 2001-02        |
| 54   | Dewayne White, Louisville, 2000-02     |
| 54   | T.J. Slaughter, Southern Miss, 1996-99 |
| 49.5 | Phillip Hunt, Houston, 2005-08         |
| 48   | Trent Cole, Cincinnati, 2002-04        |
| 48   | Kenan Blackmon, Tulane, 1999-02        |
| 47   | Cedric Scott, Southern Miss, 1997-00   |

## SACKS

|      |  |
|------|--|
| 37.5 | Dewayne White, Louisville, 2000-02       |
| 35.5 | Bruce Miller, UCF, 2007-10               |
| 34.5 | Adaluis Thomas, Southern Miss, 1996-99   |
| 34   | Phillip Hunt, Houston, 2005-08           |
| 31   | Michael Josiah, Louisville, 1999-01      |
| 30   | Bryan Thomas, UAB, 1999-01               |
| 28   | Michael Boley, Southern Miss, 2001-04    |
| 28   | Roderick Coleman, East Carolina, 1997-98 |
| 27   | C.J. Wilson, East Carolina, 2006-09      |
| 27   | Antwan Peek, Cincinnati, 1999-02         |
| 26   | Cedric Scott, Southern Miss, 1997-00     |
| 24.5 | Bo Schobel, TCU, 2001-03                 |
| 23   | Larry McSwain, UAB, 2004-05              |
| 23   | Marcus Jones, Louisville, 2001-04        |
| 22.5 | Andre Frazier, Cincinnati, 2001-04       |
| 22.5 | Kenan Blackmon, Tulane, 1999-02          |

# MISCELLANEOUS RECORDS

## EAST vs. WEST

|      |                 |
|------|-----------------|
| 2010 | East 10, West 9 |
| 2009 | East 13, West 6 |
| 2008 | West 10, East 9 |
| 2007 | East 14, West 5 |
| 2006 | West 13, East 6 |
| 2005 | East 12, West 7 |

## MOST WINS IN A SEASON

|    |                  |
|----|------------------|
| 12 | Tulane, 1998     |
| 11 | UCF, 2010        |
| 11 | Tulsa, 2008      |
| 11 | Louisville, 2004 |
| 11 | TCU, 2003        |
| 11 | Louisville, 2001 |

## MOST LOSSES IN A SEASON

|    |                     |
|----|---------------------|
| 13 | Army, 2003          |
| 11 | Memphis, 2010       |
| 11 | SMU, 2008           |
| 11 | SMU, 2007           |
| 11 | East Carolina, 2003 |
| 11 | Army, 2002          |
| 11 | Houston, 2001       |

## LONGEST OVERALL WINNING STREAK

|    |                                     |
|----|-------------------------------------|
| 13 | Tulane (Nov. 22, 1997-Sep. 6, 1999) |
| 12 | TCU (Nov. 30, 2002-Nov. 20, 2003)   |

## LONGEST OVERALL LOSING STREAK

|    |                                       |
|----|---------------------------------------|
| 19 | Army (Nov. 23, 2002-Oct. 9, 2004)     |
| 15 | Houston (Oct. 28, 2000-Aug. 31, 2002) |

## LONGEST C-USA GAMES WINNING STREAK

|    |  |
|----|--|
| 14 | Southern Miss (Oct. 10, 1998-Nov. 4, 2000) |
| 13 | Southern Miss (Nov. 30, 2002-Nov. 6, 2004) |

## LONGEST C-USA GAMES LOSING STREAK

|    |                                       |
|----|---------------------------------------|
| 17 | SMU (Nov. 25, 2006-Sept. 12, 2009)    |
| 14 | Houston (Oct. 28, 2000-Oct. 19, 2002) |

## MOST IMPROVED WON-LOST RECORD

|     |  |
|-----|--|
| 7   | UCF (0-11 in 2004; 8-5 in 2005)        |
| 6.5 | SMU (1-11 in 2008; 8-5 in 2009)        |
| 6.5 | Rice (3-9 in 2007; 10-3 in 2008)       |
| 6   | Louisville (1-10 in 1997; 7-5 in 1998) |
| 5.5 | Memphis (3-9 in 2002; 9-4 in 2003)     |

## MOST PLAYED SERIES

|    |   |
|----|---|
| 88 | Rice-SMU (SMU 47, Rice, 40, 1 tie)            |
| 61 | USM-MEM (Southern Miss 39, Memphis 21, 1 tie) |
| 37 | HOU-Rice (Houston 26, Rice 11)                |
| 36 | USM-ECU (Southern Miss 26, East Carolina 10)  |
| 36 | TUL-HOU (Houston 21, Tulane 15)               |

## LONGEST CURRENT SERIES WIN STREAK

|   |  |
|---|--|
| 8 | Houston over Tulane (dating to 2002)       |
| 6 | Southern Miss over Tulane (dating to 2002) |
| 6 | Tulsa over Tulane (dating to 2005)         |
| 6 | UCF over Marshall (dating to 2005)         |
| 6 | UCF over Memphis (dating to 2005)          |

## 300-YARD PASSING GAMES SEASON

|    |                                |      |
|----|--------------------------------|------|
| 14 | Paul Smith, Tulsa              | 2007 |
| 12 | Case Keenum, Houston           | 2009 |
| 12 | Case Keenum, Houston           | 2008 |
| 8  | Dominique Davis, East Carolina | 2010 |
| 8  | Chase Clement, Rice            | 2008 |
| 8  | Chris Redman, Louisville       | 1998 |
| 7  | Martin Hankins, Memphis        | 2007 |
| 7  | Chris Redman, Louisville       | 1999 |
| 7  | Patrick Ramsey, Tulane         | 1999 |

## CAREER

|    |                           |         |
|----|---------------------------|---------|
| 25 | Case Keenum, Houston      | 2007-09 |
| 23 | Chris Redman, Louisville  | 1996-99 |
| 17 | Kevin Kolb, Houston       | 2003-06 |
| 16 | Patrick Ramsey, Tulane    | 1998-01 |
| 15 | Paul Smith, Tulsa         | 2005-07 |
| 15 | Gino Guidugli, Cincinnati | 2001-03 |
| 13 | Chase Clement, Rice       | 2005-08 |
| 13 | Danny Wimprine, Memphis   | 2001-04 |

## 100-YARD RUSHING GAMES SEASON

|    |                                |      |
|----|--------------------------------|------|
| 11 | Kevin Smith, UCF               | 2007 |
| 10 | DeAngelo Williams, Memphis     | 2005 |
| 10 | DeAngelo Williams, Memphis     | 2004 |
| 10 | DeAngelo Williams, Memphis     | 2003 |
| 9  | Matt Forte', Tulane            | 2007 |
| 8  | Joe Webb, UAB                  | 2009 |
| 8  | Donald Buckram, UTEP           | 2009 |
| 8  | Anthony Alridge, Houston       | 2007 |
| 8  | Damion Fletcher, Southern Miss | 2007 |
| 8  | Joffrey Reynolds, Houston      | 2002 |
| 7  | nine tied with                 |      |

## CAREER

|    |                                |         |
|----|--------------------------------|---------|
| 34 | DeAngelo Williams, MEM         | 2002-04 |
| 22 | Kevin Smith, UCF               | 2005-07 |
| 22 | Mewelde Moore, Tulane          | 2000-03 |
| 20 | Damion Fletcher, Southern Miss | 2006-08 |
| 16 | Matt Forte', Tulane            | 2004-07 |
| 15 | Tarrion Adams, Tulsa           | 2005-08 |
| 15 | Joffrey Reynolds, Houston      | 1999-02 |
| 14 | Ketric Sanford, Houston        | 1996-99 |

## 100-YARD RECEIVING GAMES SEASON

|   |                            |      |
|---|----------------------------|------|
| 8 | Roddy White, UAB           | 2004 |
| 8 | Brandon Middleton, Houston | 2003 |
| 7 | Aldrick Robinson, SMU      | 2010 |
| 7 | James Casey, Rice          | 2008 |
| 7 | Arnold Jackson, Louisville | 1998 |
| 6 | Emmanuel Sanders, SMU      | 2009 |
| 6 | Damaris Johnson, Tulsa     | 2009 |
| 6 | Donnie Avery, Houston      | 2007 |
| 6 | Jarett Dillard, Rice       | 2006 |
| 6 | Johnnie Lee Higgins, UTEP  | 2006 |
| 6 | Garrett Mills, Tulsa       | 2005 |
| 6 | Brandon Marshall, UCF      | 2005 |
| 6 | Vincent Marshall, Houston  | 2004 |
| 6 | J.R. Russell, Louisville   | 2003 |
| 6 | Adrian Burnette, Tulane    | 2000 |
| 6 | JaJuan Dawson, Tulane      | 1999 |
| 6 | P.J. Franklin, Tulane      | 1998 |

## CAREER

|    |                               |         |
|----|-------------------------------|---------|
| 16 | Emmanuel Sanders, SMU         | 2006-09 |
| 15 | Jarett Dillard, Rice          | 2005-08 |
| 15 | Arnold Jackson, Louisville    | 1997-99 |
| 15 | JaJuan Dawson, Tulane         | 1996-99 |
| 14 | Aldrick Robinson, SMU         | 2007-10 |
| 13 | Roddy White, UAB              | 2001-04 |
| 13 | Brandon Middleton, Houston    | 1999-03 |
| 12 | Vincent Marshall, Houston     | 2003-05 |
| 12 | Roydell Williams, Tulane      | 2000-04 |
| 12 | Adrian Burnette, Tulane       | 1997-00 |
| 12 | Sherrod Gideon, Southern Miss | 1996-99 |

## 3,000-YARD PASSERS

|       |                      |      |
|-------|----------------------|------|
| 5,671 | Case Keenum, Houston | 2009 |
| 5,241 | Case Keenum, Houston | 2008 |
| 5,065 | Paul Smith, Tulsa    | 2007 |
| 4,119 | Chase Clement, Rice  | 2008 |
| 4,059 | David Johnson, Tulsa | 2008 |



|       |                                |      |
|-------|--------------------------------|------|
| 4,042 | Chris Redman, Louisville       | 1998 |
| 3,967 | Dominique Davis, East Carolina | 2010 |
| 3,828 | Kyle Padron, SMU               | 2010 |
| 3,809 | Kevin Kolb, Houston            | 2006 |
| 3,647 | Chris Redman, Louisville       | 1999 |
| 3,585 | Jordan Palmer, UTEP            | 2006 |
| 3,543 | Gino Guidugli, Cincinnati      | 2002 |
| 3,503 | Jordan Palmer, UTEP            | 2005 |
| 3,410 | Patrick Ramsey, Tulane         | 1999 |
| 3,377 | Chase Clement, Rice            | 2007 |
| 3,308 | Trevor Vittatoe, UTEP          | 2009 |
| 3,274 | Trevor Vittatoe, UTEP          | 2008 |
| 3,258 | Kevin Kolb, Houston            | 2005 |
| 3,220 | Martin Hankins, Memphis        | 2007 |
| 3,180 | Darrell Hackney, UAB           | 2005 |
| 3,174 | Danny Wimprine, Memphis        | 2003 |
| 3,149 | Bernard Morris, Marshall       | 2007 |
| 3,145 | Stefan LeFors, Louisville      | 2003 |
| 3,131 | Kevin Kolb, Houston            | 2003 |
| 3,128 | Austin Davis, Southern Miss    | 2008 |
| 3,103 | Austin Davis, Southern Miss    | 2010 |
| 3,101 | Trevor Vittatoe, UTEP          | 2007 |

### 1,000-YARD RUSHERS

|       |                                  |      |
|-------|----------------------------------|------|
| 2,567 | Kevin Smith, UCF                 | 2007 |
| 2,127 | Matt Forte', Tulane              | 2007 |
| 1,964 | DeAngelo Williams, Memphis       | 2005 |
| 1,948 | DeAngelo Williams, Memphis       | 2004 |
| 1,545 | Joffrey Reynolds, Houston        | 2002 |
| 1,597 | Anthony Alridge, Houston         | 2007 |
| 1,594 | Donald Buckram, UTEP             | 2009 |
| 1,586 | Damion Fletcher, Southern Miss   | 2007 |
| 1,523 | Tarrion Adams, Tulsa             | 2008 |
| 1,523 | Ahmad Bradshaw, Marshall         | 2006 |
| 1,494 | Zach Line, SMU                   | 2010 |
| 1,432 | Leonard Henry, East Carolina     | 2001 |
| 1,430 | DeAngelo Williams, Memphis       | 2003 |
| 1,427 | Joe Webb, UAB                    | 2009 |
| 1,423 | Chris Johnson, East Carolina     | 2007 |
| 1,421 | Mewelde Moore, Tulane            | 2001 |
| 1,388 | Damion Fletcher, Southern Miss   | 2006 |
| 1,357 | Andre Hall, USF                  | 2004 |
| 1,361 | DeMarco McCleskey, Cincinnati    | 2002 |
| 1,313 | Damion Fletcher, Southern Miss   | 2008 |
| 1,289 | Frank Moreau, Louisville         | 1999 |
| 1,269 | Carlton Jones, Army              | 2004 |
| 1,247 | Bryce Beall, Houston             | 2008 |
| 1,245 | Robert Cooper, Cincinnati        | 1999 |
| 1,239 | Curtis Steele, Memphis           | 2009 |
| 1,239 | Antowain Smith, Houston          | 1996 |
| 1,225 | Tarrion Adams, Tulsa             | 2007 |
| 1,223 | Curtis Steele, Memphis           | 2008 |
| 1,199 | Ketric Sanford, Houston          | 1999 |
| 1,194 | Derrick Nix, Southern Miss       | 2002 |
| 1,188 | Shawnbrey McNeal, SMU            | 2009 |
| 1,180 | Dominique Lindsay, East Carolina | 2009 |
| 1,180 | Derrick Nix, Southern Miss       | 1998 |
| 1,178 | Kevin Smith, UCF                 | 2005 |
| 1,166 | Marcus Thomas, UTEP              | 2007 |
| 1,157 | Michael Wallace, Army            | 2000 |
| 1,149 | Anthony Evans, Houston           | 2003 |
| 1,138 | Mewelde Moore, Tulane            | 2002 |
| 1,134 | Leroy Collins, Louisville        | 1998 |
| 1,131 | Darius Marshall, Marshall        | 2009 |

|       |                                |      |
|-------|--------------------------------|------|
| 1,128 | Marvin Townes, East Carolina   | 2003 |
| 1,109 | Brynn Harvey, UCF              | 2009 |
| 1,107 | Robert Merrill, TCU            | 2003 |
| 1,096 | Quentin Smith, Rice            | 2006 |
| 1,095 | Darius Marshall, Memphis       | 2008 |
| 1,059 | Gerard Arnold, Memphis         | 1998 |
| 1,054 | Derrick Nix, Southern Miss     | 1999 |
| 1,054 | Ketric Sanford, Houston        | 1998 |
| 1,045 | Harold Shaw, Southern Miss     | 1997 |
| 1,037 | Ryan Gilbert, Houston          | 2005 |
| 1,029 | Art Brown, East Carolina       | 2002 |
| 1,029 | Lonta Hobbs, TCU               | 2002 |
| 1,021 | Joe Webb, UAB                  | 2008 |
| 1,016 | Andre Anderson, Tulane         | 2009 |
| 1,015 | Damion Fletcher, Southern Miss | 2009 |
| 1,012 | Richard Hall, Cincinnati       | 2004 |

### 1,000-YARD RECEIVERS

|       |                                |      |
|-------|--------------------------------|------|
| 1,456 | Donnie Avery, Houston          | 2007 |
| 1,452 | Roddy White, UAB               | 2004 |
| 1,339 | Emmanuel Sanders, SMU          | 2009 |
| 1,329 | James Casey, Rice              | 2008 |
| 1,319 | Johnnie Lee Higgins, UTEP      | 2006 |
| 1,310 | Jarett Dillard, Rice           | 2008 |
| 1,301 | Aldrick Robinson, SMU          | 2010 |
| 1,250 | Brandon Middleton, Houston     | 2003 |
| 1,247 | Jarett Dillard, Rice           | 2006 |
| 1,244 | Brennan Marion, Tulsa          | 2007 |
| 1,235 | Garrett Mills, Tulsa           | 2005 |
| 1,214 | James Cleveland, Houston       | 2009 |
| 1,213 | J.R. Russell, Louisville       | 2003 |
| 1,209 | Arnold Jackson, Louisville     | 1999 |
| 1,195 | Brandon Marshall, UCF          | 2005 |
| 1,188 | Deion Branch, Louisville       | 2001 |
| 1,186 | Sherrod Gideon, Southern Miss  | 1998 |
| 1,178 | Mike Walker, UCF               | 2006 |
| 1,175 | Arnold Jackson, Louisville     | 1998 |
| 1,174 | P.J. Franklin, Tulane          | 1998 |
| 1,131 | Damaris Johnson, Tulsa         | 2009 |
| 1,117 | DeAndre Brown, Southern Miss   | 2008 |
| 1,116 | Lance Lewis, East Carolina     | 2010 |
| 1,114 | Jon Olinger, Cincinnati        | 2002 |
| 1,113 | Jeremy Williams, Tulane        | 2009 |
| 1,112 | Brennan Marion, Tulsa          | 2008 |
| 1,100 | Patrick Edwards, Houston       | 2010 |
| 1,095 | Adrian Burnette, Tulane        | 1999 |
| 1,088 | Trae Johnson, Tulsa            | 2007 |
| 1,075 | Adrian Burnette, Tulane        | 2000 |
| 1,070 | Kris Adams, UTEP               | 2010 |
| 1,060 | Cole Beasley, SMU              | 2010 |
| 1,057 | Jarett Dillard, Rice           | 2007 |
| 1,047 | Aldrick Robinson, SMU          | 2008 |
| 1,040 | Vincent Marshall, Houston      | 2004 |
| 1,036 | JaJuan Dawson, Tulane          | 1999 |
| 1,029 | Tyron Carrier, Houston         | 2009 |
| 1,028 | Hannibal Thomas, Cincinnati    | 2004 |
| 1,026 | Tyron Carrier, Houston         | 2008 |
| 1,024 | Charles Clay, Tulsa            | 2007 |
| 1,024 | Aundrae Allison, East Carolina | 2005 |
| 1,021 | Patrick Edwards, Houston       | 2009 |
| 1,016 | Deion Branch, Louisville       | 2000 |
| 1,012 | Reggie Harrell, TCU            | 2003 |
| 1,008 | Sherrod Gideon, Southern Miss  | 1997 |
| 1,006 | Roydell Williams, Tulane       | 2003 |

### C-USA TEAMS IN THE FINAL POLLS

**2010**  
UCF (21 AP, 20 ESPN/USA Today)  
Tulsa (24 AP)

**2009**  
East Carolina (received votes in Coaches Poll)  
Houston (received votes in Coaches Poll)  
SMU (received votes in Coaches Poll)

**2008**  
Tulsa (received votes in both polls)  
Rice (received votes in both polls)  
Houston (received votes in Coaches Poll)

**2007**  
Tulsa (received votes in both polls)  
UCF (received votes in Coaches Poll)

**2006**  
Houston (received votes in Coaches Poll)  
**2005**  
Tulsa (received votes in both polls)

**2004**  
Louisville (6 AP, 7 ESPN/USA Today)

**2003**  
TCU (25 AP, 24 ESPN/USA Today)  
**2002**  
TCU (23 AP, 22 ESPN/USA Today)

**2001**  
Louisville (17 AP, 16 ESPN/USA Today)  
**2000**  
Louisville, Southern Miss, East Carolina

(received votes in both polls)

**1999**  
Southern Miss (14 AP, 13 ESPN/USA Today)  
East Carolina (received votes in both polls)

**1998**  
Tulane (7 AP, 7 ESPN/USA Today)

**1997**  
Southern Miss (19 AP, 19 ESPN/USA Today)



UCF claimed its second C-USA title in four years with a 17-7 win over SMU in the 2010 Championship Game



Freshman QB Jeff Godfrey guided the Knights offense to victory by completing 15-of-19 passes for 167 yards

## 2010 - ORLANDO, FLA. (Bright House Networks Stadium)

UCF 17, SMU 7

**MVP: Latavius Murray, UCF**

Fueled by a two-touchdown performance by running back Latavius Murray, the UCF Knights earned a 17-7 win over SMU to claim the 2010 Conference USA Football Championship. The Knights claimed their second C-USA Championship title in the past four years. UCF also accepted the bid to compete in the 2010 AutoZone Liberty Bowl with the win.

Jeff Godfrey completed 15 of 19 passes for 167 yards, including a 5-yard TD throw to Murray to finish a long scoring drive in the opening quarter. Murray also scored his 10th rushing TD of the season, breaking a 36-yard run to make it 17-0 in the third quarter.

SMU (7-6), which was trying to win its first league championship since sharing the Southwest Conference crown in 1984, scored on Kyle Padron's 22-yard pass to Aldrick Robinson early in the fourth quarter. Padron was 18 of 34 for 220 yards passing, but he also was intercepted twice and sacked five times. He drove his team into UCF territory in the closing minutes, only to have the Knights stop the threat on downs with their final sack.

UCF won for the eighth time in nine games, including three in a row since a 31-21 loss to Southern Miss ended a brief stay in the Top 25.

The first national ranking in the

program's 30-year history lasted one week, yet accentuates just how far the Knights have come since going 0-11 in 2004 -- George O'Leary's first season, and the year before UCF joined Conference USA.

SMU's turnaround in three years under former NFL and Hawaii coach June Jones has been just as impressive. Finally showing signs of recovering from being hit with the NCAA death penalty for rules violations, the Mustangs are headed to bowl games in consecutive seasons for the first time since 1983 and 1984.

UCF set the tone for a dominating performance, marching 73 yards in 13 plays following the opening kickoff to take a 7-0 lead on Godfrey's short

TD throw to Murray. Nick Cattoi's 29-yard field goal made it 10-0 on the final play of the first half.

The Knights held the ball for more than 13 minutes of the first quarter, and the combined 10 points for the teams were the fewest scored in an opening half in the six-year history of the Conference USA Championship Game.

Murray's second touchdown finished an eight-play, 85-yard drive that extended UCF's lead to 17 heading into the fourth quarter.

The 6-foot-3, 221-pound running back was voted the game's most valuable player. He carried 22 times while sharing

the workload with Ronnie Weaver and Godfrey, one of the nation's top dual-threat quarterbacks.

Darius Johnson had nine receptions for 105 yards for SMU. Zach Line rushed for 94 yards on 18 attempts for the Mustangs.

|     |   |   |   |   |   |    |
|-----|---|---|---|---|---|----|
| SMU | 0 | 0 | 0 | 7 | - | 7  |
| UCF | 7 | 3 | 7 | 0 | - | 17 |

### Scoring Summary:

#### 1st Quarter

UCF - Latavius Murray 5 yd pass from Jeff Godfrey (Nick Cattoi kick); 7:32

#### 2nd quarter

UCF - Nick Cattoi 29 yd field goal; 0:00

#### 3rd Quarter

UCF - Latavius Murray 36 yd run (Nick Cattoi kick); 6:25

#### 4th Quarter

SMU - Aldrick Robinson 22 yd pass from Kyle Padron (Matt Szymanski kick); 9:15

### Individual Leaders

**Rushing:** SMU - Zach Line (18-94);

UCF - Latavius Murray (20-94)

**Passing:** SMU - Kyle Padron (18-34-2-1, 220 yards);

UCF - Jeff Godfrey (15-19-0-1, 167 yards)

**Receiving:** SMU - Darius Johnson (9-105);

UCF - Kamar Aiken (4-52)

**Tackles:** SMU - Chris Banjo (10-2-12);

UCF - Kemal Ishmael (4-4-8)





East Carolina became the first school to win back-to-back C-USA Football Championship games with a 38-32 victory over No. 18 Houston.



ECU's Dwayne Harris earned Most Valuable Player honors after catching nine passes for 123 yards and a touchdown.

## 2009 - GREENVILLE, N.C. (Dowdy-Ficklen Stadium)

**East Carolina 38, Houston 32**

**MVP: Dwayne Harris, East Carolina**

Dominique Lindsay and Giavanni Ruffin each ran for two touchdowns while East Carolina's defense hung in against Houston's powerful offense to help the Pirates beat the No. 18 Cougars 38-32 in the Conference USA championship game Saturday.

Dwayne Harris also had a big day with 123 yards receiving and a 22-yard touchdown catch. He also had a 69-yard kickoff return to set up East Carolina's first touchdown to earn MVP honors, helping the Pirates (9-4) beat the mistake-prone Cougars (10-3) for their second straight league title that will send them back to the Liberty Bowl.

East Carolina is the first team to win consecutive C-USA titles since the league went to divisional play in 2005.

Case Keenum had a big day for Houston, completing 56 of 75 passes for title game-record 527 yards and five touchdowns. Most of those went to James Cleveland, who had 19 catches for another game-record of 241 yards to go with three scores.

But while Houston had stretches where it easily moved the ball, the Cougars repeatedly cost themselves with the kind of mistakes that East Carolina needed to hang around. Keenum threw three interceptions, including one in the end zone and a second while under pressure that Van Eskridge returned 30 yards to Houston's 7 to set up Lindsay's score that gave East Carolina a 31-19 lead early in the fourth.

Houston also lost a fumble that East Carolina converted into a field goal, while Matt Hogan missed two extra-point attempts and had a third blocked late in the game.

Then, after the Cougars defense stopped Lindsay on a fourth-and-1 to get the ball back with 1:47 to play, Keenum lofted a ball deep for L.J. Castile in the end zone that bounced off the shoulder pad of defender Travis Simmons and ricocheted to Eskridge for a game-clinching interception with 42 seconds left.

The Pirates, meanwhile, turned in the kind of steady offensive performance they seemed unable to muster earlier this season.

Coach Skip Holtz had said his offense would have to do its part to help the

defense, whether it meant moving the chains to keep Keenum on the sideline or getting into the end zone. The Pirates did a little of all of that, with Patrick Pinkney throwing for 262 yards with no turnovers, Lindsay running for 75 yards and Ruffin running for 55 yards on seven carries.

The Cougars beat the Pirates 41-24 on the road last season, rolling up 621 yards in a dominating performance that left East Carolina's defense gasping for air. Keenum threw for 399 yards and three touchdowns in that game, but East Carolina had won seven straight home games against league opponents since, including last week's win against Southern Mississippi to clinch another East Division title and homefield advantage for the C-USA title game.

East Carolina got the clinching score when

Ruffin had a brilliant scoring run, patiently waiting for the hole to develop before sprinting free to the right side and leaping for the pylon on a 20-yard run that made it 38-26 with 6:39 to play. Keenum connected with Cleveland on the next drive to cut the deficit to 38-32 with 3:24 to play, but couldn't get the Cougars back to the end zone again.

|                      |          |           |           |           |          |           |
|----------------------|----------|-----------|-----------|-----------|----------|-----------|
| <b>Houston</b>       | <b>7</b> | <b>12</b> | <b>0</b>  | <b>13</b> | <b>-</b> | <b>32</b> |
| <b>East Carolina</b> | <b>7</b> | <b>7</b>  | <b>10</b> | <b>14</b> | <b>-</b> | <b>38</b> |

**Scoring Summary:**

**1st Quarter**

HOU - James Cleveland 57 yd pass from Case Keenum (Matt Hogan kick); 5:00

ECU - Dominique Lindsay 1 yd run (Ben Hartman kick); 1:27

**2nd quarter**

HOU - James Cleveland 4 yd pass from Case Keenum (Matt Hogan kick failed); 13:04

ECU - Giavani Ruffin 5 yd run (Ben Hartman kick); 4:21

HOU - Tyron Carrier 21 yd pass from Case Keenum (Matt Hogan kick failed); 0:25

**3rd Quarter**

ECU - Dwayne Harris 22 yd pass from Patrick Pinkney (Ben Hartman kick); 12:03

ECU - Ben Hartman 37 yd field goal; 3:29

**4th Quarter**

ECU - Dominique Lindsay 7 yd run (Ben Hartman kick); 13:27

HOU - L.J. Castile 6 yd pass from Case Keenum (Matt Hogan kick); 10:02

ECU - Giavani Ruffin 20 yd run (Ben Hartman kick); 6:39

HOU - James Cleveland 24 yd pass from Case Keenum (Matt Hogan kick blocked); 3:24

**Individual Leaders**

**Rushing:** HOU - Case Keenum (7-12); ECU - Dominique Lindsay (25-75)

**Passing:** HOU - Case Keenum (56-75-5-3, 527 yards); ECU - Patrick Pinkney (21-34-0-1, 262 yards)

**Receiving:** HOU - James Cleveland (19-241); ECU - Dwayne Harris (9-121)

**Tackles:** HOU - C.J. Cavness (4-11-15); ECU - Levin Neal (7-5-12)







East Carolina celebrates its first C-USA Football Championship and the school's first league title since 1976.



Most Valuable Player Travis Simmons had a 72-yard interception return for a touchdown in the first quarter.

## 2008 - TULSA, OKLA. (H.A. Chapman Stadium)

**East Carolina 27, Tulsa 24**

**MVP: Travis Simmons, East Carolina**

Patrick Pinkney had one last chance to hold up the family tradition and bring a conference championship back to East Carolina.

So he won this one for Dad.

Pinkney played mistake-free football, Ben Hartman kicked a 36-yard field goal with 1:43 remaining and East Carolina took advantage of seven turnovers to beat Tulsa 27-24 Saturday in the Conference USA championship game for its first league title in 32 years.

"He always joked about it, being the last team to win the conference championship," said Pinkney, whose father, Reggie, was a star defensive back on the Pirates' 1976 Southern Conference title team.

"I told him at the beginning of the year, 'We'll go get it this year.'"

While the Pirates (9-4) used the league's best defense to force David Johnson, the nation's top-rated passer, into a career-high five interceptions, Pinkney was solid throughout.

The senior threw for only 122 yards and one touchdown, but protected the ball all game long and routinely threw it away when there was nothing there. That put East Carolina in position for a final 12-play, 63-yard drive that chewed up 7 minutes and set up Hartman for the game-winner.

"We finished the game," Pinkney said. "We got that drive, Ben hit that kick and that sealed it for us."

The conference crown earned the Pirates a berth in the Liberty Bowl, which was offered to them on the field during the trophy presentation. Tulsa (10-3) will try to get its top-ranked offense back on track in time for its bowl game, most likely a second straight appearance in the GMAC Bowl - although coach Todd Graham said that wasn't a done deal yet.

The normally efficient Johnson had thrown only 13 interceptions in 12 games this season, but was off-target from the start. He threw an interception on the first play of the game as the Golden Hurricane came out going for the long

ball. It was a sign of things to come.

Pinkney responded by driving the Pirates 83 yards and throwing a 13-yard touchdown pass to fullback Kevin Gidrey off of play action.

The lead grew to 14-0 when Travis Simmons picked off another of Johnson's passes and returned 72 yards it down the left sideline for a score. It was the first time all season that Johnson threw interceptions on consecutive drives.

He also fumbled on Tulsa's opening drive of the second half, and Norman Whitley bolted 69 yards up the middle for a touchdown that put East Carolina up 24-17 - with all of its points coming off of Golden Hurricane turnovers.

Van Eskridge sealed the win with 63 seconds left when he picked off a pass intended for top receiver Brennan Marion, who had crumpled to the turf after apparently injuring his right knee. It was Eskridge's second interception of the game.

"They got a lot of pressure on the quarterback, and we didn't have a very good answer for the things that they were doing," Graham said. "They were putting stress on us, and we were turning the football over."

Tulsa, which leads the nation with a 579-yard average, was held to 399 yards. Johnson finished with 195 yards on 23-for-42 passing. It was only the third time this season he was held below 200 yards passing. His only touchdown pass was an 8-yarder to Jake Collums that tied the game at 24 with 8:57 left, before East Carolina's final march.

"It's definitely not all on Dave. We just fell short as a team, as an offense," said running back Tarrion Adams, who had a pair of 1-yard touchdown runs in a burst of 17 straight first-half points for Tulsa.

The Pirates won for the sixth time in seven games after a three-game losing streak wiped away the early BCS banter that followed their back-to-back upsets of Top 25 teams Virginia Tech and West Virginia.

"I thought this football team has had more

heart, they have faced more adversity and they have hung together through some very difficult times when there's not a lot of people that have believed in them," coach Skip Holtz said. "There's not a lot of people that gave them a chance in this football game."

At the end of the day, though, Pinkney was able to follow in the footsteps of his father - who set a school record in that 1976 season with 197 return yards off of his six interceptions.

Holtz, too, followed the winning ways of his pop, former Notre Dame coach Lou Holtz.

"It's big for our program. That's a long time for a conference championship," Pinkney said, before Holtz interjected.

"Are you trying to say your dad is old?" the coach asked.

And once again, the quarterback had the perfect answer: "He's got gray hair."



|                      |           |          |          |          |          |           |
|----------------------|-----------|----------|----------|----------|----------|-----------|
| <b>East Carolina</b> | <b>14</b> | <b>3</b> | <b>7</b> | <b>3</b> | <b>-</b> | <b>27</b> |
| <b>Tulsa</b>         | <b>10</b> | <b>7</b> | <b>0</b> | <b>7</b> | <b>-</b> | <b>24</b> |

**Scoring Summary:**

**1st Quarter**

ECU - Kevin Gidrey 13 yd pass from Pat Pinkney (Ben Hartman kick); 4:51

ECU - Travis Simmons 72 yd interception return (Ben Hartman kick); 6:59

TLS - Tarrion Adams 1 yd run (Jarod Tracy kick); 2:28

TLS - Jarod Tracy 37 yd field goal; 0:11

**2nd quarter**

TLS - Tarrion Adams 1 yd run (Jarod Tracy kick); 10:40

TLS - Ben Hartman 32 yd field goal; 4:46

**3rd Quarter**

ECU - Norman Whitley 69 yd run (Ben Hartman kick); 11:40

**4th Quarter**

TLS - Jacob Collums 8 yd pass from David Johnson (Jarod Tracy kick); 4:44

ECU - Ben Hartman 36 yd field goal; 1:43

**Individual Leaders**

**Rushing:** ECU - Whitley (14-104); TLS - Adams (28-120)

**Passing:** ECU - Pinkney (10-24-1-0, 122 yards); TLS - Johnson (23-42-1-5, 195 yards)

**Receiving:** ECU - Drew (3-28); TLS - Shelley (6-48)

**Tackles:** ECU - N. Johnson (6-7-13); TLS - C. Davis (5-5-10)



# 2007 - ORLANDO, FLA. (Bright House Networks)

UCF 44, Tulsa 25

**MVP: Kevin Smith, UCF**

UCF junior Kevin Smith had 284 yards and four touchdowns as UCF beat Tulsa 44-25 for the Conference USA championship. Smith led the Knights to victory in a rematch from the inaugural league championship game that saw Tulsa defeat UCF at the Citrus Bowl.

Smith's performance moved him into second place behind Barry Sanders on the NCAA's single-season rushing list, with one game remaining, UCF's Dec. 29 Liberty Bowl appearance.

As he had all year, the 6-foot-1, 211-pound junior downplayed his gaudy numbers.

"I'm expected to be back there and make the right cut at the right time," Smith said. "You can't run up the sideline without a hole. My guys gave it to me, and I tried not to let them down."

Then, perhaps his biggest understatement: "Coach gives me the ball a lot."

In the game, Smith also set the NCAA all-time single-season record in season rushing attempts with 415, 12 more than Marcus Allen had at USC in 1981. Allen had been ahead of Smith in season rushing yardage, but the junior passed him with a six-yard carry in the third quarter. Smith had 24 carries for 161 yards at halftime, and piled up even more with a 74-yard TD run in the fourth quarter.

"I have coached in the BCS, and I can guarantee you that he is as good as anybody in the country," Tulsa coach Todd Graham said. "No question about it."

It was the second time in three years the teams played for the conference championship. Tulsa (9-4, 6-3) won in 2005, but the Golden Hurricane's star quarterback Paul Smith made too many mistakes this time.

Paul Smith passed for 426 yards, his third 400-yard game this season, on 28 of 55 completions, but threw three interceptions. Two were in the second half, and each one happened inside or near the end zone.

"They play as well as anyone we've played --

physicality, speed, strength," Paul Smith said.

UCF led 31-23 at halftime, but couldn't stop Paul Smith early. The Golden Hurricane, the country's top offense with 548 yards a game, rolled up 376 yards and 13 first downs. The Knights let Smith slip out of several third-and-long situations with long completions over the middle, including a 29-yarder to Trae Johnson on third-and-12 that set up Tulsa's first score.

But the Knights clamped down in the second half, pressuring Smith into Tulsa's third-worst offensive outing of the season. UCF used the same blueprint when the teams met in the regular season, picking off four Smith passes in a 44-23 win.

"A lot of it is they've got some really, really explosive guys up front, and I think that's the key to their defense," Graham said.

Down 37-23, Tulsa stayed alive when Paul Smith found Brennan Marion for a 33-yard completion on fourth down to the Knights' 3-yard-line. Despite four chances at point-blank range, Tulsa couldn't score until it turned the ball over on downs and tackled UCF QB Kyle Israel for a safety.

Knights coach George O'Leary saved a touchdown in the second quarter after Paul Smith ran in an eight-yard draw. The Golden Hurricane lined up for the extra point, but O'Leary challenged, saying Tulsa had 12 players on the field. The review showed he was correct, and Tulsa came away without any points when Smith was intercepted by Johnell Neal at the 5-yard-line.

Cornerback Joe Burnett scored UCF's first TD on an 83-yard punt return. It was the school's first since the conference title game in 2005, when he ran one back 68 yards.

The real offense was coming from the Smiths. Tulsa's senior Paul turned in his 13th straight 300-yard game after never having one before this year.

Kevin Smith's four touchdowns gave him 30 on the season, fourth-best in history behind Sanders (39), Boise State's Brock Forsey (32) and



**Record-setting RB Kevin Smith was named MVP after compiling 284 rushing yards and scoring four touchdowns in UCF's win.**

Louisiana Tech's Troy Edwards (31).

Smith is now 180 yards behind Sanders, and averages 188 a game. After getting little recognition, the chase and Smith's nationally televised performance might nudge Heisman Trophy voters who held onto their ballots to push him higher.

"Kevin's been special every game, I think from the first to the twelfth, and hopefully people recognize that," O'Leary said. "I think this game went out over the nation, and they saw a guy that comes out and plays like he's supposed to play."

|       |    |    |   |   |   |    |
|-------|----|----|---|---|---|----|
| Tulsa | 13 | 10 | 0 | 2 | - | 25 |
| UCF   | 10 | 21 | 6 | 7 | - | 44 |

**Scoring Summary:**

**1st Quarter**

- UCF - Michael Torres 28 yd field goal; 10:45
- UCF - Joe Burnett 83 yd punt return (Michael Torres kick); 7:52
- TLS - Charles Clay 22 yd pass from Paul Smith (Jarod Tracy kick); 4:58
- TLS - Jake Collums 8 yd pass from Paul Smith (Jarod Tracy kick failed); 1:56

**2nd quarter**

- UCF - Kevin Smith 3 yd run (Michael Torres kick); 13:18
- UCF - Kevin Smith 46 yd run (Michael Torres kick); 10:03
- TLS - Trae Johnson 27 yd pass from Paul Smith (Jarod Tracy kick); 7:38
- UCF - Kevin Smith 4 yd run (Michael Torres kick); 4:07
- TLS - Jarod Tracy 32 yd field goal; 1:38

**3rd Quarter**

- UCF - Michael Torres 21 yd field goal; 4:01
- UCF - Michael Torres 45 yd field goal; 0:03

**4th Quarter**

- TLS - Team safety; 10:56
- UCF - Kevin Smith 74 yd run (Michael Torres kick); 7:12

**Individual Leaders**

- Rushing:** TLS - Adams (18-41); UCF - K. Smith (39-284)
- Passing:** TLS - P. Smith (28-55-3-3, 426 yards); UCF - Israel (6-13-0-0, 128 yards)
- Receiving:** TLS - Marion (7-96); UCF - Ross (3-63)
- Tackles:** TLS - Chamberlain (9-0-9); UCF - C. Henderson (9-2-11)



**The Knights celebrate their first conference championship game crown after defeating Tulsa.**



Houston celebrates its C-USA Football Championship since winning the league's inaugural title in 1996.



The University of Houston established a new Robertson Stadium record crowd for the 2006 C-USA Championship Game.

## 2006 - HOUSTON, TEXAS (Robertson Stadium)

**Houston 34, Southern Miss 20**

**MVP: Vincent Marshall, Houston**

Kevin Kolb threw two touchdown passes to Biren Ealy and ran for another score to lead Houston to a 34-20 win over Southern Miss in the second annual Conference USA championship game Friday night.

"A lot of people doubted us and said it couldn't be done," said Kolb, who completed 19-for-31 passes for 258 yards and two touchdowns. "It was done tonight and hopefully, for the program, it will continue to be done."

The Cougars (10-3) won their first C-USA title in 1996, but went 37-66 over the next nine seasons. Houston hired Art Briles in 2003 and he lured Kolb, the quarterback Briles coached in high school.

On Friday, Kolb became the conference's all-time passing leader, leapfrogging Louisville quarterback Chris Redman. Kolb, who made his 49th career start, now has 12,578 passing yards.

Kolb also had a 46-yard touchdown run in the third quarter that gave the Cougars the lead for good. His two TD passes moved him into second place on the league's career list, two behind Redman's record of 84.

After the game, Kolb only wanted to talk about the championship.

"I've been telling people since the beginning of the year that that's all that matters and that's the truth," he said. "This means a lot more to me than any records."

Vincent Marshall, Houston's career receiving leader, caught eight passes for 100 yards and had a touchdown run on a lateral for

the Cougars. Marshall, a senior, was named the game's Most Valuable Player. He finished with 224 all-purpose yards - 100 receiving, 18 on his first career pass, 22 on the TD run and 102 on three kickoff returns.

"The only thing I was thinking about was all the hard work we've put into this," Marshall said.

"It's very gratifying," Briles said. "We've battled our tails off now for four years and got this thing where it needs to be."

Jeremy Young had a touchdown run and threw a TD pass to Chris Johnson to lead the Golden Eagles (8-5), who will play Ohio in the GMAC Bowl.

"Our guys played hard and I am proud of our football team for getting to this game," said Eagles coach Jeff Bower.

"We certainly would have liked to have won it, but I'm proud of them for what they've done this year."

The Cougars trailed 17-13 at halftime, but came from behind to win for the sixth straight game.

Early in the third quarter, Kolb faked a handoff to Battle and sprinted for a touchdown, the longest run of his career.

Kolb, Conference USA's career leader in total offense, went 6-for-6 on Houston's next drive and found Ealy for a 33-yard touchdown with 2:52 left in the third quarter.

While Kolb hit his stride after a sluggish first half, Houston's defense held Southern Miss to 46 yards and two first downs in the third quarter.

Darren McCaleb kicked a 31-yard field goal midway through the fourth quarter to cut

Houston's lead to 27-20.

But Kolb drove the Cougars to the Southern Miss 32, then lofted a TD pass to Ealy down the sideline with 4:25 left. After the touchdown, Kolb jogged to the sideline and high-fived quarterbacks coach Philip Montgomery.

The game drew 31,818, the largest crowd in the history of Robertson Stadium, which was built in the 1940s and expanded in 1999.

Southern Miss freshman Damion Fletcher, the league's second-leading rusher, finished with 90 yards, 13 below his average.

|                      |           |          |           |          |          |           |
|----------------------|-----------|----------|-----------|----------|----------|-----------|
| <b>Southern Miss</b> | <b>10</b> | <b>7</b> | <b>0</b>  | <b>3</b> | <b>-</b> | <b>20</b> |
| <b>Houston</b>       | <b>7</b>  | <b>6</b> | <b>14</b> | <b>7</b> | <b>-</b> | <b>34</b> |

### Scoring Summary:

#### 1st Quarter

USM - Darren McCaleb 30 yd field goal; 10:35  
 HOU - Vincent Marshall 22 yd run (Ben Bell kick); 2:54

USM - Jeremy Young 8 yd run (Darren McCaleb kick); 0:35

#### 2nd Quarter

HOU - Jackie Battle 6 yd run (Jordan Brown rush failed); 10:01

USM - Chris Johnson 8 yd pass from Jeremy Young (Darren McCaleb kick); 1:36

#### 3rd Quarter

HOU - Kevin Kolb 46 yd run (Ben Bell kick); 9:41  
 HOU - Biren Ealy 33 yd pass from Kevin Kolb (Ben Bell kick); 2:52

#### 4th Quarter

USM - Darren McCaleb 31 yd field goal; 8:24  
 HOU - Biren Ealy 32 yd pass from Kevin Kolb (Ben Bell kick); 4:25

### Individual Leaders

**Rushing:** HOU - Kolb (5-57); USM - Fletcher (15-90)

**Passing:** HOU - Kolb (19-31-2-0, 258 yards); USM - Young (17-32-1-0, 186 yards)

**Receiving:** HOU - Marshall (8-100); USM - Nelson (2-66)

**Tackles:** HOU - Miller (5-7-12); USM - McRath (8-7-15)



# 2005 - ORLANDO, FLA. (Citrus Bowl)

**Tulsa 44, UCF 27**

**MVP: Garrett Mills, Tulsa**

Tarrion Adams had three touchdowns, two of them rushing, and Tulsa's defense shut UCF out in the second half as the Golden Hurricane claimed their first league title in 20 years with a 44-27 victory in the inaugural Conference USA championship game before 51,978 at the Florida Citrus Bowl.

Adams had a 15-yard touchdown catch and a 6-yard scoring run in the first quarter - then sealed the win with a 25-yard run with 6:17 left in the third as Tulsa won for the sixth time in its last seven games. The Golden Hurricane's last league crown came in 1985, when Tulsa won the Missouri Valley Conference.

Paul Smith completed 13 of 20 passes for 205 yards and two scores for Tulsa, which held UCF to 55 yards in the second half. Uril Parrish had 100 yards and a touchdown for the Golden Hurricane, and Adams finished with 81 rushing yards.

Tulsa's Garrett Mills had eight catches for 152 yards - giving him 1,183 for the year, a new NCAA record for most receiving yards by a tight end in a season. Brigham Young's Chris Smith had 1,156 in 1990.

Kevin Smith ran for 108 yards and a touchdown for UCF, which snapped a 17-game losing streak earlier this season and will play in a bowl for the first time in the school's 10-year football history. Steven Moffett threw for 190 yards and a touchdown, but had two interceptions and lost two fumbles - with three of those turnovers coming in the second half.

UCF had a chance to cut a 14-point deficit in half early in the fourth, but Dontavius Wilcox - with no defenders in front of him - stumbled and fell at the Tulsa 10.

The Golden Knights, who'd never drawn

more than 50,220 to a home game, eventually turned the ball over on downs, and Tulsa ran 7 1/2 minutes off the clock before Brad DeVault kicked his third field goal with 2:24 left to cap the scoring.

Tulsa led 31-27 at halftime, after the teams totaled 520 yards - not including a 58-yard interception return by Tulsa's Nick Graham and a 68-yard punt return for a touchdown by UCF's Joe Burnett.

Moffett threw a 43-yard pass to Willie Thornton to open the scoring, but the Golden Hurricane answered with 21 straight points to build an early two-touchdown lead. Adams caught a 15-yard touchdown pass from Smith, then scored on a 6-yard run to give Tulsa its first lead.

After Graham picked off a Moffett pass and returned it to the UCF 2, Parrish scored one play later for a 21-7 Tulsa lead - capping a run of three touchdowns in less than seven minutes by the Golden Hurricane.

UCF rallied with 17 unanswered points in a 5 1/2-minute stretch, with Smith scoring on a 31-yard run, Matt Prater kicking a 46-yard field goal and Burnett putting the Golden Knights back on top with his second interception return for a score in as many games.

DeVault's 29-yard field goal and Mills' 29-yard touchdown catch with 2:06 left - the one setting the NCAA record - gave Tulsa a 31-24 edge, before Prater drew the Golden Knights within four with a 40-yard field goal on the half's final play.

But UCF went scoreless in the third quarter, while Tulsa got an 18-yard field goal by DeVault and a 25-yard run by Adams midway through the period to take a 41-27 lead into the final 15 minutes.



**Tulsa's Garrett Mills, who set an NCAA single-season record for receiving yards by a tight end in the game, earned MVP honors.**

|              |           |           |           |          |          |           |
|--------------|-----------|-----------|-----------|----------|----------|-----------|
| <b>Tulsa</b> | <b>14</b> | <b>17</b> | <b>10</b> | <b>3</b> | <b>-</b> | <b>44</b> |
| <b>UCF</b>   | <b>7</b>  | <b>20</b> | <b>0</b>  | <b>0</b> | <b>-</b> | <b>27</b> |

### Scoring Summary:

#### 1st Quarter

UCF - Willie Thornton 43 yd pass from Steven Moffett (Matt Prater kick); 10:58

TLS - Tarrion Adams 15 yd pass from Smith, Paul (Brad DeVault kick); 6:30

TLS - Tarrion Adams 6 yd run (Brad DeVault kick); 1:10

#### 2nd quarter

TLS - Uril Parrish 2 yd run (Brad DeVault kick); 14:47

UCF - Kevin Smith 31 yd run (Matt Prater kick); 12:30

UCF - Matt Prater 46 yd field goal; 8:45  
UCF - Joe Burnett 68 yd punt return (Matt Prater kick); 7:02

TLS - Brad DeVault 29 yd field goal; 3:53

TLS - Garrett Mills 29 yd pass from Paul Smith, (Brad DeVault kick); 2:06

UCF - Matt Prater 40 yd field goal; 0:00

#### 3rd Quarter

TLS - Brad DeVault 18 yd field goal; 8:52

TLS - Tarrion Adams 25 yd run (Brad DeVault kick); 6:17

#### 4th Quarter

TLS - Brad DeVault 26 yd field goal; 2:24

### Individual Leaders

**Rushing:** TLS - Parrish (13-83); UCF - K. Smith (15-108)

**Passing:** TLS - P. Smith (13-20-2-0, 205 yards); UCF - Moffett (13-27-1-2, 190 yards)

**Receiving:** TLS - Mills (8-152); UCF - B. Marshall (7-109)

**Tackles:** TLS - Bunting, McGowan, Coleman (6-1-7); UCF - Carrington (9-1-10)



**Tulsa claimed its first league title in 20 years with a 44-27 victory in the inaugural C-USA Football Championship Game.**

# C-USA FOOTBALL CHAMPIONSHIP GAME RECORDS

## INDIVIDUAL RECORDS

### TOTAL OFFENSE

#### PLAYS

|    |  |      |
|----|--|------|
| 82 | Case Keenum, Houston (75 pass, 7 rush) | 2009 |
| 63 | Paul Smith, Tulsa (55 pass, 8 rush)    | 2007 |
| 51 | David Johnson (42 pass, 9 rush)        | 2008 |

#### YARDS GAINED

|     |  |      |
|-----|--|------|
| 539 | Case Keenum, Houston (527 pass, 12 rush) | 2009 |
| 376 | Paul Smith, Tulsa (426 pass, -50 rush)   | 2007 |
| 315 | Kevin Kolb, Houston (258 pass, 57 rush)  | 2006 |
| 284 | Kevin Smith, UCF (284 rush)              | 2007 |

#### YARDS PER PLAY (Min. 20 Plays)

|      |  |      |
|------|--|------|
| 8.75 | Kevin Kolb, Houston (36 for 315)           | 2006 |
| 7.83 | Paul Smith, Tulsa (29 for 227)             | 2005 |
| 7.43 | Norman Whitley, East Carolina (14 for 104) | 2008 |

#### TOUCHDOWN RESPONSIBILITY

|   |  |      |
|---|--|------|
| 5 | Case Keenum, Houston (5 pass)          | 2009 |
| 4 | Kevin Smith, UCF (4 rush)              | 2007 |
| 3 | Paul Smith, Tulsa (3 pass)             | 2007 |
| 3 | Kevin Kolb, Houston (2 pass, 1 rush)   | 2006 |
| 3 | Tarrison Adams, Tulsa (2 rush, 1 rec.) | 2005 |

### RUSHING

#### MOST RUSHES

|    |                                   |      |
|----|-----------------------------------|------|
| 39 | Kevin Smith, UCF (284 yards)      | 2007 |
| 28 | Tarrison Adams, Tulsa (120 yards) | 2008 |
| 23 | Uril Parrish, Tulsa (100 yards)   | 2005 |

#### YARDS GAINED

|     |                                   |      |
|-----|-----------------------------------|------|
| 284 | Kevin Smith, UCF (39 rushes)      | 2007 |
| 120 | Tarrison Adams, Tulsa (28 rushes) | 2008 |
| 108 | Kevin Smith, UCF (15 rushes)      | 2005 |

#### YARDS PER RUSH (Min. 10 rushes)

|      |  |      |
|------|--|------|
| 7.43 | Norman Whitley, East Carolina (14 for 104) | 2008 |
| 7.28 | Kevin Smith, UCF (39 for 284)              | 2007 |
| 7.20 | Kevin Smith, UCF (15 for 108)              | 2005 |

#### LONGEST RUSH

|    |                               |      |
|----|-------------------------------|------|
| 74 | Kevin Smith, UCF              | 2007 |
| 69 | Norman Whitley, East Carolina | 2008 |
| 46 | Kevin Kolb, Houston           | 2006 |

#### ALL-PURPOSE YARDS

|     |  |      |
|-----|--|------|
| 284 | Paul Smith, UCF (284 rush)                             | 2007 |
| 224 | Vincent Marshall, Houston (22 rush, 100 rec., 102 KOR) | 2006 |
| 152 | Garrett Mills, Tulsa (152 rec.)                        | 2005 |

### PASSING

#### ATTEMPTS

|    |  |      |
|----|--|------|
| 75 | Case Keenum, Houston (56 comp., 527 yards) | 2009 |
| 55 | Paul Smith, Tulsa (28 comp., 426 yards)    | 2007 |
| 42 | David Johnson, Tulsa (23 comp., 195 yards) | 2008 |

#### COMPLETIONS

|    |   |      |
|----|---|------|
| 56 | Case Keenum, Houston (75 att., 527 yards) | 2009 |
| 28 | Paul Smith, Tulsa (55 att., 426 yards)    | 2007 |
| 23 | David Johnson, Tulsa (42 att., 195 yards) | 2008 |

#### COMPLETION PERCENTAGE (Min. 10 comp.)

|      |                                 |      |
|------|---------------------------------|------|
| 78.9 | Jeff Godfrey, UCF (15 of 19)    | 2010 |
| 74.7 | Case Keenum, Houston (56 of 75) | 2009 |
| 65.0 | Paul Smith, Tulsa (13 of 20)    | 2005 |

#### YARDS GAINED

|     |                                 |      |
|-----|---------------------------------|------|
| 527 | Case Keenum, Houston (56 of 75) | 2009 |
| 426 | Paul Smith, Tulsa (28 of 55)    | 2007 |
| 258 | Kevin Kolb, Houston (19 of 31)  | 2006 |

#### TOUCHDOWN PASSES

|   |                      |      |
|---|----------------------|------|
| 5 | Case Keenum, Houston | 2009 |
| 3 | Paul Smith, Tulsa    | 2007 |
| 2 | Kevin Kolb, Houston  | 2006 |
| 2 | Paul Smith, Tulsa    | 2005 |

#### INTERCEPTIONS

|   |                      |      |
|---|----------------------|------|
| 5 | David Johnson, Tulsa | 2008 |
| 3 | Paul Smith, Tulsa    | 2007 |
| 2 | Steven Moffett, UCF  | 2005 |

#### LONGEST PASS FROM SCRIMMAGE

|    |   |      |
|----|---|------|
| 57 | Case Keenum to James Cleveland, Houston     | 2009 |
| 45 | Jeremy Young to Shawn Nelson, Southern Miss | 2006 |
| 43 | Steven Moffett to Willie Thornton, UCF      | 2005 |

### RECEIVING

#### CATCHES

|    |                                       |      |
|----|---------------------------------------|------|
| 19 | James Cleveland, Houston (241 yards)  | 2009 |
| 8  | Garrett Mills, Tulsa (152 yards)      | 2005 |
| 8  | Vincent Marshall, Houston (100 yards) | 2006 |

#### YARDS GAINED

|     |                                    |      |
|-----|------------------------------------|------|
| 241 | James Cleveland, Houston (19 rec.) | 2009 |
| 9   | Darius Johnson, SMU (105 yards)    | 2010 |
| 152 | Garrett Mills, Tulsa (8 rec.)      | 2005 |

#### YARDS PER CATCH (Min. 3)

|      |   |      |
|------|---|------|
| 24.3 | Biren Ealy, Houston (3 catches, 73 yards)   | 2006 |
| 21.0 | Rocky Ross, UCF (3 catches, 63 yards)       | 2007 |
| 19.0 | Garrett Mills, Tulsa (8 catches, 152 yards) | 2005 |

#### TOUCHDOWN CATCHES

|          |                          |      |
|----------|--------------------------|------|
| 2 (tied) | James Cleveland, Houston | 2009 |
| 2        | Biren Ealy, Houston      | 2006 |
| 1        | nine tied with           |      |

### SCORING

#### MOST POINTS

|    |                                  |      |
|----|----------------------------------|------|
| 24 | Kevin Smith, UCF (4 TDs)         | 2007 |
| 18 | Tarrison Adams, Tulsa (3 TDs)    | 2005 |
| 14 | Michael Torres, UCF (3 FG, 5 XP) | 2007 |
| 14 | Brad DeVault, Tulsa (3 FG, 5 XP) | 2005 |

#### MOST TOUCHDOWNS

|   |                       |      |
|---|-----------------------|------|
| 4 | Kevin Smith, UCF      | 2007 |
| 3 | Tarrison Adams, Tulsa | 2005 |
| 2 | Latavius Murray, UCF  | 2010 |
| 2 | Tarrison Adams, Tulsa | 2008 |
| 2 | Biren Ealy, Houston   | 2006 |

#### FIELD GOAL ATTEMPTS

|   |                                     |      |
|---|-------------------------------------|------|
| 3 | Michael Torres, UCF (3 made)        | 2007 |
| 3 | Brad DeVault, Tulsa (3 made)        | 2005 |
| 3 | Ben Hartman, East Carolina (2 made) | 2008 |
| 2 | two tied with                       |      |

#### FIELD GOALS MADE

|   |                              |      |
|---|------------------------------|------|
| 3 | Michael Torres, UCF (3 att.) | 2007 |
| 3 | Brad DeVault, Tulsa (3 att.) | 2005 |
| 2 | three tied with              |      |

#### LONG FIELD GOALS

|    |                     |      |
|----|---------------------|------|
| 46 | Matt Prater, UCF    | 2005 |
| 45 | Michael Torres, UCF | 2007 |
| 41 | Matt Prater, UCF    | 2005 |

#### PAT KICKS ATTEMPTED

|   |                     |      |
|---|---------------------|------|
| 5 | Michael Torres, UCF | 2007 |
| 5 | Brad DeVault, Tulsa | 2005 |
| 4 | Ben Bell, Houston   | 2006 |

#### PAT KICKS MADE

|   |                     |      |
|---|---------------------|------|
| 5 | Michael Torres, UCF | 2007 |
| 5 | Brad DeVault, Tulsa | 2005 |
| 4 | Ben Bell, Houston   | 2006 |

#### TOTAL POINTS SCORED BY KICKING

|    |   |      |
|----|---|------|
| 14 | Michael Torres, UCF (3 FG, 5 XP)        | 2007 |
| 14 | Brad DeVault, Tulsa (3 FG, 5 XP)        | 2005 |
| 9  | Ben Hartman, East Carolina (2 FG, 3 XP) | 2008 |
| 9  | Matt Prater, UCF (2 FG, 3 XP)           | 2005 |

### PUNTING

#### MOST PUNTS

|   |                                       |      |
|---|---------------------------------------|------|
| 7 | Matt Dodge, East Carolina (296 yards) | 2008 |
| 5 | Chris Kindred, Tulsa (184 yards)      | 2005 |
| 4 | Blake Clingan, UCF (203 yards)        | 2010 |
| 4 | Aaron Horne, UCF (162 yards)          | 2005 |

#### YARDS PUNTED

|     |                                     |      |
|-----|-------------------------------------|------|
| 296 | Matt Dodge, East Carolina (7 punts) | 2008 |
| 203 | Blake Clingan, UCF (4 punts)        | 2010 |
| 184 | Chris Kindred, Tulsa (5 punts)      | 2005 |

#### PUNTING AVERAGE (Min. 3 punts)

|      |  |      |
|------|--|------|
| 50.2 | Blake Clingan, UCF (4 punts, 203 yards)        | 2010 |
| 48.8 | Chase Turner, Houston (4 punts, 195 yards)     | 2009 |
| 42.3 | Matt Dodge, East Carolina (7 punts, 296 yards) | 2008 |

#### LONGEST PUNT

|    |                           |      |
|----|---------------------------|------|
| 73 | Matt Dodge, East Carolina | 2008 |
| 61 | Blake Clingan, UCF        | 2010 |
| 58 | Matt Dodge, East Carolina | 2008 |

### PUNT RETURNS

#### MOST RETURNS

|   |  |      |
|---|--|------|
| 3 | Travis Simmons, East Carolina (22 yards) | 2008 |
| 3 | Ashlan Davis, Tulsa (6 yards)            | 2005 |
| 2 | Joe Burnett, UCF (82 yards)              | 2005 |

#### YARDS RETURNED

|    |   |      |
|----|---|------|
| 83 | Joe Burnett, UCF (1 return)               | 2007 |
| 82 | Joe Burnett, UCF (2 returns)              | 2005 |
| 22 | Travis Simmons, East Carolina (3 returns) | 2008 |

#### GAIN PER RETURN (Min. 2 ret.)

|      |  |      |
|------|--|------|
| 41.0 | Joe Burnett, UCF (2 ret., 82 yards)              | 2005 |
| 7.3  | Travis Simmons, East Carolina (3 ret., 22 yards) | 2008 |
| 2.0  | Ashlan Davis, Tulsa (3 ret., 6 yards)            | 2005 |

#### LONG PUNT RETURNS

|    |                               |      |
|----|-------------------------------|------|
| 83 | Joe Burnett, UCF              | 2007 |
| 68 | Joe Burnett, UCF              | 2005 |
| 19 | Travis Simmons, East Carolina | 2008 |

### KICKOFF RETURNS

#### MOST RETURNS

|   |                                     |      |
|---|-------------------------------------|------|
| 6 | Roy Roberts, Tulsa (109 yards)      | 2007 |
| 4 | Ed Morgan, Southern Miss (75 yards) | 2006 |
| 4 | Curtis Francis, UCF (59 yards)      | 2005 |

**YARDS RETURNED**

|     |                                       |      |
|-----|---------------------------------------|------|
| 109 | Roy Roberts, Tulsa (6 returns)        | 2007 |
| 102 | Vincent Marshall, Houston (3 returns) | 2006 |
| 75  | Ed Morgan, Southern Miss (4 returns)  | 2006 |

**GAIN PER RETURN (Min. 2)**

|      |   |      |
|------|---|------|
| 39.0 | Ashlan Davis, Tulsa (2 ret., 78 yards)        | 2005 |
| 34.0 | Vincent Marshall, Houston (3 ret., 102 yards) | 2006 |
| 23.0 | Darryl Fields, SMU (2 ret., 46 yards)         | 2010 |
| 23.0 | Damaris Johnson, Tulsa (2 ret., 46 yards)     | 2008 |

**LONG KICKOFF RETURNS**

|    |                              |      |
|----|------------------------------|------|
| 69 | Dwayne Harris, East Carolina | 2009 |
| 40 | Vincent Marshall, Houston    | 2006 |
| 39 | Ashlan Davis, Tulsa          | 2005 |

**INTERCEPTIONS****MOST INTERCEPTIONS**

|          |  |      |
|----------|--|------|
| 2 (tied) | Van Eskridge, East Carolina (30 yards) | 2009 |
| 2        | Van Eskridge, East Carolina (40 yards) | 2008 |
| 2        | Johnell Neal, UCF (26 yards)           | 2007 |
| 1        | five tied with                         |      |

**YARDS RETURNED**

|    |   |      |
|----|---|------|
| 59 | Jason Venson, UCF (1 return)            | 2007 |
| 58 | Nick Graham, Tulsa (1 return)           | 2005 |
| 40 | Van Eskridge, East Carolina (2 returns) | 2008 |

**INTERCEPTIONS FOR TOUCHDOWNS**

|   |   |      |
|---|---|------|
| 1 | Travis Simmons, East Carolina (72 yds.) | 2008 |
|---|---|------|

**LONGEST INTERCEPTION RETURNS**

|    |                             |      |
|----|-----------------------------|------|
| 72 | Van Eskridge, East Carolina | 2008 |
| 59 | Jason Venson, UCF           | 2007 |
| 58 | Nick Graham, Tulsa          | 2005 |

**LONGEST FUMBLE RECOVERY RETURN**

|    |                               |      |
|----|-------------------------------|------|
| 40 | Travis Simmons, East Carolina | 2008 |
| 10 | Chadd Evans, Tulsa            | 2005 |
| 0  | six tied with                 |      |

**TEAM RECORDS****MOST RUSHES**

|    |                                     |      |
|----|-------------------------------------|------|
| 55 | Tulsa vs. East Carolina (204 yards) | 2008 |
| 49 | UCF vs. Tulsa (308 yards)           | 2007 |
| 48 | Tulsa vs. UCF (196 yards)           | 2005 |

**YARDS GAINED RUSHING**

|     |                                   |      |
|-----|-----------------------------------|------|
| 308 | UCF vs. Tulsa (49 att.)           | 2007 |
| 204 | Tulsa vs. East Carolina (55 att.) | 2008 |
| 196 | Tulsa vs. UCF (48 att.)           | 2005 |

**RUSHING TOUCHDOWNS**

|   |                           |      |
|---|---------------------------|------|
| 4 | East Carolina vs. Houston | 2009 |
| 4 | UCF vs. Tulsa             | 2007 |
| 3 | Houston vs. Southern Miss | 2006 |
| 3 | Tulsa vs. UCF             | 2005 |

**PASSING ATTEMPTS**

|    |   |      |
|----|---|------|
| 76 | Houston vs. East Carolina (527 yards)         | 2009 |
| 55 | Tulsa vs. UCF (28 comp., 426 yards)           | 2007 |
| 42 | Tulsa vs. East Carolina (23 comp., 195 yards) | 2008 |

**COMPLETIONS**

|    |  |      |
|----|--|------|
| 56 | Houston vs. East Carolina (527 yards)        | 2009 |
| 28 | Tulsa vs. UCF (55 att., 426 yards)           | 2007 |
| 23 | Tulsa vs. East Carolina (42 att., 195 yards) | 2008 |

**COMPLETION PERCENTAGE**

|      |                                      |      |
|------|--------------------------------------|------|
| 78.9 | UCF vs. SMU (15 of 19)               | 2010 |
| 74.4 | Houston vs. East Carolina (56 of 75) | 2009 |
| 65.0 | Tulsa vs. UCF (13 of 20)             | 2005 |

**PASSING YARDS**

|     |                                      |      |
|-----|--------------------------------------|------|
| 527 | Houston vs. East Carolina (56 of 75) | 2009 |
| 438 | Tulsa vs. UCF (29 of 57)             | 2007 |
| 276 | Houston vs. Southern Miss (20 of 32) | 2006 |

**PASSING TOUCHDOWNS**

|   |                           |      |
|---|---------------------------|------|
| 5 | Houston vs. East Carolina | 2009 |
| 3 | Tulsa vs. UCF             | 2007 |
| 2 | Houston vs. Southern Miss | 2006 |
| 2 | Tulsa vs. UCF             | 2005 |

**TOTAL OFFENSIVE PLAYS**

|    |                                     |      |
|----|-------------------------------------|------|
| 97 | Tulsa vs. East Carolina (399 yards) | 2008 |
| 92 | Tulsa vs. UCF (470 yards)           | 2007 |
| 68 | Tulsa vs. UCF (401 yards)           | 2005 |

**TOTAL OFFENSIVE YARDS**

|     |                                      |      |
|-----|--------------------------------------|------|
| 557 | Houston vs. East Carolina (94 plays) | 2009 |
| 470 | Tulsa vs. UCF (92 plays)             | 2007 |
| 443 | Houston vs. Southern Miss (65 plays) | 2006 |

**TOTAL YARDS PER PLAY**

|      |  |      |
|------|--|------|
| 7.03 | UCF vs. Tulsa (62 for 436)             | 2007 |
| 6.82 | Houston vs. Southern Miss (65 for 443) | 2006 |
| 5.89 | Tulsa vs. UCF (68 for 401)             | 2005 |

**TOTAL FIRST DOWNS**

|    |                           |      |
|----|---------------------------|------|
| 33 | Houston vs. East Carolina | 2009 |
| 28 | Tulsa vs. East Carolina   | 2008 |
| 24 | Tulsa vs. UCF             | 2007 |
| 24 | Houston vs. Southern Miss | 2006 |

**FIRST DOWNS RUSHING**

|    |               |      |
|----|---------------|------|
| 11 | UCF vs. SMU   | 2010 |
| 11 | UCF vs. Tulsa | 2007 |
| 10 | Tulsa vs. UCF | 2005 |

**FIRST DOWNS PASSING**

|    |                           |      |
|----|---------------------------|------|
| 29 | Houston vs. East Carolina | 2009 |
| 16 | Tulsa vs. East Carolina   | 2008 |
| 16 | Tulsa vs. UCF             | 2007 |

**MOST PUNTS**

|   |                                     |      |
|---|-------------------------------------|------|
| 7 | East Carolina vs. Tulsa (296 yards) | 2008 |
| 5 | Tulsa vs. UCF (147 yards)           | 2007 |
| 5 | Tulsa vs. UCF (184 yards)           | 2005 |

**YARDS PUNTING**

|     |                                   |      |
|-----|-----------------------------------|------|
| 296 | East Carolina vs. Tulsa (7 punts) | 2008 |
| 184 | Tulsa vs. UCF (5 punts)           | 2005 |
| 174 | Tulsa vs. East Carolina (4 punts) | 2008 |

**PUNTING AVERAGE**

|      |                                       |      |
|------|---------------------------------------|------|
| 50.2 | UCF vs. SMU (4 for 201)               | 2010 |
| 48.8 | East Carolina vs. Houston (4 for 195) | 2009 |
| 43.5 | Tulsa vs. East Carolina (4 for 174)   | 2008 |

**PUNT RETURN YARDS**

|    |                                  |      |
|----|----------------------------------|------|
| 83 | UCF vs. Tulsa (1 att.)           | 2007 |
| 82 | UCF vs. Tulsa (2 att.)           | 2005 |
| 22 | East Carolina vs. Tulsa (3 att.) | 2008 |

**PUNT RETURN AVERAGE**

|      |                                    |      |
|------|------------------------------------|------|
| 41.0 | UCF vs. Tulsa (2 for 82)           | 2005 |
| 7.3  | East Carolina vs. Tulsa (3 for 22) | 2008 |
| 2.0  | Tulsa vs. UCF (3 for 6)            | 2005 |

**KICKOFF RETURN YARDS**

|     |                                    |      |
|-----|------------------------------------|------|
| 150 | UCF vs. Tulsa (8 ret.)             | 2005 |
| 129 | Tulsa vs. UCF (7 ret.)             | 2007 |
| 128 | Houston vs. Southern Miss (5 ret.) | 2006 |

**KICKOFF RETURN AVERAGE**

|      |                                       |      |
|------|---------------------------------------|------|
| 39.0 | Tulsa vs. UCF (2 for 78)              | 2005 |
| 25.6 | Houston vs. Southern Miss (5 for 128) | 2006 |
| 23.0 | SMU vs. UCF (2 for 46)                | 2010 |
| 23.0 | Tulsa vs. East Carolina (2 for 46)    | 2008 |

**MOST POINTS SCORED**

|    |                           |      |
|----|---------------------------|------|
| 44 | UCF vs. Tulsa             | 2007 |
| 44 | Tulsa vs. UCF             | 2005 |
| 34 | Houston vs. Southern Miss | 2006 |

**MOST TOUCHDOWNS**

|          |                           |      |
|----------|---------------------------|------|
| 5 (tied) | East Carolina vs. Houston | 2009 |
| 5 (tied) | Houston vs. East Carolina | 2009 |
| 5        | UCF vs. Tulsa             | 2007 |
| 5        | Tulsa vs. UCF             | 2005 |
| 4        | Houston vs. Southern Miss | 2006 |

**MOST FIELD GOALS**

|   |                |      |
|---|----------------|------|
| 3 | UCF vs. Tulsa  | 2007 |
| 3 | Tulsa vs. UCF  | 2005 |
| 2 | four tied with |      |

**FEWEST POINTS ALLOWED**

|    |                              |      |
|----|------------------------------|------|
| 7  | by UCF vs. SMU               | 2010 |
| 17 | by SMU vs. UCF               | 2010 |
| 20 | by Houston vs. Southern Miss | 2006 |

**FEWEST RUSHING YARDS ALLOWED**

|    |                              |      |
|----|------------------------------|------|
| 30 | by East Carolina vs. Houston | 2009 |
| 32 | by UCF vs. Tulsa             | 2007 |
| 97 | by UCF vs. SMU               | 2010 |

**FEWEST PASSING YARDS ALLOWED**

|     |                            |      |
|-----|----------------------------|------|
| 122 | by East Carolina vs. Tulsa | 2008 |
| 128 | by Tulsa vs. UCF           | 2007 |
| 167 | by SMU vs. UCF             | 2010 |

**FEWEST TOTAL YARDS ALLOWED**

|     |                            |      |
|-----|----------------------------|------|
| 278 | by East Carolina vs. Tulsa | 2008 |
| 311 | by SMU vs. UCF             | 2010 |
| 317 | by UCF vs. SMU             | 2010 |

**MOST INTERCEPTIONS**

|   |                            |      |
|---|----------------------------|------|
| 5 | by East Carolina vs. Tulsa | 2008 |
| 3 | by UCF vs. Tulsa           | 2007 |
| 2 | by Tulsa vs. UCF           | 2005 |

**MOST TURNOVERS GAINED**

|   |                            |      |
|---|----------------------------|------|
| 7 | by East Carolina vs. Tulsa | 2008 |
| 3 | by UCF vs. Tulsa           | 2007 |
| 3 | by Tulsa vs. UCF           | 2005 |

**MOST PENALTIES**

|   |                           |      |
|---|---------------------------|------|
| 8 | East Carolina vs. Tulsa   | 2008 |
| 8 | Tulsa vs. UCF             | 2007 |
| 8 | Houston vs. Southern Miss | 2006 |

**MOST PENALTY YARDS**

|    |                         |      |
|----|-------------------------|------|
| 75 | UCF vs. Tulsa           | 2005 |
| 74 | Tulsa vs. UCF           | 2007 |
| 72 | East Carolina vs. Tulsa | 2008 |

**MOST TIME OF POSSESSION**

|       |                           |      |
|-------|---------------------------|------|
| 34:46 | Tulsa vs. UCF             | 2005 |
| 32:56 | Southern Miss vs. Houston | 2006 |
| 32:49 | Tulsa vs. UCF             | 2007 |

**MISCELLANEOUS****ATTENDANCE**


|        |  |      |
|--------|--|------|
| 51,978 | Orlando (UCF vs. Tulsa)                | 2005 |
| 44,128 | Orlando (UCF vs. Tulsa)                | 2007 |
| 41,045 | Orlando (UCF vs. SMU)                  | 2010 |
| 33,048 | Greenville (East Carolina vs. Houston) | 2009 |
| 31,818 | Houston (Houston vs. Southern Miss)    | 2006 |
| 22,740 | Tulsa (Tulsa vs. East Carolina)        | 2008 |







# 2008 STANDINGS



| East Division   |     | C-USA |     |     |      |     |     | All Games |      |     |     |     |     |
|-----------------|-----|-------|-----|-----|------|-----|-----|-----------|------|-----|-----|-----|-----|
|                 | W-L | Pct.  | H   | A   | Div. | Pts | Opp | W-L       | Pct. | H   | A   | Pts | Opp |
| x-EAST CAROLINA | 6-2 | .750  | 3-1 | 3-1 | 4-1  | 187 | 156 | 9-5       | .643 | 3-2 | 5-3 | 328 | 295 |
| SOUTHERN MISS   | 4-4 | .500  | 2-2 | 2-2 | 3-2  | 270 | 190 | 7-6       | .538 | 3-3 | 4-3 | 398 | 313 |
| MEMPHIS         | 4-4 | .500  | 2-2 | 1-3 | 2-3  | 227 | 209 | 6-7       | .462 | 4-3 | 2-4 | 353 | 358 |
| UAB             | 3-5 | .375  | 1-3 | 2-2 | 2-3  | 178 | 255 | 4-8       | .333 | 2-3 | 2-5 | 273 | 375 |
| UCF             | 3-5 | .375  | 1-2 | 2-3 | 2-3  | 137 | 204 | 4-8       | .333 | 2-4 | 2-4 | 199 | 289 |
| MARSHALL        | 3-5 | .375  | 2-2 | 1-3 | 2-3  | 184 | 211 | 4-8       | .333 | 3-3 | 1-5 | 246 | 332 |

| West Division |     | C-USA |     |     |      |     |     | All Games |      |     |     |     |     |
|---------------|-----|-------|-----|-----|------|-----|-----|-----------|------|-----|-----|-----|-----|
|               | W-L | Pct.  | H   | A   | Div. | Pts | Opp | W-L       | Pct. | H   | A   | Pts | Opp |
| TULSA         | 7-1 | .875  | 4-0 | 3-1 | 4-1  | 395 | 247 | 11-3      | .786 | 7-1 | 4-2 | 661 | 391 |
| RICE          | 7-1 | .875  | 4-0 | 3-1 | 4-1  | 353 | 278 | 10-3      | .769 | 7-0 | 3-3 | 537 | 433 |
| HOUSTON       | 6-2 | .750  | 4-0 | 2-2 | 4-1  | 349 | 256 | 8-5       | .615 | 5-1 | 3-4 | 528 | 402 |
| UTEP          | 4-4 | .500  | 3-1 | 1-3 | 2-3  | 295 | 302 | 5-7       | .417 | 2-3 | 3-4 | 395 | 444 |
| TULANE        | 1-7 | .125  | 1-2 | 0-5 | 1-4  | 147 | 305 | 2-10      | .167 | 2-4 | 0-6 | 200 | 414 |
| SMU           | 0-8 | .000  | 0-4 | 0-4 | 0-5  | 188 | 297 | 1-11      | .083 | 1-5 | 0-6 | 256 | 458 |

x- Conference USA Champion

## EAST CAROLINA (9-5, 6-2 C-USA)

|     |                                  |   |            |     |
|-----|----------------------------------|---|------------|-----|
| A30 | vs. (15) Virginia Tech           | W | 27-22      | 1-0 |
| S6  | (8) WEST VIRGINIA                | W | 24-3       | 2-0 |
| S13 | at Tulane                        | W | 28-24      | 3-0 |
| S20 | at North Carolina State          | L | 24-30 (OT) | 3-1 |
| S27 | HOUSTON                          | L | 24-41      | 3-2 |
| O11 | at Virginia                      | L | 20-35      | 3-3 |
| O18 | MEMPHIS                          | W | 30-10      | 4-3 |
| N2  | at UCF                           | W | 13-10 (OT) | 5-3 |
| N8  | MARSHALL                         | W | 19-16 (OT) | 6-3 |
| N15 | at Southern Miss                 | L | 3-21       | 6-4 |
| N22 | at UAB                           | W | 17-13      | 7-4 |
| N28 | UTEP                             | W | 53-21      | 8-4 |
| D6  | Tulsa (C-USA Championship)       | W | 27-24      | 9-4 |
| I2  | Kentucky (AutoZone Liberty Bowl) | L | 19-23      | 9-5 |

## MARSHALL (4-8, 3-5 C-USA)

|     |                   |   |            |     |
|-----|-------------------|---|------------|-----|
| A30 | ILLINOIS STATE    | W | 35-10      | 1-0 |
| S6  | at (11) WISCONSIN | L | 14-51      | 1-1 |
| S13 | MEMPHIS           | W | 17-16      | 2-1 |
| S22 | at Southern Miss  | W | 34-27      | 3-1 |
| S27 | at West Virginia  | L | 3-27       | 3-2 |
| O3  | Cincinnati        | L | 10-33      | 3-3 |
| O18 | at UAB            | L | 21-23      | 3-4 |
| O28 | HOUSTON           | W | 37-23      | 4-4 |
| N8  | at East Carolina  | L | 16-19 (OT) | 4-5 |
| N15 | UCF               | L | 14-30      | 4-6 |
| N22 | at Rice           | L | 10-35      | 4-7 |
| N29 | TULSA             | L | 35-38      | 4-8 |

## MEMPHIS (6-7, 4-4 C-USA)

|     |                                     |   |       |     |
|-----|-------------------------------------|---|-------|-----|
| A30 | at Mississippi                      | L | 24-41 | 0-1 |
| S6  | RICE                                | L | 35-42 | 0-2 |
| S13 | at Marshall                         | L | 16-17 | 0-3 |
| S20 | NICHOLLS STATE                      | W | 31-10 | 1-3 |
| S27 | ARKANSAS STATE                      | W | 29-17 | 2-3 |
| O2  | at UAB                              | W | 33-30 | 3-3 |
| O12 | LOUISVILLE                          | L | 28-35 | 3-4 |
| O18 | at East Carolina                    | L | 10-30 | 3-5 |
| O25 | SOUTHERN MISS                       | W | 36-30 | 4-5 |
| N8  | at SMU                              | W | 31-26 | 5-5 |
| N22 | UCF                                 | L | 21-28 | 5-6 |
| N29 | TULANE                              | W | 45-6  | 6-6 |
| D20 | South Florida (St. Petersburg Bowl) | L | 14-41 | 6-7 |

## SOUTHERN MISS (7-6, 4-4 C-USA)

|     |                         |   |             |     |
|-----|-------------------------|---|-------------|-----|
| A30 | LOUISIANA-LAFAYETTE     | W | 51-21       | 1-0 |
| S6  | at (9) Auburn           | L | 13-27       | 1-1 |
| S13 | at Arkansas State       | W | 27-24       | 2-1 |
| S20 | MARSHALL                | L | 27-34       | 2-2 |
| O4  | UTEP                    | L | 37-40 (2OT) | 2-3 |
| O11 | (15) BOISE STATE        | L | 7-24        | 2-4 |
| O18 | at Rice                 | L | 40-45       | 2-5 |
| O25 | at Memphis              | L | 30-36       | 2-6 |
| N1  | UAB                     | W | 70-14       | 3-6 |
| N8  | at UCF                  | W | 17-6        | 4-6 |
| N15 | EAST CAROLINA           | W | 21-3        | 5-6 |
| N29 | at SMU                  | W | 28-12       | 6-6 |
| D21 | Troy (New Orleans Bowl) | W | 30-27 (OT)  | 7-6 |

## UAB (4-8, 3-5 C-USA)

|     |                     |   |       |     |
|-----|---------------------|---|-------|-----|
| A30 | TULSA               | L | 22-45 | 0-1 |
| S6  | at Florida Atlantic | L | 34-49 | 0-2 |
| S13 | at Tennessee        | L | 3-35  | 0-3 |
| S20 | ALABAMA STATE       | W | 45-10 | 1-3 |
| S27 | at South Carolina   | L | 13-26 | 1-4 |
| O2  | MEMPHIS             | L | 30-33 | 1-5 |
| O9  | at Houston          | L | 20-45 | 1-6 |
| O18 | MARSHALL            | W | 23-21 | 2-6 |
| N1  | at Southern Miss    | L | 14-70 | 2-7 |
| N15 | at Tulane           | W | 41-24 | 3-7 |
| N22 | EAST CAROLINA       | L | 13-17 | 3-8 |
| N29 | at UCF              | W | 15-0  | 4-8 |

## UCF (4-8, 3-5 C-USA)

|     |                      |   |            |     |
|-----|----------------------|---|------------|-----|
| A30 | SOUTH CAROLINA STATE | W | 17-0       | 1-0 |
| S6  | (17) SOUTH FLORIDA   | L | 24-31      | 1-1 |
| S20 | at Boston College    | L | 7-34       | 1-2 |
| S27 | at UTEP              | L | 14-58      | 1-3 |
| O4  | SMU                  | W | 41-17      | 2-3 |
| O11 | at Miami (Fla.)      | L | 14-20      | 2-4 |
| O26 | at (18) Tulsa        | L | 19-49      | 2-5 |
| N2  | EAST CAROLINA        | L | 10-13 (OT) | 2-6 |
| N8  | SOUTHERN MISS        | L | 6-17       | 2-7 |
| N15 | at Marshall          | W | 30-14      | 3-7 |
| N22 | at Memphis           | W | 28-21      | 4-7 |
| N29 | UAB                  | L | 0-15       | 4-8 |

## HOUSTON (8-5, 6-2 C-USA)

|     |                               |   |       |     |
|-----|-------------------------------|---|-------|-----|
| A30 | SOUTHERN                      | W | 55-3  | 1-0 |
| S6  | at Oklahoma State             | L | 37-56 | 1-1 |
| S13 | AIR FORCE                     | L | 28-31 | 1-2 |
| S20 | at Colorado State             | L | 25-28 | 1-3 |
| S27 | at (23) East Carolina         | W | 41-24 | 2-3 |
| O9  | UAB                           | W | 45-20 | 3-3 |
| O18 | at SMU                        | W | 44-38 | 4-3 |
| O28 | at Marshall                   | L | 23-37 | 4-4 |
| N8  | TULANE                        | W | 42-12 | 5-4 |
| N15 | (24) TULSA                    | W | 70-30 | 6-4 |
| N22 | UTEP                          | W | 56-47 | 7-4 |
| N29 | at Rice                       | L | 42-56 | 7-5 |
| D31 | Air Force (Armed Forces Bowl) | W | 34-28 | 8-5 |

## RICE (10-3, 7-1 C-USA)

|     |                               |   |       |      |
|-----|-------------------------------|---|-------|------|
| A29 | SMU                           | W | 56-27 | 1-0  |
| S6  | at Memphis                    | W | 42-35 | 2-0  |
| S13 | at Vanderbilt                 | L | 21-38 | 2-1  |
| S20 | at (7) Texas                  | L | 10-52 | 2-2  |
| S27 | NORTH TEXAS                   | W | 77-20 | 3-2  |
| O4  | at Tulsa                      | L | 28-53 | 3-3  |
| O18 | SOUTHERN MISS                 | W | 45-40 | 4-3  |
| O25 | at Tulane                     | W | 42-17 | 5-3  |
| N1  | at UTEP                       | W | 49-44 | 6-3  |
| N8  | ARMY                          | W | 38-31 | 7-3  |
| N22 | MARSHALL                      | W | 35-10 | 8-3  |
| N29 | HOUSTON                       | W | 56-42 | 9-3  |
| D30 | Western Michigan (Texas Bowl) | W | 38-14 | 10-3 |

## SMU (1-11, 0-8 C-USA)

|     |                    |   |       |      |
|-----|--------------------|---|-------|------|
| A29 | at Rice            | L | 27-56 | 0-1  |
| S6  | TEXAS STATE        | W | 47-36 | 1-1  |
| S13 | at (12) Texas Tech | L | 7-43  | 1-2  |
| S20 | TCU                | L | 7-48  | 1-3  |
| S25 | at Tulane          | L | 27-34 | 1-4  |
| O4  | at UCF             | L | 17-31 | 1-5  |
| O11 | TULSA              | L | 31-37 | 1-6  |
| O18 | HOUSTON            | L | 38-44 | 1-7  |
| O25 | at Navy            | L | 7-34  | 1-8  |
| N8  | MEMPHIS            | L | 26-31 | 1-9  |
| N15 | at UTEP            | L | 10-36 | 1-10 |
| N29 | SOUTHERN MISS      | L | 12-28 | 1-11 |

## TULANE (2-10, 1-7 C-USA)

|     |                            |   |       |      |
|-----|----------------------------|---|-------|------|
| S6  | at (13) Alabama            | L | 6-20  | 0-1  |
| S13 | (14) EAST CAROLINA         | L | 24-28 | 0-2  |
| S20 | LOUISIANA-MONROE           | W | 24-10 | 1-2  |
| S25 | SMU                        | W | 34-27 | 2-2  |
| O4  | ARMY (Tad Gormley Stadium) | L | 13-44 | 2-3  |
| O11 | at UTEP                    | L | 21-24 | 2-4  |
| O25 | RICE                       | L | 17-42 | 2-5  |
| N1  | at (15) LSU                | L | 10-35 | 2-6  |
| N8  | at Houston                 | L | 14-42 | 2-7  |
| N15 | UAB                        | L | 24-41 | 2-8  |
| N22 | Tulsa                      | L | 7-56  | 2-9  |
| N29 | at Memphis                 | L | 6-45  | 2-10 |

## TULSA (11-3, 7-1 C-USA)

|     |                              |   |       |      |
|-----|------------------------------|---|-------|------|
| A30 | at UAB                       | W | 45-22 | 1-0  |
| S6  | at North Texas               | W | 56-26 | 2-0  |
| S20 | NEW MEXICO                   | W | 56-14 | 3-0  |
| S27 | CENTRAL ARKANSAS             | W | 62-34 | 4-0  |
| O4  | RICE                         | W | 63-28 | 5-0  |
| O11 | at SMU                       | W | 37-31 | 6-0  |
| O18 | UTEP                         | W | 77-35 | 7-0  |
| O26 | UCF                          | W | 49-19 | 8-0  |
| N1  | at Arkansas                  | L | 23-30 | 8-1  |
| N15 | at Houston                   | L | 30-70 | 8-2  |
| N22 | TULANE                       | W | 56-7  | 9-2  |
| N29 | at Marshall                  | W | 38-35 | 10-2 |
| D6  | EAST CAROLINA (C-USA Champ.) | L | 24-27 | 10-3 |
| J6  | (22) Ball State (GMAC Bowl)  | W | 45-13 | 11-3 |

## UTEP (5-7, 4-4 C-USA)

|     |                              |   |             |     |
|-----|------------------------------|---|-------------|-----|
| A28 | at Buffalo                   | L | 17-42       | 0-1 |
| S6  | (9) TEXAS                    | L | 13-42       | 0-2 |
| S20 | New Mexico State             | L | 33-34       | 0-3 |
| S27 | UCF                          | W | 58-13       | 1-3 |
| O4  | at Southern Miss             | W | 40-37 (2OT) | 2-3 |
| O11 | TULANE                       | W | 24-21       | 3-3 |
| O18 | at (19) Tulsa                | L | 35-77       | 3-4 |
| N1  | RICE                         | L | 44-49       | 3-5 |
| N8  | at Louisiana-Lafayette (CSS) | W | 37-24       | 4-5 |
| N15 | SMU                          | W | 36-10       | 5-5 |
| N22 | at Houston                   | L | 47-56       | 5-6 |
| N28 | at East Carolina             | L | 21-53       | 5-7 |

### Most Valuable Player

Chase Clement, QB, Rice

### Offensive Player of the Year

Case Keenum, QB, Houston

### Defensive Player of the Year

Phillip Hunt, DL, Houston

### Special Teams Player of the Year

Joe Burnett, PR/KR, UCF

### Newcomer of the Year

Curtis Steele, RB, Memphis

### Freshman of the Year

Bryce Beall, RB, Houston

### Coach of the Year

David Bailiff, Rice

## HIGHLIGHTS

Conference USA sent six teams to bowl games. C-USA teams posted wins in four of those games, the most bowl wins in a single-season in league history... For the first time in league history, Conference USA posted three victories over nationally-ranked teams in the same season... Three C-USA individuals and two C-USA teams led the nation in a statistical category. Included was Tulsa leading the nation in total offense for the second consecutive season, while Houston QB Case Keenum led the FBS in total offense. UAB DB Kevin Sanders led the country in interceptions... Two Conference USA teams set or tied new school records for victories in a season. Tulsa finished 11-3, becoming the first C-USA team since 2004 to win 11 games. Rice matched its school record with 10 victories, including seven straight to end the season... Conference USA was one of two FBS conferences that averaged more than 400 yards of total offense in 2008, with league teams averaging 401.8 yards per game. Only the Big 12, at 439.6 ypg., was higher. C-USA also trailed only the Big 12 in touchdown passes per game, with C-USA teams throwing 2.04 per outing to the Big 12's 2.33. C-USA finished second among FBS conferences in scoring at 28.8 points per game, trailing only the Big 12 at 35.6 ppg. C-USA ran more total plays per game (69.9) than any conference other than the Big 12 (71.0)... East Carolina and Tulsa were both nationally-ranked, giving C-USA two nationally-ranked teams for the first time since 2004... Rice's passing duo of Chase Clement and Jarrett Dillard became the most productive passing combination in NCAA history on Sept. 27 against North Texas, breaking the previous record of 39. Clement and Dillard went on to finish with 52 career TDs as a tandem. Dillard became the first player in NCAA history to catch 20 or more touchdowns in two different seasons, finishing his career with a C-USA-record-tying 60 scores.

# 2007 STANDINGS

## East Division

|               | C-USA |      |     |     |      |     |     | All Games |      |     |     |     |     |
|---------------|-------|------|-----|-----|------|-----|-----|-----------|------|-----|-----|-----|-----|
|               | W-L   | Pct. | H   | A   | Div. | Pts | Opp | W-L       | Pct. | H   | A   | Pts | Opp |
| x UCF         | 7-1   | .875 | 4-0 | 3-1 | 4-1  | 349 | 196 | 10-4      | .714 | 6-1 | 4-3 | 502 | 372 |
| EAST CAROLINA | 6-2   | .750 | 3-1 | 3-1 | 3-2  | 294 | 227 | 8-5       | .615 | 4-2 | 4-3 | 403 | 395 |
| MEMPHIS       | 6-2   | .750 | 3-1 | 3-1 | 3-2  | 259 | 282 | 7-6       | .538 | 4-3 | 3-3 | 380 | 419 |
| SOUTHERN MISS | 5-3   | .625 | 1-3 | 4-0 | 3-2  | 254 | 183 | 7-6       | .538 | 3-3 | 4-3 | 361 | 314 |
| MARSHALL      | 3-5   | .375 | 3-1 | 0-4 | 2-3  | 223 | 244 | 3-9       | .250 | 3-3 | 0-6 | 298 | 411 |
| UAB           | 1-7   | .125 | 1-3 | 0-4 | 0-5  | 158 | 302 | 2-10      | .167 | 2-3 | 0-7 | 235 | 421 |

## West Division

|         | C-USA |      |     |     |      |     |     | All Games |      |     |     |     |     |
|---------|-------|------|-----|-----|------|-----|-----|-----------|------|-----|-----|-----|-----|
|         | W-L   | Pct. | H   | A   | Div. | Pts | Opp | W-L       | Pct. | H   | A   | Pts | Opp |
| TULSA   | 6-2   | .750 | 4-0 | 2-2 | 4-1  | 328 | 251 | 10-4      | .714 | 5-1 | 5-3 | 576 | 467 |
| HOUSTON | 6-2   | .750 | 3-1 | 3-1 | 4-1  | 288 | 248 | 8-5       | .615 | 5-1 | 3-4 | 449 | 379 |
| TULANE  | 3-5   | .375 | 1-3 | 2-2 | 3-2  | 215 | 256 | 4-8       | .333 | 2-5 | 2-3 | 293 | 375 |
| RICE    | 3-5   | .375 | 1-3 | 2-2 | 2-3  | 308 | 340 | 3-9       | .250 | 1-5 | 2-4 | 377 | 515 |
| UTEP    | 2-6   | .250 | 1-3 | 1-3 | 2-3  | 286 | 353 | 4-8       | .333 | 3-3 | 1-5 | 403 | 445 |
| SMU     | 0-8   | .000 | 0-4 | 0-4 | 0-5  | 251 | 331 | 1-11      | .083 | 1-5 | 0-6 | 340 | 47  |

x - Conference USA Champion



### EAST CAROLINA (8-5, 6-2 C-USA)

|                         |                      |       |           |     |
|-------------------------|----------------------|-------|-----------|-----|
| S1                      | at (9) Virginia Tech | L     | 7-17      | 0-1 |
| S8                      | NORTH CAROLINA       | W     | 34-31     | 1-1 |
| S15                     | SOUTHERN MISS        | L     | 21-28     | 1-2 |
| S22                     | at (5) West Virginia | L     | 7-48      | 1-3 |
| S29                     | at Houston           | W     | 37-35     | 2-3 |
| O6                      | UCF                  | W     | 52-38     | 3-3 |
| O13                     | at UTEP              | W     | 45-42(ot) | 4-3 |
| O20                     | NORTH CAROLINA STATE | L     | 20-34     | 4-4 |
| O27                     | UAB                  | W     | 41-6      | 5-4 |
| N3                      | at Memphis           | W     | 56-40     | 6-4 |
| N10                     | at Marshall          | L     | 7-26      | 6-5 |
| N24                     | TULANE               | W     | 35-12     | 7-5 |
| D23                     | (22) Boise State     |       |           |     |
| (Sheraton Hawai'i Bowl) | W                    | 41-38 | 8-5       |     |

### MARSHALL (3-9, 3-5 C-USA)

|     |                   |   |       |     |
|-----|-------------------|---|-------|-----|
| S1  | at Miami (Fla.)   | L | 3-31  | 0-1 |
| S8  | (3) WEST VIRGINIA | L | 23-48 | 0-2 |
| S15 | NEW HAMPSHIRE     | L | 35-48 | 0-3 |
| S22 | at Cincinnati     | L | 14-40 | 0-4 |
| O2  | at Memphis        | L | 21-24 | 0-5 |
| O13 | at Tulsa          | L | 31-38 | 0-6 |
| O21 | SOUTHERN MISS     | L | 24-33 | 0-7 |
| O27 | RICE              | W | 34-21 | 1-7 |
| N3  | at UCF            | L | 13-47 | 1-8 |
| N10 | EAST CAROLINA     | W | 26-7  | 2-8 |
| N17 | at Houston        | L | 28-35 | 2-9 |
| N24 | UAB               | W | 46-39 | 3-9 |

### MEMPHIS (7-6, 6-2 C-USA)

|                    |                        |       |            |     |
|--------------------|------------------------|-------|------------|-----|
| S1                 | MISSISSIPPI            | L     | 21-23      | 0-1 |
| S15                | JACKSONVILLE STATE     | W     | 35-14      | 1-1 |
| S22                | at UCF                 | L     | 20-56      | 1-2 |
| S27                | at Arkansas State      | L     | 31-35      | 1-3 |
| O2                 | MARSHALL               | W     | 24-21      | 2-3 |
| O13                | MIDDLE TENNESSEE STATE | L     | 7-21       | 2-4 |
| O20                | at Rice                | W     | 38-35      | 3-4 |
| O27                | at Tulane              | W     | 28-27      | 4-4 |
| N3                 | EAST CAROLINA          | L     | 40-56      | 4-5 |
| N10                | at Southern Miss       | W     | 29-26      | 5-5 |
| N17                | UAB                    | W     | 25-9       | 6-5 |
| N24                | SMU                    | W     | 55-52(3ot) | 7-5 |
| D21                | FAU (R+L Carriers      |       |            |     |
| (New Orleans Bowl) | L                      | 27-44 | 7-6        |     |

### SOUTHERN MISS (7-6, 6-3 C-USA)

|                      |                   |       |       |     |
|----------------------|-------------------|-------|-------|-----|
| S1                   | TENNESSEE-MARTIN  | W     | 35-13 | 1-0 |
| S8                   | at (24) Tennessee | L     | 9-39  | 1-1 |
| S15                  | at East Carolina  | W     | 28-21 | 2-1 |
| S27                  | at Boise State    | L     | 16-38 | 2-2 |
| O3                   | RICE              | L     | 29-31 | 2-3 |
| O13                  | SMU               | W     | 28-7  | 3-3 |
| O21                  | at Marshall       | W     | 33-24 | 4-3 |
| O28                  | UCF               | L     | 17-34 | 4-4 |
| N3                   | at UAB            | W     | 37-7  | 5-4 |
| N10                  | MEMPHIS           | L     | 26-29 | 5-5 |
| N17                  | at UTEP           | W     | 56-30 | 6-5 |
| N24                  | ARKANSAS STATE    | W     | 16-10 | 7-5 |
| D22                  | (20) Cincinnati   |       |       |     |
| (Papajohns.com Bowl) | L                 | 21-31 | 7-6   |     |

### UAB (2-10, 1-7 C-USA)

|     |                      |   |       |      |
|-----|----------------------|---|-------|------|
| S1  | at Michigan State    | L | 18-55 | 0-1  |
| S8  | at Florida State     | L | 24-34 | 0-2  |
| S15 | ALCORN STATE         | W | 22-0  | 1-2  |
| S29 | at Tulsa             | L | 30-38 | 1-3  |
| O6  | at Mississippi State | L | 13-30 | 1-4  |
| O13 | TULANE               | W | 26-21 | 2-4  |
| O20 | HOUSTON              | L | 10-49 | 2-5  |
| O27 | at East Carolina     | L | 6-41  | 2-6  |
| N3  | SOUTHERN MISS        | L | 7-37  | 2-7  |
| N10 | UCF                  | L | 31-45 | 2-8  |
| N17 | at Memphis           | L | 9-25  | 2-9  |
| N24 | at Marshall          | L | 39-46 | 2-10 |

### UCF (10-4, 7-1 C-USA)

|                         |                            |      |       |      |
|-------------------------|----------------------------|------|-------|------|
| S1                      | at North Carolina State    | W    | 25-23 | 1-0  |
| S15                     | (6) TEXAS                  | L    | 32-35 | 1-1  |
| S22                     | MEMPHIS                    | W    | 56-20 | 2-1  |
| S29                     | LOUISIANA-LAFAYETTE        | W    | 37-19 | 3-1  |
| O6                      | at East Carolina           | L    | 38-52 | 3-2  |
| O13                     | at (5) USF                 | L    | 12-64 | 3-3  |
| O20                     | TULSA                      | W    | 44-23 | 4-3  |
| O28                     | at Southern Miss           | W    | 34-17 | 5-3  |
| N3                      | MARSHALL                   | W    | 47-13 | 6-3  |
| N10                     | at UAB                     | W    | 45-31 | 7-3  |
| N17                     | at SMU                     | W    | 49-20 | 8-3  |
| N24                     | UTEP                       | W    | 36-20 | 9-3  |
| D1                      | TULSA (C-USA Championship) | W    | 44-25 | 10-3 |
| D29                     | Mississippi State          |      |       |      |
| (AutoZone Liberty Bowl) | L                          | 3-10 | 10-4  |      |

### HOUSTON (8-5, 6-2 C-USA)

|     |                  |   |       |     |
|-----|------------------|---|-------|-----|
| S1  | at Oregon        | L | 27-48 | 0-1 |
| S15 | at Tulane        | W | 34-10 | 1-1 |
| S22 | COLORADO STATE   | W | 38-27 | 2-1 |
| S29 | EAST CAROLINA    | L | 35-37 | 2-2 |
| O6  | at Alabama       | L | 20-34 | 2-3 |
| O13 | RICE             | W | 56-48 | 3-3 |
| O20 | at UAB           | W | 49-10 | 4-3 |
| O27 | at UTEP          | W | 34-31 | 5-3 |
| N4  | SMU              | W | 38-28 | 6-3 |
| N10 | at Tulsa         | L | 7-56  | 6-4 |
| N17 | MARSHALL         | W | 35-28 | 7-4 |
| N24 | TEXAS SOUTHERN   | W | 59-6  | 8-4 |
| D28 | TCU (Texas Bowl) | L | 13-20 | 8-5 |

### RICE (3-9, 3-5 C-USA)

|     |                  |   |       |     |
|-----|------------------|---|-------|-----|
| S1  | NICHOLLS STATE   | L | 14-16 | 0-1 |
| S8  | at Baylor        | L | 17-42 | 0-2 |
| S15 | TEXAS TECH       | L | 24-59 | 0-3 |
| S22 | at (7) Texas     | L | 14-58 | 0-4 |
| O3  | at Southern Miss | W | 31-29 | 1-4 |
| O13 | at Houston       | L | 48-56 | 1-5 |
| O20 | MEMPHIS          | L | 25-38 | 1-6 |
| O27 | at Marshall      | L | 21-34 | 1-7 |
| N3  | UTEP             | W | 56-48 | 2-7 |
| N10 | at SMU           | W | 43-42 | 3-7 |
| N17 | TULANE           | L | 31-45 | 3-8 |
| N24 | TULSA            | L | 43-48 | 3-9 |

### SMU (1-11, 0-8 C-USA)

|     |                   |   |            |      |
|-----|-------------------|---|------------|------|
| S3  | TEXAS TECH        | L | 9-49       | 0-1  |
| S8  | NORTH TEXAS       | W | 45-31      | 1-1  |
| S15 | at Arkansas State | L | 28-45      | 1-2  |
| S22 | at TCU            | L | 7-21       | 1-3  |
| S29 | UTEP              | L | 45-48(ot)  | 1-4  |
| O13 | at Southern Miss  | L | 7-28       | 1-5  |
| O20 | TULANE            | L | 34-41(ot)  | 1-6  |
| O27 | at Tulsa          | L | 23-29      | 1-7  |
| N4  | at Houston        | L | 28-38      | 1-8  |
| N10 | RICE              | L | 42-43      | 1-9  |
| N17 | UCF               | L | 20-49      | 1-10 |
| N24 | at Memphis        | L | 52-55(3ot) | 1-11 |

### TULANE (4-8, 3-5 C-USA)

|     |                        |   |           |     |
|-----|------------------------|---|-----------|-----|
| S8  | MISSISSIPPI STATE      | L | 17-38     | 0-1 |
| S15 | HOUSTON                | L | 10-34     | 0-2 |
| S22 | SOUTHEASTERN LOUISIANA | W | 35-27     | 1-2 |
| S29 | (2) LSU                | L | 9-34      | 1-3 |
| O6  | at Army                | L | 17-20(ot) | 1-4 |
| O13 | at UAB                 | L | 21-26     | 1-5 |
| O20 | at SMU                 | W | 41-34(ot) | 2-5 |
| O27 | MEMPHIS                | L | 27-28     | 2-6 |
| N3  | TULSA                  | L | 25-49     | 2-7 |
| N10 | UTEP                   | W | 34-19     | 3-7 |
| N17 | at Rice                | W | 45-31     | 4-7 |
| N24 | at East Carolina       | L | 12-35     | 4-8 |

### TULSA (10-4, 6-2 C-USA)

|     |                             |   |       |      |
|-----|-----------------------------|---|-------|------|
| A30 | at Louisiana-Monroe         | W | 35-17 | 1-0  |
| S15 | BYU                         | W | 55-47 | 2-0  |
| S21 | (4) OKLAHOMA                | L | 21-62 | 2-1  |
| S29 | UAB                         | W | 38-30 | 3-1  |
| O6  | at UTEP                     | L | 47-48 | 3-2  |
| O13 | MARSHALL                    | W | 38-31 | 4-2  |
| O20 | at UCF                      | L | 23-44 | 4-3  |
| O27 | SMU                         | W | 29-23 | 5-3  |
| N3  | at Tulane                   | W | 49-25 | 6-3  |
| N10 | HOUSTON                     | W | 56-7  | 7-3  |
| N17 | at Army                     | W | 49-39 | 8-3  |
| N24 | at Rice                     | W | 48-43 | 9-3  |
| D1  | at UCF (C-USA Championship) | L | 25-44 | 9-4  |
| J6  | Bowling Green (GMAC Bowl)   | W | 63-7  | 10-4 |

### UTEP (4-8, 2-6 C-USA)

|     |                     |   |           |     |
|-----|---------------------|---|-----------|-----|
| S1  | NEW MEXICO          | W | 10-6      | 1-0 |
| S8  | at Texas Tech       | L | 31-45     | 1-1 |
| S15 | at New Mexico State | L | 24-29     | 1-2 |
| S22 | TEXAS SOUTHERN      | W | 52-12     | 2-2 |
| S29 | at SMU              | W | 48-45(ot) | 3-2 |
| O6  | TULSA               | W | 48-47     | 4-2 |
| O13 | EAST CAROLINA       | L | 42-45(ot) | 4-3 |
| O27 | HOUSTON             | L | 31-34     | 4-4 |
| N3  | at Rice             | L | 48-56     | 4-5 |
| N10 | at Tulane           | L | 19-34     | 4-6 |
| N17 | SOUTHERN MISS       | L | 30-56     | 4-7 |
| N24 | at UCF              | L | 20-36     | 4-8 |

#### Offensive Player of the Year

Paul Smith, Tulsa

#### Defensive Player of the Year

Gerald McRath, Southern Miss

#### Special Teams Player of the Year

Chris Johnson, East Carolina

#### Freshman of the Year

Case Keenum, Houston


#### Coach of the Year

George O'Leary, UCF

## HIGHLIGHTS

Conference USA became just the second conference to produce a pair of 2,000-yard rushers in the same season when UCF's Kevin Smith and Tulane's Matt Forte both accomplished the rushing feat. Smith and Forte are just the 12th and 13th players in FBS history to reach the 2,000-yard mark and they finished first and second among the 2007 NCAA rushing leaders...UCF's Kevin Smith was named a consensus All-American, the league's first since 2003...Tulsa QB Paul Smith led C-USA and finished second in the NCAA in total offense at 370.3 yards per game. In addition to his league-record 47 TD passes, he also rushed for 13 scores. Smith threw for over 300 yards in all 14 games and threw for three or more TDs in 11 games...Conference USA players produced the top individual rushing performance (342 yards by Tulane's Matt Forte) on Oct. 20 vs. SMU and the top individual receiving performance (346 yards by Houston's Donnie Avery) on Oct. 13 vs. Rice) in the FBS during the 2007 season. C-USA is the first conference in major college football history to have a 300-yard rusher and a 300-yard receiver in the same season...Against Rice on Oct. 13 Houston's Avery had 345 receiving yards and Anthony Alridge had 205 yards rushing (and four TDs). It was the first time ever in major college football history that a team produced a 200-yard rusher and 300-yard receiver in the same game...The league produced six bowl teams for only the second time in its history. Tulsa defeated Bowling Green, 63-7 in the GMAC Bowl to establish a new NCAA record for victory margin in a bowl game and East Carolina defeated No. 22 Boise State, 41-38 in the Sheraton Hawai'i Bowl. Houston, Memphis, Southern Miss and UCF also participated in bowl games...Tulsa QB Paul Smith was named the winner of the third annual Wuerffel Trophy, presented to the college football player who best combines exemplary community service with athletic and academic achievement.

# 2006 STANDINGS



| East Division | C-USA |      |     |     |      |     |     | All Games |      |     |     |     |     |
|---------------|-------|------|-----|-----|------|-----|-----|-----------|------|-----|-----|-----|-----|
|               | W-L   | Pct. | H   | A   | Div. | Pts | Opp | W-L       | Pct. | H   | A   | Pts | Opp |
| SOUTHERN MISS | 6-2   | .750 | 3-1 | 3-1 | 4-1  | 213 | 132 | 9-5       | .643 | 5-1 | 4-4 | 356 | 260 |
| EAST CAROLINA | 5-3   | .625 | 3-1 | 2-2 | 4-1  | 188 | 154 | 7-6       | .538 | 4-2 | 3-4 | 280 | 270 |
| MARSHALL      | 4-4   | .500 | 3-1 | 1-3 | 2-3  | 233 | 222 | 5-7       | .417 | 4-1 | 1-6 | 311 | 351 |
| UCF           | 3-5   | .375 | 1-3 | 2-2 | 3-2  | 173 | 211 | 4-8       | .333 | 2-5 | 2-3 | 232 | 345 |
| UAB           | 2-6   | .250 | 2-2 | 0-4 | 2-3  | 177 | 220 | 3-9       | .250 | 3-3 | 0-5 | 225 | 297 |
| MEMPHIS       | 1-7   | .125 | 0-4 | 1-3 | 0-5  | 193 | 256 | 2-10      | .167 | 1-6 | 1-4 | 281 | 365 |

| West Division | C-USA |      |     |     |      |     |     | All Games |      |     |     |     |     |
|---------------|-------|------|-----|-----|------|-----|-----|-----------|------|-----|-----|-----|-----|
|               | W-L   | Pct. | H   | A   | Div. | Pts | Opp | W-L       | Pct. | H   | A   | Pts | Opp |
| x- HOUSTON    | 7-1   | .875 | 4-0 | 3-1 | 5-0  | 275 | 173 | 10-4      | .714 | 7-1 | 3-3 | 458 | 329 |
| RICE          | 6-2   | .750 | 3-1 | 3-1 | 3-2  | 255 | 244 | 7-6       | .538 | 3-1 | 4-5 | 350 | 432 |
| TULSA         | 5-3   | .625 | 3-1 | 2-2 | 2-3  | 226 | 155 | 8-5       | .615 | 5-1 | 3-4 | 360 | 262 |
| SMU           | 4-4   | .500 | 3-1 | 1-3 | 2-3  | 216 | 212 | 6-6       | .500 | 5-1 | 1-5 | 325 | 294 |
| UTEP          | 3-5   | .375 | 2-2 | 1-3 | 2-3  | 202 | 246 | 5-7       | .417 | 3-3 | 2-4 | 328 | 375 |
| TULANE        | 2-6   | .250 | 2-2 | 0-4 | 1-4  | 130 | 256 | 4-8       | .333 | 3-2 | 1-6 | 224 | 400 |

x- Conference USA Champion

## EAST CAROLINA (7-6, 5-3 C-USA)

|     |                              |   |            |     |
|-----|------------------------------|---|------------|-----|
| S2  | at Navy                      | L | 23-28      | 0-1 |
| S9  | at UAB                       | L | 12-17      | 0-2 |
| S16 | MEMPHIS                      | W | 35-20      | 1-2 |
| S23 | (4) WEST VA.                 | L | 10-27      | 1-3 |
| 07  | VIRGINIA                     | W | 31-21      | 2-3 |
| 014 | TULSA                        | L | 10-31      | 2-4 |
| 021 | SMU                          | W | 38-21      | 3-4 |
| 028 | at Southern Miss             | W | 20-17 (ot) | 4-4 |
| N4  | at UCF                       | W | 23-10      | 5-4 |
| N11 | MARSHALL                     | W | 33-20      | 6-4 |
| N18 | at Rice                      | L | 17-18      | 6-5 |
| N25 | at N. Carolina St.           | W | 21-16      | 7-5 |
| D23 | vs. USF (Papajohns.com Bowl) | L | 7-24       | 7-6 |

## MARSHALL (5-7, 4-4 C-USA)

|     |                      |   |       |     |
|-----|----------------------|---|-------|-----|
| S2  | at (5) West Virginia | L | 10-42 | 0-1 |
| S9  | HOFSTRA              | W | 54-31 | 1-1 |
| S16 | at Kansas State      | L | 7-23  | 1-2 |
| S23 | at (17) Tennessee    | L | 7-33  | 1-3 |
| 04  | (Wed.) UCF           | L | 22-23 | 1-4 |
| 014 | at SMU               | L | 21-31 | 1-5 |
| 021 | at UAB               | W | 31-24 | 2-5 |
| 028 | MEMPHIS              | W | 41-27 | 3-5 |
| N4  | TULANE               | W | 42-21 | 4-5 |
| N11 | at East Carolina     | L | 20-33 | 4-6 |
| N18 | UTEP                 | W | 49-21 | 5-6 |
| N25 | at Southern Miss     | L | 7-42  | 5-7 |

## MEMPHIS (2-10, 1-7 C-USA)

|     |                      |   |            |      |
|-----|----------------------|---|------------|------|
| S3  | (Sun) at Mississippi | L | 25-28      | 0-1  |
| S9  | CHATTANOOGA          | W | 33-14      | 1-1  |
| S16 | at East Carolina     | L | 20-35      | 1-2  |
| S30 | (15) TENNESSEE       | L | 7-41       | 1-3  |
| 07  | at UAB               | L | 29-35      | 1-4  |
| 014 | ARKANSAS STATE       | L | 23-26      | 1-5  |
| 021 | TULSA                | L | 14-35      | 1-6  |
| 028 | at Marshall          | L | 27-41      | 1-7  |
| N5  | (Sun) SOUTHERN MISS  | L | 21-42      | 1-8  |
| N11 | UCF                  | L | 24-26      | 1-9  |
| N18 | HOUSTON              | L | 20-23 (ot) | 1-10 |
| N25 | at UTEP              | W | 38-19      | 2-10 |

## SOUTHERN MISS (9-5, 6-2 C-USA)

|     |                                      |   |            |     |
|-----|--------------------------------------|---|------------|-----|
| S2  | at (7) Florida                       | L | 7-34       | 0-1 |
| S9  | SOUTHEASTERN LA.                     | W | 45-0       | 1-1 |
| S16 | NORTH CAROLINA STATE                 | W | 37-17      | 2-1 |
| S26 | (Tue.) at UCF                        | W | 19-14      | 3-1 |
| 03  | (Tue.) at Tulsa                      | L | 6-20       | 3-2 |
| 014 | HOUSTON                              | W | 31-27      | 4-2 |
| 021 | at Virginia Tech                     | L | 6-36       | 4-3 |
| 028 | EAST CAROLINA                        | L | 17-20 (ot) | 4-4 |
| N5  | (Sun) at Memphis                     | W | 42-21      | 5-4 |
| N11 | at Tulane                            | W | 31-3       | 6-4 |
| N18 | UAB                                  | W | 25-20      | 7-4 |
| N25 | MARSHALL                             | W | 42-7       | 8-4 |
| D1  | at Houston (C-USA Championship Game) | L | 20-34      | 8-5 |
| J7  | vs. Ohio (GMAC Bowl)                 | W | 28-7       | 9-5 |

## UAB (3-9, 2-6 C-USA)

|     |                   |   |            |     |
|-----|-------------------|---|------------|-----|
| S2  | at (10) Oklahoma  | L | 17-24      | 0-1 |
| S9  | EAST CAROLINA     | W | 17-12      | 1-1 |
| S16 | at (9) Georgia    | L | 0-34       | 1-2 |
| S23 | MISSISSIPPI STATE | L | 10-16 (ot) | 1-3 |
| S30 | TROY              | W | 21-3       | 2-3 |
| 07  | MEMPHIS           | W | 35-29      | 3-3 |
| 014 | at Rice           | L | 33-34      | 3-4 |
| 021 | MARSHALL          | L | 24-31      | 3-5 |
| 031 | (Tue.) at SMU     | L | 9-22       | 3-6 |
| N10 | (Fri.) UTEP       | L | 17-36      | 3-7 |
| N18 | at Southern Miss  | L | 20-25      | 3-8 |
| N25 | at UCF            | L | 2-31       | 3-9 |

## UCF (4-8, 3-5 C-USA)

|     |                      |   |       |     |
|-----|----------------------|---|-------|-----|
| S2  | VILLANOVA            | W | 35-16 | 1-0 |
| S9  | at (7) Florida       | L | 0-42  | 1-1 |
| S16 | USF                  | L | 17-24 | 1-2 |
| S26 | (Tue.) SOUTHERN MISS | L | 14-19 | 1-3 |
| 04  | (Wed.) at Marshall   | W | 23-22 | 2-3 |
| 013 | (Fri.) PITTSBURGH    | L | 7-52  | 2-4 |
| 021 | RICE                 | L | 29-40 | 2-5 |
| 028 | at Houston           | L | 31-51 | 2-6 |
| N4  | EAST CAROLINA        | L | 10-23 | 2-7 |
| N11 | at Memphis           | W | 26-24 | 3-7 |
| N18 | at Tulane            | L | 9-10  | 3-8 |
| N25 | UAB                  | W | 31-22 | 4-8 |

## HOUSTON (10-4, 7-1 C-USA)

|     |  |   |       |      |
|-----|--|---|-------|------|
| S2  | at Rice  | W | 31-30 | 1-0  |
| S9  | TULANE   | W | 45-7  | 2-0  |
| S16 | GRAMBLING  | W | 42-22 | 3-0  |
| S23 | OKLAHOMA STATE   | W | 34-25 | 4-0  |
| S30 | at Miami (Fla.)  | L | 13-14 | 4-1  |
| 07  | LOUISIANA-LAFAYETTE  | L | 28-31 | 4-2  |
| 014 | at Southern Miss   | L | 27-31 | 4-3  |
| 021 | UTEP   | W | 34-17 | 5-3  |
| 028 | UCF  | W | 51-31 | 6-3  |
| N4  | TULSA  | W | 27-10 | 7-3  |
| N11 | at SMU   | W | 37-27 | 8-3  |
| N18 | at Memphis   | W | 23-20 | 9-3  |
| D1  | SOUTHERN MISS (C-USA Championship Game) vs. South Carolina (AutoZone Liberty Bowl) | W | 34-20 | 10-3 |
| D29 | vs. Troy (R+L Carriers New Orleans Bowl)   | L | 36-44 | 10-4 |

## RICE (7-6, 6-2 C-USA)

|     |  |   |             |     |
|-----|--|---|-------------|-----|
| S2  | HOUSTON                                  | L | 30-31       | 0-1 |
| S9  | at UCLA                                  | L | 16-26       | 0-2 |
| S16 | *(8) TEXAS                               | L | 7-52        | 0-3 |
| S23 | at (17) Florida St.                      | L | 7-55        | 0-4 |
| S30 | at Army                                  | W | 48-14       | 1-4 |
| 07  | at Tulane                                | L | 24-38       | 1-5 |
| 014 | UAB                                      | W | 34-33       | 2-5 |
| 021 | at UCF                                   | W | 40-29       | 3-5 |
| N4  | at UTEP                                  | W | 37-31       | 4-5 |
| N11 | at Tulsa                                 | W | 41-38 (2ot) | 5-5 |
| N18 | EAST CAROLINA                            | W | 18-17       | 6-5 |
| N25 | SMU                                      | W | 31-27       | 7-5 |
| D22 | vs. Troy (R+L Carriers New Orleans Bowl) | L | 24-412      | 7-6 |

## SMU (6-6, 4-4 C-USA)

|     |                    |   |       |     |
|-----|--------------------|---|-------|-----|
| S2  | at (25) Texas Tech | L | 3-35  | 0-1 |
| S9  | at North Texas     | L | 6-24  | 0-2 |
| S16 | SAM HOUSTON STATE  | W | 45-14 | 1-2 |
| S23 | ARKANSAS STATE     | W | 55-9  | 2-2 |
| S30 | at Tulane          | W | 33-28 | 3-2 |
| 07  | at UTEP            | L | 21-24 | 3-3 |
| 014 | MARSHALL           | W | 31-21 | 4-3 |
| 021 | at East Carolina   | L | 21-38 | 4-4 |
| 031 | (Tue.) UAB         | W | 22-9  | 5-4 |
| N11 | HOUSTON            | L | 27-37 | 5-5 |
| N18 | TULSA              | W | 34-24 | 6-5 |
| N25 | at Rice            | L | 27-31 | 6-6 |

## TULANE (4-8, 2-6 C-USA)

|     |                      |   |       |     |
|-----|----------------------|---|-------|-----|
| S9  | at Houston           | L | 7-45  | 0-1 |
| S16 | at Mississippi State | W | 32-29 | 1-1 |
| S23 | at (10) LSU          | L | 7-49  | 1-2 |
| S30 | SMU                  | L | 28-33 | 1-3 |
| 07  | RICE                 | W | 38-24 | 2-3 |
| 014 | at UTEP              | L | 20-34 | 2-4 |
| 021 | at (7) Auburn        | L | 13-38 | 2-5 |
| 028 | ARMY                 | W | 42-28 | 3-5 |
| N4  | at Marshall          | L | 21-42 | 3-6 |
| N11 | SOUTHERN MISS        | L | 3-31  | 3-7 |
| N18 | UCF                  | W | 10-9  | 4-7 |
| N24 | (Fri.) at Tulsa      | L | 3-31  | 4-8 |

## TULSA (8-5, 5-3 C-USA)

|     |  |   |             |     |
|-----|--|---|-------------|-----|
| A31 | (Thu.) STEPHEN F. AUSTIN                     | W | 45-7        | 1-0 |
| S9  | at BYU                                       | L | 24-49       | 1-1 |
| S16 | NORTH TEXAS                                  | W | 28-3        | 2-1 |
| S23 | at Navy                                      | W | 24-23 (ot)  | 3-1 |
| 03  | (Tue.) SOUTHERN MISS                         | W | 20-6        | 4-1 |
| 014 | at East Carolina                             | W | 31-10       | 5-1 |
| 021 | at Memphis                                   | W | 35-14       | 6-1 |
| 027 | (Fri.) UTEP                                  | W | 30-20       | 7-1 |
| N4  | at Houston                                   | L | 10-27       | 7-2 |
| N11 | RICE   | L | 38-41 (2ot) | 7-3 |
| N18 | at SMU                                       | L | 24-34       | 7-4 |
| N24 | (Fri.) TULANE                                | W | 31-3        | 8-4 |
| D23 | vs. Utah (Bell Helicopter Armed Forces Bowl) | L | 13-25       | 8-5 |

## UTEP (5-7, 3-5 C-USA)

|     |                           |   |            |     |
|-----|---------------------------|---|------------|-----|
| A31 | (Thu.) at San Diego State | W | 34-27      | 1-0 |
| S9  | (25) TEXAS TECH           | L | 35-38 (ot) | 1-1 |
| S23 | at New Mexico             | L | 13-26      | 1-2 |
| S30 | NEW MEXICO STATE          | W | 44-38      | 2-2 |
| 07  | SMU                       | W | 24-21      | 3-2 |
| 014 | TULANE                    | W | 34-20      | 4-2 |
| 021 | at Houston                | L | 17-34      | 4-3 |
| 027 | (Fri.) at Tulsa           | L | 20-30      | 4-4 |
| N4  | RICE                      | L | 31-37      | 4-5 |
| N10 | (Fri.) at UAB             | W | 36-17      | 5-5 |
| N18 | at Marshall               | L | 21-49      | 5-6 |
| N25 | MEMPHIS                   | L | 19-38      | 5-7 |

### Offensive Player of the Year

Kevin Kolb, Houston

### Defensive Players of the Year

Albert McClellan, Marshall  
Nick Bunting, Tulsa

### Special Teams Player of the Year

Johnnie Lee Higgins, UTEP

### Freshman of the Year

Justin Willis, SMU

### Coaches of the Year

Art Briles, Houston  
Todd Graham, Rice

## HIGHLIGHTS

Two C-USA teams (East Carolina and UCF) set new school records for single-season home attendance....Houston established a new Robertson Stadium record for attendance when it hosted the second annual Conference USA Football Championship Game on December 1....The Cougars defeated Southern Miss in the game, 34-20, for its first conference title since the league's inaugural season in 1996....Led by C-USA Offensive Player of the Year QB Kevin Kolb, the Cougars posted their highest win total since 1990 and represented C-USA in the AutoZone Liberty Bowl. Houston was joined by Southern Miss (GMAC), Tulsa (Bell Helicopter Armed Forces Bowl), East Carolina (Papajohns.com) and Rice (R+L Carriers New Orleans) in postseason play....Rice's bowl appearance was its first since 1961, ending the nation's second-longest postseason drought, while becoming the nation's second most-improved team. Sophomore wide receiver Jarrett Dillard was a big contributor to the Owls' turnaround season, leading the nation in touchdown receptions with 21, scoring at least one TD in each game....The league was sparked by two of the most productive freshmen in Division I-A. Southern Miss RB Damien Fletcher led all true freshmen in rushing yards with 1,388, while also scoring 11 touchdowns. SMU redshirt QB Justin Willis re-wrote the Mustangs passing records, throwing for 2,047 yards, a school-record 26 touchdown passes and just six interceptions.


# 2005 STANDINGS

| East Division | C-USA |      |     |     |      |     |     | All Games |      |     |     |     |     |
|---------------|-------|------|-----|-----|------|-----|-----|-----------|------|-----|-----|-----|-----|
|               | W-L   | Pct. | H   | A   | Div. | Pts | Opp | W-L       | Pct. | H   | A   | Pts | Opp |
| UCF           | 7-1   | .875 | 4-1 | 4-0 | 3-1  | 245 | 204 | 8-5       | .615 | 4-1 | 4-4 | 373 | 373 |
| MEMPHIS       | 5-3   | .625 | 3-2 | 3-1 | 2-2  | 207 | 201 | 7-5       | .583 | 4-2 | 3-3 | 326 | 276 |
| SOUTHERN MISS | 5-3   | .625 | 4-1 | 2-2 | 3-1  | 238 | 182 | 7-5       | .583 | 3-2 | 4-3 | 355 | 272 |
| EAST CAROLINA | 4-4   | .500 | 2-3 | 2-2 | 2-2  | 194 | 232 | 5-6       | .455 | 3-2 | 2-4 | 267 | 317 |
| UAB           | 3-5   | .375 | 1-4 | 1-3 | 2-2  | 235 | 212 | 5-6       | .455 | 2-3 | 3-3 | 307 | 264 |
| MARSHALL      | 3-5   | .375 | 1-4 | 2-2 | 1-3  | 135 | 199 | 4-7       | .364 | 3-3 | 1-4 | 204 | 285 |

| West Division | C-USA |      |     |     |      |     |     | All Games |      |     |     |     |     |
|---------------|-------|------|-----|-----|------|-----|-----|-----------|------|-----|-----|-----|-----|
|               | W-L   | Pct. | H   | A   | Div. | Pts | Opp | W-L       | Pct. | H   | A   | Pts | Opp |
| x- TULSA      | 6-2   | .750 | 2-2 | 3-1 | 3-1  | 276 | 180 | 9-4       | .692 | 3-2 | 6-2 | 430 | 305 |
| UTEP          | 5-3   | .625 | 4-1 | 3-1 | 2-2  | 269 | 236 | 8-4       | .667 | 5-1 | 3-3 | 382 | 311 |
| HOUSTON       | 4-4   | .500 | 3-2 | 2-2 | 2-2  | 241 | 218 | 6-6       | .500 | 3-3 | 3-3 | 337 | 324 |
| SMU           | 4-4   | .500 | 3-2 | 2-2 | 2-2  | 177 | 176 | 5-6       | .455 | 3-3 | 2-3 | 229 | 280 |
| TULANE        | 1-7   | .125 | 1-4 | 0-4 | 1-3  | 171 | 257 | 2-9       | .182 | 1-5 | 1-4 | 234 | 348 |
| RICE          | 1-7   | .125 | 1-4 | 1-3 | 0-4  | 201 | 292 | 1-10      | .089 | 1-4 | 0-6 | 241 | 447 |

x- Conference USA Champion



## EAST CAROLINA (5-6, 4-4 C-USA)

|     |                  |   |       |
|-----|------------------|---|-------|
| S3  | DUKE             | W | 24-21 |
| S17 | at Wake Forest   | L | 34-44 |
| S24 | at West Virginia | L | 15-20 |
| O1  | SOUTHERN MISS    | L | 7-33  |
| O8  | RICE             | W | 41-28 |
| O15 | at SMU           | W | 24-17 |
| O22 | at Memphis (I)   | L | 24-27 |
| O29 | UCF              | L | 20-30 |
| N12 | at Tulsa         | L | 13-45 |
| N19 | at Marshall      | W | 34-29 |
| N26 | UAB              | W | 31-23 |

## MARSHALL (4-7, 3-5 C-USA)

|     |                      |   |            |
|-----|----------------------|---|------------|
| S1  | WILLIAM & MARY       | W | 36-24      |
| S10 | KANSAS STATE         | L | 19-21      |
| S24 | at UCF               | L | 13-23      |
| O1  | SMU                  | W | 16-13 (ot) |
| O8  | at (3) Virginia Tech | L | 14-41      |
| O15 | UAB                  | W | 20-19      |
| O22 | at UTEP              | L | 3-31       |
| O29 | vs. Tulane           | W | 27-26      |
| N8  | SOUTHERN MISS        | L | 24-27 (ot) |
| N19 | EAST CAROLINA        | L | 29-34      |
| N26 | at Memphis           | L | 3-26       |

## MEMPHIS (7-5, 5-3 C-USA)

|     |                  |   |            |
|-----|------------------|---|------------|
| S5  | MISSISSIPPI      | L | 6-10       |
| S17 | CHATTANOOGA      | W | 59-14      |
| S24 | at Tulsa         | L | 31-37 (ot) |
| O1  | UTEP             | W | 27-20      |
| O8  | at UCF           | L | 17-38      |
| O15 | at Houston       | W | 35-20      |
| O22 | EAST CAROLINA    | W | 27-24      |
| N1  | UAB              | L | 20-37      |
| N12 | at Tennessee     | L | 16-20      |
| N19 | at Southern Miss | W | 24-22      |
| N26 | MARSHALL         | W | 26-3       |
| D26 | vs. Akron        | W | 38-31      |

(Motor City Bowl)

## SOUTHERN MISS (7-5, 5-3 C-USA)

|     |                         |   |            |
|-----|-------------------------|---|------------|
| S10 | at Alabama              | L | 21-30      |
| S17 | McNEESE STATE           | W | 48-20      |
| O1  | at East Carolina        | W | 33-7       |
| O8  | TULSA                   | L | 17-34      |
| O15 | UCF                     | W | 52-31      |
| O21 | at UAB                  | W | 37-28      |
| O29 | at North Carolina State | L | 17-21      |
| N8  | at Marshall             | W | 27-24 (ot) |
| N13 | at Houston              | L | 24-27      |
| N19 | MEMPHIS                 | L | 22-24      |
| N26 | TULANE                  | W | 26-7       |
| D20 | vs. Arkansas State      | W | 31-19      |

(New Orleans Bowl)

## UAB (5-6, 3-5 C-USA)

|     |                    |   |       |
|-----|--------------------|---|-------|
| S3  | at Tennessee       | L | 10-17 |
| S10 | at Troy State      | W | 27-7  |
| S17 | JACKSONVILLE STATE | W | 35-28 |
| O1  | RICE               | W | 45-26 |
| O8  | SMU                | L | 27-28 |
| O15 | at Marshall        | L | 19-20 |
| O21 | SOUTHERN MISS      | L | 28-37 |
| N1  | at Memphis         | W | 37-20 |
| N12 | UCF                | L | 21-27 |
| N19 | at UTEP            | W | 35-23 |
| N26 | at East Carolina   | L | 23-31 |

## UCF (8-5, 7-1 C-USA)

|     |                   |   |       |
|-----|-------------------|---|-------|
| S1  | at South Carolina | L | 15-24 |
| S17 | at USF            | L | 14-31 |
| S24 | MARSHALL          | W | 23-13 |

|     |                        |   |       |
|-----|------------------------|---|-------|
| O1  | at Louisiana-Lafayette | W | 24-21 |
| O8  | MEMPHIS                | W | 38-17 |
| O15 | at Southern Miss       | L | 31-52 |
| O21 | TULANE                 | W | 34-24 |
| O29 | at East Carolina       | W | 30-20 |
| N5  | HOUSTON                | W | 31-29 |
| N12 | at UAB                 | W | 27-21 |
| N19 | at Rice                | W | 31-28 |
| D3  | TULSA                  | L | 27-44 |

C-USA CHAMPIONSHIP GAME  
D24 vs. Nevada  
(Sheraton Hawai'i Bowl) L 48-49 (ot)

## HOUSTON (6-6, 4-4 C-USA)

|     |                      |   |             |
|-----|----------------------|---|-------------|
| S1  | OREGON               | L | 24-38       |
| S10 | SAM HOUSTON STATE    | W | 31-10       |
| S16 | at UTEP              | L | 41-44 (2ot) |
| O1  | at Tulsa             | W | 30-23       |
| O8  | vs. Tulane           | W | 35-14       |
| O15 | MEMPHIS              | L | 20-35       |
| O22 | at Mississippi State | W | 28-16       |
| N5  | at UCF               | L | 29-31       |
| N13 | SOUTHERN MISS        | W | 27-24       |
| N19 | SMU                  | L | 24-29       |
| N26 | RICE                 | W | 35-18       |
| D23 | vs. Kansas           | L | 13-42       |

(Fort Worth Bowl)

## RICE (1-10, 1-7 C-USA)

|     |                  |   |       |
|-----|------------------|---|-------|
| S10 | at UCLA          | L | 21-63 |
| S17 | at (2) Texas     | L | 10-51 |
| O1  | at UAB           | L | 26-45 |
| O8  | at East Carolina | L | 28-41 |
| O15 | TULSA            | L | 21-41 |
| O22 | NAVY             | L | 9-41  |
| O29 | UTEP             | L | 31-38 |
| N5  | at SMU           | L | 7-27  |
| N12 | TULANE           | W | 42-34 |
| N19 | UCF              | L | 28-31 |
| N26 | at Houston       | L | 18-35 |

## SMU (5-6, 4-4 C-USA)

|     |               |   |            |
|-----|---------------|---|------------|
| S3  | BAYLOR        | L | 23-28      |
| S10 | (22) TCU      | W | 21-10      |
| S17 | at Texas A&M  | L | 8-66       |
| S24 | TULANE        | L | 10-31      |
| O1  | at Marshall   | L | 13-16 (ot) |
| O8  | at UAB        | W | 28-27      |
| O15 | EAST CAROLINA | L | 17-24      |
| O22 | at Tulsa      | L | 13-20      |
| N5  | RICE          | W | 27-7       |
| N19 | at Houston    | W | 29-24      |
| N26 | UTEP          | W | 40-27      |

## TULANE (2-9, 1-7 C-USA)

|     |                      |   |       |
|-----|----------------------|---|-------|
| S4  | at Mississippi State | L | 7-28  |
| S17 | #MISSISSIPPI ST.     | L | 14-21 |
| S24 | at SMU               | W | 31-10 |
| O1  | %SE LOUISIANA        | W | 28-21 |
| O8  | %HOUSTON             | L | 14-35 |

|     |                  |   |       |
|-----|------------------|---|-------|
| O14 | &-UTEP           | L | 21-45 |
| O21 | at UCF           | L | 24-34 |
| O29 | %MARSHALL        | L | 26-27 |
| N5  | at Navy          | L | 21-49 |
| N12 | at Rice          | L | 34-42 |
| N19 | *TULSA           | L | 14-38 |
| N26 | at Southern Miss | L | 7-26  |

# - Independence Stadium (Shreveport, La.)  
 % - Tiger Stadium (Baton Rouge, La.)  
 % - Cajun Field (Lafayette, La.)  
 & - Joe Aillet Stadium (Ruston, La.)  
 ! - Ladd-Peebles Stadium (Mobile, Ala.)  
 \* - Malone Stadium (Monroe, La.)  
 \* - Tad Gormley Stadium

## TULSA (9-4, 6-2 C-USA)

|     |                  |   |            |
|-----|------------------|---|------------|
| S1  | MINNESOTA        | L | 10-41      |
| S10 | at (16) Oklahoma | L | 15-31      |
| S17 | at North Texas   | W | 54-2       |
| S24 | MEMPHIS          | W | 37-31 (ot) |
| O1  | HOUSTON          | L | 23-30      |
| O8  | at Southern Miss | W | 34-17      |
| O15 | at Rice          | W | 41-21      |
| O22 | SMU              | W | 20-13      |
| N5  | at UTEP          | L | 38-41      |
| N12 | EAST CAROLINA    | W | 45-13      |
| N19 | *at Tulane       | W | 38-14      |
| D3  | at UCF           | W | 44-27      |

C-USA Championship Game  
(Orlando, Fla.)  
 D31 vs. Fresno State  
(AutoZone Liberty Bowl) W 31-24

## UTEP (8-4, 5-3 C-USA)

|     |                     |   |             |
|-----|---------------------|---|-------------|
| S3  | at New Mexico State | W | 34-17       |
| S16 | HOUSTON             | W | 44-41 (2ot) |
| S24 | NEW MEXICO          | W | 21-13       |
| O1  | at Memphis          | L | 20-27       |
| O14 | &vs. Tulane         | W | 45-21       |
| O22 | MARSHALL            | W | 31-3        |
| O29 | at Rice             | W | 38-31       |
| N5  | TULSA               | W | 41-38       |
| N12 | TEXAS SOUTHERN      | W | 45-0        |
| N19 | UAB                 | L | 23-35       |
| N26 | at SMU              | L | 27-40       |
| D21 | vs. Toledo          | L | 13-45       |

(GMAC Bowl)

### Offensive Player of the Year

DeAngelo Williams, Memphis

### Defensive Player of the Year

Kevis Coley, LB, Southern Miss

### Special Teams Player of the Year

Stephen Gostkowski, K, Memphis

### Freshman of the Year

Kevin Smith, RB, UCF

### Coach of the Year

George O'Leary, UCF


## HIGHLIGHTS

Tulsa defeated UCF, 44-27 in the inaugural C-USA Football Championship Game presented by Xbox 360. A UCF school-record crowd of 51,978 was on hand at the Citrus Bowl for the game...C-USA sent a league-record six teams to bowl games. Tulsa won the Liberty Bowl and UTEP (GMAC), UCF (Sheraton Hawaii), Houston (Fort Worth), Southern Miss (New Orleans) and Memphis (Motor City) each participated in the postseason...Three-time C-USA Offensive Player of the Year DeAngelo Williams of Memphis closed out his career as the NCAA's all-time leader in all-purpose yards (7,573), while ranking fourth in rushing yards (6,026)...UCF completed the fourth-largest turnaround in NCAA history, going from 0-11 in 2004 to 9-4 and the school's first bowl game in 2005...Tulsa TE Garrett Mills set a new NCAA record for receiving yards by a tight end with 1,235...Following Hurricane Katrina, Tulane's displaced football team headquarters in Ruston, La., and played its "home" games in six different stadiums in Louisiana and Alabama. The squad earned the 2005 FWAA Courage Award and the 2005 Disney's Wide World of Sports Spirit Award, which is given annually to college football's most inspirational athlete or team...Six new schools, Marshall, Rice, SMU, Tulsa, UCF and UTEP made their debuts as members of Conference USA.

# 2004 STANDINGS

|               | C-USA |       |     |     |     |     | All Games |      |     |     |     |     |
|---------------|-------|-------|-----|-----|-----|-----|-----------|------|-----|-----|-----|-----|
|               | W-L   | Pct.  | H   | A   | Pts | Opp | W-L       | Pct. | H   | A   | Pts | Opp |
| x- LOUISVILLE | 8-0   | 1.000 | 4-0 | 4-0 | 453 | 155 | 11-1      | .917 | 5-0 | 6-1 | 597 | 236 |
| MEMPHIS       | 5-3   | .625  | 3-1 | 2-2 | 276 | 254 | 8-4       | .667 | 4-1 | 3-4 | 430 | 375 |
| UAB           | 5-3   | .625  | 3-1 | 2-2 | 241 | 231 | 7-5       | .583 | 4-1 | 3-4 | 372 | 351 |
| SOUTHERN MISS | 5-3   | .625  | 3-1 | 2-2 | 238 | 218 | 7-5       | .583 | 3-2 | 3-3 | 309 | 298 |
| CINCINNATI    | 5-3   | .625  | 3-1 | 2-2 | 254 | 244 | 7-5       | .583 | 4-1 | 3-4 | 344 | 320 |
| TULANE        | 3-5   | .375  | 2-2 | 1-3 | 204 | 294 | 5-6       | .455 | 4-2 | 1-4 | 300 | 361 |
| TCU           | 3-5   | .375  | 2-2 | 1-3 | 235 | 258 | 5-6       | .455 | 4-2 | 1-4 | 362 | 373 |
| USF           | 3-5   | .375  | 1-3 | 2-2 | 233 | 265 | 4-7       | .364 | 2-4 | 2-3 | 271 | 351 |
| HOUSTON       | 3-5   | .375  | 3-1 | 0-4 | 197 | 243 | 3-8       | .273 | 3-2 | 0-6 | 230 | 354 |
| EAST CAROLINA | 2-6   | .250  | 2-2 | 0-4 | 177 | 300 | 2-9       | .182 | 2-3 | 0-6 | 231 | 439 |
| ARMY          | 2-6   | .250  | 1-3 | 1-3 | 222 | 275 | 2-9       | .182 | 1-4 | 1-5 | 260 | 388 |

x- Conference USA Champion



## ARMY (2-9, 2-6 C-USA)

|     |                             |   |       |
|-----|-----------------------------|---|-------|
| S11 | LOUISVILLE                  | L | 21-52 |
| S18 | at Houston                  | L | 21-35 |
| S25 | at Connecticut              | L | 3-40  |
| O2  | TCU                         | L | 17-21 |
| O9  | CINCINNATI                  | W | 48-29 |
| O16 | at USF                      | W | 42-35 |
| O30 | at East Carolina            | L | 28-38 |
| N6  | AIR FORCE                   | L | 22-31 |
| N13 | at Tulane                   | L | 31-45 |
| N20 | UAB                         | L | 14-20 |
| D4  | vs. Navy (Philadelphia-CBS) | L | 13-42 |

## CINCINNATI (7-5, 5-3 C-USA)

|     |  |   |       |
|-----|--|---|-------|
| S4  | at (9) Ohio State                            | L | 6-27  |
| S11 | MIAMI (OHIO)                                 | W | 45-26 |
| S18 | at Syracuse                                  | L | 7-9   |
| S25 | at East Carolina                             | W | 24-19 |
| O2  | UAB  | L | 27-30 |
| O9  | at Army                                      | L | 29-48 |
| O23 | MEMPHIS                                      | W | 49-10 |
| O30 | TCU  | W | 21-10 |
| N6  | at (21) Southern Miss                        | W | 52-24 |
| N20 | USF  | W | 45-23 |
| N27 | at (7) Louisville                            | L | 7-70  |
| D23 | vs. Marshall (PlainsCapital Fort Worth Bowl) | W | 32-14 |

## EAST CAROLINA (2-9, 2-6 C-USA)

|     |                               |   |       |
|-----|-------------------------------|---|-------|
| S4  | at (10) West Virginia         | L | 23-56 |
| S11 | WAKE FOREST                   | L | 17-31 |
| S25 | CINCINNATI                    | L | 19-24 |
| O2  | at (22) Louisville            | L | 7-59  |
| O9  | TULANE                        | W | 27-25 |
| O23 | at Southern Miss              | L | 10-51 |
| O30 | ARMY                          | W | 38-28 |
| N6  | at Houston                    | L | 24-34 |
| N13 | at USF                        | L | 17-41 |
| N20 | MEMPHIS                       | L | 35-38 |
| N27 | vs. N.C. State (in Charlotte) | L | 14-52 |

## HOUSTON (3-8, 3-5 C-USA)

|     |                            |   |            |
|-----|----------------------------|---|------------|
| S5  | vs. Rice (Reliant Stadium) | L | 7-10       |
| S11 | at (2) Oklahoma            | L | 13-63      |
| S18 | ARMY                       | W | 35-21      |
| S23 | (4) MIAMI (FLA.)           | L | 13-38      |
| O2  | at Memphis                 | L | 14-41      |
| O7  | at Southern Miss           | L | 29-35 (ot) |
| O23 | at TCU                     | L | 27-34      |
| O30 | TULANE                     | W | 24-3       |
| N6  | EAST CAROLINA              | W | 34-24      |
| N13 | at UAB                     | L | 7-20       |
| N20 | (8) LOUISVILLE             | L | 27-65      |

## LOUISVILLE (11-1, 8-0 C-USA)

|     |                     |   |       |
|-----|---------------------|---|-------|
| S5  | KENTUCKY            | W | 28-0  |
| S11 | at Army             | W | 52-21 |
| S25 | at North Carolina   | W | 34-0  |
| O2  | EAST CAROLINA       | W | 59-7  |
| O14 | at (3) Miami (Fla.) | L | 38-41 |
| O22 | USF                 | W | 41-9  |
| N4  | at Memphis          | W | 56-49 |
| N10 | TCU                 | W | 55-28 |
| N20 | at Houston          | W | 65-27 |

|     |  |   |       |
|-----|--|---|-------|
| N27 | CINCINNATI                                   | W | 70-7  |
| D4  | at Tulane                                    | W | 55-7  |
| D31 | vs. (10) Boise State (AutoZone Liberty Bowl) | W | 44-40 |

## MEMPHIS (8-4, 5-3 C-USA)

|     |                               |   |       |
|-----|-------------------------------|---|-------|
| S4  | at Mississippi                | W | 20-13 |
| S11 | CHATTANOOGA                   | W | 52-21 |
| S18 | at Arkansas State             | W | 47-35 |
| S25 | at UAB                        | L | 28-35 |
| O2  | HOUSTON                       | W | 41-14 |
| O16 | TULANE                        | W | 49-24 |
| O23 | at Cincinnati                 | L | 10-49 |
| N4  | (14) LOUISVILLE               | L | 49-56 |
| N12 | SOUTHERN MISS                 | W | 30-26 |
| N20 | at East Carolina              | W | 38-35 |
| N27 | at USF                        | W | 31-15 |
| D23 | vs. Bowling Green (GMAC Bowl) | L | 35-52 |

## SOUTHERN MISS (7-5, 5-3 C-USA)

|     |  |   |            |
|-----|--|---|------------|
| S1  | OKLAHOMA STATE                             | W | 17-9       |
| S11 | at Nebraska                                | W | 21-17      |
| S25 | at Tulane                                  | W | 32-14      |
| O2  | at USF                                     | W | 27-20      |
| O7  | HOUSTON                                    | W | 35-29 (ot) |
| O16 | at Alabama                                 | L | 3-27       |
| O23 | EAST CAROLINA                              | W | 51-10      |
| N6  | CINCINNATI                                 | L | 24-52      |
| N12 | at Memphis                                 | L | 26-30      |
| N20 | at TCU                                     | L | 17-42      |
| N27 | UAB  | W | 26-21      |
| D4  | (4) CALIFORNIA                             | L | 16-26      |
| D23 | vs. North Texas (Wyndham New Orleans Bowl) | W | 31-10      |

## TCU (5-6, 3-5 C-USA)

|     |                    |   |             |
|-----|--------------------|---|-------------|
| S2  | NORTHWESTERN       | W | 48-45 (2ot) |
| S11 | SMU                | W | 44-0        |
| S18 | at Texas Tech      | L | 35-70       |
| S25 | USF                | L | 44-45 (2ot) |
| O2  | at Army            | W | 21-17       |
| O15 | at UAB             | L | 25-41       |
| O23 | HOUSTON            | W | 34-27       |
| O30 | at Cincinnati      | L | 10-21       |
| N10 | at (12) Louisville | L | 28-55       |
| N20 | SOUTHERN MISS      | W | 42-17       |
| N27 | TULANE             | L | 31-35       |

## TULANE (5-6, 3-4 C-USA)

|     |                      |   |       |
|-----|----------------------|---|-------|
| S4  | at Mississippi State | L | 7-28  |
| S11 | FLORIDA A&M          | W | 39-19 |
| S25 | SOUTHERN MISS        | L | 14-32 |
| O9  | at East Carolina     | L | 25-27 |
| O16 | at Memphis           | L | 24-49 |
| O23 | *UAB                 | W | 59-55 |

|     |                |   |       |
|-----|----------------|---|-------|
| O30 | at Houston     | L | 3-24  |
| N6  | NAVY           | W | 42-10 |
| N13 | ARMY           | W | 45-31 |
| N27 | at TCU         | W | 35-31 |
| D4  | (7) LOUISVILLE | L | 7-55  |

\*Tad Gormley Stadium

## UAB (7-5, 5-3 C-USA)

|     |                                     |   |       |
|-----|-------------------------------------|---|-------|
| S4  | BAYLOR                              | W | 56-14 |
| S18 | at (8) Florida State                | L | 7-34  |
| S25 | MEMPHIS                             | W | 35-28 |
| O2  | at Cincinnati                       | W | 30-27 |
| O9  | at Mississippi State                | W | 27-13 |
| O15 | TCU (ESPN)                          | W | 41-25 |
| O23 | at Tulane                           | L | 55-59 |
| N3  | USF                                 | L | 20-45 |
| N13 | HOUSTON                             | W | 20-7  |
| N20 | at Army                             | W | 20-14 |
| N27 | at Southern Miss                    | L | 21-26 |
| D24 | vs. Hawai'i (Sheraton Hawai'i Bowl) | L | 40-59 |

## USF (4-7, 3-5 C-USA)

|     |                    |   |             |
|-----|--------------------|---|-------------|
| S11 | TENNESSEE TECH     | W | 21-7        |
| S18 | at South Carolina  | L | 3-34        |
| S25 | at TCU             | W | 45-44 (2ot) |
| O2  | SOUTHERN MISS      | L | 20-27       |
| O16 | ARMY               | L | 35-42       |
| O22 | at (16) Louisville | L | 9-41        |
| N3  | at UAB             | W | 45-20       |
| N13 | EAST CAROLINA      | W | 41-17       |
| N20 | at Cincinnati      | L | 23-45       |
| N27 | MEMPHIS            | L | 15-31       |
| D4  | PITTSBURGH         | L | 14-43       |

### Offensive Player of the Year

Stefan LeFors, QB, Louisville  
DeAngelo Williams, Memphis

### Defensive Player of the Year

Michael Boley, LB, Southern Miss

### Special Teams Player of the Year

John Eubanks, KR, Southern Miss

### Freshman of the Year

Brian Brohm, QB, Louisville

### Coach of the Year

Bobby Petrino, Louisville

## HIGHLIGHTS

Louisville finished ranked No. 6 in the Associated Press poll, marking the highest ranking that a C-USA school has ever achieved....C-USA produced five of the top 13 individual scorers in Division I....Louisville QB Stefan LeFors led the nation in passing efficiency at 181.7, nearly breaking the all-time record held by Tulane's Shaun King....Louisville topped the nation in total offense at 539.0 yards per game....Memphis made back-to-back bowl appearances for the first time in school history, while UAB played in a bowl game for the first time ever....Memphis RB DeAngelo Williams set a new single-season rushing record with 1,948 yards and also set a league record with 22 touchdowns....On October 23, Tulane's Lester Ricard and UAB's Darrell Hackney became the first two C-USA quarterbacks to each pass for 400 yards in a game.

# 2003 STANDINGS

| C-USA           |      |       |     |     |     | All Games |      |      |     |     |     |     |
|-----------------|------|-------|-----|-----|-----|-----------|------|------|-----|-----|-----|-----|
| W-L             | Pct. | H     | A   | Pts | Opp | W-L       | Pct. | H    | A   | Pts | Opp |     |
| x-SOUTHERN MISS | 8-0  | 1.000 | 4-0 | 4-0 | 226 | 117       | 9-4  | .692 | 5-1 | 4-3 | 291 | 226 |
| TCU             | 7-1  | .875  | 4-0 | 3-1 | 269 | 202       | 11-2 | .846 | 6-1 | 5-1 | 380 | 276 |
| LOUISVILLE      | 5-3  | .625  | 3-1 | 2-2 | 289 | 242       | 9-4  | .692 | 5-1 | 4-3 | 450 | 361 |
| MEMPHIS         | 5-3  | .625  | 2-2 | 3-1 | 217 | 138       | 9-4  | .692 | 4-2 | 5-2 | 393 | 250 |
| USF             | 5-3  | .625  | 2-2 | 3-1 | 177 | 160       | 7-4  | .636 | 4-2 | 3-2 | 276 | 224 |
| HOUSTON         | 4-4  | .500  | 1-3 | 3-1 | 286 | 301       | 7-6  | .538 | 3-3 | 4-3 | 448 | 468 |
| UAB             | 4-4  | .500  | 2-2 | 2-2 | 189 | 190       | 5-7  | .417 | 2-3 | 3-4 | 249 | 287 |
| TULANE          | 3-5  | .375  | 1-3 | 2-2 | 244 | 274       | 5-7  | .417 | 3-3 | 2-4 | 337 | 424 |
| CINCINNATI      | 2-6  | .250  | 2-2 | 0-4 | 190 | 216       | 5-7  | .417 | 4-2 | 1-5 | 303 | 319 |
| EAST CAROLINA   | 1-7  | .125  | 0-4 | 1-3 | 174 | 280       | 1-11 | .083 | 0-6 | 1-5 | 217 | 428 |
| ARMY            | 0-8  | .000  | 0-4 | 0-4 | 127 | 268       | 0-13 | .000 | 0-6 | 0-7 | 206 | 476 |

x- Conference USA Champion



## ARMY (0-13, 0-8 C-USA)

|     |                            |   |       |
|-----|----------------------------|---|-------|
| S6  | CONNECTICUT                | L | 21-48 |
| S13 | RUTGERS                    | L | 21-36 |
| S20 | TULANE                     | L | 33-50 |
| S27 | USF                        | L | 0-28  |
| O4  | at (20) TCU                | L | 0-27  |
| O11 | at Louisville              | L | 10-34 |
| O18 | EAST CAROLINA              | L | 32-38 |
| O25 | at Cincinnati              | L | 29-33 |
| N1  | at UAB                     | L | 9-24  |
| N8  | at Air Force               | L | 3-31  |
| N15 | HOUSTON                    | L | 14-34 |
| N22 | at Hawai'i                 | L | 28-59 |
| D6  | vs. Navy (in Philadelphia) | L | 6-34  |

## CINCINNATI (5-7, 2-6 C-USA)

|     |                  |   |             |
|-----|------------------|---|-------------|
| S1  | EAST CAROLINA    | W | 40-3        |
| S13 | at West Virginia | W | 15-13       |
| S20 | TEMPLE           | W | 30-24 (3ot) |
| S27 | at Miami (Ohio)  | L | 37-42       |
| O4  | SOUTHERN MISS    | L | 20-22       |
| O11 | at UAB           | L | 14-31       |
| O25 | ARMY             | W | 33-29       |
| O31 | at USF           | L | 17-24 (2ot) |
| N8  | RHODE ISLAND     | W | 31-24       |
| N15 | at (9) TCU       | L | 10-43       |
| N22 | at Memphis       | L | 16-21       |
| N28 | LOUISVILLE       | L | 40-43       |

## EAST CAROLINA (1-11, 1-7 C-USA)

|     |                     |   |            |
|-----|---------------------|---|------------|
| S1  | at Cincinnati       | L | 3-40       |
| S6  | WEST VIRGINIA       | L | 7-48       |
| S13 | at (2) Miami (Fla.) | L | 3-38       |
| S20 | at Wake Forest      | L | 16-34      |
| S30 | HOUSTON             | L | 13-27      |
| O11 | NORTH CAROLINA      | L | 17-28      |
| O18 | at Army             | W | 38-32      |
| O25 | LOUISVILLE          | L | 20-36      |
| N1  | at Memphis          | L | 24-41      |
| N8  | USF                 | L | 37-38 (ot) |
| N22 | at Tulane           | L | 18-28      |
| N29 | SOUTHERN MISS       | L | 21-38      |

## HOUSTON (7-6, 4-4 C-USA)

|     |                                    |   |             |
|-----|------------------------------------|---|-------------|
| A30 | RICE                               | W | 48-14       |
| S6  | at (5) Michigan                    | L | 3-50        |
| S13 | at Louisiana-Lafayette             | W | 21-14       |
| S20 | MISSISSIPPI STATE                  | W | 42-35       |
| S30 | at East Carolina                   | W | 27-13       |
| O11 | at Tulane                          | W | 45-42       |
| O18 | MEMPHIS                            | L | 14-45       |
| O25 | TCU                                | L | 55-62       |
| N8  | SOUTHERN MISS                      | L | 10-31       |
| N15 | at Army                            | W | 34-14       |
| N22 | at Louisville                      | L | 45-66       |
| N29 | UAB                                | W | 56-28       |
| D25 | at Hawai'i (Sheraton Hawai'i Bowl) | L | 48-54 (3ot) |

## LOUISVILLE (9-4, 5-3 C-USA)

|     |             |   |       |
|-----|-------------|---|-------|
| A31 | at Kentucky | W | 40-24 |
| S13 | at Syracuse | W | 30-20 |
| S20 | UTEP        | W | 42-14 |
| S27 | TEMPLE      | W | 21-12 |

|     |                                   |   |            |
|-----|-----------------------------------|---|------------|
| O4  | at USF                            | L | 28-31 (ot) |
| O11 | ARMY                              | W | 34-10      |
| O17 | TULANE                            | W | 47-28      |
| O25 | at East Carolina                  | W | 36-20      |
| N5  | at (12) TCU                       | L | 28-31      |
| N15 | MEMPHIS                           | L | 7-37       |
| N22 | HOUSTON                           | W | 66-45      |
| N28 | at Cincinnati                     | W | 43-40      |
| D18 | vs. (14) Miami (Ohio) (GMAC Bowl) | L | 28-49      |

## MEMPHIS (9-4, 5-3 C-USA)

|     |                                    |   |       |
|-----|------------------------------------|---|-------|
| A30 | TENNESSEE TECH                     | W | 40-10 |
| S6  | MISSISSIPPI                        | W | 44-34 |
| S13 | at Southern Miss                   | L | 6-23  |
| S27 | ARKANSAS STATE                     | W | 38-16 |
| O4  | UAB                                | L | 10-24 |
| O11 | at Mississippi State               | L | 27-35 |
| O18 | at Houston                         | W | 45-14 |
| O25 | at Tulane                          | W | 41-9  |
| N1  | EAST CAROLINA                      | W | 41-24 |
| N15 | at Louisville                      | W | 37-7  |
| N22 | CINCINNATI                         | W | 21-16 |
| N29 | USF                                | L | 16-21 |
| D16 | vs. North Texas (New Orleans Bowl) | W | 27-17 |

## SOUTHERN MISS (9-4, 8-0 C-USA)

|     |                                  |   |       |
|-----|----------------------------------|---|-------|
| A30 | at California                    | L | 2-34  |
| S4  | at UAB                           | W | 17-12 |
| S13 | MEMPHIS                          | W | 23-6  |
| S25 | (11) NEBRASKA (ESPN)             | L | 14-38 |
| O4  | at Cincinnati                    | W | 22-20 |
| O11 | at Alabama                       | L | 3-17  |
| O25 | USF                              | W | 27-6  |
| N1  | LOUISIANA-LAFAYETTE              | W | 48-3  |
| N8  | at Houston                       | W | 31-10 |
| N15 | TULANE                           | W | 28-14 |
| N20 | (9) TCU                          | W | 40-28 |
| N29 | at East Carolina                 | W | 38-21 |
| D31 | vs. (25) Utah (AXA Liberty Bowl) | L | 0-17  |

## TCU (11-2, 7-1 C-USA)

|     |  |   |       |
|-----|--|---|-------|
| S1  | at Tulane  | W | 38-35 |
| S6  | NAVY   | W | 17-3  |
| S20 | VANDERBILT   | W | 30-14 |
| S27 | at Arizona   | W | 13-10 |
| O4  | ARMY   | W | 27-0  |
| O10 | at USF   | W | 13-10 |
| O18 | UAB  | W | 27-24 |
| O25 | at Houston   | W | 62-55 |
| N5  | (25) LOUISVILLE                                      | W | 31-28 |
| N15 | CINCINNATI   | W | 43-10 |
| N20 | at Southern Miss                                     | L | 28-40 |
| N29 | at SMU   | W | 20-13 |
| D23 | vs. (16) Boise State (PlainsCapital Fort Worth Bowl) | L | 31-34 |

## TULANE (5-7, 3-5 C-USA)

|     |                        |   |       |
|-----|------------------------|---|-------|
| S1  | (25) TCU               | L | 35-38 |
| S6  | *NORTHWESTERN (LA) ST. | W | 27-24 |
| S13 | MISSISSIPPI STATE      | W | 31-28 |
| S20 | at Army                | W | 50-33 |
| S27 | at (13) Texas          | L | 18-63 |
| O11 | *HOUSTON               | L | 42-45 |
| O17 | at Louisville          | L | 28-47 |
| O25 | MEMPHIS                | L | 9-41  |
| N1  | at Navy                | L | 17-35 |
| N8  | at UAB                 | W | 38-24 |
| N15 | at Southern Miss       | L | 14-28 |
| N22 | EAST CAROLINA          | W | 28-18 |

\*Tad Gormley Stadium

## UAB (5-7, 4-4 C-USA)

|     |                   |   |       |
|-----|-------------------|---|-------|
| A30 | at Baylor         | W | 24-19 |
| S4  | SOUTHERN MISS     | L | 12-17 |
| S13 | TROY STATE        | L | 9-20  |
| S20 | at South Carolina | L | 10-42 |
| O4  | at Memphis        | W | 24-10 |
| O11 | CINCINNATI        | W | 31-14 |
| O18 | at (13) TCU       | L | 24-27 |
| O25 | at (4) Georgia    | L | 13-16 |
| N1  | ARMY              | W | 24-9  |
| N8  | TULANE            | L | 24-38 |
| N22 | at USF            | W | 22-19 |
| N29 | at Houston        | L | 28-56 |

## USF (4-7, 3-5 C-USA)

|     |                     |   |             |
|-----|---------------------|---|-------------|
| A30 | *at Alabama         | L | 17-40       |
| S6  | NICHOLLS STATE      | W | 27-17       |
| S27 | at Army             | W | 28-0        |
| O4  | LOUISVILLE          | W | 31-28 (ot)  |
| O10 | (17) TCU            | L | 10-13       |
| O18 | CHARLESTON SOUTHERN | W | 55-7        |
| O25 | at Southern Miss    | L | 6-27        |
| O31 | CINCINNATI          | W | 24-17 (2ot) |
| N8  | at East Carolina    | W | 38-37 (ot)  |
| N22 | UAB                 | L | 19-22       |
| N29 | at Memphis          | W | 21-16       |

\*Birmingham, Ala.

### Offensive Player of the Year

DeAngelo Williams, RB, Memphis

### Defensive Player of the Year

Rod Davis, LB, Southern Miss

### Special Teams Player of the Year

Nick Browne, K, TCU

### Freshman of the Year

Kevin Kolb, QB, Houston

### Coach of the Year

Jeff Bower, Southern Miss

## HIGHLIGHTS

For the first time in Conference USA's eight seasons, four different teams won at least eight games in a season...TCU reached the 10-win mark for the second-straight season and third time in four years. Southern Miss won at least eight games for the fifth time in eight years. Louisville reached the eight-win mark for the third time in four years and Memphis won nine games for the first time since 1963... When TCU reached No. 6 in the Nov. 10 BCS rankings, it represented the highest ranking that a non-BCS school had ever achieved.... C-USA posted a record total of 11 wins over BCS league teams. A total of seven different teams (Cincinnati, Houston, Louisville, Memphis, TCU, Tulane and UAB) defeated at least one BCS league team in 2003. Five of C-USA's 11 wins came on the road. The 11 wins over BCS leagues were the second most of any Division I-A conference during the regular season. Only the Big Ten with 13 had more.

# 2002 STANDINGS



|               | C-USA |      |     |     |     |     | All Games |      |     |     |     |     |
|---------------|-------|------|-----|-----|-----|-----|-----------|------|-----|-----|-----|-----|
|               | W-L   | Pct. | H   | A   | Pts | Opp | W-L       | Pct. | H   | A   | Pts | Opp |
| x-TCU         | 6-2   | .750 | 4-0 | 2-2 | 263 | 179 | 10-2      | .833 | 6-0 | 4-2 | 361 | 222 |
| CINCINNATI    | 6-2   | .750 | 4-0 | 2-2 | 259 | 174 | 7-7       | .500 | 4-3 | 3-4 | 409 | 329 |
| SOUTHERN MISS | 5-3   | .625 | 3-1 | 2-2 | 161 | 142 | 7-6       | .538 | 5-1 | 2-5 | 282 | 238 |
| LOUISVILLE    | 5-3   | .625 | 2-2 | 3-1 | 243 | 200 | 7-6       | .538 | 3-3 | 4-3 | 371 | 319 |
| TULANE        | 4-4   | .500 | 3-1 | 1-3 | 185 | 147 | 8-5       | .615 | 5-2 | 3-3 | 361 | 282 |
| UAB           | 4-4   | .500 | 3-1 | 1-3 | 218 | 232 | 5-7       | .417 | 4-2 | 1-5 | 268 | 370 |
| EAST CAROLINA | 4-4   | .500 | 3-1 | 1-3 | 250 | 266 | 4-8       | .333 | 3-2 | 1-6 | 335 | 399 |
| HOUSTON       | 3-5   | .375 | 2-2 | 1-3 | 235 | 293 | 5-7       | .417 | 3-3 | 2-4 | 320 | 393 |
| MEMPHIS       | 2-6   | .222 | 2-2 | 0-4 | 190 | 223 | 3-9       | .250 | 3-3 | 0-6 | 303 | 327 |
| ARMY          | 1-7   | .125 | 0-4 | 1-3 | 158 | 300 | 1-11      | .083 | 1-6 | 0-5 | 226 | 491 |

x- Conference USA Champion

## ARMY (1-10, 1-7 C-USA)

|     |                                   |   |       |
|-----|-----------------------------------|---|-------|
| S7  | HOLY CROSS                        | L | 21-30 |
| S14 | at Rutgers                        | L | 0-44  |
| S21 | LOUISVILLE                        | L | 14-45 |
| S28 | SOUTHERN MISS                     | L | 6-27  |
| O5  | at East Carolina                  | L | 24-59 |
| O12 | TCU                               | L | 27-46 |
| O19 | at Houston                        | L | 42-56 |
| O26 | UAB                               | L | 26-29 |
| N9  | AIR FORCE                         | L | 30-49 |
| N16 | at Tulane                         | W | 14-10 |
| N23 | at Memphis                        | L | 10-38 |
| D7  | vs. Navy<br>(E. Rutherford, N.J.) | L | 12-58 |

## CINCINNATI (7-7, 6-2 C-USA)

|     |                                       |   |            |
|-----|---------------------------------------|---|------------|
| S2  | TCU                                   | W | 36-29 (ot) |
| S14 | WEST VIRGINIA                         | L | 32-35      |
| S21 | (6) OHIO STATE                        | L | 19-23      |
| S28 | at Temple                             | W | 35-22      |
| O5  | MIAMI (OHIO)                          | L | 26-31      |
| O12 | at Tulane                             | L | 17-35      |
| O19 | at Southern Miss                      | L | 14-23      |
| O26 | MEMPHIS                               | W | 48-10      |
| N7  | at Louisville                         | W | 24-14      |
| N16 | HOUSTON                               | W | 47-14      |
| N23 | at (25) Hawai'i                       | L | 19-20      |
| N30 | UAB                                   | W | 31-23      |
| D6  | at East Carolina                      | W | 42-26      |
| D17 | vs. North Texas<br>(New Orleans Bowl) | L | 19-24      |

## EAST CAROLINA (4-8, 4-4 C-USA)

|     |                  |   |             |
|-----|------------------|---|-------------|
| A31 | at Duke          | L | 16-23       |
| S7  | at Wake Forest   | L | 22-27       |
| S14 | TULANE           | W | 24-20       |
| S28 | at West Virginia | L | 17-37       |
| O5  | ARMY             | W | 59-24       |
| O19 | USF              | L | 30-46       |
| O26 | at Louisville    | L | 20-44       |
| N9  | at Houston       | W | 54-48 (3ot) |
| N16 | at UAB           | L | 29-36       |
| N23 | (22) TCU         | W | 31-28       |
| N30 | at Southern Miss | L | 7-24        |
| D6  | CINCINNATI       | L | 26-42       |

## HOUSTON (5-7, 3-5 C-USA)

|     |                    |   |             |
|-----|--------------------|---|-------------|
| A31 | at Rice            | W | 24-10       |
| S7  | TULANE             | L | 13-34       |
| S14 | LOUISIANALAFAYETTE | W | 36-17       |
| S21 | at (2) Texas       | L | 11-41       |
| O5  | at TCU             | L | 17-34       |
| O12 | at UAB             | L | 34-51       |
| O19 | ARMY               | W | 56-42       |
| N2  | at Memphis         | W | 26-21       |
| N9  | EAST CAROLINA      | L | 48-54 (3ot) |
| N16 | at Cincinnati      | L | 14-47       |
| N23 | USF                | L | 14-32       |
| N30 | LOUISVILLE         | W | 27-10       |

## LOUISVILLE (7-6, 5-3 C-USA)

|     |                   |   |       |
|-----|-------------------|---|-------|
| S1  | KENTUCKY          | L | 17-22 |
| S7  | at Duke           | W | 40-3  |
| S14 | at Colorado State | L | 33-36 |

|     |                                  |   |             |
|-----|----------------------------------|---|-------------|
| S21 | at Army                          | W | 45-14       |
| S26 | (4) FLORIDA STATE                | W | 26-20 (ot)  |
| O8  | at Memphis                       | W | 38-32       |
| O19 | TCU                              | L | 31-45       |
| O26 | EAST CAROLINA                    | W | 44-20       |
| N7  | CINCINNATI                       | L | 14-24       |
| N14 | at Southern Miss                 | W | 20-17 (2ot) |
| N23 | UAB                              | W | 41-21       |
| N30 | at Houston                       | L | 10-27       |
| D18 | vs. (24) Marshall<br>(GMAC Bowl) | L | 15-38       |

## MEMPHIS (3-9, 2-6 C-USA)

|     |                   |   |       |
|-----|-------------------|---|-------|
| A31 | MURRAY STATE      | W | 52-6  |
| S7  | at Mississippi    | L | 16-38 |
| S14 | at Southern Miss  | L | 14-33 |
| S21 | TULANE            | W | 38-10 |
| S28 | at UAB            | L | 17-31 |
| O8  | LOUISVILLE        | L | 32-38 |
| O19 | MISSISSIPPI STATE | L | 17-29 |
| O26 | at Cincinnati     | L | 10-48 |
| N2  | HOUSTON           | L | 21-26 |
| N9  | at USF            | L | 28-31 |
| N23 | ARMY              | W | 38-10 |
| N30 | at TCU            | L | 20-27 |

## SOUTHERN MISS (7-6, 5-3 C-USA)

|     |                                      |   |       |
|-----|--------------------------------------|---|-------|
| A31 | JACKSON STATE                        | W | 55-7  |
| S7  | ILLINOIS                             | W | 23-20 |
| S14 | MEMPHIS                              | W | 33-14 |
| S21 | at Alabama                           | L | 7-20  |
| S28 | at Army                              | W | 27-6  |
| O12 | at USF                               | L | 13-16 |
| O19 | CINCINNATI                           | W | 23-14 |
| O30 | at TCU                               | L | 7-37  |
| N9  | at UAB                               | W | 20-13 |
| N14 | LOUISVILLE                           | L | 17-20 |
| N23 | at Tulane                            | L | 10-31 |
| N30 | EAST CAROLINA                        | W | 24-7  |
| D27 | vs. Oklahoma State<br>(Houston Bowl) | L | 23-33 |

## TCU (10-2, 6-2 C-USA)

|     |                  |   |            |
|-----|------------------|---|------------|
| S2  | at Cincinnati    | L | 29-36 (ot) |
| S7  | at Northwestern  | W | 48-24      |
| S14 | SMU              | W | 17-6       |
| S21 | NORTH TEXAS      | W | 16-10      |
| O5  | HOUSTON          | W | 34-17      |
| O12 | at Army          | W | 46-27      |
| O19 | at Louisville    | W | 45-31      |
| O30 | SOUTHERN MISS    | W | 37-7       |
| N9  | TULANE           | W | 17-10      |
| N23 | at East Carolina | L | 28-31      |

|     |   |   |       |
|-----|---|---|-------|
| N30 | MEMPHIS                                       | W | 27-20 |
| D31 | vs. (21) Colorado State<br>(AXA Liberty Bowl) | W | 17-3  |

## TULANE (8-5, 4-4 C-USA)

|     |  |   |       |
|-----|--|---|-------|
| A31 | SOUTHERN                                   | W | 37-19 |
| S7  | at Houston                                 | W | 34-13 |
| S14 | at East Carolina                           | L | 20-24 |
| S21 | at Memphis                                 | L | 10-38 |
| S28 | (2) TEXAS                                  | L | 0-49  |
| O5  | at Louisiana-Monroe                        | W | 52-9  |
| O12 | CINCINNATI                                 | W | 35-17 |
| O19 | UAB  | W | 35-14 |
| O26 | NAVY                                       | W | 51-30 |
| N9  | at TCU                                     | L | 10-17 |
| N16 | ARMY                                       | L | 10-14 |
| N23 | SOUTHERN MISS                              | W | 31-10 |
| D25 | at Hawai'i<br>(ConAgra Foods Hawai'i Bowl) | W | 36-28 |

## UAB (5-7, 4-4 C-USA)

|     |                        |   |       |
|-----|------------------------|---|-------|
| A31 | at Florida             | L | 3-51  |
| S7  | TROY STATE             | W | 27-26 |
| S14 | PITTSBURGH             | L | 20-26 |
| S21 | at Louisiana-Lafayette | L | 0-34  |
| S28 | MEMPHIS                | W | 31-17 |
| O12 | HOUSTON                | W | 51-34 |
| O19 | at Tulane              | L | 14-35 |
| O26 | at Army                | W | 29-26 |
| N9  | SOUTHERN MISS          | L | 13-20 |
| N16 | EAST CAROLINA          | W | 36-29 |
| N23 | at Louisville          | L | 21-41 |
| N30 | at Cincinnati          | L | 23-31 |

### Offensive Player of the Year

Dave Ragone, QB, Louisville

### Defensive Player of the Year

LaMarcus McDonald, LB, TCU

### Special Teams Player of the Year

Broderick Clark, KR, Louisville

### Freshman of the Year

Lonta Hobbs, RB, TCU

### Coach of the Year

Gary Patterson, TCU

## HIGHLIGHTS

TCU and Cincinnati shared the regular season championship, making the Horned Frogs and Bearcats the fifth and sixth teams to earn at least a share of the C-USA regular season crown in the league's first seven seasons....TCU finished ranked in both major polls, closing at No. 22 in the ESPN/USA Today Coaches poll and No. 23 in the Associated Press rankings....For the first time ever, Conference USA produced five bowl teams, with Cincinnati, Louisville, Southern Miss, TCU and Tulane all participating in postseason action....Louisville defeated No. 4 Florida State, 26-20 in overtime on Sept. 26, marking the highest ranked opponent that a C-USA team has ever defeated....TCU led the nation in total defense (240.3 ypg) and rushing defense (64.8 ypg)....Tulane topped Division I-A in turnovers gained with 43, intercepting 22 passes and forcing 21 fumbles.

# 2001 STANDINGS

|               | C-USA |      |     |     |     |     | All Games |      |     |     |     |     |
|---------------|-------|------|-----|-----|-----|-----|-----------|------|-----|-----|-----|-----|
|               | W-L   | Pct. | H   | A   | Pts | Opp | W-L       | Pct. | H   | A   | Pts | Opp |
| x- LOUISVILLE | 6-1   | .857 | 3-0 | 3-1 | 237 | 136 | 11-2      | .846 | 6-0 | 5-2 | 394 | 223 |
| CINCINNATI    | 5-2   | .714 | 1-2 | 4-0 | 205 | 189 | 7-5       | .583 | 3-3 | 4-2 | 322 | 269 |
| EAST CAROLINA | 5-2   | .714 | 1-2 | 4-0 | 252 | 184 | 6-6       | .500 | 2-3 | 4-3 | 421 | 360 |
| UAB           | 5-2   | .714 | 3-1 | 2-1 | 204 | 116 | 6-5       | .545 | 4-1 | 2-4 | 265 | 206 |
| TCU           | 4-3   | .571 | 2-1 | 2-2 | 192 | 194 | 6-6       | .500 | 2-2 | 4-4 | 289 | 285 |
| SOUTHERN MISS | 4-3   | .571 | 3-1 | 1-2 | 191 | 101 | 6-5       | .545 | 4-1 | 2-4 | 278 | 186 |
| MEMPHIS       | 3-4   | .429 | 2-2 | 1-2 | 196 | 183 | 5-6       | .455 | 4-2 | 1-4 | 294 | 281 |
| ARMY          | 2-5   | .286 | 2-2 | 0-3 | 150 | 257 | 3-8       | .273 | 2-3 | 1-5 | 229 | 359 |
| TULANE        | 1-6   | .143 | 1-2 | 0-4 | 180 | 306 | 3-9       | .250 | 2-3 | 1-6 | 344 | 495 |
| HOUSTON       | 0-7   | .000 | 0-4 | 0-3 | 137 | 278 | 0-11      | .000 | 0-6 | 0-5 | 190 | 432 |

x- Conference USA Champion



## ARMY (3-8, 2-5 C-USA)

|     |                          |   |       |     |
|-----|--------------------------|---|-------|-----|
| S8  | CINCINNATI               | L | 21-24 | 0-1 |
| S22 | at UAB                   | L | 3-55  | 0-2 |
| S29 | at Boston College        | L | 10-31 | 0-3 |
| 06  | HOUSTON                  | W | 28-14 | 1-3 |
| 013 | EAST CAROLINA            | L | 26-49 | 1-4 |
| 020 | at TCU                   | L | 20-38 | 1-5 |
| 027 | TULANE                   | W | 42-35 | 2-5 |
| N3  | at Air Force             | L | 24-34 | 2-6 |
| N10 | BUFFALO                  | L | 19-26 | 2-7 |
| N17 | at Memphis               | L | 10-42 | 2-8 |
| D1  | vs. Navy at Philadelphia | W | 26-17 | 3-8 |

## CINCINNATI (7-5, 5-2 C-USA)

|     |                                   |   |       |     |
|-----|-----------------------------------|---|-------|-----|
| S2  | PURDUE                            | L | 14-19 | 0-1 |
| S8  | at Army                           | W | 24-21 | 1-1 |
| S22 | at Miami (Ohio)                   | L | 14-21 | 1-2 |
| 06  | TULANE                            | W | 46-33 | 2-2 |
| 013 | at UAB                            | W | 31-17 | 3-2 |
| 020 | at Houston                        | W | 29-28 | 4-2 |
| 027 | LOUISVILLE                        | L | 13-28 | 4-3 |
| N3  | CONNECTICUT                       | W | 45-28 | 5-3 |
| N10 | EAST CAROLINA                     | L | 26-28 | 5-4 |
| N24 | at Memphis                        | W | 36-34 | 6-4 |
| D1  | LOUISIANA-MONROE                  | W | 42-10 | 7-4 |
| D29 | vs. (25) Toledo (Motor City Bowl) | L | 16-23 | 7-5 |

## EAST CAROLINA (6-6, 5-2 C-USA)

|     |                               |   |       |     |
|-----|-------------------------------|---|-------|-----|
| S1  | WAKE FOREST                   | L | 19-21 | 0-1 |
| S8  | at Tulane                     | W | 51-24 | 1-1 |
| S22 | WILLIAM & MARY                | W | 38-23 | 2-1 |
| S29 | at Syracuse                   | L | 30-44 | 2-2 |
| 06  | at North Carolina             | L | 21-24 | 2-3 |
| 013 | at Army                       | W | 49-26 | 3-3 |
| 020 | MEMPHIS                       | W | 32-11 | 4-3 |
| 030 | at TCU                        | W | 37-30 | 5-3 |
| N10 | at Cincinnati                 | W | 28-26 | 6-3 |
| N15 | (19) LOUISVILLE               | L | 34-39 | 6-4 |
| N23 | SOUTHERN MISS                 | L | 21-28 | 6-5 |
| D19 | vs. (25) Marshall (GMAC Bowl) | L | 61-64 | 6-6 |

## HOUSTON (0-11, 0-7 C-USA)

|     |                    |   |       |      |
|-----|--------------------|---|-------|------|
| S1  | RICE               | L | 14-21 | 0-1  |
| S22 | (4) TEXAS          | L | 26-53 | 0-2  |
| S29 | TCU                | L | 17-34 | 0-3  |
| 06  | at Army            | L | 14-28 | 0-4  |
| 013 | MEMPHIS            | L | 33-52 | 0-5  |
| 020 | CINCINNATI         | L | 28-29 | 0-6  |
| 027 | at Southern Miss   | L | 14-58 | 0-7  |
| N3  | at USF             | L | 6-45  | 0-8  |
| N10 | at (25) Louisville | L | 10-34 | 0-9  |
| N17 | UAB                | L | 21-43 | 0-10 |
| D1  | at (16) Georgia    | L | 7-35  | 0-11 |

## LOUISVILLE (11-2, 6-1 C-USA)

|     |                                 |   |       |      |
|-----|---------------------------------|---|-------|------|
| A23 | NEW MEXICO STATE                | W | 45-24 | 1-0  |
| S1  | at Kentucky                     | W | 36-10 | 2-0  |
| S8  | WESTERN CAROLINA                | W | 31-7  | 3-0  |
| S22 | at Illinois                     | L | 10-34 | 3-1  |
| S29 | MEMPHIS                         | W | 38-21 | 4-1  |
| 04  | COLORADO STATE                  | W | 7-2   | 5-1  |
| 016 | SOUTHERN MISS                   | W | 24-14 | 6-1  |
| 027 | at Cincinnati                   | W | 28-13 | 7-1  |
| N3  | at Tulane                       | W | 52-7  | 8-1  |
| N10 | HOUSTON                         | W | 34-10 | 9-1  |
| N15 | at East Carolina                | W | 39-34 | 10-1 |
| N23 | at TCU                          | L | 22-37 | 10-2 |
| D31 | vs. (17) BYU (AXA Liberty Bowl) | W | 28-10 | 11-2 |

## MEMPHIS (5-6, 3-4 C-USA)

|     |                           |   |       |     |
|-----|---------------------------|---|-------|-----|
| S3  | at (18) Mississippi State | L | 10-30 | 0-1 |
| S8  | CHATTANOOGA               | W | 43-10 | 1-1 |
| S22 | USF                       | W | 17-9  | 2-1 |
| S29 | at Louisville             | L | 21-38 | 2-2 |
| 06  | SOUTHERN MISS             | W | 22-17 | 3-2 |
| 013 | at Houston                | W | 52-33 | 4-2 |
| 020 | at East Carolina          | L | 11-32 | 4-3 |
| 027 | UAB                       | L | 14-17 | 4-4 |
| N10 | at (6) Tennessee          | L | 28-49 | 4-5 |
| N17 | ARMY                      | W | 42-10 | 5-5 |
| N24 | CINCINNATI                | L | 34-36 | 5-6 |

## SOUTHERN MISS (6-5, 4-3 C-USA)

|     |                        |   |       |     |
|-----|------------------------|---|-------|-----|
| S1  | OKLAHOMA STATE         | W | 17-9  | 1-0 |
| S22 | at Louisiana Lafayette | W | 35-10 | 2-0 |
| S29 | UAB                    | W | 3-0   | 3-0 |
| 06  | at Memphis             | L | 17-22 | 3-1 |
| 016 | at Louisville          | L | 14-24 | 3-2 |
| 027 | HOUSTON                | W | 58-14 | 4-2 |
| N3  | at Penn State          | L | 20-38 | 4-3 |
| N17 | TULANE                 | W | 59-6  | 5-3 |
| N23 | at East Carolina       | W | 28-21 | 6-3 |
| N29 | at Alabama             | L | 15-28 | 6-4 |
| D7  | TCU                    | L | 12-14 | 6-5 |

## TCU (6-6, 4-3 C-USA)

|     |                          |   |            |     |
|-----|--------------------------|---|------------|-----|
| A25 | at (4) Nebraska          | L | 7-21       | 0-1 |
| S1  | at North Texas           | W | 19-5       | 1-1 |
| S8  | at SMU                   | W | 38-10      | 2-1 |
| S22 | NORTHWESTERN (LA.) STATE | L | 24-27 (ot) | 2-2 |
| S29 | at Houston               | W | 34-17      | 3-2 |
| 013 | at Tulane                | L | 22-48      | 3-3 |

|     |  |   |       |     |
|-----|--|---|-------|-----|
| 020 | ARMY                                       | W | 38-20 | 4-3 |
| 030 | EAST CAROLINA                              | L | 30-37 | 4-4 |
| N10 | at UAB                                     | L | 17-38 | 4-5 |
| N23 | (17) LOUISVILLE                            | W | 37-22 | 5-5 |
| D7  | at Southern Miss                           | W | 14-12 | 6-5 |
| D28 | vs. Texas A&M (gallery furniture.com Bowl) | L | 9-28  | 6-6 |

## TULANE (3-9, 1-6 C-USA)

|     |                         |   |       |     |
|-----|-------------------------|---|-------|-----|
| A25 | at BYU                  | L | 35-70 | 0-1 |
| S1  | at (14) Louisiana State | L | 17-48 | 0-2 |
| S8  | EAST CAROLINA           | L | 24-51 | 0-3 |
| S22 | UCF                     | L | 29-36 | 0-4 |
| S29 | SOUTHERN                | W | 41-7  | 1-4 |
| 06  | at Cincinnati           | L | 33-46 | 1-5 |
| 013 | TCU                     | W | 48-22 | 2-5 |
| 020 | at UAB                  | L | 27-34 | 2-6 |
| 027 | at Army                 | L | 35-42 | 2-7 |
| N3  | LOUISVILLE              | L | 7-52  | 2-8 |
| N10 | at Navy                 | W | 42-28 | 3-8 |
| N17 | at Southern Miss        | L | 6-59  | 3-9 |

## UAB (6-5, 5-2 C-USA)

|     |                      |   |       |     |
|-----|----------------------|---|-------|-----|
| A30 | MONTANA STATE        | W | 41-13 | 1-0 |
| S8  | at (5) Florida State | L | 7-29  | 1-1 |
| S22 | ARMY                 | W | 55-3  | 2-1 |
| S29 | at Southern Miss     | L | 0-3   | 2-2 |
| 06  | at UCF               | L | 7-24  | 2-3 |
| 013 | CINCINNATI           | L | 17-31 | 2-4 |
| 020 | TULANE               | W | 34-27 | 3-4 |
| 027 | at Memphis           | W | 17-14 | 4-4 |
| N10 | TCU                  | W | 38-17 | 5-4 |
| N17 | at Houston           | W | 43-21 | 6-4 |
| D1  | at Pittsburgh        | L | 6-24  | 6-5 |

### Offensive Player of the Year

Dave Ragone, QB, Louisville

### Defensive Player of the Year

Dewayne White, DE, Louisville

### Special Teams Player of the Year

Seth Marler, K, Tulane

### Freshman of the Year

Gino Guidugli, QB, Cincinnati

### Coach of the Year

John L. Smith, Louisville

## HIGHLIGHTS


Louisville finished ranked No. 17 in the nation and joined National Champion Miami (Fla.) as the only schools that repeated as conference champions.... For the second year in a row, Conference USA produced six bowl-eligible teams. The only leagues that produced more bowl-eligible teams were the SEC (9), Big 12 (8) and ACC (7)... For the second straight year, a Conference USA player was awarded the Lou Groza Award, given to the nation's top placekicker. Tulane junior kicker Seth Marler earned the award in 2001... Louisville and TCU each made their fourth-straight bowl appearances... Southern Miss posted its eighth-consecutive winning season.... UAB led the nation in rushing defense, allowing just 57.8 yards per game.



# 2000 STANDINGS

|               | C-USA |      |     |     |     |     | All Games |      |     |     |     |     |
|---------------|-------|------|-----|-----|-----|-----|-----------|------|-----|-----|-----|-----|
|               | W-L   | Pct. | H   | A   | Pts | Opp | W-L       | Pct. | H   | A   | Pts | Opp |
| x- LOUISVILLE | 6-1   | .857 | 3-1 | 3-0 | 255 | 159 | 9-3       | .750 | 6-1 | 3-2 | 405 | 268 |
| CINCINNATI    | 5-2   | .714 | 4-0 | 1-2 | 187 | 165 | 7-5       | .583 | 6-0 | 1-5 | 289 | 285 |
| EAST CAROLINA | 5-2   | .714 | 3-1 | 2-1 | 206 | 125 | 8-4       | .667 | 4-2 | 4-2 | 370 | 256 |
| SOUTHERN MISS | 4-3   | .571 | 1-2 | 3-1 | 180 | 150 | 8-4       | .667 | 2-2 | 6-2 | 314 | 203 |
| UAB           | 3-4   | .429 | 1-2 | 2-2 | 144 | 156 | 7-4       | .636 | 4-2 | 3-2 | 238 | 192 |
| TULANE        | 3-4   | .429 | 3-1 | 0-3 | 192 | 205 | 6-5       | .545 | 4-1 | 2-4 | 329 | 346 |
| MEMPHIS       | 2-5   | .286 | 1-2 | 1-3 | 109 | 146 | 4-7       | .364 | 2-4 | 2-3 | 176 | 199 |
| HOUSTON       | 2-5   | .286 | 1-2 | 1-3 | 154 | 249 | 3-8       | .273 | 2-2 | 1-6 | 211 | 370 |
| ARMY          | 1-6   | .143 | 1-2 | 0-4 | 129 | 204 | 1-10      | .091 | 1-4 | 0-6 | 224 | 372 |

x- Conference USA Champion



## ARMY (1-10, 1-6 C-USA)

|     |                            |   |       |
|-----|----------------------------|---|-------|
| S4  | at Cincinnati              | L | 17-23 |
| S9  | BOSTON COLLEGE             | L | 17-55 |
| S16 | at Houston                 | L | 30-31 |
| S23 | MEMPHIS                    | L | 16-26 |
| 07  | at New Mexico State        | L | 23-42 |
| O14 | at East Carolina           | L | 21-42 |
| O21 | TULANE                     | W | 21-17 |
| N4  | AIR FORCE                  | L | 27-41 |
| N11 | at Louisville              | L | 17-38 |
| N18 | UAB                        | L | 7-27  |
| D2  | vs. Navy<br>(in Baltimore) | L | 28-30 |

## CINCINNATI (7-5, 5-2 C-USA)

|     |                                   |   |           |
|-----|-----------------------------------|---|-----------|
| S4  | ARMY                              | W | 23-17     |
| S9  | SYRACUSE                          | W | 12-10     |
| S16 | at (4) Wisconsin                  | L | 25-28(ot) |
| S23 | at Indiana                        | L | 6-42      |
| S30 | at Tulane                         | L | 19-24     |
| 07  | HOUSTON                           | W | 48-31     |
| O14 | at Louisville                     | L | 24-38     |
| O28 | MIAMI (OHIO)                      | W | 45-15     |
| N4  | UAB                               | W | 33-21     |
| N11 | at Memphis                        | W | 13-10(ot) |
| N18 | (20) SOUTHERN MISS                | W | 27-24     |
| D27 | vs. Marshall<br>(Motor City Bowl) | L | 14-25     |

## EAST CAROLINA (8-4, 5-2 C-USA)

|     |  |   |       |
|-----|--|---|-------|
| S2  | at Duke                                    | W | 38-0  |
| S7  | (9) VIRGINIA TECH                          | L | 28-45 |
| S16 | TULANE                                     | W | 37-17 |
| S23 | SYRACUSE                                   | W | 34-17 |
| 07  | at Memphis                                 | L | 10-17 |
| O14 | ARMY                                       | W | 42-21 |
| O19 | at Louisville                              | W | 28-25 |
| O28 | UAB  | L | 13-16 |
| N11 | HOUSTON                                    | W | 62-20 |
| N18 | at West Virginia                           | L | 24-42 |
| N24 | at Southern Miss                           | W | 14-9  |
| D27 | vs. Texas Tech<br>(gallery furniture Bowl) | W | 40-27 |

## HOUSTON (3-8, 2-5 C-USA)

|     |                    |   |            |
|-----|--------------------|---|------------|
| S2  | at Rice            | L | 27-30(ot)  |
| S9  | at Louisiana State | L | 13-28      |
| S16 | ARMY               | W | 31-30      |
| S23 | at (15) Texas      | L | 0-48       |
| S30 | SMU                | W | 17-15      |
| 07  | at Cincinnati      | L | 31-48      |
| O21 | at Memphis         | W | 33-30(3ot) |
| O28 | (14) SOUTHERN MISS | L | 3-6        |
| N4  | at Tulane          | L | 23-41      |

N11 at East Carolina L 20-62

N18 LOUISVILLE L 13-32

## LOUISVILLE (9-3, 6-1 C-USA)

|     |   |   |       |
|-----|---|---|-------|
| S2  | KENTUCKY                                  | W | 40-34 |
| S9  | GRAMBLING                                 | W | 52-0  |
| S23 | at (2) Florida State                      | L | 0-31  |
| S30 | CONNECTICUT                               | W | 41-22 |
| 07  | at UAB                                    | W | 38-17 |
| O14 | CINCINNATI                                | W | 38-24 |
| O19 | EAST CAROLINA                             | L | 25-28 |
| O28 | TULANE                                    | W | 35-32 |
| N4  | at (11) Southern Miss                     | W | 49-28 |
| N11 | ARMY                                      | W | 38-17 |
| N18 | at Houston                                | W | 32-13 |
| D31 | vs. (23) Colorado State<br>(Liberty Bowl) | L | 17-22 |

## MEMPHIS (4-7, 2-5 C-USA)

|     |                   |   |            |
|-----|-------------------|---|------------|
| S2  | MISSISSIPPI STATE | L | 3-17       |
| S9  | LOUISIANA-MONROE  | W | 28-0       |
| S16 | at Arkansas State | W | 19-17      |
| S23 | at Army           | W | 26-16      |
| S30 | at Southern Miss  | L | 3-24       |
| 07  | EAST CAROLINA     | W | 17-10      |
| O14 | at UAB            | L | 9-13       |
| O21 | HOUSTON           | L | 30-33(3ot) |
| N4  | TENNESSEE         | L | 17-19      |
| N11 | CINCINNATI        | L | 10-13(ot)  |
| N18 | at Tulane         | L | 14-37      |

## SOUTHERN MISS (8-4, 4-3 C-USA)

|     |                                       |   |            |
|-----|---------------------------------------|---|------------|
| S2  | at (12) Tennessee                     | L | 16-19      |
| S16 | at (13) Alabama                       | W | 21-0       |
| S23 | at Oklahoma State                     | W | 28-6       |
| S30 | MEMPHIS                               | W | 24-3       |
| 07  | USF                                   | W | 41-7       |
| O14 | at Tulane                             | W | 56-24      |
| O28 | at Houston                            | W | 6-3        |
| N4  | LOUISVILLE                            | L | 28-49      |
| N11 | at UAB                                | W | 33-30(2ot) |
| N18 | at Cincinnati                         | L | 24-27      |
| N24 | EAST CAROLINA                         | L | 9-14       |
| D20 | vs. (13) TCU<br>(Mobile Alabama Bowl) | W | 28-21      |

## TULANE (6-5, 3-4 C-USA)

|     |                     |   |       |
|-----|---------------------|---|-------|
| S2  | at (17) Mississippi | L | 20-49 |
| S16 | at East Carolina    | L | 17-37 |
| S23 | at SMU              | W | 29-17 |
| S30 | CINCINNATI          | W | 24-19 |
| 07  | at Louisiana        | W | 38-37 |
| O14 | (16) SOUTHERN MISS  | L | 24-56 |
| O21 | at Army             | L | 17-21 |
| O28 | at Louisville       | L | 32-35 |
| N4  | HOUSTON             | W | 41-23 |
| N11 | NAVY                | W | 50-38 |
| N18 | MEMPHIS             | W | 37-14 |

## UAB (7-4, 3-4 C-USA)

|     |                    |   |            |
|-----|--------------------|---|------------|
| S7  | CHATTANOOGA        | W | 20-15      |
| S16 | *at Kansas         | L | 20-23      |
| S23 | at Louisiana State | W | 13-10      |
| S30 | LOUISIANALAFAYETTE | W | 47-2       |
| 07  | LOUISVILLE         | L | 17-38      |
| O14 | MEMPHIS            | W | 13-9       |
| O21 | MIDDLE TENN. ST.   | W | 14-9       |
| O28 | at East Carolina   | W | 16-13      |
| N4  | at Cincinnati      | L | 21-33      |
| N11 | SOUTHERN MISS      | L | 30-33(2ot) |
| N18 | at Army            | W | 27-7       |

\*designated Conference USA game

### Offensive Player of the Year

Dave Ragone, QB, Louisville

### Defensive Players of the Year

Cedric Scott, DE, Southern Miss

Wayne Rogers, Houston

### Special Teams Player of the Year

Jonathan Ruffin, K, Cincinnati

### Freshman of the Year

Mewelde Moore, RB, Tulane

### Coach of the Year

John L. Smith, Louisville


## HIGHLIGHTS

For the first time in league history, Conference USA had five schools that posted at least seven regular season wins. The only conferences that had more seven-win teams were the SEC (8) and the Big 12 (7). Four Conference USA teams went to bowl games. Conference USA is the only Division I-A conference that had four teams ranked in the top 15 in total defense. Southern Miss was ranked third, Memphis sixth, UAB 11th and Louisville placed 15th. Cincinnati's Jonathan Ruffin won the Lou Groza Award, given to the nation's top place kicker. A consensus All-American, he connected on a nation-leading 26 field goals, the sixth-highest total in NCAA history. Louisville's Anthony Floyd led the nation in interceptions with a Conference USA record 10.

# 1999 STANDINGS

|                  | C-USA |       |     |     |     |     | All Games |      |      |     |     |     |
|------------------|-------|-------|-----|-----|-----|-----|-----------|------|------|-----|-----|-----|
|                  | W-L   | Pct.  | H   | A   | Pts | Opp | W-L       | Pct. | H    | A   | Pts | Opp |
| x- SOUTHERN MISS | 6-0   | 1.000 | 3-0 | 3-0 | 189 | 88  | 9-3       | .750 | 5-0  | 4-3 | 333 | 189 |
| EAST CAROLINA    | 4-2   | .667  | 2-1 | 2-1 | 191 | 133 | 9-3       | .750 | *6-1 | 3-2 | 333 | 225 |
| LOUISVILLE       | 4-2   | .667  | 2-1 | 2-1 | 196 | 180 | 7-5       | .583 | 4-3  | 3-2 | 446 | 362 |
| MEMPHIS          | 4-2   | .667  | 1-2 | 3-0 | 158 | 96  | 5-6       | .455 | 2-4  | 3-2 | 232 | 182 |
| UAB              | 4-2   | .667  | 2-1 | 2-1 | 140 | 129 | 5-6       | .455 | 3-2  | 2-4 | 248 | 279 |
| HOUSTON          | 3-3   | .500  | 2-1 | 1-2 | 131 | 152 | 7-4       | .636 | 4-1  | 3-3 | 254 | 211 |
| TULANE           | 1-5   | .167  | 1-2 | 0-3 | 127 | 236 | 3-8       | .273 | 3-2  | 0-6 | 279 | 399 |
| ARMY             | 1-5   | .167  | 1-2 | 0-3 | 125 | 197 | 3-8       | .273 | 3-3  | 0-5 | 225 | 317 |
| CINCINNATI       | 0-6   | .000  | 0-3 | 0-3 | 121 | 167 | 3-8       | .273 | 2-4  | 1-4 | 275 | 289 |

x- Conference USA Champion \*- includes wins in Charlotte and Raleigh



## ARMY (3-8, 1-5 C-USA)

|     |                            |   |            |
|-----|----------------------------|---|------------|
| S11 | WAKE FOREST                | L | 15-34      |
| S18 | at Tulane                  | L | 28-48      |
| S25 | BALL STATE                 | W | 41-21      |
| O2  | (19) EAST CAROLINA         | L | 14-33      |
| O7  | LOUISVILLE                 | W | 59-52(2ot) |
| O16 | at (25) Southern Miss      | L | 0-24       |
| O23 | NEW MEXICO STATE           | W | 35-18      |
| N6  | at Air Force               | L | 0-28       |
| N13 | at Memphis                 | L | 10-14      |
| N20 | HOUSTON                    | L | 14-26      |
| D4  | vs. Navy (in Philadelphia) | L | 9-19       |

## CINCINNATI (3-8, 0-6 C-USA)

|     |                       |   |           |
|-----|-----------------------|---|-----------|
| S4  | KENT                  | W | 41-3      |
| S11 | TROY STATE            | L | 24-31     |
| S18 | (8) WISCONSIN         | W | 17-12     |
| S25 | at Ohio State         | L | 20-34     |
| O9  | at Houston            | L | 20-23     |
| O16 | UAB                   | L | 21-24(ot) |
| O23 | at (21) Southern Miss | L | 20-28     |
| O30 | at Miami (Ohio)       | W | 52-42     |
| N6  | LOUISVILLE            | L | 13-23     |
| N13 | at (24) East Carolina | L | 34-48     |
| N20 | MEMPHIS               | L | 13-21     |

## EAST CAROLINA (9-3, 4-2 C-USA)

|     |                      |   |       |
|-----|----------------------|---|-------|
| S4  | vs. West Virginia    | W | 30-23 |
| S11 | DUKE                 | W | 27-9  |
| S18 | at South Carolina    | W | 21-3  |
| S25 | (9) MIAMI-FLA.       | W | 27-23 |
| O2  | at Army              | W | 33-14 |
| O9  | SOUTHERN MISS        | L | 22-39 |
| O23 | TULANE               | W | 52-7  |
| O30 | at Houston           | W | 19-3  |
| N6  | at UAB               | L | 17-36 |
| N13 | CINCINNATI           | W | 48-34 |
| N20 | NORTH CAROLINA STATE | W | 23-6  |
| D22 | vs. TCU              | L | 14-28 |

## HOUSTON (7-4, 3-3 C-USA)

|     |                     |   |       |
|-----|---------------------|---|-------|
| S4  | RICE                | W | 28-3  |
| S11 | at (22) Alabama     | L | 10-37 |
| S18 | LOUISIANA-LAFAYETTE | W | 45-0  |
| S25 | at UAB              | L | 10-29 |
| O9  | CINCINNATI          | W | 23-20 |
| O16 | at North Carolina   | W | 20-12 |
| O23 | at Louisville       | L | 33-39 |
| O30 | (17) EAST CAROLINA  | L | 3-19  |
| N6  | TULANE              | W | 36-31 |

|     |                    |   |       |
|-----|--------------------|---|-------|
| N13 | at Louisiana State | W | 20-7  |
| N20 | at Army            | W | 26-14 |

## LOUISVILLE (7-5, 4-2 C-USA)

|     |                    |   |            |
|-----|--------------------|---|------------|
| S4  | at Kentucky        | W | 56-28      |
| S11 | CHATTANOOGA        | W | 58-30      |
| S18 | ILLINOIS           | L | 36-41      |
| S25 | OKLAHOMA           | L | 21-42      |
| O2  | EASTERN MICHIGAN   | W | 45-10      |
| O7  | at Army            | L | 52-59(2ot) |
| O16 | at Memphis         | W | 32-31      |
| O23 | HOUSTON            | W | 39-33      |
| O30 | UAB                | W | 23-14      |
| N6  | at Cincinnati      | W | 23-13      |
| N20 | (17) SOUTHERN MISS | L | 27-30      |
| D30 | vs. Boise State    | L | 31-34      |

## MEMPHIS (5-6, 4-2 C-USA)

|     |                      |   |       |
|-----|----------------------|---|-------|
| S4  | MISSISSIPPI          | L | 0-3   |
| S11 | at Mississippi State | L | 10-13 |
| S18 | ARKANSAS STATE       | W | 31-26 |
| S25 | at (7) Tennessee     | L | 16-17 |
| O2  | MISSOURI             | L | 17-27 |
| O9  | at UAB               | W | 38-14 |
| O16 | LOUISVILLE           | L | 31-32 |
| O30 | at Tulane            | W | 49-7  |
| N6  | (25) SOUTHERN MISS   | L | 5-20  |
| N13 | ARMY                 | W | 14-10 |
| N20 | at Cincinnati        | W | 21-13 |

## SOUTHERN MISS (9-3, 6-0 C-USA)

|     |                       |   |       |
|-----|-----------------------|---|-------|
| S6  | TULANE                | W | 48-14 |
| S11 | NORTHWESTERN(LA.) ST. | W | 40-6  |
| S18 | at (4) Nebraska       | L | 13-20 |
| S25 | at (5) Texas A&M      | L | 6-23  |
| O9  | at (16) East Carolina | W | 39-22 |
| O16 | ARMY                  | W | 24-0  |
| O23 | CINCINNATI            | W | 28-20 |
| O30 | at (14) Alabama       | L | 14-35 |
| N6  | at Memphis            | W | 20-5  |
| N13 | LOUISIANA-LAFAYETTE   | W | 48-0  |
| N20 | at Louisville         | W | 30-27 |
| D31 | vs. Colorado State    | W | 23-17 |

## TULANE (3-8, 1-5 C-USA)

|     |                       |   |           |
|-----|-----------------------|---|-----------|
| S6  | at Southern Miss      | L | 14-48     |
| S11 | SMU                   | W | 53-19     |
| S18 | ARMY                  | W | 48-28     |
| O2  | at (22) Syracuse      | L | 17-47     |
| O9  | at (25) Mississippi   | L | 13-20     |
| O16 | LOUISIANA-LAFAYETTE   | W | 48-32     |
| O23 | at (20) East Carolina | L | 7-52      |
| O30 | MEMPHIS               | L | 7-49      |
| N6  | at Houston            | L | 31-36     |
| N13 | at Navy               | L | 21-45     |
| N20 | UAB                   | L | 20-23(ot) |

## UAB (5-6, 4-2 C-USA)

|     |                       |   |           |
|-----|-----------------------|---|-----------|
| S4  | at Missouri           | L | 28-31     |
| S11 | at (11) Virginia Tech | L | 10-31     |
| S25 | HOUSTON               | W | 29-10     |
| O2  | LOUISIANA-MONROE      | W | 47-0      |
| O9  | MEMPHIS               | L | 14-38     |
| O16 | at Cincinnati         | W | 24-21(ot) |
| O23 | at Wake Forest        | L | 3-47      |
| O30 | at Louisville         | L | 14-23     |
| N6  | (17) EAST CAROLINA    | W | 36-17     |
| N13 | LOUISIANA TECH        | L | 20-41     |
| N20 | at Tulane             | W | 23-20(ot) |

### Offensive Player of the Year

Chris Redman, QB, Louisville

### Defensive Player of the Year

Adalius Thomas, DE, Southern Miss

### Special Teams Player of the Year

Rodregis Brooks, PR, UAB

### Co-Freshmen of the Year

LaDaris Vann, WR, Cincinnati  
Travis Anglin, QB, Memphis

### Coach of the Year

Jeff Bower, Southern Miss

## HIGHLIGHTS

Southern Miss finished ranked 13th in the final ESPN/USA Today Coaches Poll and 14th in the final Associated Press Poll....Cincinnati defeated No. 8 Wisconsin on September 18....East Carolina beat No. 9 Miami on September 25, a game that was moved to Raleigh after severe flooding from Hurricane Floyd hit Greenville....C-USA was the only Division I-A conference in which every team averaged at least 20 points per game....UAB made its football debut in Conference USA and tied for second place in the league standings....Louisville quarterback Chris Redman won the Johnny Unitas Golden Arm Award after throwing for 3,647 yards and a school-record 29 touchdowns.

# 1998 STANDINGS

|               | C-USA |       |     |     |     |     | All Games |       |     |      |     |     |
|---------------|-------|-------|-----|-----|-----|-----|-----------|-------|-----|------|-----|-----|
|               | W-L   | Pct.  | H   | A   | Pts | Opp | W-L       | Pct.  | H   | A    | Pts | Opp |
| x- TULANE     | 6-0   | 1.000 | 3-0 | 3-0 | 239 | 149 | 12-0      | 1.000 | 6-0 | *6-0 | 540 | 295 |
| SOUTHERN MISS | 5-1   | .833  | 2-0 | 2-1 | 207 | 80  | 7-5       | .583  | 4-1 | *3-4 | 384 | 238 |
| LOUISVILLE    | 4-2   | .600  | 3-0 | 1-2 | 238 | 203 | 7-5       | .583  | 5-1 | 2-4  | 473 | 435 |
| EAST CAROLINA | 3-3   | .500  | 1-2 | 2-1 | 171 | 215 | 6-5       | .545  | 3-2 | 3-3  | 274 | 297 |
| ARMY          | 2-4   | .333  | 1-2 | 1-2 | 171 | 199 | 3-8       | .272  | 1-4 | 2-4  | 257 | 325 |
| HOUSTON       | 2-4   | .333  | 1-2 | 1-2 | 175 | 196 | 3-8       | .272  | 1-4 | 3-3  | 254 | 317 |
| MEMPHIS       | 1-5   | .167  | 1-2 | 0-3 | 152 | 213 | 2-9       | .182  | 2-4 | 0-5  | 226 | 340 |
| CINCINNATI    | 1-5   | .167  | 1-2 | 0-3 | 161 | 259 | 2-9       | .182  | 1-5 | 1-4  | 259 | 456 |

x- Conference USA Champion \*-includes bowl game at neutral field



## ARMY (3-8, 2-4 C-USA)

|     |                            |   |       |
|-----|----------------------------|---|-------|
| S12 | MIAMI (OHIO)               | L | 13-14 |
| S19 | CINCINNATI                 | W | 37-20 |
| 26  | at Rutgers                 | L | 15-27 |
| 03  | at East Carolina           | L | 25-30 |
| 010 | at Houston                 | W | 38-28 |
| 017 | SOUTHERN MISS              | L | 13-37 |
| 024 | at (18) Notre Dame         | L | 17-20 |
| N7  | (21) AIRFORCE              | L | 7-35  |
| N14 | TULANE                     | L | 35-49 |
| N21 | at Louisville              | L | 23-35 |
| D5  | vs. Navy (in Philadelphia) | W | 34-30 |

## CINCINNATI (2-9, 1-5 C-USA)

|     |                   |   |       |
|-----|-------------------|---|-------|
| S5  | TULANE            | L | 34-52 |
| S12 | MIAMI (FLA.)      | L | 12-38 |
| S19 | at Army           | L | 20-37 |
| S26 | INDIANA           | L | 14-48 |
| 03  | at Louisville     | L | 19-62 |
| 010 | at (24) Syracuse  | L | 21-63 |
| 017 | at Memphis        | L | 23-41 |
| 024 | MIAMI (OHIO)      | L | 0-41  |
| N5  | EAST CAROLINA     | L | 21-24 |
| N14 | HOUSTON           | W | 44-43 |
| N21 | at Arkansas State | W | 51-7  |

## EAST CAROLINA (6-5, 3-3 C-USA)

|     |                  |   |       |
|-----|------------------|---|-------|
| S5  | at Virginia Tech | L | 3-38  |
| S12 | CHATTANOOGA      | W | 31-0  |
| S19 | at Ohio          | W | 21-14 |
| 03  | ARMY             | W | 30-25 |
| 010 | UAB              | W | 26-7  |
| 017 | at Alabama       | L | 22-23 |
| 024 | at Southern Miss | L | 7-41  |
| 031 | HOUSTON          | L | 31-34 |
| N5  | at Cincinnati    | W | 24-21 |
| N14 | LOUISVILLE       | L | 45-63 |
| N21 | at Memphis       | W | 34-31 |

## HOUSTON (3-8, 2-4 C-USA)

|     |                  |   |       |
|-----|------------------|---|-------|
| S5  | at California    | L | 10-14 |
| S12 | MINNESOTA        | L | 7-14  |
| S19 | (4) UCLA         | L | 24-42 |
| S27 | at (4) Tennessee | L | 7-42  |
| 03  | MEMPHIS          | W | 35-14 |
| 010 | ARMY             | L | 28-38 |

|     |                  |   |       |
|-----|------------------|---|-------|
| O24 | at North Texas   | W | 31-9  |
| O31 | at East Carolina | W | 34-31 |
| N7  | SOUTHERN MISS    | L | 15-21 |
| N14 | at Cincinnati    | L | 43-44 |
| N21 | at (12) Tulane   | L | 20-48 |

## LOUISVILLE (7-5, 4-2 C-USA)

|     |                  |   |       |
|-----|------------------|---|-------|
| S5  | KENTUCKY         | L | 34-68 |
| S12 | at Utah          | L | 22-45 |
| S19 | at Illinois      | W | 35-9  |
| S26 | BOSTON COLLEGE   | W | 52-28 |
| 03  | CINCINNATI       | W | 62-19 |
| 010 | at Southern Miss | L | 21-56 |
| 017 | at (23) Tulane   | L | 22-28 |
| 024 | MEMPHIS          | W | 35-32 |
| O31 | WESTERN KENTUCKY | W | 63-34 |
| N14 | at East Carolina | W | 63-45 |
| N21 | ARMY             | W | 35-23 |
| D23 | #vs. Marshall    | L | 29-48 |

## MEMPHIS (2-9, 1-5 C-USA)

|     |                  |   |       |
|-----|------------------|---|-------|
| S5  | at Mississippi   | L | 10-30 |
| S12 | MISS. STATE      | L | 6-14  |
| S19 | at Minnesota     | L | 14-41 |
| 03  | at Houston       | L | 14-35 |
| 010 | (19) ARKANSAS    | L | 9-23  |
| 017 | CINCINNATI       | W | 41-23 |
| 024 | at Louisville    | L | 32-35 |
| O31 | ARKANSAS STATE   | W | 35-19 |
| N7  | (15) TULANE      | L | 31-41 |
| N14 | at Southern Miss | L | 3-45  |
| N21 | EAST CAROLINA    | L | 31-34 |

## SOUTHERN MISS (7-5, 5-1 C-USA)

|     |                    |   |       |
|-----|--------------------|---|-------|
| S5  | at (13) Penn State | L | 6-34  |
| S19 | (17) TEXAS A&M     | L | 6-24  |
| S26 | SOUTHWESTERN LA.   | W | 55-0  |
| 03  | at (25) Tulane     | L | 7-21  |
| 010 | LOUISVILLE         | W | 56-21 |

|     |               |   |       |
|-----|---------------|---|-------|
| O17 | at Army       | W | 37-13 |
| O24 | EAST CAROLINA | W | 41-7  |
| O31 | at Alabama    | L | 20-30 |
| N7  | at Houston    | W | 21-15 |
| N14 | MEMPHIS       | W | 45-3  |
| N21 | at Nevada     | W | 55-28 |
| D30 | #vs. Idaho    | L | 35-42 |

## TULANE (12-0, 6-0 C-USA)

|     |                    |   |       |
|-----|--------------------|---|-------|
| S5  | at Cincinnati      | W | 52-34 |
| S12 | at SMU             | W | 31-21 |
| S26 | NAVY               | W | 42-24 |
| 03  | SOUTHERN MISS      | W | 21-7  |
| 017 | LOUISVILLE         | W | 28-22 |
| 024 | at Rutgers         | W | 52-24 |
| O31 | SOUTHWESTERN LA.   | W | 72-20 |
| N7  | at Memphis         | W | 41-31 |
| N14 | at Army            | W | 49-35 |
| N21 | HOUSTON            | W | 48-20 |
| N26 | LOUISIANA TECH     | W | 63-30 |
| D31 | #vs. Brigham Young | W | 42-35 |

### Offensive Player of the Year

Chris Redman, QB, Louisville

### Defensive Player of the Year

Adalious Thomas, DE, Southern Miss

### Special Teams Player of the Year

Ryan White, K, Memphis

### Freshman of the Year

Derrick Nix, RB, Southern Miss

### Coach of the Year

Tommy Bowden, Tulane

## HIGHLIGHTS


Tulane finished as one of two unbeaten teams (national champion Tennessee) in Division I-A, capping a 12-0 season with a win over BYU in the AXA/Equitable Liberty Bowl....Tulane finished ranked No. 7 in both polls, the league's highest ranking....Louisville posted the largest improvement in Division I-A, going from 1-10 in 1997 to 7-4 and a berth in the Motor City Bowl in 1998....After 108 years as an independent, Army made its conference debut....Louisville and Southern Miss were two of six teams in I-A that had a 2,000-yard passer, a 1,000-yard rusher and a 1,000-yard receiver....Ryan White of Memphis was the only kicker in any division of college football that did not miss a kick the entire season, hitting all 16 field goal attempts and all 22 extra-points.

# 1997 STANDINGS

|                 | C-USA |       |     |     |     |     | All Games |      |     |       |     |     |
|-----------------|-------|-------|-----|-----|-----|-----|-----------|------|-----|-------|-----|-----|
|                 | W-L   | Pct.  | H   | A   | Pts | Opp | W-L       | Pct. | H   | A     | Pts | Opp |
| x-SOUTHERN MISS | 6-0   | 1.000 | 3-0 | 3-0 | 198 | 85  | 9-3       | .750 | 4-0 | *5-3  | 335 | 210 |
| TULANE          | 5-1   | .833  | 3-0 | 2-1 | 211 | 124 | 7-4       | .636 | 4-2 | 3-2   | 375 | 225 |
| EAST CAROLINA   | 4-2   | .667  | 2-1 | 2-1 | 148 | 131 | 5-6       | .455 | 3-2 | 2-4   | 214 | 298 |
| CINCINNATI      | 2-4   | .333  | 2-1 | 0-3 | 127 | 136 | 8-4       | .667 | 5-1 | **3-3 | 321 | 252 |
| MEMPHIS         | 2-4   | .333  | 2-1 | 0-3 | 104 | 143 | 4-7       | .364 | 4-2 | 0-5   | 218 | 243 |
| HOUSTON         | 2-4   | .333  | 1-2 | 1-2 | 118 | 188 | 3-8       | .273 | 1-4 | 2-4   | 216 | 410 |
| LOUISVILLE      | 0-6   | .000  | 0-3 | 0-3 | 139 | 236 | 1-10      | .091 | 1-5 | 0-5   | 245 | 407 |

x- Conference USA Champion

\*includes neutral field win at AXA/Equitable Liberty Bowl. \*\*includes neutral field win at Humanitarian Bowl



## CINCINNATI (8-4, 2-4 C-USA)

|     |                     |   |             |
|-----|---------------------|---|-------------|
| A28 | TULSA               | W | 34-24       |
| S6  | at Tulane           | L | 17-31       |
| S20 | KANSAS              | W | 34-7        |
| S27 | at Boston College   | W | 24-6        |
| O4  | MEMPHIS             | W | 20-17       |
| O11 | UAB                 | W | 33-29       |
| O18 | at Houston          | L | 38-41 (2ot) |
| O25 | at Miami (Ohio)     | W | 34-31 (ot)  |
| N1  | (24) SOUTHERN MISS  | L | 17-24       |
| N8  | LOUISVILLE          | W | 28-9        |
| N13 | at East Carolina    | L | 7-14        |
| D29 | vs. Utah State      | W | 35-19       |
|     | (Humanitarian Bowl) |   |             |

## EAST CAROLINA (5-6, 4-2 C-USA)

|     |                         |   |       |
|-----|-------------------------|---|-------|
| S6  | at West Virginia        | L | 17-24 |
| S13 | WAKE FOREST             | W | 25-24 |
| S20 | SOUTH CAROLINA          | L | 0-26  |
| O4  | at Syracuse             | L | 0-56  |
| O11 | SOUTHERN MISS           | L | 13-23 |
| O18 | at Tulane               | L | 16-33 |
| O25 | MEMPHIS                 | W | 32-10 |
| N1  | at Louisville           | W | 45-31 |
| N8  | at Houston              | W | 28-27 |
| N13 | CINCINNATI              | W | 14-7  |
| N22 | at North Carolina State | L | 24-37 |

## HOUSTON (3-8, 2-4 C-USA)

|     |                  |   |             |
|-----|------------------|---|-------------|
| A30 | at (15) Alabama  | L | 17-42       |
| S6  | CALIFORNIA       | L | 3-35        |
| S13 | PITTSBURGH       | L | 24-35       |
| S27 | at Minnesota     | W | 45-43       |
| O4  | at (22) UCLA     | L | 10-66       |
| O18 | CINCINNATI       | W | 41-38 (2ot) |
| O25 | at Louisville    | W | 36-22       |
| N1  | at Memphis       | L | 3-24        |
| N8  | EAST CAROLINA    | L | 27-28       |
| N15 | at Southern Miss | L | 0-33        |
| N22 | TULANE           | L | 10-44       |

## LOUISVILLE (1-10, 0-6 C-USA)

|     |                  |   |       |
|-----|------------------|---|-------|
| A30 | at Kentucky      | L | 24-38 |
| S6  | UTAH             | L | 21-27 |
| S13 | ILLINOIS         | W | 26-14 |
| S20 | (1) PENN STATE   | L | 21-57 |
| S27 | at Oklahoma      | L | 14-35 |
| O4  | at Southern Miss | L | 24-42 |
| O11 | TULANE           | L | 33-64 |
| O25 | HOUSTON          | L | 22-36 |
| N1  | EAST CAROLINA    | L | 31-45 |
| N8  | at Cincinnati    | L | 9-28  |
| N15 | at Memphis       | L | 20-21 |

## MEMPHIS (4-7, 2-4 C-USA)

|     |                        |   |       |
|-----|------------------------|---|-------|
| A30 | at Mississippi State   | L | 10-13 |
| S6  | UAB                    | W | 28-7  |
| S13 | at (21) Michigan State | L | 21-51 |
| S20 | MINNESOTA              | L | 17-20 |
| O4  | at Cincinnati          | L | 17-20 |
| O11 | ARKANSAS STATE         | W | 38-9  |
| O25 | at East Carolina       | L | 10-32 |
| N1  | HOUSTON                | W | 24-3  |
| N8  | at Tulane              | L | 14-26 |
| N15 | LOUISVILLE             | W | 21-20 |
| N22 | SOUTHERN MISS          | L | 18-42 |

## SOUTHERN MISS (9-3, 6-0 C-USA)

|     |                    |   |       |
|-----|--------------------|---|-------|
| A30 | at (1) Florida     | L | 6-21  |
| S6  | at Illinois        | W | 24-7  |
| S20 | NEVADA             | W | 35-19 |
| S27 | at (19) Alabama    | L | 13-27 |
| O4  | LOUISVILLE         | W | 42-24 |
| O11 | at East Carolina   | W | 23-13 |
| O25 | TULANE             | W | 34-13 |
| N1  | at Cincinnati      | W | 24-17 |
| N8  | at (7) Tennessee   | L | 20-44 |
| N15 | HOUSTON            | W | 33-0  |
| N22 | at Memphis         | W | 42-18 |
| D31 | vs. Pittsburgh     | W | 41-7  |
|     | (AXA Liberty Bowl) |   |       |

## TULANE (7-4, 5-1 C-USA)

|     |                  |   |       |
|-----|------------------|---|-------|
| S6  | CINCINNATI       | W | 31-17 |
| S13 | RICE             | L | 24-30 |
| S20 | at Syracuse      | L | 19-30 |
| O4  | ARMY             | W | 41-0  |
| O11 | at Louisville    | W | 64-33 |
| O18 | EAST CAROLINA    | W | 33-16 |
| O25 | at Southern Miss | L | 13-34 |
| N1  | at SW Louisiana  | W | 56-0  |
| N8  | MEMPHIS          | W | 26-14 |
| N15 | MISSISSIPPI      | L | 24-41 |
| N22 | at Houston       | W | 44-10 |

### Offensive Player of the Year

Shaun King, QB, Tulane

### Defensive Player of the Year

Patrick Surtain, CB, Southern Miss

### Special Teams Player of the Year

Tinker Keck, PR, Cincinnati

### Freshman of the Year

Jason McKinley, QB, Houston

### Coach of the Year

Jeff Bower, Southern Miss

## HIGHLIGHTS

Southern Miss finished ranked No. 19 in both major polls, following a 9-3 season that included a 41-7 win over Pittsburgh in the AXA/Equitable Liberty Bowl....Tulane posted the second-largest turnaround in Division I-A, going from 2-9 in 1996 to 7-4 in 1997 under first-year head coach Tommy Bowden....Cincinnati made its first bowl appearance since 1950, defeating Big West Champion Utah State, 35-19....East Carolina made its Conference USA debut, finishing in third place....Cincinnati's Tinker Keck tied an NCAA record by returning four punts for touchdowns, including two in a game against Louisville.

# 1996 STANDINGS

|               | C-USA |      |     |     |     |     | All Games |      |     |      |     |     |
|---------------|-------|------|-----|-----|-----|-----|-----------|------|-----|------|-----|-----|
|               | W-L   | Pct. | H   | A   | Pts | Opp | W-L       | Pct. | H   | A    | Pts | Opp |
| x-HOUSTON     | 4-1   | .800 | 3-0 | 1-1 | 171 | 124 | 7-5       | .583 | 4-2 | *3-3 | 361 | 341 |
| SOUTHERN MISS | 4-1   | .800 | 2-0 | 2-1 | 141 | 108 | 8-3       | .727 | 4-0 | 4-3  | 285 | 247 |
| CINCINNATI    | 2-3   | .400 | 1-1 | 1-2 | 88  | 100 | 6-5       | .545 | 4-2 | 2-3  | 229 | 212 |
| LOUISVILLE    | 2-3   | .400 | 1-2 | 1-1 | 57  | 102 | 5-6       | .455 | 2-3 | 3-3  | 182 | 205 |
| MEMPHIS       | 2-3   | .400 | 2-0 | 0-3 | 65  | 92  | 4-7       | .364 | 3-3 | 1-4  | 141 | 219 |
| TULANE        | 1-4   | .200 | 0-3 | 1-1 | 109 | 105 | 2-9       | .182 | 1-5 | 1-4  | 213 | 268 |

x- Conference USA Champion

\*includes neutral loss at St. Jude Liberty Bowl



## CINCINNATI (6-5, 2-3 C-USA)

|     |                    |   |             |
|-----|--------------------|---|-------------|
| A30 | TULANE             | L | 14-34       |
| S7  | KENTUCKY           | W | 24-3        |
| S14 | at (14) Kansas St. | L | 0-35        |
| S28 | MIAMI (OHIO)       | W | 30-23 (3ot) |
| O5  | at Memphis         | L | 16-18       |
| O12 | BOSTON COLLEGE     | L | 17-24       |
| O19 | HOUSTON            | W | 31-20       |
| O26 | at Louisville      | W | 10-7        |
| N2  | at Southern Miss   | L | 17-21       |
| N16 | at UAB             | W | 34-14       |
| N23 | NELOUISIANA        | W | 35-13       |

## HOUSTON (7-5, 4-1 C-USA)

|     |                       |   |            |
|-----|-----------------------|---|------------|
| A31 | SAMHOUSTON ST.        | W | 43-25      |
| S7  | at (17) Louisiana St. | L | 34-35      |
| S14 | at Pittsburgh         | W | 42-35 (ot) |
| S21 | (15) Southern Cal     | L | 9-26       |
| O5  | at Southwestern La.   | W | 31-24      |
| O12 | MEMPHIS               | W | 37-20      |
| O19 | at Cincinnati         | L | 20-31      |
| O26 | NORTH CAROLINA        | L | 14-42      |
| N2  | at Tulane             | W | 20-17      |
| N9  | SOUTHERN MISS         | W | 56-49 (ot) |
| N16 | LOUISVILLE            | W | 38-7       |
| D27 | vs. (22) Syracuse     | L | 17-30      |

(St. Jude Liberty Bowl)

## LOUISVILLE (5-6, 2-3 C-USA)

|     |                   |   |       |
|-----|-------------------|---|-------|
| A31 | at Kentucky       | W | 38-14 |
| S7  | at (6) Penn State | L | 7-24  |
| S14 | BAYLOR            | L | 13-14 |
| S21 | at Michigan State | W | 30-20 |
| S28 | SOUTHERN MISS     | L | 7-24  |
| O12 | at Tulane         | W | 23-20 |
| O19 | NORTHERN ILLINOIS | W | 27-3  |
| O26 | CINCINNATI        | L | 7-10  |
| N2  | MEMPHIS           | W | 13-10 |
| N9  | at North Carolina | L | 10-28 |
| N16 | at Houston        | L | 7-38  |

## MEMPHIS (4-7, 2-3 C-USA)

|     |                     |   |       |     |
|-----|---------------------|---|-------|-----|
| A31 | (11) MIAMI (FLA.)   | L | 7-30  | 0-1 |
| S7  | MISSISSIPPI STATE   | L | 10-31 | 0-2 |
| S14 | at Missouri         | W | 19-16 | 1-2 |
| S21 | TULANE              | W | 17-10 | 2-2 |
| O5  | CINCINNATI          | W | 18-16 | 3-2 |
| O12 | at Houston          | L | 20-37 | 3-3 |
| O19 | at Southern Miss    | L | 0-16  | 3-4 |
| O26 | at Southwestern La. | L | 9-13  | 3-5 |
| N2  | at Louisville       | L | 10-13 | 3-6 |
| N9  | TENNESSEE           | W | 21-17 | 4-6 |
| N23 | EAST CAROLINA       | L | 10-20 | 4-7 |

## SOUTHERN MISS (8-3, 4-1 C-USA)

|     |                      |   |            |     |
|-----|----------------------|---|------------|-----|
| A31 | at Georgia           | W | 11-7       | 1-0 |
| S7  | at (13) Alabama      | L | 10-20      | 1-1 |
| S14 | UTAH STATE           | W | 31-24      | 2-1 |
| S21 | SOUTHWESTERN LA.     | W | 52-27      | 3-1 |
| S28 | at Louisville        | W | 24-7       | 4-1 |
| O10 | at East Carolina     | W | 28-7       | 5-1 |
| O19 | MEMPHIS              | W | 16-0       | 6-1 |
| O26 | at Tulane            | W | 31-28      | 7-1 |
| N2  | CINCINNATI           | W | 21-17      | 8-1 |
| N9  | at Houston           | L | 49-56 (ot) | 8-2 |
| N16 | at (3) Florida State | L | 14-54      | 8-3 |

## TULANE (2-9, 1-4 C-USA)

|     |                    |   |       |     |
|-----|--------------------|---|-------|-----|
| A30 | at Cincinnati      | W | 34-14 | 1-0 |
| S14 | RICE               | L | 14-21 | 1-1 |
| S21 | at Memphis         | L | 10-17 | 1-2 |
| O5  | TCU                | W | 35-7  | 2-2 |
| O12 | LOUISVILLE         | L | 20-23 | 2-3 |
| O19 | at Army            | L | 10-34 | 2-4 |
| O26 | SOUTHERN MISS      | L | 28-31 | 2-5 |
| N2  | HOUSTON            | L | 17-20 | 2-6 |
| N9  | SYRACUSE           | L | 7-31  | 2-7 |
| N16 | at Navy            | L | 21-35 | 2-8 |
| N23 | at Louisiana State | L | 17-35 | 2-9 |

## Offensive Player of the Year

Antowain Smith, RB, Houston

## Defensive Player of the Year

Tyrus McCloud, LB, Louisville

## Special Teams Player of the Year

Jeff Liggon, KR, Tulane

## Freshman of the Year

Ketric Sanford, RB/KR, Houston

## Coach of the Year

Kim Helton, Houston

## HIGHLIGHTS

Tulane upset preseason C-USA favorite Cincinnati, 34-14, in the first-ever C-USA football game on August 30 in Nippert Stadium....Southern Miss won at Georgia and Louisville won at Kentucky in the opening weekend of the season....Houston became the first team to represent C-USA in a bowl, when the co-regular season champion Cougars battled Syracuse in the St. Jude Liberty Bowl....Memphis produced one of the biggest upsets of the college football season on November 9, when the Tigers defeated No. 6 Tennessee, 21-17 at a sold-out Liberty Bowl Memorial Stadium....Conference USA had the largest attendance increase of any Division I-A conference, drawing 160,677 more fans than it did the year before.

# BOWL RESULTS

## 2010

Saturday, December 18  
**NEW MEXICO BOWL**  
(Albuquerque, N.M.)  
BYU 52, UTEP 24

Tuesday, December 21  
**BEEF O'BRADY'S ST. PETERSBURG BOWL**  
(St. Petersburg, Fla.)  
Louisville 31, Southern Miss 28

Friday, December 24  
**SHERATON HAWAII BOWL (Honolulu, Hawaii)**  
Tulsa 62, (25) Hawaii 35

Wednesday, December 29  
**MILITARY BOWL (Washington, D.C.)**  
Maryland 51, East Carolina 20

Thursday, December 30  
**BELL HELICOPTER ARMED FORCES BOWL**  
(Dallas, Texas)  
Army 16, SMU 14

Friday, December 31  
**AUTOZONE LIBERTY BOWL**  
(Memphis, Tenn.)  
(24) UCF 10, Georgia 6

## 2009

Saturday, December 19  
**BEEF O'BRADY'S ST. PETERSBURG BOWL**  
(St. Petersburg, Fla.)  
Rutgers 45, UCF 24

Sunday, December 20  
**R+L CARRIERS NEW ORLEANS BOWL**  
(New Orleans, La.)  
Middle Tennessee 42, Southern Miss 32

Thursday, December 24  
**SHERATON HAWAII BOWL (Honolulu, Hawaii)**  
SMU 45, Nevada 10

Saturday, December 26  
**LITTLE CAESARS PIZZA BOWL**  
(Detroit, Mich.)  
Marshall 21, Ohio 17

Wednesday, December 31  
**BELL HELICOPTER ARMED FORCES BOWL**  
(Fort Worth, Texas)  
Air Force 47, Houston 20

Friday, January 2  
**AUTOZONE LIBERTY BOWL**  
(Memphis, Tenn.)  
Arkansas 20, East Carolina 17 (ot)

## 2008

Saturday, December 20  
**ST. PETERSBURG BOWL**  
(St. Petersburg, Fla.)  
South Florida 41, Memphis 14

Sunday, December 21  
**R+L CARRIERS NEW ORLEANS BOWL**  
(New Orleans, La.)  
Southern Miss 30, Troy 27 (ot)

Tuesday, December 30  
**TEXAS BOWL (Houston, Texas)**  
Rice 38, Western Michigan 14

Wednesday, December 31  
**BELL HELICOPTER ARMED FORCES BOWL**  
(Fort Worth, Texas)  
Houston 34, Air Force 28

Friday, January 2  
**AUTOZONE LIBERTY BOWL**  
(Memphis, Tenn.)  
Kentucky 25, East Carolina 19

Tuesday, January 6  
**GMAC BOWL (Mobile, Ala.)**  
Tulsa 63, Bowling Green 7

## 2007

Friday, December 21  
**R+L CARRIERS NEW ORLEANS BOWL**  
(New Orleans, La.)  
Florida Atlantic 44, Memphis 27

Saturday, December 22  
**PAPAJOHNS.COM BOWL**  
(Birmingham, Ala.)  
(20) Cincinnati 31, Southern Miss 21

Sunday, December 23  
**SHERATON HAWAII BOWL (Honolulu, Hawaii)**  
East Carolina 41, (22) Boise State 38

Friday, December 28  
**TEXAS BOWL (Houston, Texas)**  
TCU 20, Houston 13

Saturday, December 29  
**AUTOZONE LIBERTY BOWL**  
(Memphis, Tenn.)  
Mississippi State 10, UCF 3

Sunday, January 6  
**GMAC BOWL (Mobile, Ala.)**  
Tulsa 63, Bowling Green 7

## 2006

Friday, December 22  
**R+L CARRIERS NEW ORLEANS BOWL**  
(New Orleans, La.)  
Troy 41, Rice 17  
Saturday, December 23

**PAPAJOHNS.COM BOWL (Birmingham, Ala.)**  
USF 24, East Carolina 7

Saturday, December 23  
**BELL HELICOPTER ARMED FORCES BOWL**  
(Fort Worth, Texas)  
Utah 25, Tulsa 13

Sunday, January 7  
**GMAC BOWL (Mobile, Ala.)**  
Southern Miss 28, Ohio 7

Friday, December 29  
**AUTOZONE LIBERTY BOWL (Memphis, Tenn.)**  
South Carolina 44, Houston 36

Tuesday, December 20  
**NEW ORLEANS BOWL (Lafayette, La.)**  
Southern Miss 31, Arkansas State 19

Wednesday, December 21  
**GMAC BOWL (Mobile, Ala.)**  
Toledo 45, UTEP 13

Friday, December 23  
**FORT WORTH BOWL (Fort Worth, Texas)**  
Kansas 42, Houston 13

Saturday, December 24  
**SHERATON HAWAII BOWL (Honolulu, Hawaii)**  
Nevada 49, UCF 48 (ot)

Monday, December 26  
**MOTOR CITY BOWL (Detroit, Mich.)**  
Memphis 38, Akron 31

Saturday, December 31  
**AUTOZONE LIBERTY BOWL (Memphis, Tenn.)**  
Tulsa 31, Fresno State 24

## 2004

Tuesday, December 14  
**WYNDHAM NEW ORLEANS BOWL**  
(New Orleans, La.)  
Southern Miss 31, North Texas 10

Wednesday, December 22  
**GMAC BOWL (Mobile, Ala.)**  
Bowling Green 52, Memphis 35

Thursday, December 23  
**PLAINSCAPITAL FORT WORTH BOWL**  
(Fort Worth, Texas)  
Cincinnati 32, Marshall 14

Friday, December 24  
**SHERATON HAWAII BOWL (Honolulu, Hawaii)**  
Hawaii 59, UAB 40

Friday, December 31  
**AUTOZONE LIBERTY BOWL (Memphis, Tenn.)**  
(7) Louisville 44, (10) Boise State 40

## 2003

Tuesday, December 16  
**NEW ORLEANS BOWL (New Orleans, La.)**  
Memphis 27, North Texas 17

Thursday, December 18  
**GMAC BOWL (Mobile, Ala.)**  
(14) Miami (Ohio) 49, Louisville 28

Tuesday, December 23  
**PLAINSCAPITAL FORT WORTH BOWL**  
(Fort Worth, Texas)  
(16) Boise State 34, (19) TCU 31

Thursday, December 25  
**SHERATON HAWAII BOWL (Honolulu, Hawaii)**  
Hawaii 54, Houston 48 (3ot)

Wednesday, December 31  
**AXA LIBERTY BOWL (Memphis, Tenn.)**  
(25) Utah 17, Southern Miss 0

## 2002

Tuesday, December 17  
**NEW ORLEANS BOWL (New Orleans, La.)**  
North Texas 24, Cincinnati 19

Wednesday, December 18  
**GMAC BOWL (Mobile, Ala.)**  
(24) Marshall 38, Louisville 15

Wednesday, December 25  
**CONAGRA FOODS HAWAII BOWL**  
(Honolulu, Hawaii)  
Tulane 36, Hawaii 28

Friday, December 27  
**HOUSTON BOWL (Houston, Texas)**  
Oklahoma State 33, Southern Miss 23

Tuesday, December 31  
**AXA LIBERTY BOWL (Memphis, Tenn.)**  
TCU 17, (21) Colorado State 3

## 2001

Wednesday, December 19  
**GMAC BOWL (Mobile, Ala.)**  
(25) Marshall 64, East Carolina 61 (2ot)

Friday, December 28  
**GALLERYFURNITURE.COM BOWL (Houston, Texas)**  
Texas A&M 28, TCU 9

Saturday, December 29  
**MOTOR CITY BOWL (Pontiac, Mich.)**  
(25) Toledo 23, Cincinnati 16

Monday, December 31  
**AXA LIBERTY BOWL (Memphis, Tenn.)**  
(22) Louisville 28, (17) BYU 10

Wednesday, December 20  
**GMAC MOBILE ALABAMA BOWL (Mobile, Ala.)**  
Southern Miss 28, (13) TCU 21

Wednesday, December 27  
**MOTOR CITY BOWL (Pontiac, Mich.)**  
Marshall 25, Cincinnati 14

**GALLERYFURNITURE.COM BOWL (Houston, Texas)**  
East Carolina 40, Texas Tech 27

Friday, December 29  
**AXA LIBERTY BOWL (Memphis, Tenn.)**  
(23) Colorado State 22, (22) Louisville 17

## 1999

Wednesday, December 22  
**MOBILE ALABAMA BOWL (Mobile, Ala.)**  
 TCU 28, (19) East Carolina 14

Thursday, December 30  
**CRUCIAL.COM HUMANITARIAN BOWL (Boise, Idaho)**  
 Boise State 34, Louisville 31

Friday, December 31  
**AXA LIBERTY BOWL (Memphis, Tenn.)**  
 (14) Southern Miss 23, Colorado State 17

## 1998

Wednesday, December 23  
**MOTOR CITY BOWL (Pontiac, Mich.)**  
 Marshall 48, Louisville 29

Wednesday, December 30  
**HUMANITARIAN BOWL (Boise, Idaho)**  
 Idaho 42, Southern Miss 35

Thursday, December 31  
**AXA/EQUITABLE LIBERTY BOWL (Memphis, Tenn.)**  
 (10) Tulane 41, Brigham Young 27

## 1997

Monday, December 29  
**HUMANITARIAN BOWL (Boise, Idaho)**  
 Cincinnati 35, Utah State 19

Wednesday, December 31  
**AXA LIBERTY BOWL (Memphis, Tenn.)**  
 (22) Southern Miss 41, Pittsburgh 7

Friday, December 27  
**ST. JUDE LIBERTY BOWL (Memphis, Tenn.)**  
 (22) Syracuse 30, Houston 17

# ANNUAL LEADERS

## YEAR-BY-YEAR INDIVIDUAL LEADERS

### Rushing

| Year | Player, School         | G  | Att. | Yards | TD | YPG   |
|------|------------------------|----|------|-------|----|-------|
| 2010 | Zach Line, SMU         | 14 | 244  | 1,494 | 10 | 106.7 |
| 2009 | Donald Buckram, UTEP   | 12 | 259  | 1,594 | 18 | 132.8 |
| 2008 | Damion Fletcher, USM   | 12 | 219  | 1,313 | 10 | 109.4 |
| 2007 | Kevin Smith, UCF       | 14 | 450  | 2,567 | 29 | 183.4 |
| 2006 | Ahmad Bradshaw, MAR    | 12 | 249  | 1,523 | 19 | 126.9 |
| 2005 | DeAngelo Williams, MEM | 11 | 310  | 1,964 | 18 | 178.5 |
| 2004 | DeAngelo Williams, MEM | 12 | 313  | 1,948 | 22 | 162.3 |
| 2003 | DeAngelo Williams, MEM | 11 | 243  | 1,430 | 10 | 130.0 |
| 2002 | Joffrey Reynolds, HOU  | 12 | 316  | 1,545 | 11 | 128.8 |
| 2001 | Leonard Henry, ECU     | 11 | 184  | 1,432 | 16 | 130.2 |
| 2000 | Michael Wallace, ARMY  | 10 | 192  | 1,157 | 11 | 115.7 |
| 1999 | Frank Moreau, LOU      | 10 | 233  | 1,289 | 17 | 128.9 |
| 1998 | Derrick Nix, USM       | 11 | 226  | 1,180 | 9  | 107.3 |
| 1997 | Harold Shaw, USM       | 11 | 245  | 1,045 | 16 | 95.0  |
| 1996 | Antowain Smith, HOU    | 11 | 202  | 1,239 | 14 | 112.6 |

### Passing Efficiency

| Year | Player, School       | G  | Att. | Cmp. | Pct. | INT | Yards | TD | Rating |
|------|----------------------|----|------|------|------|-----|-------|----|--------|
| 2010 | Jeff Godfrey, UCF    | 14 | 238  | 159  | 66.8 | 8   | 2,159 | 13 | 154.3  |
| 2009 | Case Keenum, HOU     | 14 | 700  | 492  | 70.3 | 15  | 5,671 | 44 | 154.8  |
| 2008 | David Johnson, TLS   | 14 | 400  | 258  | 64.5 | 18  | 4,059 | 46 | 178.7  |
| 2007 | Paul Smith, TLS      | 14 | 544  | 327  | 60.1 | 19  | 5,065 | 47 | 159.8  |
| 2006 | Kevin Kolb, HOU      | 14 | 432  | 292  | 67.6 | 4   | 3,809 | 30 | 162.7  |
| 2005 | Darrell Hackney, UAB | 11 | 386  | 242  | 62.7 | 12  | 3,180 | 22 | 144.5  |
| 2004 | Stefan LeFors, LOU   | 12 | 257  | 189  | 73.5 | 3   | 2,596 | 20 | 181.7  |
| 2003 | Kevin Kolb, HOU      | 13 | 360  | 220  | 61.1 | 6   | 3,131 | 25 | 153.8  |
| 2002 | Gino Guidugli, CIN   | 14 | 472  | 258  | 54.7 | 21  | 3,543 | 22 | 124.2  |
| 2001 | Dave Ragone, LOU     | 12 | 383  | 231  | 60.3 | 7   | 3,056 | 23 | 143.5  |
| 2000 | Dave Ragone, LOU     | 11 | 354  | 216  | 61.0 | 11  | 2,621 | 27 | 142.2  |
| 1999 | Jeff Kelly, USM      | 11 | 260  | 153  | 58.8 | 11  | 2,062 | 21 | 143.7  |
| 1998 | Shaun King, TLN      | 11 | 328  | 223  | 68.0 | 6   | 2,232 | 36 | 183.3  |
| 1997 | Shaun King, TLN      | 11 | 363  | 199  | 54.8 | 14  | 2,567 | 24 | 128.3  |
| 1996 | Lee Roberts, USM     | 10 | 142  | 86   | 60.6 | 7   | 1,296 | 12 | 155.3  |

### Total Offense

| Year | Player, School       | G  | Rush | Pass  | Plays | Tot.  | YPG   |
|------|----------------------|----|------|-------|-------|-------|-------|
| 2010 | G.J. Kinne, TLS      | 13 | 561  | 3,650 | 618   | 4,211 | 323.9 |
| 2009 | Case Keenum, HOU     | 14 | 158  | 5,671 | 760   | 5,829 | 416.4 |
| 2008 | Case Keenum, HOU     | 13 | 221  | 5,020 | 665   | 5,241 | 403.2 |
| 2007 | Paul Smith, TLS      | 14 | 119  | 5,065 | 649   | 5,184 | 370.3 |
| 2006 | Jordan Palmer, UTEP  | 12 | -76  | 3,585 | 476   | 3,509 | 292.4 |
| 2005 | Darrell Hackney, UAB | 11 | 105  | 3,180 | 437   | 3,285 | 298.6 |
| 2004 | Kevin Kolb, HOU      | 11 | 51   | 2,766 | 471   | 2,817 | 256.1 |
| 2003 | Stefan LeFors, LOU   | 13 | 405  | 3,145 | 428   | 3,550 | 273.1 |
| 2002 | Gino Guidugli, CIN   | 14 | 27   | 3,543 | 541   | 3,570 | 255.0 |
| 2001 | Dave Ragone, LOU     | 12 | 66   | 3,056 | 475   | 3,122 | 260.2 |
| 2000 | Patrick Ramsey, TLN  | 10 | 53   | 2,833 | 428   | 2,886 | 288.6 |
| 1999 | Chris Redman, LOU    | 11 | -124 | 3,647 | 533   | 3,523 | 320.3 |
| 1998 | Chris Redman, LOU    | 10 | 33   | 4,042 | 513   | 4,009 | 400.9 |
| 1997 | Shaun King, TLN      | 11 | 511  | 2,567 | 487   | 3,078 | 279.8 |
| 1996 | Chuck Clements, HOU  | 11 | -83  | 2,417 | 380   | 2,334 | 212.2 |

### Receptions Per Game

| Year | Player, School       | G  | Rec. | Yards | TD | RPG  |
|------|----------------------|----|------|-------|----|------|
| 2010 | Dwayne Harris, ECU   | 13 | 101  | 1,123 | 10 | 7.7  |
| 2009 | James Cleveland, HOU | 12 | 104  | 1,214 | 14 | 8.67 |
| 2008 | James Casey, RICE    | 13 | 111  | 1,329 | 13 | 8.54 |
| 2007 | Donnie Avery, HOU    | 13 | 91   | 1,456 | 7  | 7.00 |
| 2006 | Mike Walker, UCF     | 12 | 90   | 1,178 | 7  | 7.50 |
| 2005 | Aundrae Allison, ECU | 11 | 83   | 1,024 | 7  | 7.55 |
| 2004 | J.R. Russell, LOU    | 12 | 73   | 968   | 7  | 6.09 |
| 2003 | Terrance Copper, ECU | 12 | 87   | 897   | 2  | 7.25 |
| 2002 | LaDaris Vann, CIN    | 14 | 71   | 844   | 5  | 5.07 |
| 2001 | LaDaris Vann, CIN    | 11 | 73   | 902   | 3  | 6.64 |

|      |                     |    |    |       |    |      |
|------|---------------------|----|----|-------|----|------|
| 2000 | Brian Robinson, HOU | 11 | 77 | 870   | 6  | 7.00 |
| 1999 | JaJuan Dawson, TLN  | 10 | 94 | 1,036 | 8  | 9.40 |
| 1998 | Arnold Jackson, LOU | 11 | 91 | 1,175 | 10 | 8.27 |
| 1997 | Miguel Montano, LOU | 11 | 67 | 875   | 1  | 6.09 |
| 1996 | Damion Johnson, HOU | 11 | 52 | 708   | 5  | 4.73 |

### Receiving Yards Per Game

| Year | Player, School            | G  | Rec. | Yards | TD | YPG   |
|------|---------------------------|----|------|-------|----|-------|
| 2010 | Aldrick Robinson, SMU     | 14 | 65   | 1,301 | 14 | 92.9  |
| 2009 | Emmanuel Sanders, SMU     | 13 | 98   | 1,339 | 7  | 103.0 |
| 2008 | Aldrick Robinson, SMU     | 10 | 59   | 1,047 | 11 | 104.7 |
| 2007 | Donnie Avery, HOU         | 13 | 91   | 1,456 | 7  | 112.0 |
| 2006 | Johnnie Lee Higgins, UTEP | 12 | 82   | 1,319 | 13 | 109.9 |
| 2005 | Garrett Mills, TLS        | 13 | 87   | 1,235 | 9  | 95.0  |
| 2004 | Roddy White, UAB          | 12 | 71   | 1,452 | 14 | 121.0 |
| 2003 | Brandon Middleton, HOU    | 13 | 55   | 1,250 | 14 | 96.2  |
| 2002 | Jon Olinger, CIN          | 14 | 54   | 1,114 | 7  | 79.6  |
| 2001 | Deion Branch, LOU         | 12 | 72   | 1,188 | 9  | 99.0  |
| 2000 | Adrian Burnette, TLN      | 11 | 74   | 1,075 | 14 | 97.7  |
| 1999 | Arnold Jackson, LOU       | 11 | 101  | 1,209 | 9  | 109.9 |
| 1998 | Sherrod Gideon, USM       | 11 | 66   | 1,186 | 13 | 107.8 |
| 1997 | Sherrod Gideon, USM       | 11 | 54   | 1,008 | 9  | 91.6  |
| 1996 | Damion Johnson, HOU       | 11 | 52   | 708   | 5  | 64.4  |

### All-Purpose Yards

| Year | Player, School            | G  | Rush  | Rec.  | PR  | KOR   | Yards | YPG   |
|------|---------------------------|----|-------|-------|-----|-------|-------|-------|
| 2010 | Damaris Johnson, TLS      | 13 | 560   | 872   | 292 | 904   | 2,628 | 202.2 |
| 2009 | Damaris Johnson, TLS      | 12 | 175   | 1,131 | 256 | 113   | 2,693 | 224.4 |
| 2008 | Damaris Johnson, TLS      | 14 | 327   | 743   | 23  | 1,382 | 2,475 | 176.8 |
| 2007 | Chris Johnson, ECU        | 13 | 1,423 | 528   | 0   | 1,009 | 2,960 | 227.7 |
| 2006 | Johnnie Lee Higgins, UTEP | 12 | -2    | 1,319 | 281 | 275   | 1,873 | 156.1 |
| 2005 | DeAngelo Williams, MEM    | 11 | 1,964 | 78    | 0   | 33    | 2,075 | 188.6 |
| 2004 | DeAngelo Williams, MEM    | 12 | 1,948 | 210   | 0   | 72    | 2,230 | 185.8 |
| 2003 | DeAngelo Williams, MEM    | 11 | 1,430 | 384   | 0   | 299   | 2,113 | 192.1 |
| 2002 | William White, Army       | 11 | 13    | 384   | 10  | 1,239 | 1,646 | 149.6 |
| 2001 | Mewelde Moore, TLN        | 12 | 1,421 | 756   | 0   | 82    | 2,259 | 188.2 |
| 2000 | Keith Stokes, ECU         | 10 | 66    | 442   | 416 | 503   | 1,427 | 142.7 |
| 1999 | Frank Moreau, LOU         | 10 | 1,289 | 285   | 0   | 0     | 1,574 | 157.4 |
| 1998 | Arnold Jackson, LOU       | 11 | 33    | 1,175 | 216 | 131   | 1,555 | 141.4 |
| 1997 | Ketric Sanford, HOU       | 9  | 636   | 101   | 0   | 530   | 1,267 | 140.8 |
| 1996 | Antowain Smith, HOU       | 11 | 1,239 | 201   | 0   | 15    | 1,455 | 132.3 |

### Scoring

| Year | Player, School         | G  | TD | XPT | FG | Pts. | PPG  |
|------|------------------------|----|----|-----|----|------|------|
| 2010 | Patrick Edwards, HOU   | 12 | 14 | 0   | 0  | 86   | 7.2  |
| 2009 | Donald Buckram, UTEP   | 12 | 21 | 0   | 0  | 126  | 10.5 |
| 2008 | Jarett Dillard, RICE   | 13 | 20 | 0   | 0  | 120  | 9.2  |
| 2007 | Kevin Smith, UCF       | 14 | 30 | 0   | 0  | 180  | 12.9 |
| 2006 | Ahmad Bradshaw, MAR    | 12 | 21 | 0   | 0  | 126  | 10.5 |
| 2005 | DeAngelo Williams, MEM | 11 | 19 | 0   | 0  | 114  | 10.4 |
| 2004 | DeAngelo Williams, MEM | 12 | 23 | 0   | 0  | 138  | 11.5 |
| 2003 | Nick Browne, TCU       | 13 | 0  | 38  | 28 | 122  | 9.4  |
| 2002 | Art Brown, ECU         | 10 | 17 | 2   | 0  | 104  | 10.4 |
| 2001 | Leonard Henry, ECU     | 11 | 18 | 0   | 0  | 108  | 9.8  |
| 2000 | Jonathon Ruffin, CIN   | 11 | 0  | 26  | 26 | 104  | 9.5  |
| 1999 | Frank Moreau, LOU      | 10 | 17 | 0   | 0  | 102  | 10.2 |
| 1998 | Leroy Collins, LOU     | 11 | 19 | 2   | 0  | 116  | 10.5 |
| 1997 | Brad Palazzo, TLN      | 11 | 0  | 40  | 23 | 109  | 9.9  |
| 1996 | Antowain Smoth, HOU    | 11 | 15 | 2   | 0  | 92   | 8.4  |

### Punting

| Year | Player, School       | G  | Att. | Yards | Avg. |
|------|----------------------|----|------|-------|------|
| 2010 | Kyle Martens, RICE   | 12 | 52   | 2,391 | 46.0 |
| 2009 | Matt Dodge, ECU      | 14 | 67   | 3,069 | 45.8 |
| 2008 | Ross Thevenot, TLN   | 12 | 45   | 2,061 | 45.8 |
| 2007 | Thomas Morstead, SMU | 12 | 57   | 2,545 | 44.6 |
| 2006 | Thomas Morstead, SMU | 12 | 50   | 2,191 | 43.8 |
| 2005 | Luke Johnson, USM    | 12 | 53   | 2,378 | 44.9 |

|      |                     |    |    |       |      |
|------|---------------------|----|----|-------|------|
| 2004 | Chris Beckman, TLN  | 11 | 52 | 2,219 | 42.7 |
| 2003 | Ryan Dougherty, ECU | 12 | 64 | 2,846 | 44.5 |
| 2002 | Jared Preston, ECU  | 12 | 73 | 3,170 | 43.4 |
| 2001 | Dan MacElroy, ARMY  | 11 | 51 | 2,264 | 44.4 |
| 2000 | Casey Roussel, TLN  | 11 | 59 | 2,609 | 44.2 |
| 1999 | Andrew Bayes, ECU   | 11 | 47 | 2,259 | 48.1 |
| 1998 | Graham White, ARMY  | 11 | 47 | 2,101 | 44.7 |
| 1997 | Brad Hill, TLN      | 11 | 42 | 1,940 | 46.2 |
| 1996 | Steve Smith, CIN    | 11 | 68 | 2,795 | 41.1 |

### Punt Returns

| Year | Player, School            | G  | No. | Yards | TD | Avg. |
|------|---------------------------|----|-----|-------|----|------|
| 2010 | Patrick Edwards, HOU      | 12 | 15  | 231   | 1  | 15.4 |
| 2009 | Damaris Johnson, TLS      | 12 | 18  | 256   | 1  | 14.2 |
| 2008 | Joe Burnett, UCF          | 12 | 26  | 378   | 0  | 14.5 |
| 2007 | Quintin Demps, UTEP       | 12 | 15  | 200   | 0  | 13.3 |
| 2006 | Johnnie Lee Higgins, UTEP | 12 | 12  | 281   | 2  | 23.4 |
| 2005 | Joe Burnett, UCF          | 13 | 28  | 463   | 2  | 16.5 |
| 2004 | Travis Williams, ECU      | 10 | 20  | 354   | 1  | 17.7 |
| 2003 | Carl Jones, CIN           | 9  | 9   | 135   | 0  | 15.0 |
| 2002 | Aris Comeaux, ARMY        | 9  | 12  | 233   | 2  | 19.4 |
| 2001 | Anthony Floyd, LOU        | 12 | 14  | 198   | 1  | 14.1 |
| 2000 | Omar Thompson, ARMY       | 11 | 12  | 211   | 2  | 17.6 |
| 1999 | Rodregis Brooks, UAB      | 11 | 20  | 350   | 0  | 17.5 |
| 1998 | Cornelius Bonner, CIN     | 9  | 9   | 122   | 0  | 13.6 |
| 1997 | Tinker Keck, CIN          | 11 | 39  | 575   | 4  | 14.7 |
| 1996 | Charles West, HOU         | 11 | 18  | 236   | 1  | 13.1 |

### Kickoff Returns

| Year | Player, School          | G  | No. | Yards | TD | Avg. |
|------|-------------------------|----|-----|-------|----|------|
| 2010 | Quincy McDuffie, UCF    | 14 | 27  | 869   | 2  | 32.2 |
| 2009 | Tyron Carrier, HOU      | 14 | 34  | 986   | 4  | 29.0 |
| 2008 | Joe Burnett, UCF        | 12 | 26  | 745   | 2  | 28.7 |
| 2007 | Darius Marshall, MEM    | 12 | 19  | 556   | 1  | 29.3 |
| 2006 | Michael Grandberry, MEM | 12 | 21  | 517   | 0  | 24.6 |
| 2005 | Jessie Henderson, SMU   | 11 | 24  | 663   | 1  | 27.6 |
| 2004 | John Eubanks, USM       | 12 | 21  | 618   | 1  | 29.4 |
| 2003 | J.R. Reed, USF          | 11 | 18  | 570   | 1  | 31.7 |
| 2002 | Broderick Clark, LOU    | 12 | 26  | 827   | 2  | 31.8 |
| 2001 | Omar Thompson, ARMY     | 11 | 28  | 739   | 1  | 26.4 |
| 2000 | Zek Parker, LOU         | 11 | 26  | 752   | 0  | 28.9 |
| 1999 | Zek Parker, LOU         | 11 | 35  | 860   | 2  | 24.6 |
| 1998 | Mike Smith, HOU         | 9  | 12  | 349   | 1  | 29.1 |
| 1997 | Eric Booth, USM         | 11 | 22  | 766   | 2  | 34.8 |
| 1996 | Eric Booth, USM         | 11 | 12  | 352   | 0  | 29.3 |

### Field Goals

| Year | Player, School          | G  | FG | FGA | Pct.  | FG/G |
|------|-------------------------|----|----|-----|-------|------|
| 2010 | Danny Hrapmann, USM     | 13 | 26 | 31  | 83.9  | 2.00 |
| 2009 | Ben Hartman, ECU        | 13 | 20 | 30  | 66.7  | 1.54 |
| 2008 | Ben Hartman, ECU        | 11 | 21 | 31  | 67.7  | 1.91 |
| 2007 | Swayze Waters, UAB      | 12 | 22 | 28  | 78.6  | 1.63 |
| 2006 | Michael Torres, UCF     | 11 | 17 | 24  | 70.8  | 1.55 |
| 2005 | Darren McCaleb, USM     | 12 | 23 | 29  | 82.1  | 1.92 |
| 2004 | Stephen Gostkowski, MEM | 12 | 20 | 24  | 93.3  | 1.67 |
| 2003 | Nick Browne, TCU        | 13 | 28 | 23  | 84.8  | 2.15 |
| 2002 | Nick Browne, TCU        | 12 | 23 | 30  | 76.7  | 1.92 |
| 2001 | Kevin Miller, ECU       | 11 | 14 | 17  | 82.4  | 1.27 |
|      | Nick Browne, TCU        | 11 | 14 | 20  | 70.0  | 1.27 |
| 2000 | Jonathan Ruffin, CIN    | 11 | 26 | 29  | 89.7  | 2.36 |
| 1999 | Seth Marler, TLN        | 11 | 15 | 21  | 71.4  | 1.36 |
| 1998 | Ryan White, MEM         | 11 | 16 | 16  | 100.0 | 1.45 |
| 1997 | Brad Palazzo, TLN       | 11 | 23 | 28  | 82.1  | 2.09 |
| 1996 | Ted Lane, MEM           | 10 | 12 | 18  | 66.7  | 1.20 |

### Interceptions

| Year | Player, School        | G  | Int. | Yards | TD | IPG  |
|------|-----------------------|----|------|-------|----|------|
| 2010 | Dexter McCoil, TLS    | 12 | 6    | 63    | 0  | 0.50 |
| 2009 | Josh Robinson, UCF    | 13 | 6    | 84    | 1  | 0.46 |
| 2008 | Kevin Sanders, UAB    | 12 | 7    | 55    | 0  | 0.58 |
| 2007 | Johnell Neal, UCF     | 13 | 6    | 159   | 1  | 0.46 |
|      | Brandon Sumrall, USM  | 13 | 6    | 101   | 1  | 0.46 |
| 2006 | Quintin Demps, UTEP   | 12 | 7    | 61    | 0  | 0.58 |
| 2005 | Nick Graham, TLS      | 13 | 6    | 66    | 0  | 0.46 |
| 2004 | Kerry Rhodes, LOU     | 12 | 6    | 56    | 1  | 0.50 |
| 2003 | J.R. Reed, USF        | 11 | 7    | 45    | 0  | 0.64 |
| 2002 | Jason Goss, TCU       | 12 | 8    | 27    | 0  | 0.67 |
|      | Lynaris Elpheage, TLN | 13 | 8    | 133   | 1  | 0.62 |
| 2001 | Glenn Sumter, MEM     | 11 | 6    | 61    | 0  | 0.55 |
| 2000 | Anthony Floyd, LOU    | 11 | 10   | 152   | 1  | 0.91 |
| 1999 | Rodregis Brooks, UAB  | 11 | 9    | 152   | 1  | 0.82 |
| 1998 | K. Dale Rowland, ARMY | 11 | 5    | 79    | 1  | 0.45 |
| 1997 | Patrick Surtain, USM  | 11 | 6    | 127   | 0  | 0.55 |
| 1996 | Monty Montgomery, HOU | 11 | 6    | 87    | 0  | 0.60 |

### Tackles

| Year | Player, School        | G  | Solo | Ast. | Total |
|------|-----------------------|----|------|------|-------|
| 2010 | Jamon Hughes, MEM     | 12 | 70   | 77   | 147   |
| 2009 | Marcus McGraw, HOU    | 14 | 79   | 77   | 156   |
| 2008 | Gerald McRath, USM    | 13 | 78   | 59   | 137   |
| 2007 | Will Dunbar, UAB      | 12 | 69   | 53   | 122   |
| 2006 | Troy Collavo, UTEP    | 12 | 42   | 83   | 125   |
| 2005 | Kevis Coley, USM      | 12 | 81   | 69   | 150   |
| 2004 | Greg Washington, ARMY | 11 | 73   | 76   | 149   |
| 2003 | Rod Davis, USM        | 12 | 111  | 53   | 164   |
| 2002 | Rod Davis, USM        | 13 | 122  | 46   | 168   |
| 2001 | Hanik Milligan, HOU   | 10 | 82   | 71   | 153   |
| 2000 | Wayne Rogers, HOU     | 11 | 87   | 47   | 134   |
| 1999 | Kamal Shakir, MEM     | 11 | 87   | 56   | 143   |
| 1998 | T.J. Slaughter, USM   | 11 | 96   | 51   | 147   |
| 1997 | Brad Jackson, CIN     | 11 | 93   | 75   | 168   |
| 1996 | Tyrus McCloud, LOU    | 11 | 93   | 51   | 144   |

### Quarterback Sacks

| Year | Player, School         | G  | UA | Ast. | Total |
|------|------------------------|----|----|------|-------|
| 2010 | Vinny Curry, MAR       | 12 | 11 | 2    | 12    |
| 2009 | Bruce Miller, UCF      | 13 | 11 | 4    | 13    |
| 2008 | Phillip Hunt, HOU      | 13 | 14 | 0    | 14    |
| 2007 | Phillip Hunt, HOU      | 13 | 8  | 5    | 13    |
| 2006 | Albert McClellan, MAR  | 12 | 10 | 3    | 13    |
| 2005 | Paul Carrington, UCF   | 13 | 9  | 0    | 9     |
| 2004 | Larry McSwain, UAB     | 12 | 10 | 3    | 13    |
| 2003 | Bo Schobel, TCU        | 13 | 13 | 4    | 17    |
| 2002 | Dewayne White, LOU     | 13 | 10 | 1    | 11    |
|      | Rod Davis, USM         | 13 | 10 | 1    | 11    |
|      | LeMarcus McDonald, TCU | 12 | 6  | 5    | 11    |
| 2001 | Dewayne White, LOU     | 12 | 15 | 0    | 15    |
| 2000 | Andre Arnold, MEM      | 11 | 13 | 0    | 13    |
|      | Michael Josiah, LOU    | 11 | 13 | 0    | 13    |
| 1999 | Tramont Lawless, MEM   | 11 | 9  | 0    | 9     |
|      | Adalius Thomas, USM    | 11 | 9  | 0    | 9     |
| 1998 | Roderick Coleman, ECU  | 11 | 12 | 2    | 14    |
| 1997 | Roderick Coleman, ECU  | 11 | 14 | 1    | 15    |
| 1996 | Carl Powell, LOU       | 11 | 10 | 1    | 11    |

### YEAR-BY-YEAR TEAM LEADERS

#### Scoring Offense

| Year | School        | G  | Pts. | Avg. |
|------|---------------|----|------|------|
| 2010 | Tulsa         | 13 | 538  | 41.4 |
| 2009 | Houston       | 14 | 591  | 42.2 |
| 2008 | Tulsa         | 14 | 661  | 47.2 |
| 2007 | Tulsa         | 14 | 576  | 41.1 |
| 2006 | Houston       | 14 | 462  | 33.0 |
| 2005 | Tulsa         | 13 | 430  | 33.1 |
| 2004 | Louisville    | 12 | 597  | 49.8 |
| 2003 | Louisville    | 13 | 450  | 34.6 |
| 2002 | Cincinnati    | 14 | 426  | 30.4 |
| 2001 | East Carolina | 11 | 360  | 32.7 |
| 2000 | Louisville    | 11 | 388  | 35.3 |
| 1999 | Louisville    | 11 | 412  | 37.5 |
| 1998 | Tulane        | 11 | 499  | 45.4 |
| 1997 | Tulane        | 11 | 375  | 34.1 |
| 1996 | Houston       | 11 | 344  | 31.3 |

#### Rushing Offense

| Year | School        | G  | Att. | Yards | Avg. | TD | YPG   |
|------|---------------|----|------|-------|------|----|-------|
| 2010 | Tulsa         | 13 | 537  | 2,820 | 5.3  | 32 | 216.9 |
| 2009 | UAB           | 12 | 463  | 2,759 | 6.0  | 17 | 229.9 |
| 2008 | Tulsa         | 14 | 674  | 3,752 | 5.6  | 40 | 268.0 |
| 2007 | UCF           | 14 | 670  | 3,287 | 4.9  | 41 | 234.8 |
| 2006 | Southern Miss | 14 | 535  | 2,378 | 4.4  | 23 | 169.9 |
| 2005 | Memphis       | 12 | 597  | 3,215 | 5.4  | 28 | 267.9 |
| 2004 | Louisville    | 12 | 534  | 3,005 | 5.6  | 47 | 250.4 |
| 2003 | Louisville    | 13 | 518  | 2,966 | 5.7  | 35 | 228.2 |
| 2002 | TCU           | 12 | 589  | 2,438 | 4.1  | 23 | 203.2 |
| 2001 | East Carolina | 11 | 417  | 2,230 | 5.3  | 27 | 202.7 |
| 2000 | UAB           | 11 | 473  | 1,801 | 3.8  | 14 | 163.7 |
| 1999 | Army          | 11 | 636  | 2,915 | 4.6  | 24 | 265.0 |
| 1998 | Army          | 11 | 610  | 3,510 | 5.3  | 25 | 293.8 |
| 1997 | Cincinnati    | 11 | 593  | 2,371 | 4.0  | 22 | 215.5 |
| 1996 | Cincinnati    | 11 | 521  | 1,995 | 3.8  | 16 | 181.4 |

#### Passing Offense

| Year | School  | G  | Att. | Cmp. | Pct. | Int. | Yards | TD | YPG   |
|------|---------|----|------|------|------|------|-------|----|-------|
| 2010 | Houston | 12 | 484  | 298  | 61.6 | 20   | 3,927 | 34 | 327.2 |
| 2009 | Houston | 14 | 747  | 525  | 70.3 | 15   | 6,072 | 47 | 433.7 |
| 2008 | Houston | 13 | 610  | 411  | 67.4 | 11   | 5,221 | 45 | 401.6 |
| 2007 | Tulsa   | 14 | 564  | 336  | 59.6 | 19   | 5,194 | 49 | 371.0 |
| 2006 | UTEP    | 12 | 446  | 289  | 64.8 | 17   | 3,744 | 29 | 312.0 |
| 2005 | UTEP    | 12 | 458  | 268  | 58.5 | 20   | 3,607 | 29 | 300.6 |





## Turnover Margin

| Year | School        | G  | Gained | Lost | Margin |
|------|---------------|----|--------|------|--------|
| 2010 | Tulsa         | 13 | 36     | 19   | +17    |
| 2009 | East Carolina | 14 | 34     | 23   | +11    |
| 2008 | Rice          | 13 | 31     | 16   | +15    |
| 2007 | East Carolina | 13 | 31     | 14   | +17    |
| 2006 | Houston       | 14 | 25     | 16   | +9     |
| 2005 | Tulsa         | 13 | 36     | 17   | +19    |
| 2004 | Louisville    | 12 | 27     | 16   | +11    |
| 2003 | Tulane        | 12 | 31     | 26   | +5     |
|      | Southern Miss | 13 | 33     | 28   | +5     |
| 2002 | Tulane        | 13 | 43     | 21   | +22    |
| 2001 | Louisville    | 12 | 31     | 23   | +8     |
| 2000 | Louisville    | 11 | 38     | 26   | +12    |
|      | Cincinnati    | 11 | 34     | 22   | +12    |
| 1999 | Southern Miss | 11 | 30     | 20   | +10    |
| 1998 | Tulane        | 11 | 26     | 11   | +15    |
| 1997 | Tulane        | 11 | 34     | 20   | +14    |
| 1996 | Southern Miss | 11 | 34     | 20   | +14    |

## Tackles

| Year | School        | G  | Solo | Ast. | Total |
|------|---------------|----|------|------|-------|
| 2010 | UTEP          | 13 | 457  | 606  | 1,063 |
| 2009 | Houston       | 14 | 580  | 665  | 1,245 |
| 2008 | Houston       | 13 | 545  | 543  | 1,088 |
| 2007 | East Carolina | 13 | 542  | 562  | 1,104 |
| 2006 | Houston       | 14 | 461  | 52   | 1,013 |
| 2005 | UTEP          | 12 | 491  | 494  | 985   |
| 2004 | Army          | 11 | 537  | 404  | 941   |
| 2003 | Army          | 13 | 726  | 592  | 1,318 |
| 2002 | Cincinnati    | 14 | 722  | 637  | 1,359 |
| 2001 | East Carolina | 11 | 589  | 488  | 1,077 |
| 2000 | Army          | 11 | 640  | 439  | 1,079 |
| 1999 | Southern Miss | 11 | 603  | 442  | 1,045 |
| 1998 | Southern Miss | 11 | 762  | 461  | 1,223 |
| 1997 | Southern Miss | 11 | 686  | 461  | 1,147 |
| 1996 | Southern Miss | 11 | 704  | 471  | 1,175 |

## Tackles for Loss

| Year | School        | G  | Total | Yards |
|------|---------------|----|-------|-------|
| 2010 | UCF           | 14 | 88    | 348   |
| 2009 | UCF           | 13 | 94    | 434   |
| 2008 | UCF           | 12 | 98    | 365   |
| 2007 | East Carolina | 13 | 98    | 383   |
| 2006 | SMU           | 12 | 86    | 320   |
| 2005 | UTEP          | 12 | 88    | 358   |
| 2004 | Cincinnati    | 12 | 89    | 360   |
| 2003 | TCU           | 12 | 123   | 454   |
| 2002 | TCU           | 12 | 152   | 526   |
| 2001 | Louisville    | 12 | 87    | 400   |
| 2000 | Southern Miss | 11 | 113   | 474   |
| 1999 | Southern Miss | 11 | 118   | 434   |
| 1998 | Southern Miss | 11 | 114   | 453   |
| 1997 | Tulane        | 11 | 91    | 363   |
| 1996 | Louisville    | 11 | 145   | 742   |

## Quarterback Sacks

| Year | School        | G  | Total |
|------|---------------|----|-------|
| 2010 | UCF           | 14 | 32    |
| 2009 | UCF           | 13 | 38    |
| 2008 | Tulsa         | 14 | 38    |
| 2007 | UCF           | 14 | 39    |
| 2006 | Rice          | 13 | 33    |
| 2005 | Southern Miss | 12 | 31    |
| 2004 | Louisville    | 12 | 37    |
| 2003 | TCU           | 13 | 39    |
| 2002 | Tulane        | 13 | 49    |
| 2001 | Louisville    | 12 | 41    |
| 2000 | Louisville    | 11 | 50    |
| 1999 | Houston       | 11 | 43    |
| 1998 | Southern Miss | 11 | 52    |
| 1997 | East Carolina | 11 | 41    |
| 1996 | Louisville    | 11 | 46    |

# ALL-TIME HONORS

## ALL-CONFERENCE

### 2010

#### ALL-CONFERENCE First Team

##### OFFENSE

|    |                                     |
|----|-------------------------------------|
| QB | G.J. Kinne, Jr., Tulsa              |
| RB | Bryce Beall, Jr., Houston           |
| RB | Zach Line, So., SMU                 |
| OL | Kelvin Beachum, Jr., SMU            |
| OL | Matt McCants, Jr., UAB              |
| OL | Jah Reid, Sr., UCF                  |
| OL | Willie Smith, Sr., East Carolina    |
| OL | Chris Thompson, Jr., Houston        |
| OL | Cameron Zipp, Sr., Southern Miss    |
| TE | Johdrick Morris, Sr., Southern Miss |
| WR | Dwayne Harris, Sr., East Carolina   |
| WR | Patrick Edwards, Jr., Houston       |
| WR | Aldrick Robinson, Sr., SMU          |

##### DEFENSE

|    |                             |
|----|-----------------------------|
| DL | Vinny Curry, Jr., Marshall  |
| DL | Bruce Miller, Sr., UCF      |
| DL | Cheta Ozougwu, Sr., Rice    |
| DL | Taylor Thompson, Jr., SMU   |
| LB | Ja'Gared Davis, So., SMU    |
| LB | Mario Harvey, Sr., Marshall |
| LB | Jamon Hughes, Sr., Memphis  |
| DB | Philip Davis, Sr., Tulane   |
| DB | Kemal Ishmael, So., UCF     |
| DB | Marco Nelson, Fr., Tulsa    |
| DB | Josh Robinson, So., UCF     |

##### SPECIAL TEAMS

|    |                                    |
|----|------------------------------------|
| K  | Danny Hrapmann, Jr., Southern Miss |
| P  | Kyle Martens, Jr., Rice            |
| KR | Quincy McDuffie, So., UCF          |
| PR | Dwayne Harris, Sr., East Carolina  |
| PR | Damaris Johnson, Jr., Tulsa        |
| LS | Brandon Long, Sr., Rice            |

### Second Team

##### OFFENSE

|    |                                  |
|----|----------------------------------|
| QB | Austin Davis, Jr., Southern Miss |
| RB | Orleans Darkwa, Fr., Tulane      |
| RB | Ronnie Weaver, Jr., UCF          |
| OL | Clint Anderson, Jr., Tulsa       |
| OL | Rod Huntley, Sr., UTEP           |
| OL | Dominik Riley, Sr., Memphis      |
| OL | Chad Schofield, Sr., Marshall    |
| OL | Isaiah Thompson, Sr., Houston    |
| TE | Lee Smith, Sr., Marshall         |
| WR | Cole Beasley, Jr., SMU           |
| WR | Lance Lewis, Jr., East Carolina  |
| WR | Damaris Johnson, Jr., Tulsa      |

##### DEFENSE

|    |                                   |
|----|-----------------------------------|
| DL | Anthony Gray, Sr., Southern Miss  |
| DL | Elliott Henigan, Jr., UAB         |
| DL | Cordarro Law, Jr., Southern Miss  |
| DL | Darius Nall, Jr., UCF             |
| LB | Trent Mackey, So., Tulane         |
| LB | Marcus McGraw, Jr., Houston       |
| LB | Youri Yenga, Sr., SMU             |
| DB | Travis Bradshaw, Jr., Rice        |
| DB | Emanuel Davis, Jr., East Carolina |
| DB | Chris Banjo, Jr., SMU             |
| DB | Justin Wilson, Sr., Southern Miss |
| DB | Travaun Nixon, Jr., UTEP          |

##### SPECIAL TEAMS

|    |                                     |
|----|-------------------------------------|
| K  | Michael Barbour, Jr., East Carolina |
| P  | Michael Such, Sr., Tulsa            |
| KR | Damaris Johnson, Jr., Tulsa         |
| PR | Patrick Edwards, Jr., Houston       |
| LS | Charley Hughlett, Jr., UCF          |

### HONORABLE MENTION

##### OFFENSE

|    |                                     |
|----|-------------------------------------|
| QB | Dominique Davis, Jr., East Carolina |
| QB | Kyle Padron, So., SMU               |
| QB | Bryan Ellis, Jr., UAB               |

|    |                                       |
|----|---------------------------------------|
| QB | Trevor Vittatoe, Sr., UTEP            |
| RB | Jonathan Williams, Sr., East Carolina |
| RB | Sam McGuffie, So., Rice               |
| RB | Kendrick Hardy, Fr., Southern Miss    |
| RB | Charles Clay, Sr., Tulsa              |
| RB | Pat Shed, Jr., UAB                    |
| RB | Joe Banyard, Jr., UTEP                |
| OL | Jake Hicks, Jr., Rice                 |
| OL | J.T. Brooks, Jr., SMU                 |
| OL | Blake McClunkin, Jr., SMU             |
| OL | Joe Duhon, So., Southern Miss         |
| OL | Lamar Holmes, Jr., Southern Miss      |
| OL | Pete Hendrickson, Sr., Tulane         |
| OL | Andrew Nierman, Sr., Tulane           |
| OL | Tyler Holmes, Jr., Tulsa              |
| OL | Nick Pieschel, Jr., UCF               |
| OL | Anthony McNac, Sr., UTEP              |
| OL | Alex Solot, Sr., UTEP                 |
| TE | Cody Sparks, Sr., Tulane              |
| TE | Charles Clay, Sr., Tulsa              |
| TE | Jeffery Anderson, Sr., UAB            |
| TE | Adam Nissley, Jr., UCF                |
| WR | James Cleveland, Sr., Houston         |
| WR | Aaron Dobson, So., Marshall           |
| WR | Marcus Rucker, So., Memphis           |
| WR | Vance McDonald, So., Rice             |
| WR | Kelvin Bolden, Jr., Southern Miss     |
| WR | Casey Robottom, Sr., Tulane           |
| WR | Mike Jones, Sr., UAB                  |
| WR | Brian Watters, Sr., UCF               |
| WR | Kris Adams, Sr., UTEP                 |

##### DEFENSE

|    |                                     |
|----|-------------------------------------|
| DL | Josh Smith, Sr., East Carolina      |
| DL | Dontari Poe, So., Memphis           |
| DL | Frank Trotter, Jr., Memphis         |
| DL | John Gioffre, Jr., Rice             |
| DL | Margus Hunt, So., SMU               |
| DL | John Henderson, Sr., Southern Miss  |
| DL | Justin Adams, Sr., Tulane           |
| DL | Dezman Moses, Jr., Tulane           |
| DL | Cory Dorris, So., Tulsa             |
| DL | Odrick Ray, Sr., Tulsa              |
| DL | Tyrann Walker, Jr., Tulsa           |
| DL | Bryant Turner, Sr., UAB             |
| DL | David Williams, Sr., UCF            |
| DL | Robert Soleyjacks, Sr., UTEP        |
| LB | Dustin Lineback, Sr., East Carolina |
| LB | Sammy Brown, Jr., Houston           |
| LB | Pete Fleps, Sr., SMU                |
| LB | Taylor Reed, So., SMU               |
| LB | Jamie Collins, So., Southern Miss   |
| LB | Korey Williams, Jr., Southern Miss  |
| LB | Tanner Antle, Sr., Tulsa            |
| LB | Cornelius Arnick, Jr., Tulsa        |
| LB | Shawn Jackson, Fr., Tulsa           |
| LB | Marvin Burdette, So., UAB           |
| LB | Derrick Hallman, Sr., UCF           |
| LB | Isaiah Carter, Jr., UTEP            |
| DB | Donald Brown, So., Marshall         |
| DB | Omar Brown, Jr., Marshall           |
| DB | Richard Crawford, Jr., SMU          |
| DB | Chico Hunter, Sr., Southern Miss    |
| DB | Alex Wacha, Sr., Tulane             |
| DB | John Flanders, Jr., Tulsa           |
| DB | Dexter McCoil, So., Tulsa           |
| DB | T.J. Ballou, Jr., UAB               |
| DB | Jamie Bender, Jr., UAB              |
| DB | Deshawn Grayson, So., UTEP          |
| DB | Wiston Jeune, Sr., UTEP             |

##### SPECIAL TEAMS

|    |                                     |
|----|-------------------------------------|
| K  | Paulo Henriques, So., Memphis       |
| K  | Cairo Santos, Fr., Tulane           |
| P  | Tom Hornsey, Fr., Memphis           |
| P  | Ian Campbell, So., UTEP             |
| KR | Marlon McClure, So., UTEP           |
| PR | Josh Robinson, So., UCF             |
| PR | Marlon McClure, So., UTEP           |
| LS | Keenan Bratcher, Sr., Memphis       |
| LS | Creighton Nelms, Jr., Southern Miss |
| LS | Jonathan Edwards, So., Tulane       |

LS Taylor Klein, So., UAB  
LS Matt Camilli, Jr., UTEP

## 2009

### ALL-CONFERENCE First Team

#### OFFENSE

QB Case Keenum, Jr., Houston  
RB Curtis Steele, Sr., Memphis  
RB Donald Buckram, Jr., UTEP  
OL Sean Allen, Sr., East Carolina  
OL Ryan Hebert, Sr., Southern Miss  
OL Jake Seitz, Sr., UAB  
OL Jah Reid, Jr., UCF  
OL Mike Aguayo, Jr., UTEP  
TE Cody Slate, Sr., Marshall  
WR Dwayne Harris, Jr., East Carolina  
WR James Cleveland, Jr., Houston  
WR Emmanuel Sanders, Sr., SMU

#### DEFENSE

DL Linval Joseph, Jr., East Carolina  
DL C.J. Wilson, Sr., East Carolina  
DL Jarvis Geathers, Sr., UCF  
DL Bruce Miller, Jr., UCF  
LB Mario Harvey, Sr., Marshall  
LB Chase Kenemer, Sr., SMU  
LB Cory Hogue, Sr., UCF  
DB Emmanuel Davis, So., East Carolina  
DB Van Eskridge, Sr., East Carolina  
DB Eddie Hicks, Sr., Southern Miss  
DB Da'Mon Cromartie-Smith, Sr., UTEP

#### SPECIAL TEAMS

K Craig Ratanamorn, Sr., Marshall  
P Matt Dodge, Sr., East Carolina  
KR Tyron Carrier, So., Houston  
PR Emmanuel Sanders, Sr., SMU  
LS Sean McClellan, Sr., Marshall

### ALL-CONFERENCE Second Team

#### OFFENSE

QB Joe Webb, Sr., UAB  
RB Darius Marshall, Sr., Marshall  
RB Damion Fletcher, Sr., Southern Miss  
OL Terence Campbell, Sr., East Carolina  
OL Jarve Dean, Jr., Houston  
OL Daniel Baldrige, Sr., Marshall  
OL Scott Mitchell, Jr., Rice  
OL Kelvin Beachum, So., SMU  
TE Leroy Banks, Sr., Southern Miss  
WR Patrick Edwards, So., Houston  
WR Duke Calhoun, Sr., Memphis  
WR DeAndre Brown, So., Southern Miss  
WR Damaris Johnson, So., Tulsa

#### DEFENSE

DL Tyrell Graham, Sr., Houston  
DL Albert McClellan, Sr., Marshall  
DL Scott Solomon, Jr., Rice  
DL Torell Troup, Sr., UCF  
LB Nick Johnson, Sr., East Carolina  
LB Marcus McGraw, So., Houston  
LB Korey Williams, So., Southern Miss  
DB Brandon Brinkley, Sr., Houston  
DB James Lockett, Sr., Tulsa  
DB Hiram Atwater, Jr., UAB  
DB Josh Robinson, Fr., UCF

#### SPECIAL TEAMS

K Ben Hartman, Sr., East Carolina  
P Matt Reagan, Sr., Memphis  
KR Dwayne Harris, Jr., East Carolina  
PR Damaris Johnson, So., Tulsa  
LS Cody Tawater, Sr., Southern Miss

### HONORABLE MENTION

#### OFFENSE

QB Brett Hodges, Sr., UCF  
QB Trevor Vittatoe, Jr., UTEP  
RB Dominique Lindsay, Sr., ECU  
RB Shawnbrey McNeal, Jr., SMU  
RB Andre Anderson, Sr., Tulane  
RB Charles Clay, Jr., Tulsa  
RB Brynn Harvey, So., UCF  
OL D.J. Scott, Jr., ECU

OL Willie Smith, Jr., ECU  
OL Carl Barnett, Sr., Houston  
OL Chris Thompson, So., Houston  
OL Chad Schofield, Jr., Marshall  
OL Dominik Riley, Jr., Memphis  
OL Davon Allen, So., Rice  
OL Jake Hicks, So., Rice  
OL J.T. Brooks, So., SMU  
OL Josh LeRibeus, So., SMU  
OL Kyle Burkhart, Sr., Southern Miss  
OL Cameron Zipp, Jr., Southern Miss  
OL Nick Landry, Sr., Tulane  
OL Andrew Nierman, Jr., Tulane  
OL Matt McCants, So., UAB  
OL Tanner Cullumber, Jr., UTEP  
OL Rod Huntley, Jr., UTEP  
OL Alex Solot, Jr., UTEP  
OL Cameron Raschke, Sr., UTEP  
TE Lee Smith, Fr., Marshall  
TE Charles Clay, Jr., Tulsa  
TE Jeffrey Anderson, Jr., UAB  
WR Tyron Carrier, So., Houston  
WR Carlos Singleton, Sr., Memphis  
WR Gerald Baptiste, Sr., Southern Miss  
WR Jeremy Williams, Sr., Tulane  
WR Jeff Moturi, Sr., UTEP

#### DEFENSE

DL Scotty Robinson, Sr., East Carolina  
DL Jay Ross, Sr., East Carolina  
DL Vinny Curry, Jr., Marshall  
DL Michael Janac, Jr., Marshall  
DL Cheta Ozogwu, Jr., Rice  
DL Marquis Frazier, Jr., SMU  
DL Margus Hunt, Fr., SMU  
DL Taylor Thompson, So., SMU  
DL Terrance Conner, Sr., Southern Miss  
DL Anthony Gray, Jr., Southern Miss  
DL Cordarro Law, So., Southern Miss  
DL Adam Kwentua, Jr., Tulane  
DL Cory Dorris, Fr., Tulsa  
DL Wilson Garrison, Sr., Tulsa  
DL Bryant Turner, Jr., UAB  
DL Steve Riddick, Sr., UTEP  
DL Aaron King, Sr., UTEP  
DL Robert Soleyjacks, Jr., UTEP  
LB Jeremy Chambliss, Sr., East Carolina  
LB Youri Yenga, Jr., SMU  
LB Pete Fleps, Jr., SMU  
LB Ronnie Thornton, So., Southern Miss  
LB Travis Burks, Sr., Tulane  
LB Mike Bryan, Sr., Tulsa  
LB Derrick Hallman, Jr., UCF  
LB Lawrence Young, Jr., UCF  
DB Levin Neal, Sr., East Carolina  
DB Travis Simmons, Jr., East Carolina  
DB DeQuan Bemby, So., Marshall  
DB Ashton Hall, Sr., Marshall  
DB Travis Bradshaw, So., Rice  
DB Andrew Sendejo, Sr., Rice  
DB Rock Dennis, Sr., SMU  
DB Bryan McCann, Sr., SMU  
DB C.J. Bailey, Jr., Southern Miss  
DB Chinonso Echebelm, Sr., Tulane  
DB Cornelius Brown, Sr., UTEP  
DB Braxton Amy, Jr., UTEP  
DB Clarence Ward, Sr., UTEP

#### SPECIAL TEAMS

K Matt Reagan, Sr., Memphis  
K Matt Szymanski, Jr., SMU  
K Kevin Fitzpatrick, So., Tulsa  
P Michael Such, Jr., Tulsa  
P Greg Hiatt, Sr., UTEP  
KR Bryce McCann, Sr., SMU  
KR Freddie Parham, Sr., Southern Miss  
KR Damaris Johnson, So., Tulsa  
PR Tracy Lampley, Fr., Southern Miss  
PR Jeff Moturi, Sr., UTEP  
LS William Smith, So., East Carolina  
LS Keenan Bratcher, Jr., Memphis  
LS Charley Hughlett, So., UCF

## 2008

### ALL-CONFERENCE First Team

#### OFFENSE

QB Chase Clement, Sr., Rice  
RB Damion Fletcher, Jr., Southern Miss  
RB Tarrion Adams, Sr., Tulsa  
OL Sebastian Vollmer, Sr., Houston  
OL Brandon Pearce, Sr., Memphis  
OL Troy Kropog, Sr., Tulane  
OL Justin Morsey, Sr., Tulsa  
OL Robby Felix, Jr., UTEP  
TE James Casey, So., Rice  
WR Jarett Dillard, Sr., Rice  
WR DeAndre Brown, Fr., Southern Miss  
WR Brennan Marion, Sr., Tulsa

#### DEFENSE

DL Phillip Hunt, Sr., Houston  
DL C.J. Wilson, Jr., East Carolina  
DL Albert McClellan, Jr., Marshall  
DL Clinton McDonald, Sr., Memphis  
DL Gerald McRath, Jr., Southern Miss  
LB Joe Henderson, Sr., UAB  
LB Adam Vincent, Sr., UTEP  
DB Van Eskridge, Jr., East Carolina  
DB Kevin Sanders, Sr., UAB  
DB Sha'reff Rashad, Sr., UCF  
DB Joe Burnett, Sr., UCF

#### SPECIAL TEAMS

PK Jose Martinez, Jr., UTEP  
P Swayze Waters, Sr., UAB  
KR Joe Burnett, Sr., UCF  
PR Joe Burnett, Sr., UCF  
LS Craig Gelhardt, Sr., Tulane

### ALL-CONFERENCE Second Team

#### OFFENSE

QB Case Keenum, So., Houston  
RB Darius Marshall, So., Marshall  
RB Curtis Steele, Jr., Memphis  
OL Sean Allen, Jr., East Carolina  
OL Brian Leggett, Sr., Marshall  
OL David Berken, Sr., Rice  
OL Pat Brown, Sr., UCF  
OL Ryan McKee, Sr., Southern Miss  
TE Mark Hafner, Sr., Houston  
WR Tyron Carrier, Fr., Houston  
WR Darius Passmore, Sr., Marshall  
WR Emmanuel Sanders, Jr., SMU

#### DEFENSE

DL Anthony Gray, So., Southern Miss  
DL Moton Hopkins, Sr., Tulsa  
DL Bruce Miller, So., UCF  
DL Torell Troup, Jr., UCF  
LB Pierre Bell, Sr., East Carolina  
LB Maurice Kitchens, Sr., Marshall  
LB Brian Raines, Sr., Rice  
DB Kenneth Fontenette, Sr., Houston  
DB C.J. Spillman, Sr., Marshall  
DB James Lockett, Jr., Tulsa  
DB Eddie Hicks, Jr., Southern Miss

#### SPECIAL TEAMS

PK Swayze Waters, Jr., UAB  
P Ross Thevenot, Jr., Tulsa  
KR Damaris Johnson, Fr., Tulsa  
PR Josh Ferguson, Sr., UTEP  
LS Jeff Hamby, Sr., UAB

### HONORABLE MENTION

#### OFFENSE

QB David Johnson, Sr., Tulsa  
QB Trevor Vittatoe, So., UTEP  
RB Bryce Beall, Fr., Houston  
RB Andre Anderson, Jr., Tulane  
OL Michael Bloesch, Sr., Houston  
OL Philip Beliles, Sr., Memphis  
OL Ryan Hebert, Jr., Southern Miss  
OL Michael Perenton, Sr., Tulane  
OL Rodrick Thomas, Sr., Tulsa  
OL Terence Edge, So., UAB  
OL Jake Seitz, So., UAB  
OL Mike Aguayo, So., UTEP  
OL Cameron Raschke, Jr., UTEP  
TE Davon Drew, Sr., East Carolina

TE Cody Slate, Jr., Marshall  
TE Shawn Nelson, Sr., Southern Miss  
WR Maurice Jones, Sr., Memphis  
WR Carlos Singleton, Jr., Memphis  
WR Aldrick Robinson, So., SMU  
WR Damaris Johnson, Fr., Tulsa  
WR Frantrell Forrest, So., UAB  
WR Kris Adams, So., UTEP  
WR Jeff Moturi, Jr., UTEP

#### DEFENSE

DL Linval Joseph, So., East Carolina  
DL Jay Ross, Jr., East Carolina  
DL Zack Slate, Sr., East Carolina  
DL Michael Janac, So., Marshall  
DL Scott Solomon, So., Rice  
DL Chance Talbert, Jr., UCF  
DL Reggie Scott, Sr., Tulane  
DL Wilson Garrison, Jr., Tulsa  
DL Bryant Turner, So., UAB  
DL James Olalekan, Sr., UTEP  
LB Nick Johnson, Sr., East Carolina  
LB Cody Lubojasky, Sr., Houston  
LB Mario Harvey, Jr., Marshall  
LB Greg Jackson, Jr., Memphis  
LB Tukumbo Abanikanda, Sr., Southern Miss  
LB Mike Bryan, Jr., Tulsa  
LB Derrick Hallman, So., UCF  
LB Lawrence Young, So., UCF  
LB Adam Vincent, Jr., UTEP  
DB D.A. Griffin, Jr., Memphis  
DB Alton Starr, Jr., Memphis  
DB Andrew Sendejo, Jr., Rice  
DB Roy Roberts, Sr., Tulsa  
DB Kenny Sims, Jr., Tulsa  
DB Johnell Neal, Sr., UCF  
DB Jason Venson, Sr., UCF  
DB Cornelius Brown, Jr., UTEP  
DB Da'Mon Cromartie-Smith, Jr., UTEP  
DB Josh Ferguson, Sr., UTEP

#### SPECIAL TEAMS

K Jarod Tracy, Sr., Tulsa  
P Chase Turner, Sr., Houston  
P Brent Sutherland, Sr., Memphis  
P Thomas Morstead, Sr., SMU  
P Michael Such, So., Tulsa  
P Kyle Peterson, So., UTEP  
KR Darius Marshall, So., Marshall  
KR Frantrell Forrest, So., UAB  
KR Josh Ferguson, Sr., UTEP  
PR Andre Watson, Fr., Southern Miss  
LS Wilson Rayntor, Jr., East Carolina  
LS Keenan Bratcher, So., Memphis  
LS Brandon Long, So., Rice  
LS Cody Tawater, Jr., Southern Miss  
LS John Warren, Sr., Tulsa  
LS Jamar Hunt, Sr., UTEP

## 2007

### ALL-CONFERENCE First Team

#### OFFENSE

QB Paul Smith, Sr., Tulsa  
RB Matt Forte, Sr., Tulane  
RB Kevin Smith, Jr., UCF  
OL Jeff Akeroyd, Sr., Houston  
OL Chris Clark, Sr., Southern Miss  
OL Oniel Cousins, Sr., UTEP  
OL Doug Legursky, Sr., Marshall  
OL Andy Smith, Sr., Memphis  
TE Shawn Nelson, Jr., Southern Miss  
WR Donnie Avery, Sr., Houston  
WR Jarett Dillard, Jr., Rice  
WR Jeff Moturi, So., UTEP

#### DEFENSE

DL Matthew Chatelain, Sr., Southern Miss  
DL Leger Douzable, Sr., UCF  
DL Phillip Hunt, Jr., Houston  
DL Martavius Prince, Sr., Southern Miss  
LB Chris Chamberlain, Sr., Tulsa  
LB Nelson Coleman, Sr., Tulsa  
LB Gerald McRath, So., Southern Miss  
DB Joe Burnett, Jr., UCF  
DB Quintin Demps, Sr., UTEP

DB Will Dunbar, Sr., UAB  
 DB Brandon Sumrall, Sr., Southern Miss

**SPECIAL TEAMS**

PK Jose Martinez, Jr., UTEP  
 P Thomas Morstead, Jr., SMU  
 KR Chris Johnson, Sr., East Carolina  
 PR Joe Burnett, Jr., UCF  
 LS Michael Buscemi, Sr., UCF

**ALL-CONFERENCE Second Team OFFENSE**

QB Chase Clement, Jr., Rice  
 RB Chris Johnson, Sr., East Carolina  
 RB Anthony Alridge, Sr., Houston  
 RB Damion Fletcher, So., Southern Miss  
 OL Josh Coffman, Sr., East Carolina  
 OL Nick Dean, Sr., Southern Miss  
 OL Robby Heos, Sr., Rice  
 OL Ryan McKee, Jr., Southern Miss  
 OL Josh Sitton, Sr., UCF  
 OL Kyle Smith, Sr., UCF  
 TE Cody Slate, So., Marshall  
 WR Duke Calhoun, So., Memphis  
 WR Trae Johnson, Fr., Tulsa  
 WR Brennan Marion, Jr., Tulsa

**DEFENSE**

DL Moton Hopkins, Jr., Tulsa  
 DL Keith Shologan, Sr., UCF  
 DL Zack Slate, Jr., East Carolina  
 DL C.J. Wilson, So., East Carolina  
 LB Jeremy Jones, Sr., UTEP  
 LB Jake Kasser, Sr., Memphis  
 LB Brian Raines, Jr., Rice  
 DB Kenneth Fontenette, Jr., Houston  
 DB Sha'Reff Rashad, Sr., UCF  
 DB Van Eskridge, So., East Carolina  
 DB C.J. Spillman, Jr., Marshall

**SPECIAL TEAMS**

PK Swayze Waters, Jr., UAB  
 P Britt Barefoot, So., Southern Miss  
 KR Donnie Avery, Sr., Houston  
 PR Quintin Demps, Sr., UTEP  
 LS Norby Juist, Jr., Houston

**HONORABLE MENTION OFFENSE**

QB Case Keenum, Fr., Houston  
 QB Bernard Morris, Sr., Marshall  
 QB Martin Hankins, Sr., Memphis  
 QB Justin Willis, So., SMU  
 QB Jeremy Young, Sr., Southern Miss  
 QB Trevor Vittatoe, Fr., UTEP  
 RB Jay Sonnhalter, Sr., East Carolina  
 RB Tarrion Adams, Jr., Tulsa  
 RB Charles Clay, Fr., Tulsa  
 RB Marcus Thomas, Sr., UTEP  
 OL Matt Butler, So., East Carolina  
 OL Doug Palmer, So., East Carolina  
 OL Carl Barnett, So., Houston  
 OL Michael Bloesch, Jr., Houston  
 OL Dustin Dickinson, Sr., Houston  
 OL Sebastian Vollmer, Jr., Houston  
 OL Brandon Pearce, Jr., Memphis  
 OL David Berken, Jr., Rice  
 OL Caleb Peveto, Sr., SMU  
 OL Calvin Wilson, Jr., Southern Miss  
 OL Aryan Barto, Sr., Tulane  
 OL Troy Kropog, Jr., Tulane  
 OL Michael Parenton, Jr., Tulane  
 OL Justin Morsey, Jr., Tulsa  
 OL Rodrick Thomas, Jr., Tulsa  
 OL Jake Seitz, So., UAB  
 OL Adam Truitt, Sr., UAB  
 OL Pat Brown, Jr., UCF  
 OL Mike Aguayo, So., UTEP  
 OL Robby Felix, Jr., UTEP  
 TE Davon Drew, Jr., East Carolina  
 TE Mark Hafner, Jr., Houston  
 TE Brett Russell, Jr., Memphis  
 TE David Sigger, Sr., UAB  
 TE Michael Merritt, Sr., UCF  
 TE Jake Sears, Sr., UTEP

WR Jamar Bryant, So., East Carolina  
 WR Jeron Harvey, Sr., Houston  
 WR Maurice Jones, Jr., Memphis  
 WR Carlos Singleton, So., Memphis  
 WR Earnest Williams, Jr., Memphis  
 WR James Casey, Fr., Rice  
 WR Emmanuel Sanders, So., SMU  
 WR Zack Sledge, Sr., SMU  
 WR Torris Magee, Fr., Southern Miss  
 WR Frantrell Forrest, Fr., UAB  
 WR Joseph Webb, So., UAB  
 WR Lorne Sam, Sr., UTEP  
 WR Joe West, Sr., UTEP

**DEFENSE**

DL Mitchell, Jr., East Carolina  
 DL Jay Ross, So., East Carolina  
 DL Eli Ash, Jr., Houston  
 DL Byron Tinker, Sr., Marshall  
 DL Clinton McDonald, Jr., Memphis  
 DL Robert Henderson, Sr., Southern Miss  
 DL Antonio Harris, Sr., Tulane  
 DL Reggie Scott, Jr., Tulane  
 DL Avery Williams, Sr., Tulane  
 DL Brandon Jones, Sr., Tulsa  
 DL Bruce Miller, So., UCF  
 LB Pierre Bell, Jr., East Carolina  
 LB Fred Wilson, Sr., East Carolina  
 LB Trent Allen, Sr., Houston  
 LB Brendan Pahulu, Sr., Houston  
 LB Byron Kitchens, Jr., Marshall  
 LB Evan Lee, Jr., Tulane  
 LB Alain Karatepeyan, Sr., Tulsa  
 LB Joe Henderson, Jr., UAB  
 LB Adam Vincent, Jr., UTEP  
 DB Travis Williams, Sr., East Carolina  
 DB Rocky Schwartz, Sr., Houston  
 DB LaKeitharun Ford, Sr., Memphis  
 DB Gary Anderson, Sr., Rice  
 DB Brandon King, Jr., Rice  
 DB Andrew Sendejo, So., Rice  
 DB David Skehan, Sr., Tulane  
 DB Steve Craver, Sr., Tulsa  
 DB Charles Davis, So., Tulsa  
 DB Anthony Germany, Sr., Tulsa  
 DB Roy Roberts, Jr., Tulsa  
 DB Kevin Sanders, Jr., UAB  
 DB Jason Venson, Sr., UCF  
 DB Braxton Amy, So., UTEP  
 DB Cornelius Brown, So., UTEP  
 DB Da'Mon Cromartie-Smith, So., UTEP

**SPECIAL TEAMS**

PK T.J. Lawrence, Sr., Houston  
 PK Justin Estes, Fr., Southern Miss  
 PK Michael Torres, Sr., UCF  
 P Chase Turner, Jr., Houston  
 P Swayze Waters, Jr., UAB  
 KR Michael Grandberry, Jr., Memphis  
 KR Jessie Henderson, Jr., SMU  
 KR Ade Tuyo, Sr., Tulane  
 KR Roy Roberts, Jr., Tulsa  
 KR Curtis Francis, Sr., UCF  
 KR Fred Rouse, So., UTEP  
 PR Emmanuel Spann, Jr., Marshall  
 PR Earnest Williams, Jr., Memphis  
 LS Wilson Raynor, Jr., East Carolina  
 LS Craig Gelhardt, Jr., Tulane  
 LS John Warren, Jr., Tulsa  
 LS Jeff Hamby, Jr., UAB

**2006 ALL-CONFERENCE First Team OFFENSE**

QB Kevin Kolb, Sr., Houston  
 RB Ahmad Bradshaw, Jr., Marshall  
 RB Damion Fletcher, Fr., Southern Miss  
 OL George Batiste, Sr., Southern Miss  
 OL Sterling Doty, Sr., Houston  
 OL Travis Cooley, Sr., Southern Miss  
 OL Doug Legursky, Jr., Marshall  
 OL Jeff Perrett, Sr., Tulsa  
 TE Shawn Nelson, So., Southern Miss  
 WR Jarett Dillard, So., Rice  
 WR Johnnie Lee Higgins, Sr., UTEP

WR Mike Walker, Sr., UCF

**DEFENSE**

DL Marcus West, Sr., Memphis  
 DL Robert Latu, Sr., Tulsa  
 DL Albert McClellan, So., Marshall  
 DL Larry McSwain, Sr., UAB  
 DL Justin Rogers, Sr., SMU  
 LB Nick Bunting, Sr., Tulsa  
 LB Troy Collavo, Sr., UTEP  
 LB Wade Koehl, Sr., Houston  
 DB Bobby Blackshire, Sr., Tulsa  
 DB Quintin Demps, Jr., UTEP  
 DB Will Gulley, Sr., Houston  
 DB Curtis Keyes, Sr., Marshall

**SPECIAL TEAMS**

PK Reagan Schneider, Sr., UTEP  
 P Michael Gibson, Sr., Memphis  
 KR Johnnie Lee Higgins, Sr., UTEP  
 PR Joe Burnett, So., UCF  
 LS Aaron King, Sr., UTEP

**ALL-CONFERENCE Second Team OFFENSE**

QB Paul Smith, Jr., Tulsa  
 RB Anthony Alridge, Jr., Houston  
 RB Kevin Smith, So., UCF  
 OL Jeff Akeroyd, Jr., Houston  
 OL Aaron Dannenhauer, Sr., Tulsa  
 OL Eric Graham, Sr., East Carolina  
 OL Jon Hameister-Ries, Sr., Tulsa  
 OL Julius Wilson, Sr., UAB  
 TE Ryan Kennedy, Sr., SMU  
 WR Aundrae Allison, Sr., East Carolina  
 WR Vincent Marshall, Sr., Houston  
 WR Idris Moss, Sr., Tulsa

**DEFENSE**

DL Courtney Gordon, Sr., Rice  
 DL Adrian Haywood, Sr., SMU  
 DL Marquay Love, Sr., Houston  
 DL Martavius Prince, Jr., Southern Miss  
 LB Nelson Coleman, Jr., Tulsa  
 LB Orlando King, Sr., UAB  
 LB Brian Raines, So., Rice  
 DB Willie Gaston, Sr., Houston  
 DB Nick Graham, Sr., Tulsa  
 DB Israel Route, Sr., Tulane  
 DB Joe Sturdivant, Sr., SMU

**SPECIAL TEAMS**

PK Darren McCaleb, Sr., Southern Miss  
 P Chris Beckman, Sr., Tulane  
 KR Chris Johnson, Jr., East Carolina  
 PR Johnnie Lee Higgins, Sr., UTEP  
 LS Mike Buscemi, Sr., UCF

**ALL-CONFERENCE Third Team OFFENSE**

QB Jordan Palmer, Sr., UTEP  
 RB Jackie Battle, Sr., Houston  
 RB Matt Forte, Jr., Tulane  
 RB Quinton Smith, Sr., Rice  
 OL Blake Butler, Sr., Memphis  
 OL Chris Clark, Jr., Southern Miss  
 OL Josh Coffman, Sr., East Carolina  
 OL Brandon Pearce, So., Memphis  
 OL Robby Heos, Jr., Rice  
 TE Davon Drew, So., East Carolina  
 WR Donnie Avery, Sr., Houston  
 WR Bobby Chase, Sr., SMU  
 WR Damarcus Davis, Sr., Tulane

**DEFENSE**

DL Marcus Hands, So., East Carolina  
 DL Marcus Hands, Jr., East Carolina  
 DL Robert Henderson, Jr., Southern Miss  
 DL Phillip Hunt, So., Houston  
 DL Alex Obomese, Sr., UTEP  
 LB Reggie Carrington, Sr., SMU  
 LB Chris Chamberlain, So., Tulsa  
 LB Quentin Cotton, So., East Carolina  
 LB Joe Henderson, So., UAB  
 DB Will Dunbar, Jr., UAB

DB Caleb Hendrix, Sr., Southern Miss  
 DB Brandon Sumrall, Jr., Southern Miss  
 DB Brandon McDonald, Sr., Memphis

**SPECIAL TEAMS**

PK Robert Lee, Sr., East Carolina  
 P Ryan Dougherty, Sr., East Carolina  
 KR Marcus Elliott, Sr., UAB  
 PR Emmanuel Spann, So., Marshall  
 LS Drew Clardy, Sr., Rice

**HONORABLE MENTION OFFENSE**

QB James Pinkney, Sr., East Carolina  
 QB Chase Clement, So., Rice  
 QB Justin Willis, Fr., SMU  
 QB Lester Ricard, Sr., Tulane  
 RB Brandon Fractious, Sr., East Carolina  
 RB Joseph Doss, Jr., Memphis  
 RB Tarrion Adams, So., Tulsa  
 RB Courtney Tennial, Jr., Tulsa  
 RB Dan Burks, Sr., UAB  
 RB Corey White, Sr., UAB  
 OL Dustin Dickinson, Jr., Houston  
 OL Lute Barber, Jr., Rice  
 OL Austin Wilkinson, So., Rice  
 OL Kenard Burley, Jr., SMU  
 OL Ben Poynter, Jr., SMU  
 OL Ryan McKee, So., Southern Miss  
 OL Donald Madlock, Sr., Tulane  
 OL Michael Parenton, So., Tulane  
 OL Derek Rogers, Sr., Tulane  
 OL Patrick Brown, So., UCF  
 OL Kyle Smith, Jr., UCF  
 OL Robby Felix, So., UTEP  
 OL Tyler Ribitski, So., UTEP  
 TE Mark Hafner, So., Houston  
 TE Cody Slate, Fr., Marshall  
 TE Jerome Landry, Sr., Tulane  
 TE LaDarius Stanley, Jr., UAB  
 WR Phillip Henry, Jr., East Carolina  
 WR Jeron Harvey, Jr., Houston  
 WR Duke Calhoun, Fr., Memphis  
 WR Ryan Scott, Sr., Memphis  
 WR Joel Armstrong, Jr., Rice  
 WR Tommy Henderson, So., Rice  
 WR Emmanuel Sanders, Fr., SMU  
 WR Preston Brown, Sr., Tulane  
 WR Jeremy Williams, Fr., Tulane  
 WR Ryan Bugg, Sr., Tulsa  
 WR Rocky Ross, So., UCF  
 WR Daniel Robinson, Sr., UTEP

**DEFENSE**

DL Mark Robinson, Jr., East Carolina  
 DL Zach Slate, So., East Carolina  
 DL Greg Terrell, Fr., Memphis  
 DL George Chukwu, Jr., Rice  
 DL DeJuan Cooper, Sr., Rice  
 DL Will Wood, Sr., Rice  
 DL Brandon Bonds, Sr., SMU  
 DL Cory Muse, Jr., SMU  
 DL Matthew Chatelain, Sr., Southern Miss  
 DL Antonio Harris, Jr., Tulane  
 DL Frank Morton, Jr., Tulane  
 DL Moton Hopkins, So., Tulsa  
 DL Terrel Nemons, So., Tulsa  
 DL Jermaine McElveen, Sr., UAB  
 DL Leger Douzable, Jr., UCF  
 DL Chris Welsh, Sr., UCF  
 DL Justin Hanel, Sr., UTEP  
 DL Zach West, Sr., UTEP  
 LB Pierre Bell, So., East Carolina  
 LB Van Eskridge, Fr., East Carolina  
 LB Fred Wilson, Jr., East Carolina  
 LB Trent Allen, Jr., Houston  
 LB Matt Couch, Jr., Marshall  
 LB Josh Johnson, So., Marshall  
 LB Marcus Rucker, Sr., Rice  
 LB Wilton McCray, Jr., SMU  
 LB Gerald McRath, Fr., Southern Miss  
 LB Evan Lee, So., Tulane  
 LB Joe Goosby, Jr., Tulane  
 LB Alain Karatepeyan, Jr., Tulsa  
 LB Mastaki Smith, Sr., UAB  
 DB Jamar Flournoy, Sr., East Carolina

DB Pierre Parker, Sr., East Carolina  
 DB Kasey Ross, Sr., East Carolina  
 DB Travis Williams, Jr., East Carolina  
 DB Kenneth Fontenette, So., Houston  
 DB Andray Downs, Sr., Rice  
 DB Brandon King, So., Rice  
 DB Ja'Corey Shepherd, So., Rice  
 DB Chad Price, Sr., Rice  
 DB Jasper Faulk, Sr., Southern Miss  
 DB David Skehan, Jr., Tulane  
 DB Sha'Reff Rashad, Jr., UCF  
 DB Josh Ferguson, Jr., UTEP  
 DB Joe Fleskoski, Sr., UTEP  
 DB Bryant Tisdale, Sr., UTEP

**SPECIAL TEAMS**

PK Ben Bell, So., Houston  
 PK Clark Fangmeier, Fr., Rice  
 PK Jarod Tracy, Jr., Tulsa  
 P Jared Scruggs, Sr., Rice  
 P Thomas Morstead, So., SMU  
 KR Anthony Alridge, Jr., Houston  
 KR Michael Grandberry, So., Memphis  
 KR Jessie Henderson, So., SMU  
 PR Brandon McDonald, Sr., Memphis  
 PR Blake Warren, Sr., SMU  
 PR Jasper Faulk, Sr., Southern Miss  
 LS Wilson Raynor, So., East Carolina  
 LS Rusty Clayton, Sr., Memphis  
 LS Jackson Taylor, So., SMU  
 LS Stephen Daigle, Sr., Southern Miss  
 LS Craig Gelhardt, So., Tulane  
 LS John Warren, So., Tulsa

**2005**

**ALL-CONFERENCE First Team**

OFFENSE  
 QB Darrell Hackney, Sr., UAB  
 RB Ryan Gilbert, Sr., Houston  
 RB DeAngelo Williams, Sr., Memphis  
 OL Andrew Handy, Sr., Memphis  
 OL George Batiste, Jr., Southern Miss  
 OL Jesse Stoneham, Sr., Tulsa  
 OL Matt Batusic, Sr., UAB  
 OL Cedric Gagne-Marcoux, Jr., UCF  
 TE Garrett Mills, Sr., Tulsa  
 WR Aundrae Allison, Jr., East Carolina  
 WR Vincent Marshall, Sr., Houston  
 WR Reggie Lindsey, Sr., UAB

**DEFENSE**

DL Marcus West, Sr., Memphis  
 DL John Syptak, Sr., Rice  
 DL Larry McSwain, Jr., UAB  
 DL Paul Carrington, Sr., UCF  
 LB Chris Moore, Sr., East Carolina  
 LB Kevis Coley, Sr., Southern Miss  
 LB Anthony Cannon, Sr., Tulane  
 DB Wesley Smith, Jr., Memphis  
 DB Trevis Coley, Sr., Southern Miss  
 DB Bobby Blackshire, Jr., Tulsa  
 DB Joe Burnett, Fr., UCF

**SPECIAL TEAMS**

PK Stephen Gostkowski, Jr., Memphis  
 P Luke Johnson, Sr., Southern Miss  
 KR Ashlan Davis, Sr., Tulsa  
 KR John Eubanks, Sr., Southern Miss  
 PR Joe Burnett, Fr., UCF

**ALL-CONFERENCE Second Team**  
**OFFENSE**

QB Jordan Palmer, Jr. UTEP  
 RB Ahmad Bradshaw, So., Marshall  
 RB Kevin Smith, Fr., UCF  
 RB Quinton Smith, Jr., Rice  
 OL Doug Legursky, So., Marshall  
 OL Travis Cooley, Jr., Southern Miss  
 OL Chris McGee, Sr., Tulane  
 OL Josh House, Sr., UTEP  
 OL Jose Garcia, Sr., UTEP  
 TE Darcy Johnson, Sr., UCF  
 WR Brandon Marshall, Sr., UCF  
 WR Mike Walker, Jr., UCF  
 WR Johnnie Lee Higgins, Jr., UTEP

**DEFENSE**

DL Kade Lane, Sr, Houston  
 DL Justin Rogers, Jr., SMU  
 DL Tom Johnson, Sr., Southern Miss  
 DL Alex Obemese, Jr., UTEP  
 LB Nelson Coleman, So., Tulsa  
 LB Thomas Howard, Sr., UTEP  
 LB Jeremy Jones, Sr., UTEP  
 DB Chris Hawkins, Jr., Marshall  
 DB Joe Sturdivant, Jr., SMU  
 DB Brandon Sumrall, So., Southern Miss  
 DB Nick Graham, Jr., Tulsa

**SPECIAL TEAMS**

PK Darren McCaleb, Jr., Southern Miss  
 P Michael Gibson, Jr., Memphis  
 PR Johnnie Lee Higgins, Jr., UTEP

**ALL-CONFERENCE Third Team**  
**OFFENSE**

QB Kevin Kolb, Jr., Houston  
 RB Uiril Parrish, Sr., Tulsa  
 RB Tyler Ebell, Sr., UTEP  
 OL SirVincent Rogers, So., Houston  
 OL David Douglas, Sr., Houston  
 OL Matt Traina, Sr., Tulane  
 OL Jeff Perrett, Jr., Tulsa  
 OL Julius Wilson, Jr., UAB  
 TE Shawn Nelson, Fr., Southern Miss  
 WR Bobby Chase, Jr., SMU  
 WR Preston Brown, Jr., Tulane  
 WR Chris Francies, Sr., UTEP

**DEFENSE**

DL Marcus Hands, So., East Carolina  
 DL Adrian Haywood, Fr., SMU  
 DL Brandon Lohr, Sr., Tulsa  
 DL Ernest Respress, Sr., UAB  
 LB Wade Koehl, Sr., Houston  
 LB Nick Bunting, Sr., Tulsa  
 LB Troy Collavo, Jr., UTEP  
 DB Rocky Schwartz, So., Houston  
 DB Jamey Harper, Sr., SMU  
 DB Dominique Cosper, Sr., UAB  
 DB Rolando Humphrey, Sr., SMU

**SPECIAL TEAMS**

KR Jessie Henderson, Fr., SMU  
 PR Vincent Marshall, Jr., Houston

**2004**

**ALL-CONFERENCE First Team**  
**OFFENSE**

QB Stefan LeFors, Sr., Louisville  
 RB Andre Hall, Jr., USF  
 RB DeAngelo Williams, Jr., Memphis  
 OL Anthony Alabi, Sr., TCU  
 OL Gene Frederic, Sr., Memphis  
 OL Andy Galloway, Sr., UAB  
 OL Travis Leffew, Jr., Louisville  
 OL Kyle Takavitz, Sr., Cincinnati  
 TE Cody McCarty, Sr., TCU  
 WR J.R. Russell, Sr., Louisville  
 WR Roddy White, Sr., UAB  
 WR Roydell Williams, Sr., Tulane

**DEFENSE**

DL Trent Cole, Sr., Cincinnati  
 DL Andre Frazier, Sr., Cincinnati  
 DL Marcus Jones, Sr., Louisville  
 DL Larry McSwain, So., UAB  
 LB Michael Boley, Sr., Southern Miss  
 LB Robert McCune, Sr., Louisville  
 LB Zac Woodfin, Sr., UAB  
 DB John Eubanks, Jr., Southern Miss  
 DB Marvin Godbolt, Sr., TCU  
 DB Kerry Rhodes, Sr., Louisville  
 DB Wesley Smith, Jr., Memphis

**SPECIAL TEAMS**

PK Stephen Gostkowski, Jr., Memphis  
 P Chris Beckman, So., Tulane  
 KR John Eubanks, Jr., Southern Miss  
 PR Travis Williams, Fr., East Carolina

**ALL-CONFERENCE Second Team**  
**OFFENSE**

QB Danny Wimprine, Sr., Memphis  
 RB Carlton Jones, Jr., Army  
 RB Eric Shelton, Jr., Louisville  
 OL Joel Glover, Sr., Army  
 OL Will Rabatin, Sr., Louisville  
 OL Jeremy Parquet, Sr., Southern Miss  
 OL Jeremy Rone, Sr., Memphis  
 OL Jason Spitz, Jr., Louisville  
 TE Brent Celek, So., Cincinnati  
 WR Tavares Gideon, Sr., Memphis  
 WR Vincent Marshall, Jr., Houston  
 WR Hannibal Thomas, Sr., Cincinnati

**DEFENSE**

DL Joe Clay, Sr., Houston  
 DL Albert Means, Sr., Memphis  
 DL Chad Ruffin, Sr., Southern Miss  
 DL Marcus West, Jr., Memphis  
 LB Jamar Enzor, Sr., Cincinnati  
 LB Martin Patterson, Sr., TCU  
 LB Greg Washington, Sr., Army  
 DB Trevis Coley, Jr., Southern Miss  
 DB Joey Dawson, Sr., Tulane  
 DB Daven Holly, Sr., Cincinnati  
 DB Doug Monaghan, Sr., Cincinnati

**SPECIAL TEAMS**

PK Darren McCaleb, So., Southern Miss  
 P Ryan Dougherty, So., East Carolina  
 KR Reggie Lindsey, Jr., UAB

**ALL-CONFERENCE Third Team**  
**OFFENSE**

QB Darrell Hackney, Jr., UAB  
 RB Dan Burks, So., UAB  
 RB Richard Hall, Sr., Cincinnati  
 OL Phil Hawkins, Sr., Houston  
 OL Alex Herron, Sr., USF  
 OL Chase Johnson, Sr., TCU  
 OL Derrick Sarosi, Sr., USF  
 OL Clint Stickdorn, Sr., Cincinnati  
 TE Adam McCauley, Sr., Louisville  
 WR Antwon Courington, Jr., Southern Miss  
 WR Reggie Harrell, Sr., TCU  
 WR Cory Rodgers, So., TCU

**DEFENSE**

DL Antonio Harris, Fr., Tulane  
 DL Kade Lane, Jr., Houston  
 DL Lee Roy Selmon, Sr., USF  
 DL Will Sullivan, Sr., Army  
 LB Anthony Cannon, Jr., Tulane  
 LB Tyjuan Hagler, Sr., Cincinnati  
 LB Chris Moore, Jr., East Carolina  
 DB Zach Baker, Jr., East Carolina  
 DB Dominique Cosper, Jr., UAB  
 DB Stanford Routt, Sr., Houston  
 DB Mark Walker, Sr., TCU

**SPECIAL TEAMS**

KR Cory Rodgers, So., TCU  
 PR Fred Smith, So., Tulane

**2003**

**ALL-CONFERENCE First Team**  
**OFFENSE**

QB Stephan LeFors, Jr., Louisville  
 RB Mewelde Moore, Sr., Tulane  
 RB DeAngelo Williams, So., Memphis  
 OL Anthony Alabi, Jr., TCU  
 OL Rex Hadnot, Sr., Houston  
 OL Jeremy Parquet, Sr., Southern Miss  
 OL Brian Rimpf, Sr., East Carolina  
 OL Kyle Takavitz, Jr., Cincinnati  
 TE Ronnie Ghent, Sr., Louisville  
 WR Brandon Middleton, Sr., Houston  
 WR J.R. Russell, Jr., Louisville  
 WR Roydell Williams, Jr., Tulane

**DEFENSE**

DL Trent Cole, Jr., Cincinnati  
 DL Terrell Paul, Sr., Southern Miss

DL Chad Pugh, Sr., TCU  
 DL Bo Schobel, Sr., TCU  
 LB Michael Boley, Jr., Southern Miss  
 LB Rod Davis, Sr., Southern Miss  
 LB Zac Woodfin, Jr., UAB  
 DB Greg Brooks, Sr., Southern Miss  
 DB Etric Pruitt, Sr., Southern Miss  
 DB J.R. Reed, Sr., USF  
 DB Wesley Smith, So., Memphis

**SPECIAL TEAMS**

PK Nick Browne, Sr., TCU  
 P Ryan Dougherty, Fr., East Carolina  
 KR John Eubanks, So., Southern Miss  
 PR Marvin Young, Jr., Southern Miss

**ALL-CONFERENCE Second Team**  
**OFFENSE**

QB J.P. Losman, Sr., Tulane  
 RB Robert Merrill, Fr., TCU  
 RB Marvin Townes, Jr., East Carolina  
 OL Jim Hicks, Sr., Southern Miss  
 OL Chase Johnson, Jr., TCU  
 OL Travis Leffew, So., Louisville  
 OL Matt Mattox, Sr., Houston  
 OL Jason Spitz, So., Louisville  
 TE Terrell Browden, Sr., Southern Miss  
 WR Maurice Avery, So., Memphis  
 WR Terrance Copper, Jr., East Carolina  
 WR Reggie Harrell, Jr., TCU

**DEFENSE**

DL Joe Clay, Jr., Houston  
 DL Andre Frazier, Jr., Cincinnati  
 DL Marcus Jones, Jr., Louisville  
 DL Eric Taylor, Sr., Memphis  
 LB Maurice Jones, Sr., USF  
 LB Chris Moore, So., East Carolina  
 LB Coot Terry, Sr., Memphis  
 DB Tra Boger, Jr., Tulane  
 DB Daven Holly, Jr., Cincinnati  
 DB Zach Norton, Sr., Cincinnati  
 DB Mark Walker, Jr., TCU

**SPECIAL TEAMS**

PK Nick Hayes, Jr., UAB  
 P Chris Beckman, Fr., Tulane  
 KR J.R. Reed, Sr., USF

**ALL-CONFERENCE Third Team**  
**OFFENSE**

QB Kevin Kolb, Fr., Houston  
 RB Anthony Evans, So., Houston  
 RB Eric Shelton, So., Louisville  
 OL Gene Frederic, Jr., Memphis  
 OL Chris McGee, So., Tulane  
 OL Jeremy Rone, Jr., Memphis  
 OL Derrick Sarosi, Jr., USF  
 OL Chris White, Jr., Southern Miss  
 OL Doug White, Sr., East Carolina  
 TE Jonathan Pritchett, Sr., Houston  
 WR Aaron Alexander, Jr., Army  
 WR Roddy White, Jr., UAB  
 WR Marvin Young, Jr., Southern Miss

**DEFENSE**

DL Ronald Jones, Sr., Southern Miss  
 DL Robert Pollard, Sr., TCU  
 DL Eric Scott, Jr., Southern Miss  
 DL Lee Roy Selmon, Sr., USF  
 LB Derrick Ballard, Sr., Memphis  
 LB Jamar Enzor, Jr., Cincinnati  
 LB Robert McCune, Jr., Louisville  
 DB Marvin Godbolt, Jr., TCU  
 DB Sean Lucas, So., Tulane  
 DB Alex Ray, Sr., Southern Miss  
 DB Kevin Verpaele, Sr., USF  
 DB Scott Vogel, Jr., Memphis

**SPECIAL TEAMS**

KR William White, Jr., Army  
 PR Cory Rodgers, Fr., TCU

**2002**

**ALL-CONFERENCE First Team**



**OFFENSE**

- QB Dave Ragone, Jr., Louisville
- RB Derrick Nix, Sr., Southern Miss
- RB Joffrey Reynolds, Sr., Houston
- OL Kirt Doolin, Sr., Cincinnati
- OL Jamal Powell, Sr., TCU
- OL Jimond Pugh, Sr., Memphis
- OL Brian Rimpf, Jr., East Carolina
- OL Torrin Tucker, Sr., Southern Miss
- TE Ronnie Ghent, Sr., Louisville
- WR Damien Dorsey, Sr., Louisville
- WR LaDaris Vann, Sr., Cincinnati

**DEFENSE**

- DL Floyd Dorsey, Sr., Tulane
- DL Antwan Peek, Sr., Cincinnati
- DL Bo Schobel, Jr., TCU
- DL Dewayne White, Jr., Louisville
- LB Michael Boley, So., Southern Miss
- LB Rod Davis, Jr., Southern Miss
- LB LaMarcus McDonald, Jr., TCU
- DB Lynaris Elpheage, Jr., Tulane
- DB Jason Goss, Sr., TCU
- DB Hanik Milligan, Sr., Houston
- DB Etric Pruitt, Jr., Southern Miss

**SPECIAL TEAMS**

- PK Nick Browne, Jr., TCU
- P Jarad Preston, Sr., East Carolina
- KR Broderick Clark, Fr., Louisville
- PR Damien Dorsey, Sr., Louisville

**ALL-CONFERENCE Second Team**

**OFFENSE**

- QB Gino Guidugli, So., Cincinnati
- RB Art Brown, Jr., East Carolina
- RB DeMarco McCleskey, Sr., Cincinnati
- RB Mewelde Moore, Jr., Tulane
- OL Aaron Burger, Sr., Army
- OL Rex Hadnot, Jr., Houston
- OL Jason Jimenez, Sr., Southern Miss
- OL Chris Redding, Sr., Houston
- OL Kirk Tuck, Sr., UAB
- TE Stephen Cucci, Jr., Houston
- WR Travis Anglin, Sr., Memphis
- WR LaTarence Dunbar, Sr., TCU

**DEFENSE**

- DL Tony Brown, Sr., Memphis
- DL Terrell Paul, Sr., Southern Miss
- DL Chad Pugh, Jr., TCU
- DL John Turntine, Sr., TCU
- LB Derrick Ballard, Jr., Memphis
- LB Rod Day, Jr., Louisville
- LB Zac Woodfin, So., UAB
- DB Blue Adams, Sr., Cincinnati
- DB Chris Brown, Sr., UAB
- DB Anthony Floyd, Sr., Louisville
- DB Kenneth Hilliard, Sr., TCU

**SPECIAL TEAMS**

- PK Jonathan Ruffin, Sr., Cincinnati
- P Seth Marler, Sr., Tulane
- KR LaTarence Dunbar, Sr., TCU
- PR Lynaris Elpheage, Jr., Tulane

**2001**

**ALL-CONFERENCE First Team**

**OFFENSE**

- QB Dave Ragone, Louisville
- RB Leonard Henry, East Carolina
- RB Mewelde Moore, Tulane
- OL Aaron Dardzinski, Louisville
- OL Artis Hicks, Memphis
- OL Victor Payne, TCU
- OL Brian Rimpf, East Carolina
- OL Torrie Taulti, Tulane
- TE Ronnie Ghent, Louisville
- WR Deion Branch, Louisville
- WR LaDaris Vann, Cincinnati

**DEFENSE**

- DL Michael Josiah, Louisville
- DL Antwan Peek, Cincinnati
- DL Bryan Thomas, UAB

- DL Dewayne White, Louisville
- LB Rod Davis, Southern Miss
- LB Pernell Griffin, East Carolina
- LB Rod Taylor, UAB
- DB Greg Brooks, Southern Miss
- DB Anthony Floyd, Louisville
- DB Glenn Sumter, Memphis
- DB Chad Williams, Southern Miss

**SPECIAL TEAMS**

- PK Seth Marler, Tulane
- P Dan MacElroy, Army
- RS Zek Parker, Louisville

**ALL-CONFERENCE Second Team**

**OFFENSE**

- QB David Garrard, East Carolina
- RB Dante Brown, Memphis
- RB Jegil Dugger, UAB
- OL Jeremy Bridges, Southern Miss
- OL Preston Fray, UAB
- OL Rob Eble, Louisville
- OL Paul Henderson, Army
- OL DeWayne Johnston, Cincinnati
- TE Clint Dodson, Army
- WR Orlando Iglesias, Houston
- WR Roydell Williams, Tulane

**DEFENSE**

- DL Rodney Jones, UAB
- DL Terrell Paul, Southern Miss
- DL Chad Pugh, TCU
- LB Greg LeFever, East Carolina
- LB Roy Magee, Southern Miss
- LB LeMarcus McDonald, TCU
- LB Brian Zickefoose, Army
- DB Curry Burns, Louisville
- DB Lonnie Gallishaw, Louisville
- DB Jason Goss, TCU
- DB Hanik Milligan, Houston

**SPECIAL TEAMS**

- PK Kevin Miller, East Carolina
- P Adam Wulfbeck, Cincinnati
- RS Omari Thompson, Army

**2000**

**ALL-CONFERENCE First Team**

**OFFENSE**

- QB Dave Ragone, Louisville
- RB Ray Jackson, Cincinnati
- RB Michael Wallace, Army
- OL Sherwin Lacewell, East Carolina
- OL Josh Lovelady, Houston
- OL Jason Padget, Louisville
- OL Bernard Robertson, Tulane
- OL Doug Rosfeld, Cincinnati
- TE Ronnie Ghent, Louisville
- WR Deion Branch, Louisville
- WR Adrian Burnette, Tulane

**DEFENSE**

- DL Andre Arnold, Memphis
- DL Marcus Bell, Memphis
- DL Cedric Scott, Southern Miss
- DL DeQuincy Scott, Southern Miss
- LB Pernell Griffin, East Carolina
- LB Wayne Rogers, Houston
- LB Kamal Shakir, Memphis
- DB Idrees Bashir, Memphis
- DB Leo Barnes, Southern Miss
- DB Anthony Floyd, Louisville
- DB Michael Stone, Memphis

**SPECIAL TEAMS**

- PK Jonathan Ruffin, Cincinnati
- P Casey Roussel, Tulane
- RS Keith Stokes, East Carolina

**ALL-CONFERENCE Second Team**

**OFFENSE**

- QB David Garrard, East Carolina
- Patrick Ramsey, Tulane
- RB Jegil Dugger, UAB
- RB Leonard Henry, East Carolina
- OL Billy Clay, Southern Miss
- OL Tony Dollison, UAB
- OL Paul Henderson, Army
- OL Joe O'Shaughnessy, Louisville
- OL Andy Weinheimer, Cincinnati
- TE Billy Kendall, Memphis
- WR Arnold Jackson, Louisville
- WR Brian Robinson, Houston

**DEFENSE**

- DL Donovan Arp, Louisville
- DL Michael Josiah, Louisville
- DL Mario Monds, Cincinnati
- DL Bryan Thomas, UAB
- LB Troy Evans, Cincinnati
- LB Rashad Harris, Louisville
- LB Jerry Phillips, Tulane
- DB DeJuan Gossett, Cincinnati
- DB Rashad Holman, Louisville
- DB Ray Walls, Southern Miss
- DB Chad Williams, Southern Miss

**SPECIAL TEAMS**

- PK Rhett Gallego, UAB
- P Adam Wulfbeck, Cincinnati
- RS Zek Parker, Louisville

**1999**

**ALL-CONFERENCE First Team**

**OFFENSE**

- QB Chris Redman, Louisville
- RB Frank Moreau, Louisville
- RB Ketric Sanford, Houston
- OL Sherrick Blackmon, Southern Miss
- OL Greg Brown, Houston
- OL Anthony Byrd, Louisville
- OL Sherwin Lacewell, East Carolina
- OL Doug Rosfeld, Cincinnati
- TE Ibn Green, Louisville
- WR JaJuan Dawson, Tulane
- WR Arnold Jackson, Louisville

**DEFENSE**

- DL Mike Gantous, Louisville
- DL Tramont Lawless, Memphis
- DL Cedric Scott, Southern Miss
- DL Adalius Thomas, Southern Miss
- LB Pernell Griffin, East Carolina
- LB Jeff Kerr, East Carolina
- LB T.J. Slaughter, Southern Miss
- DB Leo Barnes, Southern Miss
- DB Rodregis Brooks, UAB
- DB Kenny Hill, Houston
- DB Mike James, Houston

**SPECIAL TEAMS**

- PK Ryan White, Memphis
- P Andrew Bayes, East Carolina
- RS Rodregis Brooks, UAB

**ALL-CONFERENCE Second Team**

**OFFENSE**

- QB David Garrard, East Carolina
- RB Robert Cooper, Cincinnati
- RB Derrick Nix, Southern Miss
- OL Jerry Godfrey, Tulane
- OL Mark Grivna, Louisville
- OL Josh Lovelady, Houston
- OL Dustin Plumadore, Army
- OL Tim Seymour, Memphis
- TE Shaun Castillo, Army
- WR Sherrod Gideon, Southern Miss
- WR Todd Pinkston, Southern Miss

**DEFENSE**

- DL Nikia Adderson, Houston
- DL Mbayo Ahmadu, East Carolina
- DL Marcus Bell, Memphis
- DL DeQuincy Scott, Southern Miss

- LB Wayne Rogers, Houston
- LB Kamal Shakir, Memphis
- LB Ty Trahan, Southern Miss
- LB Lyle Weaver, Army
- DB Forrest Foster, East Carolina
- DB DeJuan Gossett, Cincinnati
- DB Kevin Monroe, East Carolina
- DB Terrance Parrish, Southern Miss

**SPECIAL TEAMS**

- P Seth Marler, Tulane
- P Adam Wulfbeck, Cincinnati
- RS Keith Stokes, East Carolina

**1998**

**ALL-CONFERENCE First Team**

**OFFENSE**

- QB Shaun King, Tulane
- RB Leroy Collins, Louisville
- RB Derrick Nix, Southern Miss
- OL Danny Moore, East Carolina
- OL Henry McClendon, Southern Miss
- OL Rick Nord, Louisville
- OL Bernard Robertson, Tulane
- OL Brian Uhl, Cincinnati
- TE Ibn Green, Louisville
- WR Arnold Jackson, Louisville
- WR Sherrod Gideon, Southern Miss

**DEFENSE**

- DL Marquis Bowling, Memphis
- DL Roderick Coleman, East Carolina
- DL Travis Darden, East Carolina
- DL Adalius Thomas, Southern Miss
- LB Jeff Kerr, East Carolina
- LB T.J. Slaughter, Southern Miss
- LB Ty Trahan, Southern Miss
- DB Michael Jordan, Tulane
- DB Mike McKenzie, Memphis
- DB Kenny Dale Rowland, Army
- DB Antonio Roundtree, Louisville

**SPECIAL TEAMS**

- PK Ryan White, Memphis
- P Graham White, Army
- RS Rod Richardson, Army

**ALL-CONFERENCE Second Team**

**OFFENSE**

- QB Chris Redman, Louisville
- RB Gerard Arnold, Memphis
- RB Ketric Sanford, Houston
- OL Wilbert Brown, Houston
- OL Jerry Godfrey, Tulane
- OL O'Lester Pope, Southern Miss
- OL Neil Ravitz, Army
- OL Ron Sells, Memphis
- TE Buck Collins, East Carolina
- WR JaJuan Dawson, Tulane
- WR P.J. Franklin, Tulane

**DEFENSE**

- DL Mike Gantous, Louisville
- DL Louis Hampton, Houston
- DL Dennis O'Sullivan, Tulane
- DL Cedric Scott, Southern Miss
- LB Hassan Champion, Cincinnati
- LB Bud Herring, Louisville
- LB Brett Timmons, Tulane
- DB Jose Gonzalez, Southern Miss
- DB Mike James, Houston
- DB DaShone Mallard, Southern Miss
- DB Kelvin Suggs, East Carolina

**SPECIAL TEAMS**

- PK Eric Olsen, Army
- P Andrew Bayes, East Carolina
- RS Ketric Sanford, Houston

## 1997

### ALL-CONFERENCE First Team OFFENSE

QB Shaun King, Tulane  
RB Toney Converse, Tulane  
RB Harold Shaw, Southern Miss  
OL Jason Fabini, Cincinnati  
OL Ben Fricke, Houston  
OL Cory Geason, Tulane  
OL Kasey Keith, Southern Miss  
OL Danny Moore, East Carolina  
TE Ibn Green, Louisville  
WR Jajuan Dawson, Tulane  
WR Sherrad Gideon, Southern Miss

### DEFENSE

DL Robert Brown, Southern Miss  
DL Marquis Bowling, Memphis  
DL Kendrick Gholston, Louisville  
DL Adalius Thomas, Southern Miss  
LB Phillip Curry, Cincinnati  
LB Brad Jackson, Cincinnati  
LB Marchant Kenney, Southern Miss  
DB Tinker Keck, Cincinnati  
DB Mike McKenzie, Memphis  
DB Perry Phenix, Southern Miss  
DB Patrick Surtain, Southern Miss

### SPECIAL TEAMS

PK Brad Palazzo, Tulane  
P Brad Hill, Tulane  
RS Tinker Keck, Cincinnati

### ALL-CONFERENCE Second Team OFFENSE

QB Lee Roberts, Southern Miss  
RB Gerard Arnold, Memphis  
RB Ketric Sanford, Houston  
OL Pierre Brilliant, Cincinnati  
OL Daniel Gomez, Memphis  
OL Rick Nord, Louisville  
OL Henry McClendon, Southern Miss  
OL Brian Uhl, Cincinnati  
TE Terry Hardy, Southern Miss  
WR P.J. Franklin, Tulane  
WR Miguel Montano, Louisville

### DEFENSE

DL Terence Cook, Tulane  
DL Keaton Cromartie, Tulane  
DL Derrick Ransom, Cincinnati  
DL Leonta Rheams, Houston  
LB Roderick Coleman, East Carolina  
LB Jeff Kerr, East Carolina  
LB Terry Rice-Lockett, Louisville  
DB Jamaal Alexander, Southern Miss  
DB Courtney Dinkins, Louisville  
DB Dwight Henry, East Carolina  
DB Michael Jordan, Tulane

### SPECIAL TEAMS

PK Sebastian Villarreal, Houston  
P Andrew Bayes, East Carolina  
RS Eric Booth, Southern Miss

## 1996

### ALL-CONFERENCE First Team OFFENSE

QB Chuck Clements, Houston  
RB Eric Booth, Southern Miss  
RB Antowain Smith, Houston  
OL Cyril Brockmeier, Tulane  
OL Leroy DeWitt, Southern Miss  
OL Jason Fabini, Cincinnati  
OL Ben Fricke, Houston  
OL Marcus Spriggs, Houston  
TE Cory Geason, Tulane  
WR Damion Johnson, Houston  
WR Kendrick Lee, Southern Miss

### DEFENSE

DL Darrius Felder, Cincinnati  
DL Jeff Posey, Southern Miss  
DL Carl Powell, Louisville

DL Cedric Walthaw, Southern Miss  
LB Richard Hogans, Memphis  
LB Marchant Kenney, Southern Miss  
LB Tyrus McClouduville, Louisville  
DB Sam Garnes, Cincinnati  
DB Sam Madison, Louisville  
DB D. Montgomery, Houston  
DB Patrick Surtain, Southern Miss

### SPECIAL TEAMS

PK Eric Richards, Cincinnati  
P Steve Smith, Cincinnati  
RS Eric Booth, Southern Miss

### ALL-CONFERENCE Second Team OFFENSE

QB Lee Roberts, Southern Miss  
RB Daryl Royal, Cincinnati  
RB Ketric Sanford, Houston  
OL Will Carlisle, Tulane  
OL Joel Dolinski, Cincinnati  
OL Steve Misetic, Louisville  
OL Daryl Terrell, Southern Miss  
OL Brian Uhl, Cincinnati  
TE Terry Hardy, Southern Miss  
WR Miguel Montano, Louisville  
WR Charles West, Houston

### DEFENSE

DL Kendrick Gholston, Louisville  
DL Joel Locker, Tulane  
DL Leland Taylor, Louisville  
DL Tony Williams, Memphis  
LB Phillip Curry, Cincinnati  
LB Brad Jackson, Cincinnati  
LB Derrick Singleton, Tulane  
DB Rico Clark, Louisville  
DB Chris Hewitt, Cincinnati  
DB Perry Phenix, Southern Miss  
DB Keith Spann, Memphis

### SPECIAL TEAMS

PK Ted Lane, Memphis  
P Jeremy Borseth, Louisville  
RS Jeff Liggon, Tulane

## 1995

Conference USA selected football award winners throughout the 1995 season to promote Conference USA football even though the official inaugural season began in 1996. The 1995 awards were specifically referred to as the "All-Star Team" and included first and second teams and Offensive, Defensive and Special Teams Players of the Year. While these awards are valid and kept on record, the following notation should be made in any reference to these awards.  
*Note: Conference USA gave these awards prior to the first official season of football.*

### ALL-STAR First Team OFFENSE

QB Marty Lowe, Louisville  
RB Calvin Arrington, Louisville  
RB Chris Buckhalter, Southern Miss  
OL Jason Fabini, Cincinnati  
OL Jimmy Herndon, Houston  
OL Roman Oben, Louisville  
OL Steve Schuler, Tulane  
OL Jason Stinson, Louisville  
TE Cory Geason, Tulane  
WR Fred Brock, Southern Miss  
WR Robert Tate, Cincinnati

### DEFENSE

DL Bryan Barnett, Memphis  
DL Tim Bell, Southern Miss  
DL Darrius Felder, Cincinnati  
DL Kendrick Gholston, Louisville  
LB Alan Campos, Louisville  
LB Brad Jackson, Cincinnati  
LB Tyrus McCloud, Louisville  
DB Sam Garnes, Cincinnati

DB Sam Madison, Louisville  
DB Rod Thomas, Southern Miss  
DB Jerome Woods, Memphis

### SPECIAL TEAMS

PK Chris Pierce, Southern Miss  
KR Robert Tate, Cincinnati

### ALL-STAR Second Team OFFENSE

QB Chuck Clements, Houston  
RB Orlando Smith, Cincinnati  
RB Jamaican Dartez, Tulane  
OL Cyril Brockmeier, Tulane  
OL Shawn Kries, Louisville  
OL Jamie Lemire, Cincinnati  
OL Ken Newton, Memphis  
OL Darryl Terrell, Southern Miss  
TE Mike Bogan, Louisville  
WR Miguel Montano, Louisville  
WR Charles West, Houston  
PK Eric Richards, Cincinnati

### DEFENSE

DL Robert Brown, Southern Miss  
DL Keith Cook, Tulane  
DL Carl Powell, Louisville  
DL Tony Williams, Memphis  
LB Muhammed El-Mubarak, Cincinnati  
LB Richard Hogans, Memphis  
LB Albert McRae, Southern Miss  
DB Cedric Anderson, Tulane  
DB Rico Clark, Louisville  
DB Derrick Hervey, Southern Miss  
DB Chris Hewitt, Cincinnati  
P Steve Smith, Cincinnati

### SPECIAL TEAMS

KR Chris Buckhalter, Southern Miss

## INDIVIDUAL AWARDS

### MOST VALUABLE PLAYER

2010 Dwayne Harris, WR/KR, East Carolina  
2009 Case Keenum, QB, Houston  
2008 Chase Clement, QB, Rice

### OFFENSIVE PLAYER OF THE YEAR

2010 G.J. Kinne, QB, Tulsa  
2009 Joe Webb, QB, UAB  
2008 Case Keenum, QB, Houston  
2007 Kevin Smith, RB, UCF  
Paul Smith, QB, Tulsa  
2006 Kevin Kolb, QB, Houston  
2005 DeAngelo Williams, RB, Memphis  
2004 Stefan LeFors, QB, Louisville  
DeAngelo Williams, RB, Memphis  
2003 DeAngelo Williams, RB, Memphis  
2002 Dave Ragone, QB, Louisville  
2001 Dave Ragone, QB, Louisville  
2000 Dave Ragone, QB, Louisville  
1999 Chris Redman, QB, Louisville  
1998 Shaun King, QB, Tulane  
1997 Shaun King, QB, Tulane  
1996 Antowain Smith, RB, Houston  
1995 Robert Tate, WR, Cincinnati

### DEFENSIVE PLAYER OF THE YEAR

2010 Bruce Miller, DE, UCF  
2009 Bruce Miller, DE, UCF  
2008 Phillip Hunt, LB, Houston  
2007 Gerald McRath, LB, Southern Miss  
2006 Albert McClellan, DE, Marshall  
Nick Bunting, LB, Tulsa  
2005 Kevis Coley, LB, Southern Miss  
2004 Michael Boley, LB, Southern Miss  
2003 Rod Davis, LB, Southern Miss  
2002 LaMarcus McDonald, LB, TCU  
2001 Dewayne White, DE, Louisville  
2000 Wayne Rogers, LB, Houston  
Cedric Scott, DE, Southern Miss  
1999 Adalius Thomas, DE, Southern Miss  
1998 Adalius Thomas, DE, Southern Miss  
1997 Patrick Surtain, CB, Southern Miss  
1996 Tyrus McCloud, LB, Louisville

1995 Tyrus McCloud, LB, Louisville

### SPECIAL TEAMS PLAYER OF THE YEAR

2010 Damaris Johnson, KR/PR, Tulsa  
2009 Dwayne Harris, KR, East Carolina  
2008 Joe Burnett, KR/PR, UCF  
2007 Chris Johnson, KR, East Carolina  
2006 Johnnie Lee Higgins, KR/PR, UTEP  
2005 Stephen Gostkowski, K, Memphis  
2004 John Eubanks, KR, Southern Miss  
2003 Nick Browne, K, TCU  
2002 Broderick Clark, KR, Louisville  
2001 Seth Marler, K, Tulane  
2000 Jonathan Ruffin, K, Cincinnati  
1999 Rodregis Brooks, PR, UAB  
1998 Ryan White, K, Memphis  
1997 Tinker Keck, PR, Cincinnati  
1996 Jeff Liggon, KR, Tulane  
1995 Robert Tate, KR, Cincinnati

### COACH OF THE YEAR

2010 George O'Leary, UCF  
2009 Kevin Sumlin, Houston  
2008 David Bailiff, Rice  
2007 George O'Leary, UCF  
2006 Art Briles, Houston  
Todd Graham, Rice  
2005 George O'Leary, UCF  
2004 Bobby Petrino, Louisville  
2003 Jeff Bower, Southern Miss  
2002 Gary Patterson, TCU  
2001 John L. Smith, Louisville  
2000 John L. Smith, Louisville  
1999 Jeff Bower, Southern Miss  
1998 Tommy Bowden, Tulane  
1997 Jeff Bower, Southern Miss  
1996 Kim Helton, Houston

### FRESHMAN OF THE YEAR

2010 Jeff Godfrey, QB, UCF  
2009 Charles Sims, RB, Houston  
2008 Bryce Beall, RB, Houston  
2007 Case Keenum, QB, Houston  
2006 Justin Willis, QB, SMU  
2005 Kevin Smith, RB, UCF  
2004 Brian Brohm, QB, Louisville  
2003 Kevin Kolb, QB, Houston  
2002 Lonta Hobbs, RB, TCU  
2001 Gino Guidugli, QB, Cincinnati  
2000 Melwede Moore, Tulane  
1999 LaDaris Vann, WR, Cincinnati  
Travis Anglin, QB, Memphis  
1998 Derrick Nix, RB, Southern Miss  
1997 Jason McKinley, QB, Houston  
1996 Ketric Sanford, RB/KR, Houston

### NEWCOMER OF THE YEAR

2010 Dominique Davis, QB, East Carolina  
2009 James Cleveland, WR, Houston  
2008 Curtis Steele, RB, Memphis  
2007 Brennan Marion, WR, Tulsa

## ALL-FRESHMAN

### 2010 OFFENSE

QB Jeff Godfrey, UCF  
RB Kendrick Hardy, Southern Miss  
RB Orleans Darkwa, Tulane  
OL Grant Harner, East Carolina  
OL Ricky Hart, Memphis  
OL Stetson Burnett, Tulsa  
OL Justin McCray, UCF  
OL Jordan McCray, UCF  
TE Zeke Walters, Southern Miss  
WR Thomas Roberson, Tulsa  
WR Jackie Williams, UAB

### DEFENSE

DL Marques Aiken, Marshall  
DL Khyri Thornton, Southern Miss  
DL Victor Gray, UCF  
DL Germard Reed, UTEP  
LB Efreml Oliphant, Houston  
LB Shawn Jackson, Tulsa

LB Cody Wilson, Tulsa  
 DB Mohammed Seisay, Memphis  
 DB Alex Walters, Southern Miss  
 DB Deron Wilson, Southern Miss  
 DB Marco Nelson, Tulsa  
 DB Jordan Ozerities, UCF

**SPECIAL TEAMS**

K Chris Boswell, Rice  
 K Cairo Santos, Tulane  
 P Tom Hornsey, Memphis  
 KR Darryl Fields, SMU

**2009**

**OFFENSE**

QB Kyle Padron, SMU  
 RB Charles Sims, Houston  
 RB Charles Ross, Rice  
 OL Jamie McCoy, Memphis  
 OL Zack Morgan, Tulane  
 OL Trent Dupy, Tulsa  
 OL Chris Hubbard, UAB  
 OL Theo Goins, UCF  
 TE Vance McDonald, Rice  
 WR Antavious Wilson, Marshall  
 WR Darius Johnson, SMU  
 WR Ricky Johnson, Tulsa

**DEFENSE**

DL Michael Brooks, East Carolina  
 DL Zeke Riser, Houston  
 DL Dontari Poe, Memphis  
 DL Cory Dorris, Tulsa  
 LB Phillip Steward, Houston  
 LB Taylor Reed, SMU  
 LB Shakiel Smith, Tulane  
 LB Daniel White, UAB  
 DB Kevin Gaddis, Rice  
 DB Dexter McCoil, Tulsa  
 DB Josh Robinson, UCF  
 DB Deshawn Grayson, UTEP

**SPECIAL TEAMS**

K Matt Hogan, Houston  
 P Peter Boehme, Southern Miss  
 KR Marlon McClure, UTEP  
 PR Tracy Lampley, Southern Miss  
 LS Taylor Klein, UAB

**2008**

**OFFENSE**

QB Austin Davis, Southern Miss  
 RB Bryce Beall, Houston  
 RB Brynn Harvey, UCF  
 OL Chris Thompson, Houston  
 OL C.J. Wood, Marshall  
 OL Ronald Leary, Memphis  
 OL Tyler Holmes, Tulsa  
 WR Tyron Carrier, Houston  
 WR DeAndre Brown, Southern Miss  
 WR Damaris Johnson, Tulsa

**DEFENSE**

DL Terrance Pope, Southern Miss  
 DL Arnaud Gascon-Nadon, Rice  
 DL Dedrick Jones, Southern Miss  
 DL Bernard Obi, UTEP  
 LB Marcus McGraw, Houston  
 LB Korey Williams, Southern Miss  
 LB Jamie Irving, UTEP  
 DB Emmanuel Davis, East Carolina  
 DB DeQuan Bemby, Marshall  
 DB Travis Bradshaw, Rice  
 DB DeAundre Brown, Tulsa

**SPECIAL TEAMS**

PK Tyler Warner, Marshall  
 P Kyle Martens, Rice  
 KR Tyron Carrier, Houston  
 PR Tyron Carrier, Houston  
 LS Charley Hughlett, UCF

**2007**

**OFFENSE**

QB Case Keenum, Houston  
 QB Trevor Vittatoe, UTEP  
 RB Darius Marshall, Marshall  
 RB Charles Clay, Tulsa  
 OL D.J. Scott, East Carolina  
 OL Josh Evans, Marshall  
 OL Dominik Riley, Memphis  
 OL Scott Mitchell, Rice  
 OL Andrew Nierman, Tulane  
 OL Jah Reid, UCF  
 TE Jeffrey Anderson, UAB  
 WR James Casey, Rice  
 WR Trae Johnson, Tulsa

**DEFENSE**

DL Linval Joseph, East Carolina  
 DL Scott Soloman, Rice  
 DL Justin Smart, SMU  
 DL Bruce Miller, UCF  
 LB Mike Tashman, UAB  
 LB Derrick Hallman, UCF  
 LB Darius Nall, UCF  
 DB Travis Simmons, East Carolina  
 DB Loyce Means, Houston  
 DB C.J. Bailey, USM  
 DB Chico Hunter, USM

**SPECIAL TEAMS**

PK Justin Estes, Southern Miss  
 P Kyle Peterson, UTEP  
 KR Trae Johnson, Tulsa  
 PR Dwayne Harris, East Carolina  
 LS Keenan Bratcher, Memphis

**2006**

**OFFENSE**

QB Justin Willis, SMU  
 RB Damion Fletcher, Southern Miss  
 RB James Mapps, SMU  
 OL Terrence Campbell, East Carolina  
 OL Jeramy DeVane, UCF  
 OL Cory Dowless, East Carolina  
 OL Nick Landry, Tulane  
 OL Jake Seitz, UAB  
 TE Cody Slate, Marshall  
 WR Emmanuel Sanders, SMU  
 WR Duke Calhoun, Memphis  
 WR Rashad Slaughter, UAB

**DEFENSE**

DL Anthony Egbuniwe, Tulsa  
 DL Greg Terrell, Memphis  
 DL Troy Wilson, Tulane  
 DL Scotty Robinson, East Carolina  
 LB Van Eskridge, East Carolina  
 LB Terrance Garmon, Rice  
 LB Gerald McRath, Southern Miss  
 DB Zearrick Matthews, Marshall  
 DB Bryan McCann, SMU  
 DB Eddie Hicks, Southern Miss  
 DB Braxton Amy, UTEP  
 DB Brandon Brinkley, Houston

**SPECIAL TEAMS**

PK Clark Fangmeier, Rice  
 KR Emmanuel Sanders, SMU  
 PR Rashad Slaughter, UAB  
 LS Sam Bennett, SMU

**2005**

**OFFENSE**

QB Chase Clement, Rice  
 RB DeMyron Martin, SMU  
 RB Kevin Smith, UCF  
 OL Brandon Pearce, Memphis  
 OL Austin Wilkinson, Rice  
 OL Michael Parenton, Tulane  
 OL L.J. Anderson, UCF  
 OL Patrick Brown, UCF  
 OL Robby Felix, UTEP  
 TE Shawn Nelson, Southern Miss  
 WR Maurice Jones, Memphis  
 WR Jarett Dillard, Rice  
 WR Cary Koch, Tulane

**DEFENSE**

DL Cody Pree, Houston  
 DL Phillip Hunt, Houston  
 DL Albert McClellan, Marshall  
 DL Moton Hopkins, Tulsa  
 DL James Olalekan, UTEP  
 LB Cody Lubojasky, Houston  
 LB Kris Guyton, UAB  
 LB Jordan Richards, UCF  
 DB Kenneth Fontenette, Houston  
 DB Roy Roberts, Tulsa  
 DB Joe Burnett, UCF  
 DB Jason Venson, UCF

**SPECIAL TEAMS**

PK Ben Bell, Houston  
 P Marty Biagi, Marshall  
 KR Jessie Henderson, SMU  
 PR Joe Burnett, UCF

**2004**

**OFFENSE**

QB Brian Brohm, Louisville  
 RB Matt Forte, Tulane  
 RB Chris Johnson, East Carolina  
 OL Byron Alfred, Houston  
 OL SirVincent Rogers, Houston  
 OL Chris Clark, Southern Miss  
 OL Aryan Barto, Tulane  
 TE Doug Jones, Cincinnati  
 WR Jeremy Trimble, Army  
 WR Donnie Avery, Houston  
 WR Johnny Peyton, USF

**DEFENSE**

DL Anthony Hoke, Cincinnati  
 DL Martavious Prince, Southern Miss  
 DL Tommy Blake, TCU  
 DL Antonio Harris, Tulane  
 LB Durwin Lamb, East Carolina  
 LB Greg Hinds, Memphis  
 LB Ben Moffit, USF  
 DB Caleb Campbell, Army  
 DB Rocky Schwartz, Houston  
 DB Danny Verpaele, UCF  
 DB Durrell Fuqua, UAB

**SPECIAL TEAMS**

PK Arthur Carmody, Louisville  
 KR Chris Johnson, East Carolina  
 PR Travis Williams, East Carolina

**2003**

**OFFENSE**

QB Kevin Kolb, Houston  
 RB Michael Bush, Louisville  
 RB Robert Merrill, TCU  
 OL Blake Butler, Memphis  
 OL Travis Cooley, Southern Miss  
 OL Renardo Foster, Louisville  
 OL Derek Rogers, Tulane  
 OL Herbert Taylor, TCU  
 TE Josh Coffman, East Carolina  
 WR Leonard Gibson, Houston  
 WR Cory Rodgers, TCU

**DEFENSE**

DL Greg Casnave, Southern Miss  
 DL Billy Harrison, Tulane  
 DL Marquay Love, Houston  
 DL Jermaine McElveen, UAB  
 LB Kelvin Johnson, Tulane  
 LB Wade Koehl, Houston  
 LB Stephen Nicholas, USF  
 DB William Gay, Louisville  
 DB Erode Jean, East Carolina  
 DB Israel Route, Tulane  
 DB Ricky Wilson, Houston

**SPECIAL TEAMS**

PK Darren McCaleb, Southern Miss  
 P Ryan Dougherty, East Carolina  
 KR Ricky Wilson, Houston  
 PR Cory Rodgers, TCU

**2002**

**OFFENSE**

QB Darrell Hackney, UAB  
 RB Lonta Hobbs, TCU  
 RB DeAngelo Williams, Memphis  
 OL Travis Leffew, Louisville  
 OL Chris McGee, Tulane  
 OL Roy Swan, Houston  
 OL Matt Traina, Tulane  
 OL Joel Yakovac, Cincinnati  
 TE John Doucette, Memphis  
 WR Joshua Tinch, Louisville  
 WR Damarcus Davis, Tulane

**DEFENSE**

DL Matthew Bentley, Houston  
 DL Kade Lane, Houston  
 DL Ranorris Ray, TCU  
 DL Guy Whimper, East Carolina  
 LB Anthony Cannon, Tulane  
 LB Chris Moore, East Carolina  
 DB Julius Wainwright, UAB  
 DB O.C. Collins, Memphis  
 DB John Eubanks, Southern Miss  
 DB Reicko Jones, East Carolina  
 DB Sean Lucas, Tulane

**SPECIAL TEAMS**

PK Stephen Gostkowski, Memphis  
 P Chet Ervin, Cincinnati  
 KR Broderick Clark, Louisville

**2001**

**OFFENSE**

QB Gino Guidugli, Cincinnati  
 RB Theron Dudley, UAB  
 RB James Walley, Southern Miss  
 OL Andy Galloway, UAB  
 OL Drew Harmon, Memphis  
 OL Jeremy Parquet, Southern Miss  
 OL Myron Powe, Southern Miss  
 OL Kyle Takavitz, Cincinnati  
 TE Bobby Hoover, Tulane  
 WR Chris Johnson, Southern Miss  
 WR Darron White, Memphis

**DEFENSE**

DL Jay Ashton, Tulane  
 DL Andre Frazier, Cincinnati  
 DL Bobby Leffew, Louisville  
 DL Skylor Magee, Southern Miss  
 LB Tra Boger, Tulane  
 LB Brandon Spincer, Tulane  
 LB Darrius Taylor, UAB  
 DB Ronnie Gallishaw, Louisville  
 DB Marvin Godbolt, TCU  
 DB Doug Monaghan, Cincinnati  
 DB Jermain Woodard, Houston

**SPECIAL TEAMS**

PK Nick Hayes, UAB  
 P James Gaither, Memphis  
 RS Marvin Townes, East Carolina

**2000**

**OFFENSE**

QB J.P. Losman, Tulane  
 RB Jeremiah Bonds, Memphis  
 RB Mewelde Moore, Tulane  
 OL Brendon Drysdale, Tulane  
 OL Jim Hicks, Southern Miss  
 OL Al James, Houston  
 OL Brian Rimpf, East Carolina  
 OL Josh Shneyderov, Cincinnati  
 TE Richard Owens, Louisville  
 WR Kenneth Johnson, Southern Miss  
 WR Roydell Williams, Tulane

**DEFENSE**

DL Odene Brathwaite, Army  
 DL Lonnie Crayton, Tulane  
 DL Terrell Paul, Southern Miss  
 DL Josh Tubbs, Houston  
 DL Dewayne White, Louisville  
 LB Rod Davis, Southern Miss



LB Vonta Leach, East Carolina  
LB Coot Terry, Memphis  
DB Greg Brooks, Southern Miss  
DB Jason Brown, Memphis  
DB Lynaris Elpheage, Tulane  
DB Heard Robinson, Houston

#### SPECIAL TEAMS

K Wade Tydlacka, Louisville  
RS Kenneth Johnson, Southern Miss

### 1999

#### OFFENSE

QB Travis Anglin, Memphis  
RB P.J. Mays, Cincinnati  
RB Jeff "Sugar" Sanders, Memphis  
OL Jeremy Bridges, Southern Miss  
OL Trey Eyre, Memphis  
OL Josh Gardner, Cincinnati  
OL Zeb Landers, Southern Miss  
OL Torrin Tucker, Southern Miss  
TE Buck Miciotto, Southern Miss  
WR LaDaris Vann, Cincinnati  
WR Brandon Middleton, Houston

#### DEFENSE

DL Derrick Adams, Cincinnati  
DL Floyd Dorsey, Tulane  
DL Michael Josiah, Louisville  
DL Chad Lee, Louisville  
LB Michael Brown, Louisville  
LB Jason Frazier, Army  
LB Joe Henley, Southern Miss  
DB Anthony Adams, East Carolina  
DB Quentin Brown, Tulane  
DB Ivan Fields, Houston  
DB Anthony Floyd, Louisville

#### SPECIAL TEAMS

K Seth Marler, Tulane  
K Kevin Miller, East Carolina  
P Chris Sivori, Louisville

### 1998

#### OFFENSE

QB David Garrard, East Carolina  
RB DeMarco McCleskey, Cincinnati  
RB Derrick Nix, Southern Miss  
OL Kirt Doolin, Cincinnati  
OL Artis Hicks, Memphis  
OL Corey Sewell, Tulane  
OL David Sherrod, Memphis  
OL Torie Tauli, Tulane  
TE Jonathan Pritchett, Houston  
WR Terrell Harris, Tulane  
WR Zander Robinson, Tulane

#### DEFENSE

DL Andre Arnold, Memphis  
DL Ryan Brewer, Tulane  
DL Jeremy Griffith, Houston  
DL Ben Peining, Cincinnati  
LB Pernell Griffin, East Carolina  
LB Arthur Gissendanner, Houston  
LB Tony Stallings, Louisville  
DB Danny Adams, Cincinnati  
DB Idrees Bashir, Memphis  
DB Meldon Barnes, Tulane  
DB Jason Parker, Houston

#### SPECIAL TEAMS

PK Ryan White, Memphis  
P Adam Wulfeck, Cincinnati  
RS Leif Penn, Houston

### 1997

#### OFFENSE

QB Jason McKinley, Houston  
RB Toney Converse, Tulane  
RB Jamie Wilson, East Carolina  
OL James Bell, East Carolina  
OL Josh Lovelady, Houston  
OL Joe O'Shaughnessy, Louisville  
OL Bernard Robertson, Tulane  
OL Charles Caldwell, Tulane

TE Reid Hedgepeth, Memphis  
WR Marcellus Harris, East Carolina  
WR Orlando Iglesias, Houston

#### DEFENSE

DL Braxton Anderson, Louisville  
DL Marcus Bell, Memphis  
DL DeQuincy Scott, Southern Miss  
DL John Nix, Southern Miss  
LB Rashad Harris, Louisville  
LB Bud Herring, Louisville  
LB Kamal Shakir, Memphis  
DB DeJuan Gossett, Cincinnati  
DB Corey Jones, Tulane  
DB Warren St. Junious, Tulane  
DB Kendall Williams, Houston

#### SPECIAL TEAMS

PK Jason Mammarelli, Cincinnati  
RS Marcellus Harris, East Carolina

### 1996

#### OFFENSE

QB Chris Redman, Louisville  
RB Robert Cooper, Cincinnati  
RB Ketric Sanford, Houston  
OL Ken Biggs, Cincinnati  
OL Shederick Blackmon, Southern Miss  
OL Anthony Byrd, Louisville  
OL Tavares Middlebrooks, Memphis  
OL Truett Novosad, Houston  
TE Scott Regimbald, Houston  
WR Damien Dodson, Memphis  
WR Sherrod Gideon, Southern Miss

#### DEFENSE

DL Mike Gantous, Louisville  
DL Derrick Kennedy, Louisville  
DL Mike Knepper, Houston  
DL Adalius Thomas, Southern Miss  
LB Micah Malone, Houston  
LB Caspor Stiles, Memphis  
LB Derrick Perry, Tulane  
DB Courtney Dinkins, Louisville  
DB Kevin Dukes, Tulane  
DB William Fields, Houston  
DB Mike McKenzie, Memphis

#### SPECIAL TEAMS

SP Jamie Purser, Southern Miss  
RS Ketric Sanford, Houston

### PLAYERS OF THE WEEK

### 2010

#### OFFENSE

S6 Dominique Davis, QB, East Carolina  
S13 Bryce Beall, RB, Houston  
S20 Bryan Ellis, QB, UAB  
S27 Bryan Ellis, QB, UAB  
O4 Kyle Padron, QB, SMU  
O11 Kris Adams, WR, UTEP  
O18 Dominique Davis, QB, East Carolina  
O25 Casey Robottom, WR, Tulane  
N1 Pat Shed, RB, UAB  
N1 Ronnie Weaver, RB, UCF  
N8 Jeff Godfrey, QB, UCF  
N15 G.J. Kinne, QB, Tulsa  
N22 Austin Davis, QB, Southern Miss  
N29 G.J. Kinne, QB, Tulsa

#### DEFENSE

S6 Trent Mackey, LB, Tulane  
S13 Vinny Curry, DE, Marshall  
S20 Darius Nall, DE, UCF  
S27 Loyce Means, CB, Houston  
O4 Dezman Moses, DE, Tulane  
O11 Kemal Ishmael, FS, UCF  
O18 Jamon Hughes, LB, Memphis  
O25 Sammy Brown, LB, Houston  
Darius Nall, DE, UCF  
N1 Shawn Jackson, LB, Tulsa  
N8 Josh Linam, LB, UCF  
N15 Marco Nelson, DB, Tulsa

N22 Richard Crawford, DB, SMU  
N29 Mario Harvey, LB, Marshall

#### SPECIAL TEAMS

S6 Matt Szymanski, K/P, SMU  
S13 Kevin Fitzpatrick, K, Tulsa  
S20 Tom Hornsey, P, Memphis  
Deron Wilson, DB, Southern Miss  
S27 Dakota Warren, K, UTEP  
O4 Jonathan Ginsburgh, P, Tulane  
O11 Danny Hrapmann, K, Southern Miss  
O18 Kyle Martens, P, Rice  
O25 Tyron Carrier, KR, Houston  
N1 Damaris Johnson, PR/KR, Tulsa  
N8 Damaris Johnson, PR/KR, Tulsa  
N15 Charles Ross, KR, Rice  
N22 Quincy McDuffie, KR, UCF  
N29 Francisco Llanos, KR, Southern Miss

### 2009

#### OFFENSE

S7 Joe Webb, QB, UAB  
S14 Case Keenum, QB, Houston  
S21 Emmanuel Sanders, WR, SMU  
S28 Case Keenum, QB, Houston  
O5 Donald Buckram, RB, UTEP  
O12 Curtis Steele, RB, MEM  
O19 Case Keenum, QB, Houston  
O26 Donald Buckram, RB, UTEP  
N2 Case Keenum, QB, Houston  
N9 Case Keenum, QB, Houston  
Donald Buckram, RB, UTEP  
N16 Joe Webb, QB, UAB  
N23 Martevius Young, QB, Southern Miss  
Case Keenum, QB, Houston  
N30 Trevor Vittatoe, QB, UTEP

#### DEFENSE

S7 Rock Dennis, DB, SMU  
S14 Jamal Robinson, CB, Houston  
S21 Albert McClellan, DE, Marshall  
S28 David Hunter, DT, Houston  
O5 Hiram Atwater, S, UAB  
O12 Brandon Brinkley, CB, Houston  
O19 DeAndre Brown, DB, Tulsa  
O26 C.J. Cavness, LB, Houston  
N2 Bruce Miller, DE, UCF  
N9 Chase Kennemer, LB, SMU  
N16 Emanuel Davis, DB, East Carolina  
N23 Travis Bradshaw, S, Rice  
N30 Bruce Miller, DE, UCF

#### SPECIAL TEAMS

S7 Damaris Johnson, KR/PR, Tulsa  
S14 Michael Such, P, Tulsa  
S21 Freddie Parham, WR/KR, Southern Miss  
S28 Peter Boehme, P, Southern Miss  
O5 Damaris Johnson, KR/PR, Tulsa  
O12 Margus Hunt, DE, SMU  
O19 Dwayne Harris, KR, East Carolina  
O26 Tyron Carrier, KR, Houston  
N2 Fendi Onubun, TE, Houston  
N9 Matt Hogan, K, Houston  
N16 Tracy Lampley, KR/PR, Southern Miss  
N23 Dwayne Harris, KR, East Carolina  
N30 Ben Hartman, K, East Carolina

### 2008

#### OFFENSE

S2 Patrick Pinkney, QB, East Carolina  
S8 James Casey, WR/TE, Rice  
S15 Patrick Pinkney, QB, East Carolina  
S22 Darius Passmore, WR, Marshall  
David Johnson, QB, Tulsa  
S29 Chase Clement, QB, Rice  
Jarett Dillard, WR, Rice  
O6 Trevor Vittatoe, QB, UTEP  
O13 Case Keenum, QB, Houston  
O20 Brennan Marion, WR, Tulsa  
O27 Curtis Steele, RB, Memphis  
N3 James Casey, WR/TE, Rice  
N10 Chase Clement, QB, Rice  
N17 Case Keenum, QB, Houston  
N24 Case Keenum, QB, Houston

Tarrion Adams, RB, Tulsa  
D1 James Casey, WR/TE, Rice

#### DEFENSE

S2 Andrew Sendejo, FS, Rice  
S8 Van Eskridge, DB, East Carolina  
S15 C.J. Wilson, DL, East Carolina  
S22 Charles Davis, DB, Tulsa  
S29 Clinton McDonald, DL, Memphis  
O6 Un'Tavious Scott, DE, Tulsa  
O13 Phillip Hunt, DE, Houston  
O20 Joe Henderson, LB, UAB  
O27 James Lockett, S, Tulsa  
N3 Maurice Kitchens, LB, Marshall  
N10 Emmanuel Davis, DB, East Carolina  
N17 Loyce Means, DB, Houston  
N24 Travis Bradshaw, DB, Rice  
D1 Gerald McRath, LB, Southern Miss

#### SPECIAL TEAMS

S2 T.J. Lee, WR, East Carolina  
S8 Joe Burnett, DB, UCF  
S15 Quinten Cotton, LB, East Carolina  
S22 Wayne Scourten, WR, Houston  
S29 Jose Martinez, PK, UTEP  
O6 Vinny Zaccario, PK, Memphis  
O13 Swayze Waters, PK/P, UAB  
O20 Damaris Johnson, WR/KR, Tulsa  
O27 Damaris Johnson, WR/KR, Tulsa  
N3 Jose Martinez, PK, UTEP  
N10 Ben Hartman, PK, East Carolina  
N17 Tyron Carrier, WR/KR, Houston  
N24 Kyle Peterson, P, UTEP  
D1 Swayze Waters, P/PK, UAB

### 2007

#### OFFENSE

S4 Kevin Smith, RB, UCF  
S10 Patrick Pinkney, QB, ECU  
S17 Paul Smith, QB, TLS  
S24 Matt Forté, RB, TLN  
O1 Marcus Thomas, RB, UTEP  
O8 Trevor Vittatoe, QB, UTEP  
O15 Donnie Avery, WR, HOU  
O22 Matt Forté, RB, TLN  
O29 Kevin Smith, RB, UCF  
N5 Chris Johnson, RB, ECU  
Chase Clement, QB, Rice  
N12 Martin Hankins, QB, MEM  
Kevin Smith, RB, UCF  
N19 Damion Fletcher, RB, USM  
N26 Kevin Smith, RB, UCF

#### DEFENSE

S4 Quintin Demps, FS, UTEP  
S10 Will Dunbar, FS, UAB  
S17 Gerald McRath, LB, USM  
S24 Kenneth Fontenette, CB, HOU  
Jason Venson, FS, UCF  
O1 Nelson Coleman, LB, TLS  
O8 Andrew Sendejo, SS, Rice  
O15 Van Eskridge, FS, ECU  
O22 Rocky Schwartz, S, HOU  
Bruce Miller, DE, UCF  
O29 Nelson Coleman, LB, TLS  
N5 Phillip Hunt, DE, HOU  
N12 Chris Chamberlain, LB, TLS  
N19 Jake Kasser, LB, MEM  
N26 Cory Hogue, LB, UCF

#### SPECIAL TEAMS

S4 Michael Torres, PK, UCF  
S10 Thomas Morstead, P/PK, SMU  
S17 Swayze Waters, PK, UAB  
S24 T.J. Lawrence, PK, HOU  
O1 Donnie Avery, WR/KR, HOU  
O8 Chris Johnson, RB, ECU  
O15 Jose Martinez, PK, UTEP  
O22 Matt Reagan, PK, MEM  
O29 Jose Martinez, PK, UTEP  
N5 Justin Estes, PK, USM  
N12 Clark Fangmeier, PK, Rice  
N19 Kyhmet Williams, KR, UCF  
N26 Matt Reagan, PK, MEM



**2006**

**OFFENSE**

- S5 Kevin Kolb, Houston
- S11 Johnnie Lee Higgins, UTEP
- S18 Damion Fletcher, Southern Miss  
Matt Forte, Tulane
- S25 Kevin Kolb, Houston
- O2 Chase Clement, Rice
- O9 Lester Ricard, Tulane
- O16 Jarrett Dillard, Rice
- O23 Ahmad Bradshaw, Marshall
- O30 Lester Ricard, Tulane
- N6 Quinton Smith, Rice
- N13 Anthony Alridge, Houston
- N20 Ahmad Bradshaw, Marshall
- N27 Jarrett Dillard, Rice

**DEFENSE**

- S5 Quintin Demps, UTEP
- S11 Chris Felder, UAB
- S18 Kasey Ross, East Carolina
- S25 Moton Hopkins, Tulsa
- O2 Adrian Haywood, SMU
- O9 Joe Henderson, UAB
- O16 Devin Lowery, SMU
- O23 Marquay Love, Houston
- O30 Chris Chamberlain, Tulsa
- N6 Matt Couch, Marshall
- N13 Phillip Hunt, Houston
- N20 Israel Route, Tulane
- N27 Brian Raines, Rice

**SPECIAL TEAMS**

- S5 Marquay Love, Houston
- S11 Ben Bell, Houston
- S18 Darren McCaleb, Southern Miss
- S25 Justin Laird, Houston
- O2 Jessie Henderson, SMU
- O9 Ryan Dougherty, East Carolina
- O16 Johnnie Lee Higgins, UTEP
- O23 Ben Bell, Houston
- O30 Chris Johnson, East Carolina
- N6 Jon Moravec, Marshall
- N13 Robert Lee, East Carolina
- N20 Clark Fangmeier, Rice
- N27 Michael Grandberry, Memphis

**2005**

**OFFENSE**

- S6 James Pinkney, East Carolina
- S12 DeMyron Martin, SMU
- S19 Johnnie Lee Higgins, UTEP
- S26 Garrett Mills, Tulsa
- O3 DeAngelo Williams, Memphis
- O10 James Pinkney, East Carolina  
Jerad Romo, SMU
- O17 Dustin Almond, Southern Miss
- O24 DeAngelo Williams, Memphis
- O31 Mike Walker, UCF
- N7 Darrell Hackney, UAB
- N14 John Wall, Rice
- N21 Reggie Lindsey, UAB
- N28 James Pinkney, East Carolina

**DEFENSE**

- S6 Thomas Howard, UTEP
- S12 Jamey Harper, SMU
- S19 Anthony Germany, Tulsa
- S26 Paul Carrington, UCF
- O3 Derek Clinin, Memphis
- O10 Joe Sturdivant, SMU
- O17 Pierre Parker, East Carolina
- O24 Bobby Klinck, Tulsa
- O31 Dennis Thornton, Marshall  
Augustus Ashley, UCF
- N7 Joe Sturdivant, SMU
- N14 Kade Lane, Houston
- N21 Jason Venson, UCF
- N28 Adrian Haywood, SMU

**SPECIAL TEAMS**

- S6 Markeith McQueen, East Carolina
- S12 Brad DeVault, Tulsa
- S19 Reagan Schneider, UTEP
- S26 Sean Lucas, Tulane

- O3 Daren McCaleb, Southern Miss
- O10 Chris McMurtray, SMU
- O17 Ivan Clark, Marshall  
Ashlan Davis, Tulsa
- O24 Vincent Marshall, Houston
- O31 Chubb Small, Marshall
- N7 Reagan Schneider, UTEP
- N14 Matt Prater, UCF
- N21 Chris McMurtray, SMU
- N28 Stephen Gostkowski, Memphis

**2004**

**OFFENSE**

- S7 Tye Gunn, TCU
- S13 Richard Hall, Cincinnati
- S20 Anthony Evans, Houston
- S27 Darrell Hackney, UAB
- O4 DeAngelo Williams, Memphis
- O11 Tielor Robinson, Army
- O18 Carlton Jones, Army
- O25 Lester Ricard, Tulane
- N1 James Pinkney, East Carolina
- N8 Gino Guidugli, Cincinnati
- N15 DeAngelo Williams, Memphis
- N22 Gino Guidugli, Cincinnati
- N29 Richard Irvin, Tulane
- D6 Stefan LeFors, Louisville

**DEFENSE**

- S7 Kerry Rhodes, Louisville
- S13 Michael Boley, Southern Miss
- S20 Wesley Smith, Memphis
- S27 Trent Cole, Cincinnati
- O4 Michael Boley, Southern Miss
- O11 Jonathan Lewis, Army
- O18 Greg Washington, Army
- O25 Michael Boley, Southern Miss
- N1 Andre Frazier, Cincinnati
- N8 Will Gulley, Houston
- N15 Zac Woodfin, UAB
- N22 Marvin Godbolt, TCU
- N29 Michael Boley, Southern Miss
- D6 Trevis Coley, Southern Miss

**SPECIAL TEAMS**

- S7 Brent Moody, Louisville
- S13 Darren McCaleb, Southern Miss
- S20 Stephen Gostkowski, Memphis
- S27 Luke Johnson, Southern Miss
- O4 Reggie Lindsey, UAB
- O11 John Eubanks, Southern Miss
- O18 Darron White, Memphis
- O25 John Eubanks, Southern Miss
- N1 Chet Ervin, Cincinnati
- N8 Stephen Gostkowski, Memphis
- N15 Scott Wesley, Army
- N22 Nick Hayes, UAB
- N29 Montrell Jones, Louisville
- D6 Arthur Carmody, Louisville

**2003**

**OFFENSE**

- S2 Ricky Madison, TCU
- S8 Danny Wimprine, Memphis
- S15 J.P. Losman, Tulane
- S22 Kevin Kolb, Houston
- S29 Richard Hall, Cincinnati
- O6 Brandon Middleton, Houston
- O13 Roddy White, UAB
- O20 Marvin Townes, East Carolina
- O27 Kevin Kolb, Houston  
DeAngelo Williams, Memphis
- N3 Danny Wimprine, Memphis
- N10 Stefan LeFors, Louisville
- N17 DeAngelo Williams, Memphis
- N24 Dustin Almond, Southern Miss
- D1 Anthony Evans, Houston

**DEFENSE**

- S2 Lance Everson, Houston
- S8 Etric Pruitt, Southern Miss
- S15 Tra Boger, Tulane
- S22 Trent Cole, Cincinnati
- S29 Robert McCune, Louisville
- O6 Michael Boley, Southern Miss
- O13 Bo Schobel, TCU

- O20 Kerry Rhodes, Louisville  
Will Hyden, Memphis
- O27 Justin Whitmore, UAB
- N3 J.R. Reed, USF
- N10 Rod Davis, Southern Miss
- N17 Joe Clay, Houston
- N24 Wesley Smith, Memphis
- D1 J.R. Reed, USF

**SPECIAL TEAMS**

- S2 Fred Smith, Tulane
- S8 Stephen Gostkowski, Memphis
- S15 Marvin Young, Southern Miss
- S22 Nick Browne, TCU
- S29 Nick Browne, TCU
- O6 John Eubanks, Southern Miss
- O13 Nick Browne, TCU
- O20 Nick Browne, TCU
- O27 Luke Johnson, Southern Miss
- N3 Jhun Cook, UAB
- N10 Marvin Young, Southern Miss
- N17 Nick Browne, TCU
- N24 Nick Hayes, UAB
- D1 Dustin Bell, Houston

**2002**

**OFFENSE**

- S3 Gino Guidugli, Cincinnati
- S9 Derrick Nix, Southern Miss
- S16 Derrick Nix, Southern Miss
- S23 DeAngelo Williams, Memphis
- S30 Dave Ragone, Louisville
- O7 Art Brown, East Carolina
- O14 Darrell Hackney, UAB
- O21 Tye Gunn, TCU
- O28 Dave Ragone, Louisville  
J.P. Losman, Tulane
- N4 Lonta Hobbs, TCU
- N11 Joffrey Reynolds, Houston
- N18 Darrell Hackney, UAB
- N25 Mewelde Moore, Tulane
- D2 Lonta Hobbs, TCU

**DEFENSE**

- S3 Hanik Milligan, Houston
- S9 Rod Davis, Southern Miss
- S16 Kelly Hardy, East Carolina
- S23 Blue Adams, Cincinnati
- S30 Antwan Peek, Cincinnati  
Etric Pruitt, Southern Miss
- O7 Chris Moore, East Carolina
- O14 Dewayne White, Louisville
- O21 Etric Pruitt, Southern Miss
- O28 Thurman Pearson, UAB
- N4 LaMarcus McDonald, TCU
- N11 Andre Frazier, Cincinnati
- N18 Chad Lee, Louisville
- N25 Travis Heath, East Carolina
- D2 Antwan Peek, Cincinnati

**SPECIAL TEAMS**

- S3 Nick Browne, TCU
- S9 Lynaris Elpheage, Tulane
- S16 Dustin Bell, Houston
- S23 Damien Dorsey, Louisville
- S30 Nathan Smith, Louisville
- O7 LaTarence Dunbar, TCU
- O14 Seth Marler, Tulane
- O21 Mark Haulman, Southern Miss
- O28 Damien Dorsey, Louisville
- N4 Nick Browne, TCU
- N11 Broderick Clark, Louisville
- N18 Christshawn Gilliam, East Carolina
- N25 Seth Marler, Tulane
- D2 Dustin Bell, Houston

**2001**

**OFFENSE**

- S4 Dave Ragone, Louisville
- S10 Gino Guidugli, Cincinnati
- S24 Jeff Aaron, UAB
- O1 Corey Connally, TCU
- O8 Mewelde Moore, Tulane
- O15 Dante Brown, Memphis  
Patrick Ramsey, Tulane

- O22 Sean Stillely, TCU
- O29 C.J. Young, Army
- N5 Dave Ragone, Louisville
- N12 Leonard Henry, East Carolina
- N19 Deion Branch, Louisville
- N26 Jon Olinger, Cincinnati
- D3 Ardell Daniels, Army  
Gino Guidugli, Cincinnati

**DEFENSE**

- S4 Pernel Griffin, East Carolina
- S10 Charlie Owens, TCU
- S24 Greg LeFever, East Carolina
- O1 Charlie Owens, TCU
- O8 Derrick Ballard, Memphis
- O15 Wesley Heath, Tulane
- O22 Antwan Peek, Cincinnati
- O29 Michael Brown, Louisville
- N5 Dewayne White, Louisville
- N12 Christshawn Gilliam, East Carolina
- N19 Dewayne White, Louisville
- N26 LaMarcus McDonald, TCU
- D3 Antwan Peek, Cincinnati

**SPECIAL TEAMS**

- S4 Nick Browne, TCU
- S10 Marvin Townes, East Carolina
- S24 Rhett Gallego, UAB
- O1 Mark Haulman, Southern Miss
- O8 Adam Wulfeck, Cincinnati
- O15 Antwan Peek, Cincinnati
- O22 Kevin Miller, East Carolina
- O29 Wade Tydlacka, Louisville
- N5 Jonathan Ruffin, Cincinnati
- N12 Anthony Floyd, Louisville
- N19 Zek Parker, Louisville
- N26 Nick Browne, TCU
- D3 Omari Thompson, Army

**2000**

**OFFENSE**

- S5 Tony Stallings, Louisville
- S11 Brandon Middleton, Houston
- S18 Joffrey Reynolds, Houston
- S25 Patrick Ramsey, Tulane
- O2 Mewelde Moore, Tulane
- O9 Dave Ragone, Louisville
- O16 Leonard Henry, East Carolina
- O23 Michael Wallace, Army
- O30 Dave Ragone, Louisville
- N6 Dave Ragone, Louisville
- N13 Patrick Ramsey, Tulane
- N20 Patrick Ramsey, Tulane

**DEFENSE**

- S5 Kelly Hardy, East Carolina
- S11 Troy Evans, Cincinnati
- S18 Ray Walls, Southern Miss
- S25 Idrees Bashir, Memphis
- O2 Leo Barnes, Southern Miss
- O9 Kamal Shakir, Memphis
- O16 Rashad Harris, Louisville
- O23 Wayne Rogers, Houston
- O30 Roy Magee, Southern Miss  
Wayne Rogers, Houston
- N6 Anthony Floyd, Louisville
- N13 Ivan Fields, Cincinnati
- N20 Gerry Ruff, Cincinnati

**SPECIAL TEAMS**

- S5 Jonathan Ruffin, Cincinnati
- S11 Jason Mammarella, Cincinnati
- S18 Ryan White, Memphis
- S25 Casey Rousel, Tulane  
Rhett Gallego, UAB
- O2 Rhett Gallego, UAB
- O9 Roxie Shelvin, Tulane
- O16 Mark Haulman, Southern Miss
- O23 Kevin Miller, East Carolina
- O30 Rhett Gallego, UAB
- N6 Omari Thompson, Army
- N13 Keith Stokes, East Carolina
- N20 Jonathan Ruffin, Cincinnati

## 1999

### OFFENSE

S7 Chris Redman, Louisville  
S13 Patrick Ramsey, Tulane  
S20 Patrick Ramsey, Tulane  
S27 David Garrard, East Carolina  
O4 David Garrard, East Carolina  
O11 Michael Wallace, Army  
O18 Ketric Sanford, Houston  
O25 Lavell Boyd, Louisville  
N1 Robert Cooper, Cincinnati  
N8 Ketric Sanford, Houston  
N15 Jason McKinley, Houston  
N22 David Garrard, East Carolina

### DEFENSE

S7 Mike James, Houston  
S13 Forrest Foster, East Carolina  
S20 Eddie Johnson, Cincinnati  
S27 T.J. Slaughter, Southern Miss  
O4 Pernell Griffin, East Carolina  
O11 Leo Barnes, Southern Miss  
O18 Leo Barnes, Southern Miss  
Wayne Rogers, Houston  
O25 Adalius Thomas, Southern Miss  
N1 Anthony Adams, East Carolina  
N8 Rodregis Brooks, UAB  
N15 Marcus Bell, Memphis  
N22 Ty Trahan, Southern Miss

### SPECIAL TEAMS

S7 Kevin Miller, East Carolina  
S13 Roy Magee, Southern Miss  
S20 Andrew Bayes, East Carolina  
S27 Ryan White, Memphis  
O4 Kevin Miller, East Carolina  
O11 Ryan White, Memphis  
O18 Seth Marler, Tulane  
O25 Andrew Bayes, East Carolina  
N1 Ryan White, Memphis  
N8 Jake Arians, UAB  
N15 Keith Stokes, East Carolina  
N22 Brent Hanna, Southern Miss

## 1998

### OFFENSE

S7 P.J. Franklin, Tulane  
S14 Shaun King, Tulane  
S21 Leroy Collins, Louisville  
S28 Chris Redman, Louisville  
O5 Chris Redman, Louisville  
O12 Derrick Nix, Southern Miss  
O19 Chris Redman, Louisville  
O26 Shaun King, Tulane  
N2 Leroy Collins, Louisville  
N9 Shaun King, Tulane  
N16 Chris Redman, Louisville  
N23 David Garrard, East Carolina

### DEFENSE

S7 Brett Timmons, Tulane  
S14 Nate Hunterton, Army  
S21 Kenny Dale Rowland, Army  
S28 Ty Trahan, Southern Miss  
O5 Alphonso Roundtree, Tulane  
O12 Lyle Weaver, Army  
O19 Shawn Ferguson, Cincinnati  
O26 Ty Trahan, Southern Miss  
N2 David Williams, Houston  
N9 Jeff Kerr, East Carolina  
N16 T.J. Slaughter, Southern Miss  
N23 Meldon Barnes, Tulane

### SPECIAL TEAMS

S7 Arthur Gissendanner, Houston  
S14 Graham White, Army  
S21 Eric Olsen, Army  
S28 Zek Parker, Louisville  
O5 Graham White, Army  
O12 Brandon Francis, Southern Miss  
O19 Ryan White, Memphis  
O26 Mike Smith, Houston  
N2 Louis Hampton, Houston  
N9 Brad Palazzo, Tulane  
N16 John Wilson, Tulane  
N23 Jamie Purser, Southern Miss

## 1997

### OFFENSE

S1 Chad Plummer, Cincinnati  
S8 Shaun King, Tulane  
S15 Ibn Green, Louisville  
S22 Lee Roberts, Southern Miss  
S29 Orlando Iglesias, Houston  
O6 JaJuan Dawson, Tulane  
O13 Shaun King, Tulane  
O20 Shaun King, Tulane  
O27 Jason McKinley, Houston  
N3 Frank Moreau, Louisville  
Harold Shaw, Southern Miss  
N10 Dan Gonzalez, East Carolina  
N17 Dan Gonzalez, East Carolina  
N24 Harold Shaw, Southern Miss

### DEFENSE

S1 Patrick Surtain, Southern Miss  
S8 Jamaal Alexander, Southern Miss  
S15 Roderick Coleman, East Carolina  
S22 Cincinnati Team  
S29 Artrell Hawkins, Cincinnati  
O6 Tinker Keck Cincinnati  
Adalius Thomas, Southern Miss  
O13 Marchant Kenney, Southern Miss  
O20 Vaughn Washington, Houston  
O27 Phillip Curry, Cincinnati  
N3 Dwight Henry, East Carolina  
N10 Keaton Cromartie, Tulane  
N17 Jeff Kerr, East Carolina  
N24 Michael Jordan, Tulane

### SPECIAL TEAMS

S1 Drew Pairamore, Memphis  
S8 Andrew Bayes, East Carolina  
S15 Arnold Jackson, Louisville  
S22 Brad Hill, Tulane  
S29 Doug Johnson, Cincinnati  
O6 Tinker Keck, Cincinnati  
O13 Brad Palazzo, Tulane  
O20 Sebastian Villarreal, Houston  
O27 Tinker Keck, Cincinnati  
N3 Brad Palazzo, Tulane  
N10 Tinker Keck, Cincinnati  
N17 Don Haselwood, Memphis  
N24 P.J. Franklin, Tulane

## 1996

### OFFENSE

S2 Jerald Sowell, Tulane  
S9 Chad Plummer, Cincinnati  
S16 Antowain Smith, Houston  
S23 Chris Redman, Louisville  
S30 Daryl Royal, Cincinnati  
O7 Antowain Smith, Houston  
O14 Lee Roberts, Southern Miss  
O21 Chad Plummer, Cincinnati  
O28 Robert Cooper, Cincinnati  
N4 Sherrod Gideon, Southern Miss  
N11 Antowain Smith, Houston  
N18 Chuck Clements, Houston  
N25 Jerald Sowell, Tulane

### DEFENSE

S2 Cedric Walthaw, Southern Miss  
S9 Phillip Curry, Cincinnati  
S16 Richard Hogans, Memphis  
S23 Tony Williams, Memphis  
S30 Jeff Posey, Southern Miss  
O7 Louis Hampton, Houston  
Keith Spann, Memphis  
O14 Patrick Surtain, Southern Miss  
O21 Richard Hogans, Memphis  
Marchant Kenney, Southern Miss  
O28 Derrick Singleton, Tulane  
N4 Leland Taylor, Louisville  
N11 Tony Williams, Memphis  
N18 Houston Defense  
N25 Chris Hewitt, Cincinnati

### SPECIAL TEAMS

S2 Tony Esters, Louisville  
S9 Jeremy Borseth, Louisville  
S16 Kendrick Lee, Southern Miss  
S23 Drew Pairamore, Memphis

S30 Eric Richards, Cincinnati  
O7 Ted Lane, Memphis  
O14 David Akers, Louisville  
O21 Steve Smith, Cincinnati  
O28 Jeff Liggon, Tulane  
N4 Sebastian Villarreal, Houston  
N11 Kevin Cobb, Memphis  
N18 Eric Richards, Cincinnati  
N25 Robert Tate, Cincinnati

## 1995

### OFFENSE

S4 Robert Tate, Cincinnati  
S11 Heath Graham, Southern Miss  
S18 Jamaican Dartez, Tulane  
S25 Charles West, Houston  
O2 Marty Lowe, Louisville  
O9 Chuck Clements, Houston  
O16 Joe Borich, Memphis  
O23 Antowain Smith, Houston  
O30 Robert Tate, Cincinnati  
N6 Marty Lowe, Louisville  
N13 Shaun King, Tulane  
N20 Miguel Montano, Louisville

### DEFENSE

S4 Derrick Singleton, Tulane  
S11 Alan Campos, Louisville  
S18 Brad Jackson, Cincinnati  
S25 Cedric Walthaw, Southern Miss  
O2 Sam Garnes, Cincinnati  
O9 Derrick Singleton, Tulane  
O16 Jerome Woods, Memphis  
O23 Muhammed El-Mubarak, Cincinnati  
O30 Richard Hogans, Memphis  
N6 Cedric Anderson, Tulane  
N13 Richard Hogans, Memphis  
N20 Brad Jackson, Cincinnati

### SPECIAL TEAMS

S4 Fred Brock, Southern Miss  
S11 Chris Pierce, Southern Miss  
S18 Chris Pierce, Southern Miss  
S25 Eric Richards, Cincinnati  
O2 Kendrick Hall, Southern Miss  
O9 Eric Richards, Cincinnati  
O16 Chris Pierce, Southern Miss  
O30 Brad Hill, Tulane  
N6 David Akers, Louisville  
N13 Robbie Wheeler, Houston  
N20 Robert Tate, Cincinnati

## ALL-AMERICANS

## 2010

### ASSOCIATED PRESS

**First Team**  
P - Kyle Martens, Rice  
**Second Team**  
AP - Damaris Johnson, Tulsa  
**Third Team**  
K - Danny Hrapmann, Southern Miss  
P - Kyle Martens, Rice

### CBSSPORTS.COM

**Second Team**  
K - Danny Hrapmann, Southern Miss  
KR - Quincy McDuffie, UCF

### COLLEGEFOOTBALLNEWS.COM

**First Team**  
CB - Josh Robinson, UCF  
**Second Team**  
DL - Vinny Curry, Marshall  
K - Danny Hrapmann, Southern Miss  
KR - Quincy McDuffie, UCF  
**Honorable Mention**  
TE - Cody Sparks, Tulane  
LB - Mario Harvey, Marshall  
LB - Ja'Gared Davis, SMU  
P - Kyle Martens, Rice  
KR - Marlon McClure, UTEP  
PR - Josh Robinson, UCF

### PHIL STEELE PUBLICATIONS

**Third Team**  
KR - Quincy McDuffie, UCF  
K - Danny Hrapmann, Southern Miss  
LS - Brandon Long, Rice  
**Fourth Team**  
LB - Mario Harvey, Marshall  
P - Kyle Martens, Rice

### RIVALS.COM

**Second Team**  
AP - Damaris Johnson, Tulsa  
**Third Team**  
K - Danny Hrapmann, Southern Miss  
P - Kyle Martens, Rice

### SI.COM

**Second Team**  
AP - Damaris Johnson, Tulsa  
**Honorable Mention**  
WR - Patrick Edwards, Houston  
WR - Aldrick Robinson, SMU  
DL - Vinny Curry, Marshall  
LB - Mario Harvey, Marshall  
LB - Jamon Hughes, Memphis  
K - Danny Hrapmann, Southern Miss  
P - Kyle Martens, Rice  
R - Quincy McDuffie, UCF  
R - Marlon McClure, UTEP  
AP - Pat Shed, UAB

### WALTER CAMP

**First Team**  
PK - Danny Hrapmann, Southern Miss  
**Second Team**  
P - Kyle Martens, Rice

### COLLEGEFOOTBALLNEWS.COM FRESHMAN

**Honorable Mention**  
QB - Jeff Godfrey, UCF  
QB - David Piland, Houston  
RB - Orleans Darkwa, Tulane  
RB - Kendrick Hardy, Southern Miss  
LB - Shawn Jackson, Tulsa  
DB - Deron Wilson, Southern Miss  
DB - Marco Nelson, Tulsa

### FWAA FRESHMAN

**First Team**  
DB - Marco Nelson, Tulsa  
P - Tom Hornsey, Memphis

### PHIL STEELE PUBLICATIONS FRESHMAN

**Second Team**  
QB - Jeff Godfrey, UCF  
LB - Shawn Jackson, Tulsa  
DB - Deron Wilson, Southern Miss

### Third Team

RB - Orleans Darkwa, Tulane  
DB - Marco Nelson, Tulsa  
P - Tom Hornsey, Memphis

### Fourth Team

RB - Kendrick Hardy, Southern Miss  
DB - Monterise Lovett, Marshall

### Fifth Team

OL - Ricky Hart, Memphis  
DL - Connor Boyett, UAB  
LB - Trevor Black, Marshall  
DB - Mohammed Seisay, Memphis  
K - Chris Boswell, Rice

### RIVALS.COM FRESHMAN

**Second Team**  
LB - Shawn Jackson, Tulsa

## 2009

### ASSOCIATED PRESS

**Third Team**  
P - Matt Reagan, Memphis

**CBSSPORTS.COM**

**Second Team**  
QB - Case Keenum, Houston  
**Third Team**  
P - Matt Dodge, East Carolina

**COLLEGEFOOTBALLNEWS.COM**

**First Team**  
QB - Case Keenum, Houston  
**Second Team**  
P - Matt Dodge, East Carolina  
**Third Team**  
P - Matt Reagan, Memphis  
**Honorable Mention**  
QB - Joe Webb, UAB  
RB - Donald Buckram, UTEP  
WR - James Cleveland, Houston  
TE - Cody Slate, Marshall  
PR - Tracy Lampley, Southern Miss

**PHIL STEELE PUBLICATIONS**

**Second Team**  
QB - Case Keenum, Houston  
**Third Team**  
WR - James Cleveland, Houston  
**Fourth Team**  
RB - Donald Buckram, UTEP  
WR - Emmanuel Sanders, SMU  
P - Matt Dodge, East Carolina

**PRO FOOTBALL WEEKLY**

**Second Team**  
P - Matt Dodge, East Carolina

**RIVALDS.COM**

**Second Team**  
QB - Case Keenum, Houston  
**Third Team**  
P - Matt Dodge, East Carolina

**SI.COM**

**Second Team**  
P - Matt Dodge, East Carolina  
**Honorable Mention**  
QB - Case Keenum, Houston  
RB - Donald Buckram, UTEP  
RB - Curtis Steele, Memphis  
WR - Emmanuel Sanders, SMU  
WR - James Cleveland, Houston  
TE - Cody Slate, Marshall  
DL - Bruce Miller, UCF  
S - Van Eskridge, East Carolina  
KR - Tyron Carrier, Houston  
KR - Dwayne Harris, East Carolina  
AP - Damaris Johnson, Tulsa

**SPORTING NEWS**

**Second Team**  
P - Matt Dodge, East Carolina

**WALTER CAMP**

**Second Team**  
QB - Case Keenum, Houston

**COLLEGEFOOTBALLNEWS.COM FRESHMAN**

**First Team**  
CB - Josh Robinson, UCF  
**Second Team**  
LB - Ronnie Thornton, Southern Miss  
**Third Team**  
RB - Charles Sims, Houston  
**Honorable Mention**  
WR - Antavious Wilson, Marshall  
DL - Mark Dorris, Tulsa  
DL - Dontari Poe, Memphis  
DB - Kemal Ishmail, UCF  
DB - Dexter McCoil, Tulsa

**FWAA FRESHMAN**

**First Team**  
CB - Josh Robinson, UCF

**PHIL STEELE PUBLICATIONS FRESHMAN**

**First Team**  
CB - Josh Robinson, UCF  
**Second Team**

WR - Antavious Wilson, Marshall  
PR - Tracy Lampley, Southern Miss

**RIVALDS.COM FRESHMAN**

**First Team**  
CB - Josh Robinson, UCF  
**Second Team**  
PR - Tracy Lampley, Southern Miss

**SPORTING NEWS FRESHMAN**

**First Team**  
CB - Josh Robinson, UCF  
K - Matt Hogan, Houston

**2008**

**ASSOCIATED PRESS**

**Second Team**  
WR - Jarett Dillard, Rice

**FWAA**

**First Team**  
WR - Jarett Dillard, Rice

**CBSSPORTSLINE.COM**

**First Team**  
WR - Jarett Dillard, Rice

**WALTER CAMP**

**Second Team**  
WR - Jarett Dillard, Rice  
KR - Joe Burnett, UCF

**RIVALDS.COM**

**First Team**  
KR - Joe Burnett, UCF

**SI.COM**

**First Team**  
KR - Joe Burnett, UCF

**PHIL STEELE PUBLICATIONS**

**First Team**  
WR - Jarett Dillard, Rice

**Third Team**

TE - James Casey, Rice  
KR - Joe Burnett, UCF  
K - Jose Martinez, UTEP

**Fourth Team**

DE - Phillip Hunt, Houston

**FWAA FRESHMAN**

**Offense**  
WR - DeAndre Brown, Southern Miss

**Specialists**

ATH - Damaris Johnson, Tulsa

**RIVALDS.COM FRESHMAN**

**First Team**  
WR - DeAndre Brown, Southern Miss  
ATH - Damaris Johnson, Tulsa  
CB - Emanuel Davis, East Carolina  
**Second Team**  
RB - Bryce Beall, Houston

**SPORTING NEWS FRESHMAN**

**First Team**  
KR - Demaris Johnson, Tulsa  
**Second Team**  
RB - Bryce Beall, Houston  
WR - DeAndre Brown, Southern Miss  
CB - Emmanuel Davis, East Carolina  
S - Travis Bradshaw, Rice

**COLLEGEFOOTBALLNEWS.COM FRESHMAN**

**First Team**  
WR - DeAndre Brown, Southern Miss  
DB - Dewuan Bemby, Marshall

**Second Team**

RB - Bryce Beall, Houston  
OT - Tyler Holmes, Tulsa  
DB - Emmanuel Davis, East Carolina

**PRO FOOTBALL HALL OF FAME**

Frank Gatski, OL, Marshall  
Raymond Berry, WR, SMU  
Eric Dickerson, RB, SMU  
Forrest Gregg, OL, SMU  
Lamar Hunt, SMU  
Doak Walker, RB, SMU  
Jim Finks, QB, Tulsa  
Steve Largent, WR, Tulsa  
Bob St. Clair, OT, Tulsa  
Don Maynard, WR, UTEP

**COLLEGE FOOTBALL HALL OF FAME**

Andre Ware, QB, Houston  
Wilson Whitley, DL, Houston  
Bill Yeoman, Coach, Houston  
Mike Barber, WR, Marshall  
Jackie Hunt, HB, Marshall  
Harry "Cy" Young, RB, Marshall  
Buddy Dial, DE, Rice  
Weldon Humble, OG, Rice  
Dick Maegle, HB, Rice  
Bill Wallace, RB, Rice  
James Williams, DE, Rice  
Jess Neely, Coach, Rice  
Matty Bell, Coach, SMU  
Hayden Fry, Coach, SMU  
Jerry LeVias, WR, SMU  
Gerald Mann, QB, SMU  
Don Meredith, QB, SMU  
Ray Morrison, Coach, SMU  
Kyle Rote, RB, SMU  
Doak Walker, RB, SMU  
Bobby Wilson, RB, SMU  
Ray Guy, P, Southern Miss  
Thad "Pie" Vann, Coach, Southern Miss  
Bill Banker, HB, Tulane  
Jerry Dalrymple, DE, Tulane  
Jack Green, OG, Tulane  
Les Lautenschlager, QB, Tulane  
Eddie Price, HB, Tulane  
Monk Simons, HB, Tulane  
Francis Schmidt, Coach, Tulsa  
Glenn Dobbs, TB, Tulsa  
Howard Twilley, WR, Tulsa  
Jerry Rhome, QB, Tulsa

**HEISMAN TROPHY AWARD**

1948 Doak Walker, RB, SMU  
1989 Andre Ware, QB, Houston

**BILETNIKOFF AWARD**

1997 Randy Moss, WR, Marshall

**DOAK WALKER AWARD**

1991 Trevor Cobb, RB, Rice

**LOMBARDI AWARD**

1976 Wilson Whitley, DT, Houston

**LOU GROZA AWARD**

1992 Joe Allison, K, Memphis  
2001 Seth Marler, K, Tulane

**SAMMY BAUGH AWARD**

2009 Case Keenum, QB, Houston

**RAY GUY AWARD**

Award given to the nation's top punter. Named after former Southern Miss punter Ray Guy, considered by many to be the greatest punter of all-time.

**NATIONAL COACH OF THE YEAR**

1991 Bill Lewis, East Carolina  
1996 Bob Pruett, Marshall  
2005 George O'Leary, UCF

#### Honorable Mention

QB - Austin Davis, Southern Miss  
WR - Demaris Johnson, Tulsa  
WR - Tyrone Carrier, Houston  
LB - Marcus McGraw, Houston

#### 2007 CONSENSUS

RB - Kevin Smith, UCF

#### ASSOCIATED PRESS

**First Team**  
RB - Kevin Smith, UCF  
**Third Team**  
RB - Matt Forté, Tulane

#### FWAA

**First Team**  
RB - Kevin Smith, UCF

#### CBSSPORTSLINE.COM

**First Team**  
RB - Kevin Smith, UCF

#### WALTER CAMP

**First Team**  
RB - Kevin Smith, UCF

#### THE SPORTING NEWS

**First Team**  
RB - Kevin Smith, UCF

#### RIVALS.COM

**First Team**  
RB - Kevin Smith, UCF

#### COLLEGEFOOTBALLNEWS.COM

**First Team**  
RB - Kevin Smith, UCF  
**Second Team**  
RB - Matt Forté, Tulane  
**Honorable Mention**  
QB - Paul Smith, Tulsa  
QB - Chase Clement, Rice  
RB - Anthony Alridge, Houston  
RB - Chris Johnson, East Carolina  
WR - Donnie Avery, Houston  
TE - Cody Slate, Marshall

#### SI.COM

**First Team**  
RB - Kevin Smith, UCF  
**Second Team**  
RB - Matt Forté, Tulane  
**Honorable Mention**  
QB - Paul Smith, Tulsa  
WR - Donnie Avery, Houston  
WR - Jarett Dillard, Rice  
TE - Cody Slate, Marshall  
DB - Quitin Demps, UTEP

#### PHIL STEELE PUBLICATIONS

**First Team**  
RB - Kevin Smith, UCF  
**Second Team**  
RB - Donnie Avery, Houston  
**Third Team**  
RB - Matt Forté, Tulane  
**Fourth Team**  
RB - Anthony Alridge, HOU  
WR - Jarrett Dillard, Rice

#### FWAA FRESHMAN

**Offense**  
TE - James Casey, Rice

#### RIVALS.COM FRESHMAN

**Second Team**  
TE - James Casey, Rice

#### SPORTING NEWS FRESHMAN

**Second Team**  
TE - James Casey, Rice

#### Honorable Mention

QB - Case Keenum, Houston  
WR - Trae Johnson, Tulsa  
OL - Andrew Nierman, Tulane  
OL - Dominik Riley, Memphis  
DL - Chetu Ozougue, Rice  
DL - Bruce Miller, UCF  
K - Justin Estes, Southern Miss  
P - Blake Clingan, UCF  
P - Kyle Petersen, UTEP

#### COLLEGEFOOTBALLNEWS.COM

**FRESHMAN**  
**Second Team**  
TE - James Casey, Rice  
WR - Trae Johnson, Tulsa  
**Third Team**  
DE - Scott Solomon, Rice  
**Honorable Mention**  
QB - Case Keenum, Houston  
QB - Trevor Vittatoe, UTEP  
RB - Charles Clay, Tulsa  
DL - Bruce Miller, UCF  
DB - C.J. Bailey, Southern Miss

#### COLLEGE SPORTS REPORT FRESHMAN

**Offense**  
WR - Trae Johnson, Tulsa

#### 2006

**AFCA**  
**First Team**  
WR - Johnnie Lee Higgins, UTEP

#### ASSOCIATED PRESS

**Second Team**  
RB - DeAngelo Williams, Memphis  
WR - Jarett Dillard, Rice  
**Third Team**  
WR - Johnnie Lee Higgins, UTEP

#### CBSSPORTSLINE.COM

**Second Team**  
WR - Jarett Dillard, Rice

#### COLLEGEFOOTBALLNEWS.COM

**Second Team**  
PR - Johnnie Lee Higgins, UTEP  
**Third Team**  
OT - George Batiste, Southern Miss

#### THE SPORTING NEWS

**Second Team**  
WR - Jarett Dillard, Rice

#### WALTER CAMP

**Second Team**  
WR - Jarett Dillard, Rice

#### FWAA FRESHMAN

**First Team**  
RB - Damion Fletcher, Southern Miss  
LB - Gerald McRath, Southern Miss

#### SPORTING NEWS FRESHMAN

**First Team**  
TE - Cody Slate, Marshall  
LB - Gerald McRath, Southern Miss  
**Second Team**  
RB - Damion Fletcher, Southern Miss  
K - Matt Reagan, Memphis  
**Third Team**  
QB - Justin Willis, SMU  
**Honorable Mention**  
WR - Jeremy Williams, Tulane  
OT - Mike Aguayo, UTEP  
OT - Terence Campbell, East Carolina  
C - Jake Seitz, UAB  
DE - Scotty Robinson, East Carolina  
LB - Braxton Amy, UTEP  
LB - Andrew Sendejo, Rice  
K - Clark Fangmeier, Rice  
KR - Emmanuel Sanders, SMU

#### COLLEGE FOOTBALL NEWS.COM

**FRESHMAN**  
**Second Team**  
RB - Damion Fletcher, Southern Miss  
LB - Gerald McRath, Southern Miss  
**Third Team**  
QB - Justin Willis, SMU  
WR - Emmanuel Sanders, SMU  
K - Matt Reagan, Memphis  
**Honorable Mention**  
WR - Duke Calhoun, Memphis  
OT - Terence Campbell, East Carolina

#### 2005

**ESPN THE MAGAZINE ACADEMIC ALL-AMERICAN**  
**First Team**  
TE - Garrett Mills, Tulsa  
**AFCA**  
**First Team**  
RB - DeAngelo Williams, Memphis

#### ASSOCIATED PRESS

**Second Team**  
RB - DeAngelo Williams, Memphis  
**Third Team**  
TE - Garrett Mills, Tulsa

#### CBSSPORTSLINE.COM

**First Team**  
TE - Garrett Mills, Tulsa

#### COLLEGEFOOTBALLNEWS.COM

**Second Team**  
RB - DeAngelo Williams, Memphis  
**Honorable Mention**  
WR - Aundrae Allison, East Carolina  
TE - Garrett Mills, Tulsa  
PK - Darren McCaleb, Southern Miss  
PK - Stephen Gostkowski, Memphis  
KR - Jessie Henderson, SMU

#### SI.COM

**First Team**  
TE - Garrett Mills, Tulsa  
**Second Team**  
RB - DeAngelo Williams, Memphis  
**Third Team**  
LB - Kevis Coley, Southern Miss  
K - Stephen Gostkowski, Memphis  
K - Darren McCaleb, Southern Miss  
P - Luke Johnson, Southern Miss

#### WALTER CAMP FOUNDATION

**First Team**  
RB - DeAngelo Williams, Memphis  
**Second Team**  
TE - Garrett Mills, Tulsa

#### COLLEGE FOOTBALL NEWS.COM

**FRESHMAN**  
**First Team**  
DB - Joe Burnett, UCF  
PR - Joe Burnett, UCF  
**Second Team**  
TE - Shawn Nelson, Southern Miss  
**Third Team**  
S - Jason Venson, UCF  
PR - Jessie Henderson, SMU

#### FWAA/SCRIPPS FRESHMAN

**First Team**  
OL - Robby Felix, UTEP  
DB - Joe Burnett, UCF

#### SPORTING NEWS FRESHMAN

**Third Team**  
TE - Shawn Nelson, Southern Miss  
DB - Joe Burnett, UCF  
PR - Joe Burnett, UCF  
**Honorable Mention**  
RB - DeMyron Martin, SMU  
RB - Kevin Smith, UCF  
TE - Jamar Hunt, UTEP  
OL - Robby Felix, UTEP

OL - Austin Wilkinson, Rice  
DE - Moton Hopkins, Tulsa  
DE - Cody Pree, Houston  
LB - Cody Lubojasky, Houston  
FS - Kenneth Fontenette, Houston

#### 2004

**ABC SPORTS/CINGULAR**  
**First Team**  
LB - Michael Boley, Southern Miss

#### ASSOCIATED PRESS

**Second Team**  
LB - Michael Boley, Southern Miss  
**Third Team**  
RB - DeAngelo Williams, Memphis  
WR - Roddy White, UAB

#### COLLEGEFOOTBALLNEWS.COM

**Second Team**  
LB - Michael Boley, Southern Miss  
RB - DeAngelo Williams, Memphis  
WR - Roddy White, UAB  
**Third Team**  
OL - Travis Leffew, Louisville  
DL - Trent Cole, Cincinnati  
**Honorable Mention**  
QB - Stefan LeFors, Louisville  
WR - J.R. Russell, Louisville  
PK - Stephen Gostkowski, Memphis  
KR - John Eubanks, Southern Miss  
PR - Travis Williams, East Carolina

#### PRO FOOTBALL WEEKLY

**First Team**  
RB - DeAngelo Williams, Memphis  
WR - Roddy White, UAB  
**Honorable Mention**  
QB - Stefan LeFors, Louisville

#### SI.COM

**Second Team**  
LB - Michael Boley, Southern Miss  
RB - DeAngelo Williams, Memphis  
WR - Roddy White, UAB  
**Honorable Mention**  
QB - Stefan LeFors, Louisville  
OL - Anthony Alabi, TCU  
OL - Gene Frederic, Memphis  
DL - Larry McSwain, UAB  
PK - Darren McCaleb, Southern Miss  
KR - John Eubanks, Southern Miss

#### WALTER CAMP FOUNDATION

**Second Team**  
LB - Michael Boley, Southern Miss

#### 2003

**VERIZON/CoSIDA ACADEMIC**  
**First Team**  
Nick Browne, TCU

#### ASSOCIATED PRESS

**Second Team**  
DE - Bo Schobel, TCU  
K - Nick Browne, TCU

#### Third Team

LB - Rod Davis, Southern Miss

#### COLLEGEFOOTBALLNEWS.COM

**Second Team**  
LB - Michael Boley, Southern Miss  
**Third Team**  
DE - Bo Schobel, TCU  
LB - Rod Davis, Southern Miss  
K - Nick Browne, TCU

#### Honorable Mention

KR - John Eubanks, Southern Miss  
PR - Marvin Young, Southern Miss

**FWAA**

**First Team**  
K Nick Browne, TCU

**RIVALS.COM FRESHMAN**

**First Team**  
DE Jermaine McElveen, UAB

**SCRIPPS/FWAA FRESHMAN**

**First Team**  
RB Robert Merrill, TCU

**SI.COM**

**Honorable Mention**  
WR Brandon Middleton, Houston  
DE Bo Schobel, TCU  
LB Rod Davis, Southern Miss  
LB Chris Moore, East Carolina  
S J.R. Reed, USF  
K Nick Browne, TCU

**SPORTING NEWS**

**Second Team**  
LB Rod Davis, Southern Miss  
K Nick Browne, TCU

**SPORTING NEWS FRESHMAN**

**Second Team**  
RB Robert Merrill, TCU  
**Third Team**  
QB Kevin Kolb, Houston  
LB Stephen Nicholas, USF  
K Darren McCaleb, Southern Miss

**WALTER CAMP**

**First Team**  
K Nick Browne, TCU

**2002**

**VERIZON/CoSIDA ACADEMIC**

**First Team**  
Nick Browne, TCU

**ASSOCIATED PRESS**

**Second Team**  
LB LaMarcus McDonald, TCU  
**Third Team**  
LB Rod Davis, Southern Miss

**CNN/SI**

**Second Team**  
DB Etric Pruitt, Southern Miss  
DB Lynaris Elpheage, Tulane  
**Honorable Mention**  
RB Joffrey Reynolds, Houston  
OL Brian Rimpf, East Carolina  
LB Rod Davis, Southern Miss  
LB LaMarcus McDonald, TCU  
K Nick Browne, TCU  
KR Broderick Clark, Louisville

**COLLEGE FOOTBALL NEWS.COM**

**First Team**  
Rod Davis, Southern Miss  
LaMarcus McDonald, TCU

**Second Team**

Etric Pruitt, Southern Miss  
Lynaris Elpheage, Tulane  
Broderick Clark, Louisville

**Honorable Mention**

Nick Browne, TCU  
Jarad Preston, East Carolina  
LaTarence Dunbar, TCU  
Aris Comeaux, Army  
Damien Dorsey, Louisville

**SPORTING NEWS**

**Third Team**  
Rod Davis, Southern Miss

**Fourth Team**

LaMarcus McDonald, TCU  
Etric Pruitt, Southern Miss  
Nick Browne, TCU

**SPORTING NEWS FRESHMAN**

**First Team**  
Broderick Clark, Louisville

**Second Team**

Anthony Cannon, Tulane

**Third Team**

Chris McGee, Tulane  
Cheris Moore, East Carolina

**Fourth Team**

Lonta Hobbs, TCU  
O.C. Collins, Memphis

**2001**

**VERIZON/CoSIDA ACADEMIC**

**First Team**  
Brandon Perdue, Army  
**COLLEGE FOOTBALL NEWS.COM**

**First Team**  
Seth Marler, Tulane

**Second Team**

Leonard Henry, East Carolina  
Dewayne White, Louisville  
Bryan Thomas, UAB

**Honorable Mention**

Dave Ragone, Louisville  
Mewelde Moore, Tulane  
Deion Branch, Louisville

**FOOTBALL NEWS**

**Third Team**  
Leonard Henry, East Carolina  
Dewayne White, Louisville  
Seth Marler, Tulane

**Honorable Mention**

Mewelde Moore, Tulane  
Deion Branch, Louisville  
Bryan Thomas, UAB  
Pernell Griffin, East Carolina  
Chad Williams, Southern Miss  
Dan MacElroy, Army  
Adam Wulfeck, Cincinnati

**FWAA**

**First Team**  
Seth Marler, Tulane

**SPORTING NEWS**

**Third Team**  
Deion Branch, Louisville  
Leonard Henry, East Carolina  
Dewayne White, Louisville

**Fourth Team**

Rod Davis, Southern Miss  
Pernell Griffin, East Carolina  
Seth Marler, Tulane

**SPORTING NEWS FRESHMAN**

**First Team**  
Bobby Hoover, Tulane  
Bobby Leffew, Louisville

**Second Team**

Doug Monaghan, Cincinnati  
Marvin Godbolt, TCU

**Third Team**

Skylor Magee, Southern Miss  
Jermain Woodard, Houston  
James Gaither, Memphis

**Fourth Team**

Gino Guidugli, Cincinnati

**2000**

**VERIZON ACADEMIC**

**ALL-DISTRICT**  
Jeff Kelly, Southern Miss  
Deontey Kenner, Cincinnati

Scott McReady, South Florida  
Curtis Fuller, TCU  
Brandon Perdue, Army

**SECOND-TEAM ALL-AMERICA**

Jeff Kelly, Southern Miss

**CONSENSUS**

Jonathan Ruffin, Cincinnati

**ASSOCIATED PRESS**

**First Team**  
Jonathan Ruffin, Cincinnati  
**Second Team**  
Anthony Floyd, Louisville  
**Third Team**  
Cedric Scott, Southern Miss

**BCSFOOTBALL.COM**

**First Team**  
Jonathan Ruffin, Cincinnati  
**CNN/SI.COM**  
**First Team**  
Jonathan Ruffin, Cincinnati

**COLLEGE FOOTBALL NEWS.COM**

**First Team**  
Jonathan Ruffin, Cincinnati  
**Third Team**  
Wayne Rogers, Houston

**FOOTBALL NEWS**

**Second Team**  
Sherwin Lacewell, East Carolina  
Anthony Floyd, Louisville  
Leo Barnes, Southern Miss  
**Third Team**  
Bernard Robertson, Tulane  
Cedric Scott, Southern Miss  
Wayne Rogers, Houston

**FWAA**

**First Team**  
Jonathan Ruffin, Cincinnati

**SPORTING NEWS**

**First Team**  
Jonathan Ruffin, Cincinnati  
**Third Team**  
Zek Parker, Louisville  
Casey Rousset, Tulane

**WALTER CAMP**

**First Team**  
Jonathan Ruffin, Cincinnati  
Anthony Floyd, Louisville

**FOOTBALL NEWS FRESHMAN ALL-AMERICAN**

**First Team**  
Mewelde Moore, Tulane

**SPORTING NEWS FRESHMAN ALL-AMERICAN**

**Second Team**  
Mewelde Moore, Tulane  
Rod Davis, Southern Miss  
**Third Team**  
Dewayne White, Louisville

**1999**

**CONSENSUS**  
Andrew Bayes, East Carolina

**AFCA**

**First Team**  
Andrew Bayes, East Carolina  
Ibn Green, Louisville

**ASSOCIATED PRESS**

**Second Team**  
Adalius Thomas, Southern Miss  
Rodregis Brooks, UAB

Andrew Bayes, East Carolina

**BCS ONLINE**

**Second Team**  
Adalius Thomas, Southern Miss  
Rodregis Brooks, UAB  
Andrew Bayes, East Carolina

**CBS SPORTSLINE**

**Second Team**  
Adalius Thomas, Southern Miss  
Rodregis Brooks, UAB

**FOOTBALL NEWS**

**Third Team**  
Ibn Green, Louisville  
Adalius Thomas, Southern Miss  
Rodregis Brooks, UAB  
**Honorable Mention**  
Chris Redman, Louisville  
Frank Moreau, Louisville  
Ketric Sanford, Houston  
Arnold Jackson, Louisville  
Todd Pinkston, Southern Miss  
Greg Brown, Houston  
Jeff Kerr, East Carolina  
T.J. Slaughter, Southern Miss  
Andrew Bayes, East Carolina

**FWAA**

**First Team**  
Andrew Bayes, East Carolina

**SPORTS RAMPAGE.COM**

**First Team**  
Adalius Thomas, Southern Miss  
Rodregis Brooks, UAB  
Andrew Bayes, East Carolina  
**Second Team**  
T.J. Slaughter, Southern Miss  
Pernell Griffin, East Carolina

**SPORTING NEWS**

**Second Team**  
Ibn Green, Louisville  
Adalius Thomas, Southern Miss  
Andrew Bayes, East Carolina  
**Third Team**  
Jeff Kerr, East Carolina

**SPORTS RAMPAGE.COM**

**NATIONAL DEFENSIVE PLAYER OF THE YEAR**  
Adalius Thomas, Southern Miss

**WALTER CAMP**

**First Team**  
Andrew Bayes, East Carolina

**GTE Academic All-American**

**Second Team**  
Shaun Castillo, Army

**1998**

**ASSOCIATED PRESS**

**Third Team**  
Ibn Green, Louisville  
Adalius Thomas, Southern Miss

**FOOTBALL NEWS**

**Second Team**  
Ibn Green, Louisville  
**Third Team**  
Shaun King, Tulane  
Adalius Thomas, Southern Miss  
**Honorable Mention**  
Chris Redman, Louisville  
Leroy Collins, Louisville  
Derrick Nix, Southern Miss  
Sherron Gideon, Southern Miss  
P.J. Franklin, Tulane  
Ryan White, Memphis  
Louis Hampton, Houston

Mike McKenzie, Memphis  
Kenny Dale Rowland, Army  
Andrew Bayes, East Carolina  
Graham White, Army

## SPORTING NEWS

### Second Team

Ibn Green, Louisville

## COLLEGE SPORTS NEWS

### First Team

Ibn Green, Louisville

### Second Team

Shaun King, Tulane

### Third Team

Adalius Thomas, Southern Miss

### Honorable Mention

Chris Redman, Louisville

Leroy Collins, Louisville

Derrick Nix, Southern Miss

Ketric Sanford, Houston

P.J. Franklin, Tulane

Sherrrod Gideon, Southern Miss

Arnold Jackson, Louisville

Jerrian James, Houston

Buck Collins, East Carolina

Henry McClendon, Southern Miss

Danny Moore, East Carolina

Rick Nord, Louisville

Brian Uhl, Cincinnati

Ryan White, Memphis

Roderick Coleman, East Carolina

Ty Trahan, Southern Miss

Michael Jordan, Tulane

Mike McKenzie, Memphis

Antonio Roundtree, Louisville

Kenny Dale Rowland, Army

Graham White, Army

## SPORTING NEWS FRESHMAN

### ALL-AMERICAN

#### First Team

Derrick Nix, Southern Miss

Ryan White, Memphis

#### Second Team

Pernell Griffin, East Carolina

#### Third Team

Artis Hicks, Memphis

Corey Sewell, Tulane

Danny Adams, Cincinnati

## FOOTBALL NEWS FRESHMAN

### ALL-AMERICAN

#### First Team

Ryan White, Memphis

Corey Sewell, Tulane

Pernell Griffin, East Carolina

## 1997

### ASSOCIATED PRESS

#### Second Team

Ben Fricke, Houston

#### Third Team

Brad Palazzo, Tulane

Patrick Surtain, Southern Miss

## FOOTBALL WRITERS ASSOC. OF AMERICA

### First Team

Ben Fricke, Houston

## SPORTING NEWS

### Second Team

Ben Fricke, Houston

Patrick Surtain, Southern Miss

### Third Team

Brad Jackson, Cincinnati

Brad Palazzo, Tulane

## FOOTBALL NEWS

### Second Team

Patrick Surtain, Southern Miss



### Third Team

Jason Fabini, Cincinnati

Brad Jackson, Cincinnati

Brad Palazzo, Tulane

### Honorable Mention

Marquis Bowling, Memphis

Jajuan Dawson, Tulane

Ben Fricke, Houston

Kendrick Gholston, Louisville

Ibn Green, Louisville

Dwight Henry, East Carolina

Brad Hill, Tulane

Tinker Keck, Cincinnati

Danny Moore, East Carolina

Sebastian Villarreal, Houston

## SPORTING NEWS FRESHMAN

### ALL-AMERICAN

#### First Team

John Nix, Southern Miss

Kamal Shakir, Memphis

#### Second Team

Orlando Iglesias, Houston

## GTE/CoSIDA ACADEMIC ALL-AMERICAN

### First Team

Jeremy Lindley, Southern Miss

John Kobalka, Cincinnati

## NACDA SCHOLAR-ATHLETE

Jeremy Lindley, Southern Miss

## 1996

### ASSOCIATED PRESS

#### Third Team

Sam Madison, Louisville

Tyrus McCloud, Louisville

## FOOTBALL NEWS

### First Team

Sam Madison, Louisville

### Second Team

Tyrus McCloud, Louisville

### Third Team

Marchant Kenney, Southern Miss

### Honorable Mention

Antowain Smith, Houston

## SPORTING NEWS

### Second Team

Tyrus McCloud, Louisville

## SPORTING NEWS FRESHMAN

### ALL-AMERICA TEAM

Adalius Thomas, Southern Miss

## COLLEGE FOOTBALL CHRONICLE

### UNsung HERO ALL-AMERICA TEAM

Karr Shannon, Southern Miss

## C-USA ALL-DECADE TEAM

Named in December 2004 in conjunction with Conference USA's 10th Anniversary, the All-Decade Team celebrated the top performers of the league's first 10 seasons.

## OFFENSE

Dave Ragone, QB, Louisville (1999-2002)

Jason Fabini, OL, Cincinnati (1995-97)

Ketric Sanford, RB, Houston (1996-99)

Ibn Green, TE, Louisville (1996-1999)

Arnold Jackson, WR, Louisville (1997-2000)

Chris Redman, QB, Louisville (1996-1999)

DeAngelo Williams, RB, Memphis (2002-2005)

Derrick Nix, RB, Southern Miss (1998-00, 02)

Sherrrod Gideon, WR, Southern Miss (1996-99)

Shaun King, QB, Tulane (1995-98)

Mewelde Moore, RB, Tulane (2000-03)

## DEFENSE

Antwan Peek, DE, Cincinnati (1998, 2000-02)

Pernell Griffin, LB, East Carolina (1998-2001)

Tyrus McCloud, LB, Louisville (1995-1996)

Dewayne White, DE, Louisville (2000-2002)

Michael Boley, LB, Southern Miss (2001-2004)

Rod Davis, LB, Southern Miss (2000-03)

Patrick Surtain, Southern Miss (1996-97)

Adalius Thomas, DE, Southern Miss (1996-99)

Bo Schobel, DE, TCU (2001-2003)

Bryan Thomas, DE, UAB (1998-01)

## SPECIAL TEAMS

Jonathan Ruffin, K, Cincinnati (1999-02)

Eric Booth, KR, Southern Miss (1994-97)

John Eubanks, KR, Southern Miss (2002-04)

Nick Browne, K, TCU (2001-03)

Seth Marler, K, Tulane (1999-02)

## C-USA FOOTBALL PLAYER OF THE DECADE

Dave Ragone, QB, Louisville (1999-2002)

## C-USA FOOTBALL COACH OF THE DECADE

Jeff Bower, Southern Miss (1991 - 2007)



# TEAM YEAR-BY-YEAR RESULTS

## East Carolina

| YEAR | COACH              | OVERALL | C-USA | BOWL             |
|------|--------------------|---------|-------|------------------|
| 2010 | Ruffin McNeill     | 6-7-0   | 5-3   | Military         |
| 2009 | Skip Holtz         | 9-5-0   | 7-1   | Liberty          |
| 2008 | Skip Holtz         | 9-5-0   | 6-2   | Liberty          |
| 2007 | Skip Holtz         | 8-5-0   | 6-2   | Sheraton Hawai'i |
| 2006 | Skip Holtz         | 7-6-0   | 5-3   | Papajohns.com    |
| 2005 | Skip Holtz         | 5-6-0   | 4-4   |                  |
| 2004 | John Thompson      | 2-9-0   | 2-6   |                  |
| 2003 | John Thompson      | 1-11-0  | 1-7   |                  |
| 2002 | Steve Logan        | 4-8-0   | 4-4   |                  |
| 2001 | Steve Logan        | 6-6-0   | 5-2   | GMAC             |
| 2000 | Steve Logan        | 8-4-0   | 5-2   | galleryfurniture |
| 1999 | Steve Logan        | 9-3-0   | 4-2   | Mobile Alabama   |
| 1998 | Steve Logan        | 6-5-0   | 3-3   |                  |
| 1997 | Steve Logan        | 5-6-0   | 4-2   |                  |
| 1996 | Steve Logan        | 8-3-0   |       |                  |
| 1995 | Steve Logan        | 9-3-0   |       | Liberty          |
| 1994 | Steve Logan        | 7-5-0   |       | Liberty          |
| 1993 | Steve Logan        | 2-9-0   |       |                  |
| 1992 | Steve Logan        | 5-6-0   |       |                  |
| 1991 | Bill Lewis         | 11-1-0  |       | Peach            |
| 1990 | Bill Lewis         | 5-6-0   |       |                  |
| 1989 | Bill Lewis         | 6-5-0   |       |                  |
| 1988 | Art Baker          | 3-8-0   |       |                  |
| 1987 | Art Baker          | 5-6-0   |       |                  |
| 1986 | Art Baker          | 3-8-0   |       |                  |
| 1985 | Art Baker          | 2-9-0   |       |                  |
| 1984 | Ed Emory           | 2-9-0   |       |                  |
| 1983 | Ed Emory           | 8-3-0   |       |                  |
| 1982 | Ed Emory           | 7-4-0   |       |                  |
| 1981 | Ed Emory           | 5-6-0   |       |                  |
| 1980 | Ed Emory           | 4-7-0   |       |                  |
| 1979 | Pat Dye            | 7-3-11  |       | Independence     |
| 1978 | Pat Dye            | 9-3-0   |       |                  |
| 1977 | Pat Dye            | 8-3-0   |       |                  |
| 1976 | Pat Dye            | 9-2-0   |       |                  |
| 1975 | Pat Dye            | 8-3-0   |       |                  |
| 1974 | Pat Dye            | 7-4-0   |       |                  |
| 1973 | Sonny Randle       | 9-2-0   |       |                  |
| 1972 | Sonny Randle       | 9-2-0   |       |                  |
| 1971 | Sonny Randle       | 4-6-0   |       |                  |
| 1970 | Mike McGee         | 3-8-0   |       |                  |
| 1969 | Clarence Stasavich | 2-7-0   |       |                  |
| 1968 | Clarence Stasavich | 4-6-0   |       |                  |
| 1967 | Clarence Stasavich | 8-2-0   |       |                  |
| 1966 | Clarence Stasavich | 4-5-1   |       |                  |
| 1965 | Clarence Stasavich | 9-1-0   |       | Tangerine        |
| 1964 | Clarence Stasavich | 9-1-0   |       | Tangerine        |
| 1963 | Clarence Stasavich | 9-1-0   |       | Eastern          |
| 1962 | Clarence Stasavich | 5-4-0   |       |                  |
| 1961 | Jack Boone         | 5-4-1   |       |                  |
| 1960 | Jack Boone         | 7-3-0   |       |                  |
| 1959 | Jack Boone         | 5-6-0   |       |                  |
| 1958 | Jack Boone         | 6-4-0   |       |                  |
| 1957 | Jack Boone         | 1-8-0   |       |                  |
| 1956 | Jack Boone         | 2-6-1   |       |                  |
| 1955 | Jack Boone         | 4-5-0   |       |                  |
| 1954 | Jack Boone         | 5-4-1   |       | Elks             |
| 1953 | Jack Boone         | 8-2-0   |       |                  |
| 1952 | Jack Boone         | 6-3-2   |       | Lions            |
| 1951 | Bill Dole          | 4-6-0   |       |                  |
| 1950 | Bill Dole          | 7-3-0   |       |                  |
| 1949 | Bill Dole          | 4-5-1   |       |                  |
| 1948 | Jim Johnson        | 0-9-0   |       |                  |
| 1947 | Jim Johnson        | 3-6-0   |       |                  |
| 1946 | Jim Johnson        | 5-3-1   |       |                  |
| 1941 | John Christenberry | 7-0-0   |       |                  |
| 1940 | John Christenberry | 5-3-0   |       |                  |
| 1939 | O.A. Hankner       | 0-8-0   |       |                  |
| 1938 | J.D. Alexander     | 1-6-1   |       |                  |
| 1937 | J.D. Alexander     | 2-5-0   |       |                  |
| 1936 | Bo Farley          | 2-2-0   |       |                  |
| 1935 | G.L. Mathis        | 3-3-0   |       |                  |
| 1934 | G.L. Mathis        | 1-4-1   |       |                  |
| 1933 | Kenneth Beatty     | 1-5-0   |       |                  |
| 1932 | Kenneth Beatty     | 0-5-0   |       |                  |

## Houston

| YEAR | COACH        | OVERALL | C-USA | BOWL         |
|------|--------------|---------|-------|--------------|
| 2010 | Kevin Smith  | 5-7     | 4-4   |              |
| 2009 | Kevin Sumlin | 10-4    | 6-2   | Armed Forces |
| 2008 | Kevin Sumlin | 8-5-0   | 6-2   | Armed Forces |
| 2007 | Art Briles   | 8-5-0   | 6-2   | Texas        |
| 2006 | Art Briles   | 10-4-0  | 7-1   | Liberty      |
| 2005 | Art Briles   | 6-6-0   | 4-4   | Fort Worth   |

|      |                |        |     |              |
|------|----------------|--------|-----|--------------|
| 2004 | Art Briles     | 3-8-0  | 3-5 |              |
| 2003 | Art Briles     | 7-6-0  | 4-4 | Hawai'i      |
| 2002 | Dana Dimel     | 5-7-0  | 3-5 |              |
| 2001 | Dana Dimel     | 0-11-0 | 0-7 |              |
| 2000 | Dana Dimel     | 3-8-0  | 2-5 |              |
| 1999 | Kim Helton     | 7-4-0  | 3-3 |              |
| 1998 | Kim Helton     | 3-8-0  | 2-4 |              |
| 1997 | Kim Helton     | 3-8-0  | 2-4 |              |
| 1996 | Kim Helton     | 7-5-0  | 4-1 | Liberty      |
| 1995 | Kim Helton     | 2-9-0  |     |              |
| 1994 | Kim Helton     | 1-10-0 |     |              |
| 1993 | Kim Helton     | 1-9-1  |     |              |
| 1992 | John Jenkins   | 4-7-0  |     |              |
| 1991 | John Jenkins   | 4-7-0  |     |              |
| 1990 | John Jenkins   | 10-1-0 |     |              |
| 1989 | Jack Pardee    | 9-2-0  |     |              |
| 1988 | Jack Pardee    | 9-3-0  |     | Aloha        |
| 1987 | Jack Pardee    | 4-6-1  |     |              |
| 1986 | Bill Yeoman    | 1-10-0 |     |              |
| 1985 | Bill Yeoman    | 4-7-0  |     |              |
| 1984 | Bill Yeoman    | 7-5-0  |     | Cotton       |
| 1983 | Bill Yeoman    | 4-7-0  |     |              |
| 1982 | Bill Yeoman    | 5-5-1  |     |              |
| 1981 | Bill Yeoman    | 7-4-1  |     | Sun          |
| 1980 | Bill Yeoman    | 7-5-0  |     | Garden State |
| 1979 | Bill Yeoman    | 11-1-0 |     | Cotton       |
| 1978 | Bill Yeoman    | 9-3-0  |     | Cotton       |
| 1977 | Bill Yeoman    | 6-5-0  |     |              |
| 1976 | Bill Yeoman    | 10-2-0 |     | Cotton       |
| 1975 | Bill Yeoman    | 2-8-0  |     |              |
| 1974 | Bill Yeoman    | 8-3-1  |     | Bluebonnet   |
| 1973 | Bill Yeoman    | 11-1-0 |     | Bluebonnet   |
| 1972 | Bill Yeoman    | 6-4-1  |     |              |
| 1971 | Bill Yeoman    | 9-3-0  |     | Bluebonnet   |
| 1970 | Bill Yeoman    | 8-3-0  |     |              |
| 1969 | Bill Yeoman    | 9-2-0  |     | Bluebonnet   |
| 1968 | Bill Yeoman    | 6-2-2  |     |              |
| 1967 | Bill Yeoman    | 7-3-0  |     |              |
| 1966 | Bill Yeoman    | 8-2-0  |     |              |
| 1965 | Bill Yeoman    | 4-5-1  |     |              |
| 1964 | Bill Yeoman    | 2-6-1  |     |              |
| 1963 | Bill Yeoman    | 2-8-0  |     |              |
| 1962 | Bill Yeoman    | 7-4-0  |     | Tangerine    |
| 1961 | Hal Lahar      | 5-4-1  |     |              |
| 1960 | Hal Lahar      | 6-4-0  |     |              |
| 1959 | Hal Lahar      | 3-7-0  |     |              |
| 1958 | Hal Lahar      | 5-4-0  |     |              |
| 1957 | Hal Lahar      | 5-4-1  |     |              |
| 1956 | Bill Meek      | 7-2-1  |     |              |
| 1955 | Bill Meek      | 6-4-0  |     |              |
| 1954 | Clyde Lee      | 5-5-0  |     |              |
| 1953 | Clyde Lee      | 4-4-1  |     |              |
| 1952 | Clyde Lee      | 8-2-0  |     |              |
| 1951 | Clyde Lee      | 6-5-0  |     | Salad        |
| 1950 | Clyde Lee      | 4-6-0  |     |              |
| 1949 | Clyde Lee      | 5-4-1  |     |              |
| 1948 | Clyde Lee      | 5-6-0  |     |              |
| 1947 | Jewell Wallace | 3-8-0  |     |              |
| 1946 | Jewell Wallace | 4-6-0  |     |              |

## Marshall

| YEAR                               | COACH         | OVERALL | C-USA | BOWL           |
|------------------------------------|---------------|---------|-------|----------------|
| 2010                               | Doc Holliday  | 5-7-0   | 4-4   |                |
| 2009                               | Mark Snyder   | 7-6-0   | 4-4   | Little Ceasars |
| 2008                               | Mark Snyder   | 4-8-0   | 3-5   |                |
| 2007                               | Mark Snyder   | 3-9-0   | 3-5   |                |
| 2006                               | Mark Snyder   | 5-7-0   | 4-4   |                |
| 2005                               | Mark Snyder   | 4-7-0   | 3-5   |                |
| 2004                               | Bob Pruett    | 6-6-0   |       | Fort Worth     |
| 2003                               | Bob Pruett    | 8-4-0   |       |                |
| 2002                               | Bob Pruett    | 11-2-0  |       | GMAC           |
| 2001                               | Bob Pruett    | 11-2-0  |       | GMAC           |
| 2000                               | Bob Pruett    | 8-5-0   |       | Motor City     |
| 1999                               | Bob Pruett    | 13-0-0  |       | Motor City     |
| 1998                               | Bob Pruett    | 12-1-0  |       | Motor City     |
| *1997                              | Bob Pruett    | 10-3-0  |       | Motor City     |
| 1996                               | Bon Pruett    | 15-0-0  |       |                |
| (Division I-AA National Champions) |               |         |       |                |
| 1995                               | Jim Donnan    | 12-3-0  |       |                |
| 1994                               | Jim Donnan    | 12-2-0  |       |                |
| 1993                               | Jim Donnan    | 11-4-0  |       |                |
| 1992                               | Jim Donnan    | 12-3-0  |       |                |
| (Division I-AA National Champions) |               |         |       |                |
| 1991                               | Jim Donnan    | 11-4-0  |       |                |
| 1990                               | Jim Donnan    | 6-5-0   |       |                |
| 1989                               | George Chaump | 6-5-0   |       |                |
| 1988                               | George Chaump | 11-2-0  |       |                |

|         |                                     |        |  |  |
|---------|-------------------------------------|--------|--|--|
| 1987    | George Chaump                       | 10-5-0 |  |  |
| 1986    | George Chaump                       | 6-4-1  |  |  |
| 1985    | Stan Parrish                        | 7-3-1  |  |  |
| 1984    | Stan Parrish                        | 6-5-0  |  |  |
| 1983    | Sonny Randle                        | 4-7-0  |  |  |
| 1982    | Sonny Randle                        | 3-8-0  |  |  |
| 1981    | Sonny Randle                        | 2-9-0  |  |  |
| 1980    | Sonny Randle                        | 2-8-1  |  |  |
| 1979    | Sonny Randle                        | 1-10-0 |  |  |
| 1978    | Frank Elwood                        | 1-10-0 |  |  |
| 1977    | Frank Elwood                        | 2-9-0  |  |  |
| 1976    | Frank Elwood                        | 5-6-0  |  |  |
| 1975    | Frank Elwood                        | 2-9-0  |  |  |
| 1974    | Jack Lengyel                        | 1-10-0 |  |  |
| 1973    | Jack Lengyel                        | 4-7-0  |  |  |
| 1972    | Jack Lengyel                        | 2-8-0  |  |  |
| 1971    | Jack Lengyel                        | 2-8-0  |  |  |
| 1970    | Rick Tolley                         | 3-6-0  |  |  |
| 1969    | Rick Tolley                         | 3-7-0  |  |  |
| 1968    | Perry Moss                          | 0-9-1  |  |  |
| 1967    | Charlie Snyder                      | 0-10-0 |  |  |
| 1966    | Charlie Snyder                      | 2-8-0  |  |  |
| 1965    | Charlie Snyder                      | 5-5-0  |  |  |
| 1964    | Charlie Snyder                      | 7-3-0  |  |  |
| 1963    | Charlie Snyder                      | 5-4-1  |  |  |
| 1962    | Charlie Snyder                      | 4-6-0  |  |  |
| 1961    | Charlie Snyder                      | 2-7-1  |  |  |
| 1960    | Charlie Snyder                      | 2-7-1  |  |  |
| 1959    | Charlie Snyder                      | 1-8-0  |  |  |
| 1958    | Herb Royer                          | 3-6-0  |  |  |
| 1957    | Herb Royer                          | 6-3-0  |  |  |
| 1956    | Herb Royer                          | 3-6-0  |  |  |
| 1955    | Herb Royer                          | 3-6-0  |  |  |
| 1954    | Herb Royer                          | 4-5-0  |  |  |
| 1953    | Herb Royer                          | 2-5-2  |  |  |
| 1952    | Pete Pedersen                       | 2-7-2  |  |  |
| 1951    | Pete Pedersen                       | 5-4-1  |  |  |
| 1950    | Pete Pedersen                       | 2-8-0  |  |  |
| 1949    | Cam Henderson                       | 6-4-0  |  |  |
| 1948    | Cam Henderson                       | 2-7-1  |  |  |
| 1947    | Cam Henderson                       | 9-3-0  |  |  |
| 1946    | Cam Henderson                       | 2-7-1  |  |  |
| 1943-45 | No football because of World War II |        |  |  |
| 1942    | Cam Henderson                       | 1-7-1  |  |  |
| 1941    | Cam Henderson                       | 7-1-0  |  |  |
| 1940    | Cam Henderson                       | 8-2-0  |  |  |
| 1939    | Cam Henderson                       | 9-2-0  |  |  |
| 1938    | Cam Henderson                       | 5-4-0  |  |  |
| 1937    | Cam Henderson                       | 9-0-1  |  |  |
| 1936    | Cam Henderson                       | 6-3-1  |  |  |
| 1935    | Cam Henderson                       | 4-6-0  |  |  |
| 1934    | Tom Dandeleit                       | 3-6-0  |  |  |
| 1933    | Tom Dandeleit                       | 3-5-1  |  |  |
| 1932    | Tom Dandeleit                       | 6-2-1  |  |  |
| 1931    | Tom Dandeleit                       | 6-3-0  |  |  |
| 1930    | Johnny Maulbetsch                   | 3-5-1  |  |  |
| 1929    | Johnny Maulbetsch                   | 5-3-1  |  |  |
| 1928    | Charles Tallman                     | 8-1-1  |  |  |
| 1927    | Charles Tallman                     | 5-3-1  |  |  |
| 1926    | Charles Tallman                     | 5-4-1  |  |  |
| 1925    | Charles Tallman                     | 4-1-4  |  |  |
| 1924    | Russell Meredith                    | 4-4-0  |  |  |
| 1923    | Harrison Briggs                     | 1-7-0  |  |  |
| 1922    | Kemper Shelton                      | 5-4-0  |  |  |
| 1921    | Kemper Shelton                      | 5-4-0  |  |  |
| 1920    | Herbert Cramer                      | 0-8-0  |  |  |
| 1919    | Archer Reilly                       | 8-0-0  |  |  |
| 1918    | No football because of World War I  |        |  |  |
| 1917    | Carl Shipley                        | 1-7-1  |  |  |
| 1916    | Boyd Chambers                       | 7-2-1  |  |  |
| 1915    | Boyd Chambers                       | 1-7-0  |  |  |
| 1914    | Boyd Chambers                       | 5-4-0  |  |  |
| 1913    | Boyd Chambers                       | 3-4-0  |  |  |
| 1912    | Boyd Chambers                       | 3-4-0  |  |  |
| 1911    | Boyd Chambers                       | 4-1-1  |  |  |
| 1910    | Boyd Chambers                       | 5-1-1  |  |  |
| 1909    | Boyd Chambers                       | 3-2-1  |  |  |
| 1908    | W.G. Vinal                          | 0-6-0  |  |  |
| 1907    | No Paid Coach                       | 3-2-1  |  |  |
| 1906    | Pearl Rardin                        | 4-0-1  |  |  |
| 1905    | Alfred McCary                       | 6-2-0  |  |  |
| 1904    | George Ford                         | 1-3-3  |  |  |
| 1903    | George Ford                         | 3-1-1  |  |  |
| 1902    | No Paid Coach                       | 5-0-2  |  |  |
| 1901    | No Paid Coach                       | 2-0-1  |  |  |
| 1900    | No Paid Coach                       | 2-0-1  |  |  |
| 1899    | No Paid Coach                       | 0-0-1  |  |  |
| 1898    | No Paid Coach                       | 4-1-0  |  |  |



1897 No Paid Coach 0-3-0  
 1896 No game results available  
 1895 No Paid Coach 0-1-1  
 \*Moved up to Division-IA from Division 1-AA

## Memphis

| YEAR | COACH            | OVERALL | C-USA | BOWL           |
|------|------------------|---------|-------|----------------|
| 2010 | Larry Porter     | 1-11-0  | 0-8   |                |
| 2009 | Tommy West       | 2-10-0  | 1-7   |                |
| 2008 | Tommy West       | 6-7-0   | 4-4   | St. Petersburg |
| 2007 | Tommy West       | 7-6-0   | 6-2   | New Orleans    |
| 2006 | Tommy West       | 2-10-0  | 1-7   |                |
| 2005 | Tommy West       | 7-5-0   | 5-3   | Motor City     |
| 2004 | Tommy West       | 8-4-0   | 5-3   | GMAC           |
| 2003 | Tommy West       | 9-4-0   | 5-3   | New Orleans    |
| 2002 | Tommy West       | 3-9-0   | 2-6   |                |
| 2001 | Tommy West       | 5-6-0   | 3-4   |                |
| 2000 | Rip Scherer      | 4-7-0   | 2-5   |                |
| 1999 | Rip Scherer      | 5-6-0   | 4-2   |                |
| 1998 | Rip Scherer      | 2-9-0   | 1-5   |                |
| 1997 | Rip Scherer      | 4-7-0   | 2-3   |                |
| 1996 | Rip Scherer      | 4-7-0   | 2-4   |                |
| 1995 | Rip Scherer      | 3-8-0   |       |                |
| 1994 | Chuck Stobart    | 6-5-0   |       |                |
| 1993 | Chuck Stobart    | 6-5-0   |       |                |
| 1992 | Chuck Stobart    | 6-5-0   |       |                |
| 1991 | Chuck Stobart    | 5-6-0   |       |                |
| 1990 | Chuck Stobart    | 4-6-1   |       |                |
| 1989 | Chuck Stobart    | 2-9-0   |       |                |
| 1988 | Charlie Bailey   | 6-5-0   |       |                |
| 1987 | Charlie Bailey   | 5-5-1   |       |                |
| 1986 | Charlie Bailey   | 1-10-0  |       |                |
| 1985 | Ray Dempsey      | 2-7-2   |       |                |
| 1984 | Ray Dempsey      | 5-5-1   |       |                |
| 1983 | Rex Dockery      | 6-4-1   |       |                |
| 1982 | Rex Dockery      | 1-10-0  |       |                |
| 1981 | Rex Dockery      | 1-10-0  |       |                |
| 1980 | R. Williamson    | 2-9-0   |       |                |
| 1979 | R. Williamson    | 5-6-0   |       |                |
| 1978 | R. Williamson    | 4-7-0   |       |                |
| 1977 | R. Williamson    | 6-5-0   |       |                |
| 1976 | R. Williamson    | 7-4-0   |       |                |
| 1975 | R. Williamson    | 7-4-0   |       |                |
| 1974 | Fred Pancoast    | 7-4-0   |       |                |
| 1973 | Fred Pancoast    | 8-3-0   |       |                |
| 1972 | Fred Pancoast    | 5-5-1   |       |                |
| 1971 | Billy J. Murphy  | 5-6-0   |       | Pasadena       |
| 1970 | Billy J. Murphy  | 6-4-0   |       |                |
| 1969 | Billy J. Murphy  | 8-2-0   |       |                |
| 1968 | Billy J. Murphy  | 6-4-0   |       |                |
| 1967 | Billy J. Murphy  | 6-3-0   |       |                |
| 1966 | Billy J. Murphy  | 7-2-0   |       |                |
| 1965 | Billy J. Murphy  | 5-5-0   |       |                |
| 1964 | Billy J. Murphy  | 5-4-0   |       |                |
| 1963 | Billy J. Murphy  | 9-0-1   |       |                |
| 1962 | Billy J. Murphy  | 8-1-0   |       |                |
| 1961 | Billy J. Murphy  | 8-2-0   |       |                |
| 1960 | Billy J. Murphy  | 8-2-0   |       |                |
| 1959 | Billy J. Murphy  | 6-4-0   |       |                |
| 1958 | Billy J. Murphy  | 4-5-0   |       |                |
| 1957 | Ralph Hatley     | 6-4-0   |       |                |
| 1956 | Ralph Hatley     | 5-4-1   |       | Burley         |
| 1955 | Ralph Hatley     | 2-7-0   |       |                |
| 1954 | Ralph Hatley     | 3-4-3   |       |                |
| 1953 | Ralph Hatley     | 6-4-0   |       |                |
| 1952 | Ralph Hatley     | 2-7-0   |       |                |
| 1951 | Ralph Hatley     | 5-3-0   |       |                |
| 1950 | Ralph Hatley     | 9-2-0   |       |                |
| 1949 | Ralph Hatley     | 9-1-0   |       |                |
| 1948 | Ralph Hatley     | 6-5-0   |       |                |
| 1947 | Ralph Hatley     | 6-2-1   |       |                |
| 1946 | Charlie Jamerson | 2-7-0   |       |                |
| 1945 | C.C. Humphreys   | 6-3-0   |       |                |
| 1944 | C.C. Humphreys   | 5-5-0   |       |                |
| 1943 | C.C. Humphreys   | 3-7-0   |       |                |
| 1942 | Allyn McKeen     | 10-0-0  |       |                |
| 1941 | Allyn McKeen     | 3-6-0   |       |                |
| 1940 | Zach Curlin      | 0-9-0   |       |                |
| 1939 | Zach Curlin      | 1-6-1   |       |                |
| 1938 | Zach Curlin      | 3-3-2   |       |                |
| 1937 | Zach Curlin      | 7-1-1   |       |                |
| 1936 | Zach Curlin      | 4-5-0   |       |                |
| 1935 | Zach Curlin      | 2-5-2   |       |                |
| 1934 | Zach Curlin      | 6-3-1   |       |                |
| 1933 | Zach Curlin      | 8-0-2   |       |                |
| 1932 | Zach Curlin      | 5-3-2   |       |                |
| 1931 | Zach Curlin      | 5-3-1   |       |                |
| 1930 | Zach Curlin      | 1-8-0   |       |                |
| 1929 | Zach Curlin      | 0-7-1   |       |                |
| 1928 | Zach Curlin      | 1-7-1   |       |                |
| 1927 | Zach Curlin      | 6-3-0   |       |                |
| 1926 | Lester Barnard   |         |       |                |

|      |                 |       |  |  |
|------|-----------------|-------|--|--|
| 1922 | Lester Barnard  | 5-2-3 |  |  |
| 1921 | Rollin Wilson   | 4-5-1 |  |  |
| 1920 | Elmore George   | 0-5-0 |  |  |
| 1919 | V.M. Campbell   | 3-4-0 |  |  |
| 1918 | John Childerson | 2-4-0 |  |  |
| 1917 | V.M. Campbell   | 3-2-0 |  |  |
| 1916 | Tom Shea        | 2-3-1 |  |  |
| 1915 | Clyde Wilson    | 4-3-0 |  |  |
| 1914 | Clyde Wilson    | 3-5-0 |  |  |
| 1913 | Clyde Wilson    | 1-2-0 |  |  |
| 1912 | Clyde Wilson    | 1-2-1 |  |  |

## Rice

| YEAR | COACH          | OVERALL | C-USA | BOWL        |
|------|----------------|---------|-------|-------------|
| 2010 | David Bailiff  | 4-8=0   | 3-5   |             |
| 2009 | David Bailiff  | 2-10-0  | 2-6   |             |
| 2008 | David Bailiff  | 10-3-0  | 7-1   | Texas       |
| 2007 | David Bailiff  | 3-9-0   | 3-5   |             |
| 2006 | Todd Graham    | 7-6-0   | 6-2   | New Orleans |
| 2005 | Ken Hatfield   | 1-10-0  | 1-7   |             |
| 2004 | Ken Hatfield   | 3-8-0   |       |             |
| 2003 | Ken Hatfield   | 5-7-0   |       |             |
| 2002 | Ken Hatfield   | 4-7-0   |       |             |
| 2001 | Ken Hatfield   | 8-4-0   |       |             |
| 2000 | Ken Hatfield   | 3-8-0   |       |             |
| 1999 | Ken Hatfield   | 5-6-0   |       |             |
| 1998 | Ken Hatfield   | 5-6-0   |       |             |
| 1997 | Ken Hatfield   | 7-4-0   |       |             |
| 1996 | Ken Hatfield   | 7-4-0   |       |             |
| 1995 | Ken Hatfield   | 2-8-1   |       |             |
| 1994 | Ken Hatfield   | 5-6-0   |       |             |
| 1993 | Fred Goldsmith | 6-5-0   |       |             |
| 1992 | Fred Goldsmith | 6-5-0   |       |             |
| 1991 | Fred Goldsmith | 4-7-0   |       |             |
| 1990 | Fred Goldsmith | 5-6-0   |       |             |
| 1989 | Fred Goldsmith | 2-8-1   |       |             |
| 1988 | Jerry Berndt   | 0-11-0  |       |             |
| 1987 | Jerry Berndt   | 2-9-0   |       |             |
| 1986 | Jerry Berndt   | 4-7-0   |       |             |
| 1985 | Watson Brown   | 3-8-0   |       |             |
| 1984 | Watson Brown   | 1-10-0  |       |             |
| 1983 | Ray Alborn     | 1-10-0  |       |             |
| 1982 | Ray Alborn     | 0-11-0  |       |             |
| 1981 | Ray Alborn     | 4-7-0   |       |             |
| 1980 | Ray Alborn     | 5-6-0   |       |             |
| 1979 | Ray Alborn     | 1-10-0  |       |             |
| 1978 | Ray Alborn     | 2-9-0   |       |             |
| 1977 | Homer Rice     | 1-10-0  |       |             |
| 1976 | Homer Rice     | 3-8-0   |       |             |
| 1975 | Al Conover     | 2-9-0   |       |             |
| 1974 | Al Conover     | 2-8-1   |       |             |
| 1973 | Al Conover     | 5-6-0   |       |             |
| 1972 | Al Conover     | 5-5-1   |       |             |
| 1971 | Bill Peterson  | 3-7-1   |       |             |
| 1970 | Bo Hagan       | 5-5-0   |       |             |
| 1969 | Bo Hagan       | 3-7-0   |       |             |
| 1968 | Bo Hagan       | 0-9-1   |       |             |
| 1967 | Bo Hagan       | 4-6-0   |       |             |
| 1966 | Jess Neely     | 2-8-0   |       |             |
| 1965 | Jess Neely     | 2-8-0   |       |             |
| 1964 | Jess Neely     | 4-5-1   |       |             |
| 1963 | Jess Neely     | 6-4-0   |       |             |
| 1962 | Jess Neely     | 2-6-2   |       |             |
| 1961 | Jess Neely     | 7-4-0   |       | Bluebonnet  |
| 1960 | Jess Neely     | 7-4-0   |       | Sugar       |
| 1959 | Jess Neely     | 1-7-2   |       |             |
| 1958 | Jess Neely     | 5-5-0   |       |             |
| 1957 | Jess Neely     | 7-4-0   |       | Cotton      |
| 1956 | Jess Neely     | 4-6-0   |       |             |
| 1955 | Jess Neely     | 2-7-1   |       |             |
| 1954 | Jess Neely     | 7-3-0   |       |             |
| 1953 | Jess Neely     | 9-2-0   |       | Cotton      |
| 1952 | Jess Neely     | 5-5-0   |       |             |
| 1951 | Jess Neely     | 5-5-0   |       |             |
| 1950 | Jess Neely     | 6-4-0   |       |             |
| 1949 | Jess Neely     | 10-1-0  |       | Cotton      |
| 1948 | Jess Neely     | 5-4-1   |       |             |
| 1947 | Jess Neely     | 6-3-1   |       |             |
| 1946 | Jess Neely     | 9-2-0   |       | Orange      |
| 1945 | Jess Neely     | 5-6-0   |       |             |
| 1944 | Jess Neely     | 5-6-0   |       |             |
| 1943 | Jess Neely     | 3-7-0   |       |             |
| 1942 | Jess Neely     | 7-2-1   |       |             |
| 1941 | Jess Neely     | 6-3-1   |       |             |
| 1940 | Jess Neely     | 7-3-0   |       |             |
| 1939 | Jimmy Kitts    | 1-9-1   |       |             |
| 1938 | Jimmy Kitts    | 4-6-0   |       |             |
| 1937 | Jimmy Kitts    | 6-3-2   |       | Cotton      |
| 1936 | Jimmy Kitts    | 5-7-0   |       |             |
| 1935 | Jimmy Kitts    | 8-3-0   |       |             |
| 1934 | Jimmy Kitts    | 9-1-1   |       |             |

|      |                 |       |  |  |
|------|-----------------|-------|--|--|
| 1933 | Jack Meagher    | 3-8-0 |  |  |
| 1932 | Jack Meagher    | 7-3-0 |  |  |
| 1931 | Jack Meagher    | 6-4-0 |  |  |
| 1930 | Jack Meagher    | 8-4-0 |  |  |
| 1929 | Jack Meagher    | 2-7-0 |  |  |
| 1928 | Claude Rothgeb  | 2-7-0 |  |  |
| 1927 | John W. Heisman | 2-6-1 |  |  |
| 1926 | John W. Heisman | 4-4-1 |  |  |
| 1925 | John W. Heisman | 4-4-1 |  |  |
| 1924 | John W. Heisman | 3-5-0 |  |  |
| 1923 | Phil Arbuckle   | 3-5-0 |  |  |
| 1922 | Phil Arbuckle   | 4-4-0 |  |  |
| 1921 | Phil Arbuckle   | 4-4-1 |  |  |
| 1920 | Phil Arbuckle   | 4-2-2 |  |  |
| 1919 | Phil Arbuckle   | 8-1-0 |  |  |
| 1918 | John Anderson   | 1-5-1 |  |  |
| 1917 | Phil Arbuckle   | 7-1-0 |  |  |
| 1916 | Phil Arbuckle   | 6-1-2 |  |  |
| 1915 | Phil Arbuckle   | 5-3-0 |  |  |
| 1914 | Phil Arbuckle   | 3-2-3 |  |  |
| 1913 | Phil Arbuckle   | 4-0-0 |  |  |
| 1912 | Phil Arbuckle   | 3-2-0 |  |  |

## SMU

| YEAR | COACH            | OVERALL | C-USA | BOWL         |
|------|------------------|---------|-------|--------------|
| 2010 | June Jones       | 7-7     | 6-2   | Armed Forces |
| 2009 | June Jones       | 8-5     | 6-2   | Hawaii       |
| 2008 | June Jones       | 1-11-0  | 0-8   |              |
| 2007 | Phil Bennett     | 1-11-0  | 0-8   |              |
| 2006 | Phil Bennett     | 6-6-0   | 4-4   |              |
| 2005 | Phil Bennett     | 5-6-0   | 4-4   |              |
| 2004 | Phil Bennett     | 3-8-0   |       |              |
| 2003 | Phil Bennett     | 0-12-0  |       |              |
| 2002 | Phil Bennett     | 3-9-0   |       |              |
| 2001 | Mike Cavan       | 4-7-0   |       |              |
| 2000 | Mike Cavan       | 3-9-0   |       |              |
| 1999 | Mike Cavan       | 4-6-0   |       |              |
| 1998 | Mike Cavan       | 1-1-0   |       |              |
| 1997 | Mike Cavan       | 6-5-0   |       |              |
| 1996 | Tom Rossley      | 5-6-0   |       |              |
| 1995 | Tom Rossley      | 1-10-0  |       |              |
| 1994 | Tom Rossley      | 1-9-1   |       |              |
| 1993 | Tom Rossley      | 2-7-2   |       |              |
| 1992 | Tom Rossley      | 5-6-0   |       |              |
| 1991 | Tom Rossley      | 1-10-0  |       |              |
| 1990 | Forrest Gregg    | 1-10-0  |       |              |
| 1989 | Forrest Gregg    | 2-9-0   |       |              |
| 1988 | Season cancelled |         |       |              |
| 1987 | Season cancelled |         |       |              |
| 1986 | Bobby Collins    | 6-5-0   |       |              |
| 1985 | Bobby Collins    | 6-5-0   |       |              |
| 1984 | Bobby Collins    | 10-2-0  |       | Aloha        |
| 1983 | Bobby Collins    | 10-2-0  |       | Sun          |
| 1982 | Bobby Collins    | 11-0-1  |       | Cotton       |
| 1981 | Ron Meyer        | 10-1-0  |       |              |
| 1980 | Ron Meyer        | 8-4-0   |       | Holiday      |
| 1979 | Ron Meyer        | 5-6-0   |       |              |
| 1978 | Ron Meyer        | 4-6-1   |       |              |
| 1977 | Ron Meyer        | 4-7-0   |       |              |
| 1976 | Ron Meyer        | 3-8-0   |       |              |
| 1975 | Dave Smith       | 4-7-0   |       |              |
| 1974 | Dave Smith       | 6-4-1   |       |              |
| 1973 | Dave Smith       | 6-4-1   |       |              |
| 1972 | Hayden Fry       | 7-4-0   |       |              |
| 1971 | Hayden Fry       | 4-7-0   |       |              |
| 1970 | Hayden Fry       | 5-6-0   |       |              |
| 1969 | Hayden Fry       | 3-7-0   |       |              |
| 1968 | Hayden Fry       | 8-3-0   |       | Bluebonnet   |
| 1967 | Hayden Fry       | 3-7-0   |       |              |
| 1966 | Hayden Fry       | 8-3-0   |       | Cotton       |
| 1965 | Hayden Fry       | 4-5-1   |       |              |
| 1964 | Hayden Fry       | 1-9-0   |       |              |
| 1963 | Hayden Fry       | 4-7-0   |       | Sun          |
| 1962 | Hayden Fry       | 2-8-0   |       |              |
| 1961 | Bill Meek        | 2-7-1   |       |              |
| 1960 | Bill Meek        | 0-9-1   |       |              |
| 1959 | Bill Meek        | 5-4-1   |       |              |
| 1958 | Bill Meek        | 6-4-0   |       |              |
| 1957 | Bill Meek        | 4-5-1   |       |              |
| 1956 | Chalmer Woodard  | 4-6-0   |       |              |
| 1955 | Chalmer Woodard  | 4-6-0   |       |              |
| 1954 | Chalmer Woodard  | 6-3-1   |       |              |
| 1953 | Chalmer Woodard  | 5-5-0   |       |              |
| 1952 | H.N. Russell     | 4-5-1   |       |              |
| 1951 | H.N. Russell     | 3-6-1   |       |              |
| 1950 | H.N. Russell     | 6-4-0   |       |              |
| 1949 | Madison Bell     | 5-4-1   |       |              |
| 1948 | Madison Bell     | 9-1-1   |       | Cotton       |
| 1947 | Madison Bell     | 9-0-2   |       | Cotton       |
| 1946 | Madison Bell     | 4-5-1   |       |              |
| 1945 | Madison Bell     | 5-6-0   |       |              |



|      |                  |        |      |
|------|------------------|--------|------|
| 1944 | James H. Stewart | 5-5-0  |      |
| 1943 | James H. Stewart | 2-7-0  |      |
| 1942 | James H. Stewart | 3-6-2  |      |
| 1941 | Madison Bell     | 5-5-0  |      |
| 1940 | Madison Bell     | 8-1-1  |      |
| 1939 | Madison Bell     | 6-3-1  |      |
| 1938 | Madison Bell     | 6-4-0  |      |
| 1937 | Madison Bell     | 5-6-0  |      |
| 1936 | Madison Bell     | 5-4-1  |      |
| 1935 | Madison Bell     | 12-1-0 | Rose |
| 1934 | Ray Morrison     | 8-2-2  |      |
| 1933 | Ray Morrison     | 4-7-1  |      |
| 1932 | Ray Morrison     | 3-7-2  |      |
| 1931 | Ray Morrison     | 4-7-1  |      |
| 1930 | Ray Morrison     | 3-7-2  |      |
| 1929 | Ray Morrison     | 9-1-1  |      |
| 1928 | Ray Morrison     | 6-3-1  |      |
| 1927 | Ray Morrison     | 7-2-0  |      |
| 1926 | Ray Morrison     | 8-0-1  |      |
| 1925 | Ray Morrison     | 5-2-2  |      |
| 1924 | Ray Morrison     | 5-1-4  |      |
| 1923 | Ray Morrison     | 9-0-0  |      |
| 1922 | Ray Morrison     | 6-3-1  |      |
| 1921 | J. Burton Rix    | 1-6-1  |      |
| 1920 | J. Burton Rix    | 3-5-2  |      |
| 1919 | J. Burton Rix    | 5-4-1  |      |
| 1918 | J. Burton Rix    | 4-2-0  |      |
| 1917 | J. Burton Rix    | 3-2-3  |      |
| 1916 | Ray Morrison     | 0-8-2  |      |
| 1915 | Ray Morrison     | 2-5-0  |      |

### Southern Miss

| YEAR | COACH               | OVERALL | C-USA | BOWL          |
|------|---------------------|---------|-------|---------------|
| 2010 | Larry Fedora        | 8-5-0   | 5-3   | Beef O'Bradys |
| 2009 | Larry Fedora        | 7-6-0   | 5-3   | New Orleans   |
| 2009 | Larry Fedora        | 7-6-0   | 4-4   | New Orleans   |
| 2007 | Jeff Bower          | 7-6-0   | 5-3   | Papajohns.com |
| 2006 | Jeff Bower          | 9-5-0   | 6-2   | GMAC          |
| 2005 | Jeff Bower          | 7-5-0   | 5-3   | New Orleans   |
| 2004 | Jeff Bower          | 7-5-0   | 5-3   | New Orleans   |
| 2003 | Jeff Bower          | 9-4-0   | 8-0   | Liberty       |
| 2002 | Jeff Bower          | 7-6-0   | 5-3   | Houston       |
| 2001 | Jeff Bower          | 6-5-0   | 4-3   |               |
| 2000 | Jeff Bower          | 8-4-0   | 4-3   | Mobile        |
| 1999 | Jeff Bower          | 9-3-0   | 6-0   | Liberty       |
| 1998 | Jeff Bower          | 7-5-0   | 5-1   | Humanitarian  |
| 1997 | Jeff Bower          | 9-3-0   | 6-0   | Liberty       |
| 1996 | Jeff Bower          | 8-3-0   | 4-1   |               |
| 1995 | Jeff Bower          | 6-5-0   |       |               |
| 1994 | Jeff Bower          | 6-5-0   |       |               |
| 1993 | Jeff Bower          | 3-7-1   |       |               |
| 1992 | Jeff Bower          | 7-4-0   |       |               |
| 1991 | Jeff Bower          | 4-7-0   |       |               |
| 1990 | C. Hallman/J. Bower | 8-4-0   |       | All-American  |
| 1989 | Curley Hallman      | 5-6-0   |       |               |
| 1988 | Curley Hallman      | 10-2-0  |       | Independence  |
| 1987 | Jim Carmody         | 6-5-0   |       |               |
| 1986 | Jim Carmody         | 6-5-0   |       |               |
| 1985 | Jim Carmody         | 7-4-0   |       |               |
| 1984 | Jim Carmody         | 4-7-0   |       |               |
| 1983 | Jim Carmody         | 7-4-0   |       |               |
| 1982 | Jim Carmody         | 7-4-0   |       |               |
| 1981 | Bobby Collins       | 9-2-1   |       | Tangerine     |
| 1980 | Bobby Collins       | 9-3-0   |       | Independence  |
| 1979 | Bobby Collins       | 6-4-1   |       |               |
| 1978 | Bobby Collins       | 7-4-0   |       |               |
| 1977 | Bobby Collins       | 6-6-0   |       |               |
| 1976 | Bobby Collins       | 3-8-0   |       |               |
| 1975 | Bobby Collins       | 8-3-0   |       |               |
| 1974 | P.W. Underwood      | 6-5-0   |       |               |
| 1973 | P.W. Underwood      | 6-4-1   |       |               |
| 1972 | P.W. Underwood      | 3-7-1   |       |               |
| 1971 | P.W. Underwood      | 6-5-0   |       |               |
| 1970 | P.W. Underwood      | 5-6-0   |       |               |
| 1969 | P.W. Underwood      | 5-5-0   |       |               |
| 1968 | P.W. Underwood      | 4-6-0   |       |               |
| 1967 | Thad (Pie) Vann     | 6-3-0   |       |               |
| 1966 | Thad (Pie) Vann     | 6-4-0   |       |               |
| 1965 | Thad (Pie) Vann     | 7-2-0   |       |               |
| 1964 | Thad (Pie) Vann     | 6-3-0   |       |               |
| 1963 | Thad (Pie) Vann     | 5-3-1   |       |               |
| 1962 | Thad (Pie) Vann     | 9-1-0   |       |               |
| 1961 | Thad (Pie) Vann     | 8-2-0   |       |               |
| 1960 | Thad (Pie) Vann     | 6-4-0   |       |               |
| 1959 | Thad (Pie) Vann     | 6-4-0   |       |               |
| 1958 | Thad (Pie) Vann     | 9-0-0   |       | Tangerine     |
| 1957 | Thad (Pie) Vann     | 8-3-0   |       | Tangerine     |
| 1956 | Thad (Pie) Vann     | 7-2-1   |       |               |
| 1955 | Thad (Pie) Vann     | 9-1-0   |       |               |
| 1954 | Thad (Pie) Vann     | 6-4-0   |       |               |
| 1953 | Thad (Pie) Vann     | 9-2-0   |       | Sun           |

|      |                 |        |     |
|------|-----------------|--------|-----|
| 1952 | Thad (Pie) Vann | 10-2-0 | Sun |
| 1951 | Thad (Pie) Vann | 6-5-0  |     |
| 1950 | Thad (Pie) Vann | 5-5-0  |     |
| 1949 | Thad (Pie) Vann | 7-3-0  |     |
| 1948 | Reed Green      | 7-3-0  |     |
| 1947 | Reed Green      | 7-3-0  |     |
| 1946 | Reed Green      | 7-3-0  |     |
| 1942 | Reed Green      | 4-0-0  |     |
| 1941 | Reed Green      | 9-0-1  |     |
| 1940 | Reed Green      | 7-4-0  |     |
| 1939 | Reed Green      | 4-2-3  |     |
| 1938 | Reed Green      | 7-2-0  |     |
| 1937 | Reed Green      | 7-3-0  |     |
| 1936 | Pooley Hubert   | 7-2-1  |     |
| 1935 | Pooley Hubert   | 6-4-0  |     |
| 1934 | Pooley Hubert   | 3-4-2  |     |
| 1933 | Pooley Hubert   | 3-5-2  |     |
| 1932 | Pooley Hubert   | 5-4-0  |     |
| 1931 | Pooley Hubert   | 2-5-0  |     |
| 1930 | John Lumpkin    | 3-5-1  |     |
| 1929 | W.B. Saunders   | 2-6-1  |     |
| 1928 | W.B. Saunders   | 4-5-0  |     |
| 1927 | Herschel Bobo   | 3-4-1  |     |
| 1926 | Herschel Bobo   | 3-4-1  |     |
| 1925 | Herschel Bobo   | 0-6-0  |     |
| 1924 | Herschel Bobo   | 3-3-2  |     |
| 1923 | O.V. Austin     | 3-3-0  |     |
| 1922 | O.V. Austin     | 2-6-0  |     |
| 1921 | O.V. Austin     | 3-4-0  |     |
| 1920 | B.B. O'Mara     | 5-2-1  |     |
| 1919 | Cephus Anderson | 4-1-2  |     |
| 1916 | A.B. Dillie     | 0-3-0  |     |
| 1915 | A.B. Dillie     | 4-4-0  |     |
| 1914 | A.B. Dillie     | 2-3-1  |     |
| 1913 | M.J. Williams   | 1-5-1  |     |
| 1912 | R.G. Slay       | 2-1-0  |     |

### Tulane

| YEAR | COACH           | OVERALL | C-USA | BOWL         |
|------|-----------------|---------|-------|--------------|
| 2010 | Bob Toledo      | 4-8-0   | 2-6   |              |
| 2009 | Bob Toledo      | 3-9-0   | 1-7   |              |
| 2008 | Bob Toledo      | 2-10-0  | 1-7   |              |
| 2007 | Bob Toledo      | 4-8-0   | 3-5   |              |
| 2006 | Chris Scelfo    | 4-8-0   | 2-6   |              |
| 2005 | Chris Scelfo    | 2-9-0   | 1-7   |              |
| 2004 | Chris Scelfo    | 5-6-0   | 3-5   |              |
| 2003 | Chris Scelfo    | 5-7-0   | 3-5   |              |
| 2002 | Chris Scelfo    | 8-5-0   | 4-4   | Hawai'i      |
| 2001 | Chris Scelfo    | 3-9-0   | 1-6   |              |
| 2000 | Chris Scelfo    | 6-5-0   | 3-4   |              |
| 1999 | Chris Scelfo    | 3-8-0   | 1-5   |              |
| 1998 | Chris Scelfo    | 1-0-0   |       | Liberty      |
| 1998 | Tommy Bowden    | 11-0-0  | 6-0   |              |
| 1997 | Tommy Bowden    | 7-4-0   | 5-1   |              |
| 1996 | Buddy Teevens   | 2-9-0   | 1-4   |              |
| 1995 | Buddy Teevens   | 2-9-0   |       |              |
| 1994 | Buddy Teevens   | 1-10-0  |       |              |
| 1993 | Buddy Teevens   | 4-8-0   |       |              |
| 1992 | Buddy Teevens   | 2-9-0   |       |              |
| 1991 | Greg Davis      | 1-10-0  |       |              |
| 1990 | Greg Davis      | 4-7-0   |       |              |
| 1989 | Greg Davis      | 4-8-0   |       |              |
| 1988 | Greg Davis      | 5-6-0   |       |              |
| 1987 | Mack Brown      | 6-6-0   |       | Independence |
| 1986 | Mack Brown      | 4-7-0   |       |              |
| 1985 | Mack Brown      | 1-10-0  |       |              |
| 1984 | Wally English   | 3-8-0   |       |              |
| 1983 | Wally English   | 2-9-0   |       |              |
| 1982 | Vince Gibson    | 4-7-0   |       |              |
| 1981 | Vince Gibson    | 6-5-0   |       |              |
| 1980 | Vince Gibson    | 7-5-0   |       | Hall of Fame |
| 1979 | Larry Smith     | 9-3-0   |       | Liberty      |
| 1978 | Larry Smith     | 4-7-0   |       |              |
| 1977 | Larry Smith     | 3-8-0   |       |              |
| 1976 | Larry Smith     | 2-9-0   |       |              |
| 1975 | Bennie Ellender | 4-7-0   |       |              |
| 1974 | Bennie Ellender | 5-6-0   |       |              |
| 1973 | Bennie Ellender | 9-3-0   |       | Bluebonnet   |
| 1972 | Bennie Ellender | 6-5-0   |       |              |
| 1971 | Bennie Ellender | 6-3-0   |       |              |
| 1970 | Jim Pittman     | 8-4-0   |       | Liberty      |
| 1969 | Jim Pittman     | 3-7-0   |       |              |
| 1968 | Jim Pittman     | 2-8-0   |       |              |
| 1967 | Jim Pittman     | 3-7-0   |       |              |
| 1966 | Jim Pittman     | 5-4-1   |       |              |
| 1965 | Tommy O'Boyle   | 2-8-0   |       |              |
| 1964 | Tommy O'Boyle   | 3-7-0   |       |              |
| 1963 | Tommy O'Boyle   | 1-8-1   |       |              |
| 1962 | Tommy O'Boyle   | 0-10-0  |       |              |
| 1961 | Andy Pilney     | 2-8-0   |       |              |
| 1960 | Andy Pilney     | 3-6-1   |       |              |

|      |                     |        |       |
|------|---------------------|--------|-------|
| 1959 | Andy Pilney         | 3-6-1  |       |
| 1958 | Andy Pilney         | 3-7-0  |       |
| 1957 | Andy Pilney         | 2-8-0  |       |
| 1956 | Andy Pilney         | 6-4-0  |       |
| 1955 | Andy Pilney         | 5-4-1  |       |
| 1954 | Andy Pilney         | 1-6-3  |       |
| 1953 | Raymond Wolf        | 1-8-1  |       |
| 1952 | Raymond Wolf        | 5-5-0  |       |
| 1951 | Henry E. Frnka      | 4-6-0  |       |
| 1950 | Henry E. Frnka      | 6-2-1  |       |
| 1949 | Henry E. Frnka      | 7-2-1  |       |
| 1948 | Henry E. Frnka      | 9-1-0  |       |
| 1947 | Henry E. Frnka      | 2-5-2  |       |
| 1946 | Henry E. Frnka      | 3-7-0  |       |
| 1945 | Claude Simons, Jr.  | 2-6-1  |       |
| 1944 | Claude Simons, Jr.  | 4-3-0  |       |
| 1943 | Claude Simons, Jr.  | 3-3-0  |       |
| 1942 | Claude Simons, Jr.  | 4-5-0  |       |
| 1941 | Lowell Dawson       | 5-4-0  |       |
| 1940 | Lowell Dawson       | 5-5-0  |       |
| 1939 | Lowell Dawson       | 8-1-1  | Sugar |
| 1938 | Lowell Dawson       | 7-2-1  |       |
| 1937 | Lowell Dawson       | 5-4-1  |       |
| 1936 | Lowell Dawson       | 6-3-1  |       |
| 1935 | Ted Cox             | 6-4-0  |       |
| 1934 | Ted Cox             | 10-1-0 | Sugar |
| 1933 | Ted Cox             | 6-3-1  |       |
| 1932 | Ted Cox             | 6-2-1  |       |
| 1931 | Bernie Bierman      | 11-1-0 | Rose  |
| 1930 | Bernie Bierman      | 8-1-0  |       |
| 1929 | Bernie Bierman      | 9-0-0  |       |
| 1928 | Bernie Bierman      | 6-3-1  |       |
| 1927 | Bernie Bierman      | 2-5-1  |       |
| 1926 | Clark Shaughnessy   | 3-5-1  |       |
| 1925 | Clark Shaughnessy   | 9-0-1  |       |
| 1924 | Clark Shaughnessy   | 8-1-0  |       |
| 1923 | Clark Shaughnessy   | 6-3-1  |       |
| 1922 | Clark Shaughnessy   | 4-4-0  |       |
| 1921 | Myron Fuller        | 4-6-0  |       |
| 1920 | Clark Shaughnessy   | 6-2-1  |       |
| 1919 | Clark Shaughnessy   | 6-2-1  |       |
| 1918 | Clark Shaughnessy   | 4-1-1  |       |
| 1917 | Clark Shaughnessy   | 5-3-0  |       |
| 1916 | Clark Shaughnessy   | 4-3-1  |       |
| 1915 | Clark Shaughnessy   | 4-4-0  |       |
| 1914 | E.R. Sweetland      | 3-3-1  |       |
| 1913 | A.C. Hoffman        | 3-5-0  |       |
| 1912 | A.A. Mason          | 5-3-0  |       |
| 1911 | A.A. Mason          | 5-3-1  |       |
| 1910 | A.A. Mason          | 0-7-0  |       |
| 1909 | Buster Brown        | 4-3-2  |       |
| 1908 | Joe Curtis          | 7-1-0  |       |
| 1907 | Joe Curtis          | 3-2-0  |       |
| 1906 | John Russ           | 0-4-1  |       |
| 1905 | J. Tobin/H. Ludlow  | 0-1-0  |       |
| 1904 | T. Berry/J. Janvier | 5-2-0  |       |
| 1903 | Charles Eshleman    | 2-2-1  |       |
| 1902 | Virginus Dabney     | 1-4-2  |       |
| 1901 | H.T. Summersgill    | 5-1-0  |       |
| 1900 | H.T. Summersgill    | 5-0-0  |       |
| 1899 | H.H. Collier        | 0-6-1  |       |
| 1898 | John Lombard        | 1-1-0  |       |
| 1896 | Harry Baum          | 3-2-0  |       |
| 1895 | T.L. Bayne          | 3-2-0  |       |
| 1894 | Fred Sweet          | 0-4-0  |       |
| 1893 | T.L. Bayne          | 1-2-0  |       |

### Tulsa

| YEAR | COACH            | OVERALL | C-USA | BOWL             |
|------|------------------|---------|-------|------------------|
| 2010 | Todd Graham      | 10-3-0  | 6-2   | Sheraton Hawai'i |
| 2009 | Todd Graham      | 5-7-0   | 3-5   |                  |
| 2008 | Todd Graham      | 11-3-0  | 7-1   | GMAC             |
| 2007 | Todd Graham      | 10-4-0  | 6-2   | GMAC             |
| 2006 | Steve Kragthorpe | 8-5-0   | 5-3   | Armed Forces     |
| 2005 | Steve Kragthorpe | 9-4-0   | 6-2   | Liberty          |
| 2004 | Steve Kragthorpe | 4-8-0   |       |                  |
| 2003 | Steve Kragthorpe | 8-5-0   |       | Humanitarian     |
| 2002 | Keith Burns      | 1-11    |       |                  |
| 2001 | Keith Burns      | 1-10    |       |                  |
| 2000 | Keith Burns      | 5-7     |       |                  |
| 1999 | Rader/Henderson  | 1-6/1-3 |       |                  |
| 1998 | David Rader      | 4-7-0   |       |                  |
| 1997 | David Rader      | 2-9-0   |       |                  |
| 1996 | David Rader      | 4-7-0   |       |                  |
| 1995 | David Rader      | 4-7-0   |       |                  |
| 1994 | David Rader      | 3-8-0   |       |                  |
| 1993 | David Rader      | 4-6-1   |       |                  |
| 1992 | David Rader      | 4-7-0   |       |                  |
| 1991 | David Rader      | 10-2-0  |       | Freedom          |
| 1990 | David Rader      | 3-8-0   |       |                  |
| 1989 | David Rader      | 6-6-0   |       | Independence     |

|      |                 |         |              |
|------|-----------------|---------|--------------|
| 1988 | David Rader     | 4-7-0   |              |
| 1987 | George Henshaw  | 3-8-0   |              |
| 1986 | Don Morton      | 7-4-0   |              |
| 1985 | Don Morton      | 6-5-0   |              |
| 1984 | John Cooper     | 6-5-0   |              |
| 1983 | John Cooper     | 8-3-0   |              |
| 1982 | John Cooper     | 10-1-0  |              |
| 1981 | John Cooper     | 7-4-0   |              |
| 1980 | John Cooper     | 8-3-0   |              |
| 1979 | John Cooper     | 6-5-0   |              |
| 1978 | John Cooper     | 9-2-0   |              |
| 1977 | John Cooper     | 3-8-0   |              |
| 1976 | F.A. Dry        | 7-4-1   | Independence |
| 1975 | F.A. Dry        | 7-4-0   |              |
| 1974 | F.A. Dry        | 8-3-0   |              |
| 1973 | F.A. Dry        | 6-5-0   |              |
| 1972 | Gibson/Dry      | 1-5/3-2 |              |
| 1971 | Claude Gibson   | 4-7-0   |              |
| 1970 | Claude Gibson   | 6-4-0   |              |
| 1969 | Vince Carillot  | 1-9-0   |              |
| 1968 | Glenn Dobbs     | 3-7-0   |              |
| 1967 | Glenn Dobbs     | 7-3-0   |              |
| 1966 | Glenn Dobbs     | 6-4-0   |              |
| 1965 | Glenn Dobbs     | 8-3-0   | Bluebonnet   |
| 1964 | Glenn Dobbs     | 9-2-0   | Bluebonnet   |
| 1963 | Glenn Dobbs     | 5-5-0   |              |
| 1962 | Glenn Dobbs     | 5-5-0   |              |
| 1961 | Glenn Dobbs     | 2-8-0   |              |
| 1960 | Bobby Dobbs     | 5-5-0   |              |
| 1959 | Bobby Dobbs     | 5-5-0   |              |
| 1958 | Bobby Dobbs     | 7-3-0   |              |
| 1957 | Bobby Dobbs     | 4-6-0   |              |
| 1956 | Bobby Dobbs     | 7-2-1   |              |
| 1955 | Bobby Dobbs     | 2-7-1   |              |
| 1954 | Bernie Witucki  | 0-11-0  |              |
| 1953 | Bernie Witucki  | 3-7-0   |              |
| 1952 | J.O. Brothers   | 8-2-1   | Gator        |
| 1951 | J.O. Brothers   | 9-2-0   |              |
| 1950 | J.O. Brothers   | 9-1-1   |              |
| 1949 | J.O. Brothers   | 5-5-1   |              |
| 1948 | J.O. Brothers   | 0-9-1   |              |
| 1947 | J.O. Brothers   | 5-5-0   |              |
| 1946 | J.O. Brothers   | 9-1-0   |              |
| 1945 | Henry Frnka     | 8-3-0   | Oil          |
| 1944 | Henry Frnka     | 8-2-0   | Orange       |
| 1943 | Henry Frnka     | 6-1-1   | Sugar        |
| 1942 | Henry Frnka     | 10-1-0  | Sugar        |
| 1941 | Henry Frnka     | 8-2-0   | Sun          |
| 1940 | Chet Benefiel   | 7-3-0   |              |
| 1939 | Chet Benefiel   | 4-5-1   |              |
| 1938 | Vic Hurt        | 4-5-1   |              |
| 1937 | Vic Hurt        | 6-2-2   |              |
| 1936 | Vic Hurt        | 5-2-2   |              |
| 1935 | Elmer Henderson | 3-6-1   |              |
| 1934 | Elmer Henderson | 5-2-1   |              |
| 1933 | Elmer Henderson | 6-1-0   |              |
| 1932 | Elmer Henderson | 7-1-1   |              |
| 1931 | Elmer Henderson | 8-3-0   |              |
| 1930 | Elmer Henderson | 7-2-0   |              |
| 1929 | Elmer Henderson | 6-3-1   |              |
| 1928 | Elmer Henderson | 7-2-1   |              |
| 1927 | Elmer Henderson | 8-1-0   |              |
| 1926 | Elmer Henderson | 7-2-0   |              |
| 1925 | Elmer Henderson | 6-2-0   |              |
| 1924 | Howard Acher    | 1-6-1   |              |
| 1923 | Howard Acher    | 2-5-1   |              |
| 1922 | Howard Acher    | 9-0-0   |              |
| 1921 | Francis Schmidt | 6-3-0   |              |
| 1920 | Francis Schmidt | 10-0-1  |              |
| 1919 | Francis Schmidt | 8-0-1   |              |
| 1918 | Arthur Smith    | 1-2-0   |              |
| 1917 | Hal Medford     | 0-8-1   |              |
| 1916 | Sam McBirney    | 10-0-0  |              |
| 1915 | Sam McBirney    | 6-1-1   |              |
| 1914 | Sam McBirney    | 7-2-0   |              |
| 1913 | George Evans    | 5-2-0   |              |
| 1912 | Harvey Allen    | 1-3-0   |              |
| 1911 | No team         |         |              |
| 1910 | Unknown         | 2-1-0   |              |
| 1909 | Unknown         | 2-1-0   |              |
| 1908 | Sam McBirney    | 2-3-0   |              |
| 1907 | No team         |         |              |
| 1906 | No team         |         |              |
| 1905 | Unknown         | 1-2-0   |              |
| 1904 | No team         |         |              |
| 1903 | No team         |         |              |
| 1902 | Unknown         | 0-1-0   |              |
| 1901 | Unknown         | 0-1-0   |              |
| 1900 | Unknown         | 2-1-0   |              |
| 1899 | Fred Taylor     | 0-1-1   |              |
| 1898 | Fred Taylor     | 1-0-0   |              |
| 1897 | Norman Leard    | 2-1-0   |              |

|      |              |       |
|------|--------------|-------|
| 1896 | Norman Leard | 2-1-0 |
| 1895 | Norman Leard | 1-0-0 |

### UAB

| YEAR   | COACH         | OVERALL | C-USA | BOWL    |
|--------|---------------|---------|-------|---------|
| 2010   | Neil Callaway | 4-8-0   | 3-5   |         |
| 2009   | Neil Callaway | 5-7-0   | 4-4   |         |
| 2008   | Neil Callaway | 4-8-0   | 3-5   |         |
| 2007   | Neil Callaway | 2-10-0  | 1-7   |         |
| 2006   | Watson Brown  | 3-9-0   | 2-6   |         |
| 2005   | Watson Brown  | 5-6-0   | 3-5   |         |
| 2004   | Watson Brown  | 7-5-0   | 5-3   | Hawai'i |
| 2003   | Watson Brown  | 5-7-0   | 4-4   |         |
| 2002   | Watson Brown  | 5-7-0   | 4-4   |         |
| 2001   | Watson Brown  | 6-5-0   | 5-2   |         |
| 2000   | Watson Brown  | 7-4-0   | 3-4   |         |
| 1999   | Watson Brown  | 5-6-0   | 4-2   |         |
| 1998   | Watson Brown  | 4-7-0   |       |         |
| 1997   | Watson Brown  | 5-6-0   |       |         |
| 1996   | Watson Brown  | 5-6-0   |       |         |
| 1995** | Watson Brown  | 5-6-0   |       |         |
| 1994** | Jim Hilyer    | 7-4-0   |       |         |
| 1993** | Jim Hilyer    | 9-2-0   |       |         |
| 1992*  | Jim Hilyer    | 7-3-0   |       |         |
| 1991*  | Jim Hilyer    | 4-3-2   |       |         |

\* Division III  
\*\* Division I-AA

### UCF

| YEAR  | COACH          | OVERALL | C-USA | BOWL           |
|-------|----------------|---------|-------|----------------|
| 2010  | George O'Leary | 11-3-0  | 7-1   | Liberty        |
| 2009  | George O'Leary | 8-5-0   | 6-2   | St. Petersburg |
| 2008  | George O'Leary | 4-8-0   | 3-5   |                |
| 2007  | George O'Leary | 10-4-0  | 7-1   | Liberty        |
| 2006  | George O'Leary | 4-8-0   | 3-5   |                |
| 2005  | George O'Leary | 8-5-0   | 7-1   | Hawai'i        |
| 2004  | George O'Leary | 0-11-0  |       |                |
| 2003  | Kruczek/Gooch  | 3-7/0-2 |       |                |
| 2002  | Mike Kruczek   | 7-5-0   |       |                |
| 2001  | Mike Kruczek   | 6-5-0   |       |                |
| 2000  | Mike Kruczek   | 7-4-0   |       |                |
| 1999  | Mike Kruczek   | 4-7-0   |       |                |
| 1998  | Mike Kruczek   | 9-2-0   |       |                |
| 1997  | Gene McDowell  | 5-6-0   |       |                |
| *1996 | Gene McDowell  | 5-6-0   |       |                |
| 1995  | Gene McDowell  | 6-5-0   |       |                |
| 1994  | Gene McDowell  | 7-4-0   |       |                |
| 1993  | Gene McDowell  | 9-3-0   |       |                |
| 1992  | Gene McDowell  | 6-4-0   |       |                |
| 1991  | Gene McDowell  | 6-5-0   |       |                |
| 1990  | Gene McDowell  | 10-4-0  |       |                |
| 1989  | Gene McDowell  | 7-3-0   |       |                |
| 1988  | Gene McDowell  | 6-5-0   |       |                |
| 1987  | Gene McDowell  | 9-4-0   |       |                |
| 1986  | Gene McDowell  | 6-5-0   |       |                |
| 1985  | Gene McDowell  | 4-7-0   |       |                |
| 1984  | Saban/Anderson | 1-6/1-3 |       |                |
| 1983  | Lou Saban      | 5-6-0   |       |                |
| 1982  | Sam Weir       | 0-10-0  |       |                |
| 1981  | Don Jonas      | 4-6-0   |       |                |
| 1980  | Don Jonas      | 3-5-1   |       |                |
| 1979  | Don Jonas      | 6-2-0   |       |                |

\*Moved up to FBS

### UTEP

| YEAR | COACH          | OVERALL | C-USA | BOWL         |
|------|----------------|---------|-------|--------------|
| 2010 | Mike Price     | 6-7-0   | 3-5   | New Mexico   |
| 2009 | Mike Price     | 4-8-0   | 3-5   |              |
| 2008 | Mike Price     | 5-7-0   | 4-4   |              |
| 2007 | Mike Price     | 4-8-0   | 2-6   |              |
| 2006 | Mike Price     | 5-7-0   | 3-5   |              |
| 2005 | Mike Price     | 8-4-0   | 5-3   | GMAC         |
| 2004 | Mike Price     | 8-4-0   |       | Houston      |
| 2003 | Gary Nord      | 2-11-0  |       |              |
| 2002 | Gary Nord      | 2-10-0  |       |              |
| 2001 | Gary Nord      | 2-9-0   |       |              |
| 2000 | Gary Nord      | 8-4-0   |       | Humanitarian |
| 1999 | Charlie Bailey | 5-7-0   |       |              |
| 1998 | Charlie Bailey | 3-8-0   |       |              |
| 1997 | Charlie Bailey | 4-7-0   |       |              |
| 1996 | Charlie Bailey | 2-9-0   |       |              |
| 1995 | Charlie Bailey | 2-10-0  |       |              |
| 1994 | Charlie Bailey | 3-7-1   |       |              |
| 1993 | Lee/Bailey     | 1-11-0  |       |              |
| 1992 | David Lee      | 1-10-0  |       |              |
| 1991 | David Lee      | 4-7-1   |       |              |
| 1990 | David Lee      | 3-8-0   |       |              |

|      |                                     |        |              |
|------|-------------------------------------|--------|--------------|
| 1989 | David Lee                           | 2-10-0 |              |
| 1988 | Bob Stull                           | 10-3-0 | Independence |
| 1987 | Bob Stull                           | 7-4-0  |              |
| 1986 | Bob Stull                           | 4-8-0  |              |
| 1985 | Bill Yung                           | 1-10-0 |              |
| 1984 | Bill Yung                           | 2-9-0  |              |
| 1983 | Bill Yung                           | 2-10-0 |              |
| 1982 | Bill Yung                           | 2-10-0 |              |
| 1981 | Michael/Altton                      | 1-10-0 |              |
| 1980 | Bill Michael                        | 1-11-0 |              |
| 1979 | Bill Michael                        | 2-9-0  |              |
| 1978 | Bill Michael                        | 1-11-0 |              |
| 1977 | Bill Michael                        | 1-10-0 |              |
| 1976 | Gil Bartosh                         | 1-10-0 |              |
| 1975 | Gil Bartosh                         | 1-10-0 |              |
| 1974 | Gil Bartosh                         | 4-7-0  |              |
| 1973 | Tommy Hudspeth                      | 0-11-0 |              |
| 1972 | Bobby Dobbs                         | 2-8-0  |              |
| 1971 | Bobby Dobbs                         | 5-6-0  |              |
| 1970 | Bobby Dobbs                         | 6-4-0  |              |
| 1969 | Bobby Dobbs                         | 4-6-0  |              |
| 1968 | Bobby Dobbs                         | 4-5-1  |              |
| 1967 | Bobby Dobbs                         | 7-2-1  | Sun          |
| 1966 | Bobby Dobbs                         | 6-4-0  |              |
| 1965 | Bobby Dobbs                         | 8-3-0  | Sun          |
| 1964 | Warren Harper                       | 0-8-2  |              |
| 1963 | Warren Harper                       | 3-7-0  |              |
| 1962 | Bum Phillips                        | 4-5-0  |              |
| 1961 | Ben Collins                         | 3-7-0  |              |
| 1960 | Ben Collins                         | 4-5-1  |              |
| 1959 | Ben Collins                         | 3-7-0  |              |
| 1958 | Ben Collins                         | 2-7-0  |              |
| 1957 | Ben Collins                         | 6-3-0  |              |
| 1956 | Mike Brumbelow                      | 9-2-0  | Sun          |
| 1955 | Mike Brumbelow                      | 6-2-2  |              |
| 1954 | Mike Brumbelow                      | 8-3-0  | Sun          |
| 1953 | Mike Brumbelow                      | 8-2-0  | Sun          |
| 1952 | Mike Brumbelow                      | 5-5-1  |              |
| 1951 | Mike Brumbelow                      | 3-7-0  |              |
| 1950 | Mike Brumbelow                      | 7-3-0  |              |
| 1949 | Jack Curtice                        | 8-2-1  | Sun          |
| 1948 | Jack Curtice                        | 8-2-1  | Sun          |
| 1947 | Jack Curtice                        | 5-3-1  |              |
| 1946 | Jack Curtice                        | 3-6-0  |              |
| 1945 | No football because of World War II |        |              |
| 1944 | No football because of World War II |        |              |
| 1943 | No football because of World War II |        |              |
| 1942 | Walter Milner                       | 5-4-0  |              |
| 1941 | Mack Saxon                          | 4-5-1  |              |
| 1940 | Mack Saxon                          | 4-4-1  |              |
| 1939 | Mack Saxon                          | 5-4-0  |              |
| 1938 | Mack Saxon                          | 6-3-0  |              |
| 1937 | Mack Saxon                          | 7-1-2  | Sun          |
| 1936 | Mack Saxon                          | 5-3-1  |              |
| 1935 | Mack Saxon                          | 1-8-0  |              |
| 1934 | Mack Saxon                          | 4-4-0  |              |
| 1933 | Mack Saxon                          | 3-5-1  |              |
| 1932 | Mack Saxon                          | 7-3-0  |              |
| 1931 | Mack Saxon                          | 7-1-0  |              |
| 1930 | Mack Saxon                          | 7-1-1  |              |
| 1929 | Mack Saxon                          | 6-1-2  |              |
| 1928 | E.J. Stewart                        | 3-4-1  |              |
| 1927 | E.J. Stewart                        | 2-2-2  |              |
| 1926 | George B. Powell                    | 3-4-0  |              |
| 1925 | George B. Powell                    | 5-1-1  |              |
| 1924 | George B. Powell                    | 3-2-1  |              |
| 1923 | Jack C. Vowell                      | 3-4-0  |              |
| 1922 | Jack C. Vowell                      | 5-4-0  |              |
| 1921 | Thomas C. Holiday                   | 1-4-0  |              |
| 1920 | H.E. Van Surdam                     | 2-4-0  |              |
| 1919 | Tommy Dwyer                         | 2-4-0  |              |
| 1918 | No football because of World War I  |        |              |
| 1917 | Tommy Dwyer                         | 0-0-1  |              |
| 1916 | Tommy Dwyer                         | 2-3-0  |              |
| 1915 | Tommy Dwyer                         | 3-2-0  |              |
| 1914 | Tommy Dwyer                         | 2-3-0  |              |

# ALL-TIME TEAM VS. TEAM

## EAST CAROLINA vs. HOUSTON

(East Carolina leads 6-4)

2009 at East Carolina 38 Houston 32 (C-USA Championship Game)  
2008 Houston 41 at East Carolina 24  
2007 East Carolina 37 at Houston 35  
2004 at Houston 34 East Carolina 24  
2003 Houston 27 at East Carolina 13  
2002 East Carolina 54 at Houston 48 (3ot)  
2000 at East Carolina 62 Houston 20  
1999 East Carolina 19 at Houston 3  
1998 Houston 34 at East Carolina 31  
1997 East Carolina 28 at Houston 27

## EAST CAROLINA vs. MARSHALL

(East Carolina leads 9-3)

2010 at East Carolina 41, Marshall 14  
2009 East Carolina 21 at Marshall 17  
2008 at East Carolina 19 Marshall 16 (ot)  
2007 at Marshall 26 East Carolina 7  
2006 at East Carolina 33 Marshall 20  
2005 East Carolina 34 at Marshall 29  
2001 Marshall 64 East Carolina 61 (2ot)  
1978 at East Carolina 45 Marshall 0  
1970 at East Carolina 17 Marshall 14  
1969 at Marshall 38 East Carolina 7  
1968 at East Carolina 49 Marshall 20  
1967 East Carolina 29 at Marshall 13

## EAST CAROLINA vs. MEMPHIS

(East Carolina leads 13-6)

2010 at East Carolina 49 Memphis 27  
2009 East Carolina 38 at Memphis 19  
2008 at East Carolina 30 Memphis 10  
2007 East Carolina 56 at Memphis 40  
2006 at East Carolina 35 Memphis 20  
2005 at Memphis 27 East Carolina 24  
2004 Memphis 38 at East Carolina 35  
2003 at Memphis 41 East Carolina 24  
2001 at East Carolina 32 Memphis 11  
2000 at Memphis 17 East Carolina 10  
1998 East Carolina 34 at Memphis 31  
1997 at East Carolina 32 Memphis 10  
1996 East Carolina 20 at Memphis 10  
1995 at East Carolina 31 Memphis 17  
1994 East Carolina 30 at Memphis 6  
1993 Memphis 34 at East Carolina 7  
1992 at Memphis 42 East Carolina 7  
1991 at East Carolina 20 Memphis 13  
1990 East Carolina 24 at Memphis 17

## EAST CAROLINA vs. RICE

(Series tied 2-2)

2010 at Rice 62 East Carolina 38  
2009 at East Carolina 49 Rice 13  
2006 at Rice 18, East Carolina 17  
2005 at East Carolina 41 Rice 28

## EAST CAROLINA vs. SMU

(Series tied 2-2)

2010 SMU 45 at East Carolina 38 (ot)  
2009 at SMU 28 East Carolina 21  
2006 at East Carolina 38, SMU 21  
2005 East Carolina 24 SMU 17

## EAST CAROLINA vs. SOUTHERN MISS

(Southern Miss leads series 26-10)

2010 East Carolina 44 at Southern Miss 43  
2009 at East Carolina 25 Southern Miss 20  
2008 at Southern Miss 21 East Carolina 3  
2007 Southern Miss 28, at East Carolina 21  
2006 East Carolina 20 at Southern Miss 17 (ot)  
2005 Southern Miss 33 at East Carolina 7  
2004 at Southern Miss 51 East Carolina 10  
2003 Southern Miss 38 at East Carolina 21  
2002 at Southern Miss 24 East Carolina 7  
2001 Southern Miss 28 at East Carolina 21  
2000 East Carolina 14 at Southern Miss 9  
1999 Southern Miss 39 at East Carolina 22  
1998 at Southern Miss 41 East Carolina 7  
1997 Southern Miss 23 at East Carolina 13  
1996 Southern Miss 28 at East Carolina 7  
1995 East Carolina 36 at Southern Miss 34  
1994 at East Carolina 31 Southern Miss 10  
1993 at Southern Miss 24 East Carolina 16  
1992 Southern Miss 38 at East Carolina 21  
1991 East Carolina 48 at Southern Miss 20  
1990 Southern Miss 16 at East Carolina 7  
1989 at Southern Miss 41 East Carolina 27  
1988 Southern Miss 45 at East Carolina 42  
1987 at Southern Miss 38 East Carolina 34  
1986 Southern Miss 23 at East Carolina 21  
1985 at Southern Miss 27 East Carolina 0  
1984 Southern Miss 31 at East Carolina 27  
1983 East Carolina 10 at Southern Miss 6  
1980 Southern Miss 35 at East Carolina 7  
1978 at Southern Miss 17 East Carolina 16  
1976 at East Carolina 48 Southern Miss 0  
1973 East Carolina 13 at Southern Miss 0  
1969 Southern Miss 14 at East Carolina 7  
1968 at Southern Miss 65 East Carolina 0  
1966 Southern Miss 35 at East Carolina 14  
1951 at Southern Miss 40 East Carolina 0

## EAST CAROLINA vs. TULANE

(East Carolina leads 8-2)

2008 East Carolina 28 at Tulane 24  
2007 at East Carolina 35 Tulane 12  
2004 at East Carolina 27 Tulane 25  
2003 at Tulane 28 East Carolina 18  
2002 at East Carolina 24 Tulane 20  
2001 East Carolina 51 at Tulane 24  
2000 at East Carolina 37 Tulane 17  
1999 at East Carolina 52 Tulane 7  
1997 at Tulane 33 East Carolina 16  
1990 at East Carolina 38 Tulane 28

## EAST CAROLINA vs. TULSA

(Tulsa leads 6-4)

2010 at East Carolina 51 Tulsa 49  
2009 East Carolina 44 at Tulsa 17  
2008 East Carolina 27 at Tulsa 24 (C-USA Championship Game)  
2006 Tulsa 31 at East Carolina 10  
2005 at Tulsa 45 East Carolina 13  
1995 at East Carolina 28 Tulsa 7  
1994 East Carolina 28 at Tulsa 21  
1993 Tulsa 52 at East Carolina 26  
1985 Tulsa 21 at East Carolina 20  
1984 at Tulsa 31 East Carolina 20

## EAST CAROLINA vs. UAB

(East Carolina leads 6-4)

2010 East Carolina 54 at UAB 42  
2009 at East Carolina 37 UAB 21  
2008 East Carolina 17 at UAB 13  
2007 at East Carolina 41 UAB 6  
2006 at UAB 17, East Carolina 12  
2005 at East Carolina 31 UAB 23  
2002 at UAB 36 East Carolina 29  
2000 UAB 16 at East Carolina 13  
1999 at UAB 36 East Carolina 17  
1998 at East Carolina 26 UAB 7

## EAST CAROLINA vs. UCF

(East Carolina leads 8-2)

2010 at UCF 49 East Carolina 35  
2009 at East Carolina 19, UCF 14  
2008 East Carolina 13 at UCF 10 (ot)  
2007 at East Carolina 52 UCF 38  
2006 East Carolina 23 at UCF 10  
2005 UCF 30 at East Carolina 20  
1996 at East Carolina 28 UCF 7  
1994 at East Carolina 23 UCF 20  
1993 at East Carolina 41 UCF 17  
1991 East Carolina 47 at UCF 25

## EAST CAROLINA vs. UTEP

(East Carolina leads 2-0)

2008 at East Carolina 53 UTEP 21  
2007 East Carolina 45 at UTEP 42 (ot)

## HOUSTON vs. MARSHALL

(Series tied 1-1)

2008 at Marshall 37 Houston 23  
2007 at Houston 35 Marshall 28

## HOUSTON vs. MEMPHIS

(Houston leads 12-9)

2010 Houston 56 at Memphis 17  
2009 at Houston 55 Memphis 14  
2006 Houston 23 at Memphis 20 (ot)  
2005 Memphis 35 at Houston 20  
2004 at Memphis 41 Houston 14  
2003 Memphis 45 at Houston 14  
2002 Houston 26 at Memphis 21  
2001 Memphis 52 at Houston 33  
2000 Houston 33 at Memphis 30 (3ot)  
1998 at Houston 35 Memphis 14  
1997 at Memphis 24 Houston 3  
1996 at Houston 37 Memphis 20  
1978 at Memphis 17 Houston 3  
1975 at Memphis 14 Houston 7  
1974 at Houston 13 Memphis 10  
1973 Houston 35 at Memphis 21  
1971 Houston 35 at Memphis 7  
1968 Houston 27 at Memphis 7  
1967 at Houston 35 Memphis 18  
1966 Memphis 14 at Houston 13  
1963 at Memphis 29 Houston 6

## HOUSTON vs. RICE

(Houston leads 26-11)

2010 at Rice 34 Houston 31  
2009 at Houston 73 Rice 14  
2008 at Rice 56 Houston 42  
2007 at Houston 56 Rice 48  
2006 Houston 31 at Rice 30

2005 at Houston 35 Rice 18  
2004 vs. Rice 10 Houston 7  
2003 at Houston 48 Rice 14  
2002 Houston 24 at Rice 10  
2001 Rice 21 at Houston 14  
2000 at Rice 30 Houston 27 (ot)  
1999 at Houston 28 Rice 3  
1995 Houston 18 at Rice 17  
1994 Rice 31 at Houston 13  
1993 at Rice 37 Houston 7  
1992 at Houston 61 Rice 34  
1991 Houston 41 at Rice 21  
1990 at Houston 24 Rice 22  
1989 Houston 64 at Rice 0  
1988 at Houston 45 at Rice 14  
1987 Houston 45 at Rice 21  
1986 Rice 14 at Houston 13  
1985 Houston 24 at Rice 20  
1984 at Houston 38 Rice 26  
1983 Houston 45 at Rice 14  
1982 at Houston 28 Rice 21  
1981 Houston 40 at Rice 3  
1980 Rice 35 at Houston 7  
1979 Houston 63 at Rice 0  
1978 at Houston 49 Rice 25  
1977 Houston 51 at Rice 21  
1976 Houston 42 at Rice 20  
1975 Rice 24 at Houston 7  
1974 Houston 21 at Rice 6  
1973 at Houston 24 Rice 6  
1972 at Rice 14 Houston 13  
1971 Houston 23 at Rice 21

## HOUSTON vs. SMU

(Houston leads 16-9-1)

2010 Houston 45 at SMU 20  
2009 at Houston 38 SMU 15  
2008 Houston 44 at SMU 38  
2007 at Houston 38 SMU 28  
2006 Houston 37 at SMU 27  
2005 SMU 29 at Houston 24  
2000 at Houston 17 SMU 15  
1995 at Houston 38 SMU 15  
1994 Houston 39 at SMU 33  
1993 SMU 28 at Houston 28 (tie)  
1992 at SMU 41 Houston 16  
1991 at Houston 49 at SMU 20  
1990 Houston 44 at SMU 17  
1989 at Houston 95 SMU 21  
1986 SMU 10 at Houston 3  
1985 SMU 37 at Houston 13  
1984 at Houston 29 SMU 20  
1983 SMU 34 at Houston 12  
1982 at SMU 20 Houston 14  
1981 at Houston 38 SMU 22  
1980 Houston 13 at SMU 11  
1979 at Houston 37 SMU 10  
1978 Houston 42 at SMU 28  
1977 SMU 37 at Houston 23  
1976 Houston 29 at SMU 6  
1975 SMU 26 at Houston 16

## HOUSTON vs. SOUTHERN MISS

(Southern Miss leads 9-3)

2010 at Southern Miss 59 Houston 41  
2009 at Houston 50 Southern Miss 43  
2006 at Houston 34 Southern Miss 20 (C-USA Championship Game)  
2006 at Southern Miss 31 Houston 27  
2005 at Houston 27 Southern Miss 24  
2004 at Southern Miss 35 Houston 29 (ot)  
2003 Southern Miss 31 at Houston 10  
2001 at Southern Miss 58 Houston 14  
2000 Southern Miss 6 at Houston 3  
1998 Southern Miss 21 at Houston 15  
1997 at Southern Miss 33 Houston 0  
1996 at Houston 56 USM 49 (ot)  
1957 Southern Miss 27 at Houston 12

## HOUSTON vs. TULANE

(Houston leads 12-4)

2010 at Houston 42 Tulane 23  
2009 Houston 44 at Tulane 16  
2008 Houston 42 Tulane 14  
2007 Houston 34 at Tulane 10  
2006 at Houston 45 Tulane 7  
2005 Houston 35 vs. Tulane 14  
2004 at Houston 24 Tulane 3  
2003 Houston 45 at Tulane 42  
2002 Tulane 34 at Houston 13  
2000 at Tulane 41 Houston 23  
1999 at Houston 36 Tulane 31  
1998 at Tulane 48 Houston 20  
1997 Tulane 44 at Houston 10  
1996 Houston 20 at Tulane 17  
1973 Houston 47 Tulane 7 (Bluebonnet Bowl)  
1968 at Houston 54 Tulane 7

## HOUSTON vs. TULSA

(Houston leads 19-17)

2010 Tulsa 28 at Houston 25  
2009 Houston 46 at Tulsa 45  
2008 at Houston 70 Tulsa 30  
2007 at Tulsa 56 Houston 7  
2006 at Houston 27 Tulsa 10  
2005 Houston 30 at Tulsa 23  
1993 Tulsa 38 at Houston 24  
1992 at Tulsa 28 Houston 25  
1988 at Houston 82 Tulsa 28  
1986 Tulsa 24 at Houston 14  
1985 at Tulsa 31 Houston 24  
1975 at Houston 42 Tulsa 30  
1974 at Tulsa 30 Houston 14  
1973 at Houston 35 Tulsa 0  
1972 Houston 21 at Tulsa 0  
1970 at Houston 21 Tulsa 9  
1969 Houston 47 at Tulsa 14  
1968 at Houston 100 Tulsa 6  
1967 at Tulsa 22 Houston 13  
1966 at Houston 73 Tulsa 14  
1965 Tulsa 14 at Houston 0  
1964 Tulsa 31 at Houston 23  
1963 at Tulsa 22 Houston 21  
1962 at Houston 35 Tulsa 31  
1961 Houston 14 at Tulsa 2  
1960 Tulsa 26 at Houston 16  
1959 Houston 22 at Tulsa 13  
1958 Tulsa 25 at Houston 20  
1957 Houston 13 at Tulsa 7  
1956 at Houston 14 Tulsa 0

1955 at Tulsa 17 Houston 14  
1954 at Houston 20 Tulsa 7  
1953 at Tulsa 23 Houston 21  
1952 at Houston 33 Tulsa 7  
1951 at Tulsa 46 Houston 27  
1950 Tulsa 28 at Houston 21

## HOUSTON vs. UAB

(UAB leads 4-3)

2008 at Houston 45 UAB 20  
2007 Houston 49 at UAB 10  
2004 at UAB 20 Houston 7  
2003 at Houston 56 UAB 28  
2002 at UAB 51 Houston 34  
2001 UAB 43 at Houston 21  
1999 at UAB 29 Houston 10

## HOUSTON vs. UCF

(UCF leads 3-1)

2010 UCF 40 at Houston 33  
2009 at UCF 37 Houston 32  
2006 at Houston 51, UCF 31  
2005 at UCF 31 Houston 29

## HOUSTON vs. UTEP

(Series tied 4-4)

2010 at Houston 54 UTEP 24  
2009 at UTEP 58 Houston 41  
2008 at Houston 56 UTEP 47  
2007 Houston 34 at UTEP 31  
2006 at Houston 34 UTEP 17  
2005 at UTEP 44 Houston 41 (ot)  
1948 at UTEP 35 Houston 7  
1946 at UTEP 20 Houston 7

## MARSHALL vs. MEMPHIS

(Marshall leads 4-2)

2010 at Marshall 28 Memphis 13  
2009 Marshall 27 at Memphis 16  
2008 at Marshall 17 Memphis 16  
2007 at Memphis 24 Marshall 21  
2006 at Marshall 41 Memphis 27  
2005 at Memphis 26 Marshall 3

## MARSHALL vs. RICE

(Series tied 1-1)

2008 at Rice 35 Marshall 10  
2007 at Marshall 34 Rice 21

## MARSHALL vs. SMU

(Series tied 2-2)

2010 at SMU 31 Marshall 17  
2009 at Marshall 34 SMU 31  
2006 at SMU 31 Marshall 21  
2005 at Marshall 16 SMU 13 (ot)

## MARSHALL vs. SOUTHERN MISS

(Southern Miss leads 5-1)

2010 at Southern Miss 41 Marshall 16  
2009 Southern Miss 27 at Marshall 20  
2008 Marshall 34 at Southern Miss 27  
2007 Southern Miss 33 at Marshall 24  
2006 at Southern Miss 42 Marshall 7  
2005 Southern Miss 27 at Marshall 24 (ot)

## MARSHALL vs. TULANE

(Marshall leads 4-0)

2010 at Marshall 38 Tulane 23  
2009 Marshall 31 at Tulane 10  
2006 at Marshall 42 Tulane 21  
2005 Marshall 27 vs. Tulane 26

## MARSHALL vs. TULSA

(Tulsa leads 2-0)

2008 Tulsa 38 at Marshall 35  
2007 at Tulsa 38 at Marshall 31

## MARSHALL vs. UAB

(Marshall leads 5-1)

2010 Marshall 31 UAB 17  
2009 at Marshall 27 UAB 7  
2008 at UAB 23 Marshall 21  
2007 at Marshall 46 UAB 39  
2006 Marshall 31 at UAB 24  
2005 at Marshall 20 UAB 19

## MARSHALL vs. UCF

(UCF leads 6-3)

2010 at UCF 35 Marshall 14  
2009 at UCF 21 Marshall 20  
2008 UCF 30 at Marshall 14  
2007 at UCF 47 Marshall 13  
2006 UCF 23 at Marshall 22  
2005 at UCF 23 Marshall 13  
2004 at Marshall 20 UCF 3  
2003 Marshall 21 at UCF 7  
2002 at Marshall 26 UCF 21

## MARSHALL vs. UTEP

(Series tied 2-2)

2010 at Marshall 16 UTEP 12  
2009 at UTEP 52 Marshall 21  
2006 at Marshall 49 UTEP 21  
2005 at UTEP 31 Marshall 3

## MEMPHIS vs. RICE

(Series tied 1-1)

2008 Rice 42 at Memphis 35  
2007 Memphis 38 at Rice 35

## MEMPHIS vs. SMU

(Memphis leads 3-0)

2008 Memphis 31 at SMU 26  
2007 at Memphis 55 SMU 52 (3ot)  
1976 at Memphis 27 SMU 13

## MEMPHIS vs. SOUTHERN MISS

(Southern Miss leads 38-21-1)

2010 Southern Miss 41 at Memphis 19  
2009 at Southern Miss 36 Memphis 16  
2008 at Memphis 36 Southern Miss 30  
2007 Memphis 29 at Southern Miss 26  
2006 Southern Miss 42 at Memphis 21  
2005 Memphis 24 at Southern Miss 22  
2004 at Memphis 30 Southern Miss 26  
2003 at Southern Miss 23 Memphis 6  
2002 at Southern Miss 33 Memphis 14  
2001 at Memphis 22 Southern Miss 17  
2000 at Southern Miss 24 Memphis 3  
1999 Southern Miss 20 at Memphis 5  
1998 at Southern Miss 45 Memphis 3  
1997 Southern Miss 42 at Memphis 18  
1996 at Southern Miss 16 Memphis 0  
1995 Southern Miss 17 at Memphis 9

1994 at Southern Miss 20 Memphis 3  
1993 at Memphis 20 Southern Miss 9  
1992 at Southern Miss 23 Memphis 21  
1991 at Memphis 17 Southern Miss 12  
1990 at Southern Miss 23 Memphis 7  
1989 Southern Miss 31 at Memphis 7  
1988 at Southern Miss 34 Memphis 17  
1987 Southern Miss 17 at Memphis 14  
1986 at Southern Miss 14 Memphis 9  
1985 Southern Miss 14 at Memphis 7  
1984 Memphis 23 at Southern Miss 13  
1983 Southern Miss 27 at Memphis 20  
1982 at Southern Miss 34 Memphis 13  
1981 Southern Miss 10 at Memphis 0  
1979 at Southern Miss 22 Memphis 0  
1978 Southern Miss 13 at Memphis 10  
1977 at Memphis 42 Southern Miss 14  
1976 at Southern Miss 14 Memphis 12  
1975 Southern Miss 21 at Memphis 7  
1974 Southern Miss 6 at Memphis 0  
1973 Southern Miss 13 at Memphis 10  
1972 Southern Miss 14 Memphis 14 (tie) (Jackson, Miss.)  
1971 at Memphis 27 Southern Miss 12  
1970 at Memphis 33 Southern Miss 0  
1969 at Memphis 37 Southern Miss 7  
1968 at Memphis 29 Southern Miss 7  
1967 Memphis 24 Southern Miss 8 (Jackson, Miss.)  
1966 at Memphis 6 Southern Miss 0  
1965 Southern Miss 21 Memphis 16 (Jackson, Miss.)  
1964 Southern Miss 20 Memphis 18 (Jackson, Miss.)  
1964 Southern Miss 20 Memphis 14  
1963 Memphis 28 Southern Miss 7 (Jackson, Miss.)  
1962 at Memphis 8 Southern Miss 6  
1961 at Memphis 21 Southern Miss 7  
1960 Memphis 7 at Southern Miss 6  
1959 at Memphis 21 Southern Miss 6  
1958 at Southern Miss 24 Memphis 22  
1957 Southern Miss 14 at Memphis 6  
1956 at Southern Miss 27 Memphis 0  
1955 Southern Miss 34 at Memphis 14  
1954 at Southern Miss 34 Memphis 21  
1953 at Memphis 27 Southern Miss 13  
1952 at Southern Miss 27 Memphis 0  
1936 at Southern Miss 25 Memphis 0  
1935 Southern Miss 12 at Memphis 0

## MEMPHIS vs. TULANE

(Memphis leads 15-11-1)

2008 at Memphis 45 Tulane 6  
2007 Memphis 28 at Tulane 27  
2004 at Memphis 49 Tulane 24  
2003 Memphis 41 at Tulane 9  
2002 at Memphis 38 Tulane 10  
2000 at Tulane 37 Memphis 14  
1999 Memphis 49 at Tulane 7  
1998 Tulane 41 at Memphis 31  
1997 at Tulane 26 Memphis 14  
1996 at Memphis 17 Tulane 10  
1995 Memphis 23 at Tulane 8  
1994 at Memphis 13 Tulane 0  
1992 Memphis 62 at Tulane 20  
1990 at Memphis 21 Tulane 14  
1989 at Tulane 38 Memphis 34  
1988 at Tulane 20 Memphis 19  
1987 at Memphis 45 Tulane 36

1986 at Tulane 15 Memphis 6  
 1985 at Memphis 38 Tulane 21  
 1984 at Tulane 14 Memphis 9  
 1983 at Memphis 28 Tulane 25  
 1982 at Tulane 17 Memphis 10  
 1981 Tulane 24 at Memphis 7  
 1980 at Tulane 21 Memphis 16  
 1978 at Tulane 41 Memphis 24  
 1977 at Memphis 27 Tulane 9  
 1976 Memphis 14 at Tulane 7  
 1954 at Tulane 13 Memphis 13 (tie)

**MEMPHIS vs. TULSA**  
**(Memphis leads 14-10)**

2010 Tulsa 48 at Memphis 7  
 2009 at Tulsa 33 Memphis 30 (ot)  
 2006 Tulsa 35 at Memphis 14  
 2005 at Tulsa 37 Memphis 31  
 1995 at Memphis 10 Tulsa 7  
 1994 Memphis 42 at Tulsa 18  
 1993 Tulsa 23 at Memphis 19  
 1992 Memphis 30 at Tulsa 25  
 1991 Tulsa 33 at Memphis 28  
 1990 Memphis 22 at Tulsa 10  
 1988 at Memphis 26 Tulsa 20  
 1987 Memphis 14 at Tulsa 0  
 1976 at Tulsa 16 Memphis 14  
 1975 Memphis 16 at Tulsa 14  
 1973 at Memphis 28 Tulsa 16  
 1972 at Memphis 49 Tulsa 21  
 1970 at Tulsa 27 Memphis 12  
 1969 at Memphis 42 Tulsa 24  
 1968 Memphis 32 at Tulsa 6  
 1966 at Memphis 6 Tulsa 0  
 1965 at Tulsa 32 Memphis 28  
 1964 at Tulsa 19 Memphis 7  
 1963 Memphis 28 at Tulsa 15  
 1961 Memphis 48 at Tulsa 12

**MEMPHIS vs. UAB**  
**(UAB leads 9-4)**

2010 at UAB 31 Memphis 15  
 2009 UAB 31 at Memphis 21  
 2008 Memphis 33 at UAB 30  
 2007 at Memphis 25 UAB 9  
 2006 at UAB 35 Memphis 29  
 2005 UAB 37 at Memphis 20  
 2004 at UAB 35 Memphis 28  
 2003 UAB 24 at Memphis 10  
 2002 at UAB 31 Memphis 17  
 2001 UAB 17 at Memphis 14  
 2000 at UAB 13 Memphis 9  
 1999 Memphis 38 at UAB 14  
 1997 at Memphis 28 UAB 7

**MEMPHIS vs. UCF**  
**(UCF leads 6-1)**

2010 UCF 37 at Memphis 17  
 2009 at UCF 32 Memphis 14  
 2008 UCF 28 at Memphis 21  
 2007 at UCF 56 Memphis 20  
 2006 UCF 26 at Memphis 24  
 2005 at UCF 38 Memphis 17  
 1990 at Memphis 37 UCF 28

**MEMPHIS vs. UTEP**  
**(Memphis leads 3-1)**

2010 at UTEP 16 Memphis 13  
 2009 at Memphis 35 UTEP 20  
 2006 Memphis 38 at UTEP 19

2005 at Memphis 27 UTEP 20

**RICE vs. SMU**  
**(SMU leads 47-40-1)**

2010 SMU 41 at Rice 31  
 2009 at SMU 31 Rice 28  
 2008 at Rice 56 SMU 27  
 2007 Rice 43 SMU 42  
 2006 at Rice 31 SMU 27  
 2005 at SMU 27 Rice 7  
 2004 at Rice 44 SMU 10  
 2003 Rice 41 at SMU 20  
 2002 at Rice 27 SMU 15  
 2001 at SMU 37 Rice 20  
 2000 at Rice 43 SMU 14  
 1999 at SMU 27 Rice 2  
 1998 at Rice 23 SMU 17 (ot)  
 1997 at SMU 24 Rice 6  
 1996 at Rice 35 SMU 17  
 1995 Rice 34 at SMU 24  
 1994 at Rice 17 SMU 10  
 1993 Rice 31 at SMU 24  
 1992 Rice 28 SMU 13  
 1991 Rice 31 at SMU 10  
 1990 at Rice 30 SMU 28  
 1989 Rice 35 at SMU 6  
 1986 SMU 45 at Rice 3  
 1985 at SMU 40 Rice 15  
 1984 SMU 31 at Rice 17  
 1983 at SMU 20 Rice 6  
 1982 SMU 41 at Rice 14  
 1981 at SMU 33 Rice 12  
 1980 SMU 34 at Rice 14  
 1979 at SMU 35 Rice 17  
 1978 SMU 58 at Rice 0  
 1977 at SMU 41 Rice 24  
 1976 at Rice 41 SMU 34  
 1975 at Rice 28 SMU 17  
 1974 at SMU 19 Rice 14  
 1973 SMU 27 at Rice 16  
 1972 at SMU 29 Rice 14  
 1971 SMU 16 at Rice 10  
 1970 at SMU 10 Rice 0  
 1969 SMU 34 at Rice 14  
 1968 at SMU 32 Rice 24  
 1967 at Rice 14 SMU 10  
 1966 at SMU 28 Rice 24  
 1965 SMU 17 at Rice 14  
 1964 Rice 7 at SMU 6  
 1963 at Rice 13 SMU 7  
 1962 at SMU 15 Rice 7  
 1961 at Rice 10 SMU 0  
 1960 Rice 47 at SMU 10  
 1959 at Rice 13 SMU 13 (tie)  
 1958 Rice 13 at SMU 7  
 1957 Rice 27 at SMU 21  
 1956 SMU 14 at Rice 13  
 1955 at SMU 20 Rice 0  
 1954 SMU 20 at Rice 6  
 1953 at SMU 12 Rice 7  
 1952 SMU 21 at Rice 14  
 1951 Rice 28 at SMU 7  
 1950 SMU 42 at Rice 21  
 1949 Rice 41 SMU 27  
 1948 SMU 33 at Rice 7  
 1947 at SMU 14 Rice 0  
 1946 at Rice 21 SMU 7  
 1945 at SMU 21 Rice 18  
 1944 at Rice 21 SMU 0  
 1943 at SMU 12 Rice 0  
 1942 at Rice 13 SMU 7

1941 Rice 6 at SMU 0  
 1940 SMU 7 at Rice 6  
 1939 at SMU 13 Rice 6  
 1938 at Rice 25 SMU 14  
 1937 Rice 15 at SMU 7  
 1936 SMU 9 at Rice 0  
 1935 at SMU 10 Rice 0  
 1934 at Rice 9 SMU 0  
 1933 SMU 13 at Rice 7  
 1932 Rice 13 at SMU 0  
 1931 SMU 21 at Rice 12  
 1930 SMU 32 at Rice 0  
 1929 at SMU 43 Rice 0  
 1928 at SMU 53 Rice 13  
 1927 at SMU 34 Rice 6  
 1926 SMU 20 at Rice 0  
 1921 at Rice 7 SMU 0  
 1920 Rice 10 at SMU 0  
 1919 at Rice 21 SMU 14  
 1918 at Rice 13 SMU 0  
 1916 at Rice 146 SMU 3

**RICE vs. SOUTHERN MISS**  
**(Rice leads 2-0)**

2008 at Rice 45 Southern Miss 40  
 2007 Rice 31 at Southern Miss 29

**RICE vs. TULANE**  
**(Rice leads 17-15-1)**

2010 at Tulane 54 Rice 49  
 2009 at Rice 28 Tulane 20  
 2008 Rice 42 at Tulane 17  
 2007 Tulane 45 at Rice 31  
 2006 at Tulane 38 Rice 24  
 2005 at Rice 42 Tulane 34  
 1997 Rice 30 at Tulane 24  
 1996 Rice 21 at Tulane 14  
 1995 Tulane 17 at Rice 15  
 1994 Tulane 15 at Rice 13  
 1993 at Rice 34 Tulane 0  
 1991 Rice 28 at Tulane 19  
 1990 Tulane 21 at Rice 10  
 1989 at Tulane 20 Rice 19  
 1982 at Tulane 30 Rice 6  
 1981 at Rice 20 Tulane 16  
 1980 at Tulane 35 Rice 14  
 1979 at Rice 21 Tulane 17  
 1971 at Rice 14 Tulane 11  
 1960 at Rice 10 Tulane 7  
 1947 at Rice 3 Tulane 0  
 1946 Rice 25 at Tulane 6  
 1945 at Rice 13 Tulane 7  
 1944 at Tulane 21 Rice 0  
 1943 Tulane 33 at Rice 0  
 1942 at Tulane 18 Rice 7  
 1941 at Rice 10 Tulane 9  
 1940 at Tulane 15 Rice 6  
 1938 at Tulane 26 Rice 17  
 1921 Tulane 7 at Rice 6  
 1920 at Tulane 0 Rice 0 (tie)  
 1917 Rice 16 at Tulane 0  
 1916 at Rice 23 Tulane 13

**RICE vs. TULSA**  
**(Tulsa leads 8-7-1)**

2010 at Tulsa 64 Rice 27  
 2009 Tulsa 27 at Rice 10  
 2008 at Tulsa 63 Rice 28  
 2007 Tulsa 48 at Rice 43  
 2006 Rice 44 at Tulsa 38 (2ot)

2005 Tulsa 41 at Rice 21  
 2004 at Tulsa 39 Rice 22  
 2003 Tulsa 31 at Rice 28  
 2002 Rice 33 at Tulsa 18  
 2001 at Rice 59 Tulsa 32  
 2001 Tulsa 23 at Rice 16  
 1999 Rice 20 at Tulsa 10  
 1998 at Rice 14 Tulsa 10  
 1997 Rice 42 at Tulsa 24  
 1996 at Rice 42 Tulsa 14  
 1937 at Rice 0, Tulsa 0 (tie)

**RICE vs. UAB**  
**(Series tied 2-2)**

2010 at Rice 28 UAB 23  
 2009 at UAB 44 Rice 24  
 2006 at Rice 34 UAB 33  
 2005 at UAB 45 Rice 26

**RICE vs. UCF**  
**(UCF leads 3-1)**

2010 at UCF 41 Rice 14  
 2009 UCF 49 at Rice 7  
 2006 Rice 40 at UCF 29  
 2005 UCF 31 at Rice 28

**RICE vs. UTEP**  
**(Rice leads 8-6)**

2010 at UTEP 44 Rice 24  
 2009 at Rice 30 UTEP 29  
 2008 Rice 49 at UTEP 44  
 2007 at Rice 56 UTEP 48  
 2006 Rice 37 at UTEP 31  
 2005 UTEP 38 at Rice 31  
 2004 at UTEP 35 Rice 28  
 2003 at Rice 45 UTEP 14  
 2002 at UTEP 38 Rice 35  
 2001 at Rice 27 UTEP 17  
 2000 at UTEP 38 Rice 21  
 1999 UTEP 30 at Rice 29  
 1997 at Rice 31 UTEP 13  
 1996 Rice 48 at UTEP 21

**SMU vs. SOUTHERN MISS**  
**(Southern Miss leads 2-0)**

2008 Southern Miss 28 at SMU 12  
 2007 at Southern Miss 28 SMU 7

**SMU vs. TULANE**  
**(Tulane leads 12-7)**

2010 SMU 31 at Tulane 17  
 2009 at SMU 26 Tulane 21  
 2008 at Tulane 34 SMU 27  
 2007 Tulane 41 at SMU 34 (ot)  
 2006 SMU 33 at Tulane 28  
 2005 Tulane 31 at SMU 10  
 2000 Tulane 29 at SMU 17  
 1999 Tulane 53 SMU 19  
 1998 Tulane 31 at SMU 21  
 1992 Tulane 13 at SMU 12  
 1991 SMU 31 Tulane 17  
 1990 Tulane 43 SMU 7  
 1982 at SMU 51 Tulane 7  
 1980 SMU 31 Tulane 21  
 1979 Tulane 24 SMU 17  
 1977 at SMU 26 Tulane 23  
 1945 Tulane 19 SMU 7  
 1944 Tulane 27 SMU 7  
 1943 Tulane 12 SMU 6

## **SMU vs. TULSA**

**(SMU leads 12-6)**

2010 at SMU 21 Tulsa 18  
2009 SMU 27 at Tulsa 13  
2008 Tulsa 37 at SMU 31  
2007 at Tulsa 29 SMU 23  
2006 at SMU 34 Tulsa 24  
2005 at Tulsa 20 SMU 13  
2004 at SMU 41, Tulsa 35 (ot)  
2003 at Tulsa 35 SMU 16  
2002 at SMU 21 Tulsa 21  
2001 SMU 24 at Tulsa 14  
2000 at SMU 24 Tulsa 20  
1999 SMU 26 at Tulsa 14  
1998 at SMU 33 Tulsa 3  
1997 SMU 42 at Tulsa 21  
1996 at SMU 17 Tulsa 10  
1991 Tulsa 31 at SMU 26  
1943 at SMU 20 Tulsa 7  
1935 SMU 14 at Tulsa 0

## **SMU vs. UAB**

**(SMU leads 4-0)**

2010 at SMU 28 UAB 7  
2009 SMU 35 at UAB 33  
2006 at SMU 22 UAB 9  
2005 SMU 28 at UAB 27

## **SMU vs. UCF**

**(UCF leads 3-0)**

2010 at UCF 17 SMU 7  
(C-USA Championship Game)  
2008 at UCF 31 SMU 17  
2007 UCF 49 at SMU 20

## **SMU vs. UTEP**

**(SMU leads 10-8)**

2010 at UTEP 28 SMU 14  
2009 at SMU 35 UTEP 31  
2008 at UTEP 36 SMU 10  
2007 UTEP 48 SMU 45 (ot)  
2006 at UTEP 24 SMU 21  
2005 at SMU 40 UTEP 27  
2004 at UTEP 57 SMU 27  
2003 at UTEP 21 SMU 19  
2002 SMU 42 at UTEP 35  
2001 at SMU 40 UTEP 14  
2000 at UTEP 37 SMU 20  
1999 at UTEP 42 SMU 28  
1997 at SMU 28 UTEP 14  
1996 SMU 30 at UTEP 0  
1985 at SMU UTEP 23  
1982 SMU 31 at UTEP 10  
1933 at SMU 27 UTEP 6  
1932 SMU 26 at UTEP 0

## **SOUTHERN MISS vs. TULANE**

**(Southern Miss leads 23-7)**

2010 Southern Miss 46 at Tulane 30  
2009 at Southern Miss 43 Tulane 6  
2006 Southern Miss 31 at Tulane 3  
2005 at Southern Miss 26 Tulane 7  
2004 Southern Miss 32 Tulane 14  
2003 at Southern Miss 28 Tulane 14  
2002 at Tulane 31 Southern Miss 10  
2001 at Southern Miss 59 Tulane 6  
2000 Southern Miss 56 at Tulane 24  
1999 at Southern Miss 48 Tulane 14  
1998 at Tulane 21 Southern Miss 7

1997 at Southern Miss 34 Tulane 13  
1996 Southern Miss 31 at Tulane 28  
1995 at Southern Miss 45 Tulane 0  
1994 Southern Miss 25 at Tulane 10  
1993 Tulane 17 at Southern Miss 15  
1992 Southern Miss 17 at Tulane 7  
1991 at Southern Miss 47 Tulane 14  
1990 Southern Miss 26 at Tulane 14  
1989 at Southern Miss 30 Tulane 21  
1988 Southern Miss 38 at Tulane 13  
1987 at Southern Miss 31 Tulane 24  
1986 at Tulane 35 Southern Miss 20  
1985 at Southern Miss 24 Tulane 6  
1984 at Tulane 35 Southern Miss 7  
1983 Tulane 14 at Southern Miss 7  
1982 Southern Miss 22 at Tulane 10  
1981 at Southern Miss 21 Tulane 3  
1980 Southern Miss 17 at Tulane 14  
1979 Tulane 20 at Southern Miss 19

## **SOUTHERN MISS vs. TULSA**

**(Tulsa leads 5-3-1)**

2010 at Tulsa 56 Southern Miss 50  
2009 at Southern Miss 44 Tulsa 34  
2006 at Tulsa 20 Southern Miss 6  
2005 Tulsa 34 at Southern Miss 17  
1994 at Southern Miss 47 Tulsa 29  
1993 at Tulsa 30 Southern Miss 30 (tie)  
1992 at Southern Miss 33 Tulsa 24  
1991 at Tulsa 13 Southern Miss 10

## **SOUTHERN MISS vs. UAB**

**(Southern Miss leads 9-2)**

2010 UAB 50 at Southern Miss 49 (2ot)  
2009 at UAB 30 Southern Miss 17  
2008 at Southern Miss 70 UAB 14  
2007 Southern Miss 37 at UAB 7  
2006 at Southern Miss 25 UAB 20  
2005 Southern Miss 37 at UAB 28  
2004 at Southern Miss 26 UAB 21  
2003 Southern Miss 17 at UAB 12  
2002 Southern Miss 20 at UAB 13  
2001 at Southern Miss 3 UAB 0  
2000 Southern Miss 33 UAB 30 (2 ot)

## **SOUTHERN MISS vs. UCF**

**(Southern Miss leads 5-1-0)**

2010 Southern Miss 31 at UCF 21  
2009 at Southern Miss 26 UCF 19  
2008 Southern Miss 17 at UCF 6  
2007 UCF 34, Southern Miss 17  
2006 Southern Miss 19 at UCF 14  
2005 at Southern Miss 52 UCF 31

## **SOUTHERN MISS vs. UTEP**

**(Series tied 2-2)**

2008 UTEP 40 at Southern Miss 37 (2ot)  
2007 Southern Miss 56 at UTEP 30  
1988 Southern Miss 38 vs. UTEP 18  
(Independence Bowl)  
1954 UTEP 37 vs. Southern Miss 14  
(Sun Bowl)

## **TULANE vs. TULSA**

**(Tulsa leads 6-1)**

2010 at Tulsa 52 Tulane 24  
2009 Tulsa 37 at Tulane 13  
2008 at Tulsa 56 Tulane 7  
2007 Tulsa 49 at Tulane 25

2006 at Tulsa 31 Tulane 3  
2005 Tulsa 38 at Tulane 14  
1968 at Tulane 25 Tulsa 15

## **TULANE vs. UAB**

**(UAB leads 5-2-0)**

2008 UAB 41 at Tulane 24  
2007 at UAB 26 Tulane 21  
2004 UAB 59 at Tulane 55  
2003 Tulane 38 at UAB 24  
2002 at Tulane 35 UAB 14  
2001 at UAB 34 Tulane 27  
1999 UAB 23 at Tulane 20 (ot)

## **TULANE vs. UCF**

**(UCF leads 4-1)**

2010 UCF 61 at Tulane 14  
2009 at UCF 49 Tulane 0  
2006 at Tulane 10 UCF 9  
2005 at UCF 34 Tulane 24  
2001 UCF 36 at Tulane 29

## **TULANE vs. UTEP**

**(Series tied 3-3)**

2010 Tulane 34 at UTEP 24  
2009 at Tulane 45 UTEP 38 (ot)  
2008 at UTEP 24 Tulane 21  
2007 at Tulane 34 UTEP 19  
2006 at UTEP 34 Tulane 20  
2005 UTEP 45 vs. Tulane 21

## **TULSA vs. UAB**

**(Tulsa leads 2-0)**

2008 Tulsa 45 at UAB 22  
2007 at Tulsa 38 UAB 20

## **TULSA vs. UCF**

**(Series tied 2-2)**

2008 at Tulsa 49 UCF 19  
2007 at UCF 44 Tulsa 23  
(C-USA Championship Game)  
2007 at UCF 44 Tulsa 27  
2005 Tulsa 44 at UCF 27  
(C-USA Championship Game)

## **TULSA vs. UTEP**

**(Tulsa leads 9-8)**

2010 at Tulsa 31 UTEP 28  
2009 at UTEP 28 Tulsa 24  
2008 at Tulsa 77 UTEP 35  
2007 at UTEP 48 Tulsa 47  
2006 at Tulsa 30 UTEP 20  
2005 at UTEP 41 Tulsa 38  
2003 Tulsa 56 at UTEP 28  
2002 at Tulsa 20 UTEP 0  
2001 at UTEP 26 Tulsa 10  
2000 UTEP 40 at Tulsa 7  
1999 Tulsa 43 at UTEP 19  
1997 UTEP 33 at Tulsa 18  
1996 Tulsa 38 at UTEP 21  
1995 Tulsa 38 at UTEP 28  
1994 UTEP 24 at Tulsa 17  
1992 at Tulsa 48 UTEP 39  
1989 Tulsa 23 at UTEP 14  
1988 UTEP 27 at Tulsa 24

## **UAB vs. UCF**

**(UCF leads 7-1)**

2010 at UCF 42 UAB 7  
2009 UCF 34 at UAB 27  
2008 UAB 15 at UCF 0  
2007 UCF 45 at UAB 31  
2006 at UCF 31 UAB 22  
2005 UCF 27 at UAB 21  
2001 at UCF 24 UAB 7  
1996 UCF 35 at UAB 13

## **UAB vs. UTEP**

**(UAB leads 3-1)**

2010 UAB 21 at UTEP 6  
2009 UAB 38 at UTEP 33  
2006 UTEP 36 at UAB 17  
2005 UAB 35 at UTEP 23

## **UCF vs. UTEP**

**(Series tied 1-1)**

2008 at UTEP 58 UCF 13  
2007 UTEP 36 at UCF 20

# PLAYERS IN THE PROS



**(VETERAN PLAYERS THAT ARE ON NFL ROSTERS, AS OF JULY 11)**

## EAST CAROLINA

|                 |    |                      |
|-----------------|----|----------------------|
| Terrance Copper | WR | Kansas City Chiefs   |
| Matt Dodge      | P  | New York Giants      |
| Davon Drew      | TE | Baltimore Ravens     |
| David Garrard   | QB | Jacksonville Jaguars |
| Dwayne Harris   | WR | Dallas Cowboys       |
| Chris Johnson   | RB | Tennessee Titans     |
| Linval Joseph   | DT | New York Giants      |
| Vonta Leach     | FB | Houston Texans       |
| Jay Ross        | DT | Green Bay Packers    |
| Guy Whimper     | OT | Jacksonville Jaguars |
| C.J. Wilson     | DE | Green Bay Packers    |

## HOUSTON

|                   |    |                      |
|-------------------|----|----------------------|
| Donnie Avery      | WR | St. Louis Rams       |
| Jackie Battle     | RB | Kansas City Chiefs   |
| Thomas Gafford    | LS | Kansas City Chiefs   |
| Rex Hadnot        | OG | Arizona Cardinals    |
| Phillip Hunt      | DE | Philadelphia Eagles  |
| Kevin Kolb        | QB | Philadelphia Eagles  |
| Fendi Onobun      | TE | St. Louis Rams       |
| Stanford Rountree | CB | Oakland Raiders      |
| Sebastian Vollmer | OL | New England Patriots |

## MARSHALL

|                  |    |                      |
|------------------|----|----------------------|
| Daniel Baldridge | OT | Jacksonville Jaguars |
| Ahmad Bradshaw   | RB | New York Giants      |
| Chris Crocker    | FS | Cincinnati Bengals   |
| Byron Leftwich   | QB | Pittsburgh Steelers  |
| Doug Legursky    | C  | Pittsburgh Steelers  |
| Chris Massey     | LS | St. Louis Rams       |
| Albert McClellan | DE | Baltimore Ravens     |
| Randy Moss       | WR | Free Agent           |
| Cody Slate       | TE | Kansas City Chiefs   |
| Lee Smith        | TE | New England Patriots |
| C.J. Spillman    | FS | San Francisco 49ers  |

## MEMPHIS

|                    |    |                      |
|--------------------|----|----------------------|
| Tony Brown         | DT | Tennessee Titans     |
| Duke Calhoun       | WR | New York Giants      |
| Stephen Gostkowski | K  | New England Patriots |
| Kellen Heard       | DT | Buffalo Bills        |
| Artis Hicks        | OT | Washington Redskins  |
| Brandon McDonald   | DB | Detroit Lions        |
| Clinton McDonald   | DT | Cincinnati Bengals   |
| Wade Smith         | OT | Houston Texans       |
| Curtis Steele      | RB | Baltimore Ravens     |
| DeAngelo Williams  | RB | Carolina Panthers    |

## RICE

|                 |    |                      |
|-----------------|----|----------------------|
| James Casey     | TE | Houston Texans       |
| Jarett Dillard  | WR | Jacksonville Jaguars |
| Cheta Ozougwu   | DE | Houston Texans       |
| Ryan Pontbriand | LS | Cleveland Browns     |
| Andrew Sendejo  | S  | Dallas Cowboys       |

## SMU

|                  |    |                     |
|------------------|----|---------------------|
| Bryan McCann     | DB | Dallas Cowboys      |
| Shawnbrey McNeal | RB | Washington Redskins |
| Thomas Morstead  | P  | New Orleans Saints  |
| Aldrick Robinson | WR | Washington Redskins |
| Emmanuel Sanders | WR | Pittsburgh Steelers |

## SOUTHERN MISS

|                |    |                      |
|----------------|----|----------------------|
| Michael Boley  | LB | New York Giants      |
| Jeremy Bridges | OT | Arizona Cardinals    |
| Chris Clark    | OT | Denver Broncos       |
| Demar Dotson   | OT | Tampa Bay Buccaneers |
| Tom Johnson    | DT | New Orleans Saints   |
| Ryan McKee     | OT | St. Louis Rams       |
| Gerald McRath  | LB | Tennessee Titans     |
| Shawn Nelson   | TE | Buffalo Bills        |
| Chris White    | G  | Seattle Seahawks     |

## TULANE

|                  |      |                     |
|------------------|------|---------------------|
| Andre Anderson   | RB   | Seattle Seahawks    |
| Matt Forte'      | RB   | Chicago Bears       |
| Troy Kropog      | OT/G | Tennessee Titans    |
| J.P. Losman      | QB   | Seattle Seahawks    |
| Mewelde Moore    | RB   | Pittsburgh Steelers |
| Patrick Ramsey   | QB   | Minnesota Vikings   |
| Jeremy Williams  | WR   | Philadelphia Eagles |
| Roydell Williams | WR   | Washington Redskins |

## TULSA

|                   |       |                    |
|-------------------|-------|--------------------|
| Chris Chamberlain | LB    | St. Louis Rams     |
| Charles Clay      | FB/TE | Miami Dolphins     |
| Garrett Mills     | TE    | Cincinnati Bengals |
| Kevin Shaffer     | OL    | Free Agent         |

## UAB

|               |    |                     |
|---------------|----|---------------------|
| Bryan Thomas  | LB | New York Jets       |
| Swayze Waters | K  | Pittsburgh Steelers |
| Joe Webb      | QB | Minnesota Vikings   |
| Roddy White   | WR | Atlanta Falcons     |

## UCF

|                  |    |                      |
|------------------|----|----------------------|
| Atari Bigby      | S  | Green Bay Packers    |
| Patrick Brown    | OT | Minnesota Vikings    |
| Joe Burnett      | CB | New York Giants      |
| Leger Douzable   | DE | Jacksonville Jaguars |
| Cornell Green    | OT | Buffalo Bills        |
| Michael Greco    | S  | Green Bay Packers    |
| Rashad Jeanty    | LB | Philadelphia Eagles  |
| Darcy Johnson    | TE | St. Louis Rams       |
| Brandon Marshall | WR | Miami Dolphins       |
| Bruce Miller     | DE | San Francisco 49ers  |
| Matt Prater      | K  | Denver Broncos       |



Matt Forte, Chicago Bears



Chris Johnson, Tennessee Titans



Roddy White, Atlanta Falcons



DeAngelo Williams, Carolina Panthers



|                  |    |                      |
|------------------|----|----------------------|
| Sha'Reff Rashad  | S  | Washington Redskins  |
| Jah Reid         | OL | Baltimore Ravens     |
| Asante Samuel    | CB | Philadelphia Eagles  |
| Josh Sitton      | G  | Green Bay Packers    |
| Kevin Smith      | RB | Detroit Lions        |
| Torell Troup     | DT | Buffalo Bills        |
| Mike Sims-Walker | WR | Jacksonville Jaguars |

## UTEP

|                        |    |                     |
|------------------------|----|---------------------|
| Cornelius Brown        | DB | Indianapolis Colts  |
| Oniel Cousins          | OT | Baltimore Ravens    |
| Da'Mon Cromartie-Smith | S  |                     |
| Pittsburgh Steelers    |    |                     |
| Quintin Demps          | FS | Houston Texans      |
| Jon Dorenbos           | LS | Philadelphia Eagles |
| Robby Felix            | C  | New York Jets       |
| Johnnie Lee Higgins    | WR | Oakland Raiders     |
| Thomas Howard          | LB | Oakland Raiders     |
| Jeff Moturi            | WR | Dallas Cowboys      |
| Jordan Palmer          | QB | Cincinnati Bengals  |
| Joe West               | WR | St. Louis Rams      |

## 2011 DRAFTEES

### THIRD ROUND

|                   |                  |
|-------------------|------------------|
| Jah Reid, OT, UCF | Baltimore Ravens |
|-------------------|------------------|

### FIFTH ROUND

|                         |                      |
|-------------------------|----------------------|
| Lee Smith, TE, Marshall | New England Patriots |
|-------------------------|----------------------|

### SIXTH ROUND

|                                  |                     |
|----------------------------------|---------------------|
| Charles Clay, FB, Tulsa          | Miami Dolphins      |
| Dwayne Harris, WR, East Carolina | Dallas Cowboys      |
| Aldrick Robinson, WR, SMU        | Washington Redskins |

### SEVENTH ROUND

|                         |                     |
|-------------------------|---------------------|
| Bruce Miller, DE, UCF   | San Francisco 49ers |
| Cheta Ozougwu, DE, Rice | Houston Texans      |

## 2010 DRAFTEES

### SECOND ROUND

|                                  |                 |
|----------------------------------|-----------------|
| Torell Troup, DT, UCF            | Buffalo Bills   |
| Linval Joseph, DT, East Carolina | New York Giants |

### THIRD ROUND

|                           |                     |
|---------------------------|---------------------|
| Emmanuel Sanders, WR, SMU | Pittsburgh Steelers |
|---------------------------|---------------------|

### SIXTH ROUND

|                           |                   |
|---------------------------|-------------------|
| Fendi Onubon, TE, Houston | St. Louis Rams    |
| Joe Webb, QB/WR, UAB      | Minnesota Vikings |

### SEVENTH ROUND

|                                |                  |
|--------------------------------|------------------|
| Matt Dodge, P, East Carolina   | New York Giants  |
| C.J. Wilson, DE, East Carolina | Green Bay Packer |

## 2009 DRAFTEES

### SECOND ROUND

|                                |                      |
|--------------------------------|----------------------|
| Sebastian Vollmer, OL, Houston | New England Patriots |
|--------------------------------|----------------------|

### FOURTH ROUND

|                                  |                  |
|----------------------------------|------------------|
| Shawn Nelson, TE, Southern Miss  | Buffalo Bills    |
| Gerald McRath, LB, Southern Miss | Tennessee Titans |
| Troy Kropog, OT, Tulane          | Tennessee Titans |

### FIFTH ROUND

|                               |                      |
|-------------------------------|----------------------|
| Jarett Dillard, WR, Rice      | Jacksonville Jaguars |
| Davon Drew, TE, East Carolina | Baltimore Ravens     |
| James Casey, TE, Rice         | Houston Texans       |
| Thomas Morstead, P, SMU       | New Orleans Saints   |
| Joe Burnett, CB, UCF          | Pittsburgh Steelers  |

## SEVENTH ROUND

|                               |                    |
|-------------------------------|--------------------|
| Clinton McDonald, DT, Memphis | Cincinnati Bengals |
|-------------------------------|--------------------|

## 2008 DRAFTEES

### FIRST ROUND

|                                  |                  |
|----------------------------------|------------------|
| Chris Johnson, RB, East Carolina | Tennessee Titans |
|----------------------------------|------------------|

### SECOND ROUND

|                           |                |
|---------------------------|----------------|
| Donnie Avery, WR, Houston | St. Louis Rams |
| Matt Forte', RB, Tulane   | Chicago Bears  |

### THIRD ROUND

|                         |                  |
|-------------------------|------------------|
| Kevin Smith, RB, UCF    | Detroit Lions    |
| Oniel Cousins, OG, UTEP | Baltimore Ravens |

### FOURTH ROUND

|                         |                     |
|-------------------------|---------------------|
| Quintin Demps, FS, UTEP | Philadelphia Eagles |
| Josh Sitton, C, UCF     | Green Bay Packers   |

### FIFTH ROUND

|                         |                    |
|-------------------------|--------------------|
| Marcus Thomas, RB, UTEP | San Diego Chargers |
|-------------------------|--------------------|

### SIXTH ROUND

|                                     |                 |
|-------------------------------------|-----------------|
| Robert Henderson, DE, Southern Miss | New York Giants |
|-------------------------------------|-----------------|

### SEVENTH ROUND

|                              |                    |
|------------------------------|--------------------|
| Chris Chamberlain, LB, Tulsa | St. Louis Rams     |
| Mike Merritt, TE, UCF        | Kansas City Chiefs |

## 2007 DRAFTEES

### SECOND ROUND

|                         |                     |
|-------------------------|---------------------|
| Kevin Kolb, QB, Houston | Philadelphia Eagles |
|-------------------------|---------------------|

### THIRD ROUND

|                               |                      |
|-------------------------------|----------------------|
| Mike Walker, WR, UCF          | Jacksonville Jaguars |
| Johnnie Lee Higgins, WR, UTEP | Oakland Raiders      |

### FIFTH ROUND

|                                    |                   |
|------------------------------------|-------------------|
| Brandon McDonald, CB, Memphis      | Cleveland Browns  |
| Aundrae Allison, WR, East Carolina | Minnesota Vikings |

### SIXTH ROUND

|                         |                      |
|-------------------------|----------------------|
| Justin Rogers, DE, SMU  | New England Patriots |
| Jordan Palmer, QB, UTEP | Washington Redskins  |

### SEVENTH ROUND

|                              |                 |
|------------------------------|-----------------|
| Ahmad Bradshaw, RB, Marshall | New York Giants |
|------------------------------|-----------------|

## 2006 DRAFTEES

### FIRST ROUND

|                                |                   |
|--------------------------------|-------------------|
| DeAngelo Williams, RB, Memphis | Carolina Panthers |
|--------------------------------|-------------------|

### SECOND ROUND

|                         |                 |
|-------------------------|-----------------|
| Thomas Howard, LB, UTEP | Oakland Raiders |
|-------------------------|-----------------|

### FOURTH ROUND

|                                |                      |
|--------------------------------|----------------------|
| Garrett Mills, TE, Tulsa       | New England Patriots |
| Stephen Gostkowski, K, Memphis | New England Patriots |
| Brandon Marshall, WR, UCF      | Denver Broncos       |
| Guy Whimper, OT, East Carolina | New York Giants      |

### SEVENTH ROUND

|                            |               |
|----------------------------|---------------|
| Anthony Cannon, LB, Tulane | Detroit Lions |
|----------------------------|---------------|

## 2005 DRAFTEES

### FIRST ROUND

|                      |                 |
|----------------------|-----------------|
| Roddy White, WR, UAB | Atlanta Falcons |
|----------------------|-----------------|

### SECOND ROUND

|                              |                   |
|------------------------------|-------------------|
| Stanford Routt, CB, Houston  | Oakland Raiders   |
| Eric Shelton, RB, Louisville | Carolina Panthers |

### FOURTH ROUND

|                               |                   |
|-------------------------------|-------------------|
| Stefan LeFors, QB, Louisville | Carolina Panthers |
| Kerry Rhodes, FS, Louisville  | New York Jets     |



Ahmad Bradshaw, New York Giants



Thomas Howard, Oakland Raiders



Brandon Marshall, Miami Dolphins



Sebastian Vollmer, New England Patriots

Roydell Williams, WR, Tulane Tennessee Titans

**FIFTH ROUND**

Trent Cole, OLB, Cincinnati Philadelphia Eagles  
 Robert McCune, LB, Louisville Washington Redskins  
 Michael Boley, LB, Southern Miss Atlanta Falcons  
 Anthony Alabi, OT, TCU Miami Dolphins  
 Tyjuan Hagler, LB, Cincinnati Indianapolis Colts

**SEVENTH ROUND**

Eric Taylor, DT, Memphis Pittsburgh Steelers  
 Daven Holly, CB, Cincinnati San Francisco 49ers  
 Lionel Gates, RB, Louisville Buffalo Bills  
 Jeremy Parquet, OT, Southern Miss Kansas City Chiefs  
 J.R. Russell, WR, Louisville Tampa Bay Buccaneers

**2004 DRAFTEES**

**FIRST ROUND**

J.P. Losman, QB, Tulane Buffalo Bills

**FOURTH ROUND**

Bo Schobel, DE, TCU Tennessee Titans  
 Mewelde Moore, RB, Tulane Minnesota Vikings  
 J.R. Reed, S, USF Philadelphia Eagles

**FIFTH ROUND**

Rod Davis, LB, Southern Miss Minnesota Vikings  
 Rex Hadnot, G, Houston Miami Dolphins

**SIXTH ROUND**

Greg Brooks, CB, Southern Miss Cincinnati Bengals  
 Etric Pruitt, S, Southern Miss Atlanta Falcons

**SEVENTH ROUND**

Eric Taylor, DT, Memphis, Pittsburgh Steelers  
 Brian Rimpf, OT, East Carolina, Baltimore Ravens

**2003 DRAFTEES**

**SECOND ROUND**

Kawika Mitchell, LB, South Florida Kansas City Chiefs  
 Dewayne White, DE, Louisville Tampa Bay Buccaneers

**THIRD ROUND**

Antwan Peek, DE, Cincinnati Houston Texans  
 Wade Smith, OT, Memphis Miami Dolphins  
 Dave Ragone, QB, Louisville Houston Texans

**FOURTH ROUND**

Shurron Pierson, DE, South Florida Oakland Raiders

**FIFTH ROUND**

Adrian Madise, WR, TCU Denver Broncos  
 Jon Olinger, WR, Cincinnati Atlanta Falcons

**SIXTH ROUND**

Jeremy Bridges, OT, Southern Miss Philadelphia Eagles  
 Hanik Milligan, S, Houston San Diego Chargers  
 LaTarence Dunbar, WR, TCU Atlanta Falcons

**SEVENTH ROUND**

Curry Burns, S, Louisville Houston Texans  
 Blue Adams, CB, Cincinnati Detroit Lions  
 Chris Johnson, S, Louisville Green Bay Packers  
 DeAndrew Rubin, WR, South Florida Green Bay Packers  
 Travis Anglin, WR, Memphis Detroit Lions

**2002 DRAFTEES**

**FIRST ROUND**

Bryan Thomas, DE, UAB New York Jets  
 Patrick Ramsey, QB, Tulane Washington Redskins

**SECOND ROUND**

Eddie Freeman, DT, UAB Kansas City Chiefs

Deion Branch, WR, Louisville New England Patriots

**THIRD ROUND**

Matt Schobel, TE, TCU Cincinnati Bengals

**FOURTH ROUND**

David Garrard, QB, East Carolina Jacksonville Jaguars

**SIXTH ROUND**

Chad Williams, SS, Southern Miss Baltimore Ravens

**SEVENTH ROUND**

LaVar Glover, CB, Cincinnati Pittsburgh Steelers  
 Jeff Kelly, QB, Southern Miss Seattle Seahawks  
 Leonard Henry, RB, East Carolina Miami Dolphins

**2001 DRAFTEES**

**FIRST ROUND**

LaDainian Tomlinson, RB, TCU San Diego Chargers

**SECOND ROUND**

Idrees Bashir, S, Memphis Indianapolis Colts  
 Aaron Schobel, DE, TCU Buffalo Bills  
 Michael Stone, CB, Memphis Arizona Cardinals

**FOURTH ROUND**

George Layne, FB, TCU Kansas City Chiefs  
 Cedric Scott, DE, Southern Miss New York Giants  
 Marcus Bell, DT, Memphis Arizona Cardinals  
 Curtis Fuller, S, TCU Seattle Seahawks  
 Shawn Worthen, TE, TCU Minnesota Vikings  
 Cedric James, WR, TCU Minnesota Vikings

**FIFTH ROUND**

Bernard Robertson, G, Tulane Chicago Bears  
 Raymond Walls, S, Southern Miss Indianapolis Colts

**SIXTH ROUND**

Daleroy Stewart, DT, Southern Miss Dallas Cowboys  
 Rashad Holman, CB, Louisville San Francisco 49ers  
 Mario Monds, DT, Cincinnati Washington Redskins  
 Otis Leverette, DE, UAB Miami Dolphins  
 John Nix, DT, Southern Miss Dallas Cowboys

**2000 DRAFTEES**

**SECOND ROUND**

Todd Pinkston, WR, Southern Miss Philadelphia Eagles

**THIRD ROUND**

Chris Redman, QB, Louisville Baltimore Ravens  
 JaJuan Dawson, WR, Tulane Cleveland Browns  
 T.J. Slaughter, LB, Southern Miss, Jacksonville Jaguars

**FOURTH ROUND**

Frank Moreau, RB, Louisville Kansas City Chiefs

**SIXTH ROUND**

Adalius Thomas, DL, Southern Miss Baltimore Ravens  
 Sherrod Gideon, WR, Southern Miss New Orleans Saints

**SEVENTH ROUND**

Mike Green, RB, Houston Tennessee Titans  
 Rodregis Brooks, DB, UAB Indianapolis Colts

**1999 DRAFTEES**

**SECOND ROUND**

Shaun King, QB, Tulane Tampa Bay

**THIRD ROUND**

Mike McKenzie, DB, Memphis Green Bay

**FIFTH ROUND**


Roderick Coleman, DL, East Carolina Oakland

**SIXTH ROUND**

Troy Smith, WR, East Carolina Philadelphia




Michael Boley, New York Giants



James Casey, Houston Texans



Chris Chamberlain, St. Louis Rams



Thomas Morstead, New Orleans Saints

Chad Plummer, WR, Cincinnati Denver

**SEVENTH ROUND**

Pernell Davis, DL, UAB Philadelphia

**1998 DRAFTEES**

**SECOND ROUND**

Artrell Hawkins, DB, Cincinnati Cincinnati

Patrick Surtain, DB, Southern Miss Miami

**THIRD ROUND**

Brad Jackson, LB, Cincinnati Miami

Larry Shannon, WR, East Carolina Miami

**FOURTH ROUND**

Jason Fabini, OL, Cincinnati New York Jets

Leonta Rheams, DL, Houston New England

**FIFTH ROUND**

Terry Hardy, TE, Southern Miss Arizona

**SIXTH ROUND**

Harold Shaw, RB, New England Southern Miss

Derrick Random, DL, Cincinnati Kansas City

Jamaal Alexander, DB, Southern Miss Detroit

**SEVENTH ROUND**

Ben Fricke, C, Houston New York Giants

Rodrick Monroe, TE, Cincinnati Dallas

**1997 DRAFTEES**

**FIRST ROUND**

Antowain Smith, RB, Houston Buffalo

**SECOND ROUND**

Sam Madison, DB, Louisville Miami

**FOURTH ROUND**

Monty Montgomery, DB, Houston Indianapolis

Tyrus McCloud, LB, Louisville Baltimore

**FIFTH ROUND**

Lamont Burns, OG, East Carolina New York Jets

Sam Garnes, S, Cincinnati New York Giants

Tony Williams, DT, Memphis Minnesota

Carl Powell, DE, Louisville Indianapolis

**SIXTH ROUND**

Robert Tate, WR, Cincinnati Minnesota

Marcus Spriggs, OT, Houston Buffalo

Chuck Clements, QB, Houston New York Jets

Richard Hogans, LB, Memphis Chicago

**SEVENTH ROUND**

Jerald Sowell, FB, Tulane Green Bay

Marvin Thomas, DE, Memphis Chicago

**1996 DRAFTEES**

**FIRST ROUND**

Jerome Woods, S, Memphis Kansas City

**SECOND ROUND**

Dedric Mathis, CB, Houston Indianapolis

**THIRD ROUND**

Roman Oben, OL, Louisville New York Giants

**FIFTH ROUND**

Alan Campos, LB, Louisville Dallas

Jimmy Herndon, OL, Houston Jacksonville



**C-USA PLAYERS IN CANADIAN FOOTBALL IN 2011**

|                                      |                          |
|--------------------------------------|--------------------------|
| Stephen Black, SB, Memphis           | British Columbia Lions   |
| Romby Bryant, WR, Tulsa              | Calgary Stampeders       |
| Anthony Cannon, LB, Tulane           | Toronto Argonauts        |
| Rod Davis, LB, Southern Miss         | Edmonton Eskimos         |
| Devone Claybrooks, DT, East Carolina | Calgary Stampeders       |
| John Eubanks, DB, Southern Miss      | Saskatchewan Roughriders |
| Cedric Gagne-Marcoux, C, UCF         | Toronto Argonauts        |
| Nick Graham, DB, Tulsa               | Saskatchewan Roughriders |
| Jon Hameister-Reis, G, Tulsa         | British Columbia Lions   |
| Joe Henderson, LB, UAB               | British Columbia Lions   |
| Jason Jimenez, OL, Southern Miss     | Hamilton Tiger-Cats      |
| Kierre Johnson, WR, Houston          | British Columbia Lions   |
| Sean Lucas, LB, Tulane               | Saskatchewan Roughriders |
| Jermiane McElveen, DL, UAB           | Montreal Alouettes       |
| Khalif Mitchell, DT, East Carolina   | British Columbia Lions   |
| Scott Mitchell, OL, Rice             | Edmonton Eskimos         |
| Byron Parker, DB, Tulane             | Toronto Argonauts        |
| Jeremy Parquet, OT, Southern Miss    | Edmonton Eskimos         |
| Jeff Perrett, OT, Tulsa              | Montreal Alouettes       |
| Joffrey Reynolds, RB, Houston        | Calgary Stampeders       |
| Taylor Robertson, OL, UCF            | Toronto Argonauts        |
| Keith Shologan, DL, UCF              | Saskatchewan Roughriders |
| Rashaud Slaughter, WR, UAB           | Montreal Alouettes       |
| Eric Taylor, DT, Memphis             | British Columbia Lions   |
| Bryant Turner, DT, UAB               | Winnipeg Blue Bombers    |
| Travis Williams, DB, East Carolina   | British Columbia Lions   |

**C-USA PLAYERS IN ARENA FOOTBALL IN 2011**

|                                    |                     |
|------------------------------------|---------------------|
| Sean Allen, OL, East Carolina      | Georgia Force       |
| Dustin Almond, QB, Southern Miss   | Dallas Vigilantes   |
| Eric Anderson, OL, Memphis         | Iowa Barnstormers   |
| Brandon Brinkley, DB, Houston      | Milwaukee Mustangs  |
| Bradley Chavez, WR, UAB            | Kansas City Brigade |
| Steve Edwards, OL, UCF             | Arizona Rattlers    |
| Chris Felder, DB, UAB              | Iowa Barnstormers   |
| Josh Ferguson, DB, UTEP            | Spokane Shock       |
| Doug Gabriel, WR, UCF              | Orlando Predators   |
| John Green, DB, Southern Miss      | New Orleans VooDoo  |
| Joe Goosby, LB/WR, Tulane          | Dallas Vigilantes   |
| Jeron Harvey, WR/DB, Houston       | Jacksonville Sharks |
| Tyus Jackson, LB, Memphis          | Kansas City Brigade |
| Jerrian James, WR, Houston         | Dallas Vigilantes   |
| Ron Jones, OL/DL, Southern Miss    | Arizona Rattlers    |
| Alex Michael, OL, Southern Miss    | Utah Blaze          |
| Bernard Morris, QB, Marshall       | Pittsburgh Power    |
| Frisner Nelson, DL, UCF            | Orlando Predators   |
| Andrew Nierman, OL/DL, Tulane      | New Orleans VooDoo  |
| Brendan Pahulu, LB/WR, Houston     | Dallas Vigilantes   |
| Mark Robinson, DL, East Carolina   | Orlando Predators   |
| Scotty Robinson, DL, East Carolina | Tulsa Talons        |
| Eric Scott, DL, Southern Miss      | Georgia Force       |
| Reggie Scott, DL, Tulane           | Chicago Rush        |
| Jake Seitz, OL, UAB                | Georgia Force       |
| Rashaud Slaughter, DL, UAB         | Philadelphia Soul   |
| Keith Stokes, WR/KR, East Carolina | Philadelphia Soul   |
| Chance Talbert, DL, Rice           | Iowa Barnstormers   |
| Clarence Ward, DB, UTEP            | Iowa Barnstormers   |
| Julius Wilson, OT, UAB             | Orlando Predators   |
| Danny Wimprine, QB, Memphis        | New Orleans VooDoo  |



# BOWL SYNOPSIS / DIRECTORY

## 2011 C-USA BOWL SYNOPSIS

Conference USA has guaranteed spots in six games during the 2011 season and serves as a primary back-up for a possible seventh game. The AutoZone Liberty Bowl has the top selection of C-USA teams and the league will also send teams to the Beef O'Brady's Bowl St. Petersburg, Bell Helicopter Armed Forces Bowl, R+L Carriers New Orleans Bowl, Sheraton Hawai'i Bowl and TicketCity Bowl this season. The conference also has an agreement with the Military Bowl to participate in that game should the ACC or Navy be unable to provide a team for that bowl.

The 53rd annual AutoZone Liberty Bowl is scheduled for Saturday, December 31 in Memphis. The AutoZone Liberty Bowl will match the top Conference USA team against an opponent from either the Southeastern Conference or the Big East in a game that will air on ABC with a 2:30 p.m. CT kickoff.

The fourth annual Beef O'Brady's Bowl St. Petersburg will take place on Tuesday, December 20 at 8 p.m. ET. Conference USA will face an opponent from the Big East Conference in a game that will air on ESPN.

The league continues its partnership with the Bell Helicopter Armed Forces Bowl on Friday, December 30. The Fort Worth, Texas-based bowl will be played once again at SMU's Gerald J. Ford Stadium in Dallas due to stadium construction in Fort Worth. C-USA will face a bowl-eligible BYU in the game, which will be televised by ESPN.

Conference USA is scheduled to participate in the R+L Carriers New Orleans for the ninth time in 10 seasons when it plays in the Saturday, December 17th contest. C-USA will play the Sun Belt Conference champion at the Louisiana Superdome, beginning at 8 p.m. CT on ESPN.

The league will compete in the Sheraton Hawai'i Bowl on Saturday, December 24 in Honolulu. C-USA's representative will face a Western Athletic Conference opponent in the game, which will kick off at 3 p.m. HT (8 p.m. ET) and be televised by ESPN.

The second annual TicketCity Bowl will be played on Monday, January 2 at the historic Cotton Bowl in Dallas. Conference USA will be part of this year's game and will face an opponent from the Big Ten Conference for the first time ever in postseason play.

The league also has a secondary agreement to play in the fourth annual Military Bowl in Washington, D.C. if C-USA has a seventh bowl-eligible team and either the ACC or Navy is unable to fill their spot. This year's game will be played on Wednesday, December 28 at 4:30 p.m. ET on ESPN.

It is important to note that a Conference USA champion may qualify for the Bowl Championship Series if ranked in the BCS final Top 12 or, in the BCS Top 16 and ranked higher than a team which receives automatic qualification.



In addition, a BCS National Championship Game will be played at one of the bowl sites.

## BCS Rankings

The BCS Standings, have been compiled by the National Football Foundation and College Hall of Fame since the beginning of the 2000 regular-season. The BCS Standings determine which teams play in the National Championship game, and which are included in the pool of eligible teams available for at-large selection. The BCS Standings include the Harris Poll, the USA Today Coaches poll and an average of six computer polls.

Each component will count for one-third of a team's overall BCS score in the BCS Standings.

## C-USA and the BCS

The Conference USA champion (along with the champions of the Mid-American Conference, the Mountain West Conference, the Sun Belt Conference, and the Western Athletic Conference) will have an automatic berth in one of the five bowls if, and only if:

- \*It is a Conference Champion; and

Either:

- \*It is ranked in the top 12 of the BCS Standings on Bowl Selection Sunday;
- \*It is ranked in the top 16 of the BCS Standings on Bowl Selection Sunday, and its ranking in the BCS Standings is better than that of a champion of a Conference that has an annual automatic berth in one of the BCS bowl games.

## BOWL CHAMPIONSHIP SERIES

### About the BCS

The Bowl Championship Series (BCS) is a five-game arrangement for post-season college football that is designed to match the two top-rated teams in a national championship game and to create exciting and competitive matchups between eight other highly regarded teams in four other games.

The bowl games participating are the Fiesta Bowl, Orange Bowl, Rose Bowl and Sugar Bowl. In

## 2011-2012 BOWL SCHEDULE

| DATE    | BOWL                                       | MATCHUP                     | LOCATION              | TIME       | NETWORK |
|---------|--|-----------------------------|-----------------------|------------|---------|
| Dec. 17 | Gildan New Mexico Bowl                     | Mountain West vs. Pac-12    | Albuquerque, N.M.     | 2 p.m.     | ESPN    |
| Dec. 17 | UDrove Humanitarian Bowl                   | MAC vs. WAC                 | Boise, Idaho          | 5:30 p.m.  | ESPN    |
| Dec. 17 | R+L Carriers New Orleans Bowl              | C-USA vs. Sun Belt          | New Orleans, La.      | 9 p.m.     | ESPN    |
| Dec. 20 | Beef O' Brady's St. Petersburg Bowl        | C-USA vs. Big East          | St. Petersburg, Fla.  | 8:00 p.m.  | ESPN    |
| Dec. 21 | San Diego Co. Credit Union Poinsettia Bowl | Mountain West vs. WAC       | San Diego, Calif.     | 8 p.m.     | ESPN    |
| Dec. 22 | MAACO Las Vegas Bowl                       | Mountain West vs. Pac-12    | Las Vegas, Nev.       | 8 p.m.     | ESPN    |
| Dec. 24 | Sheraton Hawaii Bowl                       | C-USA vs. WAC               | Honolulu, Hawaii      | 8 p.m.     | ESPN    |
| Dec. 26 | AdvoCare V100 Independence Bowl            | ACC vs. Mountain West       | Shreveport, La.       | 5 p.m.     | ESPN 2  |
| Dec. 27 | Little Caesars Pizza Bowl                  | MAC vs. Big Ten             | Detroit, Mich.        | 4:30 p.m.  | ESPN    |
| Dec. 27 | Belk Bowl                                  | ACC vs. Big East            | Charlotte, N.C.       | 8 p.m.     | ESPN    |
| Dec. 28 | Military Bowl                              | ACC vs. Navy/C-USA          | Washington, D.C.      | 4:30 p.m.  | ESPN    |
| Dec. 28 | Bridgepoint Education Holiday Bowl         | Pac-10 vs. Big 12           | San Diego, Calif.     | 10 p.m.    | ESPN    |
| Dec. 29 | Champs Sports Bowl                         | ACC vs. Big East/Notre Dame | Orlando, Fla.         | 5:30 p.m.  | ESPN    |
| Dec. 29 | Valero Alamo Bowl                          | Big 12 vs. Pac-12           | San Antonio, Texas    | 9:15 p.m.  | ESPN    |
| Dec. 30 | Bell Helicopter Armed Forces Bowl          | C-USA vs. BYU               | Dallas, Texas         | Noon       | ESPN    |
| Dec. 30 | New Era Pinstripe Bowl                     | Big East vs. Big 12         | New York, N.Y.        | TBA        | ESPN    |
| Dec. 30 | Insight Bowl                               | Big Ten vs. Big 12          | Tempe, Ariz.          | 10 p.m.    | ESPN    |
| Dec. 30 | Franklin American Mortgage Music City Bowl | SEC vs. ACC                 | Nashville, Tenn.      | 6:30 p.m.  | ESPN    |
| Dec. 31 | Meineke Car Care of Texas Bowl             | Big 12 vs. Big Ten          | Houston, Texas        | Noon       | ESPN    |
| Dec. 31 | Kraft Fight Hunger Bowl                    | Pac-12 vs. Army             | San Francisco, Calif. | 12:30 p.m. | ESPN    |
| Dec. 31 | Hyundai Sun Bowl                           | Pac-12 vs. ACC              | El Paso, Texas        | 2 p.m.     | CBS     |
| Dec. 31 | AutoZone Liberty Bowl                      | C-USA vs. SEC/Big East      | Memphis, Tenn.        | 3:30 p.m.  | ABC     |
| Dec. 31 | Chick-fil-A Bowl                           | ACC vs. SEC                 | Atlanta, Ga.          | 7:30 p.m.  | ESPN    |
| Jan. 2  | TicketCity Bowl                            | C-USA vs. Big Ten           | Dallas, Texas         | Noon       | ESPN U  |
| Jan. 2  | Outback Bowl                               | Big Ten vs. SEC             | Tampa, Fla.           | 1 p.m.     | ABC     |
| Jan. 2  | Capital One Bowl                           | SEC vs. Big Ten             | Orlando, Fla.         | 1 p.m.     | ESPN    |
| Jan. 2  | Gator Bowl                                 | Big Ten vs. SEC             | Jacksonville, Fla.    | 1:30 p.m.  | ESPN2   |
| Jan. 2  | Rose Bowl Game presented by Vizio          | BCS vs. BCS                 | Pasadena, Calif.      | 4:30 p.m.  | ESPN    |
| Jan. 3  | Allstate Sugar Bowl                        | BCS vs. BCS                 | New Orleans, La.      | 8 p.m.     | ESPN    |
| Jan. 4  | Discover Orange Bowl                       | BCS vs. BCS                 | Miami, Fla.           | 8:30 p.m.  | ESPN    |
| Jan. 5  | Tostitos Fiesta Bowl                       | BCS vs. BCS                 | Glendale, Ariz.       | 8 p.m.     | ESPN    |
| Jan. 6  | AT&T Cotton Bowl                           | Big 12 vs. SEC              | Arlington, Texas      | 8 p.m.     | FOX     |
| Jan. 6  | GoDaddy.com Bowl                           | Sun Belt vs. MAC            | Mobile, Ala.          | 9 p.m.     | ESPN    |
| Jan. 7  | BBVA Compass Bowl                          | SEC vs. Big East            | Birmingham, Ala.      | Noon       | ESPN    |
| Jan. 9  | BCS National Championship Game             | BCS #1 vs. BCS #2           | New Orleans, La.      | TBA        | ESPN    |

All Times Eastern and Subject to Change

# AUTO ZONE LIBERTY BOWL

## QUICK FACTS

**Memphis, Tennessee**

**Date:** December 31, 2011

**Time:** 2:30 p.m. CST

**Stadium:** Liberty Bowl Memorial (61,000)

**Network:** ABC

**Opponent:** SEC or Big East Selection

**Executive Director:** Steve Ehrhart

**President:** Patricia Shannon

**Associate Executive Director:** Harold Graeter

**Chief Financial Officer:** Perry Winstead

**Phone:** 901/795-7700

**FAX:** 901/795-7826

**Mailing Address:** 3767 New Getwell Road  
Memphis, TN 38118

**Website:** www.autozonelibertybowl.org



Steve Ehrhart



Harold Graeter



Patricia Shannon

## BOWL NOTES

Now in its 53rd year, the AutoZone Liberty Bowl is college football's seventh-oldest bowl game....Conference USA has sent seven different representatives to the game over the past nine years, with last year's champion, UCF, and East Carolina each appearing twice in the past four years....C-USA teams have an all-time record of 11-9 in the game....The

game has drawn a crowd of more than 50,000 in each of the last 12 years, including a bowl-record crowd of 63,816 for the 2007 UCF-Mississippi State's matchup and 62,742 for the 2009 ECU-Arkansas clash....In 2011, C-USA will face a team from the SEC in the game for the sixth straight year....There is a possibility that the Big East Conference could also participate in the game between 2011-2013....Over the years the Liberty Bowl has seen legendary coaches such as Paul "Bear" Bryant, Lou Holtz, Johnny Majors and Joe Paterno coach in the game, while outstanding players such as Ernie Davis, Doug Flutie, Bo Jackson, Archie Manning and Randy White have participated in the bowl.



UCF defeated Georgia in last year's AutoZone Liberty Bowl, 10-6 for the school's first-ever bowl victory



UCF captured its first-ever bowl victory with a 10-6 win over Georgia in the 2010 AutoZone Liberty Bowl.

## PAST RESULTS

### at Philadelphia

- 1959 Penn State 7, Alabama 0
- 1960 Penn State 41, Oregon 12
- 1961 Syracuse 15, Miami (Fla.) 14
- 1962 Oregon State 6, Villanova 0
- 1963 Mississippi State 16, North Carolina State 12

### at Atlantic City

- 1964 Utah 32, West Virginia 6

### at Memphis

- 1965 Mississippi 13, Auburn 7
- 1966 Miami (Fla.) 14, Virginia Tech 7
- 1967 North Carolina State 14, Georgia 7
- 1968 Mississippi 34, Virginia Tech 17
- 1969 Colorado 47, Alabama 33
- 1970 Tulane 17, Colorado 3
- 1971 Tennessee 14, Arkansas 13
- 1972 Georgia Tech 31, Iowa State 30
- 1973 North Carolina State 31, Kansas 18
- 1974 Tennessee 7, Maryland 3
- 1975 Southern California 20, Texas A&M 0
- 1976 Alabama 36, UCLA 6
- 1977 Nebraska 21, North Carolina 17
- 1978 Missouri 20, Louisiana State 15
- 1979 Penn State 9, Tulane 6
- 1980 Purdue 28, Missouri 25
- 1981 Ohio State 31, Navy 28
- 1982 Alabama 21, Illinois 15
- 1983 Notre Dame 19, Boston College 18
- 1984 Auburn 21, Arkansas 15
- 1985 Baylor 21, Louisiana State 7
- 1986 Tennessee 21, Minnesota 14
- 1987 Georgia 20, Arkansas 17
- 1988 Indiana 34, South Carolina 10
- 1989 Mississippi 42, Air Force 29
- 1990 Air Force 23, Ohio State 11
- 1991 Air Force 38, Mississippi State 15
- 1992 Mississippi 13, Air Force 0
- 1993 Louisville 18, Michigan State 7
- 1994 Illinois 30, East Carolina 0
- 1995 East Carolina 19, Stanford 13
- 1996 Syracuse 30, Houston 17
- 1997 Southern Miss 41, Pittsburgh 7
- 1998 Tulane 41, Brigham Young 27
- 1999 Southern Miss 23, Colorado State 17
- 2000 Colorado State 22, Louisville 17
- 2001 Louisville 28, Brigham Young 10
- 2002 TCU 17, Colorado State 3
- 2003 Utah 17, Southern Miss 0
- 2004 Louisville 44, Boise State 40
- 2005 Tulsa 31, Fresno State 24
- 2006 South Carolina 44, Houston 36
- 2007 Mississippi State 10, UCF 3
- 2008 Kentucky 25, East Carolina 19
- 2009 Arkansas 20, East Carolina 17 (ot)
- 2010 UCF 10, Georgia 6

# BEEF O'BRADY'S ST.PETERSBURG BOWL

## QUICK FACTS

**St. Petersburg, Fla.**  
**Date:** December 20, 2011  
**Time:** 8 p.m. EST  
**Stadium:** Tropicana Field (43,000)  
**Network:** ESPN  
**Opponent:** Big East Selection  
**Executive Director:** Brett Dulaney

**Assistant Executive Director:** Nikki Godfrey  
**Manger, Event Sponsorship & Marketing:** Carlos Padilla II  
**Media Relations Director:** John Gerdes  
**Mailing Address:** 100 Second Avenue South  
 St. Petersburg, FL  
**Website:** www.StPetersburgBowl.com



## BOWL NOTES

Family-oriented sports restaurant chain Beef O'Brady's continues its title sponsorship of the fourth annual Beef O'Brady's Bowl St. Petersburg this December....Conference USA has participated in each of the first three St. Petersburg Bowls. Last season, former C-USA member Louisville knocked off Southern Miss, 31-28. In 2009, UCF brought more than 20,000 fans to watch the Knights play Rutgers. Memphis faced South Florida in the inaugural game in 2008....This season, the C-USA representative will once again play an opponent from the Big East Conference at Tropicana Field in downtown St. Petersburg. The 2011 Beef O'Brady's Bowl St. Petersburg will be played on Tuesday, December 20 and will be televised in prime-time by ESPN, beginning at 8 p.m. EST....The Beef O'Brady's Bowl St. Petersburg is one of six postseason games that take place in the Sunshine State....The bowl is owned and operated by ESPN.



Brett Dulaney



Carlos Padilla



Nikki Godfrey

## PAST RESULTS

|      |                                 |
|------|---------------------------------|
| 2010 | Louisville 31, Southern Miss 28 |
| 2009 | Rutgers 45, UCF 24              |
| 2008 | South Florida 41, Memphis 14    |

# BELL HELICOPTER ARMED FORCES BOWL

## QUICK FACTS

**Fort Worth, Texas**  
**Date:** December 30, 2011  
**Time:** 11 a.m. CST  
**Stadium:** Gerald J. Ford Stadium (32,000)  
**Network:** ESPN  
**Opponent:** BYU or at-large  
**Executive Director:** Brant Ringler  
**Operations & Events:** Anne Rector

**Sales and Marketing:** Hope Lockett  
**Ticket Operations:** Trisha Branch  
**Phone:** 817/810-0012  
**FAX:** 817/810-0252  
**Mailing Address:** 505 Main Street, Suite 270  
 Fort Worth, TX 76102  
**Media Relations Director:** Tim Simmons  
**Phone:** 303/678-8484  
**Website:** www.armedforcesbowl.com




## BOWL NOTES

Conference USA has been a part of the Bell Helicopters Armed Forces Bowl in all but one year of the bowl's eight-year existence... The C-USA representative will face Brigham Young University in this year's game, which will again be played at SMU's Gerald J. Ford Stadium. In the event that BYU is not available for the game, the bowl will have an at-large selection....Last season, Army held off SMU, 16-14 as the Mustangs made back-to-back bowl appearances for the first time since 1983-84...During the 2008 and 2009 seasons, Houston faced Air Force in the Fort Worth Texas game twice, with each school winning once....Conference USA was a part of the first four Armed Forces Bowls (known as the Fort Worth Bowl during its first three years)....Tulsa appeared in the 2006 game, losing to Utah....Houston also represented C-USA in the 2005 game, falling to Big 12 foe Kansas....The 2004 game featured a matchup of current and future C-USA members as Cincinnati posted a 32-14 win over Marshall in what proved to be the final game for Thundering Herd head coach Bob Pruett, who retired several weeks after the game....The inaugural game in 2003 featured a battle of Top 20 Teams when No. 19 TCU battled No. 16 Boise State. The Broncos won the game, 34-31, in one of the highest scoring games of the 2003-2004 bowl season.



Brant Ringler



Anne Rector

## PAST RESULTS

|      |                             |
|------|-----------------------------|
| 2010 | Army 16, SMU 14             |
| 2009 | Air Force 47, Houston 20    |
| 2008 | Houston 34, Air Force 28    |
| 2007 | California 42, Air Force 36 |
| 2006 | Utah 25, Tulsa 13           |
| 2005 | Kansas 42, Houston 13       |
| 2004 | Cincinnati 32, Marshall 14  |
| 2003 | Boise State 34, TCU 31      |

# R+L CARRIERS NEW ORLEANS BOWL

## QUICK FACTS

**New Orleans, La.**

**Date:** December 17, 2011

**Time:** 8 p.m. CST

**Stadium:** Louisiana Superdome (69,767)

**Network:** ESPN

**Opponent:** Sun Belt Conference Champion

**President/CEO:** Jay Cicero

**Executive Director:** Billy Ferrante

**Media Relations Director:** Sam Joffray

**Operations Director:** Alison Comeaux

**Phone:** 504/525-5678

**FAX:** 504/529-1622

**Mailing Address:** 2020 St. Charles Avenue,  
4th Floor

New Orleans, LA 70130

**Website:** www.neworleansbowl.org



## BOWL NOTES

Conference USA is scheduled to be a part of the R+L Carriers New Orleans Bowl for the ninth time in the bowl's 11 years, facing the champion of the Sun Belt Conference on the opening day of the 2011-12 bowl season. ...Southern Miss appeared in the New Orleans Bowl in 2008 and 2009, defeating Troy, 30-27 in the first overtime game in the bowl's history in 2008, before falling to Middle Tennessee the next season. The Golden Eagles also captured back-to-back games in 2005 and 2004, defeating SBC Champions Arkansas State and North Texas, respectively. ...In 2007, Memphis made its fourth bowl

appearance in five years when it fell to Florida

Atlantic. ...Rice represented C-USA in the 2006 game, ending a 45-year bowl drought, losing to Troy. ... In 2003, Memphis, armed with over 10,000 of its fans, made its first bowl appearance since 1971. ...The Tigers defeated North Texas, 27-17, to cap off their first nine-win season since 1963. ...In 2002, C-USA co-champion Cincinnati battled North Texas, dropping a 24-19 decision to the Mean Green. ...The New Orleans Bowl is played at the Louisiana Superdome, home of Tulane University and site of six Super Bowl games.



Jay Cicero



Billy Ferrante



Sam Joffray

## PAST RESULTS

|      |  |
|------|--|
| 2010 | Troy 48, Ohio 21                                     |
| 2009 | Middle Tennessee 42, Southern Miss 32                |
| 2008 | Southern Miss 30, Troy 27 (ot)                       |
| 2007 | Florida Atlantic 44, Memphis 27                      |
| 2006 | Troy 41, Rice 17                                     |
| 2005 | Southern Miss 31, Arkansas State 19 (Lafayette, La.) |
| 2004 | Southern Miss 31, North Texas 10                     |
| 2003 | Memphis 27, North Texas 17                           |
| 2002 | North Texas 24, Cincinnati 19                        |
| 2001 | Colorado State 45, North Texas 20                    |

# SHERATON HAWAI'I BOWL

## QUICK FACTS

**Honolulu, Hawai'i**

**Date:** December 24, 2011

**Time:** 3 p.m. HST (8 p.m. EST)

**Stadium:** Aloha Stadium (50,000)

**Network:** ESPN

**Opponent:** WAC Selection

**Executive Director:** Dave Matlin

**Assoc. Executive Director:** Daryl Garvin

**Director of Ticketing and Operations:**

Brad Motooka

**Media Relations Director:** Derek Inouchi

**Phone:** 808-523-3688

**FAX:** 808-523-3712

**Mailing Address:** 841 Bishop Street  
Suite 2100

Honolulu, HI 96813

**Website:** www.sheratonhawaiibowl.com



## BOWL NOTES

The Sheraton Hawai'i Bowl celebrates its 10th Year Anniversary with this year's game on Christmas Eve. ...This year will mark the eighth time that C-USA will be a part of the game. ...In its first nine years, the Sheraton Hawai'i Bowl has gained a reputation for offensive shootouts, with the winning team topping the 40-point mark in each of the last eight years, while the losing team has scored 35 or more points five times. ...Last year, Tulsa closed out its season with a seventh straight victory, defeating home-standing and 25th-ranked Hawai'i, 62-35. ...In 2009, June Jones and his SMU Mustangs capped off the nation's largest turnaround by defeating Nevada, 45-10. ...East Carolina won the 2007 game, as current Tennessee Titans star RB Chris Johnson led the Pirates to a 41-38 win over No. 22 Boise State. ...UCF and UAB each made their first bowl appearances in school history in the Hawai'i Bowl. UCF fell to Nevada, 49-48, in 2005 and UAB battled home-standing Hawai'i in 2004, falling 59-40. ...In 2003, Hawai'i prevailed, 54-48, in triple overtime over Houston. ...In 2002, Tulane represented C-USA in the inaugural Hawai'i Bowl, upsetting Hawai'i on its home field, 36-28.



Dave Matlin

## PAST RESULTS

|      |                                  |
|------|----------------------------------|
| 2010 | Tulsa 62, Hawaii 35              |
| 2009 | SMU 45, Nevada 10                |
| 2008 | Notre Dame 49, Hawaii 21         |
| 2007 | East Carolina 41, Boise State 38 |
| 2006 | Hawaii 41, Arizona State 24      |
| 2005 | Nevada 49, UCF 48                |
| 2004 | Hawaii 59, UAB 40                |
| 2003 | Hawaii 54, Houston 48 (3ot)      |
| 2002 | Tulane 36, Hawai'i 28            |

# MILITARY BOWL

## QUICK FACTS

**Washington, D.C.**

**Date:** December 28, 2011

**Time:** 4:30 p.m. EST

**Stadium:** RFK Stadium (52,000)

**Network:** ESPN

**Executive Director:** Steve Beck

**Director of Teams and Events:** Marie Rudolph

**Director of Finance/Operations:**

Lauren Schram

**Media Relations Director:** Teri Washington

**Phone:** 202/785-BOWL

**Mailing Address:** 1629 K St. NW  
Suite 700  
Washington, DC 20006

**Website:** www.EagleBankBowl.com



## BOWL NOTES

Conference USA has a secondary agreement to be a part of the 2011 Military Bowl presented by Northrop Grumman in Washington, D.C....C-USA will send a representative to the game provided it has a seventh bowl-eligible team and either the Atlantic Coast Conference or Navy is unable to fill its spot in the fourth annual game....Last season, East Carolina represented C-USA in the game and brought a strong contingent of fans to Washington, D.C. to face Maryland....In 2009, UCLA defeated a Temple team that was making its first bowl appearance since 1979, 30-21....In 2008, Wake Forest defeated Navy, 29-19 in the inaugural EagleBank Bowl....The bowl is played at historic RFK Stadium, the former home of the Washington Redskins.



Steve Beck

## PAST RESULTS

|      |                               |
|------|-------------------------------|
| 2010 | Maryland 51, East Carolina 20 |
| 2009 | UCLA 30, Temple 21            |
| 2008 | Wake Forest 29, Navy 19       |

# TICKET CITY BOWL

## QUICK FACTS

**Dallas, Texas**

**Date:** January 2, 2012

**Time:** 11 a.m. CST

**Stadium:** Cotton Bowl (92,158)

**Network:** ESPN Family of Networks

**President & CEO:** Tom Starr

**Director of Operations:** Katrina Brandle

**Director of Internal Affairs:** Monty Clegg

**Director of Corporate Sales:** John Delley

**Phone:** 972-444-2550

**Mailing Address:** 222 West Las Colinas Blvd.  
Suite 1702

Irving, Texas 75039

**Website:** www.DallasFootballClassic.com



## BOWL NOTES

After a one-year absence college football postseason action returned to the historic Cotton Bowl in Dallas on New Year's Day 2011 when Texas Tech battled Northwestern in the inaugural TicketCity Bowl.... Conference USA has a primary agreement to be part of their game this season to face an opponent from the Big Ten Conference. C-USA and the Big Ten have never met each other in a bowl game....Conference USA also has an agreement to be a secondary partner for the TicketCity Bowl and a primary partner in 2013.



Tom Starr



Cotton Bowl Stadium

## PAST RESULTS

|      |                                |
|------|--------------------------------|
| 2010 | Texas Tech 45, Northwestern 38 |
|------|--------------------------------|



# POSTSEASON BOWL HISTORY

## EAST CAROLINA (8-9-0)

### 2010 MILITARY BOWL (Washington, D.C.)

Maryland 51, East Carolina 20

### 2009 LIBERTY BOWL (Memphis, Tenn.)

Arkansas 20, East Carolina 17 (ot)

### 2008 LIBERTY BOWL (Memphis, Tenn.)

Kentucky 25, East Carolina 19

### 2007 SHERATON HAWAI'I BOWL (Honolulu, Hawai'i)

East Carolina 41, (22) Boise State 38

### 2006 PAPAJOHNS.COM BOWL (Birmingham, Ala.)

USF 24, East Carolina 7

### 2001 GMAC BOWL (Mobile, Ala.)

Marshall 64, East Carolina 61 (2ot)

### 2000 galleryfurniture.com BOWL (Houston, Texas)

East Carolina 40, Texas Tech 27

### 1999 MOBILE ALABAMA BOWL (Mobile, Ala.)

TCU 28, East Carolina 14

### 1995 LIBERTY BOWL (Memphis, Tenn.)

East Carolina 19, Stanford 13

### 1994 LIBERTY BOWL (Memphis, Tenn.)

Illinois 30, East Carolina 0

### 1992 PEACH BOWL (Atlanta, Ga.)

East Carolina 37, North Carolina State 34

### 1978 INDEPENDENCE BOWL (Shreveport, La.)

East Carolina 35, Louisiana Tech 13

### 1965 TANGERINE BOWL (Orlando, Fla.)

East Carolina 31, Maine 0

### 1964 TANGERINE BOWL (Orlando, Fla.)

East Carolina 14, Massachusetts 13

### 1963 EASTERN BOWL (Allentown, Pa.)

East Carolina 27, Northeastern 6

### 1954 ELKS BOWL (Greenville, N.C.)

Morris-Harvey 12, East Carolina 0

### 1952 LIONS BOWL (Salisbury, N.C.)

Clarion College 13, East Carolina 6

## HOUSTON (8-11-1)

### 2009 ARMED FORCES BOWL (Fort Worth, Texas)

Air Force 47, Houston 20

### 2008 ARMED FORCES BOWL (Fort Worth, Texas)

Houston 31, Air Force 28

### 2007 TEXAS BOWL (Houston, Texas)

TCU 20, Houston 13

### 2006 AUTOZONE LIBERTY BOWL (Memphis, Tenn.)

South Carolina 44, Houston 36

### 2005 FORT WORTH BOWL (Fort Worth, Texas)

Kansas 42, Houston 13

### 2003 HAWAI'I BOWL (Honolulu, Hawai'i)

Hawai'i 54, Houston 48 (3ot)

### 1996 LIBERTY BOWL (Memphis, Tenn.)

Syracuse 30, Houston 17

### 1988 ALOHA BOWL (Honolulu, Hawai'i)

Washington State 24, Houston 22

### 1984 COTTON BOWL (Dallas, Texas)

Boston College 45, Houston 28

### 1981 SUN BOWL (El Paso, Texas)

Oklahoma 40, Houston 14

### 1980 GARDEN STATE BOWL (East Rutherford, N.J.)

Houston 35, Navy 0

### 1979 COTTON BOWL (Dallas, Texas)

Houston 17, Nebraska 14

### 1978 COTTON BOWL (Dallas, Texas)

Notre Dame 35, Houston 34

### 1976 COTTON BOWL (Dallas, Texas)

Houston 30, Maryland 21

### 1974 BLUEBONNET BOWL (Houston, Texas)

Houston 31, North Carolina State 31

### 1973 BLUEBONNET BOWL (Houston, Texas)

Houston 47, Tulane 7

### 1971 BLUEBONNET BOWL (Houston, Texas)

Colorado 29, Houston 17

### 1969 BLUEBONNET BOWL (Houston, Texas)

Houston 36, Auburn 7

### 1962 TANGERINE BOWL (Orlando, Fla.)

Houston 49, Miami (Ohio) 21

### 1951 SALAD BOWL (Phoenix, Ariz.)

Houston 26, Dayton 21

## MARSHALL (6-2-0)

### 2009 LITTLE CEASARS PIZZA BOWL (Detroit, Mich.)

Marshall 21, Ohio 17

### 2004 FORT WORTH BOWL (Fort Worth, Texas)

Cincinnati 32, Marshall 14

### 2002 GMAC BOWL (Mobile, Ala.)

Marshall 38, Louisville 15

### 2001 GMAC BOWL (Mobile, Ala.)

Marshall 64, East Carolina 61 (2ot)

### 2000 MOTOR CITY BOWL (Detroit, Mich.)

Marshall 25, Cincinnati 14

### 1999 MOTOR CITY BOWL (Detroit, Mich.)

Marshall 21, BYU 3

### 1998 MOTOR CITY BOWL (Detroit, Mich.)

Marshall 48, Louisville 29

### 1997 MOTOR CITY BOWL (Detroit, Mich.)

Mississippi 34, Marshall 31

## MEMPHIS (4-3-0)

### 2008 MAGICJACK ST. PETERSBURG BOWL (St. Petersburg, Fla.)

South Florida 41, Memphis 14

### 2007 R+L CARRIERS NEW ORLEANS BOWL (New Orleans, La.)

Florida Atlantic 44, Memphis 27

### 2005 MOTOR CITY BOWL (Detroit, Mich.)

Memphis 38, Akron 31

### 2004 GMAC BOWL (Mobile, Ala.)

Bowling Green 52, Memphis 35

### 2003 NEW ORLEANS BOWL (New Orleans, La.)

Memphis 27, North Texas 17

### 1971 PASADENA BOWL (Pasadena, Calif.)

Memphis 28, San Jose State 9

### 1956 BURLEY BOWL (Johnson City, Tenn.)

Memphis 32, East Tennessee State 12

## RICE (5-4-0)

### 2008 TEXAS BOWL (Houston, Texas)

Rice 38, Western Michigan 14

### 2006 R+L CARRIERS NEW ORLEANS BOWL (New Orleans, La.)

Troy 41, Rice 17

### 1961 BLUEBONNET BOWL (Houston, Texas)

Kansas 33, Rice 7

### 1961 SUGAR BOWL (New Orleans, La.)

Mississippi 14, Rice 6

### 1958 COTTON BOWL (Dallas, Texas)

Navy 20, Rice 7

### 1954 COTTON BOWL (Dallas, Texas)

Rice 28, Alabama 6

### 1950 COTTON BOWL (Dallas, Texas)

Rice 27, North Carolina 13

### 1947 ORANGE BOWL (Miami, Fla.)

Rice 8, Tennessee 0

### 1938 COTTON BOWL (Dallas, Texas)

Rice 28, Colorado 14

## SMU (5-6-1)

### 2010 ARMED FORCES BOWL (Dallas, Texas)

Army 16, SMU 14

### 2009 SHERATON HAWAI'I BOWL (Honolulu, Hawai'i)

SMU 45, Nevada 10

### 1984 ALOHA BOWL (Honolulu, Hawai'i)

SMU 27, Notre Dame 20

### 1983 SUN BOWL (El Paso, Texas)

Alabama 28, SMU 7

### 1983 COTTON BOWL (Dallas, Texas)

SMU 7, Pittsburgh 3

### 1980 HOLIDAY BOWL (San Diego, Calif.)

BYU 46, SMU 45

### 1968 BLUEBONNET BOWL (Houston, Texas)

SMU 28, Oklahoma 27



**1966 COTTON BOWL (Dallas, Texas)**

Georgia 24, SMU 9

**1963 SUN BOWL (El Paso, Texas)**

Oregon 21, SMU 14

**1949 COTTON BOWL (Dallas, Texas)**

SMU 21, Oregon 13

**1948 COTTON BOWL (Dallas, Texas)**

SMU 13, Penn State 13

**1936 ROSE BOWL (Pasadena, Calif.)**

Stanford 7, SMU 0

**SOUTHERN MISS (9-12-0)**

**2010 BEEF 'O' BRADY'S BOWL (St. Petersburg, Fla.)**

Louisville 31, Southern Miss 28

**2009 R+L CARRIERS NEW ORLEANS BOWL (New Orleans, La.)**

Middle Tennessee 42, Southern Miss 32

**2008 R+L CARRIERS NEW ORLEANS BOWL (New Orleans, La.)**

Southern Miss 30, Troy 27 (ot)

**2007 PAPAJOHNS.COM BOWL (Birmingham, Ala.)**

Cincinnati 31, Southern Miss 21

**2006 GMAC BOWL (Mobile, Ala.)**

Southern Miss 28, Ohio 7

**2005 NEW ORLEANS BOWL (Lafayette, La.)**

Southern Miss 31, Arkansas St. 19

**2004 NEW ORLEANS BOWL (New Orleans, La.)**

Southern Miss 31, North Texas 10

**2003 AXA LIBERTY BOWL (Memphis, Tenn.)**

Utah 17, Southern Miss 0

**2002 HOUSTON BOWL (Houston, Texas)**

Oklahoma State 33, Southern Miss 23

**2000 GMAC MOBILE ALABAMA BOWL (Mobile, Ala.)**

Southern Miss 28, TCU 21

**1999 AXA LIBERTY BOWL (Memphis, Tenn.)**

Southern Miss 23, Colorado State 17

**1998 HUMANITARIAN BOWL (Boise, Idaho)**

Idaho 42, Southern Miss 35

**1997 AXA LIBERTY BOWL (Memphis, Tenn.)**

Southern Miss 41, Pittsburgh 7

**1990 ALL-AMERICAN BOWL (Birmingham, Ala.)**

North Carolina State 31, Southern Miss 27

**1988 INDEPENDENCE BOWL (Shreveport, La.)**

Southern Miss 38, UTEP 18

**1981 TANGERINE BOWL (Orlando, Fla.)**

Missouri 19, Southern Miss 17

**1980 INDEPENDENCE BOWL (Shreveport, La.)**

Southern Miss 16, McNeese State 14

**1958 TANGERINE BOWL (Orlando, Fla.)**

East Texas State 10, Southern Miss 9

**1957 TANGERINE BOWL (Orlando, Fla.)**

West Texas State 20, Southern Miss 13

**1954 SUN BOWL (El Paso, Texas)**

Pacific 26, Southern Miss 7

**1953 SUN BOWL (El Paso, Texas)**

UTEP 37, Southern Miss 14

**TULANE (4-6-0)**

**2002 HAWAII BOWL (Honolulu, Hawaii)**

Tulane 36, Hawaii 28

**1998 LIBERTY BOWL (Memphis, Tenn.)**

Tulane 41, Brigham Young 27

**1987 INDEPENDENCE BOWL (Shreveport, La.)**

Washington 24, Tulane 12

**1980 HALL OF FAME BOWL (Birmingham, Ala.)**

Arkansas 34, Tulane 15

**1979 LIBERTY BOWL (Memphis, Tenn.)**

Penn State 9, Tulane 6

**1973 BLUEBONNET BOWL (Houston, Texas)**

Houston 47, Tulane 7

**1970 LIBERTY BOWL (Memphis, Tenn.)**

Tulane 17, Colorado 3

**1940 SUGAR BOWL (New Orleans, La.)**

Texas A&M 14, Tulane 13

**1935 SUGAR BOWL (New Orleans, La.)**

Tulane 20, Temple 14

**1932 ROSE BOWL (Pasadena, Calif.)**

Southern California 21, Tulane 12

**TULSA (8-9-0)**

**2010 SHERATON HAWAII BOWL (Honolulu, Hawaii)**

Tulsa 62, Hawaii 35

**2008 GMAC BOWL (Mobile, Ala.)**

Tulsa 45, Ball State 13

**2007 GMAC BOWL (Mobile, Ala.)**

Tulsa 63, Bowling Green 7

**2006 BELL HELICOPTER ARMED FORCES BOWL**

(Fort Worth, Texas)

Utah 25, Tulsa 13

**2005 AUTOZONE LIBERTY BOWL (Memphis, Tenn.)**

Tulsa 31, Fresno State 24

**2003 HUMANITARIAN BOWL (Boise, Idaho)**

Georgia Tech 52, Tulsa 10

**1991 FREEDOM BOWL (Anaheim, Calif.)**

Tulsa 28, San Diego State 17

**1989 INDEPENDENCE BOWL (Shreveport, La.)**

Oregon 27, Tulsa 24

**1976 INDEPENDENCE BOWL (Shreveport, La.)**

McNeese State 20, Tulsa 16

**1965 BLUEBONNET BOWL (Houston, Texas)**

Tennessee 27, Tulsa 6

**1964 BLUEBONNET BOWL (Houston, Texas)**

Tulsa 14, Mississippi 7

**1953 GATOR BOWL (Jacksonville, Fla.)**

Florida 14, Tulsa 13

**1946 OIL BOWL (Houston, Texas)**

Georgia 20, Tulsa 6

**1945 ORANGE BOWL (Miami, Fla.)**

Tulsa 26, Georgia Tech 12

**1944 SUGAR BOWL (New Orleans, La.)**

Georgia Tech 20, Tulsa 18

**1943 SUGAR BOWL (New Orleans, La.)**

Tennessee 14, Tulsa 7

**1942 SUN BOWL (El Paso, Texas)**

Tulsa 6, Texas Tech 0

**UAB (0-1-0)**

**2004 SHERATON HAWAII BOWL (Honolulu, Hawaii)**

Hawaii 59, UAB 40

**UCF (1-3-0)**

**2010 AUTOZONE LIBERTY BOWL (Memphis, Tenn.)**

UCF 10, Georgia 6

**2009 BEEF O'BRADY'S ST. PETERSBURG BOWL (St. Petersburg, Fla.)**

Rutgers 45, UCF 24

**2007 AUTOZONE LIBERTY BOWL (Memphis, Tenn.)**

Mississippi State 10, UCF 3

**2005 SHERATON HAWAII BOWL (Honolulu, Hawaii)**

Nevada 49, UCF 48 (ot)

**UTEP (5-8-0)**

**2010 NEW MEXICO BOWL (Albuquerque, N.M.)**

BYU 52, UTEP 24

**2005 GMAC BOWL (Mobile, Ala.)**

Toledo 45, UTEP 13

**2004 EV1.NET HOUSTON BOWL (Houston, Texas)**

Colorado 33, UTEP 28

**2000 HUMANITARIAN BOWL (Boise, Idaho)**

Boise State 38, UTEP 23

**1988 INDEPENDENCE BOWL (Shreveport, La.)**

Southern Miss 38, UTEP 18

**1967 SUN BOWL (El Paso, Texas)**

Mississippi 14, UTEP 7

**1965 SUN BOWL (El Paso, Texas)**

UTEP 13, TCU 12

**1957 SUN BOWL (El Paso, Texas)**

George Washington 13, UTEP 0

**1955 SUN BOWL (El Paso, Texas)**

UTEP 47, Florida State 20

**1954 SUN BOWL (El Paso, Texas)**

UTEP 37, Southern Miss 14

**1950 SUN BOWL (El Paso, Texas)**

UTEP 33, Georgetown 20

**1949 SUN BOWL (El Paso, Texas)**

West Virginia 21, UTEP 12

**1937 SUN BOWL (El Paso, Texas)**

Hardin-Simmons 34, UTEP 6



# TELEVISION / RADIO

Conference USA will have nearly 70 football games to be nationally or regionally televised during the 2011 season. National games will be televised on CBS College Sports, Fox Sports Net, FX, ABC, ESPN, ESPN U, CSS and others. Included are a number of unopposed windows that provide tremendous exposure to C-USA, as well as several exciting league match-ups, and many challenging non-conference contests.

This season marks the seventh year of C-USA's partnership with CBS College Sports that includes significant national and regional exposure for football, men's and women's basketball and other C-USA sports. CBS Sports Network is the original 24-hour sports channel dedicated to covering college sports. Available to 95 million homes nationwide, CBS Sports Network provides comprehensive college sports coverage, including 25 men's and women's sports, hundreds of live games annually, as well as in-depth studio and original programming.

The 2011 football season marks the beginning of a new long-term agreement between Conference USA and Fox Sports Media Group for national television rights to a variety of marquee Conference USA events, including a minimum of 20 regular-season football games. Through two dozen owned and affiliated networks, FOX Sports Networks (FSN) programming reaches more than 85 million homes across the country. Conference USA joins Fox's impressive roster of other conference partners that includes the Big Ten, Big 12, Pac-12, ACC, and SEC.

Additional Conference USA football television exposures remain a possibility and will be released as soon as they are finalized.

## 2011 CONFERENCE USA FOOTBALL TELEVISION SCHEDULE (as of July 11)

### CBS SPORTS NETWORK NATIONAL

|                        |                                 |                             |
|------------------------|---------------------------------|-----------------------------|
| Saturday, September 10 | Purdue at Rice                  | 3:30 p.m. EDT/2:30 p.m. CDT |
| Saturday, September 10 | Boston College at UCF           | 8:00 p.m. EDT/7:00 p.m. CDT |
| Saturday, September 24 | Virginia Tech at Marshall       | 3:30 p.m. EDT/2:30 p.m. CDT |
| Saturday, September 24 | Tulsa at Boise State            | 8:00 p.m. EDT/7:00 p.m. CDT |
| Thursday, September 29 | Houston at UTEP                 | 8:00 p.m. EDT/6:00 p.m. MDT |
| Friday, September 30   | SMU at TCU                      | 8:00 p.m. EDT/7:00 p.m. CDT |
| Saturday, October 1    | North Carolina at East Carolina | 8:00 p.m. EDT/7:00 p.m. CDT |
| Saturday, October 1    | Tulane at Army                  | Noon EDT/11:00 a.m. CDT     |
| Saturday, October 8    | Southern Miss at Navy           | 3:30 p.m. EDT/2:30 p.m. CDT |
| Saturday, October 8    | East Carolina at Houston        | 7:00 p.m. EDT/6:00 p.m. CDT |
| Saturday, October 15   | UAB at Tulsa                    | 8:00 p.m. EDT/7:00 p.m. CDT |
| Saturday, October 22   | East Carolina at Navy           | 3:30 p.m. EDT/2:30 p.m. CDT |
| Saturday, October 22   | SMU at Southern Miss            | 8:00 p.m. EDT/7:00 p.m. CDT |
| Saturday, October 29   | Southern Miss at UTEP           | 8:00 p.m. EDT/6:00 p.m. MDT |
| Thursday, November 3   | Tulsa at UCF                    | 8:00 p.m. EDT/7:00 p.m. CDT |
| Saturday, November 5   | Houston at UAB                  | 7:00 p.m. EDT/6:00 p.m. CDT |
| Thursday, November 10  | Houston at Tulane               | 8:00 p.m. EST/7:00 p.m. CST |
| Saturday, November 12  | UCF at Southern Miss            | 8:00 p.m. EST/7:00 p.m. CST |
| Thursday, November 17  | Southern Miss at UAB            | 8:00 p.m. EST/7:00 p.m. CST |
| Friday, November 25    | UTEP at UCF                     | 7:00 p.m. EST/6:00 p.m. CST |

### FOX SPORTS NET SCHEDULE

|                        |                                 |                              |
|------------------------|---------------------------------|------------------------------|
| Thursday, September 1  | Mississippi State at Memphis    | 8:00 p.m. EDT/7:00 p.m. CDT  |
| Saturday, September 3  | UCLA at Houston                 | 3:30 p.m. EDT/2:30 p.m. CDT  |
| Saturday, September 3  | Louisiana Tech at Southern Miss | 10:00 p.m. EDT/9:00 p.m. CDT |
| Sunday, September 4    | SMU at Texas A&M                | 7:30 p.m. EDT/6:30 p.m. CDT  |
| Saturday, September 10 | UTEP at SMU                     | TBA                          |
| Saturday, September 10 | Virginia Tech at East Carolina  | TBA                          |
| Saturday, September 17 | Oklahoma State at Tulsa         | 10:00 p.m. EDT/9:00 p.m. CDT |
| Saturday, September 24 | SMU at Memphis                  | Noon EDT/11:00 a.m. CDT      |
| Saturday, October 8    | Mississippi State at UAB        | Noon EDT/11:00 a.m. CDT      |
| Saturday, October 15   | UCF at SMU                      | TBA                          |
| Saturday, October 22   | Tulsa at Rice                   | TBA                          |
| Thursday, October 27   | Rice at Houston                 | 8:00 p.m. EDT/7:00 p.m. CDT  |
| Saturday, October 29   | SMU at Tulsa                    | 3:30 p.m. EDT/2:30 p.m. CDT  |
| Saturday, November 5   | UTEP at Rice                    | TBA                          |
| Saturday, November 12  | Marshall at Tulsa               | TBA                          |
| Saturday, November 12  | Navy at SMU                     | TBA                          |
| Thursday, November 17  | Marshall at Memphis             | 8:00 p.m. EST/7:00 p.m. CST  |
| Saturday, November 19  | SMU at Houston                  | TBA                          |
| Saturday, November 19  | UCF at East Carolina            | TBA                          |
| Friday, November 25    | Houston at Tulsa                | Noon EST/11:00 a.m. CST      |
| Saturday, November 26  | Rice at SMU                     | TBA                          |

### FX SCHEDULE

|                       |                   |                             |
|-----------------------|-------------------|-----------------------------|
| Saturday, September 3 | Tulsa at Oklahoma | 8:00 p.m. EDT/7:00 p.m. CDT |
|-----------------------|-------------------|-----------------------------|

### LONGHORN NETWORK

|                       |               |                             |
|-----------------------|---------------|-----------------------------|
| Saturday, September 3 | Rice at Texas | 7:00 p.m. EDT/6:00 p.m. CDT |
|-----------------------|---------------|-----------------------------|

### ABC SCHEDULE

|                       |                       |                             |
|-----------------------|-----------------------|-----------------------------|
| Saturday, December 31 | AutoZone Liberty Bowl | 3:30 p.m. EST/2:30 p.m. CST |
|-----------------------|-----------------------|-----------------------------|

### ESPN SCHEDULE

|                       |                               |                             |
|-----------------------|-------------------------------|-----------------------------|
| Sunday, September 4   | Marshall at West Virginia     | 3:30 p.m. EDT/2:30 p.m. CDT |
| Friday, September 23  | UCF at BYU                    | 8:00 p.m. EDT/7:00 p.m. CDT |
| Saturday, December 17 | R+L Carriers New Orleans Bowl | 9:00 p.m. EST/8:00 p.m. CST |

|                       |                                      |                             |
|-----------------------|--------------------------------------|-----------------------------|
| Tuesday, December 20  | Beef 'O' Brady's St. Petersburg Bowl | 8:00 p.m. EST/7:00 p.m. CST |
| Saturday, December 24 | Sheraton Hawai'i Bowl                | 8:00 p.m. EST/7:00 p.m. CST |
| Friday, December 30   | Bell Helicopter Armed Forces Bowl    | Noon EST/11:00 a.m. CST     |

### ESPN U SCHEDULE

|                   |                 |                         |
|-------------------|-----------------|-------------------------|
| Monday, January 2 | TicketCity Bowl | Noon EST/11:00 a.m. CST |
|-------------------|-----------------|-------------------------|

### ESPN3.COM SCHEDULE

|                        |                              |                             |
|------------------------|------------------------------|-----------------------------|
| Saturday, September 10 | Houston at North Texas       | 7:00 p.m. EDT/6:00 p.m. CDT |
| Saturday, September 17 | UCF at Florida International | 6:00 p.m. EDT/5:00 p.m. CDT |
| Saturday, September 17 | Houston at Louisiana Tech    | 7:00 p.m. EDT/6:00 p.m. CDT |
| Saturday, September 17 | Marshall at Ohio             | 7:00 p.m. EDT/6:00 p.m. CDT |

### COMCAST SPORTS SOUTHEAST (CSS) REGIONAL SCHEDULE

|                        |                           |                               |
|------------------------|---------------------------|-------------------------------|
| Saturday, September 10 | Southern Miss at Marshall | 3:30 p.m. EDT/2:30 p.m. CDT   |
| Saturday, September 24 | Georgia State at Houston  | 8:00 p.m. EDT/7:00 p.m. CDT   |
| Saturday, October 1    | Rice at Southern Miss     | 7:30 p.m. EDT/6:30 p.m. CDT   |
| Saturday, October 8    | Memphis at Rice           | 12:30 p.m. EDT/11:30 a.m. CDT |
| Thursday, October 20   | UCF at UAB                | 8:00 p.m. EDT/7:00 p.m. CDT   |
| Saturday, October 22   | Marshall at Houston       | 4:30 p.m. EDT/3:30 p.m. CDT   |
| Saturday, October 29   | UAB at Marshall           | Noon EDT/11:00 a.m. CDT       |
| Saturday, November 5   | Southern Miss at ECU      | Noon EDT/11:00 a.m. CDT       |
| Saturday, November 12  | UAB at Memphis            | 4:15 p.m. EDT/3:15 p.m. CDT   |
| Saturday, November 26  | Memphis at Southern Miss  | 3:00 p.m. EDT/2:00 p.m. CDT   |

### BHSN REGIONAL SCHEDULE (FLORIDA)

|                       |                            |                             |
|-----------------------|----------------------------|-----------------------------|
| Saturday, September 3 | Charleston Southern at UCF | 7:00 p.m. EDT/6:00 p.m. CDT |
| Saturday, October 8   | Marshall at UCF            | 4:00 p.m. EDT/3:00 p.m. CDT |
| Saturday, October 29  | Memphis at UCF             | 4:00 p.m. EDT/3:00 p.m. CDT |

### CST REGIONAL SCHEDULE (LOUISIANA)

|                        |                    |                             |
|------------------------|--------------------|-----------------------------|
| Saturday, September 10 | Tulsa at Tulane    | 3:30 p.m. EDT/2:20 p.m. CDT |
| Saturday, October 8    | Syracuse at Tulane | 8:00 p.m. EDT/7:00 p.m. CDT |

### TIME-WARNER EL PASO REGIONAL SCHEDULE (TEXAS)

|                        |                        |                             |
|------------------------|------------------------|-----------------------------|
| Saturday, September 3  | Stony Brook at UTEP    | 9:05 p.m. EDT/7:05 p.m. MDT |
| Saturday, September 10 | UTEP at SMU            | TBA                         |
| Saturday, October 22   | Colorado State at UTEP | 8:05 p.m. CDT/6:05 p.m. MDT |
| Saturday, November 12  | ECU at UTEP            | 8:05 p.m. EST/6:05 p.m. MST |
| Saturday, November 19  | Tulsa at UTEP          | 8:05 p.m. EST/6:05 p.m. MST |

## CONFERENCE USA FOOTBALL RADIO AFFILIATES

| SCHOOL        | FLAGSHIP   | DIAL      | PXP              | ANALYST           |
|---------------|------------|-----------|------------------|-------------------|
| East Carolina | WNCT-FM    | 107.9     | Jeff Charles     | Kevin Monroe      |
| Houston       | KBME-AM    | 790       | Tom Franklin     | Ted Pardee        |
| Marshall      | WDGG-FM    | 93.7      | Steve Cotton     | TBA               |
| Memphis       | WREC-AM    | 600       | Dave Woloshin    | TBA               |
| Rice          | KGOW-AM    | 1560      | David Saltzman   | Nate Griffin      |
| SMU           | KTCK-AM    | 1310      | Rich Phillips    | John Hampton      |
| Southern Miss | WXRR-FM    | 104.5     | John Cox         | Vic Purvis        |
| Tulane        | WIST-AM    | 690       | Todd Graffagnini | Steve Barrios     |
| Tulsa         | KRMG-AM/FM | 740/102.3 | Bruce Howard     | Rick Couri        |
| UAB           | WUHT-FM    | 107.7     | David Crane      | John Whitcomb     |
| UCF           | WQTM-AM    | 740       | Marc Daniels     | Matt Gruttadauria |
| UTEP          | KOFX-FM    | 92.3      | Jon Teicher      | Bernie Ricono     |
|               | MARIA-AM   | 1650      | Omar Ropele      | Mike Perez        |

# CONFERENCE USA

5201 N. O'Connor Blvd., Suite 300  
Irving, TX 75039  
P: 214/774-1300 • F: 214/496-0055  
conferenceusa.com

**Russell Anderson, Assistant Commissioner for Football and Baseball Operations** (rdanderson@c-usa.org)

**Courtney Morrison-Archer, Assistant Commissioner for Public Affairs** (cmarcher@c-usa.org)

**Debbie Davis, Associate Director of Media Relations** (ddavis@c-usa.org)

**Nicole Cartier, Director of New Media** (ncartier@c-usa.org)

**Jeremiah Ingram, Media Relations Intern** (jingham@c-usa.org)

## SID DIRECTORY

### EAST CAROLINA

320 Ward Sports Medicine Building  
Greenville, NC 27858  
252/737-4522  
Fax: 252/737-4528

**Assistant AD: Tom McClellan**

✉ [mccllellan@ecu.edu](mailto:mccllellan@ecu.edu)

Associate: Jody Jones  
✉ [jonesjod@ecu.edu](mailto:jonesjod@ecu.edu)  
Assistant: Malcolm Gray  
✉ [graym@ecu.edu](mailto:graym@ecu.edu)  
Assistant: Charles Welch  
✉ [welchc@ecu.edu](mailto:welchc@ecu.edu)



### RICE

PO Box 1892 MS 548  
Houston, TX 77251-1892  
713/348-4034  
Fax: 713/348-6019

**Assistant AD: Chuck Pool**

✉ [cpool@rice.edu](mailto:cpool@rice.edu)  
Assistant: Ron Mears  
✉ [rmears@rice.edu](mailto:rmears@rice.edu)  
Assistant: John Sullivan  
✉ [jsully@rice.edu](mailto:jsully@rice.edu)  
Assistant: Jay Jameson  
✉ [jj7473@rice.edu](mailto:jj7473@rice.edu)



### TULSA

600 S. College Avenue  
Tulsa, OK 74104-3189  
918/631-ext.

**Associate AD: Don Tomkalski (3200)**

[donald-tomkalski@utulsa.edu](mailto:donald-tomkalski@utulsa.edu)  
Assistant: Stephanie Hall (2163)  
✉ [stephanie-hall@utulsa.edu](mailto:stephanie-hall@utulsa.edu)  
Assistant: Eric Hollier (2395)  
✉ [eric-hollier@utulsa.edu](mailto:eric-hollier@utulsa.edu)



### HOUSTON

3100 Cullen Boulevard  
Houston, TX 77004  
713/743-9404  
Fax: 713/743-9411

**Associate AD: Cassie Arner**

✉ [mcarner@central.uh.edu](mailto:mcarner@central.uh.edu)

Director: Jeff Conrad  
✉ [jaconrad@mail.uh.edu](mailto:jaconrad@mail.uh.edu)  
Assistant: Adam Quisenberry  
✉ [aquisenb@central.uh.edu](mailto:aquisenb@central.uh.edu)  
Assistant: Jamie Zarda  
✉ [jczarda@uh.edu](mailto:jczarda@uh.edu)



### SMU

PO Box 0216  
6024 Airline Road  
Dallas, TX 75275-0216  
214/768-2883

**Associate AD: Brad Sutton**

✉ [bsutton@smu.edu](mailto:bsutton@smu.edu)

Assistant: Herman Hudson  
✉ [hermanh@smu.edu](mailto:hermanh@smu.edu)  
Assistant: Travis Chamblee  
✉ [tchamblee@smu.edu](mailto:tchamblee@smu.edu)



### UAB

115 Bartow Arena  
617 13th Street South  
Birmingham, AL 35294-4520  
205/934-0722  
Fax: 205/975-7505

**Assistant AD: Norm Reilly**

✉ [nreilly@uab.edu](mailto:nreilly@uab.edu)  
Associate: Aaron Jordan  
✉ [ajordan@uab.edu](mailto:ajordan@uab.edu)  
Assistant: Tyson Mathews  
✉ [tmathews@uab.edu](mailto:tmathews@uab.edu)



### MARSHALL

PO Box 1360  
Huntington, WV 25715  
304/696-4660  
Fax: 304/696-2325

**Assistant AD: TBA**

✉ [tba](mailto:tba)  
Assistant: Bob Pristash  
✉ [pristash1@marshall.edu](mailto:pristash1@marshall.edu)  
Assistant: TBA



### SOUTHERN MISS

118 College Drive #5161  
Hattiesburg, MS 39406-0061  
601/266-4503  
Fax: 601/266-4507

**Assistant AD: Jack Duggan**

✉ [jack.duggan@usm.edu](mailto:jack.duggan@usm.edu)

Associate: Shirley Hill  
✉ [shirley.jones-hill@usm.edu](mailto:shirley.jones-hill@usm.edu)  
Assistant: Tim Andrzejewski  
✉ [timothy.andrzejewski@usm.edu](mailto:timothy.andrzejewski@usm.edu)  
Assistant: Kyle Neaves  
✉ [kyle.neaves@usm.edu](mailto:kyle.neaves@usm.edu)



### UCF

4000 Central Florida Blvd.  
Orlando, FL 32816  
407/823-ext.  
Fax: 407/823-5266

**Associate AD: Joe Hornstein (2729)**

✉ [joehorn@athletics.ucf.edu](mailto:joehorn@athletics.ucf.edu)  
Associate: Doug Richards (2142)  
[drichards@athletics.ucf.edu](mailto:drichards@athletics.ucf.edu)  
Assistant: Pat Salvas  
[psalvas@athletics.ucf.edu](mailto:psalvas@athletics.ucf.edu)  
**Assistant: Brian Ormiston (4869)**  
✉ [bormiston@athletics.ucf.edu](mailto:bormiston@athletics.ucf.edu)  
Assistant: Sarah Tarasewicz  
[sarah@athletics.ucf.edu](mailto:sarah@athletics.ucf.edu)



### MEMPHIS

203 Athletic Office Building  
570 Normal  
Memphis, TN 38152  
901/678-2337  
Fax: 901/678-4134

**Assistant AD: Jennifer Rodrigues (2397)**

✉ [jmpowers@memphis.edu](mailto:jmpowers@memphis.edu)  
Assistant: Lamar Chance (2349)  
✉ [lchance1@memphis.edu](mailto:lchance1@memphis.edu)  
Assistant: Tammy DeGroff (5787)  
✉ [tdegroff@memphis.edu](mailto:tdegroff@memphis.edu)  
Assistant: Mark Taylor  
✉ [mtaylor16@memphis.edu](mailto:mtaylor16@memphis.edu)  
Assistant: Brandon Kolditz  
✉ [wkolditz@memphis.edu](mailto:wkolditz@memphis.edu)



### TULANE

Wilson Center  
Ben Weiner Drive  
New Orleans, LA 70118-5681  
504/865-5506  
Fax: 504/865-5512

**Assistant AD: Roger Dunaway**

✉ [roger@tulane.edu](mailto:roger@tulane.edu)  
Assistant: Brian Miller  
✉ [bmiller@tulane.edu](mailto:bmiller@tulane.edu)  
Assistant: Richie Weaver  
✉ [rweaver@tulane.edu](mailto:rweaver@tulane.edu)  
Assistant: Greg Campbell  
✉ [gcampbe1@tulane.edu](mailto:gcampbe1@tulane.edu)



### UTEP

Brumbelow Bldg. Room 126  
201 Baltimore  
El Paso, TX 79902  
915/747-6652

**Associate AD: Jeff Darby**

✉ [jdarby@utep.edu](mailto:jdarby@utep.edu)  
Associate: Angela Olivas  
✉ [acolivass@utep.edu](mailto:acolivass@utep.edu)  
Associate: Mark Brunner  
✉ [mbrunner@utep.edu](mailto:mbrunner@utep.edu)  
Assistant: Ana Chavez  
✉ [agchavez@utep.edu](mailto:agchavez@utep.edu)

