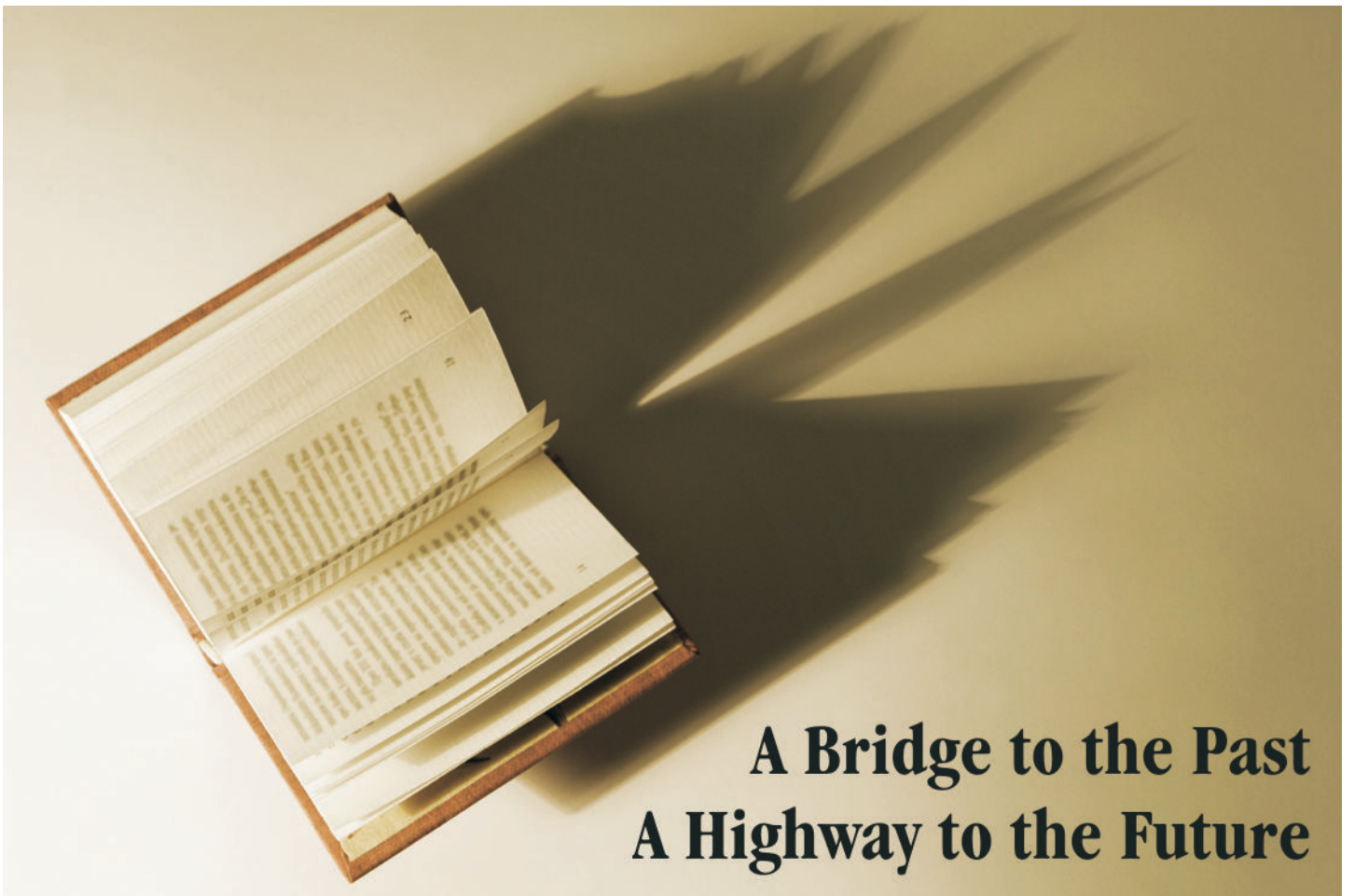


The Logan Library Annual Report 2009



**A Bridge to the Past
A Highway to the Future**

Logan Library Annual Report 2009

Usage of the library continued to grow during 2009 with the circulation of materials increasing by 11% over the previous year.

The library staff along with the library board, with more than 18 months of effort, completed the updating and re-writing of the library's long range plan. The plan contains monitoring and updating procedures that allow for future growth and vision. This plan will serve as an on-going guide for the library for many years to come.

The library continues to analyze and develop its collections and services in order to ensure high quality resources for the public. Every effort is being made to reflect the changes in how the public uses the library, how technology provides access and resources, and what the expectations of the public for collections and services provided by the library should be.

During 2009 the library received grants to expand the Spanish collections, to add centralized printing for the general public, to purchase four computers specifically designed for young children, and six computers for young adults, and to purchase disc cleaning equipment to maintain the library's collections of CDs, DVDs, and CD-ROMs.

Summary of Statistics 2009:

Circulation:	949,213
Interlibrary loans:	8,739
Reference questions:	38,698
Online visits:	733,394
Visitors to library:	296,823
Items in collection:	190,598

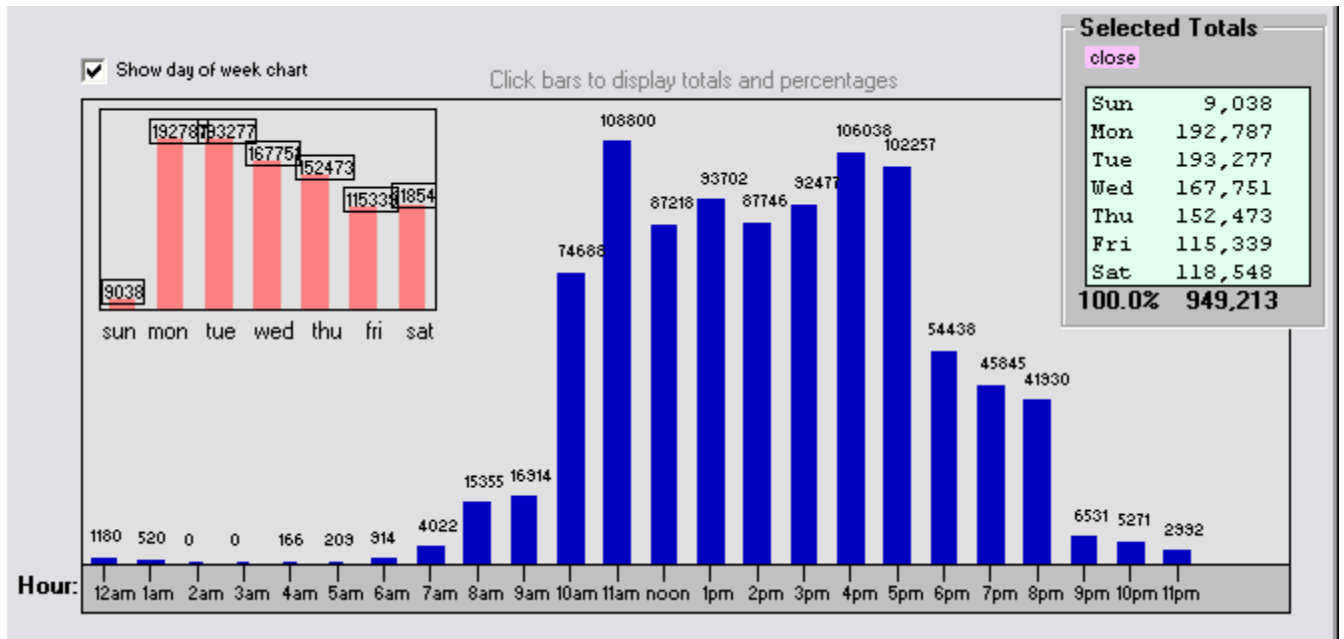
**Logan Library
Annual Report
2009**

Selected Performance Measures

Logan Library Performance Measure

2009 Circulation

Based on Charges in Workflows and Renewals in both Workflows and iBistro



2009 Transactions

6,173	AV -- Add Item (Vols/call#s,copies)
2,407	BY -- Bill User
437	Cd -- Mark Item Lost
761,273	CV -- Charge Item
755,802	EV -- Discharge Item (Checkin)
13,074	FV -- Remove Item (Title/call#/copy)
6,191	FY -- Remove User (Patron/staff)
146,003	FZ -- Remove Hold (Remove hold)
6,585	Ju -- Create Request (Patron request)
2,153	JV -- Create Item (Title/call#/copy)
5,216	JY -- Create User (Patron or staff)
105,593	JZ -- Create Hold (Place a hold)
840	KY -- Duplicate User (Copy existing)
184	OV -- Transfer Item (to another libr)
90,655	PY -- Pay User (Paying user bill)
59,893	RV -- Renew Item (In Library at Circ)
128,047	RY -- Renew User (iBistro)

Doubleclick to show Data Codes

2,090,526 Transaction Codes

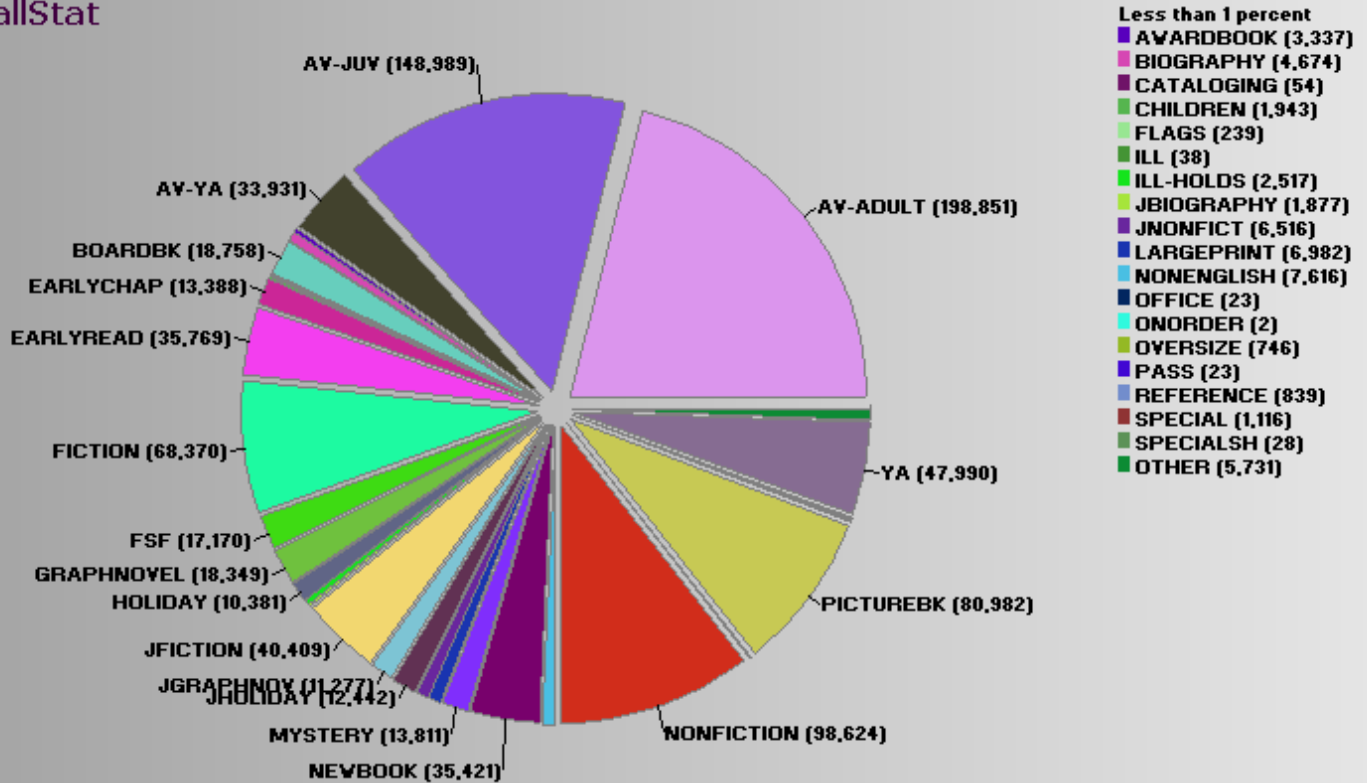
2,090,526 TOTAL

Logan Library Performance Measure

2009 Circulation

Based on Charges in Workflows and Renewals in both Workflows and eLibrary

CallStat



Totals

File: C:\Documents and Settings\logancity\Desktop\2009.stat
 Dates: 1/1/2009 to 12/31/2009
 Codes: CV RV RY; Transactions: 949,213

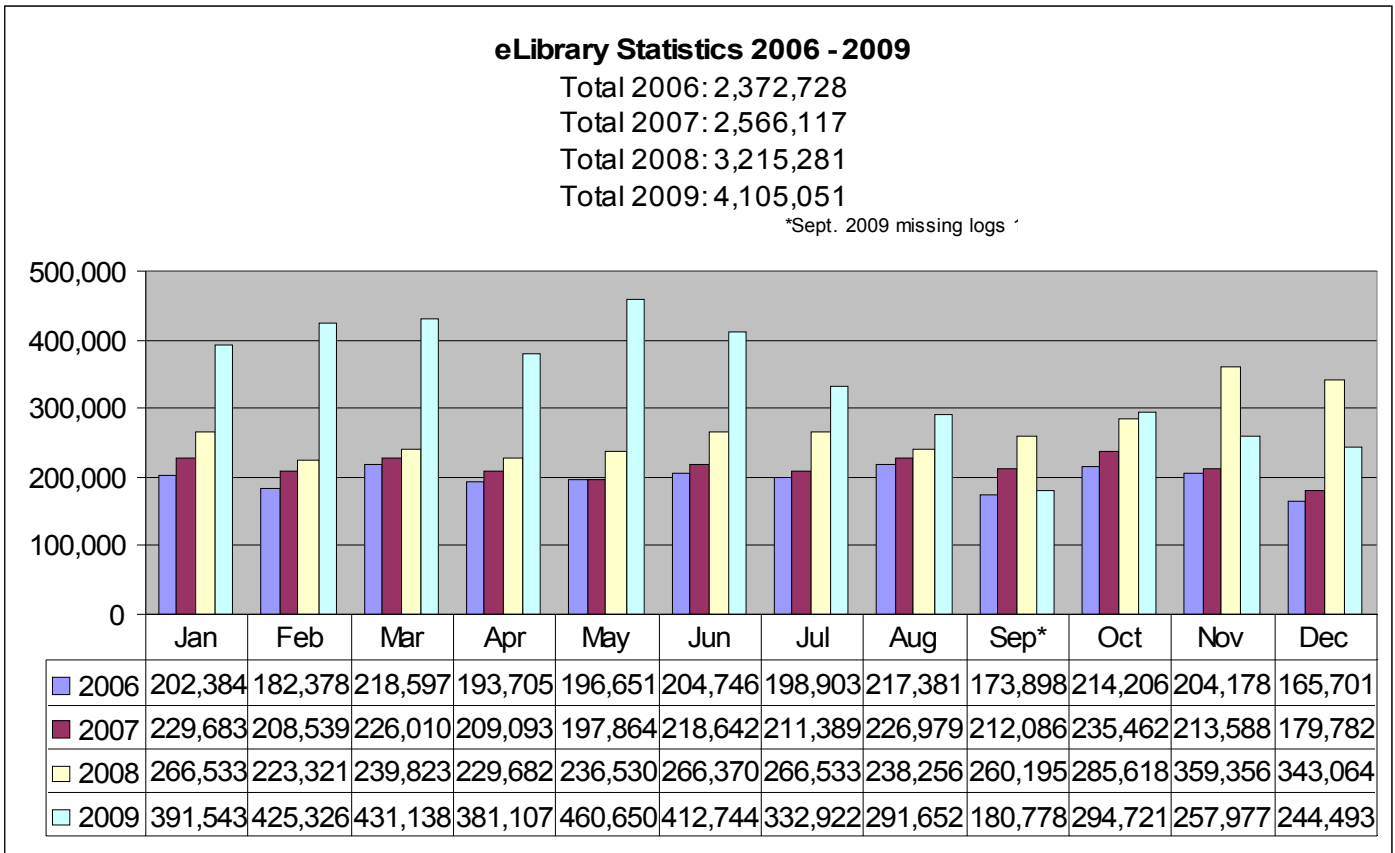
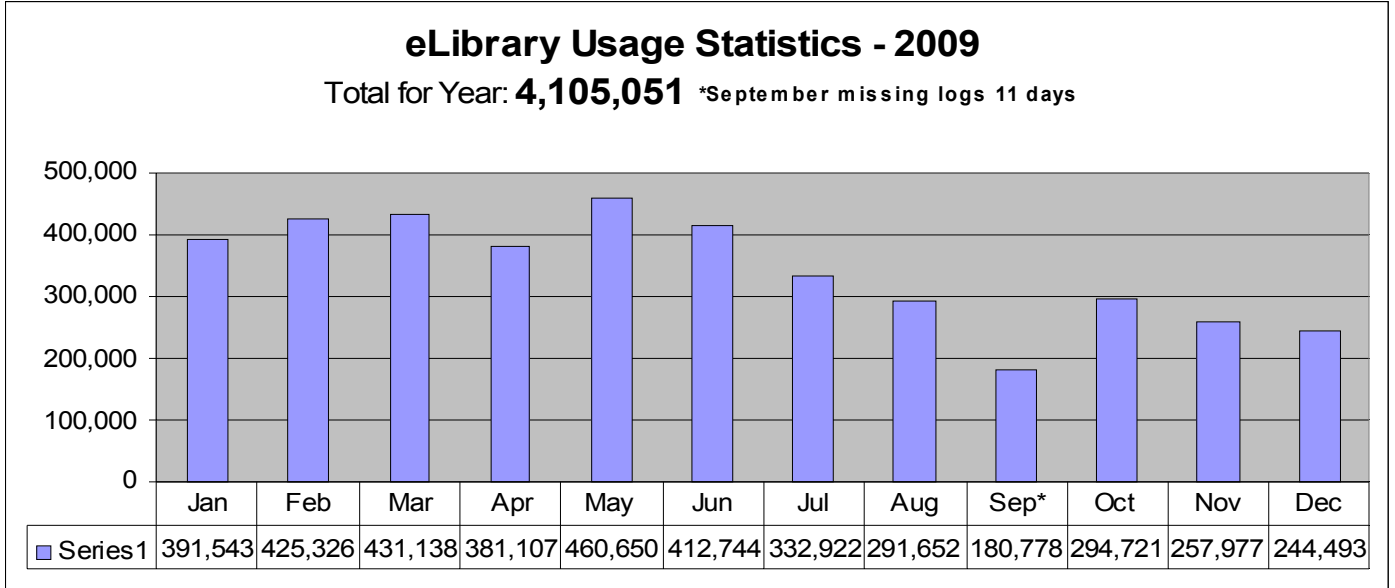
TOTAL by Home Location

Jan-74,992	Feb-71,259	Mar-79,623	Apr-76,506	May-72,277	Jun-90,929
CV: 61,326 RV: 4,642 RY: 9,024	CV: 57,245 RV: 4,706 RY: 9,308	CV: 63,704 RV: 5,348 RY: 10,571	CV: 61,183 RV: 4,956 RY: 10,367	CV: 57,833 RV: 4,582 RY: 9,862	CV: 75,474 RV: 5,118 RY: 10,337
Jul-88,351	Aug-83,517	Sep-80,362	Oct-81,604	Nov-76,270	Dec-73,523
CV: 71,070 RV: 5,268 RY: 12,013	CV: 67,902 RV: 4,577 RY: 11,038	CV: 64,101 RV: 5,356 RY: 10,905	CV: 64,818 RV: 5,276 RY: 11,510	CV: 60,238 RV: 4,816 RY: 11,216	CV: 56,379 RV: 5,248 RY: 11,896
All-949,213 CV: 761,273 RV: 59,893 RY: 128,047					

Total Circulation 949,213
 CV: Total Charges
 RV: Total Inhouse Renewals
 RY: Total Renewals eLibrary

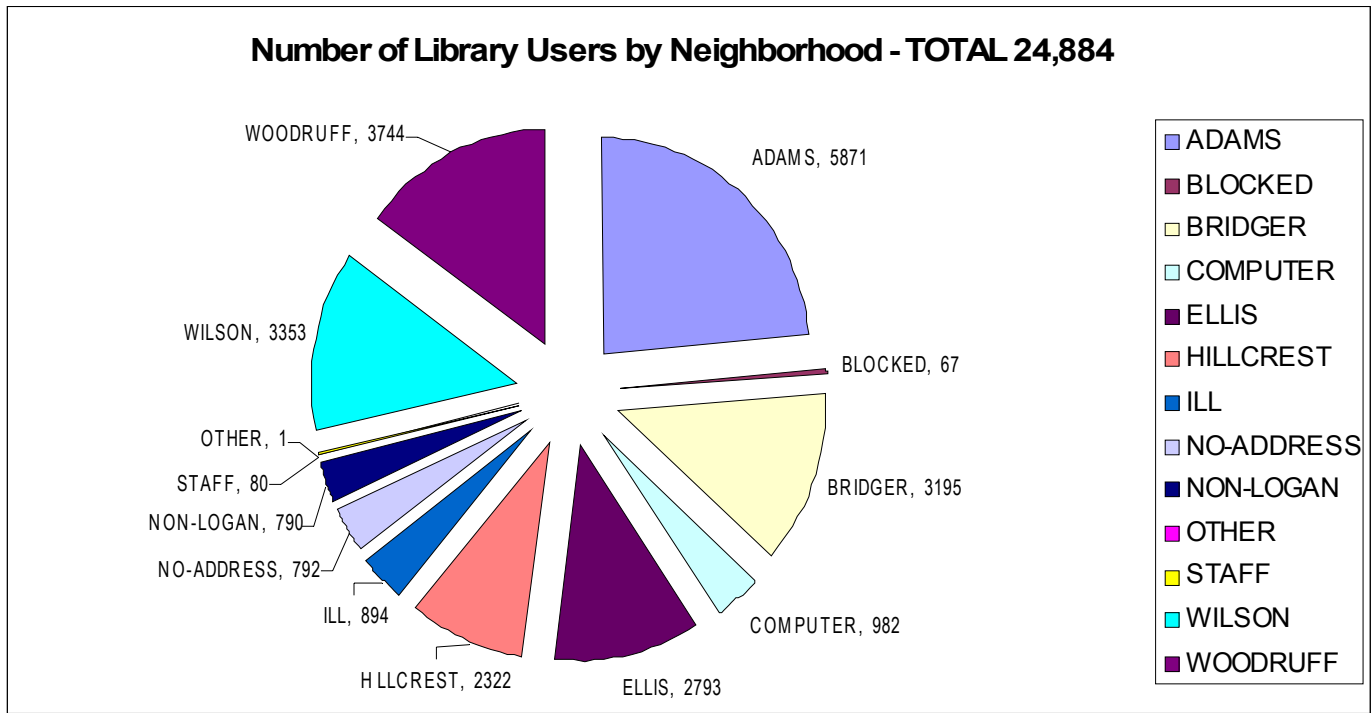
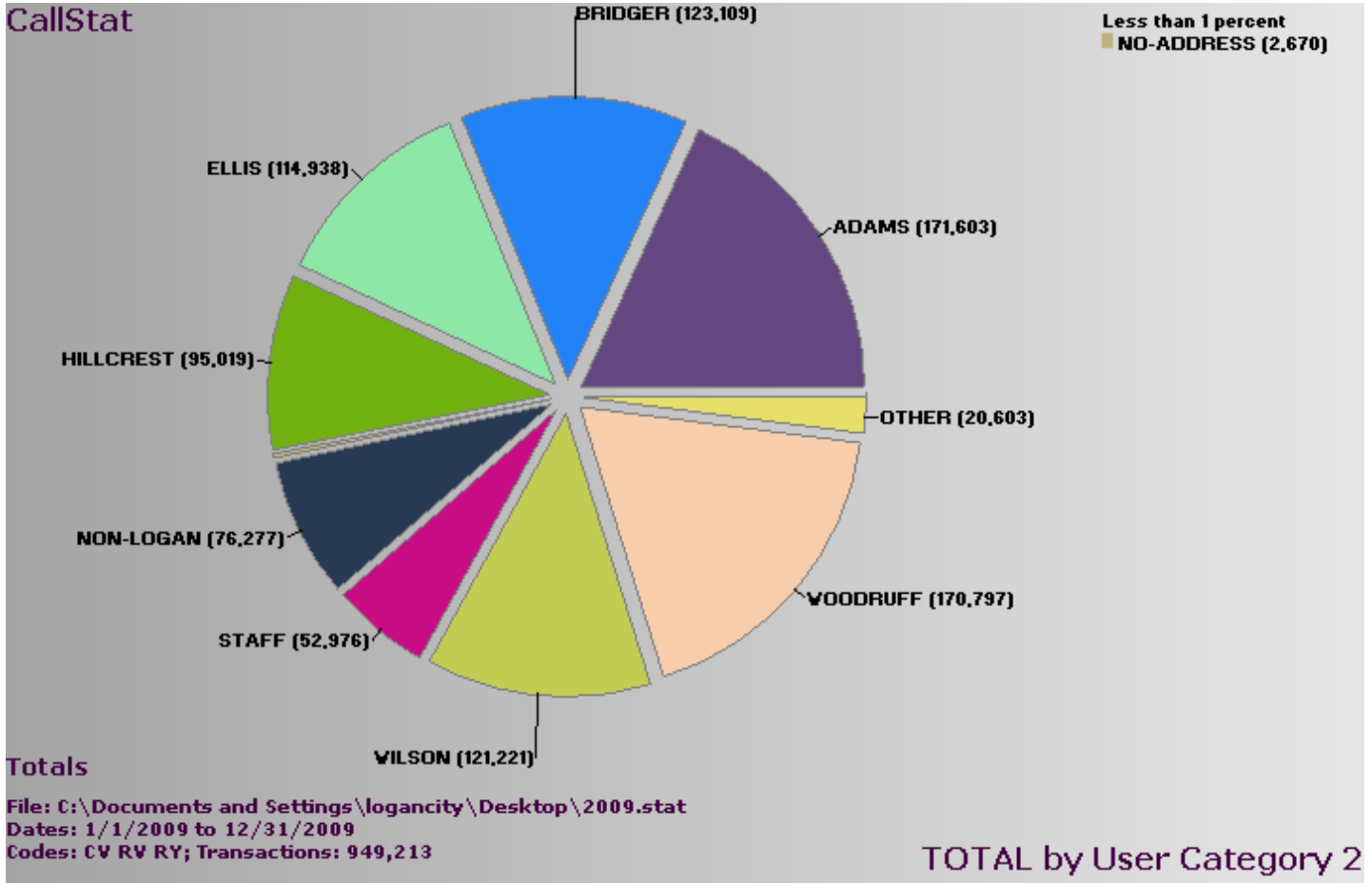
**Logan Library
Performance Measure**

eLibrary Usage Statistics – 2009



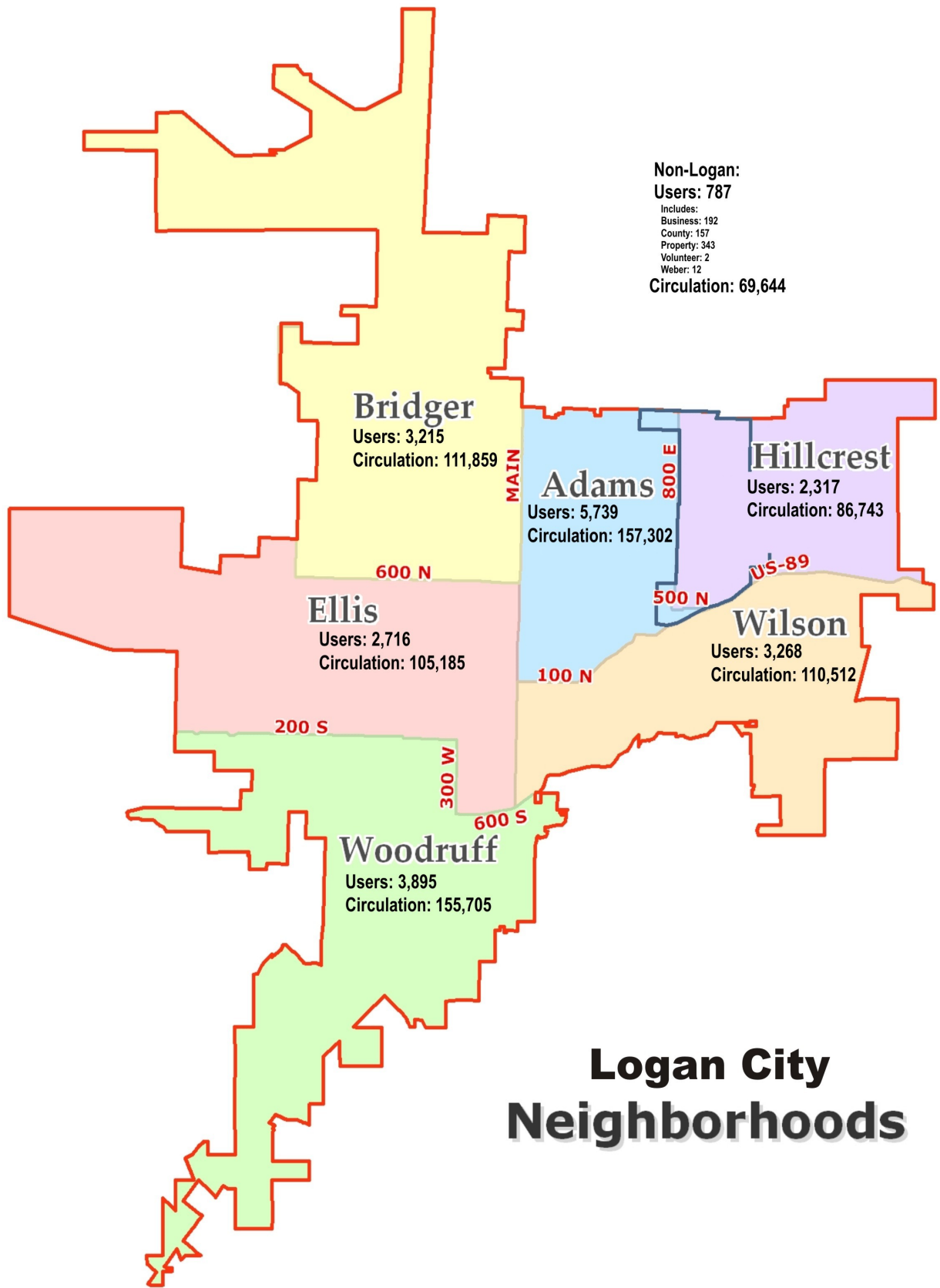
**Logan Library
Performance Measure**

Circulation by Neighborhood – 2009



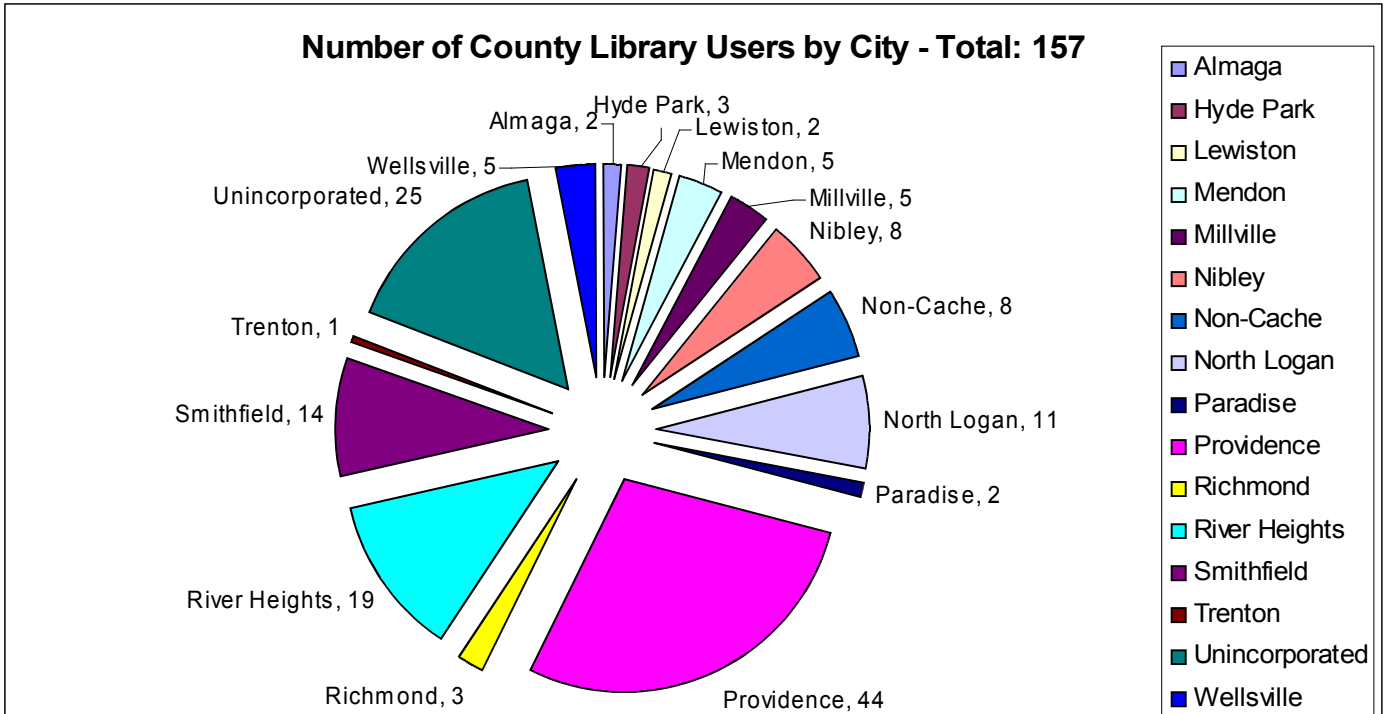
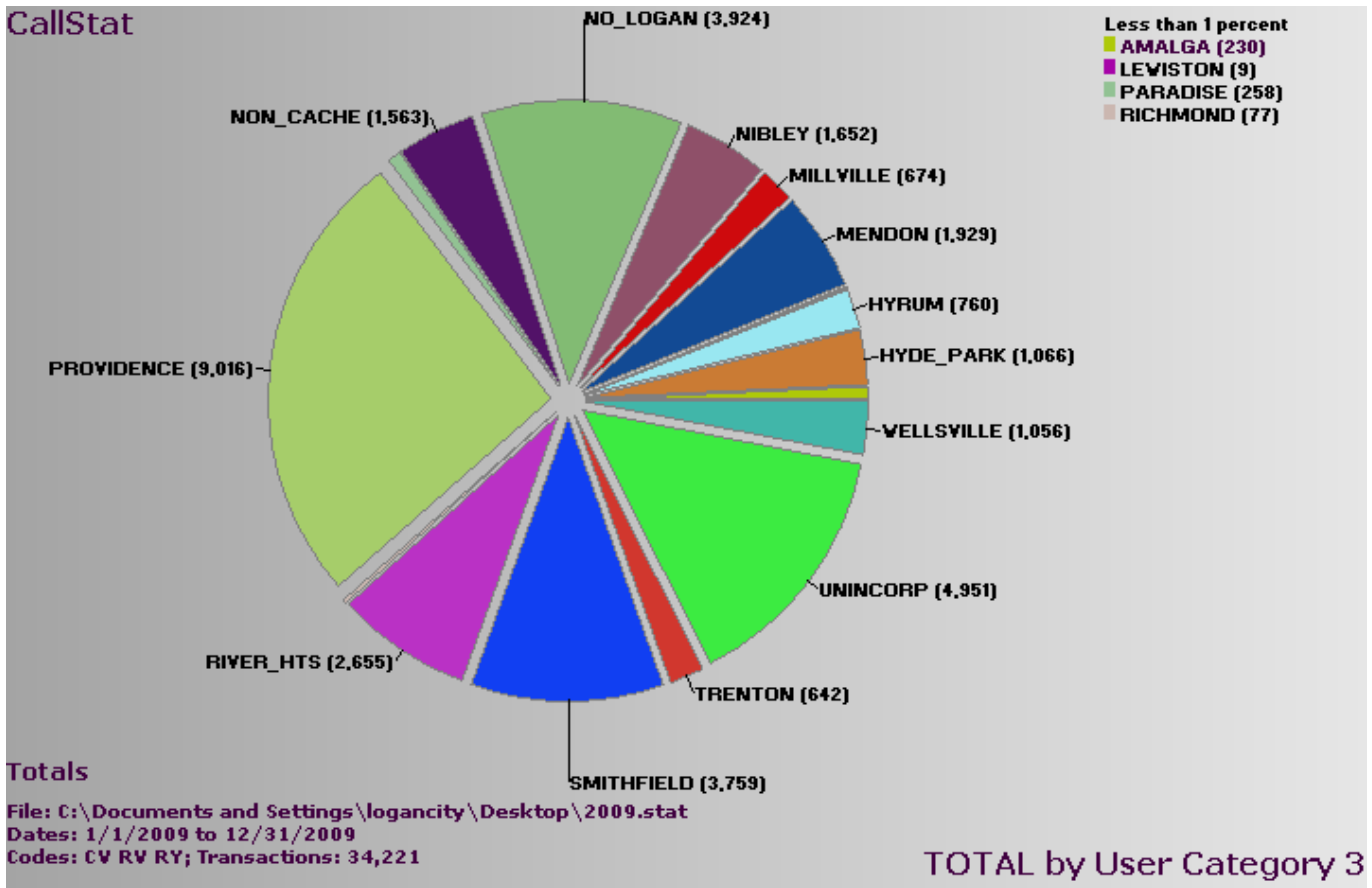
Logan Library Performance Measure

Circulation by Logan Neighborhood – 2009



**Logan Library
Performance Measure**

Circulation by City in Cache County – 2009



Logan Library Performance Measure WebPage Usage Statistics – 2009

General Statistics

The Visits graph displays the overall number of visits to your Web site. The General Statistics table provides an overview of the activity for your Web site during the specified time frame.



General Statistics - Report Range: 01/01/2009 00:00:00 - 12/31/2009 23:59:59		
Hits	Entire Site (Successful)	16,203,650
	Average per Day	44,393
	Home Page	398,190
Page Views	Page Views	6,094,558
	Average per Day	16,697
	Average per Unique Visitor	30
	Document Views	4,527,112
Visits	Visits	733,394
	Average per Day	2,009
	Average Visit Length	00:23:08
	Median Visit Length	00:00:01
	International Visits	10.01%
	Visits of Unknown Origin	11.97%
	Visits from United States	78.01%
	Visits Referred by Search Engines	76,102
Visitors	Visits from Spiders	27,044
	Unique Visitors	209,850
	Visitors Who Visited Once	168,375
	Visitors Who Visited More Than Once	41,475

Technical Processing Statistics
Activity from January 1 – December 31, 2009

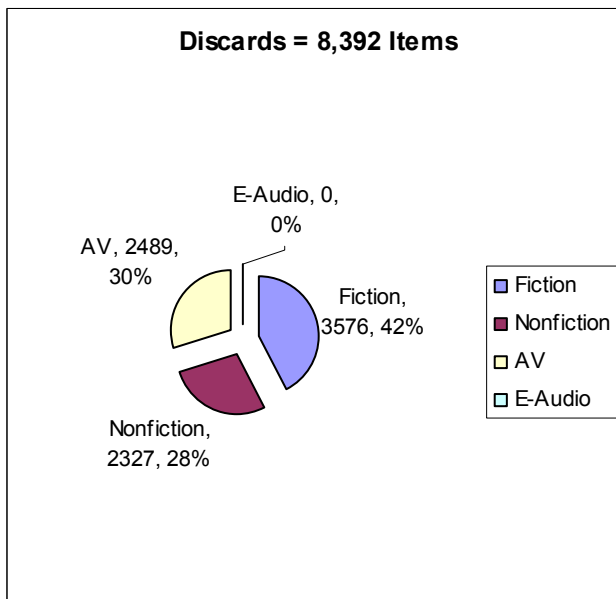
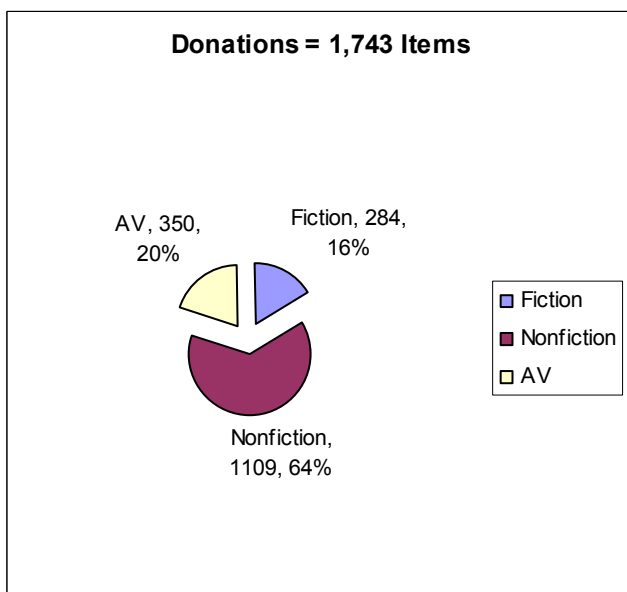
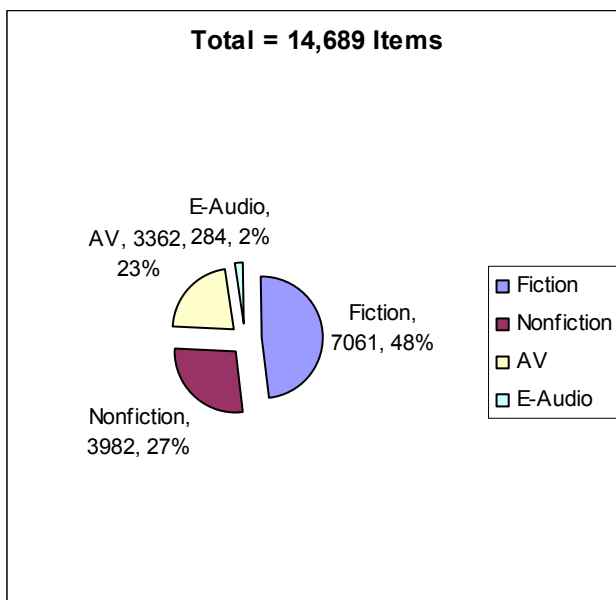
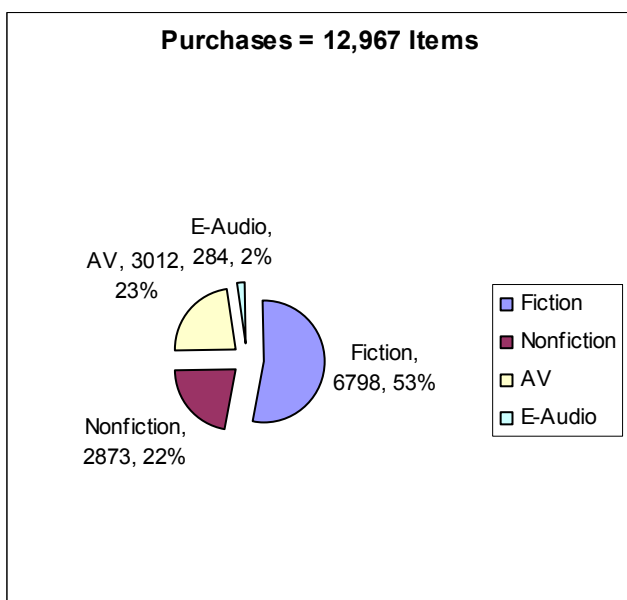
Acquisitions, discards, and total holdings

Total Items = 190,598*
Total Titles = 144,926*
Titles Added = 9,857 *
Items Added = 14,689*
Discards = 8,392*
Total E-Resources = 13,817
E-Book = 11,217
E-Audiobook = 2,600

*Includes E-Resources/Realia

Ongoing projects in Tech Processing

- Converted Archives to Special Collection
- Changed YR to Early Chapter
- Created nonholdable/nonrenewable DVDs
- Created YA DVD ANIME collection
- Series culling in Juvenile and Graphic Novel collections
- Created JHOLIDAY collection from the holiday collection. Added Dewey numbers to the nonfiction titles.
- Continued cataloging SPECIAL Collection items: family histories, genealogy, etc.



Logan Library Performance Measure

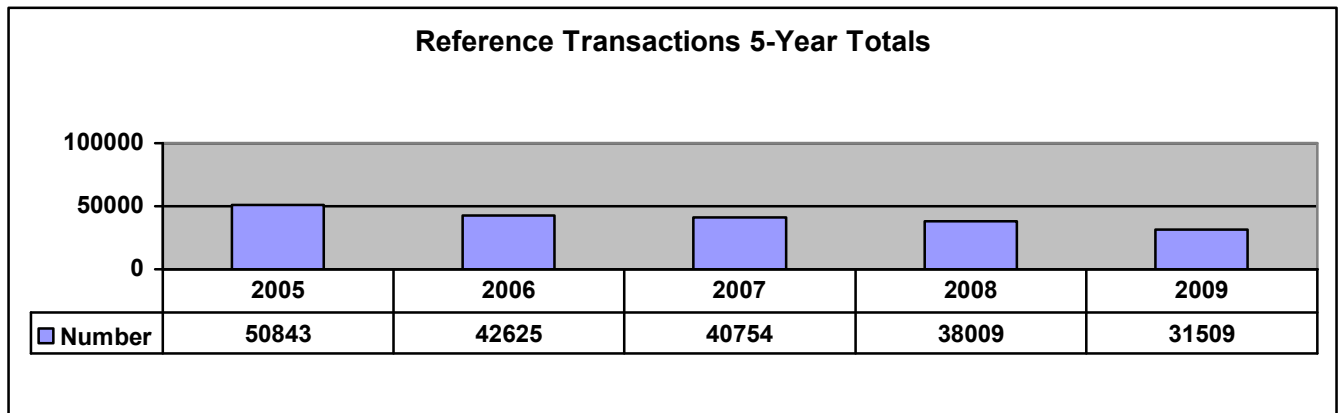
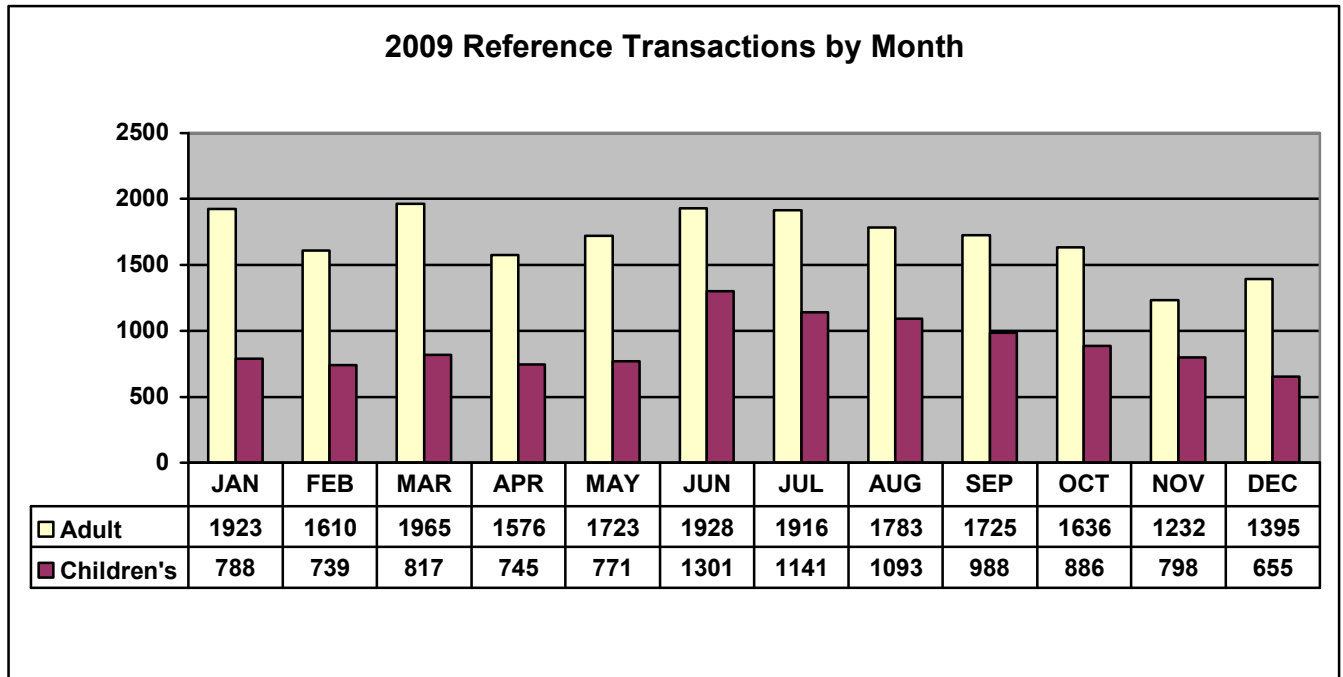
Reference

Total number of 2009 reference transactions: **31,509**

Total number of adult reference: 20,412

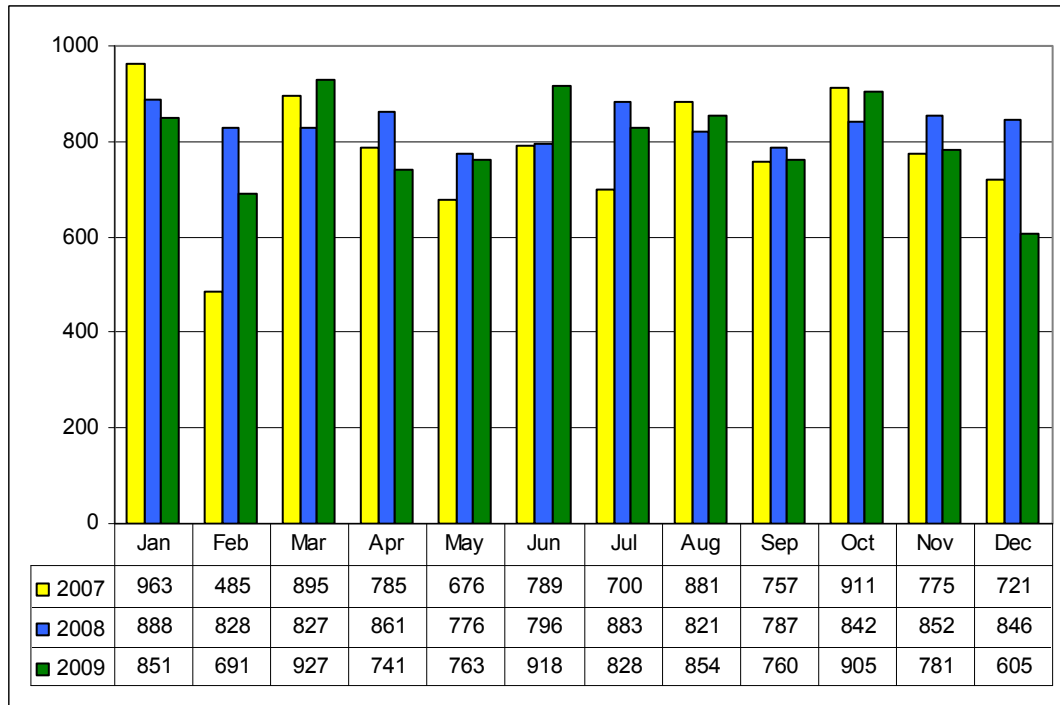
Total number of children's reference: 10,722

Total number of electronic reference: 375



Logan Library Performance Measure

Reference Database Usage



Total Usage

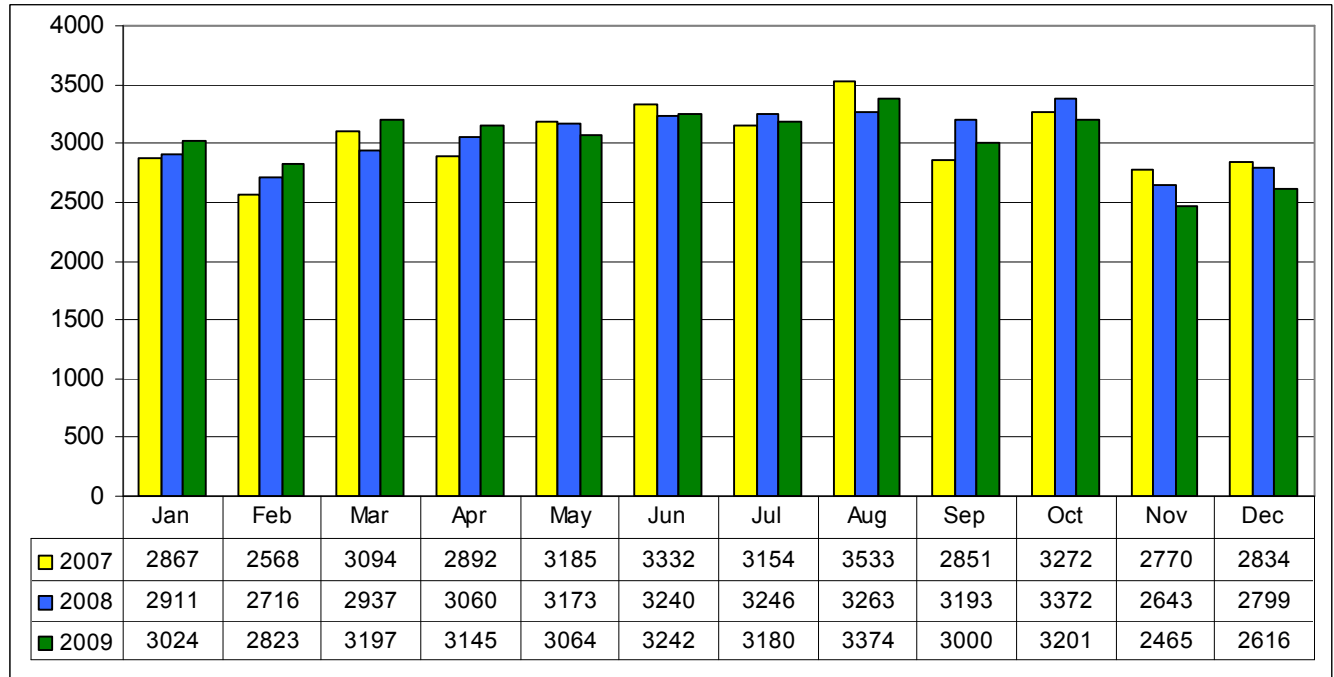
2007: 9338

2008: 10007

2009: 9624

Logan Library Performance Measure

Number of Computer Sessions



Total Usage

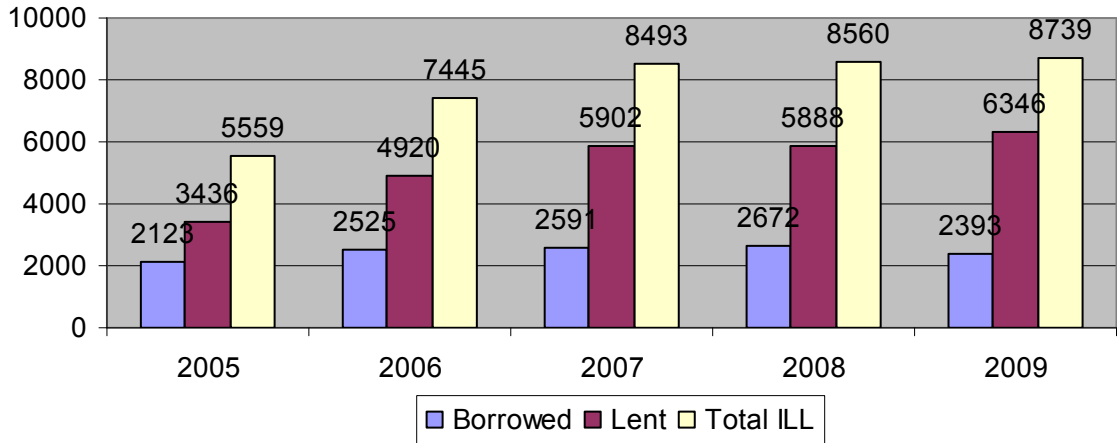
2007: 36,352

2008: 36,553

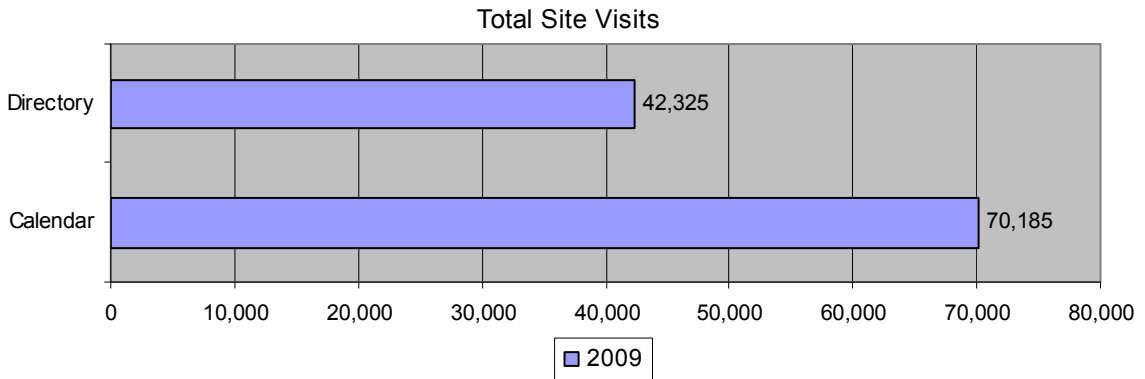
2009: 36,331

Logan Library Performance Measure

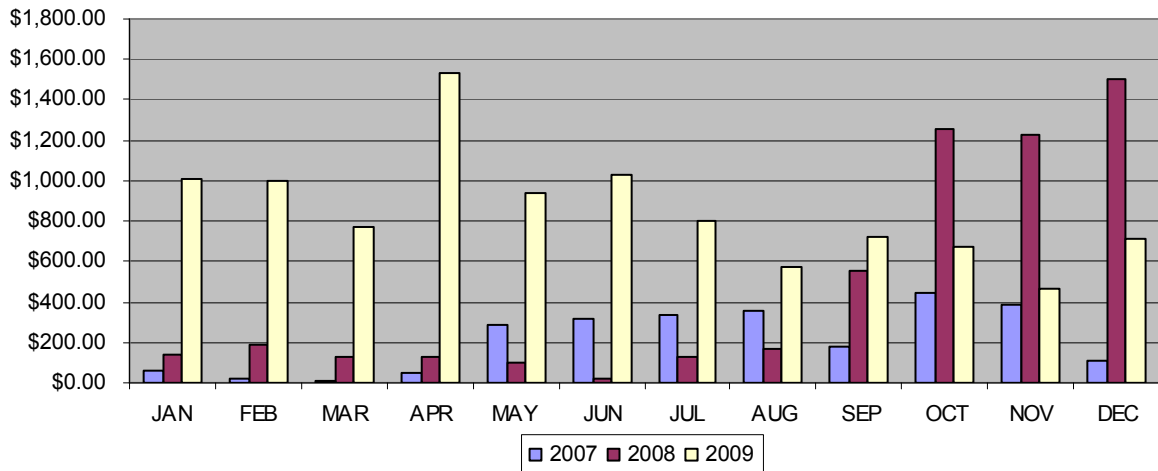
Interlibrary Loan



Community Calendar and Directory



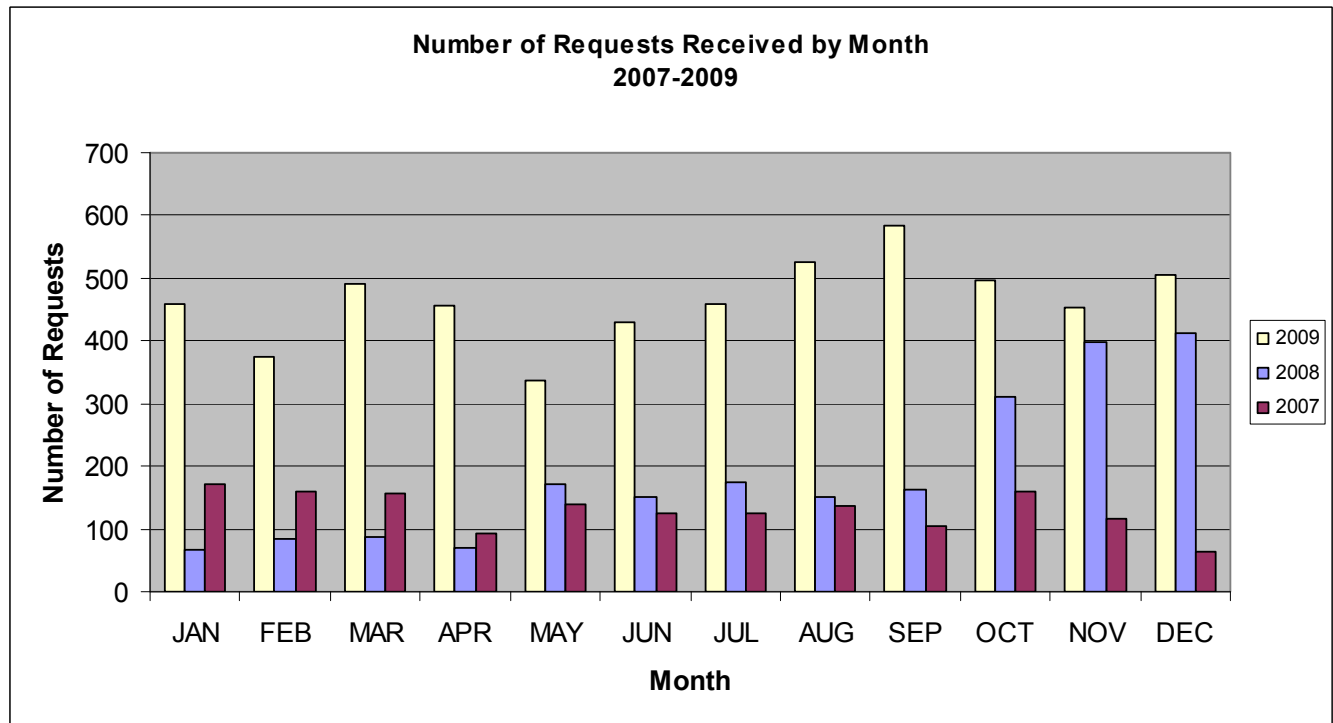
Online Book Sales



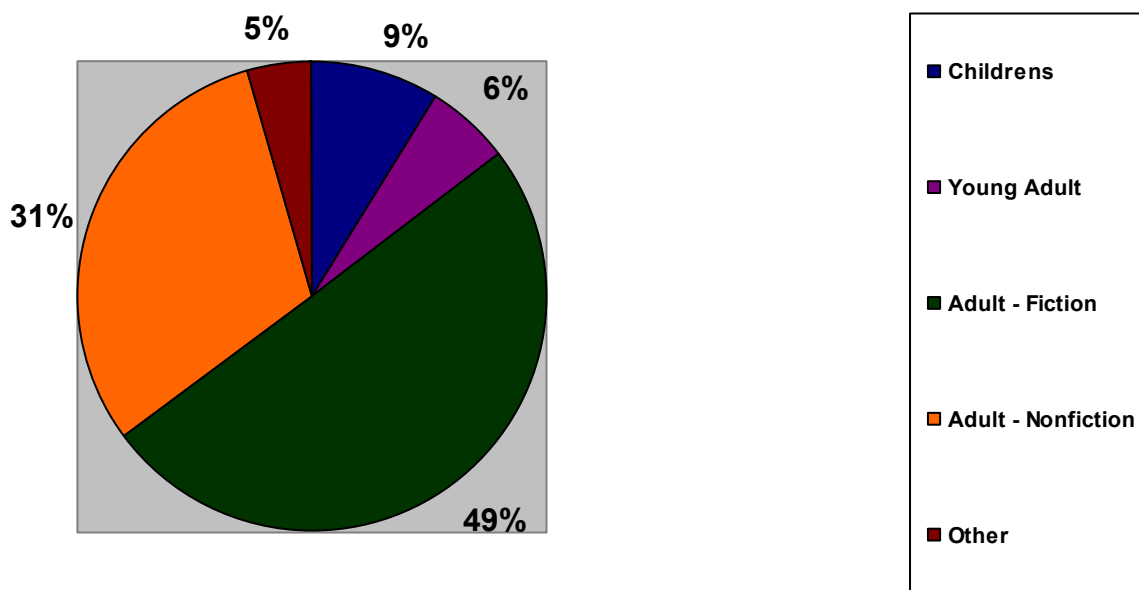
Logan Library Performance Measure

Online Requests from Patrons for Materials

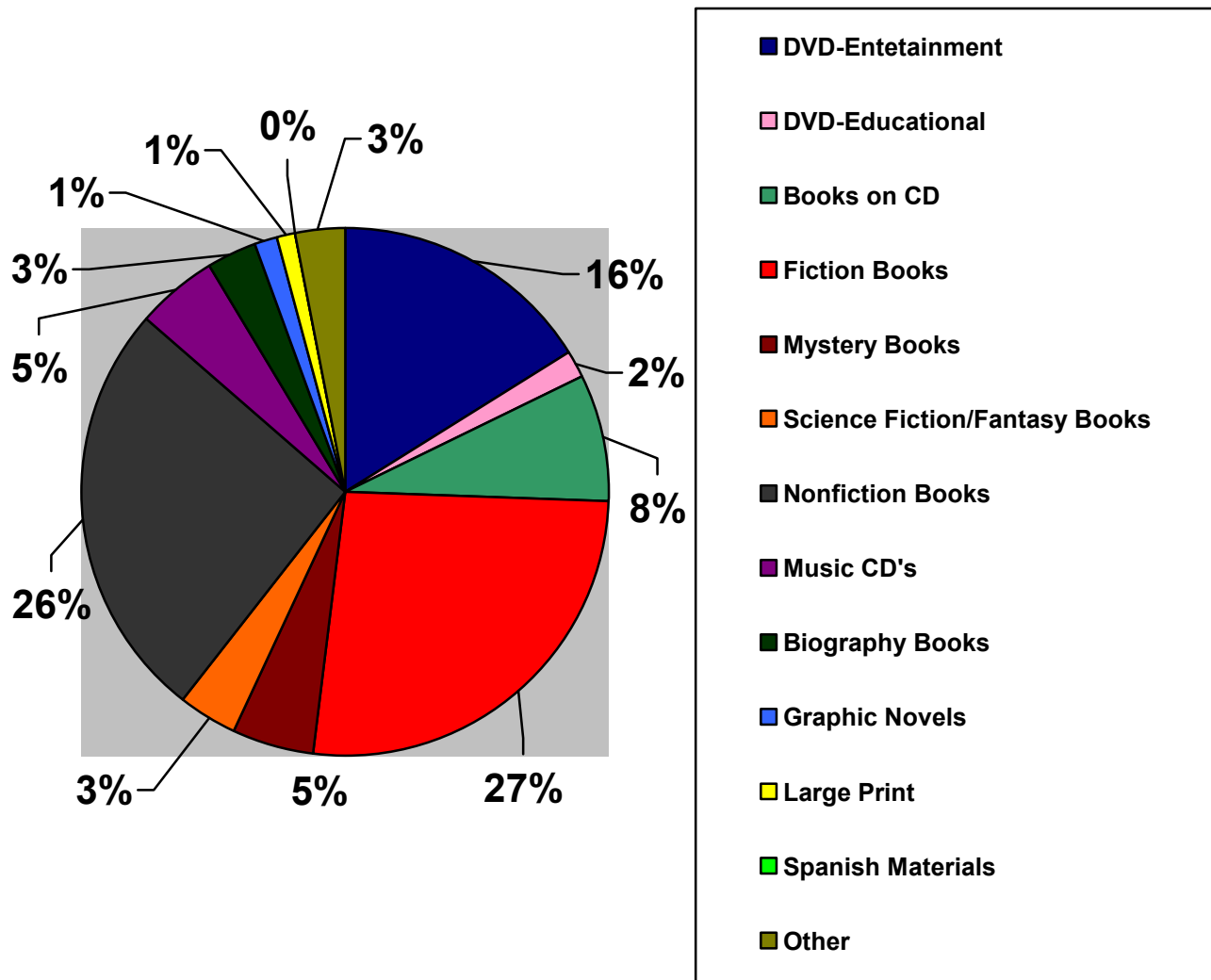
In 2009, all requests for materials have been pre-examined and distributed to the Children's, Young Adult, Adult - Fiction, or Adult - Nonfiction departments for consideration. Each of these departments then had a choice to either interlibrary loan or purchase the requested item.



Total requests by destination:



Total requests by format:



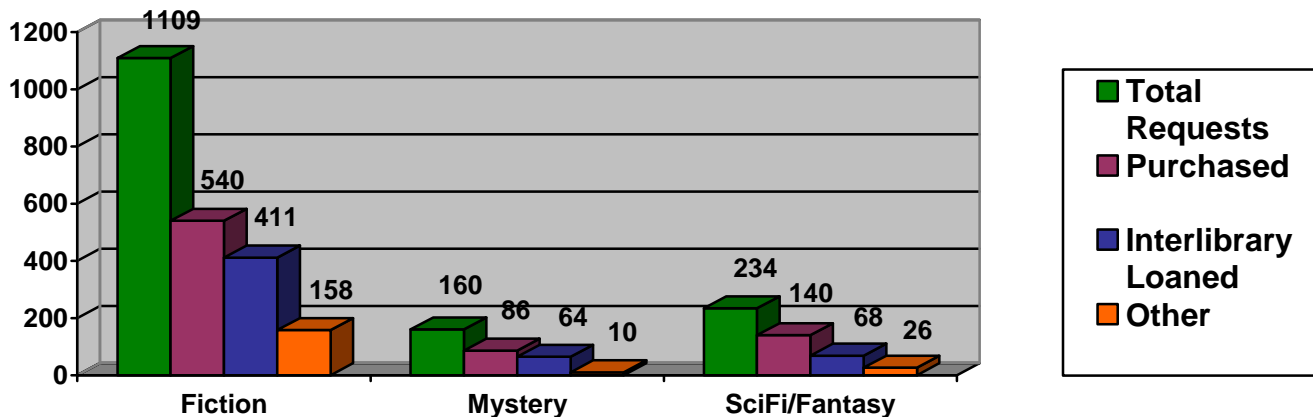
Highlights for the year:

1. Responses given to patrons have been standardized to eliminate confusion.
2. At last, all patrons who request an item which is then purchased for library are placed on hold for the item. This process allows patrons to either receive their requests through interlibrary loan or through purchasing and still be the first patron to use the item.

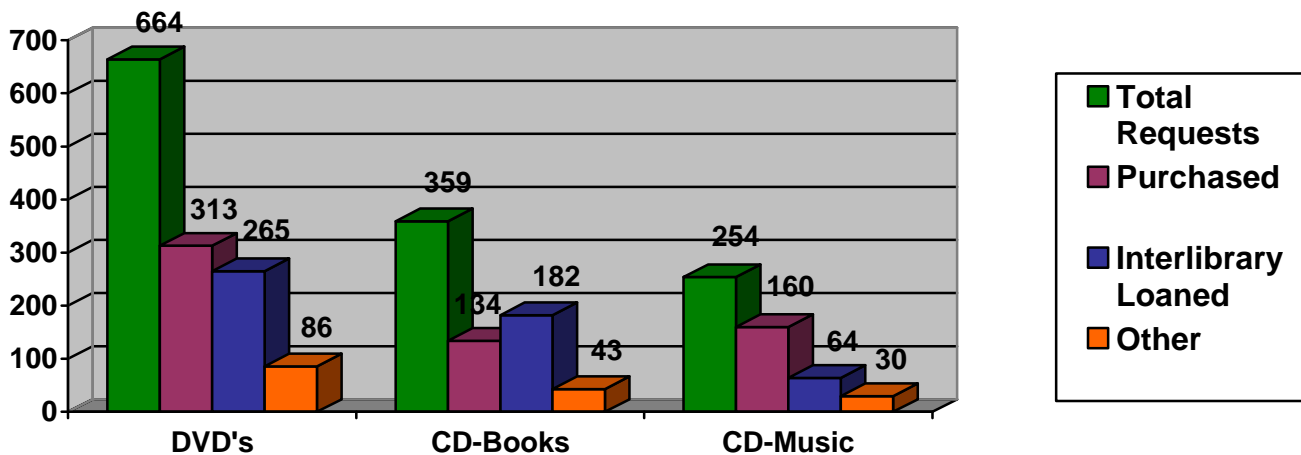
Logan Library Performance Measure

Adult Fiction Collections

Book Requests:



Audiovisual Requests:



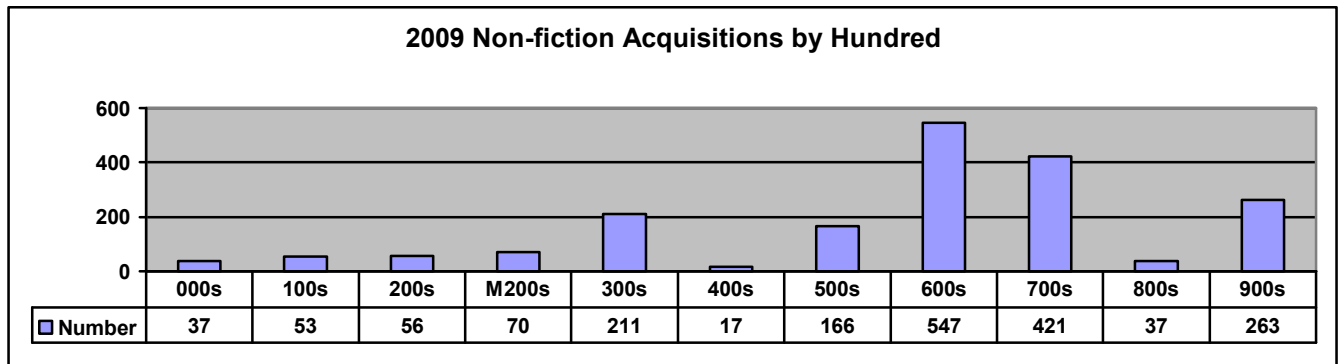
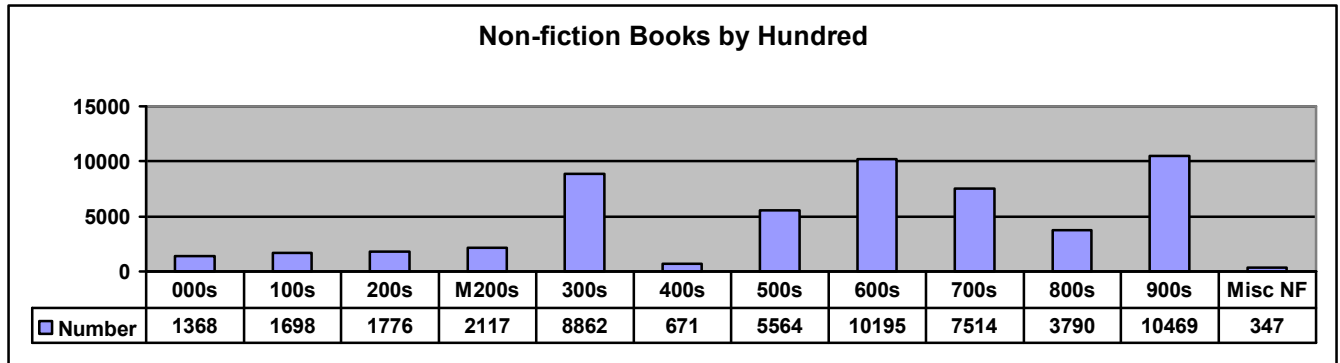
Request Percentages:

Material Type	Ordered	ILL	Other	Total Requests
Fiction	49%	24%	14%	1109
Mystery	54%	40%	6%	160
Sci-Fi / Fantasy	60%	29%	11%	234
DVD's	47%	40%	13%	664
CD – Books	37%	51%	12%	359
CD – Music	63%	25%	12%	254

Logan Library Performance Measure

Non-Fiction

Total number of non-fiction books: **54,371**



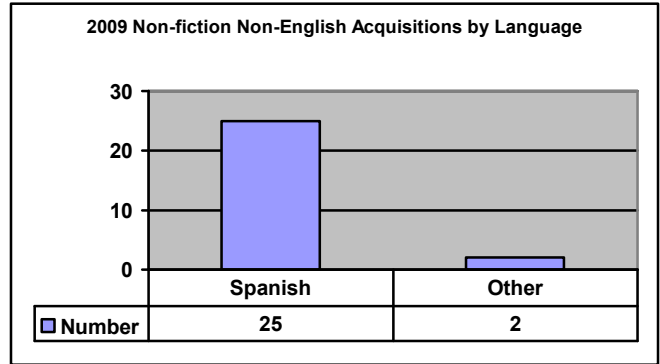
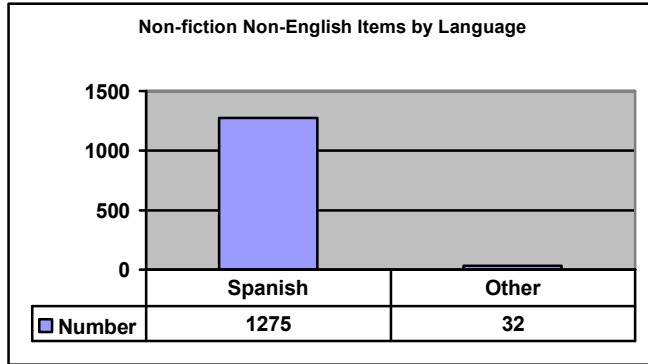
Total number of adult biography: **4,896**
 Total number of 2009 acquisitions in biography: 90

Total number of non-fiction large print: **281**
 Total number of 2009 acquisitions in non-fiction large print: 11

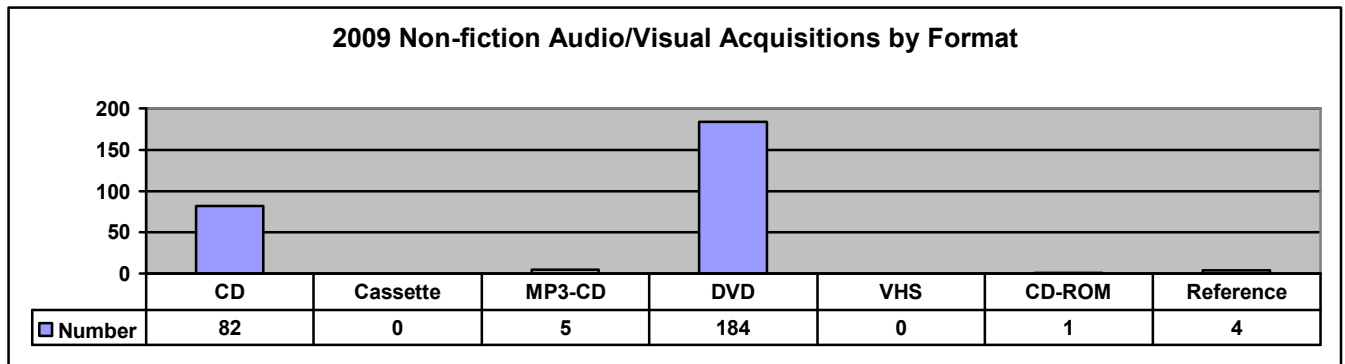
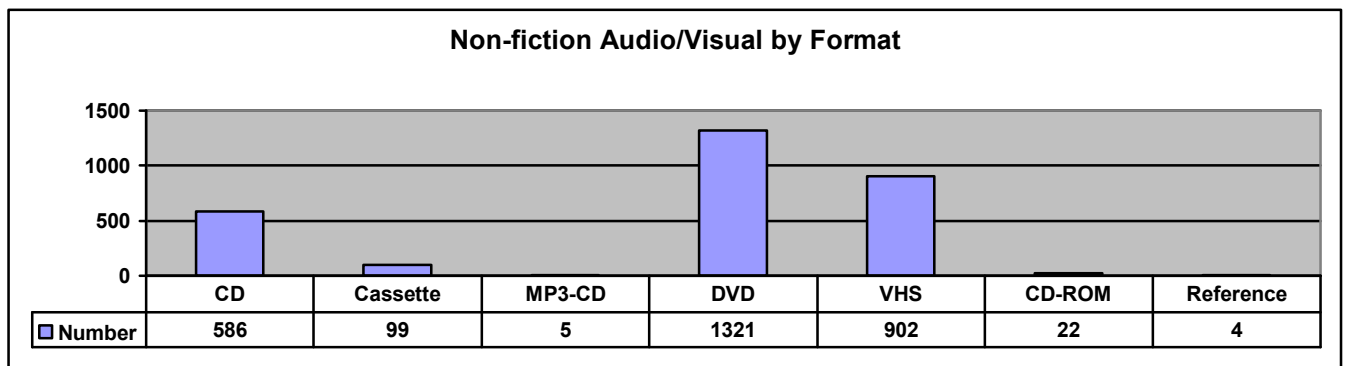
Logan Library Performance Measure

Non-fiction continued

Total number of non-fiction non-English: **1307**



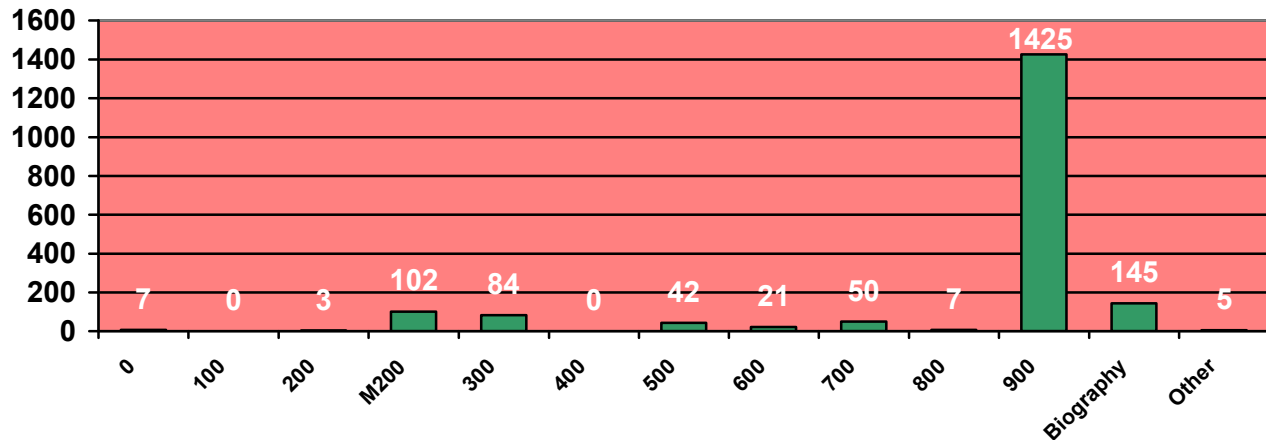
Total number of non-fiction audio/visual: **5,226**



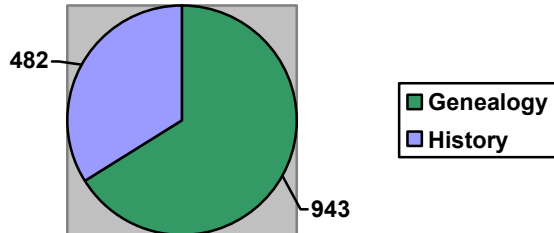
Logan Library Performance Measure

Special Collections

Breakdown of Collection by Dewey Classification:
(1891 total items in Special Collections)



Breakdown of 900 Dewey Classification:



Highlights of the Year:

1. 1045 items were added to the Special Collections in 2009. Many of these are family genealogies.
2. Special Collections has taken over the old City Council Chambers which gives

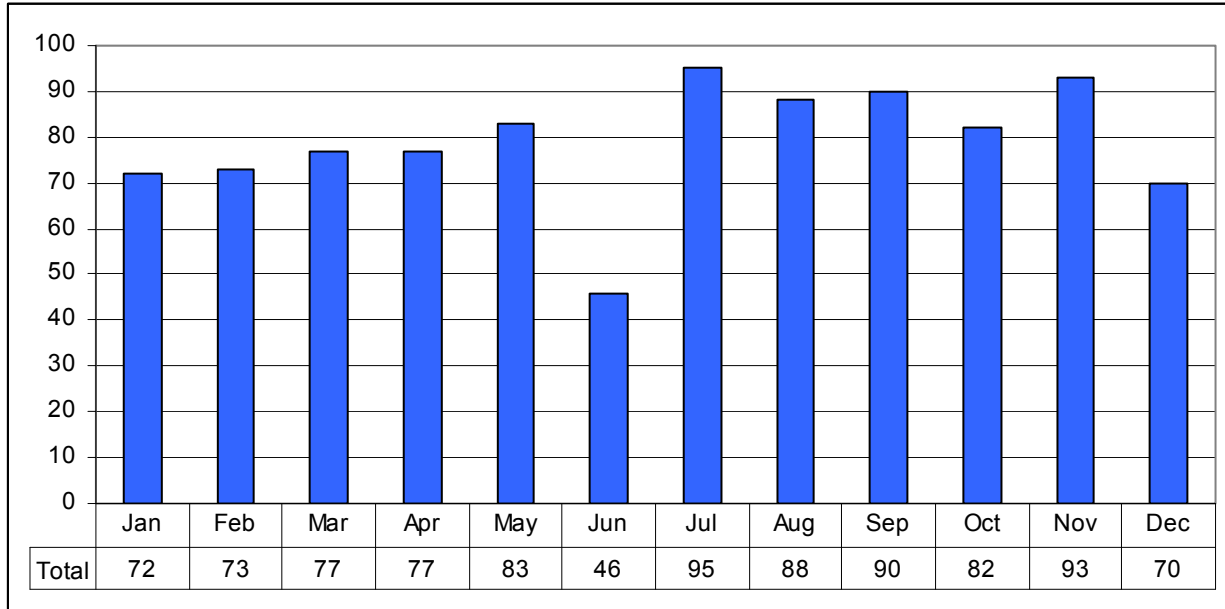
the Special Collections a much larger area to house materials.

3. Efforts are underway to open the new Special Collections room sometime in early 2010.
4. The bound periodical collection has been removed from storage and will soon be available for patron use in the new Special Collections room.

Logan Library Performance Measure

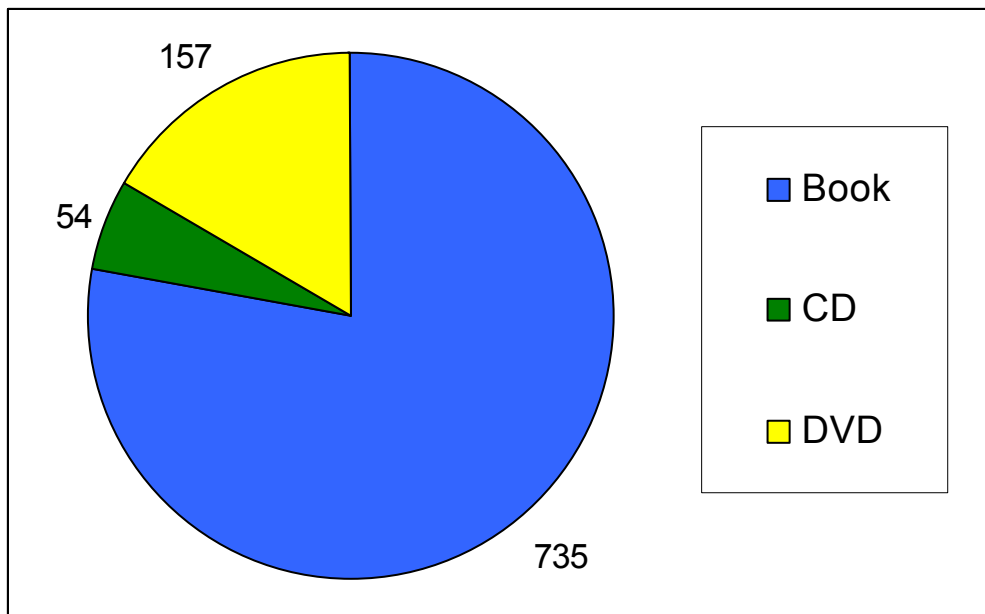
Young Adult Acquisitions

Items Purchased



Total Purchases: 946

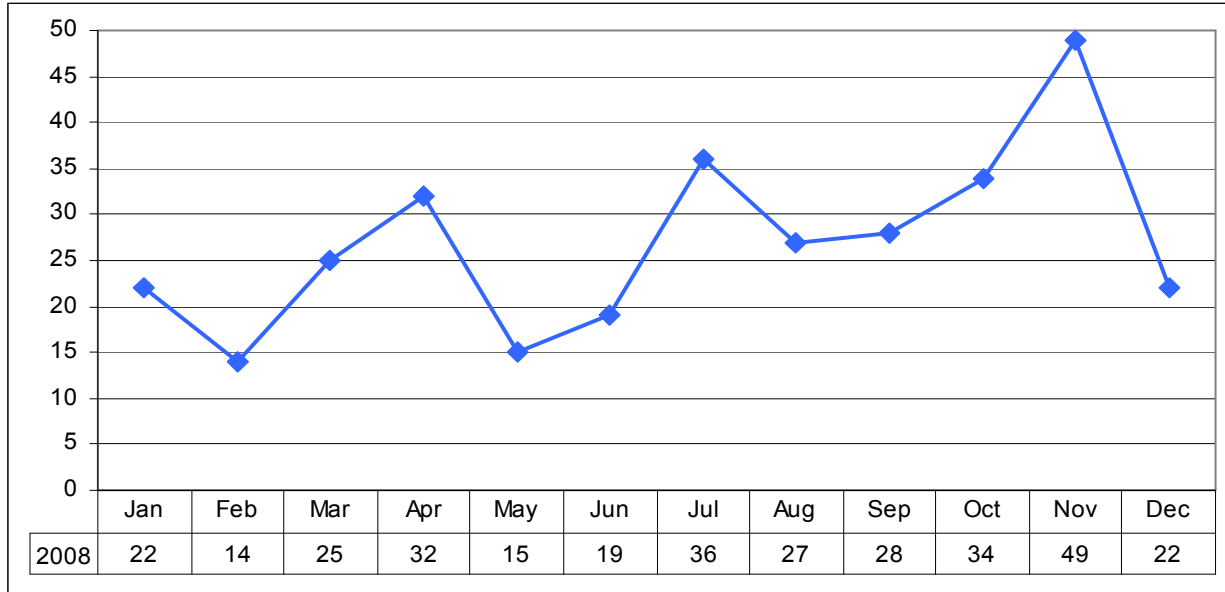
Types of Items Purchased



**Logan Library
Performance Measure**

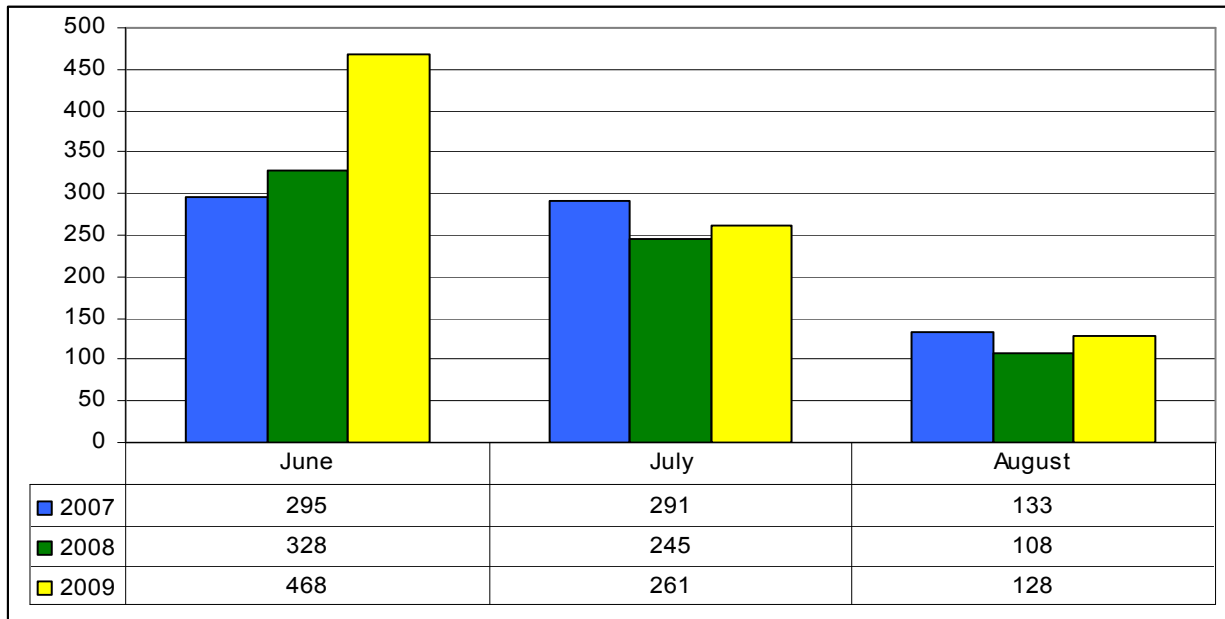
Young Adult Acquisitions

Requests for Materials



Total Requests: 323

Teen Summer Reading Program—Entries Received



Total Entries

2007: 719

2008: 681

2009: 857

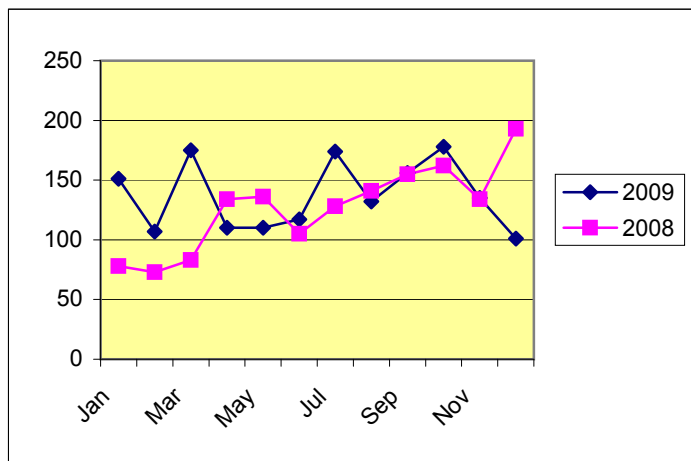
Logan Library Performance Measure

Request statistics for Children's Collection 2009

(requests to purchase new materials for the Children's book and audio-visual collections)
compared with statistics from 2008

Number of requests by month:

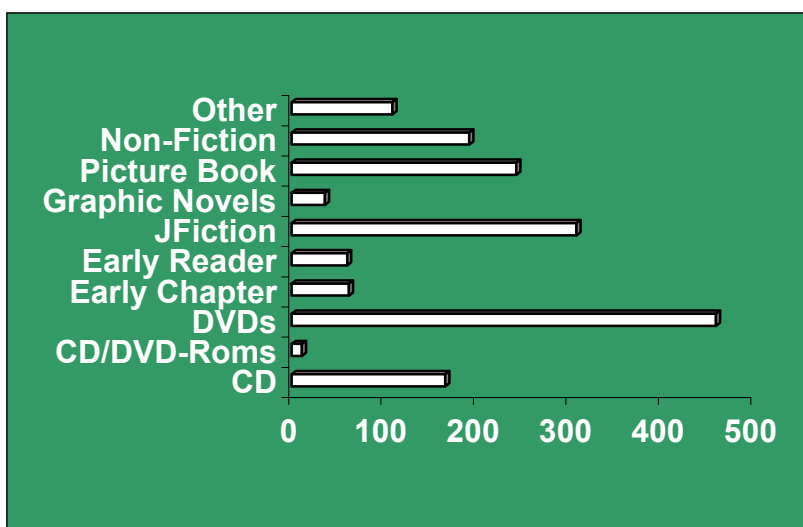
2009		2008	
Jan	151	Jan	78
Feb	107	Feb	73
Mar	175	Mar	83
Apr	110	Apr	134
May	110	May	136
Jun	117	Jun	105
Jul	174	Jul	128
Aug	132	Aug	141
Sep	156	Sep	155
Oct	178	Oct	162
Nov	135	Nov	134
Dec	101	Dec	193



Requests Jan-Dec 2009: **1646**
Requests Jan-Dec 2008: **1522**

Requests by type of material:

CD	166
CD/DVD-Rom:	11
DVDs	459
Early Chapter	62
Early Reader	60
JFiction	308
Graphic Novel:	36
Picture Book	243
Non-Fiction	192
Other	109
(holiday, board books, non-English)	
Total	1646



Logan Library Performance Measure

Patron requests for new materials

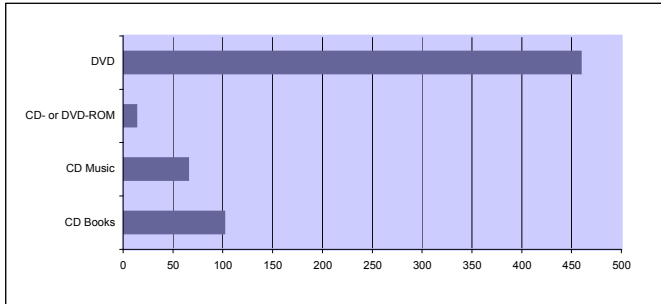
Children's Requests

By type of material requested:

Children's AV

CD Books	101
CD Music	65
CD- or DVD-ROM	13
DVD	459
Total AV requests:	638

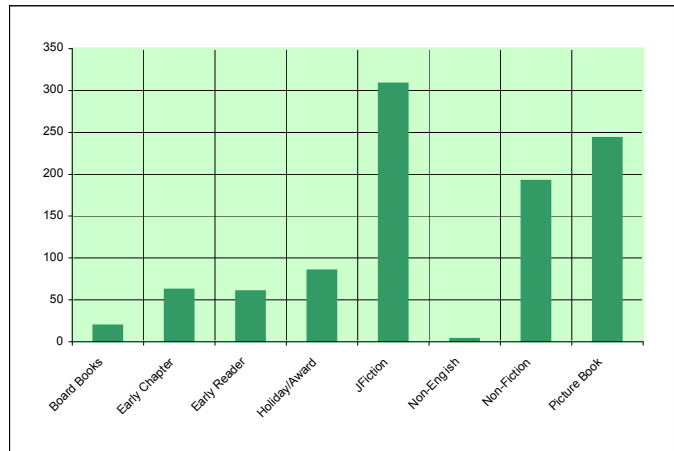
2008 requests: 622



Children's Books

Board Books	19
Early Chapter	62
Early Reader	60
Holiday/Award	85
JFiction	308
Non-English	3
Non-Fiction	192
Picture Book	243
Total Book Requests:	972

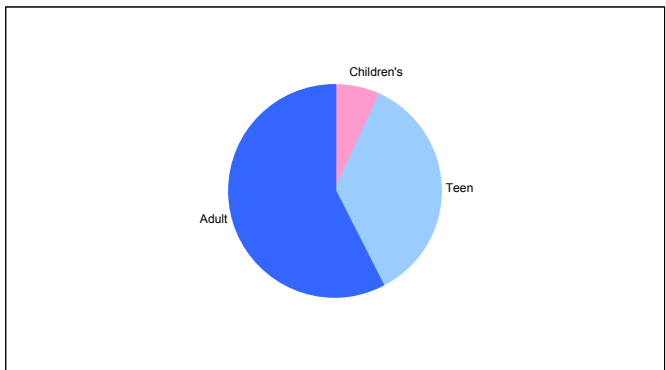
2008 requests: 857



Graphic Novel Requests

Children's	36
Teen	199
Adult	313
Total GN Requests:	548

2008 requests: 627

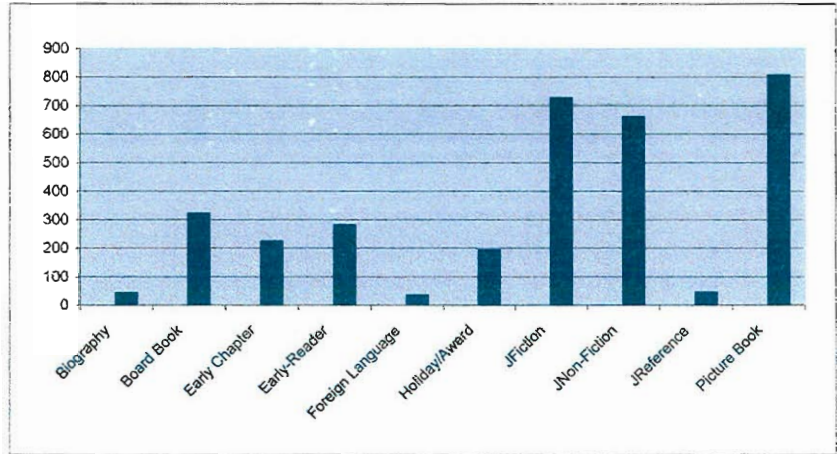


Logan Library Performance Measure

Materials Purchased, January-December 2009

Children's Books

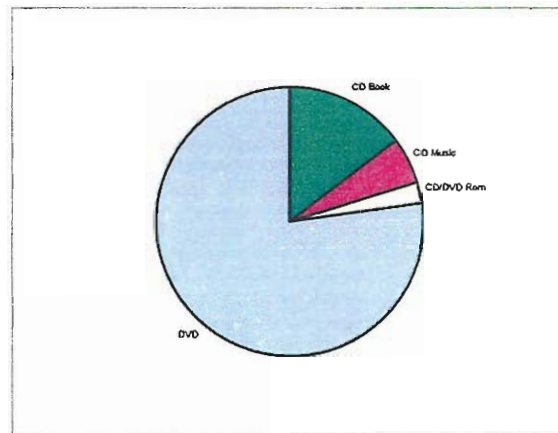
Biography	41
Board Book	320
Early Chapter	222
Early-Reader	280
Foreign Language	33
Holiday/Award	191
JFiction	726
JNon-Fiction	660
JReference	44
Picture Book	805



Total books purchased: 3322
2008 total: 3676

Children's Audio-Visual

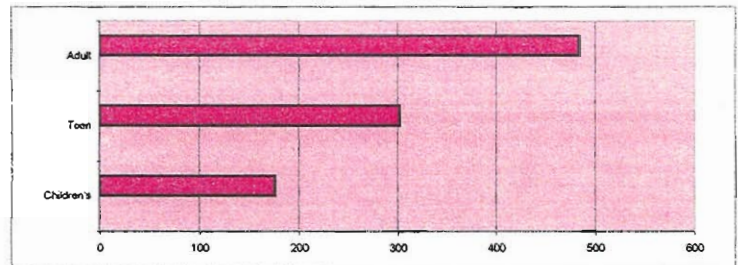
CD Book	141
CD Music	85
CD/DVD-ROM	11
DVD	816



Total audio-visual items purchased: 1053
2008 total: 1129

Graphic Novels

Children's	176
Teen	302
Adult	484



Total Graphic Novels purchased: 962
2008 total: 1060

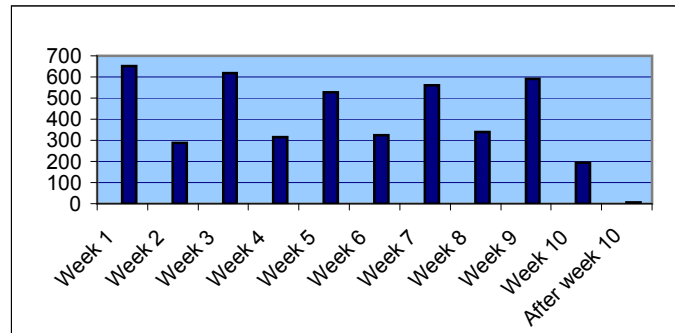
Summer Reading Program 2009 - Statistics

Enrollment: 2228 children

Last year's enrollment: 2223

Number of Reading Records turned in:

Week 1	652
Week 2	288
Week 3	619
Week 4	315
Week 5	528
Week 6	325
Week 7	561
Week 8	340
Week 9	591
Week 10	195
After week 10	7



Total: 4421 Average of 442/week

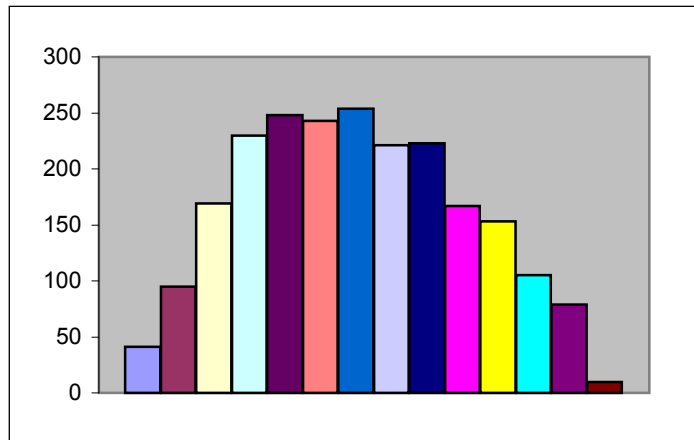
This represents 1,237,880 minutes of reading time, equaling 20,631 hours or 860 24-hour days.

(Last year: 4147 in 12 weeks - average of 345/week, 1,161,160 minutes or 806 days)

Number of those enrolled who turned in at least one reading record: 1649 (74%)

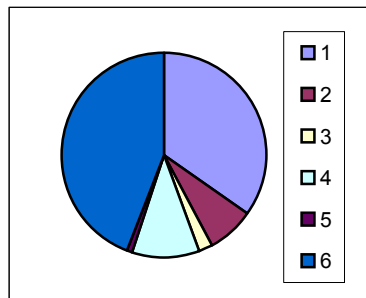
Breakdown by age:

Under 1	41
1	95
2	169
3	230
4	248
5	243
6	254
7	221
8	223
9	167
10	153
11	105
12	79
no age given	10



Schools Attended:

1. Preschool-age children	771
2. County Schools	167
3. Home School	54
4. Private or Charter Schools	231
5. Summer Visitors	21
6. Logan City Schools	984



Logan City Schools:

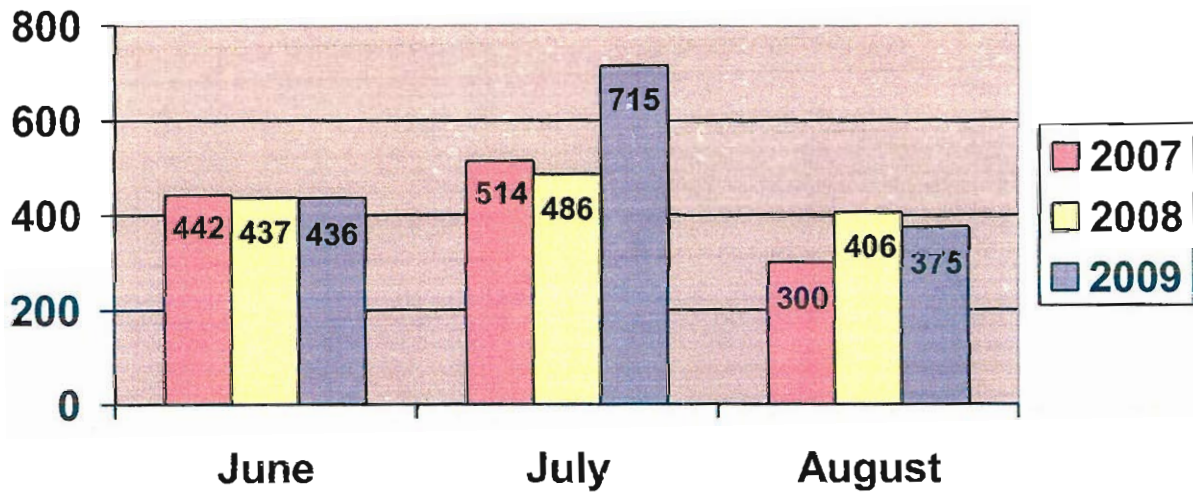
Adams	135
Bridger	120
Ellis	131
Hillcrest	138
Wilson	138
Woodruff	191
MLMS	131

Summary:

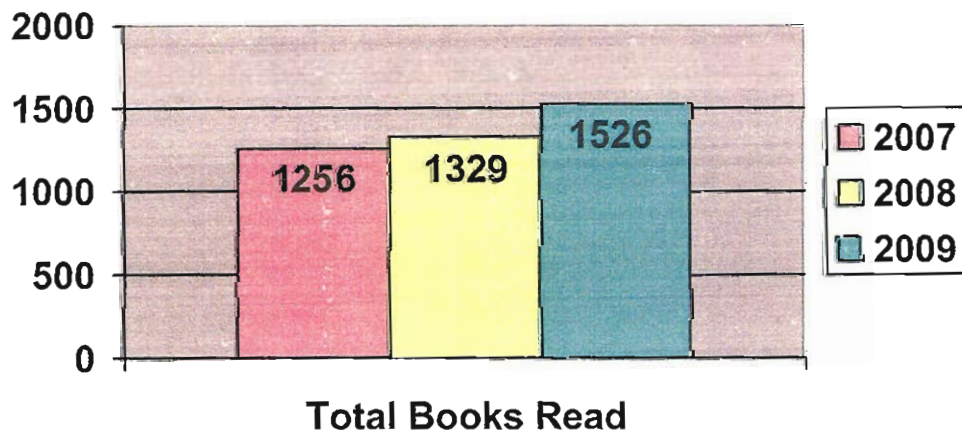
Enrollment in the Summer Reading Program was nearly identical to last year's total, but participation increased significantly. An average of 441 reading records was turned in each week this summer, as compared to last year's average of 345 each week - an increase of 21 percent.

ADULT SUMMER READING PROGRAM

Adult Summer Reading Program
Monthly Totals



Adult Summer Reading Program
Year End Totals



**Logan Library
Annual Report
2009**

Special Report

Graphic Novel Collection: Circulation Analysis

It has been 10 years since the Logan Library began collecting graphic novels (novel-length 'comics'), with just three series: the *Sandman* series by Neil Gaiman, the *Ranma 1/2* series by Rumiko Takahashi, and the *Tintin* series by Herge. Five years ago, the Library began collecting graphic novels in earnest, with separate collections for children, teens, and adults. Since then, the collection has grown to over four thousand volumes, which account for a significant portion of the library's total annual circulation (42,914 circulations in 2009).

The circulation numbers on many of the graphic novel series are impressive. For example, *Naruto*, as a series, has a total of 3856 circulations (84 per volume). In prose fiction, this number can't even be matched by the *Twilight* series (2414 circulations, average 40 per volume). The following chart shows the highest-circulating graphic novel series owned by the Logan Library.

Highest-circulating Graphic Novel series (top 40):

Author	Title	Total circulations
Kishimoto, Masashi	Naruto	3856
Takahashi, Rumiko	Ranma 1/2	3535
various authors	Star Wars	3465
Schulz, Charles	Peanuts	3367
Takahashi, Rumiko	InuYasha	2979
Davis, Jim	Garfield	2518
Takaya, Natsuki	Fruits Basket	2374
Gosciny	Asterix	2339
Kubo, Tite	Bleach	2179
Disney Studios	Donald Duck Adventures	2158
Herge	Tintin	2099
Toriyama, Akira	Dragon Ball Z	1965
various authors	Spider-Man	1926
Toriyama, Akira	Dragon Ball	1776
Mashima, Hiro	Rave Master	1671
various authors	Simpsons Comics	1560
Watsuki, Nobuhiro	Rurouni Kenshin	1530
CLAMP	Tsubasa	1476
Nakajo, Hisaya	Hana-Kimi	1402
Larsen, Gary	Far Side	1394
Fujishima, Kosuka	Oh My Goddess	1327
Watase, Yu	Ceres: Celestial Legend	1264
Oda, Eiichiro	One Piece	1227
various authors	Batman	1226
Watase, Yu	Fushigi Yugi	1129
Kamio, Yoko	Boys over Flowers	1112
Arakawa, Hiromu	Fullmetal Alchemist	1096
Shinohara, Chie	Red River	1093
Konomi, Takeshi	Prince of Tennis	1068
Hatori, Bisco	Ouran High School Host Club	1016
Tsuda, Masami.	Kare Kano	1015
Gaiman, Neil	Sandman	994
Takei, Hiroyuki	Shaman King	987
Takahashi, Kazuki	Yu-Gi-Oh! Duelist	980
Amend, Bill	Fox Trot	959
Aoyama, Goshō	Case Closed	946
Judal	Vampire Game	904
Soryo, Fuyumi	Mars	882
Tezuka, Osamu	Astro Boy	876
various	X-Men	844

Yellow:
Children's Graphic Novel Collection

Green:
Teen Graphic Novel Collection

Blue:
Adult Graphic Novel Collection

When divided by the number of volumes in a series, the highest-circulating rankings change considerably. Here are the 40 highest-circulating graphic novel series ranked by the number of circulations per volume. Titles appearing on both lists are marked.

Highest-circulating GN series by circulations per volume:

Author	Title	Circs per volume	Number of volumes
Hamazaki, Tatsuya	.Hack//Legend of the Twilight	138	3
Toriyama, Akira	Dragon Ball*	111	16
Takaya, Natsuki	Fruits Basket*	103	23
Larsen, Gary	Far Side*	99	14
Takahashi, Rumiko	Ranma 1/2*	98	36
Gosciny	Asterix*	97	24
CLAMP.	Wish	94	4
Watase, Yu	Ceres: Celestial Legend*	90	14
Herge	Tintin*	87	24
Hyong, Lee Chi	Demon Diary	87	7
Kishimoto, Masashi	Naruto*	84	46
CLAMP.	Chobits	79	8
Love, Courtney	Princess Ai	78	3
Davis, Jim	Garfield*	78	32
Kubo, Tite	Bleach*	78	28
Hatori, Bisco	Ouran High School Host Club*	78	13
Ikumi, Mia	Tokyo Mew-Mew	78	7
CLAMP	Cardcaptor Sakura	78	7
Fukushima, Haruka	Instant Teen, Just Add Nuts	78	4
Hing, Lee Chung	Resident Evil Code Veronica	77	4
Watase, Yu	Absolute Boyfriend	76	6
Toriyama, Akira	Dragon Ball Z*	75	26
Ozaki, Kaori	Immortal Rain	74	7
Ando, Natsumi	Zodiac, P.I.	74	4
Narushima, Yuri	Planet Ladder	73	7
Takahashi, Rumiko	InuYasha*	71	42
Lee Young Yuu	Kill Me, Kiss Me	70	5
Kusunoki, Kei	Diabolo	70	5
Schulz, Charles	Peanuts*	70	48
Yoshizumi, Wataru	Marmalade Boy	69	8
Watase, Yu	Imadoki	68	5
Tachikawa, Megumi	Mink	68	6
Adams, Scott	Dilbert	68	5
Sugisaki, Yukiru	D.N.Angel	67	12
Tachikawa, Megumi	Dream Saga	67	5
Watase, Yu	Alice 19th	66	7
Obana, Miho	Kodocha Sana's Stage	65	10
Ohba, Tsugumi	Death Note	63	12
Watase, Yu	Fushigi Yugi*	63	18
Takahashi, Kazuki	Yu-Gi-Oh!	63	7

Yellow:
Children's Graphic Novel Collection

Green:
Teen Graphic Novel Collection

Blue:
Adult Graphic Novel Collection

Of the 40 highest-circulating graphic novels by series, 27 are Japanese manga, 11 are compilations of American comic strips or comic books, and two are European comics (*Asterix* and *Tintin*). 15 are for adults, 18 for teens, and 7 are children's titles.

Of the 40 highest-circulating graphic novel series by circulations per volume, 32 are Japanese manga, two are European comics (the same two), and six are American comics. 16 are for adults, 20 for teens, and 4 are children's titles.

Not all graphic novels are in series; the Logan Library owns many graphic novels published as individual titles. Here are the 40 highest-circulating individual graphic novels.

Highest-circulating individual Graphic Novels

Author	Title	Circs
Moore, Alan	Watchmen	130
Spiegelman, Art	Maus	126
Hale, Shannon	Rapunzel's Revenge	121
Gaiman, Neil	Death: the High Cost of Living	118
Groening, Matt	How to go to hell	99
Waid, Mark	The Flash	98
Dixon, Chuck	The Hobbit	92
Gaiman, Neil	Stardust	84
Colfer, Eoin	Artemis Fowl: the graphic novel	84
Edlund, Ben	The Tick: Karma Tornado	82
Jemas, Bill	Origin	76
Gaiman, Neil	Marvel 1602	74
Kannagi, Satoru	Only the Ring Finger Knows	72
Clamp	Miyuki-chan in wonderland	71
Groening, Matt	Akbar and Jeff's Guide to Life	71
Claremont, Chris	Black Dragon	70
Adams, Scott	Hitchhiker's Guide to the Galaxy	68
CLAMP	Legend of Chun Hyang	66
Taniguchi, Tomoko	Aquarium	61
Hammock, Lee	Halo Graphic Novel	59
Millar, Mark	Daredevil, the man without fear	58
Moore, Alan	V for Vendetta	55
Niles, Steve	30 Days of Night	55
Eisner, Will	Princess and the Frog	54
Meltzer, Brad	Identity Crisis	53
CLAMP	Shirahime-Syo	52
Gaiman, Neil	Death, the Time of Your Life	51
Gaiman, Neil	Books of Magic	48
Burns, Charles	Black Hole	46
Milligan, Peter	Punisher	46
Bagley, Pat	Best of Bagley	45
Delgado, Richard	The Hunt	43
CLAMP	One I Love	43
DiFiori, Larry	Jackie and the Shadow Snatcher	42
Dixon, Chuck	Nightwing: Love and Bullets	42
Carey, Mike	John Constantine, Hellblazer	41
Delgado, Richard	Tribal Warfare	40
Busiek, Kurt	Martians	39
Toriyama, Akira	Sandland	39
Pierce, Tamora	White Tiger	39

Yellow:

Children's Graphic Novel Collection

Green:

Teen Graphic Novel Collection

Blue:

Adult Graphic Novel Collection

Unlike the series, the majority of the highest-circulating individual graphic novels are American in origin (35), with only five titles being Japanese manga. Two are children's titles, nine are for teens, and the remaining 29 are titles for adult readers.

Graphic novels continue to be an extremely popular part of the Logan Library's collections, for all age groups.

LOGAN LIBRARY BOARD 2009

Chair
Susan Kadlec
Dixie Poole
Gina Wickwar
Mary Anderson
Chad Hutchings
Joseph Needham
Wendi Hassan

LOGAN LIBRARY STAFF

Director Ronald Jenkins

Senior Librarian Karen Clark

Librarians
Joseph Anderson
Jason Cornelius
Kara Huggard
Melanie Liechty
Becky Smith

Associate Librarians
Kelsie Merritt
Debbie Ogilvie
Lois Price

Library Technical Assistants
Rachel Anderson
Maren Benson
Nicole Buck
Taneesa Congdon
Katrina Farrow
Allison Gonzalez
Lauri Hancey
Marie Kangas
Kylee Jensen
Katie Jaggi
Sherrie Mortensen
Laura Nelson
Barbara Price
Jodi West

Library Pages
Katie Anderson
Simona Madsen
Teresa Ostermiller

Custodians
Darlyn Allen
Lory Farr
Nick Larson



255 North Main, Logan, Utah 84321 (435) 716-9123

Hours: Mon. - Thurs.: 10:00 a.m. - 9:00 p.m.

Fri. - Sat.: 10:00 a.m. - 6:00 p.m.

<http://library.loganutah.org>