



WINTERSERIES

Rockingham International

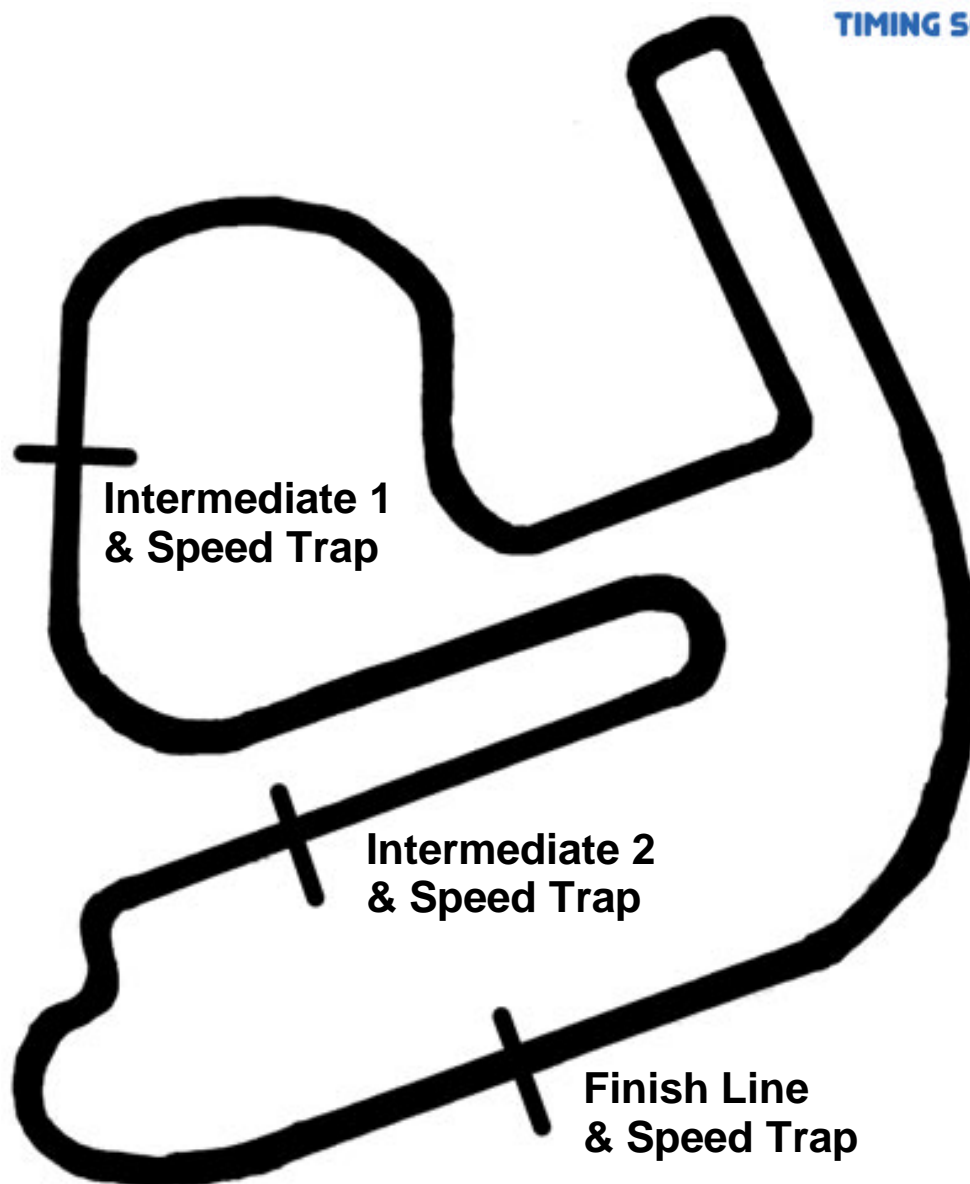
7th November 2009



Results Provided by Timing Solutions Ltd

www.tsl-timing.com

ROCKINGHAM INTERNATIONAL SUPER SPORTS CAR CIRCUIT



Circuit Length:	1.9400 miles / 3122.1 metres
Intermediate 1:	1,718 metres
Intermediate 2:	2,524 metres
Pit In:	2,977 metres
Pit Out:	162 metres after Finish Line

2009 ELF Renault Clio Winter Cup with Michelin QUALIFYING - ROUND 1 - CLASSIFICATION



POS	NO	CL	NAME	NAT	ENTRY	TIME	ON	LAPS	GAP	DIFF	MPH
1	44		Sam TORDOFF	GBR	Total Control Racing	1:40.603	10	11			69.42
2	23		Daniel LLOYD	GBR	Total Control Racing	1:40.844	9	10	0.241	0.241	69.25
3	21		Darren WILSON	GBR	20Ten Racing	1:41.517	10	10	0.914	0.673	68.79
4	16		James COLBURN	GBR	Westbourne Motorsport	1:41.578	8	10	0.975	0.061	68.75
5	2		Luke CAUDLE	GBR	Team Pyro	1:43.211	8	10	2.608	1.633	67.66
6	1		Matthew MUNSON	GBR	Stancombe Vehicle Engineering	1:44.103	11	11	3.500	0.892	67.08
7	22		Paul PLANT	GBR	Stancombe Vehicle Engineering	1:44.639	7	9	4.036	0.536	66.74

Weather / Track : Sunny / Dry

Rockingham International
Circuit Length = 1.9400 miles
Start: 09:00 End: 09:21

These results are provisional until the conclusion of any judicial and technical matters.

Clerk of Course :	Timekeeper :
-------------------	--------------



2009 ELF Renault Clio Winter Cup with Michelin
QUALIFYING - ROUND 1 - SECTOR ANALYSIS

1	Matthew MUNSON		Stancombe Vehicle Engineering												
1 -	59.325	80.1	29.368	84.3	21.856	93.6	1:50.549	7 -	55.425	83.1	28.647	84.0	21.042	93.7	1:45.114
2 -	57.524	82.0	28.773	84.6	21.395	93.5	1:47.692	8 -	55.768	83.3	27.871	86.9	21.848	91.9	1:45.487
3 -	55.833	82.7	28.733	84.4	20.992	93.5	1:45.558	9 -	55.870	82.3	28.508	85.6	21.387	93.2	1:45.765
4 -	55.033	82.0	28.601	84.5	21.048	93.5	1:44.682	10 -	55.774	82.3	27.854	86.8	20.960	93.5	1:44.588
5 -	57.994	76.6	28.573	83.6	21.092	93.6	1:47.659	11 -	54.911	82.6	28.121	85.1	21.071	93.3	1:44.103
6 -	55.840	82.5	28.918	84.4	20.866	93.6	1:45.624								
2	Luke CAUDLE		Team Pyro												
1 -	57.706	80.3	28.522	85.9	21.806	91.9	1:48.034	6 -	55.877	80.5	28.348	85.1	In		3:15.636 P
2 -	56.852	81.0	28.171	85.1	21.348	92.7	1:46.371	7 -	Out	82.3	28.207	85.2	21.069	92.7	1:46.153
3 -	55.777	81.1	28.055	85.7	21.204	92.8	1:45.036	8 -	54.503	83.0	27.757	85.7	20.951	92.4	1:43.211
4 -	55.242	81.3	28.272	84.9	21.143	92.7	1:44.657	9 -	54.825	82.4	27.712	85.6	20.837	92.8	1:43.374
5 -	55.920	79.6	28.236	85.4	21.162	93.1	1:45.318	10 -	55.300	84.6	27.693	85.9	21.024	92.4	1:44.017
16	James COLBURN		Westbourne Motorsport												
1 -	56.178	81.3	28.133	86.4	21.066	92.7	1:45.377	6 -	Out	80.7	27.803	86.3	20.858	93.1	1:48.714
2 -	55.071	81.2	27.819	86.1	20.983	92.9	1:43.873	7 -	53.795	83.4	27.376	86.7	20.539	93.3	1:41.710
3 -	55.549	81.2	27.828	86.4	20.842	92.8	1:44.219	8 -	53.770	83.0	27.235	87.2	20.573	93.6	1:41.578
4 -	54.387	81.5	27.667	85.5	20.856	92.9	1:42.910	9 -	54.236	83.6	27.827	86.7	20.781	94.2	1:42.844
5 -	55.403	77.9	28.177	85.7	In		3:31.717 P	10 -	53.418	84.0	27.127	86.9	21.180	93.2	1:41.725
21	Darren WILSON		20Ten Racing												
1 -	59.323	73.9	28.539	86.9	21.468	92.7	1:49.330	6 -	54.635	82.6	27.877	85.9	In		3:17.727 P
2 -	55.383	81.4	27.871	86.7	21.389	92.3	1:44.643	7 -	Out	81.7	27.424	87.5	20.830	92.7	1:46.834
3 -	55.381	81.4	27.616	87.4	21.116	92.1	1:44.113	8 -	53.814	82.5	27.214	87.3	21.261	92.7	1:42.289
4 -	54.762	82.6	27.448	86.9	20.716	92.3	1:42.926	9 -	55.478	81.5	27.192	87.5	20.971	92.7	1:43.641
5 -	55.751	78.5	27.605	87.2	21.059	92.9	1:44.415	10 -	53.743	82.0	27.160	88.0	20.614	92.8	1:41.517
22	Paul PLANT		Stancombe Vehicle Engineering												
1 -	58.954	78.7	29.166	84.7	21.593	92.4	1:49.713	6 -	56.723	79.1	28.231	85.6	In		3:24.729 P
2 -	57.512	79.3	28.813	84.8	21.369	93.2	1:47.694	7 -	Out	80.5	28.360	85.7	21.363	91.5	1:44.639
3 -	56.515	79.5	28.416	85.7	21.284	92.4	1:46.215	8 -	56.133	80.7	28.125	85.5	32.855	92.4	1:57.113
4 -	56.482	79.7	28.604	84.9	21.134	92.8	1:46.220	9 -	55.576	80.7	28.510	85.4	21.525	92.9	1:45.611
5 -	59.598	71.1	28.946	84.8	21.199	93.5	1:49.743								
23	Daniel LLOYD		Total Control Racing												
1 -	56.731	79.0	27.842	87.2	21.109	92.2	1:45.682	6 -	53.550	84.5	27.231	87.3	20.593	92.9	1:41.374
2 -	54.085	83.2	27.450	87.2	20.868	92.3	1:42.403	7 -	53.227	84.3	27.221	87.6	20.540	92.9	1:40.988
3 -	54.156	85.1	27.624	87.2	22.336	92.6	1:44.116	8 -	53.261	84.3	27.430	87.6	20.552	92.9	1:41.243
4 -	53.556	84.2	27.378	87.0	20.829	93.2	1:41.763	9 -	53.170	84.5	27.129	87.5	20.545	92.9	1:40.844
5 -	56.231	79.6	29.118	85.9	21.375	93.3	1:46.724	10 -	53.162	84.4	27.401	87.7	20.496	92.6	1:41.059
44	Sam TORDOFF		Total Control Racing												
1 -	55.043	82.3	27.359	87.2	20.610	94.0	1:43.012	7 -	53.232	83.0	27.322	87.0	20.593	94.5	1:41.147
2 -	54.000	83.6	27.455	86.4	23.833	93.2	1:45.288	8 -	53.492	83.0	27.148	87.0	20.574	94.1	1:41.214
3 -	54.231	83.3	27.313	86.7	20.759	94.1	1:42.303	9 -	53.243	83.7	27.050	88.2	20.582	94.2	1:40.875
4 -	53.789	83.2	27.180	87.2	20.656	94.1	1:41.625	10 -	52.995	83.3	27.153	88.2	20.455	94.2	1:40.603
5 -	1:11.376	65.8	28.722	86.4	20.805	94.1	2:00.903	11 -	53.141	83.5	27.206	87.3	20.516	94.1	1:40.863
6 -	53.344	84.0	27.415	87.2	20.722	94.2	1:41.481								

Rockingham International
Circuit Length = 1.9400 miles
Start: 09:00 End: 09:21

Weather / Track : Sunny / Dry

**2009 ELF Renault Clio Winter Cup with Michelin
QUALIFYING - ROUND 1 - SPEED TRAPS**

SECTOR 1				SECTOR 2			FINISH LINE			
POS	NO	NAME	MPH	NO	NAME	MPH	NO	NAME	MPH	
1	23	Daniel LLOYD	85.1	44	Sam TORDOFF	88.2	44	Sam TORDOFF	94.5	
2	2	Luke CAUDLE	84.6	21	Darren WILSON	88.0	16	James COLBURN	94.2	
3	16	James COLBURN	84.0	23	Daniel LLOYD	87.7	1	Matthew MUNSON	93.7	
4	44	Sam TORDOFF	84.0	16	James COLBURN	87.2	22	Paul PLANT	93.5	
5	1	Matthew MUNSON	83.3	1	Matthew MUNSON	86.9	23	Daniel LLOYD	93.3	
6	21	Darren WILSON	82.6	2	Luke CAUDLE	85.9	2	Luke CAUDLE	93.1	
7	22	Paul PLANT	80.7	22	Paul PLANT	85.7	21	Darren WILSON	92.9	

Weather / Track : Sunny / Dry

www.tsl-timing.com

Rockingham International
Circuit Length = 1.9400 miles
Start: 09:00 End: 09:21

Printed - 09.22 Saturday, 07 November 2009

2009 ELF Renault Clio Winter Cup with Michelin
QUALIFYING - ROUND 1 - BEST SECTOR TIMES

SECTOR 1			SECTOR 2			SECTOR 3			IDEAL / BEST COMPARISON								
POS	NO	NAME	TIME	NO	NAME	TIME	NO	NAME	TIME	POS	NO	NAME	IDEAL	BEST	DIFF		
1	44	TORDOFF	52.995	44	TORDOFF	27.050	44	TORDOFF	20.455	1	44	TORDOFF	1:40.500	1:40.603	0.103		
2	23	LLOYD	53.162	16	COLBURN	27.127	23	LLOYD	20.496	2	23	LLOYD	1:40.787	1:40.844	0.057		
3	16	COLBURN	53.418	23	LLOYD	27.129	16	COLBURN	20.539	3	16	COLBURN	1:41.084	1:41.578	0.494		
4	21	WILSON	53.743	21	WILSON	27.160	21	WILSON	20.614	4	21	WILSON	1:41.517	1:41.517	0.000		
5	2	CAUDLE	54.503	2	CAUDLE	27.693	2	CAUDLE	20.837	5	2	CAUDLE	1:43.033	1:43.211	0.178		
6	1	MUNSON	54.911	1	MUNSON	27.854	1	MUNSON	20.866	6	1	MUNSON	1:43.631	1:44.103	0.472		
7	22	PLANT	55.576	22	PLANT	28.125	22	PLANT	21.134	7	22	PLANT	1:44.835	1:44.639	-0.196		
												Perfect Lap		1:40.500			

2009 ELF Renault Clio Winter Cup with Michelin ROUND 1 - GRID



ROW 4		1:44.639	22 Paul PLANT
ROW 3	1:44.103		1:43.211
	1 Matthew MUNSON		2 Luke CAUDLE
ROW 2	1:41.578		1:41.517
	16 James COLBURN		21 Darren WILSON
ROW 1	1:40.844		1:40.603
	23 Daniel LLOYD		44 Sam TORDOFF
Pole			

Rockingham International
Circuit Length = 1.9400 miles

Clerk of Course :

Timekeeper :



2009 ELF Renault Clio Winter Cup with Michelin ROUND 2 - GRID



ROW 4		1:45.611	22 Paul PLANT
ROW 3	1:44.588		1:43.374
	1 Matthew MUNSON		2 Luke CAUDLE
ROW 2	1:42.289	1:41.710	
	21 Darren WILSON	16 James COLBURN	
ROW 1	1:40.988		1:40.863
	23 Daniel LLOYD		44 Sam TORDOFF
Pole			

Rockingham International
Circuit Length = 1.9400 miles

Clerk of Course :		Timekeeper :
-------------------	--	--------------



Ginetta Junior Winter Series

QUALIFYING - ROUND 3 - CLASSIFICATION

POS	NO	CL	NAME	NAT	ENTRY	TIME	ON	LAPS	GAP	DIFF	MPH
1	26		David MOORE	GBR	Ginetta G20 GT4 Coupe 1400cc	1:53.433	2	7			61.56
2	2		Aaron WILLIAMSON	GBR	Ginetta G20 GT4 Coupe 1400cc	1:55.039	7	7	1.606	1.606	60.70
3	20		Thomas HOWARD	GBR	Ginetta G20 GT4 Coupe 1400cc	1:56.312	6	7	2.879	1.273	60.04
4	44		Adam BONHAM	GBR	Ginetta G20 GT4 Coupe 1400cc	1:56.504	7	7	3.071	0.192	59.94
5	33		Jake RATTENBURY	GBR	Ginetta G20 GT4 Coupe 1400cc	2:00.340	3	3	6.907	3.836	58.03
6	27		Jody FANNIN	GBR	Ginetta G20 GT4 Coupe 1400cc	2:02.999	4	7	9.566	2.659	56.78
7	48		Jake BYRNE	GBR	Ginetta G20 GT4 Coupe 1400cc	2:07.231	5	7	13.798	4.232	54.89

Weather / Track : Sunny / Damp

These results are provisional until the conclusion of any judicial and technical matters.

Rockingham International
Circuit Length = 1.9400 miles
Start: 09:26 End: 09:49

Clerk of Course :

Timekeeper :

Ginetta Junior Winter Series

QUALIFYING - ROUND 3 - SECTOR ANALYSIS

2	Aaron WILLIAMSON				Ginetta G20 GT4 Coupe 1400cc										
1 -	1:02.583	70.9	In	In	7:03.383 P	5 -	1:01.132	72.5	30.983	74.6	24.062	79.8	1:56.177		
2 -	Out	72.1	30.891	74.9	23.290	79.5	1:55.223	6 -	1:01.210	72.7	30.790	75.7	23.437	80.6	1:55.437
3 -	1:01.395	71.1	30.947	75.1	23.415	79.9	1:55.757	7 -	1:01.125	72.9	30.573	74.9	23.341	80.1	1:55.039
4 -	1:01.538	71.9	30.950	75.5	23.149	80.5	1:55.637								
20	Thomas HOWARD				Ginetta G20 GT4 Coupe 1400cc										
1 -	1:03.590	70.2	In	In	7:02.975 P	5 -	1:02.346	73.2	31.191	73.8	29.577	78.7	2:03.114		
2 -	Out	71.9	31.599	74.4	23.300	78.9	1:58.070	6 -	1:02.125	71.8	31.010	75.1	23.177	79.8	1:56.312
3 -	1:03.031	71.3	31.086	74.5	23.239	79.7	1:57.356	7 -	1:02.233	71.7	31.039	74.9	23.279	79.9	1:56.551
4 -	1:02.398	71.9	31.227	74.2	23.486	79.0	1:57.111								
26	David MOORE				Ginetta G20 GT4 Coupe 1400cc										
1 -	8:07.416	74.8	30.708	75.0	22.820	78.9	9:00.944	5 -	1:00.646	74.1	30.508	75.1	23.669	79.4	1:54.823
2 -	1:00.127	74.9	30.272	74.9	23.034	79.4	1:53.433	6 -	1:00.161	74.6	30.266	74.7	23.028	78.2	1:53.455
3 -	1:00.255	72.9	30.495	74.6	22.921	79.0	1:53.671	7 -	1:00.827	71.9	30.227	75.5	23.213	79.3	1:54.267
4 -	1:00.488	72.5	30.489	74.9	22.678	79.4	1:53.655								
27	Jody FANNIN				Ginetta G20 GT4 Coupe 1400cc										
1 -			In	In	6:54.125 P	5 -	1:05.566	67.2	33.344	73.1	24.742	77.5	2:03.652		
2 -	Out	64.0	33.927	71.6	25.812	76.8	2:23.452	6 -	1:13.542	67.1	32.981	72.6	25.351	75.9	2:11.874
3 -	1:07.913	66.1	34.422	72.4	24.987	77.6	2:07.322	7 -	1:05.955	66.3	32.969	73.2	24.735	76.7	2:03.659
4 -	1:05.100	67.6	33.183	72.6	24.716	77.9	2:02.999								
33	Jake RATTENBURY				Ginetta G20 GT4 Coupe 1400cc										
1 -			In	In	6:49.516 P	3 -	1:04.473	71.5	31.604	74.5	24.263	78.8	2:00.340		
2 -	Out	70.5	31.980	74.4	27.502	78.7	2:03.792								
44	Adam BONHAM				Ginetta G20 GT4 Coupe 1400cc										
1 -	1:02.911	70.7	In	In	6:57.856 P	5 -	1:02.478	72.2	31.203	74.3	23.982	78.6	1:57.663		
2 -	Out	72.2	31.177	73.7	23.944	78.6	1:57.966	6 -	1:01.838	71.6	31.242	74.8	23.656	78.8	1:56.736
3 -	1:14.748	71.9	31.002	74.2	23.716	78.9	2:09.466	7 -	1:01.834	73.3	30.999	73.8	23.671	79.2	1:56.504
4 -	1:01.875	72.4	40.638	73.1	24.049	78.6	2:06.562								
48	Jake BYRNE				Ginetta G20 GT4 Coupe 1400cc										
1 -			In	In	6:41.471 P	5 -	1:07.696	63.4	34.199	73.1	25.336	75.7	2:07.231		
2 -	Out	60.2	35.944	69.9	26.281	69.1	2:12.938	6 -	1:09.471	65.4	34.938	70.3	25.821	75.7	2:10.230
3 -	1:10.844	60.8	36.691	70.5	25.623	75.7	2:13.158	7 -	1:22.986	65.7	33.842	70.9	25.994	74.5	2:22.822
4 -	1:08.201	62.5	34.846	71.6	25.886	76.0	2:08.933								


Ginetta Junior Winter Series
QUALIFYING - ROUND 3 - SPEED TRAPS

SECTOR 1				SECTOR 2			FINISH LINE			
POS	NO	NAME	MPH	NO	NAME	MPH	NO	NAME	MPH	
1	26	David MOORE	74.9	2	Aaron WILLIAMSON	75.7	2	Aaron WILLIAMSON	80.6	
2	44	Adam BONHAM	73.3	26	David MOORE	75.5	20	Thomas HOWARD	79.9	
3	20	Thomas HOWARD	73.2	20	Thomas HOWARD	75.1	26	David MOORE	79.4	
4	2	Aaron WILLIAMSON	72.9	44	Adam BONHAM	74.8	44	Adam BONHAM	79.2	
5	33	Jake RATTENBURY	71.5	33	Jake RATTENBURY	74.5	33	Jake RATTENBURY	78.8	
6	27	Jody FANNIN	67.6	27	Jody FANNIN	73.2	27	Jody FANNIN	77.9	
7	48	Jake BYRNE	65.7	48	Jake BYRNE	73.1	48	Jake BYRNE	76.0	

Ginetta Junior Winter Series
QUALIFYING - ROUND 3 - BEST SECTOR TIMES

SECTOR 1			SECTOR 2			SECTOR 3			IDEAL / BEST COMPARISON							
POS	NO	NAME	TIME	NO	NAME	TIME	NO	NAME	TIME	POS	NO	NAME	IDEAL	BEST	DIFF	
1	26	MOORE	1:00.127	26	MOORE	30.227	26	MOORE	22.678	1	26	MOORE	1:53.032	1:53.433	0.401	
2	2	WILLIAMSON	1:01.125	2	WILLIAMSON	30.573	2	WILLIAMSON	23.149	2	2	WILLIAMSON	1:54.847	1:55.039	0.192	
3	44	BONHAM	1:01.834	44	BONHAM	30.999	20	HOWARD	23.177	3	20	HOWARD	1:56.312	1:56.312	0.000	
4	20	HOWARD	1:02.125	20	HOWARD	31.010	44	BONHAM	23.656	4	44	BONHAM	1:56.489	1:56.504	0.015	
5	33	RATTENBURY	1:02.919	33	RATTENBURY	31.604	33	RATTENBURY	24.263	5	33	RATTENBURY	1:58.786	2:00.340	1.554	
6	27	FANNIN	1:05.100	27	FANNIN	32.969	27	FANNIN	24.716	6	27	FANNIN	2:02.785	2:02.999	0.214	
7	48	BYRNE	1:07.696	48	BYRNE	33.842	48	BYRNE	25.336	7	48	BYRNE	2:06.874	2:07.231	0.357	
												Perfect Lap		1:53.032		

Ginetta Junior Winter Series
ROUND 3 - GRID

ROW 4	7 Jake GIDDINGS	2:07.231	48 Jake BYRNE
ROW 3	27 Jody FANNIN	2:02.999	33 Jake RATTENBURY
ROW 2	44 Adam BONHAM	1:56.504	20 Thomas HOWARD
ROW 1	2 Aaron WILLIAMSON	1:55.039	26 David MOORE
Pole			
			


Rockingham International
 Circuit Length = 1.9400 miles

These results are provisional until the conclusion of any judicial and technical matters.

Clerk of Course :

Timekeeper :

Ginetta Junior Winter Series
ROUND 4 - GRID

ROW 4	7 Jake GIDDINGS	2:08.933	48 Jake BYRNE
ROW 3		2:03.792	27 Jody FANNIN
			33 Jake RATTENBURY
ROW 2	44 Adam BONHAM	1:56.736	20 Thomas HOWARD
			1:56.551
ROW 1		1:55.223	26 David MOORE
			1:53.455
Pole			
			

Rockingham International
 Circuit Length = 1.9400 miles

These results are provisional until the conclusion of any judicial and technical matters.

Clerk of Course :		Timekeeper :

2009 Michelin Formula Renault UK Winter Cup QUALIFYING - ROUND 3 - CLASSIFICATION



POS	NO	CL	NAME	NAT	ENTRY	TIME	ON	LAPS	GAP	DIFF	MPH
1	27		Harry TINCKNELL	GBR	CRS Racing	1:25.491	12	12			81.69
2	3		Tom BLOMQUIST	SWE	Fortec Motorsport	1:25.605	11	13	0.114	0.114	81.58
3	12		Nick YELLOLY	GBR	Hitech Junior Team	1:25.923	13	13	0.432	0.318	81.28
4	33		Marlon STOCKINGER	PHI	Hitech Junior Team	1:26.024	13	13	0.533	0.101	81.18
5	36		Alex LYNN	GBR	Fortec Motorsport	1:26.449	11	12	0.958	0.425	80.78
6	18		Dino ZAMPARELLI	ITA	Antel Motorsport	1:26.529	12	13	1.038	0.080	80.71
7	5		Menasheh IDAFAR	GBR	Manor Competition	1:26.750	12	12	1.259	0.221	80.50
8	55		Robert FOSTER-JONES	GBR	Manor Competition	1:26.862	13	13	1.371	0.112	80.40
9	9		Thomas HYLKEMA	NED	Manor Competition	1:27.230	13	13	1.739	0.368	80.06
10	22		Joseph REILLY	GBR	Hillspeed	1:27.502	13	13	2.011	0.272	79.81
11	41		Luke WRIGHT	GBR	Fortec Motorsport	1:27.839	12	12	2.348	0.337	79.50
12	1		David McDONALD	GBR	Manor Competition	1:29.783	7	7	4.292	1.944	77.78

Weather / Track : Sunny / Drying

These results are provisional until the conclusion of any judicial and technical matters.

Rockingham International
Circuit Length = 1.9400 miles
Start: 09:54 End: 10:20

Clerk of Course :

Timekeeper :



2009 Michelin Formula Renault UK Winter Cup
QUALIFYING - ROUND 3 - SECTOR ANALYSIS

1	David McDONALD				Manor Competition											
1 -	53.198	93.5	25.138	102.5	19.173	108.6	1:37.509	5 -	47.984	99.4	23.827	104.5	19.316	107.0	1:31.127	
2 -	50.681	95.9	24.485	103.7	18.990	108.8	1:34.156	6 -	1:01.495	99.4	23.776	105.0	18.840	110.2	1:44.111	
3 -	49.266	97.0	23.864	104.5	18.968	110.0	1:32.098	7 -	47.280	99.4	23.838	104.5	18.665	110.4	1:29.783	
4 -	49.221	88.4	24.195	104.0	19.269	111.1	1:32.685									
3	Tom BLOMQVIST				Fortec Motorsport											
1 -	47.853	99.6	23.694	104.0	18.901	108.6	1:30.448	8 -	58.823	94.0	23.603	104.4	18.648	110.0	1:41.074	
2 -	1:04.478	84.9	26.419	102.3	18.968	109.3	1:49.865	9 -			In		In		3:50.342 P	
3 -	46.756	100.8	23.461	104.0	18.293	110.7	1:28.510	10 -		Out	102.5	23.560	81.6	19.822	111.3	1:30.917
4 -	46.125	102.9	23.251	104.9	18.340	110.7	1:27.716	11 -	45.290	104.5	22.391	105.7	17.924	111.5	1:25.605	
5 -	54.926	98.5	23.312	105.2	18.490	110.0	1:36.728	12 -	45.207	104.7	22.511	106.0	18.512	110.7	1:26.230	
6 -	46.116	102.0	23.012	105.2	18.155	110.4	1:27.283	13 -	48.462	103.2	22.614	105.8	18.193	112.2	1:29.269	
7 -	46.194	101.2	22.926	105.2	18.230	110.9	1:27.350									
5	Menasheh IDAFAR				Manor Competition											
1 -	49.923	95.5	24.216	104.4	19.426	109.3	1:33.565	7 -	57.350	99.6	23.363	104.5	In		2:44.284 P	
2 -	48.703	97.1	23.770	104.5	19.385	110.0	1:31.858	8 -		Out	98.1	23.681	103.4	In	4:56.907 P	
3 -	48.017	97.4	23.782	105.0	19.246	110.6	1:31.045	9 -		Out	101.5	22.818	105.5	18.701	110.2	1:31.257
4 -	47.895	99.6	23.517	105.7	18.807	110.7	1:30.219	10 -	46.377	102.8	22.743	106.0	18.373	111.1	1:27.493	
5 -	47.393	99.4	23.472	105.7	18.797	110.6	1:29.662	11 -	45.572	101.8	22.489	106.5	19.349	111.1	1:27.410	
6 -	46.944	101.1	23.271	105.5	18.901	110.2	1:29.116	12 -	45.591	103.1	22.852	106.4	18.307	110.6	1:26.750	
9	Thomas HYLKEMA				Manor Competition											
1 -	50.601	93.9	24.581	104.0	19.372	109.1	1:34.554	8 -	46.963	99.0	23.240	105.7	18.583	110.2	1:28.786	
2 -	49.050	96.6	24.086	104.4	19.142	108.9	1:32.278	9 -	46.882	97.7	In		In		4:40.358 P	
3 -	50.114	94.3	24.425	104.0	19.530	110.4	1:34.069	10 -		Out	95.9	23.885	83.5	19.415	110.6	1:34.208
4 -	48.504	96.6	23.938	105.2	18.954	110.7	1:31.396	11 -	49.486	100.8	24.831	88.4	19.306	110.7	1:33.623	
5 -	47.467	97.0	23.805	106.2	18.796	110.4	1:30.068	12 -	46.218	102.1	22.907	104.9	18.602	110.4	1:27.727	
6 -	47.232	99.1	23.419	105.5	18.589	110.4	1:29.240	13 -	46.099	100.9	22.884	104.7	18.247	110.7	1:27.230	
7 -	47.028	99.6	23.378	105.4	18.855	110.4	1:29.261									
12	Nick YELLOLY				Hitech Junior Team											
1 -	52.381	84.4	25.214	94.5	19.840	109.1	1:37.435	8 -	47.185	98.4	23.694	104.4	18.623	109.5	1:29.502	
2 -	48.976	97.0	24.055	103.7	18.654	109.5	1:31.685	9 -			In		In		4:35.761 P	
3 -	48.774	95.5	24.731	74.5	21.756	109.8	1:35.261	10 -		Out	100.5	24.436	86.9	19.393	110.7	1:28.889
4 -	48.094	96.8	23.744	104.9	18.997	109.8	1:30.835	11 -	45.700	101.2	22.805	105.0	18.054	110.2	1:26.559	
5 -	47.554	94.7	23.613	104.7	18.600	109.3	1:29.767	12 -	45.559	81.1	23.365	100.6	20.289	111.1	1:29.213	
6 -	47.908	96.6	23.519	104.7	18.674	108.6	1:30.101	13 -	45.397	100.6	22.590	105.2	17.936	110.6	1:25.923	
7 -	46.703	98.7	23.538	104.4	18.481	109.5	1:28.722									
18	Dino ZAMPARELLI				Antel Motorsport											
1 -	53.868	94.8	24.769	101.2	19.314	109.3	1:37.951	8 -	47.968	84.8	27.734	82.8	19.313	109.7	1:35.015	
2 -	48.842	98.7	23.646	104.7	18.597	109.3	1:31.085	9 -	46.355	98.5	In		In		4:33.612 P	
3 -	48.210	98.7	23.674	104.7	18.691	110.0	1:30.575	10 -		Out	69.5	27.290	101.7	18.505	109.7	1:41.442
4 -	47.189	99.9	23.510	105.2	18.662	109.1	1:29.361	11 -	45.952	101.5	23.138	105.2	18.365	110.2	1:27.455	
5 -	46.618	100.0	23.656	105.5	18.623	109.8	1:28.897	12 -	45.309	103.1	22.816	105.2	18.404	110.9	1:26.529	
6 -	46.774	101.2	23.428	105.2	18.553	110.0	1:28.755	13 -	45.904	103.2	22.842	105.5	18.328	110.6	1:27.074	
7 -	46.415	100.9	23.404	105.5	18.473	110.2	1:28.292									
22	Joseph REILLY				Hillspeed											
1 -	51.672	94.9	24.977	102.1	19.149	109.5	1:35.798	8 -	47.640	98.5	24.109	103.1	18.864	109.3	1:30.613	
2 -	50.385	94.9	25.010	102.8	20.457	109.8	1:35.852	9 -			In		In		4:34.061 P	
3 -	49.731	96.8	24.262	103.6	18.865	109.8	1:32.858	10 -		Out	95.9	23.864	103.2	18.914	108.6	1:31.312
4 -	49.133	98.0	24.037	104.2	19.209	110.9	1:32.379	11 -	48.098	98.8	23.708	103.1	18.660	111.1	1:30.466	
5 -	48.846	94.3	24.300	103.6	19.929	96.0	1:33.075	12 -	46.512	101.2	23.349	103.7	18.428	111.1	1:28.289	
6 -	49.859	97.1	23.761	104.0	18.872	111.1	1:32.492	13 -	45.948	101.4	22.993	104.4	18.561	111.1	1:27.502	
7 -	48.141	98.8	23.621	104.9	18.942	111.1	1:30.704									
27	Harry TINCKNELL				CRS Racing											
1 -	50.645	94.5	40.645	21.1	25.611	108.8	1:56.901	7 -	46.708	100.5	23.902	104.0	18.188	110.0	1:28.798	
2 -	48.013	99.6	23.960	104.0	18.555	109.8	1:30.528	8 -	46.180	101.7	23.141	105.4	18.598	110.0	1:27.919	
3 -	47.183	100.3	25.472	103.1	18.321	109.7	1:30.976	9 -	4:55.619	102.6	22.887	105.5	18.918	110.4	5:37.424	

Rockingham International
Circuit Length = 1.9400 miles
Start: 09:54 End: 10:20

Weather / Track : Sunny / Drying

2009 Michelin Formula Renault UK Winter Cup
QUALIFYING - ROUND 3 - SECTOR ANALYSIS

4 -	46.909	99.7	23.631	105.2	19.917	108.6	1:30.457	10 -	45.622	103.7	22.588	105.5	17.987	110.7	1:26.197	
5 -	47.061	99.6	23.522	104.4	18.387	110.2	1:28.970	11 -	45.148	102.6	22.691	106.0	17.933	110.7	1:25.772	
6 -	46.903	100.9	23.304	105.0	18.314	109.7	1:28.521	12 -	45.098	103.4	22.465	106.0	17.928	110.4	1:25.491	
33	Marlon STOCKINGER							Hitech Junior Team								
1 -	53.191	71.4	28.159	72.0	19.762	108.4	1:41.112	8 -	54.729	99.3	23.216	104.7	18.657	108.9	1:36.602	
2 -	1:00.800	98.0	24.229	101.7	19.642	108.4	1:44.671	9 -			In		In		4:21.206 P	
3 -	48.637	95.6	23.723	104.4	18.761	109.5	1:31.121	10 -		Out 90.1	23.418	103.9	19.473	109.5	1:34.484	
4 -	47.666	98.1	23.415	104.5	18.696	108.8	1:29.777	11 -	46.225	100.9	23.137	103.9	18.218	109.5	1:27.580	
5 -	47.436	96.7	23.441	105.2	18.700	109.3	1:29.577	12 -	45.514	100.9	22.704	104.9	18.240	109.7	1:26.458	
6 -	47.322	96.8	23.394	104.2	18.501	108.9	1:29.217	13 -	45.105	102.1	22.584	105.4	18.335	109.5	1:26.024	
7 -	47.140	100.2	23.182	105.2	18.578	108.8	1:28.900									
36	Alex LYNN							Fortec Motorsport								
1 -	49.756	96.6	24.133	103.7	19.075	109.5	1:32.964	7 -	46.832	98.1	23.428	105.0	18.384	110.2	1:28.644	
2 -	48.429	97.8	23.715	104.7	18.932	109.8	1:31.076	8 -	46.094	97.4	23.792	104.4	In		6:04.526 P	
3 -	47.785	98.1	23.773	104.2	18.740	109.7	1:30.298	9 -		Out 98.5	23.307	103.7	19.351	110.6	1:35.684	
4 -	47.323	98.4	23.597	105.2	18.946	108.9	1:29.866	10 -	45.771	103.6	22.767	104.4	18.143	110.2	1:26.681	
5 -	47.142	99.1	23.518	105.5	18.529	110.0	1:29.189	11 -	45.242	103.7	22.936	104.9	18.271	110.6	1:26.449	
6 -	46.941	98.5	23.344	105.4	18.512	110.0	1:28.797	12 -	45.412	102.9	23.023	105.2	18.640	110.6	1:27.075	
41	Luke WRIGHT							Fortec Motorsport								
1 -	55.100	92.4	25.815	90.8	19.294	108.8	1:40.209	7 -	48.882	93.2	23.976	104.4	In		2:53.133 P	
2 -	48.551	96.3	24.023	104.0	19.176	108.8	1:31.750	8 -		Out					3:47.834	
3 -	48.322	98.4	23.649	104.5	18.897	109.1	1:30.868	9 -		61.6	32.841	49.5	21.262	110.0	1:49.058	
4 -	47.871	96.8	23.813	105.4	18.810	110.2	1:30.494	10 -	46.480	100.2	22.898	105.4	18.747	109.8	1:28.125	
5 -				102.1	19.161	108.6	1:34.826	11 -	46.085	99.3	23.535	103.2	18.826	110.0	1:28.446	
6 -	47.897	96.7	23.726	104.0	18.685	109.3	1:30.308	12 -	46.236	99.9	22.985	105.0	18.618	108.8	1:27.839	
55	Robert FOSTER-JONES							Manor Competition								
1 -	54.287	69.5	26.332	102.3	19.998	108.2	1:40.617	8 -	47.680	96.3	24.024	104.4	19.022	109.1	1:30.726	
2 -	50.426	92.9	24.765	104.4	19.139	108.6	1:34.330	9 -			In		In		4:07.134 P	
3 -	49.487	95.2	24.356	104.2	19.108	109.3	1:32.951	10 -		Out 74.6	25.698	102.3	18.732	109.7	1:42.444	
4 -	49.156	95.1	24.430	105.2	19.031	109.8	1:32.617	11 -	46.908	99.7	23.380	105.2	18.226	110.0	1:28.514	
5 -	48.660	96.3	24.366	104.5	18.813	109.5	1:31.839	12 -	46.381	100.3	23.358	105.4	18.244	110.0	1:27.983	
6 -	48.310	95.9	24.120	105.0	18.790	110.4	1:31.220	13 -	45.688	100.9	23.055	105.5	18.119	110.7	1:26.862	
7 -	47.896	96.3	24.493	104.4	19.031	109.8	1:31.420									

**2009 Michelin Formula Renault UK Winter Cup
QUALIFYING - ROUND 3 - SPEED TRAPS**

SECTOR 1				SECTOR 2			FINISH LINE			
POS	NO	NAME	MPH	NO	NAME	MPH	NO	NAME	MPH	
1	3	Tom BLOMQUIST	104.7	5	Menasheh IDAFAR	106.5	3	Tom BLOMQUIST	112.2	
2	27	Harry TINCKNELL	103.7	9	Thomas HYLKEMA	106.2	1	David McDONALD	111.1	
3	36	Alex LYNN	103.7	3	Tom BLOMQUIST	106.0	5	Menasheh IDAFAR	111.1	
4	18	Dino ZAMPARELLI	103.2	27	Harry TINCKNELL	106.0	12	Nick YELLOLY	111.1	
5	5	Menasheh IDAFAR	103.1	18	Dino ZAMPARELLI	105.5	22	Joseph REILLY	111.1	
6	9	Thomas HYLKEMA	102.1	36	Alex LYNN	105.5	18	Dino ZAMPARELLI	110.9	
7	33	Marlon STOCKINGER	102.1	55	Robert FOSTER-JONES	105.5	9	Thomas HYLKEMA	110.7	
8	22	Joseph REILLY	101.4	33	Marlon STOCKINGER	105.4	27	Harry TINCKNELL	110.7	
9	12	Nick YELLOLY	101.2	41	Luke WRIGHT	105.4	55	Robert FOSTER-JONES	110.7	
10	55	Robert FOSTER-JONES	100.9	12	Nick YELLOLY	105.2	36	Alex LYNN	110.6	
11	41	Luke WRIGHT	100.2	1	David McDONALD	105.0	41	Luke WRIGHT	110.2	
12	1	David McDONALD	99.4	22	Joseph REILLY	104.9	33	Marlon STOCKINGER	109.7	

2009 Michelin Formula Renault UK Winter Cup QUALIFYING - ROUND 3 - BEST SECTOR TIMES

SECTOR 1			SECTOR 2			SECTOR 3			IDEAL / BEST COMPARISON						
POS	NO	NAME	TIME	NO	NAME	TIME	NO	NAME	TIME	POS	NO	NAME	IDEAL	BEST	DIFF
1	27	TINCKNELL	45.098	3	BLOMQUIST	22.391	3	BLOMQUIST	17.924	1	27	TINCKNELL	1:25.491	1:25.491	0.000
2	33	STOCKINGER	45.105	27	TINCKNELL	22.465	27	TINCKNELL	17.928	2	3	BLOMQUIST	1:25.522	1:25.605	0.083
3	3	BLOMQUIST	45.207	5	IDAFAR	22.489	12	YELLOLY	17.936	3	33	STOCKINGER	1:25.907	1:26.024	0.117
4	36	LYNN	45.242	33	STOCKINGER	22.584	55	FOSTER-JONES	18.119	4	12	YELLOLY	1:25.923	1:25.923	0.000
5	18	ZAMPARELLI	45.309	12	YELLOLY	22.590	36	LYNN	18.143	5	36	LYNN	1:26.152	1:26.449	0.297
6	12	YELLOLY	45.397	36	LYNN	22.767	33	STOCKINGER	18.218	6	5	IDAFAR	1:26.368	1:26.750	0.382
7	5	IDAFAR	45.572	18	ZAMPARELLI	22.816	9	HYLKEMA	18.247	7	18	ZAMPARELLI	1:26.453	1:26.529	0.076
8	55	FOSTER-JONES	45.688	9	HYLKEMA	22.884	5	IDAFAR	18.307	8	55	FOSTER-JONES	1:26.862	1:26.862	0.000
9	22	REILLY	45.948	41	WRIGHT	22.898	18	ZAMPARELLI	18.328	9	9	HYLKEMA	1:27.230	1:27.230	0.000
10	41	WRIGHT	46.085	22	REILLY	22.993	22	REILLY	18.428	10	22	REILLY	1:27.369	1:27.502	0.133
11	9	HYLKEMA	46.099	55	FOSTER-JONES	23.055	41	WRIGHT	18.618	11	41	WRIGHT	1:27.601	1:27.839	0.238
12	1	MCDONALD	47.280	1	MCDONALD	23.776	1	MCDONALD	18.665	12	1	MCDONALD	1:29.721	1:29.783	0.062
													Perfect Lap	1:25.413	

2009 Michelin Formula Renault UK Winter Cup ROUND 3 - GRID



ROW 6	1:29.783 1 David McDONALD	1:27.839 41 Luke WRIGHT
ROW 5	1:27.502 22 Joseph REILLY	1:27.230 9 Thomas HYLKEMA
ROW 4	1:26.862 55 Robert FOSTER-JONES	1:26.750 5 Menasheh IDAFAR
ROW 3	1:26.529 18 Dino ZAMPARELLI	1:26.449 36 Alex LYNN
ROW 2	1:26.024 33 Marlon STOCKINGER	1:25.923 12 Nick YELLOLY
ROW 1	1:25.605 3 Tom BLOMQVIST	1:25.491 27 Harry TINCKNELL
Pole		

Rockingham International
Circuit Length = 1.9400 miles

These results are provisional until the conclusion of any judicial and technical matters.

Clerk of Course :		Timekeeper :
-------------------	--	--------------



2009 Michelin Formula Renault UK Winter Cup ROUND 4 - GRID - RESTART



ROW 6		18	Dino ZAMPARELLI
	22		Joseph REILLY
ROW 5		41	Luke WRIGHT
	1		David McDONALD
ROW 4		5	Menasheh IDAFAR
	36		Alex LYNN
ROW 3		9	Thomas HYLKEMA
	33		Marlon STOCKINGER
ROW 2		12	Nick YELLOLY
	27		Harry TINCKNELL
ROW 1		3	Tom BLOMQUIST
Pole			

Rockingham International
Circuit Length = 1.9400 miles

Clerk of Course :		Timekeeper :
-------------------	--	--------------



Caterham Academy
QUALIFYING - ROUND 3 - CLASSIFICATION

POS	NO	CL	NAME	NAT	ENTRY	TIME	ON	LAPS	GAP	DIFF	MPH
1	32		Lee WIGGINS	GBR	Caterham Academy 1600cc	1:45.359	8	8			66.28
2	2		James MACLACHLAN	GBR	Caterham Academy 1600cc	1:47.289	8	8	1.930	1.930	65.09
3	20		Steve DAY	GBR	Caterham Academy 1600cc	1:47.558	5	7	2.199	0.269	64.93
4	59		Iain FORSYTH	GBR	Caterham Academy 1600cc	1:49.000	7	7	3.641	1.442	64.07
5	68		David ORCHIN	GBR	Caterham Academy 1600cc	1:49.728	5	7	4.369	0.728	63.64
6	57		Fergus RYAN	GBR	Caterham Academy 1600cc	1:51.425	5	7	6.066	1.697	62.67
7	45		Jeremy SHIPLEY	GBR	Caterham Academy 1600cc	1:52.011	7	7	6.652	0.586	62.35
8	88		Chris LAY	GBR	Caterham Academy 1600cc	1:52.042	6	7	6.683	0.031	62.33
9	3		John REID	GBR	Caterham Academy 1600cc	1:52.256	7	7	6.897	0.214	62.21
10	37		William LEES	GBR	Caterham Academy 1600cc	1:53.916	6	7	8.557	1.660	61.30
11	5		Gary BURKE	GBR	Caterham Academy 1600cc	1:54.358	6	6	8.999	0.442	61.07
12	24		Martin JEFFS	GBR	Caterham Academy 1600cc	1:54.970	6	6	9.611	0.612	60.74
13	15		Dean CARR	GBR	Caterham Academy 1600cc	1:58.727	7	7	13.368	3.757	58.82
14	4		Mark SAUNDERS	GBR	Caterham Academy 1600cc	1:58.831	6	6	13.472	0.104	58.77
15	21		Tim ROWBOTTOM	GBR	Caterham Academy 1600cc	1:59.634	6	6	14.275	0.803	58.37
16	52		Osman YUSUF		Caterham Academy 1600cc	2:03.984	6	6	18.625	4.350	56.32

Weather / Track : Sunny / Drying

These results are provisional until the conclusion of any judicial and technical matters.

Rockingham International
 Circuit Length = 1.9400 miles
 Start: 10:23 End: 10:40

Clerk of Course :		Timekeeper :
-------------------	--	--------------

Caterham Academy

QUALIFYING - ROUND 3 - SECTOR ANALYSIS

2	James MACLACHLAN Caterham Academy 1600cc														
1-	59.931	75.8	29.655	81.1	22.502	83.5	1:52.088	5-	58.040	79.8	28.711	81.6	22.028	84.9	1:48.779
2-	58.225	78.1	29.468	81.0	22.737	83.3	1:50.430	6-	57.148	79.7	28.982	81.6	22.430	84.6	1:48.560
3-	1:00.686	79.0	29.074	82.0	22.180	84.2	1:51.940	7-	57.331	79.3	28.463	83.2	22.224	83.9	1:48.018
4-	57.627	79.5	28.748	81.0	22.899	83.9	1:49.274	8-	56.766	78.0	28.661	81.3	21.862	83.5	1:47.289
3	John REID Caterham Academy 1600cc														
1-	1:04.577	71.1	31.538	80.6	24.645	83.7	2:00.760	5-	1:09.601	75.7	29.887	82.4	23.084	84.6	2:02.572
2-	1:07.979	71.2	31.957	80.7	24.590	83.9	2:04.526	6-	1:00.889	76.9	29.811	82.3	23.026	83.9	1:53.726
3-	1:02.398	75.3	29.901	81.3	23.623	83.8	1:55.922	7-	1:00.033	78.2	28.906	82.8	23.317	83.8	1:52.256
4-	1:00.105	79.0	29.480	81.7	23.839	83.9	1:53.424								
4	Mark SAUNDERS Caterham Academy 1600cc														
1-	1:17.588	61.8	34.566	76.3	25.190	78.9	2:17.344	4-	1:07.230	69.7	30.756	78.0	24.123	80.1	2:02.109
2-	1:05.036	69.9	35.336	41.0	25.775	78.5	2:06.147	5-	1:07.242	66.6	30.700	73.3	24.348	79.4	2:02.290
3-	1:07.277	64.2	32.115	77.1	24.175	80.2	2:03.567	6-	1:04.102	69.9	31.448	75.4	23.281	81.6	1:58.831
5	Gary BURKE Caterham Academy 1600cc														
1-	1:04.884	70.6	31.607	78.2	24.049	80.1	2:00.540	4-	1:11.275	70.3	31.225	79.0	24.063	82.0	2:06.563
2-	1:16.116	60.4	33.216	75.7	23.940	82.7	2:13.272	5-	1:22.154	70.8	29.870	79.7	23.880	82.2	2:15.904
3-	1:08.270	72.3	31.870	78.6	23.368	83.6	2:03.508	6-	1:02.051	72.9	29.654	80.3	22.653	82.1	1:54.358
15	Dean CARR Caterham Academy 1600cc														
1-	1:08.452	68.1	31.926	78.5	25.584	77.5	2:05.962	5-	1:07.262	65.4	32.555	68.1	26.107	75.3	2:05.924
2-	1:12.534	62.3	33.992	75.4	24.814	81.4	2:11.340	6-	1:05.480	68.9	30.650	77.7	25.027	82.1	2:01.157
3-	1:07.186	66.9	31.088	80.5	24.712	82.3	2:02.986	7-	1:04.526	70.0	30.396	77.0	23.805	81.0	1:58.727
4-	1:05.560	66.9	31.470	76.4	24.273	78.9	2:01.303								
20	Steve DAY Caterham Academy 1600cc														
1-	59.197	77.9	29.200	81.7	22.649	85.5	1:51.046	5-	57.638	79.2	27.912	81.5	22.008	85.2	1:47.558
2-	1:07.307	75.9	29.122	81.3	23.203	83.9	1:59.632	6-	1:01.639	80.4	27.834	81.3	22.757	84.2	1:52.230
3-	58.235	77.6	29.034	81.4	22.345	83.7	1:49.614	7-	57.176	81.4	28.522	81.3	22.022	83.6	1:47.720
4-	57.708	77.7	28.503	81.4	22.230	83.9	1:48.441								
21	Tim ROWBOTTOM Caterham Academy 1600cc														
1-	1:08.239	69.5	30.686	79.0	24.288	82.0	2:03.213	4-	1:26.643	73.3	31.004	78.0	25.355	79.2	2:23.002
2-	1:04.265	73.4	29.719	81.1	32.616	82.4	2:06.600	5-	1:08.620	71.0	31.810	72.7	24.947	79.1	2:05.377
3-	1:17.488	73.3	30.154	80.1	24.210	82.9	2:11.852	6-	1:04.809	70.6	30.515	79.3	24.310	83.9	1:59.634
24	Martin JEFFS Caterham Academy 1600cc														
1-	1:04.627	74.8	32.059	78.5	24.501	81.1	2:01.187	4-	1:07.254	70.9	30.370	78.3	30.116	78.4	2:07.740
2-	1:13.028	70.2	46.050	37.3	30.398	81.9	2:29.476	5-	1:05.314	74.1	30.140	78.0	In		2:24.225 P
3-	1:01.560	72.5	30.787	78.4	24.127	81.6	1:56.474	6-	Out	75.1	29.435	79.5	23.435	81.9	1:54.970
32	Lee WIGGINS Caterham Academy 1600cc														
1-	1:08.514	75.4	29.497	80.7	22.598	83.8	2:00.609	5-	58.789	73.7	27.926	81.9	21.381	86.4	1:48.096
2-	58.962	76.7	28.754	81.4	22.828	83.8	1:50.544	6-	58.062	77.1	28.197	81.8	22.245	85.5	1:48.504
3-	58.050	77.0	28.727	81.3	21.757	85.5	1:48.534	7-	57.527	75.6	27.807	81.8	21.352	85.7	1:46.686
4-	57.540	79.3	28.298	81.0	22.072	85.1	1:47.910	8-	56.384	79.1	27.483	82.1	21.492	84.9	1:45.359
37	William LEES Caterham Academy 1600cc														
1-	1:09.524	76.0	30.078	81.6	23.394	84.3	2:02.996	5-	1:01.359	77.0	29.699	82.3	23.226	84.6	1:54.284
2-	1:02.744	73.3	30.141	81.8	23.890	83.8	1:56.775	6-	1:01.655	76.8	29.212	81.9	23.049	85.2	1:53.916
3-	1:01.214	75.2	29.833	81.4	23.312	84.7	1:54.359	7-	1:16.180	77.7	29.144	82.0	22.568	84.8	2:07.892
4-	1:12.916	76.2	29.595	82.1	22.863	84.8	2:05.374								
45	Jeremy SHIPLEY Caterham Academy 1600cc														
1-	1:13.683	69.5	31.737	78.1	25.403	81.8	2:10.823	5-	1:01.422	72.5	30.221	78.9	23.318	83.8	1:54.961
2-	1:03.378	70.5	31.119	73.7	24.015	82.4	1:58.512	6-	1:00.308	74.6	29.232	78.9	23.147	81.6	1:52.687
3-	1:00.708	71.9	30.617	78.2	23.833	82.5	1:55.158	7-	59.745	74.8	29.323	79.6	22.943	83.9	1:52.011
4-	59.656	74.7	29.926	79.2	23.320	83.7	1:52.902								

Rockingham International
Circuit Length = 1.9400 miles
Start: 10:23 End: 10:40

Weather / Track : Sunny / Drying

Caterham Academy

QUALIFYING - ROUND 3 - SECTOR ANALYSIS

52	Osman YUSUF												Caterham Academy 1600cc											
1 -	1:18.305	62.3	36.299	67.2	27.040	79.6	2:21.644	4 -	1:11.204	68.3	32.423	75.6	26.033	80.5	2:09.660									
2 -	1:12.386	62.4	33.939	71.4	26.378	78.4	2:12.703	5 -	1:07.155	66.7	32.141	77.5	25.256	81.2	2:04.552									
3 -	1:10.065	64.8	32.968	76.7	26.397	79.6	2:09.430	6 -	1:07.961	72.9	31.783	79.1	24.240	79.5	2:03.984									
57	Fergus RYAN												Caterham Academy 1600cc											
1 -	1:05.600	75.8	30.917	81.8	24.356	85.3	2:00.873	5 -	58.790	76.5	29.425	81.0	23.210	85.3	1:51.425									
2 -	1:04.735	75.0	30.071	81.0	24.000	84.3	1:58.806	6 -	1:07.258	77.8	29.023	80.9	23.044	84.6	1:59.325									
3 -	1:00.676	77.2	29.502	80.8	23.529	85.6	1:53.707	7 -	59.660	78.7	29.244	80.1	22.760	85.5	1:51.664									
4 -	58.501	76.5	29.843	80.6	23.385	85.3	1:51.729																	
59	Iain FORSYTH												Caterham Academy 1600cc											
1 -	1:04.289	78.6	29.999	79.8	23.375	84.9	1:57.663	5 -	58.987	78.6	28.503	81.0	22.639	80.5	1:50.129									
2 -	1:00.745	80.0	29.560	81.4	24.575	84.8	1:54.880	6 -	59.246	79.7	28.105	81.0	22.497	83.3	1:49.848									
3 -	1:00.155	76.6	29.297	80.5	22.806	83.3	1:52.258	7 -	58.144	80.1	28.837	81.2	22.019	83.6	1:49.000									
4 -	58.862	80.2	28.461	80.9	22.487	83.9	1:49.810																	
68	David ORCHIN												Caterham Academy 1600cc											
1 -	1:04.290	70.7	30.783	79.2	23.652	83.6	1:58.725	5 -	58.379	77.3	28.598	80.2	22.751	83.9	1:49.728									
2 -	1:01.467	74.0	29.944	79.1	23.270	83.9	1:54.681	6 -	1:03.883	76.8	28.560	81.0	23.179	82.7	1:55.622									
3 -	59.828	76.7	29.445	80.4	22.810	84.3	1:52.083	7 -	1:00.289	76.9	28.653	80.6	23.260	84.7	1:52.202									
4 -	59.266	76.2	29.437	80.2	22.705	84.3	1:51.408																	
88	Chris LAY												Caterham Academy 1600cc											
1 -	1:10.855	74.2	32.088	76.7	24.193	82.8	2:07.136	5 -	1:03.324	76.1	29.788	74.7	23.666	81.7	1:56.778									
2 -	1:03.409	74.0	30.187	79.5	24.062	81.9	1:57.658	6 -	1:00.012	76.6	29.183	78.6	22.847	83.7	1:52.042									
3 -	1:03.052	75.1	29.615	80.3	23.511	83.3	1:56.178	7 -	1:02.747	77.0	28.596	79.7	22.689	82.7	1:54.032									
4 -	1:00.531	75.5	29.620	79.0	23.277	83.5	1:53.428																	


Caterham Academy
QUALIFYING - ROUND 3 - SPEED TRAPS

SECTOR 1				SECTOR 2			FINISH LINE			
POS	NO	NAME	MPH	NO	NAME	MPH	NO	NAME	MPH	
1	20	Steve DAY	81.4	2	James MACLACHLAN	83.2	32	Lee WIGGINS	86.4	
2	59	Iain FORSYTH	80.2	3	John REID	82.8	57	Fergus RYAN	85.6	
3	2	James MACLACHLAN	79.8	37	William LEES	82.3	20	Steve DAY	85.5	
4	32	Lee WIGGINS	79.3	32	Lee WIGGINS	82.1	37	William LEES	85.2	
5	3	John REID	79.0	57	Fergus RYAN	81.8	2	James MACLACHLAN	84.9	
6	57	Fergus RYAN	78.7	20	Steve DAY	81.7	59	Iain FORSYTH	84.9	
7	37	William LEES	77.7	59	Iain FORSYTH	81.4	68	David ORCHIN	84.7	
8	68	David ORCHIN	77.3	21	Tim ROWBOTTOM	81.1	3	John REID	84.6	
9	88	Chris LAY	77.0	68	David ORCHIN	81.0	88	Chris LAY	84.0	
10	24	Martin JEFFS	75.1	15	Dean CARR	80.5	21	Tim ROWBOTTOM	83.9	
11	45	Jeremy SHIPLEY	74.8	5	Gary BURKE	80.3	45	Jeremy SHIPLEY	83.9	
12	21	Tim ROWBOTTOM	73.4	88	Chris LAY	80.3	5	Gary BURKE	83.6	
13	5	Gary BURKE	72.9	45	Jeremy SHIPLEY	79.6	15	Dean CARR	82.3	
14	52	Osman YUSUF	72.9	24	Martin JEFFS	79.5	24	Martin JEFFS	81.9	
15	15	Dean CARR	70.0	52	Osman YUSUF	79.1	4	Mark SAUNDERS	81.6	
16	4	Mark SAUNDERS	69.9	4	Mark SAUNDERS	78.0	52	Osman YUSUF	81.2	

Caterham Academy
QUALIFYING - ROUND 3 - BEST SECTOR TIMES

SECTOR 1			SECTOR 2			SECTOR 3			IDEAL / BEST COMPARISON						
POS	NO	NAME	TIME	NO	NAME	TIME	NO	NAME	TIME	POS	NO	NAME	IDEAL	BEST	DIFF
1	32	WIGGINS	56.384	32	WIGGINS	27.483	32	WIGGINS	21.352	1	32	WIGGINS	1:45.219	1:45.359	0.140
2	2	MACLACHLAN	56.766	20	DAY	27.834	2	MACLACHLAN	21.862	2	20	DAY	1:47.018	1:47.558	0.540
3	20	DAY	57.176	59	FORSYTH	28.105	20	DAY	22.008	3	2	MACLACHLAN	1:47.091	1:47.289	0.198
4	59	FORSYTH	58.144	2	MACLACHLAN	28.463	59	FORSYTH	22.019	4	59	FORSYTH	1:48.268	1:49.000	0.732
5	68	ORCHIN	58.379	68	ORCHIN	28.560	37	LEES	22.568	5	68	ORCHIN	1:49.644	1:49.728	0.084
6	57	RYAN	58.501	88	LAY	28.596	5	BURKE	22.653	6	57	RYAN	1:50.284	1:51.425	1.141
7	45	SHIPLEY	59.656	3	REID	28.906	88	LAY	22.689	7	88	LAY	1:51.297	1:52.042	0.745
8	88	LAY	1:00.012	57	RYAN	29.023	68	ORCHIN	22.705	8	45	SHIPLEY	1:51.831	1:52.011	0.180
9	3	REID	1:00.033	37	LEES	29.144	57	RYAN	22.760	9	3	REID	1:51.965	1:52.256	0.291
10	37	LEES	1:01.214	45	SHIPLEY	29.232	45	SHIPLEY	22.943	10	37	LEES	1:52.926	1:53.916	0.990
11	24	JEFFS	1:01.560	24	JEFFS	29.435	3	REID	23.026	11	5	BURKE	1:54.358	1:54.358	0.000
12	5	BURKE	1:02.051	5	BURKE	29.654	4	SAUNDERS	23.281	12	24	JEFFS	1:54.430	1:54.970	0.540
13	4	SAUNDERS	1:04.102	21	ROWBOTTOM	29.719	24	JEFFS	23.435	13	4	SAUNDERS	1:58.083	1:58.831	0.748
14	21	ROWBOTTOM	1:04.265	15	CARR	30.396	15	CARR	23.805	14	21	ROWBOTTOM	1:58.194	1:59.634	1.440
15	15	CARR	1:04.526	4	SAUNDERS	30.700	21	ROWBOTTOM	24.210	15	15	CARR	1:58.727	1:58.727	0.000
16	52	YUSUF	1:07.155	52	YUSUF	31.783	52	YUSUF	24.240	16	52	YUSUF	2:03.178	2:03.984	0.806
											Perfect Lap		1:45.219		

Caterham Academy
ROUND 3 - GRID


ROW 8	2:03.984 52 Osman YUSUF	1:59.634 21 Tim ROWBOTTOM
ROW 7	1:58.831 4 Mark SAUNDERS	1:58.727 15 Dean CARR
ROW 6	1:54.970 24 Martin JEFFS	1:54.358 5 Gary BURKE
ROW 5	1:53.916 37 William LEES	1:52.256 3 John REID
ROW 4	1:52.042 88 Chris LAY	1:52.011 45 Jeremy SHIPLEY
ROW 3	1:51.425 57 Fergus RYAN	1:49.728 68 David ORCHIN
ROW 2	1:49.000 59 Iain FORSYTH	1:47.558 20 Steve DAY
ROW 1	1:47.289 2 James MACLACHLAN	1:45.359 32 Lee WIGGINS
Pole		
		

Rockingham International
 Circuit Length = 1.9400 miles

These results are provisional until the conclusion of any judicial and technical matters.

Clerk of Course :		Timekeeper :
-------------------	--	--------------

Caterham Academy
ROUND 4 - GRID

ROW 8	2:04.552 52 Osman YUSUF	2:03.213 21 Tim ROWBOTTOM
ROW 7	2:02.109 4 Mark SAUNDERS	2:01.157 15 Dean CARR
ROW 6	2:00.540 5 Gary BURKE	1:56.474 24 Martin JEFFS
ROW 5	1:54.284 37 William LEES	1:53.428 88 Chris LAY
ROW 4	1:53.424 3 John REID	1:52.687 45 Jeremy SHIPLEY
ROW 3	1:51.664 57 Fergus RYAN	1:51.408 68 David ORCHIN
ROW 2	1:49.810 59 Iain FORSYTH	1:48.018 2 James MACLACHLAN
ROW 1	1:47.720 20 Steve DAY	1:46.686 32 Lee WIGGINS
Pole		
		

Rockingham International
 Circuit Length = 1.9400 miles

These results are provisional until the conclusion of any judicial and technical matters.

Clerk of Course :		Timekeeper :
-------------------	--	--------------

2009 ELF Renault Clio Winter Cup with Michelin ROUND 1 - CLASSIFICATION



POS	NO	CL NAME	NAT	ENTRY	LAPS	TIME	GAP	DIFF	MPH	BEST	ON
1	16	James COLBURN	GBR	Westbourne Motorsport	12	19:28.441			71.72	1:34.971	7
2	23	Daniel LLOYD	GBR	Total Control Racing	12	19:51.794	23.353	23.353	70.32	1:37.623	3
3	44	Sam TORDOFF	GBR	Total Control Racing	12	19:54.917	26.476	3.123	70.13	1:37.106	4
4	21	Darren WILSON	GBR	20Ten Racing	12	19:55.396	26.955	0.479	70.10	1:35.847	9
5	1	Matthew MUNSON	GBR	Stancombe Vehicle Engineering	12	20:01.297	32.856	5.901	69.76	1:37.605	10
6	2	Luke CAUDLE	GBR	Team Pyro	12	20:14.202	45.761	12.905	69.02	1:37.891	3
NOT CLASSIFIED											
DNF	22	Paul PLANT	GBR	Stancombe Vehicle Engineering	0						
FASTEST LAP											
	16	James COLBURN	GBR	Westbourne Motorsport	7	1:34.971			73.53 mph	118.34 kph	

Weather / Track : Sunny / Dry

These results are provisional until the conclusion of any judicial and technical matters.

Rockingham International
Circuit Length = 1.9400 miles
Start: 10:51 End: 11:11

Clerk of Course :	Timekeeper :
-------------------	--------------



2009 ELF Renault Clio Winter Cup with Michelin

ROUND 1 - SECTOR ANALYSIS

1	Matthew MUNSON				Stancombe Vehicle Engineering										
1 -	88.1	26.821	86.8	20.029	94.6	1:48.810	7 -	52.669	87.3	26.424	88.5	19.737	94.4	1:38.830	
2 -	53.410	88.9	26.870	88.1	19.907	94.1	1:40.187	8 -	52.531	88.4	26.058	88.5	19.626	94.9	1:38.215
3 -	53.582	87.4	27.115	86.5	20.005	94.8	1:40.702	9 -	52.156	88.5	26.232	88.4	19.600	94.9	1:37.988
4 -	54.046	87.4	26.507	88.3	20.149	94.0	1:40.702	10 -	51.894	87.5	26.319	88.5	19.392	94.8	1:37.605
5 -	53.023	88.2	26.377	88.2	20.836	94.4	1:40.236	11 -	52.522	87.7	26.152	88.4	19.538	94.8	1:38.212
6 -	52.790	86.6	27.054	86.4	19.850	95.2	1:39.694	12 -	53.284	85.3	26.813	87.8	20.019	93.9	1:40.116
2	Luke CAUDLE				Team Pyro										
1 -	86.7	26.149	87.7	19.973	92.9	1:46.718	7 -	55.715	86.5	26.262	86.6	20.316	92.7	1:42.293	
2 -	51.942	87.7	26.164	87.5	20.026	93.7	1:38.132	8 -	52.045	85.5	26.096	87.2	19.851	93.2	1:37.992
3 -	51.835	87.3	26.382	86.5	19.674	93.2	1:37.891	9 -	52.329	85.9	26.035	86.7	20.170	92.6	1:38.534
4 -	51.841	86.0	26.455	87.5	19.927	92.7	1:38.223	10 -	52.288	85.5	25.998	87.2	20.928	92.4	1:39.214
5 -	51.791	86.4	26.050	87.3	31.250	91.5	1:49.091	11 -	52.663	83.3	26.194	86.7	20.239	92.3	1:39.096
6 -	52.245	86.0	26.256	86.5	20.216	91.9	1:38.717	12 -	1:01.582	84.0	26.369	86.3	20.350	92.3	1:48.301
16	James COLBURN				Westbourne Motorsport										
1 -	87.5	26.008	88.7	19.660	94.0	1:45.279	7 -	50.514	89.5	25.117	87.8	19.340	92.8	1:34.971	
2 -	51.729	88.4	26.482	88.3	20.311	91.9	1:38.522	8 -	51.325	88.5	25.219	88.2	19.376	93.5	1:35.920
3 -	51.738	87.7	25.954	88.3	19.480	92.3	1:37.172	9 -	50.991	89.5	24.999	88.0	19.601	93.3	1:35.591
4 -	53.734	87.2	25.376	88.2	19.421	93.7	1:38.531	10 -	50.907	88.8	24.955	88.2	19.645	92.7	1:35.507
5 -	50.537	89.7	25.561	87.7	20.101	92.9	1:36.199	11 -	51.593	89.1	25.128	87.8	19.261	93.5	1:35.982
6 -	52.127	87.4	26.062	87.3	19.460	93.5	1:37.649	12 -	51.325	87.5	25.690	88.0	20.103	92.3	1:37.118
21	Darren WILSON				20Ten Racing										
1 -	84.4	26.025	88.2	19.794	92.6	1:58.760	7 -	50.989	87.7	25.770	88.5	19.480	92.9	1:36.239	
2 -	53.347	84.7	25.830	88.2	19.729	92.7	1:38.906	8 -	51.481	88.0	26.042	87.4	19.358	93.5	1:36.881
3 -	52.146	86.9	25.727	88.3	19.371	93.3	1:37.244	9 -	50.856	88.1	25.625	88.3	19.366	93.7	1:35.847
4 -	51.898	86.1	25.624	88.4	19.425	93.1	1:36.947	10 -	50.950	88.4	25.555	87.8	20.703	93.5	1:37.208
5 -	55.112	87.2	25.521	88.5	19.909	93.3	1:40.542	11 -	57.643	87.0	25.526	88.8	19.257	94.2	1:42.426
6 -	51.422	86.6	26.257	87.6	19.456	93.5	1:37.135	12 -	51.884	88.3	25.132	89.0	20.245	92.3	1:37.261
23	Daniel LLOYD				Total Control Racing										
1 -	87.7	26.158	87.7	20.069	92.3	1:44.761	7 -	52.256	85.8	26.559	87.2	20.113	91.8	1:38.928	
2 -	51.795	87.4	26.364	87.5	20.049	92.1	1:38.208	8 -	52.127	86.4	26.497	87.6	20.027	92.1	1:38.651
3 -	51.478	87.3	26.198	87.4	19.947	92.2	1:37.623	9 -	52.016	86.8	26.291	87.6	20.056	92.4	1:38.363
4 -	56.072	86.9	26.235	88.3	19.893	92.4	1:42.200	10 -	51.916	86.5	26.052	81.0	20.624	92.6	1:38.592
5 -	52.177	85.7	26.529	88.2	20.341	91.7	1:39.047	11 -	51.992	86.3	25.994	87.3	19.925	92.1	1:37.911
6 -	52.506	86.4	26.314	87.4	20.348	91.9	1:39.168	12 -	52.136	86.1	26.133	87.3	20.073	91.9	1:38.342
44	Sam TORDOFF				Total Control Racing										
1 -	87.6	26.064	88.8	19.925	94.5	1:45.030	7 -	51.765	85.9	25.921	88.0	19.945	93.3	1:37.631	
2 -	51.876	86.7	26.392	88.5	20.532	93.3	1:38.800	8 -	51.730	86.0	40.864	82.5	20.263	93.3	1:52.857
3 -	51.584	87.2	25.817	89.1	19.707	93.2	1:37.108	9 -	51.630	86.1	25.922	87.8	19.793	93.9	1:37.345
4 -	51.383	86.4	25.781	88.4	19.942	94.0	1:37.106	10 -	51.964	85.2	25.773	88.1	19.886	93.7	1:37.623
5 -	51.492	85.3	25.923	88.1	19.962	92.3	1:37.377	11 -	51.453	85.8	25.960	87.7	19.946	94.0	1:37.359
6 -	52.290	85.5	26.340	86.4	20.347	93.9	1:38.977	12 -	51.624	86.1	25.978	87.7	20.102	92.3	1:37.704

Rockingham International
Circuit Length = 1.9400 miles
Start: 10:51 End: 11:11

Weather / Track : Sunny / Dry

2009 ELF Renault Clio Winter Cup with Michelin
ROUND 1 - SPEED TRAPS

SECTOR 1				SECTOR 2			FINISH LINE		
POS	NO	NAME	MPH	NO	NAME	MPH	NO	NAME	MPH
1	16	James COLBURN	89.7	44	Sam TORDOFF	89.1	1	Matthew MUNSON	95.2
2	1	Matthew MUNSON	88.9	21	Darren WILSON	89.0	44	Sam TORDOFF	94.5
3	21	Darren WILSON	88.4	16	James COLBURN	88.7	21	Darren WILSON	94.2
4	2	Luke CAUDLE	87.7	1	Matthew MUNSON	88.5	16	James COLBURN	94.0
5	23	Daniel LLOYD	87.7	23	Daniel LLOYD	88.3	2	Luke CAUDLE	93.7
6	44	Sam TORDOFF	87.6	2	Luke CAUDLE	87.7	23	Daniel LLOYD	92.6

Weather / Track : Sunny / Dry

www.tsl-timing.com

Rockingham International
Circuit Length = 1.9400 miles
Start: 10:51 End: 11:11

Printed - 11.12 Saturday, 07 November 2009

2009 ELF Renault Clio Winter Cup with Michelin
ROUND 1 - BEST SECTOR TIMES

SECTOR 1			SECTOR 2			SECTOR 3			IDEAL / BEST COMPARISON						
POS	NO	NAME	TIME	NO	NAME	TIME	NO	NAME	TIME	POS	NO	NAME	IDEAL	BEST	DIFF
1	16	COLBURN	50.514	16	COLBURN	24.955	21	WILSON	19.257	1	16	COLBURN	1:34.730	1:34.971	0.241
2	21	WILSON	50.856	21	WILSON	25.132	16	COLBURN	19.261	2	21	WILSON	1:35.245	1:35.847	0.602
3	44	TORDOFF	51.383	44	TORDOFF	25.773	1	MUNSON	19.392	3	44	TORDOFF	1:36.863	1:37.106	0.243
4	23	LLOYD	51.478	23	LLOYD	25.994	2	CAUDLE	19.674	4	1	MUNSON	1:37.344	1:37.605	0.261
5	2	CAUDLE	51.791	2	CAUDLE	25.998	44	TORDOFF	19.707	5	23	LLOYD	1:37.365	1:37.623	0.258
6	1	MUNSON	51.894	1	MUNSON	26.058	23	LLOYD	19.893	6	2	CAUDLE	1:37.463	1:37.891	0.428
													Perfect Lap	1:34.726	

2009 ELF Renault Clio Winter Cup with Michelin
ROUND 1 - LAP CHART

Lap 1			Lap 2			Lap 3			Lap 4			Lap 5		
No	Behind	Laptime	No	Behind	Laptime	No	Behind	Laptime	No	Behind	Laptime	No	Behind	Laptime
23		1:44.761	23		1:38.208	23		1:37.623	44		1:37.106	44		1:37.377
44	0.269	1:45.030	16	0.832	1:38.522	44	0.346	1:37.108	16	1.460	1:38.531	16	0.282	1:36.199
16	0.518	1:45.279	44	0.861	1:38.800	16	0.381	1:37.172	2	2.920	1:38.223	23	6.418	1:39.047
2	1.957	1:46.718	2	1.881	1:38.132	2	2.149	1:37.891	23	4.748	1:42.200	2	14.634	1:49.091
1	4.049	1:48.810	1	6.028	1:40.187	1	9.107	1:40.702	1	12.357	1:40.702	1	15.216	1:40.236
21	13.999	1:58.760	21	14.697	1:38.906	21	14.318	1:37.244	21	13.813	1:36.947	21	16.978	1:40.542

2009 ELF Renault Clio Winter Cup with Michelin
ROUND 1 - LAP CHART

Lap 6			Lap 7			Lap 8			Lap 9			Lap 10		
No	Behind	Laptime	No	Behind	Laptime	No	Behind	Laptime	No	Behind	Laptime	No	Behind	Laptime
16		1:37.649	16		1:34.971	16		1:35.920	16		1:35.591	16		1:35.507
44	1.046	1:38.977	44	3.706	1:37.631	23	14.343	1:38.651	23	17.115	1:38.363	23	20.200	1:38.592
23	7.655	1:39.168	23	11.612	1:38.928	21	18.411	1:36.881	21	18.667	1:35.847	21	20.368	1:37.208
2	15.420	1:38.717	21	17.450	1:36.239	44	20.643	1:52.857	44	22.397	1:37.345	44	24.513	1:37.623
21	16.182	1:37.135	1	20.838	1:38.830	1	23.133	1:38.215	1	25.530	1:37.988	1	27.628	1:37.605
1	16.979	1:39.694	2	22.742	1:42.293	2	24.814	1:37.992	2	27.757	1:38.534	2	31.464	1:39.214

2009 ELF Renault Clio Winter Cup with Michelin

ROUND 1 - LAP CHART

Lap 11			Lap 12		
No	Behind	Laptime	No	Behind	Laptime
16		1:35.982	16		1:37.118
23	22.129	1:37.911	23	23.353	1:38.342
44	25.890	1:37.359	44	26.476	1:37.704
21	26.812	1:42.426	21	26.955	1:37.261
1	29.858	1:38.212	1	32.856	1:40.116
2	34.578	1:39.096	2	45.761	1:48.301

2009 ELF Renault Clio Winter Cup with Michelin ROUND 1 - POSITION CHART

No	Name	Laps Pos	1	2	3	4	5	6	7	8	9	10	11	12
			23	Daniel LLOYD	1	23	23	23	44	44	16	16	16	16
44	Sam TORDOFF	2	44	16	44	16	16	44	44	23	23	23	23	23
16	James COLBURN	3	16	44	16	2	23	23	23	21	21	21	44	44
2	Luke CAUDLE	4	2	2	2	23	2	2	21	44	44	44	21	21
1	Matthew MUNSON	5	1	1	1	1	1	21	1	1	1	1	1	1
21	Darren WILSON	6	21	21	21	21	21	1	2	2	2	2	2	2

Ginetta Junior Winter Series

ROUND 3 - CLASSIFICATION

POS	NO	CL	NAME	NAT	ENTRY	LAPS	TIME	GAP	DIFF	MPH	BEST	ON
1	20		Thomas HOWARD	GBR	Ginetta G20 GT4 Coupe 1400cc	10	17:18.140			67.27	1:41.931	10
2	2		Aaron WILLIAMSON	GBR	Ginetta G20 GT4 Coupe 1400cc	10	17:18.665	0.525	0.525	67.23	1:41.816	10
3	26		David MOORE	GBR	Ginetta G20 GT4 Coupe 1400cc	10	17:20.187	2.047	1.522	67.14	1:41.670	10
4	44		Adam BONHAM	GBR	Ginetta G20 GT4 Coupe 1400cc	10	17:40.434	22.294	20.247	65.85	1:43.524	8
5	7		Jake GIDDINGS	GBR	Ginetta G20 GT4 Coupe 1400cc	10	18:01.882	43.742	21.448	64.55	1:44.622	9
6	33		Jake RATTENBURY	GBR	Ginetta G20 GT4 Coupe 1400cc	10	18:03.247	45.107	1.365	64.47	1:44.502	10
7	27		Jody FANNIN	GBR	Ginetta G20 GT4 Coupe 1400cc	10	18:11.249	53.109	8.002	63.99	1:45.765	10
8	48		Jake BYRNE	GBR	Ginetta G20 GT4 Coupe 1400cc	10	19:06.444	1:48.304	55.195	60.91	1:50.758	4
FASTEST LAP												
	26		David MOORE	GBR	Ginetta G20 GT4 Coupe 1400cc	10	1:41.670			68.69 mph	110.54 kph	

Weather / Track : Sunny / Dry

These results are provisional until the conclusion of any judicial and technical matters.

Rockingham International
Circuit Length = 1.9400 miles
Start: 11:22 End: 11:41

Clerk of Course :		Timekeeper :
-------------------	--	--------------

Ginetta Junior Winter Series

ROUND 3 - SECTOR ANALYSIS

2	Aaron WILLIAMSON					Ginetta G20 GT4 Coupe 1400cc									
1 -	80.6	27.365	76.8	20.828	82.8	1:51.829	6 -	55.263	80.7	27.130	76.6	20.753	82.1	1:43.146	
2 -	55.767	80.1	27.244	76.8	20.959	83.1	1:43.970	7 -	56.456	81.0	27.337	76.6	20.449	83.3	1:44.242
3 -	54.443	81.0	27.087	77.0	20.992	83.4	1:42.522	8 -	55.589	81.5	27.407	77.7	20.343	83.4	1:43.339
4 -	55.091	80.9	27.062	76.6	20.691	83.5	1:42.844	9 -	55.019	81.8	27.096	77.3	20.593	83.3	1:42.708
5 -	54.405	80.2	27.182	76.6	20.662	82.4	1:42.249	10 -	54.010	82.5	27.005	77.3	20.801	83.5	1:41.816
7	Jake GIDDINGS					Ginetta G20 GT4 Coupe 1400cc									
1 -	77.8	30.521	74.0	22.635	80.3	2:04.642	6 -	55.667	79.2	29.005	75.4	21.865	80.6	1:46.537	
2 -	58.266	77.9	29.078	74.6	21.671	80.6	1:49.015	7 -	56.717	79.6	28.197	75.3	21.012	80.6	1:45.926
3 -	57.291	79.3	29.261	74.2	21.854	80.8	1:48.406	8 -	56.236	79.7	27.844	74.7	20.918	80.1	1:44.998
4 -	56.144	78.8	28.510	74.6	21.164	81.4	1:45.818	9 -	56.209	79.5	27.794	75.1	20.619	81.2	1:44.622
5 -	56.338	78.3	29.127	75.3	21.226	81.9	1:46.691	10 -	56.719	80.0	27.848	75.2	20.660	81.5	1:45.227
20	Thomas HOWARD					Ginetta G20 GT4 Coupe 1400cc									
1 -	80.7	27.630	75.8	20.757	81.4	1:51.305	6 -	55.421	81.5	27.087	77.0	20.378	81.4	1:42.886	
2 -	55.498	80.7	27.295	76.6	20.633	81.9	1:43.426	7 -	55.889	80.9	27.358	75.9	20.414	81.3	1:43.661
3 -	55.034	80.6	27.361	75.9	20.772	82.2	1:43.167	8 -	55.776	81.8	27.304	77.0	20.218	81.8	1:43.298
4 -	54.922	80.2	27.326	76.1	20.508	81.5	1:42.756	9 -	55.192	81.8	27.005	76.2	20.375	81.9	1:42.572
5 -	55.259	81.9	27.316	76.8	20.563	82.3	1:43.138	10 -	54.347	81.5	27.065	76.4	20.519	82.2	1:41.931
26	David MOORE					Ginetta G20 GT4 Coupe 1400cc									
1 -	80.9	27.466	76.6	20.582	82.1	1:52.184	6 -	55.442	79.3	27.385	76.2	20.559	81.4	1:43.386	
2 -	55.914	79.6	27.365	76.4	20.549	83.4	1:43.828	7 -	54.701	79.9	27.356	76.6	20.583	81.8	1:42.640
3 -	55.152	79.7	27.430	76.2	20.547	82.4	1:43.129	8 -	54.561	80.3	27.334	77.1	20.481	81.9	1:42.376
4 -	57.552	79.0	27.644	76.1	20.453	81.9	1:45.649	9 -	54.291	80.4	27.078	76.7	20.538	81.6	1:41.907
5 -	55.101	80.0	27.646	75.2	20.671	81.6	1:43.418	10 -	54.211	80.1	27.133	76.4	20.326	82.4	1:41.670
27	Jody FANNIN					Ginetta G20 GT4 Coupe 1400cc									
1 -	74.9	29.861	73.7	22.792	80.1	2:01.614	6 -	57.864	77.8	28.338	75.9	21.586	80.3	1:47.788	
2 -	58.811	75.3	28.707	75.4	22.022	80.1	1:49.540	7 -	58.160	77.8	30.065	70.9	22.129	80.1	1:50.354
3 -	57.458	76.2	28.627	74.6	22.075	80.9	1:48.160	8 -	56.479	78.9	28.596	75.5	21.776	80.3	1:46.851
4 -	57.175	77.0	28.561	75.2	21.711	81.1	1:47.447	9 -	56.272	79.3	28.238	75.7	21.599	81.1	1:46.109
5 -	57.376	76.6	28.638	75.6	21.607	80.9	1:47.621	10 -	56.306	79.2	28.034	75.9	21.425	81.0	1:45.765
33	Jake RATTENBURY					Ginetta G20 GT4 Coupe 1400cc									
1 -	78.4	28.350	75.7	21.580	80.9	1:55.538	6 -	58.040	73.1	28.926	75.9	22.025	80.0	1:48.991	
2 -	1:01.424	75.0	28.877	75.3	22.112	80.8	1:52.413	7 -	57.841	80.1	27.745	76.7	21.218	81.8	1:46.804
3 -	57.576	78.2	28.611	72.9	22.081	80.7	1:48.268	8 -	56.193	79.3	27.783	76.5	21.167	81.9	1:45.143
4 -	57.512	78.7	28.154	75.4	21.740	80.9	1:47.406	9 -	56.617	78.6	28.027	76.0	21.101	81.9	1:45.745
5 -	58.512	77.8	28.092	75.8	21.833	80.9	1:48.437	10 -	55.779	78.7	27.640	76.0	21.083	82.0	1:44.502
44	Adam BONHAM					Ginetta G20 GT4 Coupe 1400cc									
1 -	79.8	27.541	76.5	21.103	81.7	1:53.491	6 -	55.546	79.5	27.563	76.1	21.025	81.2	1:44.134	
2 -	58.102	77.1	27.741	75.8	21.150	81.3	1:46.993	7 -	55.342	80.2	27.387	76.3	21.167	81.4	1:43.896
3 -	55.459	79.8	27.732	74.9	20.926	81.9	1:44.117	8 -	54.991	80.5	27.523	75.9	21.010	79.8	1:43.524
4 -	55.686	79.0	27.478	75.6	20.880	81.8	1:44.044	9 -	59.587	79.4	27.663	76.0	21.273	79.8	1:48.523
5 -	57.960	80.0	27.444	75.9	20.748	82.0	1:46.152	10 -	56.231	78.2	27.913	72.9	21.416	80.8	1:45.560
48	Jake BYRNE					Ginetta G20 GT4 Coupe 1400cc									
1 -	73.7	30.540	72.3	22.716	79.0	2:00.966	6 -	1:04.738	75.3	29.332	73.7	22.579	79.0	1:56.649	
2 -	1:13.999	69.1	30.365	72.6	23.075	78.8	2:07.439	7 -	59.366	71.3	29.565	74.0	22.545	78.6	1:51.476
3 -	59.867	73.9	30.105	72.4	22.931	78.9	1:52.903	8 -	59.119	74.2	29.485	73.1	22.344	79.3	1:50.948
4 -	58.813	73.5	29.292	73.4	22.653	79.0	1:50.758	9 -	59.135	75.1	29.227	73.3	22.425	79.3	1:50.787
5 -	59.896	70.3	29.705	73.9	22.445	78.8	1:52.046	10 -	59.980	70.1	29.662	73.8	22.830	76.9	1:52.472

Rockingham International
Circuit Length = 1.9400 miles
Start: 11:22 End: 11:41

Weather / Track : Sunny / Dry

Ginetta Junior Winter Series
ROUND 3 - SPEED TRAPS

SECTOR 1				SECTOR 2			FINISH LINE		
POS	NO	NAME	MPH	NO	NAME	MPH	NO	NAME	MPH
1	2	Aaron WILLIAMSON	82.5	2	Aaron WILLIAMSON	77.7	2	Aaron WILLIAMSON	83.5
2	20	Thomas HOWARD	81.9	26	David MOORE	77.1	26	David MOORE	83.4
3	26	David MOORE	80.9	20	Thomas HOWARD	77.0	20	Thomas HOWARD	82.3
4	44	Adam BONHAM	80.5	33	Jake RATTENBURY	76.7	33	Jake RATTENBURY	82.0
5	33	Jake RATTENBURY	80.1	44	Adam BONHAM	76.5	44	Adam BONHAM	82.0
6	7	Jake GIDDINGS	80.0	27	Jody FANNIN	75.9	7	Jake GIDDINGS	81.9
7	27	Jody FANNIN	79.3	7	Jake GIDDINGS	75.4	27	Jody FANNIN	81.1
8	48	Jake BYRNE	75.3	48	Jake BYRNE	74.0	48	Jake BYRNE	79.3

Ginetta Junior Winter Series

ROUND 3 - BEST SECTOR TIMES

SECTOR 1			SECTOR 2			SECTOR 3			IDEAL / BEST COMPARISON						
POS	NO	NAME	TIME	NO	NAME	TIME	NO	NAME	TIME	POS	NO	NAME	IDEAL	BEST	DIFF
1	2	WILLIAMSON	54.010	2	WILLIAMSON	27.005	20	HOWARD	20.218	1	2	WILLIAMSON	1:41.358	1:41.816	0.458
2	26	MOORE	54.211	20	HOWARD	27.005	26	MOORE	20.326	2	20	HOWARD	1:41.570	1:41.931	0.361
3	20	HOWARD	54.347	26	MOORE	27.078	2	WILLIAMSON	20.343	3	26	MOORE	1:41.615	1:41.670	0.055
4	44	BONHAM	54.991	44	BONHAM	27.387	7	GIDDINGS	20.619	4	44	BONHAM	1:43.126	1:43.524	0.398
5	7	GIDDINGS	55.667	33	RATTENBURY	27.640	44	BONHAM	20.748	5	7	GIDDINGS	1:44.080	1:44.622	0.542
6	33	RATTENBURY	55.779	7	GIDDINGS	27.794	33	RATTENBURY	21.083	6	33	RATTENBURY	1:44.502	1:44.502	0.000
7	27	FANNIN	56.272	27	FANNIN	28.034	27	FANNIN	21.425	7	27	FANNIN	1:45.731	1:45.765	0.034
8	48	BYRNE	58.813	48	BYRNE	29.227	48	BYRNE	22.344	8	48	BYRNE	1:50.384	1:50.758	0.374
												Perfect Lap		1:41.233	

Ginetta Junior Winter Series

ROUND 3 - LAP CHART

Lap 1			Lap 2			Lap 3			Lap 4			Lap 5		
No	Behind	Laptime	No	Behind	Laptime	No	Behind	Laptime	No	Behind	Laptime	No	Behind	Laptime
20		1:51.305	20		1:43.426	20		1:43.167	20		1:42.756	2		1:42.249
2	0.524	1:51.829	2	1.068	1:43.970	2	0.423	1:42.522	2	0.511	1:42.844	20	0.378	1:43.138
26	0.879	1:52.184	26	1.281	1:43.828	26	1.243	1:43.129	26	4.136	1:45.649	26	4.794	1:43.418
44	2.186	1:53.491	44	5.753	1:46.993	44	6.703	1:44.117	44	7.991	1:44.044	44	11.383	1:46.152
33	4.233	1:55.538	33	13.220	1:52.413	33	18.321	1:48.268	33	22.971	1:47.406	33	28.648	1:48.437
48	9.661	2:00.966	27	16.423	1:49.540	27	21.416	1:48.160	27	26.107	1:47.447	27	30.968	1:47.621
27	10.309	2:01.614	7	18.926	1:49.015	7	24.165	1:48.406	7	27.227	1:45.818	7	31.158	1:46.691
7	13.337	2:04.642	48	33.674	2:07.439	48	43.410	1:52.903	48	51.412	1:50.758	48	1:00.698	1:52.046

Ginetta Junior Winter Series
ROUND 3 - LAP CHART

Lap 6			Lap 7			Lap 8			Lap 9			Lap 10		
No	Behind	Laptime	No	Behind	Laptime	No	Behind	Laptime	No	Behind	Laptime	No	Behind	Laptime
2		1:43.146	20		1:43.661	20		1:43.298	20		1:42.572	20		1:41.931
20	0.118	1:42.886	2	0.463	1:44.242	2	0.504	1:43.339	2	0.640	1:42.708	2	0.525	1:41.816
26	5.034	1:43.386	26	3.895	1:42.640	26	2.973	1:42.376	26	2.308	1:41.907	26	2.047	1:41.670
44	12.371	1:44.134	44	12.488	1:43.896	44	12.714	1:43.524	44	18.665	1:48.523	44	22.294	1:45.560
33	34.493	1:48.991	7	36.696	1:45.926	7	38.396	1:44.998	7	40.446	1:44.622	7	43.742	1:45.227
7	34.549	1:46.537	33	37.518	1:46.804	33	39.363	1:45.143	33	42.536	1:45.745	33	45.107	1:44.502
27	35.610	1:47.788	27	42.185	1:50.354	27	45.738	1:46.851	27	49.275	1:46.109	27	53.109	1:45.765
48	1:14.201	1:56.649	48	1:21.898	1:51.476	48	1:29.548	1:50.948	48	1:37.763	1:50.787	48	1:48.304	1:52.472

Ginetta Junior Winter Series

ROUND 3 - POSITION CHART

No	Name	Laps Pos	1	2	3	4	5	6	7	8	9	10
			20	Thomas HOWARD	1	20	20	20	20	2	2	20
2	Aaron WILLIAMSON	2	2	2	2	2	20	20	2	2	2	2
26	David MOORE	3	26	26	26	26	26	26	26	26	26	26
44	Adam BONHAM	4	44	44	44	44	44	44	44	44	44	44
33	Jake RATTENBURY	5	33	33	33	33	33	33	7	7	7	7
48	Jake BYRNE	6	48	27	27	27	27	7	33	33	33	33
27	Jody FANNIN	7	27	7	7	7	7	27	27	27	27	27
7	Jake GIDDINGS	8	7	48	48	48	48	48	48	48	48	48

2009 Michelin Formula Renault UK Winter Cup ROUND 3 - CLASSIFICATION



POS	NO	CL	NAME	NAT	ENTRY	LAPS	TIME	GAP	DIFF	MPH	BEST	ON
1	3		Tom BLOMQUIST	SWE	Fortec Motorsport	15	19:57.431			87.48	1:16.146	5
2	33		Marlon STOCKINGER	PHI	Hitech Junior Team	15	20:04.262	6.831	6.831	86.99	1:16.467	11
3	27		Harry TINCKNELL	GBR	CRS Racing	15	20:05.460	8.029	1.198	86.90	1:16.604	11
4	12		Nick YELLOLY	GBR	Hitech Junior Team	15	20:07.611	10.180	2.151	86.74	1:16.449	7
5	18		Dino ZAMPARELLI	ITA	Antel Motorsport	15	20:12.488	15.057	4.877	86.40	1:16.599	11
6	5		Menasheh IDAFAR	GBR	Manor Competition	15	20:13.193	15.762	0.705	86.34	1:16.490	10
7	9		Thomas HYLKEMA	NED	Manor Competition	15	20:26.783	29.352	13.590	85.39	1:17.274	14
8	55		Robert FOSTER-JONES	GBR	Manor Competition	15	20:36.556	39.125	9.773	84.71	1:17.710	13
9	22		Joseph REILLY	GBR	Hillspeed	15	20:56.152	58.721	19.596	83.39	1:18.318	13

NOT CLASSIFIED

DNF	1		David McDONALD	GBR	Manor Competition	0						
DNF	36		Alex LYNN	GBR	Fortec Motorsport	0						
DNF	41		Luke WRIGHT	GBR	Fortec Motorsport	0						

FASTEST LAP

3			Tom BLOMQUIST	SWE	Fortec Motorsport	5	1:16.146		91.71 mph		147.60 kph	
---	--	--	----------------------	-----	-------------------	---	----------	--	-----------	--	------------	--

Weather / Track : Sunny / Dry

These results are provisional until the conclusion of any judicial and technical matters.

Rockingham International
Circuit Length = 1.9400 miles
Start: 12:00 End: 12:21

Clerk of Course :

Timekeeper :



2009 Michelin Formula Renault UK Winter Cup
ROUND 3 - SECTOR ANALYSIS

1	David McDONALD					Manor Competition									
3	Tom BLOMQUIST					Fortec Motorsport									
1 -	109.7	20.475	107.0	16.416	87.8	1:23.759	9 -	40.563	110.7	20.210	107.2	15.614	114.5	1:16.387	
2 -	1:06.445	56.0	31.356	65.6	21.448	107.0	1:59.249	10 -	40.817	110.9	20.084	107.4	15.565	114.9	1:16.466
3 -	41.868	111.1	20.019	107.4	15.646	113.7	1:17.533	11 -	40.475	110.6	20.183	107.5	15.621	114.3	1:16.279
4 -	41.012	111.1	19.983	107.2	15.580	113.7	1:16.575	12 -	40.581	110.4	20.194	107.7	15.609	114.5	1:16.384
5 -	40.695	110.7	19.951	107.4	15.500	113.9	1:16.146	13 -	40.618	110.9	20.190	107.2	15.697	114.9	1:16.505
6 -	40.712	110.2	20.013	107.0	15.531	113.9	1:16.256	14 -	40.694	109.7	20.188	107.4	15.753	114.5	1:16.635
7 -	40.660	110.0	20.056	107.4	15.531	114.1	1:16.247	15 -	40.638	110.2	20.368	107.2	15.729	114.3	1:16.735
8 -	40.588	110.7	20.109	107.0	15.578	114.3	1:16.275								
5	Menasheh IDAFAR					Manor Competition									
1 -	108.6	20.743	106.7	16.083	112.8	1:38.873	9 -	40.705	110.9	20.200	107.2	15.764	113.9	1:16.669	
2 -	57.128	58.9	30.544	68.4	18.876	113.9	1:46.548	10 -	40.717	110.4	20.118	107.2	15.655	114.1	1:16.490
3 -	44.155	107.2	20.535	107.4	15.905	113.4	1:20.595	11 -	40.607	110.2	20.441	107.4	15.801	113.5	1:16.849
4 -	41.865	108.2	20.885	107.4	15.743	113.7	1:18.493	12 -	40.726	110.6	20.410	107.2	15.701	114.1	1:16.837
5 -	44.518	109.7	20.342	107.4	15.650	113.5	1:20.510	13 -	40.781	110.6	20.275	107.4	15.688	114.1	1:16.744
6 -	40.956	109.3	20.046	107.2	15.804	113.9	1:16.806	14 -	40.495	109.8	20.291	107.4	15.723	113.9	1:16.509
7 -	40.985	109.7	20.388	107.7	16.227	113.7	1:17.600	15 -	40.793	110.0	20.297	107.2	15.824	113.5	1:16.914
8 -	40.800	110.4	20.168	107.5	15.788	113.5	1:16.756								
9	Thomas HYLKEMA					Manor Competition									
1 -	107.2	21.137	107.4	16.870	92.9	1:27.769	9 -	42.252	108.9	20.469	106.9	15.818	113.9	1:18.539	
2 -	1:04.812	51.3	31.104	63.5	20.517	112.0	1:56.433	10 -	42.568	106.9	20.729	107.0	15.836	113.7	1:19.133
3 -	43.537	108.2	20.546	106.7	15.882	113.4	1:19.965	11 -	41.533	109.5	20.499	107.0	15.842	113.7	1:17.874
4 -	42.115	110.6	20.341	106.7	15.738	113.5	1:18.194	12 -	41.493	110.4	20.411	107.0	15.868	113.5	1:17.772
5 -	42.539	109.7	20.506	106.9	15.684	113.5	1:18.729	13 -	41.419	110.2	20.382	106.9	15.836	113.9	1:17.637
6 -	42.860	107.9	20.306	107.0	15.537	114.1	1:18.703	14 -	41.214	109.8	20.306	107.0	15.754	113.9	1:17.274
7 -	42.464	108.2	20.417	106.4	15.590	113.7	1:18.471	15 -	41.252	110.2	20.455	106.9	15.787	113.7	1:17.494
8 -	46.152	107.9	20.602	106.4	16.042	112.8	1:22.796								
12	Nick YELLOLY					Hitech Junior Team									
1 -	107.4	20.876	94.5	17.246	81.0	1:26.119	9 -	40.682	108.9	20.217	106.0	15.734	112.0	1:16.633	
2 -	1:05.724	53.8	31.176	67.1	20.868	110.7	1:57.768	10 -	40.620	109.3	20.375	105.8	15.782	112.6	1:16.777
3 -	44.137	108.4	20.582	106.0	16.075	112.0	1:20.794	11 -	40.674	108.9	20.540	106.5	15.718	112.8	1:16.932
4 -	42.367	107.9	20.350	105.8	15.656	111.8	1:18.373	12 -	40.731	108.8	20.395	106.7	15.732	112.8	1:16.858
5 -	40.812	108.6	20.209	106.2	15.535	111.8	1:16.556	13 -	40.885	109.3	20.450	106.4	15.779	113.0	1:17.114
6 -	40.734	108.9	20.111	106.5	15.623	111.7	1:16.468	14 -	40.859	108.8	20.405	106.5	15.818	113.2	1:17.082
7 -	40.746	109.1	20.189	106.0	15.514	111.7	1:16.449	15 -	40.718	109.3	20.500	106.4	15.956	112.8	1:17.174
8 -	40.794	109.1	20.163	106.2	15.557	112.0	1:16.514								
18	Dino ZAMPARELLI					Antel Motorsport									
1 -	107.0	20.916	106.0	16.529	98.1	1:28.591	9 -	40.769	110.2	20.128	106.0	15.723	113.7	1:16.620	
2 -	1:04.535	51.4	31.155	63.1	20.076	113.4	1:55.766	10 -	40.716	110.2	20.231	106.2	15.688	113.5	1:16.635
3 -	43.987	109.1	20.555	106.5	16.089	113.5	1:20.631	11 -	40.666	109.7	20.192	106.5	15.741	113.5	1:16.599
4 -	42.735	107.9	20.365	106.0	15.758	112.8	1:18.858	12 -	40.740	109.7	20.314	105.8	15.732	113.5	1:16.786
5 -	41.288	110.2	20.540	106.2	15.970	113.2	1:17.798	13 -	40.851	109.7	20.189	106.4	15.803	113.5	1:16.843
6 -	42.591	107.4	20.301	106.0	15.808	113.5	1:18.700	14 -	40.694	110.0	20.260	106.2	15.782	113.5	1:16.736
7 -	42.164	105.5	20.423	105.5	15.956	113.4	1:18.543	15 -	40.672	109.8	20.249	106.2	15.831	113.4	1:16.752
8 -	40.650	109.5	20.107	106.5	15.873	113.0	1:16.630								
22	Joseph REILLY					Hillspeed									
1 -	104.7	21.683	106.2	16.762	111.1	1:31.453	9 -	41.841	108.1	20.720	106.5	16.133	113.9	1:18.694	
2 -	1:03.448	50.0	30.934	63.4	19.418	112.8	1:53.800	10 -	42.169	105.5	20.839	106.5	16.014	113.7	1:19.022
3 -	44.291	106.4	21.330	106.9	16.427	112.6	1:22.048	11 -	42.033	105.8	20.963	107.0	16.034	113.7	1:19.030
4 -	1:00.670	104.5	21.029	106.2	16.396	107.9	1:38.095	12 -	41.957	99.7	21.155	106.2	16.174	113.4	1:19.286
5 -	43.593	104.7	20.944	106.4	16.285	111.8	1:20.822	13 -	41.540	105.7	20.636	106.9	16.142	113.5	1:18.318
6 -	43.020	105.8	20.964	106.0	16.181	113.2	1:20.165	14 -	41.776	107.4	20.660	106.0	16.101	113.0	1:18.537
7 -	42.011	107.7	20.813	107.0	16.241	112.4	1:19.065	15 -	41.840	106.2	20.749	105.8	16.180	113.2	1:18.769
8 -	42.150	106.5	20.780	107.0	16.118	111.7	1:19.048								

Rockingham International
Circuit Length = 1.9400 miles
Start: 12:00 End: 12:21

Weather / Track : Sunny / Dry

2009 Michelin Formula Renault UK Winter Cup
ROUND 3 - SECTOR ANALYSIS

27		Harry TINCKNELL				CRS Racing									
1 -		108.8	20.630	106.4	16.267	94.6	1:24.554	9 -	40.713	109.8	20.184	106.7	15.725	113.7	1:16.622
2 -	1:06.630	53.4	31.251	65.8	21.125	111.3	1:59.006	10 -	40.636	110.0	20.262	106.7	15.761	113.5	1:16.659
3 -	42.522	109.5	20.434	106.5	15.830	113.2	1:18.786	11 -	40.564	109.8	20.372	106.7	15.668	113.5	1:16.604
4 -	41.495	109.3	20.256	106.5	15.723	113.2	1:17.474	12 -	40.616	109.7	20.329	106.9	15.803	113.7	1:16.748
5 -	41.026	109.3	20.229	106.9	15.685	113.4	1:16.940	13 -	40.846	108.8	20.362	106.7	15.805	113.7	1:17.013
6 -	40.957	109.3	20.258	106.5	15.671	113.5	1:16.886	14 -	40.871	109.3	20.342	107.0	15.754	113.7	1:16.967
7 -	41.261	109.8	20.286	106.7	15.842	113.5	1:17.389	15 -	40.717	109.1	20.437	106.4	15.777	113.0	1:16.931
8 -	40.905	110.2	20.270	106.4	15.706	113.4	1:16.881								
33		Marlon STOCKINGER				Hitech Junior Team									
1 -		106.4	20.902	105.4	16.726	85.4	1:24.307	9 -	40.684	109.3	20.090	106.9	15.759	113.2	1:16.533
2 -	1:06.366	56.4	31.436	66.4	21.128	111.5	1:58.930	10 -	40.691	110.0	20.178	107.0	15.688	113.7	1:16.557
3 -	42.414	108.9	20.321	107.0	15.834	112.4	1:18.569	11 -	40.515	109.5	20.141	107.2	15.811	113.2	1:16.467
4 -	41.235	109.1	20.056	106.9	15.816	112.2	1:17.107	12 -	40.557	109.7	20.207	107.2	15.808	113.4	1:16.572
5 -	41.014	108.9	20.075	107.0	15.880	110.9	1:16.969	13 -	40.779	109.1	20.243	106.9	15.844	113.5	1:16.866
6 -	40.871	109.3	20.122	106.4	15.836	112.8	1:16.829	14 -	40.668	108.9	20.277	107.0	16.052	113.2	1:16.997
7 -	41.827	109.3	20.187	106.5	15.868	112.6	1:17.882	15 -	40.793	109.1	20.259	106.9	15.874	112.2	1:16.926
8 -	40.852	109.7	20.100	106.9	15.799	113.0	1:16.751								
55		Robert FOSTER-JONES				Manor Competition									
1 -		105.5	21.426	106.5	16.393	112.0	1:30.058	9 -	42.759	106.4	20.845	107.0	16.055	114.5	1:19.659
2 -	1:03.911	48.8	31.328	61.0	19.822	110.7	1:55.061	10 -	41.633	110.0	20.688	106.9	15.856	114.3	1:18.177
3 -	45.381	106.2	21.069	107.0	16.172	114.1	1:22.622	11 -	41.258	110.4	20.638	107.4	15.913	113.9	1:17.809
4 -	46.751	107.0	21.027	107.2	15.962	113.5	1:23.740	12 -	41.540	106.9	20.569	107.5	15.815	114.5	1:17.924
5 -	42.105	108.2	20.824	107.7	16.130	113.2	1:19.059	13 -	41.249	109.7	20.670	106.9	15.791	114.1	1:17.710
6 -	41.607	108.2	20.651	107.2	15.955	113.7	1:18.213	14 -	41.426	108.8	20.582	107.4	15.939	113.5	1:17.947
7 -	41.429	109.8	20.609	107.0	15.919	113.9	1:17.957	15 -	41.335	108.4	20.645	107.0	15.872	113.9	1:17.852
8 -	46.046	108.2	20.707	107.5	16.015	113.4	1:22.768								

2009 Michelin Formula Renault UK Winter Cup
ROUND 3 - SPEED TRAPS

SECTOR 1				SECTOR 2			FINISH LINE		
POS	NO	NAME	MPH	NO	NAME	MPH	NO	NAME	MPH
1	3	Tom BLOMQUIST	111.1	3	Tom BLOMQUIST	107.7	3	Tom BLOMQUIST	114.9
2	5	Menasheh IDAFAR	110.9	5	Menasheh IDAFAR	107.7	55	Robert FOSTER-JONES	114.5
3	9	Thomas HYLKEMA	110.6	55	Robert FOSTER-JONES	107.7	5	Menasheh IDAFAR	114.1
4	55	Robert FOSTER-JONES	110.4	9	Thomas HYLKEMA	107.4	9	Thomas HYLKEMA	114.1
5	18	Dino ZAMPARELLI	110.2	33	Marlon STOCKINGER	107.2	22	Joseph REILLY	113.9
6	27	Harry TINCKNELL	110.2	22	Joseph REILLY	107.0	18	Dino ZAMPARELLI	113.7
7	33	Marlon STOCKINGER	110.0	27	Harry TINCKNELL	107.0	27	Harry TINCKNELL	113.7
8	12	Nick YELLOLY	109.3	12	Nick YELLOLY	106.7	33	Marlon STOCKINGER	113.7
9	22	Joseph REILLY	108.1	18	Dino ZAMPARELLI	106.5	12	Nick YELLOLY	113.2

2009 Michelin Formula Renault UK Winter Cup

ROUND 3 - BEST SECTOR TIMES

SECTOR 1			SECTOR 2			SECTOR 3			IDEAL / BEST COMPARISON						
POS	NO	NAME	TIME	NO	NAME	TIME	NO	NAME	TIME	POS	NO	NAME	IDEAL	BEST	DIFF
1	3	BLOMQVIST	40.475	3	BLOMQVIST	19.951	3	BLOMQVIST	15.500	1	3	BLOMQVIST	1:15.926	1:16.146	0.220
2	5	IDAFAR	40.495	5	IDAFAR	20.046	12	YELLOLY	15.514	2	5	IDAFAR	1:16.191	1:16.490	0.299
3	33	STOCKINGER	40.515	33	STOCKINGER	20.056	9	HYLKEMA	15.537	3	12	YELLOLY	1:16.245	1:16.449	0.204
4	27	TINCKNELL	40.564	18	ZAMPARELLI	20.107	5	IDAFAR	15.650	4	33	STOCKINGER	1:16.259	1:16.467	0.208
5	12	YELLOLY	40.620	12	YELLOLY	20.111	27	TINCKNELL	15.668	5	27	TINCKNELL	1:16.416	1:16.604	0.188
6	18	ZAMPARELLI	40.650	27	TINCKNELL	20.184	18	ZAMPARELLI	15.688	6	18	ZAMPARELLI	1:16.445	1:16.599	0.154
7	9	HYLKEMA	41.214	9	HYLKEMA	20.306	33	STOCKINGER	15.688	7	9	HYLKEMA	1:17.057	1:17.274	0.217
8	55	FOSTER-JONES	41.249	55	FOSTER-JONES	20.569	55	FOSTER-JONES	15.791	8	55	FOSTER-JONES	1:17.609	1:17.710	0.101
9	22	REILLY	41.540	22	REILLY	20.636	22	REILLY	16.014	9	22	REILLY	1:18.190	1:18.318	0.128

Perfect Lap	1:15.926
-------------	----------

2009 Michelin Formula Renault UK Winter Cup
ROUND 3 - LAP CHART

Lap 1			Lap 2			Lap 3			Lap 4			Lap 5		
No	Behind	Laptime	No	Behind	Laptime	No	Behind	Laptime	No	Behind	Laptime	No	Behind	Laptime
3		1:23.759	3		1:59.249	3		1:17.533	3		1:16.575	3		1:16.146
33	0.548	1:24.307	33	0.229	1:58.930	33	1.265	1:18.569	33	1.797	1:17.107	33	2.620	1:16.969
27	0.795	1:24.554	27	0.552	1:59.006	27	1.805	1:18.786	27	2.704	1:17.474	27	3.498	1:16.940
12	2.360	1:26.119	12	0.879	1:57.768	9	3.626	1:19.965	9	5.245	1:18.194	12	6.348	1:16.556
9	4.010	1:27.769	9	1.194	1:56.433	12	4.140	1:20.794	12	5.938	1:18.373	9	7.828	1:18.729
18	4.832	1:28.591	18	1.349	1:55.766	18	4.447	1:20.631	18	6.730	1:18.858	18	8.382	1:17.798
55	6.299	1:30.058	55	2.111	1:55.061	5	5.475	1:20.595	5	7.393	1:18.493	5	11.757	1:20.510
22	7.694	1:31.453	22	2.245	1:53.800	22	6.760	1:22.048	55	14.365	1:23.740	55	17.278	1:19.059
5	15.114	1:38.873	5	2.413	1:46.548	55	7.200	1:22.622	22	28.280	1:38.095	22	32.956	1:20.822

2009 Michelin Formula Renault UK Winter Cup
ROUND 3 - LAP CHART

Lap 6			Lap 7			Lap 8			Lap 9			Lap 10		
No	Behind	Laptime	No	Behind	Laptime	No	Behind	Laptime	No	Behind	Laptime	No	Behind	Laptime
3		1:16.256	3		1:16.247	3		1:16.275	3		1:16.387	3		1:16.466
33	3.193	1:16.829	33	4.828	1:17.882	33	5.304	1:16.751	33	5.450	1:16.533	33	5.541	1:16.557
27	4.128	1:16.886	27	5.270	1:17.389	27	5.876	1:16.881	27	6.111	1:16.622	27	6.304	1:16.659
12	6.560	1:16.468	12	6.762	1:16.449	12	7.001	1:16.514	12	7.247	1:16.633	12	7.558	1:16.777
9	10.275	1:18.703	9	12.499	1:18.471	18	13.477	1:16.630	18	13.710	1:16.620	18	13.879	1:16.635
18	10.826	1:18.700	18	13.122	1:18.543	5	14.141	1:16.756	5	14.423	1:16.669	5	14.447	1:16.490
5	12.307	1:16.806	5	13.660	1:17.600	9	19.020	1:22.796	9	21.172	1:18.539	9	23.839	1:19.133
55	19.235	1:18.213	55	20.945	1:17.957	55	27.438	1:22.768	55	30.710	1:19.659	55	32.421	1:18.177
22	36.865	1:20.165	22	39.683	1:19.065	22	42.456	1:19.048	22	44.763	1:18.694	22	47.319	1:19.022

2009 Michelin Formula Renault UK Winter Cup
ROUND 3 - LAP CHART

Lap 11			Lap 12			Lap 13			Lap 14			Lap 15		
No	Behind	Laptime	No	Behind	Laptime	No	Behind	Laptime	No	Behind	Laptime	No	Behind	Laptime
3		1:16.279	3		1:16.384	3		1:16.505	3		1:16.635	3		1:16.735
33	5.729	1:16.467	33	5.917	1:16.572	33	6.278	1:16.866	33	6.640	1:16.997	33	6.831	1:16.926
27	6.629	1:16.604	27	6.993	1:16.748	27	7.501	1:17.013	27	7.833	1:16.967	27	8.029	1:16.931
12	8.211	1:16.932	12	8.685	1:16.858	12	9.294	1:17.114	12	9.741	1:17.082	12	10.180	1:17.174
18	14.199	1:16.599	18	14.601	1:16.786	18	14.939	1:16.843	18	15.040	1:16.736	18	15.057	1:16.752
5	15.017	1:16.849	5	15.470	1:16.837	5	15.709	1:16.744	5	15.583	1:16.509	5	15.762	1:16.914
9	25.434	1:17.874	9	26.822	1:17.772	9	27.954	1:17.637	9	28.593	1:17.274	9	29.352	1:17.494
55	33.951	1:17.809	55	35.491	1:17.924	55	36.696	1:17.710	55	38.008	1:17.947	55	39.125	1:17.852
22	50.070	1:19.030	22	52.972	1:19.286	22	54.785	1:18.318	22	56.687	1:18.537	22	58.721	1:18.769

2009 Michelin Formula Renault UK Winter Cup
ROUND 3 - LAP CHART

Lap 1			Lap 2			Lap 3			Lap 4			Lap 5		
No	Behind	Laptime	No	Behind	Laptime	No	Behind	Laptime	No	Behind	Laptime	No	Behind	Laptime
3		1:23.759	3		1:59.249	3		1:17.533	3		1:16.575	3		1:16.146
33	0.548	1:24.307	33	0.229	1:58.930	33	1.265	1:18.569	33	1.797	1:17.107	33	2.620	1:16.969
27	0.795	1:24.554	27	0.552	1:59.006	27	1.805	1:18.786	27	2.704	1:17.474	27	3.498	1:16.940
12	2.360	1:26.119	12	0.879	1:57.768	9	3.626	1:19.965	9	5.245	1:18.194	12	6.348	1:16.556
9	4.010	1:27.769	9	1.194	1:56.433	12	4.140	1:20.794	12	5.938	1:18.373	9	7.828	1:18.729
18	4.832	1:28.591	18	1.349	1:55.766	18	4.447	1:20.631	18	6.730	1:18.858	18	8.382	1:17.798
55	6.299	1:30.058	55	2.111	1:55.061	5	5.475	1:20.595	5	7.393	1:18.493	5	11.757	1:20.510
22	7.694	1:31.453	22	2.245	1:53.800	22	6.760	1:22.048	55	14.365	1:23.740	55	17.278	1:19.059
5	15.114	1:38.873	5	2.413	1:46.548	55	7.200	1:22.622	22	28.280	1:38.095	22	32.956	1:20.822

2009 Michelin Formula Renault UK Winter Cup
ROUND 3 - LAP CHART

Lap 6			Lap 7			Lap 8			Lap 9			Lap 10		
No	Behind	Laptime	No	Behind	Laptime	No	Behind	Laptime	No	Behind	Laptime	No	Behind	Laptime
3		1:16.256	3		1:16.247	3		1:16.275	3		1:16.387	3		1:16.466
33	3.193	1:16.829	33	4.828	1:17.882	33	5.304	1:16.751	33	5.450	1:16.533	33	5.541	1:16.557
27	4.128	1:16.886	27	5.270	1:17.389	27	5.876	1:16.881	27	6.111	1:16.622	27	6.304	1:16.659
12	6.560	1:16.468	12	6.762	1:16.449	12	7.001	1:16.514	12	7.247	1:16.633	12	7.558	1:16.777
9	10.275	1:18.703	9	12.499	1:18.471	18	13.477	1:16.630	18	13.710	1:16.620	18	13.879	1:16.635
18	10.826	1:18.700	18	13.122	1:18.543	5	14.141	1:16.756	5	14.423	1:16.669	5	14.447	1:16.490
5	12.307	1:16.806	5	13.660	1:17.600	9	19.020	1:22.796	9	21.172	1:18.539	9	23.839	1:19.133
55	19.235	1:18.213	55	20.945	1:17.957	55	27.438	1:22.768	55	30.710	1:19.659	55	32.421	1:18.177
22	36.865	1:20.165	22	39.683	1:19.065	22	42.456	1:19.048	22	44.763	1:18.694	22	47.319	1:19.022

2009 Michelin Formula Renault UK Winter Cup
ROUND 3 - LAP CHART

Lap 11			Lap 12			Lap 13			Lap 14			Lap 15		
No	Behind	Laptime	No	Behind	Laptime	No	Behind	Laptime	No	Behind	Laptime	No	Behind	Laptime
3		1:16.279	3		1:16.384	3		1:16.505	3		1:16.635	3		1:16.735
33	5.729	1:16.467	33	5.917	1:16.572	33	6.278	1:16.866	33	6.640	1:16.997	33	6.831	1:16.926
27	6.629	1:16.604	27	6.993	1:16.748	27	7.501	1:17.013	27	7.833	1:16.967	27	8.029	1:16.931
12	8.211	1:16.932	12	8.685	1:16.858	12	9.294	1:17.114	12	9.741	1:17.082	12	10.180	1:17.174
18	14.199	1:16.599	18	14.601	1:16.786	18	14.939	1:16.843	18	15.040	1:16.736	18	15.057	1:16.752
5	15.017	1:16.849	5	15.470	1:16.837	5	15.709	1:16.744	5	15.583	1:16.509	5	15.762	1:16.914
9	25.434	1:17.874	9	26.822	1:17.772	9	27.954	1:17.637	9	28.593	1:17.274	9	29.352	1:17.494
55	33.951	1:17.809	55	35.491	1:17.924	55	36.696	1:17.710	55	38.008	1:17.947	55	39.125	1:17.852
22	50.070	1:19.030	22	52.972	1:19.286	22	54.785	1:18.318	22	56.687	1:18.537	22	58.721	1:18.769

2009 Michelin Formula Renault UK Winter Cup

ROUND 3 - POSITION CHART

No	Name	Laps Pos	1	2	3	4	5	6	7	8	9	10	11	12	13	14	15
			3	Tom BLOMQUIST	1	3	3	3	3	3	3	3	3	3	3	3	3
33	Marlon STOCKINGER	2	33	33	33	33	33	33	33	33	33	33	33	33	33	33	33
27	Harry TINCKNELL	3	27	27	27	27	27	27	27	27	27	27	27	27	27	27	27
12	Nick YELLOLY	4	12	12	9	9	12	12	12	12	12	12	12	12	12	12	12
9	Thomas HYLKEMA	5	9	9	12	12	9	9	9	18	18	18	18	18	18	18	18
18	Dino ZAMPARELLI	6	18	18	18	18	18	18	18	5	5	5	5	5	5	5	5
55	Robert FOSTER-JONES	7	55	55	5	5	5	5	5	9	9	9	9	9	9	9	9
22	Joseph REILLY	8	22	22	22	55	55	55	55	55	55	55	55	55	55	55	55
5	Menasheh IDAFAR	9	5	5	55	22	22	22	22	22	22	22	22	22	22	22	22

Weather / Track : Sunny / Dry

Caterham Academy

ROUND 3 - CLASSIFICATION

POS	NO	CL	NAME	NAT	ENTRY	LAPS	TIME	GAP	DIFF	MPH	BEST	ON
1	32		Lee WIGGINS	GBR	Caterham Academy 1600cc	10	16:42.657			69.65	1:38.980	6
2	2		James MACLACHLAN	GBR	Caterham Academy 1600cc	10	16:49.313	6.656	6.656	69.19	1:39.659	8
3	59		Iain FORSYTH	GBR	Caterham Academy 1600cc	10	16:58.011	15.354	8.698	68.60	1:39.910	5
4	20		Steve DAY	GBR	Caterham Academy 1600cc	10	17:06.368	23.711	8.357	68.04	1:39.501	5
5	68		David ORCHIN	GBR	Caterham Academy 1600cc	10	17:17.393	34.736	11.025	67.32	1:42.214	3
6	88		Chris LAY	GBR	Caterham Academy 1600cc	10	17:28.986	46.329	11.593	66.57	1:43.370	7
7	3		John REID	GBR	Caterham Academy 1600cc	10	17:34.494	51.837	5.508	66.23	1:42.589	7
8	45		Jeremy SHIPLEY	GBR	Caterham Academy 1600cc	10	17:34.893	52.236	0.399	66.20	1:43.260	7
9	5		Gary BURKE	GBR	Caterham Academy 1600cc	10	17:35.954	53.297	1.061	66.13	1:42.551	6
10	37		William LEES	GBR	Caterham Academy 1600cc	10	17:36.026	53.369	0.072	66.13	1:42.649	9
11	57		Fergus RYAN	GBR	Caterham Academy 1600cc	10	17:43.092	1:00.435	7.066	65.69	1:42.682	8
12	24		Martin JEFFS	GBR	Caterham Academy 1600cc	10	17:54.540	1:11.883	11.448	64.99	1:45.056	10
13	15		Dean CARR	GBR	Caterham Academy 1600cc	10	17:55.470	1:12.813	0.930	64.93	1:44.376	10
14	21		Tim ROWBOTTOM	GBR	Caterham Academy 1600cc	10	17:56.082	1:13.425	0.612	64.90	1:44.583	7
15	4		Mark SAUNDERS	GBR	Caterham Academy 1600cc	10	17:58.954	1:16.297	2.872	64.72	1:45.673	9
16	52		Osman YUSUF		Caterham Academy 1600cc	10	18:21.307	1:38.650	22.353	63.41	1:46.604	6

FASTEST LAP

32	Lee WIGGINS	GBR	Caterham Academy 1600cc	6	1:38.980	70.55 mph	113.55 kph
----	--------------------	-----	-------------------------	---	----------	-----------	------------

Weather / Track : Bright / Dry

These results are provisional until the conclusion of any judicial and technical matters.

Rockingham International
Circuit Length = 1.9400 miles
Start: 13:15 End: 13:34

Clerk of Course :		Timekeeper :
-------------------	--	--------------

Caterham Academy
ROUND 3 - SECTOR ANALYSIS

2	James MACLACHLAN				Caterham Academy 1600cc										
1 -	76.4	26.740	83.9	19.961	87.8	1:47.326	6 -	53.050	78.7	26.621	83.9	20.380	85.3	1:40.051	
2 -	53.661	82.6	26.999	83.6	20.405	85.9	1:41.065	7 -	53.133	81.8	26.468	84.0	20.337	85.3	1:39.938
3 -	53.193	81.8	26.909	82.8	20.626	85.6	1:40.728	8 -	52.899	82.0	26.484	84.1	20.276	85.6	1:39.659
4 -	53.624	81.5	26.699	83.8	20.322	85.8	1:40.645	9 -	53.086	82.4	26.605	83.7	20.312	84.8	1:40.003
5 -	53.101	82.0	26.566	83.8	20.267	86.9	1:39.934	10 -	52.980	80.3	26.662	83.6	20.322	84.1	1:39.964
3	John REID				Caterham Academy 1600cc										
1 -	78.2	28.632	81.1	20.948	87.7	1:55.301	6 -	55.286	78.5	27.803	83.8	20.829	88.4	1:43.918	
2 -	54.382	79.0	27.703	83.5	21.052	87.2	1:43.137	7 -	54.538	76.3	27.506	82.6	20.545	87.3	1:42.589
3 -	54.262	80.2	27.529	83.7	20.942	89.0	1:42.733	8 -	54.922	79.0	29.544	83.3	20.869	87.7	1:45.335
4 -	54.932	76.9	28.278	83.1	20.938	88.1	1:44.148	9 -	54.825	76.6	27.631	83.7	20.721	88.5	1:43.177
5 -	55.293	79.2	27.888	83.4	20.604	89.1	1:43.785	10 -	1:00.679	78.2	28.078	82.6	21.614	84.7	1:50.371
4	Mark SAUNDERS				Caterham Academy 1600cc										
1 -	75.6	28.566	80.6	22.004	83.6	2:00.050	6 -	56.766	77.7	28.412	81.1	21.247	83.1	1:46.425	
2 -	57.097	77.0	28.414	80.9	21.035	84.2	1:46.546	7 -	57.075	77.2	28.315	81.4	21.211	84.4	1:46.601
3 -	57.588	77.7	28.507	81.4	21.205	82.8	1:47.300	8 -	55.942	78.4	28.476	79.3	21.603	84.1	1:46.021
4 -	57.394	75.4	29.206	81.1	21.174	83.8	1:47.774	9 -	56.662	78.2	28.129	80.6	20.882	83.2	1:45.673
5 -	56.423	77.2	28.515	79.8	21.309	83.7	1:46.247	10 -	56.333	76.4	28.459	80.6	21.525	84.1	1:46.317
5	Gary BURKE				Caterham Academy 1600cc										
1 -	71.8	28.209	79.0	21.452	87.8	1:56.829	6 -	54.563	76.5	27.284	82.0	20.704	86.0	1:42.551	
2 -	55.741	77.6	28.349	82.0	21.474	85.7	1:45.564	7 -	54.792	76.7	27.418	81.7	20.487	86.4	1:42.697
3 -	55.550	76.5	27.435	82.2	21.137	85.4	1:44.122	8 -	55.529	77.0	27.599	81.8	21.172	85.7	1:44.300
4 -	55.714	77.5	27.377	82.5	21.027	86.3	1:44.118	9 -	56.876	78.7	27.027	82.7	20.683	87.4	1:44.586
5 -	57.052	75.0	27.407	82.1	20.911	87.3	1:45.370	10 -	55.810	78.4	27.421	83.4	22.586	85.8	1:45.817
15	Dean CARR				Caterham Academy 1600cc										
1 -	75.8	28.791	82.5	21.945	86.1	1:59.222	6 -	56.302	76.9	28.587	82.4	21.020	85.1	1:45.909	
2 -	56.476	75.6	28.378	83.1	21.370	86.5	1:46.224	7 -	56.972	74.2	29.262	83.2	21.145	86.7	1:47.379
3 -	57.042	75.6	28.302	82.8	21.242	84.9	1:46.586	8 -	56.588	75.5	29.324	82.0	21.366	86.1	1:47.278
4 -	56.871	75.9	28.571	80.7	21.279	85.1	1:46.721	9 -	55.918	75.5	27.973	82.5	20.978	86.3	1:44.869
5 -	56.256	76.2	29.411	81.5	21.239	86.1	1:46.906	10 -	55.488	78.3	27.977	82.5	20.911	85.1	1:44.376
20	Steve DAY				Caterham Academy 1600cc										
1 -	78.2	27.979	82.6	20.173	88.5	1:51.511	6 -	53.772	79.9	26.779	84.3	20.204	88.2	1:40.755	
2 -	54.525	69.7	26.984	82.6	20.144	86.9	1:41.653	7 -	53.370	82.1	26.855	84.1	20.453	88.1	1:40.678
3 -	53.032	81.0	26.787	82.1	20.289	86.6	1:40.108	8 -	1:05.048	81.5	26.861	82.2	20.145	86.3	1:52.054
4 -	52.585	83.1	26.712	82.3	20.213	87.8	1:39.510	9 -	53.108	81.9	26.716	82.1	20.682	85.8	1:40.506
5 -	52.574	82.7	26.706	82.8	20.221	88.5	1:39.501	10 -	52.804	81.7	26.921	81.7	20.367	84.4	1:40.092
21	Tim ROWBOTTOM				Caterham Academy 1600cc										
1 -	76.2	29.361	77.9	22.589	86.1	2:02.341	6 -	55.907	79.4	28.462	81.1	21.301	86.7	1:45.670	
2 -	57.342	78.4	28.944	79.1	22.229	84.6	1:48.515	7 -	55.142	77.4	28.248	82.1	21.193	87.2	1:44.583
3 -	57.267	78.2	28.507	80.8	21.857	84.3	1:47.631	8 -	55.996	79.6	28.001	81.5	21.428	85.5	1:45.425
4 -	56.335	76.3	28.306	80.4	21.393	85.3	1:46.034	9 -	55.467	79.0	27.899	81.7	21.320	86.8	1:44.686
5 -	55.950	77.8	27.852	80.3	21.128	86.7	1:44.930	10 -	56.141	80.3	29.064	81.8	21.062	86.4	1:46.267
24	Martin JEFFS				Caterham Academy 1600cc										
1 -	77.4	28.672	81.1	21.946	83.8	1:56.799	6 -	55.686	75.7	28.094	82.3	21.687	83.7	1:45.467	
2 -	56.579	74.4	28.792	80.9	23.179	81.3	1:48.550	7 -	56.095	74.4	27.997	81.0	21.752	83.1	1:45.844
3 -	57.468	74.2	28.647	81.0	21.930	82.7	1:48.045	8 -	55.819	74.4	28.050	79.4	21.677	82.3	1:45.546
4 -	56.167	75.7	28.776	80.7	21.498	83.7	1:46.441	9 -	55.912	76.8	28.057	80.1	21.478	82.7	1:45.447
5 -	56.766	76.3	28.729	80.0	21.850	82.5	1:47.345	10 -	55.684	76.3	27.898	79.1	21.474	81.9	1:45.056
32	Lee WIGGINS				Caterham Academy 1600cc										
1 -	80.0	26.799	82.5	20.141	86.3	1:46.918	6 -	52.655	81.4	26.436	82.6	19.889	86.6	1:38.980	
2 -	53.693	81.0	26.513	83.0	20.133	86.5	1:40.339	7 -	52.739	81.4	26.642	83.0	19.912	86.7	1:39.293
3 -	53.212	80.8	26.583	82.7	20.095	86.0	1:39.890	8 -	52.733	81.8	26.602	83.3	19.987	86.0	1:39.322
4 -	53.114	81.0	26.870	82.6	19.970	86.9	1:39.954	9 -	52.619	80.9	26.630	82.7	20.030	86.3	1:39.279
5 -	53.107	80.4	26.577	83.0	19.853	87.3	1:39.537	10 -	52.431	81.9	26.669	82.6	20.045	86.5	1:39.145

Rockingham International
Circuit Length = 1.9400 miles
Start: 13:15 End: 13:34

Weather / Track : Bright / Dry

Caterham Academy
ROUND 3 - SECTOR ANALYSIS

37	William LEES		Caterham Academy 1600cc												
1 -	81.2	27.701	83.2	21.035	89.1	1:53.673	6 -	55.954	78.6	27.563	83.1	20.860	87.5	1:44.377	
2 -	1:00.012	78.8	28.444	82.3	22.205	86.3	1:50.661	7 -	54.369	80.1	27.712	82.8	20.678	86.9	1:42.759
3 -	54.617	81.5	27.754	82.8	21.050	86.8	1:43.421	8 -	55.179	79.4	27.962	82.5	21.067	88.0	1:44.208
4 -	54.814	79.2	27.472	83.0	21.178	87.7	1:43.464	9 -	54.584	81.6	27.398	82.6	20.667	85.8	1:42.649
5 -	54.197	81.4	27.435	82.3	22.063	82.5	1:43.695	10 -	56.480	80.1	27.831	83.6	22.808	86.9	1:47.119
45	Jeremy SHIPLEY		Caterham Academy 1600cc												
1 -	79.6	27.411	77.3	21.364	85.3	1:53.146	6 -	55.175	80.0	27.935	82.0	21.019	84.5	1:44.129	
2 -	54.668	79.9	27.639	80.5	21.275	85.2	1:43.582	7 -	54.976	80.0	27.451	81.7	20.833	86.9	1:43.260
3 -	55.302	81.7	27.542	82.1	21.249	84.8	1:44.093	8 -	54.576	81.4	33.747	79.7	21.312	85.7	1:49.635
4 -	54.984	78.1	27.840	81.8	21.354	85.3	1:44.178	9 -	55.567	80.8	27.225	82.3	20.789	86.1	1:43.581
5 -	55.182	78.8	27.800	81.4	20.830	85.7	1:43.812	10 -	55.631	78.8	27.775	80.9	22.071	86.7	1:45.477
52	Osman YUSUF		Caterham Academy 1600cc												
1 -	74.2	29.381	79.5	22.735	83.4	2:02.016	6 -	56.529	78.7	28.542	80.1	21.533	83.6	1:46.604	
2 -	57.303	75.7	29.029	79.0	22.210	83.2	1:48.542	7 -	56.907	75.6	28.274	80.1	21.499	84.1	1:46.680
3 -	57.360	76.7	29.515	81.3	21.940	83.8	1:48.815	8 -	56.176	77.8	28.253	80.1	25.854	80.1	1:50.283
4 -	57.965	75.4	28.833	79.0	21.579	83.2	1:48.377	9 -	59.565	75.3	28.902	77.2	22.833	80.8	1:51.300
5 -	56.649	77.4	28.606	79.8	21.887	83.4	1:47.142	10 -	59.048	69.8	29.453	78.3	23.047	79.8	1:51.548
57	Fergus RYAN		Caterham Academy 1600cc												
1 -		81.1	21.337	85.1	2:07.968	6 -	55.226	80.4	27.435	82.4	21.286	86.1	1:43.947		
2 -	55.008	79.6	27.128	82.8	21.617	86.8	1:43.753	7 -	54.210	80.6	27.314	82.3	21.184	85.7	1:42.708
3 -	54.803	80.9	27.480	82.8	21.706	84.9	1:43.989	8 -	54.064	73.7	27.631	82.0	20.987	85.6	1:42.682
4 -	55.627	78.8	27.702	83.6	21.018	87.6	1:44.347	9 -	57.127	79.6	27.349	81.7	21.504	85.8	1:45.980
5 -	55.077	79.2	27.956	81.0	21.276	85.5	1:44.309	10 -	54.990	79.0	27.552	82.2	20.867	85.3	1:43.409
59	Iain FORSYTH		Caterham Academy 1600cc												
1 -	78.9	26.899	82.6	20.239	85.4	1:50.228	6 -	53.853	80.9	26.822	82.7	20.318	84.6	1:40.993	
2 -	53.377	82.2	26.708	82.1	20.534	85.4	1:40.619	7 -	53.169	80.9	27.023	82.2	20.442	84.5	1:40.634
3 -	53.248	82.2	26.947	81.8	20.513	84.2	1:40.708	8 -	54.009	79.9	26.962	82.0	20.551	84.2	1:41.522
4 -	53.558	82.2	26.564	82.7	20.315	85.9	1:40.437	9 -	53.618	81.2	27.099	81.7	20.591	83.9	1:41.308
5 -	52.892	82.1	26.680	82.2	20.338	85.7	1:39.910	10 -	53.616	80.6	27.316	82.0	20.720	83.6	1:41.652
68	David ORCHIN		Caterham Academy 1600cc												
1 -	77.2	27.514	83.3	20.772	85.4	1:51.468	6 -	54.753	78.7	27.665	82.4	20.843	85.7	1:43.261	
2 -	55.185	76.7	27.335	82.8	20.944	86.0	1:43.464	7 -	54.397	79.8	27.437	82.3	20.884	84.6	1:42.718
3 -	54.430	80.2	26.974	83.0	20.810	85.6	1:42.214	8 -	54.387	78.3	27.416	82.4	20.882	85.2	1:42.685
4 -	54.167	80.7	27.319	82.5	21.104	85.3	1:42.590	9 -	54.950	77.7	27.403	82.2	21.001	84.9	1:43.354
5 -	54.429	79.2	27.297	82.4	20.781	84.6	1:42.507	10 -	54.652	78.4	27.594	82.5	20.886	84.4	1:43.132
88	Chris LAY		Caterham Academy 1600cc												
1 -	78.3	27.672	81.1	21.122	84.9	1:52.636	6 -	55.170	78.5	27.453	81.2	21.346	84.5	1:43.969	
2 -	54.691	78.0	27.949	80.4	21.101	84.5	1:43.741	7 -	54.574	77.9	27.691	81.1	21.105	84.2	1:43.370
3 -	55.034	80.1	27.147	81.2	21.271	84.0	1:43.452	8 -	55.135	76.7	28.636	81.8	21.411	84.6	1:45.182
4 -	54.853	79.1	28.315	79.8	21.144	84.1	1:44.312	9 -	55.207	77.3	27.215	81.8	21.312	84.5	1:43.734
5 -	54.642	78.2	27.522	81.5	21.431	84.2	1:43.595	10 -	55.926	76.7	27.453	80.5	21.616	84.3	1:44.995

Rockingham International
Circuit Length = 1.9400 miles
Start: 13:15 End: 13:34

Weather / Track : Bright / Dry

Caterham Academy
ROUND 3 - SPEED TRAPS

SECTOR 1				SECTOR 2			FINISH LINE			
POS	NO	NAME	MPH	NO	NAME	MPH	NO	NAME	MPH	
1	20	Steve DAY	83.1	20	Steve DAY	84.3	3	John REID	89.1	
2	2	James MACLACHLAN	82.6	2	James MACLACHLAN	84.1	37	William LEES	89.1	
3	59	Iain FORSYTH	82.2	3	John REID	83.8	20	Steve DAY	88.5	
4	32	Lee WIGGINS	81.9	37	William LEES	83.6	2	James MACLACHLAN	87.8	
5	45	Jeremy SHIPLEY	81.7	57	Fergus RYAN	83.6	5	Gary BURKE	87.8	
6	37	William LEES	81.6	5	Gary BURKE	83.4	57	Fergus RYAN	87.6	
7	57	Fergus RYAN	80.9	32	Lee WIGGINS	83.3	32	Lee WIGGINS	87.3	
8	68	David ORCHIN	80.7	68	David ORCHIN	83.3	21	Tim ROWBOTTOM	87.2	
9	21	Tim ROWBOTTOM	80.3	15	Dean CARR	83.2	45	Jeremy SHIPLEY	86.9	
10	3	John REID	80.2	59	Iain FORSYTH	82.7	15	Dean CARR	86.7	
11	88	Chris LAY	80.1	24	Martin JEFFS	82.3	68	David ORCHIN	86.0	
12	5	Gary BURKE	78.7	45	Jeremy SHIPLEY	82.3	59	Iain FORSYTH	85.9	
13	52	Osman YUSUF	78.7	21	Tim ROWBOTTOM	82.1	88	Chris LAY	84.9	
14	4	Mark SAUNDERS	78.4	88	Chris LAY	81.8	4	Mark SAUNDERS	84.4	
15	15	Dean CARR	78.3	4	Mark SAUNDERS	81.4	52	Osman YUSUF	84.1	
16	24	Martin JEFFS	77.4	52	Osman YUSUF	81.3	24	Martin JEFFS	83.8	

Caterham Academy
ROUND 3 - BEST SECTOR TIMES

SECTOR 1			SECTOR 2			SECTOR 3			IDEAL / BEST COMPARISON						
POS	NO	NAME	TIME	NO	NAME	TIME	NO	NAME	TIME	POS	NO	NAME	IDEAL	BEST	DIFF
1	32	WIGGINS	52.431	32	WIGGINS	26.436	32	WIGGINS	19.853	1	32	WIGGINS	1:38.720	1:38.980	0.260
2	20	DAY	52.574	2	MACLACHLAN	26.468	2	MACLACHLAN	19.961	2	2	MACLACHLAN	1:39.328	1:39.659	0.331
3	59	FORSYTH	52.892	59	FORSYTH	26.564	20	DAY	20.144	3	20	DAY	1:39.424	1:39.501	0.077
4	2	MACLACHLAN	52.899	20	DAY	26.706	59	FORSYTH	20.239	4	59	FORSYTH	1:39.695	1:39.910	0.215
5	57	RYAN	54.064	68	ORCHIN	26.974	5	BURKE	20.487	5	68	ORCHIN	1:41.913	1:42.214	0.301
6	68	ORCHIN	54.167	5	BURKE	27.027	3	REID	20.545	6	57	RYAN	1:42.059	1:42.682	0.623
7	37	LEES	54.197	57	RYAN	27.128	37	LEES	20.667	7	5	BURKE	1:42.077	1:42.551	0.474
8	3	REID	54.262	88	LAY	27.147	68	ORCHIN	20.772	8	37	LEES	1:42.262	1:42.649	0.387
9	5	BURKE	54.563	45	SHIPLEY	27.225	45	SHIPLEY	20.789	9	3	REID	1:42.313	1:42.589	0.276
10	88	LAY	54.574	37	LEES	27.398	57	RYAN	20.867	10	45	SHIPLEY	1:42.590	1:43.260	0.670
11	45	SHIPLEY	54.576	3	REID	27.506	4	SAUNDERS	20.882	11	88	LAY	1:42.822	1:43.370	0.548
12	21	ROWBOTTOM	55.142	21	ROWBOTTOM	27.852	15	CARR	20.911	12	21	ROWBOTTOM	1:44.056	1:44.583	0.527
13	15	CARR	55.488	24	JEFFS	27.898	21	ROWBOTTOM	21.062	13	15	CARR	1:44.372	1:44.376	0.004
14	24	JEFFS	55.684	15	CARR	27.973	88	LAY	21.101	14	4	SAUNDERS	1:44.953	1:45.673	0.720
15	4	SAUNDERS	55.942	4	SAUNDERS	28.129	24	JEFFS	21.474	15	24	JEFFS	1:45.056	1:45.056	0.000
16	52	YUSUF	56.176	52	YUSUF	28.253	52	YUSUF	21.499	16	52	YUSUF	1:45.928	1:46.604	0.676
												Perfect Lap	1:38.720		

Caterham Academy
ROUND 3 - LAP CHART

Lap 1			Lap 2			Lap 3			Lap 4			Lap 5		
No	Behind	Laptime	No	Behind	Laptime	No	Behind	Laptime	No	Behind	Laptime	No	Behind	Laptime
32		1:46.918	32		1:40.339	32		1:39.890	32		1:39.954	32		1:39.537
2	0.408	1:47.326	2	1.134	1:41.065	2	1.972	1:40.728	2	2.663	1:40.645	2	3.060	1:39.934
59	3.310	1:50.228	59	3.590	1:40.619	59	4.408	1:40.708	59	4.891	1:40.437	59	5.264	1:39.910
68	4.550	1:51.468	20	5.907	1:41.653	20	6.125	1:40.108	20	5.681	1:39.510	20	5.645	1:39.501
20	4.593	1:51.511	68	7.675	1:43.464	68	9.999	1:42.214	68	12.635	1:42.590	68	15.605	1:42.507
88	5.718	1:52.636	88	9.120	1:43.741	88	12.682	1:43.452	88	17.040	1:44.312	88	21.098	1:43.595
45	6.228	1:53.146	45	9.471	1:43.582	45	13.674	1:44.093	45	17.898	1:44.178	45	22.173	1:43.812
37	6.755	1:53.673	3	11.181	1:43.137	3	14.024	1:42.733	3	18.218	1:44.148	3	22.466	1:43.785
3	8.383	1:55.301	5	15.136	1:45.564	5	19.368	1:44.122	5	23.532	1:44.118	37	28.276	1:43.695
24	9.881	1:56.799	37	17.077	1:50.661	37	20.608	1:43.421	37	24.118	1:43.464	5	29.365	1:45.370
5	9.911	1:56.829	24	18.092	1:48.550	15	24.885	1:46.586	15	31.652	1:46.721	57	37.728	1:44.309
15	12.304	1:59.222	15	18.189	1:46.224	24	26.247	1:48.045	24	32.734	1:46.441	15	39.021	1:46.906
4	13.132	2:00.050	4	19.339	1:46.546	4	26.749	1:47.300	57	32.956	1:44.347	24	40.542	1:47.345
52	15.098	2:02.016	52	23.301	1:48.542	57	28.563	1:43.989	4	34.569	1:47.774	4	41.279	1:46.247
21	15.423	2:02.341	21	23.599	1:48.515	21	31.340	1:47.631	21	37.420	1:46.034	21	42.813	1:44.930
57	21.050	2:07.968	57	24.464	1:43.753	52	32.226	1:48.815	52	40.649	1:48.377	52	48.254	1:47.142

Caterham Academy
ROUND 3 - LAP CHART

Lap 6			Lap 7			Lap 8			Lap 9			Lap 10		
No	Behind	Laptime	No	Behind	Laptime	No	Behind	Laptime	No	Behind	Laptime	No	Behind	Laptime
32		1:38.980	32		1:39.293	32		1:39.322	32		1:39.279	32		1:39.145
2	4.131	1:40.051	2	4.776	1:39.938	2	5.113	1:39.659	2	5.837	1:40.003	2	6.656	1:39.964
59	7.277	1:40.993	59	8.618	1:40.634	59	10.818	1:41.522	59	12.847	1:41.308	59	15.354	1:41.652
20	7.420	1:40.755	20	8.805	1:40.678	20	21.537	1:52.054	20	22.764	1:40.506	20	23.711	1:40.092
68	19.886	1:43.261	68	23.311	1:42.718	68	26.674	1:42.685	68	30.749	1:43.354	68	34.736	1:43.132
88	26.087	1:43.969	88	30.164	1:43.370	88	36.024	1:45.182	88	40.479	1:43.734	88	46.329	1:44.995
45	27.322	1:44.129	3	30.700	1:42.589	3	36.713	1:45.335	3	40.611	1:43.177	3	51.837	1:50.371
3	27.404	1:43.918	45	31.289	1:43.260	5	41.318	1:44.300	37	45.395	1:42.649	45	52.236	1:45.477
5	32.936	1:42.551	5	36.340	1:42.697	45	41.602	1:49.635	45	45.904	1:43.581	5	53.297	1:45.817
37	33.673	1:44.377	37	37.139	1:42.759	37	42.025	1:44.208	5	46.625	1:44.586	37	53.369	1:47.119
57	42.695	1:43.947	57	46.110	1:42.708	57	49.470	1:42.682	57	56.171	1:45.980	57	1:00.435	1:43.409
15	45.950	1:45.909	24	53.580	1:45.844	24	59.804	1:45.546	24	1:05.972	1:45.447	24	1:11.883	1:45.056
24	47.029	1:45.467	15	54.036	1:47.379	21	1:00.896	1:45.425	21	1:06.303	1:44.686	15	1:12.813	1:44.376
4	48.724	1:46.425	21	54.793	1:44.583	15	1:01.992	1:47.278	15	1:07.582	1:44.869	21	1:13.425	1:46.267
21	49.503	1:45.670	4	56.032	1:46.601	4	1:02.731	1:46.021	4	1:09.125	1:45.673	4	1:16.297	1:46.317
52	55.878	1:46.604	52	1:03.265	1:46.680	52	1:14.226	1:50.283	52	1:26.247	1:51.300	52	1:38.650	1:51.548

Caterham Academy

ROUND 3 - POSITION CHART

No	Name	Laps Pos	1	2	3	4	5	6	7	8	9	10
			32	Lee WIGGINS	1	32	32	32	32	32	32	32
2	James MACLACHLAN	2	2	2	2	2	2	2	2	2	2	2
59	Iain FORSYTH	3	59	59	59	59	59	59	59	59	59	59
68	David ORCHIN	4	68	20	20	20	20	20	20	20	20	20
20	Steve DAY	5	20	68	68	68	68	68	68	68	68	68
88	Chris LAY	6	88	88	88	88	88	88	88	88	88	88
45	Jeremy SHIPLEY	7	45	45	45	45	45	45	3	3	3	3
37	William LEES	8	37	3	3	3	3	3	45	5	37	45
3	John REID	9	3	5	5	5	37	5	5	45	45	5
24	Martin JEFFS	10	24	37	37	37	5	37	37	37	5	37
5	Gary BURKE	11	5	24	15	15	57	57	57	57	57	57
15	Dean CARR	12	15	15	24	24	15	15	24	24	24	24
4	Mark SAUNDERS	13	4	4	4	57	24	24	15	21	21	15
52	Osman YUSUF	14	52	52	57	4	4	4	21	15	15	21
21	Tim ROWBOTTOM	15	21	21	21	21	21	21	4	4	4	4
57	Fergus RYAN	16	57	57	52	52	52	52	52	52	52	52

2009 ELF Renault Clio Winter Cup with Michelin ROUND 2 - CLASSIFICATION



POS	NO	CL	NAME	NAT	ENTRY	LAPS	TIME	GAP	DIFF	MPH	BEST	ON
1	44		Sam TORDOFF	GBR	Total Control Racing	12	18:23.065			75.97	1:30.817	8
2	23		Daniel LLOYD	GBR	Total Control Racing	12	18:23.725	0.660	0.660	75.93	1:30.462	6
3	16		James COLBURN	GBR	Westbourne Motorsport	12	18:25.504	2.439	1.779	75.80	1:30.845	6
4	22		Paul PLANT	GBR	Stancombe Vehicle Engineering	12	18:39.458	16.393	13.954	74.86	1:32.037	6
5	21		Darren WILSON	GBR	20Ten Racing	12	18:39.912	16.847	0.454	74.83	1:31.373	7
6	2		Luke CAUDLE	GBR	Team Pyro	12	18:45.049	21.984	5.137	74.49	1:32.439	4
7	1		Matthew MUNSON	GBR	Stancombe Vehicle Engineering	12	19:15.138	52.073	30.089	72.55	1:33.874	12

FASTEST LAP

23	Daniel LLOYD	GBR	Total Control Racing	6	1:30.462	77.20 mph	124.24 kph
----	---------------------	-----	----------------------	---	----------	-----------	------------

Weather / Track : Bright / Dry

These results are provisional until the conclusion of any judicial and technical matters.

Rockingham International
Circuit Length = 1.9400 miles
Start: 13:43 End: 14:02

Clerk of Course :

Timekeeper :



2009 ELF Renault Clio Winter Cup with Michelin

ROUND 2 - SECTOR ANALYSIS

1	Matthew MUNSON					Stancombe Vehicle Engineering									
1 -	87.7	26.426	87.2	19.654	93.1	1:46.072	7 -	50.219	90.1	25.597	88.5	19.449	91.9	1:35.265	
2 -	50.811	89.6	25.767	88.4	19.460	93.9	1:36.038	8 -	50.612	89.0	25.672	89.0	19.459	93.3	1:35.743
3 -	50.443	89.4	25.677	88.5	19.307	93.3	1:35.427	9 -	50.237	89.7	25.549	87.8	19.011	94.2	1:34.797
4 -	50.588	89.0	26.660	82.8	19.461	94.2	1:36.709	10 -	50.919	90.1	25.466	89.0	19.243	94.0	1:35.628
5 -	50.582	89.8	25.515	88.3	19.428	94.1	1:35.525	11 -	50.172	90.6	25.522	88.8	19.094	94.0	1:34.788
6 -	49.902	90.1	25.686	88.7	19.684	93.1	1:35.272	12 -	49.466	90.8	25.235	89.0	19.173	93.9	1:33.874
2	Luke CAUDLE					Team Pyro									
1 -	90.0	25.088	88.9	19.017	94.4	1:42.282	7 -	48.678	90.6	24.883	87.7	18.960	94.0	1:32.521	
2 -	49.321	90.8	24.879	88.7	18.976	94.6	1:33.176	8 -	48.720	90.9	24.974	88.4	19.040	94.4	1:32.734
3 -	48.915	90.6	24.808	88.3	18.936	94.4	1:32.659	9 -	48.908	90.4	25.067	88.0	18.985	94.1	1:32.960
4 -	48.731	90.9	24.945	88.0	18.763	94.2	1:32.439	10 -	49.037	90.1	24.947	88.3	19.031	94.0	1:33.015
5 -	49.055	90.3	25.040	88.5	19.067	93.9	1:33.162	11 -	48.903	89.6	25.084	88.3	19.088	93.9	1:33.075
6 -	48.742	90.3	25.960	88.0	18.925	94.5	1:33.627	12 -	49.149	90.2	25.124	87.7	19.126	93.9	1:33.399
16	James COLBURN					Westbourne Motorsport									
1 -	89.6	24.907	88.9	18.957	94.6	1:40.487	7 -	47.774	90.4	24.575	88.9	18.811	94.4	1:31.160	
2 -	48.856	89.7	24.602	88.5	18.760	94.6	1:32.218	8 -	48.002	91.3	24.514	88.9	18.712	94.5	1:31.228
3 -	48.790	90.9	24.807	88.8	18.806	95.1	1:32.403	9 -	48.044	90.9	24.468	89.0	18.601	94.8	1:31.113
4 -	48.225	90.7	24.538	88.8	18.756	95.2	1:31.519	10 -	47.921	90.7	24.540	88.9	18.645	95.1	1:31.106
5 -	47.985	91.1	24.444	88.8	18.578	95.2	1:31.007	11 -	47.953	90.7	24.586	89.1	18.596	94.4	1:31.135
6 -	47.752	90.9	24.394	89.0	18.699	95.1	1:30.845	12 -	48.170	90.3	24.526	89.4	18.587	94.5	1:31.283
21	Darren WILSON					20Ten Racing									
1 -	88.8	25.063	88.7	19.275	93.9	1:43.001	7 -	48.260	88.9	24.402	88.3	18.711	93.5	1:31.373	
2 -	49.267	89.6	24.775	88.5	19.134	94.5	1:33.176	8 -	48.361	89.6	24.590	89.4	18.724	94.0	1:31.675
3 -	48.815	90.1	24.797	88.0	19.088	94.1	1:32.700	9 -	48.313	90.8	24.878	88.3	18.806	94.1	1:31.997
4 -	48.482	91.2	24.837	88.5	18.921	94.6	1:32.240	10 -	48.711	89.6	24.904	88.3	18.669	94.4	1:32.284
5 -	48.954	90.6	25.113	87.7	19.052	94.4	1:33.119	11 -	48.579	91.2	25.162	89.0	19.123	93.7	1:32.864
6 -	48.697	90.7	25.201	88.5	18.901	93.6	1:32.799	12 -	48.678	90.7	25.127	88.2	18.879	93.9	1:32.684
22	Paul PLANT					Stancombe Vehicle Engineering									
1 -	89.6	24.960	88.9	19.020	94.6	1:41.509	7 -	48.794	88.9	24.794	88.7	18.751	94.1	1:32.339	
2 -	49.627	88.8	24.809	88.4	18.931	94.2	1:33.367	8 -	48.691	89.7	24.863	88.7	18.823	94.2	1:32.377
3 -	49.096	88.8	24.565	88.3	18.798	94.2	1:32.459	9 -	48.830	90.0	24.918	88.5	18.736	94.4	1:32.484
4 -	48.504	90.0	24.899	87.8	18.690	94.2	1:32.093	10 -	48.954	89.1	24.791	88.5	18.790	94.2	1:32.535
5 -	48.759	90.4	25.105	88.5	18.930	94.2	1:32.794	11 -	48.584	90.0	25.224	88.3	18.995	93.9	1:32.803
6 -	48.489	89.2	24.696	88.5	18.852	94.5	1:32.037	12 -	48.778	89.5	24.922	88.4	18.961	93.5	1:32.661
23	Daniel LLOYD					Total Control Racing									
1 -	90.3	24.903	88.4	18.890	93.5	1:39.594	7 -	47.835	91.1	24.603	89.1	18.801	94.4	1:31.239	
2 -	48.593	90.9	24.658	88.4	18.742	93.6	1:31.993	8 -	47.731	91.9	24.450	89.0	18.719	94.1	1:30.900
3 -	49.648	91.2	24.712	88.8	18.721	94.0	1:33.081	9 -	47.681	91.8	24.535	89.4	18.558	94.4	1:30.774
4 -	48.024	91.4	24.606	89.0	18.642	94.1	1:31.272	10 -	47.997	91.6	24.452	89.4	18.656	94.4	1:31.105
5 -	47.908	91.4	24.404	88.9	18.605	94.1	1:30.917	11 -	47.716	91.2	24.613	89.1	18.613	94.4	1:30.942
6 -	47.529	91.6	24.380	89.0	18.553	94.2	1:30.462	12 -	47.883	91.4	24.684	89.1	18.879	93.5	1:31.446
44	Sam TORDOFF					Total Control Racing									
1 -	91.1	24.910	89.2	18.815	94.6	1:39.777	7 -	48.224	88.2	24.645	88.5	18.742	94.5	1:31.611	
2 -	48.796	90.9	24.561	89.5	18.739	94.6	1:32.096	8 -	47.759	91.3	24.451	89.2	18.607	94.2	1:30.817
3 -	48.785	90.3	24.630	88.7	18.507	94.2	1:31.922	9 -	47.759	91.6	24.479	89.0	18.625	94.8	1:30.863
4 -	47.897	91.4	24.395	89.0	18.630	94.5	1:30.922	10 -	47.833	90.6	24.482	89.2	18.734	94.9	1:31.049
5 -	47.857	91.1	24.407	88.9	18.633	94.6	1:30.897	11 -	47.838	91.1	24.614	89.0	18.576	94.2	1:31.028
6 -	47.882	90.8	24.381	88.8	18.565	94.6	1:30.828	12 -	47.963	90.6	24.641	89.0	18.651	94.0	1:31.255

Rockingham International
Circuit Length = 1.9400 miles
Start: 13:43 End: 14:02

Weather / Track : Bright / Dry

**2009 ELF Renault Clio Winter Cup with Michelin
ROUND 2 - SPEED TRAPS**

SECTOR 1				SECTOR 2			FINISH LINE			
POS	NO	NAME	MPH	NO	NAME	MPH	NO	NAME	MPH	
1	23	Daniel LLOYD	91.9	44	Sam TORDOFF	89.5	16	James COLBURN	95.2	
2	44	Sam TORDOFF	91.6	16	James COLBURN	89.4	44	Sam TORDOFF	94.9	
3	16	James COLBURN	91.3	21	Darren WILSON	89.4	2	Luke CAUDLE	94.6	
4	21	Darren WILSON	91.2	23	Daniel LLOYD	89.4	21	Darren WILSON	94.6	
5	2	Luke CAUDLE	90.9	1	Matthew MUNSON	89.0	22	Paul PLANT	94.6	
6	1	Matthew MUNSON	90.8	2	Luke CAUDLE	88.9	23	Daniel LLOYD	94.4	
7	22	Paul PLANT	90.4	22	Paul PLANT	88.9	1	Matthew MUNSON	94.2	

Weather / Track : Bright / Dry

www.tsl-timing.com

Rockingham International
Circuit Length = 1.9400 miles
Start: 13:43 End: 14:02

Printed - 14.03 Saturday, 07 November 2009

2009 ELF Renault Clio Winter Cup with Michelin
ROUND 2 - BEST SECTOR TIMES

SECTOR 1			SECTOR 2			SECTOR 3			IDEAL / BEST COMPARISON						
POS	NO	NAME	TIME	NO	NAME	TIME	NO	NAME	TIME	POS	NO	NAME	IDEAL	BEST	DIFF
1	23	LLOYD	47.529	23	LLOYD	24.380	44	TORDOFF	18.507	1	23	LLOYD	1:30.462	1:30.462	0.000
2	16	COLBURN	47.752	44	TORDOFF	24.381	23	LLOYD	18.553	2	44	TORDOFF	1:30.647	1:30.817	0.170
3	44	TORDOFF	47.759	16	COLBURN	24.394	16	COLBURN	18.578	3	16	COLBURN	1:30.724	1:30.845	0.121
4	21	WILSON	48.260	21	WILSON	24.402	21	WILSON	18.669	4	21	WILSON	1:31.331	1:31.373	0.042
5	22	PLANT	48.489	22	PLANT	24.565	22	PLANT	18.690	5	22	PLANT	1:31.744	1:32.037	0.293
6	2	CAUDLE	48.678	2	CAUDLE	24.808	2	CAUDLE	18.763	6	2	CAUDLE	1:32.249	1:32.439	0.190
7	1	MUNSON	49.466	1	MUNSON	25.235	1	MUNSON	19.011	7	1	MUNSON	1:33.712	1:33.874	0.162
												Perfect Lap		1:30.416	

2009 ELF Renault Clio Winter Cup with Michelin
ROUND 2 - LAP CHART

Lap 1			Lap 2			Lap 3			Lap 4			Lap 5		
No	Behind	Laptime	No	Behind	Laptime	No	Behind	Laptime	No	Behind	Laptime	No	Behind	Laptime
23		1:39.594	23		1:31.993	44		1:31.922	44		1:30.922	44		1:30.897
44	0.183	1:39.777	44	0.286	1:32.096	23	0.873	1:33.081	23	1.223	1:31.272	23	1.243	1:30.917
16	0.893	1:40.487	16	1.118	1:32.218	16	1.313	1:32.403	16	1.910	1:31.519	16	2.020	1:31.007
22	1.915	1:41.509	22	3.289	1:33.367	22	3.540	1:32.459	22	4.711	1:32.093	22	6.608	1:32.794
2	2.688	1:42.282	2	3.871	1:33.176	2	4.322	1:32.659	2	5.839	1:32.439	2	8.104	1:33.162
21	3.407	1:43.001	21	4.590	1:33.176	21	5.082	1:32.700	21	6.400	1:32.240	21	8.622	1:33.119
1	6.478	1:46.072	1	10.523	1:36.038	1	13.742	1:35.427	1	19.529	1:36.709	1	24.157	1:35.525

2009 ELF Renault Clio Winter Cup with Michelin
ROUND 2 - LAP CHART

Lap 6			Lap 7			Lap 8			Lap 9			Lap 10		
No	Behind	Laptime	No	Behind	Laptime	No	Behind	Laptime	No	Behind	Laptime	No	Behind	Laptime
44		1:30.828	44		1:31.611	44		1:30.817	44		1:30.863	44		1:31.049
23	0.877	1:30.462	23	0.505	1:31.239	23	0.588	1:30.900	23	0.499	1:30.774	23	0.555	1:31.105
16	2.037	1:30.845	16	1.586	1:31.160	16	1.997	1:31.228	16	2.247	1:31.113	16	2.304	1:31.106
22	7.817	1:32.037	22	8.545	1:32.339	22	10.105	1:32.377	22	11.726	1:32.484	22	13.212	1:32.535
21	10.593	1:32.799	21	10.355	1:31.373	21	11.213	1:31.675	21	12.347	1:31.997	21	13.582	1:32.284
2	10.903	1:33.627	2	11.813	1:32.521	2	13.730	1:32.734	2	15.827	1:32.960	2	17.793	1:33.015
1	28.601	1:35.272	1	32.255	1:35.265	1	37.181	1:35.743	1	41.115	1:34.797	1	45.694	1:35.628

2009 ELF Renault Clio Winter Cup with Michelin ROUND 2 - LAP CHART

Lap 11			Lap 12		
No	Behind	Laptime	No	Behind	Laptime
44		1:31.028	44		1:31.255
23	0.469	1:30.942	23	0.660	1:31.446
16	2.411	1:31.135	16	2.439	1:31.283
22	14.987	1:32.803	22	16.393	1:32.661
21	15.418	1:32.864	21	16.847	1:32.684
2	19.840	1:33.075	2	21.984	1:33.399
1	49.454	1:34.788	1	52.073	1:33.874

2009 ELF Renault Clio Winter Cup with Michelin ROUND 2 - POSITION CHART

No	Name	Laps Pos	1	2	3	4	5	6	7	8	9	10	11	12
			23	Daniel LLOYD	1	23	23	44	44	44	44	44	44	44
44	Sam TORDOFF	2	44	44	23	23	23	23	23	23	23	23	23	23
16	James COLBURN	3	16	16	16	16	16	16	16	16	16	16	16	16
22	Paul PLANT	4	22	22	22	22	22	22	22	22	22	22	22	22
2	Luke CAUDLE	5	2	2	2	2	2	21	21	21	21	21	21	21
21	Darren WILSON	6	21	21	21	21	21	2	2	2	2	2	2	2
1	Matthew MUNSON	7	1	1	1	1	1	1	1	1	1	1	1	1

Ginetta Junior Winter Series

ROUND 4 - CLASSIFICATION

POS	NO	CL	NAME	NAT	ENTRY	LAPS	TIME	GAP	DIFF	MPH	BEST	ON
1	20		Thomas HOWARD	GBR	Ginetta G20 GT4 Coupe 1400cc	10	17:00.211			68.45	1:40.502	10
2	2		Aaron WILLIAMSON	GBR	Ginetta G20 GT4 Coupe 1400cc	10	17:02.865	2.654	2.654	68.27	1:40.203	6
3	26		David MOORE	GBR	Ginetta G20 GT4 Coupe 1400cc	10	17:02.892	2.681	0.027	68.27	1:40.641	6
4	7		Jake GIDDINGS	GBR	Ginetta G20 GT4 Coupe 1400cc	10	17:13.449	13.238	10.557	67.57	1:40.895	7
5	44		Adam BONHAM	GBR	Ginetta G20 GT4 Coupe 1400cc	10	17:14.129	13.918	0.680	67.53	1:41.370	9
6	27		Jody FANNIN	GBR	Ginetta G20 GT4 Coupe 1400cc	10	17:31.088	30.877	16.959	66.44	1:43.924	8
7	48		Jake BYRNE	GBR	Ginetta G20 GT4 Coupe 1400cc	10	18:18.296	1:18.085	47.208	63.58	1:46.171	8
NOT CLASSIFIED												
DNF	33		Jake RATTENBURY	GBR	Ginetta G20 GT4 Coupe 1400cc	6	12:05.485	4 laps	4 laps	57.75	1:42.045	6
FASTEST LAP												
	2		Aaron WILLIAMSON	GBR	Ginetta G20 GT4 Coupe 1400cc	6	1:40.203		69.69 mph		112.16 kph	

Weather / Track : Bright / Dry

These results are provisional until the conclusion of any judicial and technical matters.

Rockingham International
Circuit Length = 1.9400 miles
Start: 14:11 End: 14:30

Clerk of Course :		Timekeeper :
-------------------	--	--------------

Ginetta Junior Winter Series

ROUND 4 - SECTOR ANALYSIS

2	Aaron WILLIAMSON				Ginetta G20 GT4 Coupe 1400cc										
1 -	79.8	27.197	76.8	20.531	81.7	1:47.068	6 -	52.961	82.1	26.884	77.0	20.358	82.6	1:40.203	
2 -	54.000	80.2	26.977	76.6	20.618	82.0	1:41.595	7 -	53.132	82.3	27.356	77.0	20.419	82.1	1:40.907
3 -	55.474	77.1	27.242	77.2	20.598	83.4	1:43.314	8 -	54.575	80.6	27.710	77.4	20.670	83.4	1:42.955
4 -	53.419	82.2	27.244	77.9	21.116	83.1	1:41.779	9 -	53.887	82.4	27.356	77.1	20.721	83.6	1:41.964
5 -	53.431	82.8	27.406	77.0	20.668	83.4	1:41.505	10 -	52.907	82.7	27.295	77.8	21.373	77.6	1:41.575
7	Jake GIDDINGS				Ginetta G20 GT4 Coupe 1400cc										
1 -	76.5	27.852	76.8	20.490	83.2	1:51.542	6 -	53.578	81.1	27.293	76.3	20.613	81.4	1:41.484	
2 -	55.492	79.4	27.689	76.8	20.725	80.4	1:43.906	7 -	53.416	81.0	27.292	77.0	20.187	83.6	1:40.895
3 -	55.566	81.1	28.343	75.2	20.635	81.7	1:44.544	8 -	54.851	79.1	27.443	76.3	20.444	80.9	1:42.738
4 -	54.667	79.7	27.597	75.2	20.139	80.9	1:42.403	9 -	53.598	80.9	27.334	75.7	20.486	80.8	1:41.418
5 -	54.754	76.1	27.470	75.3	20.638	80.9	1:42.862	10 -	53.685	80.4	27.499	75.7	20.473	81.0	1:41.657
20	Thomas HOWARD				Ginetta G20 GT4 Coupe 1400cc										
1 -	81.6	27.082	77.2	20.323	81.9	1:47.714	6 -	53.351	81.3	27.015	76.4	20.363	81.2	1:40.729	
2 -	53.584	80.8	27.144	77.3	20.438	82.9	1:41.166	7 -	53.389	81.5	28.681	77.2	20.296	82.5	1:42.366
3 -	54.646	81.0	27.133	76.3	20.193	81.4	1:41.972	8 -	54.191	83.0	27.262	76.6	20.556	81.5	1:42.009
4 -	53.973	82.4	27.523	76.0	20.765	81.6	1:42.261	9 -	53.311	81.7	27.090	76.8	20.274	81.4	1:40.675
5 -	53.455	81.6	27.071	76.3	20.291	81.5	1:40.817	10 -	53.186	81.8	27.148	77.1	20.168	81.3	1:40.502
26	David MOORE				Ginetta G20 GT4 Coupe 1400cc										
1 -	81.1	27.373	77.6	20.642	81.4	1:48.611	6 -	53.299	81.3	27.074	77.0	20.268	82.2	1:40.641	
2 -	53.296	81.2	27.177	77.0	20.497	82.1	1:40.970	7 -	52.907	82.1	27.961	77.6	20.424	82.7	1:41.292
3 -	54.272	79.9	27.309	77.2	20.411	81.2	1:41.992	8 -	54.110	80.9	27.408	76.6	20.805	82.8	1:42.323
4 -	53.017	80.5	27.716	76.9	20.979	82.6	1:41.712	9 -	53.465	80.1	27.327	77.4	20.585	81.4	1:41.377
5 -	53.690	81.1	27.605	76.9	20.797	83.8	1:42.092	10 -	53.008	80.7	27.327	77.5	21.547	76.5	1:41.882
27	Jody FANNIN				Ginetta G20 GT4 Coupe 1400cc										
1 -	78.8	28.165	76.2	21.256	80.9	1:53.272	6 -	54.759	80.0	27.643	75.8	21.722	80.0	1:44.124	
2 -	55.227	79.7	27.674	77.0	21.271	80.9	1:44.172	7 -	54.948	80.1	27.842	75.7	21.546	81.2	1:44.336
3 -	55.533	80.0	27.632	75.9	21.420	80.8	1:44.585	8 -	54.710	79.9	27.834	75.8	21.380	80.5	1:43.924
4 -	54.971	78.4	27.648	76.1	21.729	80.5	1:44.348	9 -	54.994	79.3	27.841	75.9	21.223	80.5	1:44.058
5 -	54.702	79.2	27.758	71.9	21.782	80.6	1:44.242	10 -	54.597	80.2	28.135	75.6	21.295	80.5	1:44.027
33	Jake RATTENBURY				Ginetta G20 GT4 Coupe 1400cc										
1 -	78.9	27.652	76.9	21.011	80.7	1:50.931	4 -	55.799	65.3	27.799	77.1	21.028	80.9	1:44.626	
2 -	55.425	79.0	27.931	76.2	21.193	80.6	1:44.549	5 -	54.199	78.7	27.396	77.1	20.747	82.0	1:42.342
3 -	55.445	80.3	27.567	76.4	20.949	81.3	1:43.961	6 -	54.026	79.8	27.280	77.0	20.739	81.3	1:42.045
44	Adam BONHAM				Ginetta G20 GT4 Coupe 1400cc										
1 -	78.3	27.674	76.6	20.873	82.3	1:51.364	6 -	54.122	80.4	27.557	75.9	20.616	81.0	1:42.295	
2 -	55.939	79.5	27.744	77.1	20.914	82.0	1:44.597	7 -	54.226	80.1	27.297	76.4	20.568	82.3	1:42.091
3 -	54.502	80.0	27.179	76.1	20.853	81.0	1:42.534	8 -	55.159	81.0	27.661	77.6	20.811	82.2	1:43.631
4 -	54.014	80.2	27.581	75.1	20.646	81.1	1:42.241	9 -	53.486	81.0	27.276	77.0	20.608	81.9	1:41.370
5 -	54.186	80.7	27.296	75.7	20.926	81.5	1:42.408	10 -	53.609	81.2	27.310	76.9	20.679	81.9	1:41.598
48	Jake BYRNE				Ginetta G20 GT4 Coupe 1400cc										
1 -	76.2	28.731	74.6	23.459	78.5	1:57.110	6 -	1:04.956	77.9	28.659	73.7	22.071	79.3	1:55.686	
2 -	57.039	76.8	28.780	74.4	22.069	79.1	1:47.888	7 -	56.128	76.5	28.724	72.6	21.964	78.3	1:46.816
3 -	56.276	77.4	28.875	72.9	22.018	79.0	1:47.169	8 -	55.618	76.8	28.371	74.4	22.182	78.3	1:46.171
4 -	56.809	75.6	29.016	72.9	22.010	78.8	1:47.835	9 -	56.145	78.5	28.393	74.7	22.138	79.2	1:46.676
5 -	55.959	77.8	28.676	74.3	22.334	79.2	1:46.969	10 -	1:04.157	75.7	29.344	73.3	22.475	79.0	1:55.976

Rockingham International
Circuit Length = 1.9400 miles
Start: 14:11 End: 14:30

Weather / Track : Bright / Dry

Ginetta Junior Winter Series
ROUND 4 - SPEED TRAPS

SECTOR 1				SECTOR 2			FINISH LINE			
POS	NO	NAME	MPH	NO	NAME	MPH	NO	NAME	MPH	
1	20	Thomas HOWARD	83.0	2	Aaron WILLIAMSON	77.9	26	David MOORE	83.8	
2	2	Aaron WILLIAMSON	82.8	26	David MOORE	77.6	2	Aaron WILLIAMSON	83.6	
3	26	David MOORE	82.1	44	Adam BONHAM	77.6	7	Jake GIDDINGS	83.6	
4	44	Adam BONHAM	81.2	20	Thomas HOWARD	77.3	20	Thomas HOWARD	82.9	
5	7	Jake GIDDINGS	81.1	33	Jake RATTENBURY	77.1	44	Adam BONHAM	82.3	
6	33	Jake RATTENBURY	80.3	7	Jake GIDDINGS	77.0	33	Jake RATTENBURY	82.0	
7	27	Jody FANNIN	80.2	27	Jody FANNIN	77.0	27	Jody FANNIN	81.2	
8	48	Jake BYRNE	78.5	48	Jake BYRNE	74.7	48	Jake BYRNE	79.3	

Ginetta Junior Winter Series

ROUND 4 - BEST SECTOR TIMES

SECTOR 1				SECTOR 2				SECTOR 3				IDEAL / BEST COMPARISON					
POS	NO	NAME	TIME	NO	NAME	TIME	NO	NAME	TIME	POS	NO	NAME	IDEAL	BEST	DIFF		
1	2	WILLIAMSON	52.907	2	WILLIAMSON	26.884	7	GIDDINGS	20.139	1	2	WILLIAMSON	1:40.149	1:40.203	0.054		
2	26	MOORE	52.907	20	HOWARD	27.015	20	HOWARD	20.168	2	26	MOORE	1:40.249	1:40.641	0.392		
3	20	HOWARD	53.186	26	MOORE	27.074	26	MOORE	20.268	3	20	HOWARD	1:40.369	1:40.502	0.133		
4	7	GIDDINGS	53.416	44	BONHAM	27.179	2	WILLIAMSON	20.358	4	7	GIDDINGS	1:40.847	1:40.895	0.048		
5	44	BONHAM	53.486	33	RATTENBURY	27.280	44	BONHAM	20.568	5	44	BONHAM	1:41.233	1:41.370	0.137		
6	33	RATTENBURY	54.026	7	GIDDINGS	27.292	33	RATTENBURY	20.739	6	33	RATTENBURY	1:42.045	1:42.045	0.000		
7	27	FANNIN	54.597	27	FANNIN	27.632	27	FANNIN	21.223	7	27	FANNIN	1:43.452	1:43.924	0.472		
8	48	BYRNE	55.618	48	BYRNE	28.371	48	BYRNE	21.964	8	48	BYRNE	1:45.953	1:46.171	0.218		
												Perfect Lap		1:39.930			

Ginetta Junior Winter Series
ROUND 4 - LAP CHART

Lap 1			Lap 2			Lap 3			Lap 4			Lap 5		
No	Behind	Laptime	No	Behind	Laptime	No	Behind	Laptime	No	Behind	Laptime	No	Behind	Laptime
2		1:47.068	2		1:41.595	20		1:41.972	20		1:42.261	20		1:40.817
20	0.646	1:47.714	20	0.217	1:41.166	26	0.721	1:41.992	26	0.172	1:41.712	2	1.331	1:41.505
26	1.543	1:48.611	26	0.918	1:40.970	2	1.125	1:43.314	2	0.643	1:41.779	26	1.447	1:42.092
33	3.863	1:50.931	7	6.785	1:43.906	44	7.643	1:42.534	44	7.623	1:42.241	44	9.214	1:42.408
44	4.296	1:51.364	33	6.817	1:44.549	33	8.589	1:43.961	7	9.282	1:42.403	7	11.327	1:42.862
7	4.474	1:51.542	44	7.298	1:44.597	7	9.140	1:44.544	33	10.954	1:44.626	33	12.479	1:42.342
27	6.204	1:53.272	27	8.781	1:44.172	27	11.177	1:44.585	27	13.264	1:44.348	27	16.689	1:44.242
48	10.042	1:57.110	48	16.335	1:47.888	48	21.315	1:47.169	48	26.889	1:47.835	48	33.041	1:46.969

Ginetta Junior Winter Series
ROUND 4 - LAP CHART

Lap 6			Lap 7			Lap 8			Lap 9			Lap 10		
No	Behind	Laptime	No	Behind	Laptime	No	Behind	Laptime	No	Behind	Laptime	No	Behind	Laptime
20		1:40.729	2		1:40.907	20		1:42.009	20		1:40.675	20		1:40.502
2	0.805	1:40.203	20	0.654	1:42.366	2	0.292	1:42.955	26	1.301	1:41.377	2	2.654	1:41.575
26	1.359	1:40.641	26	0.939	1:41.292	26	0.599	1:42.323	2	1.581	1:41.964	26	2.681	1:41.882
44	10.780	1:42.295	44	11.159	1:42.091	7	11.340	1:42.738	7	12.083	1:41.418	7	13.238	1:41.657
7	12.082	1:41.484	7	11.265	1:40.895	44	12.127	1:43.631	44	12.822	1:41.370	44	13.918	1:41.598
33	13.795	1:42.045	27	22.708	1:44.336	27	23.969	1:43.924	27	27.352	1:44.058	27	30.877	1:44.027
27	20.084	1:44.124	48	53.102	1:46.816	48	56.610	1:46.171	48	1:02.611	1:46.676	48	1:18.085	1:55.976
48	47.998	1:55.686												

Ginetta Junior Winter Series

ROUND 4 - POSITION CHART

No	Name	Laps Pos	1	2	3	4	5	6	7	8	9	10
			2	Aaron WILLIAMSON	1	2	2	20	20	20	20	2
20	Thomas HOWARD	2	20	20	26	26	2	2	20	2	26	2
26	David MOORE	3	26	26	2	2	26	26	26	26	2	26
33	Jake RATTENBURY	4	33	7	44	44	44	44	44	7	7	7
44	Adam BONHAM	5	44	33	33	7	7	7	7	44	44	44
7	Jake GIDDINGS	6	7	44	7	33	33	33	27	27	27	27
27	Jody FANNIN	7	27	27	27	27	27	27	48	48	48	48
48	Jake BYRNE	8	48	48	48	48	48	48				

2009 Michelin Formula Renault UK Winter Cup ROUND 4 - CLASSIFICATION



POS	NO	CL	NAME	NAT	ENTRY	LAPS	TIME	GAP	DIFF	MPH	BEST	ON
1	3		Tom BLOMQUIST	SWE	Fortec Motorsport	7	8:57.539			90.94	1:16.040	5
2	27		Harry TINCKNELL	GBR	CRS Racing	7	8:59.551	2.012	2.012	90.60	1:16.098	5
3	12		Nick YELLOLY	GBR	Hitech Junior Team	7	9:00.956	3.417	1.405	90.37	1:16.154	4
4	33		Marlon STOCKINGER	PHI	Hitech Junior Team	7	9:02.350	4.811	1.394	90.14	1:16.132	6
5	9		Thomas HYLKEMA	NED	Manor Competition	7	9:04.976	7.437	2.626	89.70	1:16.565	4
6	5		Menasheh IDAFAR	GBR	Manor Competition	7	9:05.685	8.146	0.709	89.58	1:16.139	5
7	1		David McDONALD	GBR	Manor Competition	7	9:09.217	11.678	3.532	89.01	1:16.169	5
8	18		Dino ZAMPARELLI	ITA	Antel Motorsport	7	9:09.521	11.982	0.304	88.96	1:16.690	5
9	36		Alex LYNN	GBR	Fortec Motorsport	7	9:12.343	14.804	2.822	88.50	1:16.668	4
10	41		Luke WRIGHT	GBR	Fortec Motorsport	7	9:20.434	22.895	8.091	87.23	1:17.250	6
11	22		Joseph REILLY	GBR	Hillspeed	7	9:22.742	25.203	2.308	86.87	1:17.706	3
NOT CLASSIFIED												
DNF	55		Robert FOSTER-JONES	GBR	Manor Competition	0						
FASTEST LAP												
	3		Tom BLOMQUIST	SWE	Fortec Motorsport	5	1:16.040			91.84 mph	147.81 kph	

Weather / Track : Bright / Dry

These results are provisional until the conclusion of any judicial and technical matters.

Rockingham International
Circuit Length = 1.9400 miles
Start: 15:02 End: 15:11

Clerk of Course :		Timekeeper :
-------------------	--	--------------



2009 Michelin Formula Renault UK Winter Cup

ROUND 4 - SECTOR ANALYSIS

1	David McDONALD		Manor Competition						
1 -	107.9		113.0	1:25.789	5 -	40.170 110.9		113.4	1:16.169
2 -	40.563 110.6		113.7	1:16.685	6 -	40.361 110.4		113.5	1:16.525
3 -	40.403 110.0		113.5	1:16.513	7 -	41.030 63.8		113.0	1:20.438
4 -	40.995 109.8		113.2	1:17.098					
3	Tom BLOMQVIST		Fortec Motorsport						
1 -	110.2		113.0	1:20.821	5 -	40.054 110.9		113.0	1:16.040
2 -	40.331 111.1		113.4	1:16.172	6 -	40.160 110.9		113.2	1:16.071
3 -	40.074 111.1		112.6	1:16.068	7 -	40.247 110.0		112.8	1:16.288
4 -	40.179 110.7		113.0	1:16.079					
5	Menasheh IDAFAR		Manor Competition						
1 -	105.0		111.8	1:26.700	5 -	40.214 110.9		113.7	1:16.139
2 -	40.617 108.9		113.5	1:16.572	6 -	40.463 110.2		113.5	1:16.536
3 -	40.381 109.5		113.5	1:16.367	7 -	40.262 106.5		113.2	1:16.380
4 -	41.014 107.2		113.2	1:16.991					
9	Thomas HYLKEMA		Manor Competition						
1 -	109.5		113.2	1:23.816	5 -	40.482 110.9		113.2	1:16.598
2 -	41.233 109.3		113.7	1:17.680	6 -	40.412 111.1		113.4	1:16.723
3 -	40.449 111.3		113.4	1:16.784	7 -	40.407 111.1		113.0	1:16.810
4 -	40.396 111.3		113.4	1:16.565					
12	Nick YELLOLY		Hitech Junior Team						
1 -	109.5		112.8	1:22.552	5 -	40.476 109.3		111.8	1:16.351
2 -	40.314 110.0		112.2	1:16.368	6 -	40.321 109.5		111.8	1:16.412
3 -	40.240 109.8		110.4	1:16.439	7 -	40.312 109.3		111.3	1:16.680
4 -	40.248 109.7		111.8	1:16.154					
18	Dino ZAMPARELLI		Antel Motorsport						
1 -	104.9		112.8	1:26.840	5 -	40.537 109.8		112.2	1:16.690
2 -	41.063 108.6		112.8	1:17.220	6 -	40.584 109.5		112.2	1:16.888
3 -	40.637 108.9		112.0	1:16.703	7 -	40.617 109.7		112.8	1:18.112
4 -	40.921 108.9		112.4	1:17.068					
22	Joseph REILLY		Hillspeed						
1 -	104.7		111.7	1:33.864	5 -	41.826 107.9		112.8	1:18.642
2 -	41.961 108.2		112.6	1:18.817	6 -	41.139 107.4		110.7	1:17.854
3 -	41.066 108.2		112.2	1:17.706	7 -	41.205 107.0		112.6	1:18.046
4 -	41.027 108.9		110.9	1:17.813					
27	Harry TINCKNELL		CRS Racing						
1 -	109.1		112.8	1:22.104	5 -	40.128 109.5		112.6	1:16.098
2 -	40.261 109.7		112.2	1:16.213	6 -	40.346 108.9		112.6	1:16.410
3 -	40.293 110.0		112.6	1:16.120	7 -	40.325 109.1		112.0	1:16.409
4 -	40.253 109.7		112.4	1:16.197					
33	Marlon STOCKINGER		Hitech Junior Team						
1 -	108.9		109.3	1:23.343	5 -	40.245 109.7		112.2	1:16.150
2 -	41.451 107.5		112.2	1:17.583	6 -	40.309 108.4		112.6	1:16.132
3 -	40.319 109.7		111.8	1:16.318	7 -	40.502 108.8		112.0	1:16.593
4 -	40.321 109.8		112.0	1:16.231					
36	Alex LYNN		Fortec Motorsport						
1 -	106.7		113.4	1:27.231	5 -	40.472 107.7		113.7	1:16.691
2 -	41.789 108.2		114.3	1:18.645	6 -	40.542 107.5		113.5	1:17.015
3 -	41.323 109.1		113.2	1:17.546	7 -	40.982 105.2		107.5	1:18.547
4 -	40.435 109.8		113.7	1:16.668					
41	Luke WRIGHT		Fortec Motorsport						
1 -	107.2		111.8	1:27.026	5 -	41.159 110.2		112.4	1:17.720

Rockingham International
Circuit Length = 1.9400 miles
Start: 15:02 End: 15:11

Weather / Track : Bright / Dry

2009 Michelin Formula Renault UK Winter Cup

ROUND 4 - SECTOR ANALYSIS

2 -	41.729	109.1		112.6	1:18.532	6 -	40.760	109.7		112.0	1:17.250
3 -	41.838	108.6		113.0	1:18.471	7 -	40.785	109.8		112.4	1:17.448
4 -	40.618	110.2		103.6	1:23.987						

**2009 Michelin Formula Renault UK Winter Cup
ROUND 4 - SPEED TRAPS**

SECTOR 1				SECTOR 2			FINISH LINE			
POS	NO	NAME	MPH	NO	NAME	MPH	NO	NAME	MPH	
1	9	Thomas HYLKEMA	111.3				36	Alex LYNN	114.3	
2	3	Tom BLOMQUIST	111.1				1	David McDONALD	113.7	
3	1	David McDONALD	110.9				5	Menasheh IDAFAR	113.7	
4	5	Menasheh IDAFAR	110.9				9	Thomas HYLKEMA	113.7	
5	41	Luke WRIGHT	110.2				3	Tom BLOMQUIST	113.4	
6	12	Nick YELLOLY	110.0				41	Luke WRIGHT	113.0	
7	27	Harry TINCKNELL	110.0				12	Nick YELLOLY	112.8	
8	18	Dino ZAMPARELLI	109.8				18	Dino ZAMPARELLI	112.8	
9	33	Marlon STOCKINGER	109.8				22	Joseph REILLY	112.8	
10	36	Alex LYNN	109.8				27	Harry TINCKNELL	112.8	
11	22	Joseph REILLY	108.9				33	Marlon STOCKINGER	112.6	

Weather / Track : Bright / Dry

www.tsl-timing.com

Rockingham International
Circuit Length = 1.9400 miles
Start: 15:02 End: 15:11

Printed - 15.12 Saturday, 07 November 2009

**2009 Michelin Formula Renault UK Winter Cup
ROUND 4 - BEST SECTOR TIMES**

SECTOR 1			SECTOR 2			SECTOR 3			IDEAL / BEST COMPARISON						
POS	NO	NAME	TIME	NO	NAME	TIME	NO	NAME	TIME	POS	NO	NAME	IDEAL	BEST	DIFF
1	3	BLOMQVIST	40.054	1	McDONALD		1	McDONALD		1	1	McDONALD	1:16.169	0.000	
2	27	TINCKNELL	40.128	3	BLOMQVIST		3	BLOMQVIST		2	3	BLOMQVIST	1:16.040	0.000	
3	1	McDONALD	40.170	5	IDAFAR		5	IDAFAR		3	5	IDAFAR	1:16.139	0.000	
4	5	IDAFAR	40.214	9	HYLKEMA		9	HYLKEMA		4	9	HYLKEMA	1:16.565	0.000	
5	12	YELLOLY	40.240	12	YELLOLY		12	YELLOLY		5	12	YELLOLY	1:16.154	0.000	
6	33	STOCKINGER	40.245	18	ZAMPARELLI		18	ZAMPARELLI		6	18	ZAMPARELLI	1:16.690	0.000	
7	9	HYLKEMA	40.396	22	REILLY		22	REILLY		7	22	REILLY	1:17.706	0.000	
8	36	LYNN	40.435	27	TINCKNELL		27	TINCKNELL		8	27	TINCKNELL	1:16.098	0.000	
9	18	ZAMPARELLI	40.537	33	STOCKINGER		33	STOCKINGER		9	33	STOCKINGER	1:16.132	0.000	
10	41	WRIGHT	40.618	36	LYNN		36	LYNN		10	36	LYNN	1:16.668	0.000	
11	22	REILLY	41.027	41	WRIGHT		41	WRIGHT		11	41	WRIGHT	1:17.250	0.000	
												Perfect Lap	40.054		

2009 Michelin Formula Renault UK Winter Cup
ROUND 4 - LAP CHART

Lap 1			Lap 2			Lap 3			Lap 4			Lap 5		
No	Behind	Laptime	No	Behind	Laptime	No	Behind	Laptime	No	Behind	Laptime	No	Behind	Laptime
3		1:20.821	3		1:16.172	3		1:16.068	3		1:16.079	3		1:16.040
27	1.283	1:22.104	27	1.324	1:16.213	27	1.376	1:16.120	27	1.494	1:16.197	27	1.552	1:16.098
12	1.731	1:22.552	12	1.927	1:16.368	12	2.298	1:16.439	12	2.373	1:16.154	12	2.684	1:16.351
33	2.522	1:23.343	33	3.933	1:17.583	33	4.183	1:16.318	33	4.335	1:16.231	33	4.445	1:16.150
9	2.995	1:23.816	9	4.503	1:17.680	9	5.219	1:16.784	9	5.705	1:16.565	9	6.263	1:16.598
1	4.968	1:25.789	1	5.481	1:16.685	1	5.926	1:16.513	1	6.945	1:17.098	1	7.074	1:16.169
5	5.879	1:26.700	5	6.279	1:16.572	5	6.578	1:16.367	5	7.490	1:16.991	5	7.589	1:16.139
18	6.019	1:26.840	18	7.067	1:17.220	18	7.702	1:16.703	18	8.691	1:17.068	18	9.341	1:16.690
41	6.205	1:27.026	41	8.565	1:18.532	36	10.361	1:17.546	36	10.950	1:16.668	36	11.601	1:16.691
36	6.410	1:27.231	36	8.883	1:18.645	41	10.968	1:18.471	41	18.876	1:23.987	41	20.556	1:17.720
22	13.043	1:33.864	22	15.688	1:18.817	22	17.326	1:17.706	22	19.060	1:17.813	22	21.662	1:18.642

2009 Michelin Formula Renault UK Winter Cup

ROUND 4 - LAP CHART

Lap 6			Lap 7		
No	Behind	Laptime	No	Behind	Laptime
3		1:16.071	3		1:16.288
27	1.891	1:16.410	27	2.012	1:16.409
12	3.025	1:16.412	12	3.417	1:16.680
33	4.506	1:16.132	33	4.811	1:16.593
9	6.915	1:16.723	9	7.437	1:16.810
1	7.528	1:16.525	5	8.146	1:16.380
5	8.054	1:16.536	1	11.678	1:20.438
18	10.158	1:16.888	18	11.982	1:18.112
36	12.545	1:17.015	36	14.804	1:18.547
41	21.735	1:17.250	41	22.895	1:17.448
22	23.445	1:17.854	22	25.203	1:18.046

2009 Michelin Formula Renault UK Winter Cup

ROUND 4 - POSITION CHART

No	Name	Laps Pos	1	2	3	4	5	6	7
			3	Tom BLOMQUIST	1	3	3	3	3
27	Harry TINCKNELL	2	27	27	27	27	27	27	27
12	Nick YELLOLY	3	12	12	12	12	12	12	12
33	Marlon STOCKINGER	4	33	33	33	33	33	33	33
9	Thomas HYLKEMA	5	9	9	9	9	9	9	9
1	David McDONALD	6	1	1	1	1	1	1	5
5	Menasheh IDAFAR	7	5	5	5	5	5	5	1
18	Dino ZAMPARELLI	8	18	18	18	18	18	18	18
41	Luke WRIGHT	9	41	41	36	36	36	36	36
36	Alex LYNN	10	36	36	41	41	41	41	41
22	Joseph REILLY	11	22	22	22	22	22	22	22

Weather / Track : Bright / Dry

Caterham Academy

ROUND 4 - CLASSIFICATION

POS	NO	CL	NAME	NAT	ENTRY	LAPS	TIME	GAP	DIFF	MPH	BEST	ON
1	32		Lee WIGGINS	GBR	Caterham Academy 1600cc	10	16:36.039			70.11	1:38.591	9
2	20		Steve DAY	GBR	Caterham Academy 1600cc	10	16:43.474	7.435	7.435	69.59	1:38.941	5
3	2		James MACLACHLAN	GBR	Caterham Academy 1600cc	10	16:43.881	7.842	0.407	69.56	1:39.357	6
4	59		Iain FORSYTH	GBR	Caterham Academy 1600cc	10	16:57.889	21.850	14.008	68.61	1:40.507	3
5	68		David ORCHIN	GBR	Caterham Academy 1600cc	10	17:14.925	38.886	17.036	67.48	1:41.409	7
6	57		Fergus RYAN	GBR	Caterham Academy 1600cc	10	17:17.000	40.961	2.075	67.34	1:41.275	10
7	88		Chris LAY	GBR	Caterham Academy 1600cc	10	17:18.938	42.899	1.938	67.22	1:41.582	7
8	24		Martin JEFFS	GBR	Caterham Academy 1600cc	10	17:31.920	55.881	12.982	66.39	1:43.258	10
9	45		Jeremy SHIPLEY	GBR	Caterham Academy 1600cc	10	17:32.796	56.757	0.876	66.33	1:43.189	2
10	37		William LEES	GBR	Caterham Academy 1600cc	10	17:33.008	56.969	0.212	66.32	1:43.553	4
11	15		Dean CARR	GBR	Caterham Academy 1600cc	10	17:34.045	58.006	1.037	66.25	1:43.277	7
12	5		Gary BURKE	GBR	Caterham Academy 1600cc	10	17:34.464	58.425	0.419	66.23	1:42.580	2
13	21		Tim ROWBOTTOM	GBR	Caterham Academy 1600cc	10	17:39.998	1:03.959	5.534	65.88	1:43.232	8
14	52		Osman YUSUF		Caterham Academy 1600cc	10	17:41.242	1:05.203	1.244	65.80	1:42.888	7
15	4		Mark SAUNDERS	GBR	Caterham Academy 1600cc	10	17:42.775	1:06.736	1.533	65.71	1:43.302	8
NOT CLASSIFIED												
DNF	3		John REID	GBR	Caterham Academy 1600cc	9	15:36.081	1 lap	1 lap	67.14	1:40.929	7
FASTEST LAP												
	32		Lee WIGGINS	GBR	Caterham Academy 1600cc	9	1:38.591			70.83 mph	114.00 kph	

Weather / Track : Bright / Dry

These results are provisional until the conclusion of any judicial and technical matters.

Rockingham International
Circuit Length = 1.9400 miles
Start: 15:19 End: 15:37

Clerk of Course :		Timekeeper :
-------------------	--	--------------

Caterham Academy
ROUND 4 - SECTOR ANALYSIS

2	James MACLACHLAN		Caterham Academy 1600cc							
1 -	81.8		87.2	1:45.750	6 -	52.281	83.2		86.4	1:39.357
2 -	52.950	83.2	87.3	1:39.977	7 -	52.782	84.6		82.8	1:40.001
3 -	52.816	82.2	85.9	1:39.406	8 -	52.703	81.2		87.6	1:39.507
4 -	52.626	83.1	86.1	1:39.837	9 -	52.709	82.4		87.0	1:40.098
5 -	52.890	84.2	86.6	1:40.115	10 -	52.692	82.8		85.8	1:39.833
3	John REID		Caterham Academy 1600cc							
1 -	77.4		87.6	1:54.505	6 -	53.958	82.6		88.3	1:41.677
2 -	53.809	79.8	87.5	1:42.441	7 -	53.513	82.5		89.2	1:40.929
3 -	55.798	80.9	88.3	1:44.342	8 -	54.514	81.0		84.5	1:44.540
4 -	54.102	79.4	85.5	1:42.620	9 -	54.879	82.2		87.5	1:42.831
5 -	54.677	79.5	87.6	1:42.196						
4	Mark SAUNDERS		Caterham Academy 1600cc							
1 -	77.1		85.1	1:59.129	6 -	55.303	78.5		83.3	1:44.176
2 -	56.561	78.0	85.3	1:46.216	7 -	55.640	79.4		84.5	1:44.775
3 -	55.962	79.3	85.4	1:44.849	8 -	54.813	79.3		85.2	1:43.302
4 -	55.847	79.5	83.5	1:44.720	9 -	55.623	79.2		84.2	1:44.641
5 -	55.361	76.3	84.3	1:44.547	10 -	57.119	79.2		81.9	1:46.420
5	Gary BURKE		Caterham Academy 1600cc							
1 -	77.9		85.8	1:55.366	6 -	58.316	78.8		87.4	1:46.369
2 -	54.066	80.1	88.1	1:42.580	7 -	55.812	78.0		89.0	1:44.737
3 -	55.733	76.5	87.7	1:44.465	8 -	58.417	78.2		88.9	1:45.762
4 -	54.823	78.7	85.9	1:43.585	9 -	54.862	78.3		88.4	1:43.499
5 -	56.724	79.9	86.3	1:44.663	10 -	54.865	80.4		85.8	1:43.438
15	Dean CARR		Caterham Academy 1600cc							
1 -	73.1		87.2	1:56.583	6 -	55.378	78.4		86.4	1:43.965
2 -	55.791	76.3	85.9	1:44.937	7 -	54.666	79.8		86.4	1:43.277
3 -	55.953	77.9	85.2	1:45.268	8 -	55.662	78.9		86.8	1:43.998
4 -	55.363	76.7	85.4	1:44.343	9 -	54.812	80.5		87.4	1:43.413
5 -	55.562	78.2	85.3	1:44.666	10 -	55.064	78.8		86.9	1:43.595
20	Steve DAY		Caterham Academy 1600cc							
1 -	81.0		88.5	1:46.161	6 -	52.628	82.0		85.9	1:39.797
2 -	52.883	81.7	88.4	1:39.850	7 -	52.662	81.6		85.6	1:39.682
3 -	52.819	83.3	87.5	1:39.626	8 -	53.044	82.2		85.7	1:40.036
4 -	52.416	84.0	89.0	1:39.468	9 -	52.803	83.2		85.7	1:39.785
5 -	52.212	82.4	86.5	1:38.941	10 -	53.090	81.5		85.1	1:40.128
21	Tim ROWBOTTOM		Caterham Academy 1600cc							
1 -	76.9		87.3	1:57.603	6 -	54.540	79.8		87.3	1:43.408
2 -	55.319	79.0	86.1	1:46.071	7 -	54.285	81.0		86.4	1:43.414
3 -	55.396	80.2	85.9	1:44.968	8 -	54.669	82.0		86.6	1:43.232
4 -	58.740	78.2	85.3	1:48.335	9 -	54.484	79.0		85.2	1:43.822
5 -	55.143	78.4	86.5	1:43.783	10 -	55.980	79.0		85.4	1:45.362
24	Martin JEFFS		Caterham Academy 1600cc							
1 -	75.7		84.8	1:52.657	6 -	56.115	76.2		82.1	1:45.619
2 -	55.217	76.4	85.7	1:43.935	7 -	57.075	75.7		86.9	1:45.848
3 -	55.544	77.5	83.6	1:44.458	8 -	55.630	77.9		86.4	1:44.019
4 -	55.750	76.5	84.3	1:44.838	9 -	54.259	78.1		84.7	1:43.284
5 -	55.318	78.1	83.9	1:44.004	10 -	54.913	79.0		83.3	1:43.258
32	Lee WIGGINS		Caterham Academy 1600cc							
1 -	81.2		86.3	1:45.101	6 -	52.375	82.4		86.3	1:38.998
2 -	52.614	83.4	86.8	1:39.223	7 -	52.582	83.5		85.4	1:39.026
3 -	52.643	81.7	86.5	1:39.193	8 -	52.414	82.6		86.8	1:38.971
4 -	52.535	81.7	86.0	1:39.111	9 -	52.153	82.7		86.1	1:38.591
5 -	52.516	82.3	86.1	1:38.853	10 -	52.266	82.5		86.0	1:38.972

Rockingham International
Circuit Length = 1.9400 miles
Start: 15:19 End: 15:37

Weather / Track : Bright / Dry

Caterham Academy
ROUND 4 - SECTOR ANALYSIS

37	William LEES	Caterham Academy 1600cc									
1 -	78.1		87.5	1:55.120	6 -	55.082	81.7		85.5	1:43.746	
2 -	55.509	81.3	87.7	1:44.452	7 -	56.348	81.4		86.0	1:45.199	
3 -	54.847	80.5	88.5	1:43.733	8 -	55.187	81.0		85.5	1:44.055	
4 -	54.779	82.4	88.0	1:43.553	9 -	56.251	82.0		89.5	1:44.574	
5 -	56.252	81.7	86.8	1:44.800	10 -	55.717	82.0		88.3	1:43.776	
45	Jeremy SHIPLEY	Caterham Academy 1600cc									
1 -	79.6		85.2	1:55.279	6 -	56.266	80.3		84.2	1:44.771	
2 -	54.645	81.4	85.7	1:43.189	7 -	55.411	80.8		87.0	1:44.919	
3 -	55.480	79.1	86.6	1:44.448	8 -	55.454	81.5		84.8	1:44.132	
4 -	54.797	81.0	85.6	1:43.683	9 -	55.062	81.0		86.8	1:43.902	
5 -	55.684	79.2	85.3	1:44.599	10 -	55.442	82.4		85.1	1:43.874	
52	Osman YUSUF	Caterham Academy 1600cc									
1 -	76.9		85.8	1:58.545	6 -	55.016	78.5		85.3	1:44.308	
2 -	56.310	79.2	85.8	1:45.944	7 -	54.146	80.6		84.9	1:42.888	
3 -	55.898	79.1	85.3	1:45.108	8 -	55.137	79.2		83.6	1:43.690	
4 -	54.865	76.7	84.9	1:43.921	9 -	56.801	78.1		84.7	1:45.834	
5 -	56.382	74.2	84.6	1:45.411	10 -	55.492	79.0		83.4	1:45.593	
57	Fergus RYAN	Caterham Academy 1600cc									
1 -	78.0		85.4	1:51.872	6 -	56.132	81.2		86.3	1:43.764	
2 -	54.890	78.3	84.8	1:43.021	7 -	53.607	82.3		85.6	1:41.471	
3 -	54.114	80.0	85.5	1:42.144	8 -	54.375	80.0		83.6	1:44.638	
4 -	54.018	80.7	86.5	1:42.059	9 -	54.475	79.9		84.3	1:42.598	
5 -	55.105	80.5	84.3	1:44.158	10 -	53.754	81.0		84.7	1:41.275	
59	Iain FORSYTH	Caterham Academy 1600cc									
1 -	82.1		86.1	1:47.668	6 -	53.767	80.5		83.7	1:41.301	
2 -	53.713	82.4	85.9	1:40.856	7 -	54.101	81.3		83.9	1:41.926	
3 -	53.441	81.3	84.9	1:40.507	8 -	54.071	81.1		82.8	1:41.314	
4 -	53.713	81.4	84.3	1:41.290	9 -	53.636	81.9		83.6	1:41.043	
5 -	53.570	80.8	83.6	1:41.163	10 -	53.701	81.5		83.2	1:40.821	
68	David ORCHIN	Caterham Academy 1600cc									
1 -	77.9		86.6	1:50.917	6 -	53.878	81.6		84.3	1:41.584	
2 -	54.620	79.6	83.7	1:42.683	7 -	53.777	81.5		84.2	1:41.409	
3 -	54.399	81.3	84.2	1:42.708	8 -	55.641	81.0		84.0	1:44.365	
4 -	54.038	81.5	84.2	1:42.190	9 -	54.626	81.8		83.9	1:42.430	
5 -	56.028	81.7	86.1	1:45.152	10 -	53.995	81.5		84.6	1:41.487	
88	Chris LAY	Caterham Academy 1600cc									
1 -	79.0		85.4	1:50.181	6 -	53.905	80.1		85.7	1:41.899	
2 -	57.337	77.7	85.7	1:46.001	7 -	53.866	81.9		86.8	1:41.582	
3 -	53.927	81.0	84.9	1:41.908	8 -	54.311	79.4		86.3	1:46.267	
4 -	53.775	81.0	85.5	1:42.245	9 -	54.634	81.0		87.2	1:42.641	
5 -	54.705	78.3	86.6	1:43.898	10 -	54.028	81.0		85.7	1:42.316	

Caterham Academy
ROUND 4 - SPEED TRAPS

SECTOR 1				SECTOR 2			FINISH LINE			
POS	NO	NAME	MPH	NO	NAME	MPH	NO	NAME	MPH	
1	2	James MACLACHLAN	84.6				37	William LEES	89.5	
2	20	Steve DAY	84.0				3	John REID	89.2	
3	32	Lee WIGGINS	83.5				5	Gary BURKE	89.0	
4	3	John REID	82.6				20	Steve DAY	89.0	
5	37	William LEES	82.4				2	James MACLACHLAN	87.6	
6	45	Jeremy SHIPLEY	82.4				15	Dean CARR	87.4	
7	59	Iain FORSYTH	82.4				21	Tim ROWBOTTOM	87.3	
8	57	Fergus RYAN	82.3				88	Chris LAY	87.2	
9	21	Tim ROWBOTTOM	82.0				45	Jeremy SHIPLEY	87.0	
10	88	Chris LAY	81.9				24	Martin JEFFS	86.9	
11	68	David ORCHIN	81.8				32	Lee WIGGINS	86.8	
12	52	Osman YUSUF	80.6				68	David ORCHIN	86.6	
13	15	Dean CARR	80.5				57	Fergus RYAN	86.5	
14	5	Gary BURKE	80.4				59	Iain FORSYTH	86.1	
15	4	Mark SAUNDERS	79.5				52	Osman YUSUF	85.8	
16	24	Martin JEFFS	79.0				4	Mark SAUNDERS	85.4	

Caterham Academy
ROUND 4 - BEST SECTOR TIMES

SECTOR 1			SECTOR 2			SECTOR 3			IDEAL / BEST COMPARISON						
POS	NO	NAME	TIME	NO	NAME	TIME	NO	NAME	TIME	POS	NO	NAME	IDEAL	BEST	DIFF
1	32	WIGGINS	52.153	2	MACLACHLAN	2	MACLACHLAN			1	2	MACLACHLAN	1:39.357	0.000	
2	20	DAY	52.212	3	REID	3	REID			2	3	REID	1:40.929	0.000	
3	2	MACLACHLAN	52.281	4	SAUNDERS	4	SAUNDERS			3	4	SAUNDERS	1:43.302	0.000	
4	59	FORSYTH	53.441	5	BURKE	5	BURKE			4	5	BURKE	1:42.580	0.000	
5	3	REID	53.513	15	CARR	15	CARR			5	15	CARR	1:43.277	0.000	
6	57	RYAN	53.607	20	DAY	20	DAY			6	20	DAY	1:38.941	0.000	
7	88	LAY	53.775	21	ROWBOTTOM	21	ROWBOTTOM			7	21	ROWBOTTOM	1:43.232	0.000	
8	68	ORCHIN	53.777	24	JEFFS	24	JEFFS			8	24	JEFFS	1:43.258	0.000	
9	5	BURKE	54.066	32	WIGGINS	32	WIGGINS			9	32	WIGGINS	1:38.591	0.000	
10	52	YUSUF	54.146	37	LEES	37	LEES			10	37	LEES	1:43.553	0.000	
11	24	JEFFS	54.259	45	SHIPLEY	45	SHIPLEY			11	45	SHIPLEY	1:43.189	0.000	
12	21	ROWBOTTOM	54.285	52	YUSUF	52	YUSUF			12	52	YUSUF	1:42.888	0.000	
13	45	SHIPLEY	54.645	57	RYAN	57	RYAN			13	57	RYAN	1:41.275	0.000	
14	15	CARR	54.666	59	FORSYTH	59	FORSYTH			14	59	FORSYTH	1:40.507	0.000	
15	37	LEES	54.779	68	ORCHIN	68	ORCHIN			15	68	ORCHIN	1:41.409	0.000	
16	4	SAUNDERS	54.813	88	LAY	88	LAY			16	88	LAY	1:41.582	0.000	
												Perfect Lap	52.153		

Caterham Academy
ROUND 4 - LAP CHART

Lap 1			Lap 2			Lap 3			Lap 4			Lap 5		
No	Behind	Laptime	No	Behind	Laptime	No	Behind	Laptime	No	Behind	Laptime	No	Behind	Laptime
32		1:45.101	32		1:39.223	32		1:39.193	32		1:39.111	32		1:38.853
2	0.649	1:45.750	2	1.403	1:39.977	2	1.616	1:39.406	2	2.342	1:39.837	20	2.565	1:38.941
20	1.060	1:46.161	20	1.687	1:39.850	20	2.120	1:39.626	20	2.477	1:39.468	2	3.604	1:40.115
59	2.567	1:47.668	59	4.200	1:40.856	59	5.514	1:40.507	59	7.693	1:41.290	59	10.003	1:41.163
88	5.080	1:50.181	68	9.276	1:42.683	68	12.791	1:42.708	68	15.870	1:42.190	57	21.773	1:44.158
68	5.816	1:50.917	57	10.569	1:43.021	57	13.520	1:42.144	57	16.468	1:42.059	68	22.169	1:45.152
57	6.771	1:51.872	88	11.858	1:46.001	88	14.573	1:41.908	88	17.707	1:42.245	88	22.752	1:43.898
24	7.556	1:52.657	24	12.268	1:43.935	24	17.533	1:44.458	3	21.280	1:42.620	3	24.623	1:42.196
3	9.404	1:54.505	3	12.622	1:42.441	3	17.771	1:44.342	24	23.260	1:44.838	24	28.411	1:44.004
37	10.019	1:55.120	5	13.622	1:42.580	5	18.894	1:44.465	5	23.368	1:43.585	5	29.178	1:44.663
45	10.178	1:55.279	45	14.144	1:43.189	45	19.399	1:44.448	45	23.971	1:43.683	45	29.717	1:44.599
5	10.265	1:55.366	37	15.248	1:44.452	37	19.788	1:43.733	37	24.230	1:43.553	37	30.177	1:44.800
15	11.482	1:56.583	15	17.196	1:44.937	15	23.271	1:45.268	15	28.503	1:44.343	15	34.316	1:44.666
21	12.502	1:57.603	21	19.350	1:46.071	21	25.125	1:44.968	52	30.890	1:43.921	52	37.448	1:45.411
52	13.444	1:58.545	52	20.165	1:45.944	52	26.080	1:45.108	4	32.286	1:44.720	4	37.980	1:44.547
4	14.028	1:59.129	4	21.021	1:46.216	4	26.677	1:44.849	21	34.349	1:48.335	21	39.279	1:43.783

Caterham Academy
ROUND 4 - LAP CHART

Lap 6			Lap 7			Lap 8			Lap 9			Lap 10		
No	Behind	Laptime	No	Behind	Laptime	No	Behind	Laptime	No	Behind	Laptime	No	Behind	Laptime
32		1:38.998	32		1:39.026	32		1:38.971	32		1:38.591	32		1:38.972
20	3.364	1:39.797	20	4.020	1:39.682	20	5.085	1:40.036	20	6.279	1:39.785	20	7.435	1:40.128
2	3.963	1:39.357	2	4.938	1:40.001	2	5.474	1:39.507	2	6.981	1:40.098	2	7.842	1:39.833
59	12.306	1:41.301	59	15.206	1:41.926	59	17.549	1:41.314	59	20.001	1:41.043	59	21.850	1:40.821
68	24.755	1:41.584	68	27.138	1:41.409	68	32.532	1:44.365	68	36.371	1:42.430	68	38.886	1:41.487
88	25.653	1:41.899	88	28.209	1:41.582	57	34.651	1:44.638	57	38.658	1:42.598	57	40.961	1:41.275
57	26.539	1:43.764	57	28.984	1:41.471	3	34.774	1:44.540	3	39.014	1:42.831	88	42.899	1:42.316
3	27.302	1:41.677	3	29.205	1:40.929	88	35.505	1:46.267	88	39.555	1:42.641	24	55.881	1:43.258
37	34.925	1:43.746	37	41.098	1:45.199	37	46.182	1:44.055	24	51.595	1:43.284	45	56.757	1:43.874
24	35.032	1:45.619	45	41.383	1:44.919	45	46.544	1:44.132	45	51.855	1:43.902	37	56.969	1:43.776
45	35.490	1:44.771	24	41.854	1:45.848	24	46.902	1:44.019	37	52.165	1:44.574	15	58.006	1:43.595
5	36.549	1:46.369	5	42.260	1:44.737	15	48.561	1:43.998	15	53.383	1:43.413	5	58.425	1:43.438
15	39.283	1:43.965	15	43.534	1:43.277	5	49.051	1:45.762	5	53.959	1:43.499	21	1:03.959	1:45.362
52	42.758	1:44.308	52	46.620	1:42.888	52	51.339	1:43.690	21	57.569	1:43.822	52	1:05.203	1:45.593
4	43.158	1:44.176	21	48.077	1:43.414	21	52.338	1:43.232	52	58.582	1:45.834	4	1:06.736	1:46.420
21	43.689	1:43.408	4	48.907	1:44.775	4	53.238	1:43.302	4	59.288	1:44.641			

Caterham Academy

ROUND 4 - POSITION CHART

No	Name	Laps Pos	1	2	3	4	5	6	7	8	9	10
			32	Lee WIGGINS	1	32	32	32	32	32	32	32
2	James MACLACHLAN	2	2	2	2	2	20	20	20	20	20	20
20	Steve DAY	3	20	20	20	20	2	2	2	2	2	2
59	Iain FORSYTH	4	59	59	59	59	59	59	59	59	59	59
88	Chris LAY	5	88	68	68	68	57	68	68	68	68	68
68	David ORCHIN	6	68	57	57	57	68	88	88	57	57	57
57	Fergus RYAN	7	57	88	88	88	88	57	57	3	3	88
24	Martin JEFFS	8	24	24	24	3	3	3	3	88	88	24
3	John REID	9	3	3	3	24	24	37	37	37	24	45
37	William LEES	10	37	5	5	5	5	24	45	45	45	37
45	Jeremy SHIPLEY	11	45	45	45	45	45	45	24	24	37	15
5	Gary BURKE	12	5	37	37	37	37	5	5	15	15	5
15	Dean CARR	13	15	15	15	15	15	15	15	5	5	21
21	Tim ROWBOTTOM	14	21	21	21	52	52	52	52	52	21	52
52	Osman YUSUF	15	52	52	52	4	4	4	21	21	52	4
4	Mark SAUNDERS	16	4	4	4	21	21	21	4	4	4	