



**NEW AMERICA**  
FOUNDATION

**Ahmadinejad Front Runner in Upcoming Presidential  
Elections;**

**Iranians Continue to Back Compromise and Better  
Relations with US and West.**

**Results of a New Nationwide Public Opinion Survey of  
Iran before the June 12, 2009 Presidential Elections**

## **Table of Contents**

Executive Summary.....	Page 3
Charts on Selected Key Findings.....	Page 8
Background on Terror Free Tomorrow .....	Page 22
Methodology .....	Page 25
Complete Survey Results (Full Topline Questions/ Answers).....	Page 30
Demographics.....	Page 58

## **Executive Summary:**

In a new public opinion poll across Iran before the critical upcoming June 12, 2009 Presidential elections, a plurality of Iranians said they would vote for incumbent President Mahmoud Ahmadinejad.

Iranians also continue overwhelmingly to favor better relations with the United States and would like to directly elect their Supreme Leader in a free vote. The desire for improved American relations and a more open and democratic system in Iran have been consistent findings in all our surveys of Iran over the past two years.

These are among the many results of a new nationwide public opinion survey of Iran conducted by Terror Free Tomorrow: The Center for Public Opinion (“TFT”), the New America Foundation, and KA Europe SPRL (“KA”).

Independent and uncensored nationwide surveys of Iran are rare. Typically, polls in Iran are either conducted or monitored by the Iranian government and other affiliated interest groups, and can be untrustworthy. By contrast, our poll—the third in a series over the past two years—was conducted by telephone inside Iran over May 11<sup>th</sup> to 20<sup>th</sup>, 2009, with 1,001 interviews proportionally distributed covering all 30 provinces of Iran, with a margin of error of +/- 3.1 percent. Full survey results and methodology follow. This survey tracks earlier nationwide surveys of Iran also conducted by TFT and KA in March 2008 and June 2007, which was the first to ask similar controversial questions since September 2002. Funding for the survey was provided by the Rockefeller Brothers Fund. The survey follows not only two prior polls of Iran, but also more than thirty similar surveys throughout the Muslim world by TFT since 2005.

### **Iranians Favor President Ahmadinejad’s Re-Election**

At the stage of the campaign for President when our poll was taken, 34 percent of Iranians surveyed said they will vote for incumbent President Ahmadinejad. Mr. Ahmadinejad’s closest rival, Mir Hussein Moussavi, was the choice of 14 percent, with 27 percent stating that they still do not know who they will vote for. President Ahmadinejad’s other rivals, Mehdi Karroubi and Mohsen Rezai, were the choice of 2 percent and 1 percent, respectively.

A close examination of our survey results reveals that the race may actually be closer than a first look at the numbers would indicate. More than 60 percent of those who state they don’t know who they will vote for in the Presidential elections reflect individuals who favor political reform and change in the current system.

89 percent of Iranians say that they will cast a vote in the upcoming Presidential elections. The poll shows that 87 percent of Persians, 94 percent of Azeris and

around 90 percent of all other ethnicities intend to vote in the upcoming elections.

About seven in ten Iranians think the elections will be free and fair, while only one in ten thinks they will not be free and fair.

The current mood indicates that none of the candidates will likely pass the 50 percent threshold needed to automatically win; meaning that a second round runoff between the two highest finishers, as things stand, Mr. Ahmadinejad and Mr. Moussavi, is likely. In the 2005 Presidential elections, the leader in the first round, Hashemi Rafsanjani, lost to his runner-up, Mr. Ahmadinejad, in the second round run off—though an incumbent has never been defeated in a Presidential election since the beginning of the Islamic Republic.

Inside Iran, considerable attention has been given to Mr. Moussavi's Azeri background, emphasizing the appeal his Azeri identity may have for Azeri voters. The results of our survey indicate that only 16 percent of Azeri Iranians indicate they will vote for Mr. Moussavi. By contrast, 31 percent of the Azeris claim they will vote for Mr. Ahmadinejad.

### **President Ahmadinejad and the Iranian Economy**

More than one-third of Iranians said they would vote for Mr. Ahmadinejad, even though those who think the Iranian economy is headed in the right direction has dropped from 42 percent in our survey from a year ago to 33 percent in our latest survey. Yet, in potentially good news for President Ahmadinejad, Iranians do not seem to hold him responsible for the weakening economy. While a plurality sees the Iranian economy as declining, Iranian are evenly split on whether President Ahmadinejad's policies have succeeded in reducing unemployment and inflation.

Similar to the previous polls, about one-third of Iranians think their personal economic situation got better after Ahmadinejad took office in 2005, while nearly half think it has remained the same. Yet, overall only 27 percent of Iranians think that Ahmadinejad was able to keep his pledge to share Iran's oil revenues more fairly.

The number one priority Iranians have for their government is improving the Iranian economy, very closely followed by ensuring free elections, a free press and better trade and relations with the West. By contrast, developing nuclear weapons was not seen as an important long-term priority by most.

### **Iranians by Large Margins Favor More Democratic System**

In another indication of the Iranian public's strong support for a more open and fully democratic system of government, 77 percent said that they support a political system for governing Iran where the Supreme Leader, along with all leaders, can be chosen and replaced by a free and direct vote of the people.

The power and role of the Supreme Leader is at the core of the Islamic Republic because it is the Supreme Leader, Ayatollah Ali Khamenei, and not President Ahmadinejad, who exercises ultimate authority. Yet, the survey found that almost eight in ten want the most powerful official in Iran to be held accountable to the voters. Indeed, the most important long-term goals Iranians have for their government are ensuring free elections and a free press—in percentages almost identical to improving the Iranian economy.

For 96 percent of Iranians, the Supreme Leader and the President are influential and important institutions in the Iranian government. However, seven in ten Iranians correctly think the President has *limited* but important power in the government of the Islamic Republic of Iran; only two in ten Iranians believe the President is the most important official in the Iranian government.

### **Iranians Favor Compromise on the Nuclear Issue**

More than 70 percent of Iranians also favor Iran providing full inspections and a guarantee not to develop or possess nuclear weapons in return for outside aid and investment. A majority of Iranians (52 percent), however, favor the development of nuclear weapons, though importantly, less than half consider developing nuclear weapons an important priority for the Iranian government. Nuclear energy is favored by 94 percent of Iranians.

### **More than Three-quarters Back Better U.S. Relations**

In another consistent trend over the past two years, 77 percent of Iranians back normal relations and trade with the United States. 68 percent also favor Iran working with the United States to help resolve the Iraq war, while 60 percent back unconditional negotiations with the U.S.

For more than six in ten Iranians, the most important steps the U.S. could take that would improve opinions of America are: a free trade treaty between Iran and the US; the withdrawal of American forces from Iraq, and increasing visas for Iranians to study and work in the United States.

Despite the overwhelming Iranian desire for a fully democratic system, the U.S. working to spread democracy inside Iran would not improve Iranian opinion of America, nor would brokering a comprehensive peace between Israelis and Palestinians.

Apart from Israel, Iranians now consider the United States as representing Iran's greatest threat.

### **Iranians are Negative on Israel**

62 percent of Iranians oppose any peace treaty recognizing the State of Israel and favor all Muslims continuing to fight until there is no State of Israel in the Middle

East. Only a quarter of Iranians favor a peace treaty recognizing the State of Israel, even if an independent Palestinian state is established. Likewise, more than 64 percent support the government of Iran providing military and financial assistance to Palestinian opposition groups such as Hamas and Islamic Jihad. 52 percent of Iranians would, however, favor recognizing the State of Israel as part of a deal with the United States.

### **Iranians are Supportive of Iraqi Shiite Militias and Lebanese Hezbollah**

60 percent of Iranians also support the government of Iran providing military and financial assistance to Iraqi Shiite militias (33 percent oppose), while 62 percent back such assistance to Hezbollah in Lebanon (31 percent oppose). Again, however, as part of a deal with the United States, 54 percent of Iranians would endorse the Iranian government ending support for Iraqi militias.

### **Western Trade and Investment Strongly Supported**

Iranians also continue to support the idea of Western investment and aid to Iran. 70 percent favor Western investment; 80 percent medical, education and humanitarian assistance from Western countries.

Clearly, the issue of foreign investment in Iran is a priority for Iranians. It may also be important for the Iranian government. A draft bill for improving legal protection of foreign investment is currently being examined by the parliament.

Significantly, among the possible ways that the US can improve Iranians' opinion of America, the most important for Iranians is a free trade treaty between Iran and the United States, chosen by 69 percent.

### **Iranian Shiite Muslims Think Favorably of Sunni Muslims, Christians, Americans and others**

While less a third of Iranians now have a favorable view of the United States itself, almost half think favorably of Americans, about the same percentage who think favorably of the French and Arabs.

For Iranian citizens of the Islamic Republic, 87 percent of who in our survey identified themselves as Shiite, views of both Sunni Muslims and Christians were overwhelmingly favorable—with only 8 percent voicing an unfavorable view of Sunnis and 11 percent of Christians. (Opinions on Jews were divided, though more are favorable than unfavorable.)

Indeed, Iranian views of Sunnis and Christians, as well as non-Iranians generally, are quite accepting—more so than the corresponding views of their neighbors, such as in Saudi Arabia, according to our TFT survey there.

Iranians clearly distinguish between countries and policies they do not like (US and Israel), and people they do like (Christians, Americans, Arabs, Sunni Muslims and Jews). Iranians are favorable to Christians by a 6:1 margin, Sunni Muslims by a 9:1 margin, Americans by a 2:1 margin and Jews by a 5:4 margin. In fact, Iranians are as favorable to Americans as they are to their Arab neighbors. The high favorability of Sunni Muslims among Iranians (higher than for Arabs generally) demonstrates that Shiite/Sunni issues are not the primary force driving a wedge between Iranians and their Arab neighbors.

## **Conclusion**

The vision of the Iranian people for a more democratic future, with normal trade and relations between Iran and the United States, remains the consensus over our three nationwide surveys, now spanning two years. Even most Iranians who support incumbent President Ahmadinejad share these goals.

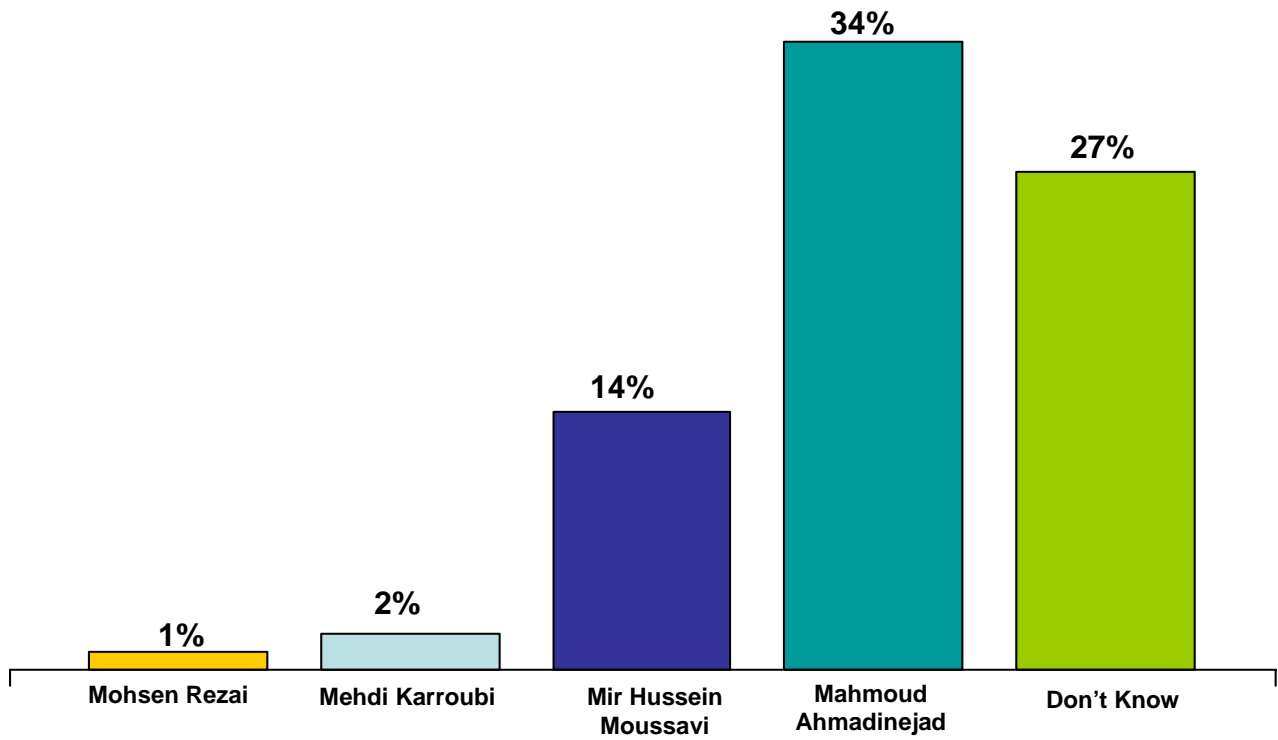
A full statement on survey methods, topline questions and answers, charts, and background information follows.

**For featured CNN commentary on the survey, please click [here](#).**

**For other news coverage, click [here](#).**

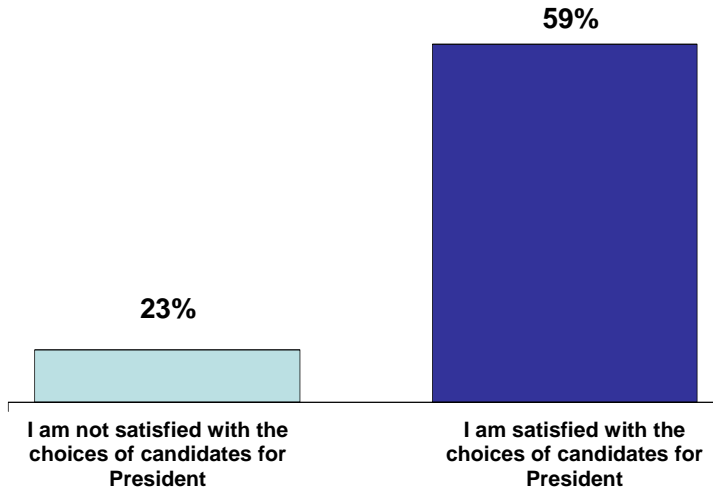
## On Elections and Democracy:

Who will you Vote for in Presidential Elections?

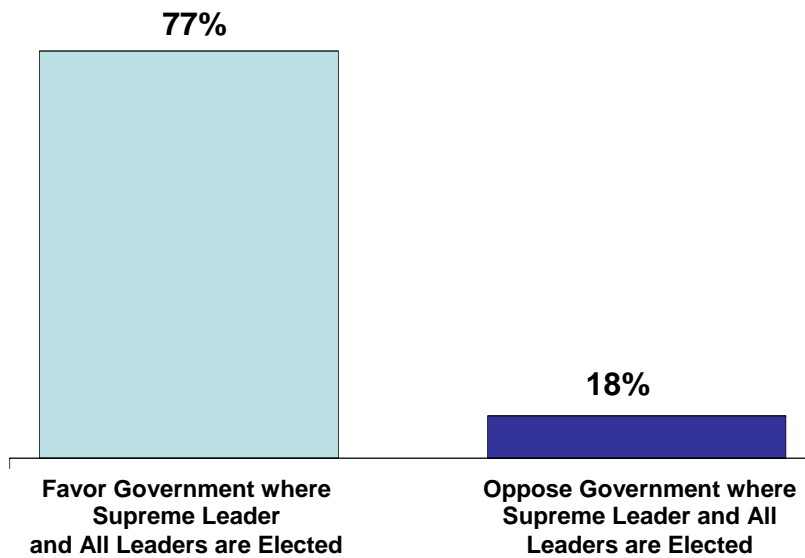




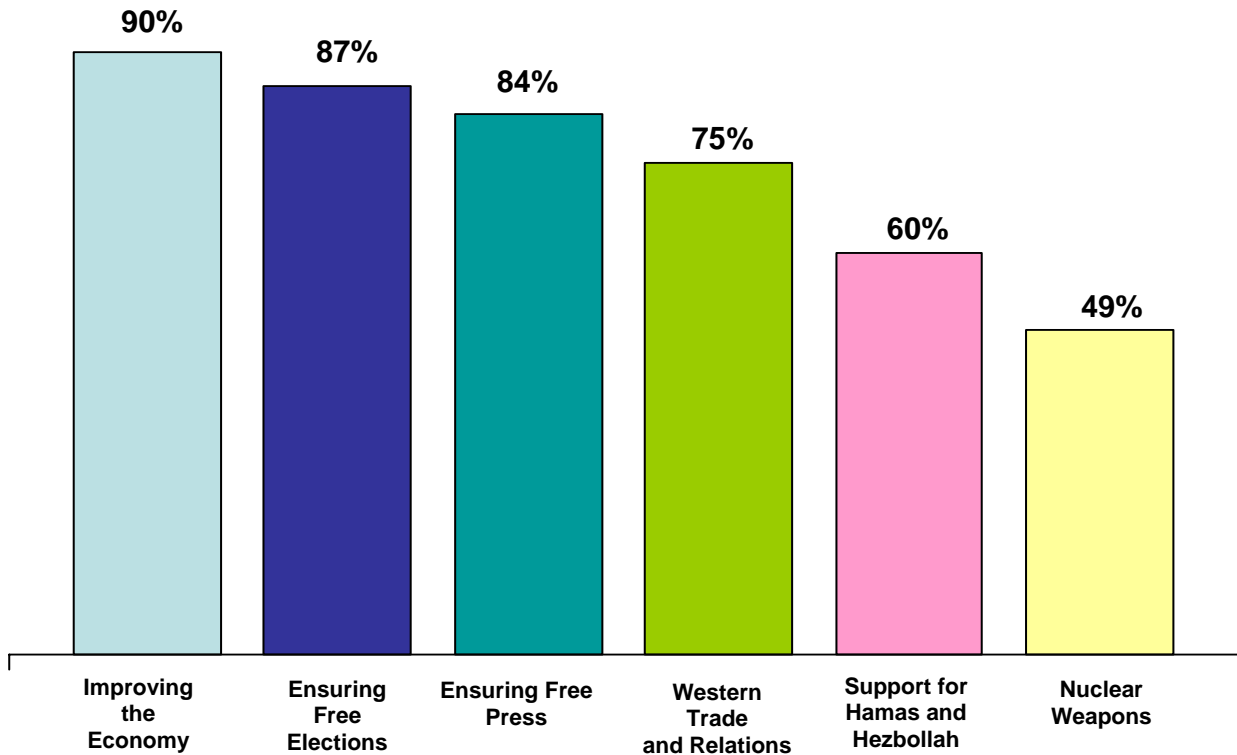
**In The Presidential Elections, is there a candidate NOT on the ballot who you would prefer to vote for?**



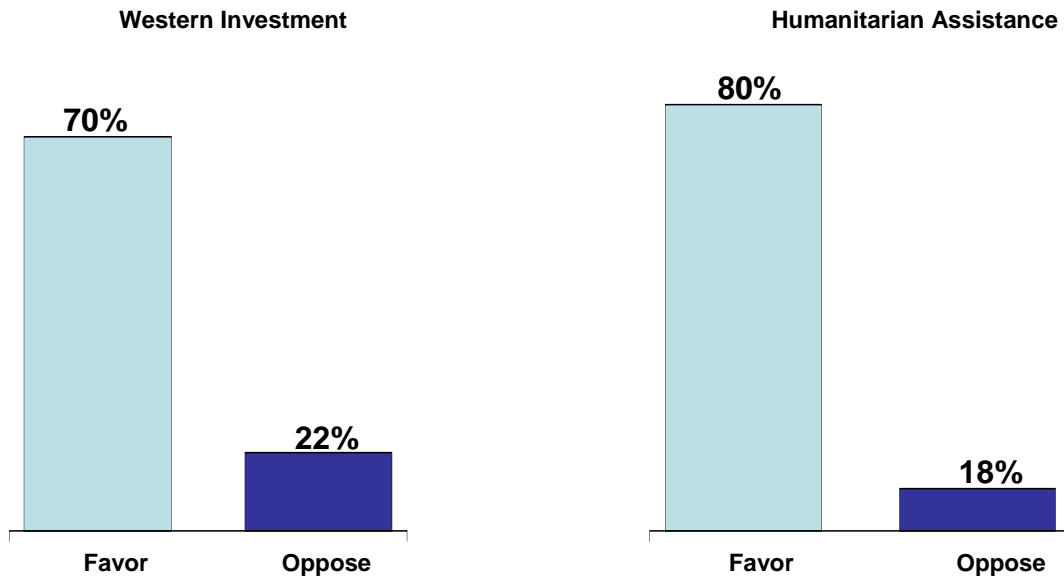
**On their Current System of Government, Percent of Iranians Who:**



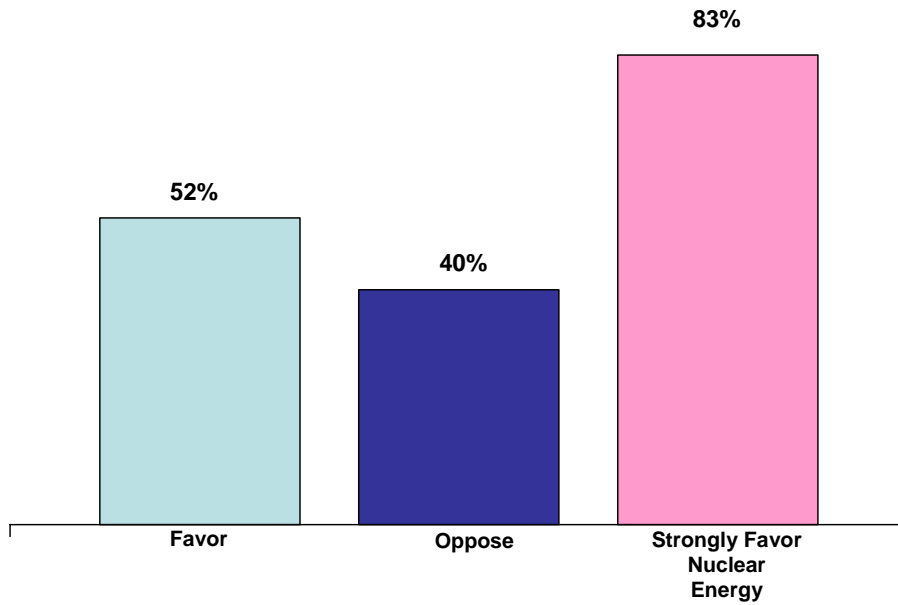
## Priorities that Iranians Think are Important for their Government:



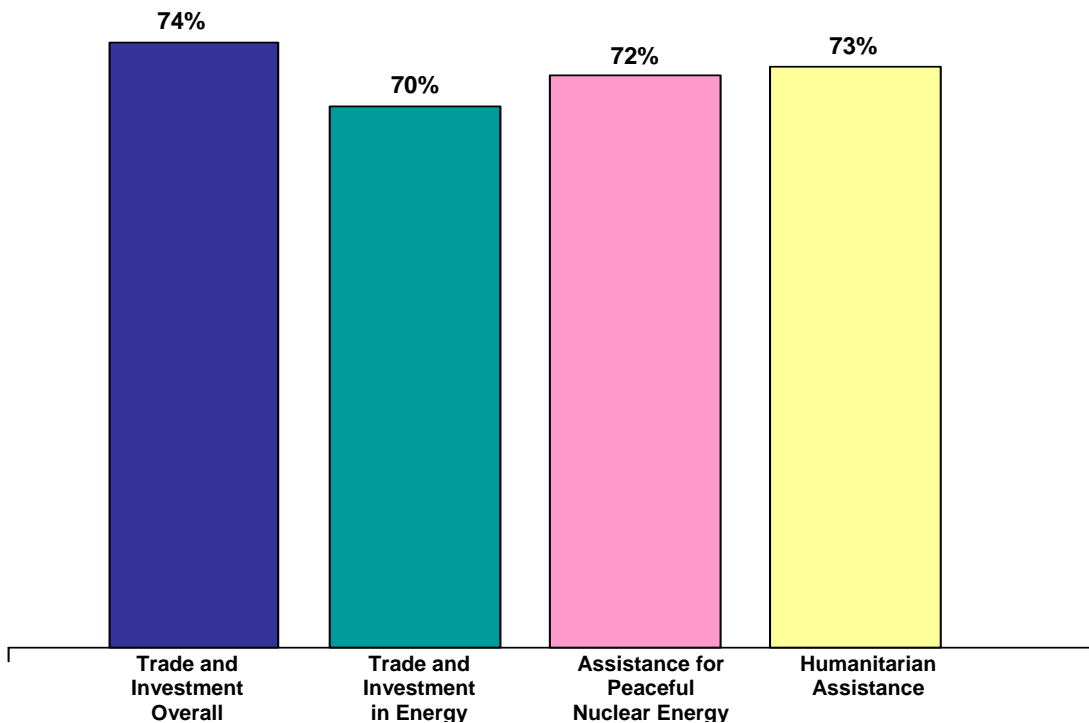
## Western Investment and Humanitarian Assistance to Iran



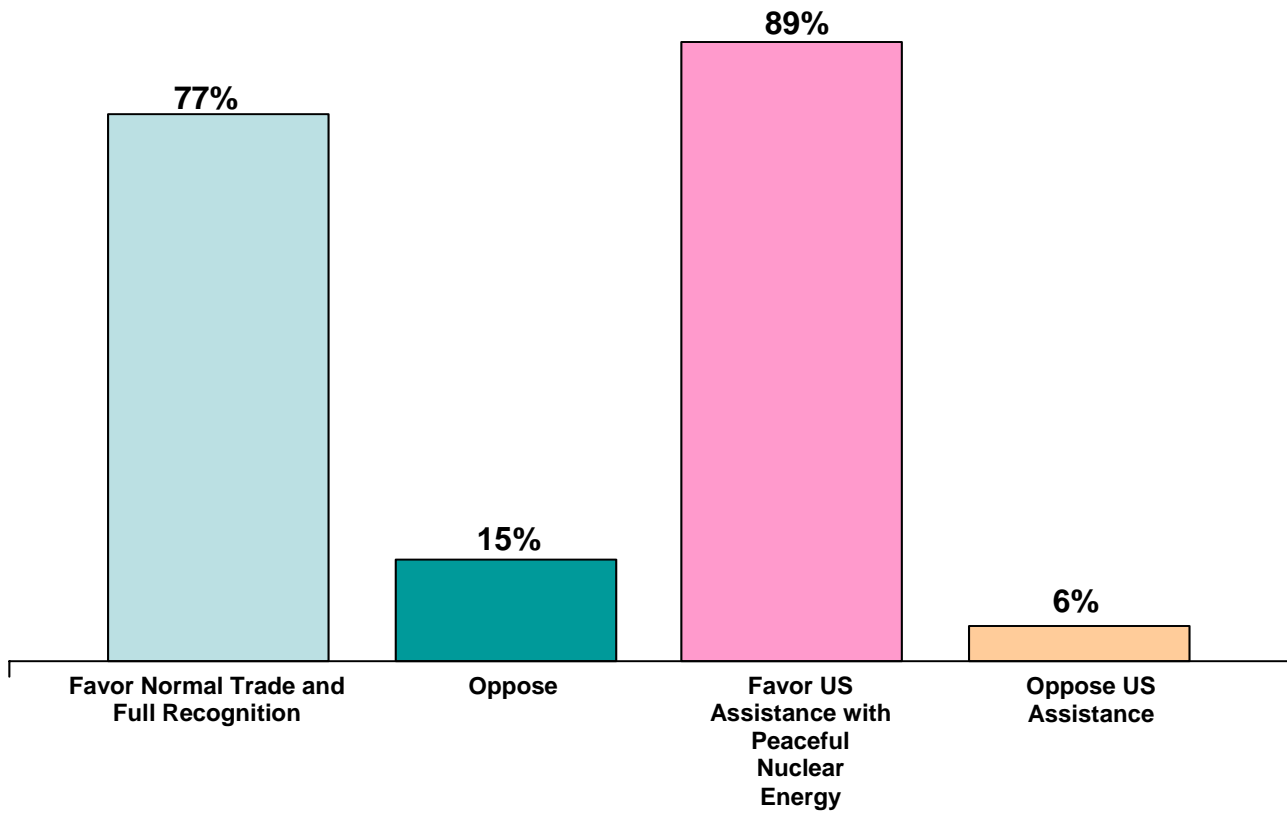
**On Iran Developing/Possessing Nuclear Weapons, Percent of  
Iranians Who:**



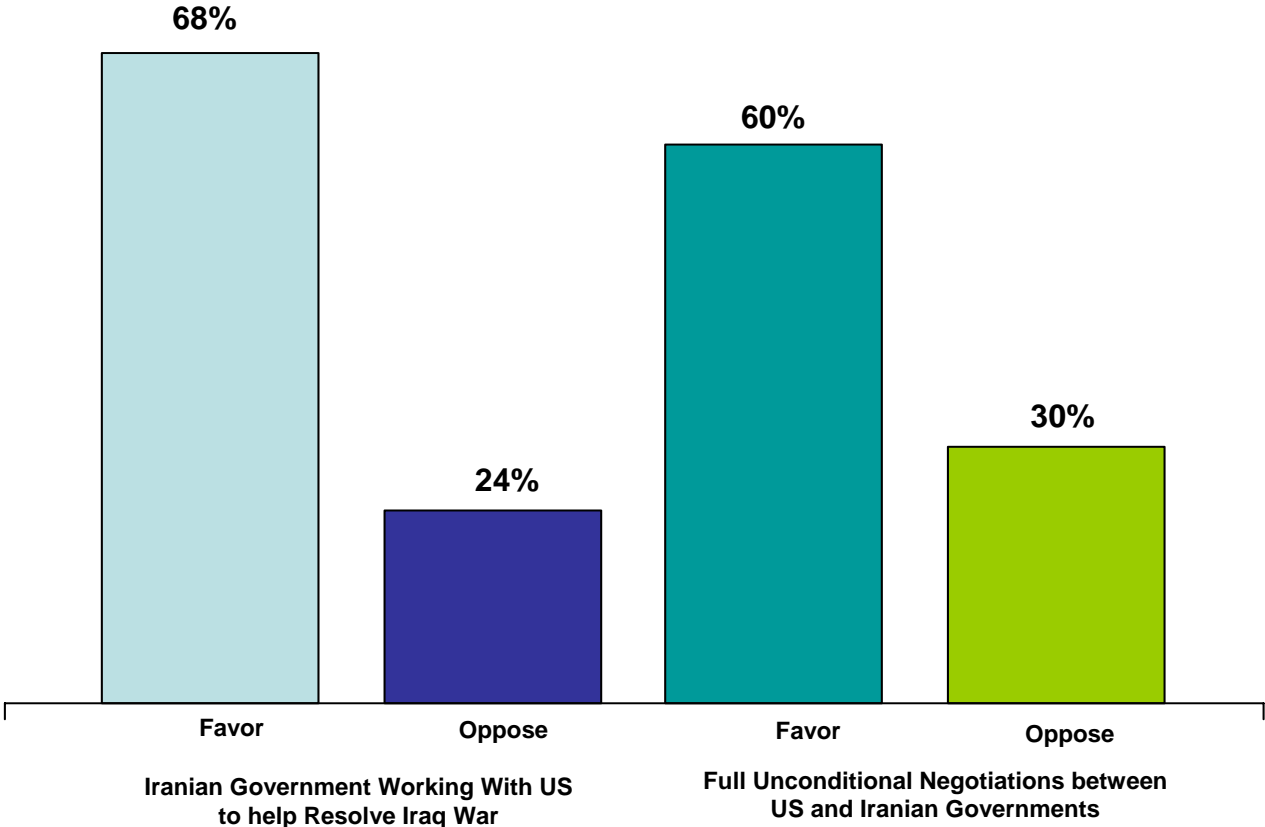
**Percent of Iranians Who Favor Full Inspection and Guarantee to ensure  
No Nuclear Weapons, if Iran Receives From Other Countries:**



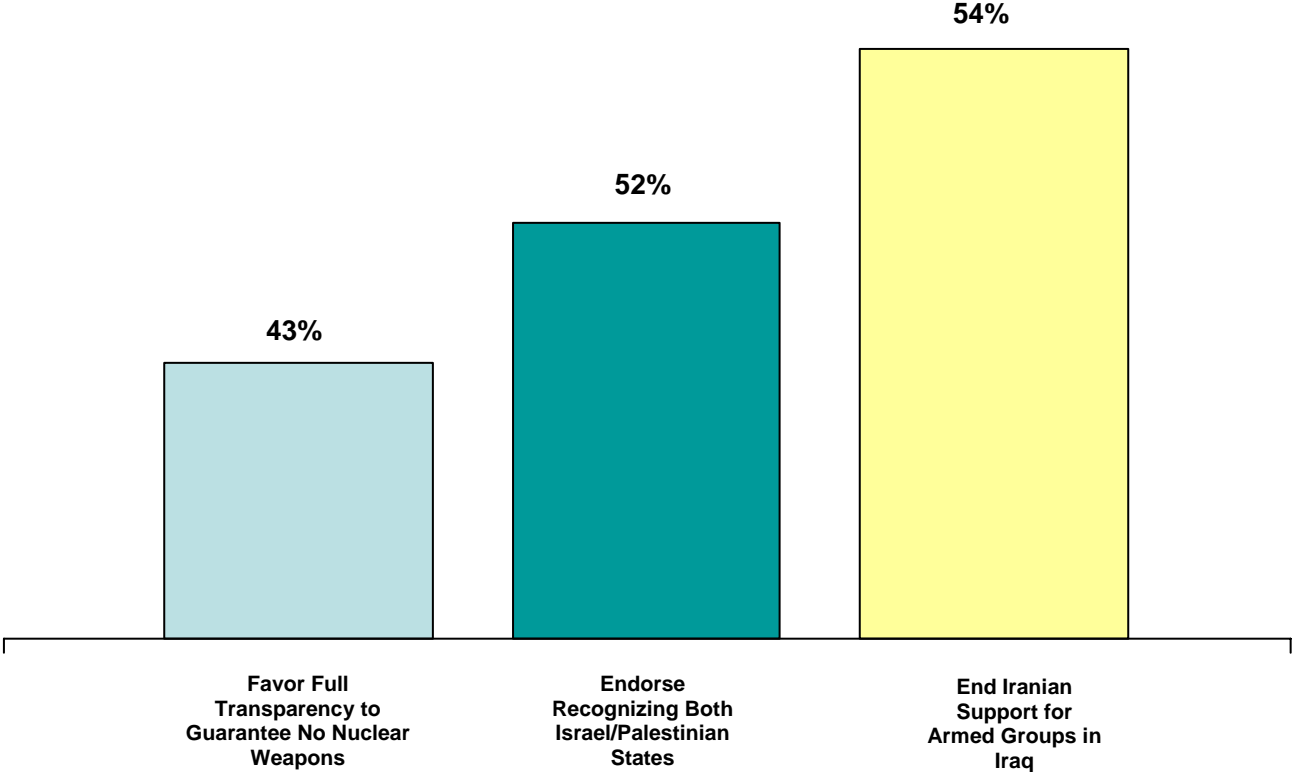
**On Relations with the United States, Percent of Iranians Who:**



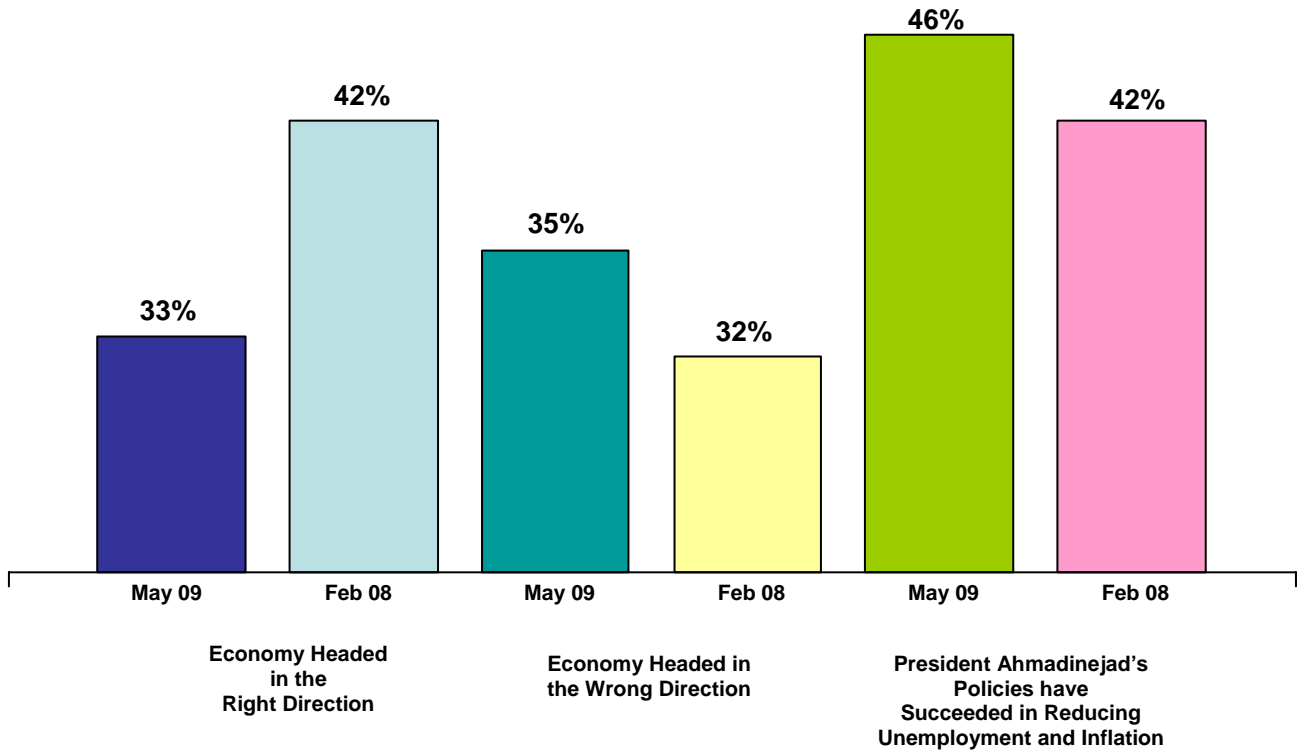
**On Relations with the United States, Percent of Iranians Who:**



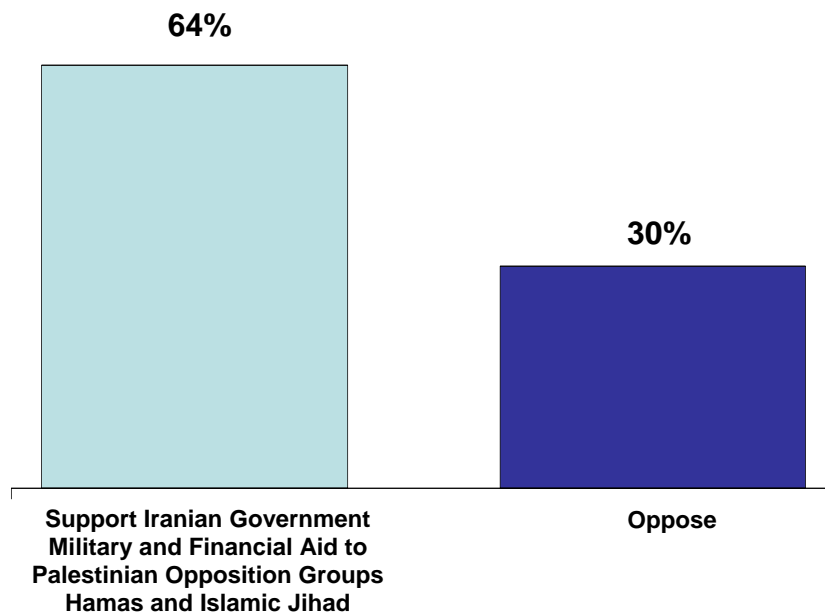
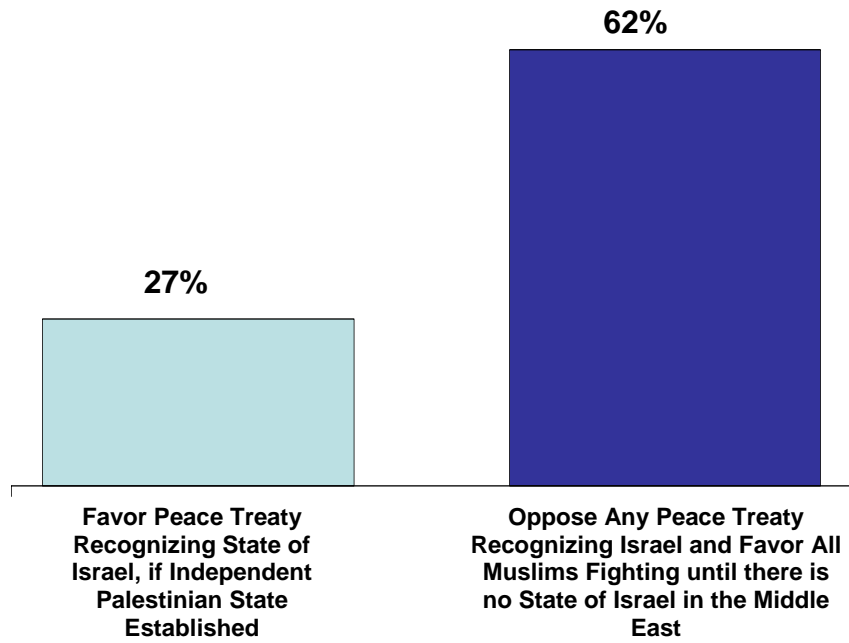
**In Return for US Recognition and Trade, Percent of Iranians Who:**



## On the Iranian Economy:

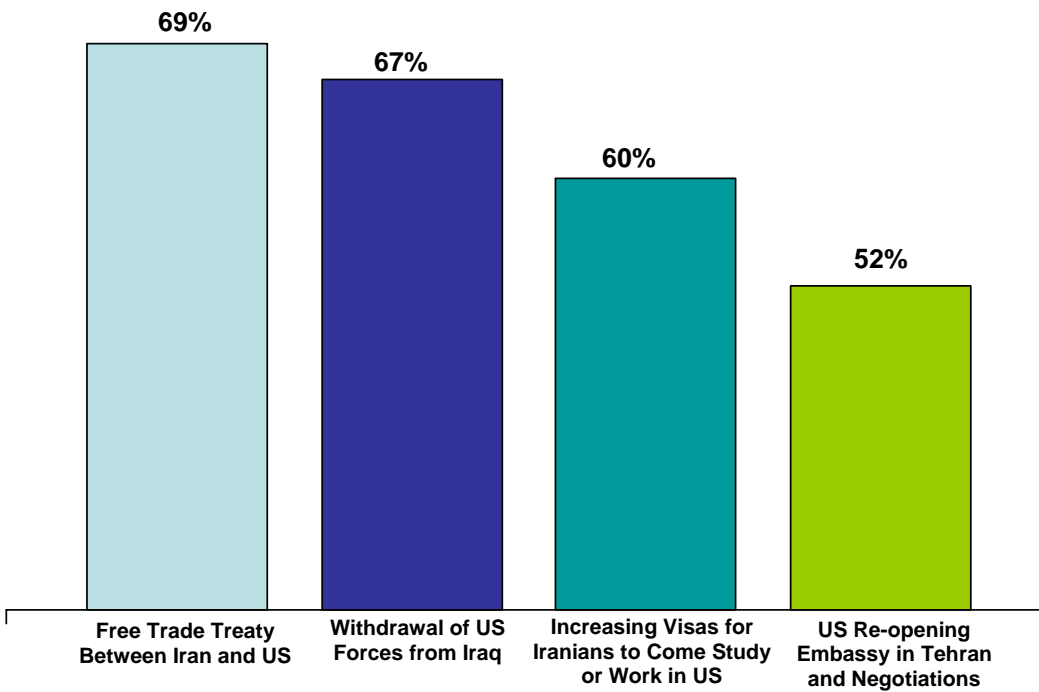


## On Israel:

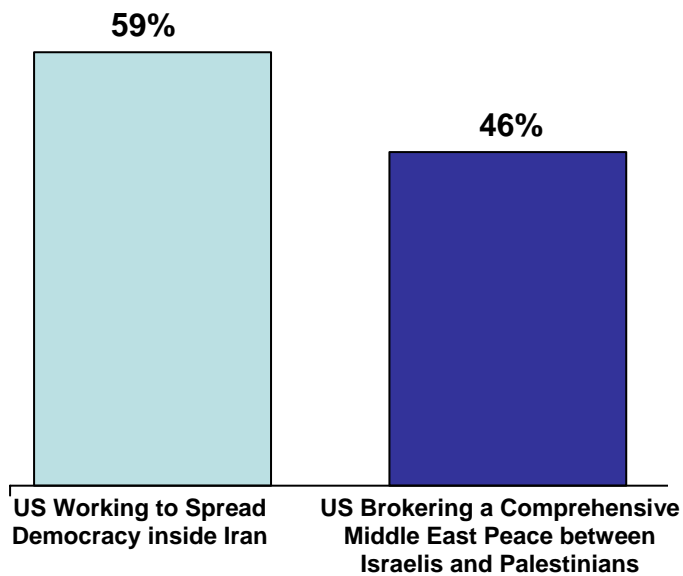




## The Following Would Improve Opinion of the United States among Iranians:

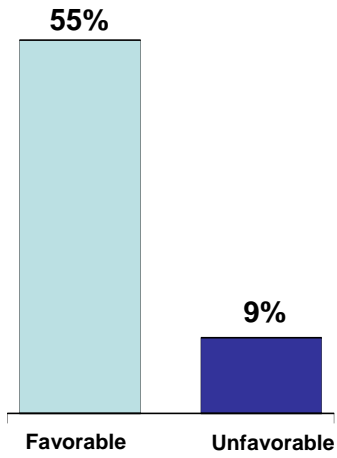


## The Following Would NOT Improve Opinion of US:

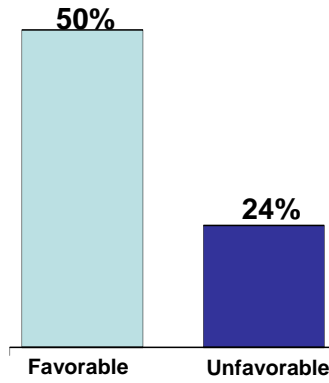


## Views on Non-Iranians:

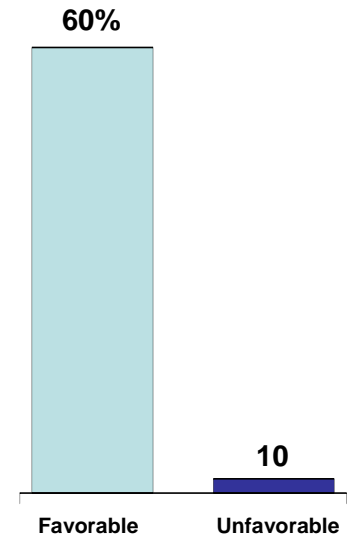
### Chinese



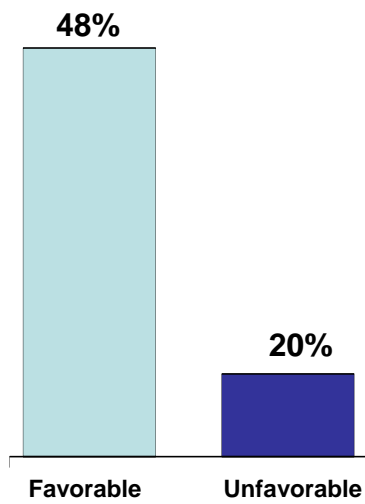
### Arabs



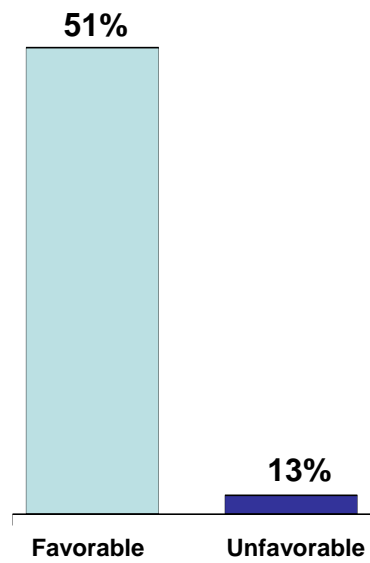
### Turks



### Americans

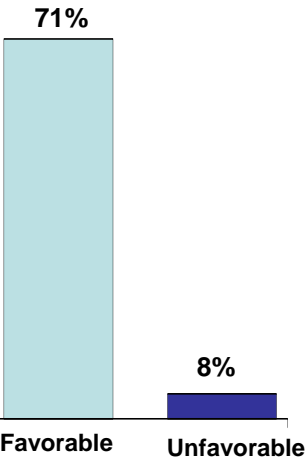


### French

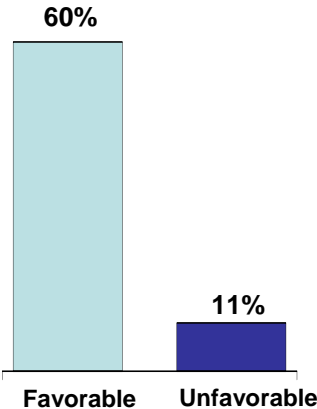


**Views on Other Sects/Religions:**

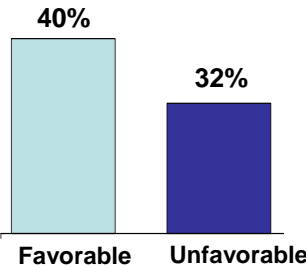
Sunni Muslims



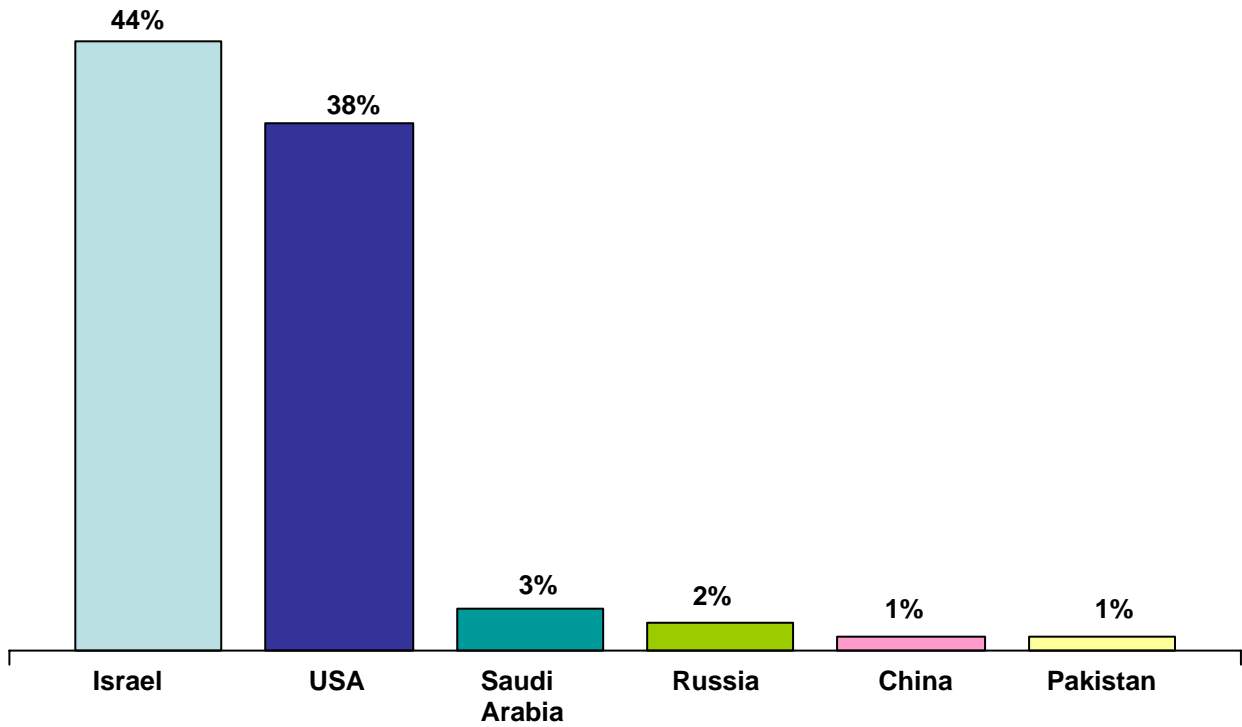
Christians



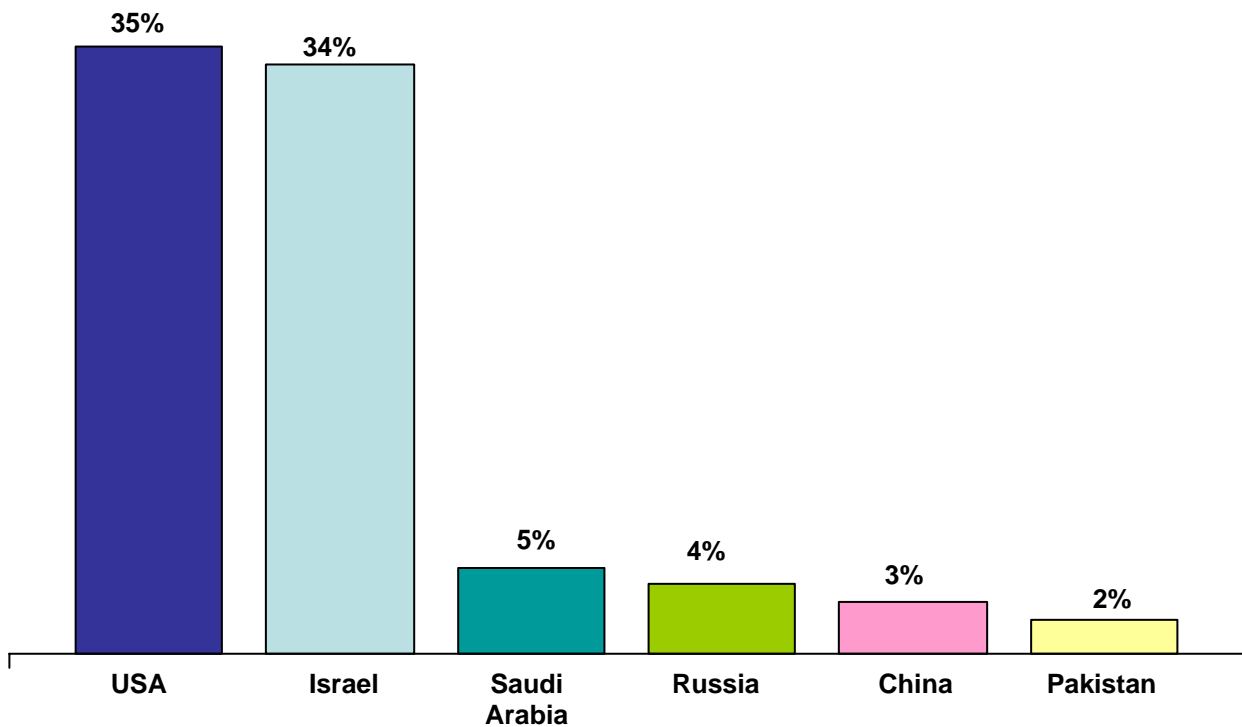
Jews



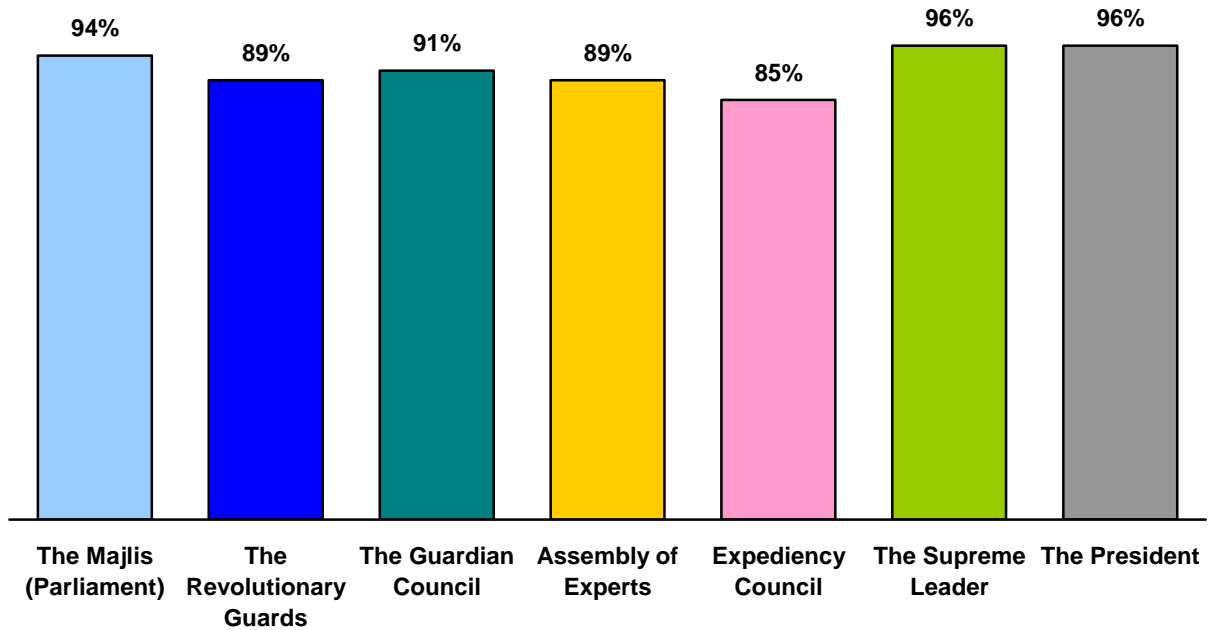
## Which Countries Pose the Greatest Threat to Iran?



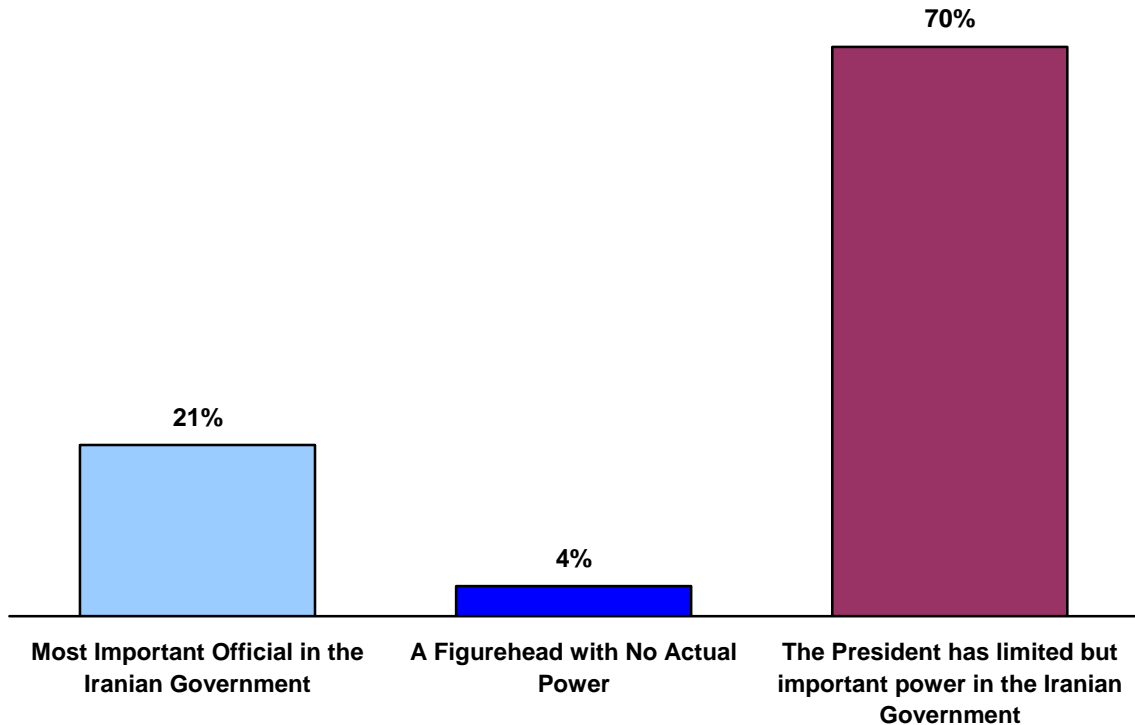
## The Second Greatest Threat



### Institutions that Iranians Think as Influential in Iran:



### The Extent of President's Power in Iran:



## Background on TFT:

**Terror Free Tomorrow: The Center for Public Opinion (“TFT”)** is a non-partisan, 501(c) (3) not-for-profit established in Washington, D.C.

Terror Free Tomorrow finds out why people support or oppose extremism. Our work is pioneering. TFT is the first to conduct uncensored, independent, comprehensive nationwide public opinion surveys in Iran, Saudi Arabia and Syria, path breaking surveys in Pakistan, and the first surveys of Indonesia following the tsunami in December 2004 and Pakistan after the October 2005 earthquake.

Covered by every major media outlet throughout the world, TFT surveys have been the subject of editorials in the *Wall Street Journal*, *Washington Post*, *New York Times*, *Financial Times*, *Christian Science Monitor*, *Los Angeles Times*, *Guardian*, *The Economist*, *Time*, *Foreign Policy*, *San Francisco Chronicle*, *International Herald Tribune*, etc., front page news articles in the *New York Times* and *Washington Post*, featured coverage by the Associated Press, Reuters and UPI and numerous featured reports on CNN, NBC and CBS News programs.

Since 2005, Terror Free Tomorrow has conducted more than thirty nationwide public opinion surveys around the world, including in Iran, Indonesia, Pakistan, Bangladesh, Syria, Turkey, Nigeria, Saudi Arabia, India, the United Arab Emirates and elsewhere.

- **IN PAKISTAN**, Terror Free Tomorrow’s nationwide pre-election survey in February 2008 was front page news and the subject of editorials in every major newspaper. Indeed, a feature article from one of Pakistan’s leading newspapers (*Daily Times*) found that the Pakistani government had a plan to rig the Pakistani elections, but that Terror Free Tomorrow’s public opinion poll helped to “*definitely prevent the government from massive rigging.*” According to the article, a senior government official with ties to Pakistani intelligence confirmed that “*a plan to rig the elections was in the works,*” but that the polling “*created an atmosphere where there was no choice but to have free and fair elections.*” The article also quotes one of the highest officials in President Musharraf’s own political party, who admitted that the polling “*deter[ed] any state-sponsored manipulation.*”

In the U.S. and West, the poll was relied on in commentary from the *Washington Post*, *Christian Science Monitor* and the *Los Angeles Times*, to CNN, *The Economist*, *Financial Times* and the Council on Foreign Relations, with news coverage in the *New York Times*, *Washington Post*, AP and around the world.

- **IN SAUDI ARABIA**, TFT’s unprecedented survey was hailed by the major reform-minded Arabic press as “*a survey of profound importance*” (*Al-Watan*; *Asharq Al-Awsat*), and extensively reported in front page coverage throughout Saudi and Arabic media. According to *Al-Watan*, the leading reform newspaper

in Saudi Arabia, TFT's survey was "*a rare and remarkable in-depth study of Saudi society*" that can help "*bear witness to a new consciousness in the Arab and Muslim world.*"

For the U.S., the poll was relied on in commentary from the *Christian Science Monitor* to the *San Francisco Chronicle*, with the *International Herald Tribune* citing the survey as "a highly regarded study." News coverage was global, including AP, the *New York Times*, *Washington Post*, *Wall Street Journal*, *USA Today*, Reuters, CNN and more.

- **IN IRAN**, TFT's surveys were the first uncensored poll of the Iranian people in five years, headlined by the leading student organization in Iran, throughout Iranian blogs and by the leaders of the pro-democracy movement.

Our Iran survey made a real impact to Iranians themselves. Called "*an act of bravery by ordinary citizens*," TFT's survey "*after so many years of isolation, and despite the risk*," is giving the Iranian people themselves a voice (*International Herald Tribune*).

For the American and international policy debate, our surveys have been featured in a lead news story by the *Washington Post* and in editorials in the *Wall Street Journal*, *New York Times*, *Economist*, *Guardian* and *New York Post*, among others. One editorial concluded that Terror Free Tomorrow findings provide "*the most complete and nuanced understanding of one of the most important foreign-policy challenges we face in the 21st century.*"

- **IN PAKISTAN**, TFT's nationwide survey in August 2007 was the "*oft-quoted standard*" for the democracy debate inside Pakistan (*The News*).

In the American foreign policy debate, the survey was relied on in editorials from the *Washington Post* to the *Los Angeles Times*, part of front page coverage in the *New York Times* and *Washington Post*, a feature story on CNN, and in hearings before the House Foreign Affairs and Armed Services Committees.

Our earlier nationwide survey—the first after the October 2005 earthquake—serves as a principal finding by the U.S. Senate for the United States to gain vital goodwill against extremism by "taking the lead" in relief efforts to Pakistani earthquake victims (Senate Resolution #356).

- **IN INDONESIA** and **BANGLADESH**, Admiral Mullen, Chair of the Joint Chiefs, states that TFT surveys are a "critical factor" in launching the U.S. Navy's humanitarian medical missions. Our surveys showed that the Navy's hospital ship, treating 61,000 needy patients, changed public opinion favorably toward the United States and against terrorism—resulting, according to Admiral Mullen, in even more medical missions by the Navy. Admiral Mullen has written that TFT's findings provide proof to "one of the defining moments of this new

century.”

Former Presidents Clinton and Bush relied on our survey—the first after the tsunami—as proof of the power of continued humanitarian aid to counter extremism in the world’s largest Muslim country.

TFT’s work is also impacting the highest levels of the U.S. Congress and Administration.

Our first Iran survey was the featured topic of a hearing before the House National Security Subcommittee, with TFT President Ken Ballen the lead witness. Our surveys have also been the topic for testimony in other Congressional hearings before the House Foreign Affairs, Intelligence and Armed Services Committees, and the Senate Foreign Relations Committee.

TFT’s work has been relied on by the State Department as an independent benchmark in evaluating the success of American foreign policy (*State Dept Performance and Accountability Report*), and by the Department of Defense in the *National Military Strategic Plan for the War on Terrorism*.

Praised by leading experts, scholars and think-tanks such as the Council on Foreign Relations, the New America Foundation, Brookings, CSIS, the Heritage Foundation, the Carnegie Endowment and the Nixon Center, our surveys have been featured in editorials spanning the political spectrum from *The Wall Street Journal* to *The New York Times*, from the *Washington Post* to the *Los Angeles Times*, *Financial Times*, *The Economist* and the *Guardian*.

Terror Free Tomorrow’s surveys have been cited by President Barack Obama, former Presidents Bill Clinton and George H.W. Bush, in the US Congress (on the Senate Floor, by key Senators and Congressmen, and in both House and Senate testimony), at the United Nations, and by the US Department of State and Department of Defense, as well as prominent leading think-tanks such as the New America Foundation, the Heritage Foundation, the Brookings Institution, the Nixon Center, the Center for Strategic and International Studies (CSIS), the Council on Foreign Relations, the Carnegie Endowment and the Clinton Global Initiative. TFT is a member of the Clinton Global Initiative.

Terror Free Tomorrow’s President, Ken Ballen, successfully prosecuted international terrorists and played a leading role in some of the most important Congressional investigations over the past two decades. Our distinguished international Advisory Board is led by former 9/11 Commission Co-Chair Lee Hamilton, Senator John McCain, and former Senate Majority Leader Bill Frist.

TFT findings have also been relied on cited in important books on foreign policy, such as President Barack Obama’s *The Audacity of Hope*; Benazir Bhutto’s posthumous *Reconciliation* and Peter Bergen’s *The Osama bin Laden I Know*, among others.



## **Methodology:**

This survey was conducted by Terror Free Tomorrow: The Center for Public Opinion (“TFT”) and the New America Foundation, with fieldwork by KA Europe SPRL. Interviews were conducted by phone from a CATI facility in the region but outside Iran, in Farsi. They were conducted among a random national sample of 1,001 Iranians aged 18 and older from May 11th to 20th, 2009. The exact location of the CATI facility is not identified in order to maintain confidentiality for the interviewing team. The questionnaire consisted of 31 substantive questions, 17 demographic questions, and 24 quality control questions.

During the course of fieldwork, there were 2,364 contact attempts made. Of these, 625 resulted in non-contacts, yielding a non-contact rate of 26.4%. Another 39 contact attempts resulted in non-eligible respondents because they were not Iranian nationals, and 8 respondents were never available for scheduled call-backs. Of the 1,731 successful contacts, there were 730 refusals giving the study a 57.8% response rate. The last poll conducted by KA/TFT had 54.5% response rate. This poll has a +/- 3.1% margin of error at the 95% confidence interval.

TFT and KA use telephone interviewing instead of face-to-face research in Iran because of the political and social constraints inside Iran. Face-to-face interviewing in Iran can be difficult for interviewers who risk possible prosecution and imprisonment. Face-to-face interviewing also poses issues related to access to households and respondents due to social considerations. Access to female respondents across the Middle East can be challenging.

These problems can be overcome through the use of CATI research in Iran. Iran has an estimated national land-line telephone penetration rate of over 90%, which gives it a higher telephone penetration rate than most other countries. The high percentage of landline households also reduces potential bias from cell phone-only households.

Interviews were conducted by 21 trained interviewers who are native Farsi speakers, and have worked on numerous other surveys into Iran. Interviewers were briefed on a number of items including, but not limited to, the objective of the program and survey details, selection of respondents, the questionnaire (both asking of questions and recording of responses), timing and control issues, and usage of the CATI system. Interviews were subjected to numerous quality control procedures, including direct supervision of all interviews by a supervisor experienced in Iranian surveys.

The target sample was a random selection of Iranian nationals, both male and female, above the age of 18. The sample covered all 30 provinces of Iran, with the number of sampling points chosen in proportion to the size of each province’s population, as well as both urban and rural strata. Sampling points were chosen by randomly selecting telephone exchanges within each province and

randomizing the digits in the telephone numbers. Both starting points and households within each exchange were randomly selected while accommodating for the fact that telephone exchanges in Iran are indiscriminately assigned and mix both business and residential numbers. Respondents within each household were selected using the “Last Birthday” method.

The interview was completed on the first call for 72.0% of respondents. The designated respondent was called up to 3 times in an attempt to secure an interview. The interview was completed during the second call for 11.1% of respondents, and on the third call for 16.9% of respondents. If the interviewer failed to speak to the eligible person after 3 callbacks, then the interviewer skipped to the next telephone number using the CATI system. Call-backs were utilized for 342 respondents; 280 of them were interviewed and 62 of them were not interviewed after 3 call-backs.

The survey yielded demographic results similar to those available from the official national population data from the Islamic Republic of Iran. While the results were very close to the census data, KA did apply light weights to the survey data. The final data are weighted for age, gender, province, and urban-rural distribution, as a slightly higher proportion of rural respondents were in the sample. A chart showing the weighting follows below.

TFT/KA’s previous nationwide surveys of Iran, used for comparison, were conducted from February 15 to 24, 2008, and from June 5 to 18, 2007, employing the same methodology and coverage. Those surveys can be also be accessed in the Polls section of [www.terrorfreetomorrow.org](http://www.terrorfreetomorrow.org).

**Chart 1 – Weighted vs. Unweighted Demographics**

	<b>National Population % (2005)<sup>1</sup></b>	<b>TFT W3 (Unweighted)</b>	<b>TFT W3 (Weighted)</b>
<b>Gender</b>			
Male	51%	50%	51%
Female	49%	50%	49%
<b>Age</b>			
18-24	26%	25%	26%
25-34	27%	31%	27%
35-44	19%	21%	19%
45-54	13%	15%	13%
55+	15%	9%	15%
<b>Geographic Code</b>			
Urban	69%	64%	69%
Rural	31%	36%	31%
<b>Province/City/Region</b>			
Arbadil	2%	2%	2%
Azerbaijani Gharbi	4%	4%	4%
Azerbaijani Sharqi	5%	5%	5%
Bushehr	1%	1%	1%
Chaharmahal & Bakhtiyari	1%	1%	1%
Esfahan	6%	6%	6%
Fars	6%	6%	6%
Gilan	3%	3%	3%
Hamadan	2%	2%	2%
Hormozgan	2%	2%	2%
Ilam	1%	1%	1%
Kerman	4%	4%	4%
Kermanshah	3%	3%	3%
South Khorasan	1%	1%	1%
Khuzestan	6%	6%	6%
Kohgiluyeh & Boyerahmad	1%	1%	1%
Kordestan	2%	2%	2%
Lorestan	2%	2%	2%
Markazi	2%	2%	2%
Mazandaran	4%	4%	4%
Semnan	1%	1%	1%
Sistan & Baluchestan	3%	3%	3%
Tehran	19%	19%	19%
Yazd	1%	1%	1%
Zanjan	1%	1%	1%
Qazvin	2%	2%	2%
Qom	1%	1%	1%
Golestan	2%	2%	2%
Khorasan Rezavi	8%	8%	8%
North Khorasan	1%	1%	1%

<sup>1</sup> For Wave 1 (June 2007) the 1996 census data was used to compare our sample. For Wave 2 & Wave 3, we have the more updated 2005 census data available for comparison.

Chart 2 – Telephone Penetration in Iran



East Azarbayejan	95-99%	Kordestan	80-85%
West Azarbayejan	80-85%	Kerman	80-85%
Ardebil	95-99%	Kermanshah	80-85%
Esfahan	95-99%	Kohgiluyeh & Boyerahmad	75-80%
Ilam	80-85%	Gilan	75-80%
Bushehr	90-95%	Golestan	95-100%
Tehran	97-100%	Lorestan	75-80%
Chaharmahal & Bakhtiari	85-90%	Mazandaran	95-99%
Khurasan	85-90%	Markazi	80-85%
Khuzestan	80-85%	Hormozgan	75-80%
Zanjan	80-85%	Hamadan	80-85%
Semnan	95-99%	Yazd	95-99%
Sistan & Baluchestan	75-80%		
Fars	80-85%		
Qazvin	80-85%		
Qom	85-90%		

The source of statistical information is the official website of STATISTICAL CENTRE OF IRAN (SCI). SCI also publishes official statistics on telephone installation and in-use figures, and places of usage (household, offices, public). SCI cites the Iranian Telecom Company as the source. The most recent data are from 2004 (Muslim Calendar Year 1383).

**Chart 3—Distribution of Population and the Telephone Sample**  
(Data Source: 2005 Population Estimates of Statistical Centre of Iran)

<b>Province (Ostan)</b>	<b>Population</b>	<b>Percentage of Population</b>	<b>Number of Interviews</b>
<b>Total country</b>	<b>70,495,782</b>	<b>100%</b>	<b>1,001</b>
Ardebil	1,228,155	1.7%	18
West Azarbayejan	2,873,459	4.1%	41
East Azarbayejan	3,603,456	5.1%	51
Bushehr	886,267	1.3%	13
Chaharmahal & Bakhtiyari	857,910	1.2%	11
Esfahan	4,559,256	6.5%	65
Fars	4,336,878	6.2%	62
Gilan	2,404,861	3.4%	34
Hamadan	1,703,267	2.4%	24
Hormozgan	1,403,674	2.0%	20
Ilam	545,787	0.8%	8
Kerman	2,652,413	3.8%	38
Kermanshah	1,879,385	2.7%	27
South Khorasan	636,420	0.9%	9
Khuzestan	4,274,979	6.1%	61
Kohgiluyeh & Boyerahmad	634,299	0.9%	9
Kordestan	1,440,156	2.0%	20
Lorestan	1,716,527	2.4%	24
Markazi	1,351,257	1.9%	19
Mazandaran	2,922,432	4.1%	41
Semnan	589,742	0.8%	8
Sistan & Baluchestan	2,405,742	3.4%	34
Tehran	13,422,366	19.0%	191
Yazd	990,818	1.4%	14
Zanjan	964,601	1.4%	14
Qazvin	1,143,200	1.6%	16
Qom	1,046,737	1.5%	15
Golestan	1,617,087	2.3%	23
Khorasan Rezavi	5,593,079	7.9%	79
North Khorasan	811,572	1.2%	12

## Terror Free Tomorrow Iran- May 2009 Topline Questions/ Answers

### M5: Urbanization

	Frequency	Percent
Major Metros	272	27.2
Other Urban	366	36.6
Towns	327	32.7
Villages	36	3.6
Total	1001	100.0

Terror Free Tomorrow: Iran, May 2009

### M6: Province

	Frequency	Percent
Ardebil	18	1.8
Azerbaijani Gharbi	41	4.1
Azerbaijani Sharqi	51	5.1
Bushehr	13	1.3
Chahar Mahall Va Bakhtiari	11	1.1
Esfahan	65	6.5
Fars	62	6.2
Gilan	34	3.4
Hamadan	24	2.4
Hormozgan	20	2.0
Ilam	8	.8
Kerman	38	3.8
Kermanshahan	27	2.7
South Khorasan	9	.9
Khuzestan	61	6.1
Kohkiluyeh Va Buyer Ahmadi	9	.9
Kordestan	20	2.0
Lorestan	24	2.4
Markazi	19	1.9
Mazandaran	41	4.1
Semnan	8	.8
Sistan Va Baluchistan	34	3.4
Tehran	191	19.1
Yazd	14	1.4
Zanjan	14	1.4
Qazvin	16	1.6
Qom	15	1.5
Golestan	23	2.3
Khorasan Rezavi	79	7.9
North Khorasan	12	1.2
Total	1001	100.0

Terror Free Tomorrow: Iran, May 2009

**Q1: Which of the following sources do you use most often for news and information?**

	Frequency	Percent
Television	914	91.3
Radio	17	1.7
Newspapers	29	2.9
Internet	28	2.8
Mosque	2	.2
Friends and Family	4	.4
Other sources	2	.2
Refused	2	.2
Don't Know	3	.3
Total	1001	100.0

Terror Free Tomorrow: Iran, May 2009

**Q2a: Do you have access to the Internet...at home?**

	Frequency	Percent
Yes	324	32.4
No	674	67.3
Refused	2	.2
Don't Know	1	.1
Total	1001	100.0

Terror Free Tomorrow: Iran, May 2009

**Q2b: Do you have access to the Internet...at work?**

	Frequency	Percent
Yes	116	11.6
No	882	88.1
Refused	2	.2
Don't Know	1	.1
Total	1001	100.0

Terror Free Tomorrow: Iran, May 2009

**Q2c Do you have access to the Internet...at another location?**

	Frequency	Percent
Yes	88	8.8
No	910	90.9
Refused	2	.2
Don't Know	1	.1
Total	1001	100.0

Terror Free Tomorrow: Iran, May 2009

**Q3: (ASK ONLY THOSE WHO HAVE INTERNET ACCESS (“1” at Q2a, b, or c)):**

**How many days a week do you access the Internet?**

	Frequency	Valid Percent
Every day or almost every day	7.3	7.3
Three or four days a week	7.8	7.8
One or two days a week	9.0	9.0
Less than once a week	13.2	13.2
Never	1.4	1.4
Not Asked	59.3	59.3
Refused	1.3	1.3
Don't Know	.7	.7
Total	100.0	100.0

Terror Free Tomorrow: Iran, May 2009

**Q4: Do you think the economy in Iran today is going in the right direction, or do you think it is going in the wrong direction?**

	Frequency	Percent
The Iranian economy is headed in the right direction	326	32.6
The Iranian economy is headed in the wrong direction	348	34.8
Neither Right nor Wrong Direction	191	19.1
Refused	10	1.0
Don't know	126	12.6
Total	1001	100.0

Terror Free Tomorrow: Iran, May 2009



**Q5: How do you feel about the overall economic situation in Iran today? Would you say the overall economic situation is excellent, good, fair or poor?**

	Frequency	Percent
Excellent	46	4.6
Good	223	22.3
Fair	430	43.0
Poor	283	28.3
Refused	2	.2
Don't know	17	1.7
Total	1001	100.0

Terror Free Tomorrow: Iran, May 2009

**Q6: In terms of your own personal economic situation, do you think your financial situation today is better, the same, or worse than it was when President Ahmadinejad took office in August 2005?**

	Frequency	Percent
Better	289	28.9
The same	471	47.1
Worse	236	23.6
Refused	1	.1
Don't know	4	.4
Total	1001	100.0

Terror Free Tomorrow: Iran, May 2009

**Q7: Overall, would you say President Ahmadinejad's policies have or have not succeeded in reducing unemployment and inflation?**

	Frequency	Percent
Have succeeded	455	45.5
Have not succeeded	443	44.3
Refused	25	2.5
Don't know	78	7.8
Total	1001	100.0

Terror Free Tomorrow: Iran, May 2009

**Q8: Do you feel that President Ahmadinejad has kept his campaign promise to “put oil money on the tables of the people themselves”?**

	Frequency	Percent
Yes	278	27.8
No	581	58.0
Refused	26	2.6
Don't know	116	11.6
Total	1001	100.0

Terror Free Tomorrow: Iran, May 2009

**Q9a: I will read a list of countries. Please tell me your opinion of each country. Is your opinion very favorable, somewhat favorable, somewhat unfavorable, or very unfavorable?**

### China

	Frequency	Percent
Very favorable	257	25.7
Somewhat favorable	316	31.6
Somewhat unfavorable	82	8.2
Very unfavorable	110	11.0
Refused	16	1.6
Don't Know	220	22.0
Total	1001	100.0

Terror Free Tomorrow: Iran, May 2009

**Q9b: I will read a list of countries. Please tell me your opinion of each country. Is your opinion very favorable, somewhat favorable, somewhat unfavorable, or very unfavorable?**

### The United States

	Frequency	Percent
Very favorable	137	13.7
Somewhat favorable	154	15.4
Somewhat unfavorable	86	8.6
Very unfavorable	470	47.0
Refused	22	2.2
Don't Know	132	13.2
Total	1001	100.0

Terror Free Tomorrow: Iran, May 2009

**Q9c: I will read a list of countries. Please tell me your opinion of each country. Is your opinion very favorable, somewhat favorable, somewhat unfavorable, or very unfavorable?**

**Saudi Arabia**

	Frequency	Percent
Very favorable	155	15.5
Somewhat favorable	286	28.6
Somewhat unfavorable	143	14.3
Very unfavorable	197	19.7
Refused	16	1.6
Don't Know	204	20.4
Total	1001	100.0

Terror Free Tomorrow: Iran, May 2009

**Q9d: I will read a list of countries. Please tell me your opinion of each country. Is your opinion very favorable, somewhat favorable, somewhat unfavorable, or very unfavorable?**

**Turkey**

	Frequency	Percent
Very favorable	257	25.7
Somewhat favorable	326	32.6
Somewhat unfavorable	78	7.8
Very unfavorable	88	8.8
Refused	19	1.9
Don't Know	233	23.3
Total	1001	100.0

Terror Free Tomorrow: Iran, May 2009

**Q9e: I will read a list of countries. Please tell me your opinion of each country. Is your opinion very favorable, somewhat favorable, somewhat unfavorable, or very unfavorable?**

**France**

	Frequency	Percent
Very favorable	200	20.0
Somewhat favorable	264	26.4
Somewhat unfavorable	108	10.8
Very unfavorable	130	13.0
Refused	18	1.8
Don't Know	281	28.1
Total	1001	100.0

Terror Free Tomorrow: Iran, May 2009

**Q9f: I will read a list of countries. Please tell me your opinion of each country. Is your opinion very favorable, somewhat favorable, somewhat unfavorable, or very unfavorable?**

**Israel**

	Frequency	Percent
Very favorable	17	1.7
Somewhat favorable	31	3.1
Somewhat unfavorable	68	6.8
Very unfavorable	718	71.7
Refused	22	2.2
Don't Know	145	14.5
Total	1001	100.0

Terror Free Tomorrow: Iran, May 2009

**Q10a: I will now read a list of different kinds of people. Please tell me your opinion of each group of people. Is your opinion very favorable, somewhat favorable, somewhat unfavorable, or very unfavorable?**

**Chinese**

	Frequency	Percent
Very favorable	217	21.7
Somewhat favorable	337	33.7
Somewhat unfavorable	45	4.5
Very unfavorable	43	4.3
Refused	16	1.6
Don't Know	343	34.3
Total	1001	100.0

Terror Free Tomorrow: Iran, May 2009

**Q10b: I will now read a list of different kinds of people. Please tell me your opinion of each group of people. Is your opinion very favorable, somewhat favorable, somewhat unfavorable, or very unfavorable?**

**Arabs**

	Frequency	Percent
Very favorable	164	16.4
Somewhat favorable	333	33.3
Somewhat unfavorable	107	10.7
Very unfavorable	132	13.2
Refused	14	1.4
Don't Know	251	25.1
Total	1001	100.0

Terror Free Tomorrow: Iran, May 2009

**Q10c: I will now read a list of different kinds of people. Please tell me your opinion of each group of people. Is your opinion very favorable, somewhat favorable, somewhat unfavorable, or very unfavorable?**

### Americans

	Frequency	Percent
Very favorable	178	17.8
Somewhat favorable	305	30.5
Somewhat unfavorable	71	7.1
Very unfavorable	131	13.1
Refused	21	2.1
Don't Know	295	29.5
Total	1001	100.0

Terror Free Tomorrow: Iran, May 2009

**Q10d: I will now read a list of different kinds of people. Please tell me your opinion of each group of people. Is your opinion very favorable, somewhat favorable, somewhat unfavorable, or very unfavorable?**

### French

	Frequency	Percent
Very favorable	195	19.5
Somewhat favorable	318	31.8
Somewhat unfavorable	61	6.1
Very unfavorable	66	6.6
Refused	19	1.9
Don't Know	342	34.2
Total	1001	100.0

Terror Free Tomorrow: Iran, May 2009

**Q10e: I will now read a list of different kinds of people. Please tell me your opinion of each group of people. Is your opinion very favorable, somewhat favorable, somewhat unfavorable, or very unfavorable?**

### Turks

	Frequency	Percent
1 Very favorable	242	24.2
2 Somewhat favorable	356	35.6
3 Somewhat unfavorable	53	5.3
4 Very unfavorable	44	4.4
Refused	16	1.6
Don't Know	290	29.0
Total	1001	100.0

Terror Free Tomorrow: Iran, May 2009

**Q10f: I will now read a list of different kinds of people. Please tell me your opinion of each group of people. Is your opinion very favorable, somewhat favorable, somewhat unfavorable, or very unfavorable?**

### **Sunni Muslims**

	Frequency	Percent
Very favorable	318	31.8
Somewhat favorable	392	39.2
Somewhat unfavorable	39	3.9
Very unfavorable	38	3.8
Refused	17	1.7
Don't Know	197	19.7
Total	1001	100.0

Terror Free Tomorrow: Iran, May 2009

**Q10g: I will now read a list of different kinds of people. Please tell me your opinion of each group of people. Is your opinion very favorable, somewhat favorable, somewhat unfavorable, or very unfavorable?**

### **Jews**

	Frequency	Percent
Very favorable	112	11.2
Somewhat favorable	284	28.4
Somewhat unfavorable	96	9.6
Very unfavorable	221	22.1
Refused	21	2.1
Don't Know	267	26.7
Total	1001	100.0

Terror Free Tomorrow: Iran, May 2009

**Q10h: I will now read a list of different kinds of people. Please tell me your opinion of each group of people. Is your opinion very favorable, somewhat favorable, somewhat unfavorable, or very unfavorable?**

### **Christians**

	Frequency	Percent
Very favorable	224	22.4
Somewhat favorable	377	37.7
Somewhat unfavorable	52	5.2
Very unfavorable	53	5.3
Refused	21	2.1
Don't Know	274	27.4
Total	1001	100.0

Terror Free Tomorrow: Iran, May 2009

**Q11a: Do you favor or oppose investment from Western countries in Iran to create more jobs?**

	Frequency	Percent
Strongly favor	479	47.9
Somewhat favor	225	22.5
Somewhat oppose	53	5.3
Strongly oppose	171	17.1
Refused	7	.7
Don't know	66	6.6
Total	1001	100.0

Terror Free Tomorrow: Iran, May 2009

**Q11b: Do you favor or oppose medical, education and humanitarian assistance from Western countries to Iranian people in need?**

	Frequency	Percent
Strongly favor	548	54.7
Somewhat favor	254	25.4
Somewhat oppose	52	5.2
Strongly oppose	124	12.4
Refused	2	.2
Don't know	21	2.1
Total	1001	100.0

Terror Free Tomorrow: Iran, May 2009

**Q12a: Do you favor or oppose the Government of the Islamic Republic of Iran developing nuclear energy?**

	Frequency	Percent
Strongly favor	832	83.1
Somewhat favor	112	11.2
Somewhat oppose	12	1.2
Strongly oppose	12	1.2
Refused	4	.4
Don't know	29	2.9
Total	1001	100.0

Terror Free Tomorrow: Iran, May 2009

**Q12b: Apart from nuclear energy, do you favor or oppose the Government of the Islamic Republic of Iran developing nuclear weapons?**

	Frequency	Percent
Strongly favor	332	33.2
Somewhat favor	183	18.3
Somewhat oppose	72	7.2
Strongly oppose	329	32.9
Refused	13	1.3
Don't know	72	7.2
Total	1001	100.0

Terror Free Tomorrow: Iran, May 2009

**Q13a: I'm going to read a list of types of assistance which Iran has been offered by other countries. These have been offered if Iran provides full inspections and a guarantee not to develop or possess nuclear weapons. For each, please tell me if you would support or oppose Iran receiving this type of assistance in return for Iran guaranteeing not to develop nuclear weapons.**

### **Trade and capital investment overall to create more jobs**

	Frequency	Percent
Support	739	73.8
Oppose	191	19.1
Refused question	16	1.6
Don't Know	55	5.5
Total	1001	100.0

Terror Free Tomorrow: Iran, May 2009

**Q13b: I'm going to read a list of types of assistance which Iran has been offered by other countries. These have been offered if Iran provides full inspections and a guarantee not to develop or possess nuclear weapons. For each, please tell me if you would support or oppose Iran receiving this type of assistance in return for Iran guaranteeing not to develop nuclear weapons.**

### **Trade and capital investment in energy refineries to lower the price of gasoline**

	Frequency	Percent
1 Support	696	69.5
2 Oppose	216	21.6
Refused question	14	1.4
Don't Know	75	7.5
Total	1001	100.0

Terror Free Tomorrow: Iran, May 2009



**Q13c: I'm going to read a list of types of assistance which Iran has been offered by other countries. These have been offered if Iran provides full inspections and a guarantee not to develop or possess nuclear weapons. For each, please tell me if you would support or oppose Iran receiving this type of assistance in return for Iran guaranteeing not to develop nuclear weapons.**

**Medical, education and humanitarian assistance to Iranian people in need**

	Frequency	Percent
1 Support	733	73.2
2 Oppose	205	20.5
Refused question	11	1.1
Don't Know	52	5.2
Total	1001	100.0

Terror Free Tomorrow: Iran, May 2009

**Q13d: I'm going to read a list of types of assistance which Iran has been offered by other countries. These have been offered if Iran provides full inspections and a guarantee not to develop or possess nuclear weapons. For each, please tell me if you would support or oppose Iran receiving this type of assistance in return for Iran guaranteeing not to develop nuclear weapons.**

**Technological assistance for developing peaceful nuclear energy**

	Frequency	Percent
1 Support	724	72.3
2 Oppose	194	19.4
Refused question	9	.9
Don't Know	74	7.4
Total	1001	100.0

Terror Free Tomorrow: Iran, May 2009

**Q14a: I am going to read you a list of possible long-term goals for the government of Iran. Please tell me whether you think these goals are very important, somewhat important, somewhat unimportant, or not at all important for the government of Iran**

**Developing an arsenal of nuclear weapons**

	Frequency	Percent
Very important	285	28.5
Somewhat important	206	20.6
Somewhat unimportant	106	10.6
Not at all important	249	24.9
Refused	18	1.8
Don't Know	137	13.7
Total	1001	100.0

Terror Free Tomorrow: Iran, May 2009

**Q14b: I am going to read you a list of possible long-term goals for the government of Iran. Please tell me whether you think these goals are very important, somewhat important, somewhat unimportant, or not at all important for the government of Iran**

### **Improving the Iranian economy**

	Frequency	Percent
Very important	807	80.6
Somewhat important	98	9.8
Somewhat unimportant	46	4.6
Not at all important	23	2.3
Refused	5	.5
Don't Know	22	2.2
Total	1001	100.0

Terror Free Tomorrow: Iran, May 2009

**Q14c: I am going to read you a list of possible long-term goals for the government of Iran. Please tell me whether you think these goals are very important, somewhat important, somewhat unimportant, or not at all important for the government of Iran**

### **Providing financial support for Arab and other foreign groups such as Hamas and Hezbollah**

	Frequency	Percent
Very important	344	34.4
Somewhat important	258	25.8
Somewhat unimportant	108	10.8
Not at all important	180	18.0
Refused	17	1.7
Don't Know	94	9.4
Total	1001	100.0

Terror Free Tomorrow: Iran, May 2009

**Q14d: I am going to read you a list of possible long-term goals for the government of Iran. Please tell me whether you think these goals are very important, somewhat important, somewhat unimportant, or not at all important for the government of Iran**

### **Seeking trade and political relations with Western countries**

	Frequency	Percent
Very important	430	43.0
Somewhat important	323	32.3
Somewhat unimportant	93	9.3
Not at all important	65	6.5
Refused	7	.7
Don't Know	83	8.3
Total	1001	100.0

Terror Free Tomorrow: Iran, May 2009

**Q14e: I am going to read you a list of possible long-term goals for the government of Iran. Please tell me whether you think these goals are very important, somewhat important, somewhat unimportant, or not at all important for the government of Iran**

**Ensuring free elections**

	Frequency	Percent
Very important	672	67.1
Somewhat important	199	19.9
Somewhat unimportant	42	4.2
Not at all important	29	2.9
Refused	10	1.0
Don't Know	49	4.9
Total	1001	100.0

Terror Free Tomorrow: Iran, May 2009

**Q14f: I am going to read you a list of possible long-term goals for the government of Iran. Please tell me whether you think these goals are very important, somewhat important, somewhat unimportant, or not at all important for the government of Iran**

**Ensuring a free press**

	Frequency	Percent
Very important	621	62.0
Somewhat important	219	21.9
Somewhat unimportant	65	6.5
Not at all important	39	3.9
Refused	8	.8
Don't Know	49	4.9
Total	1001	100.0

Terror Free Tomorrow: Iran, May 2009

**Q15a: Do you support or oppose the Government of Iran providing military and financial assistance to each of the following groups.**

**Palestinian opposition groups like Hamas and Islamic Jihad**

	Frequency	Percent
Strongly support	362	36.2
Somewhat support	274	27.4
Somewhat oppose	110	11.0
Strongly oppose	192	19.2
Refused	9	.9
Don't Know	54	5.4
Total	1001	100.0

Terror Free Tomorrow: Iran, May 2009

**Q15b: Do you support or oppose the Government of Iran providing military and financial assistance to each of the following groups.**

**Lebanese Hezbollah**

	Frequency	Percent
Strongly support	342	34.2
Somewhat support	282	28.2
Somewhat oppose	111	11.1
Strongly oppose	201	20.1
Refused	9	.9
Don't Know	56	5.6
Total	1001	100.0

Terror Free Tomorrow: Iran, May 2009

**Q15c: Do you support or oppose the Government of Iran providing military and financial assistance to each of the following groups.**

**Iraqi Shiite militias**

	Frequency	Percent
Strongly support	337	33.7
Somewhat support	266	26.6
Somewhat oppose	118	11.8
Strongly oppose	211	21.1
Refused	8	.8
Don't Know	61	6.1
Total	1001	100.0

Terror Free Tomorrow: Iran, May 2009

**Q16: Please listen as I read the following statements and tell me which is closest to your own opinion.**

	Frequency	Percent
I would favor a peace treaty recognizing the State of Israel, if an independent Palestinian state is established.	269	26.9
I oppose any peace treaty recognizing the State of Israel, and I favor all Muslims continuing to fight until there is no State of Israel in the Middle East.	616	61.5
Refused	27	2.7
Don't Know	89	8.9
Total	1001	100.0

**Q17: Do you favor or oppose the government of Iran working with the United States to help resolve the Iraq war?**

	Frequency	Percent
Strongly favor	480	48.0
Somewhat favor	201	20.1
Somewhat oppose	60	6.0
Strongly oppose	182	18.2
Refused	11	1.1
Don't Know	67	6.7
Total	1001	100.0

Terror Free Tomorrow: Iran, May 2009

**Q18: Do you favor or oppose full, unconditional negotiations between the government of the Islamic Republic of Iran and the government of the United States?**

	Frequency	Percent
Strongly favor	401	40.1
Somewhat favor	199	19.9
Somewhat oppose	74	7.4
Strongly oppose	229	22.9
Refused	8	.8
Don't Know	90	9.0
Total	1001	100.0

Terror Free Tomorrow: Iran, May 2009

**Q19: What do you think would be the effect of full, unconditional negotiations between the government of the Islamic Republic of Iran and the government of the United States? Please tell me which of the following statements is closest to your opinion:**

	Frequency	Percent
Full, unconditional negotiations between the US and the Islamic Republic will serve to strengthen the current government of the Islamic Republic.	229	22.9
Full, unconditional negotiations between the US and the Islamic Republic will strengthen those in Iran who support reform and change.	203	20.3
Neither	249	24.9
Refused	41	4.1
Don't Know	279	27.9
Total	1001	100.0

Terror Free Tomorrow: Iran, May 2009

**Q20a: In the past, some Iranian diplomats have offered proposals to the United States that would lead to normal relations. I will read you some of the proposals, beginning with those Iran asked for from the United States. For each, please tell me whether you favor or oppose this proposal.**

**Full United States recognition of Iran and normalized trade relations.**

	Frequency	Percent
Strongly favor	635	63.4
Somewhat favor	135	13.5
Somewhat oppose	51	5.1
Strongly oppose	99	9.9
Refused	9	.9
Don't Know	72	7.2
Total	1001	100.0

Terror Free Tomorrow: Iran, May 2009

**Q20b: In the past, some Iranian diplomats have offered proposals to the United States that would lead to normal relations. I will read you some of the proposals, beginning with those Iran asked for from the United States. For each, please tell me whether you favor or oppose this proposal.**

**Full access for Iran to peaceful nuclear technology**

	Frequency	Percent
Strongly favor	813	81.2
Somewhat favor	75	7.5
Somewhat oppose	25	2.5
Strongly oppose	33	3.3
Refused	11	1.1
Don't Know	44	4.4
Total	1001	100.0

Terror Free Tomorrow: Iran, May 2009

**Q21a: Now, I am going to read you several proposals which some Iranian diplomats were willing to give to the United States in return for normal relations. For each, please tell me whether you would favor or oppose this proposal.**

**Full transparency by Iran to assure that there are no Iranian endeavors to develop or possess nuclear weapons.**

	Frequency	Percent
Strongly favor	299	29.9
Somewhat favor	134	13.4
Somewhat oppose	124	12.4
Strongly oppose	319	31.9
Refused	20	2.0
Don't Know	105	10.5
Total	1001	100.0

Terror Free Tomorrow: Iran, May 2009

**Q21b: Now, I am going to read you several proposals which some Iranian diplomats were willing to give to the United States in return for normal relations. For each, please tell me whether you would favor or oppose this proposal.**

**Endorse recognizing Israel and Palestine each as separate, independent states.**

	Frequency	Percent
Strongly favor	350	35.0
Somewhat favor	171	17.1
Somewhat oppose	91	9.1
Strongly oppose	272	27.2
Refused	14	1.4
Don't Know	103	10.3
Total	1001	100.0

Terror Free Tomorrow: Iran, May 2009

**Q21c: Now, I am going to read you several proposals which some Iranian diplomats were willing to give to the United States in return for normal relations. For each, please tell me whether you would favor or oppose this proposal.**

**Ending Iranian support for any armed group inside Iraq and only using Iranian influence to actively support a peaceful, democratic government in Iraq.**

	Frequency	Percent
Strongly favor	384	38.4
Somewhat favor	157	15.7
Somewhat oppose	100	10.0
Strongly oppose	192	19.2
Refused	24	2.4
Don't Know	144	14.4
Total	1001	100.0

Terror Free Tomorrow: Iran, May 2009

**Q22a: Would the following improve your opinion of the United States?**

**Free trade treaty between the US and Iran?**

	Frequency	Percent
A great deal	406	40.6
Somewhat	288	28.8
Not significantly	76	7.6
Not at all	152	15.2
Refused	9	.9
Don't Know	70	7.0
Total	1001	100.0

Terror Free Tomorrow: Iran, May 2009

**Q22b: Would the following improve your opinion of the United States?**

**The U.S. brokering a comprehensive Middle East peace between Israelis and Palestinians?**

	Frequency	Percent
A great deal	228	22.8
Somewhat	209	20.9
Not significantly	135	13.5
Not at all	325	32.5
Refused	9	.9
Don't Know	95	9.5
Total	1001	100.0

Terror Free Tomorrow: Iran, May 2009

**Q22c: Would the following improve your opinion of the United States?**

**Withdrawal of US forces from Iraq?**

	Frequency	Percent
A great deal	430	43.0
Somewhat	238	23.8
Not significantly	83	8.3
Not at all	171	17.1
Refused	6	.6
Don't Know	73	7.3
Total	1001	100.0

Terror Free Tomorrow: Iran, May 2009



**Q22d: Would the following improve your opinion of the United States?**

**US working to spread democracy inside Iran?**

	Frequency	Percent
A great deal	124	12.4
Somewhat	142	14.2
Not significantly	124	12.4
Not at all	465	46.5
Refused	16	1.6
Don't Know	130	13.0
Total	1001	100.0

Terror Free Tomorrow: Iran, May 2009

**Q22e: Would the following improve your opinion of the United States?**

**US re-opening embassy in Tehran and engaging in comprehensive negotiations with Iran?**

	Frequency	Percent
A great deal	286	28.6
Somewhat	229	22.9
Not significantly	115	11.5
Not at all	270	27.0
Refused	12	1.2
Don't Know	89	8.9
Total	1001	100.0

**Q22f: Would the following improve or not improve you opinion of the United States?**

**US increasing visas for Iranians to come to study or work in US?**

	Frequency	Percent
A great deal	382	38.2
Somewhat	222	22.2
Not significantly	103	10.3
Not at all	215	21.5
Refused	13	1.3
Don't Know	66	6.6
Total	1001	100.0

Terror Free Tomorrow: Iran, May 2009

**Q23a: Which of the following countries do you think poses the greatest threat to Iran?**

	Frequency	Percent
China	9	.9
The United States	379	37.9
Saudi Arabia	28	2.8
Russia	21	2.1
Pakistan	10	1.0
Israel	441	44.1
Refused	37	3.7
Don't Know	76	7.6
Total	1001	100.0

Terror Free Tomorrow: Iran, May 2009

**Q23b: Which of the following countries do you think poses the second greatest threat to Iran?**

	Frequency	Percent
China	25	2.5
The United States	349	34.9
Saudi Arabia	52	5.2
Russia	35	3.5
Pakistan	15	1.5
Israel	339	33.9
Refused	53	5.3
Don't Know	133	13.3
Total	1001	100.0

Terror Free Tomorrow: Iran, May 2009

**Q24a: I am going to read you a list of three options for governing Iran. Please tell me whether you support or oppose each as a form of government for Iran**

**A political system where the “Supreme Leader” rules according to religious principles, and cannot be chosen or replaced by a direct vote of the people**

	Frequency	Percent
Strongly support	199	19.9
Somewhat support	156	15.6
Somewhat oppose	102	10.2
Strongly oppose	466	46.6
Refused	17	1.7
Don't Know	61	6.1
Total	1001	100.0

Terror Free Tomorrow: Iran, May 2009

**Q24b: I am going to read you a list of three options for governing Iran. Please tell me whether you support or oppose each as a form of government for Iran**

**A political system where the “Supreme Leader”, along with all leaders, can be chosen and replaced by a free and direct vote of the people**

	Frequency	Percent
Strongly support	663	66.2
Somewhat support	103	10.3
Somewhat oppose	54	5.4
Strongly oppose	126	12.6
Refused	12	1.2
Don't Know	43	4.3
Total	1001	100.0

Terror Free Tomorrow: Iran, May 2009

**Q24c: I am going to read you a list of three options for governing Iran. Please tell me whether you support or oppose each as a form of government for Iran**

**A political system where there is a monarch who is not elected by the people, rules for life, and his family inherits the right to rule**

	Frequency	Percent
Strongly support	38	3.8
Somewhat support	36	3.6
Somewhat oppose	56	5.6
Strongly oppose	815	81.4
Refused	14	1.4
Don't Know	42	4.2
Total	1001	100.0

Terror Free Tomorrow: Iran, May 2009

**Q25: Now, I would like to ask you some questions about the Presidential elections in June 2009. Do you intend to vote in the Presidential elections?**

	Frequency	Percent
Yes	892	89.1
No	68	6.8
Refused	10	1.0
Don't Know	31	3.1
Total	1001	100.0

Terror Free Tomorrow: Iran, May 2009

**Q26: Do you think that the elections for the President in June 2009 will be free and fair, or do you think they were not free and fair?**

	Frequency	Percent
Free and fair	673	67.2
Not free and fair	139	13.9
Refused	32	3.2
Don't Know	157	15.7
Total	1001	100.0

Terror Free Tomorrow: Iran, May 2009

**Q27: If the Presidential elections were held today, who would you vote for?**

	Frequency	Percent
Mahmoud Ahmadinejad	338	33.8
Mir Hossein Mousavi	136	13.6
Mehdi Karroubi	17	1.7
Mohsen Rezai	9	.9
None	76	7.6
Refused	151	15.1
Don't Know	274	27.4
Total	1001	100.0

Terror Free Tomorrow: Iran, May 2009

**Q28: In the elections for the President in June 2009, is there a candidate NOT on the ballot who you would prefer to vote for?**

	Frequency	Percent
I am satisfied with the choices of candidates for the Presidential elections	588	58.7
I am NOT satisfied with the choices of candidates for the Presidential elections, and would prefer to vote for a candidate NOT on the ballot	229	22.9
Refused	49	4.9
Don't Know	135	13.5
Total	1001	100.0

Terror Free Tomorrow: Iran, May 2009

**Q29a: I am going to read you a list of possible qualities for being a successful President of Iran. Please tell me whether you think these qualities are very important, somewhat important, somewhat unimportant, or not at all important for being a successful President of Iran**

### **Expert in negotiations with the U.S.**

	Frequency	Percent
Very important	704	70.3
Somewhat important	193	19.3
Somewhat unimportant	40	4.0
Not at all important	37	3.7
Refused	9	.9
Don't Know	18	1.8
Total	1001	100.0

Terror Free Tomorrow: Iran, May 2009

**Q29b: I am going to read you a list of possible qualities for being a successful President of Iran. Please tell me whether you think these qualities are very important, somewhat important, somewhat unimportant, or not at all important for being a successful President of Iran**

### **Expert in economic and financial affairs**

	Frequency	Percent
Very important	917	91.6
Somewhat important	71	7.1
Somewhat unimportant	7	.7
Not at all important	1	.1
Refused	1	.1
Don't Know	4	.4
Total	1001	100.0

Terror Free Tomorrow: Iran, May 2009

**Q29c: I am going to read you a list of possible qualities for being a successful President of Iran. Please tell me whether you think these qualities are very important, somewhat important, somewhat unimportant, or not at all important for being a successful President of Iran**

**Expert in government management**

	Frequency	Percent
Very important	905	90.4
Somewhat important	85	8.5
Somewhat unimportant	4	.4
Not at all important	2	.2
Refused	1	.1
Don't Know	4	.4
Total	1001	100.0

Terror Free Tomorrow: Iran, May 2009

**Q29d : I am going to read you a list of possible qualities for being a successful President of Iran. Please tell me whether you think these qualities are very important, somewhat important, somewhat unimportant, or not at all important for being a successful President of Iran**

**Expert in religious matters**

	Frequency	Percent
Very important	696	69.5
Somewhat important	210	21.0
Somewhat unimportant	53	5.3
Not at all important	33	3.3
Refused	2	.2
Don't Know	7	.7
Total	1001	100.0

Terror Free Tomorrow: Iran, May 2009

**Q29e: I am going to read you a list of possible qualities for being a successful President of Iran. Please tell me whether you think these qualities are very important, somewhat important, somewhat unimportant, or not at all important for being a successful President of Iran**

**Expert in human rights**

	Frequency	Percent
Very important	860	85.9
Somewhat important	120	12.0
Somewhat unimportant	6	.6
Not at all important	3	.3
Refused	4	.4
Don't Know	8	.8
Total	1001	100.0

Terror Free Tomorrow: Iran, May 2009

**Q29f: I am going to read you a list of possible qualities for being a successful President of Iran. Please tell me whether you think these qualities are very important, somewhat important, somewhat unimportant, or not at all important for being a successful President of Iran**

**Expert in foreign policy**

	Frequency	Percent
Very important	879	87.8
Somewhat important	103	10.3
Somewhat unimportant	4	.4
Not at all important	2	.2
Refused	3	.3
Don't Know	10	1.0
Total	1001	100.0

Terror Free Tomorrow: Iran, May 2009

**Q30a: I am going to read you a list of government institutions in Iran. Please tell me how influential and important you think these institutions are:**

**The Majlis (Parliament)**

	Frequency	Percent
Very important	762	76.1
Somewhat important	178	17.8
Somewhat unimportant	15	1.5
Not at all important	12	1.2
Refused	7	.7
Don't Know	27	2.7
Total	1001	100.0

Terror Free Tomorrow: Iran, May 2009

**Q30b : I am going to read you a list of government institutions in Iran. Please tell me how influential and important you think these institutions are:**

**The Revolutionary Guards**

	Frequency	Percent
Very important	627	62.6
Somewhat important	264	26.4
Somewhat unimportant	38	3.8
Not at all important	28	2.8
Refused	8	.8
Don't Know	36	3.6
Total	1001	100.0

Terror Free Tomorrow: Iran, May 2009

**Q30c: I am going to read you a list of government institutions in Iran. Please tell me how influential and important you think these institutions are:**

**The Guardian Council**

	Frequency	Percent
Very important	667	66.6
Somewhat important	240	24.0
Somewhat unimportant	26	2.6
Not at all important	23	2.3
Refused	7	.7
Don't Know	38	3.8
Total	1001	100.0

Terror Free Tomorrow: Iran, May 2009

**Q30d: I am going to read you a list of government institutions in Iran. Please tell me how influential and important you think these institutions are:**

**Assembly of Experts**

	Frequency	Percent
Very important	650	64.9
Somewhat important	243	24.3
Somewhat unimportant	42	4.2
Not at all important	20	2.0
Refused	6	.6
Don't Know	40	4.0
Total	1001	100.0

Terror Free Tomorrow: Iran, May 2009

**Q30e: I am going to read you a list of government institutions in Iran. Please tell me how influential and important you think these institutions are:**

**Expediency Council**

	Frequency	Percent
Very important	596	59.5
Somewhat important	254	25.4
Somewhat unimportant	51	5.1
Not at all important	38	3.8
Refused	8	.8
Don't Know	54	5.4
Total	1001	100.0

Terror Free Tomorrow: Iran, May 2009



**Q30f: I am going to read you a list of government institutions in Iran. Please tell me how influential and important you think these institutions are:**

**The Supreme Leader**

	Frequency	Percent
Very important	869	86.8
Somewhat important	85	8.5
Somewhat unimportant	9	.9
Not at all important	15	1.5
Refused	9	.9
Don't Know	14	1.4
Total	1001	100.0

Terror Free Tomorrow: Iran, May 2009

**Q30g: I am going to read you a list of government institutions in Iran. Please tell me how influential and important you think these institutions are:**

**The President**

	Frequency	Percent
Very important	851	85.0
Somewhat important	109	10.9
Somewhat unimportant	12	1.2
Not at all important	8	.8
Refused	7	.7
Don't Know	14	1.4
Total	1001	100.0

Terror Free Tomorrow: Iran, May 2009

**Q31: Please tell me your opinion of the extent of the power of the President in government of the Islamic Republic of Iran?**

	Frequency	Percent
The President is the most important official in the Iranian	211	21.1
The President is a figurehead with no actual power	37	3.7
The President has limited but important power in the Iranian	703	70.2
Refused	13	1.3
Don't Know	37	3.7
Total	1001	100.0

Terror Free Tomorrow: Iran, May 2009

# Demographics

## D1: Gender

	Frequency	Percent
Male	500	50.0
Female	501	50.0
Total	1001	100.0

Terror Free Tomorrow: Iran, May 2009

## D2: Age (In Categories)

	Frequency	Percent
18-24	250	25.0
25-34	305	30.5
35-44	208	20.8
45-54	145	14.5
55+	93	9.3
Total	1001	100.0

Terror Free Tomorrow: Iran, May 2009

## D3a: What is your job status? Are you....

	Frequency	Percent
Working Full-Time (40+ hours)	281	28.1
Working Part-Time (less than 40 hours)	112	11.2
Unemployed, Looking for Work	55	5.5
Unemployed, Not Looking for Work	40	4.0
Housewife (not working outside the home)	295	29.5
Student/Apprentice	145	14.5
Retired/Disabled	64	6.4
Other	6	.6
Refused	2	.2
Don't Know	1	.1
Total	1001	100.0

Terror Free Tomorrow: Iran, May 2009

**D3b: [ASK IF WORKING CODES 1 and 2 in D-3a] Are you working in the field that you studied or were trained to work in?....**

	Frequency	Valid Percent
Yes, working in my field of expertise/function I was trained	186	47.3
No, not working in my field of expertise or function that I	114	29.0
Was never trained for any field or occupation	61	15.5
Other	28	7.1
Refused	2	.5
Don't Know	2	.5
Total	393	100.0
Missing System	608	
Total	1001	

Terror Free Tomorrow: Iran, May 2009

**D3c: [ASK IF STUDENT/APPRENTICE (Code 6 in D-3a)] Do you think you will be able to find work in the field you are studying or training for when you complete your studies or training?**

	Frequency	Valid Percent
Yes, I think I will be able to find work in my field	81	55.9
No, I do not think I will be able to find work in my field	39	26.9
Other	10	6.9
Refused	1	.7
Don't Know	14	9.7
Total	145	100.0
Missing System	856	
Total	1001	

Terror Free Tomorrow: Iran, May 2009

**D4: (Ask those who are working "Full" Or "Part" time in D-3a): Are you....?**

	Frequency	Valid Percent
Self-employed	110	11.0
State Company	84	8.4
Foundation	4	.4
Private Firm/Factory of 10 or Less Employees	62	6.2
Private Firm/Factory of More Than 10 Employees	33	3.3
Not Asked	608	60.7
Other	91	9.1
Refused	6	.6
Don't Know	3	.3
Total	1001	100.0

Terror Free Tomorrow: Iran, May 2009

**D5: (Ask those who are working "Full" Or "Part" time in D-3a) : What is your primary occupation?**

	Frequency	Valid Percent
Owner of a Large Business	2	.2
Enterprise Manager	13	1.3
Department/Div. Manager	13	1.3
Professional	40	4.0
White Collar Worker	23	2.3
Clerical Worker	52	5.2
Foreman, Technician	4	.4
Skilled Worker	31	3.1
Semi-Skilled Worker	2	.2
Unskilled Worker	50	5.0
Military (Officer)	1	.1
Military (Non-Officer)	1	.1
Civil Servants	40	4.0
Farmers, Fishermen	6	.6
Landless Agricultural Laborer	1	.1
Small Business Owner, Shopkeeper	82	8.2
Not Asked	608	60.7
Refused	9	.9
Don't Know	23	2.3
Total	1001	100.0

Terror Free Tomorrow: Iran, May 2009

**D6a: Years of Formal Education**

	Frequency	Percent
0	32	3.2
1	6	.6
2	7	.7
3	5	.5
4	4	.4
5	75	7.5
6	29	2.9
7	16	1.6
8	64	6.4
9	43	4.3
10	12	1.2
11	16	1.6
12	375	37.5
13	21	2.1
14	91	9.1
15	21	2.1
16	161	16.1
17	3	.3
18	16	1.6
19	1	.1
20	1	.1
22	1	.1
26	1	.1
Total	1001	100.0

Terror Free Tomorrow: Iran, May 2009

**D6b: Educational Achievement**

	Frequency	Percent
Illiterate	30	3.0
No Formal Education But Read & Write	16	1.6
Some/Finished Elementary	91	9.1
Some/Finished Intermediate	125	12.5
Some Secondary	64	6.4
Finished Secondary	366	36.6
Some/Finished College	107	10.7
Finished University	202	20.2
Total	1001	100.0

Terror Free Tomorrow: Iran, May 2009

**D7: Religious Affiliation**

	Frequency	Percent
Shia Muslim	867	86.6
Sunni Muslim	54	5.4
Muslim	65	6.5
Other	2	.2
Refused	6	.6
Don't Know	7	.7
Total	1001	100.0

Terror Free Tomorrow: Iran, May 2009

**D8a: (Ask if Answered “1”, “2”, or “3” to D-7): Please tell me whether you regularly, sometimes, or never engage in the following religious practices.**

**Pray Five Times a Day**

	Frequency	Valid Percent
Regularly	807	80.6
Sometimes	148	14.8
Never	27	2.7
Not Asked	15	1.5
Refused	3	.3
Don't Know	1	.1
Total	1001	100.0

Terror Free Tomorrow: Iran, May 2009

**D8b: (Ask if Answered “1”, “2”, or “3” to D-7): Please tell me whether you regularly, sometimes, or never engage in the following religious practices.**

**Fast During Ramadan**

	Frequency	Valid Percent
Regularly	815	81.4
Sometimes	126	12.6
Never	40	4.0
Not Asked	15	1.5
Refused	4	.4
Don't Know	1	.1
Total	1001	100.0

Terror Free Tomorrow: Iran, May 2009

**D9: (Ask if Answered “1”, “2”, or “3” to D-7): How Often Do You Attend Mosque?**

	Frequency	Valid Percent
Daily	135	13.5
Several Times a Week	160	16.0
Once a Week	177	17.7
Monthly	141	14.1
Several Times a Year	207	20.7
Once a Year or Less	52	5.2
Never	101	10.1
Not Asked	15	1.5
Refused	12	1.2
Don't Know	1	.1
Total	1001	100.0

Terror Free Tomorrow: Iran, May 2009

**D10: What is your household's total monthly income from all sources, that is all types of income for all persons living at this address? Is it...**

	Frequency	Percent
100,000 Tomans or Less	48	4.8
100,001 - 150,000 Tomans	47	4.7
150,001 - 200,000 Tomans	108	10.8
200,001 - 400,000 Tomans	396	39.6
400,001 - 600,000 Tomans	210	21.0
600,001 - 800,000 Tomans	75	7.5
800,001 Tomans or Greater	51	5.1
Refused	40	4.0
Don't Know	26	2.6
Total	1001	100.0

Terror Free Tomorrow: Iran, May 2009

**D11: Would you describe your household as upper class, middle class, working class or poor?**

	Frequency	Percent
Upper (A/B)	8	.8
Middle (C1,C2)	570	56.9
Working (D)	236	23.6
Poor (E)	181	18.1
Refused	4	.4
Don't Know	2	.2
Total	1001	100.0

Terror Free Tomorrow: Iran, May 2009

**D12: What is your ethnic origin?**

	Frequency	Percent
Persian	506	50.5
Azeri	216	21.6
Gilaki & Mazanderani	69	6.9
Kurd	76	7.6
Arab	27	2.7
Lur	59	5.9
Baloch	14	1.4
Turkmen	9	.9
Other	12	1.2
Refused	4	.4
Don't Know	2	.2
Bahtiyari	2	.2
Khalaj	1	.1
Janubi (Arab)	1	.1
Turk Ghashghayi	1	.1
Lac	2	.2
Total	1001	100.0

Terror Free Tomorrow: Iran, May 2009



**D13a: Can you tell me the languages that you speak well enough to understand a radio newscast in that language?**

**Persian**

	Frequency	Percent
Yes	1001	100.0

Terror Free Tomorrow: Iran, May 2009

**Azeri**

	Frequency	Percent
Yes	203	20.3
No	793	79.2
Refused	1	.1
Don't Know	4	.4
Total	1001	100.0

Terror Free Tomorrow: Iran, May 2009

**Kurdish**

	Frequency	Percent
Yes	96	9.6
No	901	90.0
Refused	1	.1
Don't Know	3	.3
Total	1001	100.0

Terror Free Tomorrow: Iran, May 2009

**Arabic**

	Frequency	Percent
Yes	93	9.3
No	904	90.3
Don't Know	4	.4
Total	1001	100.0

**Turkish**

	Frequency	Percent
Yes	119	11.9
No	877	87.6
Refused	1	.1
Don't Know	4	.4
Total	1001	100.0

Terror Free Tomorrow: Iran, May 2009

**D13f (Cont...): Can you tell me the languages that you speak well enough to understand a radio newscast in that language?**

**Dari**

	Frequency	Percent
Yes	30	3.0
No	966	96.5
Refused	1	.1
Don't Know	4	.4
Total	1001	100.0

Terror Free Tomorrow: Iran, May 2009

**English**

	Frequency	Percent
Yes	200	20.0
No	797	79.6
Refused	1	.1
Don't Know	3	.3
Total	1001	100.0

Terror Free Tomorrow: Iran, May 2009

**French**

	Frequency	Percent
Yes	6	.6
No	990	98.9
Refused	1	.1
Don't Know	4	.4
Total	1001	100.0

Terror Free Tomorrow: Iran, May 2009

**German**

	Frequency	Percent
Yes	7	.7
No	989	98.8
Refused	1	.1
Don't Know	4	.4
Total	1001	100.0

Terror Free Tomorrow: Iran, May 2009

**Other**

	Frequency	Percent
Yes	30	3.0
No	965	96.4
Refused	1	.1
Don't Know	5	.5
Total	1001	100.0

Terror Free Tomorrow: Iran, May 2009

**D14a: People get information about news and current events from many different sources. For the following sources, please tell me how often you use that source to get news and information: daily (every day of the week), at least once per week, less often, or never?**

**Iranian Television Channels**

	Frequency	Percent
Every day of the week	910	90.9
At least once a week	49	4.9
Less often	19	1.9
Never	21	2.1
DK	2	.2
Total	1001	100.0

Terror Free Tomorrow: Iran, May 2009

**D14b: People get information about news and current events from many different sources. For the following sources, please tell me how often you use that source to get news and information: daily (every day of the week), at least once per week, less often, or never?**

**Satellite Channels in General**

	Frequency	Percent
Every day of the week	119	11.9
At least once a week	75	7.5
Less often	104	10.4
Never	699	69.8
DK	3	.3
Refused	1	.1
Total	1001	100.0

Terror Free Tomorrow: Iran, May 2009

**D14c: People get information about news and current events from many different sources. For the following sources, please tell me how often you use that source to get news and information: daily (every day of the week), at least once per week, less often, or never?**

**Iranian Radio Channels**

	Frequency	Percent
Every day of the week	217	21.7
At least once a week	147	14.7
Less often	226	22.6
Never	407	40.7
DK	3	.3
Refused	1	.1
Total	1001	100.0

Terror Free Tomorrow: Iran, May 2009

**D14d: People get information about news and current events from many different sources. For the following sources, please tell me how often you use that source to get news and information: daily (every day of the week), at least once per week, less often, or never?**

**International Radio Channels**

	Frequency	Percent
Every day of the week	27	2.7
At least once a week	55	5.5
Less often	130	13.0
Never	785	78.4
DK	1	.1
Refused	3	.3
Total	1001	100.0

Terror Free Tomorrow: Iran, May 2009

**D14e: People get information about news and current events from many different sources. For the following sources, please tell me how often you use that source to get news and information: daily (every day of the week), at least once per week, less often, or never?**

**Newspapers**

	Frequency	Percent
Every day of the week	223	22.3
At least once a week	312	31.2
Less often	260	26.0
Never	203	20.3
DK	2	.2
Refused	1	.1
Total	1001	100.0

Terror Free Tomorrow: Iran, May 2009

**D14f: People get information about news and current events from many different sources. For the following sources, please tell me how often you use that source to get news and information: daily (every day of the week), at least once per week, less often, or never?**

**Magazines**

	Frequency	Percent
Every day of the week	104	10.4
At least once a week	284	28.4
Less often	337	33.7
Never	271	27.1
DK	3	.3
Refused	2	.2
Total	1001	100.0

Terror Free Tomorrow: Iran, May 2009

**D14g: People get information about news and current events from many different sources. For the following sources, please tell me how often you use that source to get news and information: daily (every day of the week), at least once per week, less often, or never?**

**The Internet**

	Frequency	Percent
Every day of the week	87	8.7
At least once a week	153	15.3
Less often	146	14.6
Never	612	61.1
DK	1	.1
Refused	2	.2
Total	1001	100.0

Terror Free Tomorrow: Iran, May 2009

**D14h: People get information about news and current events from many different sources. For the following sources, please tell me how often you use that source to get news and information: daily (every day of the week), at least once per week, less often, or never?**

**Friends or family members**

	Frequency	Percent
Every day of the week	170	17.0
At least once a week	292	29.2
Less often	260	26.0
Never	273	27.3
DK	2	.2
Refused	4	.4
Total	1001	100.0

Terror Free Tomorrow: Iran, May 2009

**D14i: People get information about news and current events from many different sources. For the following sources, please tell me how often you use that source to get news and information: daily (every day of the week), at least once per week, less often, or never?**

**SMS (Text messaging on mobile phones)**

	Frequency	Percent
Every day of the week	140	14.0
At least once a week	96	9.6
Less often	162	16.2
Never	596	59.5
DK	4	.4
Refused	3	.3
Total	1001	100.0

Terror Free Tomorrow: Iran, May 2009