

INDIVIDUAL RECORDS

KENTUCKY INDIVIDUAL OLD-TIME RECORDS (1891-1945)

Rushing

Most Yards Rushing, Career
2083 Bob Davis, 1935-37

Most Yards Rushing, Game
280 Shipwreck Kelly vs. Maryville, 1930
267 Bob Davis vs. Wash. & Lee, 1937
246 Bob Davis vs. Maryville, 1936

Most Touchdowns Rushing, Game
5 Jim Park vs. Earlham, 1914

Passing

Most Pass Attempts, Game
27 Jim Park vs. Earlham, 1914

Most Pass Completions, Game
19 Jim Park vs. Earlham, 1914

Most Touchdown Passes Thrown, Game
5 Jim Park vs. Earlham, 1914

Scoring

Most Points Scored, Career
180 Bob Davis, 1935-37

Most Points Scored, Season
75 Carey Spicer, 1930

Most Points Scored, Game
43 Cecil Tuttle vs. Maryville, 1914
(six TDs, seven extra points)

Most Touchdowns, Career
30 Bob Davis, 1935-37

Most Touchdowns, Season
11 Bob Davis, 1936
11 Bob Davis, 1937
11 Carey Spicer, 1930

Most Touchdowns, Game
6 Cecil Tuttle vs. Maryville, 1914

Punting

Most Punts, Career
234 Ralph Kercheval, 1931-33

Most Punts, Season
101 Ralph Kercheval, 1933

Most Punts, Game
30 Bert Johnson vs. Wash. & Lee, 1934

Most Punting Yards, Career
9749 Ralph Kercheval, 1931-33

Most Punting Yards, Season
4394 Ralph Kercheval, 1933

Most Punting Yards, Game
1155 Bert Johnson vs. Wash. & Lee, 1934

Best Punting Average, Career
44.8 Ralph Kercheval (234/9749), 1931-33

Long Plays

Rushing
83 Bob Davis vs. Maryville, 1936
80 Bob Davis vs. Wash. & Lee, 1937
80 Noah Mullins vs. S'western, 1941
77 Jim Parrott vs. Tennessee, 1944
75 Bob Davis vs. Georgia Tech, 1935
75 Bob Davis vs. Xavier, 1936
75 Noah Mullins vs. Xavier, 1939

Passing
84 Bert Johnson/Bob Davis vs. Xavier, 1936
80 Ermal Allen/Junior Jones vs. Georgia, 1939

Kickoff Returns
95 Noah Mullins vs. Wash. & Lee, 1940
90 Noah Mullins vs. Geo. Wash., 1940

Punts
78 Ralph Kercheval vs. Ga. Tech, 1933

Interception Returns
100 Bob Davis vs. Wash. & Lee, 1937
100 Charles Hughes vs. Alabama, 1924

TOTAL OFFENSE

OFFENSIVE PLAYS

Most Offensive Plays, Career
1793 Jared Lorenzen (10,637 yards), 2000-2003
1510 Andre' Woodson (8870 yards), 2004-07
1338 Tim Couch (8160 yards), 1996-98
996 Bill Ransdell (5456 yards), 1983-86
871 Pookie Jones (4313 yards), 1991-93

Most Offensive Plays, Season
635 Jared Lorenzen (3827 yards), 2000
617 Tim Couch (4151 yards), 1998
613 Tim Couch (3759 yards), 1997
587 Andre' Woodson (3516 yards), 2007
576 Dusty Bonner (3125 yards), 1999

Most Offensive Plays, Game
74 Tim Couch vs. LSU (392), Nov. 1, 1997

TOTAL YARDS

Most Total Offensive Yards, Career
10,637 Jared Lorenzen (1793 plays), 2000-2003
8870 Andre' Woodson (1510 plays), 2004-07
8160 Tim Couch (1338 plays), 1996-98
5456 Bill Ransdell (996 plays), 1983-86
4313 Pookie Jones (871 plays), 1991-93

Most Total Offensive Yards, Season
4151 Tim Couch (617 plays), 1998
3827 Jared Lorenzen (635 plays), 2000
3759 Tim Couch (613 plays), 1997
3516 Andre' Woodson (587 plays), 2007
3378 Andre' Woodson (489 plays), 2006

Most Total Offensive Yards, Game
525 Jared Lorenzen vs. Georgia (62), Oct. 21, 2000
498 Tim Couch vs. Louisville (42), Sept. 5, 1998
492 Tim Couch vs. Vanderbilt (57), Nov. 14, 1998
485 Jared Lorenzen vs. Vanderbilt (42), Nov. 10, 2001
475 Tim Couch vs. Tennessee (59), Nov. 22, 1997

RUSHING

RUSHING ATTEMPTS

Most Rush Attempts, Career
777 Sonny Collins (3835 yards), 1972-75
638 George Adams (2648 yards), 1981-84
618 Moe Williams (3333 yards), 1993-95
580 Rafael Little (2996 yards), 2004-07

Most Rush Attempts, Season
294 Moe Williams (1600 yards), 1995
283 Artose Pinner (1414 yards), 2002
253 George Adams (1085 yards), 1984
248 Sonny Collins (1150 yards), 1975

Most Rush Attempts, Game
41 Derick Logan vs. Mississippi State (186), Nov. 9, 1996
41 Derick Logan vs. Georgia (140), Oct. 26, 1996
40 Moe Williams vs. Cincinnati (272), Nov. 11, 1995
40 Moe Williams vs. South Carolina (299), Sept. 23, 1995

NET YARDS RUSHING

Most Rushing Yards, Career
3835 Sonny Collins (777 att.), 1972-75
3333 Moe Williams (618 att.), 1993-95
2996 Rafael Little (580 att.), 2004-07
2892 Mark Higgs (532 att.), 1984-87

Most Rushing Yards, Season
1600 Moe Williams (294 att.), 1995
1414 Artose Pinner (283 att.), 2002
1278 Mark Higgs (193 att.), 1987
1213 Sonny Collins (224 att.), 1973

Most Rushing Yards, Game
299 Moe Williams vs. South Carolina (40), Sept. 23, 1995
272 Moe Williams vs. Cincinnati (40), Nov. 11, 1995
278 Moe Williams vs. Mississippi State (35), Oct. 28, 1995
238 Ivy Joe Hunter vs. Vanderbilt (30), Nov. 8, 1986

AVERAGE YARDS PER ATTEMPT

Best Average Per Rushing Attempt, Career (min. 200)
5.43 Mark Higgs (532/2892), 1984-87
5.39 Moe Williams (618/3333), 1993-95
5.17 Rafael Little (580/2996), 2004-07
5.13 Bill Leskovar (324-1664), 1949-51
Best Average Per Rushing Attempt, Season (min. 100)
6.62 Mark Higgs (193/1278), 1987
6.02 Ivy Joe Hunter (103/621), 1986
5.74 Ralph Paolone (108/620), 1953
5.73 Tom Fillion (117/671), 1951

RUSHING TOUCHDOWNS

Most Touchdowns Rushing, Career

26 Moe Williams, 1993-95
26 Sonny Collins, 1972-75
25 Mark Higgs, 1984-87
25 George Adams, 1981-84
25 Derrick Ramsey, 1975-77

Most Touchdowns Rushing, Season

17 Moe Williams, 1995
13 Artose Pinner, 2002
13 George Adams, 1984
13 Derrick Ramsey, 1977
13 Sonny Collins, 1973

Most Touchdowns Rushing, Game

4 Artose Pinner vs. Vanderbilt, Nov. 16, 2002
4 Moe Williams vs. South Carolina, Sept. 23, 1995
4 Sonny Collins vs. Miss. State, Oct. 6, 1973
4 Rodger Bird vs. Vanderbilt, Nov. 6, 1965

LONGEST RUSHING PLAY

Longest Run From Scrimmage, Game

191 Harry Jones vs. George Washington, Nov. 17, 1951
88 Bernie Scruggs vs. Georgia, Oct. 24, 1970
188 Bill Ransdell vs. Xavier, Nov. 12, 1960

100-YARD RUSHING GAMES

Most 100-Yard Rushing Games, Career

18 Sonny Collins, 1972-75
13 Rafael Little, 2004-07
13 Moe Williams, 1993-95
11 Artose Pinner, 1999-2002
10 George Adams, 1981-84

Most 100-Yard Rushing Games, Season

8 Artose Pinner, 2002
7 Moe Williams, 1995
6 Rafael Little, 2007
6 Mark Higgs, 1987
6 George Adams, 1984
6 Sonny Collins, 1975

PASSING

PASS ATTEMPTS

Most Passes Attempted, Career

1514 Jared Lorenzen (862 comp.) 2000-03
1278 Andre' Woodson (791 comp.), 2004-07
1184 Tim Couch (795 comp.), 1996-98
816 Bill Ransdell (469 comp.), 1983-86
699 Randy Jenkins (363 comp.), 1979-83

Most Passes Attempted, Season

559 Jared Lorenzen (321 comp.), 2000
553 Tim Couch (400 comp.), 1998
547 Tim Couch (363 comp.), 1997
518 Andre' Woodson (327 comp.), 2007
465 Dusty Bonner (303 comp.), 1999

Most Passes Attempted, Game

67 Tim Couch vs. Arkansas (47), Oct. 3, 1998
66 Tim Couch vs. LSU (41), Nov. 1, 1997
62 Dusty Bonner vs. Louisville (34), Sept. 4, 1999
62 Andre' Woodson vs. Tennessee (39), Nov. 24, 2007

PASS COMPLETIONS

Most Passes Completed, Career

862 Jared Lorenzen (1514 att.), 2000-03
795 Tim Couch (1184 att.), 1996-98
791 Andre' Woodson (1278 att.), 2004-07
469 Bill Ransdell (816 att.), 1983-86
363 Randy Jenkins (699 att.), 1979-83

Most Passes Completed, Season

400 Tim Couch (553 att.), 1998
363 Tim Couch (547 att.), 1997
327 Andre' Woodson (518 att.), 2007
321 Jared Lorenzen (559 att.), 2000
303 Dusty Bonner (465 att.), 1999

Most Passes Completed, Game

47 Tim Couch vs. Arkansas (67), Oct. 3, 1998
44 Tim Couch vs. Vanderbilt (53), Nov. 14, 1998
41 Tim Couch vs. LSU (66), Nov. 1, 1997
41 Tim Couch vs. Georgia (55), Oct. 25, 1997
40 Tim Couch vs. Florida (61), Sept. 26, 1998

NET PASSING YARDS

Most Yards Passing, Career

10,354 Jared Lorenzen (862/1514), 2000-03
9360 Andre' Woodson (791/1278), 2004-07
8435 Tim Couch (795/1184), 1996-98

- 5564 Bill Ransdell (469/816), 1983-86
- 4514 Rick Norton (298/598), 1963-65

Most Yards Passing, Season

- 4275 Tim Couch (400/553), 1998
- 3884 Tim Couch (363/547), 1997
- 3709 Andre' Woodson (327/518), 2007
- 3687 Jared Lorenzen (321/559), 2000
- 3515 Andre' Woodson (264/419), 2006

Most Yards Passing, Game

- 528 Jared Lorenzen vs. Georgia (39/58), Oct. 21, 2000
- 499 Tim Couch vs. Arkansas (47/67), Oct. 3, 1998
- 498 Tim Couch vs. Louisville (29/39), Sept. 5, 1998
- 492 Tim Couch vs. Vanderbilt (44/53), Nov. 14, 1998
- 476 Tim Couch vs. Tennessee (35/50), Nov. 22, 1997

COMPLETION PERCENTAGE

Best Completion Percentage, Career (min. 100 comp.)

- .671 Tim Couch (795/1184), 1996-98
- .653 Dusty Bonner (313/479), 1997, 99
- .619 Andre' Woodson (791/1278), 2004-07
- .575 Bill Ransdell (469/816), 1983-86
- .570 Freddie Maggard (239/419), 1988-91

Best Completion Percentage, Season (min. 75 comp.)

- .723 Tim Couch (400/553), 1998
- .664 Tim Couch (363/547), 1997
- .652 Dusty Bonner (303/465), 1999
- .631 Andre' Woodson (327/518), 2007
- .630 Andre' Woodson (264/419), 2006

Best Completion Percentage, Game (min. 10 comp.)

- .869 Bill Ransdell (20/23) vs. Florida, Nov. 15, 1986
- .866 Kevin Dooley (13/15) vs. Indiana, Sept. 19, 1987

CONSECUTIVE COMPLETIONS

Most Consecutive Completions, Game

- 16 Dusty Bonner vs. Connecticut (34/40), Sept. 11, 1999
- 13 Tim Couch vs. Georgia (34/46), Oct. 24, 1998
- 13 Tim Couch vs. Eastern Kentucky (32/41), Sept. 12, 1998
- 13 Tim Couch vs. Tennessee (35/50), Nov. 22, 1997

TOUCHDOWN PASSES

Most Touchdown Passes Thrown, Career

- 79 Andre' Woodson, 2004-07
- 78 Jared Lorenzen, 2000-03
- 74 Tim Couch, 1996-98
- 50 Babe Parilli, 1949-51
- 26 Rick Norton, 1963-65
- 26 Dusty Bonner, 1997, 99

Most Touchdown Passes Thrown, Season

- 40 Andre' Woodson, 2007
- 37 Tim Couch, 1997
- 36 Tim Couch, 1998
- 31 Andre' Woodson, 2006
- 26 Dusty Bonner, 1999

Most Touchdown Passes Thrown, Game

- 7 Tim Couch vs. Indiana, Sept. 20, 1997
- 7 Tim Couch vs. Louisville, Sept. 5, 1998
- 6 Andre' Woodson vs. Tennessee, Nov. 24, 2007
- 6 Jared Lorenzen vs. Vanderbilt, Nov. 10, 2001
- 6 Tim Couch vs. Northeast Louisiana, Oct. 18, 1997

LONGEST PASS

Longest Pass From Scrimmage, Game

- t97 Couch/Craig Yeast vs. Florida, Sept. 26, 1998
- t92 Bair/Dicky Lyons vs. Georgia, Oct. 26, 1968
- 89 Lorenzen/Derek Smith vs. Georgia, Oct. 21, 2000
- t87 Couch/Kio Sanford vs. Tennessee, Nov. 22, 1997
- t86 Lorenzen/Ernest Simms vs. Georgia, Oct. 21, 2000

INTERCEPTIONS THROWN

Most Interceptions Thrown, Career

- 53 Randy Jenkins, 1979-83
- 44 Rick Norton, 1963-65
- 41 Jared Lorenzen, 2000-03

Most Interceptions Thrown, Season

- 21 Dave Bair, 1967
- 21 Jared Lorenzen, 2000
- 20 Randy Jenkins, 1982
- 19 Tim Couch, 1997

Most Interceptions Thrown, Game

- 6 Bernie Scroggs vs. West Virginia, Nov. 1, 1969
- 6 Rick Norton vs. LSU, Oct. 16, 1965
- 5 Dave Bair vs. Tennessee, Nov. 25, 1967
- 5 Dusty Bonner vs. Tennessee, Nov. 20, 1999

CONSECUTIVE PASSES WITHOUT INTERCEPTION

- 325 Andre' Woodson, 2006-07
- 153 Andre' Woodson, 2004-05
- 152 Jared Lorenzen, 2002

RECEIVING

RECEPTIONS

Most Pass Receptions, Career

- 208 Craig Yeast (2899 yards), 1995-98
- 197 Derek Abney (2339 yards), 2000-03
- 194 Anthony White (1520 yards), 1996-99
- 189 Keenan Burton (2376 yards), 2003-07
- 133 Jacob Tamme (1417 yards), 2004-07

Most Pass Receptions, Season

- 90 James Whalen (1019 yards), 1999
- 85 Craig Yeast (1311 yards), 1998
- 78 Anthony White (582 yards), 1998
- 77 Keenan Burton (1036 yards), 2006
- 73 Craig Yeast (873 yards), 1997

Most Pass Receptions, Game

- 16 Craig Yeast (269) vs. Vanderbilt, Nov. 14, 1998
- 12 James Whalen (85) vs. Florida, Sept. 25, 1999
- 12 Derek Abney (123) vs. Miss. State, Nov. 3, 2001
- 11 Rafael Little (108) vs. Tennessee, Nov. 24, 2007
- 11 Rafael Little (73) vs. Tennessee, Nov. 25, 2005
- 11 James Whalen (99) vs. Miss. State, Nov. 4, 1999
- 11 Jim Campbell (140) vs. Bowling Green, Sept. 27, 1980

NET RECEIVING YARDS

Most Receiving Yards, Career

- 2899 Craig Yeast (208 rec.), 1995-98
- 2376 Keenan Burton (189 rec.), 2003-07
- 2339 Derek Abney (197 rec.), 2000-03
- 1743 Quentin McCord (112 rec.), 1996, 1998-2000
- 1520 Anthony White (194 rec.), 1996-99

Most Receiving Yards, Season

- 1311 Craig Yeast (85 rec.), 1998
- 1041 Steve Johnson (60 rec.), 2007
- 1036 Keenan Burton (77 rec.), 2006
- 1019 James Whalen (90 rec.), 1999
- 873 Craig Yeast (73 rec.), 1997

Most Receiving Yards, Game

- 269 Craig Yeast vs. Vanderbilt (16), Nov. 14, 1998
- 206 Craig Yeast vs. Florida (6), Sept. 26, 1998
- 185 Rick Kestner vs. Ole Miss (9), Sept. 26, 1964
- 171 Keenan Burton vs. Vanderbilt (11), Nov. 11, 2006
- 170 Dee Smith vs. Tennessee (7), Nov. 21, 1987

AVERAGE YARDS PER RECEPTION

Best Yards Per Reception Average, Career (min. 40)

- 19.7 Larry Seiple (72/1422), 1964-66
- 16.7 Felix Wilson (90/1508), 1977-79
- 16.7 Steve Johnson (72/1200), 2006-07
- 16.5 Aaron Boone (59/974), 2001-02

Best Yards Per Reception Average, Season (min. 20)

- 23.5 Larry Seiple (27/635), 1965
- 17.9 Allan Watson (30/536), 1980
- 17.8 Larry Seiple (28/499), 1966
- 17.8 Quentin McCord (45/799), 2000

TOUCHDOWN RECEPTIONS

Most Touchdown Pass Receptions, Career

- 28 Craig Yeast, 1995-98
- 25 Keenan Burton, 2003-07
- 18 Derek Abney, 2000-03
- 17 Steve Meilinger, 1951-53

Most Touchdown Pass Receptions, Season

- 14 Craig Yeast, 1998
- 13 Steve Johnson, 2007
- 12 Keenan Burton, 2006
- 10 Al Bruno, 1950
- 10 Craig Yeast, 1997
- 10 James Whalen, 1999
- 10 Aaron Boone, 2002

Most Touchdown Pass Receptions, Game

- 4 Al Bruno vs. North Dakota, Nov. 18, 1950
- 4 Craig Yeast vs. Indiana, Sept. 20, 1997
- 4 James Whalen vs. Georgia, Oct. 23, 1999

ALL-PURPOSE YARDAGE

ALL PURPOSE PLAYS

Most All-Purpose Plays, Career

- 799 Sonny Collins (4123 yards), 1972-75
- 778 Rafael Little (5343 yards), 2004-07
- 758 George Adams (4080 yards), 1981-84
- 660 Moe Williams (3719 yards), 1993-95

Most All-Purpose Plays, Season

- 320 Artose Pinner (1678 yards), 2002
- 317 Moe Williams (1826 yards), 1995
- 301 George Adams (1689 yards), 1984
- 267 Rafael Little (1982 yards), 2005

TOTAL NET YARDS

Most All-Purpose Yards Gained, Career

- 5856 Derek Abney (395 plays), 2000-2003
- 5343 Rafael Little (778 plays), 2004-07
- 4280 Craig Yeast (287 plays), 1995-98
- 4206 Keenan Burton (270 plays), 2003-07

Most All-Purpose Yards Gained, Season

- 1982 Rafael Little (267 plays), 2005
- 1922 Derek Abney (109 plays), 2002
- 1841 Craig Yeast (116 plays), 1998
- 1845 Keenan Burton (113 plays), 2006

Most All-Purpose Yards Gained, Game

- 429 Moe Williams vs. South Carolina (45 plays) Sept. 23, 1995

AVERAGE YARDS PER PLAY

Best Yards Per Play Average, Career (min. 300)

- 14.83 Derek Abney (395/5856), 2000-03
- 8.44 Calvin Bird (318/2686), 1958-60
- 8.26 Darrell Cox (301/2487), 1961-63

Best Yards Per Play Average, Season (min. 150)

- 7.51 Dicky Lyons Sr. (188/1413), 1967
- 7.46 Dicky Lyons Sr. (187/1396), 1968
- 7.42 Rafael Little (267/1982), 2005

SCORING

POINTS SCORED

Most Points Scored, Career

- 246 Joey Worley (57fg/75pat), 1984-87
- 232 Seth Hanson (35fg/127pat), 1997-98, 2000-01
- 226 Taylor Begley (36fg/118pat), 2002-05
- 192 Craig Yeast (32td), 1995-1998
- 167 Doug Pelfrey (34fg/65pat), 1990-92

Most Points Scored, Season

- 102 Moe Williams (17td), 1995
- 99 Lones Seiber (16fg/51pat), 2007
- 90 Artose Pinner (15td), 2002
- 90 Craig Yeast (15td), 1998

Most Points Scored, Game

- 25 Calvin Bird vs. Hawaii (4td/1pat), Sept. 13, 1958
- 24 Artose Pinner vs. Vanderbilt (4td), Nov. 16, 2002
- 24 Artose Pinner vs. Middle Tennessee (4td), Sept. 21, 2002
- 24 James Whalen vs. Georgia (4td), Oct. 23, 1999
- 24 Craig Yeast vs. Indiana (4td), Sept. 20, 1997
- 24 Moe Williams vs. South Carolina (4td), Sept. 23, 1995
- 24 Sonny Collins vs. Miss. State (4td), Oct. 6, 1973
- 24 Rodger Bird vs. Vanderbilt (4td), Nov. 6, 1965
- 24 Don Phelps vs. Michigan St. (4td), Nov. 2, 1946
- 24 Al Bruno vs. N.Dakota (4td), Nov. 18, 1950

Most Points Scored By Kicker, Career

- 246 Joey Worley (57fg/75pat), 1984-87
- 232 Seth Hanson (35fg/127pat), 1997-98, 2000-01
- 226 Taylor Begley (36fg/118pat), 2002-05

Most Points Scored By Kicker, Season

- 99 Lones Seiber (16fg/51pat), 2007
- 81 Seth Hanson (11 fg/48 pat), 1998
- 77 Marc Samuel (14 fg/35 pat), 1999
- 72 Joey Worley (19fg/15pat), 1985

Most Points Scored by Kicker, Game

- 18 Doug Pelfrey vs. Miss. State (5/3), Oct. 31, 1992
- 15 Ken Willis vs. Rutgers (4/3), Oct. 14, 1989
- 15 Taylor Begley vs. Indiana (3/6), Sept. 18, 2004

TOUCHDOWNS

Most Touchdowns Scored, Career

- 32 Craig Yeast, 1995-98
- 27 Moe Williams, 1993-95
- 27 George Adams, 1981-84
- 27 Rodger Bird, 1963-65

Most Touchdowns Scored, Season

- 17 Moe Williams, 1995
- 15 Craig Yeast, 1998
- 15 Artose Pinner, 2002
- 14 George Adams, 1984

Most Touchdowns Scored, Game

- 4 Artose Pinner vs. Vanderbilt, Nov. 16, 2002
- 4 Artose Pinner vs. Middle Tennessee, Sept. 21, 2002
- 4 James Whalen vs. Georgia, Oct. 23, 1999
- 4 Craig Yeast vs. Indiana, Sept. 20, 1997
- 4 Moe Williams vs. South Carolina, Sept. 23, 1995
- 4 Sonny Collins vs. Miss. State, Oct. 6, 1973
- 4 Rodger Bird vs. Vanderbilt, Nov. 6, 1965
- 4 Calvin Bird vs. Hawaii, Sept. 13, 1958
- 4 Al Bruno vs. North Dakota, Nov. 18, 1950
- 4 Don Phelps vs. Michigan St., Nov. 2, 1946

FIELD GOALS

Most Field Goals Made, Career

- 57 Joey Worley (85 att.), 1984-87
- 36 Taylor Begley (53 att.), 2002-05

SEE MOE GO FOR 429 YARDS

Moe Williams enjoyed the greatest day ever by a UK running back on September 23, 1995, in the Wildcats' 35-30 win at South Carolina ... Williams compiled 429 all-purpose yards (299 rushing, 57 receiving, 73 kickoff returns) — the second highest total in NCAA history ... Williams set three SEC records and broke or tied five school records ... He was named National Player of the Week by the National Football Foundation and National Offensive Player of the Week by *Sports Illustrated*.



Moe Williams

- 35 Seth Hanson (48 att.), 1997-98, 2000-01
- 34 Doug Pelfrey (52 att.), 1990-92
- 29 Ken Willis (41 att.), 1987-89
- Most Field Goals Made, Season**
- 19 Joey Worley (28 att.), 1985
- 17 Ken Willis (22 att.), 1989
- 17 Joey Worley (25 att.), 1986
- 16 Lones Seiber (25 att.), 2007
- Most Field Goals Made, Game**
- 5 Doug Pelfrey vs. Miss. State (7), Oct. 31, 1992
- 4 Ken Willis vs. Rutgers (4), Oct. 14, 1989
- 4 Joey Worley vs. So.Miss. (4), Oct. 4, 1986
- 4 Joey Worley vs. BGSU (4), Sept. 14, 1985
- 4 Joey Worley vs. Clemson (4), Oct. 5, 1985
- Most Field Goals Attempted, Career**
- 85 Joey Worley (57 made), 1984-87
- 55 John Pierce (24 made), 1974-76
- 53 Taylor Begley (36 made), 2002-05
- 52 Doug Pelfrey (34 made), 1990-92
- Most Field Goals Attempted, Season**
- 28 Joey Worley (19 made), 1985
- 27 John Pierce (10 made), 1975
- 25 Lones Seiber (16 made), 2007
- 25 Joey Worley (17 made), 1986
- Most Field Goals Attempted, Game**
- 7 Doug Pelfrey vs. Miss. State (5), Oct. 31, 1992
- Best Field Goal Percentage, Career (min. 10 made)**
- 824 Marc Samuel (14/17), 1997, 99
- 729 Seth Hanson (35/48), 1997-98, 2000-01
- 707 Ken Willis (29/41), 1987-89
- 677 Tom Griggs (21/31), 1978-81
- 670 Joey Worley (57/85), 1984-87
- Best Field Goal Percentage, Season (min. 5 made)**
- 882 Seth Hanson (15/17), 2000
- 833 Bob Jones (10/12), 1970
- 824 Marc Samuel (14/17), 1999
- 818 Tom Griggs (9/11), 1980
- 773 Ken Willis (17/22), 1989

Longest Field Goals

- 53 Doug Pelfrey vs. Indiana, Sept. 21, 1991
- 53 Doug Pelfrey vs. Cincinnati, Nov. 2, 1991
- 52 Doug Pelfrey vs. LSU, Oct. 17, 1992
- 52 Doug Pelfrey vs. Mississippi State, Oct. 31, 1992
- 52 Doug Pelfrey vs. Florida, Nov. 16, 1991
- 52 Rick Strein vs. Kansas, Sept. 26, 1981
- 52 Joe Bryant vs. Virginia Tech, Oct. 29, 1977
- 52 John Pierce vs. Florida, Sept. 16, 1974
- 52 Taylor Begley vs. Alabama, Oct. 9, 2004

PATs BY KICKING

- Most PATs Made By Kicking, Career**
- 127 Seth Hanson (135 att.), 1997-98, 2000-01
- 118 Taylor Begley (125 att.), 2002-05
- 84 Lones Seiber (88 att.), 2006-present
- Most PATs Made By Kicking, Season**
- 51 Lones Seiber (54 att.), 2007
- 48 Seth Hanson (51 att.), 1998
- 40 Taylor Begley (40 att.), 2003
- Most PATs Made By Kicking, Game**
- 10 Bob Gain vs. North Dakota (10), Nov. 18, 1950
- Most PATs Attempted By Kicking, Career**
- 135 Seth Hanson (127 made), 1997-98, 2000-01
- 125 Taylor Begley (118 made), 2002-05
- 88 Lones Seiber (84 made), 2006-present
- Most PATs Attempted By Kicking, Season**
- 54 Lones Seiber (51 made), 2007
- 51 Seth Hanson (48 made), 1998
- 41 Bob Gain (37 made), 1950
- Most PATs Attempted by Kicking, Game**
- 10 Bob Gain vs. North Dakota (10), Nov. 18, 1950
- Best PAT Percentage, Career (min. 30)**
- 1.000 Brian Johnson (40/40), 1995-97
- .986 Joey Worley (75/76), 1984-87
- Best PAT Percentage, Season (min. 20)**
- 1.000 Taylor Begley (40/40), 2003
- 1.000 Taylor Begley (20/20), 2004
- Consecutive PATs Made, Career**
- 92 Taylor Begley, 2002-05
- 63 Joey Worley, 1984-87

PUNTING

PUNTS

- Most Total Punts, Career**
- 248 Dave Hardt (9737 yards), 1968-70
- 229 Jimmy Carter (8828 yards), 1995-98
- 198 Paul Calhoun (8432 yards), 1981-84
- 191 John Tatterson (7493 yards), 1972-74
- 185 Bill Hawk (7348 yards), 1989-91
- Most Total Punts, Season**
- 91 Jimmy Carter (3597 yards), 1996
- 90 Dave Hardt (3471 yards), 1970
- 80 Dave Hardt (3257 yards), 1969
- 78 Dave Hardt (3009 yards), 1968
- Most Total Punts, Game**
- 13 Jimmy Carter vs. Florida (539), Sept. 28, 1996
- 13 Dave Hardt vs. Kansas State (537), Sept. 19, 1970
- 13 Jay Tesar vs. LSU (449), Oct. 19, 1985

TOTAL PUNTING YARDS

- Most Total Punting Yards, Career**
- 9737 Dave Hardt (248 punts), 1968-70
- 8828 Jimmy Carter (229 punts), 1995-98
- 8432 Paul Calhoun (198 punts), 1981-84
- 7493 John Tatterson (191 punts), 1972-74
- Most Total Punting Yards, Season**
- 3597 Jimmy Carter (91 punts), 1996
- 3471 Dave Hardt (90 punts), 1970
- 3257 Dave Hardt (80 punts), 1969
- 3009 Dave Hardt (78 punts), 1968
- Most Total Punting Yards, Game**
- 539 Jimmy Carter vs. Florida (13), Sept. 28, 1996
- 537 Dave Hardt vs. Kansas St. (13), Sept. 19, 1970
- 472 Dave Hardt vs. Georgia (11), Oct. 25, 1969
- 466 Paul Calhoun vs. Georgia (11), Oct. 27, 1984

PUNTING AVERAGE

- Best Average Yards Per Punt, Career (min. 75)**
- 44.43 Glenn Pakulak (134/5954), 2000-02
- 42.58 Paul Calhoun (198/8432), 1981-84
- 40.16 Anthony Thornton (95/3815), 2002-04
- 39.77 George Blanda (149/5926), 1946-48
- Best Average Yards Per Punt, Season (min. 30)**
- 45.58 Glenn Pakulak (66/3008), 2002
- 44.61 Paul Calhoun (60/2677), 1984
- 44.50 Glenn Pakulak (56/2492), 2001
- 43.91 Sevin Suurovic (34/1493), 2004
- 43.20 Paul Calhoun (69/2981), 1983

Best Average Yards Per Punt, Game (min. 5)

- 56.50 Bill Hawk vs. Tennessee (6/339), Nov. 23, 1991
- 53.80 Bill Hawk vs. Vanderbilt (5/269), Nov. 9, 1991
- 53.00 Lou Michaels vs. Florida (5/265), Oct. 5, 1957
- 51.00 John Tatterson vs. Vanderbilt (5/255), Nov. 9, 1974
- Best Average Yards Per Punt, Game (min. 8)**
- 47.22 Paul Calhoun vs. Va.Tech (9/425), Oct. 30, 1982
- 46.50 Glenn Pakulak vs. Indiana (8/372), Dec. 1, 2001
- 45.66 Rodger Bird vs. Vanderbilt (9/411), Nov. 9, 1963
- Best Average Yards Per Punt, Game (min. 10)**
- 42.90 Dave Hardt vs. Georgia (11/472), Oct. 25, 1969
- 42.36 Paul Calhoun vs. Georgia (11/466), Oct. 27, 1984
- 42.18 Dave Hardt vs. Va.Tech (11/464), Oct. 11, 1969

LONG PUNTS

- Longest Punts, Game**
- 80 Paul Calhoun vs. Indiana, Sept. 27, 1983
- 78 Randy Jenkins vs. Tennessee, Nov. 19, 1983

PUNT RETURNS

PUNT RETURNS

- Most Punts Returned, Career**
- 113 Mike Siganos (785 yards), 1974-77
- 88 Derek Abney (1042 yards), 2000-03
- 69 Dicky Lyons Sr. (1065 yards), 1966-68
- Most Punts Returned, Season**
- 43 Mike Siganos (308 yards), 1977
- 40 Mike Siganos (216 yards), 1976
- 36 Derek Abney (544 yards), 2002
- Most Punts Returned, Game**
- 9 Mike Siganos vs. Tennessee (85), Nov. 20, 1976
- 7 Chris Jacobs vs. LSU (88), Oct. 18, 1980
- PUNT RETURN YARDS**
- Most Punt Return Yards, Career**
- 1065 Dicky Lyons Sr. (69 ret.), 1966-68
- 1042 Derek Abney (88 ret.), 2000-03
- 854 Rafael Little (60 ret.), 2004-07
- Most Punt Return Yards, Season**
- 544 Derek Abney (36 ret.), 2002
- 420 Andy Molls (33 ret.), 1981
- 419 Dicky Lyons Sr. (25 ret.), 1966
- Most Punt Return Yards, Game**
- 195 Andy Molls vs. Vanderbilt (6), Nov. 11, 1981
- 148 Rafael Little vs. Texas State (6), Sept. 9, 2006
- 136 Derek Abney vs. Mississippi State (4), Nov. 2, 2002

AVERAGE YARDS PER RETURN

- Best Average Yardage Per Punt Return, Career (min. 40)**
- 15.4 Dicky Lyons Sr. (69/1065), 1966-68
- 14.2 Rafael Little (60/854), 2004-07
- 12.2 Don Phelps (64/780), 1946-49
- Best Average Yardage Per Punt Return, Season (min. 10)**
- 22.64 Rafael Little (14/317), 2006
- 19.13 Don Phelps (15/287), 1946
- 16.90 Rafael Little (21/355), 2005
- Best Average Yardage Per Punt Return, Game (min. 3)**
- 34.0 Derek Abney vs. Mississippi State (4/136), Nov. 2, 2002
- 33.3 Kio Sanford vs. Louisville (3/100), Aug. 31, 1996
- 32.5 Andy Molls vs. Vanderbilt (6/195), Nov. 7, 1981

PUNT RETURN TOUCHDOWNS

- Most Punt Return Touchdowns, Career**
- 6 Derek Abney, 2000-03
- 3 Dicky Lyons Sr., 1966-68
- 3 Larry Carter, 1976-79
- Most Punt Return Touchdowns, Season**
- 4 Derek Abney, 2002
- 2 Larry Carter, 1978
- 2 Dicky Lyons Sr., 1966
- 2 Calvin Bird, 1959
- Most Punt Return Touchdowns, Game**
- 2 Derek Abney vs. Mississippi State, Nov. 2, 2002

LONG RETURNS

- Longest Punt Returns, Game**
- 197 Dicky Lyons Sr. vs. Houston, Nov. 12, 1966
- 188 Larry Carter vs. Virginia Tech, Nov. 4, 1978
- 188 Don Phelps vs. Marquette, Nov. 9, 1946

KICKOFF RETURNS

MOST KICKOFF RETURNS

- Most Kickoff Returns, Career**
- 95 Derek Abney (2315 yards), 2000-03
- 74 Kurt Johnson (1560 yards), 1989-92
- 74 Kio Sanford (1669 yards), 1994-97
- 67 Keenan Burton (1715 yards), 2003-07

Most Kickoff Returns, Season

- 34 Kendrick Shanklin (730 yards), 2000
- 33 Kio Sanford (820 yards), 1994
- 33 Derek Abney (739 yards), 2001

Most Kickoff Returns, Game

- 7 Kio Sanford vs. Tennessee (133), Nov. 19, 1994
- 6 Derek Abney vs. Alabama (151), Sept. 13, 2003
- 6 George Adams vs. Florida (90), Nov. 17, 1984
- 6 George Adams vs. LSU (59), Nov. 16, 1982
- 6 Kurt Johnson vs. Florida (98), Nov. 16, 1991
- 6 Kurt Johnson vs. LSU (99), Oct. 19, 1991

KICKOFF RETURN YARDS

Most Kickoff Return Yards, Career

- 2315 Derek Abney (95 ret.), 2000-03
- 1715 Keenan Burton (67 ret.), 2003-07
- 1669 Kio Sanford (74 ret.), 1994-97

Most Kickoff Return Yards, Season

- 820 Kio Sanford (33 ret.), 1994
- 804 Derek Abney (30 ret.), 2002
- 765 Keenan Burton (31 ret.), 2006

Most Kickoff Return Yards, Game

- 185 Keenan Burton vs. Louisville (5), Sept. 3, 2006
- 166 Roger Gann vs. Indiana (4), Sept. 20, 1969
- 159 Tony Mayes vs. Georgia (5), Oct. 22, 1983

AVERAGE YARDS PER RETURN

Best Average Yardage Per Kickoff Return, Career (min. 30)

- 27.05 Calvin Bird (37/1001), 1958-60
- 25.60 Keenan Burton (67/1715), 2003-07
- 24.88 Craig Yeast (42/1045), 1995-98
- 24.37 Derek Abney (95/2315), 2000-03

Best Average Yardage Per Kickoff Return, Season (min. 10)

- 30.42 Calvin Bird (14/426), 1959
- 30.18 Rodger Bird (11/332), 1963
- 29.29 Craig Yeast (14/410), 1998

KICKOFF RETURN TOUCHDOWNS

Most Kickoff Return Touchdowns, Career

- 3 Craig Yeast, 1995-98

Most Kickoff Return Touchdowns, Season

- 2 Derek Abney, 2002

Most Kickoff Return Touchdowns, Game

- 1 Keenan Burton vs. Louisville (100), Sept. 3, 2006
- 1 Rafael Little vs. Idaho State (99), Sept. 10, 2005
- 1 Derek Abney vs. Vanderbilt (95), Nov. 16, 2002
- 1 Derek Abney vs. Florida (100), Sept. 28, 2002
- 1 Craig Yeast vs. Florida (100), Sept. 26, 1998
- 1 Craig Yeast vs. Vanderbilt (97), Nov. 15, 1997
- 1 Craig Yeast vs. South Carolina (95), Oct. 12, 1996
- 1 Kio Sanford vs. Northeast Louisiana (96), Nov. 12, 1994
- 1 Kurt Johnson vs. Georgia (100), Oct. 28, 1989
- 1 Doug Kotar vs. Clemson (98), Sept. 11, 1971
- 1 Roger Gann vs. Indiana (95), Sept. 20, 1969
- 1 Dicky Lyons Sr. vs. LSU (95), Oct. 21, 1967
- 1 Rodger Bird vs. Va. Tech (92), Sept. 21, 1963
- 1 Calvin Bird vs. Xavier (89), Nov. 14, 1959
- 1 Don Phelps vs. Mich. St. (85), Nov. 2, 1946

LONG RETURNS

Longest Kickoff Returns, Game

- t100 Keenan Burton vs. Louisville, Sept. 3, 2006
- t100 Derek Abney vs. Florida, Sept. 28, 2002
- t100 Craig Yeast vs. Florida, Sept. 26, 1998
- t100 Kurt Johnson vs. Georgia, Oct. 28, 1989

INTERCEPTIONS

MOST INTERCEPTIONS

Most Interceptions, Career

- 14 Darryl Bishop (376 yards), 1971-73
- 11 Wilbur Jamerson (310 yards), 1947-50
- 11 Tony Mayes (74 yards), 1983-86

Most Interceptions, Season

- 9 Jerry Claiborne (130 yards), 1949
- 7 Paul Calhoun (91 yards), 1984
- 6 Marcus Jenkins (45 yards), 1993

Most Interceptions, Game

- 3 Greg Long vs. N.Texas (155 yards), Sept. 5, 1981
- 3 Clayton Webb vs. Xavier (71 yards), Sept. 25, 1948
- 3 Marcus Jenkins vs. Florida (34 yards), Sept. 11, 1993
- 3 Terry Beadles vs. Missouri (21 yards), Sept. 18, 1965
- 3 Bradley Mills vs. Tulane (2 yards), Nov. 8, 1952

INTERCEPTION RETURN YARDS

Most Interception Return Yards, Career

- 376 Darryl Bishop (14 int.), 1971-73
- 310 Wilbur Jamerson (11 int.), 1947-50
- 221 Greg Long (6 int.), 1978-81

Most Interception Return Yards, Season

- 197 Dave Hunter (3 int.), 1968
- 176 Greg Long (4 int.), 1981
- 149 Darryl Bishop (5 int.), 1972

Most Interception Return Yards, Game

- 155 Greg Long (3), vs. N.Texas, Sept. 5, 1981

AVERAGE YARDS PER INTERCEPTION RETURN

Best Average Yards Per Return, Career (min. 8)

- 28.18 Wilbur Jamerson (11/310), 1947-50
- 26.86 Darryl Bishop (14/376), 1971-73
- 17.60 Larry Carter (10/176), 1977-79

Best Average Yards Per Return, Season (min. 4)

- 44.00 Greg Long (4/176), 1981
- 29.80 Darryl Bishop (5/149), 1972
- 26.00 Dallas Owens (4/104), 1977

Best Average Yards Per Return, Game (min. 3)

- 51.67 Greg Long (3/155) vs. N.Texas, Sept. 5, 1981

INTERCEPTION RETURN TOUCHDOWNS

Most Interception Return Touchdowns, Career

- 3 Dallas Owens, 1974-77
- 2 Darryl Bishop, 1971-73
- 2 Greg Long, 1978-81

Most Interception Return Touchdowns, Season

- 2 Dallas Owens, 1977

Most Interception Return Touchdowns, Game

- 1 several occasions — last by Micah Johnson vs. Fla. Atlantic (21 yds.), Sept. 29, 2007

LONG RETURNS

Longest Interception Returns, Game

- t100 Dave Hunter vs. West Virginia, Nov. 2, 1968
- t97 Darryl Bishop vs. Miss. State, Oct. 7, 1972
- t95 David Johnson vs. Cincinnati, Sept. 27, 1986
- t95 Rodger Bird vs. Auburn, Oct. 3, 1964

TACKLES

TOTAL TACKLES (SINCE 1971)

Most Total Tackles, Career

- 521 Jim Kovach, 1974-76, 78
- 482 Chris Chenault, 1985-88
- 475 Jeff Kremer, 1984-87
- 462 Marty Moore, 1990-93
- 437 John Grimsley, 1980-83

Most Total Tackles, Season

- 183 Marty Moore, 1991
- 180 Jeff Kremer (90 solo/90 asst), 1987
- 174 Tom Ehlers (91solo/83 asst), 1974
- 174 Randy Holleran, 1990
- 164 Jim Kovach (92 solo/72 asst), 1978

Most Total Tackles, Game

- 29 Randy Holleran vs. LSU, Oct. 20, 1990
- 28 Chris Chenault vs. Vanderbilt, Nov. 7, 1987
- 25 Jeff Kremer vs. Georgia, Oct. 24, 1987
- 24 Scott Schroeder vs. Florida, Nov. 13, 1982
- 24 Chris Chenault vs. Tennessee, Nov. 19, 1988

SOLO TACKLES (SINCE 1971) *

Most Solo Tackles, Career

- 298 Jim Kovach (521 total), 1974-76, 78
- 264 Chris Chenault (482 total), 1985-88
- 260 John Grimsley (437 total), 1980-83
- 259 Wesley Woodyard (395 total), 2004-07

Most Solo Tackles, Season

- 102 Randy Holleran (161 total), 1988
- 94 Jim Kovach (143 total), 1976
- 92 Jim Kovach (164 total), 1978

Most Solo Tackles, Game

- 16 Jeff Zurcher vs. Georgia, Oct. 24, 1998
- 16 Larry Smith vs. Tulane, Sept. 22, 1984
- 15 Chad Anderson vs. Alabama, Sept. 13, 2003
- 15 Lester Boyd vs. Georgia, Oct. 27, 1979
- 15 Scott Schroeder vs. Florida, Nov. 13, 1982
- * Solos and assists not kept in 1990-92

ASSISTED TACKLES (SINCE 1971) *

Most Assisted Tackles, Career

- 223 Jim Kovach (521 total), 1974-76, 78
- 222 Jeff Kremer (475 total), 1984-87
- 218 Chris Chenault (482 total), 1985-88
- 182 Kevin McClelland (416 total), 1980-83

Most Assisted Tackles, Season

- 90 Jeff Kremer (180 total), 1987
- 83 Chris Chenault (160 total), 1987
- 83 Tom Ehlers (174 total), 1974

Most Assisted Tackles, Game

- 16 Chris Chenault vs. Vanderbilt, Nov. 7, 1987
- 13 Jeff Kremer vs. Georgia, Oct. 24, 1987
- 13 Jeff Kremer vs. Ole Miss, Oct. 10, 1987
- * solos and assists not kept in 1990-92

QUARTERBACK SACKS (SINCE 1971)

Most Quarterback Sacks, Career

- 26 Oliver Barnett, 1986-89
- 19 Dennis Johnson, 1998-2001
- 17 Chris Ward, 1993-96
- 17 Dean Wells, 1989-92
- 16 Jerry Reese, 1984-87

Most Quarterback Sacks, Season

- 12 Dennis Johnson, 2001
- 10.5 Chris Ward, 1996
- 10 Dean Wells, 1992
- 9 Jeremy Jarmon, 2007
- 9 Oliver Barnett, 1988

Most Quarterback Sacks, Game

- 5 Dean Wells vs. Indiana, Sept. 19, 1992
- 4 Kurt Supe vs. Indiana, Sept. 16, 1995
- 4 Dave Lyons vs. Vanderbilt, Nov. 6, 1982

TACKLES FOR LOSS (SINCE 1971)

Most Tackles For Loss, Season

- 20 Art Still, 1977
- 19 Dennis Johnson, 2001
- 18 Vincent Burns, 2003
- 14.5 Vincent Burns, 2002

Most Tackles For Loss, Game

- 6 Marlon McCree vs. Florida, Sept. 26, 1998
- 5 Art Still vs. Georgia, Oct. 22, 1977
- 4 Vincent Burns vs. Murray State, Sept. 6, 2003
- 4 Ryan Murphy vs. Indiana, Sept. 20, 1997
- 4 Rick Hayden vs. LSU, Oct. 21, 1978

PASS BREAKUPS (SINCE 1981)

MOST PASS BREAKUPS

Most Pass Breakups, Career

- 27 Antoine Huffman, 2002-05
- 25 Leonard Burress, 2000-03
- 25 Eric Kelly, 1997-2000
- 25 Van Hiles, 1993-96

Most Pass Breakups, Season

- 13 Eric Kelly, 1999
- 13 Gary Willis, 1990
- 12 Trevard Lindley, 2006
- 11 Trevard Lindley, 2007
- 11 David Johnson, 1987
- 11 Jeremy Bowie, 2001

BLOCKED KICKS (SINCE 1997)

MOST BLOCKED KICKS

Most Total Blocked Kicks, Career

- 7 Lonnell Dewalt, 2004
- 4 Curtis Pulley, 2005-06

Most Total Blocked Kicks, Season

- 7 Lonnell Dewalt, 2004

Most Total Blocked Kicks, Game

- 2 Curtis Pulley vs. Ole Miss, Oct. 22, 2005
- 2 Lonnell Dewalt vs. Tennessee, Nov. 27, 2004

Most Blocked PATs, Career

- 2 Raymond Fontaine, 2002-05

Most Blocked PATs, Season

- 1 by many players

Most Blocked PATs, Game

- 1 by many players

Most Blocked Punts, Career

- 2 Jacob Tamme, 2004-07
- 2 Andrew Hopewell, 2002-04
- 2 Dustin Williams, 2001-04

Most Blocked Punts, Season

- 2 Jacob Tamme, 2005
- 2 Andrew Hopewell, 2004
- 2 Dustin Williams, 2002

Most Blocked Punts, Game

- 1 by many players

Most Blocked Field Goals, Career

- 6 Lonnell Dewalt, 2004

Most Blocked Field Goals, Season

- 6 Lonnell Dewalt, 2004

Most Blocked Field Goals, Game

- 2 Curtis Pulley vs. Ole Miss, Oct. 22, 2005

TEAM RECORDS

UK UPSETS NO. 1 OLE MISS BEHIND KESTNER

Rick Kestner hauled in nine passes for 185 yards and three touchdowns in leading the Wildcats to a 27-21 upset of No. 1-ranked Ole Miss at Mississippi Memorial Stadium in Jackson in 1964 . . . In the third quarter, Kestner was on the receiving end of a 32-yard halfback pass from Rodger Bird to give UK a 13-7 lead . . . Kestner added two additional scores on tosses from QB Rick Norton (60 and 23) as the Wildcats rallied from 14-13 and 21-20 deficits late in the second half for the upset.



Rick Kestner

TOTAL OFFENSE

OFFENSIVE PLAYS

Most Offensive Plays, Season

1013 in 2007
911 in 1998
869 in 2000
837 in 1990
876 in 1997

Most Offensive Plays, Game

110 vs. Tennessee, Nov. 24, 2007 (4 OT)
95 vs. LSU, Nov. 1, 1997
94 vs. Florida, Nov. 14, 1981
92 vs. Arkansas, Oct. 3, 1998

NET TOTAL YARDS

Most Net Total Yards Gained, Season

5876 in 1998
5764 in 2007
5214 in 1997
4900 in 2000
4879 in 2006

Most Net Total Yards Gained, Game

801 vs. Louisville, Sept. 5, 1998
679 vs. Vanderbilt, Nov. 14, 1998
646 vs. Tenn. Tech, Sept. 15, 1951
634 vs. Tennessee, Nov. 22, 1997
621 vs. Vanderbilt, Nov. 11, 2006

AVERAGE YARDS PER PLAY

Best Average Per Offensive Play, Season

6.45 in 1998 (911/5876)
5.95 in 1997 (876/5214)
5.76 in 2006 (847/4879)
5.75 in 2001 (732/4211)
5.69 in 2007 (1013/5764)

AVERAGE YARDS PER GAME

Best Average Yards Gained Per Game, Season

534.2 in 1998 (11/5876)
474.0 in 1997 (11/5214)
445.5 in 2000 (11/4900)
443.4 in 2007 (13/5764)

FIRST DOWNS

TOTAL FIRST DOWNS

Most First Downs, Season

335 in 2007
292 in 1998
281 in 1997
257 in 2000
254 in 2006

Most First Downs, Game

37 vs. Tennessee, Nov. 24, 2007 (4 OT)
37 vs. Louisville, Sept. 5, 1998
33 vs. Vanderbilt, Nov. 11, 2000
31 10 times

FIRST DOWNS RUSHING (SINCE 1952)

Most First Downs by Rushing, Season

153 in 1975
149 in 1976
143 in 1974
138 in 1977

Most First Downs by Rushing, Game

24 vs. Indiana, Sept. 15, 1984
23 vs. Miami (Fla.), Nov. 25, 1949
22 vs. Virginia Tech, Sept. 13, 1975
22 vs. Virginia Tech, Sept. 14, 1974

FIRST DOWNS PASSING (SINCE 1952)

Most First Downs by Passing, Season

196 in 1998
182 in 2007
180 in 1997
156 in 2000

Most First Downs by Passing, Game

27 vs. Tennessee, Nov. 24, 2007 (4 OT)
24 vs. Louisville, Sept. 5, 1998
23 vs. Vanderbilt, Nov. 14, 1998
22 vs. Northeast Louisiana, Oct. 18, 1997

FIRST DOWNS BY PENALTY

Most First Downs by Penalty, Season

24 in 1997
23 in 2007
22 in 1998
22 in 2000

Most First Downs by Penalty, Game

7 vs. Miss. State, Nov. 7, 1998
6 vs. Florida, Nov. 14, 1987
6 vs. Miss State, Nov. 4, 2000

RUSHING

RUSH ATTEMPTS

Most Rush Attempts, Season

724 in 1975
654 in 1976
638 in 1977
632 in 1974

Most Rush Attempts, Game

77 vs. Virginia Tech, Sept. 14, 1974
75 vs. Penn State, Oct. 2, 1976
74 vs. Virginia Tech, Sept. 13, 1975

NET RUSHING YARDS

Most Net Rushing Yards, Season

3124 in 1974
2960 in 1976
2661 in 1975
2638 in 1979

MOST NET RUSHING YARDS, GAME

446 vs. Tenn. Tech, Sept. 15, 1951
441 vs. Virginia Tech, Sept. 14, 1974
416 vs. Geo. Washington, Nov. 17, 1951
409 vs. Vanderbilt, Nov. 7, 1953
400 vs. Ohio, Oct. 3, 1987

LEAST NET RUSHING YARDS, SEASON

830 in 1999
1006 in 1967
1012 in 1964

LEAST NET RUSHING YARDS, GAME

-50 vs. Georgia, Oct. 23, 1999

AVERAGE YARDS PER ATTEMPT

Best Average Per Rushing Attempt, Season

4.94 in 1974 (632/3124)
4.86 in 1987 (481/2340)

AVERAGE YARDS PER GAME

Best Rushing Average Per Game, Season

284.0 in 1974 (11/3124)
269.1 in 1976 (11/2960)
241.9 in 1975 (11/2661)

RUSHING TOUCHDOWNS

Most Touchdowns Rushing, Season

29 in 1949 24 in 1995
27 in 1950 24 in 1974
24 in 2003 24 in 1951

Most Touchdowns Rushing, Game

9 vs. Tenn. Tech, Sept. 15, 1951

PASSING

PASS ATTEMPTS

Most Passes Attempted, Season

574 in 1998 528 in 2007
564 in 2000 488 in 1999
562 in 1997

Most Passes Attempted, Game

67 vs. Arkansas, Oct. 3, 1998
67 vs. LSU, Nov. 1, 1997
63 vs. Louisville, Sept. 4, 1999
62 vs. Tennessee, Nov. 24, 2007 (4 OT)
62 vs. Mississippi State, Sept. 6, 1997

PASS COMPLETIONS

Most Passes Completed, Season

414 in 1998
374 in 1997
331 in 2007
322 in 2000
304 in 1999

Most Passes Completed, Game

47 vs. Vanderbilt, Nov. 14, 1998
47 vs. Arkansas, Oct. 3, 1998
42 vs. LSU, Nov. 1, 1997
41 vs. Georgia, Oct. 25, 1997

INTERCEPTIONS THROWN

Most Interceptions Thrown, Season

33 in 1967
28 in 1982
25 in 1980

Most Interceptions Thrown, Game

6 vs. West Virginia, Nov. 1, 1969
6 vs. LSU, Oct. 16, 1965
6 vs. Rutgers, Sept. 8, 1990

NET PASSING YARDS

Most Yards Passing, Season

4534 in 1998
4019 in 1997
3743 in 2007
3689 in 2000
3597 in 2006

Most Yards Passing, Game

585 vs. Vanderbilt, Nov. 14, 1998
571 vs. Louisville, Sept. 5, 1998
528 vs. Georgia, Oct. 21, 2000
499 vs. Arkansas, Oct. 3, 1998

Least Yards Passing, Season

556 in 1975
576 in 1974
712 in 1952

BISHOP'S THEFT GIVES UK VICTORY

Darryl Bishop of Louisville, whose final season was 1973, remains the UK leader in career interceptions with 14 . . . One of his most notable interceptions took place on Nov. 6, 1971, at Dudley Field in Nashville . . . With UK and Vanderbilt knotted at 7-7 and less than 50 seconds to play, Kentucky elected to punt facing a 4th-and-8 situation from its own 44 . . . Walter Overton made a fair catch at the Commodore 30, giving Vandy a first down . . . After QB Steve Burger lost four yards on the first play, the Commodores elected not to use a timeout . . . Then as time expired, Burger lofted a pass toward receiver Gary Chesley . . . The ball never got to Chesley as Bishop picked off the aerial and raced 43 yards for the winning score, giving UK a 14-7 victory on the game's final play.



Darryl Bishop

Least Yards Passing, Game
-3 vs. Tennessee, Nov. 19, 1949

COMPLETION PERCENTAGE

Best Completion Percentage, Season
.721 in 1998 (414/574)
.665 in 1997 (374/562)
.650 in 1999 (304/468)

PASSING AVERAGE PER GAME

Best Passing Average Per Game, Season
412.2 in 1998 (11/4534)
365.4 in 1997 (11/4019)
335.2 in 2000 (11/3689)
299.0 in 1999 (11/3289)

TOUCHDOWNS PASSES THROWN

Most Touchdown Passes Thrown, Season
40 in 2007
39 in 1998
37 in 1997
31 in 2006

Most Touchdown Passes Thrown, Game
8 vs. North Dakota, Nov. 18, 1950

SCORING

POINTS SCORED

Most Points Scored, Season
475 in 2007
417 in 1998
385 in 2002
380 in 1950
348 in 1997

Most Points Scored, Game
83 vs. North Dakota, Nov. 18, 1950
77 vs. Texas-El Paso, Sept. 7, 2002
72 vs. Tenn. Tech, Sept. 15, 1951
71 vs. So. Miss., Sept. 17, 1949
70 vs. Xavier, Oct. 5, 1946

Most Points Scored, Half
56 vs. North Dakota, Nov. 18, 1950
42 vs. Kent State, Sept. 8, 2007
42 vs. Texas-El Paso, Sept. 7, 2002

Most Points Scored, Quarter
35 vs. North Dakota, Nov. 18, 1950
31 vs. Vanderbilt, Nov. 14, 1998
28 on six occasions

Most Points Scored, 1st Quarter
21 vs. Vanderbilt, Nov. 12, 2005
21 vs. Vanderbilt, Nov. 16, 2002
21 vs. Northeast Louisiana, Oct. 18, 1997
21 vs. Louisville, Aug. 30, 1997
21 vs. Marshall, Oct. 8, 1960
21 vs. North Dakota, Nov. 18, 1950

Most Points Scored, 2nd Quarter
35 vs. North Dakota, Nov. 18, 1950
28 vs. Georgia, Oct. 23, 1965

Most Points Scored, 3rd Quarter
31 vs. Vanderbilt, Nov. 14, 1998
28 vs. Florida, Sept. 28, 2002
28 vs. Texas-El Paso, Sept. 7, 2002
28 vs. Indiana, Sept. 20, 1997
28 vs. Cincinnati, Oct. 14, 1950

Most Points Scored, 4th Quarter
28 vs. Connecticut, Sept. 11, 1999
21 vs. Arkansas, Sept. 22, 2007
21 vs. Kent State, Sept. 8, 2007
21 vs. Vanderbilt, Nov. 11, 2006
21 vs. Miss. State, Oct. 25, 2003
21 vs. Kent, Sept. 4, 1993
21 vs. Miss. State, Oct. 6, 1973

POINTS PER GAME

Best Points Per Game Average, Season
37.9 in 1998 (11/417)
36.5 in 2007 (13/475)
34.5 in 1950 (11/380)
32.1 in 2002 (12/385)
31.6 in 1997 (11/348)

PUNTS

PUNTS

Most Punts, Season
94 in 1996
90 in 1970
84 in 1969

Most Punts, Game
13 vs. Florida, Sept. 28, 1996
13 vs. LSU, Oct. 19, 1985
13 vs. Kansas State, Sept. 19, 1970
13 vs. LSU, Oct. 17, 1959

PUNTING YARDS

Most Punting Yards, Season
3597 in 1996
3471 in 1970
3257 in 1969

Most Punting Yards, Game
539 vs. Florida, Sept. 28, 1996
537 vs. Kansas State, Sept. 19, 1970
490 vs. Missouri, Sept. 21, 1968

PUNTING AVERAGE

Best Average Yards Per Punt, Season
44.6 in 1984 (60/2677)
44.4 in 2001 (58/2575)
44.3 in 2002 (71/3143)

NET PUNTING

Best Net Average Yards Per Punt, Season
40.10 in 2002 (71/2847)
39.92 in 1999 (49/1956)
39.90 in 1984 (60/2394)

PUNT RETURNS

Most Punts Returned, Season

49 in 1950
49 in 1947

Most Punts Returned, Game

10 vs. Tennessee, Nov. 20, 1976

PUNT RETURN YARDAGE

Most Punt Return Yards, Season
625 in 2002
478 in 1949
456 in 1947

Most Punt Return Yards, Game

195 vs. Vanderbilt, Nov. 7, 1981
148 vs. Florida State, Nov. 4, 1961
148 vs. Texas State, Sept. 9, 2006

AVERAGE PER PUNT RETURN

Best Average Yards Per Punt Return, Season
20.4 in 2006 (18/368)
17.2 in 2005 (23/395)
15.6 in 2002 (40/625)

KICKOFF RETURNS

Most Kickoffs Returned, Season

63 in 2007
62 in 2000
54 in 1994

Most Kickoffs Returned, Game

11 vs. Florida, Sept. 10, 1994
9 vs. Florida, Sept. 23, 2000
9 vs. Georgia, Nov. 6, 2004

KICKOFF RETURN YARDAGE

Most Kickoff Return Yards, Season
1394 in 2007
1263 in 1994
1188 in 2000
1181 in 1971

Most Kickoff Return Yards, Game

287 vs. Idaho State, Sept. 10, 2005
203 vs. Florida, Sept. 28, 2002
202 vs. Florida, Sept. 10, 1994
194 vs. Louisville, Sept. 3, 2006

AVERAGE PER KICKOFF RETURN

Best Average Yards Per Kickoff Return, Season
26.4 in 2005 (42/1109)
25.6 in 1983 (24/615)
24.3 in 1963 (29/705)

INTERCEPTIONS

Most Interceptions Made, Season

28 in 1949
27 in 1950
22 in 1970
21 in 1951

Most Interceptions Made, Game

7 vs. Florida, Sept. 11, 1993
6 vs. Xavier, Sept. 25, 1948
5 vs. Virginia Tech, Oct. 30, 1971
5 vs. Memphis State, Nov. 13, 1954
5 vs. North Dakota, Nov. 18, 1950

INTERCEPTION RETURN YARDAGE

Most Interception Return Yards, Season
719 in 1949
387 in 1950
338 in 1948

Most Interception Return Yards, Game

240 vs. Ole Miss, Oct. 1, 1949 (NCAA Record)
160 vs. Cincinnati, Sept. 27, 1986

KENTUCKY'S SEC STATISTICAL CHAMPIONS

RUSHING

Year	Player	G	Att	Yards	PGAvg.
1973	Sonny Collins	11	224	1213	110.3
1974	Sonny Collins	9	177	970	107.8
1995	Moe Williams	11	294	1600	145.5
2002	Artose Pinner	12	283	1414	117.8

PASSING YARDAGE AND EFFICIENCY(*LED LEAGUE)

Year	Player	Att	Comp	Yards	Eff.Rating
1949	Babe Parilli	150	81	* 1081	-
1950	Babe Parilli	203	114	* 1627	-
1951	Babe Parilli	239	136	* 1643	-
1954	Bob Hardy	108	57	* 887	-
1964	Rick Norton	202	106	* 1514	-
1997	Tim Couch	547	363	* 3884	141.4
1998	Tim Couch	553	400	* 4275	* 153.3
1999	Dusty Bonner	465	303	* 3266	* 137.0
2000	Jared Lorenzen	559	321	* 3687	116.5
2006	Andre' Woodson	419	264	* 3515	154.5
2007	Andre' Woodson	518	327	* 3709	144.5

PASS RECEIVING

Year	Player	Rec	Yards	Avg.
1958	Calvin Bird	21	373	17.7
1961	Tom Hutchinson	32	543	16.9
1998	Craig Yeast	85	1311	15.4
1999	James Whalen	90	1019	11.3

TOTAL OFFENSE

Year	Player	Rush	Pass	Total
1950	Babe Parilli	54	1627	1681
1964	Rick Norton	-195	1514	1319
1997	Tim Couch	-125	3884	3759
1998	Tim Couch	-124	4275	4151
1999	Dusty Bonner	-141	3266	3125
2000	Jared Lorenzen	140	3687	3827
2006	Andre' Woodson	-137	3515	3378

SCORING

Year	Player	TD	PAT	FG	Pts
1936	Bob Davis	11	0	0	66
1937	Bob Davis	9	0	0	54
1950	Wilbur Jamerson	10	0	0	60
1950	Al Bruno	10	0	0	60
1965	Rodger Bird	13	0	0	78
1967	Dicky Lyons Sr.	11	4	1	73
1968	Dicky Lyons Sr.	11	0	0	66
1973	Sonny Collins	13	1	0	80
1995	Moe Williams	17	0	0	102

PUNTING

Year	Player	Punts	Yards	Avg.
1983	Paul Calhoun	69	2981	43.2
2001	Glenn Pakulak	56	2492	44.5
2002	Glenn Pakulak	66	3008	45.6

PUNT RETURNS

Year	Player	No.	Yards	Avg.	TD
1989	Chris Tolbert	16	212	13.3	1
1999	Kendrick Shanklin	16	216	13.5	1
2002	Derek Abney	36	544	15.1	4
2005	Rafael Little	21	355	16.9	0

KICKOFF RETURNS

Year	Player	No.	Yards	Avg.	TD
1998	Craig Yeast	14	410	29.3	1
2002	Derek Abney	30	804	26.8	2
2003	Derek Abney	32	772	24.1	0

ALL-PURPOSE YARDAGE

Year	Player	Plays	Yards	PGAvg.
1995	Moe Williams	317	1826	166.0
2003	Derek Abney	123	1821	151.8
2005	Rafael Little	267	1982	180.2

TACKLES

Year	Player	Primary	Asst	Total	PGAvg.
2007	Wes. Woodyard	78	61	139	10.7

SCORING OFFENSE

Year	Games	Points	PGAvg.
1949	11	304	27.6
1950	11	380	34.5
1998	11	417	37.9

SCORING DEFENSE

Year	Games	Points	PGAvg.
1949	11	53	4.8
1977	11	111	10.1

PASSING OFFENSE

Year	Games	Att	Comp	Yards	PGAvg.
1950	11	230	125	1714	155.8
1960	10	220	114	1633	163.3
1964	10	230	114	1609	160.9
1997	11	562	374	4019	365.4
1998	11	574	414	4534	412.2
1999	11	468	304	3289	299.0
2000	11	564	322	3689	335.4
2006	13	436	273	3597	276.7
2007	13	528	331	3743	287.9

TOTAL OFFENSE

Year	Games	Att	Yards	PGAvg.
1998	11	911	5876	534.2
2000	11	869	4900	445.5

RUSHING DEFENSE

Year	Games	Atts	Yards	PGAvg.
1949	11	455	788	71.6
1977	11	493	1322	120.2

PASSING DEFENSE

Year	Games	Att	Comp	Yards	PGAvg.
1981	11	236	123	1405	127.7

TOTAL DEFENSE

Year	Games	Att	Yards	PGAvg.
1949	11	661	1692	153.8
1950	11	674	1895	172.2
1977	11	728	2590	235.5

PUNT RETURNS

Year	Games	No.	Yards	TD	Avg.
1989	11	33	398	1	12.1
1999	11	18	248	1	13.8
2002	12	40	625	4	15.6
2005	11	23	395	0	17.2
2006	13	18	368	1	20.4

KICKOFF RETURNS

Year	Games	No.	Yards	TD	Avg.
1994	11	54	1263	1	23.4

PENALTY YARDS

Year	Games	Pen.	Yards	Yds/Gm
1991	11	38	342	31.09
1993	11	38	320	29.09
1995	11	64	508	46.18

FIRST DOWNS

Year	Games	First Downs	FD/Gm
1997	11	281	25.5
1998	11	292	26.5
2007	13	335	25.8

TIME OF POSSESSION

Year	TOP per Game
1998	32:56

NET PUNTING

Year	Punts	Net Yds.	Avg.
1999	49	1956	39.9
2002	71	2847	40.1

TURNOVER MARGIN

Year	Games	Gained	Lost	Margin	PGAvg.
2006	13	32	17	+15	+1.15

AVERAGE PER INTERCEPTION RETURN

Best Average Yards Per Int. Return, Season
25.5 in 1986 (9/230)

BLOCKED KICKS (SINCE 1997)

Most Total Blocked Kicks, Season

9 in 2004
8 in 2002
6 in 2005

Most Total Blocked Kicks, Game

3 vs. Florida, Sept. 28, 2002

Most Blocked PATs, Season

2 in 2006
2 in 2004
2 in 2002

Most Blocked PATs, Game

2 vs. Florida, Sept. 27, 2006
2 vs. Florida, Sept. 28, 2002

Most Blocked Field Goals, Season

6 in 2004
3 in 2005
3 in 1997

Most Blocked Field Goals, Game

2 vs. Ole Miss, Oct. 22, 2005

Most Blocked Punts, Season

4 in 2002
2 in 2005
2 in 2003

Most Blocked Punts, Game

1 several times

FUMBLES

Most Fumbles, Season

56 in 1952
47 in 1979
44 in 1973

Most Fumbles, Game

11 vs. Mississippi State, Oct. 18, 1952
9 vs. Central Michigan, Sept. 3, 1988
9 vs. Florida, Dec. 6, 1952

FUMBLES LOST

Most Fumbles Lost, Season

29 in 1952
27 in 1950
24 in 1973
24 in 1953

Most Fumbles Lost, Game

6 vs. Georgia, Oct. 28, 1961
6 vs. Memphis St., Nov. 14, 1953
6 vs. Miss. State, Oct. 18, 1952

PENALTIES

Most Penalties, Season

107 in 1998
106 in 2002
101 in 1999

Most Penalties, Game

18 vs. Arkansas, Oct. 3, 1998
18 vs. Georgia Tech, Oct. 6, 1951
16 vs. LSU, Oct. 16, 1999

Least Penalties, Season

37 in 1972
38 in 1993, 1991 and 1966
40 in 1967 and 1963

PENALTY YARDS

Most Yards Penalized, Season

836 in 2002
817 in 1999
788 in 1997
767 in 2001

Most Yards Penalized, Game

169 vs. Tulane, Nov. 1, 1980
163 vs. Arkansas, Oct. 3, 1998
148 vs. Miami (Fla.), Oct. 30, 1959


Least Yards Penalized, Season

313 in 1992
320 in 1993
342 in 1991

CAREER LEADERS

ANNUAL TOTAL OFFENSE LEADERS

Yr	Player	Rush	Pass	Plays	Yds
2007	Andre' Woodson	-193	3708	587	3516
2006	Andre' Woodson	-137	3515	489	3378
2005	Andre' Woodson	-133	1644	310	1511
2004	Shane Boyd	297	1328	365	1625
2003	Jared Lorenzen	75	2221	425	2296
2002	Jared Lorenzen	-51	2267	367	2251
2001	Jared Lorenzen	119	2179	346	2298
2000	Jared Lorenzen	140	3687	635	3827
1999	Dusty Bonner	-141	3266	576	3125
1998	Tim Couch	-124	4275	617	4151
1997	Tim Couch	-125	3884	613	3759
1996	Billy Jack Haskins	23	967	259	990
1995	Moe Williams	1600	0	294	1600
1994	Antonio O'Ferral	167	642	162	809
1993	Pookie Jones	288	1071	293	1359
1992	Pookie Jones	295	1434	343	1729
1991	Pookie Jones	271	954	235	1225
1990	Freddie Maggard	-23	1051	224	1028
1989	Freddie Maggard	-69	1515	334	1446
1988	Glenn Fohr	9	1260	255	1269
1987	Mark Higgs	1278	0	193	1278
1986	Bill Ransdell	30	1610	347	1640
1985	Bill Ransdell	-24	1744	273	1720
1984	Bill Ransdell	-60	1748	301	1688
1983	Randy Jenkins	-85	1272	242	1187
1982	Randy Jenkins	-93	933	234	840
1981	Randy Jenkins	-177	1079	209	902
1980	Larry McCrimmon	0	1060	159	1060
1979	Shawn Donigan	847	0	187	847
1978	Larry McCrimmon	-65	752	160	687
1977	Derrick Ramsey	618	892	315	1510
1976	Derrick Ramsey	771	659	290	1430
1975	Sonny Collins	1150	0	248	1150
1974	Mike Fanuzzi	909	438	262	1347
1973	Sonny Collins	1213	0	224	1213
1972	Dinky McKay	94	879	286	973
1971	Bernie Scruggs	374	554	216	972
1970	Bernie Scruggs	115	1181	308	1246
1969	Bernie Scruggs	31	969	299	1000
1968	Stan Forston	78	643	177	721
1967	Dave Bair	85	634	210	719
1966	Terry Beadles	109	725	214	834
1965	Rick Norton	-117	1823	271	1706
1964	Rick Norton	-195	1514	272	1319
1963	Rick Norton	-63	1177	269	1114
1962	Jerry Woolum	-133	1100	234	967
1961	Jerry Woolum	-75	892	152	817
1960	Jerry Woolum	26	767	162	793
1959	Charles Sturgeon	417	0	101	417
1958	Jerry Eisaman	83	449	87	532
1957	Bobby Cravens	669	12	142	681
1956	Bobby Cravens	338	0	78	338
1955	Bob Hardy	64	777	192	841
1954	Bob Hardy	122	887	199	1009
1953	Ralph Paolone	620	0	108	620
1952	Allen Felch	623	0	130	623
1951	Babe Parilli	-161	1643	269	1482
1950	Babe Parilli	54	1627	234	1681
1949	Babe Parilli	-141	1081	181	940
1948	George Blanda	-49	967	136	918
1947	Don Phelps	416	89	84	505
1946	Phil Cutchin	140	399	110	539



Pookie Jones

CAREER TOTAL OFFENSE LEADERS

No.	Player	Years	Rush	Pass	Plays	Yards
1.	Jared Lorenzen	2000-03	283	10,354	1793	10,637
2.	Andre' Woodson	2004-07	-490	9360	1510	8870
3.	Tim Couch	1996-98	-275	8435	1338	8160
4.	Bill Ransdell	1983-86	-108	5564	996	5456
5.	Pookie Jones	1991-93	854	3459	871	4313
6.	Rick Norton	1963-65	-375	4514	812	4139
7.	Babe Parilli	1949-51	-248	4351	684	4103
8.	Randy Jenkins	1979-83	-306	4148	870	3842
9.	Sonny Collins	1972-75	3835	0	777	3835
10.	Derrick Ramsey	1975-77	1764	1653	719	3417

CAREER RUSHING LEADERS

No.	Player	Years	Att	Yards	Avg	TD
1.	Sonny Collins	1972-75	777	3835	4.9	26
2.	Moe Williams	1993-95	618	3333	5.4	26
3.	Rafael Little	2004-07	580	2996	5.2	16
4.	Mark Higgs	1984-87	532	2892	5.4	25
5.	George Adams	1981-84	638	2648	4.2	25
6.	Artose Pinner	1999-2002	438	2105	4.8	17
7.	Marc Logan	1983-86	389	1769	4.5	11
8.	Derrick Ramsey	1975-77	446	1764	3.9	25
9.	Anthony White	1996-99	364	1758	4.8	11
10.	Rodger Bird	1963-65	397	1699	4.2	21
11.	Derek Homer	1997-2000	353	1689	4.8	11
12.	Ivy Joe Hunter	1985-88	361	1687	4.7	19
13.	Bill Leskovar	1949-51	324	1664	5.1	9
14.	Steve Campassi	1972-75	370	1609	4.3	8
15.	Al Baker	1986-90	378	1534	4.1	15

CAREER PASSING LEADERS

No.	Player	Years	Com	Att	Int	Pct	Yards	TD
1.	Jared Lorenzen	2000-03	862	1514	41	.569	10,354	78
2.	Andre' Woodson	2004-07	791	1278	25	.619	9360	79
3.	Tim Couch	1996-98	795	1184	35	.671	8435	74
4.	Bill Ransdell	1983-86	469	816	29	.575	5564	22
5.	Rick Norton	1963-65	298	598	44	.498	4514	26
6.	Babe Parilli	1949-51	331	592	37	.559	4351	50
7.	Randy Jenkins	1979-83	363	699	53	.519	4148	24
8.	Pookie Jones	1991-93	263	504	19	.522	3459	16
9.	Dusty Bonner	1997, 99	313	479	13	.653	3380	26
10.	Jerry Woolum	1960-62	216	407	24	.531	2759	11
11.	Bernie Scruggs	1969-71	239	493	31	.485	2704	13
12.	Freddie Maggard	1988-91	239	419	19	.570	2566	12
13.	Shane Boyd	2000-03	248	479	17	.518	2484	13
14.	Glenn Fohr	1987-88	165	364	20	.453	2233	11
15.	Billy Jack Haskins	1994-96	191	341	12	.560	2181	9



Derek Abney (left) set numerous NCAA, SEC, and UK records for kick returns and all-purpose yardage. Craig Yeast (right) ended his career as the all-time SEC leader in pass receptions.

CAREER RECEIVING LEADERS


No.	Player	Years	Rec	Yards	Avg	TD
1.	Craig Yeast	1995-98	208	2899	13.9	28
2.	Derek Abney	2000-03	197	2339	11.9	18
3.	Anthony White	1996-99	194	1520	7.8	8
4.	Keenan Burton	2003-07	189	2376	12.6	25
5.	Jacob Tamme	2004-07	133	1417	10.7	11
6.	Rafael Little	2004-07	131	1324	10.1	4
7.	Derek Homer	1997-2000	129	1052	8.2	2
8.	James Whalen	1997-99	120	1324	11.0	13
9.	Quentin McCord	1996, 1998-2000	112	1743	15.6	15
10.	Dicky Lyons, Jr.	2004, 06-present	108	1488	13.8	16
11.	Kevin Coleman	1995-98	107	1428	13.3	13

CAREER ALL-PURPOSE YARDAGE LEADERS

No.	Player	Years	Rush	Rec	PRET	KOR	Yards
1.	Derek Abney	2000-03	160	2339	1042	2315	5856
2.	Rafael Little	2004-07	2996	1324	854	169	5343
3.	Craig Yeast	1995-98	125	2899	211	1045	4280
4.	Keenan Burton	2003-07	25	2376	90	1715	4206
5.	Sonny Collins	1972-75	3835	105	0	183	4123
6.	George Adams	1981-84	2648	609	0	823	4080
7.	Moe Williams	1993-95	3333	313	0	73	3719
8.	Dicky Lyons, Sr.	1966-68	1042	287	1065	1188	3582
9.	Anthony White	1996-99	1758	1520	0	134	3412
10.	Mark Higgs	1984-87	2892	483	0	12	3387

ANNUAL RUSHING LEADERS

Yr	Player	Att	Yards	Avg	TD
2007	Rafael Little	190	1013	5.3	3
2006	Rafael Little	140	673	5.0	3
2005	Rafael Little	197	1045	5.3	9
2004	Shane Boyd	102	297	2.9	5
2003	Arliss Beach	103	366	3.6	8
2002	Artose Pinner	283	1414	5.0	13
2001	Artose Pinner	100	441	4.4	4
2000	Chad Scott	130	611	4.7	4
1999	Anthony White	121	562	4.6	5
1998	Derek Homer	137	716	5.2	7
1997	Anthony White	129	723	5.6	4
1996	Derick Logan	190	700	3.7	5
1995	Moe Williams	294	1600	5.4	17
1994	Moe Williams	160	805	5.0	4
1993	Moe Williams	164	928	5.7	5
1992	Terry Samuels	98	380	3.9	4
1991	Terry Samuels	77	307	4.0	1
1990	Al Baker	170	780	4.6	10
1989	Alfred Rawls	185	893	4.8	9
1988	Alfred Rawls	101	477	4.7	7
1987	Mark Higgs	193	1278	6.6	10
1986	Ivy Joe Hunter	103	621	6.0	6
1985	Marc Logan	175	715	4.1	3
1984	George Adams	253	1085	4.2	13
1983	George Adams	166	763	4.6	7
1982	George Adams	185	720	3.9	5
1981	Lawrence Lee	78	275	3.5	1
1980	Randy Brooks	166	578	3.5	3
1979	Shawn Donigan	187	847	4.5	4
1978	Freddie Williams	89	313	3.5	1
1977	Derrick Ramsey	159	618	3.9	13
1976	Derrick Ramsey	187	771	4.1	10
1975	Sonny Collins	248	1150	4.6	5
1974	Sonny Collins	177	970	5.5	5
1973	Sonny Collins	224	1213	5.4	13
1972	Sonny Collins	128	502	3.9	3
1971	Lee Clymer	96	455	4.7	3
1970	Lee Clymer	118	441	3.7	0
1969	Roger Gann	180	646	3.6	3
1968	Dicky Lyons	134	392	2.9	8
1967	Dicky Lyons	138	473	3.4	8
1966	Bob Windsor	101	356	3.5	2
1965	Rodger Bird	179	646	3.6	12
1964	Rodger Bird	133	671	5.0	7
1963	Rodger Bird	85	382	4.5	2
1962	Darrell Cox	81	363	4.4	1
1961	Gary Steward	79	285	3.6	3
1960	Charles Sturgeon	58	291	5.0	3
1959	Charles Sturgeon	101	417	4.1	2
1958	Bobby Cravens	104	441	4.2	2
1957	Bobby Cravens	141	669	4.7	4
1956	Bobby Cravens	78	338	4.3	0
1955	Bob Dougherty	94	401	4.3	0
1954	Dick Rushing	75	369	4.9	2
1953	Ralph Paolone	108	620	5.7	4
1952	Allen Felch	130	623	4.8	0
1951	Tom Fillion	117	671	5.7	4
1950	Bill Leskovar	118	673	5.7	3
1949	Bill Leskovar	152	722	4.7	5
1948	Ralph Genito	54	327	6.0	-
1947	Don Phelps	80	416	5.2	-
1946	Don Phelps	57	271	4.7	-



Dicky Lyons, Sr.

ANNUAL PASSING LEADERS

Yr	Player	Com-Att-Int	Pct.	Yds	TD
2007	Andre' Woodson	327-518-11	.631	3709	40
2006	Andre' Woodson	264-419-7	.630	3515	31
2005	Andre' Woodson	146-253-6	.577	1644	6
2004	Shane Boyd	138-263-9	.525	1328	7
2003	Jared Lorenzen	191-336-8	.568	2221	16
2002	Jared Lorenzen	183-327-5	.560	2267	24
2001	Jared Lorenzen	167-292-7	.572	2179	19
2000	Jared Lorenzen	321-559-21	.574	3687	19
1999	Dusty Bonner	303-465-13	.652	3266	26
1998	Tim Couch	400-553-15	.723	4275	36
1997	Tim Couch	363-547-19	.664	3884	37
1996	Billy Jack Haskins	93-175-5	.531	967	5
1995	Billy Jack Haskins	93-154-6	.604	1176	4
1994	Antonio O'Ferral	48-107-6	.449	642	7
1993	Pookie Jones	85-163-7	.522	1071	8
1992	Pookie Jones	97-203-8	.478	1434	5
1991	Pookie Jones	81-138-4	.587	954	3
1990	Freddie Maggard	109-188-7	.580	1051	6
1989	Freddie Maggard	130-231-12	.563	1515	6
1988	Glenn Fohr	91-201-12	.453	1260	5
1987	Glenn Fohr	74-163-8	.454	973	6
1986	Bill Ransdell	151-256-9	.589	1610	3
1985	Bill Ransdell	133-231-6	.576	1744	5
1984	Bill Ransdell	148-266-11	.556	1748	11
1983	Randy Jenkins	118-203-10	.581	1272	10
1982	Randy Jenkins	92-187-2	.492	933	2
1981	Randy Jenkins	84-170-8	.494	1079	6
1980	Larry McCrimmon	69-137-10	.504	1060	3
1979	Terry Henry	30-76-6	.395	408	5
1978	Larry McCrimmon	35-106-11	.330	752	8
1977	Derrick Ramsey	74-156-6	.484	892	6
1976	Derrick Ramsey	51-103-6	.495	659	7
1975	Cliff Hite	35-101-3	.347	430	2
1974	Mike Fanuzzi	32-83-5	.386	438	4
1973	Mike Fanuzzi	33-84-4	.393	572	5
1972	Dinky McKay	80-185-15	.432	879	1
1971	Bernie Scruggs	44-102-8	.431	554	3
1970	Bernie Scruggs	115-209-12	.550	1181	7
1969	Bernie Scruggs	80-183-11	.430	969	3
1968	Stan Forston	48-129-12	.372	643	1
1967	Dave Bair	66-164-21	.403	634	3
1966	Terry Beadles	47-113-13	.416	725	5
1965	Rick Norton	113-214-16	.528	1823	11
1964	Rick Norton	106-202-10	.524	1514	9
1963	Rick Norton	79-182-18	.412	1177	6
1962	Jerry Woolum	83-157-9	.528	1100	4
1961	Jerry Woolum	70-125-7	.560	892	4
1960	Jerry Woolum	63-125-8	.504	767	3
1959	Lowell Hughes	30-67-5	.448	375	1
	Jerry Eisaman	29-71-5	.414	310	4
1958	Jerry Eisaman	30-53-2	.566	449	3
	Lowell Hughes	36-72-6	.500	437	2
1957	Lowell Hughes	40-83-9	.482	447	2
1956	Delmar Hughes	14-42-3	.333	206	3
1955	Bob Hardy	58-106-5	.547	777	8
1954	Bob Hardy	57-108-11	.527	887	5
1953	Bob Hardy	24-47-3	.510	418	5
1952	Dick Shatto	19-54-3	.354	221	2
1951	Babe Parilli	136-239-12	.569	1643	19
1950	Babe Parilli	114-203-12	.561	1627	23
1949	Babe Parilli	81-150-13	.540	1081	8
1948	George Blanda	67-128-6	.523	967	7
1947	George Blanda	53-114-10	.465	484	5
1946	Phil Cutchin	26-56-4	.464	399	-



Derrick Ramsey

CAREER SCORING LEADERS

No.	Player	Years	TD	FG	PAT	Pts
1.	Joey Worley	1984-87	0	57	75	246
2.	Seth Hanson	1997-98, 2000-01	0	35	127	232
3.	Taylor Begley	2002-05	0	36	118	226
4.	Craig Yeast	1995-98	32	0	0	192
5.	Doug Pelfrey	1990-92	0	34	65	167
6.	George Adams	1981-84	27	0	2	166
7.	Lones Seiber	2006-present	0	27	84	165
8.	Moe Williams	1993-95	27	0	1	164
9.	Dicky Lyons, Sr.	1966-68	26	1	4	163
10.	Rodger Bird	1963-65	27	0	0	162

CAREER PUNTING LEADERS (MIN. 75)

No.	Player	Years	Punts	Yards	Avg	Long
1.	Glenn Pakulak	2000-02	134	5954	44.43	71
2.	Paul Calhoun	1981-84	198	8432	42.58	80
3.	Anthony Thornton	2002-04	95	3815	40.16	58
4.	George Blanda	1946-48	149	5926	39.771	62
5.	Lou Michaels	1955-57	122	4852	39.770	71
6.	Bill Hawk	1989-91	185	7348	39.71	75
7.	Jay Tesar	1985-88	157	6229	39.67	67
8.	Larry Seiple	1964-66	154	6106	39.64	66
9.	Nicky Nickels	1993-94	92	3627	39.42	68
10.	Dave Hardt	1968-70	248	9737	39.26	71

CAREER PUNT RETURN LEADERS (MIN. 40)

No.	Player	Years	Ret.	Yards	Avg	TD	LP
1.	Dicky Lyons, Sr.	1966-68	69	1065	15.43	3	97
2.	Rafael Little	2004-07	60	854	14.23	1	84
3.	Don Phelps	1946-49	64	780	12.187	1	88
4.	Andy Molls	1979-82	43	524	12.186	1	87
5.	Derek Abney	2000-03	88	1042	11.84	6	86

CAREER KICKOFF RETURN LEADERS (MIN. 30)

No.	Player	Years	Ret.	Yards	Avg	TD	LP
1.	Calvin Bird	1958-60	37	1001	27.05	1	89
2.	Keenan Burton	2003-07	67	1715	25.60	1	100
3.	Craig Yeast	1995-98	42	1045	24.88	3	100
4.	Derek Abney	2000-03	95	2315	24.37	2	100
5.	Rodger Bird	1963-65	38	909	23.92	1	92

CAREER INTERCEPTION LEADERS

No.	Player	Years	Int	Yards	Avg	TD
1.	Darryl Bishop	1971-73	14	376	26.85	3
2.	Wilbur Jamerson	1947-50	11	310	28.18	1
	Tony Mayes	1983-86	11	74	6.72	0
4.	Larry Carter	1977-79	10	176	17.60	0
	Buzz Burnam	1970-72	10	57	5.70	0

SEASON TOTAL OFFENSE LEADERS

No.	Player	Year	Rush	Pass	Plays	Yards
1.	Tim Couch	1998	-124	4275	617	4151
2.	Jared Lorenzen	2000	140	3687	635	3827
3.	Tim Couch	1997	-125	3884	613	3759
4.	Andre' Woodson	2007	-193	3709	587	3516
5.	Andre' Woodson	2006	-137	3515	489	3378
6.	Dusty Bonner	1999	-141	3266	576	3125
7.	Jared Lorenzen	2001	119	2179	346	2298
8.	Jared Lorenzen	2003	75	2221	425	2296
9.	Jared Lorenzen	2002	-51	2267	387	2216
10.	Pookie Jones	1992	295	1434	343	1729

SEASON RUSHING LEADERS

No.	Player	Year	Rec	Yards	Avg	TD
1.	Moe Williams	1995	294	1600	5.4	17
2.	Artose Pinner	2002	283	1414	5.0	13
3.	Mark Higgs	1987	193	1278	6.6	10
4.	Sonny Collins	1973	224	1213	5.4	13
5.	Sonny Collins	1975	248	1150	4.6	5
6.	George Adams	1984	253	1085	4.2	13
7.	Rafael Little	2005	197	1045	5.3	9
8.	Rafael Little	2007	190	1013	5.3	3
9.	Sonny Collins	1974	177	970	5.5	5
10.	Moe Williams	1993	164	928	5.7	5

SEASON PASSING LEADERS

No.	Player	Year	Com	Att	Int	Pct	Yards	TD
1.	Tim Couch	1998	400	553	15	.723	4151	36
2.	Tim Couch	1997	363	547	19	.664	3884	37
3.	Andre' Woodson	2007	327	518	11	.631	3709	40
4.	Jared Lorenzen	2000	321	559	21	.573	3687	19
5.	Andre' Woodson	2006	264	419	7	.630	3515	31
6.	Dusty Bonner	1999	303	465	13	.652	3266	26
7.	Jared Lorenzen	2002	183	327	5	.560	2267	24
8.	Jared Lorenzen	2003	191	336	8	.568	2221	16
9.	Jared Lorenzen	2001	167	292	7	.572	2179	19
10.	Rick Norton	1965	113	214	16	.528	1823	11

SEASON RECEIVING LEADERS

No.	Player	Year	Rec	Yards	Avg	TD
1.	James Whalen	1999	90	1019	11.3	10
2.	Craig Yeast	1998	85	1311	15.4	14
3.	Anthony White	1998	78	582	7.5	1
4.	Keenan Burton	2006	77	1036	13.5	12
5.	Craig Yeast	1997	73	873	12.0	10
6.	Derek Abney	2001	66	741	11.2	6
	Keenan Burton	2007	66	741	11.2	9
8.	Steve Johnson	2007	60	1041	17.4	13
9.	Anthony White	1997	59	453	7.7	4
10.	Anthony White	1999	56	469	8.4	3
	Jacob Tamme	2007	56	619	11.1	6
	Dicky Lyons, Jr.	2007	56	655	11.7	7

ANNUAL RECEIVING LEADERS

Yr	Player	Rec	Yards	Avg	TD
2007	Keenan Burton	66	741	11.2	9
2006	Keenan Burton	77	1036	13.5	12
2005	Rafael Little	46	449	9.8	0
2004	Glenn Holt	49	415	8.5	3
2003	Derek Abney	51	616	12.1	5
2002	Aaron Boone	41	706	17.2	10
2001	Derek Abney	66	741	11.2	6
2000	Derek Smith	50	716	14.3	5
1999	James Whalen	90	1019	11.3	10
1998	Craig Yeast	85	1311	15.4	14
1997	Craig Yeast	73	873	12.0	10
1996	Craig Yeast	26	378	14.5	2
1995	Craig Yeast	24	337	14.0	2
1994	Leon Smith	27	375	13.9	2
1993	Alfonzo Browning	20	335	16.8	4
	Mark Chatmon	20	294	14.7	1
1992	Kurt Johnson	20	318	15.9	1
1991	Neal Clark	47	647	13.8	3
1990	Phil Logan	37	565	15.3	4
1989	Phil Logan	28	337	12.0	1
1988	Ivy Joe Hunter	17	160	9.4	0
1987	Charlie Darrington	26	365	14.0	2
1986	Cornell Burbage	24	331	13.8	0
1985	Marc Logan	32	314	9.8	2
1984	George Adams	33	330	10.0	1
1983	Oliver White	26	252	9.7	0
1982	Robert Mangas	22	293	13.2	2
1981	Rick Massie	29	448	15.4	1
1980	Jim Campbell	33	394	11.9	4
1979	Felix Wilson	33	534	16.2	3
1978	Felix Wilson	43	727	16.9	4
1977	Dave Trosper	25	340	13.6	2
1976	Randy Burke	15	152	10.1	0
1975	Vin Hoover	18	198	11.0	1
1974	Randy Burke	12	127	10.6	1
1973	Elmore Stephens	16	282	17.6	4
1972	Jack Alvarez	41	487	11.9	0
1971	Jim Grant	10	205	20.5	1
	Lee Clymer	10	155	15.5	1
1970	Jim Grant	24	251	10.4	0
	David Hunter	24	224	9.3	2
1969	Jim Grant	33	344	10.4	1
1968	Phil Thompson	29	397	13.7	0
	Vic King	29	375	12.9	1
1967	Phil Thompson	36	377	10.5	2
1966	Larry Seiple	28	499	17.8	4
1965	Bob Windsor	30	426	14.2	2
1964	Rick Kestner	42	639	15.2	6
1963	Darrell Cox	20	333	16.7	2
1962	Tom Hutchinson	32	485	15.1	1
1961	Tom Hutchinson	32	543	16.9	4
1960	Tom Hutchinson	30	455	15.2	4
1959	Calvin Bird	16	151	9.4	0
1958	Calvin Bird	21	373	17.8	4
1957	Jim Urbaniak	13	194	14.9	3
	Bobby Cravens	13	143	11.0	0
1956	Doug Shively	7	107	15.3	1
1955	H. Schnellenberger	20	287	14.3	6
1954	H. Schnellenberger	19	254	13.4	3
1953	Steve Meilinger	18	308	17.1	3
1952	Steve Meilinger	16	326	20.4	6
1951	Steve Meilinger	41	576	14.0	8
1950	Al Bruno	38	589	15.5	10
1949	Al Bruno	12	224	18.7	0
	Nick Odlivak	12	108	9.0	1
1948	Wallace Jones	19	243	12.8	5
1947	Wallace Jones	9	93	10.3	2
1946	Not available	-	-	-	-



Bob Windsor

LONGEST PLAYS

ANNUAL ALL-PURPOSE LEADERS

Yr	Player	Rush	Rec	PRet	KOR	Total
2007	Rafael Little	1013	347	127	0	1,487
2006	Keenan Burton	-7	1036	51	765	1,845
2005	Rafael Little	1045	449	355	133	1,982
2004	Glenn Holt	117	415	0	0	532
2003	Derek Abney	148	616	285	772	1,821
2002	Derek Abney	5	569	544	804	1,922
2001	Derek Abney	0	741	212	739	1,692
2000	Chad Scott	611	263	0	23	895
1999	Anthony White	562	469	0	134	1,165
1998	Craig Yeast	87	1311	33	410	1,841
1997	Craig Yeast	14	873	109	345	1,341
1996	Derick Logan	700	63	0	0	763
1995	Moe Williams	1,600	153	0	73	1,826
1994	Kio Sanford	-5	145	202	820	1,162
1993	Moe Williams	928	41	0	0	969
1992	Kurt Johnson	-3	318	187	330	832
1991	Kurt Johnson	52	385	129	406	972
1990	Al Baker	780	317	0	0	1,097
1989	Alfred Rawls	893	182	0	0	1,075
1988	Ivy Joe Hunter	451	160	0	272	883
1987	Mark Higgs	1,278	123	0	0	1,401
1986	Marc Logan	546	155	0	158	859
1985	Marc Logan	715	314	0	285	1,314
1984	George Adams	1,085	330	0	274	1,689
1983	George Adams	763	154	0	151	1,068
1982	George Adams	720	43	0	345	1,108
1981	Rick Massie	0	448	0	0	448
1980	Randy Brooks	578	180	0	42	800
1979	Chris Jones	770	85	0	17	872
1978	Felix Wilson	0	727	0	0	727
1977	Derrick Ramsey	618	0	0	0	618
1976	Chris Hill	606	93	-7	270	962
1975	Sonny Collins	1,150	-1	0	40	1,189
1974	Sonny Collins	970	23	0	73	1,066
1973	Sonny Collins	1,213	64	0	70	1,347
1972	Doug Kotar	361	-1	0	244	604
1971	Doug Kotar	375	40	0	589	1,004
1970	David Hunter	49	224	0	489	762
1969	Roger Gann	646	329	0	391	1,366
1968	Dicky Lyons	392	201	256	447	1,396
1967	Dicky Lyons	473	76	390	474	1,413
1966	Larry Seiple	256	499	0	120	875
1965	Larry Seiple	446	635	0	159	1,240
1964	Rodger Bird	671	191	147	195	1,204
1963	Rodger Bird	382	208	45	332	967
1962	Darrell Cox	363	310	131	296	1,100
1961	Tom Hutchinson	0	543	0	0	543
1960	Calvin Bird	129	222	119	344	814
1959	Calvin Bird	336	151	169	426	1,082
1958	Calvin Bird	168	373	18	231	790
1957	Bobby Cravens	669	143	78	239	1,129
1956	Bobby Cravens	338	0	90	180	608
1955	Don Netoskie	276	112	119	175	682
1954	Dick Mitchell	361	27	109	158	655
1953	Steve Meilinger	336	308	67	127	838
1952	Steve Meilinger	382	326	0	41	749
1951	Harry Jones	361	104	64	435	964



Kio Sanford

RUSHING

t91	Harry Jones vs. George Washington, 1951
88	Bernie Scruggs vs. Georgia, 1970
t88	Bill Ransdell vs. Xavier, 1960
t85	Mark Higgs vs. Utah State, 1987
t85	Don Phelps vs. Michigan State, 1946
t84	Mark Higgs vs. Vanderbilt, 1984
t83	Ralph Genito vs. Miami (Fla.), 1948
t82	Pete Venable vs. Bowling Green, 1979
t82	Bob Kosid vs. Detroit, 1963
t80	Quentin McCord vs. South Carolina, 1998
t80	Ken Northington vs. Vanderbilt, 1974
76	Moe Williams vs. South Carolina, 1995
t76	Mark Higgs vs. Rutgers, 1984
t76	Rodger Bird vs. LSU, 1964
t73	Alfred Rawls vs. LSU, 1989
73	Rod Stewart vs. Georgia, 1978
70	Derick Logan vs. Vanderbilt, 1996
t70	Moe Williams vs. Florida, 1993
t70	Larry Seiple vs. Ole Miss, 1965
t70	Norman Klein vs. Xavier, 1948
t69	Alfred Rawls vs. Rutgers, 1989
68	Dicky Lyons Sr. vs. Tennessee, 1967
68	Moe Williams vs. South Carolina, 1994
t67	Derrick Locke vs. Kent State, 2007
t67	Tony Dixon vs. Indiana, 2004
t67	Chad Scott vs. Ball State, 2001

PASSING

t97	Tim Couch/Craig Yeast vs. Florida, 1998
t92	Dave Bair/Dicky Lyons Sr. vs. Georgia, 1968
89	Jared Lorenzen/Derek Smith vs. Georgia, 2000
t87	Tim Couch/Kio Sanford vs. Tennessee, 1997
t86	Jared Lorenzen/Ernest Simms vs. Georgia, 2000
t83	Randy Jenkins/Allan Watson vs. Indiana, 1980
82	Bill Ransdell/Cisco Bryant vs. BGSU, 1985
t80	Andre' Woodson/Dicky Lyons Jr. vs. Louisville, 2006
t80	Dusty Bonner/Quentin McCord vs. Vanderbilt, 1999
t80	Tim Couch/Kio Sanford vs. Louisville, 1997
t80	Larry McCrimmon/Felix Wilson vs. Florida, 1978
t79	Andre' Woodson/Scott Mitchell vs. Indiana, 2005
t79	Matt Mumme/Garry Davis vs. Indiana, 1998
t78	Matt Mumme/Vincent Harrison vs. Vanderbilt, 1998
78	Terry Beadles/Larry Seiple vs. Tennessee, 1966
t77	Pookie Jones/Tim Calvert vs. Cincinnati, 1992
t77	Derrick Ramsey/Dave Trospen vs. Tennessee, 1975
t77	Jerry Woolum/Tom Hutchinson vs. LSU, 1961
t76	Rick Norton/Bob Windsor vs. Auburn, 1965
t75	Jared Lorenzen/Quentin McCord vs. Georgia, 2000
75	Dicky Lyons Sr./Dan Spanish vs. Vanderbilt, 1966
t75	Rick Norton/Larry Seiple vs. Houston, 1965
t74	Tim Couch/Craig Yeast vs. Vanderbilt, 1998
t74	Tim Couch/Craig Yeast vs. Florida, 1998
t74	Rick Norton/Larry Seiple vs. Auburn, 1965
t74	Herb Hunt/Steve Meilinger vs. Cincinnati, 1952

PUNTS

80	Paul Calhoun vs. Indiana, 1983
78	Randy Jenkins vs. Tennessee, 1983
75	Bill Hawk vs. Tennessee, 1991
71	Glenn Pakulak vs. Tennessee, 2002
71	Kevin Kelly vs. Miss. State, 1977
71	John Tatterson vs. LSU, 1972
71	Dave Hardt vs. Virginia Tech, 1969
71	Lou Michaels vs. Florida, 1957
68	Jimmy Carter vs. Georgia, 1996
68	Nicky Nickels vs. Indiana, 1993
68	Bill Hawk vs. Central Michigan, 1990

FIELD GOALS

53	Doug Pelfrey vs. Indiana, 1991
53	Doug Pelfrey vs. Cincinnati, 1991
52	Taylor Begley vs. Alabama, 2004
52	Doug Pelfrey vs. LSU, 1992
52	Doug Pelfrey vs. Mississippi State, 1992
52	Doug Pelfrey vs. Florida, 1991
52	Joey Worley vs. Wisconsin, 1984

52	Rick Strein vs. Kansas, 1981
52	Joe Bryant vs. Virginia Tech, 1977
52	John Pierce vs. Florida, 1974
51	Taylor Begley vs. Florida, 2004
51	Joe Bryant vs. Georgia, 1977
51	Joe Bryant vs. Georgia, 1977
50	Doug Pelfrey vs. Florida, 1992
50	Doug Pelfrey vs. LSU, 1991
50	Doug Pelfrey vs. Central Michigan, 1990
50	Ken Willis vs. North Carolina, 1989
50	Joey Worley vs. Vanderbilt, 1984
50	Chris Caudell vs. Kansas State, 1983

Punt Returns

t97	Dicky Lyons Sr. vs. Houston, 1966
t88	Larry Carter vs. Virginia Tech, 1978
t88	Don Phelps vs. Marquette, 1946
t87	Andy Molls vs. Vanderbilt, 1981
t86	Derek Abney vs. Arkansas, 2002
t85	Craig Yeast vs. South Carolina, 1997
t84	Rafael Little vs. Louisiana-Monroe, 2006
t84	Darrell Cox vs. Florida State, 1961
t80	Derek Abney vs. Mississippi State, 2003
t78	Bill Mitchell vs. Maryland, 1956
t73	Larry Carter vs. Ole Miss, 1978
t72	Dicky Lyons Sr. vs. Tennessee, 1966
t72	Harry Jones vs. Villanova, 1952
t71	Dicky Lyons Sr. vs. Auburn, 1967
t69	Derek Abney vs. Mississippi State, 2002
67	Andy Molls vs. Vanderbilt, 1981
t64	Dee Smith vs. Utah State, 1987
64	Andy Molls vs. Virginia Tech, 1982
62	Kio Sanford vs. Louisville, 1996
62	Dicky Lyons Sr. vs. West Virginia, 1966
t62	Calvin Bird vs. Tennessee, 1959
61	Mike Siganos vs. Georgia, 1975
t61	Emery Clark vs. Georgia, 1949
t60	Larry Carter vs. Bowling Green, 1979

KICKOFF RETURNS

t100	Keenan Burton vs. Louisville, 2006
t100	Derek Abney vs. Florida, 2002
t100	Craig Yeast vs. Florida, 1998
t100	Kurt Johnson vs. Georgia, 1989
t99	Rafael Little vs. Idaho State, 2005
t98	Doug Kotar vs. Clemson, 1971
t97	Craig Yeast vs. Vanderbilt, 1997
t96	Kio Sanford vs. Northeast Louisiana, 1994
t95	Derek Abney vs. Vanderbilt, 2002
t95	Craig Yeast vs. South Carolina, 1996
t95	Roger Gann vs. Indiana, 1969
t95	Dicky Lyons Sr. vs. LSU, 1967
93	Keenan Burton vs. Idaho State, 2005
t92	Rodger Bird vs. Virginia Tech, 1963
91	Don Phelps vs. Georgia, 1949
91	Don Phelps vs. Ole Miss, 1946
t89	Calvin Bird vs. Xavier, 1959
89	Craig Yeast vs. Indiana, 1998
t85	Don Phelps vs. Michigan State, 1946

INTERCEPTION RETURNS

100	David Hunter vs. West Virginia, 1968
t97	Darryl Bishop vs. Miss. State, 1972
t95	David Johnson vs. Cincinnati, 1986
t95	Rodger Bird vs. Auburn, 1964
t93	Don Frampton vs. Ole Miss, 1949
t91	Greg Long vs. North Texas State, 1981
t89	Joe Stephan vs. Florida, 1969
83	Darryl Bishop vs. Miss. State, 1973
t82	Quentus Cumby vs. Indiana, 2002
t81	Dallas Owens vs. LSU, 1977
t80	John Netoskie vs. Miami (Fla.), 1949

t-touchdown

300-YARD PASSERS / 100-YARD RECEIVERS

300-YARD PASSERS

Yards	Player/Game
528	Jared Lorenzen vs. Georgia, 2000 (39-58-2, 2 TD)
499	Tim Couch vs. Arkansas, 1998 (47-67-1, 3 TD)
498	Tim Couch vs. Louisville, 1998 (29-39-0, 7 TD)
492	Tim Couch vs. Vanderbilt, 1998 (44-53-3, 5 TD)
476	Tim Couch vs. Tennessee, 1997 (35-50-3, 2 TD)
453	Jared Lorenzen vs. Vanderbilt, 2001 (26-37-0, 6 TD)
450	Andre' Woodson vs. Vanderbilt, 2006 (29-42-0, 4 TD)
446	Dusty Bonner vs. Louisville, 1999 (34-62-2, 3 TD)
430	Andre' Woodson vs. Tennessee, 2007 (39-62-2, 6 TD)
428	Tim Couch vs. Northeast Louisiana, 1997 (34-43-1, 6 TD)
421	Dusty Bonner vs. Georgia, 1999 (33-52-1, 4 TD)
415	Andre' Woodson vs. Florida, 2007 (35-50-0, 5 TD)
410	Tim Couch vs. Louisiana State, 1997 (41-66-3, 4 TD)
406	Jared Lorenzen vs. Tennessee, 2001 (34-53-1, 4 TD)
406	Tim Couch vs. Florida, 1998 (40-61-2, 3 TD)
398	Tim Couch vs. Louisville, 1997 (36-50-1, 4 TD)
391	Tim Couch vs. Louisiana State, 1998 (37-50-1, 3 TD)
385	Jared Lorenzen vs. Vanderbilt, 2000 (33-55-1, 2 TD)
382	Jared Lorenzen vs. South Florida, 2000 (30-57-1, 3 TD)
377	Jared Lorenzen vs. Georgia, 2001 (32-54-2, 3 TD)
373	Rick Norton vs. Houston, 1965 (19-35-4, 2 TD)
372	Tim Couch vs. Eastern Kentucky, 1998 (32-41-0, 5 TD)
363	Jared Lorenzen vs. Florida, 2000 (35-59-2, 2 TD)
361	Dusty Bonner vs. Tennessee, 1999 (32-50-5, 3 TD)
359	Andre' Woodson vs. Louisiana-Monroe, 2006 (25-35-0, 3 TD)
358	Andre' Woodson vs. Florida State, 2007 (32-50-1, 4 TD)
357	Pookie Jones vs. Mississippi State, 1992 (19-32-0, 1 TD)
355	Tim Couch vs. Alabama, 1997 (32-49-3, 4 TD)
349	Tim Couch vs. Mississippi State, 1997 (39-61-1, 4 TD)
348	Tim Couch vs. Florida, 1997 (33-59-3, 2 TD)
339	Jared Lorenzen vs. Indiana, 2000 (33-48-0, 2 TD)
339	Dusty Bonner vs. Connecticut, 1999 (34-40-0, 4 TD)
338	Tim Couch vs. Mississippi State, 1998 (35-45-1, 2TD)
338	Babe Parilli vs. Cincinnati, 1950 (18-29-0, 5 TD)
337	Tim Couch vs. Tennessee, 1998 (35-56-1, 2 TD)
336	Tim Couch vs. Penn State, 1998 (30-48-2, 2 TD)
335	Andre' Woodson vs. Auburn, 2005 (26-43-1, 1 TD)
334	Tim Couch vs. Indiana, 1997 (24-34-0, 7 TD)
328	Jared Lorenzen vs. Tennessee, 2000 (24-46-2, 2 TD)
326	Jared Lorenzen vs. Arkansas, 2003 (28-49-1, 2 TD)
326	Tim Couch vs. Georgia, 1998 (34-46-2, 2 TD)
324	Jared Lorenzen vs. Indiana, 2001 (26-47-1, 2 TD)
324	Tim Couch vs. Georgia, 1997 (41-55-3, 1TD)
322	Jared Lorenzen vs. Louisville, 2000 (22-34-3, 3 TD)
322	Bill Ransdell vs. Vanderbilt, 1985 (30-56-0, 1 TD)
320	Jared Lorenzen vs. Mississippi State, 2001 (26-46-2, 2 TD)
315	Tim Couch vs. South Carolina, 1998 (29-42-0, 3 TD)
313	Bill Ransdell vs. Bowling Green, 1985 (15-34-1, 1TD)
305	Jared Lorenzen vs. Middle Tennessee, 2002 (22-31-1, 3 TD)
304	Jared Lorenzen vs. South Carolina, 2000 (34-52-2, 1 TD)
304	Dusty Bonner vs. Indiana, 1999 (24-31-1, 5 TD)
302	Bill Ransdell vs. Tulane, 1985 (22-34-2, 0 TD)
301	Andre' Woodson vs. Florida Atlantic, 2007 (26-33-1, 5 TD)
301	Tim Couch vs. Indiana, 1998 (38-53-4, 1 TD)
300	Bill Ransdell vs. Cincinnati, 1985 (16-26-2, 2TD)

100-YARD RECEIVERS

Yds.	Player/Game
269	Craig Yeast vs. Vanderbilt, 1998 (16)
206	Craig Yeast vs. Florida, 1998 (6)
185	Rick Kestner vs. Ole Miss, 1964 (9)
171	Keenan Burton vs. Vanderbilt, 2006 (11)
170	Dee Smith vs. Tennessee, 1987 (7)
167	Larry Seiple vs. Houston, 1965 (5)
157	Quentin McCord vs. Tennessee 2000 (6)
157	Felix Wilson vs. Florida, 1979 (6)
155	Al Bruno vs. Cincinnati, 1950 (6)
151	James Whalen vs. Georgia, 1999 (10)
151	Larry Seiple vs. Tennessee, 1966 (7)
150	Craig Yeast vs. Louisville, 1998 (9)
147	Kio Sanford vs. Tennessee, 1997 (9)
144	Greg Wimberly vs. Florida, 1980 (6)



Dusty Bonner had five 300-yard passing games during the 1999 season, leading the Wildcats to the Music City Bowl.

140	Jim Campbell vs. Bowling Green, 1980 (11)
136	Larry Seiple vs. West Virginia, 1966 (6)
135	Steve Parrish vs. Tennessee, 1969 (9)
135	Larry Seiple vs. Auburn, 1965 (3)
134	Steve Johnson vs. LSU, 2007 (7)
131	Lance Mickelsen vs. Northeast Louisiana, 1997 (6)
131	Cornell Burbage vs. Miss. State, 1985 (7)
130	Derek Smith vs. Vanderbilt, 2001 (4)
130	Craig Yeast vs. Northeast Louisiana, 1997 (7)
130	Tim Calvert vs. Cincinnati, 1992 (3)
130	Dicky Lyons vs. Georgia, 1968 (3)
130	Calvin Bird vs. Ole Miss, 1958 (10)
129	Felix Wilson vs. Florida, 1978 (5)
128	Steve Johnson vs. Florida, 2007 (8)
128	Phil Logan vs. Florida, 1990 (8)
127	Keenan Burton vs. Louisville, 2006 (4)
126	Quentin McCord vs. Georgia, 2000 (7)
125	Craig Yeast vs. Florida, 1997 (10)
124	Steve Johnson vs. Florida State, 2007 (7)
124	Dicky Lyons Jr. vs. Florida, 2007 (8)
124	Keenan Burton vs. Central Michigan, 2006 (9)
124	Kendrick Shanklin vs. Georgia, 1999 (8)
123	Derek Abney vs. Mississippi State, 2001 (12)
123	Darrell Cox vs. Detroit, 1963 (6)
122	Rafael Little vs. Auburn, 2005 (6)
122	Craig Yeast vs. Louisiana State, 1998 (7)
121	James Whalen vs. Indiana, 1999 (10)
120	Jacob Tamme vs. Tennessee, 2006 (7)
120	Quentin McCord vs. South Florida, 2000 (6)
120	Kio Sanford vs. Louisville, 1997 (6)
119	James Whalen vs. South Carolina, 1999 (9)
118	Derek Abney vs. Tennessee, 2001 (10)
118	Eric Pitts vs. Cincinnati, 1985 (6)
118	Bob Windsor vs. Auburn, 1965 (5)
117	Dicky Lyons Jr. vs. Mississippi State, 2006 (8)
117	Anthony White vs. South Carolina, 1998 (8)
117	Ray Barga vs. Indiana, 1972 (7)
116	Steve Parrish vs. Vanderbilt, 1969 (10)
115	Keenan Burton vs. Louisiana-Monroe, 2006 (9)
115	Tommy Cook vs. Indiana, 2001 (7)
115	Quentin McCord vs. Florida, 2000 (5)
115	James Whalen vs. Louisville, 1999 (8)
115	Allan Watson vs. Tulane, 1980 (5)
114	Rafael Little vs. Vanderbilt, 2006 (8)
114	James Whalen vs. Tennessee, 1999 (8)

ANNUAL PUNTING LEADERS

Yr	Player	No	Yards	Avg	Long
2007	Tim Masthay	50	1,992	39.8	63
2006	Tim Masthay	50	1,959	39.2	60
2005	Tim Masthay	54	1,965	36.4	59
2004	Sevin Sucurovic	34	1,493	43.9	61
2003	Anthony Thornton	65	2,715	41.5	58
2002	Glenn Pakulak	66	3,008	45.6	71
2001	Glenn Pakulak	56	2,492	44.5	69
2000	Seth Hanson	33	1,223	37.1	55
1999	Andy Smith	47	2,009	42.7	59
1998	Jimmy Carter	38	1,491	39.2	58
1997	Jimmy Carter	39	1,569	40.2	64
1996	Jimmy Carter	91	3,597	39.5	68
1995	Jimmy Carter	61	2,171	35.6	65
1994	Nicky Nickels	64	2,554	39.9	58
1993	Nicky Nickels	28	1,073	38.3	68
1992	Jason Todd	57	2,198	38.6	55
1991	Bill Hawk	54	2,255	41.8	75
1990	Bill Hawk	67	2,701	40.3	68
1989	Bill Hawk	64	2,392	37.4	59
1988	Jeff Nelson	33	1,355	41.1	58
1987	Jay Tesar	54	2,152	39.9	60
1986	Jeff Nelson	41	1,648	40.2	67
1985	Jay Tesar	68	2,758	40.6	67
1984	Paul Calhoun	60	2,677	44.6	62
1983	Paul Calhoun	69	2,981	43.2	80
1982	Paul Calhoun	59	2,446	41.5	60
1981	Randy Jenkins	66	2,542	37.7	60
1980	Randy Jenkins	45	1,783	39.6	67
1979	Chris Poulton	51	1,884	36.9	55
1978	Kevin Kelly	58	2,007	34.6	52
1977	Kevin Kelly	58	2,305	39.7	71
1976	Pete Gemmill	48	1,847	38.5	64
1975	Pete Gemmill	61	2,276	37.3	66
1974	John Tatterson	52	2,164	41.6	56
1973	John Tatterson	64	2,337	36.5	55
1972	John Tatterson	75	2,992	39.9	71
1971	Gary Knutson	65	2,345	36.1	48
1970	Dave Hardt	90	3,471	38.6	65
1969	Dave Hardt	80	3,257	40.7	71
1968	Dave Hardt	78	3,009	38.4	56
1967	Dicky Lyons	46	1,733	38.5	67
1966	Larry Seiple	64	2,443	38.2	64
1965	Larry Seiple	55	2,188	39.8	66
1964	Larry Seiple	35	1,475	42.1	63
1963	Rodger Bird	42	1,469	34.9	63
1962	Darrell Cox	58	2,142	36.9	65
1961	Darrell Cox	50	1,746	34.9	53
1960	Charles Sturgeon	33	1,192	36.1	51
1959	Charles Sturgeon	43	1,442	33.5	52
1958	Doug Shively	40	1,420	35.5	54
1957	Lou Michaels	47	1,910	40.6	71
1956	Lou Michaels	57	2,185	38.3	61
1955	Lou Michaels	18	757	42.1	67
1954	Bradley Mills	29	1,000	34.5	-
1953	Steve Meilinger	35	1,288	36.8	-
1952	Jim Mayo	34	1,091	32.1	-
1951	Babe Parilli	63	2,284	34.7	-
1950	Dom Fucci	50	2,047	40.9	-
1949	Dom Fucci	36	1,282	35.6	-
1948	George Blanda	58	2,346	40.4	-
1947	George Blanda	-	-	39.4	-
1946	George Blanda	28	1,106	39.5	-

114	Howard Schnellenberger vs. Vanderbilt, 1954 (8)
113	Dicky Lyons Jr. vs. Eastern Kentucky (6)
113	Derek Abney vs. Vanderbilt, 2001 (7)
113	Craig Yeast vs. Eastern Kentucky, 1998 (7)
113	Tom Hutchinson vs. Georgia, 1961 (5)
112	Aaron Boone vs. Louisiana State, 2002 (3)
112	Allan Watson vs. Georgia, 1980 (7)
112	Rick Kestner vs. Tennessee, 1964 (7)
111	Steve Johnson vs. Arkansas, 2007 (7)

100-Yard Receivers continued on page 168

100-YARD RECEIVERS (CONT.) / 100-YARD RUSHERS

ANNUAL SCORING LEADERS

Yr	Player	TD	PAT	FG	Pts
2007	Lones Seiber	0	51	16	99
2006	Keenan Burton	13	0	0	78
2005	Taylor Begley	0	27	12	63
2004	Taylor Begley	0	20	9	47
2003	Taylor Begley	0	40	6	58
2002	Artose Pinner	15	0	0	90
2001	Derek Abney	7	0	0	42
2000	Seth Hanson	0	23	15	68
1999	Marc Samuel	0	35	14	77
1998	Craig Yeast	15	0	0	90
1997	Craig Yeast	12	0	0	72
1996	Brian Johnson	0	16	5	31
1995	Moe Williams	17	0	0	102
1994	Moe Williams	5	0	0	30
1993	Pookie Jones	6	0	0	36
1992	Doug Pelfrey	0	21	14	63
1991	Doug Pelfrey	0	20	10	50
1990	Al Baker	12	0	0	72
1989	Ken Willis	0	13	17	64
1988	Ken Willis	0	21	12	57
1987	Joey Worley	0	26	14	68
1986	Joey Worley	0	19	17	70
1985	Joey Worley	0	15	19	72
1984	George Adams	14	0	0	84
1983	George Adams	8	1	0	50
1982	George Adams	5	1	0	32
1981	Tom Griggs	0	14	6	32
1980	Tom Griggs	0	16	9	43
1979	Chris Jones	7	2	0	46
1978	Tom Griggs	0	15	6	33
1977	Derrick Ramsey	13	1	0	80
1976	Derrick Ramsey	10	0	0	60
1975	John Pierce	0	12	10	42
1974	Mike Fanuzzi	11	0	0	66
1973	Sonny Collins	13	1	0	80
1972	Gary Knutson	6	0	0	36
1971	Lee Clymer	4	0	0	24
1970	Bob Jones	0	9	10	39
1969	Bob Jones	0	8	4	20
1968	Dicky Lyons	11	0	0	66
1967	Dicky Lyons	11	4	1	73
1966	Larry Seiple	5	2	0	34
1965	Rodger Bird	13	0	0	78
1964	Rodger Bird	10	0	0	60
1963	Rodger Bird	4	0	0	24
	Darrell Cox	4	0	0	24
	Ken Bocard	4	0	0	24
1962	Perky Bryant	4	0	0	24
1961	Tom Hutchinson	4	3	0	30
1960	Tom Hutchinson	5	0	0	30
	Calvin Bird	5	0	0	30
	Bill Ransdell	5	0	0	30
1959	Calvin Bird	8	7	0	55
1958	Calvin Bird	10	5	0	65
1957	Bobby Cravens	4	0	0	24
1956	Delmar Hughes	2	14	0	26
1955	Bob Hardy	9	8	0	62
1954	Bob Hardy	4	5	0	29
1953	Bob Hardy	5	7	0	37
1952	Steve Meilinger	8	0	0	48
1951	Harry Jones	5	29	1	62
1950	Wilbur Jamerson	12	0	0	72
1949	Don Phelps	7	1	0	43
1948	Wallace Jones	5	0	0	30
	Clayton Webb	5	0	0	30
1947	Don Phelps	5	0	0	30
1946	Don Phelps	7	0	0	42

100-YARD RECEIVERS, CONT.

111	Scott Mitchell vs. Tennessee, 2004 (9)
111	Aaron Boone vs. Middle Tennessee, 2002 (6)
110	Joe Jacobs vs. Virginia Tech, 1967 (7)
110	Dave Chapman vs. Xavier, 1960 (4)
110	Howard Schnellenberger vs. Villanova, 1955 (7)
109	Keenan Burton vs. Kent State, 2007 (7)
109	Dave Gash vs. Georgia, 1960 (4)
108	Rafael Little vs. Tennessee, 2007 (11)
108	Derek Smith vs. Georgia, 2000 (5)
108	Chris Derry vs. Tulane, 1985 (7)
108	Dan Spanish vs. Vanderbilt, 1966 (4)
108	Steve Meilinger vs. Ole Miss, 1952 (4)
108	Steve Meilinger vs. Villanova, 1951 (4)
107	Rick Massie vs. Clemson, 1981 (7)
106	Rafael Little vs. Georgia, 2004 (6)
106	Rick Massie vs. Tennessee, 1981 (4)
106	Dan Spanish vs. Ole Miss, 1965 (7)
106	Steve Meilinger vs. Florida, 1953 (5)
105	Kevin Coleman vs. Arkansas, 1998 (6)
104	Jacob Tamme vs. Tennessee, 2007 (9)
104	Allan Watson vs. Indiana, 1980 (2)
103	Kevin Coleman vs. Mississippi State, 1998 (8)
103	Derek Homer vs. Alabama, 1997 (3)
103	Andy Murray vs. LSU, 1986 (6)
103	Greg Wimberly vs. Vanderbilt, 1980 (4)
102	Aaron Boone vs. Arkansas, 2002 (7)
102	Derek Smith vs. Mississippi State, 2000 (6)
102	Craig Yeast vs. Tennessee, 1998 (7)
101	Neal Clark vs. Florida, 1991 (8)
100	Keenan Burton vs. Florida Atlantic, 2007 (6)
100	Keenan Burton vs. Auburn, 2005 (7)
100	Chris Bernard vs. Indiana, 2003 (3)
100	Kevin Coleman vs. Georgia, 1998 (6)
100	Craig Yeast vs. Georgia, 1998 (8)
100	Jimmy Robinson vs. LSU, 1997 (8)
100	John Bolden vs. LSU, 1988 (3)



Moe Williams has the top three single-game rushing performances in school history, all coming during the 1995 season.

100-YARD RUSHERS

Yards	Player/Game
299	Moe Williams vs. South Carolina, 1995
272	Moe Williams vs. Cincinnati, 1995
238	Moe Williams vs. Mississippi State, 1995
238	Ivy Joe Hunter vs. Vanderbilt, 1986
229	Sonny Collins vs. Mississippi State, 1973

224	Artose Pinner vs. Vanderbilt, 2002
208	Mike Fanuzzi vs. Miami (Ohio), 1974
198	Rafael Little vs. Vanderbilt, 2005
192	Alfred Rawls vs. LSU, 1989
192	Mark Higgs vs. Ole Miss, 1987
192	Sonny Collins vs. LSU, 1975
186	Derick Logan vs. Mississippi State, 1996
176	Sonny Collins vs. Tulane, 1973
171	Bill Leskovar vs. LSU, 1950
169	Mark Higgs vs. Ohio, 1987
168	Mark Higgs vs. Virginia Tech, 1987
167	Sonny Collins vs. Tulane, 1974
165	Dicky Lyons Sr. vs. Tennessee, 1967
164	Moe Williams vs. Auburn, 1995
163	Artose Pinner vs. Middle Tennessee, 2002
161	Sonny Collins vs. Maryland, 1975
160	Sonny Collins vs. Indiana, 1974
160	Mike Fanuzzi vs. Tennessee, 1973
159	Moe Williams vs. Georgia, 1993
159	Al Baker vs. LSU, 1990
159	Larry Seiple vs. Ole Miss, 1965
158	Mark Higgs vs. Utah State, 1987
157	Rodger Bird vs. Virginia Tech, 1963
156	Sonny Collins vs. Georgia, 1973
153	Bobby Cravens vs. Georgia Tech, 1958
152	Rafael Little vs. Florida State, 2007
151	Rafael Little vs. Louisville, 2007
151	Moe Williams vs. Tennessee, 1995
151	Al Baker vs. Vanderbilt, 1990
147	Moe Williams vs. Georgia, 1994
147	Sonny Collins vs. Georgia, 1974
145	George Adams vs. Indiana, 1984
144	George Adams vs. North Texas State, 1984
144	Charles Sturgeon vs. Georgia, 1959
143	Artose Pinner vs. Louisiana State, 2002
143	George Adams vs. Tulane, 1984
141	Artose Pinner vs. Indiana, 2002
140	Derick Logan vs. Georgia, 1996
140	Sonny Collins vs. Penn State, 1975
139	Ralph Genito vs. Miami (Fla.), 1948
138	Shawn Donigan vs. LSU, 1979
137	Derek Homer vs. Tennessee, 1997
137	Mark Higgs vs. Tennessee, 1987
136	Gary Knutson vs. Mississippi State, 1972
135	Rafael Little vs. South Carolina, 2007
135	Rafael Little vs. Eastern Kentucky, 2007
135	George Adams vs. Vanderbilt, 1983
135	George Adams vs. Vanderbilt, 1982
134	Chris Jones vs. Bowling Green, 1979
133	Al Baker vs. Georgia, 1990
133	Mark Higgs vs. Vanderbilt, 1987
133	Sonny Collins vs. Kansas, 1975
133	Rodger Bird vs. Vanderbilt, 1965
132	Rafael Little vs. Vanderbilt, 2006
132	Derick Logan vs. Vanderbilt, 1996
132	Alfred Rawls vs. Alabama, 1988
131	Anthony White vs. Indiana, 1997
130	Shane Boyd vs. Indiana, 2004
130	Artose Pinner vs. Ole Miss, 2001
130	Anthony White vs. Indiana, 1999
130	Derek Homer vs. Mississippi State, 1998
130	Pookie Jones vs. Kent, 1993
130	Alfred Rawls vs. North Carolina, 1989
130	Darrell Cox vs. Miami (Fla.), 1963
129	Moe Williams vs. East Carolina, 1993
129	Bob Windsor vs. West Virginia, 1966
128	Alfred Rawls vs. Georgia, 1988
128	Mark Higgs vs. Vanderbilt, 1984
128	Ivy Joe Hunter vs. Southern Mississippi, 1986
128	Sonny Collins vs. North Carolina, 1973
127	Sonny Collins vs. Auburn, 1974
125	Artose Pinner vs. Florida, 2000
125	Mark Higgs vs. Mississippi State, 1985
125	Chris Jones vs. Vanderbilt, 1979
125	Bill Ransdell vs. Xavier, 1960
124	Rafael Little vs. Auburn, 2005




Anthony White (left) and Rafael Little (right) are the only Wildcats who have 100 rushing and 100 receiving yards in the same game. Little accomplished the feat twice.

- 124 Alfred Rawls vs. Rutgers, 1989
- 123 Derek Homer vs. Louisville, 1998
- 122 Chris Jones vs. Ole Miss, 1979
- 122 Terry Henry vs. LSU, 1979
- 121 Randy Brooks vs. LSU, 1977
- 121 Derrick Ramsey vs. Tennessee, 1975
- 120 Rafael Little vs. South Carolina, 2005
- 120 Moe Williams vs. Indiana, 1995
- 120 Shawn Donigan vs. Ole Miss, 1979
- 120 Sonny Collins vs. Virginia Tech, 1975
- 119 Rafael Little vs. Tennessee, 2006
- 119 Chad Scott vs. Ball State, 2001
- 119 Chad Scott vs. Mississippi State, 2000
- 119 Anthony White vs. Connecticut, 1999
- 119 Bill Leskovar vs. North Texas State, 1950
- 118 Derrick Ramsey vs. Vanderbilt, 1976
- 118 Sonny Collins vs. Indiana, 1972
- 118 Rodger Bird vs. West Virginia, 1965
- 117 Artose Pinner vs. South Carolina, 2002
- 117 Anthony White vs. Alabama, 1997
- 117 Moe Williams vs. Georgia, 1995
- 117 Moe Williams vs. South Carolina, 1994
- 117 Allen Felch vs. Cincinnati, 1952
- 116 Artose Pinner vs. Texas-El Paso, 2002
- 116 Mark Higgs vs. Rutgers, 1984
- 116 Larry Seiple vs. Auburn, 1966
- 115 Marc Logan vs. Mississippi State, 1985
- 114 Rafael Little vs. Mississippi State, 2005
- 114 George Adams vs. Rutgers, 1984
- 114 George Adams vs. Kansas, 1982
- 114 Mike Fanuzzi vs. Indiana, 1974
- 113 Sonny Collins vs. Vanderbilt, 1972
- 112 Rafael Little vs. Florida Atlantic, 2007
- 112 Marc Logan vs. Cincinnati, 1985
- 112 Terry Henry vs. Utah State, 1980
- 112 Chris Jones vs. Tennessee, 1979
- 112 Sonny Collins vs. Indiana, 1973
- 112 Bob Kosid vs. Detroit, 1963
- 112 Sonny Collins vs. Virginia Tech, 1974
- 112 Rodger Bird vs. Auburn, 1964
- 111 Artose Pinner vs. Georgia, 2002
- 111 Derrick Ramsey vs. Vanderbilt, 1977
- 111 Mike Fanuzzi vs. Virginia Tech, 1974
- 111 Larry Seiple vs. West Virginia, 1965
- 111 Darrell Cox vs. Tennessee, 1962

- 110 George Adams vs. Tennessee, 1984
- 110 Steve Meilinger vs. Florida, 1952
- 109 Arliss Beach vs. Vanderbilt, 2003
- 109 Moe Williams vs. Florida, 1993
- 109 Matt Riazzi vs. Tennessee, 1992
- 109 Randy Brooks vs. Utah State, 1980
- 109 Sonny Collins vs. Auburn, 1975
- 109 Roger Gann vs. West Virginia, 1969
- 108 Arliss Beach vs. Texas-El Paso, 2002
- 108 Anthony White vs. South Carolina, 1998
- 108 Damon Hood vs. Louisville, 1994
- 108 Tom Fillion vs. Ole Miss, 1951
- 107 Derek Homer vs. South Carolina, 1997
- 107 Raymond McLaurin vs. LSU, 1995
- 107 Alfred Rawls vs. Indiana, 1989
- 106 Chad Scott vs. South Florida, 2000
- 106 Moe Williams vs. LSU, 1993
- 106 George Adams vs. Kent State, 1984
- 106 Chris Hill vs. Penn State, 1976
- 106 Terry Beadles vs. North Carolina, 1966
- 106 Norman Klein vs. Xavier, 1948
- 105 Tony Dixon vs. Indiana, 2004
- 105 Artose Pinner vs. South Carolina, 2001
- 105 Lawrence Lee vs. Vanderbilt, 1981
- 105 Lawrence Lee vs. Tennessee, 1981
- 105 Rod Stewart vs. Georgia, 1978
- 105 Larry Jones vs. Clemson, 1952
- 105 Steve Meilinger vs. Tulane, 1952
- 104 Rafael Little vs. Idaho State, 2005
- 104 Artose Pinner vs. Mississippi State, 2002
- 104 Donnie Redd vs. Indiana, 1992
- 104 Marc Logan vs. Indiana, 1984
- 104 Pete Venable vs. Bowling Green, 1979
- 104 Rod Stewart vs. North Carolina, 1976
- 104 Steve Campassi vs. Maryland, 1975
- 104 Bernie Scruggs vs. Georgia, 1970
- 104 Rodger Bird vs. LSU, 1964
- 103 Rod Stewart vs. Penn State, 1976
- 103 Roger Gann vs. Vanderbilt, 1969
- 103 Bob Dougherty vs. Tennessee, 1955
- 102 Rafael Little vs. Kent State, 2007
- 102 Glenn Shaw vs. Mississippi State, 1958
- 101 Rodger Bird vs. Detroit, 1964
- 100 Ivy Joe Hunter vs. Indiana, 1987
- 100 George Adams vs. LSU, 1983

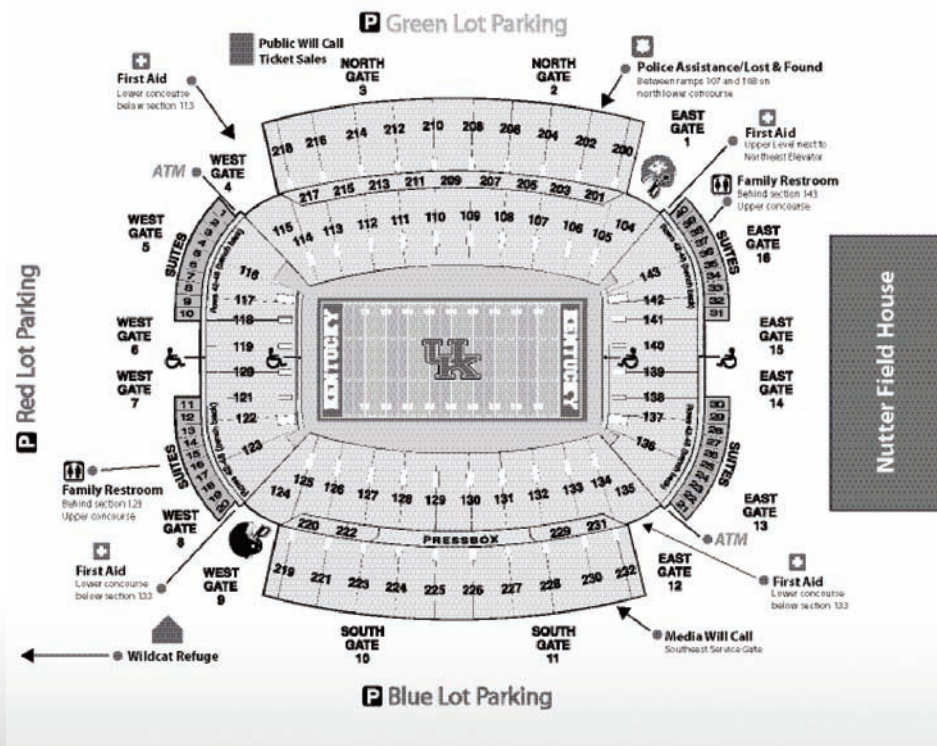
ANNUAL KICKOFF RETURN LEADERS

Yr	Player	No	Yds	Avg	TD	Long
2007	Keenan Burton	28	679	24.2	0	42
2006	Keenan Burton	31	765	24.7	1	100
2005	Draak Davis	18	461	25.6	0	39
2004	Draak Davis	23	438	19.0	0	29
2003	Derek Abney	32	772	24.1	0	48
2002	Derek Abney	30	804	26.8	2	100
2001	Derek Abney	33	739	22.4	0	38
2000	Kendrick Shanklin	34	730	21.5	0	45
1999	Dougie Allen	8	246	30.8	0	53
1998	Craig Yeast	14	410	29.3	1	100
1997	Craig Yeast	15	345	23.0	1	97
1996	Kio Sanford	15	240	16.0	0	33
1995	Kio Sanford	23	554	24.1	0	57
1994	Kio Sanford	33	820	24.9	1	96
1993	Clyde Rudolph	10	209	20.9	0	44
1992	Kurt Johnson	19	330	17.4	0	29
1991	Kurt Johnson	21	406	19.3	0	52
1990	John Bolden	21	407	19.4	0	43
1989	Kurt Johnson	21	537	25.6	1	100
1988	Ivy Joe Hunter	12	272	22.7	0	37
1987	Dee Smith	12	291	24.3	0	75
1986	Cornell Burbage	15	347	23.1	0	57
1985	Marc Logan	17	285	16.8	0	36
1984	Marc Logan	11	289	26.2	0	44
1983	Tony Mayes	14	375	26.7	0	48
1982	George Adams	16	345	21.6	0	55
1981	Tom Petty	6	144	24.0	0	33
1980	Tom Petty	12	219	18.3	0	41
1979	Tom Petty	19	382	20.1	0	49
1978	Henry Parks	14	334	23.9	0	57
1977	Dallas Owens	8	120	15.0	0	24
1976	Chris Hill	13	270	20.5	0	31
1975	Steve Campassi	10	195	19.5	0	28
1974	Dallas Owens	15	301	20.1	0	37
1973	Greg Woods	11	158	14.4	0	33
1972	Steve Campassi	15	277	18.5	0	43
1971	Doug Kotar	24	589	24.5	1	98
1970	David Hunter	25	489	19.2	0	-
1969	Roger Gann	18	391	21.7	1	95
1968	Dicky Lyons	22	447	20.3	0	34
1967	Dicky Lyons	18	474	26.3	1	95
1966	Dicky Lyons	16	267	16.8	0	31
1965	Rodger Bird	18	382	21.2	0	36
1964	Frank Antonini	11	222	20.1	0	39
1963	Rodger Bird	11	332	30.1	1	92
1962	Darrell Cox	14	296	21.1	0	37
1961	Bill Ransdell	7	161	23.0	0	31
	Billy Bird	7	149	21.2	0	28
1960	Calvin Bird	14	344	24.5	0	66
1959	Calvin Bird	14	426	30.4	1	89
1958	Calvin Bird	9	231	23.6	0	40
1957	Bobby Cravens	12	239	20.0	0	32
1956	Bobby Cravens	9	180	20.0	0	35
1955	Don Netoskie	9	175	19.5	0	26
1954	Dick Mitchell	9	158	17.7	0	-
1953	Steve Meilinger	7	127	18.1	0	-
1952	Larry Jones	11	232	21.1	0	-
1951	Harry Jones	17	435	25.6	0	-
1950	Not reported					
1949	Don Phelps	7	231	33.0	0	-
1948	Ralph Genito	6	124	20.6	0	-
1947	Don Phelps	9	163	18.8	0	-
1946	Bill Chambers	8	242	30.2	-	-



Dick Mitchell

COMMONWEALTH STADIUM



KENTUCKY FOOTBALL ATTENDANCE IN COMMONWEALTH STADIUM

Year	G	Total	Avg./Game
1973	5	250,055	50,011
1974	6	328,785	54,797
1975	6	341,204	56,867
1976	7	393,483	56,211
1977	5	288,990	57,798
1978	6	346,341	57,723
1979	5	289,042	57,808
1980	7	392,898	56,128
1981	6	334,837	55,809
1982	6	329,207	54,867
1983	7	395,365	56,480
1984	7	387,959	55,422
1985	7	398,788	56,969
1986	7	384,802	54,971
1987	6	331,923	55,321
1988	7	337,972	48,292
1989	7	374,248	53,464
1990	6	332,840	55,473
1991	6	327,250	54,542
1992	6	324,875	54,146
1993	6	318,178	53,030
1994	7	352,012	50,287
1995	6	299,772	49,446
1996	6	243,884	40,647
1997	6	354,662	59,110
1998	6	346,422	57,737
1999	6	406,536	67,756
2000	6	392,772	65,462
2001	6	380,881	63,480
2002	7	449,084	64,155
2003	7	454,457	64,922
2004	6	374,002	62,334
2005	6	374,697	62,450
2006	7	401,307	57,330
2007	8	550,588	68,824
Total	221	12,621,401	57,110



RECAP OF GAMES PLAYED AT THE HOME OF THE WILDCATS

1973	Opponent	UK-Op	Attend
Sept. 15	Va. Tech	W 31-26	44,865
Sept. 22	Alabama	L 14-28	53,209
Oct. 13	No. Carolina	L 10-16	51,655
Nov. 3	Tulane	W 34-7	47,105
Nov. 24	Tennessee	L 14-16	53,221
		103-93	

1974	Opponent	UK-Op	Attend
Sept. 28	Indiana	W 28-22	56,191
Oct. 5	Miami (Ohio)	L 10-14	53,859
Oct. 19	LSU	W 20-13	56,535
Oct. 26	Georgia	L 20-24	54,362
Nov. 9	Vanderbilt	W 38-12	56,449
Nov. 16	Florida	W 42-24	51,389
		158-109	

1975	Opponent	UK-Op	Attend
Sept. 13	Va. Tech	W 27-8	57,149
Sept. 20	Kansas	L 10-14	57,504
Sept. 27	Maryland	T 10-10	55,292
Oct. 11	Auburn	L 9-15	57,722
Nov. 1	Tulane	W 23-10	57,050
Nov. 22	Tennessee	L 13-17	56,487
		92-74	

1976	Opponent	UK-Op	Attend
Sept. 11	Oregon State	W 38-13	54,367
Sept. 25	W. Virginia	W 14-10	57,672
Oct. 2	Penn State	W 22-6	57,730
Oct. 16	LSU	W 21-7	57,732
Oct. 23	Georgia	L 7-31	57,733
Nov. 6	Vanderbilt	W 14-0	56,042
Nov. 13	Florida	W 28-9	52,207
		144-76	

1977	Opponent	UK-Op	Attend
Sept. 10	No. Carolina	W 10-7	57,720
Sept. 24	W. Virginia	W 28-13	57,791
Oct. 8	Miss. State	W 23-7	57,793
Oct. 29	Va. Tech	W 32-0	57,793
Nov. 19	Tennessee	W 21-17	57,893
		114-44	

1978	Opponent	UK-Op	Attend
Sept. 23	Baylor	W 25-21	57,849
Oct. 7	Penn State	L 0-30	57,968
Oct. 21	LSU	L 0-21	57,849
Oct. 28	Georgia	L 16-17	57,022
Nov. 11	Vanderbilt	W 53-2	57,800
Nov. 18	Florida	L 16-18	57,853
		110-109	

1979	Opponent	UK-Op	Attend
Sept. 15	Miami (Ohio)	L 14-15	57,849
Sept. 29	Maryland	W 14-7	57,847
Oct. 13	Ole Miss	W 14-3	57,847
Nov. 3	BGSU	W 20-14	57,500
Nov. 24	Tennessee	L 17-20	57,999
		79-59	

1980	Opponent	UK-Op	Attend
Sept. 6	Utah State	W 17-10	57,900
Sept. 20	Indiana	L 30-36	57,808
Sept. 27	BGSU	W 21-20	56,627
Oct. 18	LSU	L 10-17	57,853
Oct. 25	Georgia	L 0-27	57,239
Nov. 8	Vanderbilt	W 31-10	54,705
Nov. 15	Florida	L 15-17	51,766
		124-137	

1981	Opponent	UK-Op	Attend
Sept. 5	N. Texas St.	W 28-6	53,276
Sept. 19	Alabama	L 10-19	57,853
Oct. 3	Clemson	L 3-21	57,071
Oct. 10	So. Carolina	L 14-28	57,553
Oct. 31	Va. Tech	L 3-29	54,500
Nov. 21	Tennessee	W 21-10	54,604
		79-113	

1982	Opponent	UK-Op	Attend
Sept. 18	Oklahoma	L 8-29	57,850
Sept. 25	Kansas	T 13-13	54,942
Oct. 16	LSU	L 10-34	55,557
Oct. 23	Georgia	L 14-27	56,697
Nov. 6	Vanderbilt	L 10-23	55,102
Nov. 13	Florida	L 13-39	49,059
		68-165	

1983	Opponent	UK-Op	Attend
Sept. 3	C. Michigan	W 31-14	51,232
Sept. 10	Kansas State	W 31-12	56,123
Sept. 17	Indiana	W 24-13	56,825
Sept. 24	Tulane	W 26-14	57,424
Oct. 8	Auburn	L 21-49	57,987
Oct. 29	Cincinnati	T 13-13	57,789
Nov. 19	Tennessee	L 0-10	57,985
		146-125	



Fans tore down the Commonwealth Stadium goalposts twice, following the 1997 win over Alabama and the 2006 victory (shown here) vs. Georgia. In the interest of fan safety, collapsible goalposts have been installed.

1984	Opponent	UK-Op	Attend
Sept. 8	Kent State	W 42-0	56,402
Oct. 6	Rutgers	W 27-14	58,010
Oct. 20	LSU	L 10-36	57,252
Oct. 27	Georgia	L 7-37	56,032
Nov. 3	N. Texas St.	W 31-7	54,328
Nov. 10	Vanderbilt	W 27-18	53,112
Nov. 17	Florida	L 17-25	52,823
		161-137	

1985	Opponent	UK-Op	Attend
Sept. 14	BGSU	L 26-30	57,620
Sept. 21	Tulane	W 16-11	56,812
Sept. 28	Cincinnati	W 27-7	57,192
Oct. 5	Clemson	W 26-7	58,230
Oct. 12	Miss. State	W 33-19	58,345
Nov. 2	E. Tennessee	W 23-13	53,429
Nov. 23	Tennessee	L 0-42	57,160
		151-129	

1986	Opponent	UK-Op	Attend
Sept. 13	Rutgers	T 16-16	57,424
Sept. 20	Kent State	W 37-12	54,865
Oct. 4	So. Miss.	W 32-0	58,102
Oct. 18	LSU	L 16-25	57,201
Oct. 25	Georgia	L 9-31	56,820
Nov. 8	Vanderbilt	W 34-22	48,230
Nov. 15	Florida	W 10-3	52,160
		154-109	

1987	Opponent	UK-Op	Attend
Sept. 12	Utah State	W 41-0	55,279
Sept. 19	Indiana	W 34-15	57,924
Oct. 3	Ohio	W 28-0	53,329
Oct. 10	Ole Miss	W 35-6	57,832
Oct. 31	Va. Tech	W 14-7	50,432
Nov. 21	Tennessee	L 22-24	57,127
		174-52	

1988	Opponent	UK-Op	Attend
Sept. 3	C. Michigan	W 18-7	41,736
Sept. 24	Kent State	W 38-14	47,989
Oct. 1	Alabama	L 27-31	53,442
Oct. 22	Georgia	W 16-10	50,416
Oct. 29	So. Illinois	W 24-10	50,093
Nov. 5	Vanderbilt	W 14-13	44,105
Nov. 12	Florida	L 19-24	50,191
		156-109	

1989	Opponent	UK-Op	Attend
Sept. 9	Indiana	W 17-14	58,216
Sept. 16	N. Carolina	W 13-6	50,174
Oct. 7	Auburn	L 12-24	55,688
Oct. 14	Rutgers	W 33-26	54,771
Oct. 21	LSU	W 27-21	53,967
Nov. 4	Cincinnati	W 31-0	46,195
Nov. 25	Tennessee	L 10-31	55,237
		143-122	

1990	Opponent	UK-Op	Attend
Sept. 1	C. Michigan	W 20-17	57,550
Sept. 15	Indiana	L 24-45	58,150
Oct. 13	Miss. State	W 17-15	56,375
Oct. 27	Georgia	W 26-24	55,225
Nov. 10	Vanderbilt	W 28-21	50,400
Nov. 17	Florida	L 15-47	55,140
		130-169	

1991	Opponent	UK-Op	Attend
Sept. 7	Miami (Ohio)	W 23-20	58,100
Sept. 28	Kent State	W 24-6	56,150
Oct. 5	Ole Miss	L 14-35	56,375
Oct. 19	LSU	L 26-29	53,650
Nov. 2	Cincinnati	W 20-17	45,850
Nov. 23	Tennessee	L 7-16	57,125
		114-123	

1992	Opponent	UK-Op	Attend
Sept. 5	Central Michigan	W 21-14	56,800
Sept. 19	Indiana	W 37-25	58,450
Sept. 26	South Carolina	W 13-9	55,700
Oct. 24	Georgia	L 7-40	58,200
Oct. 31	Mississippi State	L 36-37	50,375
Nov. 7	Vanderbilt	L 7-20	45,350
		121-145	

1993	Opponent	UK-Op	Attend
Sept. 4	Kent	W 35-0	55,800
Sept. 11	Florida	L 20-24	58,175
Oct. 2	Ole Miss	W 21-0	57,075
Oct. 16	LSU	W 35-17	54,750
Nov. 13	East Carolina	W 6-3	34,500
Nov. 20	Tennessee	L 0-48	57,878
		117-92	

1994	Opponent	UK-Op	Attend
Sept. 3	Louisville	W 20-14	59,162
Sept. 17	Indiana	L 29-59	57,825
Sept. 24	South Carolina	L 9-23	56,900
Oct. 22	Georgia	L 30-34	56,125
Oct. 29	Mississippi State	L 7-47	49,500
Nov. 5	Vanderbilt	L 6-24	40,500
Nov. 12	NE Louisiana	L 14-21	32,000
		115-222	

1995	Opponent	UK-Op	Attend
Sept. 2	Louisville	L 10-13	58,967
Sept. 9	Florida	L 7-42	53,524
Sept. 30	Auburn	L 21-42	58,250
Oct. 14	LSU	W 24-16	51,500
Nov. 11	Cincinnati	W 33-14	25,231
Nov. 18	Tennessee	L 31-34	52,300
		126-161	

1996	Opponent	UK-Op	Attend
Aug. 31	Louisville	L 14-38	59,384
Sept. 21	Indiana	W 3-0	40,500
Oct. 12	South Carolina	L 14-25	50,500
Oct. 26	Georgia	W 24-17	34,000
Nov. 9	Mississippi State	W 24-21	26,500
Nov. 16	Vanderbilt	W 25-0	33,000
		104-101	

1997	Opponent	UK-Op	Attend
Aug. 30	Louisville	W 38-24	59,186
Sept. 27	Florida	L 28-55	59,224
Oct. 4	Alabama (1 OT)	W 40-34	59,226
Oct. 18	NE Louisiana	W 49-14	57,500
Nov. 1	LSU	L 28-63	58,450
Nov. 22	Tennessee	L 31-59	61,076
		214-249	

1998	Opponent	UK-Op	Attend
Sept. 12	Eastern Kentucky	W 52-7	57,776
Sept. 19	Indiana	W 31-27	57,788
Oct. 10	South Carolina	W 33-28	57,739

Oct. 24	Georgia	L 26-28	57,838
Nov. 7	Mississippi State	W 37-35	57,760
Nov. 14	Vanderbilt	W 55-17	57,521
		234-142	

1999	Opponent	UK-Op	Attend
Sept. 4	Louisville	L 28-56	70,692
Sept. 11	Connecticut	W 45-14	63,879
Sept. 25	Florida	L 10-38	70,971
Oct. 2	Arkansas	W 31-20	62,602
Oct. 16	Louisiana State	W 31-5	67,370
Nov. 20	Tennessee	L 21-56	71,022
		166-189	

2000	Opponent	UK-Op	Attend
Sept. 9	South Florida	W 27-9	63,821
Sept. 16	Indiana	W 41-34	70,776
Oct. 7	South Carolina		

COMMONWEALTH STADIUM RECORDS

KENTUCKY VS. ALL OPPONENTS IN COMMONWEALTH STADIUM

Team	G	W	L	T	Pct.	Streak
Alabama	.5	1	4	0	.200	Lost 1
Arkansas	.2	1	1	0	.500	Lost 1
Auburn	.5	0	5	0	.000	Lost 5
Ball State	.1	1	0	0	1.000	Won 1
Baylor	.1	1	0	0	1.000	Won 1
Bowling Green	.3	2	1	0	.667	Lost 1
Central Michigan	.5	5	0	0	1.000	Won 5
Cincinnati	.5	4	0	1	.900	Won 4
Clemson	.2	1	1	0	.500	Won 1
Connecticut	.1	1	0	0	1.00	Won 1
East Carolina	.1	1	0	0	1.000	Won 1
Eastern Kentucky	.2	2	0	0	1.000	Won 2
East Tennessee State	.1	1	0	0	1.000	Won 1
Florida	.17	3	14	0	.176	Lost 10
Florida Atlantic	.1	1	0	0	1.000	Won 1
Georgia	.17	4	13	0	.235	Won 1
Idaho State	.1	1	0	0	1.000	Won 1
Indiana	.13	10	3	0	.769	Won 5
Kansas	.2	0	1	1	.250	Tied 1
Kansas State	.1	1	0	0	1.000	Won 1
Kent State	.6	6	0	0	1.000	Won 6
Louisiana-Monroe	.3	2	1	0	.667	Won 2
Louisiana State	.16	7	9	0	.438	Won 1
Louisville	.9	3	6	0	.333	Won 1
Maryland	.2	1	0	1	.750	Won 1
Miami (Ohio)	.3	1	2	0	.333	Won 1
Middle Tennessee	.1	1	0	0	1.000	Won 1
Mississippi	.6	4	2	0	.667	Won 1
Mississippi State	.11	7	4	0	.636	Lost 1
Murray State	.1	1	0	0	1.000	Won 1
North Carolina	.3	2	1	0	.667	Won 2
North Texas State	.2	2	0	0	1.000	Won 2
Ohio	.3	2	1	0	.667	Lost 1
Oklahoma	.1	0	1	0	.000	Lost 1
Oregon State	.1	1	0	0	1.000	Won 1
Penn State	.2	1	1	0	.500	Lost 1
Rutgers	.3	2	0	1	.833	Won 1
South Carolina	.9	2	7	0	.222	Lost 4
South Florida	.1	1	0	0	1.000	Won 1
Southern Illinois	.1	1	0	0	1.000	Won 1
Southern Mississippi	.1	1	0	0	1.000	Won 1
Tennessee	.18	2	16	0	.111	Lost 13
Texas-El Paso	.1	1	0	0	1.000	Won 1
Texas State	.1	1	0	0	1.000	Won 1
Tulane	.4	4	0	0	1.000	Won 4
Utah State	.2	2	0	0	1.000	Won 2
Vanderbilt	.17	13	4	0	.765	Won 3
Virginia Tech	.5	4	1	0	.800	Won 1
West Virginia	.2	2	0	0	1.000	Won 2
Totals	.221	118	99	4	.543	Lost 3

COACHES' RECORDS IN COMMONWEALTH STADIUM

Coach	G	W	L	T	Pct.
Fran Curci (1973-81)	.53	29	23	1	.557
Jerry Claiborne (1982-89)	.54	32	19	3	.620
Bill Curry (1990-96)	.43	21	22	0	.488
Hal Mumme (1997-2000)	.24	13	11	0	.542
Guy Morriss (2001-2002)	.13	5	8	0	.385
Rich Brooks (2003-present)	.34	18	16	0	.529

COMMONWEALTH STADIUM RECORDS

TEAM RECORDS

Miscellaneous, Single Game

Most UK Points — 77 vs. Texas-El Paso (2002)
 Most Opponent Points — 63 by LSU (1997)
 Most Opponent Points (overtime) — 71 by Arkansas (2003)
 Most Combined Points — 94 vs. Texas-El Paso (2002, UK 77, UTEP 17)
 Most Combined Points (overtime) — 134 vs. Arkansas (2003, UA 71, UK 63)
 Widest UK Margin of Victory — 60 vs. Texas-El Paso (2002, UK 77, UTEP 17)
 Widest UK Margin of Defeat — 48 by Tennessee (1993, UT 48, UK 0)

Miscellaneous, Season

Most UK Wins — 6 in 1976 and 2006 (7 games)
 Most UK Losses — 6 in 1994 (7 games)
 Most UK Consecutive Wins — 8 (from Nov. 6, 1976 vs. Vanderbilt through Sept. 23, 1978 vs. Baylor; also from Nov. 4, 2006 vs. Georgia through Oct. 13, 2007 vs. LSU)
 Most UK Consecutive Losses — 9 (from Sept. 17, 1994 vs. Indiana through Sept. 30, 1995 vs. Auburn)

INDIVIDUAL RECORDS

Kentucky, Single Game

Most Rushing Yards — 272, Moe Williams vs. Cincinnati, 1995
 Most Passing Yards — 528, Jared Lorenzen vs. Georgia, 2000
 Most Receptions — 16, Craig Yeast vs. Vanderbilt, 1998
 Most Receiving Yards — 269, Craig Yeast vs. Vanderbilt, 1998

Opponent, Single Game

Most Rushing Yards — 221, Alex Smith (Indiana), 1994; Kevin Faulk (LSU), 1997
 Most Passing Yards — 523, Peyton Manning (Tennessee), 1997
 Most Receptions — 15, Keith Edwards (Vanderbilt), 1984
 Most Receiving Yards — 223, Harry Douglas (Louisville), 2007

LONG PLAYS

Kentucky

Rushing — t85, Mark Higgs vs. Utah State, 1987
 Passing — 89, Jared Lorenzen/Derek Smith vs. Georgia, 2000
 Field Goal — 53, Doug Pelfrey vs. Cincinnati, 1991
 Punt — 80, Paul Calhoun vs. Indiana, 1983
 KO Return — t96, Kio Sanford vs. Northeast Louisiana, 1994
 Punt Return — t84, Rafael Little vs. Louisiana-Monroe, 2006
 Interception Return — t91, Greg Long vs. North Texas, 1981

OPPONENTS

Rushing — t80, Stanley Morgan (Tennessee), 1975
 Passing — t91, Buck Belue/Amp Arnold (Georgia), 1980
 Field Goal — 54, Hap Hines (Georgia), 1996
 KO Return — t100, Willie Shelby (Alabama), 1973; Tyrone Prothro (Alabama), 2004; Trent Guy (Louisville), 2007
 Punt Return — t74, Todd Kinchen (LSU), 1991; 74 Thomas Flowers (Georgia), 2004

COMMONWEALTH STADIUM FIRSTS

First Game — Sept. 15, 1973 (UK vs. Virginia Tech)
 First Victory — UK 31, Virginia Tech 26 (Sept. 15, 1973)
 First UK TD Run — Sonny Collins, 7 yards, vs. Virginia Tech (1973)
 First UK TD Pass — Ernie Lewis/Ray Barga, 13 yards, vs. Virginia Tech (1973)
 First Overtime Game — Oct. 4, 1997 (UK 40, Alabama 34)



300-TACKLE CLUB

JIM KOVACH, LINEBACKER

Year	Solo	Asst	Total
1974	.36	34	70
1975	.76	68	144
1976	.94	49	143
1978	.92	72	164
Totals	.298	223	521

CHRIS CHENAULT, LINEBACKER

Year	Solo	Asst	Total
1985	.56	36	92
1986	.63	33	96
1987	.77	83	160
1988	.68	66	134
Totals	.264	218	482

JEFF KREMER, LINEBACKER

Year	Solo	Asst	Total
1984	.34	50	84
1985	.91	46	137
1986	.38	36	74
1987	.90	90	180
Totals	.253	222	475

MARTY MOORE, LINEBACKER

Year	Solo	Asst	Total
1990	—	—	15
1991	—	—	183
1992	—	—	148
1993	.81	35	116
Totals	n/a	n/a	462

JOHN GRIMSLEY, LINEBACKER

Year	Solo	Asst	Total
1980	.4	3	7
1981	.89	64	153
1982	.90	66	156
1983	.77	44	121
Totals	.260	177	437

KEVIN MCCLELLAN, LINEBACKER

Year	Solo	Asst	Total
1980	.10	8	18
1981	.79	62	141
1982	.71	49	120
1983	.74	63	137
Totals	.234	182	416

WESLEY WOODYARD, LINEBACKER

Year	Solo	Asst	Total
2004	.26	8	34
2005	.75	25	100
2006	.80	42	122
2007	.78	61	139
Totals	.259	136	395

JERRY BLANTON, NOSEGUARD

Year	Solo	Asst	Total
1974	.43	38	81
1975	.53	52	105
1976	.62	38	100
1977	.54	49	103
Totals	.212	177	389

RANDY HOLLERAN, LINEBACKER

Year	Solo	Asst	Total
1987	.26	18	44
1988	.102	59	161
1989	—	—	INJURED
1990	—	—	174
Totals	—	—	379

RICHARD JAFFE, NOSEGUARD

Year	Solo	Asst	Total
1976	.44	22	66
1977	.71	32	103
1978	.60	22	82
1979	.65	34	99
Totals	.240	110	350

BRIAN WILLIAMS, DEFENSIVE END

Year	Solo	Asst	Total
1982	.30	18	48
1983	.63	42	105
1984	.71	37	108
1985	.53	36	89
Totals	.217	133	350

TOM EHLERS, LINEBACKER

Year	Solo	Asst	Total
1972	.29	29	58
1973	.76	41	117
1974	.91	83	174
Totals	.196	153	349

DARRYL BISHOP, SAFETY

Year	Solo	Asst	Total
1971	.73	73	146
1972	.79	57	136
1973	.41	25	66
Totals	.193	155	348

LARRY SMITH, LINEBACKER

Year	Solo	Asst	Total
1983	.1	0	1
1984	.33	22	55
1985	.82	70	152
1986	.64	70	134
Totals	.180	162	342

TOM RANIERI, LINEBACKER

Year	Solo	Asst	Total
1972	.65	15	80
1974	.76	61	137
1975	.72	40	112
Totals	.213	116	329

ART STILL, DEFENSIVE END

Year	Solo	Asst	Total
1974	.42	31	73
1975	.31	23	54
1976	.76	26	102
1977	.56	42	98
Totals	.205	122	327

KEITH MARTIN, DEFENSIVE TACKLE

Year	Solo	Asst	Total
1980	.1	0	1
1981	.53	37	90
1982	.37	71	108
1983	.60	60	120
Totals	.151	168	319

ANNUAL PUNT RETURN LEADERS

Yr	Player	No	Yds.	Avg	TD	LG
2007	Rafael Little	19	127	6.7	0	18
2006	Rafael Little	14	317	22.6	1	84
2005	Rafael Little	21	355	16.9	0	57
2004	Dicky Lyons	12	55	4.6	0	14
2003	Derek Abney	29	285	9.8	1	80
2002	Derek Abney	36	544	15.1	4	86
2001	Derek Abney	22	212	9.6	1	47
2000	Kendrick Shanklin	14	16	1.1	0	8
1999	Kendrick Shanklin	16	216	13.5	1	56
1998	Craig Yeast	11	33	3.0	0	12
1997	Craig Yeast	7	109	15.6	1	85
1996	Kio Sanford	16	126	7.9	0	62
1995	Antonio O'Ferral	13	67	5.2	0	13
1994	Kio Sanford	24	202	8.4	0	36
1993	Matt Riazzi	26	140	5.4	0	22
1992	Kurt Johnson	25	187	7.5	0	35
1991	Kurt Johnson	17	129	7.6	0	39
1990	Chris Tolbert	15	124	8.3	0	31
1989	Chris Tolbert	16	212	13.3	1	58
1988	Chris Tolbert	32	250	7.8	0	49
1987	Dee Smith	24	242	10.1	1	64
1986	Cornell Burbage	25	167	6.7	0	35
1985	Brian Williams	20	223	11.2	1	57
1984	Brian Williams	11	63	5.7	0	28
1983	Brian Williams	29	284	9.8	0	47
1982	Andy Molls	11	104	8.9	0	64
1981	Andy Molls	33	420	13.4	1	87
1980	Chris Jacobs	28	127	4.5	0	22
1979	Larry Carter	31	221	7.1	1	60
1978	Larry Carter	29	354	12.2	2	88
1977	Mike Siganos	43	308	7.2	0	43
1976	Mike Siganos	40	216	5.4	0	19
1975	Mike Siganos	30	261	8.7	0	66
1974	Ben Thomas	24	192	8.0	0	47
1973	Jeff Woodcock	26	41	1.6	0	15
1972	Steve Phillips	17	187	11.0	0	39
1971	Emmett Burnam	7	35	5.0	0	12
1970	Jim Lett	10	76	7.6	0	-
1969	Paul Martin	17	121	7.1	0	44
1968	Dicky Lyons	20	256	12.8	0	59
1967	Dicky Lyons	24	390	16.3	1	71
1966	Dicky Lyons	25	419	16.8	2	97
1965	Terry Beadles	16	185	11.6	0	25
1964	Rodger Bird	12	147	12.2	0	47
1963	Rodger Bird	4	45	11.2	0	15
	Darrell Cox	4	17	4.2	0	8
1962	Darrell Cox	13	131	10.1	0	26
1961	Darrell Cox	21	281	13.4	1	86
1960	Calvin Bird	11	119	10.8	0	34
	Jimmy Poynter	11	116	10.5	0	21
1959	Calvin Bird	10	169	16.9	2	62
1958	Glenn Shaw	5	46	9.2	0	15
1957	Bobby Cravens	9	78	8.2	0	23
1956	Billy Mitchell	11	175	15.9	1	78
1955	Don Netoskie	10	119	11.9	0	38
1954	Dick Mitchell	13	109	8.4	0	-
1953	Steve Meilinger	8	67	8.4	0	-
1952	Wallace Mitchell	14	156	11.1	0	-
1951	Emery Clark	17	128	6.9	0	-
1950	Dom Fucci	16	91	5.7	0	-
1949	Don Phelps	24	201	8.4	0	-
1948	Wilbur Jamerson	15	147	9.8	0	-
1947	Don Phelps	20	224	11.2	0	-
1946	Don Phelps	15	287	19.0	1	88

ANNUAL KENTUCKY STATISTICS

Year	FD	RUSHING			PASSING							TOTAL OFFENSE								
		Att	Yards	TD	Ypg	Com	Att	Int	Yards	Pct.	TD	Ypg	Plays	Yards	Ypg	Fum-L	Pen	Yds	Pts	Ppg
2007+	335	485	2021	20	155.5	331	528	12	3743	.627	40	287.9	1013	5764	443.4	30-16	83	717	475	36.5
2006+	254	411	1282	12	98.6	273	436	7	3597	.626	31	276.7	847	4879	375.3	20-10	80	687	347	26.7
2005	176	391	1415	21	128.6	178	304	9	1857	.586	6	168.8	695	3272	297.5	29-16	52	452	239	21.7
2004	176	355	1185	11	107.7	193	353	11	1845	.547	9	167.7	708	3030	275.5	28-14	80	614	173	15.7
2003	217	434	1501	24	125.1	206	381	10	2426	.541	18	202.2	815	3927	327.2	17-8	81	672	328	27.3
2002	216	430	1782	19	148.5	195	350	6	2387	.557	24	198.7	780	4169	347.4	17-9	106	836	385	32.1
2001	216	286	1180	10	107.3	252	446	13	3031	.565	23	275.5	732	4211	382.8	11-8	98	767	259	23.5
2000	257	305	1211	9	110.1	322	564	21	3689	.571	19	335.4	869	4900	445.5	23-11	89	716	254	23.1
1999	230	368	830	11	75.5	304	468	13	3289	.650	26	299.0	836	4119	374.5	26-15	101	817	315	28.6
1998	292	337	1342	11	122.0	414	574	16	4534	.721	39	412.2	911	5876	534.2	25-11	107	976	417	37.9
1997	281	314	1195	8	108.6	374	562	19	4019	.665	37	365.4	876	5214	474.0	17-6	99	788	348	31.6
1996	128	430	1098	9	99.8	126	261	7	1298	.483	7	118.0	691	2396	217.8	23-13	80	658	138	12.6
1995	187	511	2156	24	196.0	118	217	8	1390	.544	6	126.4	728	3546	322.4	18-8	64	508	223	20.3
1994	160	411	1709	10	155.4	115	255	18	1368	.451	8	124.4	666	3077	279.7	23-15	56	585	149	13.6
1993	192	545	2315	17	210.5	108	214	11	1305	.505	9	118.6	759	3620	329.1	25-12	38	320	207	18.8
1992	190	501	1894	15	172.2	118	243	14	1684	.486	6	153.1	744	3578	325.3	26-11	42	313	207	18.8
1991	210	426	1423	13	129.4	176	312	11	2017	.564	9	183.4	738	3440	312.7	25-15	38	342	190	17.3
1990	216	447	1433	14	130.3	216	390	17	2152	.554	14	195.6	837	3585	325.9	17- 8	52	416	228	20.8
1989	187	476	1519	15	138.1	145	263	17	1695	.551	6	154.1	739	3214	292.2	18- 5	80	674	212	19.3
1988	172	430	1440	19	130.9	131	288	17	1758	.455	6	159.8	718	3198	290.7	27-11	70	585	217	19.7
1987	212	481	2340	20	212.7	121	254	11	1624	.476	9	147.6	735	3964	360.4	21-10	91	752	258	23.5
1986	219	518	2036	20	185.1	160	282	10	1748	.567	3	158.9	800	3784	344.0	27-12	73	633	228	20.7
1985	194	441	1469	12	133.5	189	353	12	2318	.535	7	210.7	794	3787	344.3	22-13	63	580	194	17.6
1984	211	481	2263	22	184.7	168	304	13	1975	.552	12	179.5	785	4007	364.3	20-14	83	697	273	24.8
1983	169	437	1402	13	127.5	156	269	13	1763	.580	13	160.2	705	3165	287.7	17-12	61	436	212	19.3
1982	145	400	1054	6	95.6	139	286	28	1496	.486	6	136.0	686	2550	231.8	40-22	56	475	96	8.7
1981	154	472	1044	7	94.9	114	246	16	1502	.463	6	136.5	718	2546	231.4	34-20	43	410	134	12.2
1980	187	494	1679	10	152.6	133	284	25	1861	.468	10	169.2	778	3540	321.8	35-19	55	540	167	15.2
1979	179	608	2638	15	239.8	65	154	8	908	.422	7	82.5	762	3546	322.4	47-23	55	544	180	16.4
1978	168	502	1515	11	137.7	103	239	20	1638	.431	13	148.9	741	3153	286.7	26-11	40	444	193	17.5
1977	200	638	2486	22	228.7	83	183	7	1053	.454	8	95.7	821	3539	321.7	25-13	49	452	252	22.9
1976	192	654	2960	18	269.1	57	121	10	729	.471	7	66.3	775	3689	335.4	38-22	55	578	188	17.1
1975	190	724	2661	12	241.9	44	126	8	556	.349	3	50.5	850	3217	292.5	43-14	44	425	132	12.0
1974	180	632	3124	24	284.0	43	110	10	576	.391	4	52.4	742	3700	336.4	35-20	46	421	248	22.5
1973	172	592	2518	21	229.0	56	128	8	889	.433	8	80.8	719	3407	309.7	44-24	52	398	226	20.5
1972	156	549	1765	16	160.5	95	230	23	1050	.396	1	95.4	779	2815	255.9	32-15	37	438	131	11.9
1971	161	557	2252	13	204.7	53	154	11	837	.409	4	76.1	711	3089	280.8	28-16	44	383	144	13.1
1970	153	498	1287	7	117.0	157	303	18	1575	.518	7	143.2	801	2862	260.2	29-12	55	479	131	11.9
1969	147	459	1132	7	113.2	144	326	22	1692	.442	5	169.2	785	2514	251.4	23-16	48	504	104	10.4
1968	130	460	1249	13	124.9	93	245	23	1234	.379	6	123.4	695	2483	248.3	25-17	62	640	141	14.1
1967	138	404	1006	10	100.6	110	277	33	1142	.397	4	114.2	606	2148	214.8	15- 4	40	392	111	11.1
1966	108	447	1056	8	105.6	72	161	15	1075	.447	5	107.5	608	2141	214.1	25-12	38	393	107	10.7
1965	166	426	1140	17	114.0	123	235	19	1902	.523	11	190.2	671	3042	304.2	10- 8	51	478	199	19.9
1964	159	394	1012	11	101.2	116	230	12	1609	.504	10	160.9	624	2621	262.1	26-11	54	479	150	15.0
1963	134	385	1193	12	119.3	88	198	20	1266	.444	6	126.6	583	2459	245.9	24-13	40	517	142	14.2
1962	130	407	1054	7	105.4	89	167	9	1220	.533	4	122.0	574	2274	227.4	26-11	41	440	85	8.5
1961	135	429	1327	12	132.7	95	187	12	1265	.508	5	126.5	616	2592	259.2	20-13	57	623	138	13.8
1960	147	383	1391	15	139.1	114	220	14	1633	.518	13	163.3	603	3024	302.4	18-13	62	581	206	20.6
1959	114	441	1554	12	155.4	67	167	14	752	.404	5	75.2	608	2306	230.6	23-11	56	683	140	14.0
1958	129	426	1652	14	165.2	79	151	9	1019	.523	6	101.9	577	2671	267.1	27-15	45	491	136	13.6
1957	126	428	1813	12	181.3	57	121	12	715	.470	5	71.5	605	2528	252.8	26-18	50	540	128	12.8
1956	113	515	1724	11	172.4	24	71	5	360	.338	5	36.0	586	2084	208.4	28-14	53	555	119	11.9
1955	138	468	1674	16	167.4	69	129	7	928	.535	9	92.8	597	2602	260.2	24-16	46	460	178	17.8
1954	153	447	1755	16	175.5	83	158	17	1148	.525	6	114.8	605	2903	290.3	28-19	68	668	151	15.1
1953	160	506	2147	19	214.7	55	118	8	867	.466	11	86.7	624	3014	301.4	43-24	62	500	201	20.1
1952	174	586	2437	15	221.5	41	122	11	712	.336	8	64.7	708	3149	286.3	56-29	53	573	161	14.6
1951**	206	610	2424	25	202.0	151	279	13	1802	.541	21	150.2	889	4226	352.2	33-22	80	629	314	26.2
1950**	209	545	2452	28	204.3	134	242	14	1819	.554	28	151.5	787	4271	355.9	39-27	67	631	393	32.8
1949**	163	616	2333	30	194.4	100	188	16	1351	.531	10	112.5	804	3684	307.0	39-20	83	711	317	26.4
1948	110	409	1666	—	166.6	84	169	11	1185	.497	13	118.5	578	2851	285.1	38-20	42	352	199	19.9
1947*	127	422	1928	—	175.2	69	152	15	728	.454	—	66.2	574	2656	241.4	36-20	48	500	175	15.9
1946	93	338	1351	—	135.1	64	145	10	1100	.441	—	110.0	483	2451	245.1	32-17	67	631	233	23.3

* 11-game totals including bowl statistics • ** 12-game totals including bowl statistics • + 13-game totals including bowl statistics

ANNUAL OPPONENT STATISTICS

Year	FD	RUSHING				PASSING							TOTAL OFFENSE							
		Att	Yards	TD	Ypg	Com	Att	Int	Yards	Pct.	TD	Ypg	Plays	Yards	Ypg	Fum-L	Pen	Yds	Pts	Ppg
2007+	288	543	2484	20	191.1	236	431	17	2679	.548	24	206.1	974	5163	397.2	24-10	84	737	385	29.6
2006+	292	476	2398	24	184.5	235	406	14	3496	.579	24	268.9	882	5894	453.4	35-18	83	658	369	28.4
2005	231	439	2159	22	196.3	239	384	5	2676	.622	24	243.3	823	4835	439.5	22-11	74	675	375	34.1
2004	231	500	2477	26	225.2	157	276	12	2235	.569	13	203.2	776	4712	428.4	22-11	77	644	341	31.0
2003	248	536	2240	23	186.7	186	330	11	2347	.564	14	195.6	866	4587	382.2	16-6	84	616	321	26.7
2002	249	495	2092	13	174.3	174	369	10	2723	.472	23	226.9	864	4815	401.2	23-12	87	785	301	25.1
2001	267	442	1958	20	178.0	228	380	5	3271	.600	28	297.4	822	5229	475.4	19-8	81	714	367	33.4
2000	230	413	1795	22	163.2	175	308	5	2670	.568	25	242.7	721	4465	405.9	25-15	69	598	383	34.8
1999	217	377	1633	25	148.5	189	366	16	2478	.516	17	225.3	743	4111	373.7	23-15	96	734	323	29.4
1998	204	382	1641	19	149.2	157	322	6	2606	.488	24	236.9	704	4247	386.1	20-10	93	751	349	31.7
1997	223	421	1879	23	170.8	178	311	9	2436	.572	22	221.5	732	4315	392.3	21-11	69	594	362	32.9
1996	198	422	1667	21	151.6	172	309	12	2222	.557	14	202.0	731	3889	353.6	24-17	77	714	322	29.3
1995	207	416	1664	16	151.3	190	326	12	2233	.583	13	203.0	742	3897	354.3	25-13	68	611	269	24.5
1994	255	526	2994	32	272.2	167	270	7	1957	.619	19	177.9	796	4951	450.1	14-6	100	849	405	36.8
1993	182	385	1707	11	155.2	177	344	20	2089	.515	11	189.9	729	3796	345.1	21-9	75	703	195	17.7
1992	205	467	2274	17	206.7	159	274	12	1926	.580	15	175.1	741	4200	381.8	19-5	64	490	280	25.5
1991	246	510	2485	17	225.9	165	279	11	2346	.591	16	213.3	789	4831	439.2	19-10	67	594	268	24.4
1990	202	476	2064	15	187.6	131	255	4	2093	.514	18	190.3	731	4157	377.9	14-7	76	641	316	28.7
1989	192	482	1782	14	162.0	151	280	10	1741	.539	9	158.3	762	3523	320.3	25-10	71	659	220	20.0
1988	179	522	1932	14	175.6	134	250	10	1535	.536	11	139.6	772	3467	315.2	39-19	71	612	208	18.9
1987	173	464	1545	9	140.5	146	286	14	1769	.511	13	160.8	750	3314	301.3	26-6	75	734	189	17.2
1986	191	434	1769	13	160.8	156	280	9	1826	.557	10	166.0	714	3595	335.9	33-16	70	638	207	18.8
1985	199	463	1713	13	155.7	179	338	17	2087	.529	12	189.7	801	3800	345.5	26-16	73	620	211	19.2
1984	218	457	1781	10	161.9	189	343	18	2352	.551	8	213.8	800	4133	375.7	27-20	69	617	202	18.4
1983	204	520	2176	20	197.8	141	276	12	1669	.511	5	151.7	796	3845	349.5	18-9	48	384	217	19.7
1982	221	597	2400	11	218.1	146	258	9	1832	.565	18	166.5	855	4232	384.7	33-14	70	543	287	26.1
1981	201	583	2004	20	182.1	123	236	14	1405	.521	4	127.7	819	3409	309.9	31-12	62	536	222	20.1
1980	202	567	2224	19	202.1	110	219	10	1598	.502	11	145.3	786	3822	347.4	31-16	48	470	280	25.4
1979	156	490	1731	10	157.4	107	229	15	1235	.467	6	112.3	719	2966	269.6	32-15	54	510	143	13.0
1978	201	543	1707	10	155.2	151	288	17	1825	.524	8	165.9	831	3532	321.1	33-12	59	506	189	17.2
1977	160	493	1322	7	120.2	116	235	14	1268	.494	5	115.3	728	2590	235.5	32-13	54	439	111	10.1
1976	161	564	1976	15	179.6	85	189	11	1031	.450	5	93.7	753	3007	273.4	23-13	58	555	137	12.5
1975	154	516	1917	16	174.3	75	156	11	1241	.481	5	112.8	672	3158	287.1	35-18	50	436	183	16.6
1974	196	589	2277	15	207.0	97	186	15	1386	.522	8	126.0	775	3663	333.0	28-18	48	445	194	17.6
1973	188	532	1898	19	172.5	119	240	10	1376	.496	5	125.1	732	3274	297.6	30-17	41	356	196	17.8
1972	216	561	2257	14	205.2	114	238	13	1569	.479	12	142.6	799	3826	347.8	31-17	49	475	232	21.1
1971	221	600	2292	24	208.4	106	196	20	1476	.541	NA	134.2	796	3768	342.5	22-12	43	416	284	25.8
1970	199	520	1508	NA	137.1	154	301	22	2101	.512	NA	191.0	821	3609	328.1	31-17	49	462	233	21.2
1969	194	486	1576	NA	157.6	163	279	11	1960	.584	NA	196.0	765	3536	353.6	29-18	55	534	295	29.5
1968	180	539	1591	NA	159.1	122	225	10	1526	.542	NA	152.6	764	3117	311.7	31-19	53	596	206	20.6
1967	167	525	1816	NA	181.6	102	179	6	1206	.570	NA	120.6	704	3022	302.2	21-10	58	615	230	23.0
1966	154	492	2049	NA	204.9	80	161	7	1116	.497	NA	111.6	653	3165	316.5	18-12	35	357	196	19.6
1965	135	436	1601	NA	160.1	95	185	12	1036	.514	NA	103.6	621	2637	263.7	23-18	50	503	160	16.0
1964	141	432	1507	NA	150.7	71	149	10	887	.477	NA	88.7	577	2394	293.4	25-11	55	495	194	19.4
1963	167	433	1736	NA	173.6	108	214	19	1330	.505	NA	133.0	647	3066	306.6	21-12	60	605	168	16.8
1962	139	439	1595	NA	159.5	76	172	13	853	.442	NA	85.3	611	2448	244.8	24-14	47	430	101	10.1
1961	111	399	1171	NA	117.1	67	136	14	893	.493	NA	89.3	535	2064	206.4	24-15	57	572	123	12.3
1960	98	421	1309	NA	130.9	47	124	17	522	.379	NA	52.2	545	1831	183.1	17-10	48	439	81	8.1
1959	101	426	1427	NA	142.7	58	146	12	626	.397	NA	62.6	572	2053	205.3	25-16	42	418	157	15.7
1958	109	422	1488	NA	148.8	66	139	10	849	.475	NA	84.9	561	2337	233.7	22-12	52	500	115	11.5
1957	134	470	1893	NA	189.3	37	115	14	531	.322	NA	53.1	585	2424	242.4	25-13	49	448	127	12.7
1956	130	442	1709	NA	170.9	59	142	14	766	.415	NA	76.6	584	2475	247.5	29-21	44	355	105	10.5
1955	125	451	1832	NA	183.2	36	96	13	479	.375	NA	47.9	547	2311	231.1	20-13	46	500	117	11.7
1954	138	427	1609	NA	160.9	48	135	17	643	.356	NA	64.3	562	2252	225.2	26-10	49	549	125	12.5
1953	135	460	1486	NA	148.6	59	147	21	724	.401	NA	72.4	607	2210	221.0	28-14	50	399	116	11.6
1952	170	520	1541	NA	140.1	125	209	13	1644	.598	NA	149.5	739	3185	289.5	28-13	61	582	173	15.7
1951**	121	480	1463	NA	121.9	83	215	22	1101	.386	NA	91.7	695	2564	213.7	41-25	69	520	121	10.1
1950**	134	544	1210	NA	100.8	74	197	29	912	.376	NA	76.0	741	2122	176.8	48-25	50	482	69	5.7
1949**	109	NA	941	NA	78.4	78	206	29	984	.379	NA	82.0	NA	1925	160.4	38-22	60	470	74	6.2
1948	111	NA	1237	NA	123.7	65	156	18	868	.417	NA	86.8	NA	2105	210.5	19-6	40	317	128	12.8
1947*	108	NA	1289	NA	117.2	77	172	22	807	.448	NA	73.4	NA	2096	190.5	30-13	39	365	73	6.6
1946	94	NA	1095	NA	109.5	68	184	25	805	.370	NA	80.5	NA	1900	190.0	34-16	54	446	91	9.1

* 11-game totals including bowl statistics • ** 12-game totals including bowl statistics • + 13-game totals including bowl statistics

YEAR-BY-YEAR RECORDS

ANNUAL INTERCEPTION LEADERS

Yr	Player	No	Yds	Avg	TD	Long
2007	Trevar Lindley	3	33	11.0	0	33
2006	Marcus McClinton	4	13	3.3	0	13
2005	Bo Smith	2	54	27.0	0	31
2004	Muhammad Abdullah	3	20	6.7	0	20
2003	Muhammad Abdullah	4	6	1.5	0	6
2002	Quentus Cumbly	2	103	51.5	1	82
	Derrick Tatum	2	55	27.5	1	53
	Mike Williams	2	18	9.0	0	16
2001	David Johnson	2	29	14.5	0	17
2000	Five players with one each					
1999	Anthony Wajda	5	98	19.6	0	46
1998	David Johnson	2	51	25.5	0	42
1997	Tremayne Martin	5	0	0.0	0	0
1996	Van Hiles	3	20	6.7	0	20
1995	Leman Boyd	3	4	1.3	0	4
1994	Van Hiles	3	61	20.3	1	61
1993	Marcus Jenkins	6	45	7.5	0	19
1992	Willie Cannon	3	54	18.0	0	29
1991	Brad Armstead	4	92	23.0	0	52
1990	Four players with one each					
1989	Ron Robinson	3	54	18.0	0	37
	Albert Burks	3	31	10.3	0	14
	Jeff Brady	3	1	0.3	0	4
1988	Jay Dortch	2	0	0.0	0	0
1987	Tony Massey	4	69	17.3	1	38
1986	Tony Mayes	4	33	8.3	0	30
1985	Russell Hairston	4	26	6.5	0	20
1984	Paul Calhoun	7	91	13.0	0	36
1983	Kerry Baird	3	56	18.6	1	35
1982	Dave Meers	2	13	6.5	0	11
	Kerry Baird	2	-3	-1.5	0	2
1981	Greg Long	4	176	44.0	1	91
	Kerry Baird	4	55	14.3	0	22
1980	Chris Jacobs	3	60	20.0	0	36
1979	Larry Carter	3	75	25.0	0	45
	Andy Molls	3	27	9.0	0	23
	John Bow	3	24	8.0	0	16
1978	Larry Carter	5	62	12.4	0	22
1977	Dallas Owens	4	104	26.0	2	81
1976	Dave Hayden	5	69	13.8	0	28
1975	Ray Carr	4	0	0.0	0	0
1974	Ben Thomas	5	82	16.4	0	25
1973	Darryl Bishop	5	123	24.6	0	83
1972	Darryl Bishop	5	149	29.8	1	97
1971	Jeff Woodcock	6	37	6.2	0	32
1970	Emmett Burnam	5	43	8.6	0	28
	Wilbur Hackett	5	22	4.4	0	7
	Jasper Swindle	5	22	4.4	0	12
1969	Dave Van Meter	3	0	0.0	0	0
1968	Dave Hunter	3	197	65.7	1	100
1967	Charles Blackburn	2	5	2.5	0	5
1966	Jerry Davis	4	41	10.3	0	22
1965	Terry Beadles	6	77	12.8	0	32
1964	Rodger Bird	3	97	32.3	1	95
1963	Bob Kosid	4	30	7.5	0	13
	Talbot Todd	4	12	3.0	0	12
1962	Darrell Cox	3	15	5.0	0	15
1961	Darrell Cox	4	0	0.0	0	0
1960	Tom Hundley	3	63	21.0	0	28
	Jerry Eisaman	3	60	20.0	0	35
	Leeman Bennett	3	44	14.6	0	36
1959	12 players with one each					
1958	Jerry Eisaman	2	34	17.0	0	34
	Glenn Shaw	2	19	9.5	0	14
1957	Lowell Hughes	3	52	17.3	0	25
	Kenny Robertson	3	7	2.3	0	4
1956	Bob Dougherty	2	26	13.0	0	19
	Kenny Robertson	2	23	11.5	0	14
	Don Netoskie	2	14	7.0	0	11
	Delmar Hughes	2	4	2.0	0	4
1955	Dave Kuhn	3	18	6.0	0	9
1954	Dave Kuhn	3	29	9.7	0	-
1953	Steve Meilinger	4	69	17.3	0	-
1952	Bradley Mills	6	30	5.0	0	-
1951	Doug Moseley	5	37	7.4	0	-
1950	Dom Fucci	4	63	15.8	1	-
1949	Jerry Claiborne	9	130	14.4	0	-
1948	Wilbur Jamerson	3	79	26.3	0	-
	Clayton Webb	3	71	23.6	1	-
	Bobby Brook	3	16	5.3	0	-
1947	Bill Moseley	4	37	9.3	-	-
	Bill Boller	4	66	16.5	-	-


THE RECORDS

1881-1932

PRE-SOUTHEASTERN CONFERENCE YEARS

Year	Overall Record	Conf.	Head Coach (Almater)
1881	1-2	—	Unknown
1891	1-1	—	Unknown
1892	2-4-1	—	Prof. A.M. Miller (Princeton)
1893	5-2-1	—	John A. Thompson (Purdue)
1894	5-2	—	W.P. Finney (Purdue)
1895	4-5	—	Charles Mason (Cornell)
1896	3-6	SIAA	Dudley Short (Cornell)
1897	2-4	SIAA	Lyman B. Eaton (Cincinnati)
1898	7-0	SIAA	W.R. Bass (Cincinnati)
1899	5-2-2	SIAA	W.R. Bass (Cincinnati)
1900	4-6	SIAA	W.H. Kiler (Illinois)
1901	2-6-1	SIAA	W.H. Kiler (Illinois)
1902	3-5-1	SIAA	E.W. McLeod (Michigan)
1903	7-1	SIAA	C.A. Wright (Columbia)
1904	9-1	SIAA	F.E. Schact (Minnesota)
1905	6-3-1	SIAA	F.E. Schact (Minnesota)
1906	4-3	SIAA	J. White Guyn (Kentucky)
1907	9-1-1	SIAA	J. White Guyn (Kentucky)
1908	4-3	SIAA	J. White Guyn (Kentucky)
1909	9-1	SIAA	E.R. Sweetland (Cornell)
1910	7-2	SIAA	E.R. Sweetland (Cornell)
1911	7-3	SIAA	P.P. Douglass (Michigan)
1912	7-2	SIAA	E.R. Sweetland (Cornell)
1913	6-2	SIAA	Alpha Brumage (Kansas)
1914	5-3	SIAA	Alpha Brumage (Kansas)
1915	6-1-1	SIAA	J.J. Tigert (Vanderbilt)
1916	4-1-2	SIAA	J.J. Tigert (Vanderbilt)
1917	3-5-1	SIAA	S.A. Boles (Vanderbilt)
1918	2-1	SIAA	Andy Gill (Indiana)
1919	3-4-1	SIAA	Andy Gill (Indiana)
1920	3-4-1	SIAA	W.J. Juneau (Wisconsin)
1921	4-3-1	SC	W.J. Juneau (Wisconsin)
1922	6-3	SC	W.J. Juneau (Wisconsin)
1923	4-3-2	SC	J.J. Winn (Princeton)
1924	4-5	SC	Fred J. Murphy (Yale)
1925	6-3	SC	Fred J. Murphy (Yale)
1926	2-6-1	SC	Fred J. Murphy (Yale)
1927	3-6-1	SC	Harry Gamage (Illinois)
1928	4-3-1	SC	Harry Gamage (Illinois)
1929	6-1-1	SC	Harry Gamage (Illinois)
1930	5-3	SC	Harry Gamage (Illinois)
1931	5-2-2	SC	Harry Gamage (Illinois)
1932	4-5	SC	Harry Gamage (Illinois)

SIAA-Southern Intercollegiate Athletic Association
SC-Southern Conference



Harry Gamage had a record of 32-25-5 as UK head coach from 1927-33.

1933-PRESENT

SOUTHEASTERN CONFERENCE YEARS

Year	Overall W-L-T	SEC W-L-T	SEC Finish	Head Coach (Alma Mater)
1933	5-5	2-3	t9th	Harry Gamage (Illinois)
1934	5-5	1-3	9th	C.A. Wynne (Notre Dame)
1935	5-4	3-3	t6th	C.A. Wynne (Notre Dame)
1936	6-4	1-3	10th	C.A. Wynne (Notre Dame)
1937	4-6	0-5	12th	C.A. Wynne (Notre Dame)
1938	2-7	0-4	12th	A.D. Kirwan (Kentucky)
1939	6-2-1	2-2-1	6th	A.D. Kirwan (Kentucky)
1940	5-3-2	1-2-2	9th	A.D. Kirwan (Kentucky)
1941	5-4	0-4	12th	A.D. Kirwan (Kentucky)
1942	3-6-1	0-5	t11th	A.D. Kirwan (Kentucky)
1943	No Team	(War Year)		
1944	3-6	1-5	9th	A.D. Kirwan (Kentucky)
1945	2-8	0-5	12th	Bernie Shively (Illinois)
1946	7-3	2-3	8th	Paul "Bear" Bryant (Alabama)
1947	8-3	2-3	t9th	Paul "Bear" Bryant (Alabama)
1948	5-3-2	1-3-1	9th	Paul "Bear" Bryant (Alabama)
1949	9-3	4-1	2nd	Paul "Bear" Bryant (Alabama)
1950	11-1	5-1	1st	Paul "Bear" Bryant (Alabama)
1951	8-4	3-3	5th	Paul "Bear" Bryant (Alabama)
1952	5-4-2	1-3-2	9th	Paul "Bear" Bryant (Alabama)
1953	7-2-1	4-1-1	t2nd	Paul "Bear" Bryant (Alabama)
1954	7-3-0	5-2	t3rd	Blanton Collier (Georgetown)
1955	6-3-1	3-3-1	t7th	Blanton Collier (Georgetown)
1956	6-4	4-4	t6th	Blanton Collier (Georgetown)
1957	3-7	1-7	12th	Blanton Collier (Georgetown)
1958	5-4-1	3-4-1	t6th	Blanton Collier (Georgetown)
1959	4-6	1-6	9th	Blanton Collier (Georgetown)
1960	5-4-1	2-4-1	9th	Blanton Collier (Georgetown)
1961	5-5	2-4	7th	Blanton Collier (Georgetown)
1962	3-5-2	2-3-1	t7th	Charlie Bradshaw (Kentucky)
1963	3-6-1	0-5-1	11th	Charlie Bradshaw (Kentucky)
1964	5-5	4-2	t2nd	Charlie Bradshaw (Kentucky)
1965	6-4	3-3	t6th	Charlie Bradshaw (Kentucky)
1966	3-6-1	2-4	6th	Charlie Bradshaw (Kentucky)
1967	2-8	1-6	7th	Charlie Bradshaw (Kentucky)
1968	3-7	0-7	7th	Charlie Bradshaw (Kentucky)
1969	2-8	1-6	9th	John Ray (Olivet)
1970	2-9	0-7	8th	John Ray (Olivet)
1971	3-8	1-6	t6th	John Ray (Olivet)
1972	3-8	2-5	t7th	John Ray (Olivet)
1973	5-6	3-4	t5th	Fran Curci (Miami)
1974	6-5	3-3	t3rd	Fran Curci (Miami)
1975	2-8-1	0-6	t5th	Fran Curci (Miami)
1976	9-3	5-1	t1st	Fran Curci (Miami)
1977	10-1	6-0	2nd	Fran Curci (Miami)
1978	4-6-1	2-4	t5th	Fran Curci (Miami)
1979	5-6	3-3	t4th	Fran Curci (Miami)
1980	3-8	1-5	6th	Fran Curci (Miami)
1981	3-8	2-4	t4th	Fran Curci (Miami)
1982	0-10-1	0-6	t8th	Jerry Claiborne (Kentucky)
1983	6-5-1	2-4	4th	Jerry Claiborne (Kentucky)
1984	9-3	3-3	t4th	Jerry Claiborne (Kentucky)
1985	5-6	1-5	7th	Jerry Claiborne (Kentucky)
1986	5-5-1	2-4	t4th	Jerry Claiborne (Kentucky)
1987	5-6	1-5	t7th	Jerry Claiborne (Kentucky)
1988	5-6	2-5	t8th	Jerry Claiborne (Kentucky)
1989	6-5	2-5	t7th	Jerry Claiborne (Kentucky)
1990	4-7	3-4	5th	Bill Curry (Ga. Tech)
1991	3-8	0-7	10th	Bill Curry (Ga. Tech)
1992	4-7	2-6	*15th	Bill Curry (Ga. Tech)
1993	6-6	4-4	*3rd	Bill Curry (Ga. Tech)
1994	1-10	0-8	*6th	Bill Curry (Ga. Tech)
1995	4-7	2-6	*5th	Bill Curry (Ga. Tech)
1996	4-7	3-5	*14th	Bill Curry (Ga. Tech)
1997	5-6	2-6	*5th	Hal Mumme (Tarleton State)
1998	7-5	4-4	*4th	Hal Mumme (Tarleton State)
1999	6-6	4-4	*4th	Hal Mumme (Tarleton State)
2000	2-9	0-8	*6th	Hal Mumme (Tarleton State)
2001	2-9	1-7	*5th	Guy Morriss (TCU)
2002	7-5	3-5	*14th	Guy Morriss (TCU)
2003	4-8	1-7	*15th	Rich Brooks (Oregon State)
2004	2-9	1-7	*15th	Rich Brooks (Oregon State)
2005	3-8	2-6	*6th	Rich Brooks (Oregon State)
2006	8-5	4-4	*13rd	Rich Brooks (Oregon State)
2007	8-5	3-5	*14th	Rich Brooks (Oregon State)

* Eastern Division finish
 † Great Lakes Bowl
 Cotton Bowl
 Orange Bowl
 Peach Bowl
 • Music City Bowl
 Sugar Bowl
 Hall of Fame

ALL-TIME COACHING RECORDS

ALL-TIME KENTUCKY COACHING RECORDS

Years	Coach (Alma Mater)	Yrs/UK	W	L	T	Pct.
1881	Unknown	1	1	2	0	.333
1891	Unknown	1	1	1	0	.500
1892	Prof. A.M. Miller (Princeton)	1	2	4	1	.357
1892-93	John A. Thompson (Purdue)	1	5	2	1	.688
1894	W.P. Finney (Purdue)	1	5	2	0	.714
1895	Charles Mason (Cornell)	1	4	5	0	.444
1896	Dudley Short (Cornell)	1	3	6	0	.333
1897	Lyman B. Eaton (Cincinnati)	1	2	4	0	.333
1898-99	W.R. Bass (Cincinnati)	2	12	2	2	.813
1900-01	W.H. Kiler (Illinois)	2	6	12	1	.342
1902	E.W. McLeod (Michigan)	1	3	5	1	.389
1903	C.A. Wright (Columbia)	1	7	1	0	.875
1904	F.E. Schact (Minnesota)	2	15	4	1	.775
1906-08	J. White Guyn (Kentucky)	3	17	7	1	.700
1909-1910, 12	R. Sweetland (Cornell)	3	23	5	0	.821
1911	P.P. Douglass (Michigan)	1	7	3	0	.700
1913-14	Alpha Brumage (Kansas)	2	11	5	0	.688
1915-16	J.J. Tigert (Vanderbilt)	2	10	2	3	.767
1917	S.A. Boles (Vanderbilt)	1	3	5	1	.389
1918-19	Andy Gill (Indiana)	2	5	5	1	.500
1920-22	W.J. Juneau (Wisconsin)	3	13	10	2	.560
1923	J. Winn (Princeton)	1	4	3	2	.556
1924-26	Fred J. Murphy (Yale)	3	12	14	1	.463
1927-33	Harry Gamage (Illinois)	7	32	25	5	.556
1934-37	C.A. Wynne (Notre Dame)	4	20	19	0	.513
1938-42, 44	A.D. Kirwan (Kentucky)	6	24	28	4	.464
1943	NO-TEAM—WAR YEAR					
1945	Bernie Shively (Illinois)	1	2	8	0	.200
1946-53	Paul Bryant (Alabama)	8	60	23	5	.710
1954-61	Blanton Collier (Georgetown)	8	41	36	3	.531
1962-68	Charlie Bradshaw (Kentucky)	7	25	41	4	.386
1969-72	John Ray (Olivet)	4	10	33	0	.233
1973-81	Fran Curci (Miami)	9	47	51	2	.480
1982-89	Jerry Claiborne (Kentucky)	8	41	46	3	.472
1990-96	Bill Curry (Georgia Tech)	7	26	52	0	.333
1997-2000	Hal Mumme (Tarleton State)	4	20	26	0	.435
2001-2002	Guy Morriss (Texas Christian)	2	9	14	0	.391
2003-present	Rich Brooks (Oregon State)	5	25	35	0	.417
Totals	117 Seasons		553	546	44	.503



Coach Blanton Collier



Charlie Bradshaw



Paul "Bear" Bryant



Jerry Claiborne



Fran Curci



Bill Curry



Guy Morriss



Hal Mumme



John Ray

THE RECORDS

ALL-TIME ASSISTANT COACHES

Name	Alma Mater	Years/UK	Position
ADAMS, Tom	(Rice, '82)	1997-2002	DTs, D-Line
ADOLPH, Dave	(Akron '59)	1969-72	Off. Line
ARCHER, Mike	(Miami, Fla. '75)	1993-95; 2003-06	Def. Coord., LBs
ALLEN, Ermal	(Kentucky '42)	1947-62	Off. Backs
ARNSPARGER, Bill	(Miami, O. '50)	1954-61	Off. Line
ATKINSON, Joe	(Vanderbilt '42)	1946-49	Guards
BAILEY, Charlie	(Tampa '62)	1975-81	Def. Coord.
BALITSARIS, Mike	(Tennessee '42)	1946-47	Ends
BASSETT, Claude	(BYU '78)	1997-2000	Recr. Coord.
BENNETT, Leeman	(Kentucky '60)	1962, 65	Off. Backs
BLACKLEDGE, Ron	(Bowling Green '60)	1973-75	Off. Line
BOONE, George	(Kentucky '61)	1961-65	Def. Line
BOWDEN, Tommy	(West Virginia '76)	1990	Off. Coord.
BRADFORD, Vic	(Alabama '39)	1951	Backs
BRADSHAW, Charlie	(Kentucky '50)	1954-58	Off. Backs
BRINSON, Larry	(Florida '82)	2007-	Running Backs
BROWN, Steve	(Oregon '83)	2003-	Def. Backs, Def. Coord.
CAIN, Ron	(Kentucky '59)	1969-70	Receivers
CALLAHAN, Ray	(Kentucky '56)	1963-66	Off. Line
CAMPBELL, Whitey	(Miami U. '57)	1969-70	Def. Backs
CARAGHER, Ron	(UCLA '90)	2003-06	RBs, Recruiting Coord.
CARMODY, Jim	(Tulane '55)	1963	Fr. Coord.
CARR, Gerald	(S. Illinois '81)	2001-2002	Asst. HC, RBs
CARR, Fletcher	(Tampa '73)	1973-75	Centers
CATAVOLOS, George	(Purdue '67)	1977-81	Def. Backs
CASSITY, Mike	(Kentucky '75)	1980-81	Def. Backs
CHAPMAN, George	(Georgia '35)	1950	Def. Line
CLAIBORNE, Jerry	(Kentucky '50)	1952-53	Def. Backs, LBs
COOPER, John	(Iowa St. '62)	1973-76	Def. Backs
CONDE, Bill	(Kentucky '52)	1967-68	Off. Line
COUGHLIN, Don	(Miami U. '62)	1973-76, 78	Def. Line
CROPP, John	(Vanderbilt '61)	1991	Tight Ends
CUMMINGS, Bob	(Vanderbilt '48)	1959-60	Def. Backs
CUTCHIN, Phil	(Kentucky '43)	1952-53	Backs
DEEB, Norm	(Eastern '59)	1959-61	Fresh. Line
DEVLIN, John	(West Chester '59)	1982-83	Linebackers
DICKY, Daryl	(Tennessee '85)	1990-94	Off. Coord./QB's
DIETZEL, Paul	(Miami, O. '47)	1951-52	Assistant
DORR, Ray	(W. Va. Wesleyan '65)	1993-96	RBs, QBs
DUNN, Paul	(Pittsburgh '83)	2003-04	Run Coord./OL
DRAKE, Mike	(W. Michigan '80)	1995-96	Running Backs
EISAMAN, Jerry	(Kentucky '60)	1982-89	Quarterbacks
ENGLISH, Wally	(Louisville '57)	1966-68	Quarterbacks
FANOVA, Mike	(Texas-El Paso, '87)	1997-98	D-Line, O-Line
FITZGERALD, Denny	(Michigan '62)	1969-70	Def. Coord.
FLIGG, Jack	(Oglethorpe '55)	1990-93	Adm. Asst.
FORD, Bob	(Memphis St. '55)	1962-65	Def. Coord.
FRANKLIN, Tony	(Murray State '79)	1997-2000	Off. Coord., RBs, Rec., QB's
FUCCI, Dominic	(Kentucky '48)	1956-58	Def. Backs
FUGETT, Todd	(E. C. Oklahoma '85)	1990-91	Ban/Row
FULLER, Leon	(Alabama '60)	1966-68	Def. Backs
GALAT, Joe	(Miami, O. '62)	1973, 75	Def. Line
GARBER, Chip	(Maryland '78)	1982-89	Def. Backs
GIBBS, Alex	(Davidson '83)	1971-72	Secondary
GLASER, Bill	(Bellarmine '65)	1977-96	Def. Line
GOODNER, John	(SW Okla. State '67)	2001-2002	Def. Coord./LBs
GRAY, Michael	(Oregon '84)	2003-04	Def. Line
GUY, John	(N. C. A&T '73)	1990-91	Outside LBs
HAERING, Joe	(Bucknell '64)	1970-72	Off. Backs
HALLUM, John (Jake)	(Newberry '60)	1982-89	Off. Line
HAM, Frank	(Olivet '40)	1969-72	Adm. Asst.
HART, Dave	(St. Vincent '50)	1962-63	Def. Coord.
HATCHER, Chris	(Valdosta State, '95)	1999	QB's/Receivers
HAWKINS, Ralph	(Maryland '57)	1962-65	Def. Backs
HEGGINS, Jimmy	(Florida State '78)	2005-	Offensive Line
HIGHSMITH, Scott	(Howard Payne '77)	1999-2000	WRs, RBs
HOEFER, Larry	(McMurry '73)	2001-2002	Safeties
HOLWAY, Richard	(Kentucky '50)	1950	
HUDSON, Ron	(California '69)	2003-04	Off. Coord./QB's
HUNTER, Hal	(Pittsburg '55)	1971-72	Off. Line
HUNTRESS, Carroll	(N. Hampshire '49)	1969-72	Off. Line
JACKSON, Harold	(Jackson State '68)	2001-2002	Wide Receivers
JAMES, Pat	(Kentucky '51)	1951	
JASPER, Bill	(Tennessee '52)	1963-64	Line
KEANE, Tim	(Arkansas St. '68)	1997-2000	CBs, DBs
KIRKSEY, Larry	(Eastern '73)	1977-81	Receivers
KNOX, Chuck	(Juniata '54)	1961-62	Off. Line
LAIR, Matt	(Kentucky '48)	1954-58, 62-63	Asst. H.C.
LANCASTER, Chris	(Clemson '89)	2001-2002	D.Ends/O-Line
LANGLEY, J.D.	(Chattanooga '43)	1951	Off. Line

Name	Alma Mater	Years/UK	Position
LASLIE, Carney	(Alabama '33)	1946-51	Tackles
LEACH, Mike	(BYU, '83)	1997-98	Off. Coord./Rec.
LEAL, Dan	(Gannon Col. '60)	1973-74	Recruiting
LEWIS, Joseph	(Western '79)	1984-85	Receivers
LEWIS, Walter	(Alabama '84)	1990-91	Off. Backs
LIKINS, Dave	(Centre '80)	1982-89	Outside LBs
LIMBAUGH, Tommy	(Alabama '67)	1990-94	Asst. H.C./T.E.
LOCKWOOD, David	(West Virginia '89)	2007	Defensive Backs
LOUNSBURY, Dan	(Arkansas '74)	2000	TEs, Spec. Tms.
MAGAZU, Dave	(Springfield '80)	1995-96	Centers, Guards
MAJOR, Mike	(S.F. Austin '73)	1997-2000	Def. Coord./LBs
MCBRIDE, Ron	(San Jose State '64)	2003-04	Inside LBs
MCLENDON, Charles	(Kentucky '51)	1951	Ends
McCUBBIN, Bill	(Kentucky '40)	1951	Fresh. Coord.
McCULLERS, Charlie	(Tampa '60)	1979-80	Off. Line
McGRUFF, Wesley	(Savannah State '90)	2001-2002	RBs/CBs
MILLER, Calvin	(Oklahoma St., '75)	1995-96	Def. Ends
MIRILOVICH, Jon	(Miami U. '60)	1973-76, 79	Off. Coord.
MITCHELL, Billy	(Kentucky '57)	1973-79	Receivers
MOORE, Bud	(Alabama '61)	1962-64	Asst. Line
MORAN, Paul	(Cent. Conn. St. '68)	1972	Assistant
MORRIS, Guy	(TCU '73)	1997-2000	Asst. H.C./O-Line
MOSELEY, Bill	(Kentucky '45)	1954-55	Backfield
MOSELEY, Frank	(Alabama '33)	1946-51	Backfield
MOSS, Joe	(Virginia Tech '61)	1965-66	Line
MOSS, Perry	(Illinois '48)	1976-78, 81	Off. Coord.
NARDUZZI, Bill	(Miami, O. '59)	1973-74	Def. Coord.
NELSON, Mark	(E.C. Oklahoma '80)	2001-2002	S. Tms./TE/DE
NEW, Larry	(Illinois '65)	1990-92	Def. Coord.
NIBLACK, Jim	(Florida '51)	1977-78	Off. Line
NICOLAU, Nick	(So. Conn. '57)	1973-75	Off. Backs
NORD, Greg	(Kentucky '80)	1982-89	Off. Backs
NORTH, John	(Vanderbilt '48)	1956-61	Ends
ORTMAYER, Steve	(LaVerne '67)	2003-	Asst. HC/Sp.Tms. Coord./TEs
OWEN, Phil	(Georgetown '53)	1964-68	Freshmen
OWENS, Jim	(Oklahoma '50)	1951-53	Ends
PATTERSON, Darrell	(TCU '84)	1997-2000	Safeties, DEs
PEASE, Brent	(Montana '90)	2001-2002	Off. Coord./QB's
PELL, Charley	(Alabama '63)	1965-68	Def. Line
PETRI, Rick	(Missouri-Rolla '76)	2005-	Def. Line
PHILLIPS, Joker	(Kentucky '86)	1991-96; 2003-	WR/Recr. Coord./Off. Coord.
POYNTER, Jim	(Kentucky '61)	1965-68	Off. Backs
REDDING, Dick	(Springfield '40)	1982-89	Recruiting
RHOADES, Rick	(C. Missouri St. '70)	1990-92	Off. Coord.
RICE, Homer	(Centre '51)	1962-65	Off. Coord.
RILEY, Don	(E. Tenn. State '56)	1992-94	Off. Line
ROPER, Kurt	(Rice '95)	2005	Quarterbacks
RUTLEDGE, Ed	(Western '41)	1956-61	Ends
SANDERS, Randy	(Tennessee '88)	2006-	Quarterbacks/Recr. Coord.
SCHNELLENBERGER, Howard	(Kentucky '58)	1959-60	Ends
SEFCIK, George	(Notre Dame '62)	1969-72	Off. Coord.
SEKANOVICH, Dan	(Tennessee '54)	1971-72	Def. Line
SENGEL, George	(Kentucky '48)	1961-68	Ends
SHANNON, J.R.	(Kentucky '59)	1959-61	Recruiting
SHARPLESS, Rod	(Maryland '75)	1982-89	Def. Tackles
SHERIDAN, Farrell	(Minnesota '73)	1982-89	Off. Tackles
SHIVELY, Doug	(Kentucky '59)	1966-68	Def. Ends
SHULA, Don	(John Carroll '51)	1959	Off. Backs
SMITH, Chuck	(Kentucky '81)	2005-	Linebackers
SMITH, Lovie	(Tulsa '80)	1992	Def. Ends
SMITH, Rick	(Florida State '71)	1990-96	Def. Backs
		2001	Asst.HC/Recr.Coord/Def Backs
SNYDER, Charles	(Marshall '48)	1958	Off. Backs
STROCK, Terry	(Virginia Tech. '62)	1983-89	Linebackers
TATE, Dick	(Illinois '67)	1971-72	Freshmen
THURMOND, Chris	(Tulsa '75)	2008-	Def. Backs
TURCHETTA, Tom	(Miami U. '72)	1979-81	Tight Ends
TURNER, David	(Davidson '85)	1993-94	Def. Ends
UNDERWOOD, Clarence	(Marshall '38)	1948-55, 65-68, 73-76	Line
UZELAC, Elliot	(W. Michigan '80)	1995-96	Off. Coord./T, T.E.
VIADELLA, Joe	(Rhode Island '83)	1984-85	Receivers
VOLETICH, Milan	(Geneva '64)	1996	Linebackers
WELLS, David	(Ole Miss '66)	1974-76	Receivers
WALDRON, Ro	(Virginia Tech '81)	1984-85	Centers

KENTUCKY VS. ALL OPPONENTS


OPPONENT SERIES RECORDS

Opponent	Games	First Met	Last Met	W	L	T
Alabama	36	1917	2004	2	33	1
All-Kentucky	1	1900	1900	0	1	0
Alumni	1	1899	1899	1	0	0
Arkansas	5	1998	2007	3	2	0
Auburn	30	1934	2005	5	24	1
Avondale	2	1900	1901	0	2	0
Baldwin-Wallace	1	1940	1940	1	0	0
Ball State	1	2001	2001	1	0	0
Baylor	4	1963	1977	2	2	0
Berea College	5	1903	1909	5	0	0
Bethany	1	1904	1904	1	0	0
Boston College	1	1937	1937	0	1	0
Bowling Green	3	1979	1985	2	1	0
Butler College	4	1913	1917	4	0	0
Carson-Newman	2	1928	1929	2	0	0
Catlettsburg	2	1896	1905	1	1	0
Central Michigan	5	1983	2006	5	0	0
Central University	15	1892	1911	4	10	1
Centre College	30	1891	1929	11	18	1
Chicago	1	1925	1925	0	1	0
Cincinnati	34	1894	1996	22	9	3
Cincinnati YMCA	2	1893	1912	2	0	0
Citadel	1	1949	1949	1	0	0
Clemson	12	1925	2006	8	4	0
Company H of 8th Mass.	1	1898	1898	1	0	0
Connecticut	1	1999	1999	1	0	0
Cumberland	1	1905	1905	1	0	0
Cynthiana	2	1903	1905	2	0	0
Dayton	1	1950	1950	1	0	0
DePauw	1	1895	1895	0	1	0
Detroit	4	1959	1964	4	0	0
Duke	4	1930	1933	0	4	0
Earlham	3	1913	1915	3	0	0
East Carolina	1	1993	1993	1	0	0
Eastern Kentucky	2	1998	2007	2	0	0
East Tennessee State	1	1985	1985	1	0	0
Eminence	1	1906	1906	1	0	0
Evansville	1	1947	1947	1	0	0
Florida	57	1917	2007	17	41	0
Florida Atlantic	1	2007	2007	1	0	0
Florida State	6	1960	2007	4	1	1
Frankfort A.C.	1	1895	1895	1	0	0
Georgetown (KY.)	24	1891	1924	23	1	0
George Washington	3	1940	1951	3	0	0
Georgia	61	1939	2007	11	48	2
Georgia Tech	19	1923	1960	7	11	1
Hanover	2	1907	1912	2	0	0
Hawai'i	1	1958	1958	1	0	0
Houston	2	1965	1966	0	2	0
Idaho State	1	2005	2005	1	0	0
Illinois	2	1909	1913	1	1	0
Indiana	36	1892	2005	17	18	1
160th Indiana	1	1898	1898	1	0	0
Jeffersonville A.C.	1	1894	1894	1	0	0
Kansas	4	1975	1982	0	3	1
Kansas State	4	1961	1983	3	1	0
Kent State	6	1984	2007	6	0	0
Kentucky Wesleyan	6	1897	1927	5	1	0
K.M.I.	4	1903	1906	4	0	0
Lexington A.C.	1	1896	1896	0	1	0
Lexington High	1	1911	1911	1	0	0
Louisiana-Monroe	3	1994	2006	2	1	0
Louisiana State	55	1949	2007	16	38	1
Louisville	20	1912	2007	11	9	0
Louisville A.C.	4	1892	1898	3	1	0
Louisville YMCA	4	1900	1902	2	2	0
Manhattan	2	1936	1937	1	1	0
Manual High	1	1907	1907	1	0	0
Marietta	2	1903	1906	1	1	0

Opponent	Games	First Met	Last Met	W	L	T
Marquette	3	1945	1948	2	1	0
Marshall	6	1905	1960	6	0	0
Maryland	7	1931	1979	2	3	2
Maryville	20	1907	1938	19	0	1
Memphis State	4	1953	1957	4	0	0
Miami (Florida)	8	1948	1963	5	3	0
Miami (Ohio)	11	1894	1991	6	4	1
Michigan	1	1908	1908	0	1	0
Michigan State	4	1944	1947	2	2	0
Middle Tennessee	1	2002	2002	1	0	0
Mississippi	40	1944	2006	13	26	1
Mississippi State	35	1914	2007	20	15	0
Missouri	2	1965	1968	2	0	0
Mooney School	1	1902	1902	0	1	0
Morris-Harvey	2	1907	1911	2	0	0
Murray State	1	2003	2003	1	0	0
Nashville University	1	1902	1902	0	1	0
Newcastle	1	1898	1898	1	0	0
North Carolina	10	1910	1990	5	5	0
North Carolina State	2	1909	1970	1	1	0
North Dakota	1	1950	1950	1	0	0
North Texas State	3	1950	1984	3	0	0
Northwestern	1	1928	1928	0	1	0
Oglethorpe	2	1938	1938	2	0	0
Ohio Northern	1	1913	1913	1	0	0
Ohio State	3	1895	1935	0	3	0
Ohio University	5	1910	2004	3	2	0
Oklahoma	3	1895	1982	1	2	0
Oregon State	2	1968	1979	2	0	0
Paris	1	1904	1904	1	0	0
Penn State	5	1975	1998	2	3	0
Purdue	3	1895	1915	1	2	0
O&C Railroad	1	1902	1902	1	0	0
Rice	2	1953	1955	2	0	0
Rose Polytechnical	2	1908	1909	2	0	0
Rutgers	5	1984	1990	2	2	1
St. Mary's College	1	1909	1909	1	0	0
St. Louis University	2	1905	1910	0	2	0
Santa Clara	1	1950	1950	0	1	0
Sewanee	13	1908	1933	7	3	3
South Carolina	19	1937	2007	6	12	1
South Florida	1	2000	2000	1	0	0
Southern Illinois	1	1988	1988	1	0	0
Southern Methodist	1	1949	1949	0	1	0
Southern Mississippi	2	1949	1986	2	0	0
Southwestern	3	1920	1941	3	0	0
Syracuse	1	1999	1999	0	1	0
Tennessee	103	1893	2007	23	71	9
Tennessee Tech	1	1951	1951	1	0	0
Texas	1	1951	1951	0	1	0
Texas A&M	2	1952	1953	1	1	0
Texas Christian	1	1952	1952	1	0	0
Texas-El Paso	1	2002	2002	1	0	0
Texas State	1	2006	2006	1	0	0
Transylvania	21	1881	1911	14	6	1
Tulane	15	1910	1985	9	6	0
Utah State	3	1970	1987	2	1	0
Vanderbilt	80	1896	2007	39	37	4
Villanova	9	1947	1972	7	1	1
Virginia	1	1930	1930	1	0	0
V.M.I.	16	1892	1944	12	4	0
Virginia Tech	19	1926	1987	11	6	2
Washington & Lee	18	1899	1942	9	7	2
West Virginia	20	1905	1983	11	8	1
West Virginia Wesleyan	1	1924	1924	0	1	0
Wilmington	2	1913	1914	2	0	0
Winchester	1	1907	1907	1	0	0
Wisconsin	1	1984	1984	1	0	0
Xavier (Ohio)	20	1903	1962	18	2	0
Totals	1143	1881	2007	553	546	44

ANNUAL TACKLE LEADERS

Yr	Player	Solo	Asst	Total
2007	Wesley Woodyard	78	61	139
2006	Wesley Woodyard	80	42	122
2005	Wesley Woodyard	75	25	100
2004	Jon Sumrall	49	23	72
2003	Chad Anderson	73	52	125
2002	Quentus Cumby	52	35	87
2001	Chris Gayton	52	41	93
2000	Marlon McCree	65	20	85
1999	Jeff Snedegar	63	21	84
1998	Jeff Zurcher	75	13	88
1997	Jeff Snedegar	62	35	97
1996	Leman Boyd	77	20	97
1995	Mike Schellenberger	63	41	104
1994	Melvin Johnson	88	41	129
1993	Marty Moore	81	35	116
1992	Marty Moore	-	-	148
1991	Marty Moore	-	-	183
1990	Randy Holleran	-	-	174
1989	Craig Benzinger	77	82	159
1988	Randy Holleran	102	59	161
1987	Jeff Kremer	90	90	180
1986	Larry Smith	64	70	134
1985	Larry Smith	82	70	152
1984	Cam Jacobs	88	57	145
1983	Kevin McClelland	74	63	137
1982	John Grimsley	91	65	156
1981	John Grimsley	89	64	153
1980	Scott Schroeder	82	62	144
1979	Lester Boyd	77	55	132
1978	Jim Kovach	92	72	164
1977	Mike Martin	69	56	125
1976	Jim Kovach	94	49	143
1975	Jim Kovach	76	68	154
1974	Tom Ehlers	91	83	174
1973	Frank LeMaster	82	68	150
1972	Darryl Bishop	79	57	136
1971	Darryl Bishop	73	73	146
1970	Joe Federspiel	82	43	125



Jeff Snedegar

THE RECORDS

ALL-TIME SERIES SCORES

(UK Record in Parentheses)

ALABAMA (2-33-1) SEE PAGES 182-183

ALL-KENTUCKY (0-1-0) 1900.....L 0-5

ALUMNI (1-0-0) 1899.....W 6-5

ARKANSAS (3-2-0) SEE PAGES 182-183

AUBURN (5-24-1)

1934.....W	9-0
1935.....L	0-23
1954.....W	21-14
1955.....T	14-14
1956.....L	0-13
1957.....L	0-6
1958.....L	0-8
1959.....L	0-33
1960.....L	7-10
1961.....W	14-12
1962.....L	6-16
1963.....L	13-14
1964.....W	20-0
1965.....L	18-23
1966.....W	17-7
1967.....L	7-48
1968.....L	7-26
1969.....L	3-44
1970.....L	15-33
1971.....L	6-38
1974.....L	13-31
1975.....L	9-15
1982.....L	3-18
1983.....L	21-49
1988.....L	10-20
1989.....L	12-24
1994.....L	14-41
1995.....L	21-42
2004.....L	10-42
2005.....L	27-49

AVONDALE A.C. (0-2-0) 1900.....L 5-11 1901.....L 6-17

BALDWIN-WALLACE (1-0-0) 1940.....W 59-7

BALL STATE (1-0-0) 2001.....W 28-20

BAYLOR (2-2-0) 1963.....W 19-7 1964.....L 15-17 1977.....L 6-21 1978.....W 25-21

BEREA (5-0-0) 1903.....W 17-0 1904.....W 42-0 1905.....W 46-0 1908.....W 17-0 1909.....W 28-0

BETHANY (1-0-0) 1904.....W 6-0

BOSTON COLLEGE (0-1-0) 1937.....L 0-13

BOWLING GREEN (2-1-0) 1979.....W 20-14 1980.....W 21-20 1985.....L 26-30

BUTLER (4-0-0) 1913.....W 21-7 1915.....W 33-0 1916.....W 39-3 1917.....W 33-0

CARSON-NEWMAN (2-0-0) 1928.....W 61-0 1929.....W 58-0

CATLETTSBURG, A.C. (1-1-0) 1896.....L 4-6 1905.....W 23-0

CENTRAL (4-10-1) 1892.....L 6-8 1892.....L 4-8 1892.....L 6-10 1893.....L 36-48 1894.....W 38-10

1896.....W	62-0
1897.....L	0-18
1899.....L	0-5
1900.....L	0-6
1900.....L	0-11
1901.....L	0-5
1902.....L	0-15
1904.....W	40-0
1904.....W	81-0
1905.....T	11-11

CENTRAL MICHIGAN (5-0-0) 1983.....W 31-14 1988.....W 18-7 1990.....W 20-17 1992.....W 21-14 2006.....W 45-36

CENTRE (11-18-1)

1891.....L	0-10
1893.....L	4-6
1894.....L	0-67
1895.....W	6-0
1895.....L	0-16
1896.....L	0-32
1896.....L	0-44
1897.....L	0-36
1898.....W	6-0
1899.....T	11-11
1900.....L	0-5
1906.....L	6-12
1907.....W	11-0
1908.....W	40-0
1909.....W	15-6
1910.....L	6-12
1911.....W	8-5
1916.....W	68-0
1917.....L	0-3
1918.....	Cancelled
1919.....L	0-56
1920.....L	0-49
1921.....L	0-55
1922.....L	3-27
1923.....L	0-10
1924.....L	0-7
1925.....W	16-0
1926.....L	0-7
1927.....W	53-0
1928.....W	8-0
1929.....W	33-0

CHICAGO (0-1-0) 1925.....L 0-9

CINCINNATI YMCA (2-0-0) 1893.....W 14-4 1912.....W 56-0

CINCINNATI (22-9-3)

1894.....L	32-4
1900.....L	20-6
1901.....T	0-0
1901.....W	16-0
1902.....T	6-6
1904.....L	11-0
1911.....L	6-0
1912.....W	19-13
1913.....W	27-7
1914.....L	14-7
1915.....W	27-6
1916.....W	32-0
1919.....L	7-0
1920.....W	7-6
1922.....W	15-0
1923.....W	14-0
1933.....W	3-0
1934.....W	27-0
1945.....W	13-7
1945.....L	16-7
1946.....W	26-7
1947.....W	20-0
1948.....W	28-7
1949.....W	14-7
1950.....W	41-7
1952.....W	14-6
1983.....T	13-13
1985.....W	27-7
1986.....W	37-20
1989.....W	31-0
1991.....W	20-17
1992.....L	17-13
1995.....W	33-14
1996.....L	3-24

CITADEL (1-0-0) 1949.....W 44-0

CLEMSON (8-4-0)

1925.....W	19-6
1929.....W	44-6

1934.....W	7-0
1936.....W	7-6
1938.....L	0-14
1952.....W	27-14
1971.....W	13-10
1981.....L	3-21
1982.....L	6-24
1985.....W	26-7
1993.....L	13-14
2006.....W	28-20

COMPANY H OF 8TH MASS. (1-0-0) 1898.....W 59-0

CONNECTICUT (1-0-0) 1999.....W 45-14

CUMBERLAND (1-0-0) 1905.....W 12-0

CYNTHIANA (2-0-0) 1903.....W 39-0 1905.....W 52-0

DAYTON (1-0-0) 1950.....W 40-0

DEPAUW (0-1-0) 1895.....L 0-18

DETROIT (4-0-0) 1959.....W 32-7 1962.....W 27-8 1963.....W 35-18 1964.....W 13-6

DUKE (0-4-0) 1930.....L 7-14 1931.....L 0-7 1932.....L 0-13 1933.....L 7-14

EARLHAM (3-0-0) 1913.....W 28-10 1914.....W 81-3 1915.....W 54-13

EAST CAROLINA (1-0-0) 1993.....W 6-3

EAST KENTUCKY (2-0-0) 1998.....W 52-7 2007.....W 50-10

EAST TENNESSEE STATE (1-0-0) 1985.....W 23-13

EMINENCE A.C. (1-0-0) 1906.....W 48-0

EVANSVILLE (1-0-0) 1947.....W 36-0

FLORIDA (17-41-0) SEE PAGES 182-183

FLORIDA ATLANTIC (1-0-0) 2007.....W 45-17

FLORIDA STATE (4-1-1) 1960.....W 23-0 1961.....W 20-0 1962.....T 0-0 1964.....L 6-48 1965.....W 26-24 2007.....W 35-28

FRANKFORT A.C. (1-0-0) 1895.....W 10-0

GEORGETOWN (KY) (23-1-0)

1891.....W	8-2
1893.....W	80-0
1894.....W	40-6
1895.....L	0-10
1896.....W	16-0
1897.....W	20-4
1898.....W	28-0
1899.....W	34-0
1900.....W	12-0
1901.....W	17-0
1902.....W	28-0
1903.....W	51-0
1904.....W	35-0
1906.....W	19-0
1907.....W	38-0
1909.....W	22-6
1910.....W	37-0
1911.....W	18-0
1918.....W	21-3

1919.....W	12-0
1921.....W	33-0
1922.....W	40-6
1923.....W	35-0
1924.....W	42-0

GEORGE WASHINGTON (3-0-0) 1940.....W 24-0 1942.....W 27-6 1951.....W 47-13

GEORGIA (11-48-2) SEE PAGES 182-183

GEORGIA TECH (7-11-1)

1923.....T	3-3
1932.....W	12-6
1933.....W	7-6
1935.....W	25-6
1936.....L	0-34
1937.....L	0-32
1938.....L	18-19
1939.....L	6-13
1940.....W	26-7
1941.....L	13-20
1942.....L	7-47
1950.....W	28-14
1951.....L	7-13
1954.....W	13-6
1956.....L	6-14
1957.....L	0-13
1958.....W	13-0
1959.....L	12-14
1960.....L	13-23

HANDOVER (2-0-0) 1907.....W 40-0 1912.....W 64-0

HAWAII' (1-0-0) 1958.....W 51-0

HOUSTON (0-2-0) 1965.....L 21-38 1966.....L 18-56

IDAHO STATE (1-0-0) 2005.....W 41-29

ILLINOIS (1-1-0) 1909.....W 6-2 1913.....L 0-21

INDIANA (17-18-1)

1893.....T	24-24
1904.....W	12-0
1905.....L	0-29
1918.....W	24-7
1919.....L	0-24
1926.....L	6-14
1927.....L	0-21
1967.....L	10-12
1969.....L	30-58
1971.....L	8-26
1972.....L	34-35
1973.....L	3-17
1974.....W	28-22
1979.....L	10-18
1980.....L	30-36
1983.....W	24-13
1984.....W	48-14
1987.....W	34-15
1988.....L	15-36
1989.....W	17-14
1990.....L	24-45
1991.....L	10-13
1992.....W	37-25
1993.....L	8-24
1994.....L	29-59
1995.....W	17-10
1996.....W	3-0
1997.....W	49-7
1998.....W	31-27
1999.....W	44-35
2000.....W	41-34
2001.....L	15-26
2002.....W	27-17
2003.....W	34-17
2004.....W	51-32
2005.....L	14-38

160TH INDIANA (1-0-0) 1898.....W 17-0

JEFFERSONVILLE A.C. (1-0-0) 1894.....W 64-0

KANSAS (0-3-1) 1975.....L 10-14 1976.....L 16-37

1981.....L	16-21
1982.....T	13-13

KANSAS STATE (3-1-0) 1961.....W 21-8 1970.....W 16-3 1982.....L 9-23 1983.....W 31-12

KENT STATE (6-0-0) 1984.....W 42-0 1986.....W 37-12 1988.....W 38-14 1991.....W 24-6 1993.....W 35-0 2007.....W 56-20

KENTUCKY MILITARY (4-0-0) 1903.....W 18-0 1904.....W 11-0 1905.....W 12-4 1906.....W 16-11

KENTUCKY WESLEYAN (5-1-0) 1897.....L 0-4 1907.....W 17-0 1909.....W 18-0 1910.....W 42-0 1921.....W 68-0 1927.....W 13-7

LEXINGTON A.C. (0-1-0) 1896.....L 10-10

LEXINGTON HIGH SCHOOL (1-0-0) 1911.....W 17-0

LOUISIANA-MONROE (NE LA) (2-1-0) 1994.....L 14-21 1997.....W 49-14 2006.....W 42-40

LOUISIANA STATE (16-38-1) 1949.....W 19-0 1950.....W 14-0 1952.....L 7-34 1953.....T 6-6 1954.....W 7-6 1955.....L 7-13 1956.....W 14-0 1957.....L 0-21 1958.....L 7-32 1959.....L 0-9 1960.....W 3-0 1961.....L 14-24 1962.....L 0-7 1963.....L 7-28 1964.....L 7-27 1965.....L 21-31 1966.....L 0-30 1967.....L 7-30 1968.....L 3-13 1969.....L 10-37 1970.....L 7-14 1971.....L 13-17 1972.....L 0-10 1973.....L 21-28 1974.....W 20-13 1975.....L 14-17 1976.....W 21-7 1977.....W 33-13 1978.....L 0-21 1979.....L 13-23 1980.....L 10-17 1981.....L 10-24 1982.....L 10-34 1983.....W 21-13 1984.....L 10-36 1985.....L 0-10 1986.....L 16-25 1987.....L 3-34 1988.....L 12-15 1989.....W 27-21 1990.....L 20-30 1991.....L 26-29 1992.....W 27-25 1993.....W 35-17 1994.....L 13-17 1995.....W 24-16 1996.....L 14-41 1997.....L 28-63 1998.....W 39-36 1999.....W 31-5 2000.....L 0-34 2001.....L 25-29 2002.....L 30-33



2006.....L.....0-49
 2007.....W.....43-37 (3-0-1)
 (0-1)

LOUISVILLE (11-9-0)
 SEE PAGES 182-183

LOUISVILLE A.C. (3-1-0)

1892.....W	14-10
1895.....W	16-10
1896.....L	4-30
1898.....W	16-0

LOUISVILLE YMCA (2-2-0)

1900.....W	12-6
1900.....W	12-0
1901.....L	0-11
1902.....L	0-17

MANHATTAN (1-1-0)

1936.....L	7-13
1937.....W	19-0

MANUAL HIGH SCHOOL (1-0-0)

1907.....W	30-0
------------	------

MARIETTA (1-1-0)

1903.....W	11-5
1906.....L	0-16

MARQUETTE (2-1-0)

1945.....L	13-19
1946.....W	35-0
1948.....W	25-0

MARSHALL (6-0-0)

1905.....W	53-0
1912.....W	12-0
1921.....W	28-0
1922.....W	16-0
1923.....W	41-0
1960.....W	55-0

MARYLAND (2-3-2)

1931.....T	6-6
1954.....L	0-20
1956.....W	14-0
1975.....T	10-10
1976.....L	14-24
1978.....L	3-20
1979.....W	14-7

MARYVILLE (19-0-1)

1907.....W	5-2
1908.....W	18-0
1910.....W	12-5
1911.....W	13-0
1912.....W	34-0
1914.....W	80-0
1917.....W	19-0
1920.....W	31-0
1923.....W	28-0
1925.....W	13-6
1926.....W	25-0
1927.....T	6-6
1929.....W	40-0
1930.....W	57-0
1931.....W	19-0
1933.....W	46-2
1934.....W	26-0
1935.....W	60-0
1936.....W	54-3
1938.....W	46-7

MEMPHIS (4-0-0)

1953.....W	20-7
1954.....W	33-7
1955.....W	41-7
1957.....W	53-7

MIAMI (FLA.) (5-3-0)

1948.....W	25-5
1949.....W	21-6
1951.....W	32-0
1952.....W	29-0
1959.....W	22-3
1961.....L	7-14
1962.....L	17-25
1963.....L	14-20

MIAMI (OHIO) (6-4-1)

1894.....W	28-6
1899.....W	18-5
1902.....W	11-5
1903.....W	47-0
1911.....W	12-0
1912.....L	8-13
1917.....T	0-0
1920.....L	0-14
1974.....L	10-14
1979.....L	14-15
1991.....W	23-20

MICHIGAN (0-1-0)

1908.....L.....0-62
MICHIGAN STATE (2-2-0)
 1944.....L.....0-2
 1945.....L.....6-7
 1946.....W.....39-14
 1947.....W.....7-6

MIDDLE TENNESSEE (1-0-0)
 SEE PAGES 182-183

MISSISSIPPI (OLE MISS) (13-26-1)

1965.....W	7-0
1944.....W	27-7
1945.....L	7-21
1946.....W	20-6
1947.....L	7-14
1948.....L	20-7
1949.....W	47-0
1950.....W	27-0
1951.....L	17-21
1952.....Tied	13-13
1953.....L	6-22
1954.....L	9-28
1955.....W	28-0
1956.....L	7-37
1957.....L	0-15
1958.....L	6-27
1959.....L	0-16
1960.....L	6-21
1961.....L	6-20
1962.....L	0-14
1963.....L	7-31
1964.....W	27-21
1965.....W	16-7
1966.....L	0-17
1967.....L	13-26
1968.....L	14-30
1969.....W	10-9
1970.....L	17-20
1971.....L	20-34
1978.....W	24-17
1979.....W	14-3
1986.....L	13-33
1987.....W	35-6
1990.....L	29-35
1991.....L	14-35
1992.....L	14-24
1993.....W	21-0
2000.....L	17-35
2001.....L	31-42
2005.....L	7-13
2006.....W	31-14

MISSISSIPPI STATE (20-15-0)
 SEE PAGES 182-183

MISSOURI (2-0-0)

1965.....W	7-0
1968.....W	12-6

MOONEY SCHOOL (0-1-0)

1902.....L	0-23
------------	------

MORRIS HARVEY (2-0-0)

1907.....W	29-0
1911.....W	12-0

MURRAY STATE (1-0-0)

2003.....W	37-6
------------	------

NASHVILLE U. (0-1-0)

1902.....L	0-11
------------	------

NEWCASTLE A.C. (1-0-0)

1898.....W	36-0
------------	------

NORFOLK STATE (0-0-0)
 FIRST MEETING IN 2008

NORTH CAROLINA (5-5-0)

1910.....W	11-0
1934.....L	0-6
1966.....W	10-0
1970.....L	10-20
1972.....L	20-31
1973.....L	10-16
1976.....W	21-0
1977.....W	10-7
1989.....W	13-6
1990.....L	13-16

NORTH CAROLINA STATE (1-1-0)

1909.....L	6-15
1970.....W	27-2

NORTH DAKOTA (1-0-0)

1950.....W	83-0
------------	------

NORTH TEXAS STATE (3-0-0)

1950.....W	25-0
1981.....W	28-6
1984.....W	31-7

NORTHWESTERN (0-1-0)

1928.....L.....0-7
OGLETHORPE (2-0-0)
 1938.....W.....66-0
 1939.....W.....58-0

OHIO NORTHERN (1-0-0)

1913.....W	21-0
------------	------

OHIO STATE (0-3-0)

1895.....L	6-8
1919.....L	0-49
1935.....L	6-19

OHIO UNIVERSITY (3-2-0)

1910.....W	12-0
1971.....L	6-35
1987.....W	28-0
2003.....W	35-14
2004.....L	16-28

OKLAHOMA (1-2-0)

1951.....W	13-7
1980.....L	7-29
1982.....L	8-29

OREGON STATE (2-0-0)

1968.....W	35-34
1976.....W	38-13

PARIS A.C. (1-0-0)

1904.....W	28-0
------------	------

PENN STATE (2-3-0)

1975.....L	3-10
1976.....W	22-6
1977.....W	24-20
1978.....L	0-30
1998.....L	14-26

PURDUE (1-2-0)

1895.....L	0-32
1914.....L	6-40
1915.....W	7-0

D. & C. R.R. (LEX) (1-0-0)

1902.....W	22-0
------------	------

RICE (2-0-0)

1953.....W	19-13
1955.....W	20-16

ROSE POLY (2-0-0)

1908.....W	12-0
1909.....W	43-0

RUTGERS (2-2-1)

1884.....W	27-14
1986.....T	16-16
1987.....L	18-19
1989.....W	33-26
1990.....L	8-24

St. MARY'S (1-0-0)

1909.....W	29-0
------------	------

St. LOUIS (0-2-0)

1905.....L	0-82
1910.....L	0-9

SANTA CLARA (0-1-0)

1950.....L	13-21
------------	-------

SEWANEE (7-3-3)

1908.....L	0-12
1915.....T	7-7
1916.....T	0-0
1917.....L	0-7
1919.....W	6-0
1920.....T	6-6
1921.....L	0-6
1922.....W	7-0
1924.....W	7-0
1925.....W	14-0
1930.....W	37-0
1932.....W	18-0
1933.....W	7-0

SMU (0-1-0)

1949.....L	7-20
------------	------

SPU (SOUTHWESTERN) (3-0-0)

1920.....W	62-0
1934.....W	33-0
1941.....W	33-19

SOUTH CAROLINA (6-12-1)
 SEE PAGES 182-183

SOUTHERN ILLINOIS (1-0-0)

1988.....W	24-10
------------	-------

SOUTHERN MISSISSIPPI (2-0-0)

1949.....W	71-7
1986.....W	32-0

SOUTH FLORIDA (1-0-0)

2000.....W	27-9
------------	------

SYRACUSE (0-1-0)

1999.....L	13-20
------------	-------

TENNESSEE (23-71-9)
 SEE PAGES 182-183

TENNESSEE TECH (1-0-0)

1951.....W	72-13
------------	-------

TEXAS (0-1-0)

1951.....L	6-7
------------	-----

TEXAS A&M (1-1-0)

1952.....W	10-7
1953.....L	6-7

TEXAS CHRISTIAN (TCU) (1-0-0)

1952.....W	20-7
------------	------

TEXAS-EL PASO (1-0-0)

1881.....W	77-17
------------	-------

TEXAS STATE (1-0-0)

2006.....W	41-7
------------	------

TRANSYLVANIA (14-6-1)

1881.....W	72-1
1881.....L	1-2
1881.....L	2.2-3.7
1891.....L	Called
1892.....T	0-0
1892.....W	10-4
1893.....W	28-0
1893.....W	38-28
1894.....W	44-0
1895.....W	26-0
1896.....W	36-6
1897.....W	8-6
1898.....W	18-0
1899.....W	23-6
1900.....W	12-0
1901.....L	0-27
1902.....L	5-6
1903.....L	0-17
1904.....W	21-4
1907.....W	5-0
1909.....W	77-0
1911.....L	5-12

TULANE (9-6-0)

1910.....W	10-3
1932.....L	3-6
1933.....L	0-34
1934.....L	7-20
1935.....L	13-20
1951.....W	37-0
1952.....W	27-6
1972.....L	7-18
1973.....W	34-7
1974.....W	30-7
1975.....W	23-10
1980.....L	22-24
1983.....W	26-14
1984.....W	30-26
1985.....W	16-11

UTAH STATE (2-1-0)

1970.....L	6-35
1980.....W	17-10
1987.....W	41-0

VANDERBILT (39-37-4)
 SEE PAGES 182-183

VILLANOVA (7-1-1)

1947.....W	24-14
1948.....T	13-13
1950.....W	34-7
1951.....W	35-13
1952.....L	6-25
1953.....W	19-0
1954.....W	28-3
1955.....W	28-0
1972.....W	25-7

VIRGINIA (1-0-0)

1930.....W	47-0
------------	------

VMI (12-4-0)

1892.....L	0-34
1912.....L	2-3
1921.....W	14-7
1924.....L	3-10
1925.....W	7-0
1926.....L	9-10
1927.....W	25-0
1928.....W	18-6
1929.....W	23-12
1930.....W	26-0
1931.....W	20-12

1932.....W.....23-0
 1933.....W.....21-6
 1936.....W.....38-0
 1939.....W.....21-0
 1944.....W.....26-2

VIRGINIA TECH (11-6-2)

1926.....T	13-13
1931.....W	20-6
1932.....L	0-7
1941.....W	37-14
1942.....T	21-21
1963.....W	33-14
1966.....L	0-7
1967.....L	14-24
1969.....W	7-6
1971.....W	33-27
1973.....W	31-26
1974.....W	38-7
1975.....W	27-8
1977.....W	32-0
1978.....W	28-0
1981.....L	3-29
1982.....L	3-29
1986.....L	15-17
1987.....W	14-7

WASHINGTON & LEE (9-7-2)

1899.....T	0-0
1899.....W	6-0
1923.....T	6-6
1924.....L	7-10
1925.....L	0-25
1926.....L	13-14
1927.....L	0-25
1928.....W	6-0
1929.....W	20-6
1930.....W	33-14
1931.....W	45-0
1932.....W	53-7
1933.....L	0-7
1934.....L	0-7
1936.....W	39-7
1937.....W	41-6
1938.....L	

ALL-TIME SERIES SCORES VS. 2008 OPPONENTS

LOUISVILLE

AWAY, AUG. 31

KENTUCKY LEADS THE SERIES, 11-9

Year	UK Record	UofL Record	Site	Score
1912	3-1-0	2-0-0	Lexington	Kentucky, 41-0
1913	5-1-0	5-0-0	Louisville	Kentucky, 20-0
1914	4-2-0	0-3-0	Lexington	Kentucky, 42-0
1915	3-1-1	1-2-1	Louisville	Kentucky, 15-0
1922	2-0-0	0-2-0	Lexington	Kentucky, 73-0
1924	0-0-0	0-0-0	Lexington	Kentucky, 29-0
1994	0-0-0	0-0-0	Lexington	Kentucky, 20-14
1995	0-0-0	0-0-0	Lexington	Louisville, 13-10
1996	0-0	0-0	Lexington	Louisville, 38-14
1997	0-0	0-0	Lexington	Kentucky, 38-24
1998	0-0	0-0	Louisville	Kentucky, 68-34
1999	0-0	0-0	Lexington	Louisville, 56-28
2000	0-0	0-0	Louisville	Lou, 40-34 (1 OT)
2001	0-0	1-0	Lexington	Louisville, 36-10
2002	0-0	0-0	Louisville	Kentucky, 22-17
2003	0-0	0-0	Lexington	Louisville, 40-24
2004	0-0	0-0	Louisville	Louisville, 28-0
2005	0-0	0-0	Lexington	Louisville, 31-24
2006	0-0	0-0	Louisville	Louisville, 59-28
2007	2-0	2-0	Lexington	Kentucky, 40-34

Series Information

First Meeting: 1912, Kentucky 41-0 (Lexington)
 Last Meeting: 2007, Kentucky 40-34 (Lexington)
 Current Streak: Kentucky has won one in a row at Lexington; Kentucky leads 4-3 at Louisville; Kentucky leads 4-3

NORFOLK STATE

HOME, SEPT. 6

First meeting

MIDDLE TENNESSEE

HOME, SEPT. 13

KENTUCKY LEADS THE SERIES, 1-0

Year	UK Record	MTSU Record	Site	Score
2002	3-0	0-2	Lexington	Kentucky, 44-22

Series Information

First Meeting: 2002, Kentucky 44-22 (Lexington)
 Last Meeting: 2002, Kentucky 44-22 (Lexington)
 Current Streak: Kentucky has won one in a row at Lexington; Kentucky leads 1-0 at Murfreesboro; No meetings

WESTERN KENTUCKY

HOME, SEPT. 27

First meeting

ALABAMA

AWAY, OCT. 4

ALABAMA LEADS THE SERIES, 33-2-1

Year	UK Record	UA Record	Site	Score
1917	2-4-1	4-1-1	Lexington	Alabama, 27-0
1922	5-2-0	4-2-1	Lexington	Kentucky, 6-0
1923	4-1-1	4-1-1	Tuscaloosa	Alabama, 16-8
1924	3-2-0	6-0-0	Tuscaloosa	Alabama, 42-7
1925	4-2-0	6-0-0	Birmingham	Alabama, 31-0
1926	2-2-1	6-0-0	Birmingham	Alabama, 14-0
1927	1-4-1	4-1-1	Birmingham	Alabama, 21-6
1928	3-2-0	3-2-0	Montgomery	Alabama, 14-0
1929	5-0-0	4-2-0	Montgomery	Alabama, 24-13
1930	4-0-0	5-0-0	Lexington	Alabama, 19-0
1931	3-0-1	4-1-0	Tuscaloosa	Alabama, 9-7
1932	4-1-0	4-1-0	Lexington	Alabama, 12-7
1933	4-2-0	3-1-1	Birmingham	Alabama, 20-17
1934	4-2-0	5-0-0	Lexington	Alabama, 34-14
1935	3-2-0	3-1-1	Birmingham	Alabama, 13-0
1936	5-1-0	5-0-0	Lexington	Alabama, 14-0
1937	3-2-0	5-0-0	Tuscaloosa	Alabama, 41-0
1938	2-3-0	4-1-0	Lexington	Alabama, 26-6
1939	5-0-0	4-1-0	Birmingham	Tied, 7-7
1940	4-0-2	3-1-0	Lexington	Alabama, 25-0
1941	4-1-0	4-1-0	Tuscaloosa	Alabama, 30-0
1942	2-2-1	4-0-0	Lexington	Alabama, 14-0
1944	2-3-0	2-0-2	Montgomery	Alabama, 41-0
1945	1-5-0	5-0-0	Louisville	Alabama, 60-19
1946	4-1-0	4-1-0	Montgomery	Alabama, 21-7
1947	5-1-0	4-2-0	Lexington	Alabama, 13-0
1972	1-0-0	1-0-0	Birmingham	Alabama, 35-0
1973	1-0-0	1-0-0	Lexington	Alabama, 28-14
1980	2-2-0	3-0-0	Birmingham	Alabama, 45-0
1981	1-0-0	1-1-0	Lexington	Alabama, 19-10
1988	2-2-0	2-0-0	Lexington	Alabama, 31-27

1989	2-0-0	1-0-0	Tuscaloosa	Alabama, 15-3
1996	1-3	4-0	Tuscaloosa	Alabama, 35-7
1997	2-2	3-1	Lexington	Ky, 40-34 (OT)
2003	1-1	1-1	Tuscaloosa	Alabama, 27-17
2004	1-3	3-2	Lexington	Alabama, 45-17

Series Information

First Meeting: 1917, Alabama 27-0 (Lexington)
 Last Meeting: 2004, Alabama 45-17 (Lexington)
 Current Streak: Alabama has won two in a row at Lexington; Alabama leads 13-2-0 at Louisville; Alabama leads 8-0 at Tuscaloosa; Alabama leads 7-0-1 at Birmingham; Alabama leads 4-0 at Montgomery; Alabama leads 4-0

SOUTH CAROLINA

HOME, OCT. 11

USC LEADS THE SERIES, 12-6-1

Year	UK Record	USC Record	Site	Score
1937	3-3-0	3-3-1	Lexington	Kentucky, 27-7
1978	0-0-0	1-0-0	Columbia	Tied, 14-14
1981	1-3-0	2-3-0	Lexington	S. Carolina, 28-14
1992	2-1-0	0-3-0	Lexington	Kentucky, 13-9
1993	1-2-0	2-1-0	Columbia	Kentucky, 21-17
1994	1-2-0	2-1-0	Lexington	S. Carolina, 23-9
1995	1-2-0	1-2-0	Columbia	Kentucky, 35-30
1996	1-4	2-3	Lexington	S. Carolina, 25-14
1997	2-3	2-3	Columbia	S. Carolina, 38-24
1998	3-2	1-4	Lexington	Kentucky, 33-28
1999	3-2	0-5	Columbia	Kentucky, 30-10
2000	2-3	4-1	Lexington	S. Carolina, 20-17
2001	1-3	4-0	Columbia	S. Carolina, 42-6
2002	4-1	4-2	Lexington	S. Carolina, 16-12
2003	2-3	3-2	Columbia	S. Carolina, 27-21
2004	1-3	4-2	Lexington	S. Carolina, 12-7
2005	1-3	2-3	Columbia	S. Carolina, 44-16
2006	3-2	3-2	Lexington	S. Carolina, 24-17
2007	5-0	4-1	Columbia	S. Carolina, 38-23

Series Information

First Meeting: 1937, Kentucky 27-7 (Lexington)
 Last Meeting: 2007, S. Carolina 38-23 (Columbia)
 Current Streak: S. Carolina has won eight games at Lexington; S. Carolina leads 7-3-0 at Columbia; S. Carolina leads 5-3-1

ARKANSAS

HOME, OCT. 18

KENTUCKY LEADS THE SERIES, 3-2

Year	UK Record	UA Record	Site	Score
1998	3-1	3-0	Little Rock	Arkansas, 27-20
1999	2-2	2-1	Lexington	Kentucky, 31-20
2002	4-2	3-2	Fayetteville	Kentucky, 29-17
2003	4-4	4-3	Lexington	Ark, 71-63 (7 OT)
2007	3-0	1-1	Fayetteville	Kentucky, 42-29

Series Information

First Meeting: 1998, Arkansas 27-20 (Little Rock)
 Last Meeting: 2007, Kentucky 42-29 (Fayetteville)
 Current Streak: Kentucky has won one game at Lexington; Tied 1-1 at Fayetteville; Kentucky leads 2-0 at Little Rock; Arkansas leads 1-0

FLORIDA

AWAY, OCT. 25

FLORIDA LEADS THE SERIES, 41-17

Year	UK Record	UF Record	Site	Score
1917	2-5-1	2-3-0	Lexington	Kentucky, 52-0
1926	1-2-0	1-3-0	Jacksonville	Kentucky, 18-13
1927	1-1-1	2-1-0	Jacksonville	Florida, 27-6
1931	4-2-2	2-5-2	Jacksonville	Kentucky, 7-2
1935	3-3-0	1-4-0	Lexington	Kentucky, 15-6
1936	4-1-0	2-1-0	Lexington	Kentucky, 7-0
1937	4-5-0	3-7-0	Gainesville	Florida, 6-0
1948	3-3-1	4-3-0	Lexington	Kentucky, 34-15
1949	7-1-0	4-2-1	Tampa	Kentucky, 35-0
1950	7-0-0	5-1-0	Lexington	Kentucky, 40-6
1951	3-3-0	4-2-0	Gainesville	Kentucky, 14-6

1952	5-3-2	6-3-0	Gainesville	Florida, 27-0
1953	0-2-0	0-1-1	Lexington	Kentucky, 26-13
1954	2-2-0	2-2-0	Gainesville	Florida, 21-7
1955	2-2-1	3-2-0	Lexington	Kentucky, 10-7
1956	0-2-0	1-0-1	Gainesville	Kentucky, 17-8
1957	0-2-0	1-0-0	Lexington	Florida, 14-7
1967	2-6-0	5-2-0	Gainesville	Florida, 28-12
1968	3-5-0	4-3-1	Lexington	Florida, 16-14
1969	2-6-0	6-1-1	Gainesville	Florida, 31-6
1970	2-7-0	6-3-0	Tampa	Florida, 24-13
1971	3-6-0	2-7-0	Gainesville	Florida, 35-24
1972	3-6-0	3-4-0	Gainesville	Florida, 40-0
1973	5-4-0	4-4-0	Gainesville	Florida, 20-18
1974	5-4-0	7-2-0	Lexington	Kentucky, 41-24
1975	2-6-1	7-2-0	Gainesville	Florida, 48-7
1976	6-3-0	6-2-0	Lexington	Kentucky, 28-9
1977	8-1-0	4-3-1	Gainesville	Kentucky, 14-7
1978	4-4-1	3-5-0	Lexington	Florida, 18-16
1979	4-5-0	0-7-1	Gainesville	Kentucky, 31-3
1980	3-6-0	6-2-0	Lexington	Florida, 17-15
1981	2-7-0	5-4-0	Gainesville	Florida, 33-12
1982	0-8-1	5-3-0	Lexington	Florida, 39-13
1983	6-2-1	6-2-1	Gainesville	Florida, 24-7
1984	7-2-0	7-1-1	Lexington	Florida, 25-17
1985	5-4-0	7-1-1	Gainesville	Florida, 15-13
1986	4-4-1	5-4-0	Lexington	Kentucky, 10-3
1987	5-4-0	5-4-0	Gainesville	Florida, 27-14
1988	5-4-0	5-4-0	Lexington	Florida, 24-19
1989	6-3-0	6-3-0	Gainesville	Florida, 38-28
1990	4-5-0	8-1-0	Lexington	Florida, 47-15
1991	3-6-0	8-1-0	Gainesville	Florida, 35-26
1992	1-0-0	0-0-0	Gainesville	Florida, 35-19
1993	1-0-0	1-0-0	Lexington	Florida, 24-20
1994	1-0-0	1-0-0	Gainesville	Florida, 73-17
1995	0-1-0	1-0-0	Lexington	Florida, 42-7
1996	1-2	3-0	Gainesville	Florida, 65-0
1997	2-1	3-0	Lexington	Florida, 55-28
1998	3-0	2-1	Gainesville	Florida, 51-35
1999	2-1	3-0	Lexington	Florida, 38-10
2000	2-1	3-0	Gainesville	Florida, 59-31
2001	1-1	2-0	Lexington	Florida, 44-10
2002	4-0	3-1	Gainesville	Florida, 41-34
2003	2-2	2-2	Lexington	Florida, 24-21
2004	1-1	1-1	Gainesville	Florida, 20-3
2005	1-2	3-0	Lexington	Florida, 49-28
2006	2-1	3-0	Gainesville	Florida, 26-7
2007	6-1	4-2	Lexington	Florida, 45-37

Series Information

First Meeting: 1917, Kentucky 52-0 (Lexington)
 Last Meeting: 2007, Florida 45-37 (Lexington)
 Current Streak: Florida has won last 201 meetings at Lexington; Florida leads 16-10 at Gainesville; Florida leads 23-4 at Nashville; Kentucky leads 3-2

MISSISSIPPI STATE

AWAY, NOV. 1

KENTUCKY LEADS THE SERIES, 10-15

Year	UK Record	MSU Record	Site	Score
1914	2-0-0	2-0-0	Lexington	Kentucky, 19-13
1915	2-0-0	1-0-1	Starkville	MSU, 12-0
1916	3-1-1	3-3-0	Lexington	Kentucky, 13-3
1917	2-3-1	3-1-0	Starkville	MSU, 14-0
1944	2-4-0	4-0-0	Memphis	MSU, 26-0
1950	8-0-0	3-3-0	Starkville	Kentucky, 48-21
1951	1-3-0	2-1-0	Lexington	Kentucky, 27-0
1952	1-2-1	2-1-0	Starkville	MSU, 27-14
1953	1-2-1	3-0-1	Lexington	Kentucky, 32-13
1955	2-1-1	3-1-0	Lexington	MSU, 20-14
1958	2-4-0	3-2-0	Lexington	Kentucky, 33-12
1972	1-2-0	2-2-0	Lexington	Kentucky, 17-13
1973	1-2-0	2-0-1	Jackson	Kentucky, 42-14
1976	3-1-0	3-1-0	Jackson	Kentucky, F1-0
1977	3-1-0	3-1-0	Lexington	Kentucky, 23-7
1984	4-0-0	3-2-0	Starkville	Kentucky, 17-13
1985	3-1-0	4-1-0	Lexington	Kentucky, 33-19
1990	1-4-0	2-2-0	Lexington	Kentucky, 17-15
1991	2-2-0	3-2-0	Starkville	MSU, 31-6
1992	4-3-0	5-2-0	Lexington	MSU, 37-36
1993	4-3-0	2-4-1	Starkville	Kentucky, 26-17
1994	1-6-0	5-2-0	Lexington	MSU, 47-7
1995	3-4-0	2-5-0	Starkville	MSU, 42-32
1996	2-6	3-4	Lexington	Kentucky, 24-21
1997	1-0	1-0	Starkville	MSU, 35-27
1998	5-3	5-2	Lexington	Kentucky, 37-35
1999	5-3	7-0	Starkville	MSU, 23-22
2000	2-5	5-2	Lexington	MSU, 35-17
2001	1-6	1-5	Starkville	MSU, 17-14
2002	5-3	4-4	Starkville	Kentucky, 45-24
2003	3-5	2-5	Lexington	Kentucky, 42-17
2004	1-6	2-5	Starkville	MSU, 22-7



In 1986, Bill Ransdell completed 20-of-23 passes in leading Kentucky to a 10-3 win over Florida.

2005	1-5	2-5	Lexington	Kentucky, 13-7
2006	3-4	2-6	Starkville	Kentucky, 34-31
2007	6-2	4-4	Lexington	MSU, 31-14

Series Information

First Meeting: 1914, Kentucky 19-13 (Lexington)
 Last Meeting: 2007, MSU 31-14 (Lexington)
 Current Streak: MSU has won one in a row
 at Lexington: Kentucky leads 12-5
 at Starkville: MSU leads 9-6
 at Jackson: Kentucky leads 2-0 (includes forfeit)
 Neutral Sites: MSU leads 1-0

GEORGIA

HOME, NOV. 8

GEORGIA LEADS THE SERIES, 48-11-2

Year	UK Record	UG Record	Site	Score
1939	3-0-0	1-2-0	Louisville	Kentucky, 13-6
1940	4-0-1	2-2-0	Athens	Tied, 7-7
1942	0-0-0	0-0-0	Louisville	Georgia, 7-6
1944	1-2-0	1-1-0	Athens	Georgia, 13-12
1945	1-2-0	3-0-0	Lexington	Georgia, 48-6
1946	3-0-0	2-0-0	Athens	Georgia, 28-13
1947	2-1-0	2-1-0	Lexington	Kentucky, 26-0
1948	1-1-0	1-1-0	Athens	Georgia, 35-12
1949	3-0-0	2-1-0	Lexington	Kentucky, 25-0
1956	2-3-0	2-2-1	Athens	Kentucky, 14-7
1957	0-5-0	1-4-0	Lexington	Georgia, 33-4
1958	2-3-0	1-3-0	Athens	Georgia, 28-0
1959	1-4-0	1-1-0	Lexington	Georgia, 14-7
1960	2-3-0	3-2-0	Lexington	Georgia, 17-13
1961	2-3-0	2-3-0	Athens	Georgia, 16-15
1962	1-3-1	2-2-1	Athens	Tied, 7-7
1963	2-3-0	3-1-1	Lexington	Georgia, 17-14
1964	3-2-0	2-2-1	Athens	Georgia, 21-7
1965	3-2-0	4-1-0	Lexington	Kentucky, 28-10
1966	2-3-0	4-1-0	Athens	Georgia, 27-15
1967	0-5-0	4-1-0	Lexington	Georgia, 31-7
1968	2-3-0	4-0-1	Lexington	Georgia, 35-14
1969	2-3-0	4-1-0	Athens	Georgia, 30-0
1970	1-5-0	2-3-0	Lexington	Georgia, 19-3
1971	1-5-0	6-0-0	Athens	Georgia, 34-0
1972	2-4-0	4-2-0	Lexington	Georgia, 13-7
1973	2-4-0	3-2-1	Athens	Kentucky, 12-7
1974	3-3-0	4-2-0	Lexington	Georgia, 24-20
1975	1-4-1	4-2-0	Athens	Georgia, 21-13
1976	5-1-0	5-1-0	Lexington	Georgia, 31-17
1977	5-1-0	4-2-0	Athens	Kentucky, 33-0
1978	2-3-1	5-1-0	Lexington	Georgia, 17-16
1979	2-4-0	3-3-0	Athens	Georgia, 20-6
1980	2-4-0	6-0-0	Lexington	Georgia, 27-0
1981	1-5-0	5-1-0	Athens	Georgia, 21-0
1982	0-5-1	6-0-0	Lexington	Georgia, 27-14
1983	5-1-0	5-0-1	Athens	Georgia, 47-21
1984	5-1-0	5-1-0	Lexington	Georgia, 37-7
1985	4-2-0	4-1-1	Athens	Georgia, 26-6
1986	3-2-1	4-2-0	Lexington	Georgia, 31-9
1987	4-2-0	5-2-0	Athens	Georgia, 17-14
1988	2-4-0	5-1-0	Lexington	Kentucky, 16-10
1989	4-2-0	3-3-0	Athens	Georgia, 34-23
1990	2-5-0	4-3-0	Lexington	Kentucky, 26-24
1991	2-4-0	5-2-0	Athens	Georgia, 49-27
1992	4-2-0	6-1-0	Lexington	Georgia, 40-7
1993	4-2-0	3-4-0	Athens	Georgia, 33-28
1994	1-5-0	4-3-0	Lexington	Georgia, 34-30
1995	3-3-0	4-3-0	Athens	Georgia, 12-3
1996	1-6	3-3	Lexington	Kentucky, 24-17
1997	4-3	5-1	Athens	Georgia, 23-13
1998	5-2	5-1	Lexington	Georgia, 28-26
1999	5-2	5-1	Athens	Georgia, 49-34
2000	2-5	5-1	Lexington	Georgia, 34-30
2001	1-5	4-1	Athens	Georgia, 43-29
2002	5-2	7-0	Lexington	Georgia, 52-24
2003	4-6	8-2	Athens	Georgia, 30-10
2004	1-7	7-1	Lexington	Georgia, 62-17
2005	3-6	7-2	Athens	Georgia, 45-13
2006	4-4	6-3	Lexington	Kentucky, 24-20
2007	7-3	8-2	Athens	Georgia, 24-13

Series Information

First Meeting: 1939, Kentucky 13-6 (Louisville)
 Last Meeting: 2007, Georgia 24-13 (Athens)
 Current Streak: Georgia has won one game
 at Lexington: Georgia leads 22-7-0
 at Athens: Georgia leads 25-3-2
 Neutral Sites: Tied 1-1-0

VANDERBILT

HOME, NOV. 15

KENTUCKY LEADS THE SERIES, 39-37-4

Year	UK Record	VU Record	Site	Score
1896	0-1-0	0-0-0	Nashville	Vanderbilt, 6-0



Greg Woods heads for the end zone for the only touchdown in Kentucky's 7-0 win over Tennessee in 1966.

1897	2-1-0	3-0-0	Nashville	Vanderbilt, 50-0
1901	0-0-0	0-0-0	Nashville	Vanderbilt, 22-0
1906	0-0-0	0-0-0	Nashville	Vanderbilt, 28-0
1907	2-0-0	0-0-0	Nashville	Vanderbilt, 40-0
1911	5-1-0	5-1-0	Nashville	Vanderbilt, 18-0
1916	2-0-0	2-0-0	Lexington	Vanderbilt, 45-0
1917	2-0-1	1-1-0	Lexington	Vanderbilt, 5-0
1918	1-0-0	0-2-0	Nashville	Vanderbilt, 33-0
1919	2-2-0	2-1-1	Lexington	Tied, 0-0
1920	2-1-1	2-2-0	Nashville	Vanderbilt, 20-0
1921	2-0-0	2-0-0	Lexington	Vanderbilt, 21-14
1922	5-1-0	5-0-1	Nashville	Vanderbilt, 9-0
1927	1-3-1	4-1-0	Nashville	Vanderbilt, 34-6
1928	3-1-0	5-0-0	Nashville	Vanderbilt, 14-7
1937	0-0-0	0-0-0	Nashville	Vanderbilt, 12-0
1938	2-0-0	2-0-0	Lexington	Vanderbilt, 14-7
1939	1-0-0	1-0-1	Nashville	Kentucky, 21-13
1940	3-0-0	1-1-0	Nashville	Tied, 7-7
1941	2-0-0	2-0-0	Lexington	Vanderbilt, 39-15
1942	2-1-0	2-0-0	Lexington	Vanderbilt, 7-6
1945	1-3-0	2-1-0	Nashville	Vanderbilt, 19-6
1946	3-1-0	3-0-0	Lexington	Kentucky, 10-7
1947	3-1-0	3-0-0	Nashville	Kentucky, 14-0
1948	1-2-0	0-2-1	Lexington	Vanderbilt, 26-7
1953	4-2-1	1-5-0	Nashville	Kentucky, 40-14
1954	4-3-0	0-5-0	Lexington	Kentucky, 19-7
1955	4-2-1	4-2-0	Nashville	Vanderbilt, 34-0
1956	4-3-0	5-2-0	Lexington	Kentucky, 7-6
1957	1-6-0	3-1-2	Nashville	Vanderbilt, 12-7
1958	3-4-0	4-1-2	Lexington	Tied, 0-0
1959	2-5-0	2-3-1	Nashville	Vanderbilt, 11-6
1960	3-4-0	2-4-0	Lexington	Kentucky, 27-0
1961	3-4-0	2-4-0	Nashville	Kentucky, 16-3
1962	1-4-2	0-7-0	Lexington	Kentucky, 7-0
1963	2-5-0	0-6-0	Nashville	Tied, 0-0
1964	3-4-0	1-4-1	Lexington	Kentucky, 22-21
1965	5-2-0	2-4-1	Nashville	Kentucky, 34-0
1966	2-4-1	1-5-0	Lexington	Kentucky, 14-10
1967	1-6-0	2-4-0	Nashville	Kentucky, 12-7
1968	3-4-0	3-3-1	Lexington	Vanderbilt, 6-0
1969	2-5-0	2-5-0	Nashville	Vanderbilt, 42-6
1970	2-6-0	2-6-0	Lexington	Vanderbilt, 18-17
1971	2-6-0	3-4-1	Nashville	Kentucky, 14-7
1972	2-6-0	3-5-0	Lexington	Kentucky, 14-13
1973	4-4-0	4-3-0	Nashville	Kentucky, 27-17
1974	4-4-0	5-2-0	Lexington	Kentucky, 38-12
1975	2-5-1	4-4-0	Nashville	Vanderbilt, 13-3
1976	5-3-0	1-6-0	Lexington	Kentucky, 14-0
1977	7-1-0	1-6-0	Nashville	Kentucky, 28-6
1978	3-4-1	1-7-0	Lexington	Kentucky, 52-3
1979	3-5-0	1-7-0	Nashville	Kentucky, 29-10
1980	2-6-0	1-7-0	Lexington	Kentucky, 31-10
1981	1-7-0	3-5-0	Nashville	Kentucky, 17-10
1982	0-7-1	4-3-0	Lexington	Vanderbilt, 23-10
1983	5-2-1	2-6-0	Nashville	Kentucky, 17-8
1984	6-2-0	5-3-0	Lexington	Kentucky, 27-18
1985	5-3-0	2-5-1	Nashville	Vanderbilt, 31-24
1986	3-4-1	1-7-0	Lexington	Kentucky, 34-22
1987	5-3-0	2-6-0	Nashville	Vanderbilt, 38-29
1988	4-4-0	3-4-0	Lexington	Kentucky, 14-13
1989	5-3-0	1-7-0	Nashville	Kentucky, 15-11
1990	3-5-0	1-6-0	Lexington	Kentucky, 28-21
1991	3-5-0	4-5-0	Nashville	Vanderbilt, 17-7
1992	4-4-0	2-5-0	Lexington	Vanderbilt, 20-7
1993	5-3-0	2-5-0	Nashville	Vanderbilt, 12-7
1994	1-7-0	4-4-0	Lexington	Vanderbilt, 24-6
1995	3-5-0	0-7-0	Nashville	Vanderbilt, 14-10
1996	3-6	2-7	Lexington	Kentucky, 25-0
1997	4-5	3-6	Nashville	Kentucky, 21-10
1998	7-3	2-7	Lexington	Kentucky, 55-17

1999	5-4	5-4	Nashville	Kentucky, 19-17
2000	2-7	2-7	Lexington	Vanderbilt, 24-20
2001	1-7	2-6	Nashville	Kentucky, 56-30
2002	6-4	2-8	Lexington	Kentucky, 41-21
2003	4-5	1-9	Nashville	Vanderbilt, 28-17
2004	1-8	2-7	Lexington	Kentucky, 14-13
2005	2-6	4-5	Nashville	Kentucky, 48-43
2006	5-4	4-6	Lexington	Kentucky, 38-26
2007	6-3	5-4	Nashville	Kentucky, 27-20

Series Information

First Meeting: 1896, Vanderbilt 6-0 (Nashville)
 Last Meeting: 2007, Kentucky 27-20 (Nashville)
 Current Streak: Kentucky has won four games
 at Lexington: Kentucky leads 21-13-2
 at Nashville: Vanderbilt leads 24-18-2

TENNESSEE

AWAY, NOV. 29

TENNESSEE LEADS SERIES, 71-23-9

Year	UK Record	UT Record	Site	Score
1893	1-0-0	0-0-0	Knoxville	Kentucky, 56-0
1899	2-0-1	1-2-0	Knoxville	Tennessee, 12-0
1901	1-5-1	2-3-1	Knoxville	Tennessee, 5-0
1906	2-2-0	1-2-0	Lexington	Kentucky, 21-0
1907	4-1-0	5-1-0	Knoxville	Tied, 0-0
1908	1-0-0	2-0-0	Knoxville	Tennessee, 7-0
1909	3-0-0	0-1-1	Lexington	Kentucky, 17-0
1910	6-0-0	2-4-0	Knoxville	Kentucky, 10-0
1911	6-3-0	3-2-0	Lexington	Kentucky, 12-0
1912	5-2-0	4-2-0	Knoxville	Kentucky, 13-6
1913	6-1-0	5-3-0	Lexington	Tennessee, 13-7
1914	5-2-0	8-0-0	Knoxville	Tennessee, 23-6
1915	5-1-1	4-3-0	Lexington	Kentucky, 6-0
1916	4-1-1	8-0-0	Knoxville	Tied, 0-0
1919	2-4-1	3-2-3	Lexington	Kentucky, 13-0
1920	3-3-1	6-2-0	Knoxville	Tennessee, 14-7
1921	4-3-0	6-2-0	Lexington	Tied, 0-0
1922	6-2-0	7-2-0	Knoxville	Tennessee, 14-7
1923	4-2-2	4-4-1	Lexington	Tennessee, 18-0
1924	3-4-0	3-4-0	Knoxville	Kentucky, 27-6
1925	5-3-0	5-1-1	Lexington	Kentucky, 23-20
1926	2-5-1	7-1-0	Knoxville	Tennessee, 6-0
1927	3-5-1	7-0-1	Lexington	Tennessee, 20-0
1928	4-3-0	8-0-0	Knoxville	Tied, 0-0
1929	6-1-0	8-0-0	Lexington	Tied, 6-6
1930	5-2-0	7-1-0	Knoxville	Tennessee, 8-0
1931	4-2-1	8-0-0	Lexington	Tied, 6-6
1932	4-4-0	7-0-1	Knoxville	Tennessee, 26-0
1933	5-4-0	6-2-0	Lexington	Tennessee, 27-0
1934	5-4-0	6-2-0	Knoxville	Tennessee, 19-0
1935	4-4-0	4-4-0	Lexington	Kentucky, 27-0
1936	6-3-0	5-2-1	Knoxville	Tennessee, 7-6
1937	4-4-0	4-3-1	Lexington	Tennessee, 13-0
1938	2-6-0	8-0-0	Knoxville	Tennessee, 46-0
1939	6-1-1	8-0-0	Lexington	Tennessee, 19-0
1940	5-2-2	8-0-0	Knoxville	Tennessee, 33-0
1941	5-3-0	6-2-0	Lexington	Tennessee, 20-7
1942	3-5-1	6-1-1	Knoxville	Tennessee, 26-0
1944	1-0-0	0-0-0	Knoxville	Tennessee, 26-13
1944	3-5-0	6-0-1	Lexington	Tennessee, 21-7
1945	2-7-0	6-1-0	Lexington	Tennessee, 14-0
1946	7-2-0	7-1-0	Knoxville	Tennessee, 7-0

1947	8-2-0	3-5-0	Lexington	Tennessee, 13-6
1948	4-3-1	4-3-1	Knoxville	Tied, 0-0
1949	8-1-0	5-2-1	Lexington	Tennessee, 6-0
1950	10-0-0	8-1-0	Knoxville	Tennessee, 7-0
1951	7-3-0	8-0-0	Lexington	Tennessee, 28-0
1952	5-3-1	7-1-0	Knoxville	Tied, 14-14
1953	6-2-1	5-2-1	Lexington	Kentucky, 27-21
1954	6-3-0	4-4-0	Knoxville	Kentucky, 14-13
1955	5-3-1	5-2-1	Lexington	Kentucky, 23-0
1956	6-3-0	8-0-0	Knoxville	Tennessee, 20-7
1957	2-7-0	6-2-0	Lexington	Kentucky, 20-6
1958	4-4-1	3-5-0	Knoxville	Kentucky, 6-2
1959	3-6-0	5-2-1	Lexington	Kentucky, 20-0
1960	5-4-0	5-2-1	Knoxville	Tied, 10-10
1961	5-4-0	4-4-0	Lexington	Tennessee, 26-16
1962	2-5-2	3-5-0	Knoxville	Kentucky, 12-10
1963	3-5-1			

ALL-TIME LETTERMEN

George Adams
UK's 4th all-time leading rusher; selected in first round of 1984 NFL draft.

- Abbot, Bob 1967
- Abdullah, Muhammad 2002-03-04-05
- Abney, Derek 2000-01-02-03
- Abraham, Richard 1980-81-82
- Abren, Ricky 2004-05-06
- Acham, Cheddi 1998-99
- Acheson, Kevin 1974
- Adair, George 1905-06-07
- Adams, E. J. 2006-07
- Adams, George 1981-82-83-84
- Adams, Greg, Mgr. 1984-85
- Adams, Richard 1980
- Adams, Vic 1986-87-88
- Adkins, Tommy 1951-52-53
- Agboke, Adetayo 2001-02
- Ahmad, Kamaal 2002, 04
- Aitcheson, Michael 2003-04-05-06
- Alaman, Paul, Mgr. 1986
- Aldridge, Burton 1930-32-33
- Alexander, Barry 1983-84-85
- Alexander, James 2005-06
- Alford, Smith 1893-94-95-96
- Ali, Dele 1994-95-96-97
- Allen, Bill 1988
- Allen, Dougie 1998-99-2000-01
- Allen, Ermal 1939-40-41
- Allen, Moncell 2007
- Allen, Rich 1971-72-73
- Allgeier, Todd 1987
- Althaus, Carl 1941-42

- Alvarez, Jack 1971-72-73
- Amerson, Glenn 1982-83
- Amshoff, Jay 1988
- Anderson, Chad 2002-03-04
- Anderson, H.C. 1893
- Anderson, Tobin 1996
- Anderson, Tom 1967
- Andrews, Ken 1929-30-31
- Andrighetti, John 1963-64-65
- Ansley, Ben 1980
- Antonini, Frank 1964-65-66
- Archer, Jeff 2005
- Arenstein, Leo 1944
- Ariza, Dan 1993-94
- Arling, Eric 2000
- Armstead, Brad 1989-90-91-92
- Arnold, Chuck 1966
- Arnsparger, Bill 1944
- Arulogun, Shamseldeen 1997
- Ashcraft, Drew 2000
- Asher, A.J. 1897
- Asher, G.M. 1895
- Asher, Letcher 1932
- Askin, Mark 1991-92-93-94
- Atkins, Bob 1909
- Atkins, Presley 1902, 1904-05
- Atwell, Travis 2002
- Ayers, Clarence 1933-34-35

George Blanda
Four-year letterman for UK; Pro Football Hall of Fame inductee after 26 seasons.

- Babb, Jim 1946-47
- Bablitz, August A. 1910-11
- Bach, Stanley 1932-33

- Baer, Stanley 1905-06
- Bailey, Cliff 1997
- Bailey, J.Y. (Bill) 1913-14
- Bailey, Joe 1938-39-40
- Bailey, John 1952
- Bair, Dave 1967-68
- Baird, Kerry 1980-81-82-83
- Baird, M. 1905
- Baird, Charles N. 1892
- Baker, Al 1988-89-90
- Baldwin, John 1950-51-52
- Ball, Sam 1963-64-65
- Ball, Shane 1991, 94
- Bankhead, Terrell 2005-06
- Banks, Jeff 1983
- Barbee, Dick 1907-08-09
- Barclay, Trey 2004
- Barga, Ray 1971-72-73
- Barnes, Coleman 2000-01-02
- Barnett, James 1945
- Barnett, Oliver 1986-87-88-89
- Barrington, John 1976
- Bartlett, Tom 1918
- Bartos, Bill 1973-74-75
- Bassett, Jed 1999-2000-01-02
- Bassitt, Bob 1952
- Bastin, A.L. 1918
- Bates, Ben 2006
- Baugh, Frank 1921
- Baugh, Walte 1917-18
- Baughman, Bob 1929-30
- Bayless, T. Gardner 1924
- Beach, Arliss 2002-03-04-05
- Beadles, Terry 1965-66-67
- Beal, Dick 1944
- Beard, Dick 1968-69
- Beard, T.W. 1904
- Beatty, Jerry 1954
- Becherer, Tom 1963-64-65
- Beck, Norman 1942
- Beehn, Zane 1990-91-92-93
- Beeler, Bob 1940-41
- Beets, Jess 2007
- Begley, Taylor 2002-03-04-05
- Beirne, Mike 1967
- Beirne, Mike 1998-99-2000-01
- Bell, Jerry 1988-89-90-91
- Bell, Quincy 1995
- Belt, Sylvan 1926-27
- Bennett, Bob 1954-55-56
- Bennett, Leeman 1958-59-60
- Benson, Pascal 1957-58-59
- Bentley, Charles 1946-47-48-49
- Bentley, Jerry 1969-70-71
- Benzinger, Craig 1986, 88-89
- Bernard, Chris 2002-03
- Berringer, David 1994-96-97-98
- Berry, Dorion 1996
- Berry, Steve 1990-91-93
- Beshara, Mike 1999
- Betz, Damon 1991-92
- Bezuk, Bob 1949
- Bickel, Arthur 1927
- Bickel, George 1930
- Bilberry, Darren 1987-88-89
- Bird, Ben 1995-96
- Bird, Billy 1961
- Bird, Calvin 1958-59-60
- Bird, Rodger 1963-64-65
- Bishop, Darryl 1971-72-73
- Bishop, Fred 1973-74
- Bitter, Todd 1983
- Bivin, Arvon 1953
- Black, Billy 1940
- Black, Harold 1936-37-38
- Black, Marvin 1905
- Blackburn, Charles 1967-68
- Bland, Leroy 1918

- Blanda, George 1945-46-47-48
- Blanton, Jerry 1974-75-76-77
- Blaylock, Sefo 2006
- Blevins, Ralph 1932
- Blizzard, Bobby 1999-2000
- Blocker, Dick 1957-58
- Bocard, Ken 1961-62-63
- Boeckmann, Steve 1984
- Bogue, Ross 2006-07
- Bojalad, Ron 1982-83
- Bolden, John 1987-88-89-90
- Boller, Bill 1946-47-48-49
- Bond, Dave 1979-80-81
- Bond, Octavius 2000
- Bonner, Dusty 1997, 99
- Booker, Brad 2003-04
- Booker, Karl 2004-05-06
- Boone, Aaron 2001-02
- Boone, George 1957-58-59
- Booth, Scott 1989
- Bosse, Joe 1935-36-37
- Boston, Bill 1937, 39
- Boswell, M.T. 1893
- Boulware, Mike 1967-68-69
- Bow, John 1976-77-78-79
- Bowen, James 1980, 82
- Bowens, Cecil 1970-71
- Bowie, Jeremy 1997-98-99-2001
- Bowie, Jim 1958
- Bowland, Trey 2007
- Bowling, Willie L. 1901
- Boyd, Bert 1921
- Boyd, Jim 1958
- Boyd, Leman 1993-95-96
- Boyd, Lester 1975-76, 78-79
- Boyd, Ritchie 1977-78-79
- Boyd, Shane 2001-02-03-04
- Boyle, Tom 1981
- Bozick, Bruce 1984-85
- Bradley, Chuck 1989-90-91-92
- Bradshaw, Charlie 1946-47-48-49
- Brady, Jeff 1988-89-90
- Brandel, Joe 1961
- Brandstetner, "Brandy" 1911
- Bransom, Ben Jr. 1973-74
- Branson, Don 1905
- Branum, Matt 1989-90-91-92
- Brewer, Bruce 1904-05-06
- Brewer, Ted 1922
- Britt, Andy 1992-93-95
- Brittain, John 1915-16-17
- Britton, Donnie 1966-67
- Brock, Lafayette, Mgr. 1896
- Brock, Mark 1987
- Brockman, G.F. 1907
- Bronston, Jake 1929-30
- Brooks, Bobby 1948-49
- Brooks, Effley 1979-80-81-82
- Brooks, Randy 1976-77-78, 80
- Broughton, Chuck 1988-89
- Brown, Antoine 2006
- Brown, Bob 1962-63-64
- Brown, Dave 1939-40-41
- Brown, Harry 1939-40-41
- Brown, Herbert W. Jr. 1928
- Brown, Jack 1971
- Brown, Jim 1993
- Brown, Locky 1955
- Brown, Matt 1998-99-2000-01
- Brown, Neal, 1998, 2000
- Brown, Paul 1913
- Browning, Alfonzo 1992-93
- Browning, Charles 1946-47
- Brucek, Joe 1959
- Bruno, Al 1948-49-50
- Brush, Tommy 1961
- Bryan, Daniel B., Mgr. 1925
- Bryan, Joel 2000

- Bryan, John 1892-93-94
- Bryant, Charles (Perky) 1961-62-63
- Bryant, Cisco 1983-84-85
- Bryant, Joe 1976-77
- Bryant, Gene 1934
- Blocker, Dick 1957-58
- Bryant, Thomson, Mgr. 1907
- Bryant, Warren 1973-74-75-76
- Buban, Gerald 1977
- Buchanan, Don 1957
- Burbage, Cornell 1984-85-86
- Burford, Mike 1980
- Burke, Matt 1999
- Burke, Randy 1974-75-76
- Burks, Albert 1988-89
- Burnam, Buzz 1970-71-72
- Burnett, Daniel 2001-02-03
- Burnett, Ed 1951
- Burns, Vincent 2002-03-04
- Burrell, Stacey 1981-82-83-84
- Burruss, Leonard 2000-01-02-03
- Burton, Keenan 2003, 05-06-07
- Bushong, Bill 1970-71
- Butler, Bob 1959-60-61
- Butler, Jack 1954-55-56
- Butler, Jonathan 2002
- Bwenge, Alexis 2002-03-04-05
- Byrd, Robert 1980

Sonny Collins
UK's all-time leading rusher with 3,835 yards; played one year in NFL.

- Cahill, Mike 1988
- Cain, Ronnie 1957-58-59
- Caldwell, Carmichael 1983-84-85
- Calhoun, Paul 1982-83-84
- Callahan, Ray 1953-54-55
- Calvert, Tim 1991-92-93
- Cambron, Jim 1957-58
- Cammack, A.B. (Red), Mgr. 1922
- Cammack, Jim 1921-22-23-25
- Campassi, Steve 1972-73-74-75
- Campbell, Bill 1990-91-92
- Campbell, J. 1909-10
- Campbell, James 1897
- Campbell, Jim 1978-79-80-81
- Campbell, Kenton 1944-45
- Campbell, Mark 1971
- Campbell, Tom 1895-96
- Campbell, Walter 1900, 02
- Cannon, Willie 1991-92-93
- Carboni, Steve 1973
- Cardwell, Denny 1963
- Cardwell, J.W. 1908
- Carey, George B. 1892-93-94-95
- Carlig, Clyde 1952, 55
- Carnahan, James W. 1892, 94-95
- Carnes, Wilce 1938-39
- Carney, Conrad 1986
- Carpenter, Bruce 1976
- Carpenter, W.T., Mgr. 1897
- Carr, Ray 1973-74-75-76
- Carrithers, William S. 1912
- Carroll, Arvel Jr. 1970-71-72
- Carroll, Mike 1966, Mgr. 1967
- Carson, Don 1961
- Carter, Howard 1992-93-94
- Carter, Jimmy 1995-96-97-98
- Carter, Larry 1975, 77-78-79
- Cartwright, Bill 1966-67-68
- Caruthers, Dan 1993-94
- Casner, Jack 1942
- Cason, Ron 1974-75-76-77
- Cassady, Tom 1932-33
- Cassity, Michael E. 1966
- Cassity, Michael L. 1973-74
- Caudell, Chris 1982-83




All-America offensive lineman Sam Ball went on to play for the NFL's Baltimore Colts and participated in two Super Bowls.

THE RECORDS

Caudill, Jeremy 2000-01-02-03
 Cavana, James (Bud) 1929-30-31
 Cecil, Anthony 2007
 Chambers, Bill 1944-45-46
 Chambers, J.S. 1909-10-11-12
 Chandler, Lawrence, Mgr. 1980-83
 Chandler, Mel 1959-60-61
 Chandler, Pat, Mgr. 1984
 Chaney, Robb 1977-78-79
 Chapala, Tom 1965
 Chapman, Dave 1961
 Charles, Dick 1957
 Chatelain, Keith 2000-01-02
 Chatmon, Mark 1991-92-93
 Chenault, Chris 1985-86-87-88
 Chisholm, O.B. 1906
 Chism, Mike 1988-89
 Claiborne, Brent 1993
 Claiborne, George 1951
 Claiborne, Jerry 1946,48-49
 Clark, Darrin 1995-96-97
 Clark, Emery 1949-50-51
 Clark, Joe 1996
 Clark, Neal 1989-90-91
 Clark, Terry 1964-65
 Clark, Tom 1970-71-72
 Clark, W.F. 1907-08
 Clarke, C.C. 1897-98-99-1900
 Clay, Jim 1908
 Clayton, R.S. 1915
 Clayton, Terry 2005-06-07
 Clements, Earle 1916
 Clymer, Lee 1971
 Cobb, Ashton 2006-07
 Cobb, Robert 1980
 Cochran, Curt 1983
 Cochran, Gary 1959-60-61
 Cochran, Mickey 1979-80
 Coleman, Kevin 1995-96-97-98
 Coleman, Sam 1905-06
 Coleman, Tommy 1936
 Colker, Max 1928-29-30
 Collins, Bill 1911
 Collins, Carlos 1991-92, 94-95
 Collins, Jon 1990-91-93
 Collins, Sonny 1972-73-74-75
 Collier, Bob 1955-56-57
 Colpitts, William 1919-20-21-22
 Colvin, Dick 1941-42
 Combs, W. 1902
 Combs, Carl (Hoot) 1938-39-40
 Combs, John 1919
 Comstock, Kris 1995-96-97-98
 Conde, Bill 1949-50-51
 Conger, Fred 1967,69
 Conn, C.R., Mgr. 1926
 Conn, Darryl 1990-91-92-93
 Conner, John 2006-07
 Connery, Chris 1988
 Conwell, Delandual 1991
 Cook, H. 1906
 Cook, Tommy 2001-02-03, 05
 Coons, Joe 1903-04
 Corbin, Don 1981-82-83
 Corbin, Thad 1994-95-96-97
 Corn, Franklin 1914-15
 Cornelius, John 1955-56-57
 Correll, Ray 1951-52-53
 Couch, Joey 1988-89-90-91
 Couch, Tim 1996-97-98
 Covington, Will Ed 1927-28-29
 Coyle, Mike, Mgr. 1961
 Cox, Darrell 1961-62-63
 Craig, Bill 1899-1900
 Craigman, J. D. 2006-07
 Crain, A.B. 1906-07
 Cralle, Brian 1988-89
 Crane, David 1988-89
 Cravens, Bobby 1956-57-58
 Cravens, J.T. 1901-02-03
 Creech, Ted 1924,26

Croan, Walter B. 1914
 Crosley, Scott 1993
 Cross, Marcus 1994-95
 Crowe, Gordon 1996-97-98-99
 Crowe, Mitt 1997
 Crowe, Tom 1969-70-71
 Crumrine, Tom 1989
 Crutcher, Maury 1913-14-15-16
 Culp, William 1919
 Cumby, Quentus 1999-2000-01-02
 Curd, Cary 1975
 Curling, Kerry 1965-66-67
 Curnutte, Delmas 1952-54, 56
 Curnutte, Ivan 1955-57
 Curry, Joe 1985-86,88
 Curry, Larry 1927
 Curtis, Isaac 1993-94-95-96
 Cutchin, Phil 1941-42,46
 Cutler, Tom 1902
 Czack, Tony 1982,84

D
Dermontti Dawson
 Two-year starter; selected in second round of 1988 NFL draft; All-Pro seven years.




Daley, Carl 1995
 Daly, Patrick 2005
 Daney, Al 1900
 Daniel, Aaron 1997-98-99-2000
 Danko, Don 1964-65
 Darby, Darrell 1930-31-32
 Darnaby, Jim 1932,34
 Darnall, F.H. 1904
 Darrington, Charlie 1987-88

Darveau, Jeremy 2002
 Davidson, O.L. (Bud) 1931-32-33
 Davis, Bob 1935-36-37
 Davis, Chris 1993-94
 Davis, Dameron 1936-37-38
 Davis, Doug 1963-64-65
 Davis, Draak 2003-04-05
 Davis, Garry 1997-98-99
 Davis, Jamir 2004-05
 Davis, Jeremy 1999
 Davis, Jerry 1965-66
 Dawson, Bill 1946,48,50
 Dawson, Dermontti 1984-85-86-87
 Day, Kyle 2002
 Day, Travis 2004-05-06-07
 Deatherage, Kevin 2002
 Deaton, Mike 1977-78
 DeBow, Sam 1894-95-96
 Dean, Bill 1986
 Dees, Claire 1926-27-28
 DeHaven, Denver 1924-25-26
 De La Perralle, David 1996
 Demaree, Chris 1998-99-2000-01
 Dempsey, C.F. 1915-16-17
 Denham, Brian 1988
 Denham, Harry 1940
 Dennis, Harold 1995-96
 Dennis, Jeff 1979-80
 Derrick, Frank 1924
 Derry, Chris 1983-84-85
 DeSpain, James, Mgr. 1972
 DeVastey, Dominick 2004
 DeVaughn, Nolan 1998-99-2001
 Dewalt, Lonnell 2004
 Dickerson, Charlie 1976

Dickerson, Jason 2003-04-05-06
 Dickerson, Jerry 1959-60-61
 Diehl, Bud 1976-77
 DiGiuro, Trent 1993
 Dipre, Joe 1973-74,76-77
 Dishman, Tony 1918-19
 Disotelle, Kevin 1990
 Dixon, Tony 2004, 06-07
 Dixon, Wayne 1960-61
 Doggendorf, Mike 1970-71-72
 Domhoff, Tom 1971
 Donaldson, Gene 1950-51
 Donan, A.L., Mgr. 1906
 Donigan, Shawn 1978-79,81-82
 Donley, Pat 1973-74
 Dooley, Kevin 1984-85,87
 Dorazio, Chris 1983
 Dornbrook, Thom 1974-75-76-77
 Dortch, Jay 1986-87-88
 Dougherty, Bob 1955-56
 Douglass, Maurice 1984-85
 Downing, Clay 1917
 Downing, George 1917
 Downing, Gibson 1911-12-13-14
 Doyle, Corry 2000
 Drake, T. C. 2006-07
 Dreisbach, Andy 1997
 Drinnin, Dennis 1967-68
 Drobney, Jeremiah 2002-03-04-05
 Drury, Bill 1927-28-29
 Drury, John 1932
 Duckworth, Don 1985
 Duff, Noah 1931-32
 Dewalt, Tom 1969
 Dufrene, Jacob 2007


Duke, Bill 1967-68-69
 Dumbauld, Jon 1982-83-84-85
 Duncan, Dick, Mgr. 1918
 DiGiuro, Trent 1993
 Duncan, Walter 1895-96
 Duncan, Zipp 2006-07
 Dunlap, G.G. 1906-07,09-10
 Dunnebacke, Howard 1961-62
 Durbin, Raul, Mgr. 1938
 Durbin, Ron, Asst. Trainer 1971
 Durham, Brad 2007
 Dyer, Don 1952
 Dyer, O.K. 1901-02-03
 Dysard, Bill 1930

E
Tom Ehlers
 Three-year letterman for UK; four years in NFL.



Earle, Tom 1908-09-10-11
 Eblen, Charles 1942
 Eckenrod, Pat 1968-69-70
 Edwards, Adolph 1925-26
 Edwards, Brent 1980
 Edwards, George 1942
 Ehlers, Tom 1972-73-74
 Eibner, John 1938-39-40
 Eisaman, Jerry 1958-59-60
 Elgin, Jeff 1906-07
 Ellington, Russell (Duke) 1935-36-37
 Elliot, Cronley 1900
 Elliot, Milward 1896-97-98
 Ellis, Byrne 1909
 Ellis, Ray 1925-26-27
 Ellison, Robert, Mgr. 1937
 Emanuel, Mike 1973-74-75
 Endris, Scott 1985-86-87
 Englis, Nick 1944-45
 Evans, Brian 1990
 Ewell, George 1900-01
 Ewing, Tom 1942

F
Joe Federspiel
 Three-year letterman; second-team All-SEC; nine years in NFL.



Fadowski, Dave 1976-77-78
 Falconer, B.O. 1919
 Fanuzzi, Mike 1971, 73-74
 Farley, Bill 1950-51
 Farmer, Tom 1972-73-74
 Farrell, Bob 1961
 Farris, Jack 1946-47
 Farris, John 1934
 Faulkner, J.V. 1892-93
 Featherson, Dan 1970
 Featherson, Lloyd, Mgr. 1933
 Federspiel, Joe 1969-70-71
 Fee, Tom 1964, 66-67
 Felch, Allen 1951-52-53
 Fennell, Clem 2005
 Ference, Chris 1981-82
 Ferguson, Brad 1998
 Ferguson, Tom 1967
 Ferguson, Walter 1921-22
 Ferrell, Doc 1944, 46-47-48
 Ferris, Fred 1944
 Fest, Fred 1920-21-22
 Fielder, Don 1979, 81
 Fillion, Tom 1951-52-53
 Fischer, Joe 2005, 07
 Fish, Al 1969-70
 Fish, Bill 1933
 Fisher, Jim 1959-60
 Fleahman, W. (Slugs) 1921
 Flowers, Earven 2001-02-03-04
 Fohr, Glenn 1987-88
 Foley, Jim 1962-63-64
 Fontaine, Raymond 2002-03-04-05
 Ford, Chris 1994, 96-97

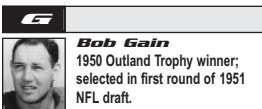


A native Canadian, linebacker Raymond Fontaine completed his degree at UK and has continued his playing career in the Canadian Football League.



Linebacker Wilbur Hackett was the first African-American team captain in Southeastern Conference history. He has stayed involved with football as an SEC game official.

Ford, DeMoreo 2005-06-07
 Ford, Roy 1948
 Ford, Warner 1927-28-29
 Forquer, L.G. 1928-29-30
 Forston, Stan 1968-69-70
 Foster, John 1910
 Foster, Mike 1974
 Foushee, Gil 1976
 Fowler, Bruce 2003
 Fowler, Dan 1974-75, 77-78
 Frampton, Don 1948-49
 Francis, Rodney 1980-81-82
 Frankenberger, J.T. 1954-55-56
 Franklin, Jim 1973, 75
 Franklin, Mark 1926
 Frazer, Joe 1895
 Freeman, Jack 1956
 Freeman, Joe 1979-80-81
 Freibert, Bob 1966, 68
 Fritz, Eddie 1939-40
 Fromm, Rick 1972, 74-75
 Fry, Bob 1950-51-52
 Frye, John 1932-33
 Fucci, Dom 1948-49-50
 Fuller, Bruce 1919-20-21-22
 Fuller, Frank 1950-51-52
 Fuller, Ken 1972
 Funderburk, Tim 2002

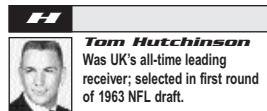


Bob Gain
 1950 Outland Trophy winner; selected in first round of 1951 NFL draft.

Gaffron, Win 2001-02-03
 Gaffron, Winston, Mgr. 1971
 Gain, Bob 1947-48-49-50

Gaiser, Jake 1909-10-11
 Gallagher, Jack 1957
 Galloway, Howard 1906, Mgr. 1911
 Gann, Roger 1967-68-69
 Gantt, Edgar 1999-2000
 Ganucheau, Eugene 1972-73
 Gardner, Anthony 1986
 Gardner, Carwell 1985-86-87
 Gardner, Donnie 1986-87-88
 Gardner, John 1893-94
 Gardner, Scott, Trn. 1984
 Garland, Larry 1936-37
 Garner, Chip 1991
 Garred, Ulysses 1892-93
 Garrett, Dave 1983
 Gary, Bill 1900
 Gary, Willie 1997-98-99-2000
 Gash, Dave 1960-61-62
 Gay, Augustus 1916
 Gay, John 1981
 Gayton, Chris 1998-99-2000-01
 Gemmill, Pete 1974-75-76
 Genito, Carl 1946, 48
 Genito, Ralph 1947-48-49
 Gentile, Bruce 1930
 Gerrell, Michael 1997
 Gholson, Ed 1938
 Gibson, Frank 1931-32
 Gibson, Monquanta 2003
 Gilb, Elmer 1926-27-28
 Gilbert, John 1900
 Gilley, Scott 1991
 Giltner, Jim 1910
 Ginn, David 1994-95-96-97
 Godwin, Al 1968, 70
 Goins, Carl, Mgr. 1958
 Goins, Homer 1965-66

Gonzalez, Jorge 2006-07
 Gooch, Tim 1976, 78-79-80
 Goode, Irvin 1959-60-61
 Goodwin, William 1903-04
 Gordon, Donnell 1993-94
 Gover, Ray 1985-86-87-88
 Graban, Steve 1941
 Grabfelder, Earl 1915-16
 Grady, W.H. 1902-03-04
 Graham, J.H. 1898-99
 Granitz, Hartford 1945
 Grant, Jesse 1962
 Grant, Jim 1969-70-71
 Grant, Kenneth 1997-98-99-2000
 Grant, Will 1977
 Graves, Jim 1990-91
 Gray, Richard 2002-03-04-05
 Gray, Tony 1973-74
 Green, Eric 1988
 Green, G.B.L. 1919
 Green, Norm 1978
 Greer, Dallas 2006
 Greer, Phil 1967-68
 Greer, Roger 1969
 Gregg, Turner 1922, 24
 Gresham, Jim 1966
 Griffin, Bill 1942, 46-47
 Griggs, John 1950-51-52
 Griggs, Tom 1978, 80-81
 Grigsby, Ahmad 2007
 Grigsby, Otis 1999-2000-01-02
 Grimsley, John 1981-82-83
 Grinter, Maurice 2006-07
 Groves, John 1986
 Gruner, Bucky 1951
 Gullion, Carroll 1901-02
 Gumbert, George 1914-15
 Gunn, Thomas 1893
 Gusk, Ed 1972
 Guyn, J. White 1901-02-03-04-05
 Guyn, Les 1911

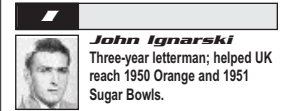


Tom Hutchinson
 Was UK's all-time leading receiver; selected in first round of 1963 NFL draft.

Haas, Gene 1944-45-46
 Haas, Eric 1985
 Hackett, Wilbur 1968-69-70
 Hagan, Joe 1936-37
 Hahn, Travis 1989-90
 Haire, Scott 1987
 Hairston, Russell 1983-84-85
 Halcomb, G.W. 1894
 Haley, Jimmy 1996-97-98-99
 Hall, Antonio 2000-01-02-03
 Hall, Bob 1937
 Hall, Dean T. 1979
 Hall, James 1910
 Hall, Steven 1991-92-93-94-95
 Hamberg, Fred 1971, 73
 Hamilton, Allen 1946, 48-49-50
 Hamilton, Ed 1949-50-51
 Hamilton, L.L. 1897
 Hammond, Claude 1941
 Hanley, Jack 1952-53-54
 Hanson, Dave 1968-69-70
 Hanson, Seth 1997-98, 2000-01
 Harbold, Bill 1924
 Hardin, Jim 1938-39-40
 Hardin, Richard 1998, 2000-01
 Hardt, Dave 1968-69-70
 Hardy, Bob 1953-54-55
 Hare, Frank 1982-83-84
 Harp, Chase 1999-2000-01-02
 Harper, Dude 1991-92-93-94
 Harper, Tom 1952-53
 Harrington, Roger 1956
 Harris, George 1994-95
 Harris, John 1966


Harris, John 1995
 Harris, Robert 1992, 94
 Harris, Tim 1991
 Harris, Wayne, Mgr. 1945
 Harrison, Calvin 2006-07
 Harrison, Vincent 1998-99
 Harrison, W.C. 1910-11-12
 Hart, Brad 2007
 Hart, Rodger 1966-67
 Hartline, Michael 2007
 Haskins, Billy Jack 1995-96
 Hawk, Bill 1989-90-91
 Hawkins, Robert 1977-78
 Hawthorne, Junior 1960-61-62
 Hay, Langan 1934-35
 Hayden, Charles 1915-16
 Hayden, Rick 1976-77-78
 Haydock, Justin 2002-03-04
 Hayes, Chad 1993
 Haynes, Chastain 1904
 Haynes, Terry 1973-74
 Hayslip, Andre 1997
 Heald, Nick 1999-2000
 Heard, Geoff 1993
 Heber, John 1916-17-18-19-20
 Hedges, Henry 1912
 Hedges, Jimmy 1913-14
 Heick, "Shorty" 1915-16
 Heinzinger, Ben 1946
 Helm, Foster 1895
 Helton, J. J. 2007
 Henderson, Andre' 2007
 Henderson, Bobby 1989-90
 Hendrickson, Geo. 1906-07-08-09-10
 Hennessey, Larry 1951-52-53-54
 Hensley, Dick 1945-46-47
 Henry, Terry 1979-80-81-82
 Herbert, Bob 1940-41-42
 Herman, Alex 1999-2000
 Herzog, Woody 1955-56-57
 Hess, Jeff 1975, 77
 Hewling, Dick 1936
 Hickerson, Broadus 1916
 Higgs, Mark 1984-85-86-87
 Hiles, Van 1993-94-95-96
 Hill, Chris 1976-77-78
 Hill, James 1987
 Hill, Jim 1960-61-62
 Hillenmeyer, Walter 1909
 Hinkebein, Sherman 1935, 37-38
 Hite, Cliff 1975-76
 Hite, Paul 1912-13-14
 Hobbie, Matt 1994
 Hobbs, Troy 1991-92-93
 Hobdy, William 1892-93
 Hockman, Ryan 1990-91-92
 Hodge, Lloyd 1958-59-60
 Hodge, Walter 1937
 Hogg, Houston Jr. 1969-70
 Hogg, Sam 1897-98-99
 Holland, Don 1967-68-69
 Holleran, Randy 1987-88, 90
 Holliday, David, Mgr. 1944
 Hollowell, Carney 1922
 Holmberg, Bob 1995-96-97
 Holt, Bobby, Mgr. 1953-56
 Holt, Glenn 2002-03-04-05
 Holts, Deion 2002-03
 Holway, Dick 1947-48-49
 Homer, Derek 1997-98-99-2000
 Honaker, DeAnthony 1994-96
 Hood, Damon 1991-92-93-94
 Hooper, Hayden 1952, 54-55
 Hoover, Vin 1975
 Hopewell, Andrew 2002-03-04
 Hopewell, Daniel 2001-02-03
 Hopewell, Dave 1976-77-78
 Hopkins, Elmer, Mgr. 1916
 Hoskins, Calloway, Mgr. 1930
 Houser, Doug 1986-87-88-89
 Hovey, Jim 1971-72-73

Howard, Ledger 1957-58-59
 Howard, Tommy 1987
 Howe, Jim 1944, 48-49
 Hoyer, Eric 1942
 Hricenak, Steve 1979, 81
 Huddleston, Joe 1934-35-36
 Hudson, Chad 1994-95
 Huff, Matt 2001-02-03-04
 Huffman, Antoine 2002-03-04-05
 Hughes, Charles 1923-24
 Hughes, Delmar 1953-54-55-56
 Hughes, Gary 2000-01
 Hughes, Lowell 1957-58-59
 Hughes, W.N. 1901
 Hughes, N.T. 1902-03
 Hulette, Bill 1988-89-90
 Hulette, Sam 1939-40-41
 Humphreys, Claude 1897-98-99-1900
 Hundley, Tom 1959-60
 Hunt, Bob 1958-59-60
 Hunt, Greg 1990
 Hunt, Herbie 1951-52-53
 Hunter, David 1968-69-70
 Hunter, Ivy Joe 1986-87-88
 Hurst, John 1942
 Hutcheson, F.M. 1900
 Hutchinson, Tom 1960-61-62
 Hutton, Justin 2002
 Hypolite, Trevor 1994



John Ignarski
 Three-year letterman; helped UK reach 1950 Orange and 1951 Sugar Bowls.

Ignarski, John 1949-50-51
 Ilari, John 1955
 Ishmael, Charles 1938-39-40



Clyde Johnson
 Honored as UK's first ever All-American in football; two years in NFL.

Jackowski, Ralph 1937-38
 Jackson, Brandon 1994-95
 Jackson, Charles 1980
 Jackson, Elmer 1962
 Jackson, Gordon 1982-83-84
 Jackson, Larry 1990-91
 Jackson, Rodney 1989-90
 Jackson, Wesley 1991-92-93
 Jacobs, Bill 1933
 Jacobs, Cam 1982-83-84
 Jacobs, Chris 1978-79-80
 Jacobs, Ed 1938-39-40
 Jacobs, Gus 1998, 2001
 Jacobs, Joe 1967, 69
 Jacobs, Mark 1995-96-97-98
 Jaffe, Richard 1976-77-78-79
 Jamerson, Wilbur 1947-48-49-50
 James, Pat 1948-49-50
 Janes, Ernest 1932-33-34
 Jansen, Bill 1966
 Jardine, Richard 1975, 77-78
 Jarmon, Jeremy 2006-07
 Jean, Jack 1933
 Jeffries, Justin 2006-07
 Jenkins, A.L. 1905
 Jenkins, Bill 1962-63-64
 Jenkins, D'Andre' 1992
 Jenkins, Marcus 1992-93
 Jenkins, Paul 1925-26-27
 Jenkins, Randy 1980-81-82-83
 Jenkins, Ventrell 2005-06-07
 Jett, Charles 1900-01
 Jirschele, Don 1951
 Jobe, Bill 1933-34
 Johns, Jimmy 1957-58-59
 Johnson, Ben 1980-81-82
 Johnson, Bert 1934-35-36


Johnson, Brian 1995-96-97
 Johnson, Christian 2005-06-07
 Johnson, Clyde 1940-41-42
 Johnson, David 1985-86-87-88
 Johnson, David 1998, 2000-01-02
 Johnson, Dennis 2004
 Johnson, Dennis 1998-99-2001
 Johnson, Derrick 1998, 2000-01
 Johnson, Dick 1892
 Johnson, Ellis 1930-31-32
 Johnson, Harry 1961
 Johnson, J.E.C. 1904, 10-11-12
 Johnson, J.P. 1900
 Johnson, Jack 1897
 Johnson, Ken 1991-92
 Johnson, Kurt 1989-90-91-92
 Johnson, Marshall, Mgr. 1962
 Johnson, Marius, Mgr. 1899
 Johnson, Martez 1998, 2000-01
 Johnson, Melvin 1991-92-93-94
 Johnson, Micah 2006-07
 Johnson, Oliver 1928-29-30
 Johnson, Percy, Mgr. 1931
 Johnson, Ronald (Rock) 2002-03-04
 Johnson, Steve 2006-07
 Johnson, Vern 1983-84-85
 Johnson, W.T. 1908-09
 Johnston, Wm. T., Mgr. 1931
 Jolly, J.B. 1893-94
 Jones, Alfred 1988-89
 Jones, Barry 1992-93-94-95
 Jones, Bob 1968-69-70
 Jones, Charles Jr. 1939-40-41
 Jones, Chris 1979-80
 Jones, Chuck 1976, 78-79-80
 Jones, David 2005-06-07
 Jones, Harry 1950-51-52
 Jones, Johnny 1983
 Jones, Larry 1950-51-52
 Jones, Micah 2004
 Jones, Mike 1988
 Jones, Paul 1949, 51
 Jones, Pookie 1991-92-93
 Jones, Raymond 1993
 Jones, Robert 1997
 Jones, Roscoe 1942, 46-47
 Jones, Tim 1984-85-86-87
 Jones, Tom 1899
 Jones, Wallace 1945-46-47-48
 Joyce, Marty 1967-68
 Juliette, Samuel 1939
 Jurgens, John 1960-61

K

Jim Kovach
 UK's all-time tackles leader with 521; Academic All-American; seven years in NFL.


Kalb, Matt 1992
 Kamphake, Mike 1998, 2000-01-02
 Kane, Adam 1994
 Karem, Paul 1972
 Karish, Ken 1976
 Karibo, Lou 1952-53
 Katzenbach, George 1966-67-68
 Kearns, Kevin 1979-80
 Kearns, Tom 1977-78-79
 Keene, Mark 1977-78
 Kehoe, John 1898-99-1900-01
 Kelley, Braxton 2005-06-07
 Kelly, Anthony 1998-99-2000-01
 Kelly, E.E. 1915, 18-19
 Kelly, Eric 1997-98-99-2000
 Kelly, Henry 1933
 Kelly, John (Shipwreck) 1929-30-31
 Kelly, Kevin 1977-78
 Kelly, Tom 1895-96
 Kemper, Priest 1903-04-05
 Kennard, Jim 1946
 Kent, George 1944
 Kercheval, Ralph 1931-32-33

Kerrick, Felix, Mgr. 1895
 Kessler, Kris 2006
 Kestner, Rick 1963-64-65
 Key, Donte' 1992-93-94-95
 Keyes, Howard 1964-65
 Kidd, A.S. 1896
 Kiefer, Steve 1954-55
 Kimmel, Charles, Trn. 1975
 Kincer, Bill 1941
 King, Doyle 1967-68-69
 King, Kenneth 1921, 24-25
 King, Kenny 1970-71-72
 King, Lawson, 1955
 King, Shane 1991
 King, T.E. 1896
 King, Vic 1967-68
 Kinne, Howard 1915-16
 Kipping, Bob 1930-31
 Kirchbaum, Kelly 1975-76-77-78
 Kirk, Harry 1951-52-53-54
 Kirk, Tom 1971
 Kirkendall, Jim 1927
 Kirn, Ted 1951
 Kirschnner, Frank 1970-71
 Kirwan, Ab 1923-24-25
 Klein, Jerry 1982-83
 Klein, Norman 1944, 46-47-48
 Klein, Sam 1944
 Klinect, Randy 1977
 Klope, Eric 2004
 Knox, Mike 1989
 Knutson, Gary 1970-71-72
 Koch, Joe 1952-53-54
 Koger, Cedric 2004-05
 Komara, Jim 1962-63-65
 Koon, Steve 1967-68
 Kosid, Bob 1962-63
 Kosteinik, Tom 1975
 Kotar, Doug 1971-72-73
 Kovach, Jim 1974-75-76, 78
 Kremer, Jeff 1984-85-86-87
 Kreuter, Howard 1931-32-33
 Kuhn, Charlie 1941-42
 Kuhn, Dave 1953-54-55-56
 Kunkel, Greg 1986-87
 Kunkle, Dennis 1958
 Kurachek, Pete 1937
 Kypriss, Mike 1973

L

Marc Logan
 6th on UK's career rushing list with 1,769 yards; 10 years in NFL.

Lahr, Greg 1988-89-90-91
 Lair, Matt 1946-47
 Lancaster, Victor 1976
 Lane, Hayden 2003-04-05-06
 Lane, Morris 1999-2000-01-02
 Lange, Ken 1986
 Langenkamp, Steve 1991
 Langford, Cale 1992-93
 Lanxter, Kyrus 2007
 Lassiter, W.A. 1895
 Laufer, Robert Jr., Mgr. 1928
 Lavin, Bobby 1919-20-21
 Lawson, Cliff 1949-50-51
 Layow, Matt 1997-98-99-2000
 Ledford, Rich 1985
 Lee, Bobby 1961
 Lee, Daniel 1990
 Lee, Lawrence 1981-82-83
 Leger, Jason 2004-05-06-07
 Legrand III, Jerry 1999
 LeMaster, Frank 1971-72-73
 Leonoff, Juha 1993
 Leskovar, Bill 1949-50-51
 Lesniewski, Brandon 2002
 Lett, Jim 1970
 Lewis, Dominic 2005-06-07
 Lewis, Ernie 1972-73-74


Lewis, Jim 1907
 Lidvall, Ned 1972-73-74
 Liening, Jonas 1995-96-97
 Lightcap, Jeff 1974
 Lindley, Trevard 2006-07
 Lindon, Bob 1957-58
 Lindon, Luke 1937, 39
 Little, Dwight 1965-66-67
 Little, Jim 1944
 Little, Rafael 2004-05-06-07
 Little, Tom 1944
 Livings, Bill 1956-57-58
 Locke, Derrick 2007
 Lofton, Billy 1992-93
 Logan, Derick 1996
 Logan, Emmett 1906
 Logan, John 2004-05
 Logan, Marc 1984-85-86
 Logan, Phil 1987-88-89-90
 Lokesak, Jim 1979
 Lombard, Dick, Mgr. 1958
 Long, Greg 1979-80-81
 Long, Jim 1934-35
 Longacre, Courtney 1990
 Looney, Pat, Mgr. 1966
 Lopez, Luis 1977, 79
 Lorenzen, Jared 2000-01-02-03
 Love, Marvin 1997-98
 Lowry, Neil 1952-53-54
 Lowry, R.A., Mgr. 1909
 Lucas, Matt 1983-84-85-86
 Lukawski, Chet 1950-51
 Lumley, Dan 2002
 Lumpkin, Ricky 2007
 Luther, Bill 1931-32
 Lutz, Ken 1955
 Lyle, Ernest 1898
 Lyle, Joel 1893, Mgr. 1894-95
 Lyons, Dave 1980-81-82
 Lyons Sr., Dicky 1966-67-68
 Lyons Jr., Dicky 2004, 06-07
 Lyons, Les 1970

M

Lou Michaels
 Two-time first-team All-American; Heisman nominee; 1992 College Football Hall of Fame inductee.

Mabry, Dick 1957
 Mabry, Mikhail 2005, 07
 Machel, Rich 1964-65-66
 Mack, Ron 1985-86-87-88
 Mackenzie, Jim 1949-50-51
 Maddox, John 1982
 Maddox, F.M. 1902-03
 Maddox, Roy 1898
 Maggard, Freddie 1989-90-91
 Mahan, Pete 1904-05
 Major, Marvin 1995, 97-98
 Makin, Raynard 1968-69-70
 Malloy, Tom 2001
 Maloney, William 1925
 Manchester, Rob 1992-93-94-95
 Mangas, Robert 1980-81-82
 Manzonelli, Tony 1964-65
 Maragas, Rocco 2006
 Marchman, Maurice 2003-04
 Margavage, Dave 1971-72-73
 Markem, Dave 1969
 Marks, Marty 1972-73
 Marrillia, Carl 1977-78-79
 Martin, Dick 1947-48-49-50
 Martin, Doug 1981-82-83-84
 Martin, Givens (Doc) 1922-23
 Martin, Jack, Mgr. 1957
 Martin, John 1959
 Martin, Keith 1981-82-83
 Martin, L. Wynn 1897-98-99-1900-01
 Martin, Mike 1975-76-77
 Martin, Paul 1968-69-70
 Martin, Tremayne 1996-97

Marzan, Henry 1980
 Mason, Chester 1938
 Mason, Max 1951
 Mason, Norman 1996
 Massey, George 1996-97-98-99
 Massey, Tony 1986-87-88-89
 Massie, Rick 1981-82-83
 Masthay, Tim 2005-06-07
 Mastracchio, P.J. 1992
 Mathers, Albert 1907
 Matthews, A.M. 1907
 Matthews, Jack 1968-69
 Matthews, Jody 1989-90-91-92
 Mattingly, R.E., Mgr. 1912
 Maust, Eric 1987
 Maxwell, Sam 2006-07
 Mayfield, Clarkie 1960-61-62
 Mayes, Tony 1983-84-85-86
 Maynard, T.J. 1991-92
 Mayo, Jim 1952
 Mazza, Steve 1982-83-84-85
 Mazzella, Joel 1988-89-90
 McAtee, Robbie 2007
 McCauley, Gates, Mgr. 1935
 McClellan, Eugene 1990
 McClellan, George 1967
 McClelland, Kevin 1980-81-82-83
 McClendon, Charlie 1949-50
 McClinton, Marcus 2004, 06-07
 McClure, Ulysses A. 1901
 McClurg, Charles 1934-35
 McCollum, Jim 1971-72-73
 McCool, Frank 1934-35
 McCord, Quentin 1996, 1998-99-2000
 McCord, Shane 2007
 McCorum, Henry, Mgr. 1934
 McCree, Marlon 1997-98-99-2000
 McCrimmon, Larry 1978, 80
 McCubbin, Bill 1937-38-39
 McCune, Jesse 1944
 McCutchan, Matt 2004-05-06
 McDaniels, Frank 1979
 McDermott, Lloyd 1947-48-49
 McDonald, Louis 1944-45
 McDonald, Tim 1981
 McDuffie, Kyle 2000
 McLeroy, Otho 1929
 McFarland, Bill 1923
 McGee, Hilton 1902-03
 McGinnis, Lawrence 1930
 McGonagle, Paul 1997-98
 McGowan, Jared 2002
 McGrath, Ben 2005-06
 McGraw, Mike 1964-65-66
 McLlaine, Ernest 1915-16
 McKay, James 1972
 McKee, N.T. 1901
 McKinley, Mike 2002
 McKinney, Walter 1904-05-06
 McLaurin, Raymond 1993-94-95-96
 McLean, Grandison, Mgr. 1924
 McLean, Price 1923
 McMillan, Dan 1984-85
 McMillan, Norris 1933-34-35
 McPherson, Martin 2007
 McVeigh, John 1981-82
 Meadors, G.C. 1911
 Meagher, Tim 1973
 Meaux, Venus 1978, 80-81
 Meck, Mike 1970-71
 Meece, Mike 1988-89-90
 Meek, Omri 1991-92
 Meeks, Gene 1942, 46
 Meers, David 1980-81-82
 Megill, Hilton, Mgr. 1903
 Meihaus, Johnny 1948
 Meilinger, Steve 1951-52-53
 Meiners, Mike 1988-89
 Menifee, John N. 1903
 Meyer, Todd 1988
 Meyer, V.A. 1929-30, 32

Michaels, Lou 1955-56-57
 Mickelsen, Lance 1997-98
 Mielsch, Trey 2002-03-04-05
 Milburn, Frank 1899-1900
 Miles, Jim 1964-65
 Miller, Aaron 2004
 Miller, Jim 1932
 Miller, J.F. 1957-58
 Miller, Leonard 1927
 Miller, Sylvester (Big Kat) 2001-02-03
 Mills, Bradley 1952-53-54-55
 Mills, Lamar 2003-04-05-06
 Mills, Tony 1987
 Minging, Jerry 1952
 Missick, Tony 1988-89
 Mitchell, Billy 1954-55-56
 Mitchell, Bill 1941
 Mitchell, Dick 1952-53-54
 Mitchell, Jim 1968-69-70
 Mitchell, Scott 2004-05
 Mobley, Phil 1978
 Moffett, Tony 1971
 Mohney, Gayle 1925-26-27
 Moitis, Dave 1975
 Molls, Andy 1979-80-81-82
 Moloney, Dick 1952-53-54-55
 Montgomery, Bob 1931-32
 Montgomery, George 1903-04-05
 Montgomery, S.C. 1924
 Moore, Don 1957
 Moore, Ellery 2001-02-03-04
 Moore, Marty 1990-91-92-93
 Moore, Roger 1918
 Moore, Shomari 2005-06-07
 Moraja, Joe 1961
 Morgan, George, Mgr. 1895
 Morris, Larry 1998
 Morris, Tom 1969-70-71
 Morris, Waymond 1957-58
 Moseley, Bill 1942, 46-47
 Moseley, Doug 1949-50-51
 Moss, Austin 2006-07
 Motler, Greg 1978-79-80
 Mueller, Dickie 1958-59-60
 Muench, Rick 1969-70-71
 Mullins, Basil 1963, 65-66
 Mullins, Noah 1939-40-41
 Mumme, Matt 1998
 Murgita, Steve 1972-73-74
 Murphree, Edger V. 1916-17-18-19-20
 Murphy, Gerard 1963-64-65
 Murphy, O.B. 1932-33
 Murphy, Ryan 1997, 99-2000
 Murphy, Sean 2006-07
 Murray, Andy 1986-87-88-89
 Murray, Darren 1992-93
 Murray, Robert 1973, 76-77
 Mutchler, John 1960-61
 Muth, Albert 1919
 Myer, Vernon 1929-30, 32
 Myers, Art 1972-73-74
 Myers, Brad 1984-85-86-87
 Myers, Gene 1934-35-36

N

Rick Norton
 First-team All-American; selected in first round of 1966 NFL draft; five years in NFL.

Nance, A. J. 2006-07
 Neal, Dan 1971-72
 Neal, Guy 1984-85-86
 Nelson, Jeff 1986, 88
 Nesbit, J.C., Mgr. 1904-05
 Netoskie, Don 1953-54-55-56
 Netoskie, John 1949-50-51
 Neuss, Matt 1993-94
 Nevels, Jordan 2004
 Nevers, Stanley 1934-35-36
 Nicholas, Homer 1936
 Nicholson, John, Mgr. 1971

Nickels, Nicky 1993-94
 Noble, Alvin 2000
 Noble, Will 2002
 Nocht, John 1973-74, 76
 Nord, Greg 1975, 77-78
 Nord, Mike 1988-89
 Norton, Rick 1963-64-65
 Nowack, Oval 1928
 Nuerge, Don 1959-60
 Nuttall, John 1894
 Nuzum, Rick 1972-73-74

O

Dallas Owens
 Four-year letterwinner; returned three interceptions for TDs.

O'Brien, Doug 1961
 Odilvak, Nick 1947-48-49
 O'Ferral, Antonio 1992-93-94-95
 Ogletree, Eric 2002, 04
 Olah, Arperd 1933, 35
 O'Leary, Ken 1971-72
 O'Neal, Jimmie 1987
 Oninku, Nii Adjei 2005-06
 Orr, Joe 1935
 Orr, William 1999
 O'Toole, Tim 1977
 Ott, Issac 1926
 Owen, Oweney, Mgr. 1969
 Owens, Dallas 1974-75-76-77

P

Vito "Babe" Parilli
 Two-time first-team All-American; Heisman nominee; 15 years in NFL.

Pack, Roger 1954-55-56
 Page, Chris 1992-93
 Page, Greg 1967
 Page, Neil 1990-91-92
 Pakulak, Glenn 2000-01-02
 Palmer, Bob 1938-39-40
 Palmer, Dick 1967-68-69
 Paolone, Ralph 1952-53
 Parda, Alex 1937
 Parilli, Vito 1949-50-51
 Paris, Jamil 2006-07
 Park, Jim 1911, 13-14
 Park, Smith, Mgr. 1919
 Parker, Gerad 2001-02-03-04
 Parker, Sam 1900
 Parker, Steve 1972-73-74
 Parks, David 1991-92-93
 Parks, Frank, Mgr. 1942
 Parks, Henry 1978, 80-81
 Parr, Allen 1940-41-42
 Parrish, Doug 1932-33
 Parrish, Josh 1998-99-2000-01
 Parrish, Steve 1969-70
 Parrott, Jim 1944
 Parsons, B. Jay 2004-05
 Paslick, Mark 1982-83
 Patton, Adrian 1998
 Paul, Henry 1944-45
 Paullin, Frank 1905-06
 Pavlovich, Bernie 1945
 Payne, J. Hamilton 1907
 Peak, Bart 1915
 Pelayo, Ernie 2005
 Pelfrey, Doug 1990-91-92
 Pence, Jim 1925-26-27
 Pennington, Martin 1985-86-87-88
 Perdue, Greg 2001-02
 Perkins, W.H., Mgr. 1900
 Perry, Mark 1999-2000
 Perry, Todd 1989-90-91-92
 Pesuit, Wally 1973-74-75
 Peters, Corey 2006-07
 Petersen, Scott 1977-78-79
 Petkovsek, Larry 1976-77-78
 Petrie, Charles 1914

Petty, Tom 1979-80-81-82
 Peurach, Ted 1978
 Pfeifer, Mike 1986-87-88-89
 Phaneuf, Al 1966-67
 Phelps, Don 1946-47, 49
 Phillippi, Kent 1979
 Phillips, Bob 1954-55
 Phillips, Carlos 1989
 Phillips, Hal 1945
 Phillips, Joe 1981-82-83-84
 Phillips, Randy 1938
 Phillips, Stephan 1972
 Phillips, Steven 1989-90
 Philpot, O.E. 1954-55
 Phipps, Frank 1925-26-27
 Phipps, Jack 1929-30-31
 Phipps, Tom 1929-30
 Pickard, Brian 2002
 Pickett, Phil 1962
 Picoro, Jeff 1984
 Pietrowiak, Ken 1984-85
 Pinner, Artose 1999-2000-01-02
 Pipkin, Jabbar 1992
 Pitts, Eric 1983-84-85-86
 Pierce, John 1974-75-76
 Platt, Joe 1952-53
 Plummer, George 1909
 Pope, Bob 1948-49-50
 Portela, Juan 1979
 Porter, Patrick 1990
 Porter, Ray 1947-48-49
 Porterfield, Don 1968-69-70
 Portis, Don 1982-83
 Portwood, Al 1926-27-28
 Portwood, Henry 1924
 Portwood, William 1941
 Post, Shelby 1908
 Postel, Chuck 1978
 Potter, Derek 1966-67
 Potter, Lexie 1935-36
 Potter, Sam 1934-35
 Pottinger, Sam, Mgr. 1892
 Poulton, Chris 1979
 Powers, Archie 1955-56-57
 Powers, Travis 1990-91-92
 Poynter, Jimmy 1959-60
 Preston, Leonard 1946-47
 Prewitt, Ryan 1995
 Pribble, Birkett 1919-20-21-22
 Pribble, Holton 1932, 34
 Pride, J.T. 1902-03
 Prince, Joe 1983-84-85-86
 Pritchard, Bob 1933-34, 36
 Proffitt, Jim 1951-52-53
 Pryor, Myron 2005-06-07
 Pulley, Curtis 2005-06
 Puntillo, John 1971
 Purdie, Aaron 1991-92-93-94
 Pursell, Dave 1968-69-70
 Pyatt, Brad 1999, 2001

R

Derrick Ramsey
 First-team All-SEC; third-team All-American; 10 years in NFL.

Rader, John 1997-98-99-2000
 Raelchie, Chester, Mgr. 1939
 Ramey, James 1975-76-77-78
 Rampulla, John 1961
 Ramsey, Derrick 1975-76-77
 Ramsey, Dell 1920-21-22-23
 Ranier, Tom 1972, 74-75
 Ransdell, Bill 1959-60-61
 Ransdell, Billy 1983-84-85-86
 Ratliffe, Clark 1952
 Rawls, Alfred 1988-89
 Ray, Babe 1945
 Rayburn, Scott 1990
 Raynor, Keith 1967
 Reader, Jim 1959-60
 Redd, Donnie 1991-92-93-94



Doug Pelfrey's 53-yard field goal as time expired gave the Wildcats a 20-17 Homecoming win over Cincinnati in 1991. Pelfrey eventually married the Homecoming queen.

Redmond, Harry 1893
 Reed, Jim 1970-71-72
 Reed, Tom, Mgr. 1972
 Reedy, Chris 1990-91
 Reese, A.S. 1896-97-98-99
 Reese, Jerry 1984-85-86-87
 Reese, Samuel 1897-98-99-1900
 Reese, Tim 1986
 Reeves, Corey 1991-92-93-94
 Reichwein, James 1982-83-84-85
 Reid, Kareem 2003
 Reid, Walter 1938-39-40
 Renuart, William 1993
 Reyes, Kent 1973
 Rhodemyre, Jay 1942, 46-47
 Rhyne, Dan, Mgr. 1959
 Riazzi, Matt 1990-91-92-93
 Rice, Chuck 1920, 22-23
 Rice, Dennis 1946
 Rice, Guy 1899
 Rice, William H. 1922, 24-25
 Rich, Barry 1991-92-93
 Richards, Dick 1929-30-31
 Richardson, Clyde 1962-63
 Richey, Adam 2005-06
 Richey, Tom 1983-84-85
 Richmond, Ty 1980-81
 Riddle, Ches. 1973, 75-76
 Riddle, Craig 1917-18
 Riddle, Mike 1998
 Rider, Jim 1984-85
 Ridge, Don 1946-47
 Riley, Ronnie 1998-99-2000, 2002
 Riverio, Dan 1961
 Roark, Ken 1978-79-80
 Roberts, Craig 1976-77-78
 Roberts, Ronnie 1965-66-67
 Roberts, H.B. 1893
 Roberts, V.D. 1904

Robertson, Dewayne 2000-01-02
 Robertson, Kenny 1955-56-57
 Robinson, Don 1990-91-92-93
 Robinson, Jimmy 1997-98, 2000
 Robinson, John 1999-2000-01-02
 Robinson, Mike 1985, 87
 Robinson, Mike 2001
 Robinson, Ron 1986-87-88-89
 Robinson, Tom, Mgr. 1913
 Robinson, Vincent 1935-36-37
 Rodes, J.W. 1904-05
 Rodes, Pete 1907-08
 Rodes, Waller 1902, 04-05
 Rodes, Wm. (Black Doc) 1915-16
 Rodes, Wm. (Red Doc) 1909, 11-12
 Rodgers, Tom 1958-59-60
 Roe, Don 1980-81-82
 Rogers, Harry 1949-50
 Roller, David 1968-69-70
 Rollins, Jason 2001-02-03-04
 Rork, Ernest 1915
 Rose, Conrad 1928-29-30
 Ross, John 1925-26
 Rotella, Sam 1985-86
 Roth, Abe 1912-13-14
 Rotunno, Tony 1944
 Routt, G.C. 1907-08-09
 Rubin, Don 1992
 Rucks, Frank 1968-69
 Rudd, O.T. 1951
 Rudolph, Clyde 1991-92-93-94
 Rueff, Gerald, Mgr. 1968
 Rupert, Joe 1932-33-34
 Rush, Leonard 1966, 68
 Rushing, Dick 1952-53-54
 Rusk, Reggie 1994-95
 Russell, James R. 1921-22-23
 Ruth, Clint 2000, 2002-03-04
 Ryan, Andy 1979-80

S

Art Still
 First-team All-American in 1977; selected in first round of the 1978 NFL draft; 12 years in NFL.

Sabatino, Don 1983-84
 Sadler, Frank, Mgr. 1946-47
 Sagaille, Claude 2001-02-03-04
 Salsbery, Harold, Mgr. 1970
 Samuel, Marc 1997, 99
 Samuels, Terry 1990-91-92-93
 Sanders, Brandon 2000
 Sanders, Curtis 1921-22-23-24
 Sanders, Curtis Jr., Mgr. 1945
 Sanford, Kio 1994-95-96-97
 Sauer, Curtis 1923-24
 Sauerbry, Bruce 1970-71
 Saunders, Francis 1944
 Saunders, Hugh 1903
 Saylor, Jamie 2003
 Saylor, Unis, Mgr. 1948-49
 Scaldaferrri, Stephen 2000
 Schaffnit, Bill 1948-49-50
 Schellenberger, Mike 1993-94-95-96
 Schenk, Jim 1952-53
 Schiffer, Charles 1941
 Schilling, F.A. 1912
 Schlarman, John 1994-95-96-97
 Schlegel, Mike 1992-93-94-95
 Schlegle, George 1941
 Schneider, Matt 1998-99
 Schnellenberger, Howard 1952-53-54-55
 Schoenbaechler, Steve 1972
 Schollett, Frank 1957-58-59
 Scholtz, Herman 1898, 1900-01-02
 Schornick, John 1965
 Schrader, C.C. 1912-13-14-15
 Schrecker, Dennis 1961
 Schrecker, Ray 1959
 Schroeder, Scott 1979-80, 82-83
 Schu, Wilbur 1944
 Schuler, Joe 2004-05-06
 Schulte, Ray 1925-26
 Schwindel, Michael 2006-07
 Scott, Bill 1960
 Scott, Brian 1992
 Scott, Brian 2006
 Scott, Chad 2000
 Scott, Eric 2004-05-06-07
 Scott, George 1893
 Scott, Hershel 1912-13-14
 Scott, John 1893
 Scott, Phil 1938-39-40
 Scott, Steve 1969
 Scott, Wellington 1899-1900-01
 Scott, William Paul 1926
 Scroggs, Bernie 1969-70-71
 Seale, Frank 1930-31-32
 Searcy, Tom 1972
 See, Dale 1990-91
 Seiber, Lones 2006-07
 Seiple, Larry 1964-65-66
 Seitze, Nick 2000-01-02-03
 Sellers, Mark 1987-88
 Semaury, Vince 1962-63
 Sengel, George 1942, 46-47
 Serini, Wash 1944-45-46-47
 Server, Jim 1915, 19-20-21
 Servino, Chuck 1977
 Settle, Ed 1964
 Settles, Barry, Mgr. 1972
 Settles, Pat, Mgr. 1970
 Severs, Roscoe 1897-98
 Sexton, Doug 1972
 Sexton, Gary 1984-85
 Sexton, Tyler 2006-07
 Shadowen, Todd 1980-81-82
 Shadowen, Leon 1978-79
 Shahid, Cary 1967-68-69
 Shahid, Salim 1990-91-93
 Shanklin, Arthur 1917-18-19-20

Shanklin, Eugene 1933
 Shanklin, George 1907-08-09-10
 Shanklin, Kendrick 1998-99-2000
 Shannon, Hugh 1944-45
 Shannon, John 1984-85-86-87
 Shatto, Dick 1953
 Shaw, Fred, Mgr. 1920
 Shaw, Glenn 1957-58-59
 Shehan, Bill 1988
 Shehan, Bob 1992
 Shelby, Joe 1908-09
 Sheldon, F.M. 1905
 Shelton, John 1924
 Shelton, Keith 2002-03-04
 Shepherd, Joe 1937-38-39
 Sherman, Bob 1937
 Sherwood, Adrian 1990-91-92-93
 Shively, Doug 1956-57-58
 Short, J. Cleves 1894-95
 Shuford, Brad 1990
 Shumate, Casey 2004
 Shurtliff, Bob 1983-84
 Shutt, Mike 1978-79
 Siddens, Tyler 1995-96-97
 Siganos, Mike 1974-75-76-77
 Simmons, Eddie 1983
 Simms, Ernest 1999-2000-01-02
 Simms, Jaysuma 1993-94-95-96
 Simon, A.J. 1997-98-99
 Simpson, Clay 1915-16
 Simpson, Elmore 1935-36-37
 Simpson, James 1991-92
 Simpson, Tommy 1960-61-62
 Singleton, Ed 1973-74-75
 Sinor, Don 1958-59-60
 Sivinski, Brian 1993-94-95
 Sixbery, Kip 1999-2000
 Skaggs, Wendell 1935-36-37
 Skinner, George 1930-31-32
 Skur, Rollie 1976
 Slade, D.D. 1897
 Slates, Steve 1975-76
 Slaton, Paul, Mgr. 1936
 Slaydon, Travis 2005-06
 Sloan, Paul 1957
 Smith, Alfonso 2006-07
 Smith, Andr 1996
 Smith, Andy 1999
 Smith, Bo 1988
 Smith, Bo 2002-03, 05
 Smith, Brad 1990-91
 Smith, Calvin 1951
 Smith, Chuck 1978-79-80
 Smith, Dee 1986-87
 Smith, Derek 1999-2000
 Smith, D.P. 1892
 Smith, Ed 1963
 Smith, Frank 1924-25-26
 Smith, George 1914
 Smith, Giles 1964, Mgr. 1965
 Smith, Grayson 1997-98-99-2000
 Smith, Jeff 1981-82-83-84
 Smith, Jim 1970, Mgr. 1972
 Smith, Joe David 1964-65
 Smith, Lamont 1994-95-96-97
 Smith, Larry 1983-84-85-86
 Smith, Leon 1993-94-95
 Smith, Nigel 2001
 Smith, Omar 1996, 99-2000
 Smith, Reggie 1989-90-91-92
 Smith, Sean 1991
 Smith, Shawn 1995-96
 Smith, Sidney 1898
 Smith, S.J. 1898
 Smith, Tim 1988
 Smolder, Ed 1974-75-76
 Smotherman, Frank 1947
 Smyth, Gerald 1979-80-81-82
 Snardon, David 1992-93-94-95
 Snedegar, Jeff 1996-97-98-99
 Spanish, Dan 1964-65-66

Spanton, W.A. 1901-02
 Spears, Howell 1911
 Spears, Larry 1938-39-40
 Speedy, Jeff 1993-94-95
 Spencer, B.W. 1902-03
 Spencer, Chad 1996
 Spencer, Howell 1901-02
 Speyer, H.A. 1906
 Spicer, Bill 1958
 Spicer, Carey 1928-29-30
 Spickard, Tom 1938-39
 Sponheimer, Paul 1971,73-74
 Sprowles, Justin 2002-03-04-05
 St. John, C.P. 1903
 Stacey, Jim 1899
 Stanko, Ed 1964-65
 Steckler, Dick, Mgr. 1959
 Steele, Ron 1973
 Steely, Sherman 1893
 Stein, Matt 1983-84
 Stephan, Joe 1969-70-71
 Stephens, David 1975,77-78
 Stephens, Elmore 1971,73-74
 Stephenson, E.A. 1923
 Steuber, Jacob 2002-03
 Stevenson, Anthony 2001-02
 Steward, Gary 1960-61-62
 Stewart, Anwar 1996-97, 99
 Stewart, Rod 1975-76-77-78
 Still, Art 1974-75-76-77
 Stinson, Robert 1991-92-93-94
 Stoll, Richard C. 1893-94
 Stone, Earl 1906
 Stone, Neville 1906-07
 Stouffer, R.T. 1907
 Stout, B.E.W., Mgr. 1908
 Strange, Leo 1952-53-54-55
 Straus, Charles L. 1897-98
 Streck, Jeremy 1996-97-98
 Strein, Rick 1979, 81
 Strickland, Michael 2006
 Strother, Jack, Mgr. 1932
 Stuart, Joe 1954
 Stubbs, Scott 1985,87
 Stubbs, Stuart 1985
 Sturgeon, Charles 1958-59-60
 Sucurovic, Sevin 2002, 04
 Sullivan, Roger 1991-92-93-94
 Sullivan, Roger 1999
 Summers, George 1927
 Summer, G. 1906
 Sumrall, Jon 2002-03-04
 Supe, Kurt 1993-94-95-96
 Sutak, John 1944
 Swanson, Billy 1989-90
 Swart, Jim 1964-65-66
 Swindle, Earl 1970-71-72
 Sword, Harvey 1971-72-73
 Sydnor, Ed 1937

T
Herschel Turner
 1963 All-American and All-SEC
 honoree; two-year NFL veteran.

Talamini, Bob 1957-58-59
 Tammé, Jacob 2004-05-06-07
 Tanner, Jeff 1993-94-95-96
 Tatterson, John 1972-73-74
 Tatum, Derrick 1999-2000-01-02
 Taylor, Harry 1941-42
 Taylor, N.S. 1908
 Taylor, Jim, Mgr. 1941
 Terrill, Flanery 1928
 Tesar, Jay, 1985,87-88
 Thiesing, Bill 1909
 Thomas, Ben 1972-73-74
 Thomas, Derrick 1989-90-91
 Thomas, Hobart 1944
 Thomas, Jason 1995
 Thomas, Mike 1989-90

Thomas, Ron 1978
 Thomas, Smith 1903
 Thompson, J.J. 1902
 Thompson, Dan 1993
 Thompson, David 1982-83-84
 Thompson, Jim 1913-14-15
 Thompson, Joe 1928-29
 Thompson, John A. 1892
 Thompson, Mark 1961
 Thompson, Phil 1967-68-69
 Thompson, W.D. 1919-20
 Thornton, Anthony 2002-03-04
 Thornton, David 1920
 Threlkeld, Polk 1909-10
 Throckmorton, Russ 2003-04
 Tichenor, Bill 1933
 Tingle, Steve 1969
 Todd, Jason 1992
 Todd, Talbot 1963-64-65
 Tolbert, Chris 1987-88-89-90
 Tolston, Bill 1975,77-78
 Tom, Adam 2004
 Toth, Louis 1928-29-30
 Townes, Fay, Mgr. 1915
 Tracy, Bill 1937
 Tracy, Len 1923-24-25
 Trego, Steve 1987
 Tribble, Cliff 1956-57-58
 Triplett, Pete 1942
 Trospier, Dave 1975-76-77
 Truman, Lee 1947-48-49
 Tucci, Rich 1963-64-65
 Tucker, James 1992-93-94-95
 Tunstill, Jesse 1942, 45,46
 Turituri, Fatu 2005-06
 Turner, Herschel 1961-62-63
 Turner, J.M. 1905
 Turner, James D. 1894-95-96-98
 Tuttle, William 1911-12-13-14

U
Harry Ulinski
 Four-year letterman; All-SEC and
 team captain in 1949; six-year
 NFL veteran.

Ulinski, Harry 1946-47-48-49
 Urbaniak, Cecil 1929-30-31
 Urbaniak, Jim 1955-56-57

V
Jeff Van Note
 Three-year letterman; UK MVP in
 '68; played in six Pro Bowls dur-
 ing 18-year NFL career.

Vance, Wendell 1949-50
 VanMeter, Ben, Mgr. 1893-94
 VanMeter, Dave 1969-70-71
 VanMeter, Doug 1965-66-67
 VanMeter, Emanuel 1924,26-27
 Van Note, Jeff 1966-67-68
 VanSickel, Nate 2002-03
 Vanzant, Russell, Mgr. 1923
 Vaughn, Charles 1959
 Velotta, Mike 1984-85-86
 Venable, Pete 1979,81
 Verdonk, Bill 1994
 Vires, Pete 1937-38
 Vogt, John 1899-1900-01-02
 Vorderbrueggen, John 1984

W
Dean Wells
 Four-year letterman; UK MVP in
 '92; nine years in NFL.

Waddle, Beverly 1926
 Wadlington, Jim 1935,37
 Wagner, Harry 1932
 Wagner, Sheldon, 1933-34
 Wajda, Anthony 1998-99-2000-01
 Walker, Bobby 1954-55-56

Walker, Charlie Bill 1941-42-46
 Walker, Craig 1990-91-92
 Walker, H.L. 1907
 Walker, Harry 1932-33-34
 Walker, W.G. 1917,19
 Wallace, D.J. 1983-84
 Walter, Kit 1987
 Walters, Stephan 1996-97-98
 Walters, Tom 1927-28-29
 Walz, Roger 1965-66
 Wannamaker, Bill 1948-49-50
 Ward, A.F. 1896
 Ward, Chris 1993-94-95-96
 Ward, Littleton 1994-95-96-97
 Ward, Paul 1896
 Ward, Sterling 1989-90-91-92
 Warford, Paul 2006-07
 Warring, Leo 1968, Mgr. 1969
 Wathen, C. 1921
 Watkins, George C. 1910-11
 Watson, Alan 1979-80-81-82
 Watson, Anthony 1996-97
 Watson, Cova, Mgr. 1921
 Watts, Jason 1995-96-97
 Weaver, Rufus 1893
 Webb, Clayton 1948-49-50
 Webb, Dick 1907,09-10
 Webster, Mike 1997-98
 Weihe, Jeff 1991
 Weinman, Al, Mgr. 1950-51
 Welch, John T. 1892
 Weld, David 1967
 Wells, Dean 1989-90-91-92
 Wells, Emerson 1992
 Wells, Patrick 2000
 Wert, Charles 1925-26-27
 Wesley, Lee 1996-97-98-99
 Wester, Filmore 1996
 Wetta, Jim 1988
 Whalen Jr., James 1997-98-99
 Whayne, E.C. 1897-98
 Wheary, Tom 1984-85
 Wheeler, Bill 1953-54-55
 Wheeler, Mark 1983-84-85-86
 White, Anthony 1997-98-99
 White, Durrell 2003-04-05-06
 White, Jamal 1998-99-2000-01
 White, Jermaine 1997-98, 2000-01
 White, Oliver 1982-83-84
 Whittinghill, H.R., Mgr. 1902
 Wiggins, Patrick 1999-2000-01
 Whittinghill, R.T. 1900
 Wilburn, Bill 1942
 Wilburn, Butch 1984-85-86-87
 Wilder, Newell 1931
 Wiley, Ed 1920
 Wilhelm, Jim 1917,20
 Willard, Miles 1951,53
 Wilkins, Tom 1984-85-86
 Wilks, Dean 1987-88-89-90
 Willey, Rob 2002
 Williams, Billy 1977-78
 Williams, Brian 1982-83-84-85
 Williams, Charles, Mgr. 1940
 Williams, Delon 1911
 Williams, Doug 1981
 Williams, Duce 1990-91-92-93
 Williams, Dustin 2002-03
 Williams, Fred 1974-75, 77-78
 Williams, Garry 2005-06-07
 Williams, Howard 1928-29-30
 Williams, James, Mgr. 1929
 Williams, Jarrell 2005
 Williams, John 1898
 Williams, Johnny 2005-06-07
 Williams, Ken 1953
 Williams, Michael 2007
 Williams, Karl 1913-14-15
 Williams, Mike 2001-02-03-04
 Williams, Moe 1993-94-95
 Williams, Roger 2004-05-06-07
 Williams, Steve 1979-80-81-82

Williams, Trai 2003-04-05-06
 Willim, John 1898
 Willis, Gary 1990-91
 Willis, Ken 1987-88-89
 Willis, Steve 1980
 Willis, Tewayne 2003
 Willoughby, Emmett 1938-39-40
 Wills, W.C. 1902
 Wilson, Cullen 1957-58-59
 Wilson, Dick 1898, Mgr. 1901
 Wilson, Earl 1977-78,80
 Wilson, Felix 1977-78-79
 Wilson, James M. 1906-07
 Wilson, Kiyo 1993-94-95-96
 Wilson, Marc 1996-97
 Wilson, Murray 1906
 Wilson, S.E. 1896
 Wilson, W.B. 1910
 Wilson, Warren 2001, 03-04
 Wimberly, Greg 1980
 Windsor, Bob 1965-66
 Winkel, Bob 1974-75-76,78
 Withrow, Calvin 1964-65-66
 Wixson, Bob Jr. 1969-70-71
 Wodtke, Bob 1948
 Wolf, Louis 1966-67-68
 Wolfe, Rod 1969
 Wood, Clark 1940-41-42
 Wood, DeMarcus 2002, 04
 Wood, Hugh 1900-02-03-04
 Wood, Kenny 1967
 Woodcock, Jeff 1971-72-73
 Wooddell, Harold 1949-50
 Woodfork, Michael 1993-94-95-96
 Woods, Greg 1973-74-75-76
 Woods, John 1893-94-95
 Woods, Tony 1996-96-97
 Woodson, Andre' 2004-05-06-07
 Woodson, Harry 1911-12-13
 Woodyard, Wesley 2004-05-06-07
 Woolum, Jerry 1960-61-62
 Worley, Joe 1984-85-86-87
 Wright, Eric 1993-94
 Wright, Floyd 1914
 Wright, Ralph 1929-30-31
 Wright, Rich 1957-58-59
 Wunder, Alex 1997
 Wurtele, Ed C. 1902
 Wyatt, Randy 1993-94

Y
Walt Yowarsky
 Three-year letterman; eight-year
 NFL veteran.

Yarano, Don 1983-84-85-86
 Yarutis, Leo 1942,46-47
 Yates, George 1929-30-31
 Yeast, Craig 1995-96-97-98
 Yost, Roger 1944-45
 Young, Lee 1980
 Young, Walter, Mgr. 1960
 Yowarsky, Walt 1948-49-50

Z
Al Zampino
 Three-year letterman; led team to
 1952 Cotton Bowl; Interrupted
 playing career to join service.

Zampino, Al 1951,53,56
 Zaranka, Ben 1947-48-49-50
 Zerfoss, George 1919
 Zerfoss, Karl 1913-14-15
 Zerfoss, Tom 1913
 Zigman, Tony 1987-88-89
 Zinn, Tommy 1941
 Zoeller, Dave 1938-39-40
 Zurcher, Jeff 1996-97-98

ALL-TIME RESULTS

1881-Won 1, Lost 2

7.2	Kentucky U.	1	Lexington	Nov 12
1	Kentucky U.	2	Lexington	Nov 19
2.2	Kentucky U.	3.7	Lexington	Dec 3
10.4		6.7		

1891-Won 1, Lost 1

8	Georgetown	2	Lexington	Apr 10
#	Kentucky U.	-	Lexington	Dec 12
0	Centre College	10	Lexington	Dec 19
8		12		

COACH: S.M. Pottinger, J.P. Selby

CAPT: John Bryan

#Game called because of injury to KU player

1892-Won 2, Lost 4, Tied 1

0	Kentucky U.	0	Lexington	Oct 29
6	Central U.	8	Richmond	Nov 5
4	Central U.	8	Lexington	Nov 12
14	Louisville A.C.	10	Louisville	Nov 19
0	V.M.I.	34	Lexington, Va.	Nov 26
6	Central U.	10	Lexington	Dec 3
10	Kentucky U.	4	Lexington	Dec 10
40		74		

COACH: Prof. A.M. Miller, John A. Thompson

CAPT: Ed Hobdy

1893-Won 5, Lost 2, Tied 1

80	Georgetown	0	Lexington	Oct 14
56	Tennessee	0	Knoxville	Oct 21
4	Centre College	6	Danville	Oct 28
#28	Kentucky U.	0	Lexington	Nov 4
36	Central U.	48	Lexington	Nov 11
14	Cincinnati YMCA	4	Cincinnati	Nov 18
38	Kentucky U.	28	Lexington	Nov 25
24	Indiana	24	Lexington	Nov 30
280		110		

COACH: John A. Thompson

CAPT: Ulysses Garred

#Contest was regarded as an exhibition game. It was arranged after rain caused cancellation of scheduled games between KSC and Cincinnati YMCA and KU and Central.

1894-Won 5, Lost 2

4	Cincinnati U.	32	Cincinnati	Sept 22
40	Georgetown	6	Lexington	Oct 6
28	Miami (Ohio)	6	Lexington	Oct 13
64	Jeffersonville A.C.	0	Lexington	Oct 20
44	Kentucky U.	0	Lexington	Nov 10
0	Centre College	67	Lexington	Nov 17
38	Central U.	10	Lexington	Nov 29
218		121		

COACH: W.P. Finney

CAPT: George Carey

(Kentucky Intercollegiate League Champions)

1895-Won 4, Lost 5

10	Frankfort A.C.	0	Frankfort	Oct 5
0	Purdue	32	Lafayette	Oct 12
0	DePauw	18	Greencastle	Oct 14
6	Centre College	0	Danville	Oct 19
0	Georgetown	10	Georgetown	Oct 26
26	Kentucky U.	0	Lexington	Nov 3
6	Ohio State	8	Lexington	Nov 15
16	Louisville A.C.	10	Lexington	Nov 23
0	Centre College	16	Lexington	Nov 28
64		94		

COACH: Charles Mason

CAPT: Smith Alford

1896-Won 3, Lost 6

0	Lexington A.C.	10	Lexington	Oct 3
0	Vanderbilt	6	Nashville	Oct 10
4	Calletsburg A.C.	6	Calletsburg	Oct 17
36	Kentucky U.	6	Lexington	Oct 24
0	Centre College	32	Danville	Oct 31
62	Central U.	0	Lexington	Nov 7
0	Centre College	44	Lexington	Nov 14
16	Georgetown	0	Georgetown	Nov 21
4	Louisville A.C.	30	Louisville	Nov 27
122		134		

COACH: Dudley Short

CAPT: Walter Duncan

1897-Won 2, Lost 4

8	Kentucky U.	6	Lexington	Oct 2
0	Ky Wesleyan	4	Winchester	Oct 11
20	Georgetown	4	Lexington	Oct 23
0	Vanderbilt	50	Nashville	Oct 30
0	Central U.	18	Lexington	Nov 6
0	Centre College	36	Lexington	Nov 25
28		118		

COACH: Lyman B. Eaton

CAPT: Roscoe Severs

1898-Won 7, Lost 0

18	Kentucky U.	0	Lexington	Oct 1
28	Georgetown	0	Georgetown	Oct 8
59	Co.H. of 8th Mass.	0	Lexington	Oct 15
16	Louisville A.C.	0	Louisville	Oct 29
6	Centre College	0	Lexington	Nov 5
17	160th Indiana	0	Lexington	Nov 12
36	Newcastle A.C.	0	Lexington	Nov 19
180		0		

COACH: W.R. Bass

CAPT: Roscoe Severs

1899-Won 5, Lost 2, Tied 2

23	Kentucky U.	6	Lexington	Oct 7
18	Miami (Ohio)	5	Lexington	Oct 18
11	Centre College	11	Danville	Oct 21
0	Tennessee	12	Knoxville	Nov 4
0	Central U.	5	Lexington	Nov 11
34	Georgetown	0	Lexington	Nov 18
0	Washington & Lee	0	Lexington	Nov 21
6	Washington & Lee	0	Lexington	Nov 22
6	Alumni	5	Lexington	Nov 30
98		44		

COACH: W.R. Bass

CAPT: A.S. Reese

1900-Won 4, Lost 6

6	Cincinnati	20	Cincinnati	Sept 29
12	Louisville YMCA	6	Lexington	Oct 6
0	Centre College	5	Danville	Oct 13
0	All-Kentucky	5	Lexington	Oct 20
#0	Central U.	6	Lexington	Oct 27
12	Louisville YMCA	0	Louisville	Nov 3
5	Avondale	11	Lexington	Nov 10
12	Georgetown	0	Lexington	Nov 17
0	Central U.	11	Richmond	Nov 24
12	Kentucky U.	0	Lexington	Nov 29
59		64		

COACH: W.H. Kiler

CAPT: Wellington Scott

#(Forfeit)

1901-Won 2, Lost 6, Tied 1

0	Vanderbilt	22	Nashville	Oct 5
0	Cincinnati	0	Lexington	Oct 12
#17	Georgetown	0	Georgetown	Oct 19
0	Kentucky U.	27	Lexington	Oct 26
6	Avondale A.C.	17	Cincinnati	Nov 2
0	Louisville YMCA	11	Louisville	Nov 9
*0	Central U.	5	Lexington	Nov 16
0	Tennessee	5	Knoxville	Nov 23
16	Cincinnati	0	Lexington	Nov 28
39		87		

COACH: W.H. Kiler CAPT: L.W. Martin

#(Between second teams)

*(1st year after consolidation of Central and Centre)

1902-Won 3, Lost 5, Tied 1

22	Q and C RRR	0	Lexington	Sept 27
11	Miami (Ohio)	5	Lexington	Oct 4
28	Georgetown	0	Lexington	Oct 18
0	Nashville U.	11	Nashville	Oct 25
0	Mooney School	23	Murfreesboro	Oct 27
0	Central U.	15	Danville	Nov 1
0	Louisville YMCA	17	Louisville	Nov 8
6	Cincinnati	6	Lexington	Nov 15
5	Kentucky U.	6	Lexington	Nov 27
72		83		

COACH: E.N. McLeod

CAPT: John H.L. Vogt

1903-Won 7, Lost 1

39	Cynthiana	0	Lexington	Sept 25
21	Xavier	0	Lexington	Oct 3
17	Berea College	0	Lexington	Oct 10
18	K.M.I.	0	Lexington	Oct 17
47	Miami (Ohio)	0	Lexington	Oct 24
51	Georgetown	0	Lexington	Nov 2
11	Marietta	5	Lexington	Nov 7
0	Kentucky U.	17	Lexington	Nov 26
204		22		

COACH: C.A. Wright

CAPT: David Maddox

1904-Won 9, Lost 1

28	Paris A.C.	0	Lexington	Sept 30
12	Indiana	0	Bloomington	Oct 8
40	Central U.	0	Danville	Oct 12
42	Berea College	0	Lexington	Oct 15
6	Bethany (W.Va.)	0	Lexington	Oct 18
0	Cincinnati	11	Cincinnati	Oct 22
11	K.M.I.	0	Lexington	Nov 5
35	Georgetown	0	Georgetown	Nov 12
81	Central U.	0	Lexington	Nov 19
21	Kentucky U.	4	Lexington	Nov 24
276		15		

COACH: F.E. Schacht

CAPT: J. White Guyn

1905-Won 6, Lost 3, Tied 1

52	Cynthiana(Indep)	0	Lexington	Sept 27
23	Calletsburg A.C.	0	Lexington	Sept 30
0	Indiana	29	Bloomington	Oct 7
12	K.M.I.	4	Lexington	Oct 14
46	Berea College	0	Lexington	Oct 28
53	Marshall College	0	Huntington	Nov 2
0	W. Virginia	45	Morgantown	Nov 4
#12	Cumberland	0	Lexington	Nov 11
*0	St. Louis	82	St. Louis	Nov 18
11	Central U.	11	Lexington	Nov 25
209		171		

COACH: F.E. Schacht

CAPT: Bill Kemper

#(Forfeit)

*(UK coach and 1st team stayed home)

1906-Won 4, Lost 3

0	Vanderbilt	28	Nashville	Oct 6
48	Eminence A.C.	0	Lexington	Oct 13
16	K.M.I.	11	Lexington	Oct 27
0	Marietta	16	Lexington	Nov 2
21	Tennessee	0	Lexington	Nov 10
19	Georgetown	0	Georgetown	Nov 24
6	Centre College	12	Lexington	Nov 29
110		67		

COACH: J. White Guyn

CAPT: Frank Paulin

1907-Won 9, Lost 1, Tied 1

17	Ky. Wesleyan	0	Winchester	Sept 21
6	Winchester A.C.	0	Lexington	Sept 28
30	Lou. Manual Tr.	0	Lexington	Sept 28
0	Vanderbilt	40	Nashville	Oct 5
29	Morris-Harvey	0	Lexington	Oct 12
40	Hanover	0	Lexington	Oct 21
0	Tennessee	0	Knoxville	Nov 9
5	Maryville	2	Maryville	Nov 11
38	Georgetown	0	Lexington	Nov 16

11	Centre College	0	Lexington	Nov 28
5	Kentucky U.	0	Lexington	Dec 5
181		42		

COACH: J. White Guyn

CAPT: George Adair

1908-Won 4, Lost 3

17	Berea College	0	Lexington	Oct 10
0	Tennessee	7	Knoxville	Oct 17
18	Maryville	0	Maryville	Oct 19
0	Sewanee	12	Lexington	Oct 31
0	Michigan	62	Ann Arbor	Nov 7
12	Rose Polytechnic	0	Lexington	Nov 14
40	Centre College	0	Lexington	Nov 26
87		81		

COACH: J. White Guyn

CAPT: George Hendrickson

1909-Won 9, Lost 1

18	Ky. Wesleyan	0	Lexington	Sept 25
28	Berea College	0	Lexington	Oct 2
6	Illinois	2	Urbana	Oct 9
17	Tennessee	0	Lexington	Oct 16
6	N.C. A&M	15	Raleigh	Oct 22
43	Rose Polytechnic	0	Lexington	Oct 28
22	Georgetown	6	Georgetown	Nov 3
29	St. Mary's Col.	0	Lexington	Nov 6
77	Transylvania	0	Lexington	Nov 13
15	Centre College	6	Lexington	Nov 25
281		29		

COACH: E.R. Sweetland

CAPT: Dick Barbee

1910-Won 7, Lost 2

12	Ohio U.	0	Lexington	Sept 24
12	Maryville Col.	5	Lexington	Oct 1
11	North Carolina	0	Lexington	Oct 8
42	Ky. Wesleyan	0	Winchester	Oct 15
37	Georgetown	0	Lexington	Oct 22
10	Tulane	3	Lexington	Oct 29
10	Tennessee	0	Knoxville	Nov 5
0	St. Louis	9	St. Louis	Nov 12
6	Centre College	12	Lexington	Nov 24
140		29		

COACH: E.R. Sweetland

CAPT: Dick Webb

1911-Won 7, Lost 3

13	Maryville	0	Lexington	Sept 30
12	Morris-Harvey	0	Lexington	Oct 7
12	Miami (Ohio)	0	Oxford	Oct 14
17	Lex. High School	0	Lexington	Oct 21
0	Cincinnati	6	Lexington	Oct 28
18	Georgetown	0	Georgetown	Nov 4
0	Vanderbilt	18	Nashville	Nov 11
5	Transylvania	12	Lexington	Nov 18
8	Centre College	5	Lexington	Nov 23
12	Tennessee	0	Lexington	Nov 30
97		41		

COACH: P.P. Douglass



1913-Won 6, Lost 2

21	Butler	7	Lexington	Sept 27
0	Illinois	21	Urbana	Oct 4
21	Ohio Northern	0	Lexington	Oct 18
27	Cincinnati	7	Lexington	Oct 25
28	Earlham	10	Lexington	Nov 1
33	Wilmington	0	Lexington	Nov 8
20	Louisville	0	Louisville	Nov 22
7	Tennessee	13	Lexington	Nov 27

157 58
COACH: Alpha Brumage
CAPT: Herschel Scott

1914-Won 5, Lost 3

87	Wilmington	0	Lexington	Sept 26
80	Maryville	0	Lexington	Oct 3
19	Mississippi A&M	13	Lexington	Oct 17
81	Earlham	3	Lexington	Oct 24
7	Cincinnati	14	Cincinnati	Oct 31
6	Purdue	40	Lafayette	Nov 7
42	Louisville	0	Lexington	Nov 14
6	Tennessee	23	Knoxville	Nov 26

328 93
COACH: Alpha Brumage
CAPT: Jim Park

1915-Won 6, Lost 1, Tied 1

33	Butler	0	Lexington	Oct 2
54	Earlham	13	Lexington	Oct 9
0	Mississippi A&M	12	Starkville	Oct 16
7	Sewanee	7	Lexington	Oct 23
27	Cincinnati	6	Lexington	Oct 30
15	Louisville	0	Louisville	Nov 6
7	Purdue	0	Lexington	Nov 13
6	Tennessee	0	Lexington	Nov 25

149 38
COACH: J.J. Tigert
CAPT: Charles Schrader

1916-Won 4, Lost 1, Tied 2

39	Butler	3	Lexington	Sept 30
68	Centre College	0	Lexington	Oct 7
0	Vanderbilt	45	Lexington	Oct 14
0	Sewanee	0	Lexington	Oct 21
32	Cincinnati	0	Cincinnati	Oct 28
13	Mississippi A&M	3	Lexington	Nov 13
0	Tennessee	0	Knoxville	Nov 30

152 51
COACH: J.J. Tigert
CAPT: Maury Crutcher

1917-Won 3, Lost 5, Tied 1

33	Butler	0	Lexington	Sept 29
19	Maryville	0	Lexington	Oct 6
0	Miami (Ohio)	0	Lexington	Oct 13
0	Vanderbilt	5	Lexington	Oct 20
0	Sewanee	7	Chattanooga	Oct 27
0	Centre College	3	Danville	Nov 3
0	Mississippi A&M	14	Starkville	Nov 10
0	Alabama	27	Lexington	Nov 17
52	Florida	0	Lexington	Nov 29

104 56
COACH: S.A. Boles
CAPT: John Brittain

1918-Won 2, Lost 1

24	Indiana	7	Bloomington	Oct 5
0	Vanderbilt	33	Nashville	Nov 2
21	Georgetown	3	Georgetown	Nov 9
#	Centre College	-	Lexington	Nov 30

45 43
COACH: Andy Gill
CAPT: John G. Heber

#(Cancelled because of flu epidemic)

1919-Won 3, Lost 4, Tied 1

12	Georgetown	0	Lexington	Oct 4
0	Indiana	24	Lexington	Oct 11
0	Ohio State	49	Columbus	Oct 18
6	Sewanee	0	Sewanee	Oct 25
0	Vanderbilt	0	Lexington	Nov 1
0	Cincinnati	7	Cincinnati	Nov 8
0	Centre College	56	Danville	Nov 15
13	Tennessee	0	Lexington	Nov 27

31 136
COACH: Andy Gill
CAPT: Tony Dishman

1920-Won 3, Lost 4, Tied 1

62	S.P.U.	0	Lexington	Oct 2
31	Maryville	0	Lexington	Oct 9
0	Miami (Ohio)	14	Oxford	Oct 16
6	Sewanee	6	Lexington	Oct 23
0	Vanderbilt	20	Nashville	Oct 30
7	Cincinnati	6	Lexington	Nov 6
0	Centre College	49	Lexington	Nov 13
7	Tennessee	14	Knoxville	Nov 25

111 109
COACH: W.J. Juneau
CAPT: Eger Murphee

1921-Won 4, Lost 3, Tied 1

68	Ky. Wesleyan	0	Lexington	Oct 1
28	Marshall	0	Lexington	Oct 8
14	Vanderbilt	21	Lexington	Oct 15
33	Georgetown	0	Lexington	Oct 22
0	Sewanee	6	Louisville	Oct 29
0	Centre College	55	Danville	Nov 5
14	V.M.I.	7	Louisville	Nov 12
0	Tennessee	0	Lexington	Nov 24

187 89
COACH: W.J. Juneau
CAPT: Jim Server

1922-Won 6, Lost 3

16	Marshall	0	Lexington	Sept 30
15	Cincinnati	0	Lexington	Oct 7
73	Louisville	0	Lexington	Oct 14
40	Georgetown	6	Georgetown	Oct 21
7	Sewanee	0	Lexington	Oct 28
3	Centre College	27	Lexington	Nov 4
0	Vanderbilt	9	Nashville	Nov 11
6	Alabama	0	Lexington	Nov 18
7	Tennessee	14	Knoxville	Nov 30

167 56
COACH: W.J. Juneau
CAPT: Birkett Pribble

1923-Won 4, Lost 3, Tied 2

41	Marshall	0	Lexington	Sept 29
14	Cincinnati	0	Cincinnati	Oct 6
6	Wash. & Lee	6	Lexington	Oct 13
28	Maryville	0	Lexington	Oct 20
35	Georgetown	0	Lexington	Oct 27
0	Centre College	10	Danville	Nov 3
8	Alabama	16	Tuscaloosa	Nov 10
3	Georgia Tech	3	Atlanta	Nov 17
0	Tennessee	18	Lexington	Nov 29

135 53
COACH: J.J. Winn
CAPT: Dell Ramsey

1924-Won 4, Lost 5

29	Louisville	0	Lexington	Oct 4
42	Georgetown	0	Lexington	Oct 11
7	Wash. & Lee	10	Lexington	Oct 18
7	Sewanee	0	Lexington	Oct 25
0	Centre College	7	Lexington	Nov 1
7	Alabama	42	Tuscaloosa	Nov 8
3	V.M.I.	10	Lexington	Nov 15
27	Tennessee	6	Knoxville	Nov 27
7	W. Va. Wesleyan	24	Charleston	Dec 6

129 99
COACH: Fred J. Murphy
CAPT: Curtis Sanders

1925-Won 6, Lost 3

13	Maryville	6	Lexington	Sept 26
0	Chicago	9	Chicago	Oct 3

19	Clemson	6	Lexington	Oct 10
0	Wash. & Lee	25	Lexington	Oct 17
14	Sewanee	0	Lexington	Oct 24
16	Centre College	0	Danville	Oct 31
0	Alabama	31	Birmingham	Nov 4
7	V.M.I.	0	Charleston	Nov 14
23	Tennessee	20	Lexington	Nov 26

92 97
COACH: Fred J. Murphy
CAPT: Ab Kirwan

1926-Won 2, Lost 6, Tied 1

25	Maryville	0	Lexington	Oct 2
6	Indiana	14	Bloomington	Oct 9
13	Wash. & Lee	14	Lexington	Oct 16
18	Florida	13	Jacksonville	Oct 23
13	Va. Tech	13	Lexington	Oct 30
0	Alabama	14	Birmingham	Nov 6
9	V.M.I.	10	Charleston	Nov 13
0	Centre College	7	Lexington	Nov 20
0	Tennessee	6	Knoxville	Nov 25

84 91
COACH: Fred J. Murphy
CAPT: Frank Smith

1927-Won 3, Lost 6, Tied 1

6	Maryville	6	Lexington	Sept 24
0	Indiana	21	Lexington	Oct 1
13	Ky. Wesleyan	7	Lexington	Oct 8
6	Florida	27	Jacksonville	Oct 15
0	Wash. & Lee	25	Lexington	Oct 22
6	Vanderbilt	34	Nashville	Oct 29
6	Alabama	21	Birmingham	Nov 5
25	V.M.I.	0	Charleston	Nov 12
53	Centre College	0	Danville	Nov 19
0	Tennessee	20	Lexington	Nov 24

115 161
COACH: Harry Gamage
CAPT: Charles Wert

1928-Won 4, Lost 3, Tied 1

61	Carson-Newman	0	Lexington	Oct 6
6	Wash. & Lee	0	Lexington	Oct 13
0	Northwestern	7	Evanston	Oct 20
8	Centre College	0	Lexington	Oct 27
7	Vanderbilt	14	Nashville	Nov 3
0	Alabama	14	Montgomery	Nov 10
18	V.M.I.	6	Lexington	Nov 17
0	Tennessee	0	Knoxville	Nov 29

100 41
COACH: Harry Gamage
CAPT: Claire Dees

1929-Won 6, Lost 1, Tied 1

40	Maryville*	0	Lexington	Oct 5
20	Wash. & Lee	6	Lexington	Oct 12
58	Carson-Newman	0	Lexington	Oct 19
33	Centre College	0	Danville	Oct 26
44	Clemson	6	Lexington	Nov 2
13	Alabama	24	Montgomery	Nov 9
23	V.M.I.	12	Lex. Va.	Nov 16
6	Tennessee	6	Lexington	Nov 28

237 54
COACH: Harry Gamage
CAPT: Ed Covington

1930-Won 5, Lost 3

37	Sewanee*	0	Lexington	Oct 4
57	Maryville	0	Lexington	Oct 11
33	Wash. & Lee	14	Lexington	Oct 18
47	Virginia	0	Lexington	Oct 25
0	Alabama	19	Lexington	Nov 1
7	Duke	14	Durham	Nov 8
26	V.M.I.	0	Lexington	Nov 15
0	Tennessee	8	Knoxville	Nov 27

207 55
COACH: Harry Gamage
CAPT: L.G. Forquer

1931-Won 5, Lost 2, Tied 2

19	Maryville	0	Lexington	Oct 3
45	Wash. & Lee	0	Lexington	Oct 10
6	Maryland	6	College Park	Oct 17
20	Virginia Tech	6	Lexington	Oct 24

7	Alabama	9	Tuscaloosa	Oct 31
0	Duke	7	Lexington	Nov 7
20	V.M.I.	12	Lex. Va.	Nov 14
6	Tennessee	6	Lexington	Nov 26
7	Florida	2	Jacks'ville	Dec 5

130 52
COACH: Harry Gamage
CAPT: Ralph Wright

1932-Won 4, Lost 5

23	V.M.I.	0	Lexington	Sept 24
18	Sewanee	0	Lexington	Oct 1
12	Georgia Tech	6	Atlanta	Oct 8
53	Wash. & Lee	7	Lexington	Oct 15
0	Virginia Tech	7	Blacksburg	Oct 22
7	Alabama	12	Lexington	Oct 29
0	Duke	13	Durham	Nov 5
3	Tulane	6	Lexington	Nov 12
0	Tennessee	26	Knoxville	Nov 24

116 77
COACH: Harry Gamage
CAPT: Bud Davidson

1933-Won 5, Lost 5

46	Maryville	2	Lexington	Sept 23
7	Sewanee	0	Lexington	Sept 30
7	Georgia Tech	6	Lexington	Oct 7
3	Cincinnati	0	Cincinnati	Oct 14
0	Wash. & Lee	7	Roanoke	Oct 21
7	Duke	14	Lexington	Oct 28
0	Alabama	20	Birmingham	Nov 4
21	V.M.I.	6	Lexington	Nov 11
0	Tulane	34	New Orleans	Nov 18
0	Tennessee	27	Lexington	Nov 30

91 116
COACH: Harry Gamage
CAPT: Howard Kreuter

1934-Won 5, Lost 5

26	Maryville	0	Lexington	Sept 22
0	Wash. & Lee	7	Lexington	Sept 29
27	Cincinnati	0	Cincinnati	Oct 6
7	Clemson	0	Lexington	Oct 13
0	N. Carolina	6	Chapel Hill	Oct 20
9	Auburn	0	Lexington	Oct 27
14	Alabama	34	Lexington	Nov 3
33	Southwestern	0	Memphis	Nov 10
7	Tulane	20	Lexington	Nov 17
0	Tennessee	19	Knoxville	Nov 29

123 86
COACH: C.A. Wynne
CAPT: Joe Rupert

1935-Won 5, Lost 4

60	Maryville	0	Lexington	Sept 21
21	Xavier (Ohio)*	7	Cincinnati	Sept 27
6	Ohio State	19	Columbus	Oct 5
25	Georgia Tech	6	Lexington	Oct 12
0	Auburn	23	Montgomery	Oct 19
0	Alabama	13	Birmingham	Nov 2
15	Florida	6	Lexington	Nov 9
13	Tulane	20	New Orleans	Nov 16
27	Tennessee	0	Lexington	Nov 28

152 88
COACH: C.A. Wynne
CAPT: Jim Long

1936-Won 6, Lost 4

54	Maryville	3	Lexington	Sept 19
21	Xavier (Ohio)*	0	Cincinnati	Sept 25
38	V.M.I.	0	Lexington	Oct 3
0	Georgia Tech	34	Atlanta	Oct 10
39	Wash. & Lee	7	Lex. Va.	Oct 17
7	Florida	0	Lexington	Oct 24
0	Alabama	14	Lexington	Oct 31
7	Manhattan	13	N.Y. City	Nov 7
7	Clemson	6	Lexington	Nov 14
6	Tennessee	7	Knoxville	



1950 SEC Champions, Sugar Bowl Champions, National Champions (Sagarin Ratings)

1937-Won 4, Lost 6

0	Vanderbilt	12	Nashville	Sept	25
6	Xavier (Ohio)	0	Cincinnati	Oct	2
0	Georgia Tech	32	Lexington	Oct	9
41	Wash. & Lee	6	Lexington	Oct	16
19	Manhattan	0	Lexington	Oct	23
0	Alabama	41	Tuscaloosa	Oct	30
27	South Carolina	7	Lexington	Nov	6
0	Boston College	13	Boston	Nov	13
0	Tennessee	13	Lexington	Nov	25
0	Florida	6	Gainesville	Dec	4

93 130

COACH: C.A. Wynne

CAPT: Joe Hagan

1938-Won 2, Lost 7

46	Maryville	7	Lexington	Sept	24
66	Oglethorpe	0	Lexington	Oct	1
7	Vanderbilt	14	Lexington	Oct	8
0	Wash. & Lee	8	Lexington	Oct	15
7	Xavier (Ohio)	26	Cincinnati	Oct	22
6	Alabama	26	Lexington	Oct	29
18	Georgia Tech	19	Atlanta	Nov	5
0	Clemson	14	Lexington	Nov	12
0	Tennessee	46	Knoxville	Nov	24

150 160

COACH: A.D. Kirwan

CAPT: John S. Hinkebein

1939-Won 6, Lost 2, Tied 1

21	V.M.I.	0	Lexington	Sept	30
21	Vanderbilt	13	Nashville	Oct	7
59	Oglethorpe	0	Lexington	Oct	14
13	Georgia	6	Louisville	Oct	21
21	Xavier (Ohio)	0	Cincinnati	Oct	28
7	Alabama	7	Birmingham	Nov	4
6	Georgia Tech	13	Atlanta	Nov	11
13	West Virginia	6	Lexington	Nov	18
0	Tennessee	19	Lexington	Nov	30

161 64

COACH: A.D. Kirwan

CAPT: Joe Shepherd

1940-Won 5, Lost 3, Tied 2

59	Baldwin-Wallace	7	Lexington	Sept	21
13	Xavier (Ohio)	0	Cincinnati	Sept	27
47	Wash. & Lee	12	Lexington	Oct	5
7	Vanderbilt	7	Nashville	Oct	12
24	Geo. Washington	0	Lexington	Oct	19
7	Georgia	7	Athens	Oct	26
0	Alabama	25	Lexington	Nov	2
26	Georgia Tech	7	Louisville	Nov	9
7	West Virginia	9	Morgantown	Nov	16
0	Tennessee	33	Knoxville	Nov	23

190 107

COACH: A.D. Kirwan

CAPT: John Eibner

1941-Won 5, Lost 4

37	Virginia Tech	14	Louisville	Sept	27
7	Wash. & Lee	0	Lex. Va.	Oct	4

15	Vanderbilt	39	Lexington	Oct	11
21	Xavier (Ohio)	6	Cincinnati	Oct	18
18	West Virginia	6	Lexington	Oct	25
0	Alabama	30	Tuscaloosa	Nov	1
13	Georgia Tech	20	Atlanta	Nov	8
33	Southwestern	19	Lexington	Nov	15
7	Tennessee	20	Lexington	Nov	22

151 203

COACH: A.D. Kirwan

CAPT: None

1942-Won 3, Lost 6, Tied 1

6	Georgia	7	Louisville	Sept	19
35	Xavier (Ohio)	19	Cincinnati	Sept	25
53	Wash. & Lee	0	Lexington	Oct	3
6	Vanderbilt	7	Lexington	Oct	10
21	Virginia Tech	21	Roanoke	Oct	17
0	Alabama	14	Lexington	Oct	24
27	Geo. Washington	6	Wash. D.C.	Oct	30
7	Georgia Tech	47	Atlanta	Nov	7
0	West Virginia	7	Lexington	Nov	14
0	Tennessee	26	Knoxville	Nov	21

155 154

COACH: A.D. Kirwan

CAPT: Charles Walker

1943-NO TEAM (WAR YEAR)

1944-Won 3, Lost 6

27	Mississippi*	7	Lexington	Sept	23
13	Tennessee	26	Knoxville	Sept	30
0	Michigan State	2	Lexington	Oct	7
12	Georgia	13	Athens	Oct	13
26	V.M.I.	2	Lexington	Oct	20
0	Alabama	41	Montgomery	Oct	27
0	Miss. State	26	Memphis	Nov	4
40	West Virginia	9	Lexington	Nov	12
7	Tennessee	21	Lexington	Nov	25

125 147

COACH: A.D. Kirwan

CAPT: Jim Little

1945-Won 2, Lost 8

7	Mississippi	21	Memphis	Sept	21
13	Cincinnati	7	Lexington	Sept	29
6	Michigan State	7	E. Lansing	Oct	6
6	Georgia	48	Lexington	Oct	13
6	Vanderbilt	19	Nashville	Oct	20
7	Cincinnati	16	Cincinnati	Oct	27
19	Alabama	60	Louisville	Nov	3
19	West Virginia	6	Morgantown	Nov	10
13	Marquette	19	Lexington	Nov	17
0	Tennessee	14	Lexington	Nov	24

96 217

COACH: Bernie Shively

CAPT: Roger Yost

1946-Won 7, Lost 3

20	Mississippi*	7	Lexington	Sept	21
26	Cincinnati	7	Cincinnati	Sept	28
70	Xavier (Ohio)*	0	Lexington	Oct	5

13	Georgia	28	Athens	Oct	11
10	Vanderbilt	7	Lexington	Oct	19
7	Alabama	21	Montgomery	Oct	26
39	Michigan State	14	Lexington	Nov	2
35	Marquette	0	Milwaukee	Nov	9
13	West Virginia	0	Lexington	Nov	16
0	Tennessee	7	Knoxville	Nov	23

233 91

COACH: Paul Bryant

CAPT: Phil Cutchin

1947-Won 8, Lost 3

7	Mississippi	14	Oxford	Sept	20
20	Cincinnati*	0	Lexington	Sept	27
20	Xavier (Ohio)*	7	Cincinnati	Oct	4
26	Georgia*	0	Lexington	Oct	11
14	Vanderbilt	0	Nashville	Oct	18
7	Michigan State	6	E. Lansing	Oct	25
0	Alabama	13	Lexington	Nov	1
15	West Virginia	6	Morgantown	Nov	8
36	Evansville	0	Lexington	Nov	15
6	Tennessee	13	Lexington	Nov	22

GREAT LAKES BOWL

24 Villanova 14 Cleveland Dec 6

175 73

COACH: Paul Bryant

CAPT: Bill Moseley

1948-Won 5, Lost 3, Tied 2

48	Xavier (Ohio)*	7	Lexington	Sept	25
7	Mississippi*	20	Lexington	Oct	2
12	Georgia	35	Athens	Oct	9
7	Vanderbilt	26	Lexington	Oct	16
25	Marquette	0	Milwaukee	Oct	23
28	Cincinnati	7	Cincinnati	Oct	30
13	Villanova	13	Lexington	Nov	6
34	Florida	15	Lexington	Nov	13
0	Tennessee	0	Knoxville	Nov	20
25	Miami (Fla)*	5	Miami	Nov	26

199 128

COACH: Paul Bryant

CAPT: George Blanda

1949-Won 9, Lost 3

71	Miss. Southern*	7	Lexington	Sept	17
19	LSU*	0	Baton Rouge	Sept	24
47	Mississippi	0	Oxford	Oct	1
25	Georgia*	0	Lexington	Oct	8
44	The Citadel*	0	Lexington	Oct	15
7	SMU	20	Dallas	Oct	22
14	Cincinnati	7	Lexington	Oct	29
21	Xavier (Ohio)	7	Cincinnati	Nov	5
35	Florida*	0	Tampa	Nov	12
0	Tennessee	6	Lexington	Nov	19
21	Miami (Fla)*	6	Miami	Nov	25

ORANGE BOWL

13 Santa Clara 21 Miami Jan 2

317 74

COACH: Paul Bryant

CAPT: Harry Ulinski, Dick Holway

1950-Won 11, Lost 1

25	North Texas St.*	0	Lexington	Sept	16
14	LSU*	0	Lexington	Sept	23
27	Mississippi*	0	Lexington	Sept	30
40	Dayton*	0	Lexington	Oct	7
41	Cincinnati*	7	Lexington	Oct	14
34	Villanova	7	Philadelphia	Oct	21
28	Georgia Tech	14	Atlanta	Oct	28
40	Florida	6	Lexington	Nov	4
48	Miss. State	21	Starkville	Nov	11
83	North Dakota	0	Lexington	Nov	18
0	Tennessee	7	Knoxville	Nov	25

SEC CHAMPIONS

SUGAR BOWL

13 Oklahoma 7 New Orleans Jan 1

393

COACH: Paul Bryant

CAPTS: Bob Gain, Wilbur Jamerson

1951-Won 8, Lost 4

72	Tennessee Tech	13	Lexington	Sept	15
6	Texas	7	Austin	Sept	22
17	Mississippi	21	Oxford	Sept	29
7	Georgia Tech	13	Lexington	Oct	6
27	Miss. State*	0	Lexington	Oct	13
35	Villanova*	13	Lexington	Oct	20
14	Florida	6	Gainesville	Oct	27
32	Miami (Fla)	0	Lexington	Nov	3
37	Tulane	0	New Orleans	Nov	10
47	Geo. Washington	13	Lexington	Nov	17
0	Tennessee	28	Lexington	Nov	24

COTTON BOWL

20 Texas Christian 7 Dallas Jan 1

314

COACH: Paul Bryant

CAPTS: Vito Parilli, Doug Moseley

1952-Won 5, Lost 4, Tied 2

6	Villanova*	25	Lexington	Sept	20
13	Mississippi	13	Lexington	Sept	27
10	Texas A&M*	7	College Sta.	Oct	4
7	LSU	34	Lexington	Oct	11
14	Miss. State	27	Starkville	Oct	18
14	Cincinnati	6	Cincinnati	Oct	25
29	Miami (Fla)*	0	Miami	Oct	31
27	Tulane	6	Lexington	Nov	8
27	Clemson	14	Lexington	Nov	15
14	Tennessee	14	Knoxville	Nov	22
0	Florida	27	Gainesville	Dec	6

161 173

COACH: Paul Bryant

CAPT: John Griggs

1953-Won 7, Lost 2, Tied 1

6	Texas A&M*	7	Lexington	Sept	19
6	Mississippi	22	Oxford	Sept	26
26	Florida*	13	Lexington	Oct	3
6	LSU*	6	Baton Rouge	Oct	10
32	Miss. State*	13	Lexington	Oct	17
19	Villanova*	0	Lexington	Oct	24
19	Rice*	13	Houston	Oct	31
40	Vanderbilt	14	Nashville	Nov	7
20	Memphis State	7	Lexington	Nov	14
27	Tennessee	21	Lexington	Nov	21

201 116

COACH: Paul Bryant

CAPTS: Ray Correll, Tommy Adkins

1954-Won 7, Lost 3

0	Maryland	20	Lexington	Sept	18
9	Mississippi	28	Memphis	Sept	25
7	LSU*	6	Lexington	Oct	2
21	Auburn*	14	Lexington	Oct	9
7	Florida	21	Gainesville	Oct	16
13	Georgia Tech	6	Atlanta	Oct	23
28	Villanova	3	Lexington	Oct	30
19	Vanderbilt	7	Lexington	Nov	6
33	Memphis State	7	Lexington	Nov	13
14	Tennessee	13	Knoxville	Nov	20

151 125

COACH: Blanton Collier

CAPTS: Harry Kirk, Joe Koch



1955-Won 6, Lost 3, Tied 1

7	LSU*	19	Baton Rouge	Sept 17
21	Mississippi*	14	Lexington	Sept 24
28	Villanova*	0	Lexington	Oct 1
14	Auburn	14	Birmingham	Oct 8
14	Miss. State*	20	Lexington	Oct 15
10	Florida*	7	Lexington	Oct 22
20	Rice	16	Lexington	Oct 29
0	Vanderbilt	34	Nashville	Nov 5
41	Memphis State	7	Lexington	Nov 12
23	Tennessee	0	Lexington	Nov 19

185 117
COACH: Blanton Collier
CAPTS: Bob Hardy, Howard Schnellenberger

1956-Won 6, Lost 4

6	Georgia Tech	14	Lexington	Sept 22
7	Mississippi	37	Memphis	Sept 29
17	Florida	8	Gainesville	Oct 6
0	Auburn*	13	Lexington	Oct 13
14	LSU*	0	Lexington	Oct 20
14	Georgia	7	Athens	Oct 27
14	Maryland	0	College Park	Nov 3
7	Vanderbilt	6	Lexington	Nov 10
33	Xavier (Ohio)	0	Lexington	Nov 17
7	Tennessee	20	Knoxville	Nov 24

119 105
COACH: Blanton Collier
CAPTS: Dave Kuhn, Roger Pack

1957-Won 3, Lost 7

0	Georgia Tech	13	Atlanta	Sept 21
0	Mississippi*	15	Lexington	Sept 28
7	Florida*	14	Lexington	Oct 5
0	Auburn	6	Auburn	Oct 12
0	LSU*	21	Baton Rouge	Oct 19
14	Georgia*	33	Lexington	Oct 26
53	Memphis State	7	Lexington	Nov 2
7	Vanderbilt	12	Nashville	Nov 9
27	Xavier (Ohio)	0	Lexington	Nov 16
20	Tennessee	6	Lexington	Nov 23

128 127
COACH: Blanton Collier
CAPTS: Bob Collier, Kenny Robertson

1958-Won 5, Lost 4, Tied 1

51	Hawaii*	0	Louisville	Sept 13
13	Georgia Tech*	0	Lexington	Sept 20
6	Mississippi	27	Memphis	Sept 27
0	Auburn*	8	Lexington	Oct 11
7	LSU*	32	Baton Rouge	Oct 18
0	Georgia	28	Athens	Oct 25
33	Miss. State	12	Lexington	Nov 1
0	Vanderbilt	0	Lexington	Nov 8
20	Xavier (Ohio)	6	Lexington	Nov 15
6	Tennessee	2	Knoxville	Nov 22

136 115
COACH: Blanton Collier
CAPTS: Bob Lindon, Doug Shively

1959-Won 4, Lost 6

12	Georgia Tech*	14	Lexington	Sept 19
0	Mississippi*	16	Lexington	Sept 26
32	Detroit*	7	Detroit	Oct 2
0	Auburn	33	Auburn	Oct 10
0	LSU*	9	Lexington	Oct 17
7	Georgia*	14	Lexington	Oct 24
22	Miami (Fla)*	3	Miami	Oct 30
6	Vanderbilt	11	Nashville	Nov 7
41	Xavier (Ohio)	0	Lexington	Nov 14
20	Tennessee	0	Lexington	Nov 21

140 157
COACH: Blanton Collier
CAPTS: Glenn Shaw, Cullen Wilson

1960-Won 5, Lost 4, Tied 1

13	Georgia Tech	23	Atlanta	Sept 17
6	Mississippi*	21	Memphis	Sept 24
7	Auburn*	10	Lexington	Oct 1
55	Marshall*	0	Lexington	Oct 8
3	LSU*	0	Lexington	Oct 15
13	Georgia*	17	Lexington	Oct 22
23	Florida State	0	Tallahassee	Oct 29
27	Vanderbilt	0	Lexington	Nov 5
49	Xavier (Ohio)	0	Lexington	Nov 12

10	Tennessee	10	Knoxville	Nov 19
----	-----------	----	-----------	--------

206 81
COACH: Blanton Collier
CAPTS: Jerry Eisaman, Lloyd Hodge

1961-Won 5, Lost 5

7	Miami (Fla)*	14	Lexington	Sept 23
6	Mississippi*	20	Lexington	Sept 30
14	Auburn	12	Auburn	Oct 7
21	Kansas State*	8	Lexington	Oct 14
14	LSU*	24	Baton Rouge	Oct 21
15	Georgia	16	Athens	Oct 28
20	Florida State	0	Lexington	Nov 4
16	Vanderbilt	3	Nashville	Nov 11
9	Xavier (Ohio)	0	Lexington	Nov 18
16	Tennessee	26	Lexington	Nov 25

138 123
COACH: Blanton Collier
CAPT: Irv Goode

1962-Won 3, Lost 5, Tied 2

0	Florida State*	0	Lexington	Sept 22
0	Mississippi*	14	Jackson	Sept 29
6	Auburn*	16	Lexington	Oct 6
27	Detroit*	8	Detroit	Oct 12
0	LSU*	7	Lexington	Oct 20
7	Georgia	7	Athens	Oct 27
17	Miami (Fla.)	25	Miami	Nov 2
7	Vanderbilt	0	Lexington	Nov 10
9	Xavier	14	Lexington	Nov 17
12	Tennessee	10	Knoxville	Nov 24

85 101
COACH: Charlie Bradshaw
CAPT: Tommy Simpson

1963-Won 3, Lost 6, Tied 1

33	Virginia Tech*	14	Lexington	Sept 21
7	Mississippi*	31	Lexington	Sept 28
13	Auburn	14	Auburn	Oct 5
35	Detroit*	18	Lexington	Oct 12
7	LSU*	28	Baton Rouge	Oct 19
14	Georgia	17	Lexington	Oct 26
14	Miami (Fla)	20	Lexington	Nov 2
0	Vanderbilt	0	Nashville	Nov 9
19	Baylor	7	Waco	Nov 16
0	Tennessee	19	Lexington	Nov 23

142 168
COACH: Charlie Bradshaw
CAPT: Darrell Cox

1964-Won 5, Lost 5

13	Detroit*	6	Lexington	Sept 19
27	Mississippi	21	Jackson	Sept 26
20	Auburn*	0	Lexington	Oct 3
6	Florida State	48	Tallahassee	Oct 10
7	LSU*	27	Lexington	Oct 17
7	Georgia	21	Athens	Oct 24
21	West Virginia	26	Morgantown	Oct 31
22	Vanderbilt	21	Lexington	Nov 7
15	Baylor	17	Lexington	Nov 14
12	Tennessee	7	Knoxville	Nov 21

150 194
COACH: Charlie Bradshaw
CAPTS: Jim Foley, Bill Jenkins

1965-Won 6, Lost 4

7	Missouri	0	Columbia	Sept 18
16	Mississippi*	7	Lexington	Sept 25
18	Auburn	23	Auburn	Oct 2
26	Florida State*	24	Lexington	Oct 9
21	LSU*	31	Baton Rouge	Oct 16
28	Georgia*	10	Lexington	Oct 23
28	West Virginia	8	Lexington	Oct 30
34	Vanderbilt	0	Nashville	Nov 6
21	Houston*	38	Houston	Nov 13
3	Tennessee	19	Lexington	Nov 20

202 160
COACH: Charlie Bradshaw
CAPTS: Rick Norton, Sam Ball

1966-Won 3, Lost 6, Tied 1

10	North Carolina*	0	Lexington	Sept 17
0	Mississippi*	17	Jackson	Sept 24
17	Auburn*	7	Lexington	Oct 1
0	Virginia Tech*	7	Lexington	Oct 8

0	LSU*	30	Lexington	Oct 15
15	Georgia	27	Athens	Oct 22
14	West Virginia	14	Morgantown	Oct 29
14	Vanderbilt	10	Lexington	Nov 5
18	Houston	56	Lexington	Nov 12
19	Tennessee	28	Knoxville	Nov 19

107 196
COACH: Charlie Bradshaw
CAPTS: Rich Machel, Larry Seiple

1967-Won 2, Lost 8

10	Indiana	12	Bloomington	Sept 23
13	Mississippi	26	Lexington	Sept 30
7	Auburn	48	Auburn	Oct 7
14	Virginia Tech*	24	Lexington	Oct 14
7	LSU*	30	Baton Rouge	Oct 21
7	Georgia*	31	Lexington	Oct 28
22	West Virginia	7	Lexington	Nov 4
12	Vanderbilt	7	Nashville	Nov 11
12	Florida	28	Gainesville	Nov 18
7	Tennessee	17	Lexington	Nov 25

111 230
COACH: Charlie Bradshaw
CAPTS: Kerry Curling, Doug Van Meter

1968-Won 3, Lost 7

12	Missouri	6	Lexington	Sept 21
14	Mississippi	30	Jackson	Sept 28
7	Auburn*	26	Lexington	Oct 5
35	Oregon State*	34	Lexington	Oct 12
3	LSU*	13	Baton Rouge	Oct 19
14	Georgia*	35	Lexington	Oct 26
35	West Virginia	16	Morgantown	Nov 2
0	Vanderbilt	6	Lexington	Nov 9
14	Florida	16	Lexington	Nov 16
7	Tennessee	24	Knoxville	Nov 23

141 206
COACH: Charlie Bradshaw
CAPTS: Jeff Van Note, Dennis Drinnen

1969-Won 2, Lost 8

30	Indiana	58	Lexington	Sept 20
10	Mississippi*	9	Lexington	Sept 27
3	Auburn	44	Auburn	Oct 4
7	Virginia Tech	6	Blacksburg	Oct 11
10	LSU*	37	Lexington	Oct 18
0	Georgia	30	Athens	Oct 25
6	West Virginia	7	Lexington	Nov 1
6	Vanderbilt	42	Nashville	Nov 8
6	Florida	31	Gainesville	Nov 15
26	Tennessee	31	Lexington	Nov 22

104 295
COACH: John Ray
CAPTS: Wilbur Hackett, Bill Duke

1970-Won 2, Lost 9

10	North Carolina	20	Chapel Hill	Sept 12
16	Kansas State	3	Lexington	Sept 19
17	Mississippi	20	Jackson	Sept 26
15	Auburn	33	Lexington	Oct 3
6	Utah State*	35	Lexington	Oct 10
7	LSU*	14	Baton Rouge	Oct 17
3	Georgia*	19	Lexington	Oct 24
27	N.C. State	2	Lexington	Oct 31
17	Vanderbilt	18	Lexington	Nov 7
13	Florida	24	Tampa	Nov 14
0	Tennessee	45	Knoxville	Nov 21

131 233
COACH: John Ray
CAPTS: Game Captains

1971-Won 3, Lost 8

13	Clemson	10	Clemson	Sept 11
8	Indiana	26	Bloomington	Sept 18
20	Mississippi	34	Lexington	Sept 25
6	Auburn	38	Auburn	Oct 2
6	Ohio Univ.*	35	Lexington	Oct 9
13	LSU*	17	Lexington	Oct 16
0	Georgia	34	Athens	Oct 23
33	Virginia Tech	27	Lexington	Oct 30
14	Vanderbilt	7	Nashville	Nov 6
24	Florida	35	Gainesville	Nov 13
7	Tennessee	21	Lexington	Nov 20

144 284
COACH: John Ray
CAPTS: Dan Neal, Joe Federspiel

1972-Won 3, Lost 8

25	Villanova	7	Lexington	Sept 16
0	Alabama*	35	Birmingham	Sept 23
34	Indiana	35	Lexington	Sept 30
17	Miss. State*	13	Lexington	Oct 7
20	North Carolina	31	Chapel Hill	Oct 14
0	LSU*	10	Baton Rouge	Oct 21
7	Georgia	13	Lexington	Oct 28
7	Tulane*	18	New Orleans	Nov 4
14	Vanderbilt	13	Lexington	Nov 11
0	Florida	40	Gainesville	Nov 18
7	Tennessee	17	Knoxville	Nov 25

131 232
COACH: John Ray
CAPTS: Dan Neal, Earl Swindle

1973-Won 5, Lost 6

31	Virginia Tech	26	Lexington	Sept 15
14	Alabama	28	Lexington	Sept 22
3	Indiana	17	Bloomington	Sept 29
42	Miss. State*	14	Jackson	Oct 6
10	North Carolina*	16	Lexington	Oct 13
21	LSU*	28	Baton Rouge	Oct 20
12	Georgia	7	Athens	Oct 27
34	Tulane	7	Lexington	Nov 3
27	Vanderbilt	17	Nashville	Nov 10
18	Florida	20	Gainesville	Nov 17
14	Tennessee	16	Lexington	Nov 24

226 196
COACH: Fran Curci
CAPTS: Ray Barga, Frank LeMaster


1974-Won 6, Lost 5

38	Virginia Tech	7	Blacksburg	Sept 14
3	West Virginia	16	Morgantown	Sept 21
28	Indiana	22	Lexington	Sept 28
10	Miami (Ohio)*	14	Lexington	Oct 5
13	Auburn	31	Auburn	Oct 12
20	LSU*	13	Lexington	Oct 19
20	Georgia*	24	Lexington	Oct 26
30	Tulane*	7	New Orleans	Nov 2
38	Vanderbilt	12	Lexington	Nov 9
41	Florida	24	Lexington	Nov 16
7	Tennessee	24	Knoxville	Nov 23

248 194
COACH: Fran Curci
CAPTS: Mike Fanuzzi, Tom Ehlers

1975-Won 2, Lost 8, Tied 1

27	Virginia Tech	8	Lexington	Sept 13
10	Kansas	14	Lexington	Sept 20
10	Maryland	10	Lexington	Sept 27
3	Penn State	10	Univ. Park	Oct 4
9	Auburn*	15	Lexington	Oct 11
14	LSU*	17	Baton Rouge	Oct 18
13	Georgia	21	Athens	Oct 25
23	Tulane	10	Lexington	Nov 1
3	Vanderbilt	13	Nashville	Nov 8
7	Florida	48	Gainesville	



1976 SEC Champions, Peach Bowl Champions

1977-Won 10, Lost 1

10	North Carolina	7	Lexington	Sept 10
6	Baylor	21	Waco	Sept 17
28	West Virginia	13	Lexington	Sept 24
24	Penn State	20	Univ. Park	Oct 1
23	Miss. State*	7	Lexington	Oct 8
33	LSU*	13	Baton Rouge	Oct 15
33	Georgia	0	Athens	Oct 22
32	Virginia Tech*	0	Lexington	Oct 29
28	Vanderbilt	6	Nashville	Nov 5
14	Florida	7	Gainesville	Nov 12
21	Tennessee	17	Lexington	Nov 19

252 111
COACH: Fran Curci
CAPTS: Game Captains

1978-Won 4, Lost 6, Tied 1

14	South Carolina*	14	Columbia	Sept 16
25	Baylor	21	Lexington	Sept 23
3	Maryland	20	Coll. Park	Sept 30
0	Penn State*	30	Lexington	Oct 7
24	Mississippi	17	Oxford	Oct 14
0	LSU*	21	Lexington	Oct 21
16	Georgia*	17	Lexington	Oct 28
28	Virginia Tech	0	Blacksburg	Nov 4
53	Vanderbilt	2	Lexington	Nov 11
16	Florida	18	Lexington	Nov 18
14	Tennessee	29	Knoxville	Nov 25

193 189
COACH: Fran Curci
CAPTS: Game Captains

1979-Won 5, Lost 6

14	Miami (Ohio)	15	Lexington	Sept 15
10	Indiana	18	Bloomington	Sept 22
14	Maryland	7	Lexington	Sept 29
6	West Virginia	10	Morgantown	Oct 6
14	Mississippi*	3	Lexington	Oct 13
19	LSU*	23	Baton Rouge	Oct 20
6	Georgia	20	Athens	Oct 27
20	Bowling Green	14	Lexington	Nov 3
29	Vanderbilt	10	Nashville	Nov 10
31	Florida	3	Gainesville	Nov 17
17	Tennessee	20	Lexington	Nov 24

180 143
COACH: Fran Curci
CAPTS: Mike Shutt, Lester Boyd

1980-Won 3, Lost 8

17	Utah State	10	Lexington	Sept 6
7	Oklahoma	29	Norman	Sept 13
30	Indiana	36	Lexington	Sept 20
21	Bowling Green	20	Lexington	Sept 27
0	Alabama	45	Birmingham	Oct 4
10	LSU*	17	Lexington	Oct 11
0	Georgia*	27	Lexington	Oct 18
22	Tulane*	24	New Orleans	Nov 1

31	Vanderbilt	10	Lexington	Nov 8
15	Florida	17	Lexington	Nov 15
14	Tennessee	45	Knoxville	Nov 22

167 280
COACH: Fran Curci
CAPTS: Ken Roark, Tim Gooch

1981-Won 3, Lost 8

28	N. Texas State	6	Lexington	Sept 5
10	Alabama	19	Lexington	Sept 19
16	Kansas	21	Lawrence	Sept 26
3	Clemson	21	Lexington	Oct 3
14	South Carolina*	28	Lexington	Oct 10
10	LSU*	24	Baton Rouge	Oct 17
0	Georgia	21	Athens	Oct 24
3	Virginia Tech*	29	Lexington	Oct 31
17	Vanderbilt	10	Nashville	Nov 7
12	Florida	33	Gainesville	Nov 14
21	Tennessee	10	Lexington	Nov 21

134 222
COACH: Fran Curci
CAPTS: Jim Campbell, Greg Long

1982-Won 0, Lost 10, Tied 1

9	Kansas State	23	Manhattan	Sept 11
8	Oklahoma	29	Lexington	Sept 18
13	Kansas	13	Lexington	Sept 25
6	Clemson	24	Clemson	Oct 2
3	Auburn	18	Auburn	Oct 9
10	LSU*	34	Lexington	Oct 16
14	Georgia*	27	Lexington	Oct 23
3	Virginia Tech	29	Blacksburg	Oct 30
10	Vanderbilt	23	Lexington	Nov 6
13	Florida	39	Lexington	Nov 13
7	Tennessee	28	Knoxville	Nov 20

96 287
COACH: Jerry Claiborne
CAPTS: John Maddox, Andy Molls

1983-Won 6, Lost 5, Tied 1

31	Central Michigan	14	Lexington	Sept 3
31	Kansas State	12	Lexington	Sept 10
24	Indiana	13	Lexington	Sept 17
26	Tulane	14	Lexington	Sept 24
21	Auburn*	49	Lexington	Oct 8
21	LSU*	13	Baton Rouge	Oct 15
21	Georgia	47	Athens	Oct 22
13	Cincinnati*	13	Lexington	Oct 29
17	Vanderbilt*	8	Nashville	Nov 5
7	Florida	24	Gainesville	Nov 12
0	Tennessee	10	Lexington	Nov 19

HALL OF FAME BOWL
 16 West Virginia* 20 Birmingham Dec 22
 228 237

COACH: Jerry Claiborne
CAPTS: Ron Bojald, Scott Schroeder

1984-Won 9, Lost 3

42	Kent State	0	Lexington	Sept 8
48	Indiana	14	Bloomington	Sept 15
30	Tulane	26	New Orleans	Sept 22
27	Rutgers*	14	Lexington	Oct 6
17	Miss. State	13	Starkville	Oct 13
10	LSU	36	Lexington	Oct 20
7	Georgia	37	Lexington	Oct 27
31	N. Texas State	7	Lexington	Nov 3
27	Vanderbilt	18	Lexington	Nov 10
17	Florida	25	Lexington	Nov 17
17	Tennessee	12	Knoxville	Nov 24

HALL OF FAME BOWL
 20 Wisconsin* 19 Birmingham Dec 29
 293 221

COACH: Jerry Claiborne
CAPTS: Oliver White, Dave Thompson

1985-Won 5, Lost 6

26	Bowling Green	30	Lexington	Sept 14
16	Tulane	11	Lexington	Sept 21
27	Cincinnati	7	Lexington	Sept 28
26	Clemson*	7	Lexington	Oct 5
33	Miss. State*	19	Lexington	Oct 12
0	LSU*	10	Baton Rouge	Oct 19
6	Georgia	26	Athens	Oct 26
23	E. Tennessee St.	13	Lexington	Nov 2
24	Vanderbilt	31	Nashville	Nov 9
13	Florida	15	Gainesville	Nov 16
0	Tennessee	42	Lexington	Nov 23

194 211
COACH: Jerry Claiborne
CAPTS: Ken Pietrowiak, Jon Dumbauld

1986-Won 5, Lost 5, Tied 1

16	Rutgers	16	Lexington	Sept 13
37	Kent State	12	Lexington	Sept 20
37	Cincinnati	20	Cincinnati	Sept 27
32	So. Mississippi*	0	Lexington	Oct 4
13	Mississippi	33	Jackson	Oct 11
16	LSU*	25	Lexington	Oct 18
9	Georgia*	31	Lexington	Oct 25
15	Virginia Tech	17	Blacksburg	Nov 1
34	Vanderbilt	22	Lexington	Nov 8
10	Florida	3	Lexington	Nov 15
9	Tennessee	28	Knoxville	Nov 22

228 187
COACH: Jerry Claiborne
CAPTS: Bill Ransdell, Tom Wilkins

1987-Won 5, Lost 6

41	Utah State	0	Lexington	Sept 12
34	Indiana	15	Lexington	Sept 19
18	Rutgers*	19	E. Rutherford	Sept 26
28	Ohio Univ.	0	Lexington	Oct 3
35	Mississippi*	6	Lexington	Oct 10
9	LSU	34	Baton Rouge	Oct 17

14	Georgia	17	Athens	Oct 24
14	Virginia Tech*	7	Lexington	Oct 31
29	Vanderbilt	38	Nashville	Nov 7
14	Florida	27	Gainesville	Nov 14
22	Tennessee	24	Lexington	Nov 21

258 187
COACH: Jerry Claiborne
CAPTS: Jeff Kremer, Dermontti Dawson

1988-Won 5, Lost 6

18	Central Michigan	7	Lexington	Sept 3
10	Auburn	20	Auburn	Sept 10
15	Indiana	36	Bloomington	Sept 17
38	Kent State	14	Lexington	Sept 24
27	Alabama	31	Lexington	Oct 1
12	LSU*	15	Baton Rouge	Oct 15
16	Georgia	10	Lexington	Oct 22
24	So. Illinois*	10	Lexington	Oct 29
14	Vanderbilt*	13	Lexington	Nov 5
19	Florida	24	Lexington	Nov 12
24	Tennessee	28	Knoxville	Nov 19

217 208
COACH: Jerry Claiborne
CAPTS: Bo Smith, Chris Chenault

1989-Won 6, Lost 5

17	Indiana	14	Lexington	Sept 9
13	North Carolina	6	Lexington	Sept 16
3	Alabama	15	Tuscaloosa	Sept 23
12	Auburn	24	Lexington	Oct 7
33	Rutgers*	26	Lexington	Oct 14
27	LSU*	21	Lexington	Oct 21
23	Georgia	34	Athens	Oct 28
31	Cincinnati	0	Lexington	Nov 4
15	Vanderbilt	11	Nashville	Nov 11
28	Florida	38	Gainesville	Nov 18
10	Tennessee	31	Lexington	Nov 25

212 220
COACH: Jerry Claiborne
CAPTS: Andy Murray, Oliver Barnett

1990-Won 4, Lost 7

20	Central Michigan	17	Lexington	Sept 1
8	Rutgers*	24	E. Rutherford	Sept 8
24	Indiana	45	Lexington	Sept 15
13	North Carolina	16	Chapel Hill	Sept 22
29	Ole Miss	35	Oxford	Oct 6
17	Miss. State*	15	Lexington	Oct 13
20	LSU*	30	Baton Rouge	Oct 20
26	Georgia*	24	Lexington	Oct 27
28	Vanderbilt	21	Lexington	Nov 10
15	Florida	47	Lexington	Nov 17
28	Tennessee	42	Knoxville	Nov 24

228 316
COACH: Bill Curry
CAPTS: Freddie Maggard, Randy Holleran



1993 Peach Bowl Team

1991-Won 3, Lost 8

23	Miami (Ohio)*	20	Lexington	Sept 7
10	Indiana	13	Bloomington	Sept 21
24	Kent State*	6	Lexington	Sept 28
14	Mississippi*	35	Lexington	Oct 5
6	Miss. State	31	Starkville	Oct 12
26	LSU	29	Lexington	Oct 19
27	Georgia	49	Athens	Oct 26
20	Cincinnati	17	Lexington	Nov 2
7	Vanderbilt	17	Nashville	Nov 9
26	Florida	35	Gainesville	Nov 16
7	Tennessee	16	Lexington	Nov 23
190		268		

COACH: Bill Curry
CAPTS: Greg Lahr, Joey Couch

1992-Won 4, Lost 7

21	Central Michigan*	14	Lexington	Sept 5
19	Florida	35	Gainesville	Sept 12
37	Indiana*	25	Lexington	Sept 19
13	So. Carolina	9	Lexington	Sept 26
14	Mississippi*	24	Oxford	Oct 3
27	LSU*	25	Baton Rouge	Oct 17
7	Georgia*	40	Lexington	Oct 24
36	Miss. State*	37	Lexington	Oct 31
7	Vanderbilt	20	Lexington	Nov 7
13	Cincinnati	17	Cincinnati	Nov 14
13	Tennessee	34	Knoxville	Nov 21
207		280		

COACH: Bill Curry
CAPTS: Pookie Jones, Dean Wells, Travis Powers

1993-Won 6, Lost 6

35	Kent*	0	Lexington	Sept 4
20	Florida*	24	Lexington	Sept 11
8	Indiana	24	Bloomington	Sept 18
21	South Carolina*	17	Columbia	Sept 23
21	Mississippi* (HC)	0	Lexington	Oct 2
35	LSU*	17	Lexington	Oct 16
28	Georgia	33	Athens	Oct 23
26	Miss. State	17	Starkville	Oct 30
7	Vanderbilt	12	Nashville	Nov 6
6	East Carolina	3	Lexington	Nov 13
0	Tennessee	48	Lexington	Nov 20
PEACH BOWL				
13	Clemson*	14	Atlanta	Dec. 31
207		195		

COACH: Bill Curry
CAPTS: Pookie Jones, Marty Moore, James Tucker

1994-Won 1, Lost 10

20	Louisville*	14	Lexington	Sept 3
7	Florida	73	Gainesville	Sept 10
29	Indiana*	59	Lexington	Sept 17

9	South Carolina*	23	Lexington	Sept 24
14	Auburn*	41	Auburn	Sept 29
13	LSU*	17	Baton Rouge	Oct 15
30	Georgia*	34	Lexington	Oct 22
7	Miss. State*	47	Lexington	Oct 29
6	Vanderbilt	24	Lexington	Nov 5
14	NE Louisiana	21	Lexington	Nov 12
0	Tennessee	52	Knoxville	Nov 19
149		405		

COACH: Bill Curry
CAPTS: Mark Askin, Melvin Johnson, Robert Stinson, Randy Wyatt

1995-Won 4, Lost 7

10	Louisville*	13	Lexington	Sept 2
7	Florida*	42	Lexington	Sept 9
17	Indiana	10	Bloomington	Sept 16
35	South Carolina	30	Columbia	Sept 23
21	Auburn*	42	Lexington	Sept 30
24	LSU*	16	Lexington	Oct 14
3	Georgia	12	Athens	Oct 21
32	Miss. State	42	Starkville	Oct 28
10	Vanderbilt	14	Nashville	Nov 4

33	Cincinnati	14	Lexington	Nov 11
31	Tennessee	34	Lexington	Nov 18
223		269		

COACH: Bill Curry
CAPTS: Barry Jones, Mike Schlegel, David Snardon, James Tucker

1996-Won 4, Lost 7

14	Louisville*	38	Lexington	Aug 31
3	Cincinnati	24	Cincinnati	Sept 7
3	Indiana*	0	Lexington	Sept 21
0	Florida	65	Gainesville	Sept 28
7	Alabama	35	Tuscaloosa	Oct 5
14	South Carolina*	25	Lexington	Oct 12
14	LSU*	41	Baton Rouge	Oct 19
24	Georgia*	17	Lexington	Oct 26
24	Miss. State	21	Lexington	Nov 9
25	Vanderbilt	0	Lexington	Nov 16
10	Tennessee	56	Knoxville	Nov 23
138		322		

COACH: Bill Curry
CAPTS: Billy Jack Haskins, Van Hiles

1997-Won 5, Lost 6

38	Louisville	24	Lexington	Aug 30
27	Miss. State	35	Starkville	Sept 6
49	Indiana	7	Bloomington	Sept 20
28	Florida	55	Lexington	Sept 27
40	Alabama* (OT)	34	Lexington	Oct 4
24	South Carolina	38	Columbia	Oct 11
49	NE Louisiana*	14	Lexington	Oct 18
13	Georgia	23	Athens	Oct 25
28	LSU*	63	Lexington	Nov 1
21	Vanderbilt	10	Nashville	Nov 15
31	Tennessee	59	Lexington	Nov 22
348		362		

COACH: Hal Mumme
CAPTS: Tremayne Martin, John Schlarman, Littleton Ward

1998 - Won 7, Lost 5


68	Louisville	34	Louisville	Sept 5
52	Eastern Kentucky	7	Lexington	Sept 12
31	Indiana	27	Lexington	Sept 19
35	Florida	51	Gainesville	Sept 26
20	Arkansas*	27	Little Rock	Oct 3
33	South Carolina*	28	Lexington	Oct 10
39	LSU*	36	Baton Rouge	Oct 17
26	Georgia	28	Lexington	Oct 24
37	Miss. State*	35	Lexington	Nov 7
55	Vanderbilt	17	Lexington	Nov 14
21	Tennessee	59	Knoxville	Nov 21
OUTBACK BOWL				
14	Penn State	26	Tampa	Jan 1
431		375		

COACH: Hal Mumme
CAPTS: Tim Couch, Jeff Snedegar


1999 - Won 6, Lost 6

28	Louisville	56	Lexington	Sept 4
45	Connecticut	14	Lexington	Sept 11
44	Indiana	35	Bloomington	Sept 18
10	Florida*	38	Lexington	Sept 25
31	Arkansas	20	Lexington	Oct 2
30	South Carolina	10	Columbia	Oct 9
31	LSU	5	Lexington	Oct 16
34	Georgia	49	Athens	Oct 23
22	Miss. State*	23	Starkville	Nov 4
19	Vanderbilt*	17	Nashville	Nov 13
21	Tennessee	56	Lexington	Nov 20
HOMEPOINT.COM MUSIC CITY BOWL				
13	Syracuse	20	Nashville	Dec 29
328		343		

COACH: Hal Mumme
CAPTS: Dusty Bonner, George Massey, Marlon McCree, Jeff Snedegar, Anwar Stewart, Anthony White



Outback Bowl Team - 1998 Season



2006 Gaylord Hotels Music City Bowl Champions

2000 - Won 2, Lost 9

34	Louisville* (OT)	40	Louisville	Sept 2
27	South Florida	9	Lexington	Sept 9
41	Indiana*	34	Lexington	Sept 16
31	Florida	59	Gainesville	Sept 23
17	Mississippi*	35	Oxford	Sept 30
17	South Carolina*	20	Lexington	Oct 7
0	LSU	34	Baton Rouge	Oct 14
30	Georgia	34	Lexington	Oct 21
17	Miss. State	35	Lexington	Nov 4
20	Vanderbilt	24	Lexington	Nov 11
20	Tennessee	59	Knoxville	Nov 18
254		383		

COACH: Hal Mumme

CAPTS: Willie Gary, Derek Homer, Eric Kelly, Quentin McCord, Marlon McCree, Jimmy Robinson, Grayson Smith, Omar Smith

2001 - Won 2, Lost 9

10	Louisville	36	Lexington	Sept 1
28	Ball State	20	Lexington	Sept 8
10	Florida	44	Lexington	Sept 22
31	Mississippi	42	Lexington	Sept 29
6	South Carolina	42	Columbia	Oct 6
25	LSU*	29	Lexington	Oct 13
29	Georgia	43	Athens	Oct 20
14	Miss. State	17	Starkville	Nov 3
56	Vanderbilt	30	Nashville	Nov 10
35	Tennessee	38	Lexington	Nov 17
15	Indiana	26	Bloomington	Dec 1
259		367		

COACH: Guy Morriss

CAPTS: Dougie Allen, Ronnie Riley

2002 - Won 7, Lost 5

22	Louisville*	17	Louisville	Sept 1
77	Texas-El Paso	17	Lexington	Sept 7

27	Indiana*	17	Lexington	Sept 14
44	Middle Tennessee	22	Lexington	Sept 21
34	Florida	41	Gainesville	Sept 28
12	South Carolina*	16	Lexington	Oct 12
29	Arkansas	17	Fayetteville	Oct 19
24	Georgia	52	Lexington	Oct 26
45	Miss. State	24	Starkville	Nov 2
30	LSU	33	Lexington	Nov 9
41	Vanderbilt	21	Lexington	Nov 16
0	Tennessee	24	Knoxville	Nov 30
385		301		

COACH: Guy Morriss

CAPTS: Jared Lorenzen, Glenn Pakulak, Ronnie Riley

2003 - Won 4, Lost 8

24	Louisville*	40	Lexington	Aug 31
37	Murray State*	6	Lexington	Sept 6
17	Alabama*	27	Tuscaloosa	Sept 13
34	Indiana	17	Bloomington	Sept 20
21	Florida	24	Lexington	Sept 27
21	South Carolina*	27	Columbia	Oct 9
35	Ohio*	14	Lexington	Oct 18
42	Miss. State	17	Lexington	Oct 25
63	Arkansas* (7 OT)	71	Lexington	Nov 1
17	Vanderbilt	27	Nashville	Nov 15
10	Georgia	30	Athens	Nov 22
7	Tennessee	20	Lexington	Nov 29
328		321		

COACH: Rich Brooks

CAPTS: Jared Lorenzen, Vincent "Sweet Pea" Burns

2004 - Won 2, Lost 9

0	Louisville	28	Louisville	Sept 5
51	Indiana*	32	Lexington	Sept 18
3	Florida	20	Gainesville	Sept 25
16	Ohio*	28	Lexington	Oct 2

17	Alabama	45	Lexington	Oct 9
7	South Carolina*	12	Lexington	Oct 16
10	Auburn	42	Auburn	Oct 23
7	Miss. State	22	Starkville	Oct 30
17	Georgia	62	Lexington	Nov 6
14	Vanderbilt	13	Lexington	Nov 13
31	Tennessee	37	Knoxville	Nov 27
173		341		

COACH: Rich Brooks

CAPTS: Shane Boyd, Vincent "Sweet Pea" Burns

2005 - Won 3, Lost 8

24	Louisville	31	Lexington	Sept 4
41	Idaho State*	29	Lexington	Sept 10
14	Indiana	38	Bloomington	Sept 17
28	Florida	49	Lexington	Sept 24
16	South Carolina	44	Columbia	Oct 8
7	Mississippi	13	Oxford	Oct 22
13	Miss. State*	7	Lexington	Oct 29
27	Auburn	49	Lexington	Nov 5
48	Vanderbilt	43	Nashville	Nov 12
13	Georgia	45	Athens	Nov 19
8	Tennessee	27	Lexington	Nov 26
239		375		

COACH: Rich Brooks

CAPTS: Muhammad Abdullah, Tommy Cook

2006 - Won 8, Lost 5

28	Louisville*	59	Louisville	Sept 3
41	Texas State*	7	Lexington	Sept 9
31	Ole Miss*	14	Lexington	Sept 16
7	Florida*	26	Gainesville	Sept 23
45	Central Michigan*	36	Lexington	Sept 30
17	South Carolina*	24	Lexington	Oct 7
0	LSU*	49	Baton Rouge	Oct 14
34	Miss. State	31	Starkville	Oct 28

24	Georgia	20	Lexington	Nov 4
38	Vanderbilt	26	Lexington	Nov 11
42	Louisiana-Monroe	40	Lexington	Nov 18
12	Tennessee	17	Knoxville	Nov 25

GAYLORD HOTELS MUSIC CITY BOWL
28 Clemson 20 Nashville Dec 29
347 369

COACH: Rich Brooks

CAPTS: Keenan Burton, Lamar Mills

2007 - Won 8, Lost 5


51	Eastern Kentucky*	10	Lexington	Sept 1
56	Kent State*	20	Lexington	Sept 8
40	Louisville*	34	Lexington	Sept 15
42	Arkansas*	29	Fayetteville	Sept 22
45	Florida Atlantic	17	Lexington	Sept 29
23	South Carolina*	38	Columbia	Oct 4
43	LSU (3 OT)	37	Lexington	Oct 13
37	Florida	45	Lexington	Oct 20
14	Mississippi State	31	Lexington	Oct 27
27	Vanderbilt	20	Nashville	Nov 10
13	Georgia	24	Athens	Nov 17
50	Tennessee (4 OT)	52	Lexington	Nov 24

GAYLORD HOTELS MUSIC CITY BOWL
35 Florida State 28 Nashville Dec 31
475 385

COACH: Rich Brooks

CAPTS: Andre' Woodson, Wesley Woodyard

* indicates night game



2007 Gaylord Hotels Music City Bowl Champions