



RECORD BOOK




RUSHING RECORDS



RON JOHNSON



ROB LYTLE



CHRIS PERRY



MIKE HART

Rushing Attempts

Game	Season	Career
1. Chris Perry 51 at Michigan State, Nov. 1, 2003	1. Chris Perry 338 2003	1. Mike Hart 1,015 2004-07
2. Mike Hart 44 Penn State, Sept. 22, 2007	2. Anthony Thomas 319 2000	2. Anthony Thomas 924 1997-00
3. Ron Johnson 42 Northwestern, Oct. 4, 1967 Anthony Thomas 42 at Indiana, Oct. 30, 1999	3. Mike Hart 318 2006	3. Chris Perry 811 2000-03
5. Mike Hart 40 at Illinois, Oct. 16, 2004	4. T. Biakabutuka 303 1995	4. Jamie Morris 809 1984-87
6. Butch Woolfolk 39 at Michigan State, Oct. 10, 1981	5. Anthony Thomas 301 1999	5. Butch Woolfolk 718 1978-81
	6. Jamie Morris 282 1987	6. Tyrone Wheatley 688 1991-94
	Mike Hart 282 2004	7. Billy Taylor 587 1969-71
	8. Gordon Bell 273 1975	8. Rob Lytle 557 1973-76
	9. Chris Perry 267 2002	9. Lawrence Ricks 541 1979-82
	10. Lawrence Ricks 266 1982	10. Gordon Bell 535 1973-75
	11. Mike Hart 265 2007	11. Ed Shuttlesworth 532 1971-73
	12. Tony Boles 262 1988	12. Ricky Powers 526 1990-93
	13. Denard Robinson 256 2010	13. Russell Davis 523 1975-78
	14. Ron Johnson 255 1968	14. Harlan Huckleby 500 1975-78
	15. Butch Woolfolk 253 1981	15. Ron Johnson 487 1966-68 Rick Leach 487 1975-78

Rushing Yards

Game	Season	Career
1. Ron Johnson 347 Wisconsin, Nov. 16, 1968	1. T. Biakabutuka 1,818 1995	1. Mike Hart 5,040 2004-07
2. Tshimanga Biakabutuka 313 Ohio State, Nov. 25, 1995	2. Anthony Thomas 1,733 2000	2. Anthony Thomas 4,472 1997-00
3. Jon Vaughn 288 UCLA, Sept. 22, 1990	3. Jamie Morris 1,703 1987	3. Jamie Morris 4,393 1984-87
4. Ron Johnson 270 Navy, Oct. 7, 1967	4. Denard Robinson 1,702 2010	4. Tyrone Wheatley 4,178 1991-94
5. Denard Robinson 258 at Notre Dame, Sept. 11, 2010	5. Chris Perry 1,674 2003	5. Butch Woolfolk 3,861 1978-81
	6. Mike Hart 1,562 2006	6. Chris Perry 3,696 2000-03
	7. Rob Lytle 1,469 1976	7. Rob Lytle 3,317 1973-76
	8. Butch Woolfolk 1,459 1981	8. Billy Taylor 3,072 1969-71
	9. Mike Hart 1,455 2004	9. Gordon Bell 2,900 1973-75
	10. Tony Boles 1,408 1988	10. T. Biakabutuka 2,810 1993-95
	11. Ron Johnson 1,391 1968	11. Lawrence Ricks 2,751 1979-82
	12. Gordon Bell 1,388 1975	12. Harlan Huckleby 2,624 1975-78
	13. Lawrence Ricks 1,388 1982	13. Ricky Powers 2,554 1990-93
	14. Jon Vaughn 1,364 1990	14. Russell Davis 2,550 1975-78
	15. Mike Hart 1,361 2007	15. Ron Johnson 2,440 1966-68
	16. Tyrone Wheatley 1,357 1992	16. Ed Shuttlesworth 2,343 1971-73
	17. Billy Taylor 1,297 1981	17. Tony Boles 2,247 1987-89
	Anthony Thomas 1,297 1999	18. Stan Edwards 2,206 1977-81
	19. Ricky Powers 1,197 1991	19. Rick Leach 2,176 1975-78
	20. Tyrone Wheatley 1,144 1994	20. Tom Harmon 2,134 1938-40

Rushing Touchdowns

Game	Season	Career
1. Ron Johnson 5 Wisconsin, Nov. 16, 1968	1. Ron Johnson 19 1968	1. Anthony Thomas 55 1997-00
2. Fritz Seyferth 4 Minnesota, Oct. 24, 1970	2. Anthony Thomas 18 2000	2. Tyrone Wheatley 47 1991-94
Ed Shuttlesworth 4 Minnesota, Oct. 28, 1972	Chris Perry 18 2003	3. Mike Hart 41 2004-07
Rob Lytle 4 Indiana, Oct. 25, 1975	4. Anthony Thomas 17 1999	4. Chris Perry 39 2000-03
Chris Howard 4 UCLA, Sept. 28, 1996	5. Anthony Thomas 15 1998	5. Rick Leach 34 1975-78
Anthony Thomas 4 at Hawaii, Nov. 28, 1998	6. Tom Harmon 14 1940	6. Steve Smith 31 1980-83
	Rob Lytle 14 1976	7. Billy Taylor 30 1969-71
	Jamie Morris 14 1987	Tom Harmon 30 1938-40
	Chris Perry 14 2002	9. Butch Woolfolk 29 1978-81
	Mike Hart 14 2006	10. Gordon Bell 28 1973-75
	Mike Hart 14 2007	11. Ron Johnson 26 1966-68
	Denard Robinson 14 2010	Ed Shuttlesworth 26 1971-73
		Rob Lytle 26 1973-76

Average Gain Per Rush

Game (Min. 5 carries)

1. Leroy Hoard 18.28
Indiana, Oct. 22, 1988
2. Tom Harmon 18.14
at Chicago, Oct. 21, 1939
3. Rob Lytle 18.00
Michigan State, Oct. 9, 1976
4. Tony Boles 17.90
at Wisconsin, Oct. 1, 1988
5. Russell Davis 16.57
Stanford, Sept. 18, 1976

Game (Min. 10 carries)

1. Rob Lytle 18.00
Michigan State, Oct. 9, 1976
2. Tony Boles 17.90
at Wisconsin, Oct. 1, 1988
3. Tyrone Wheatley 15.70
vs. Washington, Jan. 1, 1993
4. Billy Taylor 15.60
Indiana, Oct. 30, 1971
5. Anthony Thomas 14.08
at Hawaii, Nov. 28, 1998

Game (Min. 15 carries)

1. Tyrone Wheatley 15.70
vs. Washington, Jan. 1, 1993
2. Tyrone Wheatley 11.79
Iowa, Oct. 3, 1992
3. Ron Johnson 11.19
Wisconsin, Nov. 16, 1968
4. Bob Nussbaumer 11.00
Purdue, Oct. 28, 1944
5. Ted Kress 10.90
at Northwestern, Oct. 18, 1952

Game (Min. 20 carries)

1. Ron Johnson 11.19
Wisconsin, Nov. 16, 1968
2. Ted Kress 10.90
at Northwestern, Oct. 18, 1952
3. Billy Taylor 10.71
at Iowa, Nov. 15, 1969
4. Chris Perry 10.55
Central Michigan, Aug. 30, 2003
5. Ron Johnson 10.38
Navy, Oct. 7, 1967
6. Jamie Morris 10.17
vs. Alabama, Jan. 2, 1988

Season (Min. 75 carries)

1. Tyrone Wheatley 7.34 1992
2. Bill Daley 6.81 1943
3. Tom Harmon 6.80 1939
4. Rob Lytle 6.65 1976
- 5. Denard Robinson 6.64 2010**
6. Steve Smith 6.48 1983
7. Bob Nussbaumer 6.44 1944
8. Tony Boles 6.40 1989
9. Jack Weisenburger 6.39 1947
10. Jon Vaughn 6.31 1990

Career (Min. 200 carries)

1. Jon Vaughn 6.29 1989-90
2. Tyrone Wheatley 6.07 1991-94
3. Rob Lytle 5.96 1973-76
4. T. Biakabutuka 5.95 1993-95
5. Bob Nussbaumer 5.75 1943-45
6. Tony Boles 5.70 1987-89
7. Leroy Hoard 5.43 1987-89
8. Jamie Morris 5.43 1984-87
9. Gordon Bell 5.42 1973-75
10. Jesse Johnson 5.41 1991-93

Average Yards Per Game		
Season (Min. 6 games)		
1. Anthony Thomas	144.4	2000
2. Jamie Morris	141.9	1987
3. T. Biakabutuka	139.8	1995
4. Ron Johnson	139.1	1968
5. Bill Daley	136.2	1943
6. Mike Hart	136.1	2007
7. Denard Robinson	130.9	2010
8. Chris Perry	128.8	2003
9. Tony Boles	128.0	1988
10. Mike Hart	120.2	2006
11. Tyrone Wheatley	123.4	1992
12. Rob Lytle	122.4	1976

Career (Min. 15 games)		
1. Mike Hart	117.2	2004-07
2. Billy Taylor	102.4	1969-71
3. Tyrone Wheatley	97.2	1991-94
4. T. Biakabutuka	93.7	1993-95
5. Anthony Thomas	93.2	1997-00
6. Rob Lytle	92.1	1973-76
7. Butch Woolfolk	91.9	1978-81
8. Jamie Morris	91.5	1984-87
9. Ron Johnson	90.3	1966-68
10. Tony Boles	89.9	1987-89
11. Tom Harmon	88.9	1938-40

Most Games, 100+ Yards			
Season			
1. Jamie Morris	10	1987	
2. Anthony Thomas	9	2000	
Mike Hart	9	2006	
Mike Hart	9	2007	
Denard Robinson	9	2010	
6. Gordon Bell	8	1975	
Rob Lytle	8	1976	
T. Biakabutuka	8	1995	
Chris Perry	8	2003	
10. Butch Woolfolk	7	1981	
Lawrence Ricks	7	1982	
Tony Boles	7	1988	
Tyrone Wheatley	7	1992	
Tyrone Wheatley	7	1993	
Anthony Thomas	7	1999	

Career			
1. Mike Hart	28	2004-07	
2. Anthony Thomas	22	1997-00	
3. Tyrone Wheatley	20	1991-94	
4. Jamie Morris	18	1984-87	
5. Butch Woolfolk	16	1979-82	
6. Rob Lytle	15	1973-76	
7. Billy Taylor	13	1969-71	
Gordon Bell	13	1973-75	
T. Biakabutuka	13	1993-95	
10. Chris Perry	12	2000-03	

Most Games, 150+ Yards			
Season			
1. Anthony Thomas	6	2000	
2. Rob Lytle	5	1976	
Jamie Morris	5	1987	
Mike Hart	5	2004	
5. Ron Johnson	4	1968	
Tony Boles	4	1988	
T. Biakabutuka	4	1995	
Chris Perry	4	2003	
Mike Hart	4	2007	
Denard Robinson	4	2010	

Career			
1. Mike Hart	12	2004-07	
2. Anthony Thomas	9	1997-00	
3. Jamie Morris	8	1984-87	
3. Billy Taylor	7	1969-71	
Butch Woolfolk	7	1979-82	
Tyrone Wheatley	7	1991-94	
7. Ron Johnson	6	1966-68	
Rob Lytle	6	1973-76	
9. Tony Boles	5	1987-89	
Chris Perry	5	2000-03	
11. Gordon Bell	4	1973-75	
Lawrence Ricks	4	1979-82	
T. Biakabutuka	4	1993-95	
Denard Robinson	4	2009-10	

Most Games, 200+ Yards			
Season			
1. Mike Hart	3	2004	
2. Tom Harmon	2	1939	
Ron Johnson	2	1968	
T. Biakabutuka	2	1995	
Jon Vaughn	2	1990	
Tyrone Wheatley	2	1992	
Chris Perry	2	2003	
Denard Robinson	2	2010	

Career			
1. Mike Hart	5	2004-07	
2. Ron Johnson	3	1966-68	
3. Tom Harmon	2	1938-40	
T. Biakabutuka	2	1993-95	
Jon Vaughn	2	1989-90	
Tyrone Wheatley	2	1991-94	
Jamie Morris	2	1984-87	
Chris Perry	2	2000-03	
Denard Robinson	2	2009-10	

MICHIGAN FOOTBALL 100-YARD RUSHERS

Yards Att.	Player	Class	Opponent	Date
347	31	Ron Johnson	Sr. Wisconsin	Nov. 16, 1968
313	37	Tim Biakabutuka	Jr. Ohio State	Nov. 25, 1995
288	32	Jon Vaughn	So. UCLA	Sept. 22, 1990
270	26	Ron Johnson	Jr. Navy	Oct. 7, 1967
258	28	Denard Robinson	So. at Notre Dame	Sept. 11, 2010
253	39	Butch Woolfolk	Sr. at Michigan State	Oct. 10, 1981
235	15	Tyrone Wheatley	So. Washington	Jan. 1, 1993
234	23	Jamie Morris	Sr. Alabama	Jan. 2, 1988
234	40	Mike Hart	Fr. at Illinois	Oct. 16, 2004
232	22	Chris Perry	Sr. Central Michigan	Aug. 30, 2003
228	35	Anthony Thomas	Sr. at Illinois	Sept. 23, 2000
225	21	Billy Taylor	So. at Iowa	Nov. 15, 1969
224	19	Tyrone Wheatley	So. Iowa	Oct. 3, 1992
224	33	Mike Hart	Fr. Michigan State	Oct. 30, 2004
219	51	Chris Perry	Sr. at Michigan State	Nov. 1, 2003
218	20	Ted Kress	Jr. at Northwestern	Oct. 18, 1952
218	36	Mike Hart	So. at Michigan State	Oct. 1, 2005
217	19	Denard Robinson	So. at Indiana	Oct. 2, 2010
216	26	Bill Daley	Jr. at Northwestern	Oct. 2, 1943
215	22	Mike Hart	So. Eastern Michigan	Oct. 6, 2007
213	33	Tony Boles	So. Wake Forest	Sept. 24, 1988
210	29	Jamie Morris	Jr. at Ohio State	Nov. 22, 1986
210	28	Gordon Bell	Sr. at Wisconsin	Sept. 13, 1975
206	19	Tom Harmon	Jr. Yale	Oct. 28, 1939
206	33	Mike Hart	Fr. at Purdue	Oct. 23, 2004
205	34	Tim Biakabutuka	Jr. Northwestern	Oct. 7, 1995
205	31	Ron Johnson	Sr. at Duke	Sept. 28, 1968
202	29	Tom Harmon	Jr. at Pennsylvania	Nov. 18, 1939
201	21	Jon Vaughn	So. at Notre Dame	Sept. 15, 1990
199	37	Anthony Thomas	Sr. at Northwestern	Nov. 4, 2000
197	22	Bill Daley	Jr. at Illinois	Oct. 30, 1943
197	29	Denard Robinson	So. Connecticut	Sept. 4, 2010
197	42	Anthony Thomas	Jr. at Indiana	Oct. 30, 1999
196	31	Lawrence Ricks	Sr. Purdue	Nov. 13, 1982
196	19	Tim Biakabutuka	Jr. Minnesota	Oct. 28, 1995
195	31	Mike Hart	Jr. at Minnesota	Sept. 30, 2006
194	37	Tim Biakabutuka	Jr. at Michigan State	Nov. 4, 1995
194	24	Butch Woolfolk	So. Minnesota	Oct. 13, 1979
193	16	Jamie Morris	Sr. Northwestern	Oct. 31, 1987
192	29	Glenn Doughty	Jr. Washington	Sept. 27, 1969
192	32	Tyrone Wheatley	So. at Penn State	Oct. 16, 1993
191	27	Denard Robinson	So. at Penn State	Oct. 30, 2010
190	19	Butch Woolfolk	So. Wisconsin	Nov. 3, 1979

Yards Att.	Player	Class	Opponent	Date
189	23	Billy Taylor	Jr. Iowa	Nov. 14, 1970
188	23	Mike Hart	Sr. Appalachian State	Sept. 1, 2007
187	35	Mike Hart	Sr. Notre Dame	Sept. 15, 2007
187	13	Carlos Brown	Sr. Eastern Michigan	Sept. 19, 2009
186	27	Butch Woolfolk	Sr. UCLA	Dec. 31, 1981
184	27	Chris Perry	Sr. Houston	Sept. 13, 2003
184	29	Lawrence Ricks	So. California	Oct. 4, 1980
184	32	Tony Boles	So. Minnesota	Nov. 5, 1988
183	13	Anthony Thomas	So. Hawaii	Nov. 28, 1998
182	18	Jamie Morris	Sr. Wisconsin	Oct. 3, 1987
182	24	Anthony Thomas	Sr. at UCLA	Sept. 16, 2000
182	26	Butch Woolfolk	Jr. Washington	Jan. 1, 1981
182	32	Anthony Thomas	Sr. vs. Auburn	Jan. 1, 2001
182	35	Tyrone Wheatley	Sr. at Iowa	Oct. 1, 1994
180	10	Rob Lytle	Sr. Michigan State	Oct. 9, 1976
179	10	Tony Boles	So. at Wisconsin	Oct. 1, 1988
179	24	Jamie Morris	So. Indiana	Oct. 26, 1985
177	31	Lawrence Ricks	Sr. at Illinois	Nov. 6, 1982
177	13	Wes Bradford	Jr. Minnesota	Oct. 27, 1951
176	26	Butch Woolfolk	Sr. at Indiana	Oct. 3, 1981
176	27	Ricky Powers	So. at Boston College	Sept. 7, 1991
175	25	Rob Lytle	Sr. at Indiana	Oct. 23, 1976
175	25	Anthony Thomas	Sr. Michigan State	Oct. 21, 2000
175	27	Chris Perry	Jr. Wisconsin	Nov. 16, 2002
172	18	Rob Lytle	Sr. at Northwestern	Oct. 16, 1976
172	11	Billy Taylor	Sr. Indiana	Oct. 30, 1971
172	17	Anthony Thomas	Jr. Northwestern	Nov. 6, 1999
172	28	Tyrone Wheatley	So. Michigan State	Oct. 10, 1992
172	31	Gordon Bell	Sr. at Minnesota	Nov. 1, 1975
171	20	Jamie Morris	Sr. Long Beach State	Sept. 26, 1987
171	26	Tyrone Wheatley	Jr. Houston	Sept. 25, 1993
171	35	Anthony Thomas	Sr. Penn State	Nov. 11, 2000
168	22	Jesse Johnson	So. at Iowa	Oct. 5, 1991
167	42	Ron Johnson	Jr. Northwestern	Nov. 4, 1967
167	21	Russell Davis	Jr. at Purdue	Nov. 12, 1977
166	23	Gordon Bell	Jr. Purdue	Nov. 16, 1974
166	33	Billy Taylor	Sr. at Minnesota	Oct. 23, 1971
166	17	Vincent Smith	Fr. Delaware State	Oct. 17, 2009
165	29	Rob Lytle	Sr. at Ohio State	Nov. 20, 1976
165	15	Bob Nussbaumer	Jr. Purdue	Oct. 28, 1944
164	22	Jim Pace	Sr. Ohio State	Nov. 23, 1957
164	29	Stan Edwards	Jr. Purdue	Nov. 15, 1980
164	38	Ricky Powers	So. Notre Dame	Sept. 14, 1991

100-YARD RUSHERS CONTINUED

Yards Att.	Player	Class	Opponent	Date
163	34	Ron Johnson	Sr. at Indiana	Oct. 19, 1968
162	30	Tom Kuzma	So. Ohio State	Nov. 22, 1941
162	26	Jon Vaughn	So. Michigan State	Oct. 13, 1990
160	35	Mike Hart	Fr. Minnesota	Oct. 9, 2004
159	23	Gordon Bell	Jr. at Indiana	Nov. 2, 1974
158	20	Rob Lytle	So. Minnesota	Oct. 26, 1974
158	14	Tony Boles	Jr. Indiana	Oct. 28, 1989
158	23	Leroy Hoard	So. at Ohio State	Nov. 19, 1988
157	18	Harlan Huckleby	Fr. Northwestern	Oct. 18, 1975
157	16	Harlan Huckleby	So. Stanford	Sept. 18, 1976
157	25	Roosevelt Smith	So. Wisconsin	Oct. 15, 1977
157	21	Brandon Minor	So. Minnesota	Oct. 27, 2007
156	22	Jamie Morris	So. Nebraska	Jan. 1, 1986
155	13	Billy Taylor	So. at Illinois	Nov. 8, 1969
155	24	Brandon Minor	Jr. at Purdue	Nov. 1, 2008
154	31	Chris Perry	Sr. Ohio State	Nov. 22, 2003
154	25	Mike Hart	Jr. Ball State	Nov. 4, 2006
154	19	Brandon Minor	Sr. Purdue	Nov. 7, 2009
153	23	Tyrone Wheatley	Sr. Michigan State	Oct. 8, 1994
153	24	Lawrence Ricks	Sr. Wisconsin	Sept. 11, 1982
153	27	Tony Boles	So. at Northwestern	Oct. 29, 1988
153	21	Rob Lytle	Sr. at Purdue	Nov. 6, 1976
153	44	Mike Hart	Sr. Penn State	Sept. 22, 2007
152	16	Butch Woolfolk	Jr. at Indiana	Nov. 1, 1980
152	18	Stan Edwards	Jr. Illinois	Oct. 25, 1980
152	21	Leroy Hoard	Jr. Ohio State	Nov. 25, 1989
152	31	Jamie Morris	Sr. at Indiana	Oct. 24, 1987
152	19	Ron Johnson	Sr. Michigan State	Oct. 12, 1968
151	31	Billy Taylor	So. at Minnesota	Oct. 25, 1969
151	26	Billy Taylor	Jr. Minnesota	Oct. 24, 1970
151	26	Ricky Powers	So. at Illinois	Nov. 16, 1991
151	20	Ed Shuttlesworth	Jr. Tulane	Sept. 30, 1972
151	23	Mike Hart	Fr. Northwestern	Nov. 13, 2004
150	14	Tom Kuzma	So. at Columbia	Nov. 15, 1941
149	29	Jamie Morris	Sr. at Minnesota	Nov. 7, 1987
149	29	Billy Taylor	Jr. Michigan State	Oct. 17, 1970
149	32	B.J. Askew	Sr. Michigan State	Nov. 2, 2002
148	20	Tyrone Wheatley	Sr. Purdue	Nov. 5, 1994
148	24	Tyrone Wheatley	So. Minnesota	Oct. 24, 1992
148	21	Ricky Powers	So. at Michigan State	Oct. 12, 1991
148	22	Tony Boles	So. at Iowa	Oct. 15, 1988
147	22	Rob Lytle	Jr. Indiana	Oct. 25, 1975
147	4	Steve Smith	Sr. at Minnesota	Nov. 12, 1983
147	24	Harlan Huckleby	Jr. Navy	Sept. 24, 1977
147	14	Bob Nussbaumer	Jr. Northwestern	Oct. 14, 1944
146	31	Harlan Huckleby	Jr. at Michigan State	Oct. 8, 1977
146	31	Mike Hart	Jr. Vanderbilt	Sept. 2, 2006
146	25	Tyrone Wheatley	Jr. Notre Dame	Sept. 11, 1993
144	26	John Herrstein	Sr. USC	Sept. 27, 1958
144	14	Michael Taylor	So. Northwestern	Oct. 31, 1987
144	19	Tyrone Wheatley	Sr. Penn State	Oct. 15, 1994
143	23	Tyrone Wheatley	So. at Northwestern	Nov. 7, 1992
143	25	Tim Biakabutuka	Jr. Memphis	Sept. 9, 1995
142	19	Leroy Hoard	So. USC	Jan. 2, 1989
142	19	Gordon Bell	Jr. at Illinois	Nov. 9, 1974
142	15	Billy Taylor	So. Wisconsin	Nov. 1, 1969
142	28	Tom Harmon	Sr. Pennsylvania	Oct. 26, 1940
142	23	Mike Hart	Jr. at Ohio State	Nov. 18, 2006
141	35	Gordon Bell	Sr. at Illinois	Nov. 15, 1975
141	31	Butch Woolfolk	Jr. at Ohio State	Nov. 22, 1980
141	28	Chuck Heater	So. at Illinois	Oct. 21, 1972
141	15	Tim Biakabutuka	So. Michigan State	Oct. 8, 1994
141	9	Tyrone Wheatley	Fr. Northwestern	Nov. 9, 1991
140	20	Jim Detwiler	Sr. at Ohio State	Nov. 19, 1966
140	20	Jamie Morris	Jr. Oregon State	Sept. 20, 1986
140	24	Tim Biakabutuka	Fr. Purdue	Nov. 6, 1993
140	24	Chris Perry	Sr. Illinois	Oct. 18, 2003
139	26	Tim Biakabutuka	Jr. at Penn State	Nov. 18, 1995
139	23	Butch Woolfolk	Sr. Notre Dame	Sept. 19, 1981
139	24	Stan Edwards	So. at Michigan State	Oct. 6, 1979
139	27	Rick Rogers	Sr. Northwestern	Oct. 13, 1984
139	19	Carl Ward	Jr. at Illinois	Nov. 6, 1965
139	25	Tom Harmon	Sr. at Ohio State	Nov. 23, 1940
138	30	Bob Wiese	So. Ohio State	Nov. 20, 1943
138	15	Glenn Doughty	So. Vanderbilt	Sept. 20, 1969

Yards Att.	Player	Class	Opponent	Date
138	23	Harlan Huckleby	Sr. at Northwestern	Nov. 11, 1978
138	28	Jamie Morris	Fr. Wisconsin	Sept. 22, 1984
138	32	Anthony Thomas	Jr. Notre Dame	Sept. 4, 1999
137	29	Leroy Hoard	So. Illinois	Nov. 12, 1988
137	24	Bob Timberlake	Jr. Iowa	Nov. 16, 1963
136	20	Jamie Morris	Sr. at Illinois	Nov. 14, 1987
136	29	Butch Woolfolk	Jr. Michigan State	Oct. 11, 1980
135	18	Lawrence Ricks	Sr. Minnesota	Oct. 30, 1982
135	24	Bill Daley	Jr. Notre Dame	Oct. 9, 1943
134	21	Ralph Chubb	Jr. at Pennsylvania	Nov. 4, 1944
134	25	Russell Davis	Sr. Purdue	Nov. 18, 1978
134	18	Tyrone Wheatley	So. at Indiana	Oct. 17, 1992
134	24	Ron Johnson	Sr. at Northwestern	Nov. 2, 1968
134	17	Gordon Bell	Jr. Minnesota	Oct. 26, 1974
133	17	Chuck Heater	Jr. at Iowa	Sept. 15, 1973
133	25	Clarence Williams	So. Boston College	Sept. 31, 1996
133	31	Chris Perry	Sr. Notre Dame	Sept. 13, 2003
132	20	Tyrone Wheatley	Sr. Wisconsin	Oct. 29, 1994
132	13	Tracy Williams	So. at Wisconsin	Oct. 1, 1988
132	21	Anthony Thomas	So. vs. Arkansas	Jan. 1, 1999
132	13	Carlos Brown	So. Minnesota	Oct. 20, 2007
131	23	Butch Woolfolk	Fr. Minnesota	Oct. 28, 1978
131	19	Harlan Huckleby	So. Wisconsin	Sept. 11, 1976
131	20	Carl Ward	Sr. Illinois	Nov. 5, 1966
131	16	Tom Harmon	Sr. at California	Sept. 28, 1940
131	25	Jon Vaughn	So. at Purdue	Nov. 3, 1990
131	14	Anthony Thomas	Sr. Rice	Sept. 9, 2000
131	25	Sam McGuffie	Fr. at Notre Dame	Sept. 13, 2008
130	14	Steve Smith	Sr. Indiana	Oct. 1, 1983
130	23	Jamie Morris	Sr. Ohio State	Nov. 21, 1987
129	33	Tony Boles	So. Miami (Fla.)	Sept. 17, 1988
129	20	Rob Lytle	Sr. Minnesota	Oct. 30, 1976
129	20	Anthony Thomas	Fr. Iowa	Oct. 18, 1997
129	32	Mike Hart	Sr. vs. Florida (Capital)	Jan. 1, 2008
129	5	Denard Robinson	So. Bowling Green	Sept. 25, 2010
128	24	Harlan Huckleby	Jr. at Illinois	Sept. 10, 1977
128	18	Don Moorhead	Jr. Washington	Sept. 27, 1969
128	10	Chuck Heater	Jr. Indiana	Nov. 3, 1973
128	7	Leroy Hoard	So. Indiana	Oct. 22, 1988
128	19	Jamie Morris	Sr. Notre Dame	Sept. 12, 1987
128	12	Tim Biakabutuka	So. Boston College	Sept. 4, 1994
128	15	Jon Vaughn	So. Mississippi	Jan. 1, 1991
128	27	Ricky Powers	Fr. at Ohio State	Nov. 24, 1990
128	15	Jim Pace	Sr. Indiana	Nov. 16, 1957
128	21	Anthony Thomas	Jr. Illinois	Oct. 23, 1999
127	7	Tom Harmon	Jr. at Chicago	Oct. 21, 1939
127	12	Chris Howard	Jr. at Minnesota	Oct. 26, 1996
127	24	Ricky Powers	Fr. Minnesota	Nov. 17, 1990
127	25	Mike Hart	Sr. Oregon	Sept. 8, 2007
127	30	Dennis Brown	Jr. Indiana	Oct. 21, 1967
127	30	Butch Woolfolk	So. Indiana	Oct. 27, 1979
127	34	Anthony Thomas	Jr. at Penn State	Nov. 13, 1999
126	26	Bob Westfall	Sr. at Illinois	Nov. 1, 1941
126	24	Stan Edwards	Jr. California	Oct. 4, 1980
126	23	Harlan Huckleby	So. Michigan State	Oct. 9, 1976
126	13	Lawrence Ricks	Jr. Northwestern	Oct. 24, 1981
126	12	Steve Smith	Sr. Purdue	Nov. 5, 1983
126	11	B.J. Askew	Sr. at Minnesota	Nov. 9, 2002
126	31	Mike Hart	Jr. Iowa	Oct. 21, 2006
126	12	Michael Shaw	Jr. Massachusetts	Sept. 18, 2010
125	26	Rick Rogers	Jr. Iowa	Oct. 22, 1983
125	14	Jamie Morris	Fr. Minnesota	Nov. 10, 1984
125	28	Ed Shuttlesworth	So. at Purdue	Nov. 13, 1971
124	19	Rick Rogers	Sr. Washington State	Sept. 10, 1983
124	22	Lawrence Ricks	Sr. Indiana	Oct. 2, 1982
124	20	Rick Rogers	Jr. Northwestern	Oct. 15, 1983
124	18	Tyrone Wheatley	Jr. N.C. State	Jan. 1, 1994
124	21	Gordon Bell	Sr. Ohio State	Nov. 22, 1975
124	31	Mike Hart	Jr. at Notre Dame	Sept. 16, 2006
123	13	Mel Anthony	Sr. Oregon State	Jan. 1, 1965
123	23	Lawrence Ricks	So. at Indiana	Nov. 1, 1980
123	20	Bob Chappuis	So. Iowa	Oct. 5, 1946
122	21	Anthony Thomas	Fr. Baylor	Sept. 20, 1997
122	27	B.J. Askew	Jr. at Penn State	Oct. 6, 2001
122	25	Chris Perry	Sr. at Northwestern	Nov. 15, 2003

Yards Att.	Player	Class	Opponent	Date
122	22	Mike Hart	Jr. Michigan State	Oct. 7, 2006
121	22	Ron Johnson	Sr. Navy	Oct. 5, 1968
121	20	Rob Lytle	Jr. at Michigan State	Oct. 11, 1975
121	23	Jesse Johnson	Jr. Illinois	Nov. 14, 1992
121	20	Mel Anthony	Sr. at Iowa	Nov. 14, 1964
121	21	Tom Kuzma	Fr. at Illinois	Nov. 1, 1941
121	22	Clarence Williams	Sr. Wisconsin	Nov. 14, 1998
121	25	Mike Hart	Fr. San Diego State	Sept. 18, 2004
121	22	Denard Robinson	So. Wisconsin	Nov. 20, 2010
120	15	Jim Pace	Jr. Illinois	Nov. 10, 1956
120	18	Lawrence Ricks	Sr. at Iowa	Oct. 16, 1982
120	20	Dave Fisher	Sr. Purdue	Oct. 15, 1966
120	21	Anthony Thomas	Sr. at Purdue	Oct. 7, 2000
120	22	Chris Howard	Fr. at Penn State	Nov. 8, 1997
120	23	Chris Perry	Jr. Washington	Aug. 31, 2002
120	28	Chris Howard	Jr. Penn State	Nov. 16, 1996
120	28	Tom Harmon	Sr. Michigan State	Oct. 5, 1940
120	31	Justin Fargas	Fr. at Northwestern	Oct. 17, 1998
119	21	Bob Wiese	Jr. Northwestern	Oct. 14, 1944
119	23	Jamie Morris	So. Notre Dame	Sept. 14, 1985
119	14	Butch Woolfolk	Sr. at Wisconsin	Sept. 12, 1981
119	24	Gordon Bell	Sr. Missouri	Oct. 4, 1975
118	9	Alan Jefferson	So. Washington State	Sept. 19, 1987
118	10	Bennie McRae	Sr. at Illinois	Nov. 11, 1961
118	17	Chris Perry	Jr. Western Michigan	Sept. 7, 2002
118	19	Bob Chappuis	So. Wisconsin	Nov. 16, 1946
118	20	Jesse Johnson	Jr. at Purdue	Oct. 31, 1992
118	21	Jamie Morris	Jr. at Hawaii	Dec. 6, 1986
118	23	Ricky Powers	So. Purdue	Nov. 2, 1991
118	25	Billy Taylor	Sr. Ohio State	Nov. 20, 1971
118	n.a.	Jack Weisenberger	Sr. at Northwestern	Oct. 18, 1947
117	14	Gordon Bell	Sr. Indiana	Oct. 25, 1975
117	15	Billy Taylor	Sr. at Michigan State	Oct. 9, 1971
117	20	Gil Chapman	Jr. at Michigan State	Oct. 13, 1973
117	15	Tyrone Wheatley	Jr. Washington State	Sept. 4, 1993
117	27	Bob Ptacek	Sr. Illinois	Nov. 8, 1958
117	32	Tim Biakabutuka	Jr. at Boston College	Sept. 16, 1995
117	17	Bob Nussbaumer	Jr. at Marquette	Sept. 23, 1944
117	25	Butch Woolfolk	Sr. Navy	Sept. 26, 1981
117	15	Anthony Thomas	So. Eastern Michigan	Sept. 19, 1998
117	27	Mike Hart	So. Northern Illinois	Sept. 3, 2005
117	26	Max Martin	So. Eastern Michigan	Sept. 17, 2005
117	23	Brandon Minor	Jr. at Penn State	Oct. 18, 2008
116	15	Steve Smith	So. Illinois	Nov. 7, 1981
116	15	Dave Raimey	Jr. Duke	Nov. 4, 1961
116	27	Gil Shuttlesworth	Sr. Ohio State	Nov. 24, 1973
116	7	Russell Davis	So. Stanford	Sept. 18, 1976
116	23	Anthony Thomas	Jr. Purdue	Oct. 2, 1999
116	19	Mike Hart	Jr. Central Michigan	Sept. 9, 2006
115	24	Ed Shuttlesworth	Jr. at UCLA	Sept. 23, 1972
115	16	Chuck Ortmann	Jr. Minnesota	Oct. 22, 1949
115	9	Tony Boles	Jr. at Illinois	Nov. 11, 1989
115	23	Carlos Brown	Jr. Northwestern	Nov. 15, 2008
114	n.a.	Bob Weise	So. at Notre Dame	Nov. 14, 1942
114	12	Dave Raimey	So. Duke	Oct. 8, 1960
114	10	Rick Leach	So. Minnesota	Oct. 30, 1976
114	13	Clarence Williams	Sr. at Notre Dame	Sept. 5, 1998
113	17	Tony Branoff	So. Ohio State	Nov. 21, 1953
113	20	Rob Lytle	Jr. Stanford	Sept. 20, 1975
113	23	Don Dufek	Sr. California	Jan. 1, 1951
113	13	Preston Henry	Jr. at Washington	Sept. 26, 1970
113	18	Bob Timberlake	Sr. Purdue	Oct. 17, 1964
113	23	Ricky Powers	Fr. Illinois	Nov. 10, 1990
113	28	Tyrone Wheatley	Jr. Iowa	Oct. 2, 1993
113	11	Kerry Smith	Jr. Minnesota	Oct. 30, 1982
113	12	Bob Nussbaumer	So. Wisconsin	Nov. 13, 1943
113	25	Carlos Brown	So. at Illinois	Oct. 20, 2007
112	14	Ricky Powers	Fr. Mississippi	Jan. 1, 1991
112	15	B.J. Askew	Jr. Western Michigan	Sept. 22, 2001
112	16	Ed Shuttlesworth	So. Iowa	Nov. 6, 1971
112	18	Tom Harmon	Jr. Iowa	Oct. 14, 1939
112	19	Chris Howard	Sr. Baylor	Sept. 20, 1997
112	21	Chris Perry	Sr. Indiana	Sept. 27, 2003
112	26	Mike Hart	Jr. at Penn State	Oct. 14, 2006
111	16	Ed Shuttlesworth	So. Virginia	Sept. 18, 1971
111	16	Tim Biakabutuka	Jr. at Indiana	Oct. 21, 1995
111	31	Anthony Thomas	Jr. Ohio State	Nov. 20, 1999
110	14	Rob Lytle	Sr. Wake Forest	Oct. 2, 1976
110	15	Don Dufek	Sr. Northwestern	Nov. 18, 1950

Yards Att.	Player	Class	Opponent	Date
110	19	Russell Davis	Jr. Texas A&M	Oct. 1, 1977
110	13	Bob Perryman	So. BYU	Dec. 21, 1984
110	29	Gerald White	Jr. Ohio State	Nov. 23, 1985
110	27	Lawrence Ricks	Sr. at Ohio State	Nov. 20, 1982
110	21	Chris Howard	Sr. at Michigan State	Oct. 25, 1997
110	15	Mike Hart	Sr. at Michigan State	Nov. 3, 2007
109	14	Elroy Hirsch	Jr. Minnesota	Oct. 23, 1943
109	16	Chris Howard	Jr. UCLA	Sept. 28, 1996
109	21	Tom Harmon	Sr. at Harvard	Oct. 12, 1940
109	28	Mike Hart	So. Minnesota	Oct. 8, 2005
108	11	David Underwood	Jr. Houston	Sept. 6, 2003
108	14	Carl Ward	So. Minnesota	Oct. 24, 1964
108	17	Ron Johnson	Jr. at Minnesota	Oct. 28, 1967
108	17	Leroy Hoard	Jr. USC	Jan. 1, 1990
108	23	Anthony Thomas	Sr. Bowling Green	Sept. 2, 2000
108	25	Gordon Bell	Jr. at Ohio State	Nov. 23, 1974
108	31	Jamie Morris	Sr. at Michigan State	Oct. 10, 1987
108	23	Mike Hart	So. Penn State	Oct. 15, 2005
108	12	Brandon Minor	Fr. Ball State	Nov. 4, 2006
107	22	Kerry Smith	Sr. at Wisconsin	Sept. 24, 1983
107	24	Ron Johnson	Jr. Michigan State	Oct. 14, 1967
107	14	Bob Perryman	Sr. at Hawaii	Dec. 6, 1986
107	28	Ed Shuttlesworth	Jr. Michigan State	Oct. 14, 1972
106	17	Stan Edwards	So. Kansas	Sept. 22, 1979
106	16	Thomas Wilcher	Jr. at South Carolina	Sept. 21, 1985
106	20	Dave Fisher	Jr. Wisconsin	Oct. 30, 1965
106	18	Butch Woolfolk	Sr. Northwestern	Oct. 24, 1981
106	12	Ricky Powers	Fr. at Wisconsin	Oct. 6, 1990
106	30	Mike Hart	Sr. at Northwestern	Sept. 29, 2007
106	16	Brandon Minor	Sr. Notre Dame	Sept. 12, 2009
105	11	Ed Davis	Fr. Houston	Sept. 26, 1992
105	16	Tyrone Wheatley	Jr. Ohio State	Nov. 20, 1993
105	22	Butch Woolfolk	So. at Purdue	Nov. 10, 1979
105	25	Chris Howard	Jr. at Ohio State	Nov. 23, 1996
105	19	Gordon Bell	Sr. at Michigan State	Oct. 11, 1975
105	8	Rob Lytle	Jr. Northwestern	Oct. 18, 1975
105	15	Wes Bradford	So. Indiana	Nov. 11, 1950
105	28	Billy Taylor	Sr. at Northwestern	Sept. 11, 1971
105	24	Jerome Jackson	Jr. at Northwestern	Oct. 29, 2005
105	25	Sam McGuffie	Fr. Toledo	Oct. 11, 2008
105	18	Denard Robinson	So. Iowa	Oct. 16, 2010
105	18	Denard Robinson	So. Ohio State	Nov. 27, 2010
104	18	Harlan Huckleby	Sr. Arizona	Oct. 7, 1978
104	14	Carl Ward	Jr. Ohio State	Nov. 20, 1965
104	18	Rob Lytle	Jr. Ohio State	Nov. 22, 1975
104	27	Donald Peterson	Sr. at Illinois	Nov. 3, 1951
104	21	Jesse Johnson	So. at Illinois	Nov. 16, 1991
104	9	Bob Ptacek	So. Indiana	Nov. 17, 1956
104	10	Walter Cross	Fr. Syracuse	Sept. 12, 1998
104	17	Denard Robinson	Jr. Massachusetts	Sept. 18, 2010
103	17	Tony Branoff	Sr. at Illinois	Nov. 5, 1955
103	22	Billy Taylor	Sr. Illinois	Oct. 16, 1971
103	16	Gil Chapman	Jr. Illinois	Nov. 10, 1973
103	11	Don Moorhead	Jr. Vanderbilt	Sept. 20, 1969
103	19	Tony Boles	So. at Ohio State	Nov. 19, 1988
103	10	Chris Perry	Fr. Bowling Green	Sept. 2, 2000
102	22	Dave Raimey	Jr. Iowa	Nov. 18, 1961
102	13	Anthony Thomas	So. Wisconsin	Nov. 14, 1998
102	21	Mike Hart	Sr. Purdue	Oct. 13, 2007
101	17	Gene Derricotte	Fr. Purdue	Oct. 28, 1944
101	11	Bob Perryman	Sr. at Indiana	Oct. 25, 1986
101	19	Rob Lytle	Sr. Stanford	Sept. 18, 1976
101	20	Chuck Heater	Sr. at Wisconsin	Oct. 19, 1974
101	15	Rob Lytle	So. Navy	Sept. 28, 1974
100	14	Gordon Bell	Sr. Northwestern	Oct. 18, 1975
100	n.a.	Jack Weisenberger	Sr. Ohio State	Nov. 22, 1947
100	25	Tim Biakabutuka	So. at Notre Dame	Sept. 10, 1994
100	24	Chris Howard	Jr. Michigan State	Nov. 2, 1996
100	22	Tony Boles	Jr. at Michigan State	Oct. 14, 1989
100	19	Tyrone Wheatley	So. at Ohio State	Nov. 21, 1992
100	18	Bob Wiese	So. Indiana	Nov. 6, 1943
100	26	Chris Howard	Sr. at Wisconsin	Nov. 15, 1997

MICHIGAN FOOTBALL

100-YARD RUSHING DUOS

Team Record with Two or More 100-yard Rushers

Overall Record: 34-1 / Home: 25-1 / Road: 8-0 / Neutral Site: 1-0

NameAtt.....Yds.....Opponent..... Site ...Date Result
 Bob Westfall.....26.....126Illinois.....A.....Nov. 1, 1941 W, 20-0
 Tom Kuzma21.....121

Bob Nussbaumer.....14.....147NorthwesternH.....Oct. 14, 1944..... W, 27-0
 Bob Wiese.....21.....119

Bob Nussbaumer.....15.....165PurdueH.....Oct. 28, 1944.....W, 40-14
 Gene Derricotte.....17.....101

Glenn Doughty.....15.....138Vanderbilt.....H.....Sept. 20, 1969.....W, 42-14
 Don Moorhead.....11.....103

Glenn Doughty.....29.....192Washington.....H.....Sept. 27, 1969..... W, 45-7
 Don Moorhead.....18.....128

Billy Taylor.....21.....225Iowa.....A.....Nov. 15, 1969..... W, 51-6
 Glenn Doughty.....17.....100

Rob Lytle20.....158Minnesota.....H.....Oct. 26, 1974..... W, 49-0
 Gordon Bell.....17.....134

Rob Lytle20.....111Michigan State..A.....Oct. 11, 1975..... W, 16-6
 Gordon Bell.....19.....105

Harlan Huckleby.....18.....157NorthwesternH.....Oct. 18, 1975..... W, 69-0
 Rob Lytle8.....105
 Gordon Bell.....14.....100

Rob Lytle22.....147Indiana.....H.....Oct. 25, 1975..... W, 55-7
 Gordon Bell.....14.....117

Gordon Bell.....21.....124Ohio State.....H.....Nov. 22, 1975..... L, 14-21
 Rob Lytle18.....104

Harlan Huckleby.....16.....157StanfordH.....Sept. 18, 1976..... W, 51-0
 Russell Davis.....7.....116
 Rob Lytle19.....101

Rob Lytle10.....180Michigan State..H.....Oct. 9, 1976W, 42-10
 Harlan Huckleby.....23.....126

Rob Lytle20.....129Minnesota.....H.....Oct. 30, 1976..... W, 45-0
 Rick Leach.....10.....114

Roosevelt Smith.....25.....157Wisconsin.....H.....Oct. 15, 1977..... W, 56-0
 Russell Davis.....19.....105

Butch Woolfolk.....29.....194Minnesota.....H.....Oct. 13, 1979.....W, 31-21
 Lawrence Reid.....17.....179

Lawrence Ricks.....29.....184CaliforniaH.....Oct. 4, 1980W, 38-13
 Stan Edwards.....24.....126

MICHIGAN FOOTBALL

100-YARD RUSHING LEADERS

IN ORDER OF NUMBER OF TIMES RUSHED OVER 100 YARDS

MIKE HART (28)

Yds... Att..Opponent, Year (Class)
 234.....40.... at Illinois, 2004 (Fr.)
 224.....33.... Michigan State, 2004 (Fr.)
 216.....36.... at Michigan State, 2005 (So.)
 215.....22.... Eastern Michigan, 2007 (Sr.)
 206.....33.... at Purdue, 2004 (Fr.)
 195.....31.... at Minnesota, 2006 (Jr.)
 188.....23.... Appalachian State, 2007 (Sr.)
 187.....35.... Notre Dame, 2007 (Sr.)

160.....35.... Minnesota, 2004 (Fr.)
 154.....25.... Ball State, 2006 (Jr.)
 153.....44.... Penn State, 2007 (Sr.)
 151.....23.... Northwestern, 2004 (Fr.)
 146.....31.... Vanderbilt, 2006 (Jr.)
 142.....23.... at Ohio State, 2006 (Jr.)
 129.....32.... vs. Florida, 2007* (Sr.)
 127.....25.... Oregon, 2007 (Sr.)
 126.....31.... Iowa, 2006 (Jr.)
 124.....31.... at Notre Dame, 2006 (Jr.)
 122.....22.... Michigan State, 2006 (Jr.)
 121.....25.... San Diego State, 2004 (Fr.)
 117.....27.... Northern Illinois, 2005 (So.)
 116.....19.... Central Michigan, 2006 (Jr.)

112.....26.... at Penn State, 2006 (Jr.)
 110.....15.... at Michigan State, 2007 (Sr.)
 109.....28.... Minnesota, 2005 (So.)
 108.....23.... Penn State, 2005 (So.)
 106.....30.... at Northwestern, 2007 (Sr.)
 102.....21.... Purdue, 2007 (Sr.)
 *Capital One Bowl

ANTHONY THOMAS (22)

Yds... Att..Opponent, Year (Class)
 228.....35.... at Illinois, 2000 (Sr.)
 199.....37.... at Northwestern, 2000 (Sr.)
 197.....42.... at Indiana, 1999 (Jr.)

183.....13.... at Hawaii, 1998 (So.)
 182.....24.... at UCLA, 2000 (Sr.)
 182.....32.... vs. Auburn, 2001* (Sr.)
 175.....25.... Michigan State, 2000 (Sr.)
 172.....17.... vs. Northwestern, 1999 (Jr.)
 171.....35.... vs. Penn State, 2000 (Sr.)
 138.....32.... vs. Notre Dame, 1999 (Jr.)
 132.....21.... vs. Arkansas, 1999* (So.)
 131.....14.... vs. Rice, 2000 (Sr.)
 129.....20.... vs. Iowa, 1997 (Fr.)
 128.....21.... vs. Illinois, 1999 (Jr.)
 127.....34.... at Penn State, 1999 (Jr.)
 122.....21.... vs. Baylor, 1997 (Fr.)
 120.....21.... at Purdue, 2000 (Sr.)

NameAtt.....Yds.....Opponent..... Site ...Date Result
 Butch Woolfolk.....16.....152Indiana.....A.....Nov. 1, 1980 W, 35-0
 Lawrence Ricks.....23.....123

Lawrence Ricks.....13.....126NorthwesternH.....Oct. 24, 1981..... W, 38-0
 Butch Woolfolk.....18.....106

Lawrence Ricks.....29.....184Minnesota.....H.....Oct. 30, 1982.....W, 52-14
 Kerry Smith.....11.....113

Jamie Morris.....21.....118Hawaii.....A.....Dec. 6, 1986.....W, 27-10
 Robert Perryman.....14.....107

Jamie Morris.....16.....193NorthwesternH.....Oct. 31, 1987..... W, 29-6
 Michael Taylor.....14.....144

Tony Boles.....10.....179Wisconsin.....A.....Oct. 1, 1988.....W, 62-14
 Tracy Williams.....13.....132

Leroy Hoard.....23.....158Ohio State.....A.....Nov. 19, 1988.....W, 34-31
 Tony Boles.....19.....103

Jon Vaughn.....15.....128Mississippi.....1.....Jan. 1, 1991..... W, 35-3
 Ricky Powers.....14.....112

Ricky Powers.....26.....151Illinois.....A.....Nov.16, 1991..... W, 20-0
 Jesse Johnson.....21.....104

Tyrone Wheatley.....23.....153Michigan State..H.....Oct. 8, 1994W, 40-20
 Tim Biakabutuka.....15.....141

Tyrone Wheatley.....20.....148PurdueA.....Nov. 5, 1994W, 45-23
 Tim Biakabutuka.....12.....100

Anthony Thomas.....21.....122BaylorH.....Sept. 20, 1997..... W, 21-3
 Chris Howard.....19.....112

Clarence Williams.....22.....121Wisconsin.....H.....Nov. 14, 1998.....W, 27-10
 Anthony Thomas.....13.....102

Anthony Thomas.....23.....108Bowling Green ..H.....Sept. 2, 2000..... W, 42-7
 Chris Perry.....10.....103

Chris Perry.....27.....184Houston.....H.....Sept. 6, 2003..... W, 50-3
 David Underwood...11.....108

Mike Hart.....25.....154Ball State.....H.....Nov. 4, 2006W, 34-26
 Brandon Minor.....12.....108

Brandon Minor.....21.....157Minnesota.....H.....Oct. 27, 2007
 Carlos Brown.....13.....132

Michael Shaw.....12.....126Massachusetts...H.....Sept. 18, 2010.....W, 42-37
 Denard Robinson.....17.....104

1- Gator Bowl, Jacksonville, FL

11715.... vs. E. Michigan, 1998 (So.)
 11623.... vs. Purdue, 1999 (Jr.)
 11131.... vs. Ohio State, 1999 (Jr.)
 10823.... vs. Bowling Green, 2000 (Sr.)
 10213.... vs. Wisconsin, 1998 (So.)
 *Florida Citrus Bowl

TYRONE WHEATLEY (20)

Yds... Att.. Opponent, Year (Class)
 23515.... vs. Washington, 1993* (So.)
 22419.... vs. Iowa, 1992 (So.)
 19232.... at Penn State, 1993 (Jr.)
 18235.... at Iowa, 1994 (Sr.)
 17228.... vs. Michigan State, 1992 (So.)
 17126.... vs. Houston, 1993 (Jr.)
 15323.... vs. Michigan State, 1994 (Sr.)
 14820.... vs. Purdue, 1994 (Sr.)
 14824.... vs. Minnesota, 1992 (So.)
 14625.... vs. Notre Dame, 1993 (Jr.)
 14419.... vs. Penn State, 1994 (Sr.)
 14323.... at Northwestern, 1992 (So.)
 1419..... vs. Northwestern, 1991 (Fr.)
 13418.... at Indiana, 1992 (So.)
 13220.... vs. Wisconsin, 1994 (Sr.)
 12418.... vs. N.C. State, 1994^ (Jr.)
 11715.... vs. Washington St., 1993 (Jr.)
 11328.... vs. Iowa, 1993 (Jr.)
 10516.... vs. Ohio State, 1993 (Jr.)
 10019.... at Ohio State, 1992 (So.)
 *Rose Bowl; ^Hall of Fame Bowl

JAMIE MORRIS (18)

Yds... Att.. Opponent, Year (Class)
 23423.... vs. Alabama, 1988* (Sr.)
 21029.... at Ohio State, 1986 (Jr.)
 19316.... vs. Northwestern, 1987 (Sr.)
 18218.... vs. Wisconsin, 1987 (Sr.)
 17924.... vs. Indiana, 1985 (So.)
 17120.... vs. Long Beach St., 1987 (Sr.)
 15622.... vs. Nebraska, 1986^ (So.)
 15231.... at Indiana, 1987 (Sr.)
 14929.... at Minnesota, 1987 (Sr.)
 14020.... vs. Oregon State, 1986 (Jr.)
 13828.... vs. Wisconsin, 1984 (Fr.)
 13620.... at Illinois, 1987 (Sr.)
 13023.... vs. Ohio State, 1987 (Sr.)
 12819.... vs. Notre Dame, 1987 (Sr.)
 12514.... vs. Minnesota, 1984 (Fr.)
 11923.... vs. Notre Dame, 1985 (So.)
 11821.... at Hawaii, 1986 (Jr.)
 10831.... at Michigan State, 1987 (Sr.)
 *Hall of Fame Bowl; ^Fiesta Bowl

BUTCH WOOLFOLK (16)

Yds... Att.. Opponent, Year (Class)
 25339.... at Michigan State, 1981 (Sr.)
 19424.... vs. Minnesota, 1979 (So.)
 19019.... vs. Wisconsin, 1979 (So.)
 18627.... vs. UCLA*, 1981 (Sr.)
 18226.... vs. Washington, 1981^ (Jr.)
 17626.... at Indiana, 1981 (Sr.)
 15216.... vs. Indiana, 1980 (Jr.)
 14131.... at Ohio State, 1980 (Jr.)
 13923.... vs. Notre Dame, 1981 (Sr.)
 13629.... vs. Michigan State, 1980 (Jr.)
 13123.... vs. Minnesota, 1978 (Fr.)
 12730.... vs. Indiana, 1979 (So.)
 11914.... at Wisconsin, 1981 (Sr.)
 11725.... vs. Navy, 1981 (Sr.)
 10618.... vs. Northwestern, 1981 (Sr.)
 10522.... at Purdue, 1979 (So.)
 *Bluebonnet Bowl; ^Rose Bowl

ROB LYTLE (15)

Yds... Att.. Opponent, Year (Class)
 18010.... vs. Michigan State, 1976 (Sr.)
 17525.... at Indiana, 1976 (Sr.)
 17218.... at Northwestern, 1976 (Sr.)
 16529.... at Ohio State, 1976 (Sr.)

15820.... vs. Minnesota, 1974 (So.)
 15321.... at Purdue, 1976 (Sr.)
 14722.... vs. Indiana, 1975 (Jr.)
 12920.... vs. Minnesota, 1976 (Sr.)
 12120.... at Michigan State, 1975 (Jr.)
 11320.... vs. Stanford, 1975 (Jr.)
 11014.... vs. Wake Forest, 1976 (Sr.)
 1058..... vs. Northwestern, 1975 (Jr.)
 10418.... vs. Ohio State, 1975 (Jr.)
 10119.... vs. Stanford, 1976 (Sr.)
 10115.... vs. Navy, 1974 (So.)

GORDON BELL (13)

Yds... Att.. Opponent, Year (Class)
 21028.... at Wisconsin, 1975 (Sr.)
 17231.... at Minnesota, 1975 (Sr.)
 16623.... vs. Purdue, 1974 (Jr.)
 15923.... at Indiana, 1974 (Jr.)
 14219.... at Illinois, 1974 (Jr.)
 14135.... at Illinois, 1975 (Sr.)
 13417.... vs. Minnesota, 1974 (Jr.)
 12421.... vs. Ohio State, 1975 (Sr.)
 11924.... vs. Missouri, 1975 (Sr.)
 11714.... vs. Indiana, 1975 (Sr.)
 10825.... at Ohio State, 1974 (Jr.)
 10519.... at Michigan State, 1975 (Sr.)
 10014.... vs. Northwestern, 1975 (Sr.)

BILLY TAYLOR (13)

Yds... Att.. Opponent, Year (Class)
 22521.... at Iowa, 1969 (So.)
 18923.... vs. Iowa, 1970 (Jr.)
 17211.... vs. Indiana, 1971 (Sr.)
 16633.... at Minnesota, 1971 (Sr.)
 15513.... at Illinois, 1969 (So.)
 15131.... at Minnesota, 1969 (So.)
 15126.... vs. Minnesota, 1970 (Jr.)
 14929.... vs. Michigan State, 1970 (Jr.)
 14215.... vs. Wisconsin, 1969 (So.)
 11825.... vs. Ohio State, 1971 (Sr.)
 11715.... at Michigan State, 1971 (Sr.)
 10528.... at Northwestern, 1971 (Sr.)
 10322.... vs. Illinois, 1971 (Sr.)

TIM BIAKABUTUKA (13)

Yds... Att.. Opponent, Year (Class)
 31337.... vs. Ohio State, 1995 (Jr.)
 20534.... vs. Northwestern, 1995 (Jr.)
 19619.... vs. Minnesota, 1995 (Jr.)
 19437.... at Michigan State, 1995 (Jr.)
 14325.... vs. Memphis, 1995 (Jr.)
 14115.... vs. Michigan State, 1994 (So.)
 13926.... at Penn State, 1995 (Jr.)
 14024.... vs. Purdue, 1993 (Fr.)
 12812.... vs. Boston College, 1994 (So.)
 11732.... at Boston College, 1995 (Jr.)
 11116.... at Indiana, 1995 (Jr.)
 10025.... at Notre Dame, 1994 (So.)

CHRIS PERRY (12)

Yds... Att.. Opponent, Year (Class)
 23222.... vs. C. Michigan, 2003 (Sr.)
 21951.... at Michigan State, 2003 (Sr.)
 18427.... vs. Houston, 2003 (Sr.)
 17527.... vs. Wisconsin, 2002 (Jr.)
 15431.... vs. Ohio State, 2003 (Sr.)
 14024.... vs. Illinois, 2003 (Sr.)
 13331.... vs. Notre Dame, 2003 (Sr.)
 12225.... at Northwestern, 2003 (Sr.)
 12023.... vs. Washington, 2002 (Jr.)
 11817.... vs. Western Mich., 2002 (Jr.)
 11221.... vs. Indiana, 2003 (Sr.)
 10310.... vs. Bowling Green, 2000 (Fr.)

TONY BOLES (10)

Yds... Att.. Opponent, Year (Class)
 21333.... vs. Wake Forest, 1988 (So.)
 18432.... vs. Minnesota, 1988 (So.)
 17910.... at Wisconsin, 1988 (So.)

15814.... vs. Indiana, 1989 (Jr.)
 15327.... at Northwestern, 1988 (So.)
 14822.... at Iowa, 1988 (So.)
 12933.... vs. Miami (Fla.), 1988 (So.)
 1159..... at Illinois, 1989 (Jr.)
 10319.... at Ohio State, 1988 (So.)
 10022.... at Michigan State, 1989 (Jr.)

RON JOHNSON (10)

Yds... Att.. Opponent, Year (Class)
 34731.... vs. Wisconsin, 1968 (Sr.)
 27026.... vs. Navy 1967 (Jr.)
 20531.... at Duke, 1968 (Sr.)
 16742.... vs. Northwestern, 1967 (Jr.)
 16334.... at Indiana, 1968 (Sr.)
 15219.... vs. Michigan State, 1968 (Sr.)
 13424.... at Northwestern, 1968 (Sr.)
 12122.... vs. Navy, 1968 (Sr.)
 10817.... at Minnesota, 1967 (Jr.)
 10724.... vs. Michigan State, 1967 (Jr.)

RICKY POWERS (10)

Yds... Att.. Opponent, Year (Class)
 17627.... at Boston College, 1991 (So.)
 16438.... vs. Notre Dame, 1991 (So.)
 15126.... at Illinois, 1991 (So.)
 14821.... at Michigan State, 1991 (So.)
 12827.... at Ohio State, 1990 (Fr.)
 12724.... vs. Minnesota, 1990 (Fr.)
 11823.... vs. Purdue, 1991 (So.)
 11323.... vs. Illinois, 1990 (Fr.)
 11214.... vs. Mississippi*, 1991 (Fr.)
 10612.... at Wisconsin, 1990 (Fr.)
 *Gator Bowl

LAWRENCE RICKS (10)

Yds... Att.. Opponent, Year (Class)
 19631.... vs. Purdue, 1982 (Sr.)
 18429.... vs. California, 1980 (So.)
 17731.... at Illinois, 1982 (Sr.)
 15324.... vs. Wisconsin, 1982 (Sr.)
 13518.... vs. Minnesota, 1982 (Sr.)
 12613.... vs. Northwestern, 1981 (Jr.)
 12422.... vs. Indiana, 1982 (Sr.)
 12323.... at Indiana, 1980 (So.)
 12018.... at Iowa, 1982 (Sr.)
 11027.... at Ohio State, 1982 (Sr.)

TOM HARMON (9)

Yds... Att.. Opponent, Year (Class)
 20619.... vs. Yale, 1939 (Jr.)
 20229.... at Pennsylvania, 1939 (Jr.)
 14228.... vs. Pennsylvania, 1940 (Sr.)
 13925.... at Ohio State, 1940 (Sr.)
 13116.... at California, 1940 (Sr.)
 1277..... at Chicago, 1939 (Jr.)
 12028.... vs. Michigan State, 1940 (Sr.)
 11218.... vs. Iowa, 1939 (Jr.)
 10921.... at Harvard, 1940 (Sr.)

CHRIS HOWARD (9)

Yds... Att.. Opponent, Year (Class)
 12712.... at Minnesota, 1996 (Jr.)
 12022.... at Penn State, 1997 (Sr.)
 12028.... vs. Penn State, 1996 (Jr.)
 11219.... vs. Baylor, 1997 (Sr.)
 11021.... at Michigan State, 1997 (Sr.)
 10916.... vs. UCLA, 1996 (Jr.)
 10525.... at Ohio State, 1996 (Jr.)
 10024.... vs. Michigan State, 1996 (Jr.)
 10026.... at Wisconsin, 1997 (Sr.)

HARLAN HUCKLEBY (9)

Yds... Att.. Opponent, Year (Class)
 15718.... vs. Northwestern, 1975 (Fr.)
 15716.... vs. Stanford, 1976 (So.)
 14724.... vs. Navy, 1977 (Jr.)
 14631.... at Michigan State, 1977 (Jr.)

13823.... at Northwestern, 1978 (Sr.)
 13119.... vs. Wisconsin, 1976 (So.)
 12824.... at Illinois, 1977 (Jr.)
 12623.... vs. Michigan State, 1976 (So.)
 10418.... vs. Arizona, 1978 (Sr.)

DENARD ROBINSON (9)

Yds... Att.. Opponent, Year (Class)
 25828.... at Notre Dame, 2010 (So.)
 21719.... at Indiana, 2010 (So.)
 19729.... Connecticut, 2010 (So.)
 19127.... at Penn State, 2010 (So.)
 1295..... Bowling Green, 2010 (So.)
 12122.... Wisconsin, 2010 (So.)
 10518.... Iowa, 2010 (So.)
 10518.... at Ohio State, 2010 (So.)
 10417.... Massachusetts, 2010 (So.)

Ed Shuttlesworth (7)

Yds... Att.. Opponent, Year (Class)
 15120.... vs. Tulane, 1972 (Jr.)
 12528.... at Purdue, 1971 (So.)
 11627.... vs. Ohio State, 1973 (Sr.)
 11524.... at UCLA, 1972 (Jr.)
 11216.... vs. Iowa, 1971 (So.)
 11116.... vs. Virginia, 1971 (So.)
 10728.... vs. Michigan State, 1972 (Jr.)

LEROY HOARD (6)

Yds... Att.. Opponent, Year (Class)
 15823.... at Ohio State, 1988 (So.)
 15221.... vs. Ohio State, 1989 (Jr.)
 14219.... vs. USC, 1989* (So.)
 13729.... vs. Illinois, 1988 (So.)
 1287..... vs. Indiana, 1988 (So.)
 10817.... vs. USC, 1990^ (Jr.)
 *Rose Bowl; ^Rose Bowl

BRANDON MINOR (6)

Yds... Att.. Opponent, Year (Class)
 15721.... Minnesota, 2007 (So.)
 15523.... at Purdue, 2008 (Jr.)
 15419.... vs. Purdue, 2009 (Sr.)
 11723.... at Penn State, 2008 (Jr.)
 10812.... Ball State, 2006 (Fr.)
 10616.... Notre Dame, 2009 (Sr.)

STAN EDWARDS (5)

Yds... Att.. Opponent, Year (Class)
 16429.... vs. Purdue, 1980 (Jr.)
 15218.... vs. Illinois, 1980 (Jr.)
 13924.... at Michigan State, 1979 (So.)
 12624.... vs. California, 1980 (Jr.)
 10617.... vs. Kansas, 1979 (So.)

JON VAUGHN (5)

Yds... Att.. Opponent, Year (Class)
 28832.... vs. UCLA, 1990 (So.)
 20121.... at Notre Dame, 1990 (So.)
 16226.... vs. Michigan State, 1990 (So.)
 13125.... at Purdue, 1990 (So.)
 12815.... vs. Mississippi, 1991* (So.)
 *Gator Bowl

B.J. ASKEW (4)

Yds... Att.. Opponent, Year (Class)
 14932.... vs. Michigan State, 2002 (Sr.)
 12611.... at Minnesota, 2002 (Sr.)
 12227.... at Penn State, 2001 (Jr.)
 11215.... vs. W. Michigan, 2001 (Jr.)

CARLOS BROWN (4)

Yds... Att.. Opponent, Year (Class)
 18713.... Eastern Michigan, 2009 (Sr.)
 13213.... Minnesota, 2007 (So.)
 11523.... Northwestern, 2008 (Jr.)
 11325.... at Illinois, 2007 (So.)

100-YARD RUSHING LEADERS

RUSSELL DAVIS (4)

Yds... Att.. Opponent, Year (Class)
 167....21.... at Purdue, 1977 (Jr.)
 134....25.... vs. Purdue, 1978 (Sr.)
 116....7..... vs. Stanford, 1976 (So.)
 110....19.... vs. Texas A&M, 1977 (Jr.)

CHUCK HEATER (4)

Yds... Att.. Opponent, Year (Class)
 141....28.... at Illinois, 1972 (So.)
 133....17.... at Iowa, 1973 (Jr.)
 128....10.... vs. Indiana, 1973 (Jr.)
 101....20.... at Wisconsin, 1974 (Sr.)

JESSE JOHNSON (4)

Yds... Att.. Opponent, Year (Class)
 168....22.... at Iowa, 1991 (So.)
 121....23.... vs. Illinois, 1992 (Jr.)
 118....20.... at Purdue, 1992 (Jr.)
 104....21.... at Illinois, 1991 (So.)

BOB NUSSBAUMER (4)

Yds... Att.. Opponent, Year (Class)
 165....15.... vs. Purdue, 1944 (Jr.)
 147....14.... vs. Northwestern, 1944 (Jr.)
 117....17.... at Marquette, 1944 (Jr.)
 113....12.... vs. Wisconsin, 1943 (So.)

RICK ROGERS (4)

Yds... Att.. Opponent, Year (Class)
 139....27.... vs. Northwestern, 1984 (Sr.)
 124....19.... vs. Washington St. 1983 (Jr.)
 124....20.... vs. Northwestern, 1983 (Jr.)
 125....26.... vs. Iowa, 1983 (Jr.)

STEVE SMITH (4)

Yds... Att.. Opponent, Year (Class)
 147....4..... at Minnesota, 1983 (Sr.)
 130....14.... vs. Indiana, 1983 (Sr.)
 126....12.... vs. Purdue, 1983 (Sr.)
 116....15.... vs. Illinois, 1981 (So.)

CARL WARD (4)

Yds... Att.. Opponent, Year (Class)
 139....19.... at Illinois, 1965 (Jr.)
 131....20.... vs. Illinois, 1966 (Sr.)
 108....14.... vs. Minnesota, 1964 (So.)
 104....14.... vs. Ohio State, 1965 (Jr.)

BOB WIESE (4)

Yds... Att.. Opponent, Year (Class)
 138....30.... vs. Ohio State, 1943 (So.)
 119....21.... vs. Northwestern, 1944 (Jr.)
 114....NA.... at Notre Dame, 1942 (So.)
 100....18.... vs. Indiana, 1943 (So.)

BILL DALEY (3)

Yds... Att.. Opponent, Year (Class)
 216....26.... at Northwestern, 1943 (Jr.)
 197....22.... at Illinois, 1943 (Jr.)
 135....24.... vs. Notre Dame, 1943 (Jr.)

TOM KUZMA (3)

Yds... Att.. Opponent, Year (Class)
 162....30.... vs. Ohio State, 1941 (So.)
 150....14.... at Columbia, 1941 (So.)
 121....21.... at Illinois, 1941 (So.)

JIM PACE (3)

Yds... Att.. Opponent, Year (Class)
 164....22.... vs. Ohio State, 1957 (Sr.)

128....15.... vs. Indiana, 1957 (Sr.)
 120....15.... vs. Illinois, 1956 (Jr.)

BOB PERRYMAN (3)

Yds... Att.. Opponent, Year (Class)
 110....13.... vs. BYU, 1984* (So.)
 107....14.... at Hawaii, 1986 (Sr.)
 101....11.... at Indiana, 1986 (Sr.)
 *Holiday Bowl

DAVE RAIMEY (3)

Yds... Att.. Opponent, Year (Class)
 116....15.... vs. Duke, 1961 (Jr.)
 114....12.... vs. Duke, 1960 (So.)
 102....22.... vs. Iowa, 1961 (Jr.)

CLARENCE WILLIAMS (3)

Yds... Att.. Opponent, Year (Class)
 133....25.... vs. Boston College, 1996 (So.)
 121....22.... vs. Wisconsin, 1998 (Sr.)
 114....13.... vs. Notre Dame, 1998 (Sr.)

MEL ANTHONY (2)

Yds... Att.. Opponent, Year (Class)
 123....13.... vs. Oregon State, 1965* (Sr.)
 121....20.... at Iowa, 1964 (Sr.)
 *Rose Bowl

WES BRADFORD (2)

Yds... Att.. Opponent, Year (Class)
 177....13.... vs. Minnesota, 1951 (Jr.)
 105....15.... vs. Indiana, 1950 (So.)

TONY BRANOFF (2)

Yds... Att.. Opponent, Year (Class)
 113....17.... vs. Ohio State, 1953 (So.)
 103....17.... at Illinois, 1955 (Sr.)

GIL CHAPMAN (2)

Yds... Att.. Opponent, Year (Class)
 117....20.... at Michigan State, 1973 (Jr.)
 103....16.... vs. Illinois, 1973 (Jr.)

BOB CHAPPUIS (2)

Yds... Att.. Opponent, Year (Class)
 123....20.... vs. Iowa, 1946 (So.)
 118....19.... vs. Wisconsin, 1946 (So.)

GLENN DOUGHTY (2)

Yds... Att.. Opponent, Year (Class)
 192....29.... vs. Washington, 1969 (So.)
 138....15.... vs. Vanderbilt, 1969 (So.)

DON DUFEK (2)

Yds... Att.. Opponent, Year (Class)
 113....23.... vs. California, 1951* (Sr.)
 110....15.... vs. Northwestern, 1950 (Sr.)
 *Rose Bowl

DAVE FISHER (2)

Yds... Att.. Opponent, Year (Class)
 120....20.... vs. Purdue, 1966 (Sr.)
 106....20.... vs. Wisconsin, 1965 (Jr.)

SAM MCGUFFIE (2)

Yds... Att.. Opponent, Year (Class)
 131....25.... at Notre Dame, 2008 (Fr.)
 105....25.... vs. Toledo, 2008 (Fr.)

DON MOORHEAD (2)

Yds... Att.. Opponent, Year (Class)
 128....18.... vs. Washington, 1969 (Jr.)
 103....11.... vs. Vanderbilt, 1969 (Jr.)

BOB PTACEK (2)

Yds... Att.. Opponent, Year (Class)
 117....27.... vs. Illinois, 1958 (Sr.)
 104....9..... vs. Indiana, 1956 (So.)

KERRY SMITH (2)

Yds... Att.. Opponent, Year (Class)
 113....11.... vs. Minnesota, 1982 (Jr.)
 107....22.... at Wisconsin, 1983 (Sr.)

BOB TIMBERLAKE (2)

Yds... Att.. Opponent, Year (Class)
 137....24.... vs. Iowa, 1963 (Jr.)
 113....18.... vs. Purdue, 1964 (Sr.)

JACK WEISENBERGER (2)

Yds... Att.. Opponent, Year (Class)
 118....NA.... at Northwestern, 1947 (Sr.)
 100....NA.... vs. Ohio State, 1947 (Sr.)

DENNIS BROWN (1)

Yds... Att.. Opponent, Year (Class)
 127....30.... vs. Indiana, 1967 (Jr.)

RALPH CHUBB (1)

Yds... Att.. Opponent, Year (Class)
 134....21.... at Pennsylvania, 1944 (Fr.)

WALTER CROSS (1)

Yds... Att.. Opponent, Year (Class)
 104....10.... vs. Syracuse, 1998 (Fr.)

ED DAVIS (1)

Yds... Att.. Opponent, Year (Class)
 105....11.... vs. Houston, 1992 (Fr.)

GENE DERRICOTTE (1)

Yds... Att.. Opponent, Year (Class)
 101....17.... vs. Purdue, 1944 (Fr.)

JIM DETWILER (1)

Yds... Att.. Opponent, Year (Class)
 140....20.... at Ohio State, 1966 (Sr.)

JUSTIN FARGAS (1)

Yds... Att.. Opponent, Year (Class)
 120....31.... at Northwestern, 1998 (Fr.)

PRESTON HENRY (1)

Yds... Att.. Opponent, Year (Class)
 113....13.... at Washington, 1970 (Jr.)

JOHN HERRNSTEIN (1)

Yds... Att.. Opponent, Year (Class)
 144....26.... vs. USC, 1958 (Sr.)

ELROY HIRSCH (1)

Yds... Att.. Opponent, Year (Class)
 109....14.... vs. Minnesota, 1943 (Jr.)

JEROME JACKSON (1)

Yds... Att.. Opponent, Year (Class)
 105....24.... at Northwestern, 2005 (Jr.)

ALAN JEFFERSON (1)

Yds... Att.. Opponent, Year (Class)
 118....9..... vs. Washington St., 1987 (So.)

TED KRESS (1)

Yds... Att.. Opponent, Year (Class)
 218....20.... at Northwestern, 1952 (Jr.)

RICK LEACH (1)

Yds... Att.. Opponent, Year (Class)
 114....10.... vs. Minnesota, 1976 (So.)

MAX MARTIN (1)

Yds... Att.. Opponent, Year (Class)
 117....26.... vs. Eastern Michigan, 2005 (So.)

BENNIE MCRAE (1)

Yds... Att.. Opponent, Year (Class)
 118....10.... at Illinois, 1961 (Sr.)

CHUCK ORTMANN (1)

Yds... Att.. Opponent, Year (Class)
 115....16.... vs. Minnesota, 1949 (Jr.)

DONALD PETERSON (1)

Yds... Att.. Opponent, Year (Class)
 104....27.... at Illinois, 1951 (Sr.)

MICHAEL SHAW (1)

Yds... Att.. Opponent, Year (Class)
 126....12.... Massachusetts, 2010 (Jr.)

ROOSEVELT SMITH (1)

Yds... Att.. Opponent, Year (Class)
 157....25.... vs. Wisconsin, 1977 (So.)

VINCENT SMITH (1)

Yds... Att.. Opponent, Year (Class)
 166....17.... vs. Delaware State, 2009 (Fr.)

MICHAEL TAYLOR (1)

Yds... Att.. Opponent, Year (Class)
 144....14.... vs. Northwestern, 1987 (So.)

DAVID UNDERWOOD (1)

Yds... Att.. Opponent, Year (Class)
 108....11.... vs. Houston, 2003 (Jr.)

BOB WESTFALL (1)

Yds... Att.. Opponent, Year (Class)
 126....26.... at Illinois, 1941 (Sr.)

GERALD WHITE (1)

Yds... Att.. Opponent, Year (Class)
 110....29.... vs. Ohio State, 1985 (Jr.)


THOMAS WILCHER (1)

Yds... Att.. Opponent, Year (Class)
 106....16.... at South Carolina, 1985 (Jr.)


TRACY WILLIAMS (1)

Yds... Att.. Opponent, Year (Class)
 132....13.... at Wisconsin, 1988 (So.)

PASSING RECORDS



JOHN NAVARRE



TOM BRADY



CHAD HENNE

Highest Completion %

Game (Min. 10 attempts)

1. **Tate Forcier** **100.0 (12)**
Bowling Green, Sept. 25, 2010
2. Jim Harbaugh..... 92.3 (13)
Purdue, Nov. 9, 1985
3. Elvis Grbac..... 90.9 (22)
Notre Dame, Sept. 14, 1991
4. Bob Chandler..... 90.0 (10)
Navy, Oct. 5, 1963
Tom Brady..... 90.0 (10)
at Hawaii, Nov. 28, 1998

Game (Min. 20 attempts)

1. Elvis Grbac..... 90.9 (22)
Notre Dame, Sept. 14, 1991
2. **Denard Robinson**..... **86.3 (22)**
Connecticut, Sept. 4, 2010
3. Todd Collins..... 85.7 (21)
Purdue, Nov. 6, 1993
4. Elvis Grbac..... 81.0 (21)
Notre Dame, Sept. 16, 1989
Chad Henne..... 81.0 (21)
at Indiana, Oct. 2, 2004
6. Jim Harbaugh..... 80.0 (20)
Maryland, Sept. 28, 1985
Elvis Grbac..... 80.0 (20)
at Illinois, Nov. 16, 1991

Season (Min. 100 attempts)

1. Todd Collins 65.3 1992
2. Jim Harbaugh 65.0 1986
Elvis Grbac 65.0 1991
4. Elvis Grbac 64.8 1992
5. Todd Collins 64.6 1994
6. Jim Harbaugh 63.9 1985
Todd Collins 63.9 1993
8. Elvis Grbac 62.9 1989
Brian Griese 62.9 1997
10. Tom Brady 62.8 1999

Career (Min. 200 attempts)

1. Todd Collins 64.3 1991-94
2. Elvis Grbac 62.5 1989-92
3. Jim Harbaugh 62.4 1983-86
4. Tom Brady 62.3 1996-99
5. Chad Henne 59.7 2004-07
6. Michael Taylor 59.3 1986-89
7. Brian Griese 58.6 1994-97
8. Drew Henson 57.2 1998-00
9. John Wangler 56.9 1976-80
10. John Navarre 56.0 2000-03

Highest Efficiency Rating

Season (Min. 100 attempts)

1. Bob Chappuis 173.3 1947
2. John Wangler 162.0 1979
3. Elvis Grbac 161.7 1991
4. Michael Taylor 161.2 1989
5. Drew Henson 159.4 2000
6. Jim Harbaugh 157.9 1985
7. Jim Harbaugh 151.7 1986
8. Rick Leach 151.0 1976
9. Elvis Grbac 150.2 1992
10. **Denard Robinson** **149.6 2010**
11. Todd Collins 149.3 1993

Career (Min. 200 attempts)

1. Elvis Grbac 148.1 1989-92
2. Jim Harbaugh 145.6 1983-86
3. Todd Collins 145.0 1991-94
4. John Wangler 143.6 1976-80
5. Michael Taylor 141.6 1986-89
6. Bob Chappuis 140.4 1942-47
7. Tom Brady 136.4 1996-99
8. Drew Henson 135.7 1998-00
9. Chad Henne 135.6 2004-07
10. Brian Griese 131.4 1994-97


Most Attempted

Game	Season	Career
1. Tom Brady..... 56	1. John Navarre 456 2003	1. Chad Henne 1,387 2004-07
at Ohio State, Nov. 21, 1998	2. John Navarre 448 2002	2. John Navarre 1,366 2000-03
2. John Navarre 55	3. Chad Henne 399 2004	3. Elvis Grbac 835 1989-92
at Oregon, Sept. 20, 2003	4. John Navarre 385 2001	4. Todd Collins 711 1991-94
3. Chad Henne..... 54	5. Chad Henne 382 2005	Tom Brady 711 1996-99
at Ohio State, Nov. 20, 2004	6. Tom Brady 350 1998	6. Steve Smith 648 1980-83
4. Scott Dreisbach 52	7. Tom Brady 341 1999	7. Jim Harbaugh 620 1983-86
Virginia, Aug. 26, 1995	8. Chad Henne 328 2006	8. Brian Griese 606 1994-97
5. John Navarre 49	9. Brian Griese 307 1997	9. Rick Leach 537 1975-78
at Iowa, Oct. 4, 2003	10. Todd Collins 296 1993	10. Don Moorhead 425 1968-70
Chad Henne..... 49	11. Denard Robinson 291 2010	11. Dennis Brown 388 1966-68
Minnesota, Oct. 9, 2004	13. Tate Forcier 281 2009	12. Scott Dreisbach 380 1995-98
7. Dick Vidmer..... 47	14. Chad Henne 278 2007	13. Drew Henson 374 1998-00
at Michigan State, Oct. 8, 1966	15. Jim Harbaugh 277 1986	14. Dick Vidmer 367 1965-67
John Navarre 47	16. Scott Dreisbach 269 1996	15. Tate Forcier 365 2009-10
vs. Ohio State, Nov. 24, 2001	17. Elvis Grbac 266 1990	16. John Wangler 346 1976-80
John Navarre 47	18. Elvis Grbac 254 1991	17. Chuck Ortmann 333 1948-50
at Minnesota, Oct. 10, 2003	19. Brian Griese 238 1995	18. Denard Robinson 322 2009-10
10. Brian Griese..... 46	20. Drew Henson 237 2000	
at Penn State, Nov. 18, 1995		
Tom Brady..... 46		
vs. Alabama, Nov. 1, 2000		
John Navarre 46		
at Ohio State, Nov. 23, 2002		
John Navarre 46		
vs. Southern Calif., Jan. 1, 2004		


Most Completed

Game	Season	Career
1. Tom Brady..... 34	1. John Navarre 270 2003	1. Chad Henne 828 2004-07
vs. Alabama, Jan. 1, 2000	2. John Navarre 248 2002	2. John Navarre 765 2000-03
2. John Navarre 33	3. Chad Henne 240 2004	3. Elvis Grbac 522 1989-92
at Minnesota, Oct. 10, 2003	4. Chad Henne 223 2005	4. Todd Collins 457 1991-94
Chad Henne..... 33	5. Tom Brady 214 1998	5. Tom Brady 443 1996-99
Minnesota, Oct. 9, 2004	Tom Brady 214 1999	6. Jim Harbaugh 387 1983-86
3. Tom Brady..... 31	7. John Navarre 207 2001	7. Brian Griese 355 1994-97
at Ohio State, Nov. 21, 1998	8. Chad Henne 203 2006	8. Steve Smith 324 1980-83
4. Tom Brady..... 30	9. Brian Griese 193 1997	9. Rick Leach 250 1975-78
at Michigan State, Oct. 9, 1999	10. Todd Collins 189 1993	10. Tate Forcier 219 2009-10
5. Todd Collins 29	11. Todd Collins 186 1994	10. Drew Henson 214 1998-00
Oklahoma State, Sept. 19, 1992	12. Denard Robinson 182 2010	11. Scott Dreisbach 208 1995-98
6. John Navarre 28	13. Jim Harbaugh 180 1986	12. John Wangler 197 1976-80
at Oregon, Sept. 20, 2003	14. Elvis Grbac 165 1991	13. Don Moorhead 196 1968-70
7. Scott Dreisbach 27	Tate Forcier 165 2009	Denard Robinson 196 2009-10
Virginia, Aug. 26, 1995	16. Chad Henne 162 2007	15. Dennis Brown 194 1966-68
John Navarre 27	17. Elvis Grbac 155 1990	16. Dick Vidmer 181 1965-67
Penn State, Oct. 12, 2002	18. Scott Dreisbach 149 1996	
John Navarre 27	19. Drew Henson 146 2000	
vs. Southern Cal., Jan. 1, 2004	20. Jim Harbaugh 145 1985	
Chad Henne..... 27		
at Ohio State, Nov. 20, 2004		
Denard Robinson 27		
vs. Mississippi St., Jan. 1, 2011		

PASSING RECORDS




ELVIS GRBAC



TODD COLLINS



BRIAN GRIESE



DENARD ROBINSON

Most Yards Gained

Game		Season		Career	
1. John Navarre	389	1. John Navarre	3,331	1. Chad Henne	9,715
at Iowa, Oct. 4, 2003		2. John Navarre	2,905	2. John Navarre	9,254
2. Tom Brady	375	3. Chad Henne	2,743	3. Elvis Grbac	6,460
at Ohio State, Nov. 21, 1998		4. Jim Harbaugh	2,729	4. Todd Collins	5,858
3. Scott Dreisbach	372	5. Tom Brady	2,636	5. Jim Harbaugh	5,449
Virginia, Aug. 26, 1995		6. Tom Brady	2,586	6. Tom Brady	5,351
4. Tom Brady	369	7. Denard Robinson	2,570	7. Steve Smith	4,860
vs. Alabama, Jan. 1, 2000		8. Chad Henne	2,526	8. Brian Griese	4,383
5. John Navarre	360	9. Todd Collins	2,518	9. Rick Leach	4,284
at Oregon, Sept. 20, 2003		10. Todd Collins	2,509	10. John Wangler	2,994
6. John Navarre	353	11. Chad Henne	2,508	11. Drew Henson	2,946
at Minnesota, Oct. 10, 2003		12. John Navarre	2,435	12. Scott Dreisbach	2,920
7. Todd Collins	352	13. Brian Griese	2,293	13. Denard Robinson	2,758
Minnesota, Nov. 12, 1994		14. Drew Henson	2,146	14. Tate Forcier	2,647
		15. Elvis Grbac	2,085	15. Don Moorhead	2,550
		16. Tate Forcier	2,050	16. Dennis Brown	2,534
		17. Scott Dreisbach	2,025	17. Dick Vidmer	2,400
		18. Jim Harbaugh	1,976	18. Dennis Franklin	2,285

250-Yard Passing Games

Name	Att.	Comp.	Yards	Opponent	Date	Name	Att.	Comp.	Yards	Opponent	Date
John Navarre	49	26	389	at Iowa	Oct. 4, 2003	Denard Robinson	16	10	277	at Indiana	Oct. 2, 2010
Tom Brady	56	31	375	at Ohio State	Nov. 21, 1998	Todd Collins	29	19	274	Washington State	Sept. 4, 1993
Chad Henne	39	25	373	vs. Florida (Capital One)	Jan. 1, 2008	Chad Henne	35	24	273	Michigan State	Oct. 30, 2004
Scott Dreisbach	52	27	372	Virginia	Aug. 26, 1995	Brian Griese	19	14	271	Minnesota	Oct. 28, 1995
Tom Brady	46	34	369	vs. Alabama (Orange)	Jan. 1, 2000	John Navarre	35	17	271	at Purdue	Oct. 19, 2002
John Navarre	55	28	360	at Oregon	Sept. 20, 2003	John Navarre	46	27	271	vs. USC (Rose)	Jan. 1, 2004
John Navarre	47	33	353	at Minnesota	Oct. 10, 2003	Chad Henne	43	21	270	vs. Nebraska (Alamo)	Dec. 28, 2005
Todd Collins	27	15	352	Minnesota	Nov. 12, 1994	John Navarre	38	22	268	Washington	Aug. 31, 2002
Chad Henne	49	33	328	Minnesota	Oct. 9, 2004	Todd Collins	34	20	267	Houston	Sept. 25, 1993
Chad Henne	54	27	328	at Ohio State	Nov. 20, 2004	Tom Brady	36	23	267	at Notre Dame	Sept. 5, 1998
Brian Griese	46	24	323	Penn State	Nov. 18, 1995	Chad Henne	35	21	267	at Ohio State	Nov. 18, 2006
John Navarre	36	21	319	vs. Florida (Outback)	Jan. 1, 2003	John Navarre	19	15	265	Bowling Green	Sept. 2, 2000
Chad Henne	21	17	316	at Indiana	Oct. 2, 2004	John Navarre	37	22	264	at Illinois	Sept. 28, 2002
Drew Henson	35	23	312	at Northwestern	Nov. 4, 2000	Chad Henne	28	21	264	Purdue	Oct. 13, 2007
Jim Harbaugh	24	15	310	Wisconsin	Oct. 4, 1986	Jim Harbaugh	29	19	261	Ohio State	Nov. 22, 1986
Chad Henne	26	41	309	vs. USC (Rose)	Jan. 1, 2007	Chris Zurbrugg	30	21	259	Purdue	Nov. 3, 1984
Tom Brady	38	23	307	Illinois	Oct. 23, 1999	Tom Brady	36	17	259	at Penn State	Nov. 13, 1999
Denard Robinson	20	10	305	Illinois	Nov. 6, 2010	Dick Vidmer	18	12	258	Oregon State	Sept. 17, 1966
Drew Henson	25	14	303	at Ohio State	Nov. 18, 2000	Todd Collins	24	17	258	Boston College	Sept. 3, 1994
Jim Harbaugh	24	10	300	Indiana	Oct. 25, 1986	Todd Collins	24	17	258	Colorado	Sept. 24, 1994
Elvis Grbac	25	16	296	vs. Mississippi (Gator)	Jan. 1, 1991	Brian Griese	28	21	258	Colorado	Sept. 13, 1997
Drew Henson	20	15	294	vs. Auburn (Citrus)	Jan. 1, 2001	Chad Henne	34	16	258	at Wisconsin	Sept. 24, 2005
Scott Dreisbach	28	19	292	Boston College	Sept. 21, 1996	Drew Henson	27	15	257	Wisconsin	Sept. 30, 2000
John Navarre	31	22	288	at Northwestern	Nov. 15, 2003	Tate Forcier	23	13	257	at Illinois	Oct. 31, 2009
Brian Griese	37	21	287	vs. Alabama (Outback)	Jan. 1, 1997	Drew Henson	35	26	256	at Purdue	Oct. 7, 2000
Todd Collins	23	14	286	Illinois	Oct. 23, 1993	Chad Henne	35	26	256	at Michigan State	Oct. 1, 2005
Todd Collins	42	29	285	Oklahoma State	Sept. 19, 1992	Brian Griese	26	19	254	Wisconsin	Nov. 15, 1997
Tom Brady	41	30	285	at Michigan State	Oct. 9, 1999	Denard Robinson	41	27	254	Mississippi State (Gator)	Jan. 1, 2011
Chad Henne	24	17	284	at Minnesota	Sept. 30, 2006	Todd Collins	37	22	251	Notre Dame	Sept. 11, 1993
Jim Harbaugh	23	17	283	Indiana	Oct. 26, 1985	Brian Griese	30	18	251	Washington State (Rose)	Jan. 1, 1998
Tom Brady	27	19	282	at Minnesota	Oct. 31, 1998	Tom Brady	25	15	250	Purdue	Oct. 2, 1999
Elvis Grbac	29	21	278	Illinois	Nov. 14, 1992	Steven Threat	35	18	250	Illinois	Oct. 4, 2008
John Navarre	32	21	278	Ohio State	Nov. 22, 2003						

Most Touchdown Passes

Game	
1. Steve Smith.....	4
Purdue, Nov. 5, 1983	
Chris Zurbrugg.....	4
at Purdue, Nov. 3, 1984	
Michael Taylor.....	4
at Minnesota, Nov. 18, 1989	
Elvis Grbac.....	4
vs. Mississippi, Jan. 1, 1991	
Elvis Grbac.....	4
Florida State, Aug. 28, 1991	
Todd Collins.....	4
Houston, Sept. 26, 1992	
Elvis Grbac.....	4
Minnesota, Oct. 24, 1992	
Brian Griese.....	4
Minnesota, Oct. 28, 1995	
Scott Dreisbach.....	4
Michigan State, Nov. 2, 1996	
Tom Brady.....	4
vs. Alabama, Jan. 1, 2000	
John Navarre.....	4
Bowling Green, Sept. 2, 2000	
Drew Henson.....	4
at Northwestern, Nov. 4, 2000	
John Navarre.....	4
Western Michigan, Sept. 14, 2002	
John Navarre.....	4
at Illinois, Sept. 28, 2002	
Chad Henne.....	4
Michigan State, Oct. 30, 2004	
Chad Henne.....	4
vs. Texas (Rose Bowl), Jan. 1, 2005	
Chad Henne.....	4
at Michigan State, Nov. 3, 2007	
Season	
1. Elvis Grbac.....	25.....1991
Chad Henne.....	25.....2004
3. John Navarre.....	24.....2003
4. Chad Henne.....	23.....2005
5. Chad Henne.....	22.....2006
6. Elvis Grbac.....	21.....1990
John Navarre.....	21.....2002
8. Tom Brady.....	20.....1999
9. John Navarre.....	19.....2001
10. Jim Harbaugh.....	18.....1985
Drew Henson.....	18.....2000
Denard Robinson ...18.....2010	
13. Rick Leach.....	17.....1978
Elvis Grbac.....	17.....1992
Todd Collins.....	17.....1993
Brian Griese.....	17.....1997
Chad Henne.....	17.....2007
Career	
1. Chad Henne.....	87..2004-07
2. John Navarre.....	72..2000-03
3. Elvis Grbac.....	71..1989-92
4. Rick Leach.....	48..1975-78
5. Steve Smith.....	42..1980-83
6. Todd Collins.....	37..1991-94
7. Tom Brady.....	35..1996-99
8. Brian Griese.....	33..1994-97
9. Jim Harbaugh.....	31..1983-86
10. John Wangler.....	25..1976-80

Highest Touchdown Percentage

Season	
1. Rick Leach.....	12.38.....1976
2. Bob Chappuis.....	11.82.....1947
3. Rick Leach.....	10.76.....1978
4. Elvis Grbac.....	9.84.....1991
5. Michael Taylor.....	9.09.....1989
6. Rick Leach.....	8.62.....1977
7. Elvis Grbac.....	8.54.....1992
8. Jim Harbaugh.....	7.93.....1985
9. Elvis Grbac.....	7.89.....1990
10. Dennis Franklin.....	7.69.....1974
Career	
1. Rick Leach.....	8.9...1975-78
2. Bob Chappuis.....	8.6...1942-47
3. Elvis Grbac.....	8.5...1989-92
4. Tom Harmon.....	7.3...1938-40
5. John Wangler.....	7.2...1976-80
6. Demetrius Brown.....	6.7...1986-88
7. Steve Smith.....	6.5...1980-83
8. Drew Henson.....	6.4...1998-00
9. Chad Henne.....	6.3...2004-07
10. Michael Taylor.....	6.2...1986-89
11. Dennis Franklin.....	6.1...1972-74

Most Interceptions

Game	
1. Demetrius Brown.....	7
at Michigan State, Oct. 10, 1987	
2. Stan Noskin.....	5
Wisconsin, Oct. 31, 1959	
Season	
1. Demetrius Brown.....	16.....1987
2. Stan Noskin.....	15.....1959
3. Steve Smith.....	13.....1982
John Navarre.....	13.....2001
5. Rick Leach.....	12.....1975
Elvis Grbac.....	12.....1992
Tom Brady.....	12.....1998
Chad Henne.....	12.....2004
8. Tom Harmon.....	11.....1940
Dave Glinka.....	11.....1960
Steve Smith.....	11.....1981
Jim Harbaugh.....	11.....1986
Career	
1. Chad Henne.....	37..2004-07
2. Rick Leach.....	35..1975-78
3. Steve Smith.....	32..1980-83
4. Elvis Grbac.....	31..1989-92
John Navarre.....	31..2000-03
6. Jim Harbaugh.....	22..1983-86
7. Stan Noskin.....	21..1957-59
8. Tom Harmon.....	20..1938-40
Dick Vidmer.....	20..1965-67
Todd Collins.....	20..1991-94
11. Tom Brady.....	19..1996-99

Lowest Interception Percentage

Season (Min. 100 attempts)		
1. John Navarre.....	1.56	2002
2. Wally Gabler.....	1.60	1965
3. Dennis Franklin.....	1.63	1972
4. Michael Taylor.....	1.64	1988
5. Drew Henson.....	1.68	2000
6. Tom Brady.....	1.75	1999
7. Brian Griese.....	1.95	1997
8. Chad Henne.....	2.09	2005
9. John Navarre.....	2.19	2003
10. Elvis Grbac.....	2.36	1991
Todd Collins.....	2.36	1993
Career (Min. 200 attempts)		
1. Drew Henson.....	1.87	1998-00
2. John Navarre.....	2.27	2000-03
3. Michael Taylor.....	2.55	1986-89
4. Chad Henne.....	2.67	2004-07
Tom Brady.....	2.67	1996-99
6. Todd Collins.....	2.81	1991-94
7. Brian Griese.....	2.97	1994-97
8. Scott Dreisbach.....	3.17	1994-97
9. Don Moorhead.....	3.53	1968-70
10. Jim Harbaugh.....	3.55	1983-86

Most 150-Yard Passing Games

Season		
1. John Navarre.....	12	2003
2. Jim Harbaugh.....	11	1986
Todd Collins.....	11	1994
John Navarre.....	11	2002
Chad Henne.....	11	2005
5. Todd Collins.....	10	1993
Brian Griese.....	10	1997
Tom Brady.....	10	1999
John Navarre.....	10	2001
Chad Henne.....	10	2004
Denard Robinson	10	2010
Career		
1. Chad Henne.....	38	2004-07
2. John Navarre.....	34	2000-03
3. Elvis Grbac.....	23	1989-92
Todd Collins.....	23	1991-94
5. Jim Harbaugh.....	19	1983-86
6. Tom Brady.....	18	1996-99
7. Steve Smith.....	17	1980-83
8. Brian Griese.....	15	1994-97
9. Scott Dreisbach.....	11	1995-97
10. Denard Robinson	10	2009-10

Most 200-Yard Passing Games

Season		
1. John Navarre.....	10	2003
2. John Navarre.....	9	2002
3. Jim Harbaugh.....	8	1986
Tom Brady.....	8	1998
John Navarre.....	8	2001
Chad Henne.....	8	2005
7. Tom Brady.....	7	1999
Drew Henson.....	7	2000
Chad Henne.....	7	2004
Denard Robinson	7	2010
11. Todd Collins.....	6	1993
Todd Collins.....	6	1994
Scott Dreisbach.....	6	1996
Chad Henne.....	6	2006
Career		
1. John Navarre.....	28	2000-03
2. Chad Henne.....	27	2004-07
3. Tom Brady.....	15	1996-99
4. Todd Collins.....	14	1991-94
5. Jim Harbaugh.....	12	1983-86
6. Elvis Grbac.....	9	1989-92
7. Brian Griese.....	8	1994-97
8. Scott Dreisbach.....	7	1995-97
Drew Henson.....	7	1998-00
Denard Robinson	7	2009-10

Average Yards Per Completion

1. Rick Leach.....	36.3
Purdue, Nov. 8, 1975	
2. John Wangler.....	33.8
vs. North Carolina, Dec. 28, 1979	
3. Denard Robinson.....	30.5
Illinois, Nov. 6, 2010	
4. Jim Harbaugh.....	30.0
at Indiana, Oct. 25, 1986	
5. Elvis Grbac.....	29.3
at Northwestern, Nov. 7, 1992	
Game (Min. 10 completions)	
1. Denard Robinson.....	30.5
Illinois, Nov. 6, 2010	
2. Jim Harbaugh.....	30.0
at Indiana, Oct. 25, 1986	
3. Todd Collins.....	23.5
Minnesota, Nov. 12, 1994	
4. John Wangler.....	21.9
Wisconsin, Nov. 2, 1979	
5. Drew Henson.....	21.6
at Ohio State, Nov. 18, 2000	

Season (Min. 60 completions)	
1. Bob Chappuis.....	18.8.....1947
2. John Wangler.....	18.3.....1979
3. Steve Smith.....	17.1.....1981
4. Rick Leach.....	16.4.....1978
5. Demetrius Brown.....	15.6.....1987
6. Denard Robinson ...	15.2.....2010
Jim Harbaugh.....	15.2.....1986
8. Rick Leach.....	15.0.....1977
9. Steve Smith.....	14.7.....1982
10. Drew Henson.....	14.7.....2000
11. Michael Taylor.....	14.6.....1989

Career (Min. 120 completions)	
1. Rick Leach.....	17.1.....1975-78
2. Bob Chappuis.....	15.9.....1942-47
3. Demetrius Brown.....	15.8.....1986-88
4. Chuck Ortmann.....	15.5.....1948-50
5. John Wangler.....	15.2.....1976-80
6. Steve Smith.....	15.0.....1980-83
7. Dennis Franklin.....	14.9.....1972-74
8. Jim Harbaugh.....	14.1.....1983-86
9. Scott Dreisbach.....	14.0.....1995-97
10. Drew Henson.....	13.8.....1998-00

Average Yards Per Game

Season (Min. 10 games)		
1. John Navarre.....	256.2	2003
2. Chad Henne.....	228.6	2004
3. John Navarre.....	223.5	2002
4. Tom Brady.....	215.5	1999
5. Chad Henne.....	210.5	2005
6. Jim Harbaugh.....	209.9	1986
7. Todd Collins.....	209.8	1994
8. Todd Collins.....	209.1	1993
9. John Navarre.....	202.9	2001
10. Tom Brady.....	202.7	1998
11. Denard Robinson ..	197.7.....2010	
12. Chad Henne.....	193.8	2007
13. Chad Henne.....	192.9	2006
14. Brian Griese.....	191.1	1997
15. Scott Dreisbach.....	184.1	1996

Career (Min. 20 games)		
1. John Navarre.....	215.2	2000-03
2. Chad Henne.....	206.7	2004-07
3. Jim Harbaugh.....	175.8	1983-86
4. Tom Brady.....	172.6	1996-99
5. Todd Collins.....	158.3	1991-94
6. Brian Griese.....	156.5	1994-97
7. Elvis Grbac.....	153.8	1989-92
8. Steve Smith.....	127.9	1980-83
9. Dick Vidmer.....	111.0	1965-67
10. John Wangler.....	110.9	1976-80

RECEIVING RECORDS

Receptions

Game	Season	Career
1. Marquise Walker.....15 at Washington, Sept. 8, 2001 Marquise Walker.....15 Ohio State, Nov. 24, 2001	1. Braylon Edwards.....97.....2004 2. Marquise Walker.....86.....2001 3. Braylon Edwards.....85.....2003 4. Jason Avant.....82.....2005 5. Jack Clancy.....76.....1966 6. Mario Manningham.....72.....2007 Roy Roundtree.....72.....2010	1. Braylon Edwards.....252...2001-04 2. Marquise Walker.....176...1998-01 3. Jason Avant.....169...2002-05 4. Anthony Carter.....161...1979-82 5. Steve Breaston.....156...2003-06 6. David Terrell.....152...1998-00 7. Tai Streets.....144...1995-98 8. Amani Toomer.....143...1992-95 9. M. Manningham.....137...2005-07 10. Desmond Howard.....134...1989-91 11. Jack Clancy.....132...1963-66
3. Braylon Edwards.....13 at Oregon, Sept. 20, 2003	8. David Terrell.....71.....1999 9. Tai Streets.....67.....1998 David Terrell.....67.....2000 Braylon Edwards.....67.....2002 Adrian Arrington.....67.....2007	
4. Brad Myers.....12 at Ohio State, Nov. 22, 1958 Tai Streets.....12 at Northwestern, Oct. 5, 1996		

Receiving Yards

Game	Season	Career
1. Roy Roundtree.....246 Illinois, Nov. 6, 2010	1. Braylon Edwards.....1,330...2004 2. Mario Manningham...1,174...2007 3. Marquise Walker.....1,143...2001 4. Braylon Edwards.....1,138...2003 5. David Terrell.....1,130...2000 6. Amani Toomer.....1,096...1994 7. Jack Clancy.....1,077...1966 8. David Terrell.....1,038...1999 9. Tai Streets.....1,035...1998 Braylon Edwards.....1,035...2002 11. Desmond Howard...1,025...1990	1. Braylon Edwards.....3,541 2001-04 2. Anthony Carter.....3,076 1979-82 3. Amani Toomer.....2,657 1992-95 4. David Terrell.....2,317 1998-00 5. M. Manningham.....2,310 2005-07 6. Tai Streets.....2,284 1995-98 7. Marquise Walker.....2,269 1998-01 8. Jason Avant.....2,247 2002-05 9. Greg McMurtry.....2,163 1986-89 10. Desmond Howard...2,146 1989-91 11. Mercury Hayes.....2,144 1992-95
2. Jack Clancy.....197 Oregon State, Sept. 17, 1966		
3. Tai Streets.....192 at Minnesota, Oct. 31, 1998		
4. Braylon Edwards.....189 Michigan State, Oct. 30, 2004		
5. Derrick Alexander.....188 Illinois, Oct. 23, 1993		

Touchdown Receptions

Game	Season	Career
1. Derrick Alexander.....4 Minnesota, Oct. 24, 1992	1. Desmond Howard.....19.....1991 2. Braylon Edwards.....15.....2004 3. Anthony Carter.....14.....1980 David Terrell.....14.....2000 Braylon Edwards.....14.....2003 6. Mario Manningham...12.....2007 7. Desmond Howard.....11.....1990 Derrick Alexander.....11.....1992 Tai Streets.....11.....1998 Marquise Walker.....11.....2001 11. Braylon Edwards.....10.....2002	1. Braylon Edwards.....39...2001-04 2. Anthony Carter.....37...1979-82 3. Desmond Howard.....32...1989-91 4. Mario Manningham...27...2005-07 5. David Terrell.....23...1998-00 6. Derrick Alexander.....22...1989-93 7. Tai Streets.....19...1995-98 8. Amani Toomer.....18...1992-95 9. Marquise Walker.....17...2000-01 10. Dick Rifenburg.....16...1944-48 Adrian Arrington.....16...2004-07
2. Ron Kramer.....3 Missouri, Sept. 24, 1955 Greg McMurtry.....3 at Minnesota, Nov. 18, 1989 Desmond Howard.....3 at Boston College, Sept. 7, 1991 Desmond Howard.....3 Indiana, Oct. 19, 1991 Derrick Alexander.....3 at Northwestern, Nov. 7, 1992 David Terrell.....3 vs. Alabama, Jan. 1, 2000 David Terrell.....3 at Northwestern, Nov. 4, 2000 Braylon Edwards.....3 Michigan State, Oct. 30, 2004 Braylon Edwards.....3 vs. Texas (Rose Bowl), Jan. 1, 2005		



BRAYLON EDWARDS



ROY ROUNDTREE

Average Yards Per Reception

Season (Min. 20 catches)

1. Jim Smith.....28.3.....1975
2. Jim Smith.....27.5.....1976
3. Greg McMurtry.....23.1.....1986
4. Greg McMurtry.....22.6.....1987
5. Dick Rifenburg.....22.3.....1948
6. Ralph Clayton.....21.8.....1978
7. Marcus Knight.....20.4.....1999
8. Amani Toomer.....20.3.....1994
9. Ralph Clayton.....19.9.....1977
10. Anthony Carter.....19.6.....1982

Career (Min. 50 catches)

1. John Kolesar.....23.4...1985-88
2. Jim Smith.....23.1...1973-76
3. Ralph Clayton.....20.8...1976-79
4. Greg McMurtry.....19.5...1986-89
5. Anthony Carter.....19.1...1979-82
6. Paul Jokisch.....18.8...1984-86
7. Amani Toomer.....18.6...1992-95
8. Lowell Perry.....17.8...1950-52
9. Mercury Hayes.....17.3...1992-95
10. Marcus Knight.....17.1...1996-99
11. M. Manningham.....16.9...2005-07

Consecutive Games with a Reception

1. Braylon Edwards.....38
2. Jason Avant.....35
3. Marquise Walker.....32
4. Mercury Hayes.....30
5. Amani Toomer.....26
Adrian Arrington.....26
7. David Terrell.....25
8. Desmond Howard.....24
9. Anthony Carter.....20
10. Tai Streets.....19
11. Roy Roundtree.....17
12. Steve Breaston.....16

Consecutive Games with Touchdown Reception


1. Desmond Howard.....13 Minnesota 1990-at Illinois 1991
2. Anthony Carter.....9 South Carolina-Washington, 1980
3. David Terrell.....8 Alabama, 1999-Indiana, 2000
4. Marquise Walker.....7 Washington-Michigan State, 2001
5. Mario Manningham.....6 at Northwestern-Wisconsin, 2007
6. Anthony Carter.....4 at Northwestern-Purdue, 1982 Braylon Edwards.....4 Purdue-Ohio State, 2003 Braylon Edwards.....4 Utah-Purdue, 2002 Braylon Edwards.....4 San Diego State-Minnesota, 2004 Jason Avant.....4 Mich. State 2004-N. Illinois 2005 Mario Manningham.....4 Notre Dame-Michigan State, 2006

Consecutive 100-Yard Receiving Games

1. Mario Manningham.....6 at Northwestern-Wisconsin, 2007
2. Braylon Edwards.....4 Michigan State-USC, 2003 Braylon Edwards.....4 at Notre Dame-Indiana, 2004
4. Desmond Howard.....3 Minnesota-Northwestern, 1991 Anthony Carter.....3 Minnesota-Purdue, 1981 Marcus Knight.....3 Purdue-Illinois, 1999 Mario Manningham.....3 Notre Dame-Minnesota, 2006
8. Anthony Carter.....2 Minnesota-Illinois, 1980 Anthony Carter.....2 Illinois-Purdue, 1982 Tai Streets.....2 Indiana-Minnesota, 1998 Marquise Walker.....2 Ohio State-Tennessee, 2001 Braylon Edwards.....2 Utah-Illinois, 2002 Braylon Edwards.....2 Ohio State-Florida, 2002 Anthony Carter.....2 UCLA-Michigan State, 1982 (Did not play against Indiana) Braylon Edwards.....2 Ohio State-Texas, 2004 Roy Roundtree.....2 Braylon Edwards-Indiana, 2010




JIM MANDICH



BENNIE JOPPRU



GERALD WHITE



JAMIE MORRIS

Tight End Receiving Records (Since 1967)

Season Receptions

1. Bennie Joppru532002
2. Jim Mandich501969
3. Jim Mandich431968
4. Sim Nelson411983
Jay Riemersma411995
6. Sim Nelson401984
7. Eric Kattus381985
Tony McGee381992
9. Craig Dunaway351982
10. Doug Marsh331979
Jerame Tuman331996
Jay Riemersma331994

Season Receiving Yards

1. Jim Mandich6621969
2. Doug Marsh6121979
3. Eric Kattus5821985
4. Bennie Joppru5792002
5. Jim Mandich5761968
6. Jerame Tuman5241996
7. Sim Nelson4941983
8. Craig Dunaway4881982
9. Tony McGee4671992
10. Sim Nelson4591984

Season Receiving Touchdowns

1. Eric Kattus81985
2. Tony McGee61992
Doug Marsh61978
4. Jerame Tuman51996
Jerame Tuman51997
Bennie Joppru52002
7. Jim Mandich41969
8. Jim Mandich31968
Paul Seal31972
Paul Seal31973
Doug Marsh31979
Craig Dunaway31981
Craig Dunaway31982
Sim Nelson31983
Sim Nelson31984
Derrick Walker31989

Career Receptions

1. Jack Clancy1321963-66
2. Jim Mandich1191967-69
3. Jerame Tuman981995-98
4. Bennie Joppru851999-2002
5. Sim Nelson841982-84
6. Jay Riemersma741992-95
7. Lowell Perry711950-52
8. John Henderson ...581963-64
9. Doug Marsh571977-79
Tyler Ecker572003-06

Career Receiving Yards

1. Jack Clancy1,9191963-66
2. Jim Mandich1,5081967-69
3. Jerame Tuman1,2791995-98
4. Lowell Perry1,2611950-52
5. Dick Rifenberg1,0061946-48
6. Sim Nelson9761982-84
7. Doug Marsh9471977-70
8. Ron Kramer8801954-56
9. Bennie Joppru8001999-2002
10. Craig Dunaway7751980-82

Running Back Receiving Records (Since 1967)

Season Receptions

1. Chris Perry442003
2. Gerald White381986
Aaron Shea381999
4. Chris Howard371997
5. B.J. Askew362002
5. Jamie Morris331985
Jamie Morris331986
Anthony Thomas331999
9. Clarence Williams271996
10. B.J. Askew262001
Mike Hart262004

Season Receiving Yards

1. Gerald White4081986
2. Chris Perry3672003
3. Clarence Williams3611996
4. Aaron Shea2891999
5. Jamie Morris2871986
6. B.J. Askew2802002
7. Chris Howard2761997
8. Anthony Thomas2712000
9. B.J. Askew2572000
10. Mike Hart2372004

Season Receiving Touchdowns

1. Gerald White41985
2. Gerald White31986
Aaron Shea31999
B.J. Askew32000
5. John Gabler21967
B.J. Askew22001
Chris Perry22003

Career Receptions

1. Jamie Morris991984-86
2. Anthony Thomas ..88...1997-2000
3. B.J. Askew831999-2002
4. Clarence Williams .681995-98
5. Mike Hart672004-07
6. Chris Perry662000-03
7. Gerald White641984-86
8. Chris Howard601994-97
9. Tyrone Wheatley ...511991-94
10. Butch Woolfolk381978-81

Career Receiving Yards

1. B.J. Askew7771999-2002
2. Jamie Morris7561984-86
3. Chris Perry5722000-03
4. Gerald White5641984-86
5. Mike Hart5662004-07
6. Tyrone Wheatley .5101991-94
7. Chris Howard4291994-97
8. Stanley Edwards .3801977-81
9. Ron Johnson3451966-68
10. Tony Boles2941987-89

100-YARD RECEIVERS (SINCE 1943)

Player	Rec.	Yards	Opponent	Date	Player	Rec.	Yards	Opponent	Date
Roy Roundtree	9	246	Illinois	Nov. 6, 2010	Anthony Carter	5	123	Michigan State	Oct. 9, 1982
Jack Clancy	10	197	Oregon State	Sept. 17, 1966	Anthony Carter	3	123	Purdue	Nov. 13, 1982
Tai Streets	6	192	at Minnesota	Oct. 31, 1998	Ralph Clayton	5	122	at Northwestern	Nov. 11, 1978
Braylon Edwards	11	189	Michigan State	Oct. 30, 2004	Chris Perry	11	122	at Minnesota	Oct. 10, 2000
Derrick Alexander	7	188	Illinois	Oct. 23, 1993	Anthony Carter	5	121	Illinois	Oct. 25, 1983
Jim Smith	5	184	Purdue	Nov. 8, 1975	Doug Marsh	3	121	at California	Sept. 29, 1979
Mercury Hayes	7	179	Virginia	Aug. 26, 1995	Darryl Stonum	3	121	Massachusetts	Sept. 18, 2010
Amani Toomer	7	179	Boston College	Sept. 3, 1994	Paul Jokisch	5	119	at Minnesota	Nov. 16, 1985
Jack Clancy	11	179	Illinois	Nov. 5, 1966	Roy Roundtree	9	118	Bowling Green	Sept. 25, 2010
Paul Staroba	6	178	at Wisconsin	Oct. 31, 1970	Jim Berline	6	118	at Wisconsin	Nov. 18, 1967
Amani Toomer	5	177	Minnesota	Oct. 28, 1995	Lowell Perry	5	118	Minnesota	Oct. 27, 1951
Jason Avant	7	175	at Iowa	Oct. 4, 2003	Tai Streets	9	118	at Ohio State	Nov. 21, 1998
Braylon Edwards	11	172	at Ohio State	Nov. 20, 2004	Tony McGee	6	117	Washington	Jan. 1, 1993
Tom Maentz	5	169	Iowa	Oct. 29, 1955	Desmond Howard	9	117	at Indiana	Oct. 27, 1990
Desmond Howard	6	167	Mississippi	Jan. 1, 1991	Tai Streets	8	117	Indiana	Oct. 24, 1998
Lowell Perry	5	165	Indiana	Oct. 13, 1951	Mario Manningham	8	117	Oregon	Sept. 8, 2007
Greg McMurtry	7	165	at Minnesota	Nov. 18, 1989	David Terrell	9	117	at Northwestern	Nov. 4, 2000
Ken Higgins	8	165	at Wisconsin	Oct. 4, 1986	Marcus Knight	7	116	at Ohio State	Nov. 21, 1998
Braylon Edwards	8	165	at Indiana	Oct. 2, 2004	David Terrell	6	116	at Illinois	Sept. 23, 2000
Mario Manningham	5	162	Minnesota	Oct. 27, 2007	Roy Roundtree	9	116	Ohio State	Nov. 21, 2009
Marquise Walker	15	160	Ohio State	Nov. 24, 2001	Paul Jokisch	5	115	at South Carolina	Sept. 21, 1985
Marquise Walker	15	159	at Washington	Sept. 8, 2001	Steve Breaston	7	115	vs. USC (Rose)	Jan. 1, 2007
Amani Toomer	7	157	Penn State	Oct. 15, 1994	David Terrell	8	115	Notre Dame	Sept. 4, 1999
Jim Mandich	10	156	Purdue	Oct. 11, 1969	Brad Myers	12	115	at Ohio State	Nov. 22, 1958
Anthony Carter	6	156	Illinois	Nov. 7, 1981	Dick Rifenburg	4	114	at Purdue	Oct. 9, 1948
Desmond Howard	6	155	at Minnesota	Oct. 25, 1991	Clarence Williams	6	114	Alabama	Jan. 1, 1997
Anthony Carter	8	154	at Minnesota	Oct. 31, 1981	Derrick Alexander	7	114	Illinois	Nov. 14, 1992
Adrian Arrington	9	153	vs. Florida (Capital One)	Jan. 1, 2008	Braylon Edwards	7	114	at Iowa	Oct. 4, 2003
Marquise Walker	9	150	at Michigan State	Nov. 3, 2001	Roy Roundtree	7	114	Wisconsin	Nov. 20, 2010
David Terrell	10	150	vs. Alabama	Jan. 1, 2000	Mario Manningham	7	113	Wisconsin	Sept. 23, 2006
Tai Streets	12	150	at Northwestern	Oct. 5, 1996	Mario Manningham	3	113	at Wisconsin	Nov. 10, 2007
Braylon Edwards	6	150	Iowa	Sept. 25, 2004	Amani Toomer	6	112	at Wisconsin	Oct. 30, 1993
John Kolesar	4	148	Purdue	Nov. 9, 1985	Amani Toomer	3	112	at Northwestern	Nov. 7, 1992
Amani Toomer	6	147	Minnesota	Nov. 12, 1994	Bump Elliott	3	112	Minnesota	Oct. 25, 1947
Jim Smith	4	147	Navy	Sept. 25, 1976	Braylon Edwards	9	112	at Northwestern	Nov. 15, 2003
Mario Manningham	8	147	Purdue	Oct. 13, 2007	Gene Topp	7	111	Iowa	Oct. 10, 1953
Dave Raimey	6	144	Purdue	Oct. 21, 1961	Doug Marsh	3	110	Wisconsin	Nov. 3, 1979
Braylon Edwards	13	144	at Oregon	Sept. 20, 2003	Anthony Carter	5	110	UCLA	Jan. 1, 1983
Jim Smith	5	143	Stanford	Sept. 20, 1975	Steve Smith	7	110	Michigan State	Oct. 9, 1965
Anthony Carter	9	142	at Minnesota	Oct. 18, 1980	David Terrell	7	110	at Syracuse	Sept. 18, 1999
Anthony Carter	4	141	North Carolina	Dec. 28, 1979	Braylon Edwards	4	110	vs. Florida (Outback)	Jan. 1, 2003
Desmond Howard	8	140	Michigan State	Oct. 13, 1990	Ron Kramer	7	109	Missouri	Sept. 24, 1955
Bump Elliott	2	138	Pittsburgh	Oct. 11, 1947	John Kolesar	4	109	Ohio State	Nov. 23, 1985
Mario Manningham	4	137	at Notre Dame	Sept. 16, 2006	Steve Breaston	6	109	at Oregon	Sept. 20, 2003
David Terrell	4	136	vs. Auburn	Jan. 1, 2001	Braylon Edwards	9	109	Utah	Sept. 21, 2002
Marcus Knight	5	136	Purdue	Oct. 2, 1999	Braylon Edwards	10	109	vs. Texas (Rose Bowl)	Jan. 1, 2005
Amani Toomer	5	135	Texas A&M	Dec. 28, 1995	Mario Manningham	9	109	at Illinois	Oct. 20, 2007
Marcus Knight	7	134	Illinois	Oct. 23, 1999	Tai Streets	5	108	at Wisconsin	Nov. 15, 1997
Marquise Walker	7	134	Purdue	Oct. 13, 2001	Marquise Walker	6	108	Western Michigan	Sept. 22, 2001
Marquise Walker	9	134	at Northwestern	Nov. 4, 2000	Desmond Howard	7	108	Purdue	Nov. 2, 1991
Junior Hemingway	9	134	Iowa	Oct. 16, 2010	Chris Perry	6	108	vs. Florida (Outback)	Jan. 1, 2003
Anthony Carter	8	133	Purdue	Nov. 15, 1980	Jason Avant	7	108	at Wisconsin	Sept. 24, 2005
Desmond Howard	6	133	at Notre Dame	Sept. 15, 1990	Mercury Hayes	6	107	Miami (Ohio)	Sept. 30, 1995
David Terrell	6	133	at Penn State	Nov. 13, 1999	Carl Ward	5	107	Purdue	Oct. 15, 1966
Mercury Hayes	6	132	at Penn State	Nov. 18, 1995	Braylon Edwards	10	107	at Ohio State	Nov. 23, 2002
Mario Manningham	5	131	at Minnesota	Sept. 30, 2006	Braylon Edwards	10	107	vs. Southern Calif. (Rose)	Jan. 1, 2004
Derrick Alexander	7	130	Minnesota	Oct. 24, 1992	Mario Manningham	4	106	at Wisconsin	Sept. 24, 2005
Marquise Walker	7	130	Wisconsin	Sept. 30, 2000	Mercury Hayes	8	105	Washington State	Sept. 4, 1993
Braylon Edwards	7	130	Ohio State	Nov. 22, 2003	Jim Mandich	8	105	at Michigan State	Oct. 18, 1969
Braylon Edwards	8	130	San Diego State	Sept. 18, 2004	Jason Avant	7	105	at Iowa	Oct. 22, 2005
Paul Jokisch	6	130	at Illinois	Nov. 2, 1985	John Kolesar	3	104	Washington State	Sept. 19, 1987
Tai Streets	7	129	vs. Arkansas	Jan. 1, 1999	Jack Clancy	4	104	Wisconsin	Oct. 30, 1965
Braylon Edwards	12	129	at Notre Dame	Sept. 11, 2004	Bob Nussbaumer	2	104	Purdue	Nov. 17, 1945
Mario Manningham	8	129	at Michigan State	Nov. 3, 2007	Junior Hemingway	6	104	Illinois	Nov. 6, 2010
Junior Hemingway	3	219	at Indiana	Oct. 2, 2010	John Henderson	6	103	Navy	Oct. 5, 1963
Martavious Odoms	7	129	Illinois	Oct. 4, 2008	Derrick Alexander	7	103	Oklahoma State	Sept. 19, 1992
Amani Toomer	8	128	at Penn State	Nov. 18, 1995	Jerry Imsland	6	103	at Duke	Sept. 28, 1968
Anthony Carter	6	127	UCLA	Dec. 31, 1981	Anthony Carter	2	103	at Purdue	Nov. 14, 1981
Mercury Hayes	6	127	Houston	Sept. 25, 1993	Braylon Edwards	7	103	at Michigan State	Nov. 1, 2003
Dick Rifenburg	3	127	Iowa Pre-Flight	Sept. 16, 1944	Steve Breaston	3	103	at Indiana	Nov. 11, 2006
Jim Smith	6	127	Illinois	Nov. 13, 1976	Junior Hemingway	5	103	Western Michigan	Sept. 5, 2009
Tai Streets	4	127	Washington State	Jan. 1, 1998	Desmond Howard	4	102	Northwestern	Nov. 9, 1991
Jason Avant	9	127	Northern Illinois	Sept. 3, 2005	Triando Markray	3	102	Ohio State	Nov. 19, 1983
Greg McMurtry	5	126	Maryland	Sept. 30, 1989	Adrian Arrington	6	102	Eastern Michigan	Oct. 6, 2007
Jerame Tuman	5	126	Colorado	Sept. 13, 1997	Desmond Howard	8	101	at Michigan State	Oct. 12, 1991
Marcus Knight	5	126	at Notre Dame	Sept. 5, 1998	John Gabler	10	101	Indiana	Oct. 21, 1967
Roy Roundtree	5	126	at Indiana	Oct. 2, 2010	Jerame Tuman	3	101	at Minnesota	Oct. 26, 1996
Roy Roundtree	10	126	Purdue	Nov. 7, 2009	Tai Streets	8	101	at Notre Dame	Sept. 5, 1998
Jack Clancy	8	125	Purdue	Oct. 16, 1965	David Terrell	6	101	Indiana	Oct. 14, 2000
Jim Mandich	4	125	Michigan State	Oct. 12, 1968	Braylon Edwards	4	101	at Illinois	Sept. 28, 2002
Anthony Carter	2	125	Ohio State	Nov. 17, 1979	Ronald Bellamy	8	101	at Ohio State	Nov. 23, 2002
Anthony Carter	5	125	at Illinois	Nov. 6, 1982	Adrian Arrington	7	101	at Wisconsin	Nov. 10, 2007
Marcus Knight	5	125	at Michigan State	Oct. 9, 1999	John Kolesar	3	100	Michigan State	Oct. 11, 1986
Ronald Bellamy	5	124	Michigan State	Nov. 2, 2002	Leo Koceski	3	100	at Minnesota	Oct. 23, 1948
Mario Manningham	10	123	at Northwestern	Sept. 29, 2007	Marquise Walker	4	100	vs. Auburn	Jan. 1, 2001
Anthony Carter	8	123	UCLA	Sept. 25, 1982	Marquise Walker	5	100	vs. Tennessee	Jan. 1, 2002
Eric Kattus	5	123	Indiana	Oct. 26, 1985	David Terrell	6	100	at Indiana	Oct. 30, 1999

100-YARD RECEIVING LEADERS

Braylon Edwards (17)

Yards Rec.. Opponent, Year (Class)
 189 11 Michigan State, 2004 (Sr.)
 172 11 at Ohio State, 2004 (Sr.)
 165 8 at Indiana, 2004 (Sr.)
 150 6 vs. Iowa, 2004 (Sr.)
 144 13 at Oregon, 2003 (Jr.)
 130 7 Ohio State, 2003 (Jr.)
 130 8 San Diego State, 2004 (Sr.)
 129 12 at Notre Dame, 2004 (Sr.)
 114 7 at Iowa, 2003 (Jr.)
 112 9 at Northwestern, 2003 (Jr.)
 110 4 vs. Florida*, 2003 (So.)
 109 9 Utah, 2002 (So.)
 109 10 vs. Texas^, 2004 (Sr.)
 107 10 at Ohio State, 2002 (So.)
 107 10 vs. USC^, 2003 (Jr.)
 103 7 at Michigan St., 2003 (Sr.)
 101 4 at Illinois, 2002 (So.)
 * *Outback Bowl / ^ Rose Bowl*

Anthony Carter (14)

Yards Rec.. Opponent, Year (Class)
 156 6 Illinois, 1981 (Jr.)
 154 8 at Minnesota, 1981 (Jr.)
 142 9 at Minnesota, 1980 (So.)
 141 4 North Carolina, 1979 (Fr.)
 133 8 Purdue, 1980 (So.)
 127 6 UCLA, 1981 (Jr.)
 125 2 Ohio State, 1979 (Fr.)
 125 5 at Illinois, 1982 (Sr.)
 123 8 UCLA, 1982 (Sr.)
 123 5 Michigan State, 1982 (Sr.)
 123 3 Purdue, 1982 (Sr.)
 121 5 Illinois, 1980 (So.)
 110 5 UCLA, 1983 (Sr.)
 103 2 at Purdue, 1981 (Jr.)

Mario Manningham (11)

Yards Rec.. Opponent, Year (Class)
 162 5 Minnesota, 2007 (Jr.)
 147 8 Purdue, 2007 (Jr.)
 137 4 at Notre Dame, 2006 (So.)
 131 5 at Minnesota, 2006 (So.)
 129 8 at Mich. State, 2007 (Jr.)
 123 10 at Northwestern, 2007 (Jr.)
 117 8 Oregon, 2007 (Jr.)
 113 7 Wisconsin, 2006 (So.)
 113 3 at Wisconsin, 2007 (Jr.)
 109 9 at Illinois, 2007 (Jr.)
 106 4 at Wisconsin, 2005 (Fr.)

David Terrell (9)

Yards Rec.. Opponent, Year (Class)
 150 10 vs. Alabama*, 2000 (So.)
 136 4 vs. Auburn^, 2001 (Jr.)
 133 6 at Penn State, 1999 (So.)
 117 9 at Northwestern, 2000 (Jr.)
 116 6 at Illinois, 2000 (Jr.)
 115 8 Notre Dame, 1999 (So.)
 110 7 at Syracuse, 1999 (So.)
 101 6 Indiana, 2000 (Jr.)
 100 6 at Indiana, 1999 (So.)
 * *Orange Bowl*

Marquise Walker (9)

Yards Rec.. Opponent, Year (Class)
 160 15 Ohio State, 2001 (Sr.)
 159 15 at Washington, 2001 (Sr.)
 150 9 at Michigan St., 2001 (Sr.)
 134 7 Purdue, 2001 (Sr.)
 134 9 at Northwestern, 2000 (Jr.)
 130 7 Wisconsin, 2000 (Jr.)
 108 6 W. Michigan, 2001 (Sr.)
 100 4 vs. Auburn*, 2001 (Jr.)
 100 5 vs. Tennessee*, 2002 (Sr.)
 * *Florida Citrus Bowl*

Desmond Howard (8)

Yards Rec.. Opponent, Year (Class)
 167 6 Mississippi, 1991 (Jr.)

155 6 at Minnesota, 1991 (Sr.)
 140 8 Michigan State, 1990 (Jr.)
 133 6 at Notre Dame, 1990 (Jr.)
 117 9 at Indiana, 1990 (Jr.)
 108 7 Purdue, 1991 (Sr.)
 102 4 Northwestern, 1991 (Sr.)
 101 8 at Michigan St., 1991 (Sr.)

Tai Streets (8)

Yards Rec.. Opponent, Year (Class)
 192 6 at Minnesota, 1998 (Sr.)
 150 12 at N'western, 1996 (So.)
 129 7 vs. Arkansas, 1999 (Sr.)
 127 4 Washington St., 1998 (Jr.)
 118 9 at Ohio State, 1998 (Sr.)
 117 8 Indiana, 1998 (Sr.)
 108 5 Wisconsin, 1997 (Jr.)
 101 8 at Notre Dame, 1998 (Sr.)

Amani Toomer (8)

Yards Rec.. Opponent, Year (Class)
 179 7 Boston College, 1994 (Jr.)
 177 5 Minnesota, 1995 (Sr.)
 157 7 Penn State 1994 (Jr.)
 147 6 Minnesota, 1994 (Jr.)
 135 5 Texas A&M, 1995 (Jr.)
 128 8 at Penn State, 1995 (Sr.)
 112 6 at Wisconsin, 1993 (So.)
 112 3 at N'western, 1992 (Fr.)

Roy Roundtree (6)

Yards Rec.. Opponent, Year (Class)
 246 9 Illinois, 2010 (So.)
 126 5 at Indiana, 2010 (So.)
 126 10 Purdue, 2009 (Fr.)
 118 9 Bowling Green, 2010 (So.)
 116 9 Ohio State, 2009 (Fr.)
 114 7 Wisconsin, 2010 (So.)

Mercury Hayes (5)

Yards Rec.. Opponent, Year (Class)
 179 7 Virginia, 1995 (Sr.)
 132 6 at Penn State, 1995 (Sr.)
 127 6 Houston, 1993 (So.)
 107 6 Miami (Ohio), 1995 (Sr.)
 105 8 Washington St., 1993 (So.)

Marcus Knight (5)

Yards Rec.. Opponent, Year (Class)
 136 5 Purdue, 1999 (Sr.)
 134 7 Illinois, 1999 (Sr.)
 126 5 at Notre Dame, 1998 (Jr.)
 125 5 at Michigan St., 1999 (Sr.)
 116 7 at Ohio State, 1998 (Jr.)

Jack Clancy (4)

Yards Rec.. Opponent, Year (Class)
 197 10 Oregon State, 1966 (Sr.)
 179 11 Illinois, 1966 (Sr.)
 125 8 Purdue, 1965 (Jr.)
 104 4 Wisconsin, 1965 (Jr.)

Derrick Alexander (4)

Yards Rec.. Opponent, Year (Class)
 188 7 Illinois, 1993 (Sr.)
 130 7 Minnesota, 1992 (Jr.)
 114 7 Illinois, 1992 (Jr.)
 103 7 Oklahoma State, 1992 (Jr.)

Jason Avant (4)

Yards Rec.. Opponent, Year (Class)
 175 7 at Iowa, 2003 (So.)
 127 9 No. Illinois, 2005 (Sr.)
 108 7 at Wisconsin, 2005 (Sr.)
 105 7 at Iowa, 2005 (Sr.)

Junior Hemingway (4)

Yards Rec.. Opponent, Year (Class)
 134 9 Iowa, 2010 (Jr.)
 129 3 at Indiana, 2010 (Jr.)
 104 6 Illinois, 2010 (Jr.)
 103 5 W. Michigan, 2009 (So.)

John Kolesar (4)

Yards Rec.. Opponent, Year (Class)
 148 4 Purdue, 1985 (Fr.)
 109 4 Ohio State, 1985 (Fr.)
 104 3 Washington St., 1987 (Jr.)
 100 3 Michigan State, 1986 (So.)

Jim Smith (4)

Yards Rec.. Opponent, Year (Class)
 184 5 Purdue, 1975 (Jr.)
 147 4 Navy, 1976 (Sr.)
 143 5 Stanford, 1975 (Jr.)
 127 6 Illinois, 1976 (Sr.)

Adrian Arrington (3)

Yards Rec.. Opponent, Year (Class)
 153 9 vs. Florida*, 2007 (Sr.)
 102 6 Eastern Mich., 2007 (Sr.)
 101 7 at Wisconsin, 2007 (Sr.)
 * *Capital One Bowl*

Steve Breaston (3)

Yards Rec.. Opponent, Year (Class)
 115 7 vs. USC, 2006 (Sr.)
 109 6 at Oregon, 2003 (Fr.)
 103 3 at Indiana, 2006 (Sr.)

Paul Jokisch (3)

Yards Rec.. Opponent, Year (Class)
 130 6 at Illinois, 1985 (Sr.)
 119 5 at Minnesota, 1985 (Sr.)
 115 5 at S. Carolina, 1985 (Sr.)

Jim Mandich (3)

Yards Rec.. Opponent, Year (Class)
 156 10 Purdue, 1969 (Sr.)
 125 4 Michigan State, 1968 (Jr.)
 105 8 Michigan State, 1969 (Sr.)

Ronald Bellamy (2)

Yards Rec.. Opponent, Year (Class)
 124 5 Michigan State, 2002 (Sr.)
 101 8 at Ohio State, 2002 (Sr.)

Bump Elliott (2)

Yards Rec.. Opponent, Year (Class)
 138 2 Pittsburgh, 1947 (Jr.)
 112 3 Minnesota, 1947 (Jr.)

Doug Marsh (2)

Yards Rec.. Opponent, Year (Class)
 121 3 at California, 1979 (Sr.)
 110 3 Wisconsin, 1979 (Sr.)

Greg McMurtry (2)

Yards Rec.. Opponent, Year (Class)
 165 7 at Minnesota, 1989 (Sr.)
 126 5 Maryland, 1989 (Sr.)

Chris Perry (2)

Yards Rec.. Opponent, Year (Class)
 122 7 at Minnesota, 2003 (Sr.)
 110 4 vs. Florida*, 2003 (Jr.)
 * *Outback Bowl*

Lowell Perry (2)

Yards Rec.. Opponent, Year (Class)
 165 5 Indiana, 1951 (Jr.)
 118 5 Minnesota, 1951 (Jr.)

Dick Rifenburg (2)

Yards Rec.. Opponent, Year (Class)
 127 3 Iowa Pre-Flight, 1944 (Fr.)
 114 4 at Purdue, 1948 (Sr.)

Jerame Tuman (2)

Yards Rec.. Opponent, Year (Class)
 126 5 Colorado, 1997 (Jr.)
 101 3 at Minnesota, 1996 (So.)

Jim Berline (1)

Yards Rec.. Opponent, Year (Class)
 118 6 at Wisconsin, 1967 (Sr.)

Ralph Clayton (1)

Yards Rec.. Opponent, Year (Class)
 122 5 at Northwestern, 1978 (Jr.)

John Gabler (1)

Yards Rec.. Opponent, Year (Class)
 101 10 Indiana, 1967 (So.)

John Henderson (1)

Yards Rec.. Opponent, Year (Class)
 103 6 Navy, 1963 (Jr.)

Ken Higgins (1)

Yards Rec.. Opponent, Year (Class)
 165 8 at Wisconsin, 1986 (Sr.)

Jerry Imsland (1)

Yards Rec.. Opponent, Year (Class)
 103 6 at Duke, 1968 (Jr.)

Eric Kattus (1)

Yards Rec.. Opponent, Year (Class)
 123 5 Indiana, 1985 (Sr.)

Leo Kociski (1)

Yards Rec.. Opponent, Year (Class)
 100 3 at Minnesota, 1948 (So.)

Ron Kramer (1)

Yards Rec.. Opponent, Year (Class)
 109 7 Missouri, 1955 (Jr.)

Tom Maentz (1)

Yards Rec.. Opponent, Year (Class)
 169 5 Iowa, 1955 (Jr.)

Triando Markray (1)

Yards Rec.. Opponent, Year (Class)
 102 3 Ohio State, 1983 (So.)

Tony McGee (1)

Yards Rec.. Opponent, Year (Class)
 117 6 Washington, 1993 (Sr.)

Brad Myers (1)

Yards Rec.. Opponent, Year (Class)
 115 12 at Ohio State, 1958 (Jr.)

Bob Nussbaumer (1)

Yards Rec.. Opponent, Year (Class)
 104 2 Purdue, 1945 (Sr.)

Martavious Odoms (1)

Yards Rec.. Opponent, Year (Class)
 129 7 Illinois, 2008 (Fr.)

Dave Raimey (1)

Yards Rec.. Opponent, Year (Class)
 144 6 Purdue, 1961 (Jr.)

Steve Smith (1)

Yards Rec.. Opponent, Year (Class)
 110 7 Michigan State, 1965 (Sr.)

Paul Staroba (1)

Yards Rec.. Opponent, Year (Class)
 178 6 at Wisconsin, 1970 (Sr.)

Darryl Stonum (1)

Yards Rec.. Opponent, Year (Class)
 121 3 Massachusetts, 2010 (Jr.)

Gene Topp (1)

Yards Rec.. Opponent, Year (Class)
 111 7 Iowa, 1953 (Sr.)

Carl Ward (1)

Yards Rec.. Opponent, Year (Class)
 107 5 Purdue, 1966 (Sr.)


Clarence Williams (1)

Yards Rec.. Opponent, Year (Class)
 114 6 Alabama, 1997 (So.)

TOTAL OFFENSE



RICK LEACH



STEVE SMITH



JIM HARBAUGH



DENARD ROBINSON

Most Plays

Game	Plays
1. Denard Robinson.....	68 at Notre Dame, Sept. 11, 2010
2. Tom Brady.....	65 at Ohio State, Nov. 21, 1998
3. Dennis Brown.....	61 Indiana, Oct. 21, 1967
John Navarre	61 at Oregon, Sept. 20, 2003
5. Don Moorhead	60 at Michigan State, Oct. 18, 1969
6. Scott Dreisbach	59 Virginia, Aug. 26, 1995
7. John Navarre	58 vs. Southern Cal, Jan. 1, 2004
8. John Navarre	55 Ohio State, Nov. 24, 2001
Chad Henne.....	55 at Ohio State, Nov. 20, 2004
10. John Navarre	54 at Iowa, Oct. 4, 2003

Season	Plays	Year
1. Denard Robinson ..	547	2010
2. John Navarre	504	2003
3. John Navarre	488	2002
4. Chad Henne.....	454	2004
5. Chad Henne.....	436	2005
6. John Navarre	434	2001
7. Tom Brady	409	1998
8. Tate Forcier	399	2009
9. Don Moorhead.....	380	1969
10. Tom Brady	378	1999
11. Chad Henne.....	375	2006
12. Jim Harbaugh	371	1986
13. Brian Griese.....	369	1997
14. Dennis Brown	344	1968
Steve Smith.....	344	1981
16. Todd Collins.....	341	1994
17. Todd Collins.....	330	1993
18. Scott Dreisbach	329	1996
19. Steve Smith.....	323	1982
20. Anthony Thomas	319	2000

Career	Plays	Year Range
1. Chad Henne.....	1,567	2004-07
2. John Navarre.....	1,514	2000-03
3. Rick Leach.....	1,034	1975-78
4. Steve Smith.....	990	1980-83
5. Anthony Thomas	924	1997-00
6. Elvis Grbac.....	915	1989-92
7. Jim Harbaugh	837	1983-86
8. Todd Collins	812	1991-94
9. Jamie Morris	809	1984-87
Tom Brady	809	1996-99
11. Brian Griese.....	731	1994-97
12. Butch Woolfolk	719	1978-81
13. Don Moorhead.....	708	1968-70
14. Tyrone Wheatley	688	1991-94
15. Dennis Brown	652	1966-68
16. Dennis Franklin	642	1972-74

Average Gain Per Play

Season (Min. 200 plays)

1. Drew Henson	7.93	2000
2. Denard Robinson	7.81	2010
3. Jim Harbaugh	7.63	1986
4. Elvis Grbac.....	7.43	1992
5. Todd Collins.....	7.36	1993
6. Rick Leach.....	7.36	1976
7. Todd Collins.....	7.26	1994
8. Elvis Grbac.....	7.16	1991
9. Bob Chappuis	7.09	1947
10. Jim Harbaugh	6.91	1985

Career (Min. 400 plays)

1. Todd Collins.....	7.02	1991-94
2. Jim Harbaugh	6.89	1983-86
3. Elvis Grbac.....	6.80	1989-92
4. Brian Griese.....	6.68	1994-97
5. Steve Smith.....	6.62	1980-83
6. John Wangler	6.54	1976-80
7. Scott Dreisbach	6.45	1995-97
8. Tom Brady	6.40	1996-99
9. Rick Leach.....	6.25	1975-78
10. Bob Chappuis	6.20	1942-47

Most Yards Gained

Game	Yards
1. Denard Robinson.....	502 at Notre Dame, Sept. 11, 2010
2. Denard Robinson.....	494 at Indiana, Oct. 2, 2010
3. Denard Robinson.....	383 Connecticut, Sept. 4, 2010
4. Denard Robinson.....	381 at Penn State, Oct. 30, 2010
5. John Navarre	368 at Iowa, Oct. 4, 2003
6. Denard Robinson.....	367 Illinois, Nov. 6, 2010
7. Denard Robinson.....	360 Wisconsin, Nov. 20, 2010
8. Scott Dreisbach	358 Virginia, Aug. 26, 1995
9. John Navarre	356 at Minnesota, Oct. 10, 2003
10. Tom Brady.....	353 vs. Alabama (Orange), Jan. 1, 2000

Season	Yards	Year
1. Denard Robinson	4,272	2010
2. John Navarre	3,240	2003
3. John Navarre	2,889	2002
4. Jim Harbaugh	2,847	1986
5. Chad Henne	2,606	2004
6. Chad Henne	2,551	2005
7. Tom Brady	2,539	1999
8. Tom Brady	2,528	1998
9. Todd Collins	2,475	1994
10. Todd Collins	2,428	1993
11. Chad Henne	2,425	2006
12. Steve Smith	2,335	1981
13. John Navarre	2,317	2001
14. Tate Forcier	2,290	2009
15. Scott Dreisbach	2,121	1996
16. Jim Harbaugh	2,115	1985
17. Steve Smith	2,087	1983
18. Steve Smith	2,080	1982
19. Brian Griese	2,049	1997

Career	Yards	Year Range
1. Chad Henne	9,300	2004-07
2. John Navarre	8,995	2000-03
3. Steve Smith	6,554	1980-83
4. Rick Leach	6,460	1975-78
5. Elvis Grbac	6,221	1989-92
6. Jim Harbaugh	5,745	1983-86
7. Todd Collins	5,702	1991-94
8. Tom Brady	5,180	1996-99
9. Denard Robinson	4,811	2009-10
10. Anthony Thomas	4,472	1997-00
11. Jamie Morris	4,393	1984-87
12. Brian Griese	4,302	1994-97
13. Tyrone Wheatley	4,178	1991-94
14. Butch Woolfolk	3,861	1978-81
15. Don Moorhead	3,641	1968-70
16. Dennis Franklin	3,511	1972-74
17. Bob Chappuis	3,487	1942-47

Average Yards Per Game

Season (Min. 10 games)

1. Denard Robinson	328.6	2010
2. John Navarre	249.2	2003
3. John Navarre.....	222.2	2002
4. Jim Harbaugh	219.0	1986
5. Chad Henne.....	217.0	2004
6. Chad Henne.....	212.6	2005
7. Tom Brady	211.6	1999
8. Todd Collins.....	206.3	1994
9. Brian Griese.....	204.8	1997
10. Todd Collins.....	202.3	1993

Career (Min. 20 games)

1. John Navarre	208.3	2000-03
2. Chad Henne.....	197.9	2004-07
3. Jim Harbaugh	186.6	1983-86
4. Steve Smith.....	172.5	1980-83
5. Tom Brady	167.1	1996-99
6. Todd Collins.....	154.1	1991-94
7. Brian Griese.....	153.6	1994-97
8. Elvis Grbac.....	148.1	1989-92
9. Tom Harmon	143.3	1938-40
10. Rick Leach.....	134.6	1975-78


COMBINED RUSHING/RECEIVING

Most Plays

Game	Plays
1. Chris Perry	53 at Michigan State, Nov. 1, 2003
2. Anthony Thomas	45 at Indiana, Oct. 30, 1999
3. Mike Hart	44 Penn State, Sept. 22, 2007
4. Mike Hart	43 at Illinois, Oct. 16, 2004
5. Ron Johnson	42 Northwestern, Nov. 4, 1967
6. Mike Hart	41 Minnesota, Oct. 9, 2004
7. Butch Woolfolk	39 at Michigan State, Oct. 10, 1981
Ricky Powers	39 Notre Dame, Sept. 14, 1991

Season	Plays
1. Chris Perry	383 2003
2. Anthony Thomas	336 2000
3. Mike Hart	335 2006
4. Anthony Thomas	334 1999
6. T. Biakabutuka	308 1995
Mike Hart	308 2004
7. Jamie Morris	301 1987
8. Chris Perry	281 2002
9. Gordon Bell	280 1975
10. Lawrence Ricks	275 1982
11. Tony Boles	274 1988
12. Mike Hart	273 2007

Career	Plays
1. Mike Hart	1,082 2004-07
2. Anthony Thomas	1,012 1997-00
3. Jamie Morris	908 1984-87
4. Chris Perry	877 2000-03
5. Butch Woolfolk	756 1978-81
6. Tyrone Wheatley	739 1991-94
7. Billy Taylor	596 1969-71
8. Rob Lytle	571 1973-76
9. Lawrence Ricks	558 1979-82
10. Ricky Powers	552 1990-93
11. Gordon Bell	545 1973-75
12. Russell Davis	544 1975-78
13. Ed Shuttlesworth	534 1971-73
Clarence Williams	534 1995-98
15. Harlan Huckleby	519 1975-78




TSHIMANGA BIAKABUTUKA

Most Yards Gained

Game	Yards
1. Ron Johnson	347 Wisconsin, Nov. 16, 1968
2. Tshimanga Biakabutuka	313 Ohio State, Nov. 25, 1995
3. Ron Johnson	289 Navy, Oct. 7, 1967
4. Jon Vaughn	288 UCLA, Sept. 22, 1990
5. Mike Hart	257 at Illinois, Oct. 16, 2004
6. Butch Woolfolk	253 at Michigan State, Oct. 10, 1981

Season	Yards
1... Chris Perry	2,041 2003
2... Anthony Thomas	2,004 2000
3... T. Biakabutuka	1,868 1995
4... Jamie Morris	1,825 1987
5... Denard Robinson	1,702 2010
6... Mike Hart	1,692 2004
7... Mike Hart	1,687 2006
8... Ron Johnson	1,557 1968
9... Rob Lytle	1,550 1976
10.. Butch Woolfolk	1,514 1981
11.. Tyrone Wheatley	1,502 1992
12.. Jon Vaughn	1,487 1990
13.. Tony Boles	1,478 1988
14.. Gordon Bell	1,472 1975

Career	Yards
1... Mike Hart	5,624 2004-07
2... Anthony Thomas	5,273 1997-00
3... Jamie Morris	5,149 1984-87
4... Tyrone Wheatley	4,688 1991-94
5... Chris Perry	4,269 2000-03
6... Butch Woolfolk	4,126 1978-81
7... Rob Lytle	3,475 1973-76
8... Anthony Carter	3,289 1979-82
9... Billy Taylor	3,170 1969-71
10.. Gordon Bell	3,003 1973-75
11.. T. Biakabutuka	2,933 1993-95
12.. Lawrence Ricks	2,863 1979-82
13.. Ron Johnson	2,785 1966-68
14.. Harlan Huckleby	2,781 1975-78
15.. Russell Davis	2,776 1975-78



ANTHONY THOMAS


ALL-PURPOSE

Most Plays

Game	Plays
1. Chris Perry	53 at Michigan State, Nov. 1, 2003
2. Anthony Thomas	46 at Indiana, Oct. 30, 1999
3. Ron Johnson	44 Northwestern, Nov. 4, 1967
4. Mike Hart	43 at Illinois, Oct. 16, 2004
5. Mike Hart	41 Minnesota, Oct. 9, 2004
6. Tony Boles	40 Miami (Fla.), Sept. 17, 1988

Season	Plays
1. Chris Perry	383 2003
2. Anthony Thomas	345 1999
3. Anthony Thomas	336 2000
4. Mike Hart	335 2006
5. Jamie Morris	309 1987
T. Biakabutuka	309 1995
7. Mike Hart	308 2004
8. Gordon Bell	293 1975
9. Tony Boles	288 1988
10. Chris Perry	282 2002
11. Ron Johnson	278 1968
12. Lawrence Ricks	275 1982
13. Mike Hart	273 2007
14. Butch Woolfolk	262 1981

Career	Plays
1. Mike Hart	1,082 2004-07
2. Anthony Thomas	1,043 1997-00
3. Jamie Morris	960 1984-87
4. Chris Perry	882 2000-03
5. Tyrone Wheatley	771 1991-94
6. Butch Woolfolk	756 1978-81
7. Billy Taylor	605 1969-71
8. Rob Lytle	579 1973-76
9. Clarence Williams	564 1995-98
10. Gordon Bell	561 1973-75
Lawrence Ricks	561 1979-82
12. Ron Johnson	554 1966-68
13. Ricky Powers	553 1990-93
14. Russell Davis	544 1975-78
15. Ed Shuttlesworth	534 1971-73



ANTHONY CARTER

Most Yards Gained


Game	Yards
1. Ron Johnson	387 Wisconsin, Nov. 16, 1968
2. Bennie McRae	383 Purdue, Oct. 21, 1961
3. Ron Johnson	346 Navy, Oct. 7, 67
4. Tshimanga Biakabutuka	326 Ohio State, Nov. 25, 1995
5. Tyrone Wheatley	318 Notre Dame, Sept. 11, 1993
6. Steve Breaston	315 vs. Texas (Rose Bowl), Jan. 1, 2005
Martavious Odoms	315 vs. Illinois, Oct. 4, 2008

Season	Yards
1. Chris Perry	2,041 2003
2. Anthony Thomas	2,004 2000
3. Jamie Morris	1,972 1987
4. T. Biakabutuka	1,881 1995
5. Desmond Howard	1,859 1991
6. Tony Boles	1,816 1988
7. Tyrone Wheatley	1,784 1992
8. Gordon Bell	1,714 1975
9. Ron Johnson	1,704 1968
10. Jamie Morris	1,693 1986
11. Mike Hart	1,692 2004
12. Mike Hart	1,687 2006
13. Ron Johnson	1,682 1967


Career	Yards
1. Jamie Morris	6,201 1984-87
2. Anthony Thomas	6,000 1997-00
3. Anthony Carter	5,799 1979-82
4. Mike Hart	5,624 2004-07
5. Steve Breaston	5,609 2003-06
6. Tyrone Wheatley	5,358 1991-94
7. Chris Perry	4,364 2000-03
8. Butch Woolfolk	4,126 1978-81
9. Desmond Howard	3,943 1989-91
10. Rob Lytle	3,615 1973-76
11. Mercury Hayes	3,511 1992-95
12. Ron Johnson	3,472 1966-68
13. Billy Taylor	3,360 1969-71
14. Gordon Bell	3,335 1973-75
15. Amani Toomer	3,311 1992-95

MICHIGAN FOOTBALL


PUNTING




CHUCK ORTMANN



MONTE ROBBINS



ADAM FINLEY



ZOLTAN MESKO

Most Punts

Game	Punts
1. Chuck Ortman.....	24 at Ohio State, Nov. 25, 1950
2. Tom Harmon.....	12 Pennsylvania, Oct. 26, 1940
Zoltan Mesko.....	12 Ohio State, Nov. 17, 2007
4. Bill Billings.....	11 Michigan State, Sept. 29, 1951
Stan Kemp.....	11 at Michigan State, Oct. 8, 1966
Jason Vinson.....	11 Ohio State, Nov. 22, 1997
7. 7 times, last Eddie Azcona.....	10 vs. Washington, Jan. 1, 1992

Season	Punts
1. Zoltan Mesko.....	80.....2008
2. Hayden Epstein.....	71.....2001
3. Zoltan Mesko.....	70.....2007
4. Adam Finley.....	69.....2002
5. Bill Billings.....	66.....1951
Mark Werner.....	66.....1968
7. Adam Finley.....	64.....2004
8. Monte Robbins.....	62.....1984
9. Barry Dotzauer.....	60.....1971
10. Jason Vinson.....	57.....1997
11. Jason Vinson.....	56.....1998
John Anderson.....	56.....1977
Don Bracken.....	56.....1980

Career	Punts
1. Zoltan Mesko.....	252...2006-09
2. Don Bracken.....	203...1980-83
3. Monte Robbins.....	200...1984-87
4. Adam Finley.....	190...2001-04
5. John Anderson.....	180...1974-77
6. Barry Dotzauer.....	167...1971-73
Hayden Epstein.....	167...1998-01
8. Stan Kemp.....	146...1964-66
9. Chris Stapleton.....	132...1989-93
10. Mark Werner.....	120...1968-69

Highest Average Per Punt

Game (Min. 3 punts)	Average
1. Don Bracken.....	56.3 Northwestern, Oct. 24, 1981
2. Zoltan Mesko.....	53.8 at Iowa, Oct. 10, 2009
3. Darrell Harper.....	53.3 Oregon State, Oct. 10, 1959
4. Monte Robbins.....	52.3 at Michigan State, Oct. 10, 1987
5. Monte Robbins.....	52.0 Washington, Sept. 15, 1984

Season (Min. 30 punts)

1. Zoltan Mesko	44.46	2009
2. Will Hagerup	43.64	2010
3. Monte Robbins	43.63	1984
3. Monte Robbins	43.62	1986
4. Monte Robbins	43.51	1987
5. Don Bracken	43.34	1981
6. Adam Finley	43.00	2004
7. Zoltan Mesko	42.95	2008
8. Don Bracken	42.67	1980
9. Adam Finley	42.20	2002
10. Zoltan Mesko	41.58	2006
11. Paul Staroba	41.48	1970
12. Chris Stapleton	41.47	1993
13. John Anderson	41.47	1976
14. Zoltan Mesko	41.09	2007
15. John Anderson	40.52	1977
16. Hayden Epstein	40.44	2000
17. Monte Robbins	40.35	1985

Career (Min. 75 punts)

1. Monte Robbins	42.8	1984-87
2. Zoltan Mesko	42.5	2006-09
3. Adam Finley	41.9	2001-04
4. Don Bracken	40.8	1980-83
5. Chris Stapleton	40.3	1989-93
6. Hayden Epstein	39.9	1998-01
7. John Anderson	39.5	1974-77
8. Barry Dotzauer	39.2	1971-73
9. Bob Wiese	39.0	1942-46
10. Wally Teninga	38.7	1945-49
11. Jason Vinson	38.7	1995-98
12. Mark Werner	37.9	1968-69

Most Yards Punting

Game	Yards
1. Chuck Ortman.....	723 at Ohio State, Nov. 25, 1950
2. Zoltan Mesko.....	551 Ohio State, Nov. 17, 2007
3. Tom Harmon.....	442 Pennsylvania, Oct. 26, 1940
4. Stan Kemp.....	440 at Michigan State, Oct. 8, 1966
5. Paul Staroba.....	401 Arizona, Sept. 19, 1970
6. Hayden Epstein.....	400 at UCLA, Sept. 16, 2000

Season	Yards
1. Zoltan Mesko.....	3,436.....2008
2. Adam Finley.....	2,909.....2002
3. Zoltan Mesko.....	2,876.....2007
4. Hayden Epstein.....	2,760.....2001
5. Adam Finley.....	2,751.....2004
6. Monte Robbins.....	2,705.....1984
7. Mark Werner.....	2,438.....1968
8. Barry Dotzauer.....	2,416.....1971
9. Don Bracken.....	2,389.....1980
10. Zoltan Mesko.....	2,312.....2009

Career	Yards
1. Zoltan Mesko.....	10,703...2006-09
2. Monte Robbins.....	8,562...1984-87
3. Don Bracken.....	8,273...1980-83
4. Adam Finley.....	7,953...2001-04
5. John Anderson.....	7,108...1974-77
6. Hayden Epstein.....	6,657...1998-01
7. Barry Dotzauer.....	6,554...1971-73
8. Stan Kemp.....	5,467...1964-66
9. Chris Stapleton.....	5,322...1989-93
10. Mark Werner.....	4,553...1968-69
11. Jason Vinson.....	4,376...1995-96

MICHIGAN FOOTBALL FIELD GOALS

Most Field Goals Scored


Game	Season
1. Mike Gillette.....5	1. Remy Hamilton.....25.....1994
Minnesota, Nov. 5, 1988	2. Remy Hamilton.....19.....1995
J.D. Carlson.....5	Garrett Rivas.....19.....2004
Illinois, Nov. 10, 1990	Garrett Rivas.....19.....2005
K.C. Lopata.....5	5. Remy Hamilton.....18.....1996
at Minnesota, Nov. 8, 2008	Mike Gillette.....18.....1988
4. J.D. Carlson.....4	7. Jay Feely.....17.....1998
at UCLA, Sept. 23, 1989	Garrett Rivas.....17.....2006
Bob Bergeron.....4	9. Mike Gillette.....16.....1985
Illinois, Oct. 27, 1984	J.D. Carlson.....16.....1990
Remy Hamilton.....4	11. Bob Bergeron.....15.....1983
Bob Wood.....4	12. Kraig Baker.....14.....1997
Stanford, Sept. 20, 1975	13. Bob Bergeron.....13.....1984
Remy Hamilton.....4	J.D. Carlson.....13.....1989
at Notre Dame, Sept. 10, 1994	Hayden Epstein.....13.....2001
Remy Hamilton.....4	
Michigan State, Oct. 8, 1994	
Remy Hamilton.....4	
at Illinois, Oct. 22, 1994	
Jeff Del Verne.....4	
Notre Dame, Sept. 4, 1999	
Garrett Rivas.....4	
at Notre Dame, Sept. 11, 2004	

Most Field Goals Attempted

Game	Season
1. Tim Killian.....5	1. Remy Hamilton.....30.....1994
Ohio State, Nov. 22, 1969	2. Mike Gillette.....27.....1988
Bob Wood.....5	Remy Hamilton.....27.....1995
Stanford, Sept. 20, 1975	4. J.D. Carlson.....26.....1990
Bob Bergeron.....5	Garrett Rivas.....26.....2005
Illinois, Oct. 27, 1984	6. Remy Hamilton.....24.....1996
Mike Gillette.....5	Garrett Rivas.....24.....2004
Miami (Fla.), Sept. 17, 1988	8. Mike Gillette.....23.....1985
Mike Gillette.....5	9. Jay Feely.....21.....1998
Minnesota, Nov. 5, 1988	10. Mike Lantry.....20.....1974
J.D. Carlson.....5	Hayden Epstein.....20.....2001
Illinois, Nov. 10, 1990	Garrett Rivas.....20.....2006
Remy Hamilton.....5	13. Kraig Baker.....19.....1997
at Notre Dame, Sept. 10, 1994	14. J.D. Carlson.....18.....1991
Remy Hamilton.....5	15. Ali Haji-Sheikh.....17.....1980
at Illinois, Oct. 22, 1994	Bob Bergeron.....17.....1983
Jeff Del Verne.....5	
Notre Dame, Sept. 4, 1999	
Garrett Rivas.....5	
at Purdue, Oct. 23, 2004	
K.C. Lopata.....5	
at Minnesota, Nov. 8, 2008	



HAYDEN EPSTEIN



REMY HAMILTON

Career
1. Garrett Rivas.....64.....2003-06
2. Remy Hamilton.....63.....1993-96
3. Mike Gillette.....57.....1985-88
4. J.D. Carlson.....39.....1989-91
5. Ali Haji-Sheikh.....31.....1979-82
6. Bob Bergeron.....29.....1981-84
7. Hayden Epstein.....26.....1998-01
8. Mike Lantry.....21.....1972-74
K.C. Lopata.....21.....2007-08
10. Jay Feely.....20.....1995-98
11. Bob Wood.....18.....1975-76
12. Peter Elezovic.....15.....1990-93
Kraig Baker.....15.....1994-97
Jeff Del Verne.....15.....1999-00
15. Dana Coin.....13.....1969-71

Highest Field Goal Percentage

Season (Min. 10 attempts)
1. J.D. Carlson.....92.9 (14) ...1989
2. K.C. Lopata.....91.7 (12) ...2007
3. Bob Bergeron.....88.2 (17) ...1983
4. Garrett Rivas.....85.0 (20) ...2006
5. Remy Hamilton.....83.3 (30) ...1994
6. Bob Bergeron.....81.3 (16) ...1984
7. Ali Haji-Sheikh.....80.0 (15) ...1982
Mike Gillette.....80.0 (15) ...1987
9. Garrett Rivas.....79.2 (24) ...2004
10. Jeff Del Verne.....78.6 (14) ...1999
11. Jay Feely.....77.3 (22) ...1998
12. Remy Hamilton.....75.0 (24) ...1996
Garrett Rivas.....75.0 (12) ...2003
14. Kraig Baker.....73.7 (19) ...1997
15. Jason Olesnavage.....73.3 (15) ...2009

Career (Min. 15 attempts)

1. Bob Bergeron.....82.9 (35) ...1981-84
2. Garrett Rivas.....78.0 (82) ...2003-06
3. K.C. Lopata.....77.8 (27) ...2007-08
4. Jay Feely.....76.9 (26) ...1995-98
5. Remy Hamilton.....76.8 (82) ...1993-96
6. Jeff Del Verne.....75.0 (20) ...1999-00
7. Mike Gillette.....70.4 (81) ...1985-88
8. Bob Wood.....69.2 (26) ...1975-76
9. J.D. Carlson.....68.4 (57) ...1989-91
10. Kraig Baker.....68.2 (22) ...1994-98
11. Pat Moons.....66.7 (18) ...1985-86
12. Hayden Epstein.....61.9 (42) ...1998-01
13. Ali Haji-Sheikh.....59.6 (52) ...1979-82
14. Peter Elezovic.....57.7 (26) ...1990-93

Consecutive FG Made

14 Remy Hamilton.....1996
9 K.C. Lopata.....2007

40-Yard Field Goals

Season
7 Ali Haji-Sheikh.....1982
6 Jay Feely.....1998
5 Remy Hamilton.....1996
5 J.D. Carlson.....1989
4 Mike Gillette.....1987
4 Mike Gillette.....1988
4 Bob Bergeron.....1983
4 Bob Bergeron.....1984
4 Hayden Epstein.....2001
4 Garrett Rivas.....2004
4 Jason Olesnavage.....2009

Career

13 Mike Gillette.....1985-88
13 Garrett Rivas.....2003-06
11 J.D. Carlson.....1989-91
11 Ali Haji-Sheikh.....1979-82
10 Remy Hamilton.....1993-96
8 Bob Bergeron.....1981-84
8 Hayden Epstein.....1998-01
7 Jay Feely.....1995-98
6 Bob Wood.....1975-76

50-Yard Field Goals

Career
4 Hayden Epstein.....1998-01
3 Bob Bergeron.....1987-84
2 Mike Gillette.....1985-88
2 J.D. Carlson.....1989-91
2 Mike Lantry.....1972-74
2 Jay Feely.....1995-98

Evolution of U-M's Longest Field Goals (Modern Era)

Yds	Kicker - Opponent (Date)
57	Hayden Epstein at Michigan State (Nov. 3, 2001)
56	Hayden Epstein at Michigan State (Oct. 9, 1999)
56	Mike Gillette at Ohio State (Nov. 19, 1988)
53	Mike Gillette vs. Iowa (Oct. 18, 1986)
52	Bob Bergeron vs. Washington (Sept. 15, 1984)
51	Mike Lantry vs. Stanford (Sept. 22, 1973)
50	Mike Lantry vs. Stanford (Sept. 22, 1973)
42	Dana Coin vs. Arizona (Sept. 19, 1970)
40	Tim Killian vs. Missouri (Oct. 4, 1969)
40	Doug Bickle vs. Iowa (Nov. 18, 1961)
38	Lou Baldacci at Illinois (Nov. 7, 1953)
20	Tom Harmon vs. Illinois (Oct. 19, 1940)
12	Tom Harmon at Chicago (Oct. 21, 1939)


MICHIGAN FOOTBALL KICK SCORING



ALI HAJI-SHEIKH



J.D. CARLSON



GARRETT RIVAS

Most Point-After-Touchdowns, No Misses

Game

1. Ali-Haji Sheikh.....10
Illinois, Nov. 7, 1981

Most Consecutive Point After Touchdowns

Career

1. J.D. Carlson..... 126 1988-91
2. Ali Haji-Sheikh 76 1979-82
3. Mike Gillette.....66 1985-88
4. Dana Coin.....55 1969-71
5. Hayden Epstein45 1998-01

Highest PAT Conversion Percentage

Season (Min. 25 attempts)

1. Dana Coin.....100.0 (55) ...1971
- J.D. Carlson..... 100.0 (52) ...1991
- J.D. Carlson..... 100.0 (47) ...1990
- Ali Haji-Sheikh ... 100.0 (41) ...1982
- Ali Haji-Sheikh ... 100.0 (35) ...1981
- Rick Sygar 100.0 (32) ...1966
- Hayden Epstein .. 100.0 (37) ...2001
- Mike Gillette 100.0 (26) ...1986
- Garrett Rivas98.0 (51) ...2003
- Gregg Willner ...97.9 (48).....1978
- Gregg Willner.....97.7 (43).....1973
- Jay Feely.....97.6 (41).....1998

Career (Min. 50 attempts)

1. J.D. Carlson.....98.6 (139)....1989-91
- Rick Sygar 98.1 (53)....1964-66
- Mike Gillette.....97.7 (133)....1985-88
- Ali Haji-Sheikh ...97.5 (120)....1979-82
- Dana Coin..... 97.2 (72)....1969-71
- Gregg Willner 96.9 (97)....1977-78
- Hayden Epstein.. 96.6 (88)....1998-01
- Peter Elezovic..... 95.8 (96)....1990-93
- Garrett Rivas.....94.7 (171)....2003-06
- Bob Wood.....94.6 (92)....1975-76
- Mike Lantry.....94.2 (120)....1972-74
- Remy Hamilton ...93.8 (97)....1993-96

Most Point-After-Touchdowns Scored


Game	Season	Career
1. Ali Haji-Sheikh..... 10 Illinois, Nov. 7, 1981	1. Dana Coin.....55 1971	1. Garrett Rivas..... 1622003-06
2. Jim Brieske.....9 Pittsburgh, Oct. 11, 1947	Bob Wood.....55 1976	2. J.D. Carlson..... 1371989-91
Dana Coin.....9	3. Jim Brieske.....52 1947	3. Mike Gillette 1301985-88
Iowa, Nov. 6, 1971	J.D. Carlson.....52 1991	4. Ali Haji-Sheikh 1171979-82
Bob Wood.....9	Peter Elezovic.....52 1992	5. Mike Lantry..... 1131972-74
Navy, Sept. 25, 1976	6. Garrett Rivas.....50 2003	6. Jim Brieske 1071942-47
Gregg Willner.....9	7. Gregg Willner.....47 1978	7. Gregg Willner 941977-78
Northwestern, Nov. 5, 1977	J.D. Carlson.....47 1990	8. Peter Elezovic.....921990-93
Mike Gillette.....9	9. Mike Lantry.....42 1973	9. Remy Hamilton.....911993-96
Illinois, Nov. 1, 1986	Gregg Willner42 1977	10. Bob Wood.....871975-76
	Garrett Rivas42 2006	
	12. Ali Haji-Sheikh41 1982	

Most Point-After-Touchdowns Attempted

Season	Career
1. Bob Wood.....57 1976	1. Garrett Rivas 1712003-06
Jim Brieske57 1947	2. J.D. Carlson..... 1391989-91
3. Dana Coin.....55 1971	3. Mike Gillette 1331985-88
Peter Elezovic.....55 1992	4. Jim Brieske 1201942-47
5. J.D. Carlson.....52 1991	Mike Lantry..... 1201972-74
6. Garrett Rivas.....51 2003	Ali Haji-Sheikh 1201979-82
7. Gregg Willner.....48 1978	7. Gregg Willner.....971977-78
8. J.D. Carlson.....47 1990	Remy Hamilton.....971993-96
9. Gregg Willner.....44 1977	9. Peter Elezovic.....961990-93
Garrett Rivas.....44 2006	10. Bob Wood.....921975-76
11. Mike Lantry.....43 1973	

Famous Michigan Field Goals (Since 1914)

Date	Qtr/Time	Opponent	Distance	Kicker	Result
Oct. 17, 1914	4th	at Michigan State	25	Splawn	Michigan wins, 3-0
Nov. 20, 1920	2nd	at Minnesota	30	Steketee	Michigan wins, 3-0
Oct. 29, 1921	2nd	at Illinois		Steketee	Michigan wins, 3-0
Oct. 21, 1922	1st	at Ohio State	11	Goebel	1st points scored in Ohio Stadium
Oct. 13, 1923	2nd	Vanderbilt	11	Blott	M wins 3-0, halts V and 21-g UB strk.
Oct. 24, 1925	2nd	at Illinois	15	Friedman	M wins 3-0 to avenge 1924 loss
Nov. 3, 1928	1st	Illinois	25	Gembis	1st Michigan field goal in 'M' Stadium
Nov. 17, 1928	N/A	Michigan State	21	Hughes	Michigan wins, 3-0
Nov. 19, 1932	2nd	at Minnesota	15	Newman	M wins 3-0 to become BT and Natl C.
Sept. 23, 1967	4th/0:11	Duke	27	Titas	Michigan wins, 10-7
Nov. 13, 1971	4th/0:26	at Purdue	25	Coin	Michigan wins, 20-17
Nov. 18, 1972	4th/1:00	Purdue	30	Lantry	Michigan wins, 9-6
Sept. 22, 1973	2nd/14:51	Stanford	50	Lantry	1st 50-yd FG in Michigan history
Sept. 20, 1975	4th/1:36	Stanford	42	Wood	Michigan ties, 19-19
Oct. 22, 1983	4th/0:08	Iowa	45	Bergeron	Michigan wins 16-13
Oct. 18, 1986	4th/0:00	Iowa	34	Gillette	M wins battle of unbeaten, 20-17
Sept. 23, 1989	4th/0:01	at UCLA	24	Carlson	Michigan wins, 24-23
Nov. 24, 1990	4th/0:00	at Ohio State	37	Carlson	M wins, 16-13 to tie for Big Ten title
Nov. 14, 1992	4th/0:16	Illinois	39	Elezovic	22-22 tie earns Rose Bowl berth
Sept. 10, 1994	4th/0:00	at Notre Dame	42	Hamilton	Michigan wins, 26-24
Aug. 31, 2002	4th/0:00	Washington	44	Brabbs	Michigan wins, 31-29
Oct. 10, 2003	4th, 0:47	at Minnesota	33	Rivas	U-M scores 31 points in 4th to win 38-35
Oct. 1, 2005	OT	at Michigan State	35	Rivas	U-M wins 34-31 in overtime



MIKE GILLETTE

MICHIGAN FOOTBALL TOTAL RETURNS

Most Returns		
Game	Season	Career
1. Steve Breaston 11 vs. Nebraska (Alamo), Dec. 28, 2005	1. Steve Breaston 54 2003	1. Steve Breaston 208 2003-06
2. Julius Curry 10 Utah, Sept. 21, 2002	2. Steve Breaston 52 2004	2. Anthony Carter 144 1979-82
3. Gil Chapman 8 Tulane, Sept. 30, 1972	Steve Breaston 52 2005	3. John Kolesar 80 1985-88
Brian Carpenter 8 Notre Dame, Sept. 19, 1981	4. Steve Breaston 50 2006	4. Tripp Welborne 76 1987-90
Todd Howard 8 vs. Tennessee, Jan. 1, 2002	5. Charles Woodson 44 1997	Mercury Hayes 76 1992-95
6. on 10 occasions	6. Jim Smith 40 1976	6. Gil Chapman 72 1972-74
Last: Martavious Odoms 7 vs. Mississippi St., Jan. 1, 2011	7. Anthony Carter 39 1980	7. Gene Derricotte 69 1944-48
	Evan Cooper 39 1983	Desmond Howard 69 1989-91
	Darryl Stonum 39 2009	Derrick Alexander 69 1989-93
	10. Anthony Carter 37 1979	Charles Woodson 69 1995-97
	11. Tripp Welborne 35 1989	11. Jim Smith 68 1973-76
	12. George Hoey 33 1968	
	Anthony Carter 33 1982	
	Desmond Howard 33 1991	

Highest Average Yards Per Return	
Game (Min. 3 returns)	Season (Min. 15 returns)
1. Tom Harmon 46.0 at California, Sept. 28, 1940	1. Seth Smith 26.00 1994
2. Desmond Howard 45.0 Michigan State, Oct. 13, 1990	2. Desmond Howard .. 24.30 1990
3. Dave Raimy 41.3 Ohio State, Nov. 25, 1961	3. Jamie Morris 21.33 1986
4. Thom Darden 40.3 UCLA, Sept. 25, 1971	4. Desmond Howard .. 21.03 1991
5. Terry Barr 37.7 Army, Oct. 8, 1955	5. Gene Derricotte 20.88 1947
Anthony Carter 37.7 at Notre Dame, Sept. 18, 1982	6. Jim Pace 20.13 1956
	7. Mercury Hayes 20.00 1994
	8. Todd Howard 19.54 2001
	9. Steve Breaston 19.27 2005


Most Yards Returned		
Game	Season	Career
1. Steve Breaston 223 vs. Texas (Rose Bowl), Jan. 1, 2005	1. Steve Breaston 1,002 2005	1. Steve Breaston 3,592 2003-06
2. Darryl Stonum 218 vs. Indiana, Sept. 26, 2009	2. Darryl Stonum 1,001 2009	2. Anthony Carter 2,510 1979-82
Steve Breaston 218 vs. Nebraska (Alamo), Dec. 28, 2005	3. Desmond Howard 981 2004	3. Desmond Howard 1,548 1989-91
4. Steve Breaston 185 vs. Minnesota, Oct. 8, 2005	4. Steve Breaston 810 2003	4. Darryl Stonum 1,538 2008-10
5. Tom Harmon 184 at California, Sept. 28, 1940	5. Steve Breaston 799 2006	5. Mercury Hayes 1,168 1992-95
	6. Desmond Howard 694 1991	6. Derrick Alexander 1,165 1989-93
	7. Anthony Carter 650 1979	7. Gil Chapman 1,104 1972-74
	8. Anthony Carter 630 1982	8. Jamie Morris 1,052 1984-87
	9. Anthony Carter 602 1981	9. John Kolesar 977 1985-88
	10. Jim Smith 601 1976	10. Gene Derricotte 951 1944-48

Career (Min. 40 returns)	
1. Desmond Howard .. 22.43 1989-91	
2. Jamie Morris 20.23 1984-87	
3. Anthony Carter 17.43 1979-82	
4. Tom Harmon 17.42 1938-40	
5. George Hoey 17.33 1967-68	
6. Ron Johnson 17.27 1966-68	
Steve Breaston 17.27 2003-06	
8. Derrick Alexander .. 16.88 1989-93	
9. Dave Raimy 16.48 1960-62	
10. Tony Branoff 16.22 1952-55	

Most Touchdowns Returned		
Game	Season	Career
1. Tom Harmon 2 at California, Sept. 28, 1940	1. Gene Derricotte 3 1947	1. Steve Breaston 5 2003-06
	2. 14 times 2 2003	2. Gene Derricotte 4 1944-48
	Last: Jeremy LeSueur	Dave Brown 4 1972-74
	Steve Breaston	Derrick Alexander 4 1989-93
		5. Tom Harmon 3 1938-40
		Gil Chapman 3 1972-74
		Desmond Howard 3 1989-91

Returns for Touchdowns (Since 1948)				
Yards ..	Type	Player	Opponent	Year
100	Kickoff Return	Seth Smith	Wisconsin	1994
99	Kickoff Return	Tyrone Wheatley	Houston	1992
99	Kickoff Return	Dennis Fitzgerald	at Michigan State	1960
95	Kickoff Return	Desmond Howard	Michigan State	1990
95	Kickoff Return	Steve Breaston	Minnesota	2005
94	Kickoff Return	Darryl Stonum	Notre Dame	2009
93	Punt Return	Desmond Howard	Ohio State	1991
93	Kickoff Return	Desmond Howard	at Boston College	1991
92	Interception	Ken Tureaud	UCLA	1961
92	Interception	Thom Darden	UCLA	1971
90	Kick Return	Dave Raimy	Ohio State	1961
88	Punt Return	David Brown	Colorado	1974
88	Interception	Ernest Shazor	Miami (Ohio)	2004
85	Kickoff Return	Tony Boles	Purdue	1989
84	Punt Return	Gilvanni Johnson	at Minnesota	1985
83	Punt Return	Darrell Harper	at Minnesota	1959
83	Punt Return	Gil Chapman	Oregon	1973
83	Punt Return	David Brown	Navy	1972
83	Fumble Recovery	Leon Hall	at Northwestern	2005
83	Punt Return	Steve Breaston	at Indiana	2006
82	Punt Return	Terry Barr	Army	1955
81	Interception	Mike Rotunno	Missouri	1955
80	Punt Return	Derrick Alexander	Michigan State	1992
79	Punt Return	Derrick Alexander	North Carolina St.	1993
78	Punt Return	Anthony Carter	Northwestern	1979
78	Punt Return	Charles Woodson	Ohio State	1997
78	Missed FG Return	Jeremy LeSueur	at Oregon	2003
76	Punt Return	Leon Hall	at Indiana	2004
75	Punt Return	Lowell Perry	Minnesota	1951
74	Punt Return	Steve Breaston	Illinois	2003
73	Kickoff Return	Gil Chapman	at Illinois	1972
72	Punt Return	Amani Toomer	at Illinois	1994
72	Punt Return	Anthony Carter	at Notre Dame	1982
70	Punt Return	Derrick Alexander	at Indiana	1992
69	Punt Return	Steve Breaston	Indiana	2003
68	Interception	David Brown	Minnesota	1972
67	Punt Return	Tom Hendricks	Michigan State	1954
67	Punt Return	Steve Breaston	Northwestern	2004
65	Punt Return	Jim Pace	Iowa	1957
64	Punt Return	Dick Sygar	Illinois	1966
62	Interception	Jerry Hartman	at Indiana	1968
60	Punt Return	George Hoey	at Illinois	1967
60	Interception	Thom Darden	Indiana	1971
60	Interception	Jerry Zuver	Michigan State	1976
60	Interception	Jeremy LeSueur	Indiana	2003
56	Interception	Mike Shatusky	Georgia	1957
56	Punt Return	Amani Toomer	at Indiana	1995
54	Interception	Keith Bostic	at Northwestern	1982
54	Punt Return	Dave Raimy	at Illinois	1961
54	Fumble Return	LaMarr Woodley	at Notre Dame	2006
53	Punt Return	David Brown	at Michigan State	1973
51	Punt Return	Barry Pierson	Wisconsin	1969
51	Interception	William Peterson	Eastern Michigan	1998
50	Interception	Mike Jolly	Texas A&M	1977
50	Interception	Lance Dottin	at Boston College	1991
50	Interception	Dan Parks	at Northwestern	1968
50	Interception	Julius Curry	at Ohio State	2000
49	Punt Return	Gil Chapman	Tulane	1972
48	Punt Return	Derrick Alexander	at Penn State	1993
46	Interception	Ian Gold	vs. Arkansas	1999
44	Interception	Marty Huff	at Duke	1968
43	Interception	Clarence Thompson	North Carolina St.	1993
43	Interception	Andre Weathers	Ohio State	1997
43	Punt Return	Marlin Jackson	at Wisconsin	2001
42	Interception	Gary Prahst	at Michigan State	1958
41	Punt Return	Marquise Walker	Indiana	2000
40	Interception	Bruce Elliott	at Illinois	1969
40	Interception	Tom Seaborn	Northwestern	1975
36	Interception	Chuck Winters	Miami (Ohio)	1995
34	Interception	Bennie McRae	Duke	1961
34	Interception	Jacob Stewart	at Minnesota	2003
33	Interception	Gary Prahst	at Northwestern	1958
32	Interception	Harry Allis	Indiana	1950
32	Interception	Randy Logan	Tulane	1972
32	Interception	Anthony Jordan	Eastern Michigan	1998
31	Punt Return	Marty Huff	Vanderbilt	1969
31	Interception	Prescott Burgess	at Notre Dame	2006
30	Interception	Dominic Tedesco	at Purdue	1977
29	Interception	Calvin O'Neal	Navy	1976
29	Punt Return	Anthony Williams	at Illinois	1995
27	Interception	Martin Davis	Maryland	1990
27	Interception	Garland Rivers	Wisconsin	1985
26	Punt Return	Ron Kramer	Michigan State	1954
26	Interception	James Whitley	vs. Arkansas	1999
25	Interception	Grant Mason	Iowa	2004
23	Punt Return	Harry Allis	Northwestern	1950
23	Interception	John Henderson	Northwestern	1963
23	Interception	Dave Devich	Northwestern	1975
22	Interception	Lance Dottin	Wisconsin	1989
19	Interception	Marlin Jackson	at Notre Dame	2002
17	Punt Return	Dwayne Ware	at Purdue	1990
17	Interception	Max Pollock	Central Michigan	2006
10	Punt Return	Dave Elliott	Virginia	1971
7	Punt Return	Dwayne Ware	Iowa	1990
5	Fumble Recovery	Lawrence Reid	San Diego State	2004
2	Fumble Recovery	Markus Curry	Purdue	2003
2	Punt Return	Brandon Graham	Delaware State	2009
1	Punt Return	Edward Hood	at Michigan State	1985
0	Fumble Recovery	Tony Branoff	Illinois	1952
0	Punt Return	Anton Molsen	at Ohio State	1950
0	Fumble Recovery	Dave Rather	at Northwestern	1971
0	Punt Return	Roy Manning	at Iowa	2001

KICKOFF RETURNS



DESMOND HOWARD



STEVE BREASTON



DARRYL STONUM



MARTAVIOUS ODOMS

Most Returns

Game	Returns
1. Todd Howard.....	8 vs. Tennessee, Jan. 1, 2002
2. Martavious Odoms.....7	vs. Illinois, Oct. 4, 2008
Darryl Stonum.....7	vs. Indiana, Sept. 26, 2009
Martavious Odoms.....7	vs. Mississippi St., Jan. 1, 2011
5. Jeremy LeSueur.....6	vs. Iowa, Oct. 26, 2002
Steve Breaston.....6	vs. Texas (Rose Bowl), Jan. 1, 2005
Darryl Stonum.....6	at Wisconsin, Nov. 14, 2009
Drew Dileo.....6	at Ohio State, Nov. 27, 2010
9. Nine Times.....5	Last: Darryl Stonum vs. Purdue, Nov. 7, 2009

Season	Returns
1. Darryl Stonum.....39.....2009	
2. Steve Breaston.....28.....2004	
3. Ron Johnson.....26.....1967	
Jeremy LeSueur.....26.....2002	
5. Steve Breaston.....23.....2005	
6. Todd Howard.....22.....2001	
7. Steve Breaston.....21.....2006	
8. Boubacar Cissoko.....20.....2008	
Martavious Odoms..20.....2008	
10. Anthony Carter.....19.....1979	
Seth Smith.....19.....1994	
12. Mercury Hayes.....18.....1995	
13. Desmond Howard.....17.....1990	
14. Jamie Morris.....16.....1984	
Mercury Hayes.....16.....1994	
Justin Fargas.....16.....1998	
Carlos Brown.....16.....2007	
17. Jim Smith.....15.....1976	
Anthony Carter.....15.....1980	
Anthony Carter.....15.....1981	
Jamie Morris.....15.....1986	
Desmond Howard.....15.....1991	

Career	Returns
1. Steve Breaston.....	81.....2003-06
2. Anthony Carter.....	63.....1979-82
3. Darryl Stonum.....62..2008-10	
4. Mercury Hayes.....	53.....1992-95
5. Jamie Morris.....	52.....1984-87
6. Desmond Howard.....	45.....1989-91
7. Ron Johnson.....	40.....1966-68
8. Jeremy LeSueur.....	35.....2000-03
9. Martavious Odoms....35..2008-10	
10. Tyrone Wheatley.....	31.....1991-94
Anthony Thomas.....	31.....1997-00
12. Clarence Williams.....	30.....1995-98
13. Derrick Alexander.....	27.....1989-93
Walter Cross.....	27.....1998-00

Highest Average Yards Per Kickoff Return

Game (Min. 2 returns)	Average Yards
1. Gil Chapman.....	62.5 at Illinois, Oct. 21, 1972
Seth Smith.....	62.5 Wisconsin, Oct. 29, 1994
3. Tony Boles.....	52.5 Purdue, Nov. 4, 1989
4. Anthony Carter.....	49.0 at Notre Dame, Sept. 20, 1980
5. Grant Mason.....	45.3 at Indiana, Oct. 2, 2004

Season (Min. 10 returns)

1. Dave Raimey.....	30.8.....1961
2. Desmond Howard....	29.6.....1990
3. Anthony Carter.....	28.5.....1980
4. Tony Boles.....	28.2.....1989
5. Steve Breaston.....	28.1.....2005
6. Derrick Alexander....	27.8.....1990
7. Desmond Howard....	27.5.....1991
8. Anthony Carter.....	27.1.....1981
9. Seth Smith.....	26.0.....1994
10. Anthony Carter.....	25.7.....1982
Darryl Stonum.....25.7...2009	

Career (Min. 20 returns)

1. Desmond Howard....	26.9 1989-91
2. Anthony Carter.....	26.3 1979-82
3. Tony Boles.....	25.6 1987-89
4. Darryl Stonum.....24.8..2008-10	
5. Gil Chapman.....	24.7 1972-74
6. Steve Breaston.....	24.6 2003-06
7. Dave Raimey.....	24.1 1960-62
8. Derrick Alexander....	23.4 1989-93
9. Anthony Thomas.....	23.2 1997-00
10. Walter Cross.....	22.1 1998-00
Jeremy LeSueur.....	22.1 2000-03
Martavious Odoms.....22.1..2008-10	

Most Kickoffs Returned for Touchdown

Season	Player	Opponent	Date
1. Desmond Howard....	1.....	1990	
Desmond Howard....	1.....	1991	
John Garrells.....	1.....	1906	
Tom Harmon.....	1.....	1940	
Chuck Ortmann.....	1.....	1949	
Dennis Fitzgerald....	1.....	1960	
Dave Raimey.....	1.....	1961	
Gil Chapman.....	1.....	1972	
Tony Boles.....	1.....	1989	
Tyrone Wheatley.....	1.....	1992	
Seth Smith.....	1.....	1994	
Steve Breaston.....	1.....	2005	
Darryl Stonum.....1.....2009			

Career

1. Desmond Howard....	2.....	1989-91
-----------------------	--------	---------

Most Yards Returned

Game	Yards
1. Steve Breaston.....	221 vs. Texas (Rose Bowl), Jan. 1, 2005
2. Darryl Stonum.....218	vs. Indiana, Sept. 26, 2009
3. Steve Breaston.....	186 Minnesota, Oct. 8, 2005
4. Martavious Odoms.....183	vs. Illinois, Oct. 4, 2008
5. Martavious Odoms.....163	vs. Mississippi St., Jan. 1, 2011
6. Darryl Stonum.....158	vs. Purdue, Nov. 7, 2009
7. Steve Breaston.....	146 vs. Nebraska (Alamo), Dec. 28, 2005
8. Grant Mason.....	136 at Indiana, Oct. 2, 2004
9. Desmond Howard.....	135 Michigan State, Oct. 13, 1990

Season	Yards
1. Darryl Stonum....1,001.....2009	
2. Steve Breaston.....	689.....2004
3. Steve Breaston.....	646.....2005
4. Jeremy LeSueur.....	583.....2002
5. Desmond Howard....	504.....1990
6. Ron Johnson.....	498.....1967
7. Seth Smith.....	472.....1994
8. Todd Howard.....	469.....2001
9. Steve Breaston.....	467.....2006
Boubacar Cissoko.....	467.....2008
11. Martavious Odoms 461.....2008	
12. Anthony Carter.....	427.....1980
13. Anthony Carter.....	413.....1979
14. Desmond Howard....	412.....1991
15. Anthony Carter.....	406.....1981

Career	Yards
1. Steve Breaston.....	1,993 ...2003-06
2. Anthony Carter.....	1,606 ...1979-82
3. Darryl Stonum.....1,538 .2008-10	
4. Desmond Howard....	1,211 ...1989-91
5. Jamie Morris.....	1,052 ...1984-87
6. Mercury Hayes.....	999 ...1992-95
7. Martavious Odoms...773 .2008-10	
8. Jeremy LeSueur.....	772 ...2000-03
9. Anthony Thomas.....	720 ...1997-99
10. Ron Johnson.....	687 ...1966-68
11. Tyrone Wheatley.....	673 ...1991-94
12. Gil Chapman.....	640 ...1972-74

Kickoff Returns for Touchdown (Since 1948)

Yards	Player	Opponent	Date
100.....	Seth Smith.....	Wisconsin.....	Oct. 29, 1994
99.....	Tyrone Wheatley.....	Houston.....	Sept. 26, 1992
99.....	Dennis Fitzgerald....	at Michigan State.....	Oct. 1, 1960
95.....	Desmond Howard.....	Michigan State.....	Oct. 13, 1990
95.....	Steve Breaston.....	Minnesota.....	Oct. 8, 2005
94.....	Darryl Stonum.....	Notre Dame.....	Sept. 12, 2009
93.....	Desmond Howard.....	at Boston College.....	Sept. 7, 1991
90.....	Dave Raimey.....	Ohio State.....	Nov. 25, 1961
85.....	Tony Boles.....	Purdue.....	Nov. 4, 1989
73.....	Gil Chapman.....	at Illinois.....	Oct. 21, 1972

MICHIGAN FOOTBALL

PUNT RETURNS

Most Returns

Game	Season	Career
1. Steve Breaston9 Wisconsin, Sept. 23, 2006	1. Steve Breaston.....452003	1. Steve Breaston.....1272003-06
2. Brian Carpenter8 Notre Dame, Sept. 19, 1981	2. Charles Woodson.....331997	2. Anthony Carter.....791979-82
Julius Curry.....8 Utah, Sept. 21, 2002	3. Tripp Welborne.....321989	3. Tripp Welborne.....671987-90
4. Tom Kuzma.....7 Iowa, Oct. 4, 1941	4. Evan Cooper311983	4. Gene Derricotte551944-48
Gil Chapman.....7 Tulane, Sept. 30, 1972	6. Steve Breaston.....292005	John Kolesar551985-88
Jim Smith7 at Ohio State, Nov. 20, 1976	Steve Breaston.....292006	6. Jim Smith.....511973-76
Anthony Carter7 vs. UCLA, Dec. 31, 1981	8. Mike Jolly.....281978	7. Dave Brown481972-74
Evan Cooper7 Northwestern, Oct. 15, 1983	Julius Curry282002	Julius Curry481999-02
Julius Curry.....7 Illinois, Sept. 29, 2001	Greg Mathews282007	9. Charles Woodson.....441995-97
Marquise Walker.....7 Purdue, Oct. 13, 2001	11. Ronald Bellamy272000	10. Wally Teninga431945-49
	12. Bruce Elliott261971	Amani Toomer431992-95
	Jim Smith.....261975	
	Derrick Alexander...261992	

Highest Average Yards Per Punt Return

Game (Min. 2 returns)	Season (Min. 15 returns)
1. George Hoey.....49.5 Navy, Oct. 5, 1968	1. Desmond Howard 15.71991
2. Darrell Harper.....48.0 at Minnesota, Oct. 24, 1959	2. Terry Barr14.81955
3. Terry Barr.....47.0 Army, Oct. 8, 1955	3. Tripp Welborne.....14.71990
4. Gil Chapman.....46.0 Oregon, Oct. 6, 1973	4. Derrick Alexander. 14.31992
5. Barry Pierson.....41.5 Missouri, Oct. 1, 1969	5. Anthony Carter.....14.21982
	6. Barry Pierson14.01969
	7. Gene Derricotte13.91946
	8. Steve Breaston.....13.82003
	9. Anthony Carter.....13.31979
	10. Jim Smith.....12.51976
	11. Steve Breaston.....12.32005

Career (Min. 30 returns)

1. George Hoey17.31967-68
2. Gene Derricotte13.71944-48
3. Derrick Alexander. 12.71989-93
4. Steve Breaston.....12.62003-06
5. Wally Teninga.....11.71945-49
6. Tripp Welborne.....11.51987-90
7. Rick Sygar11.31964-66
8. Anthony Carter.....11.21979-82
9. Dave Brown11.11972-74
10. Julius Curry11.01999-02

Most Yards Returned

Game	Season	Career
1. George Hoey.....140 at Minnesota, Oct. 28, 1967	1. Steve Breaston.....6192003	1. Steve Breaston.....1,5992003-06
2. Marquise Walker.....127 Purdue, Oct. 13, 2001	2. Tripp Welborne.....4551990	2. Anthony Carter.....9041979-82
3. Tripp Welborne.....117 at Indiana, Oct. 27, 1990	3. Gene Derricotte3961947	3. Tripp Welborne.....7731987-90
4. Steve Breaston.....116 Wisconsin, Sept. 23, 2006	4. Derrick Alexander..3711992	4. Gene Derricotte7511944-48
5. Steve Breaston112 Northwestern, Nov. 13, 2004	5. Steve Breaston.....3562005	5. George Hoey5371967-68
	6. Evan Cooper3441983	6. Derrick Alexander. 5341989-93
	7. Steve Breaston.....3322006	7. Dave Brown5311972-74
	8. Jim Smith.....3131976	8. Jim Smith.....5231973-76
	9. Julius Curry3022002	9. Julius Curry5221999-2002
	10. Charles Woodson...3011997	10. Wally Teninga.....5041945-49

Most Punts Returned for Touchdown

Season	Career
1. Gene Derricotte 3 1947	1. Gene Derricotte 4 1944-48
2. Rick Sygar 2 1966	Derrick Alexander 4 1989-93
Dwayne Ware 2 1990	Steve Breaston 4 2003-04
Derrick Alexander 2 1992	Dave Brown 3 1972-74
Derrick Alexander 2 1993	5. Rick Sygar 2 1964-66
Steve Breaston 2 2003	Gil Chapman 2 1972-74
	Anthony Carter 2 1979-82
	Dwayne Ware 2 1989-92
	Amani Toomer 2 1992-95


Punt Returns for Touchdown (Since 1948)

Yards	Player	Opponent	Date	Yards	Player	Opponent	Date
93	Desmond Howard	Ohio State	Nov. 23, 1991	64	Dick Sygar	Illinois	Nov. 5, 1966
88	David Brown	Colorado	Sept. 21, 1974	60	George Hoey	Illinois	Nov. 11, 1967
84	Gilvanni Johnson	at Minnesota	Nov. 16, 1985	57	Rick Sygar	Minnesota	Oct. 22, 1966
83	Darrell Harper	at Minnesota	Oct. 24, 1959	56	Amani Toomer	at Indiana	Oct. 21, 1995
83	Gil Chapman	Oregon	Oct. 6, 1973	54	Dave Raimey	at Illinois	Nov. 11, 1961
83	David Brown	Navy	Oct. 7, 1972	53	David Brown	at Michigan State	Oct. 13, 1973
83	Steve Breaston	at Indiana	Nov. 11, 2006	51	Barry Pierson	Wisconsin	Nov. 1, 1969
82	Terry Barr	Army	Oct. 8, 1955	49	Gil Chapman	Tulane	Sept. 30, 1972
80	Derrick Alexander	Michigan State	Oct. 10, 1992	48	Derrick Alexander	at Penn State	Oct. 16, 1993
79	Derrick Alexander	North Carolina State	Jan. 1, 1994	43	Marlin Jackson	at Wisconsin	Nov. 17, 2001
78	Anthony Carter	Northwestern	Sept. 8, 1979	41	Marquise Walker	Indiana	Oct. 14, 2000
78	Charles Woodson	Ohio State	Nov. 22, 1997	31	Marty Huff	Vanderbilt	Sept. 20, 1969
76	Leon Hall	at Indiana	Oct. 2, 2004	28	Anthony Williams	at Illinois	Sept. 2, 1995
75	Lowell Perry	Minnesota	Oct. 27, 1951	26	Ron Kramer	Michigan State	Nov. 13, 1954
74	Steve Breaston	Illinois	Oct. 18, 2003	23	Harry Allis	Northwestern	Nov. 18, 1950
73	Martavious Odoms	at Purdue	Nov. 1, 2008	17	Dwayne Ware	at Purdue	Nov. 3, 1990
72	Amani Toomer	at Illinois	Oct. 22, 1994	10	Dave Elliott	Virginia	Sept. 18, 1971
72	Anthony Carter	at Notre Dame	Sept. 18, 1982	7	Dwayne Ware	Iowa	Oct. 20, 1990
70	Derrick Alexander	at Indiana	Oct. 17, 1992	1	Edward Hood	at Michigan State	Oct. 12, 1985
69	Steve Breaston	Indiana	Sept. 27, 2003	2	Brandon Graham	Delaware State	Oct. 17, 2009
67	Tom Hendricks	Michigan State	Nov. 13, 1954	0	Anton Momsen	at Ohio State	Nov. 25, 1950
67	Steve Breaston	Northwestern	Nov. 13, 2004	0	Roy Manning	at Iowa	Oct. 27, 2000
65	Jim Pace	Iowa	Nov. 2, 1957				


MICHIGAN FOOTBALL TACKLES



CALVIN O'NEAL



STEVE MORRISON



RON SIMPKINS

Most Double Digit Tackle Games

Season (since 1965)

1. Ron Simpkins 10 1977
2. Ron Simpkins 9 1978
Mike Boren 9 1981
4. Tom Kee 8 1972
Calvin O'Neal 8 1976
Steve Morrison 8 1994
7. Calvin O'Neal 7 1975
Sam Sword 7 1998
Paul Girgash 7 1981
10. Dennis Morgan 6 1967
Mike Taylor 6 1971
Dave Devich 6 1975
Curtis Greer 6 1979
Ron Simpkins 6 1979
Andy Cannavino 6 1979
Andy Cannavino 6 1980
Mike Boren 6 1982
Andy Moeller 6 1986
Jarrett Irons 6 1995

Career (since 1970)

1. Ron Simpkins 25 ... 1976-79
2. Erick Anderson 19 ... 1988-91
Jarrett Irons 19 ... 1993-96
4. Mike Boren 17 ... 1980-83
5. Calvin O'Neal 16 ... 1974-76
Sam Sword 16 ... 1995-98
7. Andy Cannavino 15 ... 1977-80
Steve Morrison 15 ... 1990-94
9. Paul Girgash 14 ... 1979-82
Mike Mallory 14 ... 1982-85
11. Andy Moeller 12 ... 1983-86
12. Tom Kee 10 ... 1970-72

Most Tackles

Game (since 1966)

1. Calvin O'Neal 24
at Purdue, Nov. 6, 1976
2. Tom Stincic 23
at Ohio State, Nov. 23, 1968
Steve Morrison 23
Illinois, Nov. 14, 1992
4. Dennis Morgan 21
North Carolina, Oct. 1, 1966
5. Frank Nunley 20
Northwestern, Nov. 12, 1966
Ron Simpkins 20
Ohio State, Nov. 19, 1977

Season (since 1966)

1. Ron Simpkins 174 1977
2. Mike Boren 171 1982
3. Ron Simpkins 168 1978
Andy Cannavino 168 1980
5. Paul Girgash 157 1982
6. Calvin O'Neal 153 1976
7. Mike Boren 152 1981
8. Calvin O'Neal 151 1975
8. Andy Cannavino 151 1979
10. Ron Simpkins 150 1979

Career (since 1966)


1. Ron Simpkins 516 1976-79
2. Jarrett Irons 440 1993-96
3. Erick Anderson 428 1988-91
4. Paul Girgash 414 1979-82
5. Mike Mallory 396 1982-85
6. Andy Cannavino 385 1977-80
7. Calvin O'Neal 378 1974-76
8. Sam Sword 377 1995-98
9. Mike Boren 369 1980-83
10. Steve Morrison 360 1990-94
11. Greg Morton 336 1974-76
12. Andy Moeller 326 1983-86
13. Mike Taylor 316 1969-71
14. Curtis Greer 313 1976-79
15. Steve Strinko 297 1972-74



SAM SWORD




ERICK ANDERSON



JARRETT IRONS


TACKLES FOR LOSS



LARRY FOOTE



SHAWN CRABLE



GLEN STEELE



VICTOR HOBSON

Most Tackles For Loss

Game (since 1978)	
1. Larry Foote	7 (26) at Iowa, Oct. 27, 2001
2. Mark Messner	6 (26) Northwestern, Oct. 31, 1987
William Carr	6 (34) Minnesota, Oct. 28, 1995
Larry Foote	6 (15) at Washington, Sept. 8, 2001
5. Sam Sword	5 (15) Minnesota, Nov. 1, 1997
Shantee Orr	5 (28) at Michigan State, Nov. 3, 2001
Shawn Crable	5 (15) at Northwestern, Sept. 29, 2007
Brandon Graham	5 (42) Ohio State, Nov. 21, 2009
9. Obi Ezeh	4.5 (12) Illinois, Oct. 4, 2008
10. Curtis Greer	4 (21) Kansas, Sept. 22, 1979
Jeff Akers	4 (18) at Iowa, Oct. 19, 1985
Mike Hammerstein	4 (24) Notre Dame, Sept. 14, 1985
Mark Messner	4 (21) Minnesota, Nov. 5, 1988
Trent Zenkewicz	4 (24) at Ohio State, Nov. 19, 1994
Jason Horn	4 (25) at Boston College, Sept. 16, 1995
David Bowens	4 (21) at Minnesota, Oct. 26, 1996
Glen Steele	4 (15) Colorado, Sept. 13, 1997
Glen Steele	4 (15) at Purdue, Nov. 9, 1996
William Carr	4 (14) Penn State, Nov. 16, 1996
James Hall	4 (27) vs. Arkansas, Jan. 1, 1999
Eric Wilson	4 (15) vs. Auburn, Jan. 1, 2001
Ernest Shazor	4 (17) Minnesota, Oct. 9, 2004
LaMarr Woodley	4 (7) vs. Texas (Rose Bowl), Jan. 1, 2005
LaMarr Woodley	4 (12) Penn State, Oct. 15, 2005
Rondell Biggs	4 (12)

Vanderbilt, Sept. 2, 2006	David Harris	4 (25) at Ball State, Nov. 4, 2006
Shawn Crable	4 (16) Notre Dame, Sept. 15, 2007	
Brandon Graham	4 (28) at Wisconsin, Nov. 14, 2009	

Season (since 1978)	
1. Shawn Crable	28.52007
2. Mark Messner	261988
Larry Foote	262001
Brandon Graham	262009
5. Mike Hammerstein	231985
Curtis Greer	231979
7. William Carr	211995
8. Mark Messner	201987
Brandon Graham	202008
10. Jason Horn	181995
11. Victor Hobson	172002
12. LaMarr Woodley	16.52006
13. Henry Hill	161968
Trent Zenkewicz	161994
David Bowens	161996
James Hall	161998
LaMarr Woodley	162004
LaMarr Woodley	162005
David Harris	162006
20. Greg Morton	151975
Robert Thompson	151980
Robert Thompson	151982
Glen Steele	151996
William Carr	151996

Career (since 1978)

1. Mark Messner	70 ...1985-88
2. Brandon Graham	56 ...2006-09
3. LaMarr Woodley	52.5 ...2003-06
4. Curtis Greer	48 ...1976-79
5. Victor Hobson	47 ...1999-02
6. Glen Steele	45 ...1994-97
7. Larry Foote	44 ...1998-01
8. Shawn Crable	43 ...2004-07
9. James Hall	40 ...1996-99
10. Jason Horn	39 ...1992-95
William Carr	39 ...1993-96
Sam Sword	39 ...1995-98
13. Chris Hutchinson	38 ...1989-92
Robert Thompson	38 ...1979-82
15. Mike Hammerstein	37 ...1981-85
16. Henry Hill	35 ...1968-70
17. Trent Zenkewicz	34 ...1992-95
18. Greg Morton	33 ...1974-76
Dhani Jones	33 ...1996-99

Tackles for Loss Yards

Season (since 1978)

1. LaMarr Woodley	1312006
2. Brandon Graham	1272009
3. Jason Horn	1221995
4. Mark Messner	1201985
5. Mike Hammerstein	1121985
6. Curtis Greer	1071979
7. Chris Hutchinson	1031992
8. James Hall	1011998
9. Mark Messner	1001988
10. Brandon Graham	972008
11. Phil Seymour	911970
12. Larry Foote	902001
13. David Bowens	891996
14. Mike Evans	851989
Shawn Crable	852007
16. Mark Messner	841987

Career (since 1978)

1. Mark Messner	3761985-88
2. LaMarr Woodley	2862003-06
3. Brandon Graham	2812006-09
4. Jason Horn	2361992-95
5. Curtis Greer	2341976-79
6. Chris Hutchinson	2211989-92
James Hall	2211996-99
8. Glen Steele	1991995-97
9. Robert Thompson	1841979-82
10. Mike Hammerstein	1761981-85
11. Trent Zenkewicz	1701992-95
12. Ron Simpkins	1681976-79
13. Shawn Crable	1532004-07
14. Larry Foote	1501998-01
15. Mike Evans	1491988-91

MICHIGAN FOOTBALL

SACKS



MARK MESSNER holds nearly all of Michigan's records for sacks and tackles for loss.

Most Sacks

Game (since 1978)	
1. Mark Messner.....	5 (25) Northwestern, Oct. 31, 1987
2. Brandon Graham.....	3.5 (23) Notre Dame, Sept. 15, 2007
3. Robert Thompson.....	3 (21) UCLA, Sept. 25, 1982
Mike Hammerstein.....	3 (23) Wisconsin, Sept. 22, 1984
Mike Hammerstein.....	3 (22) Notre Dame, Sept. 14, 1985
Bobby Abrams.....	3 (20) Maryland, Sept. 30, 1989
Chris Hutchinson.....	3 (26) Maryland, Sept. 29, 1990
Brian Townsend.....	3 (21) Indiana, Oct. 19, 1991
Chris Hutchinson.....	3 (31) at Indiana, Oct. 17, 1992
Jason Horn.....	3 (22) at Boston College, Sept. 16, 1995
William Carr.....	3 (23) Minnesota, Oct. 28, 1995
David Bowens.....	3 (24) Illinois, Aug. 31, 1996
David Bowens.....	3 (20) at Minnesota, Oct. 26, 1996
Dan Rumishek.....	3 (23) at Penn State, Oct. 6, 2001
Larry Foote.....	3 (16) at Iowa, Oct. 27, 2001
Shantee Orr.....	3 (21) at Michigan State, Nov. 3, 2001
Shawn Crable.....	3 (10) Notre Dame, Sept. 15, 2007
Brandon Graham.....	3 (13) Wisconsin, Sept. 27, 2008
Brandon Graham.....	3 (22) Michigan State, Oct. 25, 2008

Season (since 1980)

1. David Bowens.....	12.....1996
LaMarr Woodley.....	12.....2006
2. Mark Messner.....	11.....1985
Chris Hutchinson.....	11.....1992
Jason Horn.....	11.....1995
James Hall.....	11.....1998
6. Brandon Graham.....	10.5.....2009
7. Mark Messner.....	10.....1987
Brandon Graham.....	10.....2008
9. Robert Thompson.....	9.....1980
Robert Thompson.....	9.....1982
Mike Hammerstein.....	9.....1985
12. Brandon Graham.....	8.5.....2007
13. Mark Messner.....	8.....1988
Mike Evans.....	8.....1990
Martin Davis.....	8.....1990
Sylvester Stanley.....	8.....1993
Glen Steele.....	8.....1995
19. Shawn Crable.....	7.5.....2007

Career (since 1980)

1. Mark Messner.....	36.....1985-88
2. Brandon Graham.....	29.5.....2006-09
3. James Hall.....	25.....1996-99
4. Chris Hutchinson.....	24.....1989-92
Jason Horn.....	24.....1992-95
Glen Steele.....	24.....1995-97
LaMarr Woodley.....	24.....2003-06
8. Tim Jamison.....	20.....2005-08
9. Robert Thompson.....	19.....1979-82
10. Mike Hammerstein.....	17.....1981-85
Mike Evans.....	17.....1988-91
12. Trent Zenkewicz.....	16.....1992-95
David Bowens.....	16.....1995-96
Shawn Crable.....	16.....2004-07
15. Sylvester Stanley.....	15.....1989-93

Most Sack Yardage

Season (since 1980)

1. LaMarr Woodley.....	119.....2006
2. Chris Hutchinson.....	99.....1992
3. Brandon Graham.....	98.....2009
4. Jason Horn.....	96.....1995
5. Mark Messner.....	92.....1985
6. James Hall.....	89.....1998
7. Mike Evans.....	85.....1989
8. David Bowens.....	79.....1996
9. Matt Dyson.....	72.....1992
10. Robert Thompson.....	66.....1982
11. Mark Messner.....	65.....1987
12. Mark Messner.....	64.....1986
Brandon Graham.....	64.....2008
14. Sylvester Stanley.....	58.....1993
15. LaMarr Woodley.....	57.....2005

Career (since 1980)

1. Mark Messner.....	273.....1985-88
2. LaMarr Woodley.....	224.....2003-06
3. Brandon Graham.....	222.....2006-09
4. James Hall.....	189.....1996-99
5. Chris Hutchinson.....	188.....1989-92
6. Jason Horn.....	184.....1992-95
7. Glen Steele.....	145.....1995-97
8. Mike Evans.....	138.....1988-91
9. Robert Thompson.....	129.....1979-82
10. David Bowens.....	117.....1995-96
11. Matt Dyson.....	114.....1991-94
Trent Zenkewicz.....	114.....1992-95
13. Shawn Crable.....	102.....2004-07
14. Mike Hammerstein.....	98.....1981-85
15. Sylvester Stanley.....	96.....1989-93

MICHIGAN FOOTBALL


FUMBLES FORCED

Most Fumbles Forced

Game	
1. Jerry Hartman.....	3 vs. Indiana, Oct. 21, 1967
2. Chuck Winters.....	2 vs. Penn State, Nov. 18, 1995
Garland Rivers.....	2 vs. Wisconsin, Sept. 22, 1984
Carlton Rose.....	2 vs. Purdue, Nov. 13, 1982
Calvin O'Neal.....	2 vs. Michigan State, Oct. 11, 1975
Mike Taylor.....	2 vs. Virginia, Sept. 18, 1971
Norman Heuer.....	2 vs. Western Michigan, Sept. 7, 2002

Season		
1. Mike Taylor	4	1971
LaMarr Woodley	4	2006
Shawn Crable	4	2007
4. Chuck Winters	3	1995
Henry Hill	3	1968
Tom Seabron	3	1977
LaMarr Woodley	3	2005
James Whitley	3	1999
Julius Curry	3	2000
Ian Gold	3	1999
Dave Elliot	3	1974
Victor Hobson	3	2000
Josh Williams	3	1999
Pete Newell	3	1969
Norman Heuer	3	2002
Roy Manning	3	2004
LaMarr Woodley	3	2004
Jerry Hartman	3	1967
Carlton Rose	3	1982
Brandon Graham	3	2007

Career		
1. LaMarr Woodley	10	2003-06
2. Brandon Graham	7	2006-09
3. Henry Hill	6	1968-70
Mike Taylor	6	1969-71
Shawn Crable	6	2004-07
6. Ernest Shazor	5	2002-04
Marlin Jackson	5	2001-04
8. Tom Seabron	4	1975-78
Jason Horn	4	1992-95
Dave Elliot	4	1971-74
Victor Hobson	4	1999-02
Jarrett Irons	4	1993-96
Mark Messner	4	1985-88
Carlton Rose	4	1980-83
Calvin O'Neal	4	1974-76
Josh Williams	4	1996-99
Cato June	4	1999-02
Pierre Woods	4	2002-05
Chuck Winters	4	1993-96
Jerry Hartman	4	1966-68
Julius Curry	4	1999-02
Stevie Brown	4	2006-09




BRANDON GRAHAM

FUMBLE RECOVERIES

Most Fumble Recoveries

Game	Season
1. Clarence Thompson.....2	1. Ron Simpkins 51977
vs. Colorado, Sept. 24, 1994	2. Butch Carpenter..... 41969
John Milligan.....2	Keith Bostic..... 41982
vs. Wisconsin, Oct. 3, 1987	Michael Keller 41971
Kevin Brooks.....2	Dominic Tedesco 41977
vs. Brigham Young, Dec. 21, 1984	Walt Williamson..... 41973
Cedric Coles.....2	LaMarr Woodley..... 42006
vs. Minnesota, Oct. 18, 1980	8. Clarence Thompson.. 31994
Michael Harden.....2	Brian Townsend..... 31991
vs. California, Sept. 29, 1979	Dennis Morgan..... 31967
Dominic Tedesco.....2	Dominic Tedesco 31976
vs. Michigan State, Oct. 8, 1977	Erick Anderson 31991
Dominic Tedesco.....2	Carlton Rose 31983
vs. Texas A&M, Oct. 1, 1977	Don Dufek..... 31975
Richard Koschalk.....2	Michael Harden..... 31979
vs. Baylor, Sept. 27, 1975	Norman Heuer..... 32000
Butch Carpenter.....2	Alan Branch..... 32006
vs. Purdue, Oct. 11, 1969	18. Julius Curry 22002
Frank Gusich.....2	Randy Logan 21972
vs. Michigan State, Oct. 18, 1969	Frank Gusich..... 21969
Michael Keller.....2	David Folkertsma..... 21986
vs. Minnesota, Oct. 23, 1971	Cato June..... 21999
Frederick Grambau.....2	Brandent Englemon .. 22005
vs. Indiana, Nov. 4, 1972	Leon Hall..... 22006
Cecil Pryor.....2	Donovan Warren..... 22007
vs. Illinois, Nov. 9, 1968	Brandon Graham 22007
Tom Stincic.....2	Stevie Brown 22007
vs. Duke, Sept. 23, 1967	Brandon Harrison 22008
Brandent Englemon.....2	Terrance Taylor 22008
vs. Northern Illinois, Sept. 3, 2005	Jonas Mouton22010
Cam Gordon.....2	Cam Gordon.....22010
at Purdue, Nov. 13, 2010	

Game	Season	Career
1. Ron Simpkins 7 ... 1976-79	1. Ron Simpkins 51977	1. Ron Simpkins 7 ... 1976-79
Mike Hammerstein.... 7 ... 1981-85	2. Butch Carpenter..... 41969	Mike Hammerstein.... 7 ... 1981-85
Dominic Tedesco 7 ... 1975-77	Keith Bostic..... 41982	Dominic Tedesco 7 ... 1975-77
4. Keith Bostic..... 6 ... 1979-82	Michael Keller 41971	4. Keith Bostic..... 6 ... 1979-82
Butch Carpenter..... 6 ... 1969-71	Dominic Tedesco 41977	Butch Carpenter..... 6 ... 1969-71
Brian Townsend..... 6 ... 1988-91	Walt Williamson..... 41973	Brian Townsend..... 6 ... 1988-91
7. Glen Steele..... 5 ... 1994-97	LaMarr Woodley..... 42006	7. Glen Steele..... 5 ... 1994-97
Mark Messner..... 5 ... 1985-88	8. Clarence Thompson.. 31994	Mark Messner..... 5 ... 1985-88
James Grant..... 5 ... 1986-89	Brian Townsend..... 31991	James Grant..... 5 ... 1986-89
Don Dufek..... 5 ... 1973-75	Dennis Morgan..... 31967	Don Dufek..... 5 ... 1973-75
Leon Hall..... 5 ... 2003-06	Dominic Tedesco 31976	Leon Hall..... 5 ... 2003-06
LaMarr Woodley..... 5 ... 2003-06	Erick Anderson 31991	LaMarr Woodley..... 5 ... 2003-06
13. T.J. Osman 4 ... 1987-90	Carlton Rose 31983	13. T.J. Osman 4 ... 1987-90
Mike Mallory..... 4 ... 1982-85	Don Dufek..... 31975	Mike Mallory..... 4 ... 1982-85
John Anderson 4 ... 1975-77	Michael Harden..... 31979	John Anderson 4 ... 1975-77
Frederick Grambau ... 4 ... 1969-72	Norman Heuer..... 32000	Frederick Grambau ... 4 ... 1969-72
Michael Keller 4 ... 1969-71	Alan Branch..... 32006	Michael Keller 4 ... 1969-71
Cecil Pryor..... 4 ... 1967-69	18. Julius Curry 22002	Cecil Pryor..... 4 ... 1967-69
Jarrett Irons..... 4 ... 1993-96	Randy Logan 21972	Jarrett Irons..... 4 ... 1993-96
John Milligan..... 4 ... 1987-90	Frank Gusich..... 21969	John Milligan..... 4 ... 1987-90
Robert Thompson 4 ... 1979-82	David Folkertsma..... 21986	Robert Thompson 4 ... 1979-82
Frank Gusich..... 4 ... 1969-71	Cato June..... 21999	Frank Gusich..... 4 ... 1969-71
Terrance Taylor 4 ... 2005-08	Brandent Englemon .. 22005	Terrance Taylor 4 ... 2005-08




LAMARR WOODLEY scooped up an Irish fumble and returned it 54 yards for a touchdown at Notre Dame on Sept. 16, 2006.

Most Fumble Return Yards

Game	Season	Career
1. Leon Hall 83	1. Leon Hall 832005	1. Leon Hall..... 82 ... 2003-05
at Northwestern, Oct. 29, 2005	2. Cam Gordon.....582010	2. Cam Gordon.....58 2010-
2. Cam Gordon.....58	3. LaMarr Woodley 542006	3. LaMarr Woodley..... 54 ... 2003-06
at Purdue, Nov. 13, 2010	4. Tommy Hendricks 331998	4. Tommy Hendricks 33 ... 1996-98
3. LaMarr Woodley 54	5. Corwin Brown 241992	5. Corwin Brown 24 ... 1989-92
at Notre Dame, Sept. 16, 2006	6. Shawn Lazarus..... 232001	6. Shawn Lazarus..... 23 ... 1999-01
4. Tommy Hendricks..... 33	Philip Brabbs 232002	Philip Brabbs 23 ... 2000-02
at Ohio State, Nov. 21, 1998	8. Charles Woodson..... 81995	8. Charles Woodson..... 8 ... 1995-96
5. Corwin Brown 24	Obi Ezeh82010	Obi Ezeh8 . 2007-10
at Indiana, Oct. 17, 1992	10. Steve Morrison 61992	10. Steve Morrison 6 ... 1990-94
5. Shawn Lazarus 23	Gannon Dudlar..... 61993	Gannon Dudlar..... 6 ... 1990-93
at Penn State, Oct. 6, 2001		
Philip Brabbs..... 23		
at Illinois, Sept. 28, 2002		

Game	Season	Career
1. Leon Hall 83	1. Leon Hall 832005	1. Leon Hall..... 82 ... 2003-05
2. Cam Gordon.....582010	2. Cam Gordon.....58 2010-	2. Cam Gordon.....58 2010-
3. LaMarr Woodley 54	3. LaMarr Woodley 542006	3. LaMarr Woodley..... 54 ... 2003-06
4. Tommy Hendricks 33	4. Tommy Hendricks 331998	4. Tommy Hendricks 33 ... 1996-98
5. Corwin Brown 24	5. Corwin Brown 241992	5. Corwin Brown 24 ... 1989-92
6. Shawn Lazarus..... 23	6. Shawn Lazarus..... 232001	6. Shawn Lazarus..... 23 ... 1999-01
Philip Brabbs 23	Philip Brabbs 232002	Philip Brabbs 23 ... 2000-02
8. Charles Woodson..... 8	8. Charles Woodson..... 81995	8. Charles Woodson..... 8 ... 1995-96
Obi Ezeh82010	Obi Ezeh82010	Obi Ezeh8 . 2007-10
10. Steve Morrison 6	10. Steve Morrison 61992	10. Steve Morrison 6 ... 1990-94
Gannon Dudlar..... 6	Gannon Dudlar..... 61993	Gannon Dudlar..... 6 ... 1990-93




LEON HALL set a school record with his 83-yard fumble return for a touchdown at Northwestern on Oct. 29, 2005.

INTERCEPTIONS

Most Interceptions

- | Game | Season | Career |
|---|--------------------------------|--------------------------------------|
| 1. 10 times, last, Andy Moeller.....3
at Wisconsin, Oct. 4, 1986 | 1. Tom Curtis.....10.....1968 | 1. Tom Curtis.....25....1967-69 |
| | 2. Chuck Lentz.....9.....1949 | 2. Charles Woodson.....18....1995-97 |
| | 3. Tom Curtis.....8.....1969 | 3. Wally Teninga.....13....1945-49 |
| | Charles Woodson.....8.....1997 | 4. Gene Derricotte.....12....1944-48 |
| | 5. Tom Curtis.....7.....1967 | Brad Cochran.....12....1982-85 |
| | Barry Pierson.....7.....1969 | Leon Hall.....12....2003-06 |
| | 7. Don Lund.....6.....1944 | 6. Rick Volk.....11....1964-66 |
| | Gene Derricotte.....6.....1946 | Thom Darden.....11....1969-71 |
| | Don Oldham.....6.....1951 | Vada Murray.....11....1988-90 |
| | Jerry Zuver.....6.....1976 | DeWayne Patmon.....11....1997-00 |
| | Tony Jackson.....6.....1981 | 10. Charlie Lentz.....10....1948-49 |
| | Ivan Hicks.....6.....1985 | Mike Jolly.....10....1976-79 |
| | Ty Law.....6.....1993 | Keith Bostic.....10....1979-82 |
| | Todd Howard.....6.....2000 | Evan Cooper.....10....1980-83 |
| | | Lance Dottin.....10....1988-91 |



TOM CURTIS ranks among the NCAA's all-time leaders with 25 career interceptions.

Most Return Yards

- | Game | Season | Career |
|--|----------------------------------|-------------------------------------|
| 1. Tom Harmon.....95
Iowa, Oct. 14, 1939 | 1. Tom Curtis.....182.....1968 | 1. Tom Curtis.....431....1967-69 |
| 2. Don Oldham.....92
Minnesota, Oct. 27, 1951 | 2. Thom Darden.....163.....1971 | 2. Thom Darden.....224....1969-71 |
| Ken Tureaud.....92 | 3. Tom Curtis.....156.....1969 | 3. Dave Brown.....202....1972-74 |
| UCLA, Sept. 30, 1961 | 4. Tony Jackson.....121.....1981 | 4. Don Oldham.....181....1950-52 |
| Thom Darden.....92 | 5. Don Oldham.....119.....1951 | 5. Bump Elliott.....174....1946-47 |
| UCLA, Sept. 25, 1971 | Keith Bostic.....119.....1982 | 6. Marcus Ray.....169....1995-98 |
| 5. Ernest Shazor.....88 | 7. Jerry Zuver.....110.....1976 | 7. Marty Huff.....159....1968-70 |
| Miami (Ohio), Sept. 4, 2004 | 8. Tony Branoff.....98.....1953 | 8. Mike Rotunno.....152....1954-56 |
| | 9. Tom Curtis.....93.....1967 | 9. Tom Harmon.....146....1938-40 |
| | 10. Ken Tureaud.....92.....1961 | 10. Tony Jackson.....141....1978-81 |
| | Ernest Shazor.....92.....2004 | |


Most Interception Returns for Touchdown

Season

1. Thom Darden.....2.....1971

Career

1. Thom Darden.....2.....1969-71
Lance Dottin.....2.....1988-91




One of the highlights of **CHARLES WOODSON's** 1997 Heisman Trophy season was this spectacular one-handed interception at Michigan State. Woodson is U-M's season leader in PBU's and ranks second in career picks and PBU's.

Interception Returns for Touchdown (Since 1948)

Yards	Player	Opponent	Date
92	Ken Tureaud	UCLA	Sept. 30, 1961
92	Thom Darden	UCLA	Sept. 25, 1971
88	Ernest Shazor	Miami (Ohio)	Sept. 4, 2004
81	Mike Rotunno	Missouri	Sept. 24, 1955
68	David Brown	Minnesota	Oct. 28, 1972
62	Jerry Hartman	at Indiana	Oct. 19, 1968
60	Thom Darden	Indiana	Oct. 30, 1971
60	Jerry Zuver	Michigan State	Oct. 9, 1976
60	Jeremy LeSueur	Indiana	Sept. 27, 2003
56	Mike Shatusky	Georgia	Oct. 5, 1957
54	Keith Bostic	at Northwestern	Oct. 23, 1982
51	William Peterson	Eastern Michigan	Sept. 19, 1998
50	Mike Jolly	Texas A&M	Oct. 1, 1977
50	Lance Dottin	at Duke	Sept. 7, 1991
50	Dan Parks	at Northwestern	Nov. 2, 1968
50	Julius Curry	at Ohio State	Nov. 18, 2000
46	Ian Gold	vs. Arkansas	Jan. 1, 1999
44	Marty Huff	at Duke	Sept. 28, 1968
43	Clarence Thompson	North Carolina St.	Jan. 1, 1994
43	Andre Weathers	Ohio State	Nov. 22, 1997
42	Gary Prahst	at Michigan State	Oct. 4, 1958
40	Bruce Elliott	at Illinois	Nov. 8, 1969
40	Tom Seabron	Northwestern	Oct. 18, 1975
40	Donovan Warren	at Iowa	Oct. 10, 2009
36	Chuck Winters	Miami (Ohio)	Sept. 30, 1995
34	Bennie McRae	Duke	Nov. 4, 1961
34	Jacob Stewart	at Minnesota	Oct. 10, 2003
33	Gary Prahst	at Northwestern	Oct. 18, 1958
31	Prescott Burgess	at Notre Dame	Sept. 16, 2006
32	Harry Allis	Indiana	Nov. 11, 1950
32	Randy Logan	Tulane	Sept. 30, 1972
32	Anthony Jordan	Eastern Michigan	Sept. 19, 1998
30	Dominic Tedesco	at Purdue	Nov. 12, 1977
29	Calvin O'Neal	Navy	Sept. 25, 1976
27	Martin Davis	Maryland	Sept. 29, 1990
27	Garland Rivers	Wisconsin	Oct. 5, 1985
26	James Whitley	vs. Arkansas	Jan. 1, 1999
25	Grant Mason	Iowa	Sept. 25, 2004
25	John Thompson	Wisconsin	Sept. 27, 2008
23	John Henderson	Northwestern	Nov. 2, 1963
23	Dave Devich	Northwestern	Oct. 18, 1975
22	Lance Dottin	Wisconsin	Oct. 7, 1989
19	Marlin Jackson	at Notre Dame	Sept. 14, 2002

MICHIGAN FOOTBALL PASS BREAKUPS




MARLIN JACKSON



MARION BODY



TODD HOWARD



TY LAW

Most Passes Broken Up

Game	Count
1. Marlin Jackson	6
Washington, Aug. 31, 2002	
2. Thom Darden	5
Purdue, Oct. 11, 1969	
James Whitley	5
at Penn State, Nov. 13, 1999	
Jamar Adams	5
Penn State, Sept. 22, 2007	
5. Marion Body	4
vs. UCLA, Jan. 1, 1983	
Charles Woodson	4
vs. Washington State, Jan. 1, 1998	
Todd Howard	4
vs. Purdue, Oct. 2, 1999	
Todd Howard	4
at Purdue, Oct. 7, 2000	
Todd Howard	4
at Michigan State, Nov. 3, 2001	
Leon Hall	4
at Illinois, Oct. 16, 2004	


Season	Count
1. Marlin Jackson	18
Leon Hall	18
2006	
2. Charles Woodson	15
1996	
4. Marion Body	14
1982	
Alfie Burch	14
1993	
Todd Howard	14
1999	
7. Todd Howard	13
2000	
Todd Howard	13
2001	
Jamar Adams	13
2007	
10. Jeremy LeSueur	12
2003	
Markus Curry	12
2003	
12. Woodrow Hankins	11
1996	
Donovan Warren	11
2009	
14. Thom Darden	10
1970	
Marion Body	10
1980	
Jerry Burgei	10
1982	
Leon Hall	10
2004	
Morgan Trent	10
2007	

Career	Count
1. Leon Hall	43
2003-06	
2. Todd Howard	41
1998-01	
3. Marlin Jackson	34
2001-04	
4. Charles Woodson	30
1995-97	
5. James Whitley	28
1997-00	
6. Jeremy LeSueur	27
2000-03	
7. Marion Body	26
1979-82	
8. Markus Curry	25
2001-04	
9. Jarrett Irons	24
1993-96	
Morgan Trent	24
2005-08	
11. Thom Darden	23
1969-71	
Donovan Warren	23
2007-09	
13. Jamar Adams	22
2004-07	
14. Ty Law	19
1992-94	
15. Dave Brown	18
1972-74	
Dwight Hicks	18
1974-77	
Larry Foote	18
1998-01	
18. Brad Cochran	17
1983-85	
Alfie Burch	17
1990-93	
20. Mike Taylor	16
1969-71	
Calvin O'Neal	16
1974-76	
Mike Harden	16
1977-79	

MICHIGAN FOOTBALL SCORING

Most Points Scored

Game	Season	Career
1. Ron Johnson 30 Wisconsin, Nov. 16, 1968	1. Desmond Howard. 1381991	1. Garrett Rivas 354 ...2003-06
2. Tom Harmon 28 at California, Sept. 28, 1940	2. Chris Perry 1202003	2. Anthony Thomas ... 336 ...1997-00
3. Tom Harmon 27 Iowa, Oct. 14, 1939	3. Tom Harmon 1171940	2. Tyrone Wheatley ... 324 ...1991-94
4. Garvie Craw 24 at Illinois, Nov. 8, 1969	4. Ron Johnson 1161968	4. Mike Gillette 307 ...1985-88
Fritz Seyferth 24 Minnesota, Oct. 24, 1970	5. Anthony Thomas ... 1142000	5. Remy Hamilton 280 ...1993-96
Ed Shuttlesworth 24 Minnesota, Oct. 28, 1972	6. Tom Harmon 1021939	6. Mike Hart 262 ...2004-07
Rob Lytle 24 Indiana, Oct. 25, 1975	Tyrone Wheatley ... 1021992	7. J.D. Carlson 254 ...1988-91
Desmond Howard 24 at Boston College, Sept. 7, 1991	Anthony Thomas ... 1021999	8. Anthony Carter 244 ...1979-82
Derrick Alexander 24 Minnesota, Oct. 24, 1992	9. Remy Hamilton 1011994	9. Chris Perry 240 ...2000-03
Chris Howard 24 UCLA, 9-28-96	10. Mike Gillette 971988	10. Tom Harmon 237 ...1938-40
Anthony Thomas 24 at Hawaii, 11-28-98	11. Rob Lytle 961976	11. Braylon Edwards ... 236 ...2001-04
Chris Perry 24 vs. Florida, Jan. 1, 2003	12. J.D. Carlson 951990	12. Desmond Howard. 222 ...1989-91
Chris Perry 24 Notre Dame, Sept. 13, 2003	13. Garrett Rivas 942004	13. Ali Haji-Sheikh 210 ...1979-82
	14. Garrett Rivas 932006	14. Rick Leach 204 ...1975-78
	15. Remy Hamilton 911995	15. Billy Taylor 194 ...1969-71
	Jay Feely 911998	16. Steve Smith 188 ...1980-83
	17. Jamie Morris 901987	17. Mike Lantry 176 ...1972-74
	Anthony Thomas 901998	18. Gordon Bell 174 ...1973-75
	Braylon Edwards 902004	Rob Lytle 174 ...1973-76
	Garrett Rivas 902005	Butch Woolfolk 174 ...1978-81
	21. Bob Timberlake 891964	
	22. Braylon Edwards 862003	



CHRIS HOWARD

Most Touchdowns Scored

Game	Season	Career
1. Ron Johnson 5 Wisconsin, Nov. 16, 1968	1. Desmond Howard ... 23 1991	1. Anthony Thomas 56 ...1997-00
2. Tom Harmon 4 Iowa, Oct. 14, 1939	2. Chris Perry 20 2003	2. Tyrone Wheatley 54 ...1991-94
Tom Harmon 4 at California, Sept. 28, 1940	3. Ron Johnson 19 1968	3. Mike Hart 43 ...2004-07
Garvie Craw 4 at Illinois, Nov. 8, 1969	Anthony Thomas 19 2000	4. Chris Perry 41 ...2000-03
Fritz Seyferth 4 Minnesota, Oct. 24, 1970	5. Tyrone Wheatley 17 1992	5. Anthony Carter 40 ...1979-82
Ed Shuttlesworth 4 Minnesota, Oct. 28, 1972	Anthony Thomas 17 1999	6. Braylon Edwards 39 ...2001-04
Rob Lytle 4 Indiana, Oct. 25, 1975	7. Tom Harmon 16 1940	7. Desmond Howard ... 37 ...1989-91
Desmond Howard 4 at Boston College, Sept. 7, 1991	Rob Lytle 16 1976	8. Rick Leach 34 ...1975-78
Derrick Alexander 4 Minnesota, Oct. 24, 1992	9. Jamie Morris 15 1987	9. Tom Harmon 33 ...1938-40
Chris Howard 4 UCLA, Sept. 28, 1996	Anthony Thomas 15 1998	10. Billy Taylor 32 ...1969-71
Anthony Thomas 4 at Hawaii, Nov. 28, 1998	Braylon Edwards 15 2004	11. Steve Smith 31 ...1980-83
Chris Perry 4 vs. Florida, Jan. 1, 2003	12. Tom Harmon 14 1939	12. Gordon Bell 29 ...1973-75
Chris Perry 4 Notre Dame, Sept. 13, 2003	Gordon Bell 14 1975	Rob Lytle 29 ...1973-76
	Anthony Carter 14 1980	Butch Woolfolk 29 ...1978-81
	Derrick Alexander 14 1992	15. Jamie Morris 28 ...1984-87
	Tyrone Wheatley 14 1993	16. Ron Johnson 27 ...1966-68
	Tyrone Wheatley 14 1994	17. Derrick Alexander 27 ...1989-93
	David Terrell 14 2000	
	Chris Perry 14 2002	
	Mike Hart 14 2006	
	Mike Hart 14 2007	
	Denard Robinson .. 14 2010	



TYRONE WHEATLEY

Individual Touchdown Records (Includes Pre-Modern Era Games)

Game	Season	Career
TD.. Name..... Opponent.....Date	TD..... Name..... Year	TD..... Name..... Years
7..... Al HerrNSTein.....Michigan Agriculture 1902	26..... Al HerrNSTein..... 1902	72..... Willie Heston..... 1901-04
6..... Al HerrNSTein.....Beloit..... 1901	23..... Desmond Howard..... 1991	56..... Anthony Thomas..... 1997-00
6..... Willie Heston Kalamazoo 1904	21..... Willie Heston..... 1904	54..... Tyrone Wheatley..... 1991-93
6..... Sam Davison.....Kentucky..... 1908	20..... Willie Heston..... 1901	43..... Mike Hart..... 2004-07
5..... Neil Snow.....Stanford..... 1901	20..... Chris Perry..... 2003	41..... Chris Perry..... 2000-03
5..... Al HerrNSTein.....Buffalo..... 1901	19..... Neil Snow..... 1901	40..... Anthony Carter..... 1979-82
5..... Al HerrNSTein.....Ohio State 1902	19..... Ron Johnson 1968	39..... Al HerrNSTein 1898-02
5..... Willie HestonBeloit..... 1903	19..... Anthony Thomas..... 2000	39..... Braylon Edwards..... 2001-04
5..... Tom HammondAlbion 1903	17..... Tyrone Wheatley..... 1992	37..... Desmond Howard..... 1989-91
5..... Herb Graver.....Ohio State..... 1903	17..... Anthony Thomas..... 1999	35..... John Curtis..... 1903-06
5..... Harry HammondKalamazoo 1904	16..... Willie Heston..... 1903	34..... Tom Hammond..... 1903-05
5..... John CurtisWest Virginia 1904	16..... Tom Harmon 1940	34..... Rick Leach 1975-78
5..... Fred NorcrossWest Virginia 1904	16..... Rob Lytle..... 1976	33..... Tom Harmon 1938-40
5..... Paul Magoffin.....Michigan Agriculture 1907		32..... Bill Taylor 1969-71
5..... Archie Weston.....Mt. Union 1917		31..... Steve Smith 1980-83
5..... Ron Johnson.....Wisconsin 1968		30..... John Maulbetsch..... 1914-16