



WTCC

FIA World Touring Car Championship

Rounds 1 & 2
Curitiba, Brazil
18 – 20 March 2011



Timing and Results by MST Systems Ltd

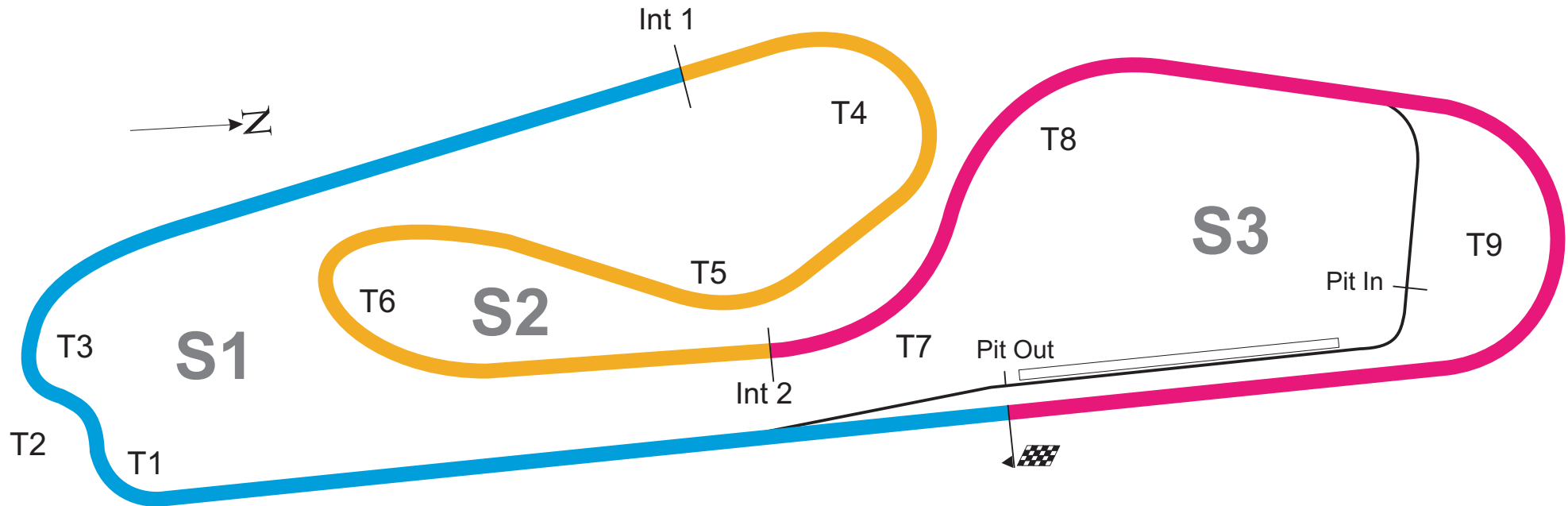
www.fiawtcc.com

www.mstworld.com



Version 2 - Amended 18/3/2011
 Curitiba, Brazil
 18 - 20th March 2011

—▲	Start Line
▣	Finish "Line"
Start Line Offset	0,0 m
Int 1 = @	1,240 Km
Int 2 = @	2,398 Km
Circuit Centerline	3,695 Km
Pit in @	3,121 Km
Pit out @	0,013 Km
Pit in to Pit out	0,403 Km
A lap by the Pits	3,510 Km
T = Turn Number	S = Sector



2011 FIA World Touring Car Championship
TEST SESSION 1

POS	NO	CLS	DRIVER	NAT	CAR	TIME	LAPS	GAP	KPH
1	18		Tiago MONTEIRO	PRT	SEAT Leon 2.0 TDI	1:24.360	13		157.68
2	8		Alain MENU	CHE	Chevrolet Cruze 1.6T	1:24.440	12	0.080	157.53
3	1		Yvan MULLER	FRA	Chevrolet Cruze 1.6T	1:24.446	15	0.086	157.52
4	12	Y	Franz ENGSTLER	DEU	BMW 320 TC	1:24.472	21	0.112	157.47
5	2		Robert HUFF	GBR	Chevrolet Cruze 1.6T	1:24.529	15	0.169	157.36
6	6		Carlos BUENO	BRA	Chevrolet Cruze 1.6T	1:24.592	17	0.232	157.24
7	15		Tom CORONEL	NLD	BMW 320 TC	1:24.689	22	0.329	157.06
8	7	Y	Fredy BARTH	CHE	SEAT Leon 2.0 TDI	1:24.899	12	0.539	156.68
9	4	Y	Aleksei DUDUKALO	RUS	SEAT Leon 2.0 TDI	1:25.023	18	0.663	156.45
10	30		Robert DAHLGREN	SWE	Volvo C30	1:25.036	21	0.676	156.42
11	74	Y	Pepe ORIOLA	ESP	SEAT Leon 2.0 TDI	1:25.265	19	0.905	156.00
12	11	Y	Kristian POULSEN	DNK	BMW 320 TC	1:25.304	15	0.944	155.93
13	17	Y	Michel NYKJAER	DNK	SEAT Leon 2.0 TDI	1:25.688	11	1.328	155.23
14	25	Y	Mehdi BENNANI	MAR	BMW 320 TC	1:26.304	8	1.944	154.13
15	9	Y	Darryl O'YOUNG	HKG	Chevrolet Lacetti	1:27.071	15	2.711	152.77
16	10	Y	Yukinori TANIGUCHI	JPN	Chevrolet Lacetti	1:27.492	14	3.132	152.03
17	21	Y	Fabio FABIANI	ITA	BMW 320si	1:31.777	16	7.417	144.93
18	65	Y	Marchy LEE	HKG	BMW 320 TC	1:32.219	4	7.859	144.24
19	3		Gabriele TARQUINI	ITA	SEAT Leon 2.0 TDI				N/A
20	20	Y	Javier VILLA	ESP	BMW 320 TC				N/A

Car 3, 1 lap into pits. Car 20, 2 laps into pits.

Weather/Track: Sun 24C/Dry 27C

Curitiba

Circuit Length = 3.6950 km.

Start: 10:35 End: 11:40

Race Director:	Steward:	Timekeeper:	Issued at:
----------------	----------	-------------	------------

2011 FIA World Touring Car Championship

Test Session 1 - Sector Analysis Report

Lap S1 Time S1 Spd S2 Time S2 Spd S3 Time S3 Spd Lap Time Pit Lap S1 Time S1 Spd S2 Time S2 Spd S3 Time S3 Spd Lap Time Pit

1 MULLER				FRA				Chevrolet Cruze 1.6T									
1	26:01.107	180.5	34.047	164.6			37:39.715	Pit	9	43.023	156.1	32.240	166.3	28.022	193.8	1:43.285	
2	37.198	176.8	33.168	151.6	28.462	195.2	1:38.828		10	27.688	177.0	32.924	137.2	1:02.584		2:03.196	Pit
3	28.601	187.3	30.539	165.3	26.859	196.3	1:25.999		11	39.539	174.0	31.706	165.8	26.830	196.7	1:38.075	
4	27.534	187.6	32.990	128.4	30.065	195.6	1:30.589		12	27.402	188.6	30.114	166.1	27.019	194.2	1:24.535	
5	27.388	189.3	31.288	153.1	9:25.195		10:23.871	Pit	13	27.618	187.6	30.184	164.3	26.868	192.5	1:24.670	
6	42.329	104.7	41.768	134.8	29.428	197.4	1:53.525		14	27.852	186.4	32.193	132.7			11:03.368	Pit
7	27.490	189.9	30.029	166.8	26.927	197.4	1:24.446		15	54.779	175.6	33.205	140.9	29.643	193.2	1:57.627	
8	27.521	189.3	30.701	150.8			12:13.443	Pit									

2 HUFF				GBR				Chevrolet Cruze 1.6T									
1	26:07.445	157.9	35.443	161.4			36:47.252	Pit	9	27.721	188.0	30.340	166.6	26.808	196.0	1:24.869	
2	41.851	147.1	41.340	138.2	34.717	185.5	1:57.908		10	29.007	187.3	32.149	153.5	7:19.535		8:20.691	Pit
3	34.978	121.1	38.308	124.4	7:20.774		8:34.060	Pit	11	41.859	167.1	36.234	160.9	27.665	196.0	1:45.758	
4	36.526	184.2	33.216	164.8	27.801	195.6	1:37.543		12	27.551	189.9	30.195	166.8	26.783	194.5	1:24.529	
5	27.785	188.0	30.387	165.8	26.884	196.0	1:25.056		13	28.091	187.0	31.679	158.9	8:17.281		9:17.051	Pit
6	27.633	188.6	30.472	165.6	27.083	196.0	1:25.188		14	50.586	117.8	37.665	153.1	28.519	195.6	1:56.770	
7	28.640	187.0	31.758	156.6	6:26.921		7:27.319	Pit	15	27.692	187.0	29.998	166.1	26.909	194.9	1:24.599	
8	36.814	183.3	35.799	158.4	29.795	194.5	1:42.408										

4 DUDUKALO				RUS				SEAT Leon 2.0 TDI				Y					
1	29:33.848		56.558	76.4	4:29.839		35:00.245	Pit	11	27.660	192.2	30.924	171.0	27.551	198.1	1:26.135	
2	40.562	178.5	35.821	157.7	3:51.160		5:07.543	Pit	12	27.914	193.3	30.830	171.5	27.223	196.7	1:25.967	
3	35.457	188.9	32.727	166.8	28.782	195.2	1:36.966		13	27.811	193.3	30.887	172.1			12:34.346	Pit
4	28.378	192.6	31.485	169.4	27.593	198.5	1:27.456		14	40.433	174.2	31.404	171.2	27.222	199.2	1:39.059	
5	28.272	192.6	30.971	169.7	27.663	197.8	1:26.906		15	27.588	193.6	30.451	172.1	26.984	198.8	1:25.023	
6			59.202	169.4		197.0	1:27.231		16	27.663	193.3	30.563	170.7	27.132	197.8	1:25.358	
7	27.762	192.2	31.555	168.6	27.672	197.4	1:26.989		17	27.938	192.6	31.830	154.2	7:09.964		8:09.732	Pit
8	27.837	192.2	31.316	170.2	27.485	198.1	1:26.638		18	35.992	192.2	31.142	168.4	28.612	201.1	1:35.746	
9	27.997	192.2	32.609	163.6	7:24.213		8:24.819	Pit									
10	39.137	188.6	31.495	170.7	27.685	200.7	1:38.317										

6 BUENO				BRA				Chevrolet Cruze 1.6T									
1	26:12.389	183.0	33.249	162.6	7:21.185		34:06.823	Pit	10	27.860	187.3	30.461	165.1	27.128	193.8	1:25.449	
2	41.408	194.6	31.156	171.8	27.757	192.8	1:40.321		11	29.714	125.1	41.067	117.8	33.016	194.5	1:43.797	
3	28.226	185.1	30.807	162.9	27.551	192.8	1:26.584		12	27.774	187.0	30.341	165.6	26.978	193.8	1:25.093	
4	27.955	187.0	30.402	165.8	27.398	194.9	1:25.755		13	32.543	143.5	38.993	105.6			12:26.900	Pit
5	27.820	187.6	30.373	166.3	28.301	192.1	1:26.494		14	43.971	138.9	32.151	168.9	26.775	194.9	1:42.897	
6	28.084	186.4	30.428	165.6	27.130	195.2	1:25.642		15	27.665	188.0	30.127	165.6	26.800	193.8	1:24.592	
7	34.886	136.0	44.517	150.0	8:47.777		10:07.180	Pit	16	33.021	109.9	40.262	129.1	27.951	192.5	1:41.234	
8	48.336	132.9	38.670	164.8	27.956	194.2	1:54.962		17	27.874	187.6	30.200	161.2			12:53.022	Pit
9	27.848	186.4	30.687	163.8	26.944	194.9	1:25.479										



Circuit Length - 3.695 kilometres
Autodromo Raul Boesel
Curitiba

2011 FIA World Touring Car Championship

Test Session 1 - Sector Analysis Report

Lap S1 Time S1 Spd S2 Time S2 Spd S3 Time S3 Spd Lap Time Pit Lap S1 Time S1 Spd S2 Time S2 Spd S3 Time S3 Spd Lap Time Pit

7 BARTH				CHE				SEAT Leon 2.0 TDI				Y			
1	27:22.114	137.2	36.483	150.4	5:31.524	33:30.121	Pit	8	27.564	193.9	30.162	171.5		12:21.581	Pit
2	35.732	187.6	31.873	164.1	29.487	194.5	1:37.092	9	31.219	192.9	30.498	170.7	27.223	200.0	1:28.940
3	28.241	190.6	31.116	167.8	27.849	196.7	1:27.206	10	27.947	193.3	30.419	169.9	27.097	198.8	1:25.463
4	27.678	192.6	30.360	169.7	27.414	198.8	1:25.452	11	27.722	192.9	30.273	170.7	27.027	199.2	1:25.022
5	27.769	193.9	30.347	169.9	27.984	199.2	1:26.100	12	27.534	192.9	30.200	171.2	27.165	198.1	1:24.899
6	27.612	193.3	30.403	168.9	28.165	199.6	1:26.180								
7	27.422	192.9	30.358	169.9	27.403	197.0	1:25.183								

8 MENU				CHE				Chevrolet Cruze 1.6T				Y				
1	26:09.291	162.6	35.350	162.6		40:35.960	Pit	8	27.739	188.0	30.533	164.8	26.981	194.9	1:25.253	
2	41.190	183.6	37.197	148.5	29.061	194.5	1:47.448	9	29.290	186.4	33.464	144.0	7:17.057		8:19.811	Pit
3	27.801	187.6	30.628	165.1	27.553	194.9	1:25.982	10	45.163	183.9	31.787	164.8	28.192	195.6	1:45.142	
4	27.646	188.3	30.291	165.6	27.089	194.5	1:25.026	11	27.632	187.6	30.194	166.1	26.903	194.5	1:24.729	
5	28.966	186.4	31.594	156.4		20:40.349	Pit	12	27.610	188.0	30.115	165.8	26.715	195.6	1:24.440	
6	49.185	183.9	32.846	162.4	27.739	194.5	1:49.770									
7	27.952	186.7	30.804	163.8	27.079	194.2	1:25.835									

9 O'YOUNG				HKG				Chevrolet Lacetti				Y			
1	27:56.222	169.7	37.755	152.9	5:18.018	33:51.995	Pit	9	35.597	183.6	33.358	112.2	30.871	193.2	1:39.826
2	37.327	175.6	34.080	161.7	30.729	190.1	1:42.136	10	30.873	146.9	33.126	156.6	29.564	188.8	1:33.563
3	29.601	181.1	31.931	162.6	30.486	181.8	1:32.018	11	28.686	183.6	31.467	162.9	28.341	189.8	1:28.494
4	28.904	184.8	32.446	163.6	28.861	191.4	1:30.211	12	28.478	182.3	31.194	161.9	28.020	192.1	1:27.692
5	28.396	183.9	31.744	162.4	29.471	188.1	1:29.611	13	6:07.734	180.5	32.650	160.5	28.802	190.8	7:09.186
6	29.070	182.6	31.531	161.9	28.754	191.8	1:29.355	14	28.534	181.4	31.121	160.5	27.610	191.1	1:27.265
7	28.437	182.0	31.578	161.4	28.064	192.5	1:28.079	15	28.257	181.4	30.898	161.7	27.916	192.1	1:27.071
8	28.417	183.0	31.660	161.9		29:13.962	Pit								

10 TANIGUCHI				JPN				Chevrolet Lacetti				Y			
1	27:35.931	164.8	39.052	136.2	4:09.064	32:24.047	Pit	9	38.155	184.2	32.671	163.6	28.469	193.8	1:39.295
2	39.197	179.1	35.335	157.5	32.129	189.8	1:46.661	10	28.981	181.1	32.468	156.8	28.472	193.8	1:29.921
3	30.101	185.1	33.437	161.4	30.110	191.1	1:33.648	11	28.379	187.3	31.537	164.6	29.899	194.2	1:29.815
4	31.202	124.4	34.051	163.3	29.879	192.1	1:35.132	12	28.669	180.0	31.432	165.1	28.271	194.9	1:28.372
5	29.208	184.8	33.925	163.1	29.557	193.5	1:32.690	13	28.294	187.3	31.477	163.8	27.721	193.5	1:27.492
6	29.025	185.1	32.467	163.6	28.947	193.8	1:30.439	14	28.200	187.0	31.034	164.3	35.284	135.5	1:34.518
7	29.104	184.2	32.383	162.9	28.767	191.1	1:30.254								
8	29.108	182.0	32.117	162.1	8:19.613	9:20.838	Pit								



Circuit Length - 3.695 kilometres
Autodromo Raul Boesel
Curitiba

2011 FIA World Touring Car Championship

Test Session 1 - Sector Analysis Report

Lap S1 Time S1 Spd S2 Time S2 Spd S3 Time S3 Spd Lap Time Pit Lap S1 Time S1 Spd S2 Time S2 Spd S3 Time S3 Spd Lap Time Pit

11 POULSEN						DNK			BMW 320 TC				Y		
1	33:45.124	138.6	35.024	150.4	33.641	190.8	34:53.789	9	27.740	195.7	30.609	172.9	27.724	201.4	1:26.073
2	30.118	183.3	34.975	158.2			13:40.956 Pit	10	27.695	193.9	30.404	173.4	27.205	202.6	1:25.304
3	35.913	159.1	34.098	161.2	31.434	196.0	1:41.445	11	27.366	195.0	30.733	172.3	27.401	201.4	1:25.500
4	28.389	192.9	30.398	171.5	28.420	198.5	1:27.207	12		33.088	131.1	39.460	98.6	8:24.141	9:36.689 Pit
5	27.950	193.9	1:02.764				14:31.855 Pit	13	33.997	191.6	30.952	172.1	27.554	201.4	1:32.503
6	36.956	188.0	30.576	172.3	27.679	201.1	1:35.211	14	27.657	194.3	30.774	170.7	27.705	200.7	1:26.136
7	27.716	194.3	31.385	172.6	28.280	198.8	1:27.381	15	27.907	192.6	30.500	172.3	27.818	201.1	1:26.225
8	27.835	195.7	30.917	171.0	27.851	200.3	1:26.603								

12 ENGSTLER						DEU			BMW 320 TC				Y		
1	33:11.199	185.7	33.545	157.5	4:55.952		38:40.696 Pit	12	27.617	194.6	30.553	171.0	27.410	198.5	1:25.580
2	37.437	190.2	31.629	168.6	28.808	197.4	1:37.874	13	27.620	194.6	41.210	144.2	28.692	200.3	1:37.522
3	28.106	193.6	30.829	170.2	27.418	201.1	1:26.353	14	30.744	132.2	43.005	83.3	6:42.761		7:56.510 Pit
4	27.504	194.3	30.506	172.1	27.040	200.3	1:25.050	15	35.365	192.9	30.900	170.4	27.376	200.0	1:33.641
5	27.744	191.9	30.305	172.3	27.174	198.8	1:25.223	16	27.808	194.3	30.104	172.1	26.978	198.8	1:24.890
6	27.831	191.9	30.353	171.2	27.585	199.6	1:25.769	17	27.487	193.9	30.079	171.8	27.020	198.1	1:24.586
7	27.992	192.9	30.473	170.7	1:02.278		2:00.743 Pit	18	27.542	194.3	30.053	171.0	27.243	179.4	1:24.838
8	38.267	169.9	35.462	120.7	8:22.689		9:36.418 Pit	19	32.566	150.4	39.843	93.9	6:43.771		7:56.180 Pit
9	36.961	184.5	32.770	169.9	28.316	199.2	1:38.047	20	35.549	191.6	32.268	170.4	28.484	200.0	1:36.301
10	28.067	192.2	30.315	171.5	27.612	199.2	1:25.994	21	27.236	193.9	30.074	170.7	27.162	189.1	1:24.472
11	27.722	193.6	30.366	171.2	27.330	198.1	1:25.418								

15 CORONEL						NLD			BMW 320 TC				Y		
1	26:53.845	152.9	34.682	146.5	32.591	192.8	28:01.118	13	27.867	195.7	30.311	169.7	27.521	201.1	1:25.699
2	32.702	164.3	34.153	145.2	6:20.611		7:27.466 Pit	14	29.937	167.1	33.031	150.2	3:28.518		4:31.486 Pit
3	43.477		3:00.884		7:25.802		11:10.163 Pit	15	35.751	177.6	32.360	169.7	28.381	201.1	1:36.492
4	35.499	192.6	31.455	170.4	28.553	199.6	1:35.507	16	27.458	196.0	29.740	172.6	27.693	198.1	1:24.891
5	28.195	195.0	30.611	172.1	27.837	200.3	1:26.643	17	27.372	195.7	30.353	171.8	27.424	196.7	1:25.149
6	27.750	196.0	31.161	171.8	27.722	200.0	1:26.633	18	30.050	151.8	36.007	143.7	8:02.861		9:08.918 Pit
7	27.462	194.6	30.591	172.6	27.767	198.8	1:25.820	19	36.708	173.4	33.514	166.6	28.288	200.7	1:38.510
8	27.641	195.3	30.059	172.9	27.323	200.7	1:25.023	20	28.367	167.3	33.052	170.4	27.402	201.4	1:28.821
9	28.978	160.7	32.053	119.2	54.537		1:55.568 Pit	21	27.363	194.3	30.069	171.8	27.574	200.3	1:25.006
10	39.337	178.5	34.794	132.4	3:58.309		5:12.440 Pit	22	27.359	194.3	30.250	169.9	27.306	201.1	1:24.915
11	34.463	193.6	30.604	172.3	27.944	199.6	1:33.011								
12	27.458	195.7	30.012	173.4	27.219	200.3	1:24.689								

17 NYKJAER						DNK			SEAT Leon 2.0 TDI				Y		
1	30:16.098	190.2	32.716	169.4	9:04.230		39:53.044 Pit	7	28.006	193.3	30.474	171.5	27.208	201.1	1:25.688
2	36.638	191.2	31.844	167.6	29.206	196.7	1:37.688	8	27.726	195.0	30.385	172.1	27.861	200.7	1:25.972
3	28.407	192.6	30.919	171.0	28.189	197.8	1:27.515	9	27.616	195.0	30.233	172.9	27.845	200.3	1:25.694
4	27.836	193.9	30.902	170.4	28.048	198.5	1:26.786	10	27.780	195.0	30.389	172.9	27.814	200.7	1:25.983
5	28.098	193.9	30.629	168.9			20:20.677 Pit	11	27.866	193.9	30.348	172.6	27.497	199.6	1:25.711
6	37.026	190.6	30.930	170.2	28.056	199.6	1:36.012								



Circuit Length - 3.695 kilometres
Autodromo Raul Boesel
Curitiba

2011 FIA World Touring Car Championship

Test Session 1 - Sector Analysis Report

Lap S1 Time S1 Spd S2 Time S2 Spd S3 Time S3 Spd Lap Time Pit Lap S1 Time S1 Spd S2 Time S2 Spd S3 Time S3 Spd Lap Time Pit

18 MONTEIRO

PRT

SEAT Leon 2.0 TDI

1	27:20.837	94.2	49.132	93.1	3:43.924	31:53.893	Pit	8	30.398	168.6	33.981	136.3	9:29.717	10:34.096	Pit
2	35.642	162.6	35.183	141.4	5:15.697	6:26.522	Pit	9	36.215	160.2	33.128	168.9	28.673	186.5	1:38.016
3	39.830	171.0	34.287	157.3	31.813	172.2	1:45.930	10	29.529	185.7	31.146	169.9	27.789	190.8	1:28.464
4	31.083	173.4	32.449	161.2	28.725	189.1	1:32.257	11	28.603	164.1	33.034	170.2	27.356	198.5	1:28.993
5	30.005	168.1	33.169	162.6	28.457	175.6	1:31.631	12	27.544	193.9	30.209	171.8	26.957	199.2	1:24.710
6	32.744	151.4	34.970	133.2	30.658	197.0	1:38.372	13	27.620	194.3	29.892	172.3	26.848	199.2	1:24.360
7	27.900		30.336	171.5	27.537	198.8	1:25.773								

20 VILLA

ESP

BMW 320 TC

Y

1						83:58.723	Pit								
---	--	--	--	--	--	-----------	-----	--	--	--	--	--	--	--	--

21 FABIANI

ITA

BMW 320Si

Y

1	36:20.868	162.1	40.329	138.6	34.275	186.2	37:35.472	10	30.332	183.0	33.780	157.0	30.749	188.1	1:34.861	
2	31.287	181.4	37.314	145.0	32.774	187.1	1:41.375	11	30.165	183.0	34.223	156.4	30.428	189.4	1:34.816	
3	30.621	183.0	36.827	156.8	31.271	188.4	1:38.719	12	29.477	184.8	33.673	155.3	30.280	190.8	1:33.430	
4	30.725	183.0	34.728	155.5	30.981	188.1	1:36.434	13	29.335	185.1	33.113	158.2	30.287	189.4	1:32.735	
5	30.270	183.6	34.288	155.3	30.835	188.4	1:35.393	14	29.464	185.1	32.723	158.4	29.848	188.8	1:32.035	
6	29.975		33.934	154.6			17:00.743	Pit	15	29.522	185.1	33.021	158.4	30.064	190.1	1:32.607
7	38.588	183.0	35.513	150.8	31.159	188.4	1:45.260	16	29.282	185.1	32.985	158.6	29.510	190.8	1:31.777	
8	30.191	183.9	34.272	151.2	31.481	188.4	1:35.944									
9	30.544	183.0	34.161	154.6	30.969	187.8	1:35.674									

25 BENNANI

MAR

BMW 320 TC

Y

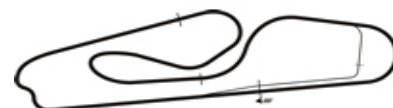
1	35:53.911	131.6	36.941	148.7	9:59.815	46:30.667	Pit	6	28.628	190.2	30.763	151.6			29:36.993	Pit
2	35.296	188.0	32.349	154.6	30.615	192.5	1:38.260	7	36.271	182.6	30.778	165.3	28.408	194.5	1:35.457	
3	29.388	188.3	31.729	166.8	28.797	193.2	1:29.914	8	28.040	191.2	30.316	166.6	27.948	200.3	1:26.304	
4	28.642	189.6	33.291	165.8	28.330	197.0	1:30.263									
5	28.167	190.9	30.910	167.6	28.775	196.3	1:27.852									

30 DAHLGREN

SWE

Volvo C30

1	27:08.264	183.3	31.854	162.6	7:08.193	34:48.311	Pit	12	27.845	189.6	30.376	165.8	27.144	197.8	1:25.365	
2	36.026	174.5	33.760	161.2	28.488	195.2	1:38.274	13	27.739	187.3	30.339	165.8	27.220	196.7	1:25.298	
3	28.536	186.1	32.232	164.6	27.796	196.7	1:28.564	14	28.100	187.0	30.463	165.8			12:16.325	Pit
4	27.829	188.0	30.666	165.3	27.548	197.8	1:26.043	15	35.903	183.9	34.827	149.1	29.037	199.2	1:39.767	
5	27.753	188.9	30.360	166.8	27.251	197.4	1:25.364	16	28.176	185.4	30.274	164.8	28.078	194.2	1:26.528	
6	27.754	188.0	30.365	165.3	27.820	192.1	1:25.939	17	27.957	186.1	30.303	167.1	27.477	192.1	1:25.737	
7	28.214	188.3	30.555	165.8	8:08.337		9:07.106	Pit	18	28.029	186.1	30.563	165.3	27.635	194.9	1:26.227
8	35.768	188.3	31.704	166.1	28.410	198.1	1:35.882	19	29.058	183.0	35.054	151.8	7:43.789		8:47.901	Pit
9	27.754	189.3	30.669	165.6	27.445	198.1	1:25.868	20	35.178	183.9	32.696	141.1	31.234	196.0	1:39.108	
10	27.802	187.6	30.151	167.3	27.099	198.1	1:25.052	21	28.300	185.1	30.531	164.8	27.497	195.6	1:26.328	
11	27.779	188.0	30.111	168.1	27.146	198.1	1:25.036									



Circuit Length - 3.695 kilometres
Autodromo Raul Boesel
Curitiba

2011 FIA World Touring Car Championship

Test Session 1 - Sector Analysis Report

Lap S1 Time S1 Spd S2 Time S2 Spd S3 Time S3 Spd Lap Time Pit Lap S1 Time S1 Spd S2 Time S2 Spd S3 Time S3 Spd Lap Time Pit

65 LEE						HKG			BMW 320 TC						Y	
1	38:49.800	154.4	37.219	121.5		52:59.561	Pit	4	29.898	192.2	32.227	167.1	30.094	195.2	1:32.219	
2	43.312	168.1	35.279	161.4	5:07.859	6:26.450	Pit									
3	41.992	143.1	35.163	156.1	31.310	192.5	1:48.465									

74 ORIOLA						ESP			SEAT Leon 2.0 TDI						Y	
1	28:46.245	186.4	34.716	155.5	4:28.313	33:49.274	Pit	11	27.705	192.9	30.555	172.1	27.744	201.1	1:26.004	
2	35.240	191.9	32.626	160.7	29.065	196.0	1:36.931	12	27.789	195.0	31.537	146.4	30.713	200.3	1:30.039	
3	28.291	192.2	31.310	168.4	28.532	198.1	1:28.133	13	27.728	195.3	30.627	172.1	27.577	201.1	1:25.932	
4	27.911	193.6	30.862	169.4	28.034	200.0	1:26.807	14	30.403	116.1	34.149	146.9			24:02.236	Pit
5	27.763	194.3	30.614	165.6	28.202	200.3	1:26.579	15	35.783	189.9	34.963	162.4	29.164	199.2	1:39.910	
6	27.455	195.0	41.203	163.8	28.645	199.2	1:37.303	16	27.615	193.6	30.378	171.0	27.373	201.1	1:25.366	
7	28.058	194.6	30.906	171.2	5:53.683	6:52.647	Pit	17	27.721	194.6	49.486	127.8	28.886	200.7	1:46.093	
8	35.495	191.2	32.216	167.6	28.596	199.6	1:36.307	18	27.602	194.6	30.255	170.2	27.408	200.7	1:25.265	
9	27.705	194.6	30.734	171.2	27.733	200.7	1:26.172	19	27.537	195.0	30.534	171.5	27.283	201.8	1:25.354	
10	27.768	194.3	30.617	171.8	27.809	200.7	1:26.194									



Circuit Length - 3.695 kilometres
Autodromo Raul Boesel
Curitiba

2011 FIA World Touring Car Championship Test Session 1 - Best Sector Speeds Report

SECTOR 1				SECTOR 2				SECTOR 3				
POS	NO	NAME	SPEED	LAP	NO	NAME	SPEED	LAP	NO	NAME	SPEED	LAP
1	15	CORONEL	196.0	6	11	POULSEN	173.4	10	11	POULSEN	202.6	10
2	11	POULSEN	195.7	8	15	CORONEL	173.4	12	74	ORIOLA	201.8	19
3	74	ORIOLA	195.3	13	17	NYKJAER	172.9	9	15	CORONEL	201.4	20
4	17	NYKJAER	195.0	8	12	ENGSTLER	172.3	5	4	DUDUKALO	201.1	18
5	6	BUENO	194.6	2	18	MONTEIRO	172.3	13	12	ENGSTLER	201.1	3
6	12	ENGSTLER	194.6	12	4	DUDUKALO	172.1	13	17	NYKJAER	201.1	7
7	18	MONTEIRO	194.3	13	74	ORIOLA	172.1	11	25	BENNANI	200.3	8
8	7	BARTH	193.9	5	6	BUENO	171.8	2	7	BARTH	200.0	9
9	4	DUDUKALO	193.6	15	7	BARTH	171.5	8	18	MONTEIRO	199.2	12
10	65	LEE	192.2	4	30	DAHLGREN	168.1	11	30	DAHLGREN	199.2	15
11	25	BENNANI	191.2	8	25	BENNANI	167.6	5	1	MULLER	197.4	6
12	1	MULLER	189.9	7	65	LEE	167.1	4	2	HUFF	196.0	5
13	2	HUFF	189.9	12	1	MULLER	166.8	7	8	MENU	195.6	10
14	30	DAHLGREN	189.6	12	2	HUFF	166.8	12	6	BUENO	195.2	6
15	8	MENU	188.3	4	8	MENU	166.1	11	65	LEE	195.2	4
16	10	TANIGUCHI	187.3	11	10	TANIGUCHI	165.1	12	10	TANIGUCHI	194.9	12
17	21	FABIANI	185.1	13	9	O'YOUNG	163.6	4	9	O'YOUNG	193.2	9
18	9	O'YOUNG	184.8	4	21	FABIANI	158.6	16	21	FABIANI	190.8	12



Circuit Length - 3.695 kilometres
Autodromo Raul Boesel
Curitiba

2011 FIA World Touring Car Championship Test Session 1 - Best Sector Times Report

POS	SECTOR 1			SECTOR 2			SECTOR 3			NO	NAME	IDEAL/BEST LAP COMPARISON			DIFF
	NO	TIME	LAP	NO	TIME	LAP	NO	TIME	LAP			IDEAL	BEST	LAP	
1	12	27.236	21	15	29.740	16	8	26.715	12	1	MULLER	1:24.247	1:24.446	7	+ 0.199
2	15	27.359	22	18	29.892	13	6	26.775	14	12	ENGSTLER	1:24.267	1:24.472	21	+ 0.205
3	11	27.366	11	2	29.998	15	2	26.783	12	18	MONTEIRO	1:24.284	1:24.360	13	+ 0.076
4	1	27.388	5	1	30.029	7	1	26.830	11	15	CORONEL	1:24.318	1:24.689	12	+ 0.371
5	7	27.422	7	12	30.053	18	18	26.848	13	2	HUFF	1:24.332	1:24.529	12	+ 0.197
6	74	27.455	6	30	30.111	11	12	26.978	16	8	MENU	1:24.440	1:24.440	12	+ 0.000
7	18	27.544	12	8	30.115	12	4	26.984	15	6	BUENO	1:24.567	1:24.592	15	+ 0.025
8	2	27.551	12	6	30.127	15	7	27.027	11	7	BARTH	1:24.611	1:24.899	12	+ 0.288
9	4	27.588	15	7	30.162	8	30	27.099	10	30	DAHLGREN	1:24.949	1:25.036	11	+ 0.087
10	8	27.610	12	17	30.233	9	11	27.205	10	11	POULSEN	1:24.969	1:25.304	10	+ 0.335
11	17	27.616	9	74	30.255	18	17	27.208	7	74	ORIOLA	1:24.993	1:25.265	18	+ 0.272
12	6	27.665	15	25	30.316	8	15	27.219	12	4	DUDUKALO	1:25.023	1:25.023	15	+ 0.000
13	30	27.739	13	11	30.398	4	74	27.283	19	17	NYKJAER	1:25.057	1:25.688	7	+ 0.631
14	25	28.040	8	4	30.451	15	9	27.610	14	25	BENNANI	1:26.304	1:26.304	8	+ 0.000
15	10	28.200	14	9	30.898	15	10	27.721	13	9	O'YOUNG	1:26.765	1:27.071	15	+ 0.306
16	9	28.257	15	10	31.034	14	25	27.948	8	10	TANIGUCHI	1:26.955	1:27.492	13	+ 0.537
17	21	29.282	16	65	32.227	4	21	29.510	16	21	FABIANI	1:31.515	1:31.777	16	+ 0.262
18	65	29.898	4	21	32.723	14	65	30.094	4	65	LEE	1:32.219	1:32.219	4	+ 0.000

'Perfect Lap' - 1:23.691



Circuit Length - 3.695 kilometres
Autodromo Raul Boesel
Curitiba

2011 FIA World Touring Car Championship
TEST SESSION 2

POS	NO	CLS	DRIVER	NAT	CAR	TIME	LAPS	GAP	KPH
1	15		Tom CORONEL	NLD	BMW 320 TC	1:23.090	14		160.09
2	2		Robert HUFF	GBR	Chevrolet Cruze 1.6T	1:23.713	15	0.623	158.90
3	1		Yvan MULLER	FRA	Chevrolet Cruze 1.6T	1:23.796	13	0.706	158.74
4	7	Y	Fredy BARTH	CHE	SEAT Leon 2.0 TDI	1:23.864	10	0.774	158.61
5	3		Gabriele TARQUINI	ITA	SEAT Leon 2.0 TDI	1:24.003	11	0.913	158.35
6	6		Carlos BUENO	BRA	Chevrolet Cruze 1.6T	1:24.338	11	1.248	157.72
7	11	Y	Kristian POULSEN	DNK	BMW 320 TC	1:24.369	14	1.279	157.66
8	12	Y	Franz ENGSTLER	DEU	BMW 320 TC	1:24.373	13	1.283	157.65
9	30		Robert DAHLGREN	SWE	Volvo C30	1:24.379	7	1.289	157.64
10	18		Tiago MONTEIRO	PRT	SEAT Leon 2.0 TDI	1:24.474	13	1.384	157.46
11	17	Y	Michel NYKJAER	DNK	SEAT Leon 2.0 TDI	1:24.678	12	1.588	157.08
12	8		Alain MENU	CHE	Chevrolet Cruze 1.6T	1:24.691	14	1.601	157.06
13	74	Y	Pepe ORIOLA	ESP	SEAT Leon 2.0 TDI	1:24.881	16	1.791	156.71
14	9	Y	Darryl O'YOUNG	HKG	Chevrolet Lacetti	1:25.230	12	2.140	156.07
15	25	Y	Mehdi BENNANI	MAR	BMW 320 TC	1:25.503	14	2.413	155.57
16	65	Y	Marchy LEE	HKG	BMW 320 TC	1:25.562	8	2.472	155.46
17	10	Y	Yukinori TANIGUCHI	JPN	Chevrolet Lacetti	1:26.745	12	3.655	153.34
18	21	Y	Fabio FABIANI	ITA	BMW 320si	1:31.591	10	8.501	145.23

Curitiba

Circuit Length = 3.6950 km.

Start: 13:50 End: 14:20

Weather/Track: Sun 27C/Dry 35C

Race Director:	Steward:	Timekeeper:	Issued at:
----------------	----------	-------------	------------

2011 FIA World Touring Car Championship

Test Session 2 - Sector Analysis Report

Lap	S1 Time	S1 Spd	S2 Time	S2 Spd	S3 Time	S3 Spd	Lap Time	Pit	Lap	S1 Time	S1 Spd	S2 Time	S2 Spd	S3 Time	S3 Spd	Lap Time	Pit
1 MULLER FRA Chevrolet Cruze 1.6T																	
1	11:26.498	169.1	32.590	163.6	28.544	194.2	12:27.632		8	27.637	189.9	30.340	167.3	27.147	194.5	1:25.124	
2	27.500	190.2	30.148	169.7	26.799	195.2	1:24.447		9	29.685	119.4	44.267	117.9	6:26.753		7:40.705	Pit
3	27.568	191.2	30.509	167.8	27.960	192.5	1:26.037		10	50.907	186.1	32.013	119.4	4:44.165		6:07.085	Pit
4	27.563	189.9	30.822	167.6	27.615	194.5	1:26.000		11	37.904	149.3	37.458	86.0	30.512	195.6	1:45.874	
5	27.782	189.9	30.291	168.1	27.014	193.5	1:25.087		12	27.248	190.6	30.045	167.3	26.503	196.3	1:23.796	
6	27.628	189.3	31.470	168.1	26.997	194.9	1:26.095		13	27.286	190.6	32.427	161.4	28.367	178.8	1:28.080	
7	27.637	190.6	30.352	167.3	26.827	194.5	1:24.816										
2 HUFF GBR Chevrolet Cruze 1.6T																	
1	11:33.048	171.8	34.455	140.0	28.755	195.2	12:36.258		9	28.652	191.6	31.454	147.3	2:06.225		3:06.331	Pit
2	27.717	191.2	30.141	169.9	29.733	194.9	1:27.591		10	32.893	190.6	30.790	166.8	27.248	197.0	1:30.931	
3	27.834	191.2	30.309	167.6	28.733	188.8	1:26.876		11	27.456	191.9	30.210	168.6	26.921	196.0	1:24.587	
4	28.094	191.2	30.303	169.9	27.179	195.2	1:25.576		12	27.497	191.6	30.170	169.9	6:17.369		7:15.036	Pit
5	27.677	191.6	30.167	168.6	26.786	197.0	1:24.630		13	42.480	172.1	37.130	155.7	27.496	197.4	1:47.106	
6	27.888	191.2	30.185	168.9	26.785	196.7	1:24.858		14	27.255	192.2	29.786	169.1	26.672	196.0	1:23.713	
7	27.471	191.9	30.133	169.4	26.832	197.0	1:24.436		15	27.336	191.6	29.993	169.1	26.763	196.0	1:24.092	
8	27.574	192.2	30.051	168.1	37.165	195.6	1:34.790										
3 TARQUINI ITA SEAT Leon 2.0 TDI																	
1	14:00.504	188.0	37.779	142.5	30.461	192.5	15:08.744		7	27.421	193.3	29.981	172.3	26.951	198.5	1:24.353	
2	30.044	188.6	33.530	167.6	29.185	192.1	1:32.759		8	43.681	160.0	33.760	168.1	1:27.173		2:44.614	Pit
3	32.055	140.5	33.662	168.6	27.716	196.3	1:33.433		9	34.483	190.9	31.803	168.9	27.787	199.2	1:34.073	
4	27.751	192.6	30.525	172.1	26.950	197.8	1:25.226		10	27.245	193.6	29.812	172.3	26.946	198.1	1:24.003	
5	28.539	135.7	39.136	132.2	9:09.987		10:17.662	Pit	11	27.300	194.3	35.330	133.7	34.740	143.2	1:37.370	
6	36.890	188.9	33.884	165.6	27.952	197.4	1:38.726										
6 BUENO BRA Chevrolet Cruze 1.6T																	
1	19:50.582	129.1	43.202	87.2	5:46.555		26:20.339	Pit	7	27.704	190.6	30.392	167.3	26.931	194.9	1:25.027	
2	51.859	122.6	45.799	138.6	28.281	197.4	2:05.939		8	27.643	190.9	30.364	167.1	27.031	194.5	1:25.038	
3	27.824	189.6	30.135	168.4	26.735	198.8	1:24.694		9	27.685	191.6	30.239	168.1	26.974	195.2	1:24.898	
4	27.294	193.9	30.243	167.3	26.801	196.0	1:24.338		10	27.695	190.9	30.356	167.6	26.904	195.6	1:24.955	
5	27.538	191.2	30.379	167.1	26.859	194.9	1:24.776		11	27.568	191.2	30.396	168.4	26.979	194.5	1:24.943	
6	27.681	189.3	30.319	167.1	26.878	195.6	1:24.878										
7 BARTH CHE SEAT Leon 2.0 TDI Y																	
1	12:36.472	114.7	39.752	116.4	36.284	145.1	13:52.508		7	33.735	193.3	30.172	170.7	27.000	198.5	1:30.907	
2	38.598	111.2	39.561	107.3			12:21.078	Pit	8	27.360	194.3	30.034	170.7	26.844	200.7	1:24.238	
3	34.313	191.9	30.522	169.9	27.680	197.4	1:32.515		9	27.238	194.6	29.865	172.6	26.761	198.8	1:23.864	
4	27.537	193.3	31.028	169.1	27.272	197.4	1:25.837		10	27.768	195.0	30.823	168.9	26.918	198.5	1:25.509	
5	27.587	193.6	30.203	170.2	27.036	197.0	1:24.826										
6	27.555	192.2	30.027	171.2	3:04.837		4:02.419	Pit									



Circuit Length - 3.695 kilometres
Autodromo Raul Boesel
Curitiba

2011 FIA World Touring Car Championship

Test Session 2 - Sector Analysis Report

Lap S1 Time S1 Spd S2 Time S2 Spd S3 Time S3 Spd Lap Time Pit Lap S1 Time S1 Spd S2 Time S2 Spd S3 Time S3 Spd Lap Time Pit

8 MENU							CHE		Chevrolet Cruze 1.6T								
1	12:37.632	160.2	32.700	167.3	28.425	195.2	13:38.757		9	28.063	190.2	30.285	169.9	27.070	197.4	1:25.418	
2	27.524	191.2	30.764	168.9	27.158	195.6	1:25.446		10	27.653	192.6	30.322	169.1	27.189	196.7	1:25.164	
3	29.876	187.6	32.061	163.6	4:54.500		5:56.437 Pit		11	27.461	192.6	30.183	169.9	27.343	197.8	1:24.987	
4	2:28.411	167.6	35.089	136.5	1:58.823		5:02.323 Pit		12	27.533	192.2	30.454	169.1	27.025	198.5	1:25.012	
5	34.724	189.3	30.680	168.9	27.391	197.0	1:32.795		13	27.726	192.6	30.337	169.4	27.046	196.0	1:25.109	
6	27.395	191.6	30.376	169.4	26.920	196.7	1:24.697		14	31.756	188.9	31.672	145.8	31.509	198.5	1:34.937	
7	27.535	190.9	30.311	170.2	26.862	196.0	1:24.708										
8	27.705	190.9	30.241	169.7	27.153	195.6	1:25.099										

9 O'YOUNG							HKG		Chevrolet Lacetti							Y	
1	16:16.492	181.1	40.049	161.7	29.220	191.1	17:25.761		8	27.892	185.7	30.763	162.9	27.101	192.1	1:25.756	
2	28.229	185.7	32.712	164.6	27.672	192.5	1:28.613		9	28.011	184.8	30.761	163.3	32.005	182.4	1:30.777	
3	27.961	185.7	31.014	162.9	27.303	191.1	1:26.278		10	34.048	164.8	38.777	135.7	2:38.021		3:50.846 Pit	
4	28.176	185.4	30.531	163.1	5:04.212		6:02.919 Pit		11	38.253	185.1	35.470	148.1	28.385	190.8	1:42.108	
5	38.902	180.8	33.595	160.7	28.722	191.8	1:41.219		12	28.058	185.7	30.409	164.1	28.007	192.8	1:26.474	
6	28.026	184.5	30.783	162.1	27.123	193.8	1:25.932										
7	27.825	185.1	30.320	164.6	27.085	191.4	1:25.230										

10 TANIGUCHI							JPN		Chevrolet Lacetti							Y	
1	17:16.135	184.8	33.690	161.9	30.042	186.8	18:19.867		8	28.375	186.7	31.052	165.3	28.492	193.5	1:27.919	
2	29.932	182.6	31.804	163.1	28.581	191.8	1:30.317		9	28.798	187.6	30.946	165.3	27.799	193.8	1:27.543	
3	28.764	185.7	31.688	164.3	28.563	192.8	1:29.015		10	28.584	187.3	31.268	164.1	27.435	193.8	1:27.287	
4	30.084	185.1	34.540	140.0	5:47.394		6:52.018 Pit		11	28.543	187.6	31.079	165.6	27.439	194.5	1:27.061	
5	38.029	183.9	33.576	163.8	29.339	193.5	1:40.944		12	28.227	187.3	31.116	164.1	28.017	194.2	1:27.360	
6	28.177	187.6	31.084	164.8	27.940	194.2	1:27.201										
7	28.283	187.0	30.836	165.3	27.626	195.2	1:26.745										

11 POULSEN							DNK		BMW 320 TC							Y	
1	11:56.492	172.9	33.563	169.4	28.818	196.3	12:58.873		9	27.252	196.4	29.944	174.2	27.173	201.8	1:24.369	
2	28.083	194.6	30.953	174.0	27.614	200.0	1:26.650		10	28.408	182.3	30.219	174.2	28.149	199.6	1:26.776	
3	27.949	196.0	30.264	174.5	28.181	199.6	1:26.394		11	27.489	196.7	30.391	171.8	27.730	199.2	1:25.610	
4	27.384	196.4	30.235	174.5	27.649	198.8	1:25.268		12	27.329	197.1	30.398	174.2	28.475	196.7	1:26.202	
5	27.524	196.0	30.225	174.0	27.295	199.6	1:25.044		13	28.353	195.3	30.335	175.3	27.198	202.6	1:25.886	
6	27.411	195.7	30.328	173.7	27.635	200.0	1:25.374		14	28.387	198.5	30.467	173.1	27.416	200.3	1:26.270	
7	27.584	196.0	30.038	175.1	9:06.260		10:03.882 Pit										
8	36.153	192.2	31.961	171.5	28.046	198.8	1:36.160										



Circuit Length - 3.695 kilometres
Autodromo Raul Boesel
Curitiba

2011 FIA World Touring Car Championship Test Session 2 - Sector Analysis Report

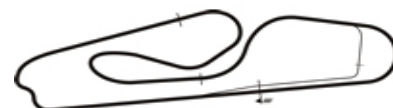
Lap	S1 Time	S1 Spd	S2 Time	S2 Spd	S3 Time	S3 Spd	Lap Time	Pit	Lap	S1 Time	S1 Spd	S2 Time	S2 Spd	S3 Time	S3 Spd	Lap Time	Pit
12 ENGSTLER DEU BMW 320 TC									Y								
1	14:55.490	191.6	30.888	171.0	27.103	197.4	15:53.481		8	27.311	195.0	30.294	171.8	27.061	197.8	1:24.666	
2	27.487	195.0	30.659	169.9	27.767	196.3	1:25.913		9	31.707	188.6	33.283	160.0	27.851	198.8	1:32.841	
3	27.651	193.9	30.267	171.2	27.240	197.4	1:25.158		10	27.337	195.7	30.255	171.0	27.151	192.5	1:24.743	
4	27.453	193.9	31.045	164.3	27.287	197.8	1:25.785		11	33.003	145.0	38.141	115.8	2:13.976		3:25.120	Pit
5	29.750	130.0	36.999	112.1	6:10.215		7:16.964	Pit	12	33.790	192.6	30.497	167.6	27.196	199.6	1:31.483	
6	39.381	187.0	31.792	169.7	27.219	199.6	1:38.392		13	27.263	195.0	29.912	172.3	27.198	195.2	1:24.373	
7	27.306	192.9	30.418	171.8	26.730	199.6	1:24.454										
15 CORONEL NLD BMW 320 TC																	
1	11:28.007	166.1	32.811	169.1	29.034	198.8	12:29.852		9	27.136	195.7	29.776	173.7	26.911	201.4	1:23.823	
2	27.711	194.6	30.272	173.1	27.247	199.6	1:25.230		10	27.219	196.7	29.879	174.2	27.532	194.2	1:24.630	
3	27.654	196.0	30.023	173.7	27.630	199.6	1:25.307		11	29.026	181.7	32.521	160.0	2:57.734		3:59.281	Pit
4	27.442	196.4	29.756	174.2	27.276	200.7	1:24.474		12	35.284	191.6	34.648	136.5	28.360	202.6	1:38.292	
5	27.786	196.4	29.945	174.0	4:12.707		5:10.438	Pit	13	26.995	197.4	29.510	174.8	26.585	203.7	1:23.090	
6	36.238	185.1	37.523		2:54.800		4:08.561	Pit	14	27.498	181.7	33.286	146.2	33.562	146.3	1:34.346	
7	34.753	194.3	31.015	150.2	27.923	201.4	1:33.691										
8	28.435	187.3	33.799	155.7	27.826	201.8	1:30.060										
17 NYKJAER DNK SEAT Leon 2.0 TDI									Y								
1	12:15.537	188.9	33.428	169.4	29.201	195.2	13:18.166		8	37.810	174.0	34.027	150.8	27.697	198.1	1:39.534	
2	28.925	192.2	30.800	173.1	27.868	196.0	1:27.593		9	27.492	193.3	30.230	171.2	27.062	197.8	1:24.784	
3	27.767	193.9	30.295	172.6	27.225	196.7	1:25.287		10	27.356	194.3	30.181	173.1	28.319	187.1	1:25.856	
4	27.647	193.3	30.374	172.1	27.084	197.8	1:25.105		11	27.826	193.9	30.124	171.8	27.130	197.0	1:25.080	
5	27.655	192.9	30.257	172.1	26.989	198.5	1:24.901		12	27.676	193.6	30.098	172.9	26.904	198.5	1:24.678	
6	27.701	193.6	30.199	172.3	27.033	197.4	1:24.933										
7	27.582	193.9	1:04.170		9:31.983		11:03.735	Pit									
18 MONTEIRO PRT SEAT Leon 2.0 TDI																	
1	12:11.220	162.6	34.274	157.0	28.910	193.5	13:14.404		8	27.569	193.9	30.294	171.8	26.826	196.0	1:24.689	
2	28.232	192.9	30.769	172.6	27.448	195.6	1:26.449		9	27.500	194.3	30.119	172.6	26.947	196.3	1:24.566	
3	27.785	192.6	30.461	172.1	27.192	195.2	1:25.438		10	28.123	191.2	30.736	155.3	3:11.708		4:10.567	Pit
4	27.592	192.9	30.270	172.1	27.160	195.6	1:25.022		11	34.834	189.9	31.395	160.0	27.554	196.7	1:33.783	
5	28.390	174.5	32.752	169.1	7:33.718		8:34.860	Pit	12	27.583	192.6	30.164	171.5	26.727	197.4	1:24.474	
6	49.308	187.0	31.335	171.8	27.711	197.4	1:48.354		13	27.474	195.0	30.407	172.3	26.968	195.6	1:24.849	
7	29.951	188.6	30.934	171.8	26.963	198.1	1:27.848										
21 FABIANI ITA BMW 320si									Y								
1							26:24.560	Pit	7	29.701	184.2	32.923	158.4	30.458	188.8	1:33.082	
2	40.902	177.0	36.020	148.3	31.877	184.6	1:48.799		8	29.236	186.4	34.640	158.2	30.380	187.8	1:34.256	
3	30.443	183.0	33.900	157.5	30.551	187.8	1:34.894		9	29.882	184.5	34.461	126.9	32.386	189.8	1:36.729	
4	34.735	184.5	33.421	153.1	31.261	187.5	1:39.417		10	29.174	186.1	32.606	159.1	29.811	189.4	1:31.591	
5	29.812	184.8	33.532	158.9	30.020	188.1	1:33.364										
6	29.767	184.5	33.128	158.6	30.512	186.5	1:33.407										



Circuit Length - 3.695 kilometres
Autodromo Raul Boesel
Curitiba

2011 FIA World Touring Car Championship Test Session 2 - Sector Analysis Report

Lap	S1 Time	S1 Spd	S2 Time	S2 Spd	S3 Time	S3 Spd	Lap Time	Pit	Lap	S1 Time	S1 Spd	S2 Time	S2 Spd	S3 Time	S3 Spd	Lap Time	Pit
25 BENNANI MAR BMW 320 TC Y																	
1	13:19.060	187.3	33.602	161.9	29.962	191.4	14:22.624		9	27.955	191.9	30.207	170.4	27.689	196.0	1:25.851	
2	28.550	190.6	31.642	165.6	29.646	196.7	1:29.838		10	27.637	192.9	30.055	171.0	28.612	196.3	1:26.304	
3	27.746	193.6	30.886	168.1	29.416	185.5	1:28.048		11	27.669	191.6	30.506	169.4	28.021	194.9	1:26.196	
4	28.285	192.9	30.336	170.4	28.050	195.2	1:26.671		12	27.835	192.2	30.205	171.0	27.605	196.7	1:25.645	
5	27.866	192.2	30.181	171.0	27.515	197.4	1:25.562		13	27.531	191.9	30.279	170.4	27.693	196.3	1:25.503	
6	27.947	191.6	30.542	170.4	28.008	197.0	1:26.497		14	27.750	191.6	30.312	170.2	27.698	196.7	1:25.760	
7	29.898	173.4	36.702	130.8	4:59.315		6:05.915	Pit									
8	36.994	161.2	37.666	108.1	36.075	195.6	1:50.735										
30 DAHLGREN SWE Volvo C30																	
1	28:28.169	187.3	32.584	146.2	29.051	194.9	29:29.804		5	35.672	188.0	31.144	166.3	27.641	194.9	1:34.457	
2	27.629	189.3	29.979	167.6	26.771	193.8	1:24.379		6	27.647	189.9	30.274	166.6	26.835	195.2	1:24.756	
3	27.670	189.9	30.022	167.3	26.905	193.8	1:24.597		7	28.886	183.6	30.644	168.1	27.143	194.9	1:26.673	
4	29.029	187.6	31.363	166.6	3:08.056		4:08.448	Pit									
65 LEE HKG BMW 320 TC Y																	
1	18:58.417	190.2	32.740	168.4	29.088	195.2	20:00.245		6	27.845	193.9	30.272	172.3	27.445	195.6	1:25.562	
2	28.625	193.6	30.759	171.8	27.983	198.8	1:27.367		7	29.592	195.3	29.911	173.1	27.068	199.6	1:26.571	
3	2:04.530	146.9	36.210	129.9	2:36.028		5:16.768	Pit	8	27.222	196.4	30.307	172.3	34.425	130.1	1:31.954	
4	35.688	191.6	32.364	168.4	30.111	196.3	1:38.163										
5	28.327	194.6	30.715	171.2	27.584	200.0	1:26.626										
74 ORIOLA ESP SEAT Leon 2.0 TDI Y																	
1	13:53.080	187.6	33.169	164.8	28.610	197.8	14:54.859		10	27.716	194.3	30.410	172.6	27.188	198.1	1:25.314	
2	27.903	193.3	31.420	171.8	27.770	197.8	1:27.093		11	27.754	193.9	30.405	172.1	26.984	199.2	1:25.143	
3	27.898	192.9	30.538	171.8	27.329	197.4	1:25.765		12	27.485	195.0	33.303	151.4	29.113	199.2	1:29.901	
4	27.862	192.6	30.501	172.1	27.304	199.6	1:25.667		13	27.882	194.3	30.536	172.6	27.353	198.8	1:25.771	
5	27.610	193.6	32.961	164.8	28.346	197.8	1:28.917		14	27.563	194.6	30.689	171.0	27.285	200.0	1:25.537	
6	27.795	192.9	30.338	172.9	27.776	198.1	1:25.909		15	27.716	195.0	30.402	171.8	27.829	199.2	1:25.947	
7	27.931	193.3	33.563	85.0	4:26.727		5:28.221	Pit	16	27.457	193.6	30.643	172.6	27.353	199.2	1:25.453	
8	37.765	174.2	32.782	171.0	27.635	200.7	1:38.182										
9	27.585	193.9	30.298	172.3	26.998	199.6	1:24.881										



Circuit Length - 3.695 kilometres
Autodromo Raul Boesel
Curitiba

2011 FIA World Touring Car Championship Test Session 2 - Best Sector Speeds Report

SECTOR 1				SECTOR 2				SECTOR 3				
POS	NO	NAME	SPEED	LAP	NO	NAME	SPEED	LAP	NO	NAME	SPEED	LAP
1	11	POULSEN	198.5	14	11	POULSEN	175.3	13	15	CORONEL	203.7	13
2	15	CORONEL	197.4	13	15	CORONEL	174.8	13	11	POULSEN	202.6	13
3	65	LEE	196.4	8	17	NYKJAER	173.1	2	7	BARTH	200.7	8
4	12	ENGSTLER	195.7	10	65	LEE	173.1	7	74	ORIOLA	200.7	8
5	7	BARTH	195.0	10	74	ORIOLA	172.9	6	65	LEE	200.0	5
6	18	MONTEIRO	195.0	13	7	BARTH	172.6	9	12	ENGSTLER	199.6	6
7	74	ORIOLA	195.0	12	18	MONTEIRO	172.6	2	3	TARQUINI	199.2	9
8	3	TARQUINI	194.3	11	3	TARQUINI	172.3	7	6	BUENO	198.8	3
9	17	NYKJAER	194.3	10	12	ENGSTLER	172.3	13	8	MENU	198.5	12
10	6	BUENO	193.9	4	25	BENNANI	171.0	5	17	NYKJAER	198.5	5
11	25	BENNANI	193.6	3	8	MENU	170.2	7	18	MONTEIRO	198.1	7
12	8	MENU	192.6	10	2	HUFF	169.9	2	2	HUFF	197.4	13
13	2	HUFF	192.2	8	1	MULLER	169.7	2	25	BENNANI	197.4	5
14	1	MULLER	191.2	3	6	BUENO	168.4	3	1	MULLER	196.3	12
15	30	DAHLGREN	189.9	3	30	DAHLGREN	168.1	7	10	TANIGUCHI	195.2	7
16	10	TANIGUCHI	187.6	6	10	TANIGUCHI	165.6	11	30	DAHLGREN	195.2	6
17	21	FABIANI	186.4	8	9	O'YOUNG	164.6	2	9	O'YOUNG	193.8	6
18	9	O'YOUNG	185.7	2	21	FABIANI	159.1	10	21	FABIANI	189.8	9



Circuit Length - 3.695 kilometres
Autodromo Raul Boesel
Curitiba

2011 FIA World Touring Car Championship Test Session 2 - Best Sector Times Report

POS	SECTOR 1			SECTOR 2			SECTOR 3			NO	NAME	IDEAL/BEST LAP COMPARISON			DIFF
	NO	TIME	LAP	NO	TIME	LAP	NO	TIME	LAP			IDEAL	BEST	LAP	
1	15	26.995	13	15	29.510	13	1	26.503	12	15	CORONEL	1:23.090	1:23.090	13	+ 0.000
2	65	27.222	8	2	29.786	14	15	26.585	13	2	HUFF	1:23.713	1:23.713	14	+ 0.000
3	7	27.238	9	3	29.812	10	2	26.672	14	1	MULLER	1:23.796	1:23.796	12	+ 0.000
4	3	27.245	10	7	29.865	9	18	26.727	12	7	BARTH	1:23.864	1:23.864	9	+ 0.000
5	1	27.248	12	65	29.911	7	12	26.730	7	12	ENGSTLER	1:23.905	1:24.373	13	+ 0.468
6	11	27.252	9	12	29.912	13	6	26.735	3	3	TARQUINI	1:24.003	1:24.003	10	+ 0.000
7	2	27.255	14	11	29.944	9	7	26.761	9	6	BUENO	1:24.164	1:24.338	4	+ 0.174
8	12	27.263	13	30	29.979	2	30	26.771	2	65	LEE	1:24.201	1:25.562	6	+ 1.361
9	6	27.294	4	1	30.045	12	8	26.862	7	18	MONTEIRO	1:24.320	1:24.474	12	+ 0.154
10	17	27.356	10	25	30.055	10	17	26.904	12	17	NYKJAER	1:24.358	1:24.678	12	+ 0.320
11	8	27.395	6	17	30.098	12	3	26.946	10	11	POULSEN	1:24.369	1:24.369	9	+ 0.000
12	74	27.457	16	18	30.119	9	74	26.984	11	30	DAHLGREN	1:24.379	1:24.379	2	+ 0.000
13	18	27.474	13	6	30.135	3	65	27.068	7	8	MENU	1:24.440	1:24.691	6	+ 0.251
14	25	27.531	13	8	30.183	11	9	27.085	7	74	ORIOLA	1:24.739	1:24.881	9	+ 0.142
15	30	27.629	2	74	30.298	9	11	27.173	9	25	BENNANI	1:25.101	1:25.503	13	+ 0.402
16	9	27.825	7	9	30.320	7	10	27.435	10	9	O'YOUNG	1:25.230	1:25.230	7	+ 0.000
17	10	28.177	6	10	30.836	7	25	27.515	5	10	TANIGUCHI	1:26.448	1:26.745	7	+ 0.297
18	21	29.174	10	21	32.606	10	21	29.811	10	21	FABIANI	1:31.591	1:31.591	10	+ 0.000

'Perfect Lap' - 1:23.008



Circuit Length - 3.695 kilometres
Autodromo Raul Boesel
Curitiba

**2011 FIA World Touring Car Championship
FREE PRACTICE 1**

POS	NO	CLS	DRIVER	NAT	CAR	TIME	LAPS	GAP	KPH
1	2		Robert HUFF	GBR	Chevrolet Cruze 1.6T	1:33.507	12		142.25
2	3		Gabriele TARQUINI	ITA	SEAT Leon 2.0 TDI	1:33.690	10	0.183	141.97
3	18		Tiago MONTEIRO	PRT	SEAT Leon 2.0 TDI	1:33.751	15	0.244	141.88
4	8		Alain MENU	CHE	Chevrolet Cruze 1.6T	1:33.754	11	0.247	141.88
5	1		Yvan MULLER	FRA	Chevrolet Cruze 1.6T	1:33.781	12	0.274	141.84
6	17	Y	Michel NYKJAER	DNK	SEAT Leon 2.0 TDI	1:33.931	12	0.424	141.61
7	6		Carlos BUENO	BRA	Chevrolet Cruze 1.6T	1:34.026	11	0.519	141.47
8	11	Y	Kristian POULSEN	DNK	BMW 320 TC	1:34.566	16	1.059	140.66
9	15		Tom CORONEL	NLD	BMW 320 TC	1:34.661	8	1.154	140.52
10	30		Robert DAHLGREN	SWE	Volvo C30	1:34.704	12	1.197	140.45
11	7	Y	Fredy BARTH	CHE	SEAT Leon 2.0 TDI	1:34.908	12	1.401	140.15
12	74	Y	Pepe ORIOLA	ESP	SEAT Leon 2.0 TDI	1:35.029	14	1.522	139.97
13	12	Y	Franz ENGSTLER	DEU	BMW 320 TC	1:35.112	12	1.605	139.85
14	65	Y	Marchy LEE	HKG	BMW 320 TC	1:35.417	13	1.910	139.40
15	4	Y	Aleksei DUDUKALO	RUS	SEAT Leon 2.0 TDI	1:35.630	10	2.123	139.09
16	25	Y	Mehdi BENNANI	MAR	BMW 320 TC	1:36.303	15	2.796	138.12
17	20	Y	Javier VILLA	ESP	BMW 320 TC	1:36.356	14	2.849	138.05
18	9	Y	Darryl O'YOUNG	HKG	Chevrolet Lacetti	1:36.402	11	2.895	137.98
19	10	Y	Yukinori TANIGUCHI	JPN	Chevrolet Lacetti	1:37.168	11	3.661	136.89
20	21	Y	Fabio FABIANI	ITA	BMW 320si	1:42.472	15	8.965	129.81

Curitiba

For Media Information Purposes - No Regulatory Value.

Circuit Length = 3.6950 km.

Weather/Track: Cloud 18C/Damp 19C

Start: 07:55 End: 08:25

Race Director:	Steward:	Timekeeper:	Issued at:
----------------	----------	-------------	------------

2011 FIA World Touring Car Championship

Free Practice 1 - Sector Analysis Report

Lap	S1 Time	S1 Spd	S2 Time	S2 Spd	S3 Time	S3 Spd	Lap Time	Pit	Lap	S1 Time	S1 Spd	S2 Time	S2 Spd	S3 Time	S3 Spd	Lap Time	Pit
1 MULLER FRA Chevrolet Cruze 1.6T																	
1	11:01.964	174.0	38.018	153.7	32.766	189.4	12:12.748		8	30.069	188.9	33.300	166.1	31.105	189.1	1:34.474	
2	30.206	191.6	35.368	144.4	2:00.598		3:06.172	Pit	9	30.038	188.9	34.928	153.3	2:19.909		3:24.875	Pit
3	37.616	186.4	36.775	164.3	31.219	189.4	1:45.610		10	41.759	187.0	36.223	150.6	3:26.515		4:44.497	Pit
4	30.019	189.3	33.077	167.3	31.089	189.4	1:34.185		11	36.313	191.2	34.245	167.3	31.073	190.8	1:41.631	
5	29.678	189.6	33.398	165.8	31.487	190.1	1:34.563		12	29.328	192.2	33.520	165.8	30.933	191.1	1:33.781	
6	29.861	189.9	33.353	167.1	5:10.410		6:13.624	Pit									
7	38.811	169.4	37.149	113.0	31.839	188.8	1:47.799										
2 HUFF GBR Chevrolet Cruze 1.6T																	
1	11:06.313	187.6	35.255	136.2	32.577	192.1	12:14.145		8	29.836	190.2	33.573	158.2	3:14.699		4:18.108	Pit
2	29.811	191.6	33.400	164.6	30.743	191.4	1:33.954		9	36.047	192.2	35.901	141.1	32.665	192.5	1:44.613	
3	29.980	191.2	33.151	166.3	30.532	190.8	1:33.663		10	29.767	192.2	33.321	167.3	30.694	192.1	1:33.782	
4	29.833	190.2	33.090	166.3	30.584	191.4	1:33.507		11	29.771	191.9	33.767	158.9	2:45.873		3:49.411	Pit
5	29.915	190.9	33.384	164.3	4:13.902		5:17.201	Pit	12	39.175	182.0	35.766	143.1	35.042	185.2	1:49.983	
6	35.780	190.9	33.546	164.6	31.276	190.4	1:40.602										
7	29.928	191.2	33.371	165.3	30.899	193.2	1:34.198										
3 TARQUINI ITA SEAT Leon 2.0 TDI																	
1	16:44.083	122.4	38.134	156.4	32.047	190.8	17:54.264		7	29.685	191.6	33.424	169.1	31.825	190.1	1:34.934	
2	30.099	192.2	36.758	143.1	31.622	191.4	1:38.479		8	30.293	174.8	35.466	144.4	4:18.378		5:24.137	Pit
3	29.777	194.3	33.606	163.8	31.403	190.1	1:34.786		9	37.238	169.4	36.530	151.4	32.350	189.1	1:46.118	
4	29.674	193.3	32.933	163.1	31.083	192.1	1:33.690		10	31.096	185.4	36.606	152.7	32.537	189.8	1:40.239	
5	32.803	155.9	38.010	137.4	5:20.720		6:31.533	Pit									
6	41.612	189.9	33.995	163.3	31.672	190.1	1:47.279										
4 DUDUKALO RUS SEAT Leon 2.0 TDI Y																	
1	11:14.567	165.3	35.596	156.8	8:33.134		20:23.297	Pit	7	29.982	192.2	34.227	163.6	31.421	189.8	1:35.630	
2	38.187	188.3	34.390	164.8	32.068	187.1	1:44.645		8	30.532	192.6	34.289	162.4	31.291	190.4	1:36.112	
3	30.228	190.9	57.521	156.4	31.716	187.8	1:59.465		9	30.272	192.2	34.316	156.8	31.784	189.8	1:36.372	
4	30.327	191.2	34.751	154.2	32.034	190.1	1:37.112		10	30.100	192.2	34.292	162.1	31.507	189.8	1:35.899	
5	30.344	191.6	34.716	157.3	4:24.563		5:29.623	Pit									
6	39.400	191.6	34.461	163.6	31.358	190.4	1:45.219										
6 BUENO BRA Chevrolet Cruze 1.6T																	
1	11:33.661	181.4	35.623	152.5	31.394	190.4	12:40.678		7	54.498	156.8	34.018	164.8	33.680	191.8	2:02.196	
2	31.186	190.6	33.533	165.1	30.984	191.8	1:35.703		8	30.173	189.6	33.589	166.6	30.802	190.8	1:34.564	
3	30.238	191.6	33.837	164.8	30.966	190.4	1:35.041		9	29.756	191.2	33.457	168.6	31.237	189.1	1:34.450	
4	43.412	126.6	42.351	117.9	32.362	191.8	1:58.125		10	39.022	109.6	44.471	131.0	31.884	191.1	1:55.377	
5	29.793	192.2	33.514	166.8	30.719	193.2	1:34.026		11	29.695	191.9	33.513	166.8	30.922	191.1	1:34.130	
6	35.981	133.9	39.772	128.7	6:35.917		7:51.670	Pit									



Circuit Length - 3.695 kilometres
Autodromo Raul Boesel
Curitiba

2011 FIA World Touring Car Championship

Free Practice 1 - Sector Analysis Report

Lap	S1 Time	S1 Spd	S2 Time	S2 Spd	S3 Time	S3 Spd	Lap Time	Pit	Lap	S1 Time	S1 Spd	S2 Time	S2 Spd	S3 Time	S3 Spd	Lap Time	Pit	
7 BARTH									CHE SEAT Leon 2.0 TDI									Y
1	11:10.376	189.6	35.308	155.0	31.985	189.8	12:17.669		8	29.849	190.2	33.569	165.8	31.714	189.8	1:35.132		
2	30.368	191.2	33.487	167.3	31.053	191.1	1:34.908		9	29.780	191.9	33.604	164.8	31.662	188.8	1:35.046		
3	30.260	191.6	35.660	93.3	34.611	189.8	1:40.531		10	36.282	189.9	33.747	160.0	7:43.698		8:53.727	Pit	
4	30.147	190.6	33.793	165.8	31.254	189.8	1:35.194		11	38.469	192.9	33.779	163.8	32.905	192.1	1:45.153		
5	30.200	189.9	33.544	163.3	31.237	190.8	1:34.981		12	29.690	192.2	33.680	164.1	31.658	190.8	1:35.028		
6	31.303	192.9	33.628	160.9	3:41.875		4:46.806	Pit										
7	38.957	157.0	36.418	92.5	34.692	190.8	1:50.067											
8 MENU									CHE Chevrolet Cruze 1.6T									Y
1	11:02.812	179.1	36.331	160.5	31.959	190.1	12:11.102		7	29.600	192.2	36.680	134.2	5:39.584		6:45.864	Pit	
2	30.105	191.2	33.615	163.1	31.415	190.8	1:35.135		8	38.479	190.9	35.460	159.1	31.183	193.2	1:45.122		
3	30.564	190.6	35.050	150.2	2:46.102		3:51.716	Pit	9	30.215	191.6	33.590	165.6	31.175	192.8	1:34.980		
4	48.698	187.6	40.318	158.6	35.713	191.1	2:04.729		10	29.873	192.2	33.890	162.4	31.455	192.5	1:35.218		
5	29.982	192.9	33.412	168.1	31.004	192.1	1:34.398		11	30.626	189.3	34.835	153.5	31.747	193.5	1:37.208		
6	29.512	192.6	33.160	164.3	31.082	192.8	1:33.754											
9 O'YOUNG									HKG Chevrolet Lacetti									Y
1	19:52.315	180.2	36.650	140.9	33.998	182.7	21:02.963		7	30.946	183.9	34.183	159.5	32.272	185.2	1:37.401		
2	31.246	182.3	34.020	158.2	32.408	183.6	1:37.674		8	30.735	182.6	33.934	158.9	3:15.059		4:19.728	Pit	
3	31.137	181.4	34.251	159.5	32.397	182.7	1:37.785		9	39.479	181.4	34.855	158.2	32.612	185.8	1:46.946		
4	31.222	183.3	34.398	159.5	32.690	186.2	1:38.310		10	30.397	182.3	34.091	159.3	31.946	185.5	1:36.434		
5	30.953	182.0	34.063	159.5	32.501	185.2	1:37.517		11	30.497	183.3	33.862	160.0	32.043	185.5	1:36.402		
6	30.654	183.6	34.342	158.2	32.585	184.9	1:37.581											
10 TANIGUCHI									JPN Chevrolet Lacetti									Y
1	19:03.354	180.0	37.296	118.9	35.905	183.6	20:16.555		7	30.566	185.4	34.617	159.3	31.985	185.8	1:37.168		
2	31.736	183.9	35.683	156.8	32.937	183.3	1:40.356		8	30.960	185.4	35.063	160.0	3:40.899		4:46.922	Pit	
3	31.568	183.3	35.151	154.6	32.363	183.9	1:39.082		9	37.661	180.0	39.271	88.2	36.771	186.5	1:53.703		
4	31.135	184.5	35.378	157.9	32.396	184.3	1:38.909		10	31.148	185.4	34.790	160.7	32.452	185.2	1:38.390		
5	30.955	183.6	35.828	157.3	32.154	184.3	1:38.937		11	30.808	184.8	34.975	159.5	32.022	185.2	1:37.805		
6	30.852	183.9	35.506	160.0	32.222	187.5	1:38.580											
11 POULSEN									DNK BMW 320 TC									Y
1	11:48.178	152.7	36.305	146.4	34.941	189.4	12:59.424		10	36.151	108.2	44.472	101.1	3:33.724		4:54.347	Pit	
2	31.567	181.1	35.046	158.4	33.089	191.8	1:39.702		11	44.742	180.5	34.319	167.3	31.741	192.8	1:50.802		
3	30.656	192.6	34.337	164.3	32.264	191.4	1:37.257		12	29.576	193.6	33.631	169.1	31.713	191.8	1:34.920		
4	29.813	193.3	33.963	164.8	31.833	192.5	1:35.609		13	29.788	193.6	33.992	167.1	31.790	192.5	1:35.570		
5	33.595	190.6	33.829	163.1	32.528	189.8	1:39.952		14	29.765	195.0	33.825	166.8	32.452	192.5	1:36.042		
6	30.031	194.3	33.762	165.8	32.146	193.2	1:35.939		15	29.943	183.0	34.128	165.3	32.198	193.5	1:36.269		
7	30.351	193.9	33.795	165.3	31.572	192.5	1:35.718		16	29.549	193.3	33.650	169.4	31.367	193.2	1:34.566		
8	30.006	193.6	33.481	165.8	31.735	193.5	1:35.222											
9	29.914	193.9	33.506	167.6	31.885	192.5	1:35.305											



Circuit Length - 3.695 kilometres
Autodromo Raul Boesel
Curitiba

2011 FIA World Touring Car Championship

Free Practice 1 - Sector Analysis Report

Lap	S1 Time	S1 Spd	S2 Time	S2 Spd	S3 Time	S3 Spd	Lap Time	Pit	Lap	S1 Time	S1 Spd	S2 Time	S2 Spd	S3 Time	S3 Spd	Lap Time	Pit
12 ENGSTLER DEU BMW 320 TC Y																	
1	13:06.412	179.7	36.245	146.2	32.982	187.1	14:15.639		8	29.908	193.9	33.788	166.6	31.416	191.4	1:35.112	
2	32.151	189.3	34.860	155.5	32.659	190.8	1:39.670		9	33.920	147.3	43.559	106.1	36.752	146.7	1:54.231	
3	31.596	191.9	35.387	164.3	5:43.254		6:50.237 Pit		10	38.087	110.4	40.821	119.0	2:56.527		4:15.435 Pit	
4	39.830	188.9	36.034	153.3	32.389	190.1	1:48.253		11	43.581	190.9	34.181	164.8	32.242	189.8	1:50.004	
5	30.365	191.6	34.148	161.9	31.451	191.1	1:35.964		12	51.165	125.1	40.007	96.4	33.653	191.1	2:04.825	
6	29.968	193.9	34.443	162.9	31.389	190.8	1:35.800										
7	30.318	193.3	33.947	167.6	31.534	192.5	1:35.799										
15 CORONEL NLD BMW 320 TC																	
1	24:18.131	187.3	36.301	159.8	32.710	193.2	25:27.142		6	38.486	173.7	40.840	117.1	35.566	193.2	1:54.892	
2	30.976	192.9	34.044	165.3	32.058	191.4	1:37.078		7	30.061	193.6	33.537	167.8	31.625	192.8	1:35.223	
3	30.042	193.3	33.836	165.1	32.030	191.8	1:35.908		8	29.670	196.0	33.548	169.7	31.443	193.2	1:34.661	
4	30.238	193.3	33.546	166.3	31.491	190.8	1:35.275										
5	32.505	172.3	38.300	141.1	4:10.223		5:21.028 Pit										
17 NYKJAER DNK SEAT Leon 2.0 TDI Y																	
1	11:07.657	189.6	35.802	147.3	32.850	192.1	12:16.309		8	30.025	193.9	33.619	165.3	31.311	193.5	1:34.955	
2	30.559	193.6	33.537	168.1	31.429	190.8	1:35.525		9	29.713	192.6	33.122	169.4	31.096	191.8	1:33.931	
3	30.300	192.6	33.847	164.3	31.028	191.1	1:35.175		10	29.929	192.2	33.137	167.3	31.209	192.1	1:34.275	
4	29.986	193.3	33.370	169.4	30.968	191.1	1:34.324		11	29.863	192.2	33.267	167.6	31.173	191.1	1:34.303	
5	30.049	192.6	34.080	169.4	31.217	189.8	1:35.346		12	29.870	193.3	33.217	167.8	31.206	192.1	1:34.293	
6	29.988	193.3	33.654	168.6	8:01.084		9:04.726 Pit										
7	36.015	192.9	33.397	168.4	31.379	193.2	1:40.791										
18 MONTEIRO PRT SEAT Leon 2.0 TDI																	
1	11:04.818	174.2	36.204	129.3	34.724	190.8	12:15.746		9	30.701	181.1	34.691	154.6	3:06.709		4:12.101 Pit	
2	30.162	192.2	33.812	165.6	31.203	190.4	1:35.177		10	36.537	189.6	34.069	163.8	32.548	190.4	1:43.154	
3	30.228	193.3	33.389	168.6	30.936	190.1	1:34.553		11	29.738	190.9	33.863	167.6	30.994	190.4	1:34.595	
4	29.917	191.6	33.141	169.7	31.070	188.8	1:34.128		12	29.743	190.2	33.194	168.9	30.979	191.4	1:33.916	
5	29.837	191.9	39.045	132.2	31.433	192.1	1:40.315		13	30.190	189.9	33.316	165.3	31.005	190.1	1:34.511	
6	29.815	191.9	33.287	167.1	31.893	192.1	1:34.995		14	31.960	163.3	34.917	152.7	31.566	191.8	1:38.443	
7	29.936	190.2	33.195	164.8	32.750	190.4	1:35.881		15	29.546	191.2	33.252	167.8	30.953	192.1	1:33.751	
8	29.890	191.6	33.368	167.6	31.336	189.1	1:34.594										
20 VILLA ESP BMW 320 TC Y																	
1	11:35.884	169.4	38.018	141.1	35.162	185.2	12:49.064		9	40.234	188.9	35.801	149.5	32.828	189.4	1:48.863	
2	31.606	189.3	35.306	151.6	33.193	188.1	1:40.105		10	30.530	191.6	34.255	159.8	32.801	189.8	1:37.586	
3	31.339	186.7	35.021	157.3	32.198	189.4	1:38.558		11	30.725	191.2	34.433	163.1	32.378	190.4	1:37.536	
4	31.134	191.2	34.549	162.9	32.524	189.8	1:38.207		12	30.267	191.9	34.193	161.4	32.194	189.8	1:36.654	
5	30.456	192.6	34.256	161.2	32.223	189.8	1:36.935		13	30.161	192.9	33.925	160.5	32.270	191.8	1:36.356	
6	30.622	193.3	34.536	156.6	32.186	190.1	1:37.344		14	30.049	193.3	34.514	162.1	31.919	191.4	1:36.482	
7	30.519	193.6	33.788	163.3	32.288	190.1	1:36.595										
8	30.345	192.9	1:00.367	101.8	7:23.515		8:54.227 Pit										



Circuit Length - 3.695 kilometres
Autodromo Raul Boesel
Curitiba

2011 FIA World Touring Car Championship

Free Practice 1 - Sector Analysis Report

Lap	S1 Time	S1 Spd	S2 Time	S2 Spd	S3 Time	S3 Spd	Lap Time	Pit	Lap	S1 Time	S1 Spd	S2 Time	S2 Spd	S3 Time	S3 Spd	Lap Time	Pit
21 FABIANI ITA BMW 320si Y																	
1	11:25.406	156.6	44.652	115.5	38.462	174.7	12:48.520		9	32.702	168.1	38.309	143.5	34.865	184.3	1:45.876	
2	35.301	167.3	40.227	114.2	36.337	183.0	1:51.865		10	31.873	177.3	37.424	142.5	33.659	183.0	1:42.956	
3	32.707	183.9	37.546	138.2	35.001	181.2	1:45.254		11	31.952	184.5	36.226	145.6	34.294	181.2	1:42.472	
4	32.688	181.7	37.119	145.4	33.513	182.4	1:43.320		12	32.132	184.8	36.337	147.7	34.087	182.4	1:42.556	
5	32.249	183.3	36.139	146.2	4:34.384		5:42.772	Pit	13	32.561	176.8	36.646	146.7	34.365	182.1	1:43.572	
6	42.200	179.4	37.430	140.0	36.073	182.1	1:55.703		14	37.954	124.6	43.521	102.8	36.777	183.9	1:58.252	
7	32.266	183.6	36.881	142.2	34.249	181.8	1:43.396		15	31.477	185.1	37.269	139.5	34.713	183.3	1:43.459	
8	32.497	183.9	37.530	142.5	34.282	181.8	1:44.309										
25 BENNANI MAR BMW 320 TC Y																	
1	11:12.204	168.9	35.841	148.5	33.661	187.8	12:21.706		9	30.543	185.1	36.883	152.0	5:17.468		6:24.894	Pit
2	31.233	189.9	34.320	159.3	32.268	189.4	1:37.821		10	37.833	185.7	35.141	158.6	32.426	188.8	1:45.400	
3	30.639	190.2	50.244	98.2	33.554	189.8	1:54.437		11	31.034	190.2	34.348	164.1	31.878	190.8	1:37.260	
4	31.913	189.3	34.233	153.7	32.325	190.8	1:38.471		12	30.638	191.2	33.871	164.6	31.807	190.8	1:36.316	
5	30.811	190.2	34.013	161.4	32.220	189.4	1:37.044		13	31.232	188.6	49.986		34.121	191.4	1:55.339	
6	30.233	191.9	34.018	162.1	32.078	190.4	1:36.329		14	30.313	192.9	35.388	128.8	33.115	192.8	1:38.816	
7	30.505	190.6	33.881	160.2	31.917	190.1	1:36.303		15	30.513	190.6	34.273	165.3	31.884	191.8	1:36.670	
8	30.963	191.9	34.035	158.6	32.015	191.1	1:37.013										
30 DAHLGREN SWE Volvo C30 Y																	
1	11:50.477	177.9	35.231	150.0	32.772	185.8	12:58.480		8	30.422	186.1	34.085	161.2	31.411	184.6	1:35.918	
2	30.902	187.6	34.261	154.6	31.584	186.8	1:36.747		9	30.812	185.7	34.148	157.9	5:23.851		6:28.811	Pit
3	30.611	185.4	34.138	161.7	31.403	186.8	1:36.152		10	37.675	172.6	36.436	154.2	32.862	187.8	1:46.973	
4	30.519	186.1	33.866	162.9	31.320	186.8	1:35.705		11	29.907	187.0	34.131	161.2	31.474	188.4	1:35.512	
5	30.778	186.7	35.406	125.9	5:17.511		6:23.695	Pit	12	29.912	188.6	33.637	164.6	31.155	187.5	1:34.704	
6	41.123	176.5	35.298	154.8	33.391	187.8	1:49.812										
7	30.321	185.4	33.672	162.4	30.939	187.5	1:34.932										
65 LEE HKG BMW 320 TC Y																	
1	11:18.548	166.1	36.763	154.6	33.997	187.8	12:29.308		8	30.032	193.9	33.960	165.1	31.712	193.2	1:35.704	
2	31.571	187.3	35.578	162.6	3:01.198		4:08.347	Pit	9	30.182	193.3	34.115	168.6	31.695	192.5	1:35.992	
3	37.430	185.1	35.291	160.5	32.552	189.8	1:45.273		10	29.940	193.9	33.631	168.9	31.868	192.5	1:35.439	
4	30.674	192.2	33.702	166.8	31.884	191.4	1:36.260		11	34.066	102.1	43.950	150.4	3:22.950		4:40.966	Pit
5	30.192	193.3	33.868	164.6	31.645	190.8	1:35.705		12	38.038	191.9	35.919	165.8	31.870	191.8	1:45.827	
6	32.491	160.9	36.467	142.0	3:28.829		4:37.787	Pit	13	30.117	193.6	33.756	167.1	31.544	193.5	1:35.417	
7	36.425	190.6	42.521	162.4	32.319	191.1	1:51.265										



Circuit Length - 3.695 kilometres
Autodromo Raul Boesel
Curitiba

2011 FIA World Touring Car Championship

Free Practice 1 - Sector Analysis Report

Lap	S1 Time	S1 Spd	S2 Time	S2 Spd	S3 Time	S3 Spd	Lap Time	Pit	Lap	S1 Time	S1 Spd	S2 Time	S2 Spd	S3 Time	S3 Spd	Lap Time	Pit	
74 ORIOLA									ESP SEAT Leon 2.0 TDI									Y
1	11:11.327	181.1	35.153	153.9	32.293	191.1	12:18.773		9	30.183	193.9	34.176	164.1	31.449	190.8	1:35.808		
2	30.161	193.6	34.170	165.8	31.269	191.8	1:35.600		10	29.767	194.3	34.129	165.8	31.848	190.4	1:35.744		
3	30.277	195.7	33.631	168.6	31.736	190.4	1:35.644		11	30.096	194.6	33.763	165.3	31.773	190.1	1:35.632		
4	30.291	192.9	33.593	166.3	31.145	191.8	1:35.029		12	30.087	195.3	34.113	164.6	31.640	191.4	1:35.840		
5	35.963	188.3	37.286	145.4	7:58.516		9:11.765	Pit	13	30.208	194.6	33.627	165.6	31.203	192.1	1:35.038		
6	36.339	188.0	36.998	161.2	32.303	190.1	1:45.640		14	29.647	196.0	34.048	167.3	31.411	192.5	1:35.106		
7	30.375	193.6	34.333	164.3	31.534	191.1	1:36.242											
8	30.257	193.9	33.951	167.3	31.637	189.8	1:35.845											



Circuit Length - 3.695 kilometres
Autodromo Raul Boesel
Curitiba

2011 FIA World Touring Car Championship Free Practice 1 - Best Sector Speeds Report

SECTOR 1				SECTOR 2				SECTOR 3				
POS	NO	NAME	SPEED	LAP	NO	NAME	SPEED	LAP	NO	NAME	SPEED	LAP
1	15	CORONEL	196.0	8	15	CORONEL	169.7	8	8	MENU	193.5	11
2	74	ORIOLA	196.0	14	18	MONTEIRO	169.7	4	11	POULSEN	193.5	8
3	11	POULSEN	195.0	14	11	POULSEN	169.4	16	17	NYKJAER	193.5	8
4	3	TARQUINI	194.3	3	17	NYKJAER	169.4	4	65	LEE	193.5	13
5	12	ENGSTLER	193.9	6	3	TARQUINI	169.1	7	2	HUFF	193.2	7
6	17	NYKJAER	193.9	8	65	LEE	168.9	10	6	BUENO	193.2	5
7	65	LEE	193.9	8	6	BUENO	168.6	9	15	CORONEL	193.2	1
8	20	VILLA	193.6	7	74	ORIOLA	168.6	3	25	BENNANI	192.8	14
9	18	MONTEIRO	193.3	3	8	MENU	168.1	5	12	ENGSTLER	192.5	7
10	7	BARTH	192.9	6	12	ENGSTLER	167.6	7	74	ORIOLA	192.5	14
11	8	MENU	192.9	5	1	MULLER	167.3	4	3	TARQUINI	192.1	4
12	25	BENNANI	192.9	14	2	HUFF	167.3	10	7	BARTH	192.1	11
13	4	DUDUKALO	192.6	8	7	BARTH	167.3	2	18	MONTEIRO	192.1	5
14	1	MULLER	192.2	12	25	BENNANI	165.3	15	20	VILLA	191.8	13
15	2	HUFF	192.2	9	4	DUDUKALO	164.8	2	1	MULLER	191.1	12
16	6	BUENO	192.2	5	30	DAHLGREN	164.6	12	4	DUDUKALO	190.4	6
17	30	DAHLGREN	188.6	12	20	VILLA	163.3	7	30	DAHLGREN	188.4	11
18	10	TANIGUCHI	185.4	7	10	TANIGUCHI	160.7	10	10	TANIGUCHI	187.5	6
19	21	FABIANI	185.1	15	9	O'YOUNG	160.0	11	9	O'YOUNG	186.2	4
20	9	O'YOUNG	183.9	7	21	FABIANI	147.7	12	21	FABIANI	184.3	9



Circuit Length - 3.695 kilometres
Autodromo Raul Boesel
Curitiba

2011 FIA World Touring Car Championship Free Practice 1 - Best Sector Times Report

POS	SECTOR 1			SECTOR 2			SECTOR 3			NO	NAME	IDEAL/BEST LAP COMPARISON			DIFF
	NO	TIME	LAP	NO	TIME	LAP	NO	TIME	LAP			IDEAL	BEST	LAP	
1	1	29.328	12	3	32.933	4	2	30.532	3	1	MULLER	1:33.338	1:33.781	12	+ 0.443
2	8	29.512	6	1	33.077	4	6	30.719	5	2	HUFF	1:33.389	1:33.507	4	+ 0.118
3	18	29.546	15	2	33.090	4	1	30.933	12	18	MONTEIRO	1:33.623	1:33.751	15	+ 0.128
4	11	29.549	16	17	33.122	9	18	30.936	3	8	MENU	1:33.676	1:33.754	6	+ 0.078
5	74	29.647	14	18	33.141	4	30	30.939	7	3	TARQUINI	1:33.690	1:33.690	4	+ 0.000
6	15	29.670	8	8	33.160	6	17	30.968	4	17	NYKJAER	1:33.803	1:33.931	9	+ 0.128
7	3	29.674	4	6	33.457	9	8	31.004	5	6	BUENO	1:33.871	1:34.026	5	+ 0.155
8	7	29.690	12	11	33.481	8	7	31.053	2	7	BARTH	1:34.230	1:34.908	2	+ 0.678
9	6	29.695	11	7	33.487	2	3	31.083	4	74	ORIOLO	1:34.385	1:35.029	4	+ 0.644
10	17	29.713	9	15	33.537	7	74	31.145	4	11	POULSEN	1:34.397	1:34.566	16	+ 0.169
11	2	29.767	10	74	33.593	4	4	31.291	8	30	DAHLGREN	1:34.483	1:34.704	12	+ 0.221
12	30	29.907	11	65	33.631	10	11	31.367	16	15	CORONEL	1:34.650	1:34.661	8	+ 0.011
13	12	29.908	8	30	33.637	12	12	31.389	6	12	ENGSTLER	1:35.085	1:35.112	8	+ 0.027
14	65	29.940	10	12	33.788	8	15	31.443	8	65	LEE	1:35.115	1:35.417	13	+ 0.302
15	4	29.982	7	20	33.788	7	65	31.544	13	4	DUDUKALO	1:35.500	1:35.630	7	+ 0.130
16	20	30.049	14	9	33.862	11	25	31.807	12	20	VILLA	1:35.756	1:36.356	13	+ 0.600
17	25	30.233	6	25	33.871	12	20	31.919	14	25	BENNANI	1:35.911	1:36.303	7	+ 0.392
18	9	30.397	10	4	34.227	7	9	31.946	10	9	O'YOUNG	1:36.205	1:36.402	11	+ 0.197
19	10	30.566	7	10	34.617	7	10	31.985	7	10	TANIGUCHI	1:37.168	1:37.168	7	+ 0.000
20	21	31.477	15	21	36.139	5	21	33.513	4	21	FABIANI	1:41.129	1:42.472	11	+ 1.343

'Perfect Lap' - 1:32.793



Circuit Length - 3.695 kilometres
Autodromo Raul Boesel
Curitiba

**2011 FIA World Touring Car Championship
FREE PRACTICE 2**

POS	NO	CLS	DRIVER	NAT	CAR	TIME	LAPS	GAP	KPH
1	1		Yvan MULLER	FRA	Chevrolet Cruze 1.6T	1:22.455	13		161.32
2	2		Robert HUFF	GBR	Chevrolet Cruze 1.6T	1:22.596	12	0.141	161.04
3	6		Carlos BUENO	BRA	Chevrolet Cruze 1.6T	1:22.654	10	0.199	160.93
4	8		Alain MENU	CHE	Chevrolet Cruze 1.6T	1:22.796	10	0.341	160.66
5	3		Gabriele TARQUINI	ITA	SEAT Leon 2.0 TDI	1:23.612	9	1.157	159.09
6	12	Y	Franz ENGSTLER	DEU	BMW 320 TC	1:23.619	12	1.164	159.07
7	15		Tom CORONEL	NLD	BMW 320 TC	1:23.626	17	1.171	159.06
8	11	Y	Kristian POULSEN	DNK	BMW 320 TC	1:23.758	15	1.303	158.81
9	18		Tiago MONTEIRO	PRT	SEAT Leon 2.0 TDI	1:23.783	12	1.328	158.76
10	7	Y	Fredy BARTH	CHE	SEAT Leon 2.0 TDI	1:23.998	16	1.543	158.36
11	17	Y	Michel NYKJAER	DNK	SEAT Leon 2.0 TDI	1:24.066	15	1.611	158.23
12	25	Y	Mehdi BENNANI	MAR	BMW 320 TC	1:24.609	9	2.154	157.21
13	9	Y	Darryl O'YOUNG	HKG	Chevrolet Lacetti	1:24.696	5	2.241	157.05
14	74	Y	Pepe ORIOLA	ESP	SEAT Leon 2.0 TDI	1:24.729	10	2.274	156.99
15	20	Y	Javier VILLA	ESP	BMW 320 TC	1:25.014	15	2.559	156.46
16	30		Robert DAHLGREN	SWE	Volvo C30	1:25.097	6	2.642	156.31
17	4	Y	Aleksei DUDUKALO	RUS	SEAT Leon 2.0 TDI	1:25.451	12	2.996	155.66
18	10	Y	Yukinori TANIGUCHI	JPN	Chevrolet Lacetti	1:25.719	14	3.264	155.18
19	21	Y	Fabio FABIANI	ITA	BMW 320si	1:31.260	15	8.805	145.75
20	65	Y	Marchy LEE	HKG	BMW 320 TC	1:42.852	2	20.397	129.33

Curitiba

For Media Information Purposes - No Regulatory Value.

Circuit Length = 3.6950 km.

Weather/Track: Cloud 17C/Dry 20C

Start: 11:30 End: 12:00

Race Director:	Steward:	Timekeeper:	Issued at:
----------------	----------	-------------	------------

2011 FIA World Touring Car Championship

Free Practice 2 - Sector Analysis Report

Lap S1 Time S1 Spd S2 Time S2 Spd S3 Time S3 Spd Lap Time Pit Lap S1 Time S1 Spd S2 Time S2 Spd S3 Time S3 Spd Lap Time Pit

1 MULLER						FRA		Chevrolet Cruze 1.6T							
1	11:01.803	178.5	35.025	160.5	29.042	198.8	12:05.870	8	39.973	144.4	34.389	153.1	29.419	200.0	1:43.781
2	26.995	196.7	29.186	174.2	26.732	198.1	1:22.913	9	26.871	197.4	28.965	173.7	26.619	200.7	1:22.455
3	27.045	197.4	29.379	174.2	26.646	198.8	1:23.070	10	28.053	144.2	37.176	125.3	4:17.453		5:22.682 Pit
4	30.864	155.7	33.533	149.7	3:51.165		4:55.562 Pit	11	41.700	155.3	34.780	143.7	29.815	200.7	1:46.295
5	42.484	140.5	36.683	143.7	28.809	199.6	1:47.976	12	30.473	177.6	31.353	158.2	28.006	200.3	1:29.832
6	26.982	197.1	29.308	174.0	26.840	198.1	1:23.130	13	26.912	196.0	29.147	174.0	26.532	200.0	1:22.591
7	28.156	146.0	35.918	141.8	4:10.523		5:14.597 Pit								

2 HUFF						GBR		Chevrolet Cruze 1.6T							
1	15:32.722	146.0	34.694	157.3	28.559	200.0	16:35.975	8	27.044	197.4	29.344	175.1	26.776	198.8	1:23.164
2	26.934	196.7	29.189	174.5	26.473	200.0	1:22.596	9	27.083	196.7	29.351	174.0	26.775	200.0	1:23.209
3	27.195	197.1	29.214	166.6	5:55.758		6:52.167 Pit	10	27.097	197.1	29.454	174.5	26.699	199.6	1:23.250
4	39.266	174.2	32.259	174.2	27.223	200.0	1:38.748	11	27.192	197.4	29.367	174.5	26.724	200.3	1:23.283
5	27.041	197.4	29.471	174.2	26.670	198.5	1:23.182	12	27.081	197.4	29.430	175.1	26.935	198.8	1:23.446
6	27.048	197.8	29.297	174.2	26.704	199.2	1:23.049								
7	26.977	197.8	29.277	175.1	26.718	200.7	1:22.972								

3 TARQUINI						ITA		SEAT Leon 2.0 TDI							
1	11:16.257	188.0	37.064	159.8	31.201	196.3	12:24.522	6	49.879	182.3	34.599	170.7	27.652	197.8	1:52.130
2	27.622	196.0	32.562	144.2	29.349	198.1	1:29.533	7	27.189	196.4	29.454	173.4	26.969	198.1	1:23.612
3	27.203	197.4	29.716	173.1	27.577	197.4	1:24.496	8	28.957	175.9	34.741	170.7	27.468	197.0	1:31.166
4	27.159	197.8	29.619	173.7	27.269	198.1	1:24.047	9	27.180	197.8	29.661	174.0	26.871	198.8	1:23.712
5	31.131	180.8	34.297	145.2	9:37.561		10:42.989 Pit								

4 DUDUKALO						RUS		SEAT Leon 2.0 TDI						Y		
1	13:03.054	141.6	34.644	144.0	30.347	190.4	14:08.045	8	27.831	194.6	30.522	171.0	27.657	196.7	1:26.010	
2	29.281	184.5	34.392	155.3	28.756	194.2	1:32.429	9	27.506	196.7	30.230	172.9	27.715	194.5	1:25.451	
3	27.693	195.3	30.437	172.3	27.644	194.5	1:25.774	10	27.564	196.4	30.280	172.1	28.452	192.8	1:26.296	
4	27.593	195.0	30.250	171.0	27.881	196.7	1:25.724	11	27.722	195.3	30.335	172.1	27.564	195.2	1:25.621	
5	28.247	194.3	31.047	171.0	5:32.283		6:31.577 Pit	12	27.778	195.0	30.351	172.1	27.790	191.8	1:25.919	
6	35.891	193.9	30.822	172.1	27.837	196.3	1:34.550									
7	27.817	195.3	30.593	172.3	27.533	195.2	1:25.943									

6 BUENO						BRA		Chevrolet Cruze 1.6T							
1	14:47.957	195.3	31.819	172.6	26.978	199.6	15:46.754	7	26.970	197.4	29.440	173.4	26.622	197.8	1:23.032
2	27.045	197.1	29.435	173.1	26.617	199.2	1:23.097	8	34.909	124.7	40.699	88.0	3:28.521		4:44.129 Pit
3	26.963	197.8	29.360	174.2	26.624	201.4	1:22.947	9	57.633		30.704	171.5	27.150	200.7	1:55.487
4	34.751	136.3	41.416	118.7	5:29.239		6:45.406 Pit	10	26.850	197.8	29.307	174.5	26.497	200.3	1:22.654
5	59.180	118.8	36.116	171.2	27.559	198.1	2:02.855								
6	27.010	197.1	29.380	173.1	26.648	198.8	1:23.038								



Circuit Length - 3.695 kilometres
Autodromo Raul Boesel
Curitiba

2011 FIA World Touring Car Championship

Free Practice 2 - Sector Analysis Report

Lap S1 Time S1 Spd S2 Time S2 Spd S3 Time S3 Spd Lap Time Pit Lap S1 Time S1 Spd S2 Time S2 Spd S3 Time S3 Spd Lap Time Pit

7 BARTH						CHE SEAT Leon 2.0 TDI						Y			
1	11:08.763	158.4	35.588	143.3	29.314	196.0	12:13.665	10	27.340	196.0	29.887	174.0	27.268	195.6	1:24.495
2	27.989	193.6	30.040	172.9	27.360	197.0	1:25.389	11	27.486	196.4	29.665	173.7	27.158	197.4	1:24.309
3	27.399	196.0	30.016	172.1	27.002	196.3	1:24.417	12	27.273	197.8	30.392	159.1	30.581	197.4	1:28.246
4	27.377	195.0	29.815	173.7	27.211	195.6	1:24.403	13	27.785	196.7	29.854	174.5	27.393	196.7	1:25.032
5	27.434	195.0	29.789	172.9	29.391	159.2	1:26.614	14	27.308	196.4	29.909	174.0	27.286	197.4	1:24.503
6	32.373	150.2	35.156	124.6	7:09.822		8:17.351 Pit	15	27.266	197.8	29.896	173.1	27.382	196.0	1:24.544
7	47.273	192.9	30.308	170.7	28.650	195.6	1:46.231	16	27.340	196.4	29.686	174.2	27.429	196.7	1:24.455
8	27.455	199.2	29.820	173.4	27.261	197.0	1:24.536								
9	27.296	196.4	29.614	173.4	27.088	197.0	1:23.998								

8 MENU						CHE Chevrolet Cruze 1.6T						Y			
1	15:02.655	193.3	33.682	142.9	28.656	197.8	16:04.993	7	30.570	160.0	33.248	147.3	5:15.940	6:19.758 Pit	
2	27.201	197.1	29.512	173.7	26.570	200.0	1:23.283	8	37.347	189.6	39.543		33.295	199.6	1:50.185
3	26.961	197.8	29.330	173.4	26.742	200.7	1:23.033	9	26.898	197.4	29.383	174.2	26.659	201.1	1:22.940
4	29.433	184.5	32.977	119.4	5:25.413		6:27.823 Pit	10	26.867	198.1	29.328	174.2	26.601	200.0	1:22.796
5	39.712	144.4	34.781	163.8	28.526	198.5	1:43.019								
6	26.955	197.8	29.311	174.0	26.602	199.6	1:22.868								

9 O'YOUNG						HKG Chevrolet Lacetti						Y			
1	16:50.315	180.8	33.241	165.3	29.039	191.1	17:52.595	4	27.473	188.3	29.857	167.3	27.366	194.5	1:24.696
2	27.987	187.3	30.373	166.3	28.057	193.2	1:26.417	5	29.667	179.1	34.141	161.2	4:19.709		5:23.517 Pit
3	27.631	188.6	30.029	166.1	27.433	193.8	1:25.093								

10 TANIGUCHI						JPN Chevrolet Lacetti						Y			
1	12:50.051	151.6	35.100	138.9	31.048	191.8	13:56.199	9	28.155	190.9	30.610	166.8	27.474	195.2	1:26.239
2	28.618	189.9	31.312	165.6	29.187	192.5	1:29.117	10	27.734	191.2	30.405	167.6	27.580	195.2	1:25.719
3	28.279	189.9	30.990	165.1	29.253	191.8	1:28.522	11	27.724	191.6	30.430	167.1	27.804	194.5	1:25.958
4	28.449	190.2	31.105	165.8	28.613	191.4	1:28.167	12	28.334	190.6	30.576	167.3	27.332	195.2	1:26.242
5	28.586	189.9	31.686	166.1	8:27.328		9:27.600 Pit	13	28.085	191.6	31.132	167.8	27.702	194.2	1:26.919
6	35.583	188.9	31.833	164.8	30.951	189.4	1:38.367	14	27.993	191.9	30.343	166.6	27.619	193.5	1:25.955
7	28.514	189.9	30.953	166.3	28.567	192.1	1:28.034								
8	28.253	190.9	30.702	167.1	28.208	191.8	1:27.163								

11 POULSEN						DNK BMW 320 TC						Y			
1	11:41.418	132.4	37.690	76.7	37.045	134.3	12:56.153	9	27.342	199.6	29.878	176.5	27.435	199.2	1:24.655
2	32.864	164.8	34.342	170.4	28.454	197.4	1:35.660	10	33.477	131.1	40.516	112.0	4:25.750		5:39.743 Pit
3	27.714	198.5	30.229	175.1	27.530	199.6	1:25.473	11	44.710	194.6	30.292	175.1	28.652	197.4	1:43.654
4	27.724	198.1	30.189	175.3	27.221	200.0	1:25.134	12	27.243	199.2	29.667	175.6	27.325	200.3	1:24.235
5	27.339	198.1	29.884	175.1	27.335	200.3	1:24.558	13	27.114	199.2	29.600	176.2	27.156	200.7	1:23.870
6	27.485	198.1	30.105	175.1	27.382	200.7	1:24.972	14	27.204	198.9	29.369	176.2	27.185	200.7	1:23.758
7	27.228	198.5	29.925	173.7	29.261	199.2	1:26.414	15	27.185	198.9	29.542	176.5	27.190	200.3	1:23.917
8	27.383	199.2	29.744	175.9	27.583	199.6	1:24.710								



Circuit Length - 3.695 kilometres
Autodromo Raul Boesel
Curitiba

2011 FIA World Touring Car Championship Free Practice 2 - Sector Analysis Report

Lap	S1 Time	S1 Spd	S2 Time	S2 Spd	S3 Time	S3 Spd	Lap Time	Pit	Lap	S1 Time	S1 Spd	S2 Time	S2 Spd	S3 Time	S3 Spd	Lap Time	Pit
12 ENGSTLER DEU BMW 320 TC									Y								
1	19:32.780	190.2	32.400	170.7	29.192	197.0	20:34.372		8	27.699	198.1	29.509	175.1	27.182	199.2	1:24.390	
2	27.965	197.8	29.954	173.1	28.881	196.3	1:26.800		9	27.421	198.1	29.613	175.1	27.040	199.6	1:24.074	
3	27.552	198.9	29.807	174.8	27.426	199.2	1:24.785		10	27.257	198.9	29.549	174.5	27.009	200.7	1:23.815	
4	27.328	199.6	35.915	169.1	28.064	200.3	1:31.307		11	28.259	200.0	30.368	174.5	27.927	201.1	1:26.554	
5	27.362	200.0	29.891	174.0	26.989	201.4	1:24.242		12	27.144	198.9	29.318	175.1	27.157	197.8	1:23.619	
6	30.781	149.3	33.996	106.0	3:51.694		4:56.471	Pit									
7	35.298	198.1	30.250	173.7	27.572	197.8	1:33.120										
15 CORONEL NLD BMW 320 TC																	
1	11:15.670	184.8	36.215	152.2	30.731	197.0	12:22.616		10	27.413	199.2	29.465	174.5	27.083	199.6	1:23.961	
2	27.397	198.9	29.748	174.5	27.215	200.3	1:24.360		11	27.164	199.2	29.561	175.6	27.199	199.6	1:23.924	
3	27.338	198.9	32.134	126.0	29.245	202.2	1:28.717		12	27.152	199.2	29.604	174.5	27.176	199.2	1:23.932	
4	29.080	171.2	32.404	172.9	27.153	200.3	1:28.637		13	27.052	200.0	29.513	175.9	28.208	199.2	1:24.773	
5	27.171	198.5	29.403	174.8	27.052	200.0	1:23.626		14	27.084	200.3	29.482	173.1	2:39.738		3:36.304	Pit
6	29.487	181.4	34.296	146.0	3:19.821		4:23.604	Pit	15	33.104	198.1	29.643	174.8	27.266	200.3	1:30.013	
7	35.134	194.3	30.806	173.1	28.150	198.8	1:34.090		16	27.166	199.6	29.494	174.5	27.877	198.1	1:24.537	
8	27.164	199.2	30.760	174.0	27.122	198.8	1:25.046		17	27.096	199.6	29.404	174.5	27.460	198.8	1:23.960	
9	27.435	198.5	29.552	174.2	27.173	198.8	1:24.160										
17 NYKJAER DNK SEAT Leon 2.0 TDI									Y								
1	11:06.907	161.9	35.292	163.3	30.620	187.1	12:12.819		9	27.354	197.8	29.692	174.0	27.020	198.8	1:24.066	
2	29.920	150.2	33.651	166.3	30.824	187.5	1:34.395		10	27.266	198.9	30.160	172.3	27.944	196.0	1:25.370	
3	28.038	197.8	30.947	169.4	29.131	198.1	1:28.116		11	27.439	198.5	30.221	173.4	27.424	198.1	1:25.084	
4	27.678	197.4	29.642	174.2	26.957	198.5	1:24.277		12	27.470	196.7	29.834	173.4	27.102	198.8	1:24.406	
5	27.245	197.1	29.895	173.7	27.195	198.8	1:24.335		13	27.340	198.5	29.851	174.5	27.191	198.5	1:24.382	
6	27.431	198.1	29.705	173.1	27.025	198.8	1:24.161		14	27.640	197.8	29.803	174.5	27.102	200.0	1:24.545	
7	27.494	196.7	31.755	165.3	6:11.837		7:11.086	Pit	15	27.311	197.8	29.836	174.2	27.227	198.8	1:24.374	
8	50.553	186.1	30.181	173.4	27.129	199.2	1:47.863										
18 MONTEIRO PRT SEAT Leon 2.0 TDI																	
1	11:05.449	177.6	33.729	163.3	29.509	195.6	12:08.687		8	29.139	173.4	32.685	165.1	4:43.123		5:44.947	Pit
2	27.510	195.3	29.975	172.9	27.048	196.7	1:24.533		9	50.032	191.9	37.748	116.6	29.868	196.0	1:57.648	
3	27.598	195.3	29.781	173.4	27.249	196.0	1:24.628		10	27.282	195.3	29.553	174.0	28.045	197.4	1:24.880	
4	27.247	196.4	29.695	173.7	27.073	196.7	1:24.015		11	27.461	195.0	29.535	173.4	27.036	196.7	1:24.032	
5	27.523	180.8	32.631	161.2	5:58.479		6:58.633	Pit	12	27.239	195.3	29.656	173.7	26.977	196.7	1:23.872	
6	36.408	190.9	31.720	168.6	28.004	195.6	1:36.132										
7	27.307	194.6	29.520	173.4	26.956	197.8	1:23.783										



Circuit Length - 3.695 kilometres
Autodromo Raul Boesel
Curitiba

2011 FIA World Touring Car Championship

Free Practice 2 - Sector Analysis Report

Lap	S1 Time	S1 Spd	S2 Time	S2 Spd	S3 Time	S3 Spd	Lap Time	Pit	Lap	S1 Time	S1 Spd	S2 Time	S2 Spd	S3 Time	S3 Spd	Lap Time	Pit
20 VILLA ESP BMW 320 TC Y																	
1	13:29.130	113.1	38.333	151.4	31.840	159.2	14:39.303		9	28.707	187.0	30.214	174.5	27.600	194.9	1:26.521	
2	33.705	182.0	32.845	168.6	28.395	195.2	1:34.945		10	27.590	198.5	31.498	163.3	28.213	198.5	1:27.301	
3	29.114	191.9	33.591	169.4	28.261	195.2	1:30.966		11	27.412	198.1	30.031	173.1	27.571	198.1	1:25.014	
4	28.660	195.7	31.658	171.8	28.281	196.7	1:28.599		12	27.477	197.8	30.614	174.0	27.578	197.4	1:25.669	
5	27.934	197.4	30.522	174.0	27.845	197.8	1:26.301		13	27.544	197.4	30.228	171.8	27.958	198.8	1:25.730	
6	28.014	188.6	30.275	173.7	28.524	194.5	1:26.813		14	27.629	196.7	30.828	174.0	27.786	197.8	1:26.243	
7	28.924	189.9	33.157	141.4	5:51.946		6:54.027	Pit	15	27.463	198.5	30.065	173.7	27.739	197.4	1:25.267	
8	36.669	194.6	31.548	171.0	28.227	196.7	1:36.444										
21 FABIANI ITA BMW 320Si Y																	
1	14:04.682	180.0	41.104	113.4	34.552	186.2	15:20.338		9	33.685	172.1	36.149	133.2	3:06.090		4:15.924	Pit
2	29.633	188.3	33.457	159.8	32.147	183.9	1:35.237		10	40.501	183.9	33.759	153.9	33.567	186.5	1:47.827	
3	30.053	187.6	33.269	159.3	31.118	187.1	1:34.440		11	29.241	188.6	33.011	159.3	30.537	187.5	1:32.789	
4	30.195	185.1	34.846	156.6	31.049	187.1	1:36.090		12	29.879	187.6	32.664	158.6	30.522	188.1	1:33.065	
5	29.968	187.6	33.043	158.9	31.187	188.4	1:34.198		13	30.600	188.6	32.262	160.2	29.966	188.1	1:32.828	
6	29.393	188.0	33.461	153.1	30.819	188.1	1:33.673		14	29.466	188.0	32.536	162.4	30.015	188.8	1:32.017	
7	29.591	188.3	32.619	162.6	30.251	188.1	1:32.461		15	28.995	188.6	32.433	161.4	29.832	187.1	1:31.260	
8	29.709	187.6	32.895	160.9	30.390	187.8	1:32.994										
25 BENNANI MAR BMW 320 TC Y																	
1							27:03.029	Pit	6	27.738	196.7	30.139	174.0	27.605	199.6	1:25.482	
2	35.250	193.6	30.717	167.3	2:38.726		3:44.693	Pit	7	27.493	197.1	29.927	172.9	27.645	199.2	1:25.065	
3	34.000	194.3	30.454	172.6	28.620	194.9	1:33.074		8	27.249	197.8	29.728	174.5	27.632	198.8	1:24.609	
4	27.681	196.7	29.962	173.1	28.244	196.7	1:25.887		9	27.454	197.1	29.817	174.5	27.563	198.5	1:24.834	
5	27.727	196.0	30.214	172.6	27.471	198.8	1:25.412										
30 DAHLGREN SWE Volvo C30 Y																	
1	11:17.902	180.0	36.134	136.0	31.484	195.6	12:25.520		5	28.305	185.4	29.804	168.1	27.430	193.5	1:25.539	
2	27.565	192.2	30.357	168.4	27.750	194.9	1:25.672		6	27.518	192.2	29.496	170.2	28.083	193.5	1:25.097	
3	28.991	190.2	33.219	164.8	3:51.499		4:53.709	Pit									
4	36.672	181.1	31.773	164.1	28.446	193.5	1:36.891										
65 LEE HKG BMW 320 TC Y																	
1	11:23.429	180.5	33.497	144.2	31.774	196.7	12:28.700										
2	28.307	196.4	30.868	171.5	43.677		1:42.852										
74 ORIOLA ESP SEAT Leon 2.0 TDI Y																	
1	11:09.738	157.9	35.924	135.3	28.895	199.2	12:14.557		6	27.353	200.0	29.629	175.3	1:09.839	127.8	2:06.821	
2	27.503	199.6	30.155	175.9	27.071	201.8	1:24.729		7	36.110	137.2	35.712	146.7	8:07.503		9:19.325	Pit
3	27.525	201.4	36.177	152.2	2:13.707		3:17.409	Pit	8	41.600	115.3	36.607	150.6	32.389	151.6	1:50.596	
4	34.250	197.1	31.295	170.7	31.815	199.6	1:37.360		9	35.389	148.5	32.814	141.8	32.008	175.8	1:40.211	
5	27.448	200.3	32.300	165.1	28.018	198.8	1:27.766										



Circuit Length - 3.695 kilometres
Autodromo Raul Boesel
Curitiba

2011 FIA World Touring Car Championship Free Practice 2 - Best Sector Speeds Report

SECTOR 1				SECTOR 2				SECTOR 3				
POS	NO	NAME	SPEED	LAP	NO	NAME	SPEED	LAP	NO	NAME	SPEED	LAP
1	74	ORIOLA	201.4	3	11	POULSEN	176.5	9	15	CORONEL	202.2	3
2	15	CORONEL	200.3	14	15	CORONEL	175.9	13	74	ORIOLA	201.8	2
3	12	ENGSTLER	200.0	5	74	ORIOLA	175.9	2	6	BUENO	201.4	3
4	11	POULSEN	199.6	9	2	HUFF	175.1	7	12	ENGSTLER	201.4	5
5	7	BARTH	199.2	8	12	ENGSTLER	175.1	8	8	MENU	201.1	9
6	17	NYKJAER	198.9	10	6	BUENO	174.5	10	1	MULLER	200.7	9
7	20	VILLA	198.5	10	7	BARTH	174.5	13	2	HUFF	200.7	7
8	8	MENU	198.1	10	17	NYKJAER	174.5	13	11	POULSEN	200.7	6
9	2	HUFF	197.8	6	20	VILLA	174.5	9	17	NYKJAER	200.0	14
10	3	TARQUINI	197.8	4	25	BENNANI	174.5	8	25	BENNANI	199.6	6
11	6	BUENO	197.8	3	1	MULLER	174.2	2	3	TARQUINI	198.8	9
12	25	BENNANI	197.8	8	8	MENU	174.2	9	20	VILLA	198.8	13
13	1	MULLER	197.4	3	3	TARQUINI	174.0	9	18	MONTEIRO	197.8	7
14	4	DUDUKALO	196.7	9	18	MONTEIRO	174.0	10	7	BARTH	197.4	11
15	18	MONTEIRO	196.4	4	4	DUDUKALO	172.9	9	4	DUDUKALO	196.7	4
16	65	LEE	196.4	2	65	LEE	171.5	2	65	LEE	196.7	1
17	30	DAHLGREN	192.2	2	30	DAHLGREN	170.2	6	30	DAHLGREN	195.6	1
18	10	TANIGUCHI	191.9	14	10	TANIGUCHI	167.8	13	10	TANIGUCHI	195.2	9
19	9	O'YOUNG	188.6	3	9	O'YOUNG	167.3	4	9	O'YOUNG	194.5	4
20	21	FABIANI	188.6	11	21	FABIANI	162.6	7	21	FABIANI	188.8	14

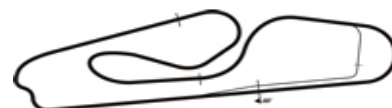


Circuit Length - 3.695 kilometres
Autodromo Raul Boesel
Curitiba

2011 FIA World Touring Car Championship Free Practice 2 - Best Sector Times Report

POS	SECTOR 1			SECTOR 2			SECTOR 3			NO	NAME	IDEAL/BEST LAP COMPARISON			DIFF
	NO	TIME	LAP	NO	TIME	LAP	NO	TIME	LAP			IDEAL	BEST	LAP	
1	6	26.850	10	1	28.965	9	2	26.473	2	1	MULLER	1:22.368	1:22.455	9	+ 0.087
2	8	26.867	10	2	29.189	2	6	26.497	10	2	HUFF	1:22.596	1:22.596	2	+ 0.000
3	1	26.871	9	6	29.307	10	1	26.532	13	6	BUENO	1:22.654	1:22.654	10	+ 0.000
4	2	26.934	2	8	29.311	6	8	26.570	2	8	MENU	1:22.748	1:22.796	10	+ 0.048
5	15	27.052	13	12	29.318	12	3	26.871	9	12	ENGSTLER	1:23.451	1:23.619	12	+ 0.168
6	11	27.114	13	11	29.369	14	18	26.956	7	3	TARQUINI	1:23.484	1:23.612	7	+ 0.128
7	12	27.144	12	15	29.403	5	17	26.957	4	15	CORONEL	1:23.507	1:23.626	5	+ 0.119
8	3	27.159	4	3	29.454	7	12	26.989	5	11	POULSEN	1:23.639	1:23.758	14	+ 0.119
9	18	27.239	12	30	29.496	6	7	27.002	3	18	MONTEIRO	1:23.715	1:23.783	7	+ 0.068
10	17	27.245	5	18	29.520	7	15	27.052	5	17	NYKJAER	1:23.844	1:24.066	9	+ 0.222
11	25	27.249	8	7	29.614	9	74	27.071	2	7	BARTH	1:23.882	1:23.998	9	+ 0.116
12	7	27.266	15	74	29.629	6	11	27.156	13	74	ORIOLO	1:24.053	1:24.729	2	+ 0.676
13	74	27.353	6	17	29.642	4	10	27.332	12	30	DAHLGREN	1:24.444	1:25.097	6	+ 0.653
14	20	27.412	11	25	29.728	8	9	27.366	4	25	BENNANI	1:24.448	1:24.609	8	+ 0.161
15	9	27.473	4	9	29.857	4	30	27.430	5	9	O'YOUNG	1:24.696	1:24.696	4	+ 0.000
16	4	27.506	9	20	30.031	11	25	27.471	5	20	VILLA	1:25.014	1:25.014	11	+ 0.000
17	30	27.518	6	4	30.230	9	4	27.533	7	4	DUDUKALO	1:25.269	1:25.451	9	+ 0.182
18	10	27.724	11	10	30.343	14	20	27.571	11	10	TANIGUCHI	1:25.399	1:25.719	10	+ 0.320
19	65	28.307	2	65	30.868	2	21	29.832	15	65	LEE	1:30.949	1:42.852	2	+ 11.90
20	21	28.995	15	21	32.262	13	65	31.774	1	21	FABIANI	1:31.089	1:31.260	15	+ 0.171

'Perfect Lap' - 1:22.288



Circuit Length - 3.695 kilometres
Autodromo Raul Boesel
Curitiba

**2011 FIA World Touring Car Championship
QUALIFYING 1 - PROVISIONAL CLASSIFICATION**

POS	NO	CLS	DRIVER	NAT	CAR	TIME	LAPS	GAP	KPH
1	18		Tiago MONTEIRO	PRT	SEAT Leon 2.0 TDI	1:22.869	7		160.51
2	11	Y	Kristian POULSEN	DNK	BMW 320 TC	1:22.925	5	0.056	160.41
3	1		Yvan MULLER	FRA	Chevrolet Cruze 1.6T	1:22.980	4	0.111	160.30
4	12	Y	Franz ENGSTLER	DEU	BMW 320 TC	1:23.008	9	0.139	160.25
5	2		Robert HUFF	GBR	Chevrolet Cruze 1.6T	1:23.059	9	0.190	160.15
6	6		Carlos BUENO	BRA	Chevrolet Cruze 1.6T	1:23.084	5	0.215	160.10
7	3		Gabriele TARQUINI	ITA	SEAT Leon 2.0 TDI	1:23.095	2	0.226	160.08
8	15		Tom CORONEL	NLD	BMW 320 TC	1:23.138	7	0.269	159.99
9	7	Y	Fredy BARTH	CHE	SEAT Leon 2.0 TDI	1:23.172	10	0.303	159.93
10	17	Y	Michel NYKJAER	DNK	SEAT Leon 2.0 TDI	1:23.180	9	0.311	159.91
11	8		Alain MENU	CHE	Chevrolet Cruze 1.6T	1:23.260	8	0.391	159.76
12	30		Robert DAHLGREN	SWE	Volvo C30	1:23.300	7	0.431	159.68
13	74	Y	Pepe ORIOLA	ESP	SEAT Leon 2.0 TDI	1:23.343	11	0.474	159.60
14	25	Y	Mehdi BENNANI	MAR	BMW 320 TC	1:23.556	11	0.687	159.19
15	9	Y	Darryl O'YOUNG	HKG	Chevrolet Lacetti	1:23.793	6	0.924	158.74
16	65	Y	Marchy LEE	HKG	BMW 320 TC	1:24.111	10	1.242	158.14
17	20	Y	Javier VILLA	ESP	BMW 320 TC	1:24.268	11	1.399	157.85
18	4	Y	Aleksei DUDUKALO	RUS	SEAT Leon 2.0 TDI	1:24.781	9	1.912	156.89
19	10	Y	Yukinori TANIGUCHI	JPN	Chevrolet Lacetti	1:25.069	11	2.200	156.36
QUALIFICATION MAXIMA						1:28.669			
21	Y		Fabio FABIANI	ITA	BMW 320si	1:29.666	10	6.797	148.35

Curitiba

Subject to technical scrutineering. For Media Information Purposes - No Regulatory Value.

Circuit Length = 3.6950 km.

Weather/Track: Cloud, drizzle 17C/Dry 21C

Start: 14:00 End: 14:20

Race Director:	Steward:	Timekeeper:	Issued at:
----------------	----------	-------------	------------

**2011 FIA World Touring Car Championship
QUALIFYING 1 RESULT**

POS	NO	CLS	DRIVER	NAT	CAR	TIME	LAPS	GAP	KPH
1	18		Tiago MONTEIRO	PRT	SEAT Leon 2.0 TDI	1:22.869	7		160.51
2	11	Y	Kristian POULSEN	DNK	BMW 320 TC	1:22.925	5	0.056	160.41
3	1		Yvan MULLER	FRA	Chevrolet Cruze 1.6T	1:22.980	4	0.111	160.30
4	12	Y	Franz ENGSTLER	DEU	BMW 320 TC	1:23.008	9	0.139	160.25
5	2		Robert HUFF	GBR	Chevrolet Cruze 1.6T	1:23.059	9	0.190	160.15
6	6		Carlos BUENO	BRA	Chevrolet Cruze 1.6T	1:23.084	5	0.215	160.10
7	3		Gabriele TARQUINI	ITA	SEAT Leon 2.0 TDI	1:23.095	2	0.226	160.08
8	15		Tom CORONEL	NLD	BMW 320 TC	1:23.138	7	0.269	159.99
9	17	Y	Michel NYKJAER	DNK	SEAT Leon 2.0 TDI	1:23.180	9	0.311	159.91
10	8		Alain MENU	CHE	Chevrolet Cruze 1.6T	1:23.260	8	0.391	159.76
11	30		Robert DAHLGREN	SWE	Volvo C30	1:23.300	7	0.431	159.68
12	74	Y	Pepe ORIOLA	ESP	SEAT Leon 2.0 TDI	1:23.343	11	0.474	159.60
13	25	Y	Mehdi BENNANI	MAR	BMW 320 TC	1:23.556	11	0.687	159.19
14	65	Y	Marchy LEE	HKG	BMW 320 TC	1:24.111	10	1.242	158.14
15	20	Y	Javier VILLA	ESP	BMW 320 TC	1:24.268	11	1.399	157.85
16	4	Y	Aleksei DUDUKALO	RUS	SEAT Leon 2.0 TDI	1:24.781	9	1.912	156.89
17	10	Y	Yukinori TANIGUCHI	JPN	Chevrolet Lacetti	1:25.069	11	2.200	156.36
QUALIFICATION MAXIMA						1:28.669			
21	Y		Fabio FABIANI	ITA	BMW 320si	1:29.666	10	6.797	148.35

Cars 9 & 7, all times disallowed, Stewards decisions 12 & 13 refer.

Weather/Track: Cloud, drizzle 17C/Dry 21C

Curitiba

Circuit Length = 3.6950 km.

Start: 14:00 End: 14:20

Steward:	Steward:	Steward:	Issued at:
----------	----------	----------	------------

2011 FIA World Touring Car Championship Qualifying 1 - Sector Analysis Report

Lap	S1 Time	S1 Spd	S2 Time	S2 Spd	S3 Time	S3 Spd	Lap Time	Pit	Lap	S1 Time	S1 Spd	S2 Time	S2 Spd	S3 Time	S3 Spd	Lap Time	Pit
1 MULLER FRA Chevrolet Cruze 1.6T																	
1	11:38.513	133.2	38.910	145.6	29.718	198.1	12:47.141		4	43.108	125.6	38.309	126.4	29.262	199.2	1:50.679	
2	27.094	193.9	29.324	171.0	26.562	198.8	1:22.980										
3	31.872	136.9	38.579	118.0			13:02.176	Pit									
2 HUFF GBR Chevrolet Cruze 1.6T																	
1	10:55.021	189.6	32.938	156.6	30.323	198.1	11:58.282		6	27.605	193.3	31.474	163.1	4:24.566		5:23.645	Pit
2	27.094	194.6	29.985	171.8	26.759	198.1	1:23.838		7	36.942	187.3	32.690	163.1	28.409	200.3	1:38.041	
3	28.849	187.0	32.016	160.0	3:28.854		4:29.719	Pit	8	26.951	194.6	29.569	172.3	26.831	195.2	1:23.351	
4	40.857	171.0	32.920	151.4	28.701	198.5	1:42.478		9	27.311	194.6	29.230	172.1	26.518	198.1	1:23.059	
5	27.149	194.6	29.365	172.3	26.798	199.2	1:23.312										
3 TARQUINI ITA SEAT Leon 2.0 TDI																	
1	11:02.190	153.3	35.877	135.5	31.713	200.7	12:09.780										
2	27.001	197.8	29.388	175.3	26.706	202.2	1:23.095										
4 DUDUKALO RUS SEAT Leon 2.0 TDI Y																	
1	11:05.155	186.7	35.033	126.2	32.808	198.5	12:12.996		6	27.494	194.6	30.250	171.2	27.292	196.3	1:25.036	
2	27.414	193.9	30.099	171.5	27.468	197.4	1:24.981		7	36.681	134.5	33.054	146.7	4:59.923		6:09.658	Pit
3	27.610	193.6	31.844	139.1	2:55.360		3:54.814	Pit	8	40.109	113.4	35.305	167.3	27.561	198.5	1:42.975	
4	34.551	192.2	30.245	170.7	27.354	198.1	1:32.150		9	27.516	194.6	29.845	172.9	27.466	198.1	1:24.827	
5	27.494	194.3	30.117	172.1	27.170	196.7	1:24.781										
6 BUENO BRA Chevrolet Cruze 1.6T																	
1	10:59.636	133.0	35.060	164.3	31.107	199.2	12:05.803		4	40.468	191.9	29.825	171.2	26.692	197.4	1:36.985	
2	27.235	194.3	29.568	172.3	26.660	199.2	1:23.463		5	27.170	194.3	29.304	171.5	26.610	197.4	1:23.084	
3	33.866	94.5	42.424	165.6	7:01.866		8:18.156	Pit									
7 BARTH CHE SEAT Leon 2.0 TDI Y																	
1	11:02.132	194.6	34.407	140.9	31.306	198.8	12:07.845		7	27.305	195.7	29.713	172.3	2:41.840		3:38.858	Pit
2	27.107	196.0	29.673	172.1	26.900	199.6	1:23.680		8	37.813	161.4	32.856	140.2	29.643	201.4	1:40.312	
3	28.361	179.7	32.305	163.1	2:47.683		3:48.349	Pit	9	26.985	198.1	29.478	175.1	26.709	200.7	1:23.172	
4	35.949	154.8	33.122	166.1	28.145	200.3	1:37.216		10	27.026	198.5	29.424	173.4	26.929	199.6	1:23.379	
5	29.293	183.3	30.318	172.9	26.847	200.7	1:26.458										
6	27.007	197.4	29.616	173.1	26.839	200.0	1:23.462										
8 MENU CHE Chevrolet Cruze 1.6T																	
1	10:58.185	165.3	34.690	157.5	31.147	196.3	12:04.022		6	26.974	195.7	29.572	171.8	27.177	183.6	1:23.723	
2	27.396	193.6	29.979	169.4	26.953	198.5	1:24.328		7	28.260	152.5	31.053	169.1	27.840	199.2	1:27.153	
3	29.736	177.9	31.773	153.9	9:24.107		10:25.616	Pit	8	27.007	194.6	29.553	171.8	27.156	177.3	1:23.716	
4	37.674	182.6	32.241	167.8	27.882	197.8	1:37.797										
5	27.191	193.6	29.519	171.0	26.550	198.5	1:23.260										



Circuit Length - 3.695 kilometres
Autodromo Raul Boesel
Curitiba

2011 FIA World Touring Car Championship Qualifying 1 - Sector Analysis Report

Lap	S1 Time	S1 Spd	S2 Time	S2 Spd	S3 Time	S3 Spd	Lap Time	Pit	Lap	S1 Time	S1 Spd	S2 Time	S2 Spd	S3 Time	S3 Spd	Lap Time	Pit
9 O'YOUNG HKG Chevrolet Lacetti Y																	
1	11:08.120	172.6	34.484	141.4	33.083	198.1	12:15.687		5	36.724	187.3	31.581	166.6	27.928	196.7	1:36.233	
2	27.155	190.9	30.073	166.3	26.839	197.0	1:24.067		6	27.099	189.9	29.722	167.8	26.972	196.0	1:23.793	
3	27.232	189.9	30.225	168.1	28.914	194.5	1:26.371										
4	27.394	188.3	30.856	162.6			11:27.893	Pit									
10 TANIGUCHI JPN Chevrolet Lacetti Y																	
1	11:11.933	185.4	33.151	133.2	33.863	193.5	12:18.947		7	34.639	190.2	30.383	166.3	27.773	194.9	1:32.795	
2	27.944	191.6	30.658	167.1	27.715	194.5	1:26.317		8	27.864	188.9	30.186	166.1	27.381	194.9	1:25.431	
3	28.065	190.2	30.761	166.8	27.223	196.3	1:26.049		9	28.118	188.9	30.393	167.1	27.340	194.9	1:25.851	
4	27.641	190.9	30.348	166.8	27.080	195.2	1:25.069		10	27.908	190.6	30.191	167.6	27.196	194.5	1:25.295	
5	27.758	190.2	30.275	167.1	27.911	195.2	1:25.944		11	27.862	191.2	30.113	167.1	27.224	193.8	1:25.199	
6	28.959	188.6	31.047	164.8	4:02.415		5:02.421	Pit									
11 POULSEN DNK BMW 320 TC Y																	
1	11:11.899	196.0	32.809	136.2	32.590	202.6	12:17.298		4	33.585	197.4	29.893	174.8	27.891	202.6	1:31.369	
2	26.943	200.0	29.576	176.2	26.684	204.9	1:23.203		5	26.875	199.2	29.211	175.3	26.839	203.7	1:22.925	
3	27.630	196.7	30.431	169.9	2:04.827		3:02.888	Pit									
12 ENGSTLER DEU BMW 320 TC Y																	
1	14:10.214	191.6	30.912	170.2	27.955	198.1	15:09.081		6	29.856	185.7	31.368	158.9	3:45.509		4:46.733	Pit
2	27.503	194.6	30.059	171.8	27.390	197.0	1:24.952		7	34.502	172.3	30.998	163.8	27.241	199.2	1:32.741	
3	27.379	195.7	29.840	171.8	27.366	197.8	1:24.585		8	34.698	97.6	40.484	125.0	29.391	201.4	1:44.573	
4	34.536	116.6	33.160	153.7	29.091	199.6	1:36.787		9	26.855	197.4	29.243	174.2	26.910	198.5	1:23.008	
5	27.182	197.4	29.746	172.9	27.316	198.1	1:24.244										
15 CORONEL NLD BMW 320 TC Y																	
1	12:11.880	187.6	34.562	151.4	30.140	199.2	13:16.582		5	28.770	192.2	31.732	166.3	6:18.005		7:18.507	Pit
2	27.044	197.8	29.418	174.2	27.346	194.9	1:23.808		6	41.338	165.3	35.403	146.9	30.835	199.2	1:47.576	
3	29.265	196.0	33.109	159.8	28.828	200.7	1:31.202		7	26.961	199.6	29.406	174.5	26.906	196.3	1:23.273	
4	26.989	198.1	29.289	174.2	26.860	201.1	1:23.138										
17 NYKJAER DNK SEAT Leon 2.0 TDI Y																	
1	11:01.754	169.9	35.733	135.2	31.267	200.7	12:08.754		6	27.252	195.3	30.060	158.9	4:07.824		5:05.136	Pit
2	27.077	199.2	29.785	174.0	26.871	201.8	1:23.733		7	38.359	174.0	32.599	151.2	29.818	202.2	1:40.776	
3	28.043	177.0	32.310	164.3	2:45.035		3:45.388	Pit	8	27.070	196.7	29.591	173.7	26.869	200.3	1:23.530	
4	37.219	160.0	33.041	162.6	27.987	200.7	1:38.247		9	26.975	197.4	29.432	173.1	26.773	200.7	1:23.180	
5	27.057	197.1	29.588	172.1	26.827	200.7	1:23.472										
18 MONTEIRO PRT SEAT Leon 2.0 TDI Y																	
1	11:03.421	165.6	35.618	123.3	32.124	200.3	12:11.163		5	27.023	195.7	29.341	173.7	26.505	200.3	1:22.869	
2	27.125	197.1	29.425	174.2	26.617	200.7	1:23.167		6	27.921	166.8	34.950	146.5	3:58.952		5:01.823	Pit
3	28.265	190.2	32.988	159.8	2:46.585		3:47.838	Pit	7	39.212	184.5	32.722	148.9	29.764	197.4	1:41.698	
4	35.286	187.0	32.977	169.4	27.630	200.3	1:35.893										



Circuit Length - 3.695 kilometres
Autodromo Raul Boesel
Curitiba

2011 FIA World Touring Car Championship Qualifying 1 - Sector Analysis Report

Lap	S1 Time	S1 Spd	S2 Time	S2 Spd	S3 Time	S3 Spd	Lap Time	Pit	Lap	S1 Time	S1 Spd	S2 Time	S2 Spd	S3 Time	S3 Spd	Lap Time	Pit	
20 VILLA									ESP BMW 320 TC									Y
1	11:18.048	190.9	31.925	165.3	31.644	199.2	12:21.617		7	27.476	195.3	30.545	170.7	27.232	198.1	1:25.253		
2	27.396	196.7	29.944	172.6	27.249	200.3	1:24.589		8	27.396	195.3	30.170	141.1	27.913	200.3	1:25.479		
3	27.350	197.1	38.062	84.0	30.481	199.2	1:35.893		9	27.251	197.8	29.971	172.1	27.143	197.4	1:24.365		
4	27.536	195.3	29.740	172.9	27.112	198.5	1:24.388		10	27.386	195.3	29.679	172.3	27.203	197.8	1:24.268		
5	27.299	196.7	32.065	110.3	4:07.047		5:06.411	Pit	11	27.360	196.4	29.772	172.9	27.171	197.8	1:24.303		
6	37.750	191.6	30.370	169.9	27.387	197.8	1:35.507											
21 FABIANI									ITA BMW 320Si									Y
1	11:23.298	183.9	34.292	143.1	31.943	186.2	12:29.533		7	35.545	186.1	32.306	159.5	29.726	188.8	1:37.577		
2	29.801	186.7	33.064	156.8	30.493	188.1	1:33.358		8	28.561	188.6	32.429	160.0	29.812	189.1	1:30.802		
3	29.732	186.4	32.771	159.3	30.106	187.8	1:32.609		9	28.938	187.6	31.804	160.7	29.524	188.8	1:30.266		
4	29.112	186.7	32.380	160.0	29.587	189.1	1:31.079		10	28.840	188.0	31.485	162.9	29.341	189.4	1:29.666		
5	29.021	186.4	32.007	161.2	29.777	187.5	1:30.805											
6	29.901	186.7	32.577	154.8	4:19.191		5:21.669	Pit										
25 BENNANI									MAR BMW 320 TC									Y
1	11:15.805	191.6	34.901	121.8	33.175	198.8	12:23.881		7	27.473	196.0	29.318	174.0	26.794	201.8	1:23.585		
2	27.405	195.3	29.694	172.9	27.173	201.4	1:24.272		8	27.118	197.4	29.463	173.1	26.975	199.2	1:23.556		
3	27.498	195.7	31.182	128.1	29.356	197.8	1:28.036		9	27.351	195.3	32.372	132.6	28.417	199.6	1:28.140		
4	27.351	194.3	29.777	172.6	27.012	199.2	1:24.140		10	27.309	196.4	29.566	173.4	27.078	199.2	1:23.953		
5	27.469	195.3	33.269	134.7	4:18.467		5:19.205	Pit	11	27.325	197.1	29.374	173.7	26.945	199.6	1:23.644		
6	34.292	194.3	30.133	171.8	27.198	198.8	1:31.623											
30 DAHLGREN									SWE Volvo C30									
1	11:07.590	177.9	34.006	154.8	33.372	196.7	12:14.968		5	27.623	186.7	31.294	148.3	5:55.693		6:54.610	Pit	
2	27.333	192.6	29.482	170.2	26.485	199.2	1:23.300		6	37.052	188.3	31.582	164.8	27.902	196.0	1:36.536		
3	28.823	168.1	31.591	131.0	3:20.537		4:20.951	Pit	7	27.270	191.9	29.421	168.1	27.118	190.8	1:23.809		
4	37.835	183.3	32.103	166.3	29.435	197.8	1:39.373											
65 LEE									HKG BMW 320 TC									Y
1	11:18.975	183.6	34.609	116.3	32.843	198.8	12:26.427		7	34.848	193.9	31.205	169.9	28.037	200.3	1:34.090		
2	27.631	197.1	30.181	172.9	27.841	200.3	1:25.653		8	27.406	197.4	29.635	173.4	27.670	198.8	1:24.711		
3	27.365	196.4	30.045	172.9	27.753	201.4	1:25.163		9	27.196	198.1	29.981	172.9	27.336	200.7	1:24.513		
4	27.284	197.1	29.759	174.8	27.483	201.8	1:24.526		10	27.121	197.8	29.639	174.0	27.351	200.0	1:24.111		
5	27.190	198.1	30.053	173.4	27.939	199.2	1:25.182											
6	31.444	166.1	33.990	169.1	6:02.021		7:07.455	Pit										
74 ORIOLA									ESP SEAT Leon 2.0 TDI									Y
1	11:04.263	190.6	35.446	117.4	32.491	201.1	12:12.200		7	28.846	176.5	30.530	173.1	2:41.391		3:40.767	Pit	
2	26.997	199.2	29.964	174.0	27.960	199.2	1:24.921		8	37.422	176.8	32.781	156.4	30.638	199.6	1:40.841		
3	27.611	197.8	31.491	168.9	2:45.039		3:44.141	Pit	9	27.007	199.2	29.562	174.5	26.774	200.7	1:23.343		
4	36.727	182.3	33.104	168.1	27.600	200.3	1:37.431		10	27.295	199.2	29.682	175.3	26.739	200.7	1:23.716		
5	27.179	198.1	29.596	174.8	26.727	201.4	1:23.502		11	27.153	198.9	29.979	174.8	26.971	199.6	1:24.103		
6	27.054	198.1	29.828	173.7	26.968	199.2	1:23.850											



Circuit Length - 3.695 kilometres
Autodromo Raul Boesel
Curitiba

2011 FIA World Touring Car Championship Qualifying 1 - Best Sector Speeds Report

SECTOR 1				SECTOR 2				SECTOR 3				
POS	NO	NAME	SPEED	LAP	NO	NAME	SPEED	LAP	NO	NAME	SPEED	LAP
1	11	POULSEN	200.0	2	11	POULSEN	176.2	2	11	POULSEN	204.9	2
2	15	CORONEL	199.6	7	3	TARQUINI	175.3	2	3	TARQUINI	202.2	2
3	17	NYKJAER	199.2	2	74	ORIOLO	175.3	10	17	NYKJAER	202.2	7
4	74	ORIOLO	199.2	2	7	BARTH	175.1	9	25	BENNANI	201.8	7
5	7	BARTH	198.5	10	65	LEE	174.8	4	65	LEE	201.8	4
6	65	LEE	198.1	5	15	CORONEL	174.5	7	7	BARTH	201.4	8
7	3	TARQUINI	197.8	2	12	ENGSTLER	174.2	9	12	ENGSTLER	201.4	8
8	20	VILLA	197.8	9	18	MONTEIRO	174.2	2	74	ORIOLO	201.4	5
9	12	ENGSTLER	197.4	5	17	NYKJAER	174.0	2	15	CORONEL	201.1	4
10	25	BENNANI	197.4	8	25	BENNANI	174.0	7	18	MONTEIRO	200.7	2
11	18	MONTEIRO	197.1	2	4	DUDUKALO	172.9	9	2	HUFF	200.3	7
12	8	MENU	195.7	6	20	VILLA	172.9	4	20	VILLA	200.3	2
13	2	HUFF	194.6	2	2	HUFF	172.3	5	1	MULLER	199.2	4
14	4	DUDUKALO	194.6	6	6	BUENO	172.3	2	6	BUENO	199.2	1
15	6	BUENO	194.3	2	8	MENU	171.8	6	8	MENU	199.2	7
16	1	MULLER	193.9	2	1	MULLER	171.0	2	30	DAHLGREN	199.2	2
17	30	DAHLGREN	192.6	2	30	DAHLGREN	170.2	2	4	DUDUKALO	198.5	1
18	10	TANIGUCHI	191.6	2	9	O'YOUNG	168.1	3	9	O'YOUNG	198.1	1
19	9	O'YOUNG	190.9	2	10	TANIGUCHI	167.6	10	10	TANIGUCHI	196.3	3
20	21	FABIANI	188.6	8	21	FABIANI	162.9	10	21	FABIANI	189.4	10



Circuit Length - 3.695 kilometres
Autodromo Raul Boesel
Curitiba

2011 FIA World Touring Car Championship Qualifying 1 - Best Sector Times Report

POS	SECTOR 1			SECTOR 2			SECTOR 3			NO	NAME	IDEAL/BEST LAP COMPARISON			DIFF
	NO	TIME	LAP	NO	TIME	LAP	NO	TIME	LAP			IDEAL	BEST	LAP	
1	12	26.855	9	11	29.211	5	30	26.485	2	2	HUFF	1:22.699	1:23.059	9	+ 0.360
2	11	26.875	5	2	29.230	9	18	26.505	5	11	POULSEN	1:22.770	1:22.925	5	+ 0.155
3	2	26.951	8	12	29.243	9	2	26.518	9	18	MONTEIRO	1:22.869	1:22.869	5	+ 0.000
4	15	26.961	7	15	29.289	4	8	26.550	5	1	MULLER	1:22.980	1:22.980	2	+ 0.000
5	8	26.974	6	6	29.304	5	1	26.562	2	12	ENGSTLER	1:23.008	1:23.008	9	+ 0.000
6	17	26.975	9	25	29.318	7	6	26.610	5	8	MENU	1:23.043	1:23.260	5	+ 0.217
7	7	26.985	9	1	29.324	2	11	26.684	2	6	BUENO	1:23.084	1:23.084	5	+ 0.000
8	74	26.997	2	18	29.341	5	3	26.706	2	3	TARQUINI	1:23.095	1:23.095	2	+ 0.000
9	3	27.001	2	3	29.388	2	7	26.709	9	15	CORONEL	1:23.110	1:23.138	4	+ 0.028
10	18	27.023	5	30	29.421	7	74	26.727	5	7	BARTH	1:23.118	1:23.172	9	+ 0.054
11	1	27.094	2	7	29.424	10	17	26.773	9	30	DAHLGREN	1:23.176	1:23.300	2	+ 0.124
12	9	27.099	6	17	29.432	9	25	26.794	7	17	NYKJAER	1:23.180	1:23.180	9	+ 0.000
13	25	27.118	8	8	29.519	5	9	26.839	2	25	BENNANI	1:23.230	1:23.556	8	+ 0.326
14	65	27.121	10	74	29.562	9	15	26.860	4	74	ORIOLO	1:23.286	1:23.343	9	+ 0.057
15	6	27.170	5	65	29.635	8	12	26.910	9	9	O'YOUNG	1:23.660	1:23.793	6	+ 0.133
16	20	27.251	9	20	29.679	10	10	27.080	4	20	VILLA	1:24.042	1:24.268	10	+ 0.226
17	30	27.270	7	9	29.722	6	20	27.112	4	65	LEE	1:24.092	1:24.111	10	+ 0.019
18	4	27.414	2	4	29.845	9	4	27.170	5	4	DUDUKALO	1:24.429	1:24.781	5	+ 0.352
19	10	27.641	4	10	30.113	11	65	27.336	9	10	TANIGUCHI	1:24.834	1:25.069	4	+ 0.235
20	21	28.561	8	21	31.485	10	21	29.341	10	21	FABIANI	1:29.387	1:29.666	10	+ 0.279

'Perfect Lap' - 1:22.551



Circuit Length - 3.695 kilometres
Autodromo Raul Boesel
Curitiba

**2011 FIA World Touring Car Championship
QUALIFYING 2 - PROVISIONAL CLASSIFICATION**

POS	NO	CLS	DRIVER	NAT	CAR	TIME	LAPS	GAP	KPH
1	2		Robert HUFF	GBR	Chevrolet Cruze 1.6T	1:21.758	4		162.70
2	1		Yvan MULLER	FRA	Chevrolet Cruze 1.6T	1:22.147	4	0.389	161.92
3	6		Carlos BUENO	BRA	Chevrolet Cruze 1.6T	1:22.503	4	0.745	161.23
4	17	Y	Michel NYKJAER	DNK	SEAT Leon 2.0 TDI	1:22.632	4	0.874	160.97
5	11	Y	Kristian POULSEN	DNK	BMW 320 TC	1:22.678	2	0.920	160.88
6	3		Gabriele TARQUINI	ITA	SEAT Leon 2.0 TDI	1:22.842	4	1.084	160.57
7	18		Tiago MONTEIRO	PRT	SEAT Leon 2.0 TDI	1:22.925	4	1.167	160.41
8	15		Tom CORONEL	NLD	BMW 320 TC	1:23.095	3	1.337	160.08
9	7	Y	Fredy BARTH	CHE	SEAT Leon 2.0 TDI	1:23.338	4	1.580	159.61
10	12	Y	Franz ENGSTLER	DEU	BMW 320 TC	1:31.527	3	9.769	145.33

Subject to technical scrutineering. For Media Information Purposes - No Regulatory Value.

Weather/Track: Cloud 17C/Dry 21C

Curitiba

Circuit Length = 3.6950 km.

Start: 14:25 End: 14:35

Race Director:	Steward:	Timekeeper:	Issued at:
----------------	----------	-------------	------------

**2011 FIA World Touring Car Championship
QUALIFYING 2 RESULT**

POS	NO	CLS	DRIVER	NAT	CAR	TIME	LAPS	GAP	KPH
1	2		Robert HUFF	GBR	Chevrolet Cruze 1.6T	1:21.758	4		162.70
2	1		Yvan MULLER	FRA	Chevrolet Cruze 1.6T	1:22.147	4	0.389	161.92
3	6		Carlos BUENO	BRA	Chevrolet Cruze 1.6T	1:22.503	4	0.745	161.23
4	17	Y	Michel NYKJAER	DNK	SEAT Leon 2.0 TDI	1:22.632	4	0.874	160.97
5	11	Y	Kristian POULSEN	DNK	BMW 320 TC	1:22.678	2	0.920	160.88
6	3		Gabriele TARQUINI	ITA	SEAT Leon 2.0 TDI	1:22.842	4	1.084	160.57
7	18		Tiago MONTEIRO	PRT	SEAT Leon 2.0 TDI	1:22.925	4	1.167	160.41
8	15		Tom CORONEL	NLD	BMW 320 TC	1:23.095	3	1.337	160.08
9	7	Y	Fredy BARTH	CHE	SEAT Leon 2.0 TDI	1:23.338	4	1.580	159.61
10	12	Y	Franz ENGSTLER	DEU	BMW 320 TC	1:36.098	3	14.340	138.42

Car 12, Best time disallowed, Stewards decision 11 refers

Weather/Track: Cloud 17C/Dry 21C

Curitiba

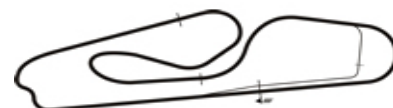
Circuit Length = 3.6950 km.

Start: 14:25 End: 14:35

Steward:	Steward:	Steward:	Issued at:
----------	----------	----------	------------

2011 FIA World Touring Car Championship Qualifying 2 - Sector Analysis Report

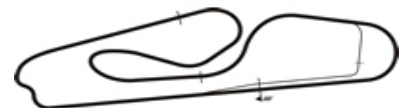
Lap	S1 Time	S1 Spd	S2 Time	S2 Spd	S3 Time	S3 Spd	Lap Time	Pit	Lap	S1 Time	S1 Spd	S2 Time	S2 Spd	S3 Time	S3 Spd	Lap Time	Pit
1 MULLER FRA Chevrolet Cruze 1.6T																	
1	10:56.014	139.6	37.199	134.7	28.433	201.4	12:01.646		4	40.076	174.8	33.781	158.2	27.737	203.0	1:41.594	
2	26.742	196.4	28.953	173.4	26.452	200.0	1:22.147										
3	28.723	159.3	31.901	145.8	3:18.602		4:19.226	Pit									
2 HUFF GBR Chevrolet Cruze 1.6T																	
1	10:56.975	154.8	38.387	137.9	29.375	203.3	12:04.737		4	39.445		32.643	169.7	27.043	202.6	1:39.131	
2	26.594	197.1	28.904	174.0	26.260	201.4	1:21.758										
3	27.258	195.3	31.158	142.5	3:16.886		4:15.302	Pit									
3 TARQUINI ITA SEAT Leon 2.0 TDI																	
1	10:59.280	158.9	38.066	155.7	30.263	202.2	12:07.609		4	34.677	192.2	31.533	169.7	27.865	200.3	1:34.075	
2	26.851	197.8	29.325	174.0	26.666	200.3	1:22.842										
3	27.611	195.7	30.964	171.8	2:32.076		3:30.651	Pit									
6 BUENO BRA Chevrolet Cruze 1.6T																	
1	10:58.699	157.0	37.991	148.3	29.894	203.0	12:06.584		4	41.867	188.9	29.917	173.4	26.763	200.7	1:38.547	
2	26.763	197.1	29.242	173.4	26.498	200.7	1:22.503										
3	28.099	187.6	30.832	170.7	3:09.625		4:08.556	Pit									
7 BARTH CHE SEAT Leon 2.0 TDI Y																	
1	10:59.891	161.7	38.617	127.2	30.913	200.3	12:09.421		4	35.923	189.3	31.990	155.3	27.891	200.3	1:35.804	
2	26.998	198.5	29.443	174.2	26.897	201.1	1:23.338										
3	27.455	195.0	31.387	134.2	2:28.662		3:27.504	Pit									
11 POULSEN DNK BMW 320 TC Y																	
1	11:03.092	186.4	37.447	158.2	31.439	203.0	12:11.978										
2	26.778	199.2	29.276	176.5	26.624	204.1	1:22.678										
12 ENGSTLER DEU BMW 320 TC Y																	
1	13:18.699	187.6	51.418		2:52.129		17:02.246	Pit	3	29.580	196.4	31.405	165.6	30.542	189.1	1:31.527	
2	34.431	187.0	32.621	142.0	29.046	201.4	1:36.098										
15 CORONEL NLD BMW 320 TC																	
1	13:09.892	197.4	29.431	173.1	1:54.897		15:34.220	Pit	3	26.937	199.6	29.249	174.2	26.909	204.5	1:23.095	
2	39.003	177.6	31.859	171.2	28.231	200.0	1:39.093										
17 NYKJAER DNK SEAT Leon 2.0 TDI Y																	
1	11:02.039	189.9	37.557	155.3	30.846	203.7	12:10.442		4	34.137	196.0	31.043	147.3	28.692	200.7	1:33.872	
2	26.816	200.3	29.254	174.8	26.562	203.7	1:22.632										
3	27.906	195.7	34.024	149.7	2:28.675		3:30.605	Pit									



Circuit Length - 3.695 kilometres
Autodromo Raul Boesel
Curitiba

2011 FIA World Touring Car Championship Qualifying 2 - Sector Analysis Report

Lap	S1 Time	S1 Spd	S2 Time	S2 Spd	S3 Time	S3 Spd	Lap Time	Pit	Lap	S1 Time	S1 Spd	S2 Time	S2 Spd	S3 Time	S3 Spd	Lap Time	Pit
18 MONTEIRO									PRT SEAT Leon 2.0 TDI								
1	11:01.292	183.9	36.842	142.5	30.311	201.1	12:08.445		4	35.446	188.9	31.908	167.1	27.676	198.5	1:35.030	
2	26.963	197.1	29.383	174.0	26.579	201.4	1:22.925										
3	26.993	198.1	29.922	171.2	2:31.173		3:28.088	Pit									



Circuit Length - 3.695 kilometres
Autodromo Raul Boesel
Curitiba

2011 FIA World Touring Car Championship Qualifying 2 - Best Sector Speeds Report

SECTOR 1				SECTOR 2				SECTOR 3				
POS	NO	NAME	SPEED	LAP	NO	NAME	SPEED	LAP	NO	NAME	SPEED	LAP
1	17	NYKJAER	200.3	2	11	POULSEN	176.5	2	15	CORONEL	204.5	3
2	15	CORONEL	199.6	3	17	NYKJAER	174.8	2	11	POULSEN	204.1	2
3	11	POULSEN	199.2	2	7	BARTH	174.2	2	17	NYKJAER	203.7	1
4	7	BARTH	198.5	2	15	CORONEL	174.2	3	2	HUFF	203.3	1
5	18	MONTEIRO	198.1	3	2	HUFF	174.0	2	1	MULLER	203.0	4
6	3	TARQUINI	197.8	2	3	TARQUINI	174.0	2	6	BUENO	203.0	1
7	2	HUFF	197.1	2	18	MONTEIRO	174.0	2	3	TARQUINI	202.2	1
8	6	BUENO	197.1	2	1	MULLER	173.4	2	12	ENGSTLER	201.4	2
9	1	MULLER	196.4	2	6	BUENO	173.4	2	18	MONTEIRO	201.4	2
10	12	ENGSTLER	196.4	3	12	ENGSTLER	165.6	3	7	BARTH	201.1	2



Circuit Length - 3.695 kilometres
Autodromo Raul Boesel
Curitiba

2011 FIA World Touring Car Championship Qualifying 2 - Best Sector Times Report

POS	SECTOR 1			SECTOR 2			SECTOR 3			NO	NAME	IDEAL/BEST LAP COMPARISON			DIFF
	NO	TIME	LAP	NO	TIME	LAP	NO	TIME	LAP			IDEAL	BEST	LAP	
1	2	26.594	2	2	28.904	2	2	26.260	2	2	HUFF	1:21.758	1:21.758	2	+ 0.000
2	1	26.742	2	1	28.953	2	1	26.452	2	1	MULLER	1:22.147	1:22.147	2	+ 0.000
3	6	26.763	2	6	29.242	2	6	26.498	2	6	BUENO	1:22.503	1:22.503	2	+ 0.000
4	11	26.778	2	15	29.249	3	17	26.562	2	17	NYKJAER	1:22.632	1:22.632	2	+ 0.000
5	17	26.816	2	17	29.254	2	18	26.579	2	11	POULSEN	1:22.678	1:22.678	2	+ 0.000
6	3	26.851	2	11	29.276	2	11	26.624	2	3	TARQUINI	1:22.842	1:22.842	2	+ 0.000
7	15	26.937	3	3	29.325	2	3	26.666	2	18	MONTEIRO	1:22.925	1:22.925	2	+ 0.000
8	18	26.963	2	18	29.383	2	7	26.897	2	15	CORONEL	1:23.095	1:23.095	3	+ 0.000
9	7	26.998	2	7	29.443	2	15	26.909	3	7	BARTH	1:23.338	1:23.338	2	+ 0.000
10	12	29.580	3	12	31.405	3	12	29.046	2	12	ENGSTLER	1:30.031	1:31.527	3	+ 1.496

'Perfect Lap' - 1:21.758



Circuit Length - 3.695 kilometres
Autodromo Raul Boesel
Curitiba

**2011 FIA World Touring Car Championship
COMBINED QUALIFYING RESULT**

POS	NO	CLS	DRIVER	NAT	CAR	Q1	Q2
1	2		Robert HUFF	GBR	Chevrolet Cruze 1.6T	1:23.059	1:21.758
2	1		Yvan MULLER	FRA	Chevrolet Cruze 1.6T	1:22.980	1:22.147
3	6		Carlos BUENO	BRA	Chevrolet Cruze 1.6T	1:23.084	1:22.503
4	17	Y	Michel NYKJAER	DNK	SEAT Leon 2.0 TDI	1:23.180	1:22.632
5	11	Y	Kristian POULSEN	DNK	BMW 320 TC	1:22.925	1:22.678
6	3		Gabriele TARQUINI	ITA	SEAT Leon 2.0 TDI	1:23.095	1:22.842
7	18		Tiago MONTEIRO	PRT	SEAT Leon 2.0 TDI	1:22.869	1:22.925
8	15		Tom CORONEL	NLD	BMW 320 TC	1:23.138	1:23.095
9	7	Y	Fredy BARTH	CHE	SEAT Leon 2.0 TDI		1:23.338
10	12	Y	Franz ENGSTLER	DEU	BMW 320 TC	1:23.008	1:36.098
11	8		Alain MENU	CHE	Chevrolet Cruze 1.6T	1:23.260	
12	30		Robert DAHLGREN	SWE	Volvo C30	1:23.300	
13	74	Y	Pepe ORIOLA	ESP	SEAT Leon 2.0 TDI	1:23.343	
14	25	Y	Mehdi BENNANI	MAR	BMW 320 TC	1:23.556	
15	65	Y	Marchy LEE	HKG	BMW 320 TC	1:24.111	
16	20	Y	Javier VILLA	ESP	BMW 320 TC	1:24.268	
17	4	Y	Aleksei DUDUKALO	RUS	SEAT Leon 2.0 TDI	1:24.781	
18	10	Y	Yukinori TANIGUCHI	JPN	Chevrolet Lacetti	1:25.069	
19	21	Y	Fabio FABIANI	ITA	BMW 320si	1:29.666	

Curitiba

Circuit Length = 3.6950 km.

Start: 14:00 End: 14:35

Cars 9 & 7, all Q1 times disallowed, Stewards decisions 12 & 13 refer.

Steward:	Steward:	Steward:	Issued at:
----------	----------	----------	------------

2011 FIA World Touring Car Championship

WARM UP

POS	NO	CLS	DRIVER	NAT	CAR	TIME	LAPS	GAP	KPH
1	1		Yvan MULLER	FRA	Chevrolet Cruze 1.6T	1:24.586	9		157.26
2	7	Y	Fredy BARTH	CHE	SEAT Leon 2.0 TDI	1:24.988	10	0.402	156.51
3	2		Robert HUFF	GBR	Chevrolet Cruze 1.6T	1:25.156	10	0.570	156.20
4	12	Y	Franz ENGSTLER	DEU	BMW 320 TC	1:25.234	10	0.648	156.06
5	17	Y	Michel NYKJAER	DNK	SEAT Leon 2.0 TDI	1:25.382	8	0.796	155.79
6	20	Y	Javier VILLA	ESP	BMW 320 TC	1:25.535	8	0.949	155.51
7	18		Tiago MONTEIRO	PRT	SEAT Leon 2.0 TDI	1:25.614	7	1.028	155.37
8	11	Y	Kristian POULSEN	DNK	BMW 320 TC	1:25.635	8	1.049	155.33
9	30		Robert DAHLGREN	SWE	Volvo C30	1:25.738	10	1.152	155.14
10	25	Y	Mehdi BENNANI	MAR	BMW 320 TC	1:25.992	10	1.406	154.68
11	8		Alain MENU	CHE	Chevrolet Cruze 1.6T	1:26.864	7	2.278	153.13
12	4	Y	Aleksei DUDUKALO	RUS	SEAT Leon 2.0 TDI	1:27.563	8	2.977	151.91
13	9	Y	Darryl O'YOUNG	HKG	Chevrolet Lacetti	1:27.639	8	3.053	151.78
14	15		Tom CORONEL	NLD	BMW 320 TC	1:27.744	7	3.158	151.60
15	65	Y	Marchy LEE	HKG	BMW 320 TC	1:29.275	8	4.689	149.00
16	10	Y	Yukinori TANIGUCHI	JPN	Chevrolet Lacetti	1:31.511	7	6.925	145.36
17	74	Y	Pepe ORIOLA	ESP	SEAT Leon 2.0 TDI	1:32.046	7	7.460	144.51
18	3		Gabriele TARQUINI	ITA	SEAT Leon 2.0 TDI	1:33.248	3	8.662	142.65
19	21	Y	Fabio FABIANI	ITA	BMW 320si	1:46.019	4	21.433	125.46
20	6		Carlos BUENO	BRA	Chevrolet Cruze 1.6T	1:49.014	5	24.428	122.02

Curitiba

For Media Information Purposes - No Regulatory Value.

Circuit Length = 3.6950 km.

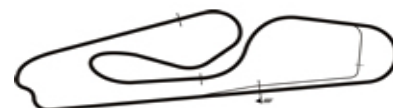
Weather/Track: Cloud-Drizzle 15C/Damp 17C

Start: 08:15 End: 08:30

Race Director:	Steward:	Timekeeper:	Issued at:
----------------	----------	-------------	------------

2011 FIA World Touring Car Championship Warm-Up - Sector Analysis Report

Lap	S1 Time	S1 Spd	S2 Time	S2 Spd	S3 Time	S3 Spd	Lap Time	Pit	Lap	S1 Time	S1 Spd	S2 Time	S2 Spd	S3 Time	S3 Spd	Lap Time	Pit
1 MULLER FRA Chevrolet Cruze 1.6T																	
1	11:03.020	177.6	33.747	155.0	41.507	143.4	12:18.274		6	27.697	197.4	31.033	172.3	30.000	198.1	1:28.730	
2	32.152	188.6	35.464	142.2	39.556	148.5	1:47.172		7	27.635	197.1	30.224	172.6	48.391		1:46.250	Pit
3	30.913	151.2	32.264	166.8	30.883	196.0	1:34.060		8	47.710	193.3	31.618	160.7	28.687	198.1	1:48.015	
4	27.935	198.5	31.396	170.7	29.843	200.0	1:29.174		9	27.138	198.1	29.402	174.5	28.046	198.5	1:24.586	
5	28.588	198.5	31.498	171.2	29.753	198.8	1:29.839										
2 HUFF GBR Chevrolet Cruze 1.6T																	
1	11:07.345	188.9	33.442	159.5	31.665	193.8	12:12.452		7	26.991	197.4	30.613	173.7	28.985	198.5	1:26.589	
2	28.264	195.3	31.901	169.1	30.428	196.3	1:30.593		8	27.008	196.4	30.027	173.7	51.465		1:48.500	Pit
3	27.662	196.4	31.331	167.3	30.343	196.3	1:29.336		9	42.832	197.1	29.656	173.7	28.247	198.8	1:40.735	
4	27.440	196.7	31.059	168.9	30.113	197.8	1:28.612		10	26.977	198.5	30.318	174.2	27.861	202.2	1:25.156	
5	27.066	198.5	31.168	171.0	29.912	197.4	1:28.146										
6	27.166	196.4	30.840	170.4	29.848	195.2	1:27.854										
3 TARQUINI ITA SEAT Leon 2.0 TDI																	
1	11:11.700	183.0	34.034	146.7	31.826	190.8	12:17.560		3	33.898	146.7	40.134	109.0	45.833	133.4	1:59.865	
2	28.906	189.9	32.669	157.7	31.673	190.4	1:33.248										
4 DUDUKALO RUS SEAT Leon 2.0 TDI Y																	
1	11:13.947	182.3	34.970	136.3	33.283	190.4	12:22.200		6	35.696	191.6	32.202	168.9	30.489	190.4	1:38.387	
2	29.626	190.9	32.709	166.8	30.683	192.1	1:33.018		7	28.832	192.9	31.753	170.4	29.383	193.5	1:29.968	
3	29.006	190.9	32.667	167.6	30.752	190.8	1:32.425		8	27.895	195.0	30.898	171.8	28.770	194.2	1:27.563	
4	29.161	190.2	32.507	166.6	30.900	189.4	1:32.568										
5	29.210	190.2	33.076	166.8	2:40.142		3:42.428	Pit									
6 BUENO BRA Chevrolet Cruze 1.6T																	
1	13:25.272	109.8	36.799	137.5	43.069	162.4	14:45.140		4	39.892	194.3	31.738	161.9	1:51.375		3:03.005	Pit
2	30.828	174.0	36.875	152.2	41.311	159.7	1:49.014		5	47.571	195.3	30.848	171.8	41.259	156.5	1:59.678	
3	44.091	100.6	41.933	134.2	2:25.745		3:51.769	Pit									
7 BARTH CHE SEAT Leon 2.0 TDI Y																	
1	11:14.453	167.8	34.675	137.2	32.369	192.5	12:21.497		7	28.063	194.6	30.978	168.6	52.834		1:51.875	Pit
2	29.268	195.3	32.085	170.2	31.534	193.5	1:32.887		8	46.869	195.3	30.072	172.1	28.772	196.0	1:45.713	
3	28.983	195.7	31.791	162.1	31.294	194.2	1:32.068		9	27.638	195.3	29.881	172.3	28.328	197.8	1:25.847	
4	28.527	193.6	31.507	166.8	44.346	193.5	1:12.873		10	27.457	196.4	29.789	172.9	27.742	198.5	1:24.988	
5	28.420	196.0	37.022	166.8	30.341	193.8	1:35.783										
6	28.246	194.3	31.447	168.6	29.841	193.5	1:29.534										
8 MENU CHE Chevrolet Cruze 1.6T																	
1	11:12.033	181.1	36.356	130.4	3:43.013		15:31.402	Pit	5	27.443	197.8	30.926	174.5	29.257	195.2	1:27.626	
2	40.272	151.0	38.142	158.6	30.984	194.9	1:49.398		6	27.649	197.4	30.361	175.6	28.854	198.8	1:26.864	
3	27.913	196.4	31.847	168.9	29.843	198.5	1:29.603		7	27.457	198.1	31.459	133.0	46.176		1:45.092	Pit
4	27.504	197.1	31.694	172.3	28.904	200.7	1:28.102										



Weather/Track : Cloud-Drizzle 15C/Damp 17C

Circuit Length - 3.695 kilometres
Autodromo Raul Boesel
Curitiba

2011 FIA World Touring Car Championship Warm-Up - Sector Analysis Report

Lap	S1 Time	S1 Spd	S2 Time	S2 Spd	S3 Time	S3 Spd	Lap Time	Pit	Lap	S1 Time	S1 Spd	S2 Time	S2 Spd	S3 Time	S3 Spd	Lap Time	Pit	
9 O'YOUNG									HKG Chevrolet Lacetti									Y
1	11:19.526	180.0	36.513	151.0	32.596	189.8	12:28.635		6	40.564	78.0	34.374	162.1	31.168	189.4	1:46.106		
2	29.437	186.4	32.860	163.6	31.170	190.8	1:33.467		7	28.711	188.3	31.388	167.6	29.741	192.1	1:29.840		
3	29.235	186.7	32.682	164.3	31.076	190.8	1:32.993		8	28.205	188.6	30.473	167.8	28.961	193.5	1:27.639		
4	29.566	187.3	32.608	165.1	31.170	190.4	1:33.344											
5	30.552	187.0	32.761	161.2	2:58.237		4:01.550	Pit										
10 TANIGUCHI									JPN Chevrolet Lacetti									Y
1	11:47.443	162.6	35.872	152.9	31.631	189.4	12:54.946		5	29.733	185.4	33.720	161.4	4:00.402		5:03.855	Pit	
2	29.922	185.4	34.554	157.3	31.465	188.1	1:35.941		6	38.067	178.8	33.399	158.9	31.271	187.8	1:42.737		
3	29.968	185.1	33.443	161.4	31.531	187.1	1:34.942		7	29.747	186.1	32.013	163.8	29.751	192.8	1:31.511		
4	29.059	188.6	33.228	160.5	31.464	188.1	1:33.751											
11 POULSEN									DNK BMW 320 TC									Y
1	11:22.440	90.3	40.423		36.309	185.8	12:39.172		6	27.602	198.9	31.194	173.1	29.252	198.5	1:28.048		
2	38.467	127.5	35.437	92.9	2:47.671		4:01.575	Pit	7	27.442	199.6	30.378	175.1	28.742	198.8	1:26.562		
3	33.294	192.2	32.157	171.0	30.700	197.8	1:36.151		8	27.091	199.6	29.965	176.2	28.579	199.6	1:25.635		
4	28.246	197.1	31.468	173.7	29.332	198.5	1:29.046											
5	27.679	200.0	30.752	173.4	29.890	196.0	1:28.321											
12 ENGSTLER									DEU BMW 320 TC									Y
1	11:27.625	161.9	37.805	121.5	35.036	180.0	12:40.466		7	27.615	197.1	30.720	173.4	28.961		1:27.296		
2	33.555	139.5	35.025	147.5	34.444	168.7	1:43.024		8	27.634	197.8	30.143	174.0	28.705	198.5	1:26.482		
3	31.053	186.1	33.560	161.4	31.617	192.8	1:36.230		9	27.129	198.9	29.844	174.2	28.261	199.2	1:25.234		
4	28.510	195.0	32.637	168.1	30.745	195.6	1:31.892		10	27.539	197.4	29.926	175.3	28.138	199.6	1:25.603		
5	27.789	198.9	32.184	170.4	29.791	196.3	1:29.764											
6	27.553	197.1	31.240	172.1	30.004	193.5	1:28.797											
15 CORONEL									NLD BMW 320 TC									Y
1	11:16.781	183.6	33.562	154.8	33.153	193.5	12:23.496		5	28.097	199.2	31.571	169.9	30.237	196.3	1:29.905		
2	29.002	177.9	33.099	149.3	32.808	193.2	1:34.909		6	28.060	197.8	31.094	168.1	30.235	195.6	1:29.389		
3	28.753	185.7	33.044	151.8	32.209	194.2	1:34.006		7	27.615	198.9	30.576	173.7	29.553	196.3	1:27.744		
4	28.354	194.6	32.307	155.7	31.006	196.3	1:31.667											
17 NYKJAER									DNK SEAT Leon 2.0 TDI									Y
1	11:30.800	182.0	34.030	141.3	31.882	193.5	12:36.712		6	27.593	196.7	30.250	173.7	28.847	197.0	1:26.690		
2	28.592	196.4	32.092	169.7	30.887	193.8	1:31.571		7	27.680	197.4	29.727	174.2	28.387	196.3	1:25.794		
3	28.122	197.8	31.631	164.6	30.760	195.6	1:30.513		8	27.314	197.4	29.780	173.1	28.288	196.7	1:25.382		
4	27.958	197.1	32.361	140.9	2:55.446		3:55.765	Pit										
5	47.807	195.7	31.034	172.1	29.564	197.8	1:48.405											



Weather/Track : Cloud-Drizzle 15C/Damp 17C

Circuit Length - 3.695 kilometres
Autodromo Raul Boesel
Curitiba

Printed at 08:40, Sunday, 20 March, 2011

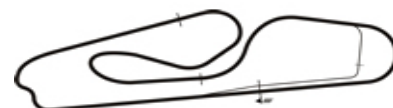
© MST Systems Ltd, 2005 (www.mstworld.com)

Page 2

2011 FIA World Touring Car Championship

Warm-Up - Sector Analysis Report

Lap	S1 Time	S1 Spd	S2 Time	S2 Spd	S3 Time	S3 Spd	Lap Time	Pit	Lap	S1 Time	S1 Spd	S2 Time	S2 Spd	S3 Time	S3 Spd	Lap Time	Pit		
18 MONTEIRO PRT SEAT Leon 2.0 TDI																			
1	11:13.237	181.4	35.044	155.5	31.649	192.5	12:19.930		5	27.718	194.6	30.974	172.3	28.876	195.6	1:27.568			
2	29.204	191.6	32.653	167.1	30.716	192.5	1:32.573		6	27.476	195.7	30.378	173.7	28.428	196.0	1:26.282			
3	28.566	191.9	32.936	153.3	2:24.071		3:25.573	Pit	7	27.256	196.4	29.920	174.2	28.438	196.7	1:25.614			
4	35.163	191.6	32.691	168.9	30.407	195.6	1:38.261												
20 VILLA ESP BMW 320 TC									Y										
1	14:14.843	164.8	36.510	140.7	34.813	184.6	15:26.166		6	28.656	197.4	30.932	169.9	33.952	189.8	1:33.540			
2	32.022	192.6	34.689	113.4	34.212	190.8	1:40.923		7	27.864	197.1	30.362	172.9	29.004	196.0	1:27.230			
3	28.985	195.7	33.672	166.6	31.859	191.8	1:34.516		8	27.474	197.1	30.065	172.9	27.996	198.5	1:25.535			
4	28.363	196.0	32.475	154.2	30.908	193.8	1:31.746												
5	27.799	196.0	31.765	168.1	30.993	197.8	1:30.557												
21 FABIANI ITA BMW 320si									Y										
1	11:33.748	160.2	38.500	133.2	37.295	177.6	12:49.543		4	32.528	181.4	36.945	142.2	36.546	179.4	1:46.019			
2	32.564	177.6	38.238	141.1	36.645	176.4	1:47.447												
3	33.644	179.7	37.943	133.9	37.221	176.7	1:48.808												
25 BENNANI MAR BMW 320 TC									Y										
1	11:22.931	96.9	35.787	157.5	32.431	192.5	12:31.149		7	28.104	196.0	31.088	170.2	30.034	194.9	1:29.226			
2	29.847	191.6	32.889	167.8	32.134	193.8	1:34.870		8	28.339	195.7	30.667	172.1	29.309	196.7	1:28.315			
3	28.908	195.0	32.867	161.4	32.128	195.2	1:33.903		9	27.866	195.3	30.087	173.1	28.718	196.0	1:26.671			
4	29.002	196.4	32.356	166.8	30.886	195.6	1:32.244		10	27.574	195.0	29.967	173.1	28.451	197.0	1:25.992			
5	28.737	197.4	32.261	171.0	30.837	194.5	1:31.835												
6	28.608	195.7	31.541	169.9	30.340	196.3	1:30.489												
30 DAHLGREN SWE Volvo C30																			
1	11:17.708	171.8	34.242	152.9	32.293	190.8	12:24.243		7	28.294	170.7	32.324	167.3	29.021	193.8	1:29.639			
2	30.476	180.5	33.131	156.8	31.605	192.1	1:35.212		8	27.988	191.6	30.227	168.4	28.533	194.2	1:26.748			
3	29.786	182.6	33.761	159.8	31.319	191.1	1:34.866		9	27.684	190.9	30.140	168.4	28.441	193.5	1:26.265			
4	29.669	190.6	32.597	159.3	31.267	193.2	1:33.533		10	27.752	192.2	29.817	168.9	28.169	195.6	1:25.738			
5	32.587	160.9	35.073	149.3	31.849	191.1	1:39.509												
6	28.591	189.9	31.700	166.8	29.858	192.8	1:30.149												
65 LEE HKG BMW 320 TC									Y										
1	11:22.848	137.2	38.047	141.4	2:52.745		14:53.640	Pit	6	28.287	195.3	31.482	170.7	29.506	197.8	1:29.275			
2	35.661	191.9	34.999	157.5	33.168	191.4	1:43.828		7	28.781	196.7	31.152	171.2	30.641	196.7	1:30.574			
3	30.998	146.7	33.918	164.3	32.890	182.4	1:37.806		8	28.194	196.0	31.833	171.5	29.760	193.2	1:29.787			
4	30.285	182.0	32.989	166.8	30.896	194.9	1:34.170												
5	28.676	195.3	31.917	169.1	30.127	195.6	1:30.720												



Weather/Track : Cloud-Drizzle 15C/Damp 17C

Circuit Length - 3.695 kilometres
Autodromo Raul Boesel
Curitiba

Printed at 08:40, Sunday, 20 March, 2011

© MST Systems Ltd, 2005 (www.mstworld.com)

Page 3

2011 FIA World Touring Car Championship Warm-Up - Best Sector Speeds Report

SECTOR 1				SECTOR 2				SECTOR 3				
POS	NO	NAME	SPEED	LAP	NO	NAME	SPEED	LAP	NO	NAME	SPEED	LAP
1	11	POULSEN	200.0	5	11	POULSEN	176.2	8	2	HUFF	202.2	10
2	15	CORONEL	199.2	5	8	MENU	175.6	6	8	MENU	200.7	4
3	12	ENGSTLER	198.9	5	12	ENGSTLER	175.3	10	1	MULLER	200.0	4
4	1	MULLER	198.5	4	1	MULLER	174.5	9	11	POULSEN	199.6	8
5	2	HUFF	198.5	5	2	HUFF	174.2	10	12	ENGSTLER	199.6	10
6	8	MENU	198.1	7	17	NYKJAER	174.2	7	7	BARTH	198.5	10
7	17	NYKJAER	197.8	3	18	MONTEIRO	174.2	7	20	VILLA	198.5	8
8	20	VILLA	197.4	6	15	CORONEL	173.7	7	17	NYKJAER	197.8	5
9	25	BENNANI	197.4	5	25	BENNANI	173.1	9	65	LEE	197.8	6
10	65	LEE	196.7	7	7	BARTH	172.9	10	25	BENNANI	197.0	10
11	7	BARTH	196.4	10	20	VILLA	172.9	7	18	MONTEIRO	196.7	7
12	18	MONTEIRO	196.4	7	4	DUDUKALO	171.8	8	15	CORONEL	196.3	4
13	6	BUENO	195.3	5	6	BUENO	171.8	5	30	DAHLGREN	195.6	10
14	4	DUDUKALO	195.0	8	65	LEE	171.5	8	74	ORIOLA	194.5	6
15	74	ORIOLA	195.0	4	74	ORIOLA	169.4	5	4	DUDUKALO	194.2	8
16	30	DAHLGREN	192.2	10	30	DAHLGREN	168.9	10	9	O'YOUNG	193.5	8
17	3	TARQUINI	189.9	2	9	O'YOUNG	167.8	8	10	TANIGUCHI	192.8	7
18	9	O'YOUNG	188.6	8	10	TANIGUCHI	163.8	7	3	TARQUINI	190.8	1
19	10	TANIGUCHI	188.6	4	3	TARQUINI	157.7	2	21	FABIANI	179.4	4
20	21	FABIANI	181.4	4	21	FABIANI	142.2	4	6	BUENO	162.4	1



Weather/Track : Cloud-Drizzle 15C/Damp 17C

Circuit Length - 3.695 kilometres
Autodromo Raul Boesel
Curitiba

2011 FIA World Touring Car Championship Warm-Up - Best Sector Times Report

POS	NO	SECTOR 1		SECTOR 2		SECTOR 3		IDEAL/BEST LAP COMPARISON							
		TIME	LAP	NO	TIME	LAP	NO	TIME	LAP	NO	NAME	IDEAL	BEST	LAP	DIFF
1	2	26.977	10	1	29.402	9	7	27.742	10	2	HUFF	1:24.494	1:25.156	10	+ 0.662
2	11	27.091	8	2	29.656	9	2	27.861	10	1	MULLER	1:24.586	1:24.586	9	+ 0.000
3	12	27.129	9	17	29.727	7	20	27.996	8	7	BARTH	1:24.988	1:24.988	10	+ 0.000
4	1	27.138	9	7	29.789	10	1	28.046	9	12	ENGSTLER	1:25.111	1:25.234	9	+ 0.123
5	18	27.256	7	30	29.817	10	12	28.138	10	17	NYKJAER	1:25.329	1:25.382	8	+ 0.053
6	17	27.314	8	12	29.844	9	30	28.169	10	20	VILLA	1:25.535	1:25.535	8	+ 0.000
7	8	27.443	5	18	29.920	7	17	28.288	8	18	MONTEIRO	1:25.604	1:25.614	7	+ 0.010
8	7	27.457	10	11	29.965	8	18	28.428	6	11	POULSEN	1:25.635	1:25.635	8	+ 0.000
9	20	27.474	8	25	29.967	10	25	28.451	10	30	DAHLGREN	1:25.670	1:25.738	10	+ 0.068
10	25	27.574	10	20	30.065	8	11	28.579	8	25	BENNANI	1:25.992	1:25.992	10	+ 0.000
11	15	27.615	7	8	30.361	6	4	28.770	8	8	MENU	1:26.658	1:26.864	6	+ 0.206
12	30	27.684	9	9	30.473	8	8	28.854	6	4	DUDUKALO	1:27.563	1:27.563	8	+ 0.000
13	4	27.895	8	15	30.576	7	9	28.961	8	9	O'YOUNG	1:27.639	1:27.639	8	+ 0.000
14	65	28.194	8	6	30.848	5	65	29.506	6	15	CORONEL	1:27.744	1:27.744	7	+ 0.000
15	9	28.205	8	4	30.898	8	15	29.553	7	65	LEE	1:28.852	1:29.275	6	+ 0.423
16	74	28.656	5	65	31.152	7	10	29.751	7	10	TANIGUCHI	1:30.823	1:31.511	7	+ 0.688
17	3	28.906	2	10	32.013	7	74	30.796	3	74	ORIOLA	1:31.919	1:32.046	5	+ 0.127
18	10	29.059	4	74	32.467	5	3	31.673	2	3	TARQUINI	1:33.248	1:33.248	2	+ 0.000
19	6	30.828	2	3	32.669	2	21	36.546	4	6	BUENO	1:42.935	1:49.014	2	+ 6.079
20	21	32.528	4	21	36.945	4	6	41.259	5	21	FABIANI	1:46.019	1:46.019	4	+ 0.000

'Perfect Lap' - 1:24.121



Weather/Track : Cloud-Drizzle 15C/Damp 17C


Circuit Length - 3.695 kilometres
Autodromo Raul Boesel
Curitiba

2011 FIA World Touring Car Championship

GRID FOR RACE 1

ROW 10	9 O'YOUNG	7 BARTH
ROW 9	10 TANIGUCHI	21 FABIANI
ROW 8	20 VILLA	4 DUDUKALO
ROW 7	25 BENNANI	65 LEE
ROW 6	30 DAHLGREN	74 ORIOLA
ROW 5	12 ENGSTLER	8 MENU
ROW 4	18 MONTEIRO	15 CORONEL
ROW 3	11 POULSEN	3 TARQUINI
ROW 2	6 BUENO	17 NYKJAER
ROW 1	2 HUFF	1 MULLER

POLE



Curitiba
Circuit Length = 3.6950 km.

Race Director:	Steward:	Timekeeper:
----------------	----------	-------------

2011 FIA World Touring Car Championship
RACE 1 - PROVISIONAL CLASSIFICATION

POS	NO	CLS	DRIVER / TEAM	NAT	CAR	TIME	LAPS	GAP	KPH	BEST
1	2		Robert HUFF	GBR	Chevrolet Cruze 1.6T	19:29.481	14		159.24	1:22.890
2	1		Yvan MULLER	FRA	Chevrolet Cruze 1.6T	19:30.354	14	0.873	159.12	1:22.916
3	6		Carlos BUENO	BRA	Chevrolet Cruze 1.6T	19:33.405	14	3.924	158.70	1:23.147
4	15		Tom CORONEL	NLD	BMW 320 TC	19:42.195	14	12.714	157.52	1:23.628
5	11	Y	Kristian POULSEN	DNK	BMW 320 TC	19:42.485	14	13.004	157.48	1:23.400
6	8		Alain MENU	CHE	Chevrolet Cruze 1.6T	19:42.883	14	13.402	157.43	1:23.518
7	3		Gabriele TARQUINI	ITA	SEAT Leon 2.0 TDI	19:43.695	14	14.214	157.32	1:23.587
8	17	Y	Michel NYKJAER	DNK	SEAT Leon 2.0 TDI	19:44.197	14	14.716	157.26	1:23.828
9	12	Y	Franz ENGSTLER	DEU	BMW 320 TC	19:48.581	14	19.100	156.68	1:23.654
10	25	Y	Mehdi BENNANI	MAR	BMW 320 TC	19:49.072	14	19.591	156.61	1:23.787
11	18		Tiago MONTEIRO	PRT	SEAT Leon 2.0 TDI	19:49.482	14	20.001	156.56	1:23.979
12	30		Robert DAHLGREN	SWE	Volvo C30	19:49.824	14	20.343	156.51	1:23.789
13	74	Y	Pepe ORIOLA	ESP	SEAT Leon 2.0 TDI	19:54.579	14	25.098	155.89	1:24.158
14	20	Y	Javier VILLA	ESP	BMW 320 TC	19:55.008	14	25.527	155.83	1:23.557
15	7	Y	Fredy BARTH	CHE	SEAT Leon 2.0 TDI	19:57.766	14	28.285	155.47	1:24.140
16	65	Y	Marchy LEE	HKG	BMW 320 TC	20:10.881	14	41.400	153.79	1:25.211
17	4	Y	Aleksei DUDUKALO	RUS	SEAT Leon 2.0 TDI	20:11.301	14	41.820	153.74	1:25.280
18	10	Y	Yukinori TANIGUCHI	JPN	Chevrolet Lacetti	20:14.746	14	45.265	153.30	1:24.908
19	21	Y	Fabio FABIANI	ITA	BMW 320si	20:27.347	13	1 LAP	140.89	1:30.999

NOT CLASSIFIED

9	Y		Darryl O'YOUNG	HKG	Chevrolet Lacetti	5:53.376	4	D.N.F.	150.57	1:24.915
---	---	--	----------------	-----	-------------------	----------	---	--------	--------	----------

FASTEST LAP

2			Robert HUFF		Chevrolet Cruze 1.6T	1:22.890	5		99.71mph	160.47kph
11	Y		Kristian POULSEN		BMW 320 TC	1:23.400	5		99.10mph	159.49kph

Curitiba

Subject to Technical Scrutineering. For Media Information Purposes - No Regulatory Value.

Circuit Length = 3.6950 km.

Weather/Track: Cloud 17C/Dry 23C

Start: 13:02 End: 13:22

Race Director:	Steward:	Timekeeper:	Issued at:
----------------	----------	-------------	------------

2011 FIA World Touring Car Championship
RACE 1 RESULT

POS	NO	CLS	DRIVER / TEAM	NAT	CAR	TIME	LAPS	GAP	KPH	BEST
1	2		Robert HUFF	GBR	Chevrolet Cruze 1.6T	19:29.481	14		159.24	1:22.890
2	1		Yvan MULLER	FRA	Chevrolet Cruze 1.6T	19:30.354	14	0.873	159.12	1:22.916
3	6		Carlos BUENO	BRA	Chevrolet Cruze 1.6T	19:33.405	14	3.924	158.70	1:23.147
4	15		Tom CORONEL	NLD	BMW 320 TC	19:42.195	14	12.714	157.52	1:23.628
5	11	Y	Kristian POULSEN	DNK	BMW 320 TC	19:42.485	14	13.004	157.48	1:23.400
6	8		Alain MENU	CHE	Chevrolet Cruze 1.6T	19:42.883	14	13.402	157.43	1:23.518
7	3		Gabriele TARQUINI	ITA	SEAT Leon 2.0 TDI	19:43.695	14	14.214	157.32	1:23.587
8	17	Y	Michel NYKJAER	DNK	SEAT Leon 2.0 TDI	19:44.197	14	14.716	157.26	1:23.828
9	12	Y	Franz ENGSTLER	DEU	BMW 320 TC	19:48.581	14	19.100	156.68	1:23.654
10	25	Y	Mehdi BENNANI	MAR	BMW 320 TC	19:49.072	14	19.591	156.61	1:23.787
11	18		Tiago MONTEIRO	PRT	SEAT Leon 2.0 TDI	19:49.482	14	20.001	156.56	1:23.979
12	30		Robert DAHLGREN	SWE	Volvo C30	19:49.824	14	20.343	156.51	1:23.789
13	74	Y	Pepe ORIOLA	ESP	SEAT Leon 2.0 TDI	19:54.579	14	25.098	155.89	1:24.158
14	20	Y	Javier VILLA	ESP	BMW 320 TC	19:55.008	14	25.527	155.83	1:23.557
15	7	Y	Fredy BARTH	CHE	SEAT Leon 2.0 TDI	19:57.766	14	28.285	155.47	1:24.140
16	65	Y	Marchy LEE	HKG	BMW 320 TC	20:10.881	14	41.400	153.79	1:25.211
17	4	Y	Aleksei DUDUKALO	RUS	SEAT Leon 2.0 TDI	20:11.301	14	41.820	153.74	1:25.280
18	10	Y	Yukinori TANIGUCHI	JPN	Chevrolet Lacetti	20:14.746	14	45.265	153.30	1:24.908
19	21	Y	Fabio FABIANI	ITA	BMW 320si	20:27.347	13	1 LAP	140.89	1:30.999

NOT CLASSIFIED

9	Y	Darryl O'YOUNG	HKG	Chevrolet Lacetti	5:53.376	4	D.N.F.	150.57	1:24.915
---	---	----------------	-----	-------------------	----------	---	--------	--------	----------

FASTEST LAP

2		Robert HUFF		Chevrolet Cruze 1.6T	1:22.890	5	99.71mph	160.47kph
11	Y	Kristian POULSEN		BMW 320 TC	1:23.400	5	99.10mph	159.49kph

Curitiba
 Circuit Length = 3.6950 km.
 Start: 13:02 End: 13:22

Weather/Track: Cloud 17C/Dry 23C

Steward:	Steward:	Steward:	Issued at:
----------	----------	----------	------------

2011 FIA World Touring Car Championship

Race 1 - Sector Analysis Report

Lap	S1 Time	S1 Spd	S2 Time	S2 Spd	S3 Time	S3 Spd	Lap Time	Pit	Lap	S1 Time	S1 Spd	S2 Time	S2 Spd	S3 Time	S3 Spd	Lap Time	Pit
1 MULLER FRA Chevrolet Cruze 1.6T																	
1	32.708	196.4	29.457	172.6	26.571	201.4	1:28.736		9	27.021	197.8	29.528	174.0	26.657	201.1	1:23.206	
2	27.518	196.0	29.248	174.0	26.501	201.4	1:23.267		10	27.109	196.4	30.051	171.8	26.652	201.4	1:23.812	
3	26.997	197.4	29.356	173.7	26.563	201.4	1:22.916		11	27.098	197.1	29.421	173.4	26.577	202.2	1:23.096	
4	27.003	197.4	29.383	174.0	26.644	200.7	1:23.030		12	27.039	197.4	29.422	173.4	26.615	201.8	1:23.076	
5	26.996	196.7	29.615	173.4	26.656	201.1	1:23.267		13	27.069	197.1	29.402	173.1	26.689	201.8	1:23.160	
6	26.949	197.1	29.407	173.1	26.766	200.7	1:23.122		14	27.077	197.4	29.467	173.4	26.697	198.5	1:23.241	
7	26.977	197.1	29.365	174.2	26.719	201.1	1:23.061										
8	27.213	196.0	29.449	173.7	26.702	201.1	1:23.364										
2 HUFF GBR Chevrolet Cruze 1.6T																	
1	32.461	195.3	29.420	172.6	26.505	200.0	1:28.386		9	27.051	197.4	29.415	173.4	26.686	200.7	1:23.152	
2	27.107	195.3	29.361	173.4	26.579	200.7	1:23.047		10	27.008	196.4	29.462	173.4	26.798	201.4	1:23.268	
3	26.999	196.0	29.419	173.1	26.507	200.3	1:22.925		11	27.202	197.4	29.423	173.1	26.737	201.1	1:23.362	
4	26.996	196.4	29.330	172.9	26.603	200.7	1:22.929		12	27.003	196.7	29.394	172.9	26.753	201.4	1:23.150	
5	26.925	196.7	29.272	174.0	26.693	200.3	1:22.890		13	27.054	196.4	29.440	173.1	26.790	201.1	1:23.284	
6	27.054	196.7	29.323	173.4	26.860	200.3	1:23.237		14	27.137	197.1	29.516	172.3	26.980	199.6	1:23.633	
7	27.006	196.7	29.303	173.1	26.789	200.7	1:23.098										
8	27.026	197.1	29.362	173.4	26.732	200.7	1:23.120										
3 TARQUINI ITA SEAT Leon 2.0 TDI																	
1	34.289	194.3	30.362	172.3	27.154	201.8	1:31.805		9	27.318	198.9	29.737	173.7	26.922	200.3	1:23.977	
2	27.115	197.8	29.585	174.0	26.887	201.1	1:23.587		10	27.288	197.4	29.702	173.4	26.881	201.8	1:23.871	
3	27.214	198.9	29.591	174.2	27.073	201.1	1:23.878		11	27.477	198.1	29.753	173.7	27.017	201.4	1:24.247	
4	27.427	199.6	29.816	173.7	26.900	202.2	1:24.143		12	27.297	199.6	29.757	173.7	26.953	200.7	1:24.007	
5	27.287	198.1	29.649	173.7	26.879	203.0	1:23.815		13	27.170	198.5	29.857	173.4	27.016	201.4	1:24.043	
6	27.180	197.8	29.606	173.1	26.936	201.8	1:23.722		14	27.264	197.1	29.815	174.0	27.004	200.7	1:24.083	
7	27.301	198.9	30.304	174.0	26.972	201.8	1:24.577										
8	27.233	198.5	29.793	173.7	26.914	201.1	1:23.940										
4 DUDUKALO RUS SEAT Leon 2.0 TDI Y																	
1	35.795	193.3	30.943	170.7	27.987	198.8	1:34.725		9	27.657	195.7	30.348	173.4	27.532	196.7	1:25.537	
2	28.278	196.0	29.908	172.6	27.257	198.8	1:25.443		10	27.769	195.7	30.261	173.1	27.430	198.1	1:25.460	
3	27.874	197.4	32.031	165.3	28.679	201.1	1:28.584		11	27.581	196.0	30.202	171.8	27.535	198.5	1:25.318	
4	27.504	195.7	30.436	168.6	27.583	197.8	1:25.523		12	28.657	193.9	30.477	171.2	27.614	198.1	1:26.748	
5	27.602	196.0	30.140	172.9	27.769	197.8	1:25.511		13	27.608	196.0	30.200	173.1	27.552	197.8	1:25.360	
6	27.670	195.3	30.304	172.9	27.669	197.8	1:25.643		14	28.257	195.0	30.628	169.9	27.464	197.4	1:26.349	
7	27.610	195.3	30.319	171.8	27.891	197.8	1:25.820										
8	27.566	194.6	30.184	172.6	27.530	197.0	1:25.280										



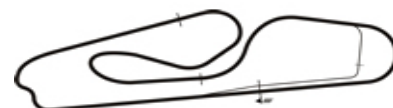
Weather/Track : Cloud 17C/Dry 23C

Circuit Length - 3.695 kilometres
Autodromo Raul Boesel
Curitiba

2011 FIA World Touring Car Championship

Race 1 - Sector Analysis Report

Lap	S1 Time	S1 Spd	S2 Time	S2 Spd	S3 Time	S3 Spd	Lap Time	Pit	Lap	S1 Time	S1 Spd	S2 Time	S2 Spd	S3 Time	S3 Spd	Lap Time	Pit
6 BUENO BRA Chevrolet Cruze 1.6T																	
1	33.558	193.6	29.454	173.7	26.784	200.3	1:29.796		9	27.133	197.4	29.622	174.0	26.756	200.7	1:23.511	
2	27.155	196.7	29.556	173.1	26.624	201.4	1:23.335		10	27.273	196.4	29.533	174.0	26.687	200.7	1:23.493	
3	27.093	196.7	29.625	174.0	26.610	200.3	1:23.328		11	27.233	196.7	29.496	174.5	26.788	201.4	1:23.517	
4	27.165	196.0	29.375	173.7	26.609	200.7	1:23.149		12	27.199	197.4	29.515	173.4	26.687	201.4	1:23.401	
5	27.265	196.4	29.303	174.2	26.590	201.1	1:23.158		13	27.105	197.4	29.401	174.2	26.641	201.8	1:23.147	
6	27.160	197.1	29.421	174.2	26.776	201.4	1:23.357		14	27.120	196.7	29.568	174.0	26.687	200.7	1:23.375	
7	27.216	196.7	29.634	172.6	26.634	201.1	1:23.484										
8	27.136	197.1	29.555	174.2	26.663	200.7	1:23.354										
7 BARTH CHE SEAT Leon 2.0 TDI Y																	
1	36.076	197.8	31.636	171.2	27.628	200.7	1:35.340		9	27.652	199.2	29.903	173.1	27.192	201.1	1:24.747	
2	28.367	196.4	30.149	174.0	27.239	202.2	1:25.755		10	27.346	198.1	30.017	171.8	27.217	202.2	1:24.580	
3	27.493	197.4	30.104	172.9	27.040	200.7	1:24.637		11	28.944	196.0	29.912	173.1	27.200	201.4	1:26.056	
4	27.247	196.7	29.823	172.9	27.098	199.6	1:24.168		12	27.370	197.1	30.025	169.9	27.270	201.1	1:24.665	
5	27.227	196.0	29.734	173.4	27.179	199.2	1:24.140		13	27.262	197.4	29.847	173.4	27.226	200.3	1:24.335	
6	27.323	198.5	29.872	172.1	27.313	201.1	1:24.508		14	27.749	196.4	29.928	172.3	27.680	176.1	1:25.357	
7	27.355	199.6	29.863	172.6	27.283	200.3	1:24.501										
8	27.719	196.0	29.976	173.1	27.282	200.0	1:24.977										
8 MENU CHE Chevrolet Cruze 1.6T																	
1	34.729	196.4	30.578	171.5	27.143	202.2	1:32.450		9	27.127	197.8	29.519	174.2	26.872	201.4	1:23.518	
2	27.179	197.1	29.713	173.1	26.657	196.7	1:23.549		10	27.126	197.4	29.665	173.4	26.861	202.6	1:23.652	
3	27.168	197.1	29.537	174.5	27.043	202.2	1:23.748		11	27.310	197.8	29.751	172.3	27.575	202.6	1:24.636	
4	27.194	198.5	29.873	173.4	26.885	202.6	1:23.952		12	27.320	198.9	29.601	174.0	26.863	202.2	1:23.784	
5	27.258	197.8	29.697	173.1	26.878	202.6	1:23.833		13	27.165	197.4	29.548	174.5	26.973	203.0	1:23.686	
6	27.155	198.1	29.645	173.4	27.014	202.6	1:23.814		14	27.144	198.1	30.628	168.4	27.138	201.1	1:24.910	
7	27.179	198.1	29.604	173.4	26.895	201.4	1:23.678										
8	27.163	197.4	29.599	173.1	26.911	201.8	1:23.673										
9 O'YOUNG HKG Chevrolet Lacetti Y																	
1	37.286	186.7	31.755	161.9	28.016	198.5	1:37.057		4	27.413	190.9	30.069	167.1	27.433	198.5	1:24.915	
2	27.758	189.6	30.247	166.6	27.571	197.8	1:25.576										
3	27.413	190.6	30.077	163.6	28.338	199.2	1:25.828										
10 TANIGUCHI JPN Chevrolet Lacetti Y																	
1	37.181	188.3	32.017	147.9	28.714	198.1	1:37.912		9	27.702	191.9	30.568	167.6	27.229	195.6	1:25.499	
2	27.856	189.9	30.506	166.6	27.727	197.0	1:26.089		10	27.611	191.6	30.231	166.3	27.066	197.0	1:24.908	
3	27.741	189.6	30.325	165.8	27.662	197.4	1:25.728		11	27.929	188.9	30.233	167.8	27.217	197.4	1:25.379	
4	27.541	191.2	30.447	166.3	27.552	197.0	1:25.540		12	28.224	189.9	32.387	139.1	28.351	197.0	1:28.962	
5	27.670	192.2	31.555	166.3	27.931	195.2	1:27.156		13	27.831	189.6	30.506	166.8	27.440	196.7	1:25.777	
6	27.851	189.3	30.516	166.3	27.400	196.7	1:25.767		14	27.844	190.2	30.296	166.6	27.346	196.3	1:25.486	
7	27.725	190.2	30.334	167.1	27.334	196.3	1:25.393										
8	27.670	190.9	30.380	167.6	27.100	196.3	1:25.150										



Weather/Track : Cloud 17C/Dry 23C

Circuit Length - 3.695 kilometres
Autodromo Raul Boesel
Curitiba

Printed at 13:31, Sunday, 20 March, 2011

© MST Systems Ltd, 2005 (www.mstworld.com)

Page 2

2011 FIA World Touring Car Championship

Race 1 - Sector Analysis Report

Lap S1 Time S1 Spd S2 Time S2 Spd S3 Time S3 Spd Lap Time Pit Lap S1 Time S1 Spd S2 Time S2 Spd S3 Time S3 Spd Lap Time Pit

11 POULSEN							DNK	BMW 320 TC							Y
1	33.882	196.4	29.975	175.1	26.765	203.3	1:30.622	9	27.243	200.3	29.466	176.5	27.163	204.1	1:23.872
2	27.115	197.4	29.759	174.5	26.907	203.3	1:23.781	10	26.866	200.0	29.417	177.3	27.142	206.1	1:23.425
3	27.317	197.1	29.632	175.3	27.663	204.5	1:24.612	11	27.287	201.8	30.559	172.6	27.057		1:24.903
4	27.347	200.3	29.639	176.2	27.113	204.1	1:24.099	12	27.151	199.6	29.302	175.6	27.085	203.3	1:23.538
5	27.028	200.0	29.486	175.9	26.886	204.9	1:23.400	13	27.157	199.2	29.561	175.1	27.230	203.0	1:23.948
6	26.774	200.7	29.771	176.5	27.377	204.1	1:23.922	14	27.437	195.3	30.308	175.1	27.450	201.8	1:25.195
7	26.984	200.3	29.440	176.8	27.067	204.5	1:23.491								
8	27.103	201.0	29.621	176.8	26.953	204.9	1:23.677								

12 ENGSTLER							DEU	BMW 320 TC							Y
1	35.163	200.0	30.948	172.6	28.000	204.1	1:34.111	9	27.126	201.4	29.541	175.6	27.224	203.7	1:23.891
2	26.959	201.4	29.846	172.6	27.238	205.3	1:24.043	10	27.093	202.5	30.077	173.4	27.088	202.6	1:24.258
3	27.256	202.9	29.717	175.9	27.106	204.1	1:24.079	11	26.989	200.7	29.502	174.8	27.163	204.5	1:23.654
4	27.327	200.0	29.831	175.6	26.970	204.5	1:24.128	12	27.046	201.0	29.670	176.8	27.279	204.9	1:23.995
5	27.225	200.3	29.587	175.1	26.927	204.9	1:23.739	13	27.096	202.9	29.799	172.1	27.925	203.3	1:24.820
6	27.371	201.4	29.669	175.6	27.341	203.0	1:24.381	14	27.184	197.8	29.703	174.0	27.277	200.3	1:24.164
7	26.948	202.2	29.594	176.2	27.322	204.5	1:23.864								
8	27.480	201.4	30.735	173.7	27.239	203.7	1:25.454								

15 CORONEL							NLD	BMW 320 TC							Y
1	34.043	197.8	30.105	175.6	26.986	204.1	1:31.134	9	27.208	199.6	29.496	175.3	27.032	201.4	1:23.736
2	26.945	200.7	29.663	176.8	27.056	204.1	1:23.664	10	27.072	200.0	29.427	175.3	27.179	202.2	1:23.678
3	27.162	201.8	29.577	175.9	27.219	201.1	1:23.958	11	27.296	201.0	30.855	168.6	27.157	206.1	1:25.308
4	27.200	199.6	29.521	174.8	26.945	201.8	1:23.666	12	27.294	201.0	29.476	176.8	26.862	205.7	1:23.632
5	27.012	199.6	29.505	175.3	27.126	201.4	1:23.643	13	27.172	201.8	29.533	177.0	27.141	205.7	1:23.846
6	27.056	200.7	29.462	174.2	27.168	201.4	1:23.686	14	27.268	201.8	30.112	173.7	27.321	200.7	1:24.701
7	27.285	199.6	29.488	175.6	27.142	201.8	1:23.915								
8	27.147	200.0	29.485	175.3	26.996	201.8	1:23.628								

17 NYKJAER							DNK	SEAT Leon 2.0 TDI							Y
1	34.322	195.3	30.717	173.1	27.218	204.1	1:32.257	9	27.364	199.6	29.677	174.8	26.976	202.2	1:24.017
2	27.626	199.6	29.867	174.0	26.881	203.7	1:24.374	10	27.255	199.6	29.659	174.8	26.982	203.0	1:23.896
3	27.146	198.5	29.648	174.0	27.112	201.8	1:23.906	11	27.211	200.0	29.734	174.2	27.133	201.8	1:24.078
4	27.214	198.5	29.661	174.0	26.961	201.1	1:23.836	12	27.274	200.0	29.760	174.2	27.043	202.2	1:24.077
5	27.158	199.6	29.667	173.7	27.034	200.7	1:23.859	13	27.237	198.9	29.665	174.8	27.058	203.3	1:23.960
6	27.197	198.9	29.671	174.2	27.151	202.2	1:24.019	14	27.221	199.2	29.852	174.0	27.098	203.7	1:24.171
7	27.220	198.9	29.619	174.0	26.989	202.6	1:23.828								
8	27.140	199.6	29.697	174.5	27.082	202.2	1:23.919								



Weather/Track : Cloud 17C/Dry 23C

Circuit Length - 3.695 kilometres
Autodromo Raul Boesel
Curitiba

2011 FIA World Touring Car Championship

Race 1 - Sector Analysis Report

Lap	S1 Time	S1 Spd	S2 Time	S2 Spd	S3 Time	S3 Spd	Lap Time	Pit	Lap	S1 Time	S1 Spd	S2 Time	S2 Spd	S3 Time	S3 Spd	Lap Time	Pit
18 MONTEIRO PRT SEAT Leon 2.0 TDI																	
1	34.575	197.4	31.049	172.9	27.108	202.2	1:32.732		9	27.342	197.8	29.716	174.8	27.079	200.3	1:24.137	
2	27.357	198.9	29.956	172.6	27.008	201.1	1:24.321		10	27.287	198.9	30.458	172.1	27.207	203.0	1:24.952	
3	27.189	197.4	29.756	173.4	27.115	200.3	1:24.060		11	27.212	199.2	29.693	174.0	27.110	202.2	1:24.015	
4	27.261	197.1	29.754	172.9	26.964	200.0	1:23.979		12	27.395	198.5	29.771	172.9	27.109	201.4	1:24.275	
5	27.326	197.4	29.617	173.4	27.147	200.0	1:24.090		13	27.331	196.7	29.953	172.3	27.201	203.0	1:24.485	
6	27.353	196.7	29.699	172.9	27.147	200.7	1:24.199		14	27.350	199.6	29.855	173.7	27.199	202.6	1:24.404	
7	27.382	196.0	29.824	173.1	27.154	199.6	1:24.360										
8	27.939	199.2	30.513	173.1	27.021	201.4	1:25.473										
20 VILLA ESP BMW 320 TC Y																	
1	35.903	190.2	31.465	172.6	27.626	203.0	1:34.994		9	27.699	198.5	30.038	174.8	27.164	201.8	1:24.901	
2	28.553	198.5	30.111	174.2	27.128	203.0	1:25.792		10	27.263	197.4	29.959	169.9	27.254	202.6	1:24.476	
3	27.426	199.2	31.525	170.2	27.385	203.3	1:26.336		11	28.365	196.0	29.654	173.4	27.184	201.1	1:25.203	
4	27.334	198.1	29.664	173.1	27.121	200.7	1:24.119		12	27.174	198.1	30.059	173.7	27.124	201.8	1:24.357	
5	27.041	198.9	29.456	174.2	27.060	202.2	1:23.557		13	27.056	198.9	29.587	173.4	27.189	201.4	1:23.832	
6	27.070	199.2	29.783	174.2	27.298	203.0	1:24.151		14	27.191	199.2	29.822	173.7	27.077	201.8	1:24.090	
7	27.119	198.5	29.916	173.4	27.307	202.6	1:24.342										
8	27.567	198.1	30.039	173.4	27.252	200.7	1:24.858										
21 FABIANI ITA BMW 320Si Y																	
1	38.167	183.6	32.423	159.5	30.092	187.5	1:40.682		8	29.197	185.7	32.056	159.8	30.003	187.1	1:31.256	
2	29.192	184.8	32.179	159.5	30.574	186.5	1:31.945		9	29.016	185.1	31.996	160.2	29.987	187.8	1:30.999	
3	29.319	185.1	32.279	158.2	30.138	187.5	1:31.736		10	28.991	185.7	33.948	159.3	32.779	181.2	1:35.718	
4	28.790	185.4	32.241	157.9	30.250	187.1	1:31.281		11	35.274	139.3	37.534	128.7	33.344	164.8	1:46.152	
5	28.910	185.4	32.380	158.6	30.047	188.4	1:31.337		12	30.624	180.0	37.821	157.9	31.533	185.2	1:39.978	
6	29.121	186.1	32.185	157.7	30.239	185.8	1:31.545		13	29.168	186.1	32.499	158.4	31.407	184.3	1:33.074	
7	28.834	186.7	32.634	160.0	30.176	186.8	1:31.644										
25 BENNANI MAR BMW 320 TC Y																	
1	34.900	196.0	30.979	172.9	27.769	201.1	1:33.648		9	27.403	197.1	29.539	173.1	27.009	200.3	1:23.951	
2	27.187	197.8	29.899	173.7	27.203	201.8	1:24.289		10	27.349	196.4	29.595	173.4	27.111	200.7	1:24.055	
3	27.263	198.1	29.493	174.0	27.119	201.8	1:23.875		11	27.371	196.4	29.501	173.7	27.455	201.4	1:24.327	
4	27.571	196.7	29.724	173.1	26.910	201.4	1:24.205		12	27.384	197.4	29.698	172.6	27.106	201.1	1:24.188	
5	27.151	197.8	29.571	173.4	27.065	201.8	1:23.787		13	27.318	198.5	30.051	170.4	28.157	203.0	1:25.526	
6	27.388	198.9	29.676	174.0	27.141	202.2	1:24.205		14	27.360	198.5	29.763	173.1	27.227	202.6	1:24.350	
7	27.124	198.1	29.715	173.7	27.093	202.2	1:23.932										
8	27.546	196.7	30.080	172.6	27.108	201.4	1:24.734										



Weather/Track : Cloud 17C/Dry 23C

Circuit Length - 3.695 kilometres
Autodromo Raul Boesel
Curitiba

2011 FIA World Touring Car Championship Race 1 - Sector Analysis Report

Lap	S1 Time	S1 Spd	S2 Time	S2 Spd	S3 Time	S3 Spd	Lap Time	Pit	Lap	S1 Time	S1 Spd	S2 Time	S2 Spd	S3 Time	S3 Spd	Lap Time	Pit
30 DAHLGREN SWE Volvo C30																	
1	35.745	190.2	30.827	167.6	28.098	196.0	1:34.670		9	27.678	191.2	29.563	168.9	26.837	198.1	1:24.078	
2	27.939	191.2	29.745	168.1	26.945	197.0	1:24.629		10	27.477	191.2	29.709	169.4	27.066	197.8	1:24.252	
3	27.453	191.2	29.658	167.8	26.856	197.0	1:23.967		11	27.526	192.6	29.728	168.4	26.872	198.5	1:24.126	
4	27.486	190.2	29.583	168.4	26.720	197.8	1:23.789		12	27.703	191.9	29.756	167.6	26.895	197.4	1:24.354	
5	27.885	188.3	29.760	169.1	27.027	197.0	1:24.672		13	27.537	192.2	29.714	168.1	27.073	198.5	1:24.324	
6	27.542	192.2	29.683	168.1	27.053	197.0	1:24.278		14	27.637	191.6	29.782	168.4	27.077	196.3	1:24.496	
7	27.400	192.9	29.654	167.6	26.943	197.4	1:23.997										
8	27.495	189.6	29.617	169.7	27.080	198.5	1:24.192										
65 LEE HKG BMW 320 TC Y																	
1	36.894	193.9	31.291	171.8	27.991	201.4	1:36.176		9	27.550	197.1	30.107	173.4	28.026	198.5	1:25.683	
2	27.699	195.3	30.299	174.8	27.578	202.2	1:25.576		10	27.703	196.4	30.147	173.1	27.867	199.6	1:25.717	
3	27.319	198.5	30.171	173.1	27.747	201.4	1:25.237		11	27.643	196.0	30.094	173.1	27.987	197.4	1:25.724	
4	28.393	197.4	29.965	174.0	27.696	200.7	1:26.054		12	28.459	195.7	30.235	172.6	27.695	200.3	1:26.389	
5	27.941	197.1	30.065	172.9	27.865	199.2	1:25.871		13	27.463	197.1	30.141	172.9	27.996	198.5	1:25.600	
6	27.700	196.7	29.941	173.4	28.027	199.2	1:25.668		14	27.991	196.0	30.309	172.6	27.958	198.5	1:26.258	
7	27.504	196.4	29.901	173.4	27.806	199.2	1:25.211										
8	27.759	196.4	30.178	173.7	27.780	199.2	1:25.717										
74 ORIOLA ESP SEAT Leon 2.0 TDI Y																	
1	35.279	196.7	31.790	172.1	27.870	200.0	1:34.939		9	27.460	197.8	29.843	174.5	27.157	200.3	1:24.460	
2	28.419	197.4	29.808	173.4	27.280	201.8	1:25.507		10	27.422	197.4	29.930	173.7	27.290	200.0	1:24.642	
3	27.163	198.9	29.940	174.2	27.163	201.4	1:24.266		11	27.482	197.8	29.828	173.7	27.272	201.1	1:24.582	
4	27.217	199.2	29.873	174.5	27.068	200.7	1:24.158		12	27.324	198.1	30.071	172.9	27.315	200.7	1:24.710	
5	27.440	198.1	30.014	173.1	27.221	200.7	1:24.675		13	27.361	198.5	29.797	173.7	27.266	201.1	1:24.424	
6	27.438	198.1	30.003	174.0	27.220	201.4	1:24.661		14	27.309	197.4	29.935	173.1	27.270	200.0	1:24.514	
7	27.251	198.9	29.863	172.9	27.358	200.7	1:24.472										
8	27.383	198.1	29.908	173.7	27.278	200.3	1:24.569										



Weather/Track : Cloud 17C/Dry 23C

Circuit Length - 3.695 kilometres
Autodromo Raul Boesel
Curitiba

2011 FIA World Touring Car Championship Race 1 - Best Sector Speeds Report

SECTOR 1				SECTOR 2				SECTOR 3				
POS	NO	NAME	SPEED	LAP	NO	NAME	SPEED	LAP	NO	NAME	SPEED	LAP
1	12	ENGSTLER	202.9	3	11	POULSEN	177.3	10	11	POULSEN	206.1	10
2	11	POULSEN	201.8	11	15	CORONEL	177.0	13	15	CORONEL	206.1	11
3	15	CORONEL	201.8	3	12	ENGSTLER	176.8	12	12	ENGSTLER	205.3	2
4	17	NYKJAER	200.0	11	17	NYKJAER	174.8	9	17	NYKJAER	204.1	1
5	3	TARQUINI	199.6	4	18	MONTEIRO	174.8	9	20	VILLA	203.3	3
6	7	BARTH	199.6	7	20	VILLA	174.8	9	3	TARQUINI	203.0	5
7	18	MONTEIRO	199.6	14	65	LEE	174.8	2	8	MENU	203.0	13
8	20	VILLA	199.2	3	6	BUENO	174.5	11	18	MONTEIRO	203.0	10
9	74	ORIOLA	199.2	4	8	MENU	174.5	3	25	BENNANI	203.0	13
10	8	MENU	198.9	12	74	ORIOLA	174.5	4	1	MULLER	202.2	11
11	25	BENNANI	198.9	6	1	MULLER	174.2	7	7	BARTH	202.2	2
12	65	LEE	198.5	3	3	TARQUINI	174.2	3	65	LEE	202.2	2
13	1	MULLER	197.8	9	2	HUFF	174.0	5	6	BUENO	201.8	13
14	2	HUFF	197.4	9	7	BARTH	174.0	2	74	ORIOLA	201.8	2
15	4	DUDUKALO	197.4	3	25	BENNANI	174.0	3	2	HUFF	201.4	10
16	6	BUENO	197.4	9	4	DUDUKALO	173.4	9	4	DUDUKALO	201.1	3
17	30	DAHLGREN	192.9	7	30	DAHLGREN	169.7	8	9	O'YOUNG	199.2	3
18	10	TANIGUCHI	192.2	5	10	TANIGUCHI	167.8	11	30	DAHLGREN	198.5	8
19	9	O'YOUNG	190.9	4	9	O'YOUNG	167.1	4	10	TANIGUCHI	198.1	1
20	21	FABIANI	186.7	7	21	FABIANI	160.2	9	21	FABIANI	188.4	5



Weather/Track : Cloud 17C/Dry 23C

Circuit Length - 3.695 kilometres
Autodromo Raul Boesel
Curitiba

2011 FIA World Touring Car Championship Race 1 - Best Sector Times Report

POS	SECTOR 1			SECTOR 2			SECTOR 3			NO	NAME	IDEAL/BEST LAP COMPARISON			DIFF
	NO	TIME	LAP	NO	TIME	LAP	NO	TIME	LAP			IDEAL	BEST	LAP	
1	11	26.774	6	1	29.248	2	1	26.501	2	1	MULLER	1:22.698	1:22.916	3	+ 0.218
2	2	26.925	5	2	29.272	5	2	26.505	1	2	HUFF	1:22.702	1:22.890	5	+ 0.188
3	15	26.945	2	11	29.302	12	6	26.590	5	11	POULSEN	1:22.841	1:23.400	5	+ 0.559
4	12	26.948	7	6	29.303	5	8	26.657	2	6	BUENO	1:22.986	1:23.147	13	+ 0.161
5	1	26.949	6	15	29.427	10	30	26.720	4	15	CORONEL	1:23.234	1:23.628	8	+ 0.394
6	20	27.041	5	20	29.456	5	11	26.765	1	8	MENU	1:23.302	1:23.518	9	+ 0.216
7	6	27.093	3	25	29.493	3	15	26.862	12	12	ENGSTLER	1:23.377	1:23.654	11	+ 0.277
8	3	27.115	2	12	29.502	11	3	26.879	5	25	BENNANI	1:23.527	1:23.787	5	+ 0.260
9	25	27.124	7	8	29.519	9	17	26.881	2	20	VILLA	1:23.557	1:23.557	5	+ 0.000
10	8	27.126	10	30	29.563	9	25	26.910	4	3	TARQUINI	1:23.579	1:23.587	2	+ 0.008
11	17	27.140	8	3	29.585	2	12	26.927	5	17	NYKJAER	1:23.640	1:23.828	7	+ 0.188
12	74	27.163	3	18	29.617	5	18	26.964	4	30	DAHLGREN	1:23.683	1:23.789	4	+ 0.106
13	18	27.189	3	17	29.619	7	7	27.040	3	18	MONTEIRO	1:23.770	1:23.979	4	+ 0.209
14	7	27.227	5	7	29.734	5	20	27.060	5	7	BARTH	1:24.001	1:24.140	5	+ 0.139
15	65	27.319	3	74	29.797	13	10	27.066	10	74	ORIOLA	1:24.028	1:24.158	4	+ 0.130
16	30	27.400	7	65	29.901	7	74	27.068	4	4	DUDUKALO	1:24.669	1:25.280	8	+ 0.611
17	9	27.413	3	4	29.908	2	4	27.257	2	65	LEE	1:24.798	1:25.211	7	+ 0.413
18	4	27.504	4	9	30.069	4	9	27.433	4	10	TANIGUCHI	1:24.838	1:24.908	10	+ 0.070
19	10	27.541	4	10	30.231	10	65	27.578	2	9	O'YOUNG	1:24.915	1:24.915	4	+ 0.000
20	21	28.790	4	21	31.996	9	21	29.987	9	21	FABIANI	1:30.773	1:30.999	9	+ 0.226

'Perfect Lap' - 1:22.523



Weather/Track : Cloud 17C/Dry 23C

Circuit Length - 3.695 kilometres
Autodromo Raul Boesel
Curitiba

2011 FIA World Touring Car Championship

RACE 1 - LAP CHART

Lap 1			Lap 2			Lap 3			Lap 4			Lap 5		
No	Behind	Laptime	No	Behind	Laptime	No	Behind	Laptime	No	Behind	Laptime	No	Behind	Laptime
2		1:28.386	2		1:23.047	2		1:22.925	2		1:22.929	2		1:22.890
1	0.350	1:28.736	1	0.570	1:23.267	1	0.561	1:22.916	1	0.662	1:23.030	1	1.039	1:23.267
6	1.410	1:29.796	6	1.698	1:23.335	6	2.101	1:23.328	6	2.321	1:23.149	6	2.589	1:23.158
11	2.236	1:30.622	11	2.970	1:23.781	15	4.398	1:23.958	15	5.135	1:23.666	15	5.888	1:23.643
15	2.748	1:31.134	15	3.365	1:23.664	11	4.657	1:24.612	11	5.827	1:24.099	11	6.337	1:23.400
3	3.419	1:31.805	3	3.959	1:23.587	3	4.912	1:23.878	3	6.126	1:24.143	3	7.051	1:23.815
17	3.871	1:32.257	8	4.566	1:23.549	8	5.389	1:23.748	8	6.412	1:23.952	8	7.355	1:23.833
8	4.064	1:32.450	17	5.198	1:24.374	17	6.179	1:23.906	17	7.086	1:23.836	17	8.055	1:23.859
18	4.346	1:32.732	18	5.620	1:24.321	18	6.755	1:24.060	18	7.805	1:23.979	18	9.005	1:24.090
25	5.262	1:33.648	25	6.504	1:24.289	25	7.454	1:23.875	25	8.730	1:24.205	25	9.627	1:23.787
12	5.725	1:34.111	12	6.721	1:24.043	12	7.875	1:24.079	12	9.074	1:24.128	12	9.923	1:23.739
30	6.284	1:34.670	30	7.866	1:24.629	30	8.908	1:23.967	30	9.768	1:23.789	30	11.550	1:24.672
4	6.339	1:34.725	4	8.735	1:25.443	74	10.354	1:24.266	74	11.583	1:24.158	74	13.368	1:24.675
74	6.553	1:34.939	74	9.013	1:25.507	7	11.374	1:24.637	7	12.613	1:24.168	7	13.863	1:24.140
20	6.608	1:34.994	20	9.353	1:25.792	65	12.631	1:25.237	20	13.954	1:24.119	20	14.621	1:23.557
7	6.954	1:35.340	7	9.662	1:25.755	20	12.764	1:26.336	65	15.756	1:26.054	65	18.737	1:25.871
65	7.790	1:36.176	65	10.319	1:25.576	9	14.103	1:25.828	9	16.089	1:24.915	4	19.609	1:25.511
9	8.671	1:37.057	9	11.200	1:25.576	4	14.394	1:28.584	4	16.988	1:25.523	10	22.248	1:27.156
10	9.526	1:37.912	10	12.568	1:26.089	10	15.371	1:25.728	10	17.982	1:25.540	21	46.804	1:31.337
21	12.296	1:40.682	21	21.194	1:31.945	21	30.005	1:31.736	21	38.357	1:31.281			

Subject to Technical Scrutineering. For Media Information Purposes - No Regulatory Value. Curitiba

Weather/Track: Cloud 17C/Dry 23C

Circuit Length = 3.6950 km.

Start: 13:02 End: 13:22

2011 FIA World Touring Car Championship RACE 1 - LAP CHART

(contd.)

Lap 6			Lap 7			Lap 8			Lap 9			Lap 10		
No	Behind	Laptime	No	Behind	Laptime	No	Behind	Laptime	No	Behind	Laptime	No	Behind	Laptime
2		1:23.237	2		1:23.098	2		1:23.120	2		1:23.152	2		1:23.268
1	0.924	1:23.122	1	0.887	1:23.061	1	1.131	1:23.364	1	1.185	1:23.206	1	1.729	1:23.812
6	2.709	1:23.357	6	3.095	1:23.484	6	3.329	1:23.354	6	3.688	1:23.511	6	3.913	1:23.493
15	6.337	1:23.686	15	7.154	1:23.915	15	7.662	1:23.628	15	8.246	1:23.736	15	8.656	1:23.678
11	7.022	1:23.922	11	7.415	1:23.491	11	7.972	1:23.677	11	8.692	1:23.872	11	8.849	1:23.425
3	7.536	1:23.722	8	8.512	1:23.678	8	9.065	1:23.673	8	9.431	1:23.518	8	9.815	1:23.652
8	7.932	1:23.814	3	9.015	1:24.577	3	9.835	1:23.940	3	10.660	1:23.977	3	11.263	1:23.871
17	8.837	1:24.019	17	9.567	1:23.828	17	10.366	1:23.919	17	11.231	1:24.017	17	11.859	1:23.896
18	9.967	1:24.199	18	11.229	1:24.360	25	13.043	1:24.734	25	13.842	1:23.951	25	14.629	1:24.055
25	10.595	1:24.205	25	11.429	1:23.932	18	13.582	1:25.473	18	14.567	1:24.137	12	15.896	1:24.258
12	11.067	1:24.381	12	11.833	1:23.864	12	14.167	1:25.454	12	14.906	1:23.891	18	16.251	1:24.952
30	12.591	1:24.278	30	13.490	1:23.997	30	14.562	1:24.192	30	15.488	1:24.078	30	16.472	1:24.252
74	14.792	1:24.661	74	16.166	1:24.472	74	17.615	1:24.569	74	18.923	1:24.460	74	20.297	1:24.642
7	15.134	1:24.508	7	16.537	1:24.501	7	18.394	1:24.977	7	19.989	1:24.747	7	21.301	1:24.580
20	15.535	1:24.151	20	16.779	1:24.342	20	18.517	1:24.858	20	20.266	1:24.901	20	21.474	1:24.476
65	21.168	1:25.668	65	23.281	1:25.211	65	25.878	1:25.717	65	28.409	1:25.683	65	30.858	1:25.717
4	22.015	1:25.643	4	24.737	1:25.820	4	26.897	1:25.280	4	29.282	1:25.537	4	31.474	1:25.460
10	24.778	1:25.767	10	27.073	1:25.393	10	29.103	1:25.150	10	31.450	1:25.499	10	33.090	1:24.908
21	55.112	1:31.545	21	1:03.658	1:31.644	21	1:11.794	1:31.256	21	1:19.641	1:30.999			

Subject to Technical Scrutineering. For Media Information Purposes - No Regulatory Value. Curitiba

Weather/Track: Cloud 17C/Dry 23C

Circuit Length = 3.6950 km.

Start: 13:02 End: 13:22

2011 FIA World Touring Car Championship RACE 1 - LAP CHART

(contd.)

Lap 11			Lap 12			Lap 13			Lap 14			Lap 15		
No	Behind	Laptime	No	Behind	Laptime	No	Behind	Laptime	No	Behind	Laptime	No	Behind	Laptime
2		1:23.362	2		1:23.150	2		1:23.284	2		1:23.633			
1	1.463	1:23.096	1	1.389	1:23.076	1	1.265	1:23.160	1	0.873	1:23.241			
6	4.068	1:23.517	6	4.319	1:23.401	6	4.182	1:23.147	6	3.924	1:23.375			
21	1 LAP	1:35.718	11	10.778	1:23.538	11	11.442	1:23.948	15	12.714	1:24.701			
11	10.390	1:24.903	15	11.084	1:23.632	15	11.646	1:23.846	11	13.004	1:25.195			
15	10.602	1:25.308	8	11.723	1:23.784	8	12.125	1:23.686	8	13.402	1:24.910			
8	11.089	1:24.636	3	13.005	1:24.007	3	13.764	1:24.043	3	14.214	1:24.083			
3	12.148	1:24.247	17	13.502	1:24.077	17	14.178	1:23.960	17	14.716	1:24.171			
17	12.575	1:24.078	25	16.632	1:24.188	12	18.569	1:24.820	12	19.100	1:24.164			
25	15.594	1:24.327	12	17.033	1:23.995	25	18.874	1:25.526	25	19.591	1:24.350			
12	16.188	1:23.654	18	18.029	1:24.275	18	19.230	1:24.485	18	20.001	1:24.404			
18	16.904	1:24.015	30	18.440	1:24.354	30	19.480	1:24.324	30	20.343	1:24.496			
30	17.236	1:24.126	74	23.077	1:24.710	74	24.217	1:24.424	74	25.098	1:24.514			
74	21.517	1:24.582	20	24.522	1:24.357	20	25.070	1:23.832	20	25.527	1:24.090			
20	23.315	1:25.203	7	25.510	1:24.665	7	26.561	1:24.335	7	28.285	1:25.357			
7	23.995	1:26.056	21	1 LAP	1:46.152	65	38.775	1:25.600	65	41.400	1:26.258			
65	33.220	1:25.724	65	36.459	1:26.389	4	39.104	1:25.360	4	41.820	1:26.349			
4	33.430	1:25.318	4	37.028	1:26.748	10	43.412	1:25.777	10	45.265	1:25.486			
10	35.107	1:25.379	10	40.919	1:28.962	21	1 LAP	1:39.978	21	1 LAP	1:33.074			

Subject to Technical Scrutineering. For Media Information Purposes - No Regulatory Value. Curitiba

Weather/Track: Cloud 17C/Dry 23C

Circuit Length = 3.6950 km.

Start: 13:02 End: 13:22

2011 FIA World Touring Car Championship

GRID FOR RACE 2 - FINAL

ROW 10	9 O'YOUNG	7 BARTH
ROW 9	21 FABIANI	10 TANIGUCHI
ROW 8	4 DUDUKALO	20 VILLA
ROW 7	65 LEE	25 BENNANI
ROW 6	74 ORIOLA	30 DAHLGREN
ROW 5	18 MONTEIRO	11 POULSEN
ROW 4	1 MULLER	12 ENGSTLER
ROW 3	2 HUFF	6 BUENO
ROW 2	3 TARQUINI	15 CORONEL
ROW 1	17 NYKJAER	8 MENU
POLE		



Car 9 to back of grid, Stewards decision 20 refers.

Curitiba
Circuit Length = 3.6950 km.

Clerk of Course:	Stewards:	Timekeeper:
------------------	-----------	-------------

**2011 FIA World Touring Car Championship
RACE 2 - PROVISIONAL CLASSIFICATION**

POS	NO	CLS	DRIVER / TEAM	NAT	CAR	TIME	LAPS	GAP	KPH	BEST
1	8		Alain MENU	CHE	Chevrolet Cruze 1.6T	19:38.428	14		158.03	1:23.110
2	15		Tom CORONEL	NLD	BMW 320 TC	19:38.693	14	0.265	157.99	1:23.343
3	1		Yvan MULLER	FRA	Chevrolet Cruze 1.6T	19:39.345	14	0.917	157.90	1:23.107
4	2		Robert HUFF	GBR	Chevrolet Cruze 1.6T	19:39.749	14	1.321	157.85	1:22.943
5	6		Carlos BUENO	BRA	Chevrolet Cruze 1.6T	19:40.837	14	2.409	157.70	1:23.179
6	3		Gabriele TARQUINI	ITA	SEAT Leon 2.0 TDI	19:42.940	14	4.512	157.42	1:23.554
7	18		Tiago MONTEIRO	PRT	SEAT Leon 2.0 TDI	19:46.238	14	7.810	156.99	1:23.683
8	20	Y	Javier VILLA	ESP	BMW 320 TC	19:55.322	14	16.894	155.79	1:23.785
9	12	Y	Franz ENGSTLER	DEU	BMW 320 TC	19:55.999	14	17.571	155.70	1:23.858
10	74	Y	Pepe ORIOLA	ESP	SEAT Leon 2.0 TDI	19:58.789	14	20.361	155.34	1:24.206
11	9	Y	Darryl O'YOUNG	HKG	Chevrolet Lacetti	20:06.406	14	27.978	154.36	1:24.665
12	4	Y	Aleksei DUDUKALO	RUS	SEAT Leon 2.0 TDI	20:09.856	14	31.428	153.92	1:24.561
13	30		Robert DAHLGREN	SWE	Volvo C30	20:13.724	14	35.296	153.43	1:25.360
14	11	Y	Kristian POULSEN	DNK	BMW 320 TC	20:14.198	14	35.770	153.37	1:23.247
15	10	Y	Yukinori TANIGUCHI	JPN	Chevrolet Lacetti	20:14.631	14	36.203	153.32	1:24.974
16	65	Y	Marchy LEE	HKG	BMW 320 TC	20:18.273	14	39.845	152.86	1:24.647

NOT CLASSIFIED

7	Y		Fredy BARTH	CHE	SEAT Leon 2.0 TDI	10:03.053	7	D.N.F.	154.40	1:24.101
21	Y		Fabio FABIANI	ITA	BMW 320si	21:11.706	7	N.C.F.	73.22	1:38.695
17	Y		Michel NYKJAER	DNK	SEAT Leon 2.0 TDI	7:11.334	5	D.N.F.	154.19	1:23.828
25	Y		Mehdi BENNANI	MAR	BMW 320 TC		0	D.N.F.	N/A	

FASTEST LAP

2			Robert HUFF		Chevrolet Cruze 1.6T	1:22.943	5	99.65mph	160.37kph
11	Y		Kristian POULSEN		BMW 320 TC	1:23.247	10	99.28mph	159.79kph

Curitiba

Subject to Technical Scrutineering. For Media Information Purposes - No Regulatory Value.

Circuit Length = 3.6950 km.

Weather/Track: Bright 17C/Dry 24C

Start: 14:17 End: 14:37

Race Director:	Steward:	Timekeeper:	Issued at:
----------------	----------	-------------	------------

2011 FIA World Touring Car Championship
RACE 2 RESULT

POS	NO	CLS	DRIVER / TEAM	NAT	CAR	TIME	LAPS	GAP	KPH	BEST
1	8		Alain MENU	CHE	Chevrolet Cruze 1.6T	19:38.428	14		158.03	1:23.110
2	15		Tom CORONEL	NLD	BMW 320 TC	19:38.693	14	0.265	157.99	1:23.343
3	1		Yvan MULLER	FRA	Chevrolet Cruze 1.6T	19:39.345	14	0.917	157.90	1:23.107
4	2		Robert HUFF	GBR	Chevrolet Cruze 1.6T	19:39.749	14	1.321	157.85	1:22.943
5	6		Carlos BUENO	BRA	Chevrolet Cruze 1.6T	19:40.837	14	2.409	157.70	1:23.179
6	3		Gabriele TARQUINI	ITA	SEAT Leon 2.0 TDI	19:42.940	14	4.512	157.42	1:23.554
7	18		Tiago MONTEIRO	PRT	SEAT Leon 2.0 TDI	19:46.238	14	7.810	156.99	1:23.683
8	20	Y	Javier VILLA	ESP	BMW 320 TC	19:55.322	14	16.894	155.79	1:23.785
9	12	Y	Franz ENGSTLER	DEU	BMW 320 TC	19:55.999	14	17.571	155.70	1:23.858
10	74	Y	Pepe ORIOLA	ESP	SEAT Leon 2.0 TDI	19:58.789	14	20.361	155.34	1:24.206
11	9	Y	Darryl O'YOUNG	HKG	Chevrolet Lacetti	20:06.406	14	27.978	154.36	1:24.665
12	4	Y	Aleksei DUDUKALO	RUS	SEAT Leon 2.0 TDI	20:09.856	14	31.428	153.92	1:24.561
13	30		Robert DAHLGREN	SWE	Volvo C30	20:13.724	14	35.296	153.43	1:25.360
14	11	Y	Kristian POULSEN	DNK	BMW 320 TC	20:14.198	14	35.770	153.37	1:23.247
15	10	Y	Yukinori TANIGUCHI	JPN	Chevrolet Lacetti	20:14.631	14	36.203	153.32	1:24.974
16	65	Y	Marchy LEE	HKG	BMW 320 TC	20:18.273	14	39.845	152.86	1:24.647

NOT CLASSIFIED

7	Y		Fredy BARTH	CHE	SEAT Leon 2.0 TDI	10:03.053	7	D.N.F.	154.40	1:24.101
21	Y		Fabio FABIANI	ITA	BMW 320si	21:11.706	7	N.C.F.	73.22	1:38.695
17	Y		Michel NYKJAER	DNK	SEAT Leon 2.0 TDI	7:11.334	5	D.N.F.	154.19	1:23.828
25	Y		Mehdi BENNANI	MAR	BMW 320 TC		0	D.N.F.	N/A	

FASTEST LAP

2			Robert HUFF		Chevrolet Cruze 1.6T	1:22.943	5	99.65mph	160.37kph
11	Y		Kristian POULSEN		BMW 320 TC	1:23.247	10	99.28mph	159.79kph

Curitiba

Circuit Length = 3.6950 km.

Start: 14:17 End: 14:37

Weather/Track: Bright 17C/Dry 24C

Steward:	Steward:	Steward:	Issued at:
----------	----------	----------	------------

2011 FIA World Touring Car Championship Race 2 - Sector Analysis Report

Lap	S1 Time	S1 Spd	S2 Time	S2 Spd	S3 Time	S3 Spd	Lap Time	Pit	Lap	S1 Time	S1 Spd	S2 Time	S2 Spd	S3 Time	S3 Spd	Lap Time	Pit
1 MULLER FRA Chevrolet Cruze 1.6T																	
1	36.609	196.0	29.407	174.0	26.527	203.0	1:32.543		9	27.112	198.5	29.642	174.5	26.938	202.2	1:23.692	
2	27.439	198.5	29.577	174.8	26.775	202.6	1:23.791		10	27.352	196.4	29.819	172.3	27.777	203.0	1:24.948	
3	27.475	198.9	29.551	174.0	26.752	202.6	1:23.778		11	27.009	197.4	29.437	174.2	26.724	202.2	1:23.170	
4	27.427	197.8	29.474	173.7	26.615	202.6	1:23.516		12	27.032	198.5	29.735	173.7	26.755	203.3	1:23.522	
5	26.985	197.8	29.449	174.0	26.673	202.2	1:23.107		13	27.062	197.8	29.513	174.2	26.795	203.0	1:23.370	
6	27.025	198.5	29.520	174.0	26.655	202.2	1:23.200		14	27.110	197.8	29.539	174.0	26.862	201.8	1:23.511	
7	27.207	198.1	29.504	174.5	26.960	200.7	1:23.671										
8	27.247	198.1	29.507	174.8	26.772	203.3	1:23.526										
2 HUFF GBR Chevrolet Cruze 1.6T																	
1	36.390	195.7	29.228	175.1	26.484	202.2	1:32.102		9	27.104	199.2	29.605	175.1	27.029	202.6	1:23.738	
2	27.654	196.7	29.559	175.3	26.705	203.3	1:23.918		10	27.525	196.4	30.141	170.4	27.947	203.7	1:25.613	
3	27.514	198.5	29.522	174.5	26.765	203.0	1:23.801		11	27.061	198.5	29.484	174.8	26.805	202.6	1:23.350	
4	27.141	198.1	29.436	173.7	26.561	203.0	1:23.138		12	27.024	199.2	29.522	175.1	26.871	203.7	1:23.417	
5	26.908	198.1	29.381	175.6	26.654	203.3	1:22.943		13	27.013	198.5	29.655	174.5	26.826	203.7	1:23.494	
6	26.969	199.2	29.560	174.0	26.865	201.8	1:23.394		14	27.077	198.1	29.579	174.2	26.825	203.3	1:23.481	
7	27.302	199.2	29.608	174.2	26.828	203.0	1:23.738										
8	27.200	198.5	29.595	174.2	26.827	203.3	1:23.622										
3 TARQUINI ITA SEAT Leon 2.0 TDI																	
1	35.344	196.4	29.604	174.2	26.833	199.2	1:31.781		9	27.293	197.8	29.628	173.7	26.921	200.0	1:23.842	
2	27.572	197.4	29.462	173.4	26.732	201.1	1:23.766		10	27.353	198.1	29.648	173.4	26.966	201.8	1:23.967	
3	27.774	199.2	29.536	174.0	26.812	203.3	1:24.122		11	27.300	198.5	29.625	174.0	26.888	201.1	1:23.813	
4	27.882	191.9	30.457	173.1	26.705	201.1	1:25.044		12	27.242	197.8	29.720	173.7	26.909	201.4	1:23.871	
5	27.282	197.1	29.653	173.1	26.780	200.7	1:23.715		13	27.240	197.8	29.754	173.4	26.969	200.7	1:23.963	
6	27.254	196.7	29.564	172.6	26.736	201.1	1:23.554		14	27.294	196.4	29.695	172.6	26.970	200.0	1:23.959	
7	27.324	198.5	29.628	173.7	26.886	200.0	1:23.838										
8	27.240	198.5	29.627	174.0	26.838	200.7	1:23.705										
4 DUDUKALO RUS SEAT Leon 2.0 TDI Y																	
1	44.195	195.3	30.235	172.6	27.307	199.6	1:41.737		9	27.435	195.7	30.301	172.1	27.231	199.2	1:24.967	
2	27.470	197.8	30.169	172.9	27.434	200.0	1:25.073		10	27.589	194.3	30.073	171.5	27.485	197.4	1:25.147	
3	27.459	196.4	29.880	172.6	27.222	199.2	1:24.561		11	27.798	192.9	30.341	172.6	27.586	190.4	1:25.725	
4	27.411	195.0	30.084	171.2	27.164	199.6	1:24.659		12	27.909	194.6	30.101	172.3	27.693	196.3	1:25.703	
5	27.665	193.9	30.449	172.9	27.244	197.8	1:25.358		13	27.578	195.3	31.079	165.8	27.827	197.4	1:26.484	
6	27.471	196.4	29.917	173.1	27.423	198.1	1:24.811		14	27.648	194.3	30.657	170.7	27.365	198.5	1:25.670	
7	27.631	196.4	30.268	172.6	27.203	199.2	1:25.102										
8	27.433	195.0	30.279	172.1	27.147	198.8	1:24.859										



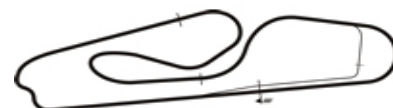
Weather/Track : Cloud 17C/Dry 23C

Circuit Length - 3.695 kilometres
Autodromo Raul Boesel
Curitiba

2011 FIA World Touring Car Championship

Race 2 - Sector Analysis Report

Lap	S1 Time	S1 Spd	S2 Time	S2 Spd	S3 Time	S3 Spd	Lap Time	Pit	Lap	S1 Time	S1 Spd	S2 Time	S2 Spd	S3 Time	S3 Spd	Lap Time	Pit
6 BUENO BRA Chevrolet Cruze 1.6T																	
1	36.823	199.2	30.066	174.2	26.670	201.4	1:33.559		9	27.275	197.4	29.642	174.0	26.798	201.4	1:23.715	
2	27.085	198.9	29.457	175.3	26.637	202.6	1:23.179		10	27.214	197.8	29.769	174.2	27.653	201.1	1:24.636	
3	27.351	198.9	29.600	174.8	26.701	203.3	1:23.652		11	27.250	198.5	29.573	175.1	26.701	202.6	1:23.524	
4	27.348	199.6	29.632	175.3	26.669	201.8	1:23.649		12	27.132	198.5	29.615	175.1	26.842	202.2	1:23.589	
5	27.053	198.5	29.719	173.7	26.700	202.6	1:23.472		13	27.152	197.8	29.677	174.5	26.802	202.2	1:23.631	
6	27.067	198.5	29.623	174.2	26.678	202.2	1:23.368		14	27.147	197.8	29.733	174.0	26.822	202.2	1:23.702	
7	27.137	198.9	29.594	174.5	26.710	201.8	1:23.441										
8	27.224	197.8	29.607	175.1	26.889	200.0	1:23.720										
7 BARTH CHE SEAT Leon 2.0 TDI Y																	
1	38.435	197.4	30.196	169.1	27.558	203.7	1:36.189		5	27.814	196.0	29.675	173.4	27.077	198.8	1:24.566	
2	28.354	197.1	30.167	172.3	26.924	200.7	1:25.445		6	27.537	198.1	29.692	172.6	27.020	198.8	1:24.249	
3	27.469	197.1	29.736	173.1	26.988	200.0	1:24.193		7	27.377	195.3	29.782	173.1	27.151	199.6	1:24.310	
4	27.398	198.5	29.640	172.6	27.063	200.0	1:24.101										
8 MENU CHE Chevrolet Cruze 1.6T																	
1	35.741	197.1	29.381	173.7	26.818	203.7	1:31.940		9	27.174	198.1	29.652	174.2	27.014	202.6	1:23.840	
2	27.678	197.4	29.467	174.0	26.743	203.0	1:23.888		10	27.336	198.9	29.666	173.4	26.874	200.7	1:23.876	
3	27.175	198.5	29.477	174.0	26.682	201.8	1:23.334		11	27.070	196.4	29.469	174.2	27.029	201.4	1:23.568	
4	27.004	198.5	29.354	174.5	26.752	201.1	1:23.110		12	27.179	197.1	29.454	175.1	26.783	201.4	1:23.416	
5	27.010	198.5	29.527	174.5	26.725	202.6	1:23.262		13	27.161	197.4	29.500	174.5	26.821	201.1	1:23.482	
6	27.085	199.2	29.470	175.1	26.879	203.0	1:23.434		14	27.166	198.5	29.817	173.7	26.951	201.8	1:23.934	
7	27.349	198.1	29.518	174.8	26.946	201.4	1:23.813										
8	27.106	198.5	29.527	175.1	26.898	203.0	1:23.531										
9 O'YOUNG HKG Chevrolet Lacetti Y																	
1	40.330	187.3	30.754	165.3	28.044	195.6	1:39.128		9	27.567	189.3	30.079	166.6	27.392	194.9	1:25.038	
2	27.741	189.9	30.079	166.3	27.270	197.8	1:25.090		10	27.584	188.3	29.841	165.8	27.495	196.3	1:24.920	
3	27.497	190.2	29.904	167.6	27.264	198.1	1:24.665		11	27.618	188.0	30.087	167.1	27.356	195.6	1:25.061	
4	27.480	190.6	30.368	162.1	27.504	196.3	1:25.352		12	27.574	189.3	29.982	166.8	27.520	194.2	1:25.076	
5	27.581	189.3	30.315	167.6	27.495	197.0	1:25.391		13	27.834	188.3	30.106	166.3	27.538	196.7	1:25.478	
6	27.597	190.2	30.018	167.6	27.372	195.6	1:24.987		14	27.826	188.6	30.407	165.8	27.907	196.0	1:26.140	
7	27.658	189.6	29.968	166.6	27.281	194.9	1:24.907										
8	27.764	189.6	29.922	167.3	27.487	194.9	1:25.173										
10 TANIGUCHI JPN Chevrolet Lacetti Y																	
1	42.222	188.9	30.394	165.1	27.333	196.7	1:39.949		9	28.052	190.6	30.245	165.3	27.183	196.3	1:25.480	
2	27.578	192.6	30.210	166.1	27.186	197.8	1:24.974		10	28.028	189.6	30.407	164.3	27.528	197.4	1:25.963	
3	27.516	192.2	30.477	166.3	27.211	197.0	1:25.204		11	27.882	190.2	30.298	166.8	27.341	196.7	1:25.521	
4	27.958	191.2	30.563	167.1	27.070	197.0	1:25.591		12	28.041	190.6	30.204	167.1	27.389	196.7	1:25.634	
5	28.100	188.3	30.736	166.3	28.242	196.7	1:27.078		13	28.291	189.9	30.298	166.3	27.266	195.6	1:25.855	
6	27.943	191.6	30.441	166.1	27.134	195.6	1:25.518		14	28.913	185.4	30.542	164.3	27.541	197.8	1:26.996	
7	27.772	190.6	30.340	166.3	27.183	194.2	1:25.295										
8	27.880	190.9	30.296	167.1	27.397	193.8	1:25.573										



Weather/Track : Cloud 17C/Dry 23C

Circuit Length - 3.695 kilometres
Autodromo Raul Boesel
Curitiba

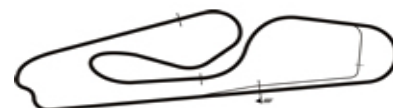
Printed at 14:50, Sunday, 20 March, 2011

© MST Systems Ltd, 2005 (www.mstworld.com)

Page 2

2011 FIA World Touring Car Championship Race 2 - Sector Analysis Report

Lap	S1 Time	S1 Spd	S2 Time	S2 Spd	S3 Time	S3 Spd	Lap Time	Pit	Lap	S1 Time	S1 Spd	S2 Time	S2 Spd	S3 Time	S3 Spd	Lap Time	Pit
11 POULSEN DNK BMW 320 TC									Y								
1	37.087	200.0	30.114	176.2	28.677	198.8	1:35.878		9	27.026	197.1	29.426	176.2	27.225	202.2	1:23.677	
2	28.180	200.3	29.717	175.9	26.965	202.2	1:24.862		10	27.082	198.1	29.359	176.2	26.806	204.5	1:23.247	
3	27.154	199.2	29.399	177.6	26.845	204.1	1:23.398		11	26.863	201.8	29.707	176.8	27.233	201.1	1:23.803	
4	27.157	198.9	29.613	173.1	26.988	204.1	1:23.758		12	27.455	197.8	29.588	176.8	27.230	202.6	1:24.273	
5	26.915	200.0	29.778	177.0	27.091	204.5	1:23.784		13	27.005	198.5	29.364	176.8	27.205	203.0	1:23.574	
6	54.241	187.6	30.328	175.3	27.639	200.0	1:52.208		14	27.170	201.0	29.584	174.5	27.281	203.7	1:24.035	
7	27.255	198.5	29.626	175.9	26.987	202.2	1:23.868										
8	27.226	198.9	29.463	175.9	27.144	201.4	1:23.833										
12 ENGSTLER DEU BMW 320 TC									Y								
1	45.096	198.5	29.575	173.1	27.313	202.2	1:41.984		9	27.251	198.5	29.860	173.7	27.428	201.8	1:24.539	
2	27.407	201.8	29.674	174.5	27.293	203.7	1:24.374		10	27.192	198.1	29.628	175.1	27.165	203.3	1:23.985	
3	27.038	201.0	29.642	164.8	27.462	203.0	1:24.142		11	27.109	198.9	29.829	173.4	27.465	202.2	1:24.403	
4	27.447	199.6	29.795	174.5	27.136	202.6	1:24.378		12	27.119	198.5	29.738	174.5	27.147	202.2	1:24.004	
5	27.193	199.6	29.578	173.7	27.087	201.4	1:23.858		13	27.154	198.1	29.568	175.6	27.165	202.6	1:23.887	
6	27.317	198.9	29.700	173.7	27.027	201.8	1:24.044		14	27.153	198.5	29.634	175.1	27.281	203.3	1:24.068	
7	27.146	198.1	29.900	174.5	27.278	200.7	1:24.324										
8	27.293	197.1	29.618	174.2	27.098	203.0	1:24.009										
15 CORONEL NLD BMW 320 TC																	
1	34.407	198.9	29.295	175.3	26.885	200.3	1:30.587		9	27.102	199.6	29.700	175.9	27.056	201.8	1:23.858	
2	27.231	198.9	29.517	174.8	27.027	200.7	1:23.775		10	27.868	201.8	29.912	174.8	27.087	203.7	1:24.867	
3	27.174	199.6	29.554	175.1	27.036	200.3	1:23.764		11	26.888	201.0	29.449	176.2	27.028	203.0	1:23.365	
4	27.116	199.2	29.433	174.5	26.963	201.1	1:23.512		12	27.048	201.8	29.514	176.8	26.998	203.7	1:23.560	
5	27.109	199.2	29.494	175.9	26.848	201.1	1:23.451		13	26.855	200.7	29.516	176.8	26.972	203.3	1:23.343	
6	27.075	200.3	29.376	175.3	27.097	200.7	1:23.548		14	26.919	200.7	29.917	175.1	26.964	201.8	1:23.800	
7	27.210	200.3	29.517	175.9	26.971	201.4	1:23.698										
8	27.119	199.6	29.456	176.5	26.990	202.2	1:23.565										
17 NYKJAER DNK SEAT Leon 2.0 TDI									Y								
1	36.413	196.4	30.496	171.2	27.946	201.4	1:34.855		4	27.838	199.6	29.741	173.4	26.949	201.1	1:24.528	
2	27.376	198.5	29.540	173.7	26.912	201.4	1:23.828		5	27.249	200.0	29.748	175.1	26.906	201.8	1:23.903	
3	27.717	198.1	29.594	172.9	26.909	201.8	1:24.220										
18 MONTEIRO PRT SEAT Leon 2.0 TDI																	
1	37.607	196.7	29.955	173.4	27.635	202.2	1:35.197		9	27.364	197.8	29.584	174.8	27.302	201.1	1:24.250	
2	27.200	199.6	29.579	174.5	26.938	203.0	1:23.717		10	27.258	197.4	29.682	174.0	27.076	201.4	1:24.016	
3	27.623	197.4	29.718	174.2	26.905	202.6	1:24.246		11	27.314	196.7	29.655	174.5	26.975	200.7	1:23.944	
4	27.270	198.1	29.633	174.2	26.860	200.0	1:23.763		12	27.200	197.4	29.609	174.8	26.916	201.4	1:23.725	
5	27.330	196.7	29.688	174.0	26.939	200.7	1:23.957		13	27.256	197.1	29.718	174.2	27.026	201.8	1:24.000	
6	27.280	197.1	29.571	174.0	26.887	200.7	1:23.738		14	27.257	197.1	29.698	174.0	27.076	200.7	1:24.031	
7	27.353	198.1	29.691	174.0	26.927	200.0	1:23.971										
8	27.181	197.8	29.532	174.8	26.970	200.7	1:23.683										



Weather/Track : Cloud 17C/Dry 23C

Circuit Length - 3.695 kilometres
Autodromo Raul Boesel
Curitiba

2011 FIA World Touring Car Championship Race 2 - Sector Analysis Report

Lap	S1 Time	S1 Spd	S2 Time	S2 Spd	S3 Time	S3 Spd	Lap Time	Pit	Lap	S1 Time	S1 Spd	S2 Time	S2 Spd	S3 Time	S3 Spd	Lap Time	Pit
20 VILLA ESP BMW 320 TC Y																	
1	38.152	198.9	30.361	169.4	27.324	198.5	1:35.837		9	27.288	197.4	29.733	173.4	27.125	200.3	1:24.146	
2	28.097	198.5	31.150	170.7	27.139	202.2	1:26.386		10	27.594	196.7	29.674	174.0	27.227	200.3	1:24.495	
3	27.308	198.9	29.707	174.2	27.075	200.7	1:24.090		11	28.296	190.6	30.021	174.2	27.353	199.6	1:25.670	
4	27.115	200.0	29.719	174.0	26.951	201.4	1:23.785		12	27.277	197.8	29.725	173.4	27.261	200.0	1:24.263	
5	27.912	199.6	29.671	174.2	27.065	201.4	1:24.648		13	27.553	196.0	29.823	173.4	27.355	200.0	1:24.731	
6	27.473	197.4	30.328	172.9	27.056	200.7	1:24.857		14	27.343	196.4	29.857	173.4	27.181	199.6	1:24.381	
7	27.075	198.1	29.677	174.5	27.090	201.4	1:23.842										
8	27.201	198.9	29.903	175.1	27.087	199.2	1:24.191										
21 FABIANI ITA BMW 320Si Y																	
1	10:00.001	165.1	34.937	146.0	32.508	169.0	11:07.446		5	31.430	168.6	34.331	147.9	32.934	170.3	1:38.695	
2	32.568	167.3	37.038	150.2	32.006	172.2	1:41.612		6	31.848	167.3	34.247	148.1	32.651	168.2	1:38.746	
3	33.436	141.1	35.224	117.4	35.240	172.2	1:43.900		7	31.918	167.3	35.251	143.1	33.675	167.9	1:40.844	
4	32.220	114.3	36.081	148.1	32.162	170.8	1:40.463										
30 DAHLGREN SWE Volvo C30																	
1	38.914	190.6	30.039	169.1	27.731	195.2	1:36.684		9	28.154	189.3	30.303	167.1	27.545	194.2	1:26.002	
2	28.212	190.2	30.331	166.6	27.316	197.8	1:25.859		10	28.047	188.0	30.299	167.6	28.062	193.8	1:26.408	
3	27.995	190.9	30.570	168.9	27.041	196.3	1:25.606		11	28.041	189.3	30.244	167.6	27.418	194.2	1:25.703	
4	27.799	189.3	30.835	163.8	28.067	194.5	1:26.701		12	28.028	190.9	30.284	167.6	27.362	194.2	1:25.674	
5	28.182	189.6	30.169	166.8	27.179	195.2	1:25.530		13	28.154	189.3	30.205	166.6	27.565	194.5	1:25.924	
6	27.961	190.6	30.198	168.1	27.201	194.5	1:25.360		14	28.766	189.3	30.314	167.1	27.372	194.9	1:26.452	
7	28.011	190.6	30.867	168.6	27.374	194.2	1:26.252										
8	27.907	189.6	30.389	167.6	27.273	194.2	1:25.569										
65 LEE HKG BMW 320 TC Y																	
1	43.764	194.6	30.147	172.3	27.592	200.0	1:41.503		9	27.550	196.0	30.219	172.6	27.701	198.5	1:25.470	
2	27.246	197.1	29.845	173.7	27.573	201.1	1:24.664		10	27.450	196.4	30.004	173.1	27.778	199.2	1:25.232	
3	27.633	199.2	37.746	172.6	28.049	198.5	1:33.428		11	27.425	196.0	30.745	174.2	27.644	201.1	1:25.814	
4	27.626	196.0	30.268	172.9	27.668	197.8	1:25.562		12	27.353	197.8	29.844	173.7	27.450	201.1	1:24.647	
5	27.488	196.0	30.236	171.5	27.562	198.5	1:25.286		13	27.379	197.1	29.972	173.4	27.440	200.3	1:24.791	
6	27.588	196.0	30.345	172.6	27.863	198.1	1:25.796		14	27.311	196.4	30.198	173.1	27.772	198.8	1:25.281	
7	27.828	196.0	30.192	173.1	27.655	199.6	1:25.675										
8	27.427	196.0	30.047	173.7	27.650	198.5	1:25.124										
74 ORIOLA ESP SEAT Leon 2.0 TDI Y																	
1	37.911	198.1	30.182	172.3	27.563	198.1	1:35.656		9	27.421	197.4	29.948	172.6	27.266	199.6	1:24.635	
2	28.896	194.6	30.854	172.3	27.470	202.6	1:27.220		10	27.434	196.7	29.908	173.1	27.061	201.4	1:24.403	
3	27.586	196.7	30.131	172.9	27.136	200.3	1:24.853		11	27.328	197.1	30.113	166.8	28.123	201.4	1:25.564	
4	27.388	197.1	29.966	172.9	27.176	199.2	1:24.530		12	27.448	197.8	29.868	173.7	27.346	200.3	1:24.662	
5	27.644	197.8	29.929	172.3	27.134	200.3	1:24.707		13	27.378	197.4	29.821	173.4	27.240	201.4	1:24.439	
6	27.505	198.1	29.863	173.1	27.107	200.3	1:24.475		14	27.583	198.1	30.207	173.1	27.267	200.7	1:25.057	
7	27.313	197.8	29.749	172.9	27.144	200.7	1:24.206										
8	27.344	198.1	29.814	174.2	27.224	199.2	1:24.382										



Weather/Track : Cloud 17C/Dry 23C

Circuit Length - 3.695 kilometres
Autodromo Raul Boesel
Curitiba

2011 FIA World Touring Car Championship Race 2 - Best Sector Speeds Report

SECTOR 1				SECTOR 2				SECTOR 3				
POS	NO	NAME	SPEED	LAP	NO	NAME	SPEED	LAP	NO	NAME	SPEED	LAP
1	11	POULSEN	201.8	11	11	POULSEN	177.6	3	11	POULSEN	204.5	5
2	12	ENGSTLER	201.8	2	15	CORONEL	176.8	12	2	HUFF	203.7	10
3	15	CORONEL	201.8	10	2	HUFF	175.6	5	7	BARTH	203.7	1
4	17	NYKJAER	200.0	5	12	ENGSTLER	175.6	13	8	MENU	203.7	1
5	20	VILLA	200.0	4	6	BUENO	175.3	2	12	ENGSTLER	203.7	2
6	6	BUENO	199.6	4	8	MENU	175.1	6	15	CORONEL	203.7	10
7	18	MONTEIRO	199.6	2	17	NYKJAER	175.1	5	1	MULLER	203.3	8
8	2	HUFF	199.2	6	20	VILLA	175.1	8	3	TARQUINI	203.3	3
9	3	TARQUINI	199.2	3	1	MULLER	174.8	2	6	BUENO	203.3	3
10	8	MENU	199.2	6	18	MONTEIRO	174.8	8	18	MONTEIRO	203.0	2
11	65	LEE	199.2	3	3	TARQUINI	174.2	1	74	ORIOLO	202.6	2
12	1	MULLER	198.9	3	65	LEE	174.2	11	20	VILLA	202.2	2
13	7	BARTH	198.5	4	74	ORIOLO	174.2	8	17	NYKJAER	201.8	3
14	74	ORIOLO	198.1	1	7	BARTH	173.4	5	65	LEE	201.1	2
15	4	DUDUKALO	197.8	2	4	DUDUKALO	173.1	6	4	DUDUKALO	200.0	2
16	10	TANIGUCHI	192.6	2	30	DAHLGREN	169.1	1	9	O'YOUNG	198.1	3
17	30	DAHLGREN	190.9	3	9	O'YOUNG	167.6	3	10	TANIGUCHI	197.8	2
18	9	O'YOUNG	190.6	4	10	TANIGUCHI	167.1	4	30	DAHLGREN	197.8	2
19	21	FABIANI	168.6	5	21	FABIANI	150.2	2	21	FABIANI	172.2	2



Weather/Track : Cloud 17C/Dry 23C

Circuit Length - 3.695 kilometres
Autodromo Raul Boesel
Curitiba

2011 FIA World Touring Car Championship Race 2 - Best Sector Times Report

POS	SECTOR 1			SECTOR 2			SECTOR 3			NO	NAME	IDEAL/BEST LAP COMPARISON			DIFF
	NO	TIME	LAP	NO	TIME	LAP	NO	TIME	LAP			IDEAL	BEST	LAP	
1	15	26.855	13	2	29.228	1	2	26.484	1	2	HUFF	1:22.620	1:22.943	5	+ 0.323
2	11	26.863	11	15	29.295	1	1	26.527	1	1	MULLER	1:22.919	1:23.107	5	+ 0.188
3	2	26.908	5	8	29.354	4	6	26.637	2	15	CORONEL	1:22.998	1:23.343	13	+ 0.345
4	1	26.985	5	11	29.359	10	8	26.682	3	11	POULSEN	1:23.028	1:23.247	10	+ 0.219
5	8	27.004	4	1	29.407	1	3	26.705	4	8	MENU	1:23.040	1:23.110	4	+ 0.070
6	12	27.038	3	6	29.457	2	11	26.806	10	6	BUENO	1:23.147	1:23.179	2	+ 0.032
7	6	27.053	5	3	29.462	2	15	26.848	5	3	TARQUINI	1:23.407	1:23.554	6	+ 0.147
8	20	27.075	7	18	29.532	8	18	26.860	4	18	MONTEIRO	1:23.573	1:23.683	8	+ 0.110
9	18	27.181	8	17	29.540	2	17	26.906	5	12	ENGSTLER	1:23.633	1:23.858	5	+ 0.225
10	3	27.240	8	12	29.568	13	7	26.924	2	17	NYKJAER	1:23.695	1:23.828	2	+ 0.133
11	65	27.246	2	7	29.640	4	20	26.951	4	20	VILLA	1:23.697	1:23.785	4	+ 0.088
12	17	27.249	5	20	29.671	5	12	27.027	6	7	BARTH	1:23.941	1:24.101	4	+ 0.160
13	74	27.313	7	74	29.749	7	30	27.041	3	74	ORIOLA	1:24.123	1:24.206	7	+ 0.083
14	7	27.377	7	9	29.841	10	74	27.061	10	4	DUDUKALO	1:24.438	1:24.561	3	+ 0.123
15	4	27.411	4	65	29.844	12	10	27.070	4	65	LEE	1:24.530	1:24.647	12	+ 0.117
16	9	27.480	4	4	29.880	3	4	27.147	8	9	O'YOUNG	1:24.585	1:24.665	3	+ 0.080
17	10	27.516	3	30	30.039	1	9	27.264	3	10	TANIGUCHI	1:24.790	1:24.974	2	+ 0.184
18	30	27.799	4	10	30.204	12	65	27.440	13	30	DAHLGREN	1:24.879	1:25.360	6	+ 0.481
19	21	31.430	5	21	34.247	6	21	32.006	2	21	FABIANI	1:37.683	1:38.695	5	+ 1.012

'Perfect Lap' - 1:22.567



Weather/Track : Cloud 17C/Dry 23C

Circuit Length - 3.695 kilometres
Autodromo Raul Boesel
Curitiba

2011 FIA World Touring Car Championship

RACE 2 - LAP CHART

Lap 1			Lap 2			Lap 3			Lap 4			Lap 5		
No	Behind	Laptime	No	Behind	Laptime	No	Behind	Laptime	No	Behind	Laptime	No	Behind	Laptime
15		1:30.587	15		1:23.775	15		1:23.764	15		1:23.512	15		1:23.451
3	1.194	1:31.781	3	1.185	1:23.766	8	1.036	1:23.334	8	0.634	1:23.110	8	0.445	1:23.262
8	1.353	1:31.940	8	1.466	1:23.888	3	1.543	1:24.122	2	1.321	1:23.138	2	0.813	1:22.943
2	1.515	1:32.102	2	1.658	1:23.918	2	1.695	1:23.801	1	1.990	1:23.516	1	1.646	1:23.107
1	1.956	1:32.543	1	1.972	1:23.791	1	1.986	1:23.778	6	2.401	1:23.649	6	2.422	1:23.472
6	2.972	1:33.559	6	2.376	1:23.179	6	2.264	1:23.652	3	3.075	1:25.044	3	3.339	1:23.715
17	4.268	1:34.855	17	4.321	1:23.828	17	4.777	1:24.220	18	5.285	1:23.763	18	5.791	1:23.957
18	4.610	1:35.197	18	4.552	1:23.717	18	5.034	1:24.246	17	5.793	1:24.528	17	6.245	1:23.903
74	5.069	1:35.656	11	6.378	1:24.862	11	6.012	1:23.398	11	6.258	1:23.758	11	6.591	1:23.784
20	5.250	1:35.837	7	7.272	1:25.445	7	7.701	1:24.193	7	8.290	1:24.101	7	9.405	1:24.566
11	5.291	1:35.878	20	7.861	1:26.386	20	8.187	1:24.090	20	8.460	1:23.785	20	9.657	1:24.648
7	5.602	1:36.189	30	8.181	1:25.859	74	9.603	1:24.853	74	10.621	1:24.530	74	11.877	1:24.707
30	6.097	1:36.684	74	8.514	1:27.220	30	10.023	1:25.606	9	12.597	1:25.352	12	13.647	1:23.858
9	8.541	1:39.128	9	9.856	1:25.090	9	10.757	1:24.665	30	13.212	1:26.701	9	14.537	1:25.391
10	9.362	1:39.949	10	10.561	1:24.974	10	12.001	1:25.204	12	13.240	1:24.378	30	15.291	1:25.530
65	10.916	1:41.503	65	11.805	1:24.664	12	12.374	1:24.142	10	14.080	1:25.591	4	16.299	1:25.358
4	11.150	1:41.737	12	11.996	1:24.374	4	13.245	1:24.561	4	14.392	1:24.659	10	17.707	1:27.078
12	11.397	1:41.984	4	12.448	1:25.073	65	21.469	1:33.428	65	23.519	1:25.562	65	25.354	1:25.286

Subject to Technical Scrutineering. For Media Information Purposes - No Regulatory Value. Curitiba

Weather/Track: Bright 17C/Dry 24C

Circuit Length = 3.6950 km.

Start: 14:17 End: 14:37

2011 FIA World Touring Car Championship RACE 2 - LAP CHART

(contd.)

Lap 6			Lap 7			Lap 8			Lap 9			Lap 10		
No	Behind	Laptime	No	Behind	Laptime	No	Behind	Laptime	No	Behind	Laptime	No	Behind	Laptime
15		1:23.548	15		1:23.698	15		1:23.565	15		1:23.858	8		1:23.876
8	0.331	1:23.434	8	0.446	1:23.813	8	0.412	1:23.531	8	0.394	1:23.840	15	0.597	1:24.867
2	0.659	1:23.394	2	0.699	1:23.738	2	0.756	1:23.622	2	0.636	1:23.738	1	1.744	1:24.948
1	1.298	1:23.200	1	1.271	1:23.671	1	1.232	1:23.526	1	1.066	1:23.692	2	1.979	1:25.613
6	2.242	1:23.368	6	1.985	1:23.441	6	2.140	1:23.720	6	1.997	1:23.715	6	2.363	1:24.636
3	3.345	1:23.554	3	3.485	1:23.838	3	3.625	1:23.705	3	3.609	1:23.842	3	3.306	1:23.967
18	5.981	1:23.738	18	6.254	1:23.971	18	6.372	1:23.683	18	6.764	1:24.250	18	6.510	1:24.016
7	10.106	1:24.249	7	10.718	1:24.310	20	11.736	1:24.191	21	7 LAPS	1:41.612	20	12.249	1:24.495
20	10.966	1:24.857	20	11.110	1:23.842	74	14.129	1:24.382	20	12.024	1:24.146	74	15.039	1:24.403
74	12.804	1:24.475	74	13.312	1:24.206	12	15.213	1:24.009	74	14.906	1:24.635	12	15.609	1:23.985
12	14.143	1:24.044	12	14.769	1:24.324	9	18.793	1:25.173	12	15.894	1:24.539	9	20.623	1:24.920
9	15.976	1:24.987	9	17.185	1:24.907	4	20.260	1:24.859	9	19.973	1:25.038	4	22.246	1:25.147
30	17.103	1:25.360	4	18.966	1:25.102	30	21.661	1:25.569	4	21.369	1:24.967	30	25.943	1:26.408
4	17.562	1:24.811	30	19.657	1:26.252	10	23.282	1:25.573	30	23.805	1:26.002	10	26.597	1:25.963
10	19.677	1:25.518	10	21.274	1:25.295	65	31.138	1:25.124	10	24.904	1:25.480	21	7 LAPS	1:43.900
65	27.602	1:25.796	65	29.579	1:25.675	11	35.689	1:23.833	65	32.750	1:25.470	65	33.712	1:25.232
11	35.251	1:52.208	11	35.421	1:23.868				11	35.508	1:23.677	11	34.485	1:23.247
			21	6 LAPS	11:07.446									

Subject to Technical Scrutineering. For Media Information Purposes - No Regulatory Value. Curitiba

Weather/Track: Bright 17C/Dry 24C

Circuit Length = 3.6950 km.

Start: 14:17 End: 14:37

2011 FIA World Touring Car Championship RACE 2 - LAP CHART

(contd.)

Lap 11			Lap 12			Lap 13			Lap 14			Lap 15		
No	Behind	Laptime	No	Behind	Laptime	No	Behind	Laptime	No	Behind	Laptime	No	Behind	Laptime
8		1:23.568	8		1:23.416	8		1:23.482	8		1:23.934			
15	0.394	1:23.365	15	0.538	1:23.560	15	0.399	1:23.343	15	0.265	1:23.800			
1	1.346	1:23.170	1	1.452	1:23.522	1	1.340	1:23.370	1	0.917	1:23.511			
2	1.761	1:23.350	2	1.762	1:23.417	2	1.774	1:23.494	2	1.321	1:23.481			
6	2.319	1:23.524	6	2.492	1:23.589	6	2.641	1:23.631	6	2.409	1:23.702			
3	3.551	1:23.813	3	4.006	1:23.871	3	4.487	1:23.963	3	4.512	1:23.959			
18	6.886	1:23.944	18	7.195	1:23.725	18	7.713	1:24.000	18	7.810	1:24.031			
20	14.351	1:25.670	20	15.198	1:24.263	20	16.447	1:24.731	20	16.894	1:24.381			
12	16.444	1:24.403	12	17.032	1:24.004	12	17.437	1:23.887	12	17.571	1:24.068			
74	17.035	1:25.564	74	18.281	1:24.662	74	19.238	1:24.439	74	20.361	1:25.057			
9	22.116	1:25.061	9	23.776	1:25.076	9	25.772	1:25.478	9	27.978	1:26.140			
4	24.403	1:25.725	4	26.690	1:25.703	4	29.692	1:26.484	4	31.428	1:25.670			
30	28.078	1:25.703	30	30.336	1:25.674	30	32.778	1:25.924	30	35.296	1:26.452			
10	28.550	1:25.521	10	30.768	1:25.634	10	33.141	1:25.855	11	35.770	1:24.035			
11	34.720	1:23.803	11	35.577	1:24.273	11	35.669	1:23.574	10	36.203	1:26.996			
65	35.958	1:25.814	65	37.189	1:24.647	65	38.498	1:24.791	65	39.845	1:25.281			
21	7 LAPS	1:40.463	21	7 LAPS	1:38.695	21	7 LAPS	1:38.746	21	7 LAPS	1:40.844			

Subject to Technical Scrutineering. For Media Information Purposes - No Regulatory Value. Curitiba

Weather/Track: Bright 17C/Dry 24C

Circuit Length = 3.6950 km.

Start: 14:17 End: 14:37