

## Results

### 20 km Walk Men

#### Final

Start Time: 8:00

Rank	Name	Nat	Date of Birth	Order	Result	
1	BOGATYREV Petr	RUS	11 MAR 1991	1	1:24:20	
2	TOMALA Dawid	POL	27 AUG 1989	10	1:24:21	
3	STRELKOV Denis	RUS	26 OCT 1990	7	1:24:25	
4	FILIPCHUK Valery	RUS	30 JUN 1991	15	1:24:30	
5	HELEBRANDT Máté	HUN	12 JAN 1989	4	1:25:14	SB
6	TONTODONATI Federico	ITA	30 OCT 1989	9	1:26:07	
7	PARTANEN Veli-Matti	FIN	28 OCT 1991	13	1:26:37	SB
8	MACCHIA Riccardo	ITA	27 MAR 1990	12	1:28:31	
9	ADRAGNA Andrea	ITA	14 JUN 1989	6	1:29:13	
10	HALMAN Wojciech	POL	10 JAN 1990	14	1:29:46	
11	LIAKHOVICH Aliaksandr	BLR	4 JUL 1989	11	1:30:22	
12	KOZLOVSKIJ Genadij	LTU	17 JAN 1991	5	1:31:05	
	KARLSTRÖM Perseus	SWE	2 MAY 1990	8	DNF	
	DOHMANN Carl	GER	18 MAY 1990	3	DQ	R 230.6
	WOLSKI Dawid	POL	15 JUN 1989	2	DQ	R 230.6

Intermediate times:

2km	8:53	PARTANEN Veli-Matti (FIN)
4km	17:25	PARTANEN Veli-Matti (FIN)
6km	26:02	PARTANEN Veli-Matti (FIN)
8km	34:25	PARTANEN Veli-Matti (FIN)
10km	42:54	PARTANEN Veli-Matti (FIN)
12km	51:27	HELEBRANDT Máté (HUN)
14km	59:57	HELEBRANDT Máté (HUN)
16km	1:08:15	BOGATYREV Petr (RUS)
18km	1:16:18	BOGATYREV Petr (RUS)

### 20 km Walk Women

#### Final


Start Time: 10:00

Rank	Name	Nat	Date of Birth	Order	Result	
1	MINEYEVA Tatyana	RUS	10 AUG 1990	2	1:31:42	
2	OKHOTNIKOVA Nina	RUS	11 MAR 1991	9	1:31:51	
3	TAKÁCS Julia	ESP	29 JUN 1989	1	1:31:55	
4	PALMISANO Antonella	ITA	6 AUG 1991	5	1:36:26	
5	GIORGI Eleonora	ITA	14 SEP 1989	20	1:38:41	
6	KAZEMAKA Anita	LAT	30 MAY 1990	16	1:38:59	
7	GOLBA Katarzyna	POL	21 DEC 1989	10	1:39:36	
8	MENUET Emilie	FRA	27 SEP 1991	14	1:41:52	
9	ENACHE Georgiana	ROU	19 FEB 1991	15	1:43:56	PB
10	JASINSKA Magdalena	POL	4 OCT 1991	19	1:44:18	
11	ELSS Christin	GER	4 SEP 1989	18	1:44:27	
12	MASTIANICA Inga	LTU	13 JUN 1989	4	1:44:44	
13	GRADINARIU Alexandra	ROU	25 OCT 1990	11	1:44:59	
14	GONZÁLEZ Raquel	ESP	16 NOV 1989	13	1:45:46	
15	PLATACE Kristine	LAT	11 JAN 1990	12	1:48:48	
16	BAJNAI Eszter	HUN	15 MAY 1989	6	1:51:36	
17	CARDOSO Daniela	POR	15 DEC 1991	17	1:56:02	
	LÖFBACKA Mikaela	FIN	10 JAN 1990	8	DNF	
	LITWINIUK Agata	POL	6 OCT 1991	7	DQ	R 230.6
	LUKYANOVA Anna	RUS	23 APR 1991	3	DQ	R 230.6

Intermediate times:

2km	10:21	GRADINARIU Alexandra (ROU)
4km	19:48	MINEYEVA Tatyana (RUS)
6km	28:55	OKHOTNIKOVA Nina (RUS)
8km	37:48	OKHOTNIKOVA Nina (RUS)
10km	46:42	OKHOTNIKOVA Nina (RUS)
12km	55:31	OKHOTNIKOVA Nina (RUS)
14km	1:04:30	OKHOTNIKOVA Nina (RUS)
16km	1:13:32	MINEYEVA Tatyana (RUS)
18km	1:22:25	MINEYEVA Tatyana (RUS)

INTERNET Service: [www.european-athletics.org](http://www.european-athletics.org)

Timing, Measurement & Data Service by  OMEGA

printed at SUN 17 JUL 2011 20:45

Page 1 of 15

**Results**
**Heptathlon**
**Long Jump Women - Heptathlon**
**Start Time: 13:30**

Rank	Name	Nat	Date of Birth	Order	Result	Points
1	CACHOVÁ Katerina	CZE	26 FEB 1990	8	6.21	915 SB
2	ŠADEIKO Grit	EST	29 JUL 1989	6	6.20	912
3	NAGY Judith	ROU	14 SEP 1989	4	6.13	890 SB
4	MIKOLAJCZYK Izabela	POL	4 SEP 1990	4	6.05	865
5	SCHÄFER Carolin	GER	5 DEC 1991	1	6.03	859 PB
6	SPRUNGER Léa	SUI	5 MAR 1990	2	6.02	856
7	BELYAKOVA Anastasiya	RUS	4 DEC 1990	3	6.01	853 *=SB
8	MAKSIMAVA Yana	BLR	9 JAN 1989	5	5.94	831 SB
9	FYODOROVA Alina	UKR	31 JUL 1989	7	5.87	810
10	ROSENQUIST Ellinor	SWE	14 JUL 1989	7	5.75	774
11	SAVITSKAYA Kristina	RUS	10 JUN 1991	1	5.74	771
12	CVITANOVIC Lucija	CRO	17 SEP 1991	3	5.71	762 =PB
13	KLAUP Mari	EST	27 FEB 1990	9	5.57	720
14	BROERSEN Nadine	NED	29 APR 1990	6	5.53	709
15	ZELTNER Michelle	SUI	22 DEC 1991	2	5.46	688
16	GRAF Elisabeth	SUI	9 MAR 1989	8	5.25	628
	ONDRASCHKOVÁ Lucie	CZE	12 OCT 1989	9	NM	0
	THORSTEINSDOTTIR Helga Margret	ISL	15 NOV 1991	5	DNS	

	1	2	3
1	CACHOVÁ K 5.79 (+1.2)	6.21 (+1.1)	6.08 (+0.2)
2	ŠADEIKO Grit 6.05 (+1.0)	6.20 (+2.3)	6.16 (+1.9)
3	NAGY Judith 5.86 (+0.9)	6.13 (+1.9)	x (+2.0)
4	MIKOLAJCZYK I 5.98 (+0.8)	6.05 (+1.6)	5.96 (+2.4)
5	SCHÄFER Carolin x (+1.2)	x (+1.9)	6.03 (+1.2)
6	SPRUNGER L x (+0.6)	6.02 (+1.0)	x (+2.0)
7	BELYAKOVA A 5.82 (+1.0)	5.97 (+1.2)	6.01 (+2.3)
8	MAKSIMAVA Yana 5.61 (+0.9)	5.88 (+1.5)	5.94 (+1.0)
9	FYODOROVA Alina 5.31 (+0.4)	5.82 (+1.6)	5.87 (-0.2)
10	ROSENQUIST Ellinor x (+1.5)	5.75 (+2.0)	x (+1.2)
11	SAVITSKAYA K 5.48 (+0.9)	5.71 (+1.7)	5.74 (+2.1)
12	CVITANOVIC Lucija 5.47 (+1.1)	5.71 (+1.4)	5.69 (+2.2)
13	KLAUP Mari x (+1.5)	x (+1.7)	5.57 (+0.1)
14	BROERSEN Nadine 5.33 (+1.0)	x (+1.6)	5.53 (+1.0)
15	ZELTNER Michelle 5.36 (+1.0)	x (+1.0)	5.46 (+3.1)
16	GRAF E 4.75 (+0.9)	5.25 (+0.6)	4.76 (+0.9)
	ONDRASCHKOVÁ Lucie x (+1.7)	x (+2.0)	x (+0.6)
	THORSTEINSDOTTIR H		

**Hammer Men**
**Final**
**Start Time: 13:30**

Rank	Name	Nat	Date of Birth	Order	Result
1	FAJDEK Pawel	POL	4 JUN 1989	12	78.54
2	CIENFUEGOS Javier	ESP	15 JUL 1990	11	73.03
3	DUBITSKI Aleh	BLR	19 OCT 1990	1	72.52
4	JOHANSSON Markus	SWE	8 MAY 1990	9	72.27
5	NOWICKI Wojciech	POL	22 FEB 1989	4	72.20
6	KALAMOYETS Siarhei	BLR	11 AUG 1989	2	71.84
7	MARTYNYUK Andriy	UKR	25 SEP 1990	3	71.47
8	HUDI Ákos	HUN	10 AUG 1991	10	70.75
9	KOCHNEV Aleksey	RUS	6 APR 1990	8	70.67
10	SZABÓ Dániel	HUN	28 JUN 1991	6	70.62
11	RAUHUT Norbert	POL	17 JAN 1990	5	70.44
12	HENRIKSEN Eivind	NOR	14 SEP 1990	7	69.89

**Results**
**Final (cont.)**

Final		1	2	3	4	5	6
1	FAJDEK Pawel	72.66	76.74	78.54	77.21	77.52	77.54
2	CIENFUEGOS Javier	70.34	70.91	72.08	x	x	73.03
3	DUBITSKI Aleh	x	70.22	72.52	70.44	x	69.75
4	JOHANSSON Markus	71.46	70.59	x	x	x	72.27
5	NOWICKI Wojciech	69.01	72.20	x	70.82	x	71.66
6	KALAMOYETS Siarhei	71.48	71.79	71.84	x	x	x
7	MARTYNYUK Andriy	71.47	71.10	69.67	69.55	69.10	x
8	HUDI Ákos	68.90	70.75	70.65	x	69.50	x
9	KOCHNEV Aleksey	69.47	70.67	68.35			
10	SZABÓ Dániel	70.26	70.62	69.33			
11	RAUHUT Norbert	69.61	69.34	70.44			
12	HENRIKSEN Eivind	69.89	x	x			

**Heptathlon**
**Long Jump Women - Heptathlon Group A Start Time: 13:30**

Rank	Name	Nat	Date of Birth	Order	Result	Points
1	NAGY Judith	ROU	14 SEP 1989	4	6.13	890 SB
2	SCHÄFER Carolin	GER	5 DEC 1991	1	6.03	859 PB
3	MAKSIMAVA Yana	BLR	9 JAN 1989	5	5.94	831 SB
4	FYODOROVA Alina	UKR	31 JUL 1989	7	5.87	810
5	CVITANOVIC Lucija	CRO	17 SEP 1991	3	5.71	762 =PB
6	KLAUP Mari	EST	27 FEB 1990	9	5.57	720
7	BROERSEN Nadine	NED	29 APR 1990	6	5.53	709
8	ZELTNER Michelle	SUI	22 DEC 1991	2	5.46	688
9	GRAF Elisabeth	SUI	9 MAR 1989	8	5.25	628

	1	2	3
1	NAGY Judith 5.86 (+0.9)	6.13 (+1.9)	x (+2.0)
2	SCHÄFER Carolin x (+1.2)	x (+1.9)	6.03 (+1.2)
3	MAKSIMAVA Yana 5.61 (+0.9)	5.88 (+1.5)	5.94 (+1.0)
4	FYODOROVA Alina 5.31 (+0.4)	5.82 (+1.6)	5.87 (-0.2)
5	CVITANOVIC Lucija 5.47 (+1.1)	5.71 (+1.4)	5.69 (+2.2)
6	KLAUP Mari x (+1.5)	x (+1.7)	5.57 (+0.1)
7	BROERSEN Nadine 5.33 (+1.0)	x (+1.6)	5.53 (+1.0)
8	ZELTNER Michelle 5.36 (+1.0)	x (+1.0)	5.46 (+3.1)
9	GRAF E 4.75 (+0.9)	5.25 (+0.6)	4.76 (+0.9)

**Heptathlon**
**Long Jump Women - Heptathlon Group B Start Time: 13:30**

Rank	Name	Nat	Date of Birth	Order	Result	Points
1	CACHOVÁ Katerina	CZE	26 FEB 1990	8	6.21	915 SB
2	ŠADEIKO Grit	EST	29 JUL 1989	6	6.20	912
3	MIKOLAJCZYK Izabela	POL	4 SEP 1990	4	6.05	865
4	SPRUNGER Léa	SUI	5 MAR 1990	2	6.02	856
5	BELYAKOVA Anastasiya	RUS	4 DEC 1990	3	6.01	853 *=SB
6	ROSENQUIST Ellinor	SWE	14 JUL 1989	7	5.75	774
7	SAVITSKAYA Kristina	RUS	10 JUN 1991	1	5.74	771
	ONDRASCHKOVÁ Lucie	CZE	12 OCT 1989	9	NM	0
	THORSTEINSDOTTIR Helga Margret	ISL	15 NOV 1991	5	DNS	

	1	2	3
1	CACHOVÁ K 5.79 (+1.2)	6.21 (+1.1)	6.08 (+0.2)
2	ŠADEIKO Grit 6.05 (+1.0)	6.20 (+2.3)	6.16 (+1.9)
3	MIKOLAJCZYK I 5.98 (+0.8)	6.05 (+1.6)	5.96 (+2.4)
4	SPRUNGER L x (+0.6)	6.02 (+1.0)	x (+2.0)
5	BELYAKOVA A 5.82 (+1.0)	5.97 (+1.2)	6.01 (+2.3)
6	ROSENQUIST Ellinor x (+1.5)	5.75 (+2.0)	x (+1.2)
7	SAVITSKAYA K 5.48 (+0.9)	5.71 (+1.7)	5.74 (+2.1)
	ONDRASCHKOVÁ Lucie x (+1.7)	x (+2.0)	x (+0.6)
	THORSTEINSDOTTIR H		

## Results

### Long Jump Women

Final Start Time: 15:00

Rank	Name	Nat	Date of Birth	Order	Result
1	KLISHINA Darya	RUS	15 JAN 1991	9	7.05
2	ŠPANOVIC Ivana	SRB	10 MAY 1990	1	6.74
3	MOGUENARA Sosthene Taroum	GER	17 OCT 1989	7	6.74
4	JAGACIAK Anna	POL	10 FEB 1990	10	6.62
5	GRIVA Mara	LAT	4 AUG 1989	4	6.59
6	MIRONCHYK-IVANOVA Nastassia	BLR	13 APR 1989	2	6.54
7	STRATI Laura	ITA	1990	12	6.36
8	GUBAR Yana	RUS	2 MAR 1990	5	6.27
9	AZPEITIA Maitane	ESP	1 MAR 1989	11	6.26
10	PANAYI Nektaria	CYP	20 MAR 1990	6	6.12
11	ONSTAD Oda Utsi	NOR	12 MAY 1990	3	6.01
12	NERVILUS Marquiliu	FRA	6 APR 1989	8	5.96

	1	2	3	4	5	6
1	KLISHINA Darya	7.05 (+1.1)	x (+0.3)	6.53 (+1.3)	x (+2.3)	-
2	ŠPANOVIC Ivana	6.74 (+3.2)	6.51 (+1.1)	x (+3.0)	x (+2.7)	6.71 (+1.1)
3	MOGUENARA S	6.11 (+1.9)	6.74 (+1.8)	x (+2.8)	6.63 (+2.1)	6.52 (+1.5)
4	JAGACIAK Anna	6.42 (+2.0)	6.31 (+0.4)	x (+0.3)	6.62 (+1.8)	6.29 (+2.0)
5	GRIVA Mara	x (+1.6)	6.59 (+2.0)	6.38 (+2.2)	6.45 (+1.5)	x (+3.0)
6	MIRONCHYK-IVANOVA	6.51 (+1.4)	x (+2.3)	x (+2.4)	6.54 (+2.5)	x (+0.6)
7	STRATI Laura	6.00 (+1.3)	6.13 (+1.3)	6.36 (+1.6)	6.12 (+1.4)	6.24 (+1.0)
8	GUBAR Yana	6.17 (+2.0)	6.27 (+0.8)	6.12 (+1.4)	6.11 (+1.9)	x (+2.0)
9	AZPEITIA Maitane	6.26 (+0.5)	6.04 (+0.6)	x (+1.7)		x (+1.6)
10	PANAYI Nektaria	6.03 (+0.4)	6.00 (+1.8)	6.12 (+1.6)		
11	ONSTAD Oda Utsi	x (+2.2)	x (+2.1)	6.01 (+0.7)		
12	NERVILUS Marquiliu	5.96 (+1.1)	5.96 (+2.3)	5.84 (+2.0)		

### High Jump Men

Final Start Time: 15:05

Rank	Name	Nat	Date of Birth	Order	Result
1	BONDARENKO Bohdan	UKR	30 AUG 1989	7	2.30
2	MUDROV Sergey	RUS	8 SEP 1990	11	2.30
3	SANCHO Miguel Ángel	ESP	24 APR 1990	8	2.21
4	KIECANA Szymon	POL	26 MAR 1989	9	2.21
5	FASSINOTTI Marco	ITA	29 APR 1989	12	2.21
6	RUTKOWSKI Jaroslaw	POL	11 AUG 1991	5	2.21
7	FOROUGH Kourosh	IRL	14 AUG 1990	6	2.18
8	BUBENIK Matus	SVK	14 NOV 1989	2	2.18
9	MELON Alen	CRO	25 OCT 1991	1	2.18
10	SALOMON Michael	FRA	1 JUN 1989	10	2.14
11	BIRINCI Serhat	TUR	13 MAY 1990	3	2.14
12	NAUMOVICH Artsiom	BLR	19 FEB 1991	4	2.14

	2.00	2.05	2.10	2.14	2.18	2.21	2.24	2.26	2.28	2.30	2.32
1	BONDARENKO Bohdan	-	-	o	-	o	o	o	x-	o	xxx
2	MUDROV Sergey	-	-	o	o	o	xo	xo	o	xxo	xxx
3	SANCHO M	-	o	o	o	o	o	xxx			
4	KIECANA Szymon	-	o	o	xo	o	o	xxx			
5	FASSINOTTI Marco	-	o	o	o	o	xo	xxx			
6	RUTKOWSKI Jaroslaw	-	-	o	xo	xxo	xxo	xxx			
7	FOROUGH Kourosh	-	o	o	o	o	xxx				
8	BUBENIK Matus	o	o	o	o	xxo	xxx				
9	MELON Alen	-	o	o	xo	xxo	xxx				
10	SALOMON Michael	-	o	o	o	xxx					
11	BIRINCI Serhat	-	o	xo	o	xxx					
12	NAUMOVICH Artsiom	o	o	o	xxo	xx-	x				

## Results


**Pole Vault Women**
**Final**
**Start Time: 15:15**

Rank	Name	Nat	Date of Birth	Order	Result
1	BLEASDALE Holly	GBR	2 NOV 1991	2	4.55
2	STEFANÍDI Ekateríni	GRE	4 FEB 1990	12	4.45 PB
3	ROLOFF Annika	GER	10 MAR 1991	11	4.40 PB
4	SCHMID Anna Katharina	SUI	2 DEC 1989	3	4.30 SB
5	DAHLSTRÖM Malin	SWE	26 JUN 1989	4	4.25
6	SAVCHENKO Anastasiya	RUS	15 NOV 1989	1	4.20
7	GROOT Denise	NED	26 MAY 1990	8	4.20
8	SCHILDER Leonie	NED	15 SEP 1990	9	4.20 =PB
9	VON EYNATTEN Victoria	GER	6 OCT 1991	10	4.00
10	BENECCHI Giorgia	ITA	9 JUL 1989	7	3.90
11	MÁNOU Loréla	GRE	20 DEC 1990	5	3.90
	BAUER Katharina	GER	12 JUN 1990	6	NM

	3.80	3.90	4.00	4.10	4.20	4.25	4.30	4.35	4.40	4.45	4.50	4.55	4.60	4.65	4.66
1	BLEASDALE Holly	-	-	-	-	-	o	-	-	xo	o	o	-	-	xxx
2	STEFANÍDI E	-	-	-	xo	-	xo	-	xxo	-	xxo	-	xxx	-	-
3	ROLOFF Annika	-	-	o	o	o	-	xo	o	xxo	-	xxx	-	-	-
4	SCHMID A	-	-	xo	-	o	-	o	xxx	-	-	-	-	-	-
5	DAHLSTRÖM Malin	-	-	-	o	-	o	xxx	-	-	-	-	-	-	-
6	SAVCHENKO A	-	-	o	-	o	-	xxx	-	-	-	-	-	-	-
7	GROOT Denise	-	-	o	xxo	xo	xxx	-	-	-	-	-	-	-	-
8	SCHILDER Leonie	xo	-	o	xo	xxo	xxx	-	-	-	-	-	-	-	-
9	VON EYNATTEN V	o	-	o	-	xxx	-	-	-	-	-	-	-	-	-
10	BENECCHI Giorgia	xxo	o	xxx	-	-	-	-	-	-	-	-	-	-	-
11	MÁNOU Loréla	xo	xo	xxx	-	-	-	-	-	-	-	-	-	-	-
	BAUER Katharina	-	-	-	-	xxx	-	-	-	-	-	-	-	-	-

**4x100m Relay Women**
**Round 1**
**Start Time: 15:20**

Rank	Nat	Nation	Lane	Result
1	FRA	France	5	44.14 Q
		1 - TOURE Yariatou (27 DEC 1990)	2 - CALYDON Cornnelly (24 JUL 1989)	
		3 - GOUJON Sarah (11 SEP 1990)	4 - GAYDU Émilie (5 FEB 1989)	
2	GBR	Great Britain	3	44.42 Q
		1 - LEWIS Annabelle (20 MAR 1989)	2 - DIAMOND Emily (11 JUN 1991)	
		3 - THOMPSON Torema (15 FEB 1990)	4 - PHILIP Asha (25 OCT 1990)	
3	UKR	Ukraine	2	44.56 Q
		1 - YANOVSKA Olena (15 FEB 1990)	2 - PIZHANKOVA Darya (9 JAN 1990)	
		3 - PYATACHENKO V (7 MAY 1989)	4 - LEPSKA Ulyana (9 OCT 1991)	
4	RUS	Russia	4	44.61 Q
		1 - FILATOVA Y (11 AUG 1989)	2 - TAMKOVA Alena (30 MAY 1990)	
		3 - KUZINA Yekaterina (28 JUN 1991)	4 - ARGUNOVA Nina (15 SEP 1989)	
5	POL	Poland	6	44.68 Q
		1 - ZAREBSKA Ewa (26 JAN 1990)	2 - KOLDEJ Malgorzata (12 NOV 1990)	
		3 - OPON Martyna (12 SEP 1991)	4 - KIELBASINSKA Anna (26 JUN 1990)	
6	ITA	Italy	2	44.73 Q
		1 - BALBONI Martina (13 DEC 1989)	2 - D'ANGELO Michaela (9 SEP 1989)	
		3 - AMIDEI Martina (8 APR 1991)	4 - DRAISCI Ilenia (13 JUL 1989)	
7	NED	Netherlands	5	44.94 q
		1 - VAN LEEUWEN Nikki (4 AUG 1989)	2 - HAGEN Anouk (30 APR 1990)	
		3 - BOSKER Judith (27 OCT 1990)	4 - VASELL Kadene (29 JAN 1989)	
8	CZE	Czech Republic	4	45.28 q
		1 - URBÁNKOVÁ Petra (26 OCT 1991)	2 - SLANINOVÁ Jana (16 JUL 1990)	
		3 - BRANISOVÁ Jana (6 NOV 1989)	4 - PROCHÁZKOVÁ B (13 DEC 1991)	
	SUI	Switzerland	3	DNF
		1 - CURTI Joelle (22 APR 1989)	2 - GASSER Jacqueline (23 FEB 1990)	
		3 - LAVANCHY Marisa (4 JAN 1990)	4 - HUMAIR Aurélie (24 JAN 1989)	

**INTERNET Service: [www.european-athletics.org](http://www.european-athletics.org)**
**Timing, Measurement & Data Service by  OMEGA**

printed at SUN 17 JUL 2011 20:45

Page 5 of 15

## Results

### 4x100m Relay Women

#### Round 1 Heat 1/2

Start Time: 15:20

Rank	Nat	Nation	Lane	Reaction time	Result
1	GBR	Great Britain	3	0.150	44.42 Q
			1 - LEWIS Annabelle (20 MAR 1989) 2 - DIAMOND Emily (11 JUN 1991) 3 - THOMPSON Torema (15 FEB 1990) 4 - PHILIP Asha (25 OCT 1990)		
2	UKR	Ukraine	2	0.208	44.56 Q
			1 - YANOVSKA Olena (15 FEB 1990) 2 - PIZHANKOVA Darya (9 JAN 1990) 3 - PYATACHENKO V (7 MAY 1989) 4 - LEPSKA Ulyana (9 OCT 1991)		
3	RUS	Russia	4	0.220	44.61 Q
			1 - FILATOVA Y (11 AUG 1989) 2 - TAMKOVA Alena (30 MAY 1990) 3 - KUZINA Yekaterina (28 JUN 1991) 4 - ARGUNOVA Nina (15 SEP 1989)		
4	NED	Netherlands	5	0.163	44.94 q
			1 - VAN LEEUWEN Nikki (4 AUG 1989) 2 - HAGEN Anouk (30 APR 1990) 3 - BOSKER Judith (27 OCT 1990) 4 - VASSELL Kadene (29 JAN 1989)		

### Heptathlon

#### Javelin Women - Heptathlon

Start Time: 15:25

Rank	Name	Nat	Date of Birth	Order	Result	Points
1	ŠADEIKO Grit	EST	29 JUL 1989	14	47.93	820
2	CVITANOVIC Lucija	CRO	17 SEP 1991	6	46.06	784
3	KLAUP Mari	EST	27 FEB 1990	10	45.88	780
4	NAGY Judith	ROU	14 SEP 1989	13	44.75	759 SB
5	SCHÄFER Carolin	GER	5 DEC 1991	2	44.03	745
6	MAKSIMAVA Yana	BLR	9 JAN 1989	12	43.41	733 PB
7	BELYAKOVA Anastasiya	RUS	4 DEC 1990	9	43.03	726 PB
8	BROERSEN Nadine	NED	29 APR 1990	3	42.89	723
9	CACHOVÁ Katerina	CZE	26 FEB 1990	5	41.99	706
10	SAVITSKAYA Kristina	RUS	10 JUN 1991	16	41.25	691 PB
11	ROSENQUIST Ellinor	SWE	14 JUL 1989	11	40.78	682
12	FYODOROVA Alina	UKR	31 JUL 1989	15	40.60	679 PB
13	MIKOLAJCZYK Izabela	POL	4 SEP 1990	7	38.45	638 PB
14	ONDRASCHKOVÁ Lucie	CZE	12 OCT 1989	4	37.96	628 PB
15	GRAF Elisabeth	SUI	9 MAR 1989	18	35.34	578
16	SPRUNGER Léa	SUI	5 MAR 1990	1	28.01	439
17	ZELTNER Michelle	SUI	22 DEC 1991	8	25.78	397
	THORSTEINSDOTTIR Helga Margret	ISL	15 NOV 1991	17	DNS	

	1	2	3	
1	ŠADEIKO Grit	47.93	x	45.09
2	CVITANOVIC Lucija	46.06	43.96	43.14
3	KLAUP Mari	45.88	x	x
4	NAGY Judith	44.75	38.92	x
5	SCHÄFER Carolin	44.03	x	43.50
6	MAKSIMAVA Yana	42.54	39.99	43.41
7	BELYAKOVA A	41.24	43.03	x
8	BROERSEN Nadine	41.12	42.89	41.39
9	CACHOVÁ K	41.99	37.40	40.78
10	SAVITSKAYA K	40.05	41.25	x
11	ROSENQUIST Ellinor	40.15	40.78	39.90
12	FYODOROVA Alina	38.73	40.60	38.27
13	MIKOLAJCZYK I	38.45	36.92	36.98
14	ONDRASCHKOVÁ Lucie	37.96	35.11	36.88
15	GRAF E	x	x	35.34
16	SPRUNGER L	28.01	-	-
17	ZELTNER Michelle	25.78	x	x
	THORSTEINSDOTTIR H			



## Results

**Heptathlon**
**Javelin Women - Heptathlon**
**Start Time: 15:25**


Rank	Name	Nat	Date of Birth	Order	Result	Points
1	ŠADEIKO Grit	EST	29 JUL 1989	14	47.93	820
2	CVITANOVIC Lucija	CRO	17 SEP 1991	6	46.06	784
3	KLAUP Mari	EST	27 FEB 1990	10	45.88	780
4	NAGY Judith	ROU	14 SEP 1989	13	44.75	759 SB
5	SCHÄFER Carolin	GER	5 DEC 1991	2	44.03	745
6	MAKSIMAVA Yana	BLR	9 JAN 1989	12	43.41	733 PB
7	BELYAKOVA Anastasiya	RUS	4 DEC 1990	9	43.03	726 PB
8	BROERSEN Nadine	NED	29 APR 1990	3	42.89	723
9	CACHOVÁ Katerina	CZE	26 FEB 1990	5	41.99	706
10	SAVITSKAYA Kristina	RUS	10 JUN 1991	16	41.25	691 PB
11	ROSENQUIST Ellinor	SWE	14 JUL 1989	11	40.78	682
12	FYODOROVA Alina	UKR	31 JUL 1989	15	40.60	679 PB
13	MIKOLAJCZYK Izabela	POL	4 SEP 1990	7	38.45	638 PB
14	ONDRASCHKOVÁ Lucie	CZE	12 OCT 1989	4	37.96	628 PB
15	GRAF Elisabeth	SUI	9 MAR 1989	18	35.34	578
16	SPRUNGER Léa	SUI	5 MAR 1990	1	28.01	439
17	ZELTNER Michelle	SUI	22 DEC 1991	8	25.78	397
	THORSTEINSDOTTIR Helga Margret	ISL	15 NOV 1991	17	DNS	

	1	2	3	
1	ŠADEIKO Grit	47.93	x	45.09
2	CVITANOVIC Lucija	46.06	43.96	43.14
3	KLAUP Mari	45.88	x	x
4	NAGY Judith	44.75	38.92	x
5	SCHÄFER Carolin	44.03	x	43.50
6	MAKSIMAVA Yana	42.54	39.99	43.41
7	BELYAKOVA A	41.24	43.03	x
8	BROERSEN Nadine	41.12	42.89	41.39
9	CACHOVÁ K	41.99	37.40	40.78
10	SAVITSKAYA K	40.05	41.25	x
11	ROSENQUIST Ellinor	40.15	40.78	39.90
12	FYODOROVA Alina	38.73	40.60	38.27
13	MIKOLAJCZYK I	38.45	36.92	36.98
14	ONDRASCHKOVÁ Lucie	37.96	35.11	36.88
15	GRAF E	x	x	35.34
16	SPRUNGER L	28.01	-	-
17	ZELTNER Michelle	25.78	x	x
	THORSTEINSDOTTIR H			

**4x100m Relay Women**
**Round 1 Heat 2/2**
**Start Time: 15:27**

Rank	Nat	Nation	Lane	Reaction time	Result
1	FRA	France	5	0.178	44.14 Q
			1 - TOURE Yariatou (27 DEC 1990)      2 - CALYDON Cornnelly (24 JUL 1989)		
			3 - GOUJON Sarah (11 SEP 1990)      4 - GAYDU Émilie (5 FEB 1989)		
2	POL	Poland	6	0.167	44.68 Q
			1 - ZAREBSKA Ewa (26 JAN 1990)      2 - KOLDEJ Malgorzata (12 NOV 1990)		
			3 - OPON Martyna (12 SEP 1991)      4 - KIELBASINSKA Anna (26 JUN 1990)		
3	ITA	Italy	2	0.163	44.73 Q
			1 - BALBONI Martina (13 DEC 1989)      2 - D'ANGELO Michaela (9 SEP 1989)		
			3 - AMIDEI Martina (8 APR 1991)      4 - DRAISCI Ilenia (13 JUL 1989)		
4	CZE	Czech Republic	4	0.172	45.28 q
			1 - URBÁNKOVÁ Petra (26 OCT 1991)      2 - SLANINOVÁ Jana (16 JUL 1990)		
			3 - BRANISOVÁ Jana (6 NOV 1989)      4 - PROCHÁZKOVÁ B (13 DEC 1991)		
	SUI	Switzerland	3	0.163	DNF
			1 - CURTI Joelle (22 APR 1989)      2 - GASSER Jacqueline (23 FEB 1990)		
			3 - LAVANCHY Marisa (4 JAN 1990)      4 - HUMAIR Aurélie (24 JAN 1989)		

**Qualified:** First 3 in each heat (Q) and 2 best performers (q) advance to the Final

**INTERNET Service: [www.european-athletics.org](http://www.european-athletics.org)**
**Timing, Measurement & Data Service by  OMEGA**

printed at SUN 17 JUL 2011 20:45

Page 7 of 15

**Results**
**4x100m Relay Men**
**Round 1**
**Start Time: 15:45**

Rank	Nat	Nation	Lane	Result
1	GBR	Great Britain & NI	5	39.31 Q
1 - ROBERTSON Andrew (17 DEC 1990) 2 - SHOWLER-DAVIS K (14 NOV 1991) 3 - KILTY Richard (2 SEP 1989) 4 - TOBAIS Deji (31 OCT 1991)				
2	ITA	Italy	2	39.45 Q
1 - TUMI Michael (12 FEB 1990) 2 - BASCIANI Francesco (11 APR 1991) 3 - MANENTI Davide (16 APR 1989) 4 - OBOU Delmas (25 OCT 1991)				
3	GER	Germany	4	39.47 Q
1 - HÜBNER Florian (1 OCT 1991) 2 - KESSLER Maximilian (6 APR 1989) 3 - EREWA Robin (24 JUN 1991) 4 - GÖLTL Felix (23 MAR 1990)				
4	CZE	Czech Republic	4	39.89 Q
1 - ZICH Václav (4 SEP 1990) 2 - STASTNÝ Lukás (23 FEB 1991) 3 - MASLÁK Pavel (21 FEB 1991) 4 - KAVKA Tomás (16 APR 1989)				
4	NED	Netherlands	3	39.89 Q
1 - BRUS Wouter (30 SEP 1991) 2 - SPILLEKOM Dennis (7 AUG 1990) 3 - STEVENS Erik (11 MAR 1991) 4 - JAEGERES Joeri (19 FEB 1990)				
6	POL	Poland	6	39.96 Q
1 - BIEGAJLO Mateusz (1 JAN 1989) 2 - ZACZEK Artur (28 FEB 1989) 3 - BAGINSKI Cezary (6 FEB 1989) 4 - ZIMNIEWICZ G (13 OCT 1991)				
7	FRA	France	5	39.97 q
1 - ZEZE Benbezi (6 JUL 1989) 2 - GEORG Benjamin (12 MAR 1991) 3 - RIGOT Dylan (10 OCT 1989) 4 - BASSAW Ben (9 JUL 1989)				
8	GRE	Greece	2	40.37 q
1 - KOUTSOUKLÁKIS K (14 MAR 1989) 2 - DARDANELIÓTIS M (1989) 3 - FRAGOULIS E (9 FEB 1991) 4 - TSÁKONAS L (8 MAR 1990)				
9	SWE	Sweden	6	40.45
1 - SENNING David (24 AUG 1991) 2 - ÅBERG Oskar (12 SEP 1989) 3 - NORDKVIST A (15 JUN 1990) 4 - KLING-BAPTISTE Tom (29 AUG 1990)				
	ESP	Spain	3	DNF
1 - VILES Eduard (8 FEB 1991) 2 - RAMOS Iván Jesús (31 JUL 1990) 3 - RUIZ Sergio (21 OCT 1989) 4 - CÁCERES Eusebio (10 SEP 1991)				

**4x100m Relay Men**
**Round 1 Heat 1/2**
**Start Time: 15:45**

Rank	Nat	Nation	Lane	Reaction time	Result
1	GER	Germany	4	0.172	39.47 Q
1 - HÜBNER Florian (1 OCT 1991) 2 - KESSLER Maximilian (6 APR 1989) 3 - EREWA Robin (24 JUN 1991) 4 - GÖLTL Felix (23 MAR 1990)					
2	NED	Netherlands	3	0.159	39.89 Q
1 - BRUS Wouter (30 SEP 1991) 2 - SPILLEKOM Dennis (7 AUG 1990) 3 - STEVENS Erik (11 MAR 1991) 4 - JAEGERES Joeri (19 FEB 1990)					
3	POL	Poland	6	0.231	39.96 Q
1 - BIEGAJLO Mateusz (1 JAN 1989) 2 - ZACZEK Artur (28 FEB 1989) 3 - BAGINSKI Cezary (6 FEB 1989) 4 - ZIMNIEWICZ G (13 OCT 1991)					
4	FRA	France	5	0.178	39.97 q
1 - ZEZE Benbezi (6 JUL 1989) 2 - GEORG Benjamin (12 MAR 1991) 3 - RIGOT Dylan (10 OCT 1989) 4 - BASSAW Ben (9 JUL 1989)					
5	GRE	Greece	2	0.169	40.37 q
1 - KOUTSOUKLÁKIS K (14 MAR 1989) 2 - DARDANELIÓTIS M (1989) 3 - FRAGOULIS E (9 FEB 1991) 4 - TSÁKONAS L (8 MAR 1990)					



## Results

**4x100m Relay Men**
**Round 1 Heat 2/2**
**Start Time: 15:52**

Rank	Nat	Nation	Lane	Reaction time	Result
1	GBR	Great Britain & NI	5	<b>0.172</b>	<b>39.31</b> Q
1 - ROBERTSON Andrew (17 DEC 1990) 3 - KILTY Richard (2 SEP 1989)			2 - SHOWLER-DAVIS K (14 NOV 1991) 4 - TOBAIS Deji (31 OCT 1991)		
2	ITA	Italy	2	<b>0.168</b>	<b>39.45</b> Q
1 - TUMI Michael (12 FEB 1990) 3 - MANENTI Davide (16 APR 1989)			2 - BASCIANI Francesco (11 APR 1991) 4 - OBOU Delmas (25 OCT 1991)		
3	CZE	Czech Republic	4	<b>0.208</b>	<b>39.89</b> Q
1 - ZICH Václav (4 SEP 1990) 3 - MASLÁK Pavel (21 FEB 1991)			2 - STASTNÝ Lukás (23 FEB 1991) 4 - KAVKA Tomás (16 APR 1989)		
4	SWE	Sweden	6	<b>0.147</b>	<b>40.45</b>
1 - SENNING David (24 AUG 1991) 3 - NORDKVIST A (15 JUN 1990)			2 - ÅBERG Oskar (12 SEP 1989) 4 - KLING-BAPTISTE Tom (29 AUG 1990)		
	ESP	Spain	3	<b>0.164</b>	<b>DNF</b>
1 - VILES Eduard (8 FEB 1991) 3 - RUIZ Sergio (21 OCT 1989)			2 - RAMOS Iván Jesús (31 JUL 1990) 4 - CÁCERES Eusebio (10 SEP 1991)		

Qualified: First 3 in each heat (Q) and 2 best performers (q) advance to the Final

**1500m Women**
**Final**
**Start Time: 16:00**


Rank	Name	Nat	Date of Birth	Order	Result
1	ARZHAKOVA Yelena	RUS	8 SEP 1989	7	4:20.55
2	KARAKAYA Tugba	TUR	16 FEB 1991	6	4:20.80
3	HARRER Corinna	GER	19 JAN 1991	9	4:21.52
4	BRONIATOWSKA Katarzyna	POL	22 FEB 1990	3	4:22.06
5	URBANIK Danuta	POL	24 DEC 1989	10	4:22.37
6	SUJEW Diana	GER	2 NOV 1990	1	4:22.89
7	SMITH Stacey	GBR	4 FEB 1990	4	4:23.53
8	SUJEW Elina	GER	2 NOV 1990	12	4:23.88
9	DE GRANDE Lindsey	BEL	26 APR 1989	8	4:25.24
10	TREACY Sara	IRL	22 JUN 1989	5	4:25.97
11	CUNHA Daniela	POR	30 APR 1990	2	4:27.89
12	POHORYELSKA Viktoriya	UKR	4 AUG 1990	11	4:28.40

Intermediate times: 400m 1:15.07 CUNHA Daniela (POR)  
800m 2:31.51 CUNHA Daniela (POR)  
1200m 3:38.42 ARZHAKOVA Yelena (RUS)

**1500m Men**
**Final**
**Start Time: 16:20**

Rank	Name	Nat	Date of Birth	Order	Result
1	CARVALHO Florian	FRA	9 MAR 1989	8	3:50.42
2	SHANE James	GBR	18 DEC 1989	3	3:50.58
3	BUSTOS David	ESP	25 AUG 1990	4	3:50.59
4	VOJTA Andreas	AUT	9 JUN 1989	11	3:50.75
5	D'HOEDT Jeroen	BEL	10 JAN 1990	12	3:51.56
6	BENITZ Timo	GER	1 DEC 1991	9	3:51.76
7	TUKHTACHEV Ivan	RUS	12 JUL 1989	1	3:51.83
8	IMEDIO Alberto	ESP	24 MAY 1991	6	3:51.93
9	ULUS Cihat	TUR	1 FEB 1990	5	3:52.29
10	KITS Keio	EST	27 JUL 1989	7	3:52.92
11	MASLOV Stanislav	UKR	19 JAN 1989	10	3:53.14
12	TOLSTIKHIN Marc	RUS	22 MAY 1989	2	3:53.25

INTERNET Service: [www.european-athletics.org](http://www.european-athletics.org)

Timing, Measurement & Data Service by  OMEGA

printed at SUN 17 JUL 2011 20:45

Page 9 of 15

## Results

**Final (cont.)**

<b>Intermediate times:</b>	400m	1:05.70	CARVALHO Florian (FRA)
	800m	2:13.18	CARVALHO Florian (FRA)
	1200m	3:12.08	CARVALHO Florian (FRA)

**5000m Women**
**Final**
**Start Time: 16:35**


Rank	Name	Nat	Date of Birth	Order	Result	
1	ABDULLAYEVA Layes	AZE	29 MAY 1991	17	15:29.47	NR
2	GORBUNOVA Yekaterina	RUS	17 JAN 1989	9	15:45.14	
3	STOCKTON Stevie	GBR	1 JAN 1989	19	15:58.51	PB
4	CALVIN Clémence	FRA	17 MAY 1990	2	16:02.07	
5	SKRYPAK Olha	UKR	2 DEC 1990	5	16:05.65	
6	MIMIC Bogdana	SRB	9 JAN 1989	8	16:08.94	
7	PALLANT Emma	GBR	4 JUN 1989	4	16:12.57	
8	WALKER Hannah	GBR	9 AUG 1991	15	16:13.06	
9	SOETHOUT Jana Janine	GER	28 DEC 1989	6	16:24.00	PB
10	KOROBKINA Elena	RUS	25 NOV 1990	12	16:27.92	
11	BARINOVÁ Martina	CZE	28 JAN 1990	16	16:35.82	
12	MATOSEVIC Matea	CRO	14 MAR 1989	10	16:38.59	
13	MALEVICH Volha	BLR	14 APR 1989	7	16:40.58	
14	SUUR Laura	EST	20 APR 1990	14	16:47.54	
15	HOLTERMAN Jill	NED	11 SEP 1991	11	16:53.27	
16	FALCH Runa Skrove	NOR	23 JUN 1990	18	17:50.90	
	ERDOGAN Meryem	TUR	24 APR 1990	1	DNF	
	KOCK Maren	GER	22 JUN 1990	3	DNF	
	GRØVDAL Karoline Bjerkeli	NOR	14 JUN 1990	13	DNS	

<b>Intermediate times:</b>	1000m	2:57.28	ABDULLAYEVA Layes (AZE)
	2000m	5:57.76	ABDULLAYEVA Layes (AZE)
	3000m	9:06.80	ABDULLAYEVA Layes (AZE)
	4000m	12:19.35	ABDULLAYEVA Layes (AZE)

**Triple Jump Men**
**Final**
**Start Time: 17:05**

Rank	Name	Nat	Date of Birth	Order	Result	
1	EL-SHERYF Sheryf	UKR	2 JAN 1989	6	17.72	CR
2	FYODOROV Aleksey	RUS	25 MAY 1991	10	16.85	
3	KOVALYOV Yuriy	RUS	18 JUN 1991	9	16.82	
4	GRECO Daniele	ITA	1 MAR 1989	2	16.55	
5	BACIU Alexandru George	ROU	25 FEB 1991	1	16.44	PB
6	ATANASOV Zlatozar	BUL	12 DEC 1989	7	16.39	PB
7	ZHUKOV Yevgeniy	RUS	3 JAN 1989	4	16.31	
8	AUCYNA Darius	LTU	7 MAY 1989	11	16.25	*PB
9	SYUNIN Igor	EST	4 DEC 1990	5	16.25	
10	HOFFMANN Karol	POL	1 JUN 1989	12	16.21	
11	VOLOU Panayiotis	CYP	1 SEP 1991	3	15.49	
12	LENARD Norbert	ROU	28 JUN 1989	8	15.29	

	1	2	3	4	5	6	
1	EL-SHERYF Sheryf	16.99 (+1.2)	17.04 (+1.7)	16.88 (+1.0)	x (+0.7)	x (+0.3)	17.72 (+1.3)
2	FYODOROV Aleksey	x (+1.7)	16.32 (+1.1)	16.53 (+0.8)	16.34 (+1.9)	16.85 (+1.3)	16.66 (+0.6)
3	KOVALYOV Yuriy	16.40 (+0.6)	x (+2.1)	16.63 (+1.2)	x (+0.5)	16.82 (+2.3)	x (+1.5)
4	GRECO Daniele	x (+1.2)	16.55 (+2.3)	x (+1.9)	x (+1.5)	-	-
5	BACIU A	16.44 (+1.6)	x (+1.7)	x (+1.0)	16.14 (+1.3)	x (+0.5)	16.17 (+1.6)
6	ATANASOV Zlatozar	x (+1.0)	16.39 (+1.6)	16.17 (+0.7)	16.38 (+1.9)	x (+1.3)	-
7	ZHUKOV Yevgeniy	15.70 (+2.2)	x (+3.1)	16.31 (+1.8)	16.12 (+2.1)	x (+1.0)	15.83 (+0.9)
8	AUCYNA Darius	16.25 (+2.9)	-	16.23 (+2.0)	-	15.76 (+0.8)	16.08 (+1.4)
9	SYUNIN Igor	16.25 (+1.2)	16.03 (+1.9)	x (+1.2)			
10	HOFFMANN Karol	16.21 (+1.4)	x (+1.8)	16.20 (+0.5)			
11	VOLOU Panayiotis	15.49 (+0.9)	x (+0.9)	15.11 (+0.8)			
12	LENARD Norbert	14.71 (-0.2)	15.29 (+0.7)	x (+0.9)			

**INTERNET Service: [www.european-athletics.org](http://www.european-athletics.org)**
**Timing, Measurement & Data Service by **

printed at SUN 17 JUL 2011 20:45

Page 10 of 15

## Results

**4x100m Relay Women**
**Final**
**Start Time: 17:10**

Rank	Nat	Nation	Lane	Reaction time	Result
1	UKR	Ukraine	4	<b>0.214</b>	<b>44.00</b>
		1 - YANOVSKA Olena (15 FEB 1990)		2 - PIZHANKOVA Darya (9 JAN 1990)	
		3 - PYATACHENKO V (7 MAY 1989)		4 - LEPSKA Ulyana (9 OCT 1991)	
2	RUS	Russia	7	<b>0.224</b>	<b>44.14</b>
		1 - FILATOVA Y (11 AUG 1989)		2 - TAMKOVA Alena (30 MAY 1990)	
		3 - KUZINA Yekaterina (28 JUN 1991)		4 - ARGUNOVA Nina (15 SEP 1989)	
3	FRA	France	6	<b>0.181</b>	<b>44.26</b>
		1 - TOURE Yariatou (27 DEC 1990)		2 - GOUJON Sarah (11 SEP 1990)	
		3 - OMBISSA Orlann (26 MAY 1991)		4 - CALYDON Cornnelly (24 JUL 1989)	
4	GBR	Great Britain	5	<b>0.192</b>	<b>44.34</b>
		1 - LEWIS Annabelle (20 MAR 1989)		2 - DIAMOND Emily (11 JUN 1991)	
		3 - THOMPSON Torema (15 FEB 1990)		4 - PHILIP Asha (25 OCT 1990)	
5	ITA	Italy	8	<b>0.195</b>	<b>44.41</b>
		1 - BALBONI Martina (13 DEC 1989)		2 - D'ANGELO Michaela (9 SEP 1989)	
		3 - AMIDEI Martina (8 APR 1991)		4 - DRAISCI Ilenia (13 JUL 1989)	
6	NED	Netherlands	1	<b>0.132</b>	<b>44.61</b>
		1 - VAN LEEUWEN Nikki (4 AUG 1989)		2 - HAGEN Anouk (30 APR 1990)	
		3 - BOSKER Judith (27 OCT 1990)		4 - VASSELL Kadene (29 JAN 1989)	
7	POL	Poland	3	<b>0.177</b>	<b>44.67</b>
		1 - ZAREBSKA Ewa (26 JAN 1990)		2 - KOLDEJ Malgorzata (12 NOV 1990)	
		3 - OPON Martyna (12 SEP 1991)		4 - KIELBASINSKA Anna (26 JUN 1990)	
8	CZE	Czech Republic	2	<b>0.201</b>	<b>45.31</b>
		1 - URBANKOVÁ Petra (26 OCT 1991)		2 - SLANINOVÁ Jana (16 JUL 1990)	
		3 - BRANISOVÁ Jana (6 NOV 1989)		4 - PROCHÁZKOVÁ B (13 DEC 1991)	

**Discus Men**
**Final**
**Start Time: 17:20**

Rank	Name	Nat	Date of Birth	Order	Result	
1	OKOYE Lawrence	GBR	6 OCT 1991	1	60.70	
2	NESTERENKO Mykyta	UKR	15 APR 1991	10	59.67	
3	AMUNDGÅRD Fredrik	NOR	12 JAN 1989	8	59.42	SB
4	PREMERU Marin	CRO	29 AUG 1990	7	58.93	
5	HARTING Christoph	GER	4 OCT 1990	3	58.65	
6	JASINSKI Daniel	GER	5 AUG 1989	6	57.71	
7	WOLF Gordon	GER	17 JAN 1990	2	57.34	
8	VONAVKA Tomáš	CZE	4 JUN 1990	12	56.43	
9	DVORNIKOV Mikhail	RUS	15 AUG 1989	9	56.41	
10	TRÉMOS Yeóryios	GRE	21 MAR 1989	5	55.08	
11	KARAMFILOV Rosen	BUL	4 JAN 1989	11	54.93	
12	SERES András	HUN	31 JAN 1989	4	52.15	

	1	2	3	4	5	6
1	OKOYE Lawrence 53.97	59.24	60.70	56.39	x	57.49
2	NESTERENKO Mykyta x	55.29	59.67	x	x	58.57
3	AMUNDGÅRD Fredrik 53.71	58.22	59.42	x	58.46	57.08
4	PREMERU Marin 55.35	x	56.42	58.48	58.07	58.93
5	HARTING Christoph 55.80	54.87	58.65	x	56.85	x
6	JASINSKI Daniel 57.13	57.71	55.76	56.66	x	56.48
7	WOLF Gordon 56.06	56.84	x	57.34	56.61	x
8	VONAVKA Tomáš 51.78	56.43	x	54.72	x	56.06
9	DVORNIKOV Mikhail 52.73	56.41	x			
10	TRÉMOS Yeóryios 52.56	55.08	54.87			
11	KARAMFILOV Rosen x	54.30	54.93			
12	SERES András 52.15	51.74	x			

**Results**
**4x100m Relay Men**
**Final**
**Start Time: 17:25**

Rank	Nat	Nation	Lane	Reaction time	Result
1	ITA	Italy	6	<b>0.157</b>	<b>39.05</b>
			1 - TUMI Michael (12 FEB 1990) 2 - BASCIANI Francesco (11 APR 1991) 3 - MANENTI Davide (16 APR 1989) 4 - OBOU Delmas (25 OCT 1991)		
2	GBR	Great Britain & NI	4	<b>0.164</b>	<b>39.10</b>
			1 - ROBERTSON Andrew (17 DEC 1990) 2 - SHOWLER-DAVIS K (14 NOV 1991) 3 - KILTY Richard (2 SEP 1989) 4 - TALBOT Daniel (1 MAY 1991)		
3	GER	Germany	3	<b>0.170</b>	<b>39.19</b>
			1 - HÜBNER Florian (1 OCT 1991) 2 - KESSLER Maximilian (6 APR 1989) 3 - EREWA Robin (24 JUN 1991) 4 - GÖLTL Felix (23 MAR 1990)		
4	POL	Poland	7	<b>0.204</b>	<b>39.40</b>
			1 - BIEGAJLO Mateusz (1 JAN 1989) 2 - ZACZEK Artur (28 FEB 1989) 3 - BAGINSKI Cezary (6 FEB 1989) 4 - ZIMNIEWICZ G (13 OCT 1991)		
5	CZE	Czech Republic	8	<b>0.147</b>	<b>39.41</b>
			1 - ZICH Václav (4 SEP 1990) 2 - STASTNÝ Lukás (23 FEB 1991) 3 - MASLÁK Pavel (21 FEB 1991) 4 - KAVKA Tomás (16 APR 1989)		
6	NED	Netherlands	5	<b>0.161</b>	<b>39.60</b>
			1 - BRUS Wouter (30 SEP 1991) 2 - SPILLEKOM Dennis (7 AUG 1990) 3 - STEVENS Erik (11 MAR 1991) 4 - JAEGERS Joeri (19 FEB 1990)		
	GRE	Greece	2	<b>0.192</b>	<b>DNF</b>
			1 - KOUTSOUKLÁKIS K (14 MAR 1989) 2 - DARDANELIÓTIS M (1989) 3 - FRAGOULIS E (9 FEB 1991) 4 - TSÁKONAS L (8 MAR 1990)		
	FRA	France	1	<b>0.181</b>	<b>DQ</b>
			1 - ZEZE Benbezi (6 JUL 1989) 2 - GEORG Benjamin (12 MAR 1991) 3 - RIGOT Dylan (10 OCT 1989) 4 - BASSAW Ben (9 JUL 1989)		

**3000m Steeplechase Men**
**Final**
**Start Time: 17:40**

Rank	Name	Nat	Date of Birth	Order	Result
1	MARTOS Sebastián	ESP	20 JUN 1989	3	8:35.35
2	MERZOUGUI Abdelaziz	ESP	1 JAN 1989	7	8:36.21
3	GHINEA Alexandru	ROU	11 NOV 1989	11	8:38.51
4	ABADÍA Antonio	ESP	2 JUL 1990	1	8:41.82
5	NASTI Patrick	ITA	30 AUG 1989	8	8:42.37
6	PEPIOT Tanguy	FRA	6 JUL 1991	4	8:43.48
7	ZALEWSKI Krystian	POL	11 APR 1989	6	8:45.33
8	KÅRBØ Tom Erling	NOR	4 FEB 1989	2	8:46.96
9	SENORSKI Eric	SWE	25 JUL 1989	12	8:50.02
10	OSLIZLO Lukasz	POL	14 MAY 1989	10	8:52.38
11	KARUS Benedikt	GER	22 JAN 1990	9	8:56.80
12	DUVAR Hakan	TUR	1990	5	9:05.66

Intermediate times: 1000m 2:55.80 NASTI Patrick (ITA)  
2000m 5:49.20 SENORSKI Eric (SWE)

**Results**
**Heptathlon**
**800m Women - Heptathlon**
**Start Time: 18:10**

Rank	Name	Nat	Date of Birth	Lane	Result	Points
1	MAKSIMAVA Yana	BLR	9 JAN 1989	7	2:14.74	896
2	CACHOVÁ Katerina	CZE	26 FEB 1990	2	2:15.53	885
3	ROSENQUIST Ellinor	SWE	14 JUL 1989	8	2:15.98	879 SB
4	BELYAKOVA Anastasiya	RUS	4 DEC 1990	8	2:16.69	869
5	ONDRASCHKOVÁ Lucie	CZE	12 OCT 1989	6	2:17.83	853
6	NAGY Judith	ROU	14 SEP 1989	4	2:19.43	831 SB
7	CVITANOVIC Lucija	CRO	17 SEP 1991	3	2:19.72	827
8	FYODOROVA Alina	UKR	31 JUL 1989	6	2:20.87	812
9	ŠADEIKO Grit	EST	29 JUL 1989	3	2:21.57	802
10	MIKOLAJCZYK Izabela	POL	4 SEP 1990	2	2:23.07	782
11	BROERSEN Nadine	NED	29 APR 1990	5	2:23.16	781
12	SAVITSKAYA Kristina	RUS	10 JUN 1991	1	2:23.28	779
13	ZELTNER Michelle	SUI	22 DEC 1991	7	2:25.30	753
14	SCHÄFER Carolin	GER	5 DEC 1991	4	2:25.84	746
15	GRAF Elisabeth	SUI	9 MAR 1989	7	2:27.76	721 PB
16	KLAUP Mari	EST	27 FEB 1990	1	2:27.97	719
	SPRUNGER Léa	SUI	5 MAR 1990	5	DNF	0

**Heptathlon**
**800m Women - Heptathlon Heat 1/2**
**Start Time: 18:10**

Rank	Name	Nat	Date of Birth	Lane	Result	Points
1	ROSENQUIST Ellinor	SWE	14 JUL 1989	8	2:15.98	879 SB
2	ONDRASCHKOVÁ Lucie	CZE	12 OCT 1989	6	2:17.83	853
3	NAGY Judith	ROU	14 SEP 1989	4	2:19.43	831 SB
4	CVITANOVIC Lucija	CRO	17 SEP 1991	3	2:19.72	827
5	MIKOLAJCZYK Izabela	POL	4 SEP 1990	2	2:23.07	782
6	ZELTNER Michelle	SUI	22 DEC 1991	7	2:25.30	753
7	GRAF Elisabeth	SUI	9 MAR 1989	7	2:27.76	721 PB
8	KLAUP Mari	EST	27 FEB 1990	1	2:27.97	719
	SPRUNGER Léa	SUI	5 MAR 1990	5	DNF	0

Intermediate times: 400m 1:08.06 ROSENQUIST Ellinor (SWE)  
600m 1:42.11 ONDRASCHKOVÁ Lucie (CZE)

**Heptathlon**
**800m Women - Heptathlon Heat 2/2**
**Start Time: 18:16**

Rank	Name	Nat	Date of Birth	Lane	Result	Points
1	MAKSIMAVA Yana	BLR	9 JAN 1989	7	2:14.74	896
2	CACHOVÁ Katerina	CZE	26 FEB 1990	2	2:15.53	885
3	BELYAKOVA Anastasiya	RUS	4 DEC 1990	8	2:16.69	869
4	FYODOROVA Alina	UKR	31 JUL 1989	6	2:20.87	812
5	ŠADEIKO Grit	EST	29 JUL 1989	3	2:21.57	802
6	BROERSEN Nadine	NED	29 APR 1990	5	2:23.16	781
7	SAVITSKAYA Kristina	RUS	10 JUN 1991	1	2:23.28	779
8	SCHÄFER Carolin	GER	5 DEC 1991	4	2:25.84	746

Intermediate times: 400m 1:06.38 BELYAKOVA Anastasiya (RUS)  
600m 1:40.78 CACHOVÁ Katerina (CZE)

## Results

**4x400m Relay Women**
**Final**
**Start Time: 18:40**

Rank	Nat	Nation	Lane	Reaction time	Result
1	RUS	Russia	4	<b>0.202</b>	<b>3:27.72</b>
		1 - SUBBOTINA Y (30 OCT 1989)		2 - YEFIMOVA Y (19 JUN 1989)	
		3 - TEREKHOVA Yuliya (20 FEB 1990)		4 - TOPILSKAYA Olga (4 OCT 1990)	
2	UKR	Ukraine	3	<b>0.302</b>	<b>3:30.13</b>
		1 - PLYASHECHUK K (8 DEC 1990)		2 - LOHVYNNENKO Alina (18 JUL 1990)	
		3 - YAROSHCHUK Anna (24 NOV 1989)		4 - OLISHEVSKA Yuliya (2 FEB 1989)	
3	FRA	France	8	<b>0.187</b>	<b>3:31.73</b>
		1 - SORGNARD Clemence (27 SEP 1990)		2 - GAYOT Marie (18 DEC 1989)	
		3 - DIARRA E (8 MAR 1990)		4 - GUEI Floria (2 MAY 1990)	
4	POL	Poland	2	<b>0.276</b>	<b>3:36.42</b>
		1 - SADLOWSKA Kinga (24 OCT 1990)		2 - BAUMGART Iga (11 APR 1989)	
		3 - KOSCIELNIAK M (28 DEC 1989)		4 - LINKIEWICZ Joanna (2 MAY 1990)	
5	ROU	Romania	6	<b>0.286</b>	<b>3:36.76</b>
		1 - BADULET Paula (9 FEB 1989)		2 - NUNU Mihaela (10 MAY 1989)	
		3 - IONESCU Andreea (10 MAR 1990)		4 - LAVRIC Mirela (17 FEB 1991)	
6	POR	Portugal	5	<b>0.264</b>	<b>3:37.28</b>
		1 - EVORA Dorothe (28 MAY 1991)		2 - BARBOSA Vera (13 JAN 1989)	
		3 - MONTEIRO Joceline (10 MAY 1990)		4 - NUNES Cátia (6 APR 1990)	
7	NOR	Norway	7	<b>0.190</b>	<b>3:40.10</b>
		1 - HAUGE Benedicte (19 JAN 1989)		2 - NORUM Tara Marie (18 SEP 1991)	
		3 - BERGE M (8 MAR 1990)		4 - FALKANGER J (15 MAY 1991)	

**Heptathlon**
**Start Time: 18:40**

Rank	Name	Nat	Date of Birth	Order	total
1	ŠADEIKO Grit	EST	29 JUL 1989	1	6134
2	CACHOVÁ Katerina	CZE	26 FEB 1990	3	6123
3	MAKSIMAVA Yana	BLR	9 JAN 1989	9	6075
4	BELYAKOVA Anastasiya	RUS	4 DEC 1990	12	6010
5	SCHÄFER Carolin	GER	5 DEC 1991	7	5941
6	FYODOROVA Alina	UKR	31 JUL 1989	5	5896
7	SAVITSKAYA Kristina	RUS	10 JUN 1991	8	5834
8	NAGY Judith	ROU	14 SEP 1989	13	5772
9	BROERSEN Nadine	NED	29 APR 1990	2	5740
10	MIKOLAJCZYK Izabela	POL	4 SEP 1990	16	5729
11	KLAUP Mari	EST	27 FEB 1990	6	5445
12	CVITANOVIC Lucija	CRO	17 SEP 1991	18	5438
13	ROSENQUIST Ellinor	SWE	14 JUL 1989	15	5359
14	GRAF Elisabeth	SUI	9 MAR 1989	4	5279
15	ZELTNER Michelle	SUI	22 DEC 1991	11	5238
16	SPRUNGER Léa	SUI	5 MAR 1990	10	4808
17	ONDRASCHKOVÁ Lucie	CZE	12 OCT 1989	17	4625
	THORSTEINSDOTTIR Helga Margret	ISL	15 NOV 1991	14	DNF



## Results

**4x400m Relay Men**
**Final**
**Start Time: 19:05**

Rank	Nat	Nation	Lane	Reaction time	Result
1	GBR	Great Britain & NI	4	<b>0.172</b>	<b>3:03.53</b>
1 - LEVINE Nigel (30 APR 1989)      2 - PHILLIPS Thomas (23 APR 1989) 3 - BOWIE Jamie (1 APR 1989)      4 - LENNON-FORD Luke (5 MAY 1989)					
2	POL	Poland	3	<b>0.197</b>	<b>3:03.62</b>
1 - PIETRZAK Michal (3 APR 1989)      2 - KRZEWINA Jakub (10 OCT 1989) 3 - KRAWCZUK Lukasz (15 JUN 1989)      4 - FÓRMANSKI Mateusz (22 FEB 1991)					
3	RUS	Russia	6	<b>0.223</b>	<b>3:04.01</b>
1 - KENIG Aleksey (15 AUG 1990)      2 - VOLOBUEV Anton (13 AUG 1991) 3 - VAZHOV Artem (16 FEB 1991)      4 - KRASNOV Vladimir (10 AUG 1990)					
4	FRA	France	8	<b>0.176</b>	<b>3:04.04</b>
1 - CHELALA Angel (23 AUG 1989)      2 - MINYEM Martial (26 OCT 1990) 3 - ANNE Mame-Ibra (7 NOV 1989)      4 - GRILLAS Hugo (28 FEB 1989)					
5	GER	Germany	5	<b>0.204</b>	<b>3:04.93</b>
1 - ZENDER Niklas (28 AUG 1990)      2 - JONAS Benjamin (22 FEB 1990) 3 - WIESEND Benedikt (4 JUN 1991)      4 - KAISER Marco (21 JAN 1991)					
6	ESP	Spain	7	<b>0.181</b>	<b>3:07.58</b>
1 - SANZ Javier (19 JUL 1989)      2 - GARCÍA Samuel (4 DEC 1991) 3 - OROZCO Marc (4 SEP 1989)      4 - FERNÁNDEZ Pablo (22 JUL 1991)					
7	LAT	Latvia	2	<b>0.159</b>	<b>3:08.42</b>
1 - DAUBE Karlis (21 APR 1989)      2 - BALTŪŠS Janis (26 JUN 1991) 3 - ZACESTS Martin (16 AUG 1990)      4 - LEITIS Janis (13 APR 1989)					
8	ITA	Italy	1	<b>0.182</b>	<b>3:09.07</b>
1 - GALLINA Andrea (2 APR 1989)      2 - PANIZZA Giacomo (30 JUL 1989) 3 - FONTANA Domenico (11 OCT 1989)      4 - CAPPELLIN F (18 AUG 1990)					