

Results

100m Men
Final
Start Time: 16:25
Wind: -1.5 m/s

Rank	Name	Nat	Date of Birth	Lane	Reaction time	Result
1	ALAKA James	GBR	8 SEP 1989	3	0.167	10.45
2	TUMI Michael	ITA	12 FEB 1990	6	0.143	10.47
3	ROBERTSON Andrew	GBR	17 DEC 1990	2	0.141	10.52
4	BASCIANI Francesco	ITA	11 APR 1991	5	0.145	10.57
5	OBOU Delmas	ITA	25 OCT 1991	7	0.172	10.59
6	MISANS Elvijs	LAT	4 AUG 1989	8	0.251	10.63
7	KARLIK Dániel	HUN	12 JAN 1991	4	0.174	10.64
8	VILES Eduard	ESP	8 FEB 1991	1	0.183	10.69

200m Men
Round 1
Start Time: 19:05

Rank	Name	Nat	Date of Birth	Lane	Result
1	TSÁKONAS Likoúrgos-Stéfanos	GRE	8 MAR 1990	3	20.83 Q
2	LINNIK Aliaksandr	BLR	28 JAN 1991	5	20.87 Q SB
3	COLVERT Steven	IRL	24 AUG 1990	6	20.95 Q SB
4	MASLÁK Pavel	CZE	21 FEB 1991	4	20.99 Q
5	SAFER Izzet	TUR	10 JUL 1990	5	21.03 Q
6	DORAIL David	FRA	19 MAR 1990	4	21.04 Q
6	KREMENSKI Petar	BUL	14 JAN 1991	3	21.04 Q
8	MANENTI Davide	ITA	16 APR 1989	6	21.05 Q SB
9	WILSON Alex	SUI	19 SEP 1990	3	21.13 Q
10	ALAKA James	GBR	8 SEP 1989	4	21.25 Q
11	RAMOS Iván Jesús	ESP	31 JUL 1990	4	21.26 q
12	TALBOT Daniel	GBR	1 MAY 1991	3	21.29 Q
13	DA CANAL Alex	ITA	11 SEP 1989	7	21.34 q
14	ZACZEK Artur	POL	28 FEB 1989	7	21.38 q
15	DARDANELIÓTIS Mihail	GRE	1989	6	21.42 q
16	EREWA Robin	GER	24 JUN 1991	5	21.52 Q
16	RUIZ Sergio	ESP	21 OCT 1989	2	21.52
18	MARANI Diego	ITA	27 APR 1990	2	21.53
19	PERESTYUK Ruslan	UKR	22 APR 1991	7	21.54
20	UDILJAK Hrvoje	CRO	31 OCT 1990	2	21.56
21	TURCANI Roman	SVK	28 MAR 1990	8	21.58
22	BASSAW Ben	FRA	9 JUL 1989	2	21.59
23	MANCINI Pascal	SUI	18 APR 1989	7	21.61
24	RUSSELL Chris	IRL	7 JUN 1990	6	21.63
25	NORDKVIST Alexander	SWE	15 JUN 1990	8	21.71
26	PRANCKEVICIUS Aivaras	LTU	12 JUL 1989	8	21.72
27	CAMILLERI Owen	MLT	5 AUG 1989	8	22.35
28	AJDAROV Riste	MKD	9 APR 1990	1	22.49
	MISANS Elvijs	LAT	4 AUG 1989	5	DNS

Results
200m Men
Round 1 Heat 1/4
Start Time: 19:05

Wind: -0.8 m/s

Rank	Name	Nat	Date of Birth	Lane	Reaction time	Result
1	COLVERT Steven	IRL	24 AUG 1990	6	0.166	20.95 Q SB
2	SAFER Izzet	TUR	10 JUL 1990	5	0.164	21.03 Q
3	KREMENSKI Petar	BUL	14 JAN 1991	3	0.184	21.04 Q
4	RAMOS Iván Jesús	ESP	31 JUL 1990	4	0.187	21.26 q
5	DA CANAL Alex	ITA	11 SEP 1989	7	0.176	21.34 q
6	UDILJAK Hrvoje	CRO	31 OCT 1990	2	0.157	21.56
7	CAMILLERI Owen	MLT	5 AUG 1989	8	0.180	22.35
8	AJDAROV Riste	MKD	9 APR 1990	1	0.147	22.49

200m Men
Round 1 Heat 2/4
Start Time: 19:11

Wind: -0.7 m/s

Rank	Name	Nat	Date of Birth	Lane	Reaction time	Result
1	MASLÁK Pavel	CZE	21 FEB 1991	4	0.164	20.99 Q
2	TALBOT Daniel	GBR	1 MAY 1991	3	0.220	21.29 Q
3	EREWA Robin	GER	24 JUN 1991	5	0.136	21.52 Q
4	MARANI Diego	ITA	27 APR 1990	2	0.149	21.53
5	TURCANI Roman	SVK	28 MAR 1990	8	0.174	21.58
6	MANCINI Pascal	SUI	18 APR 1989	7	0.139	21.61
7	RUSSELL Chris	IRL	7 JUN 1990	6	0.146	21.63

200m Men
Round 1 Heat 3/4
Start Time: 19:17

Wind: -0.9 m/s

Rank	Name	Nat	Date of Birth	Lane	Reaction time	Result
1	LINNIK Aliaksandr	BLR	28 JAN 1991	5	0.173	20.87 Q SB
2	WILSON Alex	SUI	19 SEP 1990	3	0.148	21.13 Q
3	ALAKA James	GBR	8 SEP 1989	4	0.195	21.25 Q
4	ZACZEK Artur	POL	28 FEB 1989	7	0.160	21.38 q
5	DARDANELIÓTIS Mihaíl	GRE	1989	6	0.148	21.42 q
6	BASSAW Ben	FRA	9 JUL 1989	2	0.191	21.59
7	PRANCKEVICIUS Aivaras	LTU	12 JUL 1989	8	0.200	21.72

200m Men
Round 1 Heat 4/4
Start Time: 19:23

Wind: -0.4 m/s

Rank	Name	Nat	Date of Birth	Lane	Reaction time	Result
1	TSAKONAS Likoúrgos-Stéfanos	GRE	8 MAR 1990	3	0.159	20.83 Q
2	DORAIL David	FRA	19 MAR 1990	4	0.171	21.04 Q
3	MANENTI Davide	ITA	16 APR 1989	6	0.151	21.05 Q SB
4	RUIZ Sergio	ESP	21 OCT 1989	2	0.163	21.52
5	PERESTYUK Ruslan	UKR	22 APR 1991	7	0.154	21.54
6	NORDKVIST Alexander	SWE	15 JUN 1990	8	0.162	21.71
	MISANS Eivjjs	LAT	4 AUG 1989	5		DNS

Qualified: First 3 in each heat (Q) and 4 best performers (q) advance to the Semifinals

Results

800m Men

Final

Start Time: 16:55

Rank	Name	Nat	Date of Birth	Lane	Result	
1	KSZCZOT Adam	POL	2 SEP 1989	6	1:46.71	
2	LÓPEZ Kevin	ESP	12 JUN 1990	3	1:46.93	
3	MOHAMMED Mukhtar	GBR	12 JAN 1990	5	1:48.01	
4	BENEDETTI Giordano	ITA	22 MAY 1989	2	1:48.05	SB
5	SCAPINI Mario	ITA	2 FEB 1989	7	1:48.43	
6	LIEGHIO Anthony	IRL	30 JUN 1989	1	1:48.77	
7	VAN DEN BROECK Jan	BEL	11 MAR 1989	8	1:49.41	
8	RENAUDIE Paul	FRA	2 APR 1990	4	1:49.82	

Intermediate times: 400m 55.35 LÓPEZ Kevin (ESP)
600m 1:21.39 KSZCZOT Adam (POL)

Decathlon

1500m Men - Decathlon

Start Time: 19:45

Rank	Name	Nat	Date of Birth	Order	Result	Points
1	NILSSON Marcus	SWE	3 MAY 1991	9	4:20.64	807 SB
2	MIKHAN Eduard	BLR	7 JUN 1989	3	4:23.67	787 PB
3	OLSON Petter	SWE	14 FEB 1991	20	4:26.29	769 PB
4	DUDAŠ Mihail	SRB	15 NOV 1989	15	4:27.79	759
5	DISTELBERGER Dominik	AUT	16 MAR 1990	13	4:33.83	720 SB
6	LUKYANENKO Artem	RUS	30 JAN 1990	11	4:34.34	716 SB
7	LARUSSON Einar Dadi	ISL	10 MAY 1990	4	4:34.96	712 PB
8	STEFEK Michal	CZE	3 MAY 1991	5	4:35.03	712
9	VAN DER PLAETSEN Thomas	BEL	24 DEC 1990	12	4:35.84	707
10	GILDE Maximilian	GER	5 JAN 1990	2	4:40.51	677
11	SHKURENEV Ilya	RUS	11 JAN 1991	18	4:40.56	677
12	KAZMIEREK Kai	GER	28 JAN 1991	8	4:41.79	669
13	HELCELET Adam Sebastian	CZE	27 OCT 1991	14	4:43.55	658
14	LELIÈVRE Jérémy	FRA	8 FEB 1991	10	4:49.63	621
15	LEPIK Hendrik	EST	18 APR 1990	7	5:01.03	554
16	NOLF Cedric	BEL	18 JUN 1989	16	5:04.91	532
17	AUZEIL Bastien	FRA	22 OCT 1989	1	5:05.52	528
18	CZAPIEWSKI Szymon	POL	19 MAY 1989	19	5:05.87	526
19	JORDAN Jonay	ESP	12 MAY 1991	6	5:14.14	481
	KNOBEL Jan Felix	GER	16 JAN 1989	17	DNF	0

Results

Decathlon

1500m Men - Decathlon

Start Time: 19:45

Rank	Name	Nat	Date of Birth	Order	Result	Points
1	NILSSON Marcus	SWE	3 MAY 1991	9	4:20.64	807 SB
2	MIKHAN Eduard	BLR	7 JUN 1989	3	4:23.67	787 PB
3	OLSON Petter	SWE	14 FEB 1991	20	4:26.29	769 PB
4	DUDAŠ Mihail	SRB	15 NOV 1989	15	4:27.79	759
5	DISTELBERGER Dominik	AUT	16 MAR 1990	13	4:33.83	720 SB
6	LUKYANENKO Artem	RUS	30 JAN 1990	11	4:34.34	716 SB
7	LARUSSON Einar Dadi	ISL	10 MAY 1990	4	4:34.96	712 PB
8	STEFEK Michal	CZE	3 MAY 1991	5	4:35.03	712
9	VAN DER PLAETSEN Thomas	BEL	24 DEC 1990	12	4:35.84	707
10	GILDE Maximilian	GER	5 JAN 1990	2	4:40.51	677
11	SHKURENEV Ilya	RUS	11 JAN 1991	18	4:40.56	677
12	KAZMIEREK Kai	GER	28 JAN 1991	8	4:41.79	669
13	HELCELET Adam Sebastian	CZE	27 OCT 1991	14	4:43.55	658
14	LELIËVRE Jérémy	FRA	8 FEB 1991	10	4:49.63	621
15	LEPIK Hendrik	EST	18 APR 1990	7	5:01.03	554
16	NOLF Cedric	BEL	18 JUN 1989	16	5:04.91	532
17	AUZEIL Bastien	FRA	22 OCT 1989	1	5:05.52	528
18	CZAPIEWSKI Szymon	POL	19 MAY 1989	19	5:05.87	526
19	JORDAN Jonay	ESP	12 MAY 1991	6	5:14.14	481
	KNOBEL Jan Felix	GER	16 JAN 1989	17	DNF	0

Intermediate times: 400m 1:08.16 MIKHAN Eduard (BLR)
800m 2:19.89 NILSSON Marcus (SWE)
1200m 3:32.35 NILSSON Marcus (SWE)


3000m Steeplechase Men

Round 1

Start Time: 11:45

Rank	Name	Nat	Date of Birth	Order	Result
1	OSLIZLO Lukasz	POL	14 MAY 1989	11	8:38.28 Q PB
2	PEPIOT Tanguy	FRA	6 JUL 1991	12	8:41.04 Q
3	MERZOUGUI Abdelaziz	ESP	1 JAN 1989	7	8:41.90 Q
4	ABADÍA Antonio	ESP	2 JUL 1990	3	8:41.94 Q
5	NASTI Patrick	ITA	30 AUG 1989	10	8:42.16 q PB
6	KÅRBØ Tom Erling	NOR	4 FEB 1989	4	8:42.40 Q PB
7	GHINEA Alexandru	ROU	11 NOV 1989	2	8:42.48 Q
8	MARTOS Sebastián	ESP	20 JUN 1989	7	8:42.71 Q
9	ZALEWSKI Krystian	POL	11 APR 1989	9	8:42.72 Q
10	KARUS Benedikt	GER	22 JAN 1990	5	8:42.97 q
11	SEORSKI Eric	SWE	25 JUL 1989	9	8:45.78 q
12	DUVAR Hakan	TUR	1990	12	8:49.35 q
13	KIVISTIK Kaur	EST	29 APR 1991	11	8:53.15 NR
14	ANDRE Benjamin	FRA	23 JAN 1989	6	8:54.85
15	ZADLO Jacek	POL	17 MAY 1991	1	8:55.90
16	SCOLERI Andrea	ITA	30 JUL 1990	10	8:56.75
17	GREGORIO Daniel	POR	7 SEP 1989	2	8:57.66
18	ÅHWALL Andreas	SWE	19 OCT 1989	3	9:01.06
19	FLYNN David	IRL	7 NOV 1989	8	9:04.60
20	ÖZDEMİR Sait	TUR	14 AUG 1990	6	9:07.47
21	KISHCHENKO Yuriy	UKR	4 AUG 1991	1	9:10.53
22	LOPES Paulo	POR	4 JAN 1989	8	9:11.26
23	HESELBJERG Ole	DEN	23 APR 1990	5	9:16.81
	HADJAM Abdelatif	FRA	8 AUG 1990	4	DNF

INTERNET Service: www.european-athletics.org

Timing, Measurement & Data Service by  OMEGA

printed at FRI 15 JUL 2011 20:10

Page 4 of 27

Results

3000m Steeplechase Men
Round 1 Heat 1/2
Start Time: 11:45

Rank	Name	Nat	Date of Birth	Order	Result
1	KÅRBØ Tom Erling	NOR	4 FEB 1989	4	8:42.40 Q PB
2	GHINEA Alexandru	ROU	11 NOV 1989	2	8:42.48 Q
3	MARTOS Sebastián	ESP	20 JUN 1989	7	8:42.71 Q
4	ZALEWSKI Krystian	POL	11 APR 1989	9	8:42.72 Q
5	KARUS Benedikt	GER	22 JAN 1990	5	8:42.97 q
6	DUVAR Hakan	TUR	1990	12	8:49.35 q
7	KIVISTIK Kaur	EST	29 APR 1991	11	8:53.15 NR
8	ANDRE Benjamin	FRA	23 JAN 1989	6	8:54.85
9	SCOLERI Andrea	ITA	30 JUL 1990	10	8:56.75
10	ÅHWALL Andreas	SWE	19 OCT 1989	3	9:01.06
11	KISHCHENKO Yuriy	UKR	4 AUG 1991	1	9:10.53
12	LOPES Paulo	POR	4 JAN 1989	8	9:11.26

Intermediate times: 1000m 2:56.17 GHINEA Alexandru (ROU)
2000m 5:57.95 GHINEA Alexandru (ROU)

3000m Steeplechase Men
Round 1 Heat 2/2
Start Time: 12:00

Rank	Name	Nat	Date of Birth	Order	Result
1	OSLIZLO Lukasz	POL	14 MAY 1989	11	8:38.28 Q PB
2	PEPIOT Tanguy	FRA	6 JUL 1991	12	8:41.04 Q
3	MERZOUGUI Abdelaziz	ESP	1 JAN 1989	7	8:41.90 Q
4	ABADÍA Antonio	ESP	2 JUL 1990	3	8:41.94 Q
5	NASTI Patrick	ITA	30 AUG 1989	10	8:42.16 q PB
6	SENORSKI Eric	SWE	25 JUL 1989	9	8:45.78 q
7	ZADLO Jacek	POL	17 MAY 1991	1	8:55.90
8	GREGORIO Daniel	POR	7 SEP 1989	2	8:57.66
9	FLYNN David	IRL	7 NOV 1989	8	9:04.60
10	ÖZDEMİR Sait	TUR	14 AUG 1990	6	9:07.47
11	HESSELBJERG Ole	DEN	23 APR 1990	5	9:16.81
	HADJAM Abdelatif	FRA	8 AUG 1990	4	DNF

Intermediate times: 1000m 2:53.13 SENORSKI Eric (SWE)
2000m 5:49.02 SENORSKI Eric (SWE)

Qualified: First 4 in each heat (Q) and 4 best performers (q) advance to the Final

Results
110m Hurdles Men
Round 1
Start Time: 10:45


Rank	Name	Nat	Date of Birth	Lane	Result
1	CLARKE Lawrence	GBR	12 MAR 1990	6	13.73 Q
1	DRYOMIN Aleksey	RUS	10 MAY 1989	6	13.73 Q
3	BAJI Balázs	HUN	9 JUN 1989	5	13.87 Q
3	DELMESTRE Thomas	FRA	31 MAR 1991	3	13.87 Q PB
5	SHABANOV Konstantin	RUS	17 NOV 1989	3	13.96 Q
5	SHUBENKOV Sergey	RUS	4 OCT 1990	4	13.96 Q
7	DABÓ Rasul	POR	14 FEB 1989	4	13.98 Q
7	MAZÁC Martin	CZE	6 MAY 1990	4	13.98 Q
9	MARQUART Julian	GER	2 APR 1991	4	14.00 Q
10	MARTINSEN Andreas	DEN	17 JUL 1990	2	14.08 q SB
11	CALVI Michele	ITA	7 JUN 1990	3	14.13 Q
11	LÓPEZ Francisco Javier	ESP	29 DEC 1989	2	14.13 Q SB
11	PAPSO Viliam	SVK	23 MAY 1989	5	14.13 q
14	VUKICEVIC Vladimir	NOR	16 MAY 1991	6	14.16 q
15	PENÁZ Petr	CZE	27 AUG 1991	7	14.26 q
16	ARNAUDOV Martin	BUL	5 APR 1990	7	14.29
16	HEINÄ Joona-Ville	FIN	11 MAY 1989	5	14.29 Q
18	NICOLAS Jordan	FRA	13 DEC 1990	3	14.31
19	RISTIC Milan	SRB	8 AUG 1991	8	14.33
20	MARTINOT LAGARDE Pascal	FRA	22 SEP 1991	7	14.33
21	PRADOS Ernesto	ESP	1 JAN 1989	6	14.45
22	KAVKA Tomáš	CZE	16 APR 1989	5	14.49
23	DRAGHICI Sorin	ROU	16 FEB 1989	2	14.62
24	DAUBE Karlis	LAT	21 APR 1989	7	14.65
25	MALMIVIRTA Jaakko	FIN	26 OCT 1991	8	14.75
26	ORTIZ Julián	ESP	25 DEC 1990	2	15.30

110m Hurdles Men
Round 1 Heat 1/4
Start Time: 10:45
Wind: -0.3 m/s

Rank	Name	Nat	Date of Birth	Lane	Reaction time	Result
1	CLARKE Lawrence	GBR	12 MAR 1990	6	0.153	13.73 Q
2	DELMESTRE Thomas	FRA	31 MAR 1991	3	0.186	13.87 Q PB
3	MAZÁC Martin	CZE	6 MAY 1990	4	0.167	13.98 Q
4	MARTINSEN Andreas	DEN	17 JUL 1990	2	0.185	14.08 q SB
5	PAPSO Viliam	SVK	23 MAY 1989	5	0.181	14.13 q
6	DAUBE Karlis	LAT	21 APR 1989	7	0.180	14.65

110m Hurdles Men
Round 1 Heat 2/4
Start Time: 10:52
Wind: -0.6 m/s

Rank	Name	Nat	Date of Birth	Lane	Reaction time	Result
1	SHABANOV Konstantin	RUS	17 NOV 1989	3	0.164	13.96 Q
2	DABÓ Rasul	POR	14 FEB 1989	4	0.161	13.98 Q
3	HEINÄ Joona-Ville	FIN	11 MAY 1989	5	0.166	14.29 Q
4	RISTIC Milan	SRB	8 AUG 1991	8	0.152	14.33
5	MARTINOT LAGARDE Pascal	FRA	22 SEP 1991	7	0.195	14.33
6	PRADOS Ernesto	ESP	1 JAN 1989	6	0.154	14.45
7	DRAGHICI Sorin	ROU	16 FEB 1989	2	0.193	14.62

INTERNET Service: www.european-athletics.org
Timing, Measurement & Data Service by  OMEGA

printed at FRI 15 JUL 2011 20:10

Page 6 of 27

Results
110m Hurdles Men
Round 1 Heat 3/4
Start Time: 10:59
Wind: -0.9 m/s

Rank	Name	Nat	Date of Birth	Lane	Reaction time	Result
1	DRYOMIN Aleksey	RUS	10 MAY 1989	6	0.161	13.73 Q
2	BAJI Balázs	HUN	9 JUN 1989	5	0.197	13.87 Q
3	MARQUART Julian	GER	2 APR 1991	4	0.160	14.00 Q
4	PENÁZ Petr	CZE	27 AUG 1991	7	0.206	14.26 q
5	NICOLAS Jordan	FRA	13 DEC 1990	3	0.163	14.31
6	ORTIZ Julián	ESP	25 DEC 1990	2	0.165	15.30


110m Hurdles Men
Round 1 Heat 4/4
Start Time: 11:06
Wind: -1.4 m/s

Rank	Name	Nat	Date of Birth	Lane	Reaction time	Result
1	SHUBENKOV Sergey	RUS	4 OCT 1990	4	0.186	13.96 Q
2	CALVI Michele	ITA	7 JUN 1990	3	0.177	14.13 Q
3	LÓPEZ Francisco Javier	ESP	29 DEC 1989	2	0.222	14.13 Q SB
4	VUKICEVIC Vladimir	NOR	16 MAY 1991	6	0.151	14.16 q
5	ARNAUDOV Martin	BUL	5 APR 1990	7	0.175	14.29
6	KAVKA Tomáš	CZE	16 APR 1989	5	0.171	14.49
7	MALMIVIRTA Jaakko	FIN	26 OCT 1991	8	0.223	14.75

Qualified: First 3 in each heat (Q) and 4 best performers (q) advance to the Semifinals

Decathlon
110m Hurdles Men - Decathlon
Start Time: 11:15

Rank	Name	Nat	Date of Birth	Lane	Result	Points
1	LUKYANENKO Artem	RUS	30 JAN 1990	6	14.33	932
2	HELCELET Adam Sebastian	CZE	27 OCT 1991	3	14.35	930 PB
3	DISTELBERGER Dominik	AUT	16 MAR 1990	5	14.43	920
4	KAZMIEREK Kai	GER	28 JAN 1991	4	14.56	903
5	VAN DER PLAETSEN Thomas	BEL	24 DEC 1990	1	14.68	889
6	OLSON Petter	SWE	14 FEB 1991	2	14.73	882
7	GILDE Maximilian	GER	5 JAN 1990	5	14.76	879 PB
8	MIKHAN Eduard	BLR	7 JUN 1989	3	14.80	874
9	LARUSSON Einar Dadi	ISL	10 MAY 1990	7	14.82	871
10	JORDAN Jonay	ESP	12 MAY 1991	8	14.85	868
11	SHKURENEV Ilya	RUS	11 JAN 1991	3	14.97	853
12	LELIÉVRE Jérémy	FRA	8 FEB 1991	1	14.97	853 PB
13	NOLF Cedric	BEL	18 JUN 1989	5	15.03	846
14	AUZEIL Bastien	FRA	22 OCT 1989	6	15.13	834
14	DUDAŠ Mihail	SRB	15 NOV 1989	2	15.13	834
16	CZAPIEWSKI Szymon	POL	19 MAY 1989	7	15.61	777
17	NILSSON Marcus	SWE	3 MAY 1991	2	15.62	776
18	LEPIK Hendrik	EST	18 APR 1990	4	15.90	744
19	STEFEK Michal	CZE	3 MAY 1991	8	16.94	631
	KNOBEL Jan Felix	GER	16 JAN 1989	4	DNF	0
	KALLEBÄCK David	SWE	14 APR 1989	6	DNS	

INTERNET Service: www.european-athletics.org
Timing, Measurement & Data Service by  OMEGA

printed at FRI 15 JUL 2011 20:10

Page 7 of 27

Results
Decathlon
110m Hurdles Men - Decathlon Heat 1/4 Start Time: 11:15

Wind: -0.5 m/s

Rank	Name	Nat	Date of Birth	Lane	Reaction time	Fn	Result	Points
1	MIKHAN Eduard	BLR	7 JUN 1989	3	0.198	F1	14.80	874
2	NOLF Cedric	BEL	18 JUN 1989	5	0.198		15.03	846
3	DUDAŠ Mihail	SRB	15 NOV 1989	2	0.163		15.13	834
4	LEPIK Hendrik	EST	18 APR 1990	4	0.164		15.90	744
	KALLEBÄCK David	SWE	14 APR 1989	6			DNS	

Decathlon
110m Hurdles Men - Decathlon Heat 2/4 Start Time: 11:22

Wind: 0.0 m/s

Rank	Name	Nat	Date of Birth	Lane	Reaction time	Result	Points
1	GILDE Maximilian	GER	5 JAN 1990	5	0.154	14.76	879 PB
2	SHKURENEV Ilya	RUS	11 JAN 1991	3	0.188	14.97	853
3	LELIÈVRE Jérémy	FRA	8 FEB 1991	1	0.232	14.97	853 PB
4	AUZEIL Bastien	FRA	22 OCT 1989	6	0.178	15.13	834
5	CZAPIEWSKI Szymon	POL	19 MAY 1989	7	0.191	15.61	777
6	NILSSON Marcus	SWE	3 MAY 1991	2	0.192	15.62	776
7	STEFEK Michal	CZE	3 MAY 1991	8	0.154	16.94	631
	KNOBEL Jan Felix	GER	16 JAN 1989	4	0.176	DNF	0

Decathlon
110m Hurdles Men - Decathlon Heat 3/4 Start Time: 11:29

Wind: -0.9 m/s

Rank	Name	Nat	Date of Birth	Lane	Reaction time	Result	Points
1	LUKYANENKO Artem	RUS	30 JAN 1990	6	0.163	14.33	932
2	HELCELET Adam Sebastian	CZE	27 OCT 1991	3	0.153	14.35	930 PB
3	DISTELBERGER Dominik	AUT	16 MAR 1990	5	0.179	14.43	920
4	KAZMIEREK Kai	GER	28 JAN 1991	4	0.149	14.56	903
5	VAN DER PLAETSEN Thomas	BEL	24 DEC 1990	1	0.181	14.68	889
6	OLSON Petter	SWE	14 FEB 1991	2	0.179	14.73	882
7	LARUSSON Einar Dadi	ISL	10 MAY 1990	7	0.175	14.82	871
8	JORDAN Jonay	ESP	12 MAY 1991	8	0.150	14.85	868

Results
**400m Hurdles Men
Semifinal**
Start Time: 15:50


Rank	Name	Nat	Date of Birth	Lane	Result
1	WOODWARD Nathan	GBR	17 OCT 1989	6	49.59 Q
2	ANDRIYANOV Nikita	RUS	7 FEB 1990	5	50.12 Q PB
3	FLANNERY Niall	GBR	26 APR 1991	4	50.16 Q
4	GOLLNOW David	GER	8 APR 1989	4	50.21 q PB
5	KOROKNAI Tibor	HUN	24 JAN 1990	7	50.31 Q PB
6	BEKRIC Emir	SRB	14 MAR 1991	5	50.41 Q
7	GRILLAS Hugo	FRA	28 FEB 1989	6	50.45 q
8	GIEHL Tobias	GER	25 JUL 1991	3	50.56 PB
9	GREEN Jack	GBR	6 OCT 1991	4	50.86 Q
10	MONNI Petteri	FIN	31 MAR 1990	7	51.09 PB
10	TESLENKO Denys	UKR	18 APR 1989	6	51.09
12	THIEURY Simon	FRA	24 JAN 1989	8	51.10 PB
13	PANIZZA Giacomo	ITA	30 JUL 1989	5	51.31
14	PUEMI Jonathan	SUI	7 APR 1991	2	51.70
15	PIETRZAK Michal	POL	3 APR 1989	7	51.76
16	BRYLINSKI Robert	POL	2 APR 1991	8	51.77
17	BYRNE Paul	IRL	18 APR 1990	1	51.93
18	MANAOUI Karim	SUI	4 MAY 1989	2	51.97
19	CROWE Tim	IRL	10 DEC 1991	3	52.44
20	HUSSEIN Kariem	SUI	1 APR 1989	2	52.55
21	YAKAULEU Mikita	BLR	6 JAN 1989	3	52.59
22	CARRIÓN Xavier	ESP	4 JUN 1991	1	52.65
23	HEIMANN Christian	GER	15 NOV 1991	8	52.69
24	GALLINA Andrea	ITA	2 APR 1989	1	53.41

**400m Hurdles Men
Semifinal 1/3**
Start Time: 15:50

Rank	Name	Nat	Date of Birth	Lane	Reaction time	Result
1	WOODWARD Nathan	GBR	17 OCT 1989	6	0.169	49.59 Q
2	ANDRIYANOV Nikita	RUS	7 FEB 1990	5	0.182	50.12 Q PB
3	GOLLNOW David	GER	8 APR 1989	4	0.193	50.21 q PB
4	MONNI Petteri	FIN	31 MAR 1990	7	0.232	51.09 PB
5	THIEURY Simon	FRA	24 JAN 1989	8	0.224	51.10 PB
6	PUEMI Jonathan	SUI	7 APR 1991	2	0.182	51.70
7	CROWE Tim	IRL	10 DEC 1991	3	0.179	52.44
8	CARRIÓN Xavier	ESP	4 JUN 1991	1	0.160	52.65

**400m Hurdles Men
Semifinal 2/3**
Start Time: 15:56

Rank	Name	Nat	Date of Birth	Lane	Reaction time	Result
1	FLANNERY Niall	GBR	26 APR 1991	4	0.234	50.16 Q
2	KOROKNAI Tibor	HUN	24 JAN 1990	7	0.292	50.31 Q PB
3	GRILLAS Hugo	FRA	28 FEB 1989	6	0.269	50.45 q
4	GIEHL Tobias	GER	25 JUL 1991	3	0.188	50.56 PB
5	PANIZZA Giacomo	ITA	30 JUL 1989	5	0.241	51.31
6	BRYLINSKI Robert	POL	2 APR 1991	8	0.198	51.77
7	BYRNE Paul	IRL	18 APR 1990	1	0.239	51.93
8	MANAOUI Karim	SUI	4 MAY 1989	2	0.188	51.97

INTERNET Service: www.european-athletics.org
Timing, Measurement & Data Service by  OMEGA

printed at FRI 15 JUL 2011 20:10

Page 9 of 27

Results

400m Hurdles Men
Semifinal 3/3
Start Time: 16:02

Rank	Name	Nat	Date of Birth	Lane	Reaction time	Result
1	BEKRIC Emir	SRB	14 MAR 1991	5	0.239	50.41 Q
2	GREEN Jack	GBR	6 OCT 1991	4	0.216	50.86 Q
3	TESLENKO Denys	UKR	18 APR 1989	6	0.253	51.09
4	PIETRZAK Michal	POL	3 APR 1989	7	0.286	51.76
5	HUSSEIN Kariem	SUI	1 APR 1989	2	0.204	52.55
6	YAKAULEU Mikita	BLR	6 JAN 1989	3	0.226	52.59
7	HEIMANN Christian	GER	15 NOV 1991	8	0.220	52.69
8	GALLINA Andrea	ITA	2 APR 1989	1	0.180	53.41

Qualified: First 2 in each heat (Q) and 2 best performers (q) advance to the Final

High Jump Men
Qualification
Start Time: 10:30

Rank	Name	Nat	Date of Birth	Order	Result
1	BONDARENKO Bohdan	UKR	30 AUG 1989	9	2.14 q
1	KIECANA Szymon	POL	26 MAR 1989	3	2.14 q
1	MUDROV Sergey	RUS	8 SEP 1990	1	2.14 q
4	FOROUGHI Kourosh	IRL	14 AUG 1990	6	2.14 q
4	RUTKOWSKI Jaroslaw	POL	11 AUG 1991	7	2.14 q
6	BIRINCI Serhat	TUR	13 MAY 1990	4	2.11 q
6	FASSINOTTI Marco	ITA	29 APR 1989	7	2.11 q
6	MELON Alen	CRO	25 OCT 1991	2	2.11 q
6	SALOMON Michael	FRA	1 JUN 1989	5	2.11 q
10	SANCHO Miguel Ángel	ESP	24 APR 1990	8	2.11 q
11	BUBENIK Matus	SVK	14 NOV 1989	3	2.11 q
12	NAUMOVICH Artsiom	BLR	19 FEB 1991	10	2.11 q
13	NILSEN Kristoffer	NOR	28 MAR 1989	6	2.08
14	SVENSSON Emil	SWE	2 MAY 1989	4	2.08
15	AMELS Douwe	NED	16 SEP 1991	5	2.08
15	SMITH David	GBR	14 JUL 1991	9	2.08
17	BEER Lukas	SVK	23 AUG 1989	1	2.04
17	RUBEL Andriy	UKR	24 MAY 1989	8	2.04
19	NITA Emil	ROU	6 APR 1989	2	2.04

	1.90	1.95	2.00	2.04	2.08	2.11	2.14
1 BONDARENKO Bohdan	-	-	-	-	o	-	o
1 KIECANA Szymon	-	-	o	o	o	o	o
1 MUDROV Sergey	-	-	-	-	o	o	o
4 FOROUGHI Kourosh	-	-	o	o	xo	o	o
4 RUTKOWSKI Jaroslaw	-	-	o	o	o	xo	o
6 BIRINCI Serhat	-	-	o	o	o	o	x
6 FASSINOTTI Marco	-	-	o	-	o	o	x
6 MELON Alen	-	-	o	o	o	o	x
6 SALOMON Michael	-	-	-	o	o	o	x
10 SANCHO M	-	-	o	o	xo	o	x
11 BUBENIK Matus	-	-	o	xo	o	xo	xxx
12 NAUMOVICH Artsiom	-	o	xo	o	o	xxo	x
13 NILSEN Kristoffer	-	-	o	o	o	xxx	
14 SVENSSON Emil	-	-	-	xo	xo	xxx	
15 AMELS Douwe	-	-	-	xo	xxo	xxx	
15 SMITH David	-	-	o	xo	xxo	xxx	
17 BEER Lukas	-	o	o	o	xxx		
17 RUBEL Andriy	-	-	-	o	xxx		
19 NITA Emil	-	o	xo	xxo	xxx		

Results

High Jump Men

Qualification Group A

Start Time: 10:30

Rank	Name	Nat	Date of Birth	Order	Result						
1	MUDROV Sergey	RUS	8 SEP 1990	1		2.14	q				
2	FOROUGH Kourosh	IRL	14 AUG 1990	6		2.14	q				
2	RUTKOWSKI Jaroslaw	POL	11 AUG 1991	7		2.14	q				
4	BUBENIK Matus	SVK	14 NOV 1989	3		2.11	q				
5	SVENSSON Emil	SWE	2 MAY 1989	4		2.08					
6	AMELS Douwe	NED	16 SEP 1991	5		2.08					
6	SMITH David	GBR	14 JUL 1991	9		2.08					
8	RUBEL Andriy	UKR	24 MAY 1989	8		2.04					
9	NITA Emil	ROU	6 APR 1989	2		2.04					
					1.90	1.95	2.00	2.04	2.08	2.11	2.14
1	MUDROV Sergey	-	-	-	-	o	o	o			
2	FOROUGH Kourosh	-	-	o	o	xo	o	o			
2	RUTKOWSKI Jaroslaw	-	-	o	o	o	xo	o			
4	BUBENIK Matus	-	-	o	xo	o	xo	xxx			
5	SVENSSON Emil	-	-	-	xo	xo	xxx				
6	AMELS Douwe	-	-	-	xo	xxo	xxx				
6	SMITH David	-	-	o	xo	xxo	xxx				
8	RUBEL Andriy	-	-	-	o	xxx					
9	NITA Emil	-	o	xo	xxo	xxx					

High Jump Men

Qualification Group B

Start Time: 10:30

Rank	Name	Nat	Date of Birth	Order	Result						
1	BONDARENKO Bohdan	UKR	30 AUG 1989	9		2.14	q				
1	KIECANA Szymon	POL	26 MAR 1989	3		2.14	q				
3	BIRINCI Serhat	TUR	13 MAY 1990	4		2.11	q				
3	FASSINOTTI Marco	ITA	29 APR 1989	7		2.11	q				
3	MELON Alen	CRO	25 OCT 1991	2		2.11	q				
3	SALOMON Michael	FRA	1 JUN 1989	5		2.11	q				
7	SANCHO Miguel Ángel	ESP	24 APR 1990	8		2.11	q				
8	NAUMOVICH Artsiom	BLR	19 FEB 1991	10		2.11	q				
9	NILSEN Kristoffer	NOR	28 MAR 1989	6		2.08					
10	BEER Lukas	SVK	23 AUG 1989	1		2.04					
					1.90	1.95	2.00	2.04	2.08	2.11	2.14
1	BONDARENKO Bohdan	-	-	-	-	o	-	o			
1	KIECANA Szymon	-	-	o	o	o	o	o			
3	BIRINCI Serhat	-	-	o	o	o	o	x			
3	FASSINOTTI Marco	-	-	o	-	o	o	x			
3	MELON Alen	-	-	o	o	o	o	x			
3	SALOMON Michael	-	-	-	o	o	o	x			
7	SANCHO M	-	-	o	o	xo	o	x			
8	NAUMOVICH Artsiom	-	o	xo	o	o	xxo	x			
9	NILSEN Kristoffer	-	-	o	o	o	xxx				
10	BEER Lukas	-	o	o	o	xxx					

Qualified: qualifying perf. 2.20 (Q) or 12 best performers (q) to the advance to the Final

Results


Decathlon
Pole Vault Men - Decathlon
Start Time: 15:15

Rank	Name	Nat	Date of Birth	Order	Result	Points
1	VAN DER PLAETSEN Thomas	BEL	24 DEC 1990	2	5.10	941 PB
2	KNOBEL Jan Felix	GER	16 JAN 1989	8	5.00	910 PB
3	SHKURENEV Ilya	RUS	11 JAN 1991	6	5.00	910
4	CZAPIEWSKI Szymon	POL	19 MAY 1989	4	4.90	880 SB
5	NOLF Cedric	BEL	18 JUN 1989	6	4.90	880 PB
6	LARUSSON Einar Dadi	ISL	10 MAY 1990	1	4.90	880 PB
7	AUZEIL Bastien	FRA	22 OCT 1989	7	4.80	849
8	DUDAŠ Mihail	SRB	15 NOV 1989	10	4.70	819
9	HELCELET Adam Sebastian	CZE	27 OCT 1991	10	4.60	790
10	OLSON Petter	SWE	14 FEB 1991	5	4.60	790
11	LEPIK Hendrik	EST	18 APR 1990	2	4.60	790
12	MIKHAN Eduard	BLR	7 JUN 1989	4	4.60	790 SB
13	DISTELBERGER Dominik	AUT	16 MAR 1990	3	4.50	760
14	KAZMIEREK Kai	GER	28 JAN 1991	9	4.50	760
15	STEFEK Michal	CZE	3 MAY 1991	8	4.40	731
16	NILSSON Marcus	SWE	3 MAY 1991	5	4.30	702
17	GILDE Maximilian	GER	5 JAN 1990	9	4.30	702
18	LELIÉVRE Jérémy	FRA	8 FEB 1991	1	4.30	702 =SB
19	LUKYANENKO Artem	RUS	30 JAN 1990	11	4.00	617
	JORDAN Jonay	ESP	12 MAY 1991	3	NM	0
	KALLEBÄCK David	SWE	14 APR 1989	7	DNS	

		3.40	3.50	3.60	3.70	3.80	3.90	4.00	4.10	4.20	4.30	4.40	4.50	4.60	4.70	4.80	4.90	5.00	5.10	5.20
1	VAN DER PLAETSEN T	-	-	-	-	-	-	-	-	-	-	-	-	-	-	o	-	xxo	o	xxx
2	KNOBEL Jan Felix	-	-	-	-	-	-	-	-	-	-	-	-	-	-	o	o	o	o	xxx
3	SHKURENEV Ilya	-	-	-	-	-	-	-	-	xo	-	o	-	o	o	o	xxo	o	xxx	
4	CZAPIEWSKI Szymon	-	-	-	-	-	-	-	-	-	o	-	o	-	o	xxo	o	xxx		
5	NOLF Cedric	-	-	-	-	-	-	-	-	-	xo	-	o	o	o	xxo	o	xxx		
6	LARUSSON E	-	-	-	-	-	-	-	-	o	-	o	o	o	o	xo	xxo	xxx		
7	AUZEIL Bastien	-	-	-	-	-	-	-	-	-	-	-	-	-	-	o	-	xxx		
8	DUDAŠ Mihail	-	-	-	-	-	-	-	-	o	-	o	xxo	xo	xo	xxx				
9	HELCELET A	-	-	-	-	-	-	-	-	-	o	o	o	o	xxx					
10	OLSON Petter	-	-	-	-	-	-	-	-	-	xo	o	o	xxx						
11	LEPIK Hendrik	-	-	-	-	-	-	-	-	-	-	o	xxo	o	xxx					
12	MIKHAN Eduard	-	-	-	-	-	-	-	-	-	-	o	xo	xxo	xxx					
13	DISTELBERGER D	-	-	-	-	-	-	-	-	-	o	-	xo	xxx						
14	KAZMIEREK Kai	-	-	-	-	-	-	-	-	xxo	o	xxo	xxx							
15	STEFEK Michal	-	-	-	-	-	-	-	-	xxo	o	o	xxx							
16	NILSSON Marcus	-	-	-	-	xo	-	o	o	o	o	xxx								
17	GILDE Maximilian	-	-	-	-	-	-	-	xo	xo	o	xxx								
18	LELIÉVRE Jérémy	-	-	-	-	xo	-	o	-	xxo	o	xxx								
19	LUKYANENKO Artem	-	-	-	-	-	-	o	xxx											
	JORDAN Jonay	-	-	-	-	xxx														
	KALLEBÄCK David	-	-	-	-															

Decathlon
Pole Vault Men - Decathlon Group A
Start Time: 15:15

Rank	Name	Nat	Date of Birth	Order	Result	Points
1	VAN DER PLAETSEN Thomas	BEL	24 DEC 1990	2	5.10	941 PB
2	KNOBEL Jan Felix	GER	16 JAN 1989	8	5.00	910 PB
3	SHKURENEV Ilya	RUS	11 JAN 1991	6	5.00	910
4	CZAPIEWSKI Szymon	POL	19 MAY 1989	4	4.90	880 SB
5	LARUSSON Einar Dadi	ISL	10 MAY 1990	1	4.90	880 PB
6	AUZEIL Bastien	FRA	22 OCT 1989	7	4.80	849
7	HELCELET Adam Sebastian	CZE	27 OCT 1991	10	4.60	790
8	OLSON Petter	SWE	14 FEB 1991	5	4.60	790
9	DISTELBERGER Dominik	AUT	16 MAR 1990	3	4.50	760
10	KAZMIEREK Kai	GER	28 JAN 1991	9	4.50	760
11	LUKYANENKO Artem	RUS	30 JAN 1990	11	4.00	617

INTERNET Service: www.european-athletics.org
Timing, Measurement & Data Service by  OMEGA

printed at FRI 15 JUL 2011 20:10

Page 12 of 27

Results

Pole Vault Men - Decathlon Group A (cont.)

Pole Vault Men - Decathlon Group A		3.40	3.50	3.60	3.70	3.80	3.90	4.00	4.10	4.20	4.30	4.40	4.50	4.60	4.70	4.80	4.90	5.00	5.10	5.20
1	VAN DER PLAETSEN T	-	-	-	-	-	-	-	-	-	-	-	-	-	o	-	xxo	o	xxx	
2	KNOBEL Jan Felix	-	-	-	-	-	-	-	-	-	-	-	-	o	-	o	o	o	xxx	
3	SHKURENEV Ilya	-	-	-	-	-	-	-	-	xo	-	o	-	o	o	o	xxo	o	xxx	
4	CZAPIEWSKI Szymon	-	-	-	-	-	-	-	-	-	-	-	o	-	-	xxo	o	xxx		
5	LARUSSON E	-	-	-	-	-	-	-	-	o	-	o	o	o	o	xxo	xxo	xxx		
6	AUZEIL Bastien	-	-	-	-	-	-	-	-	-	-	-	-	o	-	-	-	xxx		
7	HELCELET A	-	-	-	-	-	-	-	-	-	o	o	o	o	xxx	-	-	xxx		
8	OLSON Petter	-	-	-	-	-	-	-	-	-	xo	o	o	xxx	-	-	-	-	-	-
9	DISTELBERGER D	-	-	-	-	-	-	-	-	-	o	-	xo	xxx	-	-	-	-	-	-
10	KAZMIEREK Kai	-	-	-	-	-	-	-	-	xxo	o	xxo	xxo	xxx	-	-	-	-	-	-
11	LUKYANENKO Artem	-	-	-	-	-	-	o	xxx	-	-	-	-	-	-	-	-	-	-	-

Decathlon

Pole Vault Men - Decathlon Group B Start Time: 15:15

Rank	Name	Nat	Date of Birth	Order	Result	Points
1	NOLF Cedric	BEL	18 JUN 1989	6	4.90	880 PB
2	DUDAŠ Mihail	SRB	15 NOV 1989	10	4.70	819
3	LEPIK Hendrik	EST	18 APR 1990	2	4.60	790
4	MIKHAN Eduard	BLR	7 JUN 1989	4	4.60	790 SB
5	STEFEK Michal	CZE	3 MAY 1991	8	4.40	731
6	NILSSON Marcus	SWE	3 MAY 1991	5	4.30	702
7	GILDE Maximilian	GER	5 JAN 1990	9	4.30	702
8	LELIÈVRE Jérémy	FRA	8 FEB 1991	1	4.30	702 =SB
	JORDAN Jonay	ESP	12 MAY 1991	3	NM	0
	KALLEBÄCK David	SWE	14 APR 1989	7	DNS	

		3.40	3.50	3.60	3.70	3.80	3.90	4.00	4.10	4.20	4.30	4.40	4.50	4.60	4.70	4.80	4.90	5.00
1	NOLF Cedric	-	-	-	-	-	-	-	-	-	xo	-	o	o	o	xxo	o	xxx
2	DUDAŠ Mihail	-	-	-	-	-	-	-	-	o	-	o	xxo	xo	xo	xxx	-	-
3	LEPIK Hendrik	-	-	-	-	-	-	-	-	-	-	o	xxo	o	xxx	-	-	
4	MIKHAN Eduard	-	-	-	-	-	-	-	-	-	-	o	xo	xxo	xxx	-	-	
5	STEFEK Michal	-	-	-	-	-	-	-	-	xxo	o	o	xxx	-	-	-	-	
6	NILSSON Marcus	-	-	-	-	xo	-	o	o	o	o	xxx	-	-	-	-	-	
7	GILDE Maximilian	-	-	-	-	-	-	-	xo	xo	o	xxx	-	-	-	-	-	
8	LELIÈVRE Jérémy	-	-	-	-	xo	-	o	-	xxo	o	xxx	-	-	-	-	-	
	JORDAN Jonay	-	-	-	xxx	-	-	-	-	-	-	-	-	-	-	-	-	-
	KALLEBÄCK David	-	-	-	-	-	-	-	-	-	-	-	-	-	-	-	-	-

Long Jump Men

Final Start Time: 18:20

Rank	Name	Nat	Date of Birth	Order	Result
1	MENKOV Aleksandr	RUS	7 DEC 1990	7	8.08
2	CHUVA Marcos	POR	8 AUG 1989	4	7.94
3	VICTORIN Guillaume	FRA	26 MAY 1990	8	7.86 PB
4	AUCYNA Darius	LTU	7 MAY 1989	3	7.81
5	MISANS Elvijs	LAT	4 AUG 1989	6	7.72
6	OLLIKAINEN Roni	FIN	27 AUG 1990	2	7.71
7	CAMARA Alyn	GER	31 MAR 1989	10	7.71
8	CÁCERES Eusebio	ESP	10 SEP 1991	11	7.64
9	HUET Olivier	FRA	11 FEB 1989	12	7.57
10	STEMPNICK Nicolas	BEL	1 FEB 1989	9	7.54
11	PODGÓRSKI Konrad	POL	1 JUN 1989	1	7.47
12	VADEIKIS Marius	LTU	2 AUG 1989	5	7.44

Results

Final (cont.)

Final		1	2	3	4	5	6
1	MENKOV Aleksandr	7.36 (+0.2)	7.90 (+1.5)	7.96 (+0.7)	8.08 (+0.1)	x (+0.4)	x (0.0)
2	CHUVA Marcos	7.60 (+1.2)	7.94 (+0.6)	x (+1.7)	7.53 (+0.2)	7.66 (+0.7)	7.67 (+0.3)
3	VICTORIN Guillaume	x	7.86 (+1.8)	x (+1.0)	7.45 (+0.6)	7.59 (+0.8)	6.96 (+0.8)
4	AUCYNA Darius	7.77 (+1.7)	7.81 (+1.0)	7.80 (+1.6)	7.25 (+0.6)	x (+0.1)	x (+0.4)
5	MISANS Elvijs	x	x (+0.8)	7.62 (+0.2)	7.72 (+0.1)	x (+0.4)	7.69 (+0.6)
6	OLLIKAINEN Roni	7.62 (+0.9)	7.60 (0.0)	7.23 (+0.4)	7.71 (+0.6)	7.58 (+0.4)	7.52 (-0.1)
7	CAMARA Alyn	x (+0.6)	x (+0.5)	7.71 (+0.6)	5.06 (+0.3)	4.26 (+0.2)	x (0.0)
8	CÁCERES Eusebio	x (+0.3)	7.64 (+1.1)	x (+0.1)	x (0.0)	x (+0.5)	x (+0.2)
9	HUET Olivier	7.55 (+0.2)	x (+1.2)	7.57 (+0.2)			
10	STEMPNICK Nicolas	7.54 (+0.6)	x (+1.2)	7.49 (+0.2)			
11	PODGÓRSKI Konrad	x (+1.1)	7.47 (+0.8)	x (+0.2)			
12	VADEIKIS Marius	7.43 (+1.4)	x (+0.4)	7.44 (+0.9)			

Decathlon

Discus Men - Decathlon

Start Time: 12:15

Rank	Name	Nat	Date of Birth	Order	Result	Points
1	KNOBEL Jan Felix	GER	16 JAN 1989	6	49.09	851 PB
2	MIKHAN Eduard	BLR	7 JUN 1989	8	44.54	757
3	DUDAŠ Mihail	SRB	15 NOV 1989	1	43.67	740
4	SHKURENEV Ilya	RUS	11 JAN 1991	2	42.55	717 SB
5	NILSSON Marcus	SWE	3 MAY 1991	7	42.52	716 PB
6	NOLF Cedric	BEL	18 JUN 1989	10	41.60	697
7	LELIÉVRE Jérémy	FRA	8 FEB 1991	5	41.35	692 PB
8	AUZEIL Bastien	FRA	22 OCT 1989	8	40.76	680
9	OLSON Petter	SWE	14 FEB 1991	11	40.54	676 PB
10	CZAPIEWSKI Szymon	POL	19 MAY 1989	9	39.73	659
11	JORDAN Jonay	ESP	12 MAY 1991	4	39.67	658 PB
12	DISTELBERGER Dominik	AUT	16 MAR 1990	5	39.03	645
13	LUKYANENKO Artem	RUS	30 JAN 1990	3	38.73	639
14	GILDE Maximilian	GER	5 JAN 1990	4	38.17	627
15	HELCELET Adam Sebastian	CZE	27 OCT 1991	1	37.77	619
16	VAN DER PLAETSEN Thomas	BEL	24 DEC 1990	3	37.73	619 PB
17	LEPIK Hendrik	EST	18 APR 1990	7	37.43	613
18	KAZMIEREK Kai	GER	28 JAN 1991	2	37.42	612
19	LARUSSON Einar Dadi	ISL	10 MAY 1990	9	36.12	586
20	STEFEK Michal	CZE	3 MAY 1991	6	35.47	573
	KALLEBÄCK David	SWE	14 APR 1989	10	DNS	

	1	2	3
1	KNOBEL Jan Felix	49.09	x
2	MIKHAN Eduard	40.90	44.54
3	DUDAŠ Mihail	43.23	43.67
4	SHKURENEV Ilya	40.48	40.97
5	NILSSON Marcus	41.30	x
6	NOLF Cedric	39.96	37.44
7	LELIÉVRE Jérémy	40.55	41.35
8	AUZEIL Bastien	40.76	x
9	OLSON Petter	40.54	37.66
10	CZAPIEWSKI Szymon	31.77	39.73
11	JORDAN Jonay	38.54	x
12	DISTELBERGER D	39.03	x
13	LUKYANENKO Artem	x	37.19
14	GILDE Maximilian	38.17	36.93
15	HELCELET A	37.77	x
16	VAN DER PLAETSEN T	x	37.73
17	LEPIK Hendrik	37.43	x
18	KAZMIEREK Kai	x	37.42
19	LARUSSON E	33.63	31.90
20	STEFEK Michal	35.47	33.67
	KALLEBÄCK David		x

Results

Decathlon
Discus Men - Decathlon Group A
Start Time: 12:15

Rank	Name	Nat	Date of Birth	Order	Result	Points
1	MIKHAN Eduard	BLR	7 JUN 1989	8	44.54	757
2	DUDAŠ Mihail	SRB	15 NOV 1989	1	43.67	740
3	NOLF Cedric	BEL	18 JUN 1989	10	41.60	697
4	JORDAN Jonay	ESP	12 MAY 1991	4	39.67	658 PB
5	DISTELBERGER Dominik	AUT	16 MAR 1990	5	39.03	645
6	VAN DER PLAETSEN Thomas	BEL	24 DEC 1990	3	37.73	619 PB
7	LEPIK Hendrik	EST	18 APR 1990	7	37.43	613
8	KAZMIEREK Kai	GER	28 JAN 1991	2	37.42	612
9	LARUSSON Einar Dadi	ISL	10 MAY 1990	9	36.12	586
10	STEFEK Michal	CZE	3 MAY 1991	6	35.47	573

	1	2	3
1	MIKHAN Eduard 40.90	44.54	42.65
2	DUDAŠ Mihail 43.23	43.67	43.19
3	NOLF Cedric 39.96	37.44	41.60
4	JORDAN Jonay 38.54	x	39.67
5	DISTELBERGER D 39.03	x	x
6	VAN DER PLAETSEN T x	37.73	x
7	LEPIK Hendrik 37.43	x	36.93
8	KAZMIEREK Kai x	37.42	x
9	LARUSSON E 33.63	31.90	36.12
10	STEFEK Michal 35.47	33.67	x

Decathlon
Discus Men - Decathlon Group B
Start Time: 13:15

Rank	Name	Nat	Date of Birth	Order	Result	Points
1	KNOBEL Jan Felix	GER	16 JAN 1989	6	49.09	851 PB
2	SHKURENEV Ilya	RUS	11 JAN 1991	2	42.55	717 SB
3	NILSSON Marcus	SWE	3 MAY 1991	7	42.52	716 PB
4	LELIÈVRE Jérémy	FRA	8 FEB 1991	5	41.35	692 PB
5	AUZEIL Bastien	FRA	22 OCT 1989	8	40.76	680
6	OLSON Petter	SWE	14 FEB 1991	11	40.54	676 PB
7	CZAPIEWSKI Szymon	POL	19 MAY 1989	9	39.73	659
8	LUKYANENKO Artem	RUS	30 JAN 1990	3	38.73	639
9	GILDE Maximilian	GER	5 JAN 1990	4	38.17	627
10	HELCELET Adam Sebastian	CZE	27 OCT 1991	1	37.77	619
	KALLEBÄCK David	SWE	14 APR 1989	10	DNS	

	1	2	3
1	KNOBEL Jan Felix 49.09	x	x
2	SHKURENEV Ilya 40.48	40.97	42.55
3	NILSSON Marcus 41.30	x	42.52
4	LELIÈVRE Jérémy 40.55	41.35	40.60
5	AUZEIL Bastien 40.76	x	40.56
6	OLSON Petter 40.54	37.66	40.44
7	CZAPIEWSKI Szymon 31.77	39.73	39.34
8	LUKYANENKO Artem x	37.19	38.73
9	GILDE Maximilian 38.17	36.93	x
10	HELCELET A 37.77	x	x
	KALLEBÄCK David		

Results

Decathlon
Javelin Men - Decathlon
Start Time: 17:30

Rank	Name	Nat	Date of Birth	Order	Result	Points
1	KNOBEL Jan Felix	GER	16 JAN 1989	3	70.64	899
2	NOLF Cedric	BEL	18 JUN 1989	6	65.70	824
3	GILDE Maximilian	GER	5 JAN 1990	7	65.23	817 PB
4	VAN DER PLAETSEN Thomas	BEL	24 DEC 1990	4	63.57	792 PB
5	HELCELET Adam Sebastian	CZE	27 OCT 1991	2	61.21	756 PB
6	NILSSON Marcus	SWE	3 MAY 1991	1	59.07	724
7	SHKURENEV Ilya	RUS	11 JAN 1991	10	59.01	723 PB
8	DUDAŠ Mihail	SRB	15 NOV 1989	8	58.58	716 PB
9	MIKHAN Eduard	BLR	7 JUN 1989	1	57.10	694 PB
10	STEFEK Michal	CZE	3 MAY 1991	6	55.68	673
11	LUKYANENKO Artem	RUS	30 JAN 1990	3	55.46	670 PB
12	KAZMIEREK Kai	GER	28 JAN 1991	9	54.06	649 SB
13	DISTELBERGER Dominik	AUT	16 MAR 1990	10	52.21	621 SB
14	OLSON Petter	SWE	14 FEB 1991	5	50.66	598
15	AUZEIL Bastien	FRA	22 OCT 1989	9	50.45	595
16	JORDAN Jonay	ESP	12 MAY 1991	8	50.08	590 PB
17	LELIÉVRE Jérémy	FRA	8 FEB 1991	4	49.90	587
18	CZAPIEWSKI Szymon	POL	19 MAY 1989	2	49.00	574
19	LARUSSON Einar Dadi	ISL	10 MAY 1990	5	47.57	553
20	LEPIK Hendrik	EST	18 APR 1990	7	46.39	535

	1	2	3	
1	KNOBEL Jan Felix	70.64	x	69.46
2	NOLF Cedric	65.60	61.12	65.70
3	GILDE Maximilian	64.72	65.23	59.31
4	VAN DER PLAETSEN T	63.57	60.80	62.15
5	HELCELET A	51.51	x	61.21
6	NILSSON Marcus	54.92	54.69	59.07
7	SHKURENEV Ilya	56.79	58.70	59.01
8	DUDAŠ Mihail	55.79	54.89	58.58
9	MIKHAN Eduard	53.71	57.10	55.60
10	STEFEK Michal	x	55.68	52.33
11	LUKYANENKO Artem	54.93	55.46	51.87
12	KAZMIEREK Kai	54.06	50.93	52.75
13	DISTELBERGER D	52.21	52.18	49.17
14	OLSON Petter	49.68	46.41	50.66
15	AUZEIL Bastien	x	50.45	x
16	JORDAN Jonay	49.86	50.08	48.29
17	LELIÉVRE Jérémy	47.49	48.91	49.90
18	CZAPIEWSKI Szymon	48.57	49.00	48.39
19	LARUSSON E	47.46	45.11	47.57
20	LEPIK Hendrik	46.39	x	43.29

Decathlon
Javelin Men - Decathlon Group A
Start Time: 17:30

Rank	Name	Nat	Date of Birth	Order	Result	Points
1	GILDE Maximilian	GER	5 JAN 1990	7	65.23	817 PB
2	HELCELET Adam Sebastian	CZE	27 OCT 1991	2	61.21	756 PB
3	NILSSON Marcus	SWE	3 MAY 1991	1	59.07	724
4	STEFEK Michal	CZE	3 MAY 1991	6	55.68	673
5	LUKYANENKO Artem	RUS	30 JAN 1990	3	55.46	670 PB
6	KAZMIEREK Kai	GER	28 JAN 1991	9	54.06	649 SB
7	DISTELBERGER Dominik	AUT	16 MAR 1990	10	52.21	621 SB
8	OLSON Petter	SWE	14 FEB 1991	5	50.66	598
9	JORDAN Jonay	ESP	12 MAY 1991	8	50.08	590 PB
10	LELIÉVRE Jérémy	FRA	8 FEB 1991	4	49.90	587

Results

Javelin Men - Decathlon Group A (cont.)

Javelin Men - Decathlon Group A			1	2	3
1	GILDE Maximilian		64.72	65.23	59.31
2	HELCELET A		51.51	x	61.21
3	NILSSON Marcus		54.92	54.69	59.07
4	STEFEK Michal		x	55.68	52.33
5	LUKYANENKO Artem		54.93	55.46	51.87
6	KAZMIEREK Kai		54.06	50.93	52.75
7	DISTELBERGER D		52.21	52.18	49.17
8	OLSON Petter		49.68	46.41	50.66
9	JORDAN Jonay		49.86	50.08	48.29
10	LELIEVRE Jérémy		47.49	48.91	49.90

Decathlon

Javelin Men - Decathlon Group B

Start Time: 18:30

Rank	Name	Nat	Date of Birth	Order	Result	Points
1	KNOBEL Jan Felix	GER	16 JAN 1989	3	70.64	899
2	NOLF Cedric	BEL	18 JUN 1989	6	65.70	824
3	VAN DER PLAETSEN Thomas	BEL	24 DEC 1990	4	63.57	792 PB
4	SHKURENEV Ilya	RUS	11 JAN 1991	10	59.01	723 PB
5	DUDAŠ Mihail	SRB	15 NOV 1989	8	58.58	716 PB
6	MIKHAN Eduard	BLR	7 JUN 1989	1	57.10	694 PB
7	AUZEIL Bastien	FRA	22 OCT 1989	9	50.45	595
8	CZAPIEWSKI Szymon	POL	19 MAY 1989	2	49.00	574
9	LARUSSON Einar Dadi	ISL	10 MAY 1990	5	47.57	553
10	LEPIK Hendrik	EST	18 APR 1990	7	46.39	535

1			2	3
1	KNOBEL Jan Felix	70.64	x	69.46
2	NOLF Cedric	65.60	61.12	65.70
3	VAN DER PLAETSEN T	63.57	60.80	62.15
4	SHKURENEV Ilya	56.79	58.70	59.01
5	DUDAŠ Mihail	55.79	54.89	58.58
6	MIKHAN Eduard	53.71	57.10	55.60
7	AUZEIL Bastien	x	50.45	x
8	CZAPIEWSKI Szymon	48.57	49.00	48.39
9	LARUSSON E	47.46	45.11	47.57
10	LEPIK Hendrik	46.39	x	43.29

100m Women

Final

Start Time: 16:10

Wind: -1.7 m/s

Rank	Name	Nat	Date of Birth	Lane	Reaction time	Result
1	OGRAZEANU Andreea	ROU	24 MAR 1990	6	0.193	11.65
2	PIZHANKOVA Darya	UKR	9 JAN 1990	5	0.190	11.69
3	GÜNTHER Leena	GER	16 APR 1991	7	0.193	11.75
4	KIELBASINSKA Anna	POL	26 JUN 1990	3	0.162	11.77
5	GAYDU Émilie	FRA	5 FEB 1989	8	0.182	11.79
6	PYATACHENKO Viktoriya	UKR	7 MAY 1989	4	0.182	11.90
7	FILATOVA Yekaterina	RUS	11 AUG 1989	2	0.190	12.01
8	SAINT-MARC Jessie	FRA	16 JUL 1991	1	0.164	32.85

Results
200m Women
Round 1
Start Time: 18:25


Rank	Name	Nat	Date of Birth	Lane	Result
1	HJELMER Moa	SWE	19 JUN 1990	5	23.62 Q SB
2	GASSER Jacqueline	SUI	23 FEB 1990	7	23.64 Q PB
3	OGRAZEANU Andreea	ROU	24 MAR 1990	4	23.79 Q
4	KIELBASINSKA Anna	POL	26 JUN 1990	6	23.86 Q
4	PANTELEYEVA Marina	RUS	16 MAY 1989	5	23.86 Q
6	HAGEN Anouk	NED	30 APR 1990	3	23.87 Q
7	VASELL Kadene	NED	29 JAN 1989	6	23.95 q
8	DIAMOND Emily	GBR	11 JUN 1991	5	23.96 Q
9	PIZHANKOVA Darya	UKR	9 JAN 1990	6	24.01 Q
10	DOPHEIDE Marit	NED	28 DEC 1990	3	24.02 Q
11	OPON Martyna	POL	12 SEP 1991	3	24.08 Q
12	GAYDU Émilie	FRA	5 FEB 1989	4	24.10 Q
13	AMIDEI Martina	ITA	8 APR 1991	6	24.11 q
14	WHELAN Niamh	IRL	26 JUL 1990	3	24.13 q
15	GOUJON Sarah	FRA	11 SEP 1990	4	24.23 q
16	GARCÍA Estela	ESP	20 MAR 1989	2	24.26 Q
17	LEPSKA Ulyana	UKR	9 OCT 1991	4	24.28
18	REBERNIK Liona	SLO	28 NOV 1991	8	24.39
19	PAPAIOANNOU Ramona	CYP	15 JUN 1989	8	24.41
20	FURUNDARENA Alazne	ESP	19 SEP 1989	2	24.47
21	CALYDON Cornnelly	FRA	24 JUL 1989	5	24.48
22	PEDZIWIATR Milena	POL	25 OCT 1989	2	24.57
23	SLANINOVÁ Jana	CZE	16 JUL 1990	7	24.61
24	D'ANGELO Michaela	ITA	9 SEP 1989	7	24.67
25	KRSAKOVA Lenka	SVK	22 FEB 1991	8	24.69
26	MALINAUSKAITE Silvestra	LTU	21 MAR 1990	2	24.93
27	BORG Diane	MLT	12 SEP 1990	7	25.12
	AKINYEMI Folake	NOR	31 MAR 1990	8	DNS

200m Women
Round 1 Heat 1/4
Start Time: 18:25
Wind: -2.1 m/s

Rank	Name	Nat	Date of Birth	Lane	Reaction time	Result
1	HJELMER Moa	SWE	19 JUN 1990	5	0.167	23.62 Q SB
2	PIZHANKOVA Darya	UKR	9 JAN 1990	6	0.190	24.01 Q
3	OPON Martyna	POL	12 SEP 1991	3	0.194	24.08 Q
4	GOUJON Sarah	FRA	11 SEP 1990	4	0.208	24.23 q
5	PAPAIOANNOU Ramona	CYP	15 JUN 1989	8	0.179	24.41
6	D'ANGELO Michaela	ITA	9 SEP 1989	7	0.230	24.67
7	MALINAUSKAITE Silvestra	LTU	21 MAR 1990	2	0.171	24.93

200m Women
Round 1 Heat 2/4
Start Time: 18:31
Wind: 0.0 m/s

Rank	Name	Nat	Date of Birth	Lane	Reaction time	Result
1	GASSER Jacqueline	SUI	23 FEB 1990	7	0.209	23.64 Q PB
2	OGRAZEANU Andreea	ROU	24 MAR 1990	4	0.206	23.79 Q
3	PANTELEYEVA Marina	RUS	16 MAY 1989	5	0.194	23.86 Q
4	VASELL Kadene	NED	29 JAN 1989	6	0.205	23.95 q
5	WHELAN Niamh	IRL	26 JUL 1990	3	0.149	24.13 q
6	PEDZIWIATR Milena	POL	25 OCT 1989	2	0.217	24.57
7	KRSAKOVA Lenka	SVK	22 FEB 1991	8	0.181	24.69

INTERNET Service: www.european-athletics.org
Timing, Measurement & Data Service by  OMEGA

printed at FRI 15 JUL 2011 20:10

Page 18 of 27

Results
200m Women
Round 1 Heat 3/4
Start Time: 18:37
Wind: -1.8 m/s

Rank	Name	Nat	Date of Birth	Lane	Reaction time	Result
1	KIELBASINSKA Anna	POL	26 JUN 1990	6	0.198	23.86 Q
2	DOPHEIDE Marit	NED	28 DEC 1990	3	0.154	24.02 Q
3	GARCÍA Estela	ESP	20 MAR 1989	2	0.214	24.26 Q
4	LEPSKA Ulyana	UKR	9 OCT 1991	4	0.222	24.28
5	REBERNIK Liona	SLO	28 NOV 1991	8	0.183	24.39
6	CALYDON Cornnelly	FRA	24 JUL 1989	5	0.212	24.48
7	BORG Diane	MLT	12 SEP 1990	7	0.157	25.12

200m Women
Round 1 Heat 4/4
Start Time: 18:43
Wind: -1.4 m/s

Rank	Name	Nat	Date of Birth	Lane	Reaction time	Result
1	HAGEN Anouk	NED	30 APR 1990	3	0.162	23.87 Q
2	DIAMOND Emily	GBR	11 JUN 1991	5	0.186	23.96 Q
3	GAYDU Émilie	FRA	5 FEB 1989	4	0.223	24.10 Q
4	AMIDEI Martina	ITA	8 APR 1991	6	0.149	24.11 q
5	FURUNDARENA Alazne	ESP	19 SEP 1989	2	0.207	24.47
6	SLANINOVÁ Jana	CZE	16 JUL 1990	7	0.178	24.61
	AKINYEMI Folake	NOR	31 MAR 1990	8		DNS

Qualified: First 3 in each heat (Q) and 4 best performers (q) advance to the Semifinals

800m Women
Final
Start Time: 16:40

Rank	Name	Nat	Date of Birth	Lane	Result
1	ARZHAKOVA Yelena	RUS	8 SEP 1989	6	1:59.41 PB
2	AYDIN Merve	TUR	17 MAR 1990	7	2:00.46 SB
3	SHARP Lynsey	GBR	11 JUL 1990	5	2:00.65 PB
4	BULANOVA Alexandra	RUS	10 JUN 1989	3	2:01.40
5	KESSELRING Anne	GER	4 DEC 1989	4	2:02.97
6	BÜCHEL Selina	SUI	26 JUL 1991	2	2:04.25 PB
7	BRONIATOWSKA Katarzyna	POL	22 FEB 1990	1	2:04.62
8	LAVRIC Mirela	ROU	17 FEB 1991	8	2:12.99

Intermediate times:

 400m 58.61
 600m 1:28.45

 ARZHAKOVA Yelena (RUS)
 ARZHAKOVA Yelena (RUS)

Results


10000m Women
Final
Start Time: 17:20

Rank	Name	Nat	Date of Birth	Order	Result	
1	ABDULLAYEVA Layesh	AZE	29 MAY 1991	13	32:18.05	CR
2	KOVALENKO Lyudmyla	UKR	26 JUN 1989	7	33:35.36	
3	RIBEIRO Catarina	POR	31 MAY 1990	10	34:10.39	PB
4	HAHNER Lisa	GER	20 NOV 1989	9	34:12.05	PB
5	REBOULI Ourania	GRE	16 MAY 1989	14	34:15.15	PB
6	MATOSEVIC Matea	CRO	14 MAR 1989	11	34:28.94	NR
7	ROCHA Carla Salomé	POR	25 APR 1990	6	34:46.29	
8	MALEVICH Volha	BLR	14 APR 1989	4	34:46.79	PB
9	HAUERT Céline	SUI	12 JAN 1989	16	35:20.38	PB
10	CHYDENIUS Nina	FIN	28 JAN 1990	1	35:22.59	PB
11	TIYOURI Maor	ISR	13 AUG 1990	15	35:41.03	PB
12	WASZAK Karolina	POL	10 JAN 1989	8	35:50.11	
13	EBERHART Tanja	AUT	11 DEC 1989	2	36:15.09	
14	TAVÉ Jennifer	FRA	1 AUG 1990	5	36:33.13	
	ERDOGAN Meryem	TUR	24 APR 1990	3	DNF	
	KRÖCKERT Christina	GER	23 MAR 1989	12	DQ	R 163.6

Intermediate times:	1000m	3:35.74	TIYOURI Maor (ISR)
	2000m	7:05.66	TIYOURI Maor (ISR)
	3000m	10:22.56	ABDULLAYEVA Layesh (AZE)
	4000m	13:40.73	ABDULLAYEVA Layesh (AZE)
	5000m	16:45.36	ABDULLAYEVA Layesh (AZE)
	6000m	19:52.32	ABDULLAYEVA Layesh (AZE)
	7000m	22:56.00	ABDULLAYEVA Layesh (AZE)
	8000m	26:03.92	ABDULLAYEVA Layesh (AZE)
	9000m	29:11.92	ABDULLAYEVA Layesh (AZE)

Pole Vault Women
Qualification
Start Time: 10:10

Rank	Name	Nat	Date of Birth	Order	Result	
1	BLEASDALE Holly	GBR	2 NOV 1991	10	4.15	q
1	ROLOFF Annika	GER	10 MAR 1991	10	4.15	q
3	SCHMID Anna Katharina	SUI	2 DEC 1989	11	4.15	q
3	STEFANÍDI Ekateríni	GRE	4 FEB 1990	3	4.15	q
5	BENECCHI Giorgia	ITA	9 JUL 1989	8	4.15	q
5	SCHILDER Leonie	NED	15 SEP 1990	1	4.15	q
7	GROOT Denise	NED	26 MAY 1990	12	4.15	q
8	SAVCHENKO Anastasiya	RUS	15 NOV 1989	8	4.15	q
9	DAHLSTRÖM Malin	SWE	26 JUN 1989	11	4.15	q
10	VON EYNATTEN Victoria	GER	6 OCT 1991	13	4.15	q
11	MÁNOU Loréla	GRE	20 DEC 1990	5	4.15	q
12	BAUER Katharina	GER	12 JUN 1990	4	4.10	q
13	LOTOUT Marion	FRA	19 NOV 1989	7	4.10	
14	HOLM Caroline Bonde	DEN	19 JUL 1990	5	4.05	
15	ONOFRE Marta	POR	28 JAN 1991	9	3.95	PB
15	POUMARAT Anais	FRA	25 FEB 1989	9	3.95	
17	LECUYOT Hortense	FRA	4 FEB 1989	3	3.95	
18	LAZZARI Alessandra	ITA	4 MAY 1991	2	3.95	
19	FRANCH Carla	ESP	25 OCT 1989	12	3.85	
19	PÄRS Maarja	EST	8 FEB 1990	1	3.85	PB
21	GALLI Miriam	ITA	1991	7	3.85	
22	CASANOVA Marta	ESP	10 JAN 1989	6	3.85	
22	HØGH-PEDERSEN Iben	DEN	14 AUG 1990	4	3.85	
24	IVANOVA Anna	BUL	26 JUN 1990	2	3.85	
25	WILKINSON Claire	IRL	10 FEB 1989	6	3.50	

INTERNET Service: www.european-athletics.org
Timing, Measurement & Data Service by  OMEGA

printed at FRI 15 JUL 2011 20:10

Page 20 of 27

Results

Qualification (cont.)

Qualification		3.50	3.70	3.85	3.95	4.05	4.10	4.15
1	BLEASDALE Holly	-	-	-	-	o	o	o
1	ROLOFF Annika	-	o	-	o	o	o	o
3	SCHMID A	-	-	-	-	xo	o	o
3	STEFANIDI E	-	-	-	-	xo	o	o
5	BENECCHI Giorgia	-	-	o	o	xo	xo	o
5	SCHILDER Leonie	-	-	o	o	o	xxo	o
7	GROOT Denise	-	-	-	xo	xxx	xxo	o
8	SAVCHENKO A	-	-	-	-	o	-	xo
9	DAHLSTRÖM Malin	-	-	-	-	xo	o	xo
10	VON EYNATTEN V	-	-	xo	o	xo	xo	xo
11	MÁNOU Loréla	-	-	xo	xo	o	xo	xxo
12	BAUER Katharina	-	-	-	-	-	xo	xxx
13	LOTOUT Marion	-	-	o	o	o	xxo	xxx
14	HOLM C	-	-	-	-	o	-	xxx
15	ONOFRE Marta	o	o	o	o	xxx	-	-
15	POUMARAT Anais	-	-	o	o	xxx	-	-
17	LECUYOT Hortense	-	xo	xo	o	xxx	-	-
18	LAZZARI Alessandra	o	o	o	xo	xxx	-	-
19	FRANCH Carla	-	o	o	xxx	-	-	-
19	PÄRS Maarja	-	o	o	xxx	-	-	-
21	GALLI Miriam	xo	o	o	xxx	-	-	-
22	CASANOVA Marta	-	o	xo	xxx	-	-	-
22	HØGH-PEDERSEN Iben	-	-	xo	xxx	-	-	-
24	IVANOVA Anna	-	o	xxo	xxx	-	-	-
25	WILKINSON Claire	xo	xxx	-	-	-	-	-

Pole Vault Women

Qualification Group A

Start Time: 10:10

Rank	Name	Nat	Date of Birth	Order	Result
1	ROLOFF Annika	GER	10 MAR 1991	10	4.15 q
2	SCHMID Anna Katharina	SUI	2 DEC 1989	11	4.15 q
2	STEFANIDI Ekaterini	GRE	4 FEB 1990	3	4.15 q
4	BENECCHI Giorgia	ITA	9 JUL 1989	8	4.15 q SB
4	SCHILDER Leonie	NED	15 SEP 1990	1	4.15 q
6	BAUER Katharina	GER	12 JUN 1990	4	4.10 q
7	LOTOUT Marion	FRA	19 NOV 1989	7	4.10
8	HOLM Caroline Bonde	DEN	19 JUL 1990	5	4.05
9	ONOFRE Marta	POR	28 JAN 1991	9	3.95 PB
10	FRANCH Carla	ESP	25 OCT 1989	12	3.85
11	CASANOVA Marta	ESP	10 JAN 1989	6	3.85
12	IVANOVA Anna	BUL	26 JUN 1990	2	3.85

		3.50	3.70	3.85	3.95	4.05	4.10	4.15
1	ROLOFF Annika	-	o	-	o	o	o	o
2	SCHMID A	-	-	-	-	xo	o	o
2	STEFANIDI E	-	-	-	-	xo	o	o
4	BENECCHI Giorgia	-	-	o	o	xo	xo	o
4	SCHILDER Leonie	-	-	o	o	o	xxo	o
6	BAUER Katharina	-	-	-	-	-	xo	xxx
7	LOTOUT Marion	-	-	o	o	o	xxo	xxx
8	HOLM C	-	-	-	-	o	-	xxx
9	ONOFRE Marta	o	o	o	o	xxx	-	-
10	FRANCH Carla	-	o	o	xxx	-	-	-
11	CASANOVA Marta	-	o	xo	xxx	-	-	-
12	IVANOVA Anna	-	o	xxo	xxx	-	-	-

Results

Pole Vault Women
Qualification Group B
Start Time: 10:10

Rank	Name	Nat	Date of Birth	Order	Result
1	BLEASDALE Holly	GBR	2 NOV 1991	10	4.15 q
2	GROOT Denise	NED	26 MAY 1990	12	4.15 q
3	SAVCHENKO Anastasiya	RUS	15 NOV 1989	8	4.15 q
4	DAHLSTRÖM Malin	SWE	26 JUN 1989	11	4.15 q
5	VON EYNATTEN Victoria	GER	6 OCT 1991	13	4.15 q
6	MÁNOU Loréla	GRE	20 DEC 1990	5	4.15 q
7	POUMARAT Anais	FRA	25 FEB 1989	9	3.95
8	LECUYOT Hortense	FRA	4 FEB 1989	3	3.95
9	LAZZARI Alessandra	ITA	4 MAY 1991	2	3.95
10	PÄRS Maarja	EST	8 FEB 1990	1	3.85 PB
11	GALLI Miriam	ITA	1991	7	3.85
12	HØGH-PEDERSEN Iben	DEN	14 AUG 1990	4	3.85
13	WILKINSON Claire	IRL	10 FEB 1989	6	3.50


	3.50	3.70	3.85	3.95	4.05	4.10	4.15
1	BLEASDALE Holly	-	-	-	-	o	o
2	GROOT Denise	-	-	-	xo	xxo	xxo
3	SAVCHENKO A	-	-	-	-	o	-
4	DAHLSTRÖM Malin	-	-	-	-	xo	o
5	VON EYNATTEN V	-	-	xo	o	xo	xo
6	MÁNOU Loréla	-	-	xo	xo	o	xo
7	POUMARAT Anais	-	-	o	o	xxx	-
8	LECUYOT Hortense	-	xo	xo	o	xxx	-
9	LAZZARI Alessandra	o	o	o	xo	xxx	-
10	PÄRS Maarja	-	o	o	xxx	-	-
11	GALLI Miriam	xo	o	o	xxx	-	-
12	HØGH-PEDERSEN Iben	-	-	xo	xxx	-	-
13	WILKINSON Claire	xo	xxx	-	-	-	-

Qualified: qualifying perf. 4.20 (Q) or 12 best performers (q) to the advance to the Final

Triple Jump Women
Final
Start Time: 15:45

Rank	Name	Nat	Date of Birth	Order	Result
1	PAPHRISTOU Paraskeví	GRE	17 APR 1989	2	14.40
2	TOMA Carmen	ROU	28 MAR 1989	11	13.92
3	JAGACIAK Anna	POL	10 FEB 1990	3	13.86
4	ELBE Jenny	GER	18 APR 1990	6	13.73
5	KNYAZHEVA Hanna	UKR	25 SEP 1989	12	13.61
6	D'ELICIO Eleonora	ITA	28 MAY 1989	10	13.57 PB
7	AZPEITIA Maitane	ESP	1 MAR 1989	5	13.47 SB
8	DENYAYEVA Svetlana	RUS	1 APR 1991	7	13.31
9	GRIVA Mara	LAT	4 AUG 1989	9	13.23
10	BIELAWSKA Martyna	POL	15 NOV 1990	1	13.22
11	NOSOVA Jana	LTU	25 AUG 1990	8	12.86 SB
	GIERISCH Kristin	GER	20 AUG 1990	4	DNS

	1	2	3	4	5	6
1	PAPHRISTOU P	14.40 (+1.2)	x (+1.1)	x (+1.1)	13.98 (+1.2)	-
2	TOMA Carmen	x (+1.2)	13.73 (+1.5)	x (0.0)	13.92 (0.0)	x (+0.4)
3	JAGACIAK Anna	13.46 (+1.1)	13.64 (+2.0)	13.67 (+1.0)	13.86 (0.0)	13.75 (-0.1) 11.83 (+0.8)
4	ELBE Jenny	x (+0.8)	13.51 (+1.2)	13.73 (+0.7)	13.49 (+0.6)	13.41 (+1.0) x (+0.9)
5	KNYAZHEVA Hanna	13.61 (+1.1)	13.36 (+2.1)	13.53 (0.0)	x (+1.8)	13.36 (+0.5) 13.22 (+0.5)
6	D'ELICIO Eleonora	13.57 (+1.2)	13.49 (+0.8)	13.24 (0.0)	13.08 (0.0)	x (+1.1) 13.17 (+0.6)
7	AZPEITIA Maitane	13.47 (+0.9)	13.07 (+0.3)	x (+0.9)	x (0.0)	x (+2.0) 12.93 (+0.4)
8	DENYAYEVA Svetlana	13.20 (+1.7)	13.31 (+1.2)	12.89 (0.0)	11.90 (0.0)	13.10 (+1.4) x (0.0)
9	GRIVA Mara	13.03 (+1.1)	13.23 (+1.2)	x (0.0)	-	-
10	BIELAWSKA Martyna	x (+0.1)	12.98 (+0.2)	13.22 (+0.7)	-	-
11	NOSOVA Jana	12.86 (+0.3)	12.66 (+0.6)	12.70 (0.0)	-	-
	GIERISCH Kristin	-	-	-	-	-

INTERNET Service: www.european-athletics.org
Timing, Measurement & Data Service by 

printed at FRI 15 JUL 2011 20:10

Page 22 of 27

Results

Shot Put Women
Qualification
Start Time: 10:00

Rank	Name	Nat	Date of Birth	Order	Result	
1	KLEEBERG Sophie	GER	30 MAY 1990	11	17.39	Q
2	KOLODKO Yevgeniya	RUS	2 JUL 1990	2	16.97	Q
2	MÁRTON Anita	HUN	15 JAN 1989	7	16.97	Q
4	OBLESHCHUK Halyna	UKR	23 FEB 1989	5	16.88	Q
5	GUBA Paulina	POL	14 MAY 1991	4	16.42	Q
6	BOEKELMAN Melissa	NED	11 MAY 1989	1	16.11	Q
7	SVIRIDOVA Olesya	RUS	29 OCT 1989	11	15.91	Q
8	BURKHARDT Samira	GER	9 AUG 1990	6	15.60	Q
9	ZEBROWSKA Magdalena	POL	11 JAN 1991	2	15.49	q
10	MULBJERG Trine	DEN	23 APR 1990	6	15.46	q NR
11	NGOMA Fabienne	FRA	2 FEB 1991	4	14.68	q
12	ZOGOVIĆ Ana	SUI	11 JAN 1989	1	14.63	q
13	KIEL Pamela	NED	9 APR 1991	3	14.59	
14	METSKEYEV Anastasia	ISR	18 JUL 1991	8	14.53	
15	CERVENKOVÁ Markéta	CZE	20 AUG 1991	9	14.51	
16	PEREZ Helena	FRA	13 SEP 1991	5	14.23	
17	KANTANEN Katja	FIN	19 MAY 1991	12	14.23	
18	VIESCA Nazaret	ESP	15 JAN 1989	3	14.15	
19	HUS Spela	SLO	25 DEC 1989	9	14.04	
20	KRISTOFICOVA Ivana	SVK	24 MAY 1990	8	14.02	
21	TREIEL Linda	EST	8 MAY 1991	10	13.93	
22	IANCU Ioana Alexandra	ROU	8 SEP 1991	10	13.93	
23	ÅKERSTRÖM Frida	SWE	29 NOV 1990	7	13.55	

	1	2	3
1	KLEEBERG Sophie	17.39	
2	KOLODKO Yevgeniya	16.97	
2	MÁRTON Anita	16.97	
4	OBLESHCHUK Halyna	16.88	
5	GUBA Paulina	16.42	
6	BOEKELMAN Melissa	16.11	
7	SVIRIDOVA Olesya	15.91	
8	BURKHARDT Samira	15.60	
9	ZEBROWSKA M	14.96	15.15
10	MULBJERG Trine	14.57	14.76
11	NGOMA Fabienne	14.23	14.68
12	ZOGOVIĆ Ana	14.59	14.61
13	KIEL Pamela	14.53	x
14	METSKEYEV Anastasia	14.53	x
15	CERVENKOVÁ Markéta	14.40	14.42
16	PEREZ Helena	14.23	x
17	KANTANEN Katja	14.23	x
18	VIESCA Nazaret	13.99	14.15
19	HUS Spela	x	14.03
20	KRISTOFICOVA Ivana	x	14.02
21	TREIEL L	11.62	13.83
22	IANCU I	13.93	x
23	ÅKERSTRÖM Frida	x	12.72

Results

Shot Put Women
Qualification Group A
Start Time: 10:00

Rank	Name	Nat	Date of Birth	Order	Result
1	OBLESHCHUK Halyna	UKR	23 FEB 1989	5	16.88 Q
2	BOEKELMAN Melissa	NED	11 MAY 1989	1	16.11 Q
3	SVIRIDOVA Olesya	RUS	29 OCT 1989	11	15.91 Q
4	BURKHARDT Samira	GER	9 AUG 1990	6	15.60 Q
5	ZEBROWSKA Magdalena	POL	11 JAN 1991	2	15.49 q
6	NGOMA Fabienne	FRA	2 FEB 1991	4	14.68 q
7	METSKEYEV Anastasia	ISR	18 JUL 1991	8	14.53
8	KANTANEN Katja	FIN	19 MAY 1991	12	14.23
9	VIESCA Nazaret	ESP	15 JAN 1989	3	14.15
10	HUS Spela	SLO	25 DEC 1989	9	14.04
11	IANCU Ioana Alexandra	ROU	8 SEP 1991	10	13.93
12	ÅKERSTRÖM Frida	SWE	29 NOV 1990	7	13.55

1		2		3	
1	OBLESHCHUK Halyna	16.88			
2	BOEKELMAN Melissa	16.11			
3	SVIRIDOVA Olesya	15.91			
4	BURKHARDT Samira	15.60			
5	ZEBROWSKA M	14.96	15.15		15.49
6	NGOMA Fabienne	14.23	14.68		x
7	METSKEYEV Anastasia	14.53	x		x
8	KANTANEN Katja	14.23	x		x
9	VIESCA Nazaret	13.99	14.15		x
10	HUS Spela	x	14.03		14.04
11	IANCU I	13.93	x		x
12	ÅKERSTRÖM Frida	x	12.72		13.55

Shot Put Women
Qualification Group B
Start Time: 10:00

Rank	Name	Nat	Date of Birth	Order	Result
1	KLEEBERG Sophie	GER	30 MAY 1990	11	17.39 Q
2	KOLODKO Yevgeniya	RUS	2 JUL 1990	2	16.97 Q
2	MÁRTON Anita	HUN	15 JAN 1989	7	16.97 Q
4	GUBA Paulina	POL	14 MAY 1991	4	16.42 Q
5	MULBJERG Trine	DEN	23 APR 1990	6	15.46 q NR
6	ZOGOVIĆ Ana	SUI	11 JAN 1989	1	14.63 q
7	KIEL Pamela	NED	9 APR 1991	3	14.59
8	CERVENKOVÁ Markéta	CZE	20 AUG 1991	9	14.51
9	PEREZ Helena	FRA	13 SEP 1991	5	14.23
10	KRISTOFICOVA Ivana	SVK	24 MAY 1990	8	14.02
11	TREIEL Linda	EST	8 MAY 1991	10	13.93

1		2		3	
1	KLEEBERG Sophie	17.39			
2	KOLODKO Yevgeniya	16.97			
2	MÁRTON Anita	16.97			
4	GUBA Paulina	16.42			
5	MULBJERG Trine	14.57	14.76		15.46
6	ZOGOVIĆ Ana	14.59	14.61		14.63
7	KIEL Pamela	14.53	x		14.59
8	CERVENKOVÁ Markéta	14.40	14.42		14.51
9	PEREZ Helena	14.23	x		13.92
10	KRISTOFICOVA Ivana	x	14.02		13.44
11	TREIEL L	11.62	13.83		13.93

Qualified: qualifying perf. 15.50 (Q) or 12 best performers (q) to the advance to the Final

Results

Shot Put Women
Final **Start Time: 17:35**

Rank	Name	Nat	Date of Birth	Order	Result
1	KOLODKO Yevgeniya	RUS	2 JUL 1990	5	18.87
2	KLEEBERG Sophie	GER	30 MAY 1990	2	17.92
3	BOEKELMAN Melissa	NED	11 MAY 1989	3	17.88
4	GUBA Paulina	POL	14 MAY 1991	4	17.17
5	MÁRTON Anita	HUN	15 JAN 1989	7	17.09
6	OBLESHCHUK Halyna	UKR	23 FEB 1989	6	16.87
7	SVIRIDOVA Olesya	RUS	29 OCT 1989	10	16.81
8	BURKHARDT Samira	GER	9 AUG 1990	8	16.38
9	ZEBROWSKA Magdalena	POL	11 JAN 1991	9	15.09
10	NGOMA Fabienne	FRA	2 FEB 1991	1	14.17
11	MULBJERG Trine	DEN	23 APR 1990	11	14.05
12	ZOGOVIĆ Ana	SUI	11 JAN 1989	12	13.29

	1	2	3	4	5	6	
1	KOLODKO Yevgeniya	17.10	18.22	17.83	x	18.84	18.87
2	KLEEBERG Sophie	16.48	17.92	x	x	17.19	17.33
3	BOEKELMAN Melissa	x	17.26	17.62	x	x	17.88
4	GUBA Paulina	17.17	x	16.73	x	x	x
5	MÁRTON Anita	16.42	16.92	17.09	16.65	16.85	16.99
6	OBLESHCHUK Halyna	15.71	16.65	16.73	x	16.87	16.85
7	SVIRIDOVA Olesya	x	16.12	16.74	x	16.24	16.81
8	BURKHARDT Samira	16.29	16.31	x	16.38	x	16.28
9	ZEBROWSKA M	14.57	14.58	15.09			
10	NGOMA Fabienne	14.17	14.09	x			
11	MULBJERG Trine	x	14.05	x			
12	ZOGOVIĆ Ana	x	13.29	x			

Discus Women
Final **Start Time: 15:25**

Rank	Name	Nat	Date of Birth	Order	Result
1	FISCHER Julia	GER	1 APR 1990	4	59.60
2	KASHTANAVA Nastassia	BLR	14 JAN 1989	5	56.25
3	MÁRTON Anita	HUN	15 JAN 1989	1	54.14
4	ANAGNOSTOPOULOU Chryssoula	GRE	27 AUG 1991	2	53.43
5	RODRIGUES Irina	POR	5 FEB 1991	9	52.71
6	APOSTOLICO Tamara	ITA	28 APR 1989	3	51.63
7	GLATRE Coralie	FRA	26 SEP 1989	11	50.88
8	WELLER Anna-Katharina	GER	5 FEB 1989	7	50.32
9	HIRVONEN Katri	FIN	25 JUN 1990	8	48.87
10	STROKOVA Yekaterina	RUS	17 DEC 1989	6	48.16
11	MATTILA Elina	FIN	7 SEP 1989	12	47.84
12	KUBELOVÁ Jitka	CZE	2 OCT 1991	10	47.10

	1	2	3	4	5	6	
1	FISCHER Julia	56.31	56.45	57.97	57.90	56.98	59.60
2	KASHTANAVA N	55.05	56.25	54.39	x	52.83	51.34
3	MÁRTON Anita	52.35	53.58	52.69	x	54.14	x
4	ANAGNOSTOPOULOU C	52.44	52.37	51.16	52.66	53.43	52.63
5	RODRIGUES Irina	52.71	50.52	x	x	50.50	x
6	APOSTOLICO Tamara	48.00	51.01	50.27	51.63	50.77	x
7	GLATRE Coralie	50.88	45.18	x	48.28	x	49.26
8	WELLER A	50.32	x	x	x	x	48.79
9	HIRVONEN Katri	48.87	48.45	x			
10	STROKOVA Y	x	48.16	x			
11	MATTILA Elina	46.00	x	47.84			
12	KUBELOVÁ Jitka	x	x	47.10			

Results

Hammer Women
Qualification
Start Time: 10:00

Rank	Name	Nat	Date of Birth	Order	Result		
1	PERIE Bianca	ROU	1 JUN 1990	4	69.91	Q	
2	FIODOROW Joanna	POL	4 MAR 1989	10	68.97	Q	PB
3	SAFRÁNKOVÁ Katerina	CZE	8 JUN 1989	6	66.55	Q	
4	KRÁLOVÁ Tereza	CZE	22 OCT 1989	4	66.44	Q	
5	HITCHON Sophie	GBR	11 JUL 1991	7	66.02	Q	
6	GUEHASEIM Jessika	FRA	23 AUG 1989	3	65.75	Q	
7	RAAD Trude	NOR	27 APR 1990	9	63.43	Q	PB
8	WOLFARTH Gabi	GER	6 SEP 1989	7	62.66	q	
9	PENTTILÄ Jenni	FIN	9 MAR 1991	2	62.44	q	
10	KASTROVA Alina	BLR	2 MAR 1990	8	62.16	q	
11	OZORAI Jenny	HUN	3 DEC 1990	10	61.72	q	
12	SZEWA Magdalena	POL	20 SEP 1990	5	61.13	q	
13	SHAYUNOVA Natallia	BLR	11 SEP 1989	5	60.84		
14	KROUZKOVÁ Kristýna	CZE	5 MAR 1990	2	60.75		
15	SALMELA Johanna	FIN	6 NOV 1990	9	60.52		
16	MIETTINEN Jonna	FIN	7 DEC 1990	6	60.49		
17	VANGSNES Katja	NOR	16 NOV 1991	3	60.19		
18	STORM Ida	SWE	26 DEC 1991	1	59.60		
19	GERGELICS Cintia	HUN	16 NOV 1991	1	59.60		
20	MASSAMBA Tatiana	FRA	17 AUG 1989	8	52.79		

1	PERIE Bianca	69.91			
2	FIODOROW Joanna	68.97			
3	SAFRÁNKOVÁ K	66.55			
4	KRÁLOVÁ Tereza	66.44			
5	HITCHON Sophie	x	66.02		
6	GUEHASEIM Jessika	62.34	65.75		
7	RAAD Trude	62.35	63.43		
8	WOLFARTH Gabi	62.34	x	62.66	
9	PENTTILÄ Jenni	61.68	62.44	59.38	
10	KASTROVA Alina	x	60.56	62.16	
11	OZORAI Jenny	61.72	x	60.78	
12	SZEWA Magdalena	x	58.15	61.13	
13	SHAYUNOVA Natallia	x	60.84	60.18	
14	KROUZKOVÁ Kristýna	60.75	x	x	
15	SALMELA Johanna	x	60.52	x	
16	MIETTINEN Jonna	59.68	60.15	60.49	
17	VANGSNES Katja	58.05	60.19	x	
18	STORM Ida	59.60	57.63	56.80	
19	GERGELICS Cintia	56.05	x	59.60	
20	MASSAMBA Tatiana	52.79	x	x	

Hammer Women
Qualification Group A
Start Time: 10:00

Rank	Name	Nat	Date of Birth	Order	Result		
1	FIODOROW Joanna	POL	4 MAR 1989	10	68.97	Q	PB
2	SAFRÁNKOVÁ Katerina	CZE	8 JUN 1989	6	66.55	Q	
3	KRÁLOVÁ Tereza	CZE	22 OCT 1989	4	66.44	Q	
4	HITCHON Sophie	GBR	11 JUL 1991	7	66.02	Q	
5	PENTTILÄ Jenni	FIN	9 MAR 1991	2	62.44	q	
6	SHAYUNOVA Natallia	BLR	11 SEP 1989	5	60.84		
7	SALMELA Johanna	FIN	6 NOV 1990	9	60.52		
8	VANGSNES Katja	NOR	16 NOV 1991	3	60.19		
9	GERGELICS Cintia	HUN	16 NOV 1991	1	59.60		
10	MASSAMBA Tatiana	FRA	17 AUG 1989	8	52.79		

Results

Qualification Group A (cont.)

Qualification Group A		1	2	3
1	FIODOROW Joanna	68.97		
2	SAFRÁNKOVÁ K	66.55		
3	KRÁLOVÁ Tereza	66.44		
4	HITCHON Sophie	x	66.02	
5	PENTTILÄ Jenni	61.68	62.44	59.38
6	SHAYUNOVA Natallia	x	60.84	60.18
7	SALMELA Johanna	x	60.52	x
8	VANGSNES Katja	58.05	60.19	x
9	GERGELICS Cintia	56.05	x	59.60
10	MASSAMBA Tatiana	52.79	x	x

Hammer Women

Qualification Group B

Start Time: 11:05

Rank	Name	Nat	Date of Birth	Order	Result
1	PERIE Bianca	ROU	1 JUN 1990	4	69.91 Q
2	GUEHASEIM Jessika	FRA	23 AUG 1989	3	65.75 Q
3	RAAD Trude	NOR	27 APR 1990	9	63.43 Q PB
4	WOLFARTH Gabi	GER	6 SEP 1989	7	62.66 q
5	KAŠTROVA Alina	BLR	2 MAR 1990	8	62.16 q
6	OZORAI Jenny	HUN	3 DEC 1990	10	61.72 q
7	SZEWA Magdalena	POL	20 SEP 1990	5	61.13 q
8	KROUZKOVÁ Kristýna	CZE	5 MAR 1990	2	60.75
9	MIETTINEN Jonna	FIN	7 DEC 1990	6	60.49
10	STORM Ida	SWE	26 DEC 1991	1	59.60

		1	2	3
1	PERIE Bianca	69.91		
2	GUEHASEIM Jessika	62.34	65.75	
3	RAAD Trude	62.35	63.43	
4	WOLFARTH Gabi	62.34	x	62.66
5	KAŠTROVA Alina	x	60.56	62.16
6	OZORAI Jenny	61.72	x	60.78
7	SZEWA Magdalena	x	58.15	61.13
8	KROUZKOVÁ Kristýna	60.75	x	x
9	MIETTINEN Jonna	59.68	60.15	60.49
10	STORM Ida	59.60	57.63	56.80

Qualified: qualifying perf. 63.00 (Q) or 12 best performers (q) to the advance to the Final


15 JUL 2011

Final Results Decathlon

EUROPEAN U23 RECORD	8617	Andrei KRAUCHANKA	BLR	Götzis (AUT)	26 MAY 2007
CHAMPIONSHIP RECORD	8492	Andrei KRAUCHANKA	BLR	Debrecen (HUN)	13 JUL 2007

Rank	Bib	Name	Nat	SB	100m	LJ	SP	HJ	400m	110H	DT	PV	JT	1K5	Points	Points Behind Leader
1	118	VAN DER PLAETSEN Thomas	BEL	8157	11.29 (-1.9) 797 (18)	7.68 (+1.3) 980 (1)	13.31 686 (11)	2.07 868 (1)	48.64 878 (6)	14.68 (-0.9) 889 (5)	37.73 619 (16)	5.10 941 (1)	63.57 792 (4)	4:35.84 707 (9)	8157	PB
2	126	MIKHAN Eduard	BLR	8152	10.77 (+1.6) 912 (3)	7.54 (+0.6) 945 (2)	13.98 727 (5)	1.95 758 (9)	48.02 908 (4)	14.80 (-0.5) 874 (8)	44.54 757 (2)	4.60 790 (9)	57.10 694 (9)	4:23.67 787 (2)	8152	5 PB
3	551	DUDAŠ Mihail	SRB	8117	10.71 (+1.6) 926 (2)	7.46 (+1.6) 925 (3)	13.18 678 (14)	1.98 785 (6)	47.47 935 (2)	15.13 (-0.5) 834 (14)	43.67 740 (3)	4.70 819 (8)	58.58 716 (8)	4:27.79 759 (4)	8117	40 PB
4	148	HELCELET Adam Sebastian	CZE	7969	10.81 (+0.3) 903 (4)	7.28 (+1.0) 881 (7)	13.85 719 (7)	2.04 840 (2)	48.82 870 (7)	14.35 (-0.9) 930 (2)	37.77 619 (15)	4.60 790 (9)	61.21 756 (5)	4:43.55 658 (13)	7966	191
5	539	SHKURENEV Ilya	RUS	7894	11.09 (+0.3) 841 (12)	7.27 (+1.4) 878 (9)	12.88 660 (16)	2.01 813 (5)	49.84 822 (13)	14.97 (0.0) 853 (11)	42.55 717 (4)	5.00 910 (2)	59.01 723 (7)	4:40.56 677 (11)	7894	263 PB
6	323	KAZMIEREK Kai	GER	7802	10.93 (+1.6) 876 (5)	7.38 (+2.2) 905 (5)	12.14 615 (20)	2.04 840 (2)	46.75 971 (1)	14.56 (-0.9) 903 (4)	37.42 612 (18)	4.50 760 (13)	54.06 649 (12)	4:41.79 669 (12)	7800	357
7	101	DISTELBERGER Dominik	AUT	7840	10.54 (+1.6) 966 (1)	7.41 (+0.5) 913 (4)	11.45 573 (21)	1.89 705 (18)	47.94 912 (3)	14.43 (-0.9) 920 (3)	39.03 645 (12)	4.50 760 (13)	52.21 621 (13)	4:33.83 720 (5)	7735	422
8	583	OLSON Petter	SWE	7724	10.99 (+1.6) 863 (10)	7.09 (+0.6) 835 (14)	12.90 661 (15)	1.95 758 (9)	48.36 892 (5)	14.73 (-0.9) 882 (6)	40.54 676 (9)	4.60 790 (9)	50.66 598 (14)	4:26.29 769 (3)	7724	433 PB
9	114	NOLF Cedric	BEL	7640	11.27 (-1.9) 801 (17)	7.18 (+0.7) 857 (11)	13.48 697 (8)	1.89 705 (18)	50.30 801 (15)	15.03 (-0.5) 846 (13)	41.60 697 (6)	4.90 880 (4)	65.70 824 (2)	5:04.91 532 (16)	7640	517 PB
10	310	GILDE Maximilian	GER	7717	11.16 (+0.3) 825 (14)	7.35 (+0.7) 898 (6)	12.72 650 (19)	1.92 731 (15)	50.05 812 (14)	14.76 (0.0) 879 (7)	38.17 627 (14)	4.30 702 (16)	65.23 817 (3)	4:40.51 677 (10)	7618	539
11	532	LUKYANENKO Artem	RUS	7869	10.96 (+1.6) 870 (8)	6.86 (-0.9) 781 (19)	14.39 752 (3)	1.95 758 (9)	49.41 842 (11)	14.33 (-0.9) 932 (1)	38.73 639 (13)	4.00 617 (19)	55.46 670 (11)	4:34.34 716 (6)	7577	580
12	378	LARUSSON Einar Dadi	ISL	7587	11.17 (+0.3) 823 (15)	7.28 (+0.6) 881 (7)	11.42 571 (22)	1.98 785 (6)	49.32 846 (10)	14.82 (-0.9) 871 (9)	36.12 586 (19)	4.90 880 (4)	47.57 553 (19)	4:34.96 712 (7)	7508	649
13	233	AUZEIL Bastien	FRA	7683	11.54 (-1.9) 744 (19)	7.18 (+1.8) 857 (11)	15.35 811 (2)	1.98 785 (6)	51.39 752 (17)	15.13 (0.0) 834 (14)	40.76 680 (8)	4.80 849 (7)	50.45 595 (15)	5:05.52 528 (17)	7435	722
14	253	LELIÈVRE Jérémy	FRA	7468	10.95 (+1.6) 872 (6)	6.97 (+0.3) 807 (16)	14.33 749 (4)	1.80 627 (21)	49.07 858 (8)	14.97 (0.0) 853 (11)	41.35 692 (7)	4.30 702 (16)	49.90 587 (17)	4:49.63 621 (14)	7368	789

 INTERNET Service: www.european-athletics.org

 Timing, Measurement & Data Service by 

printed at FRI 15 JUL 2011 19:57

Page 1 of 2

15 JUL 2011


Final Results Decathlon

Rank	Bib	Name	Nat	SB	100m	LJ	SP	HJ	400m	110H	DT	PV	JT	1K5	Points	Points Behind Leader
15	160	STEFEK Michal	CZE	7384	10.96 (+0.3) 870 (8) 1677 (13)	6.97 (+1.0) 807 (16) 2337 (17)	12.88 660 (16) 3095 (14)	1.95 758 (9) 3936 (12)	49.44 841 (12) 3936 (12)	16.94 631 (19) 4567 (16)	35.47 573 (20) 5140 (17)	4.40 731 (15) 5871 (17)	55.68 673 (10) 6544 (17)	4:35.03 712 (8) 6544 (17)	7256	901
16	581	NILSSON Marcus	SWE	7400	11.83 (-1.9) 685 (21) 1333 (22)	6.28 (+0.5) 648 (22) 2018 (22)	13.29 685 (13) 2671 (21)	1.83 653 (20) 3416 (20)	51.55 745 (18) 4192 (19)	15.62 776 (17) 4908 (20)	42.52 716 (5) 5610 (19)	4.30 702 (16) 6334 (19)	59.07 724 (6) 6334 (19)	4:20.64 807 (1) 6334 (19)	7141	1016
17	467	CZAPIEWSKI Szymon	POL	7472	11.72 (-1.9) 707 (20) 1564 (20)	7.18 (+0.1) 857 (11) 2215 (20)	12.74 651 (18) 2973 (19)	1.95 758 (9) 3712 (18)	51.67 739 (19) 3712 (18)	15.61 777 (16) 4489 (17)	39.73 659 (10) 5148 (16)	4.90 880 (4) 6028 (15)	49.00 574 (18) 6602 (16)	5:05.87 526 (18) 6602 (16)	7128	1029
18	214	LEPIK Hendrik	EST	7041	11.85 (-1.9) 681 (22) 1436 (21)	6.75 (-0.5) 755 (21) 2122 (21)	13.30 686 (12) 2962 (20)	2.04 840 (2) 3655 (19)	52.73 693 (20) 4399 (18)	15.90 744 (18) 5012 (18)	37.43 613 (17) 5802 (18)	4.60 790 (9) 6337 (18)	46.39 535 (20) 6337 (18)	5:01.03 554 (15) 6337 (18)	6891	1266
19	325	KNOBEL Jan Felix	GER	8288	11.07 (+0.3) 845 (11) 1714 (9)	7.23 (+0.7) 869 (10) 2530 (2)	15.43 816 (1) 3261 (5)	1.92 731 (15) 4114 (6)	49.17 853 (9) 4114 (20)	DNF 0 4965 (19)	49.09 851 (1) 5875 (16)	5.00 910 (2) 6774 (14)	70.64 899 (1) 6774 (14)	DNF 0 6774 (14)	6774	1383
20	189	JORDAN Jonay	ESP	7283	11.13 (+0.3) 832 (13) 1620 (18)	6.89 (-0.3) 788 (18) 2312 (18)	13.40 692 (10) 3043 (18)	1.92 731 (15) 3823 (17)	50.76 780 (16) 4691 (15)	14.85 868 (10) 5349 (15)	39.67 658 (11) 5349 (15)	NM 0 5349 (20)	50.08 590 (16) 5939 (20)	5:14.14 481 (19) 5939 (20)	6420	1737
576		KALLEBÄCK David	SWE	7417	10.95 (+1.6) 872 (6) 1650 (16)	6.85 (+0.9) 778 (20) 2376 (12)	13.96 726 (6) 3134 (11)	1.95 758 (9) 3134 (11)	DNS 758 (9) 3134 (11)	DNS 758 (9) 3134 (11)	DNS 758 (9) 3134 (11)	DNS 758 (9) 3134 (11)	DNS 758 (9) 3134 (11)	DNS 758 (9) 3134 (11)	DNF	
485		PRZYBYL Marcin	POL	7504	11.19 (+0.3) 819 (16) 1645 (17)	7.05 (+0.6) 826 (15) 2337 (16)	13.41 692 (9) 2337 (16)	DNS 692 (9) 2337 (16)	DNS 692 (9) 2337 (16)	DNS 692 (9) 2337 (16)	DNS 692 (9) 2337 (16)	DNS 692 (9) 2337 (16)	DNS 692 (9) 2337 (16)	DNS 692 (9) 2337 (16)	DNF	

Legend

DNF	Did not Finish	DNS	Did not Start	DT	Discus Throw	H	Hurdles
HJ	High Jump	JT	Javelin Throw	LJ	Long jump	NM	No Mark
Prog.	Progressive	Pts	Points	PV	Pole Vault	SP	Shot Put

INTERNET Service: www.european-athletics.org

 Timing, Measurement & Data Service by 

printed at FRI 15 JUL 2011 19:57

Page 2 of 2