

MARQUETTE

WOMEN'S BASKETBALL RECORD BOOK

Table of Contents

All-Time Letterwinners	2-3
All-Time Numerical Roster	4
Retired Jerseys	5
1,000 Point Scorers	6-9
Career Records	10-11
Single-Season Records	12
Season-by-Season Records	13
Individual Records	14
Team Records	15
Senior/Junior Season Records	16
Sophomore/Freshman Season Records	17
Al McGuire Center Records	18
Big Games at the Al McGuire Center	19-20
Attendance Records	20
Year-by-Year Results	21-25
Tournament Histories	26-27
Series Histories	28-31
Postseason History	32-37
NCAA Tournament Results/Records	38
WNIT Results/Records	39
Scholarships and Awards	40-41
Team Postseason Awards/Marquette Players in the Pros	42

Marquette Women's Basketball Information

School	Marquette University
City/Zip Code	Milwaukee, WI 53233
Founded	1881
Enrollment	11,689
Nickname	Golden Eagles
School Colors	Blue and Gold
Arena	Al McGuire Center (4,000)
Affiliation	NCAA Division I
Conference	BIG EAST
President	Rev. Robert A. Wild, S.J.
Director of Athletics	Steve Cottingham
Athletic Department Phone	(414) 288-6303
Ticket Office Phone	(414) 288-4666
Press Row Phone	(414) 288-0340
University Website	www.marquette.edu
Athletics Website	www.GoMarquette.com
MU Experience Website	www.WeAreMarquetteAthletics.com
Twitter/Facebook	MUathletics

Team Information

2009-10 Overall Record	17-16
Home	12-4
Away	3-10
Neutral	2-2
Conference Record/Finish	6-10 (10th)

History

First Year of Basketball	1975-76
All-Time Record	519-459
NCAA Tournament Appearances/Last	8/2007
WNIT Appearances/Last	7/2010
Last Postseason Appearance	2010 (WNIT Second Round)
Result	.L, at Illinois (72-74 OT)

2010-11 Schedule

Date	Opponent	TV	Time
Nov. 6	UW-Parkside (exh.)		7 p.m.
Nov. 13	ARK-PINE BLUFF		7 p.m.
Nov. 15	ALCORN STATE		7 p.m.
Nov. 19	MICHIGAN	Sports32	7 p.m.
Nov. 21	MONMOUTH		2 p.m.
Nov. 24	at Wisconsin	BTN	6 p.m.
Nov. 28	at Creighton		2:05 p.m.
Dec. 1	IONA		7 p.m.
Dec. 4	at Vermont		3:30 p.m.
Dec. 9	at Connecticut *		6:30 p.m.
Dec. 12	GREEN BAY	Sports32	2 p.m.
Dec. 18	UNC-ASHEVILLE		7 p.m.
Dec. 21	ILLINOIS		Noon
FIU Sun & Fun Classic • Dec. 29-30 • Miami, Fla.			
Dec. 29	vs FIU		5 p.m.
Dec. 30	vs La. Tech/Georgia		TBA
Jan. 5	NOTRE DAME *		7 p.m.
Jan. 8	at Georgetown *		1 p.m.
Jan. 11	WEST VIRGINIA *		7 p.m.
Jan. 16	at USF *	ESPNU	2:30 p.m.
Jan. 22	SYRACUSE *	BETV/Sports32	1 p.m.
Jan. 26	LOUISVILLE *	Sports32	7 p.m.
Jan. 29	at Pittsburgh *		1 p.m.
Feb. 1	VILLANOVA *		7 p.m.
Feb. 5	ST. JOHN'S *		7 p.m.
Feb. 12	at DePaul *		7 p.m.
Feb. 16	at Seton Hall *		6 p.m.
Feb. 19	RUTGERS *		2 p.m.
Feb. 22	at Providence *		6 p.m.
Feb. 26	DEPAUL *	Sports32	7 p.m.
Feb. 28	at Cincinnati *		6 p.m.

* Denotes BIG EAST Conference game
• All times are listed as Central unless otherwise listed and are subject to change.

All-Time Letterwinners

A

Heidi Ach	1988, 89, 90, 91
Katie Alsdurf	2002, 03
Savanna Anderson	2005
Kathy Andrykowski	1977, 78, 89, 80
Jill Anson	1986, 87
Kelly Auger	1999
Beth Ayers	1984, 85, 86, 87

B

Patrice Baker	1985, 86, 87, 88
Clare Barnard	1994, 95, 96, 97
Julie Baron	1976
Moya Baylis	1990, 91, 92, 93
Nadine Bergstrom	1976, 77
Kylee Bogott	2001, 02
Heidi Bowman	1998, 99, 2000, 01
Corey Bronson	1996, 97, 98, 99
Rita Burch	1979, 80, 81
Marianne Burish	1982, 83, 84, 85
Karen Burns	1977
Missy Byrne	1986, 87

C

Belindra Castro	1976, 77
Anita Castronova	1984
Kareeda Chones	1995, 96, 97, 98
Kerri Christianson	1986, 87, 88, 89
Jennifer Clinton	1991, 92
Jasmine Collins	2008, 09, 10
Cathy Croll	1977, 78
Kate Cronin	1994
Beth Crossett	1987, 88, 89, 90
Natalie Cuccia	1994, 95

D


Janine Dati	1987, 88, 89, 90
Jean DeBettignies	1976
Linda Deering	1984, 85
Teresa Dolan	1979
Lori Dorava	1989, 90, 91
Lisa Drill	1978

E

Krystal Ellis	2006, 07, 08, 09
Gerianne Engle	1976



Moya Baylis (1990-93)



Bridget Inman (1995-97)



Klesha Oliver (1997-2000)

F

Maureen Feeney	1977, 78, 79, 80
Paige Fiedorowicz	2008, 09, 10
Julie Finnegan	1986, 87, 88, 89, 90
Jane Fitzmaurice	1976, 77, 78
Sharon Flaiz	1983, 84, 85
Monica Frede	2003, 04, 05
Marguerite Friar	1976

G

Stephanie Gabay	1981
Rashida Gales	2000, 01, 02, 03
Anita Godlewski	1988, 89, 90, 91
Lori Goerlitz	1992, 93, 94, 95
Katie Guinane	1995

H

Linda Hartzheim	1978
Carey Harris	1988, 89
Janelle Harris	2007, 08, 09, 10
Karen Holding	1988, 89, 90, 91
Sue Hoday	1983, 84
Mary Pat Horning	1978
Julie Houk	1976
Sherie Houlihan	1977

I

Bridget Inman	1995, 96, 97
---------------	--------------

J

Mary Jane Joachimczyk	1984, 85, 86, 87
Christina Johnson	1977
Amber Johnson	2005, 06
Kristi Johnson	1999, 2000, 01, 02
Georgie Jones	2009
Lesley Juedes	2002, 03, 04, 05

K

Danielle Kamm	2004, 05, 06, 07
Jodi Keidel	1985
Christine Kennedy	1992, 93, 94, 95
Francine Kidd	1977
Carolyn Kieger	2003, 04, 05, 06
Becky Kinzer	1981, 82, 83, 84
Faith Klaus	1982, 83, 84, 85
Barbara Klein	1976
Rachel Klug	2000, 01, 02, 03
Jody Klumb	1978
Svetlana Kovalenko	2005, 06, 07, 08
Kristin Kruger	1986, 87
Stephanie Krumrei	1991, 92, 93

WOMEN'S BASKETBALL



Kelly Schwerman (2000-04)



Crystal Weaver (2000-04)

L	
Kelly Lam	2007, 08
Mary Linder	1980

M	
Sidnee Majette	1995, 96, 97, 98
Kendall Martin	1983, 84
Kristen Maskala	1992, 93, 94
Kari Mattek	1989
Helen McCarthy	1982, 83, 84, 85
Kari McChesney	1985
Jasmine McCullough	2004, 05, 06, 07
Tatijana McMorris	2008, 09, 10
Jocelyn Mellen	2008, 09, 10
Terri Meyer	1978
Shelly Midbon	1993, 94
Anne Mitchell	1976, 77
Erin Monfre	2006, 07, 08, 09
Kathleen Moore	1976
Lisa Morin	1979, 80, 81, 82

N	
Kathy Nieman	1983
Ellen Nowak	1990, 91

O	
Laura Oeffling	1987
Katie O'Grady	2001, 02, 03, 04
Lisa Oldenburg	1997, 98, 99, 2000
Kiesha Oliver	1997, 98, 99, 2000
Pam Olsen	1980
Petra Olsen	1996, 97
Efueko Osagie-Landry	2003, 04, 05, 07

P	
Jessica Pachko	2009, 10
Kristi Pease	1981, 82
Becky Persin	1991, 92, 93, 94
Joan Pitrof	1987, 88, 89, 90
Joanne Pittman	1980
Kathy Povinelli	1981

Q	
Christina Quaye	2004, 05, 06, 07

R	
Janis Raymond	1976
Kerri Reaves	1992, 93, 94, 95
Ayesha Rembert	1997
Vanessa Rieder	1997, 98
Angel Robinson	2008, 09, 10
Courtney Romeiser	1990, 91, 92, 93
Angie Rothenbueler	1991, 92, 93, 94

S	
Renae Scheibe	1996, 97
Susan Schill	1985, 86, 87
Vicky Schmidt	1991
Dorie Schulte	1976
Kathy Schweiger	1986, 87, 88, 89
Kelly Schwerman	2001, 02, 03, 04
Kristin Seffern	2000, 01, 02
Tammy Shain	1989, 90, 91, 92
Meghan Sheehan	1996, 97, 98, 99
Adrienne Shill	1990, 91, 92, 93, 94
Tierra Shirley	2003, 04, 05, 06
Sarah Shouse	2003, 04
Julie Sievers	1980, 81, 82, 83
Kaylyn Sievert	1979, 80, 81
Sarina Simmons	2010
Dawneshia Smith	2003, 04
Shari Smith	1996
Jill Somers	1978
Mary Spellacy	1978, 79, 80, 81
Liz Spurgin	1993, 94, 95, 96
Debbie Stampley	1980, 81, 82, 83
Gina Steinke	1978
Becky Stieber	2001, 02
Prudy Stryker	1981, 82
Lynn Suplicki	1984, 85, 86
Pam Suplicki	1981, 82, 83, 84
Janet Swanson	1978

T	
Nicki Taggart	1996, 97, 98
Lauren Thomas-Johnson	2009, 10
Nancy Thornton	1979, 80, 81, 82
Marissa Thrower	2006, 07, 08, 09
Robin Thurner	1982
Barbara Tomczak	1977, 78

W	
Heidi Wagner	1989
Joan Wallner	1988
Carrie Walton	1992, 93, 94, 95, 96
Crystal Weaver	2001, 02, 03, 04
Courtney Weibel	2008, 09, 10
Theresa Wenzel	1988, 90, 91
Sue Wescott	1980
Abbie Willenborg	1997, 98, 99, 2000
Ebony Williams	1998, 99, 2000, 01
Marica Willson	1993
Catherine Wright	1976, 77, 78, 79

Y	
Gwendolyn York	1988

Z	
Sarah Zawodny	1999, 2000, 01, 02

Years listed by the spring semester of the academic year. For example, the 2000-01 season is listed as 2001.



MARQUETTE

All-Time Numerical Roster

00

Jasmine Collins

1

Angel Robinson

2

Carolyn Kieger

3

Courtney Weibel
Rashida Gales
Francine Kidd
Nicki Taggart

4

Sharon Flaiz
Anne Mitchell
Kristi Pease
Meghan Sheehan
Dawneshia Smith

5

Belinda Castro
Anita Castronova
Bridget Inman
Terri Meyer
Erin Monfre
Janis Raymond
Angie Rothenbueler

10

Belinda Castro
Kerri Christianson
Linda Deering
Sue Hoday
Sidnee Majette
Adrienne Shill

11

Kristin Cuff
Teresa Dolan
Janelle Harris
Kim Nelson
Shari Smith

12

Maureen Feeney
Julie Finnegan
Katie Guinane
Amber Johnson
Becky Kinzer
Faith Klaus
Rachel Klug
Katie O'Grady
Kiesha Oliver
Jessica Pachko
Becky Persin
Catherine Wright

13

Jean DeBettignies
Kristi Johnson
Jodi Keidel
Becky Kinzer
Renaë Scheibe
Tierra Shirley
Kaylyn Sievert
Jill Somers
Marica Willson

14

Kelly Auger
Rashida Gales
Kelly Lam
Kerri Reaves
Catherine Wright

15

Mary Pat Horning

20

Beth Ayers
Krystal Ellis
Jane Fitzmaurice
Lori Goerlitz
Julie Sievers
Theresa Wenzel

21

Heidi Ach
Kathy Andrykowski
Rachel Klug
Svetlana Kovalenko
Shelly Midbon

22

Katie Alsdurf
Jody Klumb
Kristen Maskala
Jocelyn Mellen
Helen McCarthy
Lisa Morin
Joanne Pittman
Ayesha Rembert
Kathy Schweiger

23

Janine Dati
Marguerite Friar
Lesley Juedes
Stephanie Krumrei
Tat'yiana McMorris
Petra Olsen
Jenelle Ristau
Debbie Stampley

24

Corey Bronson
Marianne Burish
Kate Cronin
Carey Harris
Linda Hartzheim

Sheri Houlihan
Mary Jane Joachimczyk
Danielle Kamm
Barbara Klein
Kiesha Oliver
Courtney Romeiser
Mary Spellacy
Becky Stieber
Danielle Kamm

25

Clare Barnard
Julie Baton
Moya Baylis
Kerri Christianson
Christina Johnson
Kristin Kruger
Pam Suplicki
Heidi Wagner
Gwendolyn York

30

Lisa Drill
Julie Houk
Susan Schill
Prudy Stryker

31

Nadine Bergstrom
Missy Byrne
Kari McChesney
Pam Olsen
Erinn Parker
Kelly Schwerman
Gina Steinke

32

Jill Anson
Rita Burch
Cathy Croll
Gerriann Engle
Anita Godlewski
Efueko Osagie-Landry
Angel Robinson

33

Jennifer Clinton
Beth Crossett
Natalie Cuccia
Lesley Juedes
Jodi Keidel
Kendall Martin
Kathleen Moore
Janet Swanson
Nancy Thornton
Ebony Williams

34

Patty Baker
Karen Burns
Lori Dorava
Stephanie Gabay
Georgie Jones

Christine Kennedy
Christina Quaye
Dorie Schulte
Mary Spellacy
Abbie Willenborg

35

Kylee Bogott
Kathy Nieman
Laura Oeffling
Tammy Shain
Lynn Suplicki
Robin Thurner
Joan Wallner

40

Marianne Burish
Mary Linder
Lisa Oldenburg
Joan Pitrof
Angie Rothenbueler
Carrie Walton
Crystal Weaver

41

Heidi Bowman
Paige Fiedorowicz

42

Kareeda Chones
Linda Deering
Monica Frede
Lisa Morin
Ellen Nowak
Marissa Thrower
Sarina Simmons

43

Karen Holding
Kerri Reaves

44

Kathy Povinelli
Vanessa Rieder
Kristin Seffern
Liz Spurgin
Crystal Weaver
Sue Wescott

45

Jasmine McCullough

50

Kari Mattek
Angie Rothenbueler
Vicky Schmidt

52

Sarah Zawodny

55

Sarah Shouse

WOMEN'S BASKETBALL

Retired Jerseys

21



Kathy Andrykowski

1976-1980

The first female inductee to the Marquette M Club Hall of Fame, Kathy Andrykowski was an outstanding two-sport star at MU in volleyball and basketball, earning four letters in each sport (1976-80). She was a four-time Wisconsin Women's Athletic Conference player in volleyball and three-time selection in basketball. Kathy was basketball team captain in 1980 and two-year co-captain in 1978 and 1979. She was the volleyball team captain in 1980. At the conclusion of her basketball career, she held the top three single-season scoring marks in school history and still holds the top three seasonal averages in rebounding including a mark of 16.8 in 1976-77. She was drafted by the New York Stars of the WBL, but was traded to the New Orleans Pride in the final season of the WBL. She also played professionally overseas. Her jersey was retired during the 2004-05 season.



22



Kristen Maskala

1991-94

Kristen Maskala was one of the most prolific scorers in Marquette history amassing 1,745 points in three years of play from 1991 to 1994. Maskala scored in double figures in 85 of 89 career games and was a three-time Great Midwest Conference First Team selection. A student-athlete in every sense of the word, Maskala earned academic All-American recognition in each of her three seasons. Following completion of her senior year in 1994, Maskala was named the GTE Academic All-American of the Year in women's basketball, was one of only 14 women's basketball players to earn an NCAA postgraduate scholarship, as well as being named the State of Wisconsin Woman of the Year by the NCAA. Her jersey was retired during the 2005-06 season.



1,000 Point Scorers



Krystal Ellis: 1,940 points

Krystal Ellis

2005-09

Season	Games	Points	Avg.
2005-06	33	353	10.7
2006-07	33	593	12.5
2007-08	31	601	17.0
2008-09	32	393	12.3
Career	129	1,940	15.0



Abbie Willenborg: 1,818 points

Abbie Willenborg

1996-2000

Season	Games	Points	Avg.
1996-97	31	349	11.3
1997-98	29	514	17.7
1998-99	39	488	16.8
1999-2000	29	467	16.0
Career	118	1,818	15.4




Kristen Maskala: 1,745 points

Julie Sievers

1979-83

Season	Games	Points	Avg.
1979-80	26	322	12.4
1980-81	27	481	17.8
1981-82	28	582	20.8
1982-83	24	374	15.6
Career	105	1,759	16.8



Julie Sievers: 1,759 points

Kristen Maskala

1991-94

Season	Games	Points	Avg.
1991-92	29	635	21.9
1992-93	31	543	17.5
1993-94	29	567	19.6
Career	89	1,745	19.6



Christina Quayle: 1,721 points

Christina Quayle

2003-07

Season	Games	Points	Avg.
2003-04	32	290	9.1
2004-05	30	473	15.7
2005-06	33	430	13.0
2006-07	33	528	16.0
Career	128	1,721	13.4

WOMEN'S BASKETBALL



Christine Kennedy: 1,609 points

Lisa Oldenburg


1996-2000

Season	Games	Points	Avg.
1996-97	31	246	7.9
1997-98	29	535	18.4
1998-99	29	403	13.9
1999-00	29	471	16.2
Career	118	1,655	14.0

Christine Kennedy

1991-95

Season	Games	Points	Avg.
1991-92	29	337	11.6
1992-93	31	402	13.0
1993-94	29	387	13.3
1994-95	31	483	15.6
Career	120	1,609	13.4



Lisa Oldenburg: 1,655 points



Clare Barnard: 1,356 points

Clare Barnard


1993-97

Season	Games	Points	Avg.
1993-94	27	100	3.7
1994-95	31	389	12.5
1995-96	23	390	17.0
1996-97	31	477	15.4
Career	112	1,356	12.1

Heidi Ach

1987-91

Season	Games	Points	Avg.
1987-88	27	287	10.6
1988-89	28	381	13.6
1989-90	22	292	13.3
1990-91	25	371	14.8
Career	102	1,331	13.0



Heidi Ach: 1,331 points

Kathy Andrykowski

1976-80

Season	Games	Points	Avg.
1976-77	19	258	19.8
1977-78	20	383	20.2
1978-79	12	167	13.9
1979-80	25	500	20.0
Career	76	1,308	17.2




Kathy Andrykowski: 1,308 points

Tammy Shain

1988-92

Season	Games	Points	Avg.
1988-89	28	353	12.6
1989-90	28	305	10.9
1990-91	27	323	12.0
1991-92	28	308	11.0
Career	111	1,289	11.6



Tammy Shain: 1,289 points



Carolyn Kieger: 1,277 points

Carolyn Kieger

2002-06

Season	Games	Points	Avg.
2002-03	30	338	11.3
2003-04	32	336	10.5
2004-05	30	355	11.2
2005-06	32	248	7.8
Career	124	1,277	10.3



Angel Robinson: 1,250 points

Angel Robinson

2007-

Season	Games	Points	Avg.
2007-08	35	399	11.4
2008-09	33	459	13.9
2009-10	33	392	11.9
Career	101	1,250	10.3



Courtney Romeiser: 1,204

Courtney Romeiser

1989-93

Season	Games	Points	Avg.
1989-90	28	245	8.8
1990-91	21	248	11.8
1991-92	29	373	12.9
1992-93	31	338	10.9
Career	120	1,204	10.0



Kerri Reaves: 1,203 points

Kerri Reaves

1991-95

Season	Games	Points	Avg.
1991-92	14	99	7.1
1992-93	31	249	8.0
1993-94	27	309	11.4
1994-95	31	546	17.6
Career	103	1,203	11.7



Beth Ayers: 1,176

Beth Ayers

1983-87

Season	Games	Points	Avg.
1983-84	27	212	7.9
1984-85	25	298	11.9
1985-86	25	347	13.9
1986-87	27	319	11.8
Career	104	1,176	11.3

WOMEN'S BASKETBALL




Heidi Bowman: 1,135 points

Heidi Bowman

1997-2001

Season	Games	Points	Avg.
1997-98	29	125	4.3
1998-99	29	331	11.4
1999-2000	29	258	8.9
2000-01	29	421	14.5
Career	116	1,135	9.8




Lori Goerlitz: 1,133 points

Lori Goerlitz

1991-95

Season	Games	Points	Avg.
1991-92	29	225	7.8
1992-93	31	198	6.4
1993-94	29	321	11.1
1994-95	31	389	12.5
Career	120	1,133	9.4



Kiesha Oliver: 1,061 points

Danielle Kamm

2003-07

Season	Games	Points	Avg.
2003-04	32	255	8.0
2004-05	30	264	8.8
2005-06	33	285	8.6
2006-07	33	275	8.3
Career	128	1,079	8.4




Danielle Kamm: 1,079 points

Kiesha Oliver

1996-2000

Season	Games	Points	Avg.
1996-97	31	206	6.6
1997-98	29	275	9.5
1998-99	29	289	10.0
1999-2000	29	291	10.0
Career	118	1,061	9.0



Kerri Christianson: 1,002 points

Kerri Christianson

1985-89

Season	Games	Points	Avg.
1985-86	25	169	6.8
1986-87	26	260	10.0
1987-88	28	269	9.6
1988-89	26	304	11.7
Career	105	1,002	9.5

Career Records

All-Time Leading Scorers

Name	Points	Years
1. Krystal Ellis	1,940	2005-09
2. Abbie Willenborg	1,818	1996-00
3. Julie Sievers	1,759	1979-83
4. Kristen Maskala	1,745	1991-94
5. Christina Quaye	1,720	2003-07
6. Lisa Oldenburg	1,655	1996-00
7. Christine Kennedy	1,609	1991-95
8. Clare Barnard	1,356	1993-97
9. Heidi Ach	1,331	1987-91
10. Kathy Andrykowski	1,308	1976-80
11. Tammy Shain	1,289	1988-92
12. Carolyn Kieger	1,277	2002-06
13. Angel Robinson	1,250	2007-
14. Courtney Romeiser	1,204	1989-93
15. Kerri Reaves	1,203	1991-95
16. Beth Ayers	1,176	1983-87
17. Heidi Bowman	1,135	1997-01
18. Lori Goerlitz	1,133	1991-95
19. Danielle Kamm	1,079	2003-07
20. Kiesha Oliver	1,061	1996-00
21. Kerri Christianson	1,002	1985-89

All-Time Leading Rebounders

Name	Rebounds	Years
1. Abbie Willenborg	1,167	1996-00
2. Julie Sievers	1,151	1979-83
3. Christine Kennedy	1,089	1991-95
4. Kathy Andrykowski	943	1976-80
5. Pam Suplicki	942	1980-84
6. Lisa Oldenburg	832	1996-00
7. Christina Quaye	754	2003-07
8. Mary Spellacy	745	1977-81
9. Danielle Kamm	671	2003-07
10. Tammy Shain	655	1988-92
11. Clare Barnard	644	1993-97
12. Stephanie Krumrei	639	1990-94
13. Kerri Reaves	608	1991-95
14. Patty Baker	608	1984-88
15. Elizabeth Spurgin	599	1992-96
16. Sarah Zawodny	588	1998-02
17. Crystal Weaver	570	2000-04

Scoring Average

Name	Years	Gm.	Avg.
1. Kristen Maskala	1991-94	89	19.6
2. Kathy Andrykowski	1976-80	69	19.0
3. Julie Sievers	1979-83	105	16.8
4. Abbie Willenborg	1996-00	118	15.4
5. Krystal Ellis	2005-09	129	15.0
6. Lisa Oldenburg	1996-00	118	14.0
7. Christine Kennedy	1991-95	120	13.4
Christina Quaye	2003-07	128	13.4
9. Heidi Ach	1987-91	102	13.0
10. Angel Robinson	2007-	101	12.4
11. Clare Barnard	1993-97	112	12.1
12. Kerri Reaves	1991-95	117	11.7

Field Goals Made

Name	Years	FGS
1. Julie Sievers	1979-83	721
2. Abbie Willenborg	1996-00	677
3. Krystal Ellis	2005-09	669
4. Kristen Maskala	1991-94	649
5. Lisa Oldenburg	1996-00	638
6. Christina Quaye	2003-07	627
7. Christine Kennedy	1991-95	616
8. Heidi Ach	1987-91	569
9. Tammy Shain	1988-92	562
10. Kathy Andrykowski	1976-80	543

Field Goal Percentage (Min. 400 Attempts)

Name	Years	Pct.	
1. Lisa Oldenburg	1996-00	638-1,182	54.0
2. Rachel Klug	1999-03	342-634	53.9
3. Heidi Ach	1987-91	569-1,068	53.3
4. Julie Sievers	1979-83	721-1,407	51.2
5. Clare Barnard	1993-97	470-935	50.3
6. Christina Quaye	2003-07	627-1,248	50.2
7. Kathy Andrykowski	1976-80	543-1,086	50.0
8. Sarah Zawodny	1998-02	232-473	49.0
9. Abbie Willenborg	1996-00	677-1,359	49.8
10. Lynn Suplicki	1983-86	248-513	48.3

Three-Point Field Goals Made


Name	Years	3FGM
1. Lori Goerlitz	1991-95	223
2. Krystal Ellis	2005-09	214
3. Kristi Johnson	1998-02	162
4. Kelly Schwerman	2000-04	161
5. Kristen Maskala	1991-94	160
6. Courtney Romeiser	1989-93	152
7. Erin Monfre	2005-09	125
8. Heidi Bowman	1997-01	119
9. Danielle Kamm	2003-07	108
10. Carolyn Kieger	2002-06	96

Three-Point Field Goals Attempted

Name	Years	3FGA
1. Lori Goerlitz	1991-95	662
2. Krystal Ellis	2005-09	624
3. Courtney Romeiser	1989-93	558
4. Kristen Maskala	1991-94	476
5. Kelly Schwerman	2000-04	454
6. Carolyn Kieger	2002-06	431
7. Kristi Johnson	1998-02	413
8. Heidi Bowman	1997-01	395
9. Erin Monfre	2005-09	394
10. Danielle Kamm	2003-07	374



Krystal Ellis: 1,940 points



Kristen Maskala: 19.6 points per game



Lisa Oldenburg: 54.0 field goal percentage

WOMEN'S BASKETBALL

Three-Point FG Percentage (Min. 50 Attempts)

Name	Years	Pct.
1. Kristi Johnson	1997-02	39.2
2. Anita Godlewski	1987-91	39.1
3. Lesley Juedes	2001-05	37.3
4. Kelly Schwerman	2000-04	35.5
5. Tatyiana McMorris	2007-	35.1
6. Christine Kennedy	1991-95	34.8
7. Theresa Wenzel	1987-91	34.1
8. Krystal Ellis	2005-09	33.9
9. Lori Goerlitz	1991-95	33.7
10. Kristen Maskala	1991-94	33.6
11. Nicki Taggart	1996-98	33.3

Free Throws Made

Name	Years	FTM
1. Abbie Willenborg	1996-00	435
2. Clare Barnard	1993-97	410
3. Christina Quaye	2003-07	408
4. Krystal Ellis	2005-09	388
5. Lisa Oldenburg	1996-00	363
6. Carolyn Kieger	2002-06	347
7. Julie Sievers	1979-83	317
8. Angel Robinson	2007-	309
9. Kerri Reaves	1991-95	297
10. Christine Kennedy	1991-95	290

Free Throws Attempted

Name	Years	FTA
1. Abbie Willenborg	1996-00	635
2. Clare Barnard	1993-97	579
3. Christina Quaye	2003-07	566
4. Lisa Oldenburg	1996-00	494
5. Krystal Ellis	2005-09	476
6. Julie Sievers	1979-83	444
7. Angel Robinson	2007-	434
8. Carolyn Kieger	2002-06	431
9. Christine Kennedy	1991-95	425
10. Kerri Reaves	1991-95	379

Free Throw Percentage (Min. 175 Attempts)

Name	Years	Pct.
1. Kelly Schwerman	2000-04	83.1
2. Krystal Ellis	2005-09	81.5
3. Beth Ayers	1983-87	81.1
4. Carolyn Kieger	2002-06	80.5
5. Kristen Maskala	1991-94	80.2
6. Kerri Reaves	1991-95	78.4
7. Paige Fiedorowicz	2007	77.7
8. Kristi Johnson	1998-02	77.6
9. Nicki Taggart	1996-98	77.4
10. Elizabeth Spurgin	1992-96	76.7

Rebounding Average

Name	Years	Reb.	Avg.
1. Kathy Andrykowski	1976-80	943	13.7
2. Julie Sievers	1979-83	1,151	11.0
3. Abbie Willenborg	1996-00	1,167	9.9
4. Kathy Moore	1976	144	9.6
5. Christine Kennedy	1991-95	1,089	9.1
6. Pam Suplicki	1980-84	942	8.9
7. Mary Spellacy	1977-81	745	8.4
8. Lynn Suplicki	1983-86	489	8.2
9. Lisa Oldenburg	1996-00	832	7.1
10. Stephanie Krumrei	1990-94	639	6.5

Assists

Name	Years	Assists
1. Carolyn Kieger	2002-06	694
2. Joan Pitrof	1986-90	689
3. Lori Goerlitz	1991-95	566
4. Nicki Taggart	1996-98	421
5. Angel Robinson	2007-	410
6. Courtney Romeiser	1989-93	404
7. Beth Crosssett	1986-90	356
8. Sharon Flaiz	1982-85	356
9. Kristi Johnson	1998-02	340
10. Kristen Maskala	1991-94	340

Steals

Name	Years	Steals
1. Courtney Romeiser	1989-93	287
2. Tammy Shain	1988-92	266
3. Krystal Ellis	2005-09	240
4. Beth Ayers	1983-87	239
5. Kristen Maskala	1991-94	221
6. Sidnee Majette	1994-98	211
7. Joan Pitrof	1986-90	203
8. Kerri Reaves	1991-95	203
9. Angel Robinson	2007	199
10. Carolyn Kieger	2002-06	196

Blocks

Name	Years	Blocks
1. Kerri Christianson	1985-89	170
2. Lisa Oldenburg	1996-00	160
3. Christine Kennedy	1991-95	157
4. Heidi Ach	1987-91	135
5. Danielle Kamm	2003-07	95
6. Abbie Willenborg	1996-00	82
7. Bridget Inman	1994-97	79
8. Rachel Klug	1999-03	71
9. Elizabeth Spurgin	1992-96	63
10. Patty Baker	1984-88	54

Games Played

Name	Years	Games
1. Svetlana Kovalenko	2004-08	131
2. Marissa Thrower	2005-09	131
3. Erin Monfre	2005-09	130
4. Krystal Ellis	2005-09	129
5. Danielle Kamm	2003-07	128
Christina Quaye	2003-07	128
7. Carolyn Kieger	2002-06	124
Jasmine McCullough	2003-07	124
9. Lori Goerlitz	1991-95	120
Christine Kennedy	1991-95	120
11. Crystal Weaver	2000-04	119
Elizabeth Spurgin	1992-96	119
13. Kelly Schwerman	2000-04	118
Lisa Oldenburg	1996-00	118
Kiesha Oliver	1996-00	118
Abbie Willenborg	1996-00	118



Kristi Johnson: 39.2 three-point percentage



Carolyn Kieger: 694 assists



Courtney Romeiser: 287 steals

Single-Season Records

Points

Name	Season	Points
1. Kristen Maskala	1991-92	635
2. Krystal Ellis	2007-08	601
3. Krystal Ellis	2006-07	593
4. Julie Sievers	1981-82	582
5. Kristen Maskala	1993-94	567

Scoring Average

Name	Season	Avg.
1. Kristen Maskala	1991-92	21.9
2. Julie Sievers	1981-82	20.7
3. Kathy Andrykowski	1977-78	20.2
4. Kathy Andrykowski	1979-80	20.0
5. Kathy Andrykowski	1976-77	19.8

Field Goals Made

Name	Season	FGM
1. Kristen Maskala	1991-92	242
2. Julie Sievers	1981-82	213
3. Krystal Ellis	2007-08	212
4. Kathy Andrykowski	1979-80	210
5. Lisa Oldenburg	1997-98	205

Field Goal Percentage (Min. 100 Attempts)

Name	Season	FGM-FGA	Pct.
1. Heidi Ach	1987-88	129-223	57.8
2. Heidi Ach	1989-90	124-215	57.7
3. Lisa Oldenburg	1998-99	154-274	56.2
4. Rachel Klug	2001-02	145-258	56.2
5. Lisa Oldenburg	1999-00	183-327	56.0

Three-Point Field Goals Made

Name	Season	3PM
1. Lori Goerlitz	1994-95	91
2. Kelly Schwerman	2003-04	70
3. Kristen Maskala	1991-92	69
4. Lori Goerlitz	1993-94	68
5. Krystal Ellis	2007-08	67

Three-Point Field Goals Attempted

Name	Season	3PA
1. Lori Goerlitz	1994-95	274
2. Lori Goerlitz	1993-94	191
3. Krystal Ellis	2007-08	190
4. Krystal Ellis	2006-07	183
5. Courtney Romeiser	1992-93	171
Kristen Maskala	1991-92	171

Three-Point Field Goals Pct. (Min. 50 Attempts)

Name	Season	3PM-A	Pct.
1. Kelly Schwerman	2002-03	56-131	42.7
2. Carolyn Kieger	2002-03	26-61	42.6
3. Lesley Juedes	2004-05	59-141	41.8
3. Kristen Maskala	1991-92	69-171	40.4
4. Anita Godlewski	1990-91	25-63	39.7

Free Throws Made

Name	Season	FTM
1. Kerri Reaves	1994-95	167
2. Krystal Ellis	2006-07	150
3. Clare Barnard	1996-97	153
4. Christina Quaye	2006-07	130
5. Abbie Willenborg	1998-99	127
Clare Barnard	1995-96	127

Free Throw Percentage (Min. 75 Attempts)

Name	Season	FTM-FTA	Pct.
1. Kelly Schwerman	2003-04	71-81	87.7
2. Carolyn Kieger	2002-03	98-112	87.5
3. Krystal Ellis	2006-07	150-172	87.2
4. Kristen Maskala	1993-94	116-137	84.7
5. Beth Ayers	1985-86	69-82	84.1

Rebounds

Name	Season	Reb.
1. Kathy Andrykowski	1979-80	347
2. Julie Sievers	1980-81	325
3. Abbie Willenborg	1996-97	314
4. Christine Kennedy	1994-95	309
5. Abbie Willenborg	1997-98	297

Rebounding Average

Name	Season	Avg.
1. Kathy Andrykowski	1976-77	16.8
2. Kathy Andrykowski	1977-78	14.4
3. Kathy Andrykowski	1979-80	13.9
4. Julie Sievers	1980-81	12.0
5. Julie Sievers	1981-82	11.3
Mary Spellacy	1980-81	11.3

Assists


Name	Season	Assists
1. Lori Goerlitz	1994-95	222
2. Nicki Taggart	1997-98	215
3. Nicki Taggart	1996-97	206
4. Joan Pitrof	1987-88	199
5. Carolyn Kieger	2005-06	196

Steals

Name	Season	Steals
1. Courtney Romeiser	1991-92	93
2. Courtney Romeiser	1992-93	92
3. Angel Robinson	2007-08	86
4. Kristen Maskala	1992-93	75
Kristen Maskala	1991-92	75

Blocks


Name	Season	Blocks
1. Christine Kennedy	1994-95	53
2. Christine Kennedy	1993-94	52
Kerri Christianson	1988-89	52
4. Kerri Christianson	1985-86	51
5. Lisa Oldenburg	1999-00	50



Kerri Reaves: 167 free throws made



Kelly Schwerman: 42.7 three point pct.



Christine Kennedy: 53 blocks

WOMEN'S BASKETBALL

Season-By-Season Leaders

Scoring

Season	Name	Gm.	Points	Avg.
2009-10	Angel Robinson	33	392	11.4
2008-09	Angel Robinson	33	459	13.9
2007-08	Krystal Ellis	31	601	19.4
2006-07	Krystal Ellis	33	593	18.0
2005-06	Christina Quaye	33	430	13.0
2004-05	Christina Quaye	30	472	15.7
2003-04	Kelly Schwerman	32	383	12.0
2002-03	Rachel Klug	30	394	13.1
2001-02	Rachel Klug	28	364	13.0
2000-01	Heidi Bowman	29	421	14.5
1999-00	Lisa Oldenburg	29	471	16.2
1998-99	Abbie Willenborg	29	488	16.8
1997-98	Lisa Oldenburg	29	535	18.4
1996-97	Clare Barnard	31	477	15.4
1995-96	Clare Barnard	23	590	17.0
1994-95	Kerri Reaves	31	546	17.6
1993-94	Kristen Maskala	29	567	19.6
1992-93	Kristen Maskala	31	543	17.5
1991-92	Kristen Maskala	29	635	21.9
1990-91	Heidi Ach	25	371	14.8
1989-90	Heidi Ach	22	292	13.3
1988-89	Heidi Ach	28	381	13.6
1987-88	Patty Baker	28	372	13.3
1986-87	Beth Ayers	27	319	11.8
1985-86	Beth Ayers	25	347	13.9
1984-85	Lynn Suplicki	25	316	12.6
1983-84	Becky Kinzer	27	463	17.1
1982-83	Julie Sievers	24	428	17.8
1981-82	Julie Sievers	28	528	18.9
1980-81	Julie Sievers	27	481	17.8
1979-80	Kathy Andrykowski	25	500	20.0
1978-79	Lisa Morin	19	227	11.9
	Mary Spellacy	19	227	11.9
1977-78	Kathy Andrykowski	19	383	20.2
1976-77	Kathy Andrykowski	13	263	20.2
1975-76	Marguerite Friar	15	131	8.7

Rebounding

Season	Name	Gm.	Rebs.	Avg.
2009-10	Jessica Pachko	22	209	6.3
2008-09	Angel Robinson	33	166	5.0
2007-08	Svetlana Kovalenko	35	240	6.9
2006-07	Christina Quaye	33	198	6.0
2005-06	Christina Quaye	33	204	6.2
2004-05	Christina Quaye	30	204	6.8
2003-04	Crystal Weaver	32	220	6.9
2002-03	Rachel Klug	30	184	6.1
2001-02	Rachel Klug	28	175	6.3
2000-01	Sarah Zawodny	29	238	8.2
1999-00	Abbie Willenborg	29	268	9.2
1998-99	Abbie Willenborg	29	288	9.9
1997-98	Abbie Willenborg	29	297	10.2
1996-97	Abbie Willenborg	31	314	10.1
1995-96	Clare Barnard	23	170	7.4
1994-95	Christine Kennedy	31	309	10.0
1993-94	Christine Kennedy	29	286	9.9
1992-93	Stephanie Krumrei	31	245	7.9
1991-92	Christine Kennedy	29	278	9.6
1990-91	Heidi Ach	25	200	8.0
1989-90	Tammy Shain	28	175	6.3
1988-89	Kerri Christianson	26	155	6.0
1987-88	Patty Baker	28	235	8.4
1986-87	Patty Baker	27	188	7.0
1985-86	Patty Baker	25	127	5.1
1984-85	Lynn Suplicki	25	231	9.2
1983-84	Pam Suplicki	27	277	10.3
1982-83	Julie Sievers	24	270	11.3
1981-82	Julie Sievers	28	295	10.5
1980-81	Julie Sievers	27	325	12.0
1979-80	Kathy Andrykowski	25	347	13.9
1978-79	Mary Spellacy	19	171	9.0
1977-78	Kathy Andrykowski	19	273	14.4
1976-77	Kathy Andrykowski	13	218	16.8
1975-76	Kathy Moore	14	144	9.6

Assists

Season	Name	Gm.	Ast.	Avg.
2009-10	Angel Robinson	33	154	4.6
2008-09	Angel Robinson	33	121	3.6
2007-08	Angel Robinson	35	135	3.9
2006-07	Krystal Ellis	33	115	3.5
2005-06	Carolyn Kieger	32	196	6.1
2004-05	Carolyn Kieger	30	185	6.2
2003-04	Carolyn Kieger	32	188	5.9
2002-03	Carolyn Kieger	30	125	4.2
2001-02	Kristi Johnson	28	78	2.8
2000-01	Kristi Johnson	29	69	2.4
1999-00	Kristi Johnson	29	86	3.0
1998-99	Kristi Johnson	29	107	3.7
1997-98	Nicki Taggart	29	215	7.4
1996-97	Nicki Taggart	31	206	6.5
1995-96	Shari Smith	28	105	3.8
1994-95	Lori Goerlitz	31	222	7.2
1993-94	Lori Goerlitz	29	183	6.3
1992-93	Courtney Romeiser	31	138	4.5
1991-92	Courtney Romeiser	29	123	4.2
1990-91	Jennifer Clinton	27	75	2.8
1989-90	Joan Pitrof	28	158	5.6
1988-89	Joan Pitrof	28	183	6.5
1987-88	Joan Pitrof	28	199	7.1
1986-87	Joan Pitrof	27	149	5.5
1985-86	Sharon Flaiz	25	111	4.4
1984-85	Beth Ayers	25	116	4.6
1983-84	Becky Kinzer	27	135	5.0
1982-83	Debbie Stampley	22	87	4.0
1981-82	Debbie Stampley	31	113	3.6
1980-81	Lisa Morin	27	70	2.6
1979-80	Kaylyn Sievert	26	56	2.2
1978-79	Lisa Morin	10	29	1.5
1977-78	Jane Fitzmaurice	20	59	3.0
1976-77	Barb Tomczak	19	41	2.2
1975-76	Belindra Castro	16	34	2.1

Steals

Season	Name	Gm.	Stl.	Avg.
2009-10	Angel Robinson	33	70	2.1
2008-09	Krystal Ellis	32	45	1.4
2007-08	Angel Robinson	35	86	2.5
2006-07	Krystal Ellis	33	73	2.2
2005-06	Krystal Ellis	33	62	1.9
2004-05	Efueko Osagie	30	62	2.1
2003-04	Carolyn Kieger	32	63	2.0
2002-03	Katie Alsdurf	30	56	1.8
2001-02	Rashida Gales	25	34	1.4
	Kelly Schwerman	28	34	0.8
2000-01	Rashida Gales	29	25	0.8
	Sarah Zawodny	29	25	0.8
1999-00	Lisa Oldenburg	29	57	2.0
1998-99	Lisa Oldenburg	29	51	1.8
1997-98	Sidnee Majette	29	45	1.6
1996-97	Nicki Taggart	31	60	1.9
1995-96	Sidnee Majette	23	52	2.3
1994-95	Kerri Reaves	31	66	2.1
1993-94	Kristen Maskala	29	71	2.4
1992-93	Courtney Romeiser	31	92	3.0
1991-92	Courtney Romeiser	29	93	3.2
1990-91	Tammy Shain	27	71	2.6
1989-90	Tammy Shain	28	71	2.5
1988-89	Tammy Shain	28	61	2.2
1987-88	Joan Pitrof	28	64	2.3
1986-87	Beth Ayers	27	61	2.3
1985-86	Beth Ayers	25	63	2.5
1984-85	Lynn Suplicki	25	72	2.6
1983-84	Becky Kinzer	27	63	2.3
1982-83	Debbie Stampley	24	51	2.1
1981-82	Debbie Stampley	31	70	2.3

Blocks

Season	Name	Gm.	Blk.	Avg.
2009-10	Sarina Simmons	33	29	0.9
2008-09	Georgie Jones	31	22	0.7
2007-08	Svetlana Kovalenko	35	23	0.7
2006-07	Jasmine McCullough	33	25	0.7
2005-06	Danielle Kamm	33	26	0.8
2004-05	Jasmine McCullough	30	35	1.2
2003-04	Sarah Shouse	32	30	0.9
2002-03	Rachel Klug	30	28	0.9
2001-02	Rachel Klug	28	33	1.2
2000-01	Sarah Zawodny	29	25	0.8
1999-00	Lisa Oldenburg	29	50	1.7
1998-99	Lisa Oldenburg	29	46	1.6
1997-98	Lisa Oldenburg	29	35	1.2
1996-97	Bridget Inman	31	31	1.0
1995-96	Bridget Inman	28	39	1.4
1994-95	Christine Kennedy	31	53	1.7
1993-94	Christine Kennedy	29	52	1.8
1992-93	Christine Kennedy	31	36	1.2
1991-92	Christine Kennedy	29	16	0.6
1990-91	Heidi Ach	25	45	1.8
1989-90	Heidi Ach	22	42	1.1
1988-89	Kerri Christianson	26	52	2.0
1987-88	Heidi Ach	27	32	1.2
1986-87	Kerri Christianson	26	36	1.4
1985-86	Kerri Christianson	25	51	2.0
1984-85	Lynn Suplicki	25	26	1.0
1983-84	Lynn Suplicki	27	20	0.7
1982-83	Julie Sievers	24	41	1.7



Krystal Ellis won MU's Scoring title back-to-back seasons in 2006-07 and 2007-08


Individual Records

Game Records

Points	43	Julie Sievers vs Carthage, 2/22/83 - All-Time
	42	Lisa Oldenburg vs Pacific, 11/26/99 - Division I
	40	Krystal Ellis vs Kentucky, 3/30/08
Field Goals Made	19	Julie Sievers vs Carthage, 2/22/83 Kathy Andrykowski vs Wis.-Oshkosh, 2/12/80
	90.9 (10-11)	Lisa Oldenburg at Houston, 1/21/99
Free Throws Made	14	Kerri Christianson vs Valparaiso, 3/3/89; Kerri Reaves vs Dayton, 2/5/95
	100.0 (14-14)	Kerri Reaves vs Dayton, 2/5/94
FT Pct. ¹	100.0 (10-10)	Katie O'Grady vs Saint Louis, 1/18/02
	7	Lori Goerlitz, twice, last vs. Wis.-Green Bay, 1/4/95; Theresa Wenzel vs Loyola (Ill.), 1/17/91 Erin Monfre vs West Virginia, 2/15/09
3 Pt. FG Made	83.3 (5-6)	Courtney Romeiser vs Monmouth, 12/27/91
3 Pt. FG Pct. ⁷	25	Pam Suplicki vs Wis.-Platteville, 2/14/84
Rebounds	16	Joan Pitrof vs UIC, 1/6/88
Assists	6	Christine Kennedy vs Memphis, 2/3/94; Lynn Suplicki vs Carthage, 11/28/84; Julie Sievers vs Wis.-Milwaukee, 2/2/83
Blocks	9	Sidnee Majette vs Wis.-Milwaukee, 1/16/95
Steals		



Joan Pitrof: 16 assists on Jan. 6, 1988



Kristen Maskala: 19.6 points per game

Season Records

Points	635	Kristen Maskala, 1991-92
Scoring Avg.	21.9	Kristen Maskala, 1991-92
FG Made	242	Kristen Maskala, 1991-92
FG Pct. ²	57.9 (129-223)	Heidi Ach, 1987-88
Free Throws Made	167	Kerri Reaves, 1994-95
FT Pct. ⁴	87.7 (71-81)	Kelly Schwerman, 2003-04
3-Pt. FG Made	91	Lori Goerlitz, 1994-95
3-Pt. FG Pct. ⁷	42.7 (56-131)	Kelly Schwerman, 2002-03
Rebounds	347	Kathy Andrykowski, 1979-80
Rebounding Avg.	16.8 rpg	Kathy Andrykowski, 1976-77
Assists	222	Lori Goerlitz, 1994-95
Blocks	53	Christine Kennedy, 1994-95
Steals	93	Courtney Romeiser, 1991-92

Career Records

Points	1,940	Krystal Ellis, 2005-09
Scoring Avg.	19.6	Kristen Maskala, 1991-94
FG Made	721	Julie Sievers, 1979-83
FG Pct. ³	54.0 (638-1,182)	Lisa Oldenburg, 1996-00
Free Throws Made	435	Abbie Willenborg, 1996-00
FT Pct. ⁵	83.1 (191-229)	Kelly Schwerman, 2000-04
3-Pt. FG Made	223	Lori Goerlitz, 1991-95
3-Pt. FG Pct. ⁸	39.1 (25-64)	Anita Godlewski, 1987-91
Rebounds	1,167	Abbie Willenborg, 1996-00
Rebounding Avg.	13.7	Kathy Andrykowski, 1976-80
Assists	694	Carolyn Kieger, 2002-06
Blocks	170	Kerri Christianson, 1985-89
Steals	287	Courtney Romeiser, 1989-93
Games Played	131	Svetlana Kovalenko, 2004-08
	131	Marissa Thrower, 2005-09

1 min. 10 attempts

2 min. 400 attempts

3 min. 175 attempts

4 min. 30 attempts

5 min. 100 attempts

6 min. 50 attempts

7 min. five attempts

8 min. 60 attempts

WOMEN'S BASKETBALL

Team Records

Game

Points	115	at Valparaiso, 1/15/92
Field Goals	45	vs Akron, 11/29/91
		vs Stetson, 11/22/91
		vs UIC, 1/6/88
		vs Saint Louis, 1/22/95
FG Attempted	109	at Valparaiso, 1/15/92
FG Percentage	68.2 (45-66)	vs Saint Louis, 1/22/95
FG Percentage Defense	16.7	vs DePaul, 12/30/99
3-Pt. FG	14	vs Syracuse, 12/27/93
3-Pt. Attempted	35	vs BYU, 11/23/91;
		vs Syracuse, 12/28/92
3-Pt. FG Percentage	72.7 (8-11)	at Wisconsin, 1/5/03
Free Throws	37	at Valparaiso, 3/3/89
FT Attempted	44	vs Loyola, 2/6/96
	44	vs Houston, 2/2/03
FT Percentage	100.0 (12-12)	vs Illinois 12/13/98
Offensive Rebounds	33	vs Wis.-Milwaukee, 12/3/96
Defensive Rebounds	46	vs Alabama State, 12/2/90
Total Rebounds	69	at Valparaiso, 1/15/92
Fouls	38	vs Wis.-Green Bay, 1/4/92
Assists	33	vs UIC, 1/6/88
Turnovers	43	vs DePaul, 2/11/89
Blocks	12	vs Louisville, 1/17/00
		vs Butler, 2/2/91
Steals	27	vs Valparaiso, 1/15/92;
		vs Canisius, 12/30/92

Season

Games	35	2007-08
Wins	26	2006-07
Winning Streak	14	2006-07
Home Winning Streak	13	1999-2000
Road Winning Streak	5	1991-92, 1992-93, 1993-94
		2002-03, 2006-07
Field Goals	947	1991-92
FG Attempted	2,278	1991-92
FG Percentage	45.8	1988-89
FG Percentage Defense	35.0	2001-02
3FG Percentage Defense	26.5	2005-06
3-Point Field Goals	208	1994-95
3FG Attempted	673	1994-95
3FG Percentage	38.1	2002-03
Free Throws	554	1994-95
FT Attempted	775	2007-08
FT Percentage	76.7	2002-03
Rebounds	1,389	2007-08
Rebounding Average	46.4	1990-91
Fouls	700	2007-08
Assists	537	1994-95
Turnovers	723	1990-91
Steals	444	1992-93
Points	2,534	1991-92
Scoring Average	87.4	1991-92

Milestones

First Win	Marquette 39, MATC 35	1/27/76
First Home Win	Marquette 52, Notre Dame 47	2/4/76
First Road Win	Marquette 39, MATC 35	1/27/76
25th Win	Marquette 69, Lawrence 43	2/7/78
50th Win	Marquette 73, Northland 31	2/24/80
75th Win	Marquette 61, Northland 47	4/4/82
100th Win	Marquette 67, Wis.-Parkside 48	1/12/85
125th Win	Marquette 100, UIC, 68	1/6/88
150th Win	Marquette 71, UIC 67	2/17/90
175th Win	Marquette 104, Southeast La. 67	3/1/92
200th Win	Marquette 74, Wis.-Green Bay 67	12/4/93
225th Win	Marquette 92, Northwestern 80	12/20/94
250th Win	Marquette 79, Wis.-Milwaukee 58	12/3/96
275th Win	Marquette 81, Kansas State 68	12/21/97
300th Win	Marquette 65, Saint Louis 54	1/10/99
325th Win	Marquette 72, UAB 69 (OT)	1/20/00
350th Win	Marquette 91, Dayton 63	12/16/01
400th Win	Marquette 67, Toledo 28	11/24/04
425th Win	Marquette 82, Rice 57	12/30/05
450th Win	Marquette 80, South Dakota State 63	12/31/06
500th Win	Marquette 67, Cincinnati 61	2/18/09
Most Wins	26	2006-07
Most Consec. Wins	14	2006-07
Most Consec. Home Wins	23	1999-00
Most Consec. Road Wins	5	1991-92, 1992-93
		1993-94, 2002-03, 2006-07
Most Points	Marquette 115, Valparaiso 103	1/15/92
Fewest Points	Wis.-Whitewater 71, Marquette 30	1/24/76
Most Opp. Points	Arizona State 119, Marquette 72	12/5/92
Fewest Opp. Points	Marquette 49, Concordia 17	3/3/76
Largest Winning Margin	56, Marquette 97, Ball State 41	12/21/93;
	56, Marquette 91, Mount Mary 35	12/1/84
Largest Losing Margin	57, Wis.-La Crosse 106, Marquette 49	1/22/77
Most Points (two teams)	218, Marquette 115, Valparaiso 103	1/15/92

Through the Years

Overall Record	35 seasons	979 games	519-460	(53.0)
Home Record	35 seasons	422 games	271-151	(64.2)
Bradley Center	14 seasons	39 games	24-15	(61.5)
Cardinal Stritch	1 season	1 game	1-0	(100.0)
Marquette Gym	23 seasons	126 games	67-59	(53.2)
U.S. Cellular Arena/ Milw. Auditorium	26 seasons	164 games	108-56	(65.9)
Wis. Luth. Fid. Hse.	3 seasons	3 games	3-0	(100.0)
Al McGuire Center	7 seasons	103 games	81-22	(79.6)
Road Record	35 seasons	437 games	175-242	(40.0)
Neutral Record	35 seasons	108 games	51-57	(47.2)
Record in Overtime Games			13-17	(42.9)
Home games	Al McGuire Center		2-0	(100.0)
	Marquette Gym		1-4	(20.0)
	U.S. Cellular Arena		2-1	(66.7)
Road games			7-7	(50.0)
Neutral games			1-5	(16.6)

Records by Class

Points

Name	Season	Points
1. Kristen Maskala	1993-94	567
2. Kerri Reaves	1994-95	546
3. Christina Quaye	2006-07	528

Scoring Average

Name	Season	Avg.
1. Kathy Andrykowski	1979-80	20.0
2. Kristen Maskala	1993-94	19.6
3. Julie Sievers	1982-83	17.8

Field Goals Made

Name	Season	FGM
1. Kathy Andrykowski	1979-80	210
2. Kristen Maskala	1993-94	204
3. Becky Kinzer	1983-84	191

Field Goal Percentage (Minimum 100 Attempts)

Name	Season	FGM-FGA	Pct.
1. Lisa Oldenburg	1999-00	183-237	56.0
2. Kerri Christianson	1988-89	122-225	54.2
3. Clare Barnard	1996-97	162-307	52.8

Three-Point Field Goals Made

Name	Season	3PM
1. Lori Goerlitz	1994-95	91
2. Kelly Scherman	2003-04	70
3. Lesley Juedes	2004-05	59

Three-Point Field Goals Attempted

Name	Season	3PA
1. Lori Goerlitz	1994-95	274
2. Kelly Scherman	2003-04	210
3. Courtney Romeiser	1992-93	171

Three-Point Field Goal Percentage (Min. 30 Attempts)

Name	Season	3PM-3PA	Pct.
1. Lesley Juedes	2004-05	59-141	41.8
2. Anita Godlewski	1990-91	25-63	39.7
3. Theresa Wenzel	1990-91	27-72	37.5

Free Throws Made

Name	Season	FTM
1. Kerri Reaves	1994-95	167
2. Clare Barnard	1996-97	153
3. Christina Quaye	2006-07	130

Free Throw Percentage (Min. 40 Attempts)

Name	Season	FTM-FTA	Pct.
1. Kelly Scherman	2003-04	71-81	87.7
2. Kristen Maskala	1993-94	116-137	84.7
3. Liz Spurgin	1995-96	61-76	80.3

Rebounds

Name	Season	Reb.
1. Kathy Andrykowski	1979-80	347
2. Christine Kennedy	1994-95	309
3. Mary Spellacy	1980-81	283

Rebounding Average

Name	Season	Avg.
1. Kathy Andrykowski	1979-80	13.9
2. Julie Sievers	1982-83	11.3
Mary Spellacy	1980-81	11.3

Assists

Name	Season	Assists
1. Lori Goerlitz	1994-95	222
2. Nicki Taggart	1997-98	215
3. Carolyn Kieger	2005-06	196

Senior Records



Lesley Juedes: 41.8 three-point percentage

Steals

Name	Season	Steals
1. Courtney Romeiser	1992-93	92
2. Kristen Maskala	1993-94	71
3. Kerri Reaves	1994-95	66

Blocks

Name	Season	Blocks
1. Christine Kennedy	1994-95	53
2. Kerri Christianson	1988-89	52
3. Lisa Oldenburg	1999-00	50

Points

Name	Season	Points
1. Krystal Ellis	2007-08	601
2. Julie Sievers	1981-82	582
3. Kristen Maskala	1992-93	543

Scoring Average

Name	Season	Avg.
1. Julie Sievers	1981-82	20.7
2. Krystal Ellis	2007-08	19.4
3. Kristen Maskala	1992-93	17.5

Field Goals Made

Name	Season	FGM
1. Julie Sievers	1981-82	213
2. Krystal Ellis	2007-08	212
2. Kristen Maskala	1992-93	203

Field Goal Percentage (Min. 100 Attempts)

Name	Season	FGM-FGA	Pct.
1. Heidi Ach	1989-90	124-215	57.7
2. Lisa Oldenburg	1998-99	154-274	56.2
3. Julie Sievers	1981-82	213-385	55.3

Three-Point Field Goals Made

Name	Season	3PM
1. Lori Goerlitz	1993-94	68
2. Krystal Ellis	2007-08	67
3. Kelly Scherman	2003-04	56

Three-Point Field Goals Attempted

Name	Season	3PA
1. Lori Goerlitz	1993-94	191
2. Krystal Ellis	2007-08	190
3. Courtney Romeiser	1991-92	162

Three-Point Field Goal Percentage (Min. 30 Attempts)

Name	Season	3PM-3PA	Pct.
1. Kelly Scherman	2003-04	56-131	42.7
2. Katie O'Grady	2003-04	28-62	37.7
3. Christine Kennedy	1993-94	25-68	36.8

Free Throws Made

Name	Season	FTM
1. Abbie Willenborg	1998-99	127
Clare Barnard	1995-96	127
3. Angel Robinson	2009-10	114

Free Throw Percentage (Min. 40 Attempts)

Name	Season	FTM-FTA	Pct.
1. Beth Ayers	1985-86	69-82	84.1
2. Paige Fiedorowicz	2009-10	65-78	83.3
3. Krystal Ellis	2007-08	110-134	82.1

Rebounds

Name	Season	Reb.
1. Julie Sievers	1981-82	295
2. Abbie Willenborg	1998-99	288
3. Christine Kennedy	1993-94	286

Rebounding Average

Name	Season	Avg.
1. Julie Sievers	1981-82	10.5
2. Pam Suplicki	1982-83	10.0
3. Abbie Willenborg	1998-99	9.9

Assists

Name	Season	Assists
1. Nicki Taggart	1996-97	206
2. Carolyn Kieger	2004-05	185
3. Lori Goerlitz	1993-94	183
Joan Pitrof	1988-89	183

Junior Records



Krystal Ellis: 601 points

Steals

Name	Season	Steals
1. Courtney Romeiser	1991-92	93
2. Kristen Maskala	1992-93	75
3. Tammy Shain	1990-91	71

Blocks

Name	Season	Blocks
1. Christine Kennedy	1993-94	52
2. Lisa Oldenburg	1998-99	46
3. Bridget Inman	1995-96	39

WOMEN'S BASKETBALL

Points

Name	Season	Points
1. Kristen Maskala	1991-92	635
2. Krystal Ellis	2006-07	593
3. Lisa Oldenburg	1997-98	535

Scoring Average

Name	Season	Avg.
1. Kristen Maskala	1991-92	21.9
2. Kathy Andrykowski	1977-78	20.2
3. Lisa Oldenburg	1997-98	18.4

Field Goals Made

Name	Season	FGM
1. Kristen Maskala	1991-92	242
2. Lisa Oldenburg	1997-98	205
3. Julie Sievers	1980-81	199

Field Goal Percentage (Min. 100 Attempts)

Name	Season	FGM-FGA	Pct.
1. Heidi Ach	1988-89	156-286	54.5
2. Lisa Oldenburg	1997-98	205-377	54.4
3. Two players			52.1

Three-Point Field Goals Made

Name	Season	3PM
1. Kristen Maskala	1991-92	69
2. Krystal Ellis	2006-07	65
3. Katie Alsdurf	2002-03	50

Three-Point Field Goals Attempted

Name	Season	3FGA
1. Krystal Ellis	2006-07	183
2. Kristen Maskala	1991-92	171
3. Katie Alsdurf	2002-03	148

Three-Point Field Goal Pct. (Min. 30 Attempts)

Name	Season	3PM-3PA	Pct.
1. Kristen Maskala	1991-92	69-171	40.4
2. Heidi Bowman	1998-99	31-86	36.0
3. Krystal Ellis	2006-07	65-183	35.3

Free Throws Made

Name	Season	FTM
1. Krystal Ellis	2006-07	150
2. Lisa Oldenburg	1997-98	120
Christina Quaye	2004-05	120

Free Throw Percentage (Min. 60 Attempts)

Name	Season	FTM-FTA	Pct.
1. Krystal Ellis	2006-07	150-172	87.2
2. Kelly Schwerman	2001-02	56-65	83.1
3. Lisa Oldenburg	1997-98	120-148	81.1

Rebounds

Name	Season	Reb.
1. Julie Sievers	1980-81	325
2. Abbie Willenborg	1997-98	297
3. Kathy Andrykowski	1977-78	273


Rebounding Average

Name	Season	Avg.
1. Kathy Andrykowski	1977-78	14.4
2. Julie Sievers	1980-81	12.0
3. Abbie Willenborg	1997-98	10.2

Assists

Name	Season	Assists
1. Joan Pitrof	1987-88	199
2. Carolyn Kieger	2003-04	188
3. Angel Robinson	2008-09	121

Sophomore Records



Kristen Maskala: 635 points

Steals

Name	Season	Steals
1. Kristen Maskala	1991-92	75
2. Krystal Ellis	2006-07	73
3. Lynn Suplicki	1984-85	72

Blocks

Name	Season	Blocks
1. Kerri Christianson	1986-87	36
2. Lisa Oldenburg	1997-98	35
Two players		35

Points

Name	Season	Points
1. Angel Robinson	2007-08	399
2. Tammy Shain	1988-89	353
Krystal Ellis	2005-06	353
4. Abbie Willenborg	1996-97	349

Scoring Average

Name	Season	Avg.
1. Kathy Andrykowski	1976-77	19.8
2. Tammy Shain	1988-89	12.6
3. Julie Sievers	1979-80	12.4

Field Goals Made

Name	Season	FGM
1. Tammy Shain	1988-89	154
2. Angel Robinson	2007-08	141
3. Christine Kennedy	1991-92	138

Field Goal Percentage (Min. 100 Attempts)

Name	Season	FGM-FGA	Pct.
1. Heidi Ach	1987-88	129-223	57.8
2. Lynn Suplicki	1983-84	100-184	54.3
3. Abbie Willenborg	1996-97	131-268	48.9

Three-Point Field Goals Made

Name	Season	3PM
1. Kristi Johnson	1998-99	50
2. Shari Smith	1995-96	44
3. Krystal Ellis	2005-06	42

Three-Point Field Goals Attempted

Name	Season	3FGA
1. Petra Olsen	1995-96	145
2. Shari Smith	1995-96	144
3. Kristi Johnson	1998-99	141

Three-Point Field Goal Pct. (Min. 30 Attempts)

Name	Season	3PM-3PA	Pct.
1. Carolyn Kieger	2002-03	26-61	42.6
2. Krystal Ellis	2005-06	42-106	39.6
2. Kristi Johnson	1998-99	50-141	35.5

Free Throws Made

Name	Season	FTM
1. Angel Robinson	2007-08	99
2. Carolyn Kieger	2002-03	98
3. Abbie Willenborg	1996-97	82

Free Throw Percentage (Min. 60 Attempts)

Name	Season	FTM-FTA	Pct.
1. Carolyn Kieger	2002-03	98-112	87.5
2. Kristi Johnson	1998-99	61-76	80.3
3. Joan Pitrof	1986-87	40-51	78.4

Rebounds

Name	Season	Reb.
1. Abbie Willenborg	1996-97	314
2. Christine Kennedy	1991-92	278
3. Julie Sievers	1979-80	261

Rebounding Average

Name	Season	Avg.
1. Kathy Andrykowski	1976-77	16.8
2. Abbie Willenborg	1996-97	10.1
3. Julie Sievers	1979-80	10.0

Assists

Name	Season	Assists
1. Joan Pitrof	1986-87	149
2. Angel Robinson	2007-08	135
3. Carolyn Kieger	2002-03	125

Freshman Records



Angel Robinson: 399 points, 86 steals

Steals

Name	Season	Steals
1. Angel Robinson	2007-08	86
2. Krystal Ellis	2005-06	62
3. Tammy Shain	1988-89	61

Blocks

Name	Season	Blocks
1. Kerri Christianson	1986-87	36
2. Lisa Oldenburg	1997-98	35
Heidi Ach	1988-89	35

Al McGuire Center Records

Marquette (Individual and Team)

Points		
Individual	32	Krystal Ellis vs Kansas (Dec. 7, 2008)
	32	Krystal Ellis vs Western Michigan (Jan. 2, 2008)
Team	92	vs Providence (March 31, 2006)
Field Goals Made		
Individual	12	Krystal Ellis vs Kansas (Dec. 7, 2008)
	12	Krystal Ellis vs Western Michigan (Jan. 2, 2008)
Team	33	vs Oral Roberts (Nov. 15, 2008)
3-Point Field Goals Made		
Individual	7	Erin Monfre vs West Virginia (Feb. 15, 2009)
Team	10	vs Syracuse (Jan. 3, 2007)
	10	vs West Virginia (Feb. 15, 2009)
Free Throws Made		
Individual	13	Jessica Pachko vs Oakland (Nov. 21, 2010)
Team	31	vs TCU (Feb. 11, 2005)
Rebounds		
Individual	16	Twice (Last: Jocelyn Mellen vs USF (March 3, 2008))
Team	57	vs Toledo (Nov. 24, 2004)
Assists		
Individual	11	Carolyn Kieger vs Wisconsin (Dec. 1, 2004)
Team	25	vs USF (Jan. 28, 2005)
Steals		
Individual	7	Tatiana McMorris vs Cansisus (Dec. 21, 2009)
Team	20	vs Eastern Illinois (March 18, 2010)
Blocked Shots		
Individual	6	Danielle Kamm vs Charlotte (Jan. 14, 2005)
Team	11	vs Charlotte (Jan. 14, 2005)



Marquette: 92 points vs. Providence (January 31, 2006)



Erin Monfre: seven 3-point field goals made vs. West Virginia (Feb. 15, 2009)

Opponents (Individual and Team)

Points		
Individual	32	Courtney Vandersloot, Gonzaga (Nov. 28, 2008)
Team	83	Connecticut (Feb. 7, 2009)
Field Goals Made		
Individual	13	Monica Wright, Virginia (Nov. 29, 2008)
Team	30	DePaul (Feb. 20, 2010)
3-Point Field Goals Made		
Individual	6	Twice (Last: Danielle McCray, Kansas (Dec. 7, 2008))
Team	11	Villanova (Jan. 13, 2007)
Free Throws Made		
Individual	11	Kalee Whipple, Utah (Nov. 30, 2008)
Team	24	Connecticut (Feb. 7, 2009)
Rebounds		
Individual	21	Chelsea Cole, Pittsburgh (Jan. 2, 2010)
Team	50	Connecticut (Feb. 7, 2009)
Assists		
Individual	11	Micah Harvey, Cincinnati (Jan. 9, 2004)
Team	20	DePaul (Feb. 20, 2010)
Steals		
Individual	7	Five Times (Last: Terra Burns, Butler (March 23, 2009))
Team	17	Twice (Last: Connecticut (Jan. 13, 2010))
Blocked Shots		
Individual	4	Three Times (Last: Chelsea Cole, Pittsburgh (Jan. 2, 2010))
Team	8	Pittsburgh (Jan. 2, 2010)

WOMEN'S BASKETBALL

Big Games at the Al McGuire Center

January 4, 2004

Marquette 76, Columbia 42

In the first game ever played in the Al McGuire Center, the Golden Eagles opened their new home with a bang defeating Columbia 76-42. Marquette forged a 38-20 half-time lead behind 53.6 percent shooting from the floor and 44.4 percent from long range. Kelly Schwerman scored the first basket ever in "The Al" hitting a three-point bucket at the 19:53 mark of the first half. It was the first shot ever taken in the new facility after MU won the opening tip.

February 29, 2004

Marquette 62, DePaul 61

Marquette hoped to avoid their third consecutive loss and their first ever in the Al McGuire Center as they squared off against their conference rival to the south. Marquette squandered a 19-point second half lead, but held on to defeat nationally ranked DePaul, 62-61. The Golden Eagles charged to a 39-26 halftime advantage and saw the lead grow to as many as 19. However, a tenacious Blue Demon squad used runs of 16-2 and 12-2 to knot the score at 51. From there, the game saw four ties until a Kelly Schwerman free throw with 14.4 seconds left to play broke a 61-61 tie and gave MU a one-point lead. The Golden Eagles preserved the victory when Christina Quaye absorbed a charge from DePaul guard Charlene Smith with less than one second remaining. With the win, the Golden Eagles capped the regular season with an unblemished record at the Al McGuire Center.

January 9, 2005

Marquette 63, DePaul 53

In what's been said to be among the fiercest rivalries in women's college basketball, Marquette defeated nationally-ranked DePaul for the third straight time, 63-53. The Blue Demons owned a 35-30 halftime advantage, but Leslie Juedes led Marquette's second-half surge behind her 5-of-9 shooting from long distance. A 9-0 run out of the break gave Marquette a brief lead at 36-35, but a 12-2 DePaul run put the Blue Demons up 47-41 with 9:15 remaining. When Juedes responded with a 3-pointer that sparked a 14-0 run for the Golden Eagles, they would never trail again and would preserve the lead by sinking 8-of-9 free throws down the stretch.



Carolyn Kieger recorded 11 points, five assists and four steals in MU's first BIG EAST victory, 60-57, over St. John's

December 6, 2005

Marquette 60, St. John's 57

The Golden Eagles played their first-ever BIG EAST Conference game against nationally ranked St. John's. The Red Storm parlayed a 31-24 halftime advantage into to a 43-26 lead three minutes into the second half. However, a stingy Marquette defense would only allow 14 points over the remaining 17 minutes. A 12-0 run was highlighted by Christina Quaye's three-point play that cut the deficit to 43-35 at the 13:55 mark. With St. John's clinging to a 57-56 lead and 45 seconds remaining, Danielle Kamm nailed her second of two three-pointers in the last two minutes to give Marquette a 59-57 lead. A Carolyn Kieger free throw after a St. John's miss on the ensuing possession iced the game for Marquette.

January 23, 2007


Marquette 71, Notre Dame 62

The 17th ranked Golden Eagles broke their 10-game losing streak to the Fighting Irish and gave Terri Mitchell her first-ever win over Notre Dame notching a 71-62 victory. Marquette led from the opening tip but the Fighting Irish cut the lead to 52-48 with 7:27 remaining. However, Marquette responded with an 11-4 run capped by an Efueko Osagie-Landry three-point play that gave the Golden Eagles a 63-52 lead with just under four minutes left. The Fighting Irish would get no closer than seven points, while Marquette closed the game hitting five of eight from the charity stripe. Marquette senior Danielle Kamm reached 1,000 career points when she hit a jumper at the 17:31 mark of the first half.

February 5, 2007

Connecticut 52, Marquette 48

When the No. 6/5 ranked Connecticut Huskies paid a visit to the Al McGuire Center it was a historic night for Marquette women's basketball. Not only were the Huskies the highest-ranked team to ever play in the McGuire Center, but the capacity crowd of 4,000 was the largest in program history. Undefeated in BIG EAST play, Connecticut jumped to a 31-20 lead at the break, but the Golden Eagles erased the deficit and remained close late into the second half. A pair of Danielle Kamm free throws with 5:36 remaining cut the Huskies' lead to 47-43. After a three point play by UConn's Renee Montgomery, Christina Quaye answered with a long ball of her own then two free throws to pull MU to within two with 36.4 seconds left. However, Connecticut escaped when Quaye missed a three with 12.5 seconds remaining and Montgomery nailed two free throws to seal the game for the Huskies.



Christina Quaye scored a team-high 20 points to help MU to a 65-54 victory over Louisville

February 17, 2007

Marquette 65, Louisville 54

In what is becoming a habit, the Golden Eagles knocked off another Top 25 opponent at the Al McGuire Center to move to 6-2 against ranked foes in the building. This time the Louisville Cardinals were the victim as Marquette won its third in a row and picked up a crucial BIG EAST victory, 65-54. Marquette used a stifling defense to force 26 turnovers that resulted in 23 points. The Golden Eagles led 34-30 at half-time, but the lead ballooned to as many as 15

points in the second half. A Cardinal run cut the deficit to 59-54, but Krystal Ellis was a perfect 6-6 from the charity stripe to deny Louisville's comeback bid. The win put Marquette in sole possession of second place in the BIG East standings.

February 23, 2008

Marquette 76, Pittsburgh 69

Marquette rallied from a 16-point deficit to upset the No. 21 ranked Pittsburgh Panthers, 76-69. The Golden Eagles found themselves down 10 with 13.1 seconds remaining in the first half before a Panther turnover and baskets by freshmen Paige Fiedorowicz and Jocelyn Mellen in the last 8 seconds cut the halftime deficit to 33-27. The momentum continued to swing in Marquette's favor out of the locker room as back-to-back baskets by Fiedorowicz evened the contest at 33-33. MU took its first lead of the game at 62-59 on a three-pointer by Krystal Ellis with 4:01 remaining. A clutch three by freshman Angel Robinson and a Svetlana Kovalenko layup extended Marquette's advantage to 70-65 at the 1:12 mark. MU nailed 6 of 8 from the charity stripe in the final minute to preserve the victory.

March 24, 2008

Marquette 75, Creighton 69 (OT) WNIT Second Round

The trip to the 2008 WNIT Championship was nearly derailed as Marquette was pushed to the brink by a feisty Creighton Bluejay squad. The Golden Eagles prevailed in overtime, 75-69, but not before surviving a scare that went down to the final seconds. Using runs of 13-0 and 9-0, Marquette grabbed a 38-23 halftime advantage. However, three-point shooting got the Bluejays back in the game, cutting the deficit to 52-44 at the nine-minute mark. The Golden Eagles managed to stay in front until Creighton grabbed its first lead since the first minute at 62-61 with 33 seconds left on a long-ball from guard Sara Cain. The Bluejays added a free throw with nine seconds remaining to extend the advantage, but a Janelle Harris put back off a Krystal Ellis jumper dropped in at the buzzer to force overtime. The extra frame belonged to Marquette, led by Krystal Ellis who scored five points to deliver a 65-59 victory.



Following their win over Illinois, the Golden Eagles won three straight road games en route to the 2008 WNIT Championship.

March 26, 2008

Marquette 72, Illinois 64 WNIT Third Round

Marquette continued its march through the WNIT by defeating the Illinois Fighting Illini 72-64. The Golden Eagles raced to a 25-12 lead early, but cold shooting over the final nine minutes of the half allowed the Illini to take a 36-31 halftime advantage. A 15-0 run out of the break gave the lead back to Marquette who matched their largest lead at 57-44 with 8:46 left. However, the Illini countered with a 15-6 run to cut the deficit to just four at the 1:17 mark. But Krystal Ellis nailed 7-of-8 foul shots down the stretch to seal the victory. With the win, Marquette advanced to the WNIT Quarterfinals and moved to 8-5 all-time in the WNIT.

January 13, 2009

Marquette 75, Notre Dame 65

Marquette rallied from a 10-point half-time deficit to upset No. 10/4 ranked Notre Dame, 75-65. Sophomore Angel Robinson scored 14 of her game-high 19 points in the second half to lead four Marquette players in double figures. The victory was a first for Marquette over a nationally ranked top-10 opponent and snapped an eight-game win streak by the Irish in the process. The Golden Eagles shot a scorching 57.7 percent from the floor in the second half, and combined that with some key defensive stops in the closing minutes. Krystal Ellis, who connected on a pair of 3-point baskets down the stretch, finished with 18 points and was 7-of-13 shooting from the field. But it was her drive and dish to a wide-open Jessica Pachko under the basket with 49 seconds remaining that gave MU a 71-63 lead and sealed the victory for the Golden Eagles.

Home Attendance Records

	Att.	Opponent Result	Date Arena
1.	4,327	Wisconsin W, 67-53	Nov. 14, 2007 Bradley Center
2.	4,000	Connecticut L, 49-83	Feb. 7, 2009 Al McGuire Center
	4,000	Oregon W, 69-39	Dec. 17, 2008 Al McGuire Center
	4,000	Connecticut L, 48-52	Feb. 3, 2007 Al McGuire Center
5.	3,879	Memphis W, 102-99	March 11, 1995* Bradley Center
6.	3,686	Notre Dame L, 68-75	Dec. 31, 2003 U.S. Cellular Arena
7.	3,313	Memphis W, 69-51	Jan. 31, 1999 Bradley Center
8.	3,227	Seton Hall W, 88-71	Feb. 16, 2008 Al McGuire Center
9.	3,220	Saint Louis W, 82-70	Feb. 20, 2000 Milwaukee Arena
10.	3,165	DePaul W, 62-61	Feb. 29, 2004 Al McGuire Center
11.	3,117	West Virginia W, 79-59	Feb. 15, 2009 Al McGuire Center
12.	3,019	Georgetown W, 67-60	Feb. 19, 2006 Al McGuire Center
13.	3,010	Connecticut L, 43-68	Jan. 13, 2010 Al McGuire Center
14.	2,914	Wisconsin L, 63-87	Jan. 9, 1996 MECCA
15.	2,841	Pittsburgh W, 76-69	Feb. 23, 2008 Al McGuire Center
16.	2,809	Louisville W, 65-54	Feb. 17, 2007 Al McGuire Center
17.	2,815	Wisconsin L, 55-56	Dec. 5, 2001 U.S. Cellular Arena
18.	2,707	Dayton W, 77-66	March 9, 1995* MECCA
	2,584	Pittsburgh W, 66-55	Jan. 2, 2010 Al McGuire Center
19.	2,573	Notre Dame L, 47-50	Dec. 19, 2004 Al McGuire Center
20.	2,564	Villanova W, 76-70	Jan. 13, 2007 Al McGuire Center

* Great Midwest Conference Tournament game

Feb. 18	DAYTON	L	62-80
Feb. 23	vs Concordia ²	W	81-39
Feb. 24	vs Wis.-Milwaukee ²	L	56-75
1 Wis.-Stevens Point Tournament			
2 NAIA District 14 Tournament, Green Bay, Wis.			

1984-85 (11-14)			
Nov. 19	at Loras	L	55-58
Nov. 28	CARTHAGE	W	71-63
Dec. 1	MT. MARY	W	91-35
Dec. 4	at Wis.-Oshkosh	L	56-62
Dec. 7	vs Minn.-Duluth ¹	W	54-49
Dec. 8	at Wis.-Platteville ¹	W	64-48
Jan. 5	at Dayton	L	39-77
Jan. 10	WIS.-GREEN BAY	L	74-77
Jan. 12	WIS.-PARKSIDE	W	67-48
Jan. 15	at Wis.-Milwaukee	L	58-61
Jan. 16	at Wis.-Platteville	L	58-67
Jan. 19	WIS.-STEVENS POINT	W	71-61
Jan. 22	at Wis.-Whitewater	W	55-52
Jan. 25	at Wis.-Stout	W	69-50
Jan. 26	at Wis.-Superior	L	63-66
Jan. 24	at Carroll	L	70-77
Feb. 2	at Xavier	L	82-94
Feb. 5	LOYOLA (ILL.)	L	48-81
Feb. 8	WIS.-PLATTEVILLE	W	70-56
Feb. 9	WIS.-La CROSSE	L	72-89
Feb. 14	WIS.-WHITEWATER	L	49-57
Feb. 16	ST. FRANCIS (ILL.)	W	89-76
Feb. 20	WIS.-MILWAUKEE	L	67-71
Feb. 27	vs Concordia ²	W	85-47
Mar. 1	vs Wis.-Green Bay ²	L	73-79
1 Wis.-Stevens Point Classic			
2 NAIA District 14 Tournament, Milwaukee, Wis.			

1985-86 (5-20)			
Nov. 26	LORAS	L	56-60
Nov. 29	at Bradley ¹	L	56-73
Nov. 30	vs Arizona ¹	L	58-82
Dec. 4	at Carthage	W	65-45
Dec. 7	WESTERN ILLINOIS	W	66-63
Dec. 8	ALABAMA	L	40-66
Dec. 13	NOTRE DAME	L	46-90
Dec. 14	SAGINAW VALLEY STATE	L	55-63
Jan. 4	at Stetson	L	59-73
Jan. 6	vs Wake Forest ²	L	45-92
Jan. 9	at Butler	L	61-62
Jan. 11	CREIGHTON	L	56-75
Jan. 13	at Notre Dame	L	42-75
Jan. 15	WIS.-GREEN BAY	L	54-72
Jan. 19	at Detroit	L	47-78
Jan. 25	at Creighton	L	53-84
Jan. 29	at Loyola (Ill.)	L	66-82
Feb. 5	CARROLL	L	67-77
Feb. 11	WIS.-MILWAUKEE	L	57-73
Feb. 15	WIS.-STEVENS POINT	W	68-66
Feb. 19	at Wis.-Green Bay	L	55-60
Feb. 22	VALPARAISO	W	73-70
Feb. 24	at UIC	L	68-76
Feb. 26	DePAUL	L	45-82
Mar. 1	XAVIER (OHIO)	W	61-55
1 Lady Brave Classic, Peoria, Ill.			
2 DeLand, Fla.			



Sr. Maria Pares

1986-1990
Four years
42-69
37.8 pct.

1986-87 (9-18)			
Dec. 2	at Chicago State	W	66-59
Dec. 4	BRADLEY	L	74-85
Dec. 6	DETROIT	L	48-74
Dec. 13	LORAS	L	55-57
Dec. 18	at Eastern Illinois	L	57-93
Dec. 20	at Creighton	L	49-72
Dec. 22	LOYOLA (ILL.)	L	71-76
Jan. 3	at Evansville	L	67-78

Jan. 5	GEORGIA STATE	L	76-77 ⁰¹
Jan. 7	CREIGHTON	L	60-77
Jan. 9	vs Utica ¹	W	73-59
Jan. 10	at Canisius ¹	W	61-60
Jan. 14	UIC	W	89-77
Jan. 17	NORTHERN ILLINOIS	W	85-75
Jan. 21	at Wis.-Green Bay	L	59-68
Jan. 24	at Dayton*	L	55-60
Jan. 31	at Notre Dame*	L	60-95
Feb. 3	at Wis.-Milwaukee	L	60-70
Feb. 7	WIS.-GREEN BAY	W	76-69
Feb. 10	DE PAUL*	L	42-60
Feb. 14	CHICAGO STATE	W	75-34
Feb. 16	DAYTON*	L	53-68
Feb. 19	at Northern Illinois	L	60-85
Feb. 21	at Valparaiso	W	67-53
Feb. 25	NORTHERN IOWA	W	78-64
Feb. 28	NOTRE DAME*	L	53-77
Mar. 6	at DePaul*	L	66-87
1 Lady Griff Invitational, Buffalo, N.Y.			
* North Star Conference games			

1987-88 (9-19)			
Dec. 1	CHICAGO STATE	W	78-43
Dec. 4	at Indiana ¹	L	47-79
Dec. 5	vs Central Michigan ¹	L	52-57
Dec. 7	at Bradley	L	77-98
Dec. 12	LORAS	W	68-51
Dec. 21	at Cleveland State	W	65-57
Dec. 30	at Central Florida ²	L	75-77
Dec. 31	vs Canisius ²	W	85-67
Jan. 2	vs Holy Cross ²	L	76-97
Jan. 6	UIC	W	100-68
Jan. 9	EVANSVILLE	L	67-77
Jan. 12	at Chicago State	W	67-43
Jan. 16	VALPARAISO*	W	64-61
Jan. 18	at Northern Illinois*	L	67-88
Jan. 21	at Xavier (Ohio)	L	55-61
Jan. 23	at Dayton*	L	58-66
Jan. 26	at Notre Dame*	L	51-88
Jan. 28	WIS.-GREEN BAY	L	54-82
Jan. 30	at Valparaiso*	W	79-75
Feb. 3	WIS.-MILWAUKEE	L	53-62
Feb. 6	at Loyola (Ill.)	L	57-70
Feb. 10	DePAUL*	L	59-87
Feb. 13	NORTHERN ILLINOIS*	L	67-69
Feb. 15	at Wis.-Green Bay	L	51-73
Feb. 20	NOTRE DAME*	L	69-79
Feb. 24	at UIC	W	72-63
Feb. 27	DAYTON*	L	57-69
Mar. 3	at DePaul*	L	49-77
1 Indiana Coca-Cola Classic			
2 Central Florida Holiday Tourney			
* North Star Conference games			

1988-89 (13-15)			
Dec. 1	at Wisconsin	L	66-78
Dec. 3	WESTERN ILLINOIS	W	79-73
Dec. 7	at Notre Dame*	L	66-70
Dec. 10	XAVIER (OHIO)	W	78-71
Dec. 17	BRADLEY	L	78-83
Dec. 19	at Northern Iowa	L	61-68
Dec. 21	LOYOLA (ILL.)	W	73-72
Dec. 29	vs Texas Tech ¹	L	42-91
Dec. 30	vs UMKC ¹	W	77-60
Jan. 7	IOWA STATE	L	58-69
Jan. 9	CHICAGO STATE	W	79-60
Jan. 14	WIS.-GREEN BAY*	L	56-67
Jan. 19	AKRON*	W	74-72
Jan. 21	CLEVELAND STATE*	W	64-45
Jan. 26	at DePaul*	L	75-88
Jan. 28	at UIC*	W	54-49
Feb. 2	VALPARAISO*	W	70-57
Feb. 4	NORTHERN ILLINOIS*	L	62-93
Feb. 7	at Chicago State	W	81-56
Feb. 9	at Wis.-Green Bay*	L	55-64
Feb. 11	DePAUL*	L	76-92
Feb. 16	at Akron*	L	69-80
Feb. 18	at Cleveland State*	W	79-68
Feb. 23	UIC*	W	79-71
Feb. 28	at Northern Illinois*	L	89-109
Mar. 2	at Dayton	L	72-92
Mar. 3	at Valparaiso*	W	81-72
Mar. 9	vs Akron ²	L	60-73

1 BYU Cougar Holiday Classic
 2 North Star Conference Tournament, Chicago, Ill.
 * North Star Conference games

1989-90 (11-17)			
Nov. 24	WICHITA STATE ¹	L	64-69
Nov. 26	MIAMI (OHIO) ¹	W	74-63
Nov. 29	at Wis.-Green Bay	L	64-70
Dec. 2	at Kentucky	L	68-96
Dec. 7	at Western Illinois	L	78-84
Dec. 9	NOTRE DAME*	L	67-87
Dec. 29	at St. Peter's ²	L	49-73
Dec. 30	vs Ball State ²	L	78-89
Jan. 6	at Iowa State	L	68-80
Jan. 11	at Dayton*	W	74-70
Jan. 13	at Xavier (Ohio)*	W	74-66
Jan. 16	at Wisconsin	L	79-90
Jan. 18	at Notre Dame*	L	64-81
Jan. 20	LOYOLA (ILL.)*	L	79-91
Jan. 27	SAINT LOUIS*	W	77-62
Feb. 1	at Detroit*	L	80-90
Feb. 3	at Butler*	L	55-83
Feb. 8	DAYTON*	W	66-58
Feb. 10	XAVIER (OHIO)*	W	80-70
Feb. 15	at Loyola (Ill.)*	W	75-73
Feb. 17	at UIC	W	71-67
Feb. 20	at DePaul	L	63-73
Feb. 22	at Evansville*	L	73-78
Feb. 24	at Saint Louis*	W	87-75
Feb. 26	EVANSVILLE*	W	60-57
Mar. 1	DETROIT*	W	99-79
Mar. 3	BUTLER*	L	64-72
Mar. 9	vs Butler ³	L	87-88 ⁰¹

1 Warrior Tip Off, Milwaukee, Wis.
 2 St. Peter's Tournament, Jersey City, N.J.
 3 Midwestern Collegiate Conference Tournament, Dayton, Ohio
 * Midwestern Collegiate Conference game



Jim Jabir

1990-1996
Six years
94-81
53.7 pct.

1990-91 (7-20)			
Nov. 23	AUSTIN PEAY ¹	W	73-67
Nov. 24	FLORIDA ¹	L	70-99
Nov. 26	at Minnesota	L	65-80
Dec. 1	at Florida State ²	L	75-110
Dec. 2	vs Alabama State ²	W	95-62
Dec. 6	at Wis.-Milwaukee	L	66-75
Dec. 19	KENTUCKY	L	60-86
Dec. 21	at Notre Dame*	L	56-109
Jan. 2	NORTHWESTERN (11)	L	71-103
Jan. 5	YALE	W	95-79
Jan. 10	DAYTON*	L	64-70
Jan. 12	XAVIER (OHIO)*	L	59-75
Jan. 17	at Loyola (Ill.)*	L	74-92
Jan. 19	NOTRE DAME* (22)	L	73-91
Jan. 21	WIS.-GREEN BAY	L	67-78
Jan. 24	at Evansville*	L	77-96
Jan. 26	at Saint Louis	W	89-82
Jan. 28	DePAUL	W	101-92
Jan. 31	DETROIT*	L	77-91
Feb. 2	BUTLER*	W	83-79
Feb. 7	at Dayton*	L	69-89
Feb. 9	at Xavier (Ohio)*	L	62-81
Feb. 16	LOYOLA (ILL.)*	L	69-89
Feb. 21	EVANSVILLE*	L	68-83
Feb. 23	SAINT LOUIS*	W	80-67
Feb. 28	at Detroit*	L	68-80
Mar. 2	at Butler*	L	69-83

1 WarriorFest, Milwaukee, Wis.
 2 Tallahassee Hilton Classic, Tallahassee, Fla.
 * Midwestern Collegiate Conference games

1991-92 (16-13)			
Nov. 22	STETSON ¹	W	108-64
Nov. 23	BYU ¹	L	96-108
Nov. 27	at Notre Dame	L	68-83

WOMEN'S BASKETBALL

Nov. 29	at Akron	W	112-66
Dec. 3	at Northwestern (17)	L	74-93
Dec. 19	at Indiana	L	76-90
Dec. 21	MINNESOTA	L	100-105
Dec. 27	vs Monmouth ²	W	101-56
Dec. 28	at La Salle ²	L	88-106
Dec. 29	vs Boston University ²	W	107-86
Jan. 4	at Wis.-Green Bay	L	70-92
Jan. 7	DePAUL*	W	61-52
Jan. 11	at Memphis*	W	89-84
Jan. 15	at Valparaiso	W	115-103
Jan. 25	at Cincinnati*	W	101-100 ^{OT}
Jan. 27	at Dayton	W	90-79
Jan. 30	UAB*	W	84-82
Feb. 1	at Saint Louis*	W	85-65
Feb. 4	WIS.-MILWAUKEE	W	90-74
Feb. 6	MEMPHIS*	W	102-88
Feb. 8	at UAB*	L	61-87
Feb. 15	SAINT LOUIS*	W	83-51
Feb. 22	CINCINNATI*	L	101-109 ^{OT}
Feb. 28	vs New Orleans ³	L	85-87
Feb. 29	vs Sacramento State ³	L	56-94
Mar. 1	vs SE Louisiana ³	W	104-67
Mar. 5	at DePaul*	L	75-79
Mar. 12	vs Saint Louis ⁴	W	77-60
Mar. 13	vs DePaul ⁴	L	75-85

1 WarriorFest, Milwaukee, Wis.
 2 La Salle Tournament, Philadelphia, Pa.
 3 Northern Lights Tournament, Anchorage, Alaska
 4 Great Midwest Conference Tournament, Chicago, Ill.
 * Great Midwest Conference games

1992-93			
NWIT Participants (22-9)			
Dec. 1	NOTRE DAME	W	66-62
Dec. 4	vs James Madison ¹	W	92-79
Dec. 5	at Arizona State ¹	L	72-119
Dec. 11	at Illinois State	L	68-94
Dec. 20	vs Bowling Green ²	L	103-105 ^{OT}
Dec. 21	vs Eastern Washington ²	W	64-58
Dec. 28	at Syracuse	L	74-86 ^{OT}
Dec. 30	at Canisius	W	90-68
Dec. 31	at Buffalo	W	100-65
Jan. 5	at Minnesota	W	89-87
Jan. 9	MEMPHIS*	W	97-84
Jan. 14	WIS.-MILWAUKEE	W	73-60
Jan. 16	at DePaul* (16)	W	82-76
Jan. 18	BALL STATE	W	75-51
Jan. 23	CINCINNATI*	W	109-83
Jan. 25	WIS.-GREEN BAY	L	69-72
Jan. 28	at UAB*	W	86-72
Jan. 30	SAINT LOUIS*	W	79-51
Feb. 3	at Missouri	L	64-77
Feb. 6	UAB*	W	81-70
Feb. 11	at Memphis*	W	100-76
Feb. 13	at Saint Louis*	W	77-58
Feb. 16	NORTHEASTERN ILL.	W	93-73
Feb. 20	at Cincinnati*	W	85-76
Feb. 22	at Wis.-Milwaukee	W	76-70
Mar. 4	DePAUL* (24)	W	67-65
Mar. 12	at Memphis ³	W	90-78
Mar. 13	vs DePaul ³	L	53-70
Mar. 25	vs Northwestern State ⁴	W	77-74
Mar. 26	vs Arkansas State ⁴	L	65-80
Mar. 27	vs Florida International ⁴	L	87-93

1 Arizona State/Dial Soap Classic, Tempe, Ariz.
 2 Boilermaker Classic, West Lafayette, Ind.
 3 Great Midwest Conference Tournament, Memphis, Tenn.
 4 National Women's Invitational Tournament, Amarillo, Texas
 * Great Midwest Conference games

1993-94			
NCAA Participants (22-7)			
Nov. 27	MINNESOTA	W	87-68
Dec. 1	at Notre Dame	L	76-90
Dec. 4	at Wis.-Green Bay	W	74-67
Dec. 8	GEORGIA (21)	W	88-72
Dec. 11	at Southwest Mo. State (17)	L	52-88
Dec. 18	at Michigan	W	83-70
Dec. 21	at Ball State	W	97-41
Dec. 27	SYRACUSE	W	101-85
Dec. 29	ILLINOIS STATE	W	77-66
Jan. 5	at Texas	L	86-98
Jan. 8	at Memphis*	W	82-78
Jan. 11	CANISIUS	W	82-66

Jan. 15	DePAUL*	W	74-57
Jan. 17	at Wis.-Milwaukee	W	85-77
Jan. 21	at Cincinnati*	W	90-71
Jan. 23	at Dayton*	W	76-68
Jan. 26	at Saint Louis*	W	94-87
Jan. 29	UAB*	L	89-94
Feb. 3	MEMPHIS*	W	84-80
Feb. 5	at UAB*	L	77-89
Feb. 12	SAINT LOUIS*	W	84-66
Feb. 14	at Northeastern Illinois	W	78-77
Feb. 19	CINCINNATI*	W	80-64
Feb. 21	BUFFALO	W	80-51
Mar. 3	at DePaul*	W	86-84
Mar. 5	DAYTON*	W	103-64
Mar. 10	vs Saint Louis ¹	W	88-58
Mar. 11	vs Memphis ¹	L	90-103
Mar. 16	at Colorado ² (5)	L	74-77

1 Great Midwest Conference Tournament, Cincinnati, Ohio
 2 NCAA Tournament First Round, Boulder, Colo.
 * Great Midwest Conference games

1994-95			
NCAA Participants (19-12)			
Nov. 25	at Southwest Mo. State ¹	L	87-91 ^{OT}
Nov. 26	vs USC ² (23)	L	76-87
Nov. 27	vs James Madison ²	W	81-65
Nov. 29	LOYOLA (ILL.)	W	92-58
Dec. 3	SOUTHWEST MO. ST.	W	64-51
Dec. 7	at Bradley	W	80-73
Dec. 20	NORTHWESTERN	W	92-80
Dec. 22	at Minnesota	L	78-86
Dec. 29	vs Montana State ³	L	68-71
Dec. 30	vs Louisiana Tech ³ (3)	L	73-92
Jan. 4	WIS.-GREEN BAY	W	89-63
Jan. 11	at Georgia (8)	L	60-104
Jan. 14	at DePaul*	L	87-96
Jan. 16	WIS.-MILWAUKEE	W	86-46
Jan. 22	SAINT LOUIS*	W	113-73
Jan. 27	MEMPHIS*	L	65-67
Jan. 29	UAB*	W	88-75
Feb. 1	NOTRE DAME	L	66-87
Feb. 3	at Cincinnati*	W	77-70
Feb. 5	at Dayton*	W	82-75
Feb. 9	at Wisconsin (25)	L	66-88
Feb. 12	at Saint Louis*	W	85-73
Feb. 17	at Memphis*	W	87-84
Feb. 19	at UAB*	L	69-78
Feb. 24	DAYTON*	W	78-67
Feb. 26	CINCINNATI*	W	71-59
Mar. 4	DePAUL*	W	94-81
Mar. 9	DAYTON ⁴	W	77-66
Mar. 10	DePAUL ⁴	W	93-88
Mar. 11	MEMPHIS ⁴	W	102-99
Mar. 17	vs North Carolina State ⁴ (24)	L	62-77

1 Preseason NIT, Springfield, Mo.
 2 Prairie Light's Hawkeye Classic, Iowa City, Iowa
 3 Junkanoo Shootout, Nassau, Bahamas
 4 Great Midwest Conference Tournament, Milwaukee, Wis.
 5 NCAA Tournament First Round, State College, Pa.
 * Great Midwest Conference games

1995-96			
(8-20)			
Nov. 26	MICHIGAN	L	60-65
Dec. 1	vs Eastern Kentucky ¹	L	70-72
Dec. 2	vs Boise State 1	L	73-81
Dec. 5	at Wis.-Green Bay	L	51-73
Dec. 8	at Notre Dame	L	62-84
Dec. 18	BRADLEY	W	71-59
Dec. 20	MINNESOTA	L	73-80
Dec. 22	SAINT LOUIS*	W	79-60
Dec. 31	NEW MEXICO	L	71-73
Jan. 3	at Northwestern (23)	L	49-70
Jan. 5	CINCINNATI*	W	52-50
Jan. 9	WISCONSIN (17)	L	63-87
Jan. 15	DePAUL*	L	60-87
Jan. 19	MEMPHIS*	L	53-78
Jan. 21	LOUISVILLE*	L	40-67
Jan. 26	at Charlotte*	L	44-53
Jan. 30	at Wis.-Milwaukee	L	66-73
Feb. 2	at USF*	W	68-66
Feb. 6	at Loyola (Ill.)	W	88-58
Feb. 9	at Tulane*	L	51-63
Feb. 11	SOUTHERN MISS. *	L	60-80
Feb. 16	at Saint Louis*	W	79-68

Feb. 18	at Cincinnati*	W	85-75
Feb. 20	at UAB*	L	57-73
Feb. 23	CHARLOTTE*	L	78-89 ^{OT}
Feb. 25	at DePaul*	L	53-96
Feb. 29	vs USF ²	W	80-59
Mar. 1	vs Southern Miss ²	L	58-88

1 IU Full-O-Pop Classic, Bloomington, Ind.
 2 Conference USA Tournament, Birmingham, Ala.
 * Conference USA games



Terri Mitchell

1996-present
 14 years
 272-162
 62.7 pct.

1996-97			
(21-10)			
Nov. 23	vs Tennessee ¹ (3)	L	68-83
Nov. 24	vs Canisius ¹	W	108-93
Nov. 27	NORTHWESTERN	L	82-91
Nov. 29	vs Grambling State ²	L	61-62
Nov. 30	vs Nicholls State ²	W	76-60
Dec. 3	WIS.-MILWAUKEE	W	79-58
Dec. 6	at Minnesota	W	75-62
Dec. 19	at Saint Mary's	W	69-64
Dec. 21	at San Francisco	L	59-68
Dec. 28	WIS.-GREEN BAY	W	52-44
Dec. 31	LOYOLA (ILL.)	W	86-43
Jan. 2	at Dayton	W	73-62
Jan. 5	DePAUL* (24)	W	66-59
Jan. 10	at Cincinnati*	W	69-62
Jan. 13	at Saint Louis*	W	86-71
Jan. 17	at DePaul* (25)	L	83-89
Jan. 24	at Memphis*	L	61-77
Jan. 26	at Louisville*	L	64-74
Jan. 31	CHARLOTTE*	W	72-60
Feb. 2	HOUSTON*	W	88-81
Feb. 7	UAB*	W	68-50
Feb. 9	USF*	W	86-62
Feb. 14	at Tulane* (25)	L	70-76
Feb. 16	at Southern Miss*	W	77-71
Feb. 20	SAINT LOUIS*	W	72-54
Feb. 23	CINCINNATI*	W	67-56
Mar. 1	vs DePaul ³	W	80-65
Mar. 2	vs Memphis ³	W	83-77
Mar. 3	vs Tulane ³	L	53-76
Mar. 15	vs Clemson ⁴ (21)	W	70-66
Mar. 17	at LSU ⁴ (9)	L	58-71

1 Howard Bank Classic, Burlington, Vt.
 2 Wildcat Classic, Manhattan, Kan.
 3 Conference USA Tournament, Chicago, Ill.
 4 NCAA Tournament, Baton Rouge, La.
 *Conference USA game

1997-98			
(22-7)			
NCAA Participants			
Nov. 18	at Wis.-Milwaukee	W	64-55
Nov. 21	at Wis.-Green Bay	L	50-67
Nov. 23	at Northwestern	W	81-70
Nov. 29	at Arizona State	W	69-50
Dec. 2	MINNESOTA	W	67-57
Dec. 7	at Illinois (6)	L	86-99
Dec. 14	ST. MARY'S	W	69-55
Dec. 19	DAYTON	W	71-50
Dec. 21	KANSAS STATE	W	81-66
Dec. 28	DePAUL*	W	63-62
Dec. 31	SAN FRANCISCO	W	72-64 ^{OT}
Jan. 2	at Cincinnati*	W	83-75
Jan. 4	at Louisville*	W	79-59
Jan. 9	SAINT LOUIS*	W	75-58
Jan. 11	CHARLOTTE*	W	73-63
Jan. 17	at Southern Miss	W	66-54
Jan. 20	TULANE*	W	77-58
Jan. 23	USF*	W	78-54
Jan. 25	HOUSTON*	W	80-52
Jan. 30	at Memphis*	L	75-90
Feb. 1	at UAB*	W	69-60
Feb. 6	CINCINNATI*	L	64-68
Feb. 8	LOUISVILLE*	L	74-79

WOMEN'S BASKETBALL

Feb. 11	TCU *	W	71-55
Feb. 13	HOUSTON *	W	68-57
Feb. 18	at Memphis *	L	58-61
Feb. 20	at Saint Louis *	W	70-56
Feb. 27	at DePaul (12) *	L	56-77
March 3	vs UAB ²	W	78-53
March 4	vs Louisville ²	L	54-69
March 17	NEBRASKA ³	L	57-66

¹ Surf 'n' Slam Classic, San Diego, Calif.
² Conference USA Tournament, Charlotte, N.C.
³ Sportsview.tv WNIT, Milwaukee, Wis.
 * Conference USA games

Mar. 5	vs 19/21 Rutgers ²	L	55-63
Mar. 17	vs UL-Lafayette ³	W	87-58
Mar. 19	vs 9/10 Oklahoma ³	L	47-78

¹ U.S. Virgin Islands Paradise Jam, St. Thomas, USVI
² BIG EAST Tournament, Hartford, Conn.
³ NCAA Tournament games
 * BIG EAST games

March 6	vs Cincinnati ²	L	54-60 ^{OT}
March 23	BUTLER ³	W	58-49
March 26	at Illinois State ³	L	50-51

¹ WBCA Classic, Al McGuire Center
² BIG EAST Tournament, Hartford, Conn.
³ WNIT games
 * BIG EAST games

2005-06 (22-11) WNIT Finalists

Nov. 18	at Evansville	W	54-46
Nov. 20	OAKLAND	W	72-58
Nov. 25	vs Northern Colorado ¹	L	54-57
Nov. 26	at Montana State ¹	W	76-48
Dec. 2	at Wisconsin	W	71-59
Dec. 4	RHODE ISLAND	W	64-49
Dec. 6	ST. JOHN'S *	W	60-57
Dec. 9	at Penn State	W	73-63
Dec. 18	WIS.-MILWAUKEE	W	70-62
Dec. 21	SOUTH DAKOTA STATE	W	67-55
Dec. 30	RICE	W	82-57
Jan. 4	VIRGINIA	L	56-64
Jan. 7	DePAUL *	L	52-67
Jan. 10	at Notre Dame *	L	65-67 ^{OT}
Jan. 14	at Syracuse *	W	71-57
Jan. 18	PITTSBURGH *	W	71-62
Jan. 21	at West Virginia *	W	80-75
Jan. 25	at Villanova *	L	58-72
Jan. 28	SETON HALL *	W	72-51
Jan. 31	PROVIDENCE *	W	92-59
Feb. 4	at Louisville *	L	58-70
Feb. 8	at 23) St. John's *	W	74-59
Feb. 16	at USF *	L	57-66
Feb. 19	GEORGETOWN *	W	67-60
Feb. 21	8) RUTGERS *	L	50-71
Feb. 25	at 7) Connecticut *	L	59-74
Feb. 28	CINCINNATI *	W	66-48
Mar. 4	vs Villanova ²	L	46-68
Mar. 17	ILLINOIS ³	W	64-44
Mar. 20	at Iowa State ³	W	69-63 ^{OT}
Mar. 24	INDIANA ³	W	57-54
Mar. 27	PITTSBURGH ³	W	77-64
Mar. 31	at Kansas State ³	L	65-77

¹ Wingate Classic Bozeman, MT
² BIG EAST Tournament, Hartford, Conn.
³ WNIT tournament games
 * BIG EAST games

2007-08 (21-14) WNIT Champions

Nov. 12	LOYOLA (ILL.)	W	82-69
Nov. 17	25(RV) WISCONSIN	W	67-53
Nov. 20	at Oregon	L	56-57
Nov. 23	at Gonzaga	L	64-77
Nov. 26	WILLIAM & MARY	W	79-61
Dec. 1	at Green Bay	W	60-48
Dec. 6	at Kansas	L	55-74
Dec. 15	INDIANA STATE	W	83-79
Dec. 17	NORTHWESTERN	L	63-65
Dec. 21	ARKANSAS PINE-BLUFF	W	83-54
Dec. 29	at Dartmouth ¹	W	64-61
Dec. 30	vs RV(23) Arkansas ¹	L	69-71
Jan. 2	WESTERN MICHIGAN	W	78-74
Jan. 5	PROVIDENCE *	W	72-43
Jan. 8	5(5) RUTGERS *	L	61-65
Jan. 16	at 14(14) West Virginia *	L	63-68
Jan. 19	23(22) DePAUL *	W	65-56
Jan. 23	at Louisville *	L	69-79
Jan. 26	at USF *	W	79-66
Jan. 30	GEORGETOWN *	W	60-55
Feb. 2	at St. John's *	L	67-77
Feb. 5	CINCINNATI *	W	72-65
Feb. 10	at 23(24) Syracuse *	L	67-70
Feb. 13	at 16(16) Notre Dame *	L	76-99
Feb. 16	SETON HALL *	W	88-71
Feb. 20	at 1(1) Connecticut *	L	63-95
Feb. 23	23(21) PITTSBURGH *	W	76-69
March 1	at Villanova *	W	71-64
March 3	USF *	L	56-61
March 8	vs DePaul ²	L	69-73
March 24	CREIGHTON ³	W	75-69 ^{OT}
March 26	ILLINOIS ³	W	72-64
March 30	at Kentucky ³	W	69-64
April 2	at Colorado ³	W	86-72
April 5	at Michigan State ³	W	81-66

¹ Blue Sky Classic, Hanover, N.H.
² BIG EAST Tournament, Hartford, Conn.
³ WNIT games
 * BIG EAST games

2009-10 (17-16) WNIT

Nov. 14	ST. FRANCIS (PA)	W	74-38
Nov. 16	at Michigan	L	50-67
Nov. 19	CREIGHTON	W	66-59
Nov. 21	OAKLAND	W	79-62
Nov. 26	vs Cleveland State ¹	W	69-66
Nov. 27	vs 10(12) Duke ¹	L	43-74
Dec. 3	NJIT	W	81-41
Dec. 9	at Illinois	W	65-55
Dec. 11	WISCONSIN	L	49-56
Dec. 13	ROBERT MORRIS	W	67-59
Dec. 19	at Green Bay	L	48-65
Dec. 21	CANISIUS	W	63-32
Dec. 29	at Milwaukee	W	69-52
Jan. 2	20(18) PITTSBURGH *	W	66-55
Jan. 5	at St. John's *	L	58-71
Jan. 10	SETON HALL *	W	69-44
Jan. 13	1(1) CONNECTICUT *	L	43-68
Jan. 16	at Villanova *	W	71-54
Jan. 23	at Rutgers *	L	64-75
Jan. 27	11(15) GEORGETOWN *	W	52-45
Jan. 31	at DePaul *	L	63-73
Feb. 6	at Syracuse *	L	60-69
Feb. 9	USF *	W	63-50
Feb. 13	PROVIDENCE *	L	44-53
Feb. 16	at Louisville *	L	61-77
Feb. 20	DePAUL *	L	63-72
Feb. 23	at 7(8) Notre Dame *	L	67-82
Feb. 27	at 8(7) West Virginia *	L	56-69
March 1	CINCINNATI *	W	69-63 ^{OT}
March 5	vs Villanova ²	W	53-49
March 6	vs DePaul ²	L	54-64
March 18	Eastern Illinois ³	W	85-56
March 22	at Illinois ³	L	72-74 ^{OT}

¹ Caribbean Challenge, Cancun, Mexico
² BIG EAST Tournament, Hartford, Conn.
³ WNIT games
 * BIG EAST games

2006-07 (26-7) NCAA Tournament

Nov. 14	-23) WASHINGTON	W	78-61
Nov. 17	at Virginia	L	76-84
Nov. 20	GREEN BAY	W	67-63
Nov. 23	at Western Michigan ¹	W	74-61
Nov. 24	vs Auburn ¹	W	65-61
Nov. 25	vs Xavier	W	73-53
Nov. 29	at Wis.-Milwaukee	W	74-63
Dec. 3	at Rice	W	78-62
Dec. 6	WEST VIRGINIA *	W	74-50
Dec. 9	at Oakland	W	64-51
Dec. 17	GONZAGA	W	74-60
Dec. 21	MANHATTAN	W	89-38
Dec. 29	NAVY	W	67-40
Dec. 31	at South Dakota State	W	80-63
Jan. 3	SYRACUSE *	W	79-55
Jan. 6	at 23(24) DePAUL *	W	82-79
Jan. 9	at Pittsburgh *	L	91-87 ^{OT}
Jan. 13	VILLANOVA *	W	76-70
Jan. 20	at Providence *	W	79-77
Jan. 23	NOTRE DAME *	W	71-62
Jan. 27	at Cincinnati *	W	76-59
Jan. 30	at 23(RV) Rutgers *	L	56-66
Feb. 3	6(5) CONNECTICUT *	L	48-52
Feb. 10	at Georgetown *	W	67-52
Feb. 13	ST. JOHN'S	W	69-58
Feb. 17	20(19) LOUISVILLE *	W	65-54
Feb. 20	at Seton Hall *	L	58-63
Feb. 24	USF *	W	75-63
Feb. 26	at St. John's *	W	69-60
Mar. 4	vs Pittsburgh ²	W	61-51

2008-09 (17-16) WNIT

Nov. 15	ORAL ROBERTS	W	89-67
Nov. 17	SACRED HEART	W	77-55
Nov. 19	at Indiana State	W	77-53
Nov. 23	at Western Michigan	W	89-58
Nov. 28	RV(RV) GONZAGA ¹	W	80-77
Nov. 29	16(15) VIRGINIA ¹	L	71-76
Nov. 30	RV(RV) UTAH ¹	L	76-79
Dec. 2	at Northwestern	W	55-54
Dec. 7	KANSAS	W	67-57
Dec. 13	at -RV) Wisconsin	L	48-67
Dec. 17	OREGON	W	69-39
Dec. 20	GREEN BAY	L	56-68
Dec. 28	at Oakland	W	78-68
Dec. 31	UW-MILWAUKEE	L	62-63
Jan. 3	USF *	W	68-60
Jan. 10	at Seton Hall *	L	55-65
Jan. 13	10(4) Notre Dame *	W	75-65
Jan. 18	at 23(23) Rutgers *	L	53-76
Jan. 21	at Georgetown *	W	80-65
Jan. 27	SYRACUSE *	L	55-66
Jan. 30	at 21(24) Pittsburgh *	L	54-86
Feb. 3	at USF *	W	71-56
Feb. 7	1(1) CONNECTICUT *	L	49-83
Feb. 10	VILLANOVA *	L	45-46
Feb. 15	WEST VIRGINIA *	W	79-59
Feb. 18	at Cincinnati *	W	67-61
Feb. 21	ST. JOHN'S *	W	69-56
Feb. 25	at Providence *	L	49-51
Feb. 28	at DePaul *	L	60-74
March 2	8(8) LOUISVILLE *	L	61-66



MARQUETTE

Tournament History

1976-77

WWIAC Tournament		Stevens Point, Wis.
March 3	Wis.-Oshkosh	L, 69-65 ^{OT}
March 4	Wis.-Milwaukee	W, 59-42
March 5	Wisconsin	W, 61-60

1977-78

WWIAC Tourn.		Eau Claire, Wis.
March 2	Wis.-Stevens Point	W, 78-48
March 3	Wis.-La Crosse	L, 70-49
March 4	Wis.-Oshkosh	L, 78-67

1978-79

WWIAC Tourn.		Oshkosh, Wis.
March 2	Wis.-Milwaukee	W, 68-41
March 3	Wis.-Eau Claire	W, 59-48

1979-80

Wis.-La Crosse Tourn.		LaCrosse, Wis.
Jan. 18	Wis.-La Crosse	L, 65-52
Jan. 19	Texas State	W, 72-51
Wis.-Stevens Point Tourn.		Stevens Point, Wis.
Jan. 25	Northern Mich.	W, 71-67
Jan. 26	Wis.-Stevens Point	L, 58-52
WWIAC Tourn.		Green Bay, Wis.
Feb. 28	Carthage	L, 66-65
Feb. 29	Northland	W, 73-31
March 1	Carroll	W, 57-47

1980-81

WWIAC Tourn.		Milwaukee, Wis.
March 5	Wis.-Milwaukee	L, 60-59
March 6	Carthage	W, 71-59

1981-82

Indiana State Tourn.		Terre Haute, Ind.
Dec. 11	Indiana State	L, 70-47
Dec. 12	UTEP	L, 82-65
St. Catherine Tourn.		St. Paul, Minn.
Jan. 8	St. Catherine	W, 75-63
Jan. 9	Notre Dame	L, 50-36
WWIAC Tourn.		Milwaukee, Wis.
March 4	Northland	W, 61-47
March 5	Wis.-Green Bay	L, 80-55
March 6	Carthage	L, 73-63

1982-83

Wis.-Stevens Point Tourn.		Stevens Point, Wis.
Dec. 10	Lake Superior State	W, 91-71
Dec. 11	Wis.-Stevens Point	L, 76-65
Dec. 11	Michigan Tech	L, 83-75
NAIA District 14 Tourn.		Milwaukee, Wis.
March 2	Wis.-Eau Claire	W, 95-63
March 4	Wis.-Milwaukee	L, 83-79

1983-84

Wis.-Stevens Point Tourn.		Stevens Point, Wis.
Dec. 9	Minn.-Duluth	W, 79-73
Dec. 10	Michigan Tech	W, 72-56
Dec. 10	Wis.-Stevens Point	L, 75-73
NAIA District 14 Tourn.		Green Bay, Wis.
Feb. 23	Concordia	W, 81-39
Feb. 24	Wis.-Milwaukee	L, 75-56

1984-85

Wis.-Stevens Point Tourn.		Stevens Point, Wis.
Dec. 7	Minn.-Duluth	W, 54-49
Dec. 8	Wis.-Stevens Point	W, 64-48
NAIA District 14 Tourn.		Milwaukee, Wis.
Feb. 27	Concordia	W, 85-47
March 1	Wis.-Green Bay	L, 79-73

1985-86

Lady Brave Classic		Peoria, Ill.
Nov. 29	Bradley	L, 73-56
Nov. 30	Arizona	L, 82-58

1986-87

Lady Griff Invitational		Buffalo, N.Y.
Jan. 9	Utica	W, 73-59
Jan. 10	Canisius	W, 61-60

1987-88

Indiana Coca-Cola Classic		Bloomington, Ind.
Dec. 4	Indiana	L, 79-47
Dec. 5	Central Michigan	L, 57-52
Central Florida Holiday Tourn.		Orlando, Fla.
Dec. 30	Central Florida	L, 77-75
Dec. 31	Canisius	W, 85-67
Jan. 2	Holy Cross	L, 97-76

1988-89

BYU Cougar Holiday Classic		Provo, Utah
Dec. 29	Texas Tech	L, 91-42
Dec. 30	Mo.-Kansas City	W, 77-60
North Star Conference Tourn.		Chicago, Ill.
March 9	Akron	L, 73-60

1989-90

Warrior Tip Off		Milwaukee, Wis.
Nov. 24	Wichita State	L, 69-64
Nov. 26	Miami (Ohio)	W, 74-64
St. Peter's Tournament		Jersey City, N.J.
Dec. 29	St. Peter's	L, 73-49
Dec. 30	Ball State	L, 89-78
MCC Tournament		Dayton, Ohio
March 9	Butler	L, 88-87 OT

1990-91

WarriorFest		Milwaukee, Wis.
Nov. 23	Austin Peay	W, 73-67
Nov. 24	Florida	L, 99-90
Tallahassee Hilton Classic		Tallahassee, Fla.
Dec. 1	Florida State	L, 110-75
Dec. 2	Alabama State	W, 95-62

1991-92

WarriorFest		Milwaukee, Wis.
Nov. 22	Stetson	W, 108-64
Nov. 23	BYU	L, 108-96
La Salle Tournament		Philadelphia, Pa.
Dec. 27	Monmouth	W, 101-56
Dec. 28	La Salle	L, 106-88
Dec. 29	Boston Univ.	W, 107-86
Northern Lights Invit.		Anchorage, Alaska
Feb. 28	New Orleans	L, 87-85
Feb. 29	CSU-Sacramento	L, 94-56
March 1	Southeast La.	W, 104-67
Great Midwest Conf. Tournament		Chicago, Ill.
March 12	Saint Louis	W, 77-60
March 13	DePaul	L, 85-75

1992-93

Arizona State/Dial Soap Classic		Tempe, Ariz.
Dec. 4	James Madison	W, 92-79
Dec. 5	Arizona State	L, 119-72
Bollermaker Classic		W. Lafayette, Ind.
Dec. 20	Bowling Green	L, 105-103 ^{2OT}
Dec. 21	Eastern Wash.	W, 64-58
Great Midwest Conf. Tourn.		Memphis, Tenn.
March 12	Memphis	W, 90-78
March 13	DePaul	L, 70-53
NWIT		Amarillo, Texas
March 25	Northwestern (La.) State	W, 77-74
March 26	Arkansas State	L, 80-65
March 27	Florida International	L, 93-87

1993-94

GMC Tourn. Cincinnati, Ohio		
March 10	Saint Louis	W, 88-58
March 11	Memphis	L, 103-90
NCAA Tourn. Boulder, Colo.		
March 16	Colorado	L, 77-74

1994-95

Preseason NIT		Springfield, Mo.
Nov. 15	Southwest Mo. State	L, 91-87 ^{OT}
Prairie Lights Hawkeye Classic		Iowa City, Iowa
Nov. 26	USC	L, 87-76
Nov. 27	James Madison	W, 81-65
Junkanoo Shootout		Nassau, Bahamas
Dec. 29	Montana State	L, 71-68
Dec. 30	Louisiana Tech	L, 92-73
Great Midwest Conf. Tourn.		Milwaukee, Wis.
March 9	Dayton	W, 77-66
March 10	DePaul	W, 93-88
March 11	Memphis	W, 102-99
NCAA Tournament		State College, Pa.
March 17	N.C. State	L, 77-62

1995-96

IU Full-O-Pep Classic		Bloomington, Ind.
Dec. 1	Eastern Kentucky	L, 72-70
Dec. 2	Boise State	L, 81-73
C-USA Tournament		Birmingham, Ala.
Feb. 29	South Florida	W, 80-59
March 1	Southern Miss	L, 88-58

1996-97

Howard Bank Classic		Burlington, Vt.
Nov. 23	Tennessee	L, 83-68
Nov. 24	Canisius	W, 108-93
Wildcat Classic		Manhattan, Kan.
Nov. 29	Grambling State	L, 62-61
Nov. 30	Nicholls State	W, 96-60
C-USA Tournament		Chicago, Ill.
March 1	DePaul	W, 80-65
March 2	Memphis	W, 83-77
March 3	Tulane	L, 76-53
NCAA Tournament		Baton Rouge, La.
March 15	Clemson	W, 70-66
March 17	LSU	L, 71-58

1997-98

C-USA Tourn.		Louisville, Ky.
Feb. 28	Charlotte	W, 76-74
March 1	Louisville	L, 77-66
NCAA Tournament		Chapel Hill, N.C.
March 13	Florida International	L, 59-45

WOMEN'S BASKETBALL

1998-99

Ronald McDonald Classic		Durham, N.C.
Nov. 28	Florida	W, 77-61
Nov. 29	Duke	L, 91-60
C-USA Tournament		New Orleans, La.
Feb. 27	Memphis	W, 74-69
Feb. 28	Cincinnati	L, 77-68 ^{OT}
NCAA Tournament		West Lafayette, Ind.
March 13	Kansas	L, 64-58

1999-2000

OSU Classic		Corvallis, Ore.
Nov. 26	Pacific	W, 86-81 OT
Nov. 27	Oregon State	W, 69-56
C-USA Tournament		Louisville, Ky.
March 4	UAB	L, 71-61
NCAA Tournament		Durham, N.C.
March 18	Western Kentucky	L, 68-65

2000-01

St. Mary's Thanksgiving Classic		Moraga, Calif.
Nov. 24	Northern Iowa	L, 62-69
Nov. 25	Southern Utah	W, 58-52
C-USA Tournament		Milwaukee, Wis.
March 2	Charlotte	W, 76-65
March 3	Tulane	L, 58-59

2001-02

Great Alaska Shootout		Anchorage, Alaska
Nov. 20	Iowa	L, 54-69
Nov. 21	Alaska Anchorage	W, 88-50
C-USA Tournament		Chicago, Ill.
March 1	Saint Louis	L, 40-43

2002-03

Atlanta Invitational		Atlanta, Ga.
Dec. 6	Chicago State	W, 72-58
Dec. 7	Georgia State	W, 79-75 ^{2OT}
C-USA Tournament		Memphis, Tenn.
March 6	Memphis	W, 79-64
March 7	Charlotte	L, 65-67
WNIT		Various Sites
March 20	Toledo	W, 65-54
March 23	Iowa	L, 73-76

2003-04

Dead River Co. Classic		Orono, Maine
Nov. 29	Oakland	W, 73-49
Nov. 30	Maine	W, 57-49
C-USA Tournament		Fort Worth, Texas
March 4	Tulane	W, 61-44
March 5	DePaul	W, 74-70
March 6	Houston	L, 59-67
NCAA Tournament		Durham, N.C.
March 21	Old Dominion	W, 67-64
March 23	Duke	L, 67-76

2005-04

Surf 'n' Slam Classic		San Diego, Calif.
Dec. 28	Mississippi	L, 66-80
Dec. 30	San Diego	W, 85-74
C-USA Tournament		Charlotte, N.C.
March 3	UAB	W, 78-53
March 4	Louisville	L, 54-69
Sportsview.tv WNIT		Milwaukee, Wis.
March 17	Nebraska	L, 57-66

2005-06

Wingate Classic		Bozeman, Mont.
Nov. 25	Northern Colorado	L, 54-57
Nov. 26	Montana State	W, 76-48
BIG EAST Tournament		Hartford, Conn.
March 4	Villanova	L, 46-68
WNIT		Campus Sites
March 17	Illinois	W, 64-44
March 20	at Iowa State	W, 69-63 ^{OT}
March 24	Indiana	W, 57-54
March 27	Pittsburgh	W, 77-64
March 31	at Kansas State	L, 65-77

2006-07

USVI Paradise Jam		St. Thomas, USVI
Nov. 23	Western Michigan	W, 74-61
Nov. 24	Auburn	W, 65-61
Nov. 25	Xavier	W, 73-53
BIG EAST Tournament		Hartford, Conn.
March 4	Pittsburgh	W, 61-51
March 5	Rutgers	L, 55-63
NCAA Tournament		Austin, Texas
March 17	La.-Lafayette	W, 87-58
March 19	Oklahoma	L, 47-78

2007-08

Blue Sky Classic		Hanover, N.H.
Dec. 29	Dartmouth	W, 64-61
Dec. 30	Arkansas	L, 71-6
BIG EAST Tournament		Hartford, Conn.
March 8	DePaul	L, 69-73
WNIT		Campus Sites
March 24	Creighton	W, 75-69 ^{OT}
March 16	Illinois	W, 72-64
March 30	at Kentucky	W, 69-64
April 2	at Colorado	W, 86-72
April 5	at Michigan State	W, 81-66

2008-09

WBCA Classic		Milwaukee, Wis.
Nov. 28	Gonzaga	W, 80-77
Nov. 29	Virginia	L, 71-76
Nov. 30	Utah	L, 76-79
BIG EAST Tournament		Hartford, Conn.
March 6	Cincinnati	L, 54-60 ^{OT}
WNIT		Campus Sites
March 23	Creighton	W, 58-49
March 26	at Illinois State	L, 50-51

2009-10

Caribbean Challenge		Cancun, Mexico
Nov. 26	Cleveland State	W, 69-66
Nov. 27	Duke	L, 43-74
BIG EAST Tournament		Hartford, Conn.
March 5	Villanova	W, 53-49
March 6	DePaul	L, 54-64
WNIT		Campus Sites
March 18	Eastern Illinois	W, 85-56
March 22	at Illinois	L, 72-74 ^{OT}

Tournament History

All-Time Record		
	82 tournaments	87-88
Tournament Titles		8
	WWIAC	1979
	Wis.-Stevens Point	1984
	Lady Griff Invit.	1987
	Great Midwest Conf.	1995
	OSU Classic	1999
	Atlanta Invitational	2002
	Dead River Company	2003
	USVI Paradise Jam	2006
	WNIT	2008
Postseason Record		
	33 tournaments	35-30
	MCC Tournament (1)	0-1
	GMC Tournament (4)	6-3
	C-USA Tournament (10)	10-10
	BIG EAST Tournament (5)	2-5
	NWIT/WNIT (7)	13-7
	NCAA Tournament (8)	3-8

Marquette Teams in the Postseason

1992-93 • NWIT • 22-9 Overall • 10-0 Great Midwest/1st



- Finished fourth of eight teams at NWIT
- Defeated Northwestern State, lost to Arkansas State and Florida Int'l
- Program-best 22 wins
- Great Midwest Conference Champs
- Reached finals of Great Midwest Conference Tournament
- Registered first two victories over nationally ranked teams in program history
- Christine Kennedy, Kristen Maskala named All-Great Midwest First Team
- Courtney Romeiser and Stephanie Krumrei named All-Great Midwest Second Team
- Maskala named GTE Academic All-America Second Team

First Row (l to r) - Trainer Margie Peter, Assistant Coach Terri Mitchell, Head Coach Jim Jabir, Assistant Coach Tracey Tarkington.
 Second Row (l to r) - Jennifer Clinton, Becky Persin, Shannon McCombs, Marica Willson, Lori Goerlitz.
 Third Row (l to r) - Kristen Maskala, Christine Kennedy, Stephanie Krumrei, Carrie Walton.
 Fourth Row (l to r) - Adrienne Shill, Kerri Reaves, Shelly Midbon, Liz Spurgin, Angie Rothenbueler.
 Fifth Row (l to r) - Moya Baylis, Courtney Romeiser.

1993-94 • NCAA Tournament • 22-7 Overall • 10-2 Great Midwest/2nd



- Fell 77-74 at No. 5 Colorado in first round of NCAA Tournament
- Tied program-best 22 wins
- Second in Great Midwest Conference
- Kristen Maskala named GTE Academic All-American of the Year
- Christine Kennedy, Maskala named All-Great Midwest Conference Second Team
- Maskala earned NCAA Postgraduate Scholarship
- 15-point victory over No. 21 Georgia

First Row (l to r) - Trainer Kelly Bell, Kate Cronin, Natalie Cuccia, Becky Persin, Lori Goerlitz, Renae Scheibe, Kristen Maskala, Clare Barnard, Manager Rick Haffner.
 Second Row (l to r) - Assistant Coach Terri Mitchell, Assistant Coach Tracey Tarkington, Adrienne Shill, Stephanie Krumrei, Christine Kennedy, Head Coach Jim Jabir, Liz Spurgin, Shelly Midbon, Kerri Reaves, Angie Rothenbueler, Manager Bill Robers, Assistant Coach JoAnne Garner.

1994-95 • NCAA Tournament • 19-12 Overall • 9-3 Great Midwest/2nd




- Fell 77-62 to 7th seed N.C. State in State College, Pa., at NCAA Tournament
- Great Midwest Conference Tournament Champions
- Third in Great Midwest Conference
- Clare Barnard named GMC Tournament MVP
- Kerri Reaves named All-Great Midwest Conference First Team
- Christine Kennedy and Lori Goerlitz named All-Great Midwest Conference Second Team

Sitting (l to r): Christine Kennedy, Sidnee Majette, Katie Guinane, Lori Goerlitz, Renae Scheibe, Natalie Cuccia, Clare Barnard, Kareeda Chones.
 Standing (l to r): Manager Richard Zheng, Manager Bill Robers, Graduate Assistant JoAnne Garner, Assistant Coach Tracey Tarkington, Carrie Walton, Angie Kirby, Head Coach Jim Jabir, Bridget Inman, Liz Spurgin, Kerri Reaves, Administrative Assistant Jon Cain, Trainer Kelly Bell, Assistant Coach Terri Mitchell.

WOMEN'S BASKETBALL

1996-97 • NCAA Tournament • 21-10 Overall • 10-4 Conference USA/4th



First row (l to r): Manager Bill Robers, Kiesha Oliver, Sidnee Majette, Renae Scheibe, Shari Smith, Nicki Taggart, Corey Bronson, Ayesha Rembert, Manager Amy Bushman.

Second row (l to r): Head Coach Terri Mitchell, Assistant Coach Tracey Tarkington, Meghan Sheehan, Clare Barnard, Abbie Willenborg, Lisa Oldenburg, Vanessa Rieder, Kareeda Chones, Bridget Inman, Petra Olsen, Assistant Coach Jon Cain, Assistant Coach Michelle Nason.

- Defeated No. 21 Clemson 70-66 in first round of NCAA Tournament in Baton Rouge, La.
- Fell at No. 9 LSU 71-58 in second round
- Reached Conference USA Tournament Finals
- Blue Division Co-Champions
- Clare Barnard named All C-USA Second Team
- Abbie Willenborg led nation's freshman class in rebounds
- Willenborg named to C-USA All-Freshmen Team

1997-98 • NCAA Tournament • 22-7 Overall • 13-3 Conference USA/2nd



First row (l to r): Manager Nicole Ellis, Sidnee Majette, Meghan Sheehan, Nicki Taggart, Shari Smith, Petra Olsen, Corey Bronson, Kiesha Oliver, Manager Amy Bushman.

Second row (l to r): Assistant Coach Michelle Nason, Strength Coach Dave Moore, Ebony Williams, Abbie Willenborg, Vanessa Rieder, Head Coach Terri Mitchell, Kareeda Chones, Lisa Oldenburg, Heidi Bowman, Assistant Coach Tracey Tarkington, Assistant Coach Jon Cain.

- Lost to Florida International 59-45 in NCAA First Round at Chapel Hill, N.C.
- Conference USA American Division Champions
- Tied program-best 22 wins
- 13-game win streak
- Abbie Willenborg named All-Conference USA First Team
- Lisa Oldenburg named All-Conference USA Second Team and Basketball Times Honorable Mention All-American
- Nicki Taggart named All-Conference USA Second Team and finished third in the nation in assists (7.4 per game)

1998-99 • NCAA Tournament • 21-8 Overall • 12-4 Conference USA/T-1st



Sitting (l to r): Kiesha Oliver, Meghan Sheehan, Shari Smith, Kristi Johnson, Kelly Auger, Corey Bronson, Heidi Bowman.

Standing (l to r): Manager Amy Bushman, Assistant Coach Jon Cain, Assistant Coach Tracey Tarkington, Jenelle Ristau, Kristin Seffern, Sarah Zawodny, Lisa Oldenburg, Abbie Willenborg, Ebony Williams, Head Coach Terri Mitchell, Assistant Coach Michelle Nason, Manager Nicole Ellis.

- Lost to Kansas 64-58 in NCAA Tournament First Round
- First-ever C-USA Regular-season championship
- Upset two nationally ranked foes
- Abbie Willenborg named All-Conference USA First Team and led C-USA in rebounding
- Lisa Oldenburg named All-Conference USA Second Team and C-USA All-Tournament Team
- Kristi Johnson named C-USA All-Freshman Team.

1999-2000 • NCAA Tournament • 22-7 Overall • 14-2 Conference USA/1st



Sitting (l to r): Kelly Johnson (special assistant), Heidi Bowman, Rashida Gales, Kiesha Oliver, Kristi Johnson, Ebony Williams, Nicole Ellis (manager).
 Standing (l to r): Bill Ebben (strength and conditioning coach), Jon Cain (assistant coach), Michelle Nason (assistant coach), Kylee Bogott, Rachel Klug, Jenelle Ristau, Lisa Oldenburg, Abbie Willenborg, Kim Nelson, Kristin Seffern, Sarah Zawodny, Tara Kramer (trainer), Terri Mitchell (head coach), Tracey Tarkington (assistant coach).

- Lost 68-65 to Western Kentucky in first round of NCAA Tournament at Durham, N.C.
- Regular season Conference USA Champions
- Terri Mitchell named C-USA Coach of the Year
- Abbie Willenborg named First-Team All-Conference
- Lisa Oldenburg named Second-Team All-C-USA, named third team Academic All-American, Post-Graduate Scholarship
- Kiesha Oliver named Third Team All-Conference

2002-03 • WNIT • 16-14 Overall • 6-8 Conference USA/T-7th



Sitting (l to r): Efueko Osagie, Carolyn Kieger, Tierra Shirley, Katie Alsdurf, Rashida Gales, Kelly Schwerman, Crystal Weaver, Katie O'Grady, Monica Frede.
 Standing (l to r): Terri Mitchell (head coach), Michelle Nason (assistant coach), Jill Jameson (assistant coach), Jon Cain (assistant coach), Jenny Markwood (special assistant), Dawneshia Smith, Rachel Klug, Sarah Shouse, Lesley Juedes, Nick Johnson (manager), Andy Krakos (manager), Jamie Erickson (manager), Ed Quick (trainer).

- Defeated Toledo 65-54 in first round of Women's National Invitation Tournament at Toledo, Ohio
- Lost 76-73 to Iowa in the second round of the WNIT in Iowa City, Iowa
- Carolyn Kieger named C-USA All-Freshman Team member
- Kelly Schwerman set MU single season three-point percentage record
- Carolyn Kieger set MU single season free-throw percentage record
- Team set MU single season three-point percentage and field-goal percentage records

2003-04 • NCAA Tournament • 22-10 Overall • 9-5 Conference USA/5th




Back row (l to r): Carolyn Kieger, Efueko Osagie, Dawneshia Smith, Tierra Shirley, Danielle Kamm, Sarah Shouse, Lesley Juedes, Christina Quaye, Katie O'Grady, Jasmine McCullough, Monica Frede, Crystal Weaver, Kelly Schwerman.
 Front row (l to r): Team Chaplain Rev. Patrick Dorsey, Drew Smith (manager), Special Assistant Rashida Gales, Assistant Coach Jon Cain, Head Coach Terri Mitchell, Assistant Coach Michelle Nason, Assistant Coach Jill Jameson, Trainer Ed Quick, Drew Thomas (manager).

- Defeated Old Dominion in first round of NCAA Tournament, 67-64
- Lost to No. 1 Duke in the second round of the NCAA Tournament, 76-67
- Tied program-best 22 wins
- Undefeated at Al McGuire Center
- 13-1 at home
- Played in Al McGuire Center for the first time in school history

WOMEN'S BASKETBALL

2004-05 • WNIT • 18-12 Overall • 8-6 Conference USA/7th



Standing (l to r): Carolyn Kieger, Tierra Shirley, Dawneshia Smith, Savannah Anderson, Monica Frede, Christina Quaye, Svetlana Kovalenko, Lesley Juedes, Jasmine McCullough, Efueko Osagie, Amber Johnson.
 Sitting (l to r): Drew Smith (manager), Jeremy Johnson (athletic trainer), Michelle Nason (assistant coach), Jon Cain (assistant coach), Terri Mitchell (head coach), Cara Consuegra (assistant coach), Rashida Gales (special assistant), Drew Thomas (manager).

- Lost 66-57 to Nebraska in first round Sportsview.tv WNIT
- Carolyn Kieger and Christina Quaye named Second Team All-Conference USA
- Regular season victories over Penn State and DePaul
- Third straight postseason appearance


2005-06 • WNIT Finalist • 22-11 Overall • 9-9 BIG EAST/6th



Standing (l to r): Patrick Dorsey (team chaplain), Jon Cain (assistant coach), Michelle Nason (assistant coach), Drew Smith (manager), Drew Thomas (manager), Kelly Lam, Danielle Kamm, Terri Mitchell (head coach), Christina Quaye, Svetlana Kovalenko, Jim Packee (manager), Scott Holsopple (strength and conditioning coach), Jeremy Johnson (trainer), Rashida Gales (special assistant), Cara Consuegra (assistant coach).
 Sitting (l to r): Efueko Osagie, Erin Monfre, Krystal Ellis, Amber Johnson, Carolyn Kieger, Tierra Shirley, Marissa Thrower, Jasmine McCullough.

- Advanced to the WNIT championship game
- Carolyn Kieger and Christina Quaye named Second Team All-BIG EAST; Krystal Ellis named to BIG EAST All-Rookie Team
- 22 wins tied school record for most in a season
- Staged the third-best comeback in NCAA Division I history at West Virginia, coming back from a 21-point deficit to win 80-75
- Kieger set a new MU record for career assists with 694

2006-07 • NCAA Tournament • 26-7 Overall • 12-4 BIG EAST/T-2nd



Backrow (l to r): Jeremy Johnson (trainer), Jim Packee (manager), Jocelyn Mellen, Svetlana Kovalenko, Kelly Lam, Danielle Kamm, Christina Quaye, Drew Thomas (manager), Drew Smith (manager).
 Second Row (l to r): Jennie Lillis (assistant coach), Cara Consuegra (assistant coach), Terri Mitchell (head coach), Michelle Nason (assistant coach), Andre Johnson (Dir. of Operations).
 Front Row (l to r): Erin Monfre, Janelle Harris, Efueko Osagie-Landry, Krystal Ellis, Marissa Thrower, Jasmine McCullough.

- Advanced to the second round of the NCAA Tournament
- Terri Mitchell named BIG EAST Coach of the Year
- Krystal Ellis and Christina Quaye named First Team All-BIG EAST
- Ellis Named Associated Press Honorable Mention All-America
- 26 wins set a new school record for most wins in a season
- Won a school record 14 straight games
- Golden Eagles entertained a capacity crowd (4,000) for their game against Connecticut (Feb. 3)

2007-08 • WNIT Champions • 21-14 Overall • 8-8 BIG EAST/7th



Back row (l to r): Jeremy Johnson (athletic trainer), Janelle Harris, Paige Fiedorowicz, Jocelyn Mellen, Kelly Lam, Svetlana Kovalenko, Jasmine Collins, Rudy Thomas (strength coach).
 Second row (l to r): Drew Smith (manager), Jasmine McCullough (asst. director of operations), Jennie Lillis (assistant coach), Terri Mitchell (head coach), Michelle Nason (assistant coach), Cara Consuegra (assistant coach), Carolyn Kieger (director of operations).
 Front row (l to r): Courtney Weibel, Marissa Thrower, Krystal Ellis, Erin Monfre, Tatyiana McMorris, Angel Robinson.

- Won the Women's National Invitation Tournament Championship with a 81-66 victory at Michigan State on April 5, 2008
- First team to win three straight road games en route to the championship
- Krystal Ellis named WNIT MVP, Angel Robinson named to the WNIT All-Tournament Team
- Ellis named First Team All-BIG EAST
- Robinson named to the All-BIG EAST Freshman Team
- Ellis became MU's 20th player to eclipse the 1,000-point mark
- Recorded third consecutive 20-win season
- Regular season wins over nationally ranked DePaul, Pittsburgh and Wisconsin



2008-09 • WNIT • 17-16 Overall • 7-9 BIG EAST/T-9th



Backrow (l to r): Jeremy Johnson (trainer), Lauren Thomas-Johnson, Paige Fiedorowicz, Georgie Jones, Jocelyn Mellen, Jessica Pachko, Jasmine Collins, Breann Hill, Rudy Thomas (strength coach).
 Second Row (l to r): Drew Smith (video coordinator), Angie Nelp (assistant director of operations), Jennie Lillis (assistant coach), Terri Mitchell (head coach), Michelle Nason (assistant coach), Cara Consuegra (assistant coach), Angie Lewis (Dir. of Operations).
 Front Row (l to r): Janelle Harris, Courtney Weibel, Krystal Ellis, Erin Monfre, Marissa Thrower, Angel Robinson, Tatyiana McMorris.

- Advanced to the third round of the Women's National Invitation Tournament
- Angel Robinson named Second Team All-BIG EAST, Krystal Ellis earned All-BIG EAST Honorable Mention accolades and Jessica Pachko named to the all-freshman team.
- Ellis finished career as all-time leading scorer (1,940 points)
- First win over a Top-10 team defeating No. 10/4 Notre Dame, 75-65, (Jan. 13)
- Erin Monfre set an Al McGuire Center record for 3-point FGs made in single game and tied all-time single game mark with seven treys against West Virginia (Feb. 15)
- Golden Eagles entertained a capacity crowd (4,000) twice against Oregon (Dec. 17) and Connecticut (Feb. 7)

WOMEN'S BASKETBALL

2009-10 • WNIT • 17-16 Overall • 6-10 BIG EAST/10th



Backrow (l to r): Jasmine Collins, Jocelyn Mellen, Sarina Simmons, Jessica Pachko, Paige Fiedorowicz
Front Row (l to r): Courtney Weibel, Janelle Harris, Lauren Thomas-Johnson, Angel Robinson, Tatiyana McMorris

- Advanced to the third round of the Women's National Invitation Tournament
- Angel Robinson named Second Team All-BIG EAST and Sarina Simmons named to the all-freshman team.
- Advanced to the second round of the BIG EAST Tournament after defeating Villanova, 53-49.
- Robinson recorded the program's first triple-double with 10 points, 10 assists and 10 rebounds.
- Robinson became MU's 21st player to eclipse the 1,000-point mark
- Regular season wins over nationally ranked Pittsburgh and Georgetown.



All-Time Marquette NCAA Tournament Results and Records

Marquette NCAA Tournament Results

1994 West Region

FR: 3) Colorado 77, 14) Marquette 74

at Boulder, Colo.

1995 Midwest Region

7) North Carolina State 77, 10) Marquette 62

at College Park, Pa.

1997 Midwest Region

FR: 12) Marquette 70, 5) Clemson 66

SR: 4) LSU 71, Marquette 58

at Baton Rouge, La.

1998 Midwest Region

FR: 7) Florida International 59, 10) Marquette 45

at Chapel Hill, N.C.

1999 Midwest Region

FR: 9) Kansas 64, 8) Marquette 58

at West Lafayette, Ind.

2000 East Region

FR: 10) Western Kentucky 68, 7) Marquette 65

at Durham, N.C.

2004 Midwest Region

FR: 9) Marquette 67, 8) Old Dominion 64

SR: 1) Duke 76, Marquette 67

at Durham, N.C.

2007 Dayton Region

FR: 6) Marquette 87, 11) La.-Lafayette 58

SR: 3) Oklahoma 78, 6) Marquette 47

Records by Round

First Round (FR)	3-5
Second Round (SR)	0-3
Regional Semifinal (RS)	0-0
Regional Championship (RC)	0-0
National Semifinal (FF)	0-0
National Championship (NC)	0-0
All-time Record	3-8

Records by Seed

Sixth Seed	1-1
Seventh Seed	0-1
Eighth Seed	0-1
Ninth Seed	1-1
10th Seed	0-2
12th Seed	1-1
14th Seed	0-1

Records Against Seed

vs Top Seed	0-1
vs Three Seed	0-2
vs Four Seed	0-1
vs Five Seed	1-0
vs Seventh Seed	0-2
vs Eighth Seed	1-0
vs Ninth Seed	0-1
vs 10th Seed	0-1
vs 11th Seed	1-0

Team Records

Points

87 vs La. Lafayette, 2007

Field Goals Made

31 vs La. Lafayette, 2007

Field Goals Attempted

79 vs Colorado, 1994

Field Goal Percentage

50.0 vs vs La. Lafayette, 2007

Three-Point Field Goals Made

9 vs Western Kentucky, 2000

Three-Point Field Goals Attempted

28, vs Colorado, 1994

Three-Point Field Goal Percentage

42.9% (9-21) vs Western Kentucky, 2000

Free Throws Made

28 vs Clemson, 1997

Free Throws Attempted

38 vs Clemson, 1997

Free Throw Percentage

95.2% (20-21) vs La. Lafayette, 2007

Rebounds

47 vs La. Lafayette, 2007

Assists

17 vs Western Kentucky

Blocked Shots

5 vs Western Kentucky, 2000

5 vs Duke, 2004

Steals

20 vs LSU, 1997

Individual Game Records

Points

24 Christina Quaye vs Old Dominion, 2004

23 Clare Barnard vs Clemson, 1997

23 Christine Kennedy vs NC State, 1995

Field Goals Made

10 Kristen Maskala vs Colorado, 1994

9 Abbie Willenborg vs Florida International, 1998

8 Clare Barnard vs Clemson, 1997

Field Goals Attempted

22 Kristen Maskala vs Colorado, 1994

19 Christine Kennedy vs Colorado, 1994

17 Abbie Willenborg vs Florida International, 1998

15 Christina Quaye vs Old Dominion, 2004

Three-Point Field Goals Made

3, Seven Times

Three-Point Field Goals Attempted

10 Kristen Maskala vs Colorado, 1994

9 Kelly Scherman vs. Duke, 2004

9 Lori Goerlitz vs NC State, 1995

Free Throws Made

10 Nikki Taggert vs Clemson, 1997

Free Throws Attempted

12 Nikki Taggert vs Clemson, 1997

11 Clare Barnard vs Clemson, 1997

Rebounds

14 Abbie Willenborg vs Kansas, 1999

14 Abbie Willenborg vs Florida International, 1998

11 Christine Kennedy vs Colorado, 1994

10 Clare Barnard vs Clemson, 1997

10 Two Players vs NC State, 1995

Assists

7 Carolyn Kieger vs Duke, 2004

6 Kiesha Oliver vs Western Kentucky, 2000

6 Nikki Taggert vs Clemson, 1997

Blocked Shots

5 Lisa Oldenburg vs Western Kentucky, 2000

Steals

5 Carolyn Kieger vs. Old Dominion, 2004

WOMEN'S BASKETBALL

All-Time Marquette WNIT Records and Results

Marquette NWIT and WNIT Results

1993 NWIT

Marquette 77, Northwestern State (La) 74
 Arkansas State 80, Marquette 65
 Fla. International 93, Marquette 87
 at Amarillo, Texas

2003 WNIT

FR: Marquette 65, Toledo 54
 at Toledo, Ohio
 SR: Iowa 76, Marquette 73
 at Iowa City, Iowa

2005 WNIT

FR: Nebraska 66, Marquette 57
 at Milwaukee, Wis.

2006 WNIT

FR: Marquette 64, Illinois 44
 at Milwaukee, Wis.
 SR: Marquette 69, Iowa State 63 OT
 at Ames, Iowa
 Q: Marquette 57, Indiana 54
 at Milwaukee, Wis.
 S: Marquette 77, Pittsburgh 64
 at Milwaukee, Wis.
 F: Kansas State 77, Marquette 65
 at Manhattan, Kan.

2008 WNIT

FR: Bye
 SR: Marquette 75, Creighton 69 OT
 at Milwaukee, Wis.
 TR: Marquette 72, Illinois 64
 at Milwaukee, Wis.
 QF: Marquette 69, Kentucky 64
 at Lexington, Ky.
 SF: Marquette 86, Colorado 72
 at Boulder, Colo.
 F: Marquette 81, Michigan State 66
 at East Lansing, Mich.

2009 WNIT

FR: Bye
 SR: Marquette 58, Butler 49
 at Milwaukee, Wis.
 TR: Illinois State 51, Marquette 50
 at Normal, Ill.

2010 WNIT

FR: Marquette 85, Eastern Illinois 56
 SR: Illinois 74, Marquette 72 OT
 at Champaign, Ill.

Team Game Records

Points
 87 vs Fla. International, 1993
 86 at Colorado, 2008

Field Goals Made
 30 at Colorado, 2008

Field Goals Attempted
 68 vs. Illinois, 2008

Field Goal Percentage
 47.5 vs Eastern Illinois, 2010

Three-Point Field Goals Made
 10 vs. Iowa, 2003

Three-Point Field Goals Attempted
 28 vs. Iowa, 2003

Three-Point Field Goal Percentage
 46.7% (7-15) at Colorado, 2008

Free Throws Made
 26 vs. Creighton, 2008

Free Throws Attempted
 38 vs. Creighton, 2008

Free Throw Percentage
 84.6% (22-26) vs. Pittsburgh, 2006

Rebounds
 45 at Iowa State, 2006

Assists
 22 at Michigan State, 2008
 22 vs Eastern Illinois, 2010

Blocked Shots
 6 at Kentucky, 2008
 6 vs. Indiana, 2006
 6 vs. Toledo, 2003

Steals
 20 vs Eastern Illinois, 2010

Individual Game Records

Points
 40 Krystal Ellis at Kentucky, 2008

Field Goals Made
 11 Krystal Ellis at Kentucky, 2008
 9 Krystal Ellis at Colorado, 2008
 9 Krystal Ellis at Iowa State, 2006

Field Goals Attempted
 26 Krystal Ellis vs. Illinois, 2008

Three-Point Field Goals Made
 5 Erin Monfre at Michigan State, 2008
 5 Krystal Ellis at Kentucky, 2008
 5 Kelly Scherman vs. Iowa, 2003

Three-Point Field Goals Attempted
 10 Krystal Ellis at Kentucky, 2008
 10 Katie Alsdurf vs. Iowa, 2003

Free Throws Made
 13 Krystal Ellis at Kentucky, 2008
 8 Angel Robinson vs. Creighton, 2008

Free Throws Attempted
 14 Krystal Ellis at Kentucky, 2008
 11 Angel Robinson at Michigan State, 2008

Rebounds
 13 Svetlana Kovalenko vs. Illinois, 2008

Assists
 11 Krystal Ellis at Michigan State, 2008

Blocked Shots
 4 Krystal Ellis at Kentucky, 2008

Steals
 5 Krystal Ellis vs. Iowa State, 2006
 5 Carolyn Kieger vs. Toledo, 2003

Scholarship Recipients and Awards

Hank Raymonds Sportsmanship Award

Each year, if there is a worthy recipient, the Hank Raymonds Sportsmanship Award is presented to a male or female basketball player at Marquette. The recipient of this award is selected by the Vice President for Student Affairs and the Director of Intercollegiate Athletics and Recreational Sports.

The qualifications for this award are as follows:

- is a basketball letterwinner at Marquette
- exhibits outstanding leadership qualities, both on and off the basketball court
- participates in student activities
- achieves academic excellence

A permanent silver bowl with the inscription of each year's winner is located in the Marquette Athletic Office. The student recipient receives a miniature replica of the silver bowl.

The initial recipient of the Hank Raymonds Sportsmanship Award was the man after whom the award was named. Hank Raymonds was involved with MU athletics for more than 25 years as the men's basketball coach and athletic director.

Below is a list of award winners:

1982-83	Henry C. Raymonds
1988-84	Marc Marotta
1984-85	Marianne Burish
1985-86	Kerry Trotter
1986-87	Beth Ayers / Tom Copa
1987-88	Patty Baker
1988-89	Mike Flory
1989-90	Tony Smith
1990-91	Anita Godlewski
1991-92	Tammy Shain
1992-93	Courtney Romeiser
1993-94	Kristen Maskala / Jim McIlvaine
1994-95	Christine Kennedy
1995-96	Roney Eford
1996-97	Renae Scheibe
1997-98	Abel Joseph
1998-99	Lisa Oldenburg
1999-2000	Lisa Oldenburg
2000-01	Brian Wardle
2001-02	Oluoma Nnamaka
2002-03	Dwyane Wade
2003-04	Terry Sanders
2004-05	Todd Townsend
2005-06	Steve Novak


M Club Hall of Fame

Women's basketball players who have been inducted into Marquette's M Club Hall of Fame:

- Class of 1991
Kathy Andrykowski (1976-80)
- Class of 1996
Julie Sievers (1979-83)
- Class of 2004
Kristen Maskala (1991-94)
- Class of 2006
Abbie Willenborg (1996-2000)
- Class of 2009
Lisa Oldenburg (1996-2000)



Julie Sievers



Marianne Burish



Kristi Johnson

The McCahill Award

The McCahill Award is presented annually to the MU senior student-athlete from the previous year who has demonstrated the highest performance in scholarship, leadership and athletics.

It is awarded by the William J. McCahill, Sr., family in honor of their son, Captain Robert L. McCahill, a Marquette athlete who was killed in World War II.

Year	Athlete	Sport(s)
1946	William Chandler	Basketball
1947	Raymond Kuffel	Basketball
1948	Charles Schuette	Football, Track
1949	Joseph Gagliardo	Football
1950	Allan Molgaard	Football
1951	Richard Schmandt	Track
1952	Daniel Makowski	Football
1953	James Tobias	Football
1954	John Bennett	Track
1955	Russell Wittberger	Basketball
1956	David Donarski	Football
1957	Robert Walczak	Basketball
1958	Edward Hoyle	Track
1959	Charles Mulcahy	Tennis
1960	Frank Mestnik	Football
1961	Donald Kojis	Basketball
1962	No Award Given	
1963	Ronald Glaser	Basketball
1964	Robert Hornak	Basketball
1965	Richard Andrews	Wrestling
1966	Thomas Flynn	Basketball, Track
1967	Robert Wolf	Basketball
1968	Philip Buerk	Wrestling
1969	George Thompson	Basketball
1970	Ric Cobb	Basketball
1971	Dean Meminger	Basketball
1972	Charles Besser	Golf
1973	Allie McGuire	Basketball
1974	David Lugert	Soccer
1975	Richard Rock	Soccer
1976	Peter Glaeser	Track
1977	Michael Jarecki	Wrestling
1978	Butch Lee	Basketball
1979	Michael Banahan	Soccer
1980	Kathy Andrykowski	Basketball, Volleyball
1981	John Rydeski	Track
1982	Linda Raymonds	Tennis
1983	Steve Pribramsky	Track
1984	Laurie Hottinger	CC/Track
	Marc Marotta	Basketball
1985	Pat Sorrentino	Soccer
1986	Keith Hanson	CC/Track
1987	Jim Schmitz	Wrestling
1988	Clare Look	Track
1989	Pete Bandettini	CC/Track
1990	Meg Mulcahy	Tennis
1991	Sherri Goll	Volleyball
1992	Peppur Chambers	Track
1993	Chris Spindler	Track
1994	Kristen Maskala	Basketball
	Jim McIlvaine	Basketball
1995	Christine Kennedy	Basketball
	Chago Navarro	CC/Track
1996	Jane Richards	Track
1997	Christy Rice	CC/Track
	Scott Ziemba	Soccer
1998	Martha Meyer	Volleyball
1999	Joy Krekelberg	Track
2000	Lisa Oldenburg	Basketball
	Kelly Roethe	Soccer
2001	Brian Wardle	Basketball
	Rhegan Hyypio	Soccer
2002	Joe Herrington	CC/Track
	Kristi Johnson	Basketball
2003	Kate Gordon	Soccer
2004	Susan Barth	CC/Track
2005	Brianna Dahm	CC/Track
2006	Carolyn Kieger	Basketball
	Steve Novak	Basketball
2007	Jamie Mueller	Volleyball
2008	Laura Boyer	Soccer
2009	Mike Van Sickle	Golf
2010	Katie Miller	Soccer

WOMEN'S BASKETBALL

All-Conference Awards

Coach of the Year

Terri Mitchell	
BIG EAST	2007
Conference USA	1998, 2000

First Team All-Conference

Heidi Ach (MCC)	1990
Krystal Ellis (BIG EAST)	2007, 2008
Christine Kennedy (GMC)	1993, 1994
Kristen Maskala (GMC)	1992
Kerri Reaves (GMC)	1995
Christina Quaye (BIG EAST)	2007
Abbie Willenborg (C-USA)	1998, 1999, 2000

Second Team All-Conference

Clare Barnard (C-USA)	1997
Lori Goerlitz (GMC)	1995
Christine Kennedy (GMC)	1995
Carolyn Kieger (C-USA, BIG EAST)	2004, 2006
Rachel Klug (C-USA)	2002
Stephanie Krumrie (GMC)	1994
Lisa Oldenburg (C-USA)	1998, 1999, 2000
Angel Robinson (BIG EAST)	2009, 2010
Christina Quaye (C-USA, BIG EAST)	2004, 2006

Third Team All-Conference

Clare Barnard (C-USA)	1996
Heidi Bowman (C-USA)	2001
Kiesha Oliver (C-USA)	2000
Sarah Zawodny (C-USA)	2001

Honorable Mention All-Conference

Krystal Ellis (BIG EAST)	2009
--------------------------	------

Freshman/Newcomer All-Conference

Katie Alsdurf (C-USA)	2002
Krystal Ellis (BIG EAST)	2006
Kristi Johnson (C-USA)	1999
Christine Kennedy (GMC)	1992
Kristen Maskala (GMC)	1992
Petra Olson (C-USA)	1996
Jessica Pachko (BIG EAST)	2009
Angel Robinson (BIG EAST)	2008
Sarina Simmons (BIG EAST)	2010
Abbie Willenborg (C-USA)	1997

All-Tournament Team Selections

Krystal Ellis (BIG EAST)	2007
Kristen Maskala (GMC)	1992, 1993
Lisa Oldenburg (C-USA)	1998, 1999
Abbie Willenborg (C-USA)	1997

Conference Players of the Week

Angel Robinson (BIG EAST)	Dec. 29, 2008
Krystal Ellis (BIG EAST)	Nov. 19, 2007
Lesley Juedes (C-USA)	Jan. 10, 2005
Lisa Oldenburg (C-USA)	Feb. 7, 2000
Abbie Willenborg (C-USA)	Jan. 31, 2000
Lisa Oldenburg (C-USA)	Nov. 29, 1999
Abbie Willenborg (C-USA)	Feb. 1, 1999
Abbie Willenborg (C-USA)	Feb. 16, 1998
Lisa Oldenburg (C-USA)	Jan. 26, 1998
Lisa Oldenburg (C-USA)	Nov. 24, 1997
Kerri Reaves (GMC)	Feb. 17, 1994
Kristen Maskala (GMC)	Jan. 25, 1993
Stephanie Krumrie (GMC)	Jan. 11, 1993
Christine Kennedy (GMC)	Feb. 2, 1992
Kristen Maskala (GMC)	Jan. 13, 1992

Freshman of the Week

Krystal Ellis (BIG EAST)	Jan. 23 and Feb. 13, 2006
Angel Robinson (BIG EAST)	Dec. 17 and Jan. 7, 2007-08

All-Americans

Associated Press	
Krystal Ellis, Honorable Mention	2007
Women's Basketball News Service	
Abbie Willenborg, Second Team	1999-00
GTE Academic All-America	
Kristen Maskala, First Team	1993-94
Lisa Oldenburg, Third Team	1999-00
Nicki Taggart, Third Team	1997-98
Basketball Times	
Lisa Oldenburg, Honorable Mention	1997-98
Academic All-American of the Year	
Kristen Maskala	1993-94

National Tournament (All-Tournament)

Krystal Ellis (WNIT MVP)	2008
Danielle Kamm (WNIT)	2006
Angel Robinson (WNIT)	2008



Nicki Taggart



Lisa Oldenburg

Academic Awards

BIG EAST All-Academic Team

Carolyn Kieger	2006
Svetlana Kovalenko	2006, 2007, 2008
Kelly Lam	2006, 2007, 2008
Jocelyn Mellen	2009
Tierra Shirley	2006
Courtney Weibel	2008, 2009

C-USA Commissioner's Academic Medal

Nicki Taggart	1998
Kelly Schwerman	2001, 2002, 2003, 2004
Sarah Zawodny	2000, 2001, 2002

C-USA Commissioner's Honor Roll

Katie Alsdurf	2002
Clare Barnard	1996, 1997
Heidi Bowman	1998, 1999
Corey Bronson	1997, 1998, 1999
Monica Frede	2005
Kristi Johnson	2000, 2002
Danielle Kamm	2004
Carolyn Kieger	2004, 2005
Svetlana Kovalenko	2005
Kim Nelson	2000
Lisa Oldenburg	1997, 1998, 1999, 2000
Vanessa Rieder	1997, 1998
Rena Scheibe	1996, 1997
Kelly Schwerman	2001, 2002, 2003, 2004
Kristin Seffern	2000, 2002
Meghan Sheehan	1997, 1998, 1999
Tierra Shirley	2004, 2005
Becky Stieber	2002
Nicki Taggart	1997, 1998
Crystal Weaver	2003
Sarah Zawodny	1999, 2000, 2001, 2002

C-USA Scholar Athlete of the Year

(awarded by sport)	
Lisa Oldenburg	1999-00
Nicki Taggart	1996-97, 1997-98

C-USA Sport Academic Award

(awarded by sport)	
MU Women's Basketball	2001-02
MU Women's Basketball	1995-96

GTE Academic All-America

Lisa Oldenburg, Third Team	1999-00
Nicki Taggart, Third Team	1997-98

Academic Honorees

Beth Ayers
1985-86 Honorable Mention All-American

Kristen Maskala
1993-94 Academic All-American of the Year
1993-94 First Team Academic All-American
1992-93 Second Team Academic All-American
1991-92 Third Team Academic All-American

Carolyn Kieger
2004-05 NACDA Division I-AAA Scholar Athlete

Lisa Oldenburg
1999-2000 Third Team Academic All-American
1999-2000 First Team Academic All-District
1998-99 Second Team Academic All-District

Nicki Taggart
1997-98 Third Team Academic All-American
1997-98 C-USA Scholar Athlete
1996-97 First Team Academic All-District
1996-97 C-USA Scholar Athlete



Marquette Postseason Awards

Previous Award Winners

Most Valuable Player

2008-09	Angel Robinson
2007-08	Krystal Ellis
2006-07	Christina Quaye
2005-06	Krystal Ellis
2004-05	Christina Quaye
2003-04	Katie O'Grady, Kelly Schwerman, Carolyn Kieger
2002-03	Rachel Klug
2001-02	Rachel Klug
2000-01	Heidi Bowman
1999-00	Lisa Oldenburg
1998-99	Abbie Willenborg
1997-98	Nicki Taggart
1996-97	Clare Barnard
1995-96	Clare Barnard
1994-95	Kerri Reaves
1993-94	Kristen Maskala
1992-93	Kristen Maskala, Christine Kennedy
1991-92	Kristen Maskala
1990-91	Heidi Ach
1989-90	Heidi Ach
1988-89	Joan Pitrof
1987-88	Patty Baker
1986-87	Beth Ayers, Patty Baker
1985-86	Beth Ayers
1984-85	Beth Ayers
1983-84	Becky Kinzer

Most Valuable Offensive Player

2008-09	Angel Robinson
2007-08	Krystal Ellis
2006-07	Krystal Ellis
2005-06	Christina Quaye
2004-05	Carolyn Kieger
2003-04	Kelly Schwerman, Carolyn Kieger
2002-03	Carolyn Kieger
2001-02	Rachel Klug
2000-01	Heidi Bowman
1999-00	Abbie Willenborg
1998-99	Abbie Willenborg
1997-98	Abbie Willenborg

Most Valuable Defensive Player

2008-09	Erin Monfre Georgie Jones
2007-08	Angel Robinson Janelle Harris
2006-07	Efueko Osagie-Landry
2005-06	Tierra Shirley
2004-05	Efueko Osagie
2003-04	Katie O'Grady
2002-03	Kelly Schwerman
2001-02	Kristi Johnson
2000-01	Ebony Williams
1999-00	Kristi Johnson
1998-99	Lisa Oldenburg
1997-98	Sidnee Majette

Leadership Award

2008-09	Angel Robinson
2007-08	Svetlana Kovalenko
2006-07	Jasmine McCullough
2005-06	Jasmine McCullough
2004-05	Jasmine McCullough
2003-04	Crystal Weaver

Tenacity Award

2008-09	Tenacity Award
2007-08	Jocelyn Mellen
2006-07	Janelle Harris
2005-06	Carolyn Kieger
2004-05	Jasmine McCullough
2003-04	Christina Quaye

Outstanding Teammate Award

2008-09	Jocelyn Mellen
2007-08	Courtney Weibel
2006-07	Jocelyn Mellen
2005-06	Danielle Kamm
2004-05	Monica Frede
2003-04	Jasmine McCullough

Retired Awards

Golden Eagle Character Award

2002-03	Crystal Weaver
2001-02	Kelly Schwerman
2000-01	Rachel Klug
1999-00	Kiesha Oliver
1998-99	Kristi Johnson
1997-98	Lisa Oldenburg

Defense Award

1996-97	Sidnee Majette
---------	----------------

Hustle Award

1996-97	Nicki Taggart
1995-96	Shari Smith
1994-95	Sidnee Majette
1993-94	Lori Goerlitz
1992-93	Courtney Romeiser
1991-92	Courtney Romeiser
1990-91	Courtney Romeiser
1989-90	Tammy Shain
1988-89	Beth Crossett
1987-88	Joan Pitrof
1986-87	Beth Crossett

Most Improved Player

1995-96	Kareeda Chones
1994-95	Renae Scheibe
1993-94	Kerri Reaves
1992-93	Lori Goerlitz
1991-92	Stephanie Krumrei
1990-91	Moya Baylis
1989-90	Karen Holding
1988-89	Tammy Shain
1987-88	Karen Holding
1986-87	Joan Pitrof
1985-86	Kerri Christianson
1984-85	Sharon Flaiz
1983-84	Lynn Suplicki

Super Sub

1996-97	Lisa Oldenburg
1995-96	Corey Bronson
1994-95	Clare Barnard
1993-94	Clare Barnard
1991-92	Moya Baylis
1990-91	Moya Baylis
1989-90	Stephanie Krumrei Lori Dorava
1988-89	Karen Holding
1987-88	Heidi Ach
1986-87	Jill Anson
1985-86	Kathy Schweiger
1984-85	Jill Anson
1983-84	Beth Ayers

Marquette Players in the Professional Ranks

Kathy Andrykowski

New Orleans Pride (WBL), 1980-81
English Professional League, 1982-83
Italian Professional League, 1983-86
Spanish Professional League, 1986-87

Clare Barnard

Australian Professional League, 1997-98
Luxembourg Professional League, 1998-03

Nicki Taggart

Greek Professional League, 1998-99

Lisa Oldenburg

WNBA Combine, 2000
Finland Professional League, 2000

Abbie Willenborg

WNBA Combine, 2000
Drafted by Houston Comets, 2000

Heidi Bowman

Norway Professional League, 2001

Rachel Klug

New Zealand Professional League, 2003

Sarah Zawodny

Finland Professional League, 2003

Christina Quaye

Chicago Sky Training Camp Invitee, 2007
Greek Professional League, 2007
Real Canoe (Spain), 2008
Extrugasa (Spain), 2009

Krystal Ellis

Greece A1 Professional League, 2009