

Lecture PowerPoints

Chapter 16

Physics: Principles with Applications, 6th edition

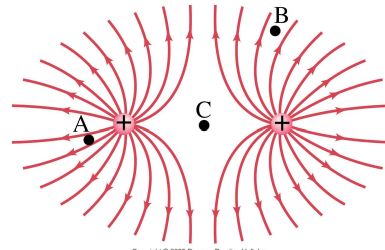
Giancoli

© 2005 Pearson Prentice Hall

This work is protected by United States copyright laws and is provided solely for the use of instructors in teaching their courses and assessing student learning. Dissemination or sale of any part of this work (including on the World Wide Web) will destroy the integrity of the work and is not permitted. The work and materials from it should never be made available to students except by instructors using the accompanying text in their classes. All recipients of this work are expected to abide by these restrictions and to honor the intended pedagogical purposes and the needs of other instructors who rely on these materials.

Chapter 16

Electric Charge and Electric Field



Copyright © 2005 Pearson Prentice Hall, Inc.

Units of Chapter 16

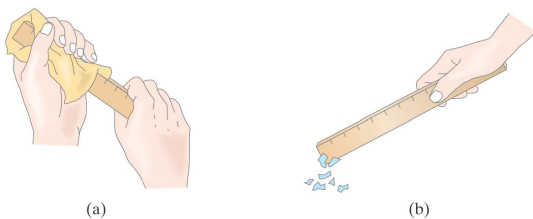
- Static Electricity; Electric Charge and Its Conservation
- Electric Charge in the Atom
- Insulators and Conductors
- Induced Charge; the Electroscope
- Coulomb's Law
- Solving Problems Involving Coulomb's Law and Vectors
- The Electric Field

Units of Chapter 16

- Field Lines
- Electric Fields and Conductors
- Gauss's Law

16.1 Static Electricity; Electric Charge and Its Conservation

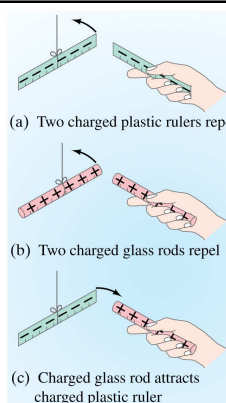
Objects can be charged by rubbing



(a)

Copyright © 2005 Pearson Prentice Hall, Inc.

(b)



(a) Two charged plastic rulers repel

(b) Two charged glass rods repel

(c) Charged glass rod attracts charged plastic ruler

Copyright © 2005 Pearson Prentice Hall, Inc.

16.1 Static Electricity; Electric Charge and Its Conservation

Charge comes in two types, positive and negative; like charges repel and opposite charges attract

16.1 Static Electricity; Electric Charge and Its Conservation

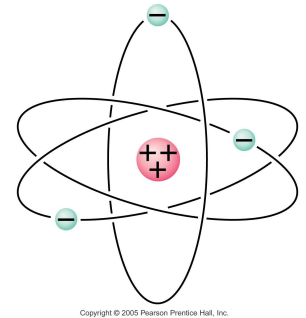
Electric charge is conserved – the arithmetic sum of the total charge cannot change in any interaction.

16.2 Electric Charge in the Atom

Atom:

Nucleus (small, massive, positive charge)

Electron cloud (large, very low density, negative charge)



16.2 Electric Charge in the Atom

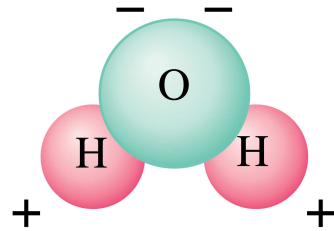
Atom is electrically neutral.

Rubbing charges objects by moving electrons from one to the other.



16.2 Electric Charge in the Atom

Polar molecule: neutral overall, but charge not evenly distributed



16.3 Insulators and Conductors

Conductor:

Charge flows freely

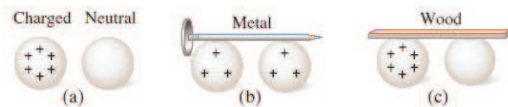
Metals

Insulator:

Almost no charge flows

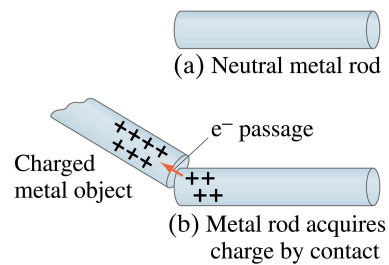
Most other materials

Some materials are semiconductors.



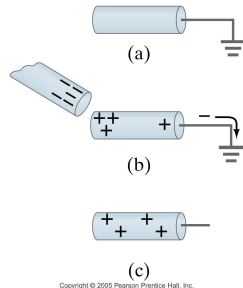
16.4 Induced Charge; the Electroscope

Metal objects can be charged by conduction:



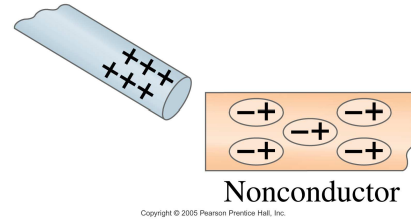
16.4 Induced Charge; the Electroscope

They can also be charged by induction:



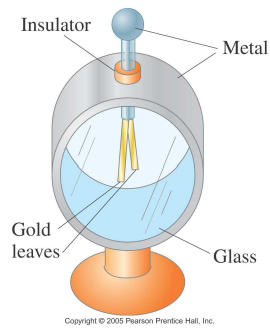
16.4 Induced Charge; the Electroscope

Nonconductors won't become charged by conduction or induction, but will experience charge separation:



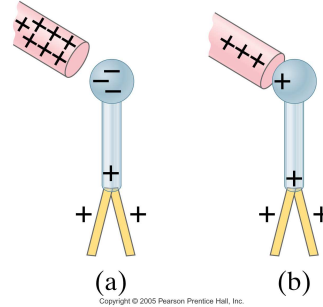
16.4 Induced Charge; the Electroscope

The electroscope can be used for detecting charge:



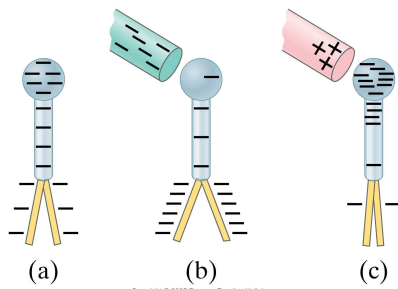
16.4 Induced Charge; the Electroscope

The electroscope can be charged either by conduction or by induction.



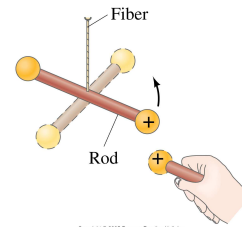
16.4 Induced Charge; the Electroscope

The charged electroscope can then be used to determine the sign of an unknown charge.



16.5 Coulomb's Law

Experiment shows that the electric force between two charges is proportional to the product of the charges and inversely proportional to the distance between them.



16.5 Coulomb's Law

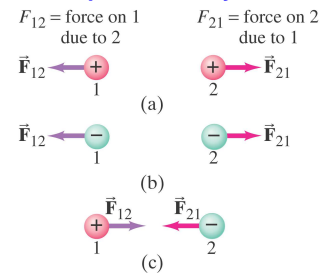
Coulomb's law:

$$F = k \frac{Q_1 Q_2}{r^2} \quad (16-1)$$

This equation gives the magnitude of the force.

16.5 Coulomb's Law

The force is along the line connecting the charges, and is attractive if the charges are opposite, and repulsive if they are the same.



16.5 Coulomb's Law

Unit of charge: coulomb, C

The proportionality constant in Coulomb's law is then:

$$k = 8.988 \times 10^9 \text{ N} \cdot \text{m}^2 / \text{C}^2$$

Charges produced by rubbing are typically around a microcoulomb:

$$1 \mu\text{C} = 10^{-6} \text{ C}$$

16.5 Coulomb's Law

Charge on the electron:

$$e = 1.602 \times 10^{-19} \text{ C}$$

Electric charge is quantized in units of the electron charge.

16.5 Coulomb's Law

The proportionality constant k can also be written in terms of ϵ_0 , the permittivity of free space:

$$F = \frac{1}{4\pi\epsilon_0} \frac{Q_1 Q_2}{r^2}$$

$$\epsilon_0 = \frac{1}{4\pi k} = 8.85 \times 10^{-12} \text{ C}^2 / \text{N} \cdot \text{m}^2 \quad (16-2)$$

Figure 16-16
Example 16-1.

Find the magnitude and direction of the force on the electron

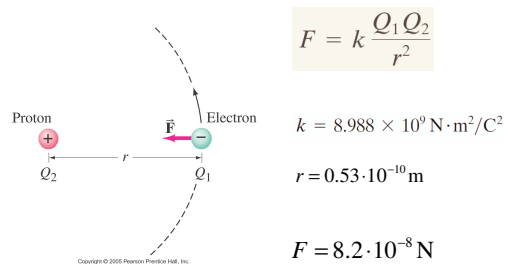
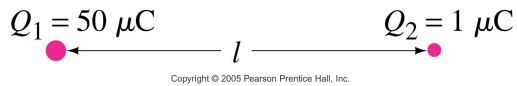


Figure 16-17
Example 16-2

Which charge exerts the greater force?

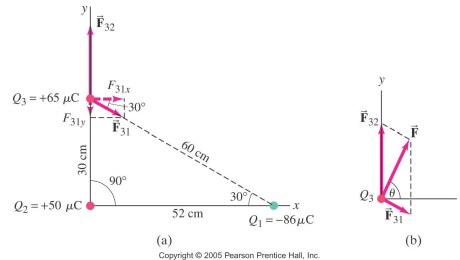


Copyright © 2005 Pearson Prentice Hall, Inc.

16.5 Coulomb's Law

Coulomb's law strictly applies only to point charges.

Superposition: for multiple point charges, the forces on each charge from every other charge can be calculated and then added as vectors.



Copyright © 2005 Pearson Prentice Hall, Inc.

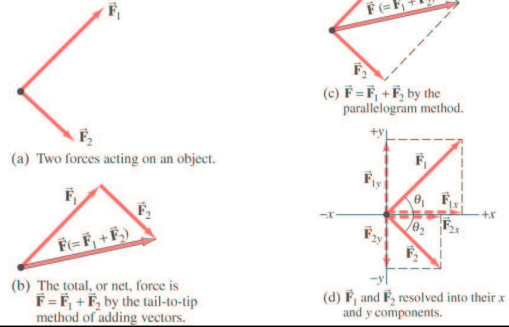
16.6 Solving Problems Involving Coulomb's Law and Vectors

The net force on a charge is the vector sum of all the forces acting on it.

$$\vec{F}_{\text{net}} = \vec{F}_1 + \vec{F}_2 + \dots$$

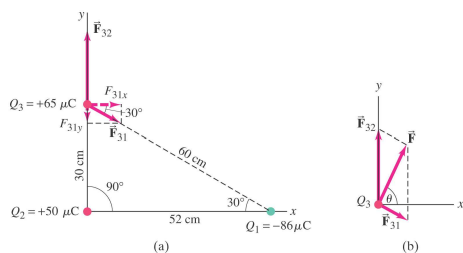
16.6 Solving Problems Involving Coulomb's Law and Vectors

Vector addition review:



16.5 Coulomb's Law

Example: calculate the net force on Q_3

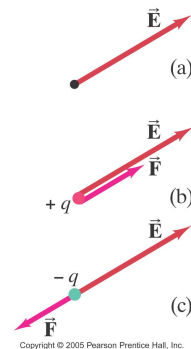


Copyright © 2005 Pearson Prentice Hall, Inc.

16.7 The Electric Field

The electric field is the force on a small charge, divided by the charge:

$$\vec{E} = \frac{\vec{F}}{q} \quad (16-3)$$



Copyright © 2005 Pearson Prentice Hall, Inc.

16.7 The Electric Field

For a point charge:

$$E = k \frac{Q}{r^2} \quad (16-4a)$$

$$E = \frac{1}{4\pi\epsilon_0} \frac{Q}{r^2} \quad (16-4b)$$

16.7 The Electric Field

Force on a point charge in an electric field:

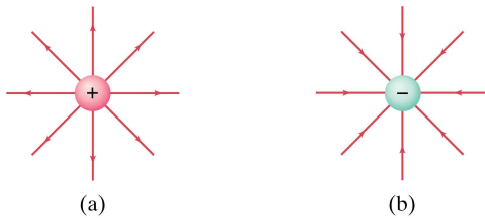
$$\vec{F} = q\vec{E} \quad (16-5)$$

Superposition principle for electric fields:

$$\vec{E} = \vec{E}_1 + \vec{E}_2 + \dots$$

16.8 Field Lines

The electric field can be represented by field lines. These lines start on a positive charge and end on a negative charge.



Copyright © 2005 Pearson Prentice Hall, Inc.

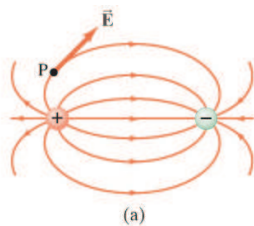
16.8 Field Lines

The number of field lines starting (ending) on a positive (negative) charge is proportional to the magnitude of the charge.

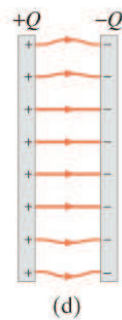
The electric field is stronger where the field lines are closer together.

16.8 Field Lines

Electric dipole: two equal charges, opposite in sign:



16.8 Field Lines



The electric field between two closely spaced, oppositely charged parallel plates is constant.

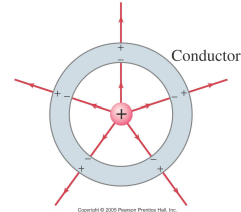
16.8 Field Lines

Summary of field lines:

1. Field lines indicate the direction of the field; the field is tangent to the line.
2. The magnitude of the field is proportional to the density of the lines.
3. Field lines start on positive charges and end on negative charges; the number is proportional to the magnitude of the charge.

16.9 Electric Fields and Conductors

The static electric field inside a conductor is zero – if it were not, the charges would move.



The net charge on a conductor is on its surface.

16.9 Electric Fields and Conductors

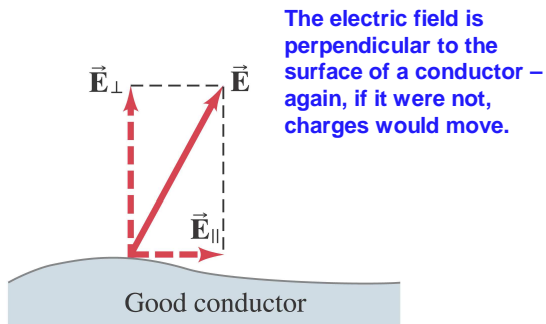
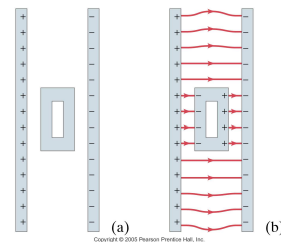
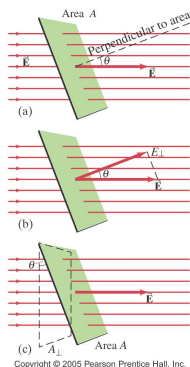


Figure 16-35
Example 16-10

Application: shielding, Faraday cage



16.10 Gauss's Law



Electric flux:

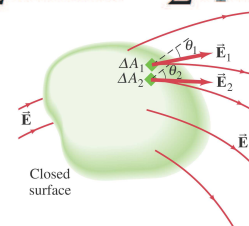
$$\begin{aligned}\Phi_E &= EA \cos \theta \\ &= E_{\perp} A = EA_{\perp}\end{aligned}\quad (16-7)$$

Electric flux through an area is proportional to the total number of field lines crossing the area.

16.10 Gauss's Law

Flux through a closed surface:

$$\begin{aligned}\Phi_E &= E_1 \Delta A_1 \cos \theta_1 + E_2 \Delta A_2 \cos \theta_2 + \cdots \\ &= \sum E \Delta A \cos \theta = \sum E_{\perp} \Delta A,\end{aligned}$$



16.10 Gauss's Law

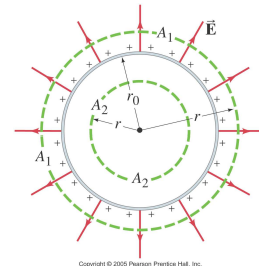
The net number of field lines through the surface is proportional to the charge enclosed, and also to the flux, giving Gauss's law:

$$\sum_{\text{closed surface}} E_{\perp} \Delta A = \frac{Q_{\text{encl}}}{\epsilon_0} \quad (16-9)$$

This can be used to find the electric field in situations with a high degree of symmetry.

Figure 16-39
Gaussian surfaces

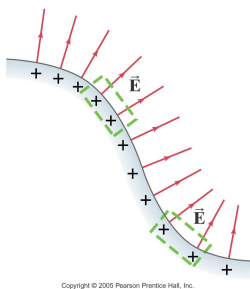
Example: electric field near charged spherical shell



Copyright © 2005 Pearson Prentice Hall, Inc.

Figure 16-41
Example 16-12

Example: electric field at surface of a conductor



Copyright © 2005 Pearson Prentice Hall, Inc.

σ : surface charge density

$$E = \frac{\sigma}{\epsilon_0} = \frac{Q}{A\epsilon_0}$$

Summary of Chapter 16

- Two kinds of electric charge – positive and negative
- Charge is conserved
- Charge on electron:
$$e = 1.602 \times 10^{-19} \text{ C}$$
- Conductors: electrons free to move
- Insulators: nonconductors

Summary of Chapter 16

- Charge is quantized in units of e
- Objects can be charged by conduction or induction
- Coulomb's law:
$$F = k \frac{Q_1 Q_2}{r^2}$$
- Electric field is force per unit charge:

$$\vec{E} = \frac{\vec{F}}{q}$$

Summary of Chapter 16

- Electric field of a point charge:
$$E = \frac{1}{4\pi\epsilon_0} \frac{Q}{r^2}$$
- Electric field can be represented by electric field lines
- Static electric field inside conductor is zero; surface field is perpendicular to surface
- Electric flux:
$$\Phi_E = EA \cos \theta$$
- Gauss's law:

$$\sum_{\text{closed surface}} E_{\perp} \Delta A = \frac{Q_{\text{encl}}}{\epsilon_0}$$