













# SoCon CHAMPIONS

Year	School	W-L	Pct.	Tournament Champion
1920-21	.....	.....	.....	Kentucky
1921-22	Virginia	5-0	1.000	North Carolina
1922-23	North Carolina	5-0	1.000	Mississippi State
1923-24	Tulane	10-0	1.000	North Carolina
1924-25	North Carolina	8-0	1.000	North Carolina
1925-26	Kentucky	8-0	1.000	North Carolina
1926-27	South Carolina	9-1	.900	Vanderbilt
1927-28	Washington & Lee	7-1	.875	Mississippi
1928-29	Washington & Lee	7-1	.875	North Carolina State
1929-30	Alabama	10-0	1.000	Alabama
1930-31	Georgia	15-1	.938	Maryland
1931-32	Kentucky and Maryland	9-1	.900	Georgia
1932-33	South Carolina	3-0	1.000	South Carolina
1933-34	South Carolina	6-0	1.000	Washington & Lee
1934-35	North Carolina	12-1	.923	South Carolina
1935-36	Washington & Lee	10-0	1.000	South Carolina
1936-37	Washington & Lee	11-1	.917	Washington & Lee
1937-38	North Carolina	13-3	.813	Duke
1938-39	Wake Forest	15-3	.833	Clemson
1939-40	Duke	13-2	.867	North Carolina
1940-41	North Carolina	14-1	.933	Duke
1941-42	Duke	15-1	.938	Duke
1942-43	Duke	12-1	.923	George Washington
1943-44	North Carolina	9-1	.900	Duke
1944-45	South Carolina	9-0	1.000	North Carolina
1945-46	North Carolina	13-1	.929	Duke
1946-47	North Carolina State	11-2	.846	North Carolina State
1947-48	North Carolina State	12-0	1.000	North Carolina State
1948-49	North Carolina State	14-1	.933	North Carolina State
1949-50	North Carolina State	12-2	.857	North Carolina State
1950-51	North Carolina State	13-1	.929	North Carolina State
1951-52	West Virginia	15-1	.938	North Carolina State
1952-53	North Carolina State	13-3	.813	Wake Forest
1953-54	George Washington	10-0	1.000	Georgia Washington
1954-55	West Virginia	9-1	.900	West Virginia
1955-56	George Washington	10-2	.833	West Virginia and West Virginia
1956-57	West Virginia	12-0	1.000	West Virginia
1957-58	West Virginia	12-0	1.000	West Virginia
1958-59	West Virginia	11-0	1.000	West Virginia
1959-60	Virginia Tech	12-1	.923	West Virginia
1960-61	West Virginia	11-1	.917	George Washington
1961-62	West Virginia	12-1	.923	West Virginia
1962-63	West Virginia	11-2	.846	West Virginia
1963-64	Davidson	9-2	.818	VMI
1964-65	Davidson	12-0	1.000	West Virginia
1965-66	Davidson	11-1	.917	Davidson
1966-67	West Virginia	9-1	.900	West Virginia
1967-68	Davidson	9-1	.900	Davidson
1968-69	Davidson	9-0	1.000	Davidson
1969-70	Davidson	10-0	1.000	Davidson
1970-71	Davidson	9-1	.900	Furman
1971-72	Davidson	8-2	.800	East Carolina
1972-73	Davidson	9-1	.900	Furman
1973-74	Furman	11-1	.917	Furman
1974-75	Furman	12-0	1.000	Furman
1975-76	VMI	9-3	.750	VMI
1976-77	Furman and VMI	8-2	.800	VMI
1977-78	Appalachian State	9-3	.750	Furman
1978-79	Appalachian State	11-3	.786	Appalachian State
1979-80	Furman	14-1	.933	Furman
1980-81	Appalachian State	11-5	.688	Chattanooga
Davidson	11-5	.688	.....	.....
and Chattanooga	11-5	.688	.....	.....
1981-82	Chattanooga	15-1	.938	Chattanooga
1982-83	Chattanooga	15-1	.938	Chattanooga
1983-84	Marshall	13-3	.813	Marshall
1984-85	Chattanooga	14-2	.875	Marshall
1985-86	Chattanooga	12-4	.750	Davidson
1986-87	Marshall	15-1	.938	Marshall
1987-88	Marshall	14-2	.875	Chattanooga
1988-89	Chattanooga	10-4	.714	East Tennessee State
1989-90	East Tennessee State	12-2	.857	East Tennessee State

Year	School	W-L	Pct.	Tournament Champion
1990-91	East Tennessee State	11-3	.786	East Tennessee State
Furman	11-3	.786	.....	.....
and Chattanooga	11-3	.786	.....	.....
1991-92	East Tennessee State	12-2	.857	East Tennessee State and Chattanooga
Chattanooga	12-2	.857	.....	.....
1992-93	Chattanooga	16-2	.889	Chattanooga
1993-94	Chattanooga	14-4	.778	Chattanooga
1994-95	North — Marshall	10-4	.714	Chattanooga
South — Chattanooga	11-3	.786	.....	.....
1995-96	North — Davidson	14-0	1.000	Western Carolina
South — Western Carolina	10-4	.714	.....	.....
1996-97	North — Marshall	10-4	.714	Chattanooga
North — Davidson	10-4	.714	.....	.....
South — Chattanooga	11-3	.786	.....	.....
1997-98	North — Davidson	13-2	.867	Davidson
North — Appalachian State	13-2	.867	.....	.....
South — Chattanooga	7-7	.500	.....	.....
1998-99	North — Appalachian State	13-3	.813	College of Charleston
South — Coll. of Charleston	16-0	1.000	.....	.....
1999-00	North — Appalachian State	13-3	.813	Appalachian State
South — Coll. of Charleston	13-3	.813	.....	.....
2000-01	North — East Tenn. State	13-3	.813	UNC Greensboro
South — Coll. of Charleston	12-4	.750	.....	.....
2001-02	North — Davidson	11-5	.688	Davidson
North — UNC Greensboro	11-5	.688	.....	.....
North — East Tenn. State	11-5	.688	.....	.....
South — Coll. of Charleston	9-7	.562	.....	.....
South — Georgia Southern	9-7	.562	.....	.....
South — Chattanooga	9-7	.562	.....	.....
2002-03	North — Davidson	11-5	.688	East Tennessee State
North — East Tenn. State	11-5	.688	.....	.....
North — Appalachian State	11-5	.688	.....	.....
South — Coll. of Charleston	13-3	.812	.....	.....
2003-04	North — East Tenn. State	15-1	.938	East Tennessee State
South — Georgia Southern	11-5	.688	.....	.....
South — Davidson	11-5	.688	.....	.....
South — Coll. of Charleston	11-5	.688	.....	.....
2004-05	North — Davidson	16-0	1.000	Chattanooga
South — Coll. of Charleston	10-6	.625	.....	.....
South — Georgia Southern	10-6	.625	.....	.....
2005-06	North — Elon	10-4	.714	Davidson
South — Georgia Southern	11-3	.744	.....	.....
2006-07	North — Appalachian State	15-3	.833	Davidson
South — Davidson	17-1	.944	.....	.....
2007-08	North — Appalachian State	13-7	.650	Davidson
North — Chattanooga	13-7	.650	.....	.....
South — Davidson	20-0	1.000	.....	.....



Head coach "Lefty" Driesell led Davidson to five regular season and three tournament championships in his nine seasons as the Wildcats' coach from 1961-69.

INTRODUCTION

SOUTHERN CONFERENCE

TEAM PROFILES

2007-08 REVIEW

RECORDS

HISTORY

POSTSEASON

# SoCon TOURNAMENT RESULTS

1921

## Southern Intercollegiate Basketball Tournament Atlanta, Ga.

### First Round, Feb. 25-26, 1921

Mercer 50, South Carolina 22  
Kentucky 50, Tulane 28  
Mississippi A&M 41, Furman 7  
Millsaps 46, Tennessee 29  
Georgia 47, Newberry 23  
Alabama Polytechnic Institute 45, Clemson 25  
Georgia Tech 53, Birmingham Southern 11

### Quarterfinals, Feb. 28, 1921

Kentucky 49, Mercer 25  
Mississippi A&M 28, Millsaps 11  
Georgia 32, Alabama Polytechnic Institute 24  
Georgia Tech 31, Alabama 22

### Semifinals, March 1, 1921

Kentucky 20, Mississippi A&M 13  
Georgia 26, Georgia Tech 21

### Championship, March 2, 1921

Kentucky 20, Georgia 19

1922

## Southern Intercollegiate Basketball Tournament Atlanta, Ga.

### First Round, Feb. 24, 1922

Vanderbilt 37, The Citadel 22  
Newberry 32, Auburn 21  
Tulane 31, Clemson 20  
North Carolina 35, Howard 22  
Kentucky 42, Georgetown (Ky.) 21  
Chattanooga 57, Furman 30  
Georgia 43, Oglethorpe 12  
Mercer 32, Centre 27

### Second Round, Feb. 25, 1922

North Carolina 32, Newberry 27  
Georgia Tech 34, Mississippi State 30  
South Carolina 34, Wofford 18  
Tennessee 19, Mississippi College 18  
Chattanooga 25, Tulane 21  
Mercer 35, Kentucky 22  
Georgia 27, Vanderbilt 26

### Quarterfinals, Feb. 27, 1922

Alabama 29, Tennessee 25  
Georgia Tech 34, South Carolina 23  
Mercer 25, Chattanooga 18  
North Carolina 33, Georgia 25

### Semifinals, March 1, 1922

North Carolina 20, Alabama 11  
Mercer 29, Georgia Tech 14

### Consolation, March 2, 1922

Georgia Tech 33, Alabama 25

### Championship, March 2, 1922

North Carolina 40, Mercer 25  
NORTH CAROLINA – C. Carmichael 16, McDonald 10, P. Carmichael 6, Perry 6, Purser 2.  
MERCER – Harmon 18, Pope 6, Gamble 2.  
Halftime – North Carolina 21, Mercer 10.

1923

## Southern Intercollegiate Basketball Tournament Atlanta, Ga.

### First Round, Feb. 27, 1923

Furman 40, Millsaps 21  
Centre 27, Clemson 23  
Vanderbilt 36, Louisiana State 10  
North Carolina 28, Mississippi College 21  
Chattanooga 43, Georgetown (Ky.) 27  
Alabama 44, Wofford 25  
Georgia 23, Tennessee 19  
Mercer 45, Auburn 24

### Second Round, Feb. 28, 1923

Mississippi State 47, Furman 21  
Alabama 49, South Carolina 24  
Mississippi 34, North Carolina 32  
Virginia Tech 26, Vanderbilt 23  
Georgia Tech 34, Centre 26  
Mercer 34, Newberry 22

### Quarterfinals, March 1, 1923

Mercer 28, Alabama 23  
Chattanooga 38, Virginia Tech 23  
Mississippi State 33, Mississippi 25  
Georgia Tech 27, Georgia 22

### Semifinals, March 2, 1923

Chattanooga 24, Mercer 19  
Mississippi State 25, Georgia Tech 17

### Consolation, March 3, 1923

Mercer 30, Georgia Tech 21

### Championship, March 3, 1923

Mississippi State 31, Chattanooga 21  
MISSISSIPPI STATE – Norris 12, Perkins 9, Sikes 8, Bryant 2.  
CHATTANOOGA – Barnes 8, Hill 6, Redd 5, Dyer 2.  
Halftime – Mississippi State 14, Chattanooga 7.

1924

Atlanta, Ga.

### Preliminary Round, Feb. 28, 1924

Clemson 17, Florida 15

### First Round, Feb. 29, 1924

Tulane 60, South Carolina 23  
Maryland 34, VMI 19  
Alabama 44, Mississippi 42  
Vanderbilt 42, Clemson 13  
Mississippi State 35, Tennessee 18  
Auburn 35, Georgia Tech 29  
Georgia 36, Washington & Lee 24  
North Carolina 41, Kentucky 20

### Quarterfinals, March 1, 1924

North Carolina 37, Vanderbilt 20  
Mississippi State 38, Tulane 30  
Georgia 29, Maryland 25  
Alabama 40, Auburn 19

### Semifinals, March 3, 1924

Alabama 37, Georgia 20  
North Carolina 33, Mississippi St. 23

### Championship, March 4, 1924

North Carolina 26, Alabama 18  
NORTH CAROLINA – Cobb 15, Carmichael 6, Devin 4, McDonald 1.  
ALABAMA – Carter 6, Stabler 5, McClintock 2, McGauley 2, Probst 2, Hudson 1.  
Halftime – North Carolina 13, Alabama 10.

1925

Atlanta, Ga.

### Preliminary Round, Feb. 28, 1925

Virginia 31, South Carolina 25  
North Carolina 42, Virginia Tech 13

### First Round, March 2, 1925

Mississippi 27, VMI 20  
Virginia 29, Auburn 27  
Kentucky 31, Mississippi State 25  
North Carolina State 30, Maryland 18  
Tulane 37, Washington & Lee 20  
Georgia Tech 31, University of the South 14  
North Carolina 35, Louisiana State 21

### Quarterfinals, March 3, 1925


Mississippi 32, Virginia 24  
North Carolina 34, Georgia Tech 26  
Tulane 41, North Carolina State 24  
Georgia 32, Kentucky 31

### Semifinals, March 4, 1925

North Carolina 40, Georgia 19  
Tulane 44, Mississippi 23

### Championship, March 5, 1925

North Carolina 36, Tulane 28  
NORTH CAROLINA – McDonald 13, Cobb 10, Purser 9, Dodderer 4.  
TULANE – E. Hennican 10, Morgan 6, Lind 6, Davidson 2, J. Hennican 2, Wilson 2.  
Halftime – North Carolina 14, Tulane 12.



*Cartwright Carmichael led North Carolina to tournament championships in 1922 and 1924 while becoming the Tar Heels' first-ever All-American.*

1926

Atlanta, Ga.

### First Round, Feb. 26, 1926

North Carolina State 32, Auburn 26  
Kentucky 32, VMI 25  
Mississippi State 22, Maryland 19  
Virginia 29, Tulane 25  
North Carolina 52, Clemson 21  
Mississippi 50, University of the South 16  
Georgia 48, Tennessee 25  
Georgia Tech 30, Alabama 27

### Quarterfinals, Feb. 27, 1926

Mississippi State 32, North Carolina State 29  
North Carolina 25, Virginia 23  
Mississippi 36, Georgia Tech 24  
Kentucky 39, Georgia 34

### Semifinals, March 1, 1926

Mississippi State 31, Kentucky 26  
North Carolina 38, Mississippi 23

### Championship, March 2, 1926

North Carolina 37, Mississippi State 23  
NORTH CAROLINA – Cobb 19, Newcombe 10, Hackney 5, Dodderer 2, Devin 1.  
MISSISSIPPI STATE – Ricks 8, Stone 6, Jones 4, Bryant 3, Berry 1, Hartness 1.  
Halftime – North Carolina 15, Mississippi State 15.

1927

Atlanta Ga.

### First Round, Feb. 25, 1927

Vanderbilt 44, Washington & Lee 32  
South Carolina 32, North Carolina State 26  
North Carolina 32, Tennessee 17  
Auburn 38, Virginia Tech 33  
Georgia 36, VMI 14  
Georgia Tech 40, Mississippi State 24

### Quarterfinals, Feb. 26, 1927

Vanderbilt 32, Mississippi 20  
North Carolina 28, Auburn 15  
Georgia 27, Maryland 22  
South Carolina 32, Georgia Tech 18

### Semifinals, Feb. 27, 1927

Vanderbilt 31, South Carolina 25  
Georgia 23, North Carolina 20

INTRODUCTION

SOUTHERN CONFERENCE

TEAM PROFILES

2007-08 REVIEW

RECORDS

HISTORY

POSTSEASON



# SoCon TOURNAMENT RESULTS

INTRODUCTION

SOUTHERN CONFERENCE

TEAM PROFILES

2007-08 REVIEW

RECORDS

HISTORY

POSTSEASON

## Championship, March 1, 1927

Vanderbilt 46, Georgia 44  
VANDERBILT – Stuart 19, Baker 14, McCall 5, Bridges 4, Moss 4.  
GEORGIA – Keen 18, Florence 16, Drew 4, Forbes 4, Turner 2.  
Halftime – Georgia 20, Vanderbilt 18.

1928

Atlanta, Ga.

## First Round, Feb. 24-25, 1928

Mississippi 40, North Carolina 35  
Kentucky 56, South Carolina 40  
Virginia 42, Alabama 28  
Mississippi State 44, Washington & Lee 24  
Auburn 27, Clemson 26  
Louisiana State 44, North Carolina 38  
Georgia 47, VMI 36  
Georgia Tech 50, Florida 24

## Quarterfinals, Feb. 26, 1928

Mississippi 55, Louisiana State 28  
Mississippi State 44, Virginia 28  
Auburn 30, Georgia Tech 29  
Kentucky 33, Georgia 18

## Semifinals, Feb. 27, 1928

Auburn 42, Mississippi State 34  
Mississippi 41, Kentucky 29

## Championship, Feb. 28, 1928

Mississippi 31, Auburn 30  
MISSISSIPPI – Lee 8, C. Phillips 8, Selby 6, A. Phillips 5, Laird 4.  
AUBURN – Akin 15, DuBose 7, Ellis 5, F. James 2, E. James 1.  
Halftime – Auburn 15, Mississippi 8.

1929

Atlanta, Ga.

## First Round, March 1-2, 1929

Mississippi 37, Maryland 35  
Kentucky 29, Tulane 15  
Washington & Lee 32, Louisiana State 22  
North Carolina State 48, Tennessee 32  
Duke 38, Alabama 32  
Georgia 42, Auburn 24  
North Carolina 43, Mississippi State 18  
Clemson 30, Georgia Tech 26

## Quarterfinals, March 3, 1929

North Carolina State 31, Clemson 28  
Mississippi 50, Washington & Lee 28  
Georgia 26, Kentucky 24  
Duke 34, North Carolina 17

## Semifinals, March 4, 1929

North Carolina State 34, Mississippi 32  
Duke 43, Georgia 37

## Championship, March 5, 1929

North Carolina State 44, Duke 35  
NORTH CAROLINA STATE – Goodwin 14, Haar 11, Johnson 9, Young 8, Warren 2.  
DUKE – Croson 12, Councilor 6, Candler 5, Farley 4, Rogers 4, Werber 4.  
Halftime – North Carolina State 25, Duke 18.

1930

Atlanta, Ga.

## First Round, Feb. 28, 1930

University of the South 25, North Carolina State 19  
Washington & Lee 33, Mississippi 29  
Alabama 31, Clemson 22  
Tennessee 28, VMI 20  
Duke 43, Louisiana State 34  
Kentucky 26, Maryland 21  
Georgia 26, North Carolina 17  
Georgia Tech 53, Tulane 31

## Quarterfinals, March 1, 1930

Alabama 29, Georgia 26  
Kentucky 44, University of the South 22  
Tennessee 38, Washington & Lee 29  
Duke 44, Georgia Tech 35

## Semifinals, March 3, 1930

Duke 37, Kentucky 32  
Alabama 32, Tennessee 22

## Championship, March 4, 1930

Alabama 31, Duke 24  
ALABAMA – Smith 9, Laney 7, Wambsganas 7, O'Neill 6, Hood 2.  
DUKE – Werber 10, Croson 6, Rogers 4, Farley 3, Councilor 2.  
Halftime – Alabama 15, Duke 11.

1931

Atlanta, Ga.

## First Round, Feb. 27, 1931

North Carolina 23, Vanderbilt 11  
Auburn 33, Virginia 26  
Duke 31, Clemson 27  
Tennessee 26, Alabama 20  
Maryland 37, Louisiana State 33  
Georgia 32, Washington & Lee 31  
Kentucky 33, North Carolina State 28  
Florida 53, Georgia Tech 48

## Quarterfinals, Feb. 28, 1931

Maryland 19, North Carolina 17  
Florida 33, Tennessee 29  
Kentucky 35, Duke 30  
Georgia 31, Auburn 27

## Semifinals, March 2, 1931

Maryland 26, Georgia 25  
Kentucky 56, Florida 35

## Championship, March 3, 1931

Maryland 29, Kentucky 27  
MARYLAND – Berger 12, Ronkin 7, Norris 5, Mays 3, Chalmers 2.  
KENTUCKY – Bronston 14, McGinnis 7, Yater 5, Worthington 1.  
Halftime – Maryland 18, Kentucky 7.

1932

Atlanta, Ga.

## First Round, Feb. 26, 1932

Virginia 20, Alabama 16  
North Carolina 35, Tennessee 25  
Duke 44, Vanderbilt 32  
Kentucky 50, Tulane 30  
Florida 39, Maryland 24  
Auburn 34, North Carolina State 33  
Georgia 48, Mississippi State 26  
Louisiana State 36, Georgia Tech 33

## Quarterfinals, Feb. 27, 1932

Duke 33, Florida 22  
North Carolina 43, Kentucky 42  
Auburn 30, Louisiana State 22  
Georgia 40, Virginia 19

## Semifinals, Feb. 28, 1932

North Carolina 52, Auburn 31  
Georgia 43, Duke 32

## Championship, Feb. 29, 1932

Georgia 26, North Carolina 24  
GEORGIA – Young 10, Moran 8, Smith 7, Chandler 1.  
NORTH CAROLINA – Hines 11, Alexander 6, Weathers 4, McCachren 2, Edwards 1.  
Halftime – Georgia 18, North Carolina 16

1933

Raleigh, N.C.

## First Round, Feb. 24, 1933

North Carolina 32, Virginia 27  
Washington & Lee 35, North Carolina State 34  
Duke 38, Virginia 24  
South Carolina 65, Maryland 28

## Semifinals, Feb. 25, 1933

South Carolina 34, North Carolina 32  
Duke 41, Washington & Lee 32

## Championship, Feb. 27, 1933

South Carolina 33, Duke 21  
SOUTH CAROLINA – Henderson 13, F. Tompkins 13, B. Tompkins 4, Roland 3.  
DUKE – Holbrook 9, J. Thompson 9, H. Thompson 3.  
Halftime – Duke 15, South Carolina 13.

1934

Raleigh, N.C.

## First Round, March 1, 1934

Washington & Lee 45, Maryland 37  
North Carolina 27, Virginia 18  
Duke 35, VMI 14  
North Carolina State 43, South Carolina 24

## Semifinals, March 2, 1934

Washington & Lee 32, North Carolina State 28  
Duke 21, North Carolina 18

## Championship, March 3, 1934

Washington & Lee 30, Duke 29  
WASHINGTON & LEE – Pette 8, Sawyers 7, Smith 6, Jones 5, Fields 4.  
DUKE – J. Thompson 10, Mack 7, H. Thompson 6, Bell 2, Ferguson 2, Weaver 2.  
Halftime – Duke 23, Washington & Lee 17.

1935

Raleigh, N.C.

## First Round, Feb. 28, 1935

North Carolina State 42, VMI 30  
Duke 39, Virginia 32  
North Carolina 46, South Carolina 25  
Washington & Lee 29, Clemson 25

## Semifinal, March 1, 1935

North Carolina 30, North Carolina State 28  
Washington & Lee 31, Duke 27

## Championship, March 2, 1935

North Carolina 35, Washington & Lee 27  
NORTH CAROLINA – Aitken 11, Harris 7, Nelson 6, Webster 6, Kaveny 2, McCachren 2, Glace 1.  
WASHINGTON & LEE – Pette 8, Smith 8, Fields 5, Ellis 2, Iler 2, Richardson 2.  
Halftime – North Carolina 16, Washington & Lee 11.

1936

Raleigh, N.C.

## First Round, March 5, 1936

North Carolina 39, Virginia 21  
Washington & Lee 36, Virginia Tech 20  
Maryland 47, Duke 35  
North Carolina State 32, Clemson 31

## Semifinals, March 6, 1936

Washington & Lee 38, Maryland 32  
North Carolina 31, North Carolina State 28

## Championship, March 7, 1936

North Carolina 50, Washington & Lee 45  
NORTH CAROLINA – Bershak 15, Kaveny 13, Mullis 6, Ruth 6, McCachren 5, Nelson 5.  
WASHINGTON & LEE – Spessard 21, Pette 9, Heath 7, Carson 4, Iler 4.  
Halftime – Washington & Lee 31, North Carolina 19.

1937

Raleigh, N.C.

## First Round, March 4, 1937

Washington & Lee 42, South Carolina 22  
Wake Forest 33, Richmond 24  
North Carolina State 42, Maryland 35  
North Carolina 34, Duke 30

## Semifinals, March 5, 1937

Washington & Lee 27, North Carolina State 23  
North Carolina 37, Wake Forest 35

## Championship, March 6, 1937

Washington & Lee 44, North Carolina 33  
WASHINGTON & LEE – Spessard 25, Borries 8, Iler 7, Carson 2, Frazier 2.  
NORTH CAROLINA – Mullis 13, Potts 9, Bershak 5, Ruth 4, McCachren 2.  
Halftime – Washington & Lee 23, North Carolina 16.

1938

Raleigh, N.C.

## First Round, March 3, 1938

Clemson 35, Richmond 32  
Washington & Lee 48, North Carolina 33  
Maryland 45, The Citadel 43  
Duke 44, North Carolina State 33

# SoCon TOURNAMENT RESULTS

## Semifinals, March 4, 1938

Clemson 38, Washington & Lee 33  
Duke 35, Maryland 32

## Championship, March 5, 1938

Duke 40, Clemson 30  
DUKE – Swindell 14, Edwards 12, Bergman 8, Hoffman 2, Minor 2, O'Mara 2.  
CLEMSON – McFadden 13, Cheves 7, Kitchens 6, Flatman 3, Bryce 1.  
Halftime – Duke 20, Clemson 11.

## 1939 Raleigh, N.C.

First Round, March 1, 1939  
Richmond 31, VMI 20,  
North Carolina State 40, Duke 39  
Clemson 44, North Carolina 43

## Quarterfinals, March 2, 1939

Davidson 43, Washington & Lee 32  
Maryland 47, Richmond 32  
North Carolina State 40, The Citadel 38  
Clemson 30, Wake Forest 28

## Semifinals, March 3, 1939

Maryland 53, North Carolina State 29  
Clemson 49, Davidson 33

## Championship, March 4, 1939

Clemson 39, Maryland 27  
CLEMSON – Lancaster 14, McFadden 9, Buchanon 8, Bryce 5, Flatman 2, Moorman 1.  
MARYLAND – Johnson 9, DeWitt 7, Mondorff 4, Knepley 3, Bengoechea 2, Rea 2.  
Halftime – Tied 17-17.

## 1940 Raleigh, N.C.

### First Round, Feb. 29, 1940

Wake Forest 40, Richmond 34  
Duke 40, The Citadel 35  
North Carolina 50, Clemson 41  
Maryland 43, Washington & Lee 30

### Semifinals, March 1, 1940

North Carolina 43, Wake Forest 35  
Duke 44, Maryland 32

### Championship, March 2, 1940

North Carolina 43, Duke 23  
NORTH CAROLINA – Severin 1 0-0 2, Dilworth 0 1-2 1, Rose 1 2-2 4, Smith 0 0-0 0, Glamack 7 4-5 8, Pessar 2 0-0 4, Mathes 2 1-1 5, Roberson 0 0-0 0, Howard 2 0-0 4, Gersten 0 1-1 1. Totals: 15 9-11 39.  
DUKE – Parson 1 0-0 2, Price 2 2-3 6, Mock 2 1-1 5, Shokes 0 0-0 0, Holley 2 1-1 5, Allen 1 3-3 5, Valasek 0 0-0 0, Connelly 0 0-2 0, McCahan 0 0-0 0. Totals: 8 7-10 23.  
Halftime – North Carolina 30, Duke 14.

## 1941 Raleigh, N.C.

### First Round, Feb. 27, 1941

Duke 38, North Carolina 37  
South Carolina 41, Richmond 32  
William & Mary 52, Wake Forest 34  
VMI 39, Washington & Lee 32

### Semifinals, Feb. 28, 1941

South Carolina 37, VMI 36  
Duke 57, William & Mary 42

### Championship, March 1, 1941

Duke 53, South Carolina 30  
DUKE – Rothbaum 2 2-2 6, Price 0 0-1 0, Mock 2 0-0 4, Spuhler 4 1-3 9, Holley 8 0-1 16, Valasek 4 0-1 8, McCahan 2 1-2 5, Shokes 2 1-1 5, Connelly 0 0-1 0. Totals: 24 5-12 53.  
SOUTH CAROLINA – Lofdahl 1 0-0 2, Hymson 2 0-1 4, Westmoreland 6 4-7 16, Lytle 2 2-5 6, Roskie 1 0-3 2, Anderson 0 0-0 0, Durham 0 0-3 0. Totals: 12 6-19 30.  
Halftime – Duke 15, South Carolina 14.

## 1942 Raleigh, N.C.

### First Round, March 5, 1942

Duke 59, Washington & Lee 41  
North Carolina State 56, South Carolina 43  
Wake Forest 32, North Carolina 26  
William & Mary 44, George Washington 43

### Semifinals, March 6, 1942

Duke 54, Wake Forest 45  
North Carolina State 53, William & Mary 52

### Championship, March 7, 1942

Duke 45, North Carolina State 34  
DUKE – Spuhler 2 0-3 4, Rothbaum 2 2-5 6, Seward 0 2-3 2, Allen 3 4-5 10, Gantt 1 0-0 2, McCahan 3 0-0 6, G. Loftis 3 1-2 7, Stark 1 0-0 2, C. Loftis 3 0-1 6. Totals: 18 9-19 45.  
NORTH CAROLINA STATE – Mock 3 4-5 10, Ball 1 1-1 3, Stevens 2 0-0 4, Strayhorn 0 1-1 1, McKinney 5 1-1 11, Tabscott 2 1-4 5, Almond 0 0-0 0, Carvalho 0 0-2 0. Totals: 13 8-14 34.  
Halftime – Duke 20, North Carolina State 19.

## 1943 Raleigh, N.C.

First Round, March 4, 1943  
Davidson 33, North Carolina State 30  
George Washington 49, William & Mary 23  
Duke 57, VMI 41  
The Citadel 37, South Carolina 23

### Semifinals, March 5, 1943

George Washington 47, Davidson 40  
Duke 56, The Citadel 37

### Championship, March 6, 1943

George Washington 56, Duke 40  
GEORGE WASHINGTON – Konizewski 4 1-1 9, Jackson 1 0-0 2, Groetzing 3 0-2 6, Myers 0 1-1 1, Gustafson 4 4-6 12, McNary 0 0-0 0, Rausch 7 2-4 16, Wagman 1 0-0 2, Gallagher 3 2-2 8, Reichwein 0 0-0 0. Totals: 23 10-16 56.  
DUKE – Seward 5 0-0 10, Carver 4 1-5 9, Coleman 1 0-0 2, Gantt 2 0-2 4, C. Loftis 6 1-1 13, G. Loftis 1 0-0 2. Totals: 19 2-8 40.  
Halftime – Geo Washington 30, Duke 20.

## 1944 Raleigh, N.C.

### First Round, Feb. 24, 1944

Virginia Tech 38, Davidson 34  
North Carolina State 42, Maryland 23  
North Carolina 62, Richmond 41  
Duke 68, William & Mary 25

### Semifinals, Feb. 25, 1944

North Carolina 39, Virginia Tech 24  
Duke 40, North Carolina State 32

### Championship, Feb. 26, 1944

Duke 44, North Carolina 27  
DUKE – Carver 5 1-2 11, Turner 0 0-0 0, Gilbert 0 0-1 0, Hartley 4 0-0 8, Wright 4 7-7 15, Hyde 0 0-0 0, Harner 2 3-4 7, Metzler 0 0-0 0, Balitzaris 0 0-0 0, Bailey 1 1-1 3. Totals: 16 12-15 44.  
NORTH CAROLINA – Mock 3 1-1 7, Poole 0 0-0 0, Box 5 2-3 12, Donnan 0 0-0 0, Dewell 1 2-4 4, Altemose 0 0-1 0, Fitch 0 1-3 1, Creticos 1 0-0 2, Anderson 0 0-0 0, Hayworth 0 1-1 1. Totals: 10 7-13 27.  
Halftime – Duke 27, North Carolina 17.

## 1945 Raleigh, N.C.

### First Round, Feb. 22, 1945

South Carolina 55, Clemson 24  
North Carolina 55, North Carolina State 28  
William & Mary 54, The Citadel 41  
Duke 76, Maryland 49

### Semifinals, Feb. 23, 1945

North Carolina 39, South Carolina 26  
Duke 59, William & Mary 22

## Championship, Feb. 24, 1945

North Carolina 49, Duke 38  
NORTH CAROLINA – Jordan 7 5-5 19, Allen 0 0-0 0, Dillon 3 2-4 8, Paxton 2 1-3 5, Anderson 0 1-1 1, Thompson 0 0-0 0, Alvarez 6 3-7 15, Markin 0 1-1 1. Totals: 18 13-21 49.  
DUKE – Carver 4 5-5 13, Sapp 1 3-6 5, Brunner 0 0-0 0, Van Sholk 1 1-1 3, Koffenberger 4 3-3 11, Green 0 0-0 0, Buckley 2 0-0 4, Crowder 1 0-0 2, Steele 0 0-0 0, Roelike 0 0-0 0. Totals: 13 12-16 38.  
Halftime – North Carolina 19, Duke 16.

## 1946 Raleigh, N.C.

### First Round, Feb. 28, 1946

Virginia Tech 39, George Washington 33  
Duke 44, North Carolina State 38  
North Carolina 54, Maryland 27  
Wake Forest 42, William & Mary 31

### Semifinals, March 1, 1946

Wake Forest 31, North Carolina 29  
Duke 44, Virginia Tech 38

### Championship, March 2, 1946

Duke 49, Wake Forest 30  
DUKE – Seward 4 1-1 9, Cordell 0 0-0 0, Ausbon 5 1-3 11, Cheek 0 0-0 0, Koffenberger 3 5-6 11, Corrington 0 0-0 0, Gordon 3 0-1 6, Robinson 1 0-0 2, Whiting 4 2-2 10, Gray 0 0-0 0. Totals: 20 9-12 49.  
WAKE FOREST – Veitch 2 0-0 4, Williams 5 1-1 11, Mayberry 0 0-2 0, Walters 2 1-3 5, Hinerman 3 2-5 8, Lougee 1 0-0 2, Ognovich 0 0-0 0. Totals: 13 4-11 30.  
Halftime – Duke 24, Wake Forest 16.

## 1947 Durham, N.C.

### First Round, March 6, 1947

South Carolina 56, Duke 54  
North Carolina State 55, Maryland 43  
George Washington 70, Washington & Lee 55  
North Carolina 55, Richmond 43

### Semifinals, March 7, 1947

North Carolina State 70, George Washington 47  
North Carolina 58, South Carolina 33

### Championship, March 8, 1947

North Carolina State 50, North Carolina 48  
NORTH CAROLINA STATE – Dickey 0 2-4 2, Sloan 0 0-0 0, McComas 2 0-2 4, Cartier 4 2-4 10, Bartels 4 6-7 14, Negley 7 4-4 18, Katkavek 0 2-6 2. Totals: 17 16-27 50.  
NORTH CAROLINA – Paxton 4 2-3 10, Hamilton 1 2-2 4, Hartley 0 0-0 0, Nearman 4 3-6 11, Dillon 0 0-1 0, White 4 2-3 10, Kohler 5 2-3 12, Hayworth 0 0-1 0, Thorne 0 1-1 1. Totals: 18 12-20 48.  
Halftime – North Carolina 31, North Carolina State 27.



North Carolina State's Ed Bartels played on back-to-back SoCon championship teams in 1947 and '48.

INTRODUCTION

SOUTHERN CONFERENCE

TEAM PROFILES

2007-08 REVIEW

RECORDS

HISTORY

POSTSEASON

# SoCon TOURNAMENT RESULTS

INTRODUCTION

SOUTHERN CONFERENCE

TEAM PROFILES

2007-08 REVIEW

RECORDS

HISTORY

POSTSEASON

1948

Durham, N.C.

**First Round, March 2, 1948**

William & Mary 61, Wake Forest 56  
Duke 63, South Carolina 48

**Quarterfinals, March 3, 1948**

North Carolina 61, Virginia Tech 40  
Davidson 58, Maryland 51  
North Carolina State 73, William & Mary 52  
Duke 54, George Washington 51

**Semifinals, March 4, 1948**

North Carolina State 55, North Carolina 50  
Duke 53, Davidson 37

**Championship, March 5, 1948**

North Carolina State 58, Duke 50  
NORTH CAROLINA STATE – McComas 3 2-2 8, Ranzino 1 1-1 3, Cartier 8 4-4 20, Stine 0 1-2 1, Horvath 6 1-1 13, Bubas 0 0-0 0, Bartels 2 1-2 5, Sloan 2 3-4 7, Katkaveck 0 1-1 1. Totals: 22 14-17 58.  
DUKE – Ausbon 2 2-6 6, Duff 0 3-3 3, Youmans 8 0-2 16, York 0 1-2 1, Collins 3 1-3 7, Sapp 0 0-0 0, Martin 3 0-0 6, Gordon 3 3-5 9, Hughes 0 2-3 2. Totals: 19 12-24 50.  
Halftime – Duke 27, North Carolina 24.

1949

Durham, N.C.

**First Round, March 2, 1949**

North Carolina State 64, Wake Forest 42  
North Carolina 79, Maryland 61  
George Washington 62, South Carolina 45  
William & Mary 54, Davidson 50

**Semifinals, March 3, 1949**

North Carolina State 43, North Carolina 40  
George Washington 78, William & Mary 74

**Championship, March 4, 1949**

North Carolina State 55, George Washington 39  
NORTH CAROLINA STATE – Dickey 2 6-6 10, Ranzino 2 1-1 5, McComas 2 2-2 6, Horvath 5 2-2 12, Cartier 2 4-5 8, Bubas 1 3-5 5, Harand 1 0-0 2, Garrison 2 3-4 7. Totals: 17 21-25 55.  
GEORGE WASHINGTON – Moffatt 1 2-4 4, Haithcock 0 5-5 5, Pietras 0 0-0 0, Adler 1 2-2 4, Schreiber 0 1-2 1, Small 0 1-1 1, Cantwell 5 2-3 12, Shapiro 0 0-0 0, Witkin 3 1-2 7, McNuff 2 1-1 5. Totals: 12 15-20 39.  
Halftime – North Carolina State 25, George Washington 24.

1950

Durham, N.C.

**First Round, March 1, 1950**

North Carolina State 67, Virginia Tech 42  
Wake Forest 65, George Washington 61  
Duke 53, South Carolina 41  
William & Mary 50, North Carolina 43

**Semifinals, March 2, 1950**

North Carolina State 59, Wake Forest 53  
Duke 60, William & Mary 50

**Championship, March 3, 1950**

North Carolina State 67, Duke 47  
NORTH CAROLINA STATE – Dickey 3 0-1 6, Ranzino 12 7-8 31, Stine 1 0-0 2, Cartier 1 1-1 3, Horvath 7 4-5 18, Cook 0 0-0 0, Bubas 1 3-5 5, Harand 0 1-2 1, Terrell 0 1-2 1. Totals: 25 17-24 67.  
DUKE – Scarborough 3 1-4 7, Youmans 4 3-7 11 Allen 1 1-1 3, Kulpas 0 2-2 2, York 5 1-1 11, Crowder 3 0-1 6, Engberg 0 0-1 0, Fleming 2 3-3 7. Totals: 18 11-20 47.  
Halftime – North Carolina State 31 Duke 26.

1951

Raleigh, N.C.

**First Round, March 6, 1951**

North Carolina St 83, South Carolina 53  
Maryland 50, Clemson 48  
Duke 64, Virginia Tech 61  
William & Mary 88, West Virginia 67

**Semifinals, March 7, 1951**

North Carolina State 54, Maryland 45  
Duke 71, William & Mary 69

**Championship, March 8, 1951**

North Carolina State 67, Duke 63  
NORTH CAROLINA STATE – Ranzino 5 4-7 14, Speight 5 4-5 14, Brandenburg 1 1-1 3, Horvath 10 5-10 25, Bubas 2 0-1 4, Terrill 2 2-2 6, Yurin 0 1-1 1, Kukoy 0 0-1 0. Totals: 25 17-28 67.  
DUKE – Fleming 2 5-8 9, Crowder 1 1-1 3, Johnson 2 2-2 6, Latimer 1 0-1 2, Deimling 0 2-2 2, Allen 0 0-0 0, Kulpan 0 2-2 2, Groat 11 9-13 31, York 4 0-2 8. Totals: 21 21-31 63.  
Halftime: North Carolina State 29, Duke 27.

1952

Raleigh, N.C.

**First Round, March 6, 1952**

Duke 51, Maryland 48  
West Virginia 77, William & Mary 64  
North Carolina State 73, Furman 68  
George Washington 78, Clemson 65

**Semifinals, March 7, 1952**

Duke 90, West Virginia 88  
North Carolina State 76, George Washington 64

**Championship, March 8, 1952**

North Carolina State 77, Duke 68  
NORTH CAROLINA STATE – Kukoy 4 2-3 10, Thompson 6 4-5 16, Tyler 1 5-7 7, Brandenburg 0 0-0 0, Speight 5 6-11 16, Cook 1 1-1 3, Knapp 2 0-0 4, Yurin 1 2-2 4, Terrill 5 1-4 11, Gotkin 3 0-1 6. Totals: 28 21-34 77.  
DUKE – Janicki 6 6-6 18, Fleming 0 1-5 1, Latimer 0 1-2 1, Lacy 3 2-3 8, Crowder 1 0-0 2, Deimling 1 3-4 5, Glason 0 0-0 0, Groat 7 13-15 27, D'Emilio 2 0-1 4, Thonson 1 0-0 2. Totals: 21 26-36 68.  
Halftime: Duke 38, North Carolina State 35.

1953

Raleigh, N.C.

**First Round, March 5, 1953**

North Carolina State 86, North Carolina 54  
West Virginia 91, Furman 87  
Wake Forest 88, Richmond 70  
Maryland 74, Duke 65

**Semifinals, March 6, 1953**

North Carolina State 85, West Virginia 80  
Wake Forest 61, Maryland 59

**Championship, March 7, 1953**

Wake Forest 71, North Carolina State 70  
WAKE FOREST – Williams 4 9-14 17, George 2 2-3 6, Lipstas 2 4-10 8, Davis 0 2-4 2, Hemric 5 6-8 16, DePorter 5 4-4 14, Lyles 2 4-5 8, Devos 0 0-2 0. Totals: 20 31-50 71.  
NORTH CAROLINA STATE – Kukoy 1 0-0 2, Speight 3 6-6 12, Tyler 2 6-7 10, Knapp 1 2-2 4, Thompson 9 8-10 26, Goss 0 3-4 3, Applebaum 1 1-1 3, Gotkin 0 0-0 0, Scheffel 2 1-3 5, Morris 1 0-1 2, Yurin 0 3-3 3. Totals: 20 30-37 70.  
Halftime – Wake Forest 36, North Carolina State 34.

1954

Morgantown, W.Va.

**First Round, March 4, 1954**

West Virginia 84, William & Mary 69  
George Washington 76, Washington & Lee 64  
Furman 84, Davidson 68  
Richmond 84, VMI 66

**Semifinals, March 5, 1954**

Richmond 85, Furman 81 (OT)  
George Washington 83, West Virginia 74

**Championship, March 6, 1954**

George Washington 83, Richmond 70  
RICHMOND – Daniel 0-1-2 1, Moran 6 3-5 15, Lysaght 3 2-4 8, Conner 4 2-4 10, Witt 1 2-2 4, Mills 3 7-7 13, Harrison 7 5-10 19, Poor 0 0-0 0. Totals: 24 22-34 70.  
GEORGE WASHINGTON – John Holup 2 4-8 8, Karver 4 2-2 10, Morrison 1 0-0 2, Joe Holup 2 6-7 10, Devlin 16 9-12 41, Klein 0 3-3 3, Ortiz 0 0-0 0, Catino 3 3-6 9. Totals: 28 27-38 83.  
Halftime – George Washington 42, Richmond 30.

1955

Richmond, Va.

**First Round, March 3, 1955**

Washington & Lee 97, Furman 63  
West Virginia 73, VMI 66  
Richmond 90, William & Mary 75  
George Washington 74, Davidson 36

**Semifinals, March 4, 1955**

George Washington 67, Richmond 65  
West Virginia 89, Washington & Lee 74

**Championship, March 5, 1955**

West Virginia 58, George Washington 48  
GEORGE WASHINGTON – Devlin 11 2-2 24, Sweeney 0 0-0 0, Petcavich 0 8-9 8, Manning 0 1-2 1, Holup 4 0-2 8, Walowac 0 0-0 0, Goodwin 0 0-0 0, Ciriello 0 0-0 0, Vail 0 0-0 0, Klein 2 0-1 4, Catino 1 1-2 3. Totals: 18 12-18 48.  
WEST VIRGINIA – Hundley 10 10-16 30, Bergines 1 1-6 3, Witting 0 2-3 2, White 1 5-7 7, Spadafore 1 0-0 2, Kishbaugh 4 6-6 14. Totals: 17 24-38 58.  
Halftime – West Virginia 28, George Washington 23.

1956

Richmond, Va.

**First Round, March 1, 1956**

Washington & Lee 63, George Washington 60  
West Virginia 59, Davidson 53  
Richmond 79, William & Mary 62  
Furman 84, Virginia Tech 70

**Semifinals, March 2, 1956**

Richmond 65, Washington & Lee 56  
West Virginia 77, Furman 74

**Championship, March 3, 1956**

West Virginia 58, Richmond 56  
RICHMOND – Lysaght 10 6-6 26, Peschel 4 3-6 11, Daniel 0 0-0 0, Adkins 2 2-2 6, Harrison 0 7-8 7, Mitchell 1 4-5 6, Morris 0 0-0 0. Totals: 17 22-27 56.  
WEST VIRGINIA – Bergines 1 2-2 4, Mullins 2 1-2 5, Hundley 10 6-6 26, Witting 1 0-0 2, Sharrar 3 1-5 7, Kishbaugh 1 0-1 2, Vincent 5 2-2 12, Gardner 0 0-1 0. Totals: 23 12-19 58.  
Halftime: West Virginia 35, Richmond 30.

1957

Richmond, Va.

**First Round, March 7, 1957**

West Virginia 71, Davidson 51  
Washington & Lee 85, The Citadel 62  
Richmond 90, Furman 71  
Virginia Tech 64, William & Mary 56

**Semifinals, March 8, 1957**

West Virginia 83, Richmond 62  
Washington & Lee 68, Virginia Tech 54

**Championship, March 9, 1957**

West Virginia 67, Washington & Lee 52  
WASHINGTON & LEE – Strick 1 2-2 4, Lassman 0 0-0 0, Hoss 4 0-1 8, Marshall 8 3-5 19, Flora 7 4-4 18, Smith 1 1-2 3, McPherson 0 0-0 0, Surface 0 0-0 0. Totals: 21 10-14 52.  
WEST VIRGINIA – Hundley 9 6-6 24, Smith 6 2-4 14, Sharrar 5 6-9 16, Kishbaugh 2 1-2 5, Vincent 2 4-6 8, Gardner 0 0-0 0. Totals: 24 19-27 67.  
Halftime – Washington & Lee 30, West Virginia 28.

1958

Richmond, Va.

**First Round, March 6, 1958**

Richmond 63, The Citadel 59  
George Washington 73, Furman 59  
West Virginia 91, Davidson 61  
William & Mary 79, Virginia Tech 61

**Semifinals, March 7, 1958**

West Virginia 81, Richmond 70  
William & Mary 57, George Washington 56

**Championship, March 8, 1958**

West Virginia 74, William & Mary 58  
WEST VIRGINIA – Smith 4 6-7 14, West 4 1-4 9, Sharrar 3 6-8 12, Gardner 5 6-9 16, Retton 1 0-0 2, Akers 5 2-3 12, Bolyard 2 2-2 6, Goode 0 1-4 1, Clousson 1 0-0 2, Eddy 0 0-1 0, Schertzing 0 0-0 0. Totals: 25 24-38 74.  
WILLIAM & MARY – Lange 5 9-12 19, Vaughan 0 2-2 2, Cohen 2 2-4 6, Engelken 4 4-5 12, Farrington 2 1-4 5, Cornell 1 2-2 4, Sanders 2 4-7 8, Goldstein 1 0-0 2, McCray 0 0-0 0, Darrow 0 0-0 0. Totals: 17 24-36 58.  
Halftime – West Virginia 32, William & Mary 22.



# SoCon TOURNAMENT RESULTS

1959

Richmond, Va.

**First Round, Feb. 26, 1959**

William & Mary 87, Richmond 69  
The Citadel 93, Furman 88  
West Virginia 100, Davidson 65  
George Washington 85, Virginia Tech 67

**Semifinals, Feb. 27, 1959**

West Virginia 85, William & Mary 82  
The Citadel 53, George Washington 25

**Championship, Feb. 28, 1959**

West Virginia 85, The Citadel 66  
WEST VIRGINIA – West 10 7-8 27, Akers 1 2-4 4, Clousson 0 1-1 1, Smith 3 0-2 6, Bolyard 4 3-6 11, Retton 3 0-0 6, Patrone 9 2-3 20, Ritchie 4 2-3 10. Totals: 34 17-27 85.  
THE CITADEL – Graves 6 1-1 13, Musselman 3 1-3 7, Blackledge 1 3-3 5, Wherry 2 2-2 6, Jones 7 3-3 17, Buchanan 1 0-0 2, Elliott 3 0-2 6, Wehrmeister 2 2-4 6, Weeks 2 0-1 4, Records 0 0-0 0. Totals: 27 12-19 66.  
Halftime: West Virginia 39, The Citadel 33.

1960

Richmond, Va.

**First Round, Feb. 25, 1960**

Virginia Tech 78, Richmond 58  
West Virginia 90, VMI 83  
George Washington 74, The Citadel 60  
William & Mary 82, Furman 74

**Semifinals, Feb. 26, 1960**

Virginia Tech 88, George Washington 52  
West Virginia 117, William & Mary 83

**Championship, Feb. 27, 1960**

West Virginia 82, Virginia Tech 72  
VIRGINIA TECH – Ayersman 2 1-4 5, Rice 2 2-3 6, Smith 5 4-7 14, Mills 3 4-6 10, Keller 10 5-6 25, Blake 5 0-0 10, Shepherd 0 0-0 0, Fleischman 0 2 2 2. Totals: 27 18-28 72.  
WEST VIRGINIA – West 4 6-8 14, Ritchie 4 2-4 10, Akers 3 3-3 9, Patrone 6 5-6 17, Warren 8 2-2 18, Posch 1 3-3 5, Miller 4 1-1 9, Ward 0 0-0 0. Totals: 30 22-27 82.  
Halftime: Virginia Tech 38, West Virginia 36.

1961

Richmond, Va.

**First Round, March 2, 1961**

The Citadel 70, Richmond 66  
West Virginia 89, VMI 71  
William & Mary 86, Furman 84 (3 OT)  
George Washington 84, Virginia Tech 83

**Semifinals, March 3, 1961**

George Washington 94, The Citadel 87  
William & Mary 88, West Virginia 76

**Championship, March 4, 1961**

George Washington 93, William & Mary 82  
GEORGE WASHINGTON – Ardell 2 4-4 8, Markowitz 8 4-6 20, Ingram 5 1-4 11, Feldman 16 13-20 45, Norton 4 1-1 9, Usiskin 0 0-0 0, Schweickhardt 0 0-0 0. Totals: 35 23-35 93.  
WILLIAM & MARY – Vaughan 5 1-2 11, Gooding 2 4-4 8, Cohen 12 14-21 38, Bergey 4 1-1 9, Roberts 3 6-8 12, Dickerson 1 0-0 2, Cowley 0 0-0 0, Harris 1 0-0 2, Woollum 0 0-0 0, Corns 0 0-0 0, Hume 0 0-0 0. Totals: 28 26-36 82.  
Halftime – George Washington 44, William & Mary 41.

1962

Richmond, Va.

**First Round, March 1, 1962**

George Washington 85, Davidson 81  
VMI 76, Furman 61  
West Virginia 97, Richmond 75  
Virginia Tech 101, The Citadel 83

**Semifinals, March 2, 1962**

West Virginia 86, George Washington 73  
Virginia Tech 70, VMI 66

**Championship, March 3, 1962**

West Virginia 88, Virginia Tech 72  
VIRGINIA TECH – Keller 3 1-4 7, Pardue 6 4-7 16, Benfield 2 3-5 7, Alvis 7 3-5 17, Quesinberry 4 0-0 8, Melear 3 6-7 12, Jacobs 0 2-3 2, Fleischman 1 0-0 2, Cahill 0 0-0 0, Adams 0 1-2 1, Vicars 0 0-0 0. Totals: 26 20-33 72.  
WEST VIRGINIA – Thorn 7 1-2 15, Ward 6 5-6 17, Lowry 6 4-6 16, Catlett 6 0-1 12, Weir 5 7-9 17, Wolfe 1 0-0 2, Schuck 3 2-5 8, Bode 0 0-0 0, McWilliams 0 1-2 1. Totals: 34 20-31 88.  
Halftime – West Virginia 38, Virginia Tech 18.

1963

Richmond, Va.

**First Round, Feb. 28, 1963**

Furman 57, George Washington 54  
Davidson 108, VMI 71  
West Virginia 75, Richmond 44  
Virginia Tech 74, William & Mary 72

**Semifinals, March 1, 1963**

Davidson 75, Virginia Tech 67  
West Virginia 81, Furman 63

**Championship, March 2, 1963**

West Virginia 79, Davidson 74  
DAVIDSON – Jarman 8 7-8 23, Holland 6 2-3 14, Hetzel 7 7-7 21, Teague 1 6-6 8, Davidson 1 0-0 2, Evans 1 0-1 2, Beerman 2 0-1 4, Marcon 0 0-0 0. Totals: 26 22-26 74.  
WEST VIRGINIA – Catlett 1 2-2 4, Wolfe 1 1-2 3, Lowry 7 6-8 20, Thorn 8 6-7 22, McCormick 6 7-8 19, Lentz 0 4-4 4, Maphis 0 2-2 2, Shuck 0 0-0 0, Weir 1 1-1 3, Ray 0 2-2 2. Totals: 24 31-36 79.  
Halftime – West Virginia 46, Davidson 46.

1964

Charlotte, N.C.

**First Round, Feb. 27, 1964**

West Virginia 85, William & Mary 73  
Davidson 91, The Citadel 62  
VMI 77, Furman 73  
George Washington 64, Virginia Tech 62

**Semifinals, Feb. 28, 1964**

VMI 82, Davidson 81  
George Washington 88, West Virginia 80

**Championship, Feb. 29, 1964**

VMI 61, George Washington 56  
VMI – Gausepohl 1 2-4 4, Schmaus 9 1-2 19, Watson 5 3-3 13, Blair 3 3-5 9, Kruszewski 5 4-7 14, Guy 0 2-2 2, Prosser 0 0-0 0. Totals: 23 15-23 61.  
GEORGE WASHINGTON – Legins 0 3-3 3, Aruscavage 2 2-4 6, Adamitis 9 2-3 20, Duques 4 1-1 9, Clard 6 0-0 12, Farrell 2 0-0 4, Mallis 0 2-2 2, Russart 0 0-0 0. Totals: 23 10-13 56.  
Halftime – George Washington 32, VMI 29.

1965

Charlotte, N.C.

**First Round, Feb. 25, 1965**

West Virginia 94, George Washington 83  
Davidson 86, VMI 73  
Virginia Tech 103, Richmond 63  
William & Mary 68, The Citadel 60

**Semifinals, Feb. 26, 1965**

West Virginia 74, Davidson 72 (OT)  
William & Mary 70, Virginia Tech 59

**Championship, Feb. 27, 1965**

West Virginia 70, William & Mary 67 (2 OT)  
WILLIAM & MARY – Walter 1 0-1 2, Morris 10 4-5 24, Pomeroy 4 1-1 9, Paffrath 3 0-1 6, Wenk 8 7-9 23, Eskay 1 1-2 3, Mitchell 0 0-0 0. Totals: 27 13-19 67.  
WEST VIRGINIA – Lentz 8 0-1 16, Maphis 3 3-3 9, Camp 5 8-8 18, Quertinmont 2 6-9 10, Leshner 5 3-3 13, Palmer 1 0-0 2, Shaffer 1 0-0 2. Totals: 25 20-24 70.  
Halftime – William & Mary 32, West Virginia 28  
Regulation – West Virginia 54, William & Mary 54.  
First Overtime – West Virginia 63, William & Mary 63.

1966

Charlotte, N.C.

**First Round, Feb. 24, 1966**

Richmond 76, East Carolina 74  
Davidson 79, The Citadel 61  
West Virginia 95, VMI 80  
William & Mary 78, Furman 73

**Semifinals, Feb. 25, 1966**

Davidson 85, Richmond 65  
West Virginia 64, William & Mary 50

**Championship, Feb. 26, 1966**

Davidson 80, West Virginia 69  
WEST VIRGINIA – Leshner 1 1-2 3, Reaser 2 0-0 4, Head 5 2-5 12, Williams 6 6-6 18, Cavacini 5 2-2 12, Ryczaj 4 4-5 12, Shaffer 3 0-0 6, Holmes 1 0-0 2. Totals: 27 15-20 69.  
DAVIDSON – Snyder 10 7-8 27, Youngdale 4 2-3 10, Knowles 10 5-5 25, Lane 3 5-5 11, Squier 1 3-5 5, Leight 0 2-2 2, Hatcher 0 0-0 0, Clifton 0 0-0 0, Stone 0 0-1 0, Hyder 0 0-0 0. Totals: 28 24-29 80.  
Halftime: Davidson 39, West Virginia 28.

1967

Charlotte, N.C.

**First Round, March 2, 1967**

Richmond 100, The Citadel 98 (OT)  
Davidson 64, Furman 55  
West Virginia 82, East Carolina 53  
William & Mary 76, George Washington 66

**Semifinals, March 3, 1967**

West Virginia 82, Richmond 70  
Davidson 78, William & Mary 65

**Championship, March 4, 1967**

West Virginia 81, Davidson 65  
WEST VIRGINIA – Head 9 6-6 24, Reaser 7 8-8 22, Benfield 3 1-6 7, Holmes 1 2-2 4, Williams 8 1-4 17, Ludwig 2 1-2 5, Grimm 0 0-0 0, Hale 0 0-0 0, Penrod 0 0-0 0, Seafert 0 0-0 0, Lewis 1 0-0 2, Harvard 0 0-0 0. Totals: 31 19-28 81.  
DAVIDSON – O'Neill 0 2-2 2, Youngdale 0 1-3 1, Knowles 6 1-2 13, Huckel 9 10-14 28, Moser 2 2-2 6, Dickens 0 0-0 0, Spann 3 5-6 11, Pickens 2 0-0 4. Totals: 22 21-29 65.  
Halftime: West Virginia 32, Davidson 20.

1968

Charlotte, N.C.

**First Round, Feb. 29, 1968**

Davidson 107, William & Mary 68  
West Virginia 76, East Carolina 71  
Furman 62, VMI 52  
Richmond 100, The Citadel 88 (OT)

**Semifinals, March 1, 1968**

West Virginia 102, Richmond 81  
Davidson 79, Furman 63

**Championship, March 2, 1968**

Davidson 87, West Virginia 70  
DAVIDSON – Cook 6 2-2 14, Kroll 3 6-7 12, Maloy 6 11-13 23, Huckel 5 1-3 11, Moser 5 1-2 11, O'Neill 1 3-4 5, Knowles 5 1-1 11, Pickens 0 0-0 0, Youngdale 0 0-0 0, DeMoisey 0 0-0 0, Crosswhite 0 0-0 0, Postma 0 0-2 0. Totals: 31 25-34 87.  
WEST VIRGINIA – Reaser 4 3-3 11, Hummell 7 3-4 17, Bailey 6 1-3 13, Holmes 1 0-0 2, Williams 5 2-2 12, Ludwig 5 1-1 11, Penrod 0 0-1 0, Lewis 0 0-1 0, Hale 1 0-1 2, Porter 0 0-0 0, Grimm 0 0-0 0, Harvard 0 2-2 2. Totals: 29 12-18 70.  
Halftime: Davidson 47, West Virginia 24.

1969

Charlotte, N.C.

**First Round, Feb. 27, 1969**

George Washington 90, The Citadel 73  
Richmond 66, Furman 64  
Davidson 99, VMI 75  
East Carolina 48, William & Mary 35

**Semifinals, Feb. 28, 1969**

East Carolina 84, George Washington 79  
Davidson 97, Richmond 83

**Championship, March 1, 1969**

Davidson 102, East Carolina 76  
DAVIDSON – Kroll 6 7-8 19, Cook 5 8-8 18, Maloy 8 9-12 25, Huckel 6 4-5 16, Moser 2 0-0 4, Crosswhite 1 4-5 6, O'Neill 3 0-1 6, Kirley 3 0-0 6, D. Postma 0 0-1 0, Orsbon 0 0-0 0, Stelzer 0 0-0 0, J. Postma 1 0-0 2. Totals: 35 32-40 102.  
EAST CAROLINA – Kier 2 3-3 7, Gregory 5 0-0 10, Modlin 7 5-6 19, Thompson 3 4-5 10, Miller 6 3-3 15, Williams 0 0-0 0, Lindfelt 0 0-0 0, Collins 0 0-0 0, McKillop 1 1-2 3, Dunn 6 0-1 12, Haubenreiser 0 0-0 0, Kiernan 0 0-0 0. Totals: 30 16-20 76.  
Halftime – Davidson 41, East Carolina 29.

INTRODUCTION  
SOUTHERN CONFERENCE  
TEAM PROFILES  
2007-08 REVIEW  
RECORDS  
HISTORY  
POSTSEASON



# SoCon TOURNAMENT RESULTS

INTRODUCTION

SOUTHERN CONFERENCE

TEAM PROFILES

2007-08 REVIEW

RECORDS

HISTORY

POSTSEASON

## 1970 Charlotte, N.C.

**First Round, Feb. 27, 1970**  
Davidson 72, VMI 46  
Richmond 75, East Carolina 73  
William & Mary 82, Furman 67  
George Washington 66, The Citadel 64

**Semifinals, Feb. 28, 1970**  
Davidson 78, William & Mary 54  
Richmond 77, George Washington 69

**Championship, March 1, 1970**  
Davidson 81, Richmond 61  
DAVIDSON – Adrian 7 4-4 18, Kroll 8 6-6 22, Maloy 5 3-4 13, Cook 5 6-6 16, Kirley 1 0-0 2, Stelzer 0 0-0 0, Minkin 1 0-3 2, DeMoisey 0 0-0 0, J. Postma 1 1-3 3, Strong 0 0-1 0, Pierce 0 0-0 0, D. Postma 2 1-2 5. Totals :30 21-29-81.

RICHMOND – Forster 2 0-0 4, Frazier 4 3-3 11, Hewitt 9 2-4 20, Welch 0 0-0 0, Bushkar 4 2-2 10, Owen 3 3-3 9, Greenway 1 3-4 5, Eisner 0 0-0 0, Wiseman 0 2-2 2, Earle 0 0-0 0. Totals: 28 15-18 61.  
Halftime – Davidson 38, Richmond 25.

## 1971 Charlotte, N.C.

**First Round, March 4, 1971**  
Richmond 69, East Carolina 67  
Furman 95, The Citadel 82  
William & Mary 69, VMI 65

**Semifinals, March 5, 1971**  
Furman 83, Davidson 79  
Richmond 66, William & Mary 64

**Championship, March 6, 1971**  
Furman 68, Richmond 61  
FURMAN – Jackson 9 5-7 23, Selvy 0 0-0 0, Cockrum 1 1-3 3, Dougherty 0 0-0 0, Ehlmann 0 0-0 0, Campbell 0 0-0 0, Martin 7 5-8 19, Hunt 0 0-0 0, Thomas 3 1-2 7, Newman 0 0-0 0, Collier 4 4-5 12, Livesay 0 0-0 0, Whitener 1 2-4 4. Totals: 25 11-19 68.  
RICHMOND – Eisner 0 1-2 1, Anastasio 8 1-2 17, Hatcher 0 1-1 1, Welch 0 0-0 0, Amann 7 2-4 16, Ryfinski 7 3-5 17, Dausen 0 0-0 0, Hewitt 3 3-5 9. Totals: 25 11-19 61.  
Halftime – Furman 33, Richmond 27

## 1972 Greenville, S.C.

**First Round, March 2, 1972**  
Furman 126, VMI 80  
Davidson 87, Appalachian State 77  
William & Mary 98, Richmond 82  
East Carolina 80, The Citadel 71

**Semifinals, March 3, 1972**  
Furman 93, William & Mary 74  
East Carolina 81, Davidson 77

**Championship, March 4, 1972**  
East Carolina 77, Furman 75 (OT)  
EAST CAROLINA – Faber 4 4-6 12, Franklin 3 1-2 7, Fairley 6 1-4 13, Quash 6 6-7 18, Owens 2 4-5 8, Peszko 0 0-0 0, Crouse 0 0-0 0, Pope 5 2-3 12, White 3 1-1 7. Totals: 29 19-28 77.  
FURMAN – Jackson 0 2-2 2, Clark 0 0-0 0, Bierly 3 3-4 9, Hunt 6 11-12 23, Simpson 15 6-9 36, Kelley 0 4-4 4, Dougherty 0 0-0 0, Brenizer 0 0-0 0, Collier 0 1-1 1. Totals: 24 27-32 75.  
Halftime – East Carolina 36, Furman 33.  
Regulation – East Carolina 66, Furman 66.

## 1973 Richmond, Va.

**First Round, March 1, 1973**  
Davidson 88, VMI 77  
East Carolina 96, Richmond 62  
William & Mary 97, The Citadel 72  
Furman 101, Appalachian State 68

**Semifinals, March 2, 1973**  
Davidson 79, William & Mary 76  
Furman 68, East Carolina 60

## Championship, March 3, 1973

Furman 99, Davidson 81  
FURMAN – Simpson 10 3-10 23, Mayes 10 4-5 24, Leonard 8 4-6 20, Hunt 2 0-0 4, Hill 2 0-0 4, Kelley 2 8-11 12, Lynch 4 1-2 9, Clark 0 2-0 0, Brenizer 1 0-0 2, Bierly 0 0-0 0, Dougherty 0 1-1 1. Totals – 39 21-37 99.  
DAVIDSON – Dunn 7 10-12 24, T. Pecorak 2 2-2 6, Horowitz 3 4-4 10, Falconi 5 4-7 14, Sorrentino 5 0-0 10, J. Pecorak 4 2-3 10, Wagner 0 0-0 0, Powell 2 0-0 4, Parker 0 0-0 0, Gadaire 1 1-2 3. Totals – 29 23-30 81.  
Halftime – Furman 48, Davidson 35.

## 1974 Richmond, Va.

**First Round, Feb. 27-28, 1974**  
Richmond 69, VMI 59  
Furman 75, Appalachian State 60  
William & Mary 75, East Carolina 67 (2 OT)  
Davidson 82, The Citadel 69

**Semifinals, March 1, 1974**  
Richmond 86, Davidson 68  
Furman 70, William & Mary 55

## Championship, March 2, 1974

Furman 62, Richmond 60  
FURMAN – Mayes 10 1-1 21, Lynch 3 0-1 6, Leonard 5 1-2 11, Kelley 5 4-5 14, Grimm 3 1-2 7, Hall 0 0-1 0, Bierly 1 1-2 3, Clark 0 0-0 0, Hill 0 0-1 0. Totals: 27 8-15 62.  
RICHMOND – Gray 5 1-4 11, Stewart 9 1-2 19, McCurdy 7 1-2 15, Catlett 0 0-0 0, Mack 4 0-0 8, Sanford 1 0-0 2, Collier 0 0-0 0, Eastman 2 1-2 5. Totals: 28 4-10 60.  
Halftime – Furman 28, Richmond 20.

## 1975

**First Round, March 1, 1975 at Greenville, S.C.**  
Furman 75, Appalachian State 69  
**at Greenville, N.C.**  
East Carolina 78, The Citadel 66  
**at Richmond, Va.**  
VMI 85, Richmond 81  
**at Williamsburg, Va.**  
William & Mary 78, Davidson 64

**Semifinals, March 5, 1975 at Greenville, S.C.**  
Furman 94, VMI 18  
William & Mary 69, East Carolina 66

## Championship, March 6, 1975 at Greenville, S.C.

Furman 66, William & Mary 55  
FURMAN – Hill 2 0-0 4, Leonard 4 0-0 8, Mayes 4 2-2 10, Lynch 6 8-8 20, Hall 8 4-4 20, Green 0 0-0 0, Smith 0 0-2 0, Deal 0 0-0 0, Cottingham 1 2-2 4. Totals: 25 16-18 66.  
WILLIAM & MARY – Lowenhaupt 2 2-2 6, Satterthwaite 7 5-5 19, Vail 5 0-0 10, Courage 2 0-0 4, Enoch 4 0-1 8, Byrd 1 0-0 2, Kratzler 2 0-0 4, McDonough 1 0-0 2, Arbogast 0 0-0 0, Monckton 0 0-0 0, Blount 0 0-0 0, Powell 0 0-2 0. Totals: 24 7-10 55.  
Halftime: Furman 30, William & Mary 20.

## 1976

**First Round, Feb. 28, 1976 at Williamsburg, Va.**  
William & Mary 70, Furman 57  
**at Lexington, Va.**  
VMI 71, Davidson 69  
**at Richmond, Va.**  
Richmond 82, The Citadel 69  
**at Greenville, N.C.**  
Appalachian State 79, East Carolina 72

**Semifinals, March 3, 1976 at Greenville, S.C.**  
VMI 71, Appalachian State 64  
Richmond 84, William & Mary 78

## Championship, March 4, 1976 at Greenville, S.C.

VMI 41, Richmond 33  
VMI – Carter 4 3-3 11, Krovic 3 4-4 10, Bynum 2 5-6 9, Montgomery 2 2-3 6, Reppart 0 0-0 0, Lombard 1 3-4 5, Borjovich 0 0-0 0. Totals: 12 17-20 41.  
RICHMOND – Slappy 1 0-0 2, Eastman 3 2-3 8, Morton 4 0-1 8, Butler 3 1-2 7, Sullivan 2 0-0 4, Sanford 1 0-0 2, Campbell 1 0-0 2. Totals: 15 3-6 33.  
Halftime – VMI 9, Richmond 8.

## 1977

**First Round, Feb. 26, 1977 at Boone, N.C.**  
Appalachian State 71, Davidson 66  
**at Williamsburg, Va.**  
East Carolina 79, William & Mary 76  
**at Greenville, S.C.**  
Furman 76, The Citadel 69

**Semifinals, March 1, 1977 at Roanoke, Va.**  
VMI 88, East Carolina 77  
Appalachian State 70, Furman 64

## Championship, March 2, 1977 at Roanoke, Va.

VMI 69, Appalachian State 67 (OT)  
APPALACHIAN STATE – Searcy 6 2-2 14, Bowser 4 0-0 8, Hubbard 3 1-2 7, Robinson 5 4-4 14, Anderson 8 0-0 16, Gentry 3 0-0 6, Campbell 1 0-2 2, Pace 0 0-0 0. Totals: 30 7-10 67.  
VMI – Carter 4 1-2 9, Bynum 2 2-2 6, Montgomery 10 8-8 28, Krovic 5 8-9 18, Lombard 2 0-0 4, Borjovich 1 0-1 2, Salmund 1 0-0 2, Kelley 0 0-0 0. Totals: 25 19-22 69.  
Halftime – Appalachian St 33, VMI 27.  
Regulation – VMI 59, Appalachian State 59.

## 1978

**First Round, Feb. 25, 1978 at Boone, N.C.**  
Appalachian State 81, The Citadel 64  
**at Greenville, S.C.**  
Furman 83, Chattanooga 73  
**at Huntington, W.Va.**  
Marshall 64, Western Carolina 56  
**at Lexington, Va.**  
VMI 95, Davidson 80

**Semifinals, March 3, 1978 at Roanoke, Va.**  
Marshall 76, VMI 71  
Furman 72, Appalachian State 68



Furman's Jonathan Moore (with headband) is the only player to be named to the SoCon's all-conference and all-tournament teams in four consecutive seasons.

# SoCon TOURNAMENT RESULTS

## Championship, March 4, 1978 at Roanoke, Va.

Furman 69, Marshall 53  
**FURMAN** – Arnold 5 2-2 12, Daniel 5 1-2 11, Moore 7 5-8 19, Smith 0 0-0 0, Grimm 7 6-8 20, Crowe 0 5-6 5, Harris 1 0-0 2, McKinney 0 0-0 0, Knight 0 0-0 0, Means 0 0-0 2, Butler 0 0-0 0. Totals: 25 19-28 69.  
**MARSHALL** – Young 2 2-2 6, Major 1 0-0 2, Hall 5 1-2 11, White 0 0-0 0, Gibson 4 0-0 8, Steele 1 0-0 2, Labanowski 2 0-0 4, Burtis 1 0-0 2, Novak 5 5-6 15, Hamier 0 2-2 2, Marz 0 1-3 1. Totals: 21 11-15 53.  
 Halftime – Furman 33, Marshall 22.

1979

## First Round, Feb. 24, 1979 at Greenville, S.C.

Furman 86, Chattanooga 68  
**at Charleston, S.C.**  
 The Citadel 86, Davidson 79  
**at Cullowhee, N.C.**  
 Western Carolina 67, Marshall 50  
**at Boone, N.C.**  
 Appalachian State 73, VMI 63

## Semifinals, March 3, 1979 at Roanoke, Va.

Furman 105, The Citadel 94  
 Appalachian State 65, Western Carolina 43

## Championship, March 4, 1979 at Roanoke, Va.

Appalachian State 86, Furman 83  
**FURMAN** – A. Daniel 13 5-6 31, McKinney 5 0-0 10, Moore 8 5-6 21, Crowe 2 0-0 4, White 1 0-0 2, Hanks 1 0-0 2, M. Daniel 4 1-1 9, Harness 2 0-0 4. Totals: 36 11-13 83.  
**APPALACHIAN STATE** – Lawrence 7 0-1 14, Payton 8 2-2 18, Hubbard 3 3-4 9, Robinson 7 12-15 26, Anderson 2 7-9 11, Fitch 1 4-5 6, Jackson 0 2-2 2. Totals: 28 30-38 86.  
 Halftime: Appalachian State 40, Furman 34.

1980

## First Round, Feb. 23, 1980 at Greenville, S.C.

Furman 87, VMI 75  
**at Huntington, W.Va.**  
 Marshall 100, The Citadel 66  
**at Cullowhee, N.C.**  
 Appalachian State 67, W. Carolina 66 (OT)  
**at Johnson City, Tenn.**  
 East Tennessee State 71, Chattanooga 67

## Semifinals, Feb. 29, 1980 at Roanoke, Va.

Marshall 91, Appalachian State 76  
 Furman 93, East Tennessee State 81

## Championship, March 1, 1980 at Roanoke, Va.

Furman 80, Marshall 62  
**MARSHALL** – Labanowski 4 1-3 9, Watson 2 0-2 4, Washington 7 1-2 15, Campbell 6 2-2 14, White 7 2-3 16, Price 2 0-1 4. Totals: 28 6-13 62.  
**FURMAN** – McKinney 1 1-2 3, White 7 2-3 16, Moore 6 4-9 16, Daniel 2 4-5 8, Hunt 9 4-6 22, Crowe 2 2-2 6, Small 3 1-2 7, Hanks 0 2-4 2. Totals: 30 20-33 80.  
 Halftime – Marshall 36, Furman 32.

1981

## First Round, Feb. 28, 1981 at Chattanooga, Tenn.

Chattanooga 89, VMI 63  
**at Davidson, N.C.**  
 Marshall 90, Davidson 77  
**at Boone, N.C.**  
 Appalachian State 75, Furman 71 (OT)  
**at Johnson City, Tenn.**  
 Western Carolina 91, East Tennessee State 80

## Semifinals, March 6, 1981 at Roanoke, Va.

Appalachian State 77, Marshall 62  
 Chattanooga 79, Western Carolina 70

## Championship, March 7, 1981 at Roanoke, Va.

Chattanooga 59, Appalachian State 55  
**APPALACHIAN STATE** – Harris 0 1-2 1, Capehart 3 0-2 6, Payton 6 9-10 21, McMillian 1 2-3 4, Fitch 5 0-0 10, Jones 1 3-4 5, Hunt 0 0-0 0, Ferguson 0 0-0 0, Gant 2 4-6 8. Totals: 18 19-27 55.  
**CHATTANOOGA** – Smith 2 2-2 6, Jones 5 0-0 10, Lawrence 4 1-2 9, Morken 10 4-4 24, White 2 0-0 4, Clark 1 0-0 2, Cochran 0 0-0 0, Schoene 2 0-1 4. Totals: 26 7-9 59.  
 Halftime – Chattanooga 34, Appalachian St. 25.

1982

## First Round, Feb. 27, 1982 at Chattanooga, Tenn.

Chattanooga 62, Appalachian State 53  
**at Cullowhee, N.C.**  
 The Citadel 66, Western Carolina 62  
**at Davidson, N.C.**  
 Davidson 74, Furman 66  
**at Johnson City, Tenn.**  
 East Tennessee State 110, Marshall 92

## Semifinals, March 5, 1982 at Charleston, W.Va.

Chattanooga 70, East Tennessee State 65  
 Davidson 57, The Citadel 54

## Championship, March 6, 1982 at Charleston, W.Va.

Chattanooga 69, Davidson 58  
**DAVIDSON** – K. Wilson 4 4-4 12, Tribus 7 0-0 15, Hall 6 5-5 17, Rowan 0 0-0 0, Carroll 5 0-0 10, McConnell 0 0-0 0, R. Wilson 2 0-1 4. Totals: 24 9-10 58.  
**CHATTANOOGA** – Clark 3 4-5 10, Schoene 9 2-3 20, Lawrence 3 0-0 6, White 3 5-6 11, Morken 3 4-4 10, McCray 0 0-0 0, Cochran 0 0-0 0, Strickland 4 4-6 12. Totals: 25 19-24 69.  
 3-Point Goals – Davidson 1 (Tribus).  
 Halftime – Chattanooga 37, Davidson 23.

1983

## Charleston, W.Va.

**First Round, March 10, 1983**  
 Chattanooga 71, Appalachian State 58  
 Western Carolina 86, Davidson 62  
 Furman 67, Marshall 60  
 East Tennessee State 75, The Citadel 65

## Semifinals, March 11, 1983

Chattanooga 77, Western Carolina 75 (OT)  
 East Tennessee State 81, Furman 68

## Championship, March 12, 1983

Chattanooga 70, East Tennessee State 62  
**EAST TENNESSEE STATE** – Vinson 2 2-2 6, Motley 5 1-1 12, King 9 0-0 18, Quesenberry 2 3-4 7, Mikell 5 5-8 15, Reese 2 0-0 4, Stallings 0 0-0 0. Totals: 25 10-13 62.  
**CHATTANOOGA** – McCray 4 1-2 9, Wilkins 3 0-0 6, Strickland 2 3-4 7, Lawrence 3 0-0 6, White 7 0-3 17, Clark 7 3-4 17, Johnson 1 1-2 3, Oden 2 1-2 5. Totals: 29 9-17 70.  
 3-Point Goals – East Tennessee State 2 (Motley, Quesenberry); Chattanooga 3 (White 3).  
 Halftime – East Tennessee State 38, Chattanooga 34.

1984

## Asheville, N.C.

**First Round, March 2, 1984**  
 Marshall 78, Davidson 68  
 Appalachian State 82, The Citadel 77  
 Chattanooga 82, East Tennessee State 50  
 Furman 71, Western Carolina 67

## Semifinals, March 3, 1984

Marshall 97, Appalachian State 67  
 Chattanooga 70, Furman 57

## Championship, March 4, 1984

Marshall 111, Chattanooga 107 (2 OT)  
**CHATTANOOGA** – McCray 7 1-2 15, Wilkins 10 2-3 24, Morgan 3 0-0 6, White 10 7-13 28, Strickland 7 4-5 18, Brown 2 0-0 6, Head 1 0-0 3, Hunter 0 0-0 0, Oden 1 3-4 5, Dickman 1 0-0 2. Totals: 42 17-27 107.  
**MARSHALL** – Henry 1 0-0 2, Evans 12 14-14 38, Eppes 3 2-4 8, Ervin 3 6-12 12, Wade 11 4-6 26, Nelson 2 0-0 4, Battle 1 4-4 6, Morris 0 0-0 0, Winley 0 2-2 2, Turney 4 5-7 13. Totals: 37 37-49 111.  
 3-Point Goals – Chattanooga 6 (Brown 2, Wilkins 2, White, Head).  
 Halftime – Marshall 48, Chattanooga 33.  
 Regulation – Marshall 87, Chattanooga 87.  
 Overtime – Marshall 92, Chattanooga 92.

1985

## Asheville, N.C.

**First Round, March 1, 1985**  
 Chattanooga 63, Furman 60  
 VMI 65, Western Carolina 63 (OT)  
 Marshall 83, Davidson 71  
 The Citadel 68, Appalachian State 62

## Semifinals, March 2, 1985

VMI 71, Chattanooga 69 (OT)  
 Marshall 79, The Citadel 68

## Championship, March 3, 1985

Marshall 70, VMI 65  
**VMI** – Elmore 6 5-5 17, Sawyer 1 9-9 11, Herndon 4 0-0 8, Wins 6 0-0 12, Huffman 4 1-2 9, Gardner 0 0-0 0, Everhart 1 0-0 2, Dorsey 1 0-0 2, Current 2 0-0 4, Scott 0 0-0 0. Totals: 25 15-16 65.  
**MARSHALL** – Guthrie 2 0-0 4, Eppes 1 2-3 4, Richardson 1 2-2 4, Henderson 8 5-7 21, Morris 2 2-2 6, Holden 0 0-0 0, Taylor 0 3-4 3, Battle 5 2-3 12, Curry 1 0-1 2, Roberts 0 2-2 2. Totals: 24 22-28 70.  
 Halftime – VMI 34, Marshall 33.

1986

## Asheville, N.C.

**First Round, Feb. 28, 1986**  
 Chattanooga 69, The Citadel 66  
 Appalachian State 63, W. Carolina 62 (OT)  
 Davidson 71, VMI 62  
 East Tennessee State 82, Marshall 80

## Semifinals, March 1, 1986

Chattanooga 68, Appalachian State 57  
 Davidson 74, East Tennessee State 65

## Championship, March 2, 1986

Davidson 42, Chattanooga 40  
**DAVIDSON** – Tanner 2 2-4 6, Born 4 6-9 14, McConkey 0 2-2 2, Heineman 2 2-2 6, Rucker 5 0-1 10, Niebuhr 0 0-0 0, Himes 2 0-2 4, Bego 0 0-0 0, Scott 0 0-0 0. Totals: 15 12-20 42.  
**CHATTANOOGA** – Hunter 2 3-3 7, Ivery 3 0-0 6, Fulse 2 2-3 6, Gibson 2 1-1 5, Jeter 7 0-0 14, Harris 1 0-0 2, Crank 0 0-1 0, Head 0 0-0 0. Totals: 17 6-8 40.  
 Halftime – Davidson 23, Chattanooga 17.

1987

## Asheville, N.C.

**First Round, Feb. 27, 1987**  
 Marshall 76, Appalachian State 61  
 Furman 85, The Citadel 78  
 Western Carolina 73, Chattanooga 72 (OT)  
 Davidson 92, VMI 63

## Semifinals, Feb. 28, 1987

Marshall 77, Furman 64  
 Davidson 85, Western Carolina 76

## Championship, March 1, 1987

Marshall 66, Davidson 64 (OT)  
**DAVIDSON** – Tanner 4 0-0 8, Himes 8 2-3 18, Schmitt 2 0-0 4, Rucker 5 0-0 14, Heineman 6 2-2 16, Keener 0 0-0 0, Gynn 2 0-0 4. Totals: 27 4-5 64.  
**MARSHALL** – Holden 4 2-2 10, Lewis 6 2-4 15, Curry 3 0-0 6, Henderson 9 1-4 22, Humphrey 4 3-4 11, Fish 0 0-0 0, Bryson 0 2-2 2. Totals: 26 10-16 66.  
 3-Point Goals – Davidson 6 (Rucker 4, Heineman 2); Marshall 4 (Henderson 3, Lewis).  
 Halftime – 31-31; Regulation – 57-57.

INTRODUCTION

SOUTHERN CONFERENCE

TEAM PROFILES

2007-08 REVIEW

RECORDS

HISTORY

POSTSEASON

# SoCon TOURNAMENT RESULTS

INTRODUCTION

SOUTHERN CONFERENCE

TEAM PROFILES

2007-08 REVIEW

RECORDS

HISTORY

POSTSEASON

## 1988 Asheville, N.C.

### First Round, March 4, 1988

Marshall 121, The Citadel 78  
Chattanooga 83, Davidson 69  
VMI 78, Furman 73  
East Tennessee State 82, Appalachian State 73

### Semifinals, March 5, 1988

Chattanooga 71, Marshall 70  
VMI 79, East Tennessee State 60

### Championship, March 6, 1988

Chattanooga 75, VMI 61  
VMI - D. Williams 6 0-1 13, Mings 3 3-4 9, Gardner 6 1-4 13, R. Williams 11 2-3 25, Tooker 0 0-0 0, Mears 0 0-0 0, M. Williams 0 0-0 0, Dorsey 0 0-0 0, Craft 0 1-2 1, Fittz 0 0-0 0, Dowd 0 0-0 0. Totals: 31 7-12 75.  
CHATTANOOGA - Moon 2 2-3 6, Chandler 3 0-7, Fulse 8 1-1 7, Lyons 5 0-2, 10, Green 5 2-3 16, Sheppard 0 0-0 0, Collins 0 0-0 0, Robinson 4 0-0 0, Behrends 4 2-3 10, Spunnar 0 0-0 0. Totals: 31 7-12 75.  
3-Point Goals: VMI 2 (D. Williams, R. Williams); Chattanooga 6 (Green 4, Chandler, Robinson).  
Halftime - Chattanooga 36, VMI 25.

## 1989 Asheville, N.C.

### First Round, March 3, 1989

East Tennessee State 93, The Citadel 89  
Chattanooga 72, Western Carolina 63  
Furman 81, VMI 73  
Marshall 83, Appalachian State 69

### Semifinals, March 4, 1989

East Tennessee State 76, Chattanooga 73  
Marshall 91, Furman 68

### Championship, March 5, 1989

East Tennessee State 96, Marshall 73  
EAST TENNESSEE STATE - Alvin West 6 2-2 17, Calvin Talford 8 4-6 20, Greg Dennis 5 6-6 16, Keith Jennings 5 3-4 16, Marty Story 4 0-0 8, Major Geer 2 2-2 7, Rodney Jones 0 0-0 0, Steve Cox 0 0-0 0, Lavelle Webster 1 0-0 2, Michael Woods 1 0-0 2, Chad Keller 2 4-7 8, Mark Larkey 0 0-0 0. Totals: 34 21-27 96.  
MARSHALL - John Humphrey 0 0-0 0, Gary Strickland 6 0-1 12, Omar Roland 3 2-5 8, John Taft 13 7-10 36, Andre Cunningham 6 0-2 12, Stan Maynard 0 0-0 0, Andy Paul Williamson 0 0-0 0, Scott Williams 0 0-0 0, Tim Dagostine 0 0-0 0, Brian Fish 1 0-0 2, Pete Brown 1 1-1 3, Jeff Sonhouse 0 0-0 0. Totals: 30 10-19 73.  
3-Point Goals - East Tennessee State 7 (West 3, Jennings 3, Geer); Marshall 3 (Taft 3).  
Halftime - East Tennessee State 39, Marshall 37.

## 1990 Asheville, N.C.

### First Round, March 2, 1990

VMI 83, Chattanooga 69  
East Tennessee State 75, Western Carolina 20  
Furman 82, Marshall 77 (OT)  
Appalachian State 86, The Citadel 71

### Semifinals, March 3, 1990

East Tennessee State 99, VMI 84  
Appalachian State 79, Furman 62

### Championship, March 4, 1990

East Tennessee State 96, Appalachian State 75  
APPALACHIAN STATE - Parker 9 5-8 23, Miller 6 3-4 15, Gibson 1 1-2 3, Peel 5 2-2 15, Phillips 1 1-2 4, Ward 0 0-0 0, Spurlock 5 3-5 13, Ross 0 0-0 0, Powers 1 0-0 2. Totals: 28 15-23 75.  
EAST TENNESSEE STATE - Talford 4 1-2 11, Story 3 3-5 9, Dennis 7 10-11 24, Geer 4 0-1 11, Jennings 6 3-3 16, West 5 2-2 15, Jacobs 0 0-0 0, Pelphrey 0 0-0 0, Jones 1 0-0 2, Woods 0 2-2 2, Keller 1 2-2 4, Spears 1 0-0 2. Totals: 32 23-28 96.  
3-Point Goals - Appalachian State 4 (Peel 3, Phillips); East Tennessee State 9 (Geer 3, West 3, Talford 2, Jennings).  
Halftime - East Tennessee State 51, Appalachian State 32.

## 1991 Asheville, N.C.

### First Round, March 1, 1991

Appalachian State 100, VMI 72  
East Tennessee State 99, The Citadel 70  
Chattanooga 84, Western Carolina 83

### Semifinals, March 2, 1991

Appalachian State 100, Furman 82  
East Tennessee State 104, Chattanooga 71

### Championship, March 3, 1991

East Tennessee State 101, Appalachian State 82  
APPALACHIAN STATE - Broderick Parker 7 2-4 16, Steve Spurlock 5 3-4 13, Tim Powers 6 5-6 17, Ed Ward 4 0-0 10, Billy Ross 8 2-2 20, Joe Sabato 0 2-2 2, Spencer Cline 0 0-0 0, Jeff Williams 2 0-0 4, Jason Lutz 0 0-0 0, Bruce Falkner 0 0-0 0. Totals: 32 14-18 82.  
EAST TENNESSEE STATE - Rodney English 6 4-7 16, Marty Story 2 4-6 8, Darell Jones 5 1-5 11, Keith Jennings 10 7-8 31, Major Geer 1 2-2 4, Eric Palmer 1 0-0 3, Alvin West 4 0-0 10, Maurice Hayes 0 0-0 0, Trazell Silvers 4 2-2 10, Loren Riddick 0 0-0 0, Calvin Talford 1 0-0 2, Jerry Pelphrey 0 6-7 6, Michael Woods 0 0-0 0. Totals: 34 26-37 101.  
3-Point Goals - Appalachian State 4 (Ross 2, Ward 2); East Tennessee State 7 (Jennings 4, West 2, Geer).  
Halftime - East Tennessee State 56, Appalachian State 44.

## 1992 Asheville, N.C.

### First Round, March 6, 1992

East Tennessee State 89, The Citadel 55  
Chattanooga 84, VMI 49  
Marshall 83, Furman 76  
Appalachian State 86, Western Carolina 69

### Semifinals, March 7, 1992

East Tennessee State 77, Appalachian State 69  
Chattanooga 84, Marshall 68

### Championship, March 8, 1992

East Tennessee State 74, Chattanooga 63  
CHATTANOOGA - LeVert Threats 1 1-2 3, Keith Nelson 8 1-3 17, Bart Redden 0 0-0 0, Tim Brooks 2 5-5 9, Kelly Sutton 7 4-5 21, Larry Stewart 1 1-1 3, Shane Neal 0 1-2 1, Daymond Woods 2 0-0 4, Brnadon Born 0 0-0 0, Ron Wilson 0 0-0 0, Ed Snead 2 0-0 4. Totals: 23 13-18 62.  
EAST TENNESSEE STATE - Rodney English 5 0-2 10, Marty Story 1 0-0 2, Greg Daniels 9 9-10 28, Calvin Talford 3 4-6 12, Jason Niblett 4 1-2 10, Eric Palmer 0 1-2 1, Reece Dudley 0 0-0 0, Trazell Silvers 2 0-1 4, Loren Riddick 0 0-0 0, Jerry Pelphrey 2 2-2 7, Damian Hodge 0 0-0 0, Leslie Brunn 0 0-0 0, Robert Spears 0 0-0 0. Totals: 26 17-25 74.  
3-Point Goals - East Tennessee State 5 (Talford 2, Dennis, Niblett, Pelphrey); Chattanooga 3 (Sutton 3).  
Halftime - Chattanooga 35, East Tennessee State 30.

## 1993 Asheville, N.C.

### First Round, March 4, 1993

Furman 76, VMI 51  
Appalachian State 84, Western Carolina 73

### Quarterfinals, March 5, 1993

Chattanooga 85, Furman 69  
East Tennessee State 97, Appalachian State 84  
Davidson 67, Marshall 65  
Georgia Southern 72, The Citadel 41

### Semifinals, March 6, 1993

Chattanooga 72, Davidson 68  
East Tennessee State 84, Georgia Southern 76 (OT)

### Championship, March 7, 1993

Chattanooga 86, East Tennessee State 75  
EAST TENNESSEE STATE - Trazell Silvers 3 2-2 8, Jerry Pelphrey 8 6-6 27, Darell Jones 3 0-0 6, Jason Niblett 3 0-0 6, Eric Palmer 4 3-4 14, Tony Patterson 4 1-2 9, Andy Pennington 1 0-0 3, Justin McClellan 0 2-2 2, Phil Powe 0 0-0 0, Robert Spears 0 0-0 0. Totals: 26 14-16 75.  
CHATTANOOGA - Brandon Born 3 0-0 6, Gary Robb 8 0-0 16, Daymond Woods 2 4-4 9, Tim Brooks 6 5-8 20, Tee Jay Jackson 7 8-10 22, Chad Copeland 4 1-1 11, Ed Snead 1 0-0 2, Bart Redden 0 1-0 0. Totals: 31 18-24 86.  
3-Point Goals - East Tennessee State 9 (Pelphrey 5, Palmer 3, Pennington); Chattanooga 6 (Brooks 3, Copeland 2, D. Woods).  
Halftime - Chattanooga 49, East Tennessee State 30.

## 1994 Asheville, N.C.

### First Round, March 3, 1994

Furman 75, The Citadel 70  
VMI 84, Marshall 62

### Quarterfinals, March 4, 1994

Chattanooga 85, Furman 81  
Georgia Southern 85, Appalachian State 60  
Davidson 71, VMI 61  
Western Carolina 79, East Tennessee State 78

### Semifinals, March 5, 1994

Chattanooga 99, Georgia Southern 91 (OT)  
Davidson 93, Western Carolina 89

### Championship, March 6, 1994

Chattanooga 65, Davidson 64  
DAVIDSON - Janko Narat 3 1-2 7, Brandon Williams 6 0-0 14, George Spain 5 0-1 10, Chris Alpert 1 0-0 3, Jeff Anderson 2 0-0 4, Mark Donnelly 3 1-2 9, Jason Zimmerman 1 0-0 2, Quinn Harwood 2 2-2 7, Mark McGuire 4 0-0 8. Totals: 27 4-7 64.  
CHATTANOOGA - Maurio Hanson 4 4-6 14, Brandon Born 3 2-2 8, Roger Smith 5 1-2 11, Gary Robb 2 3-5 7, Chad Copeland 7 2-2 21, Fred Moore 0 0-0 0, Patrick Henderson 1 0-0 2, LaMonte Woods 1 0-0 2, John Oliver 0 0-0 0. Totals: 23 12-17 65.  
3-Point Goals - Davidson 6 (Donnelly 2, Williams 2, Harwood, Alpert); Chattanooga 7 (Copeland 5, Hanson 2).  
Halftime - Davidson 38, Chattanooga 35.

## 1995 Asheville, N.C.

### First Round, March 2, 1995

Georgia Southern 94, VMI 71  
Appalachian State 78, Furman 73

### Quarterfinals, March 3, 1995

Chattanooga 70, Georgia Southern 66  
East Tennessee State 85, The Citadel 65  
Appalachian State 93, Marshall 82  
Western Carolina 78, Davidson 74

### Semifinals, March 4, 1995

Chattanooga 71, East Tennessee State 69  
Western Carolina 74, Appalachian State 64

### Championship, March 5, 1995

Chattanooga 63, Western Carolina 61  
WESTERN CAROLINA - Tim Ford 3 0-0 7, Kevin Kullum 6 2-2 14, Scott Scholtz 1 2-2 4, Frankie King 4 9-10 18, Anquell McCollum 6 1-2 17, Scott Bradley 0 0-0 0, Ken Gibson 0 0-0 0, Johnny Scott 0 1-2 1. Totals: 20 15-18 61.  
CHATTANOOGA - Maurio Hanson 4 5-6 15, Brandon Born 5 6-6 17, Julian Scott 2 1-2 5, Lincoln Walters 0 0-0 0, John Oliver 2 0-0 5, Rodney Lemons 0 1-2 1, Shane Neal 0 0-0 0, Pat Henderson 2 6-9 10, Marcus Watkins 3 2-2 10. Totals: 18 21-27 63.  
3-Point Goals - Chattanooga 6 (Hanson 2, Watkins 2, Born 1, Oliver 1); Western Carolina 6 (McCollum 4, Ford 1, King 1).  
Halftime - Western Carolina 31, Chattanooga 22.

## 1996 Greensboro, N.C.

### First Round, Feb. 29, 1996

Appalachian State 75, The Citadel 73

### Quarterfinals, March 1, 1996

Davidson 67, East Tennessee State 43  
Marshall 82, Chattanooga 81  
Western Carolina 74, Appalachian State 66  
VMI 91, Furman 89 (OT)

### Semifinals, March 2, 1996

Davidson 92, Marshall 77  
Western Carolina 97, VMI 93

# SoCon TOURNAMENT RESULTS

## Championship, March 3, 1996

Western Carolina 69, Davidson 60  
WESTERN CAROLINA – Joe Stafford 2 2-2 10, Scott Scholtz 4 0-0 8, Kerry Wright 2 4-4 8, Joal Fleming 2 1-2 5, Anquell McCollum 3 7-9 13, William Butler 0 0-0 0, Ken Gibson 0 0-0 0, Kevin Kullum 3 6-6 12, Larry Mayo 0 2-2 2, Lazarus Chennault 0 0-0 0, Jarvis Graham 5 1-1 11. Totals: 21 25-30 69.

DAVIDSON – Narcisse Ewodo 6 2-4 15, Brnadon Williams 7 1-1 17, Quinn Harwood 2 2-2 6, Chris Alpert 6 4-5 16, Ray Minlend 1 2-6 4, Mark Donnelly 0 0-0 0, Ali Ton 0 0-0 0, Jeff Anderson 1 0-0 2, Chadd Holmes 0 0-0 0, Mark McGuire 0 0-0 0. Totals: 23 11-18 60.

3-Point Goals – Western Carolina 2 (Stafford 2); Davidson 3 (Ewodo 1, Williams 2).

Halftime: Western Carolina 39, Davidson 37.

## 1997

### Greensboro, N.C.

## First Round, Feb. 27, 1997

VMI 87, Furman 84 (OT)  
Georgia Southern 68, East Tennessee State 48

## Quarterfinals, Feb. 28, 1997

Chattanooga 84, VMI 62  
Davidson 83, The Citadel 61  
Marshall 78, Georgia Southern 46  
Appalachian State 87, Western Carolina 68

## Semifinals, March 1, 1997

Chattanooga 77, Davidson 70  
Marshall 84, Appalachian State 78

## Championship, March 2, 1997

Chattanooga 71, Marshall 70 (OT)  
MARSHALL – Von Dale Morton 5 4-4 14, John Brannen 7 4-4 21, Derrick Wright 0 0-0 0, Sidney Coles 4 0-1 8, Keith Veney 9 3-4 27, Chris Gray 0 0-0 0, Carlton King 0 0-0 0. Totals: 25 11-13 70.

CHATTANOOGA – Isaac Conner 3 2-2 10, Johnny Taylor 4 4-6 14, Chris Miims 7 2-4 16, Willie Young 5 2-2 16, Wes Moore 0 0-0 0, David Phillips 1 1-3 3, Marquis Collier 4 4-4 12, Akintoye Oloko 0 0-0 0. Totals: 24 15-21 71.

3-Point Goals – Chattanooga 8 (Conner 2, Taylor 2, Young 4); Marshall 9 (Brannen 3, Veney 6).

Halftime – Marshall 33, Chattanooga 30.

Regulation – Chattanooga 64, Marshall 64.

## 1998

### Greensboro, N.C.

## First Round, Feb. 26, 1998

Georgia Southern 57, East Tennessee State 47  
UNC Greensboro 60, Western Carolina 59

## Quarterfinals, Feb. 27, 1998

Davidson 72, Georgia Southern 68  
The Citadel 77, VMI 66  
Chattanooga 56, UNC Greensboro 55  
Appalachian State 60, Furman 58

## Semifinals, Feb. 28, 1998

Davidson 68, The Citadel 59  
Appalachian State 85, Chattanooga 75

## Championship, March 1, 1998

Davidson 66, Appalachian State 62  
APPALACHIAN STATE – Marshall Phillips 5 4-4 17, Kareem Livingston 4 0-5 8, Tyson Patterson 5 2-3 13, Blair Adderley 2 5-7 10, Tige Darner 4 2-2 12, Ian Adams 0 0-0 0, Matt McMahon 0 0-0 0, Terence Tyler 0 0-0 0, Clint Crosston 0 0-0 0, Josh Grover 1 0-0 2. Totals: 21 13-21 62.

DAVIDSON – Davor Halbauer 1 0-0 3, Landry Kosmalski 3 0-2 7, Stephen Marshall 3 1-1 7, Mark Donnelly 4 2-2 13, Ali Ton 0 0-0 0, Billy Armstrong 3 3-4 10, David Burns 3 0-0 9, Chadd Holmes 0 0-0 0, Ben Ebong 6 5-8 17. Totals: 23 11-17 66.

3-Point Goals – Davidson 9 (Donnelly 3, Burns 3, Halbauer 1, Kosmalski 1, Armstrong 1); Appalachian State 7 (Phillips 3, Darner 2, Patterson 1, Adderley 1).

Halftime – Davidson 40, Appalachian State 31.

## 1999

### Greensboro, N.C.

## First Round, Feb. 25, 1999

Furman 57, VMI 49  
Western Carolina 67, Wofford 64  
Georgia Southern 81, UNC Greensboro 78  
East Tennessee State 72, The Citadel 59

## Quarterfinals, Feb. 26, 1999

College of Charleston 98, Furman 74  
Western Carolina 82, Davidson 77  
Appalachian State 74, Georgia Southern 65  
Chattanooga 77, East Tennessee State 65

## Semifinals, Feb. 27, 1999

College of Charleston 80, Western Carolina 49  
Appalachian State 94, Chattanooga 91 (2 OT)

## Championship, Feb. 28, 1999

College of Charleston 77, Appalachian State 67  
COLLEGE OF CHARLESTON – Webber 3 0-0 6, Lumpkin 6 0-1 12, McCravy 1 4-6 6, President 3 7-7 15, Johnson 9 1-1 21, Brown 3 1-1 7, Bolton 0 0-0 0, Thomas 3 3-4 10. Totals: 28 16-20 77.

APPALACHIAN STATE – Phillips 6 5-6 18, Adderley 1 0-1 2, Holmes 5 2-2 12, Patterson 4 0-0 11, McMahon 5 1-4 15, Adams 1 0-0 2, Davis 0 0-0 0, Fritts 0 0-0 0, Alexander 1 0-0 2, Grover 2 1-2 5. Totals: 25 9-15 67.

3-Point Goals – College of Charleston 5 (President 2, Johnson 2, Thomas 1); Appalachian State 8 (Phillips 1, Patterson 3, McMahon 4).

Halftime – Appalachian State 37, College of Charleston 30.

## 2000

### Greenville, S.C.

## First Round, March 2, 2000

Chattanooga 90, Western Carolina 75  
Furman 77, UNC Greensboro 61  
East Tennessee State 85, The Citadel 71  
Wofford 81, VMI 72

## Quarterfinals, March 3, 2000

Appalachian State 88, Chattanooga 66  
Furman 68, Georgia Southern 54  
College of Charleston 65, East Tennessee State 51  
Wofford 65, Davidson 64

## Semifinals, March 4, 2000

Appalachian State 60, Furman 56  
College of Charleston 74, Wofford 64

## Championship, March 5, 2000

Appalachian State 68, College of Charleston 56  
APPALACHIAN STATE – Cedrick Holmes 1 3-4 5, Corey Cooper 4 2-2 10, Tyson Patterson 7 7-10 21, Matt McMahon 1 0-0 3, Shawn Alexander 5 1-2 11, Jonathan Butler 0 0-0 0, Rufus Leach 6 3-5 16, Buddy Davis 0 0-0 0, Josh Shehan 1 0-1 2. Totals: 25 16-24 68.

COLLEGE OF CHARLESTON – Leighton Bowie 2 2-2 6, Jody Lumpkin 5 6-9 16, A.J. Harris 0 0-0 0, Jeff Bolton 3 4-4 11, James Griffin 4 0-0 11, Trey Wheless 1 0-0 2, Tyrone Nelson 2 0-0 4, Rudy Rothseiden 3 0-0 6, Pat Davis 0 0-0 0. Totals: 20 12-15 56.

3-Point Goals – Appalachian State 2 (Leach 1, McMahon 1); College of Charleston 4 (Griffin 3, Bolton 1).

Halftime – College of Charleston 29, Appalachian State 28.

## 2001

### Greenville, S.C.

## First Round, March 1, 2001

Davidson 60, Wofford 57  
Western Carolina 67, The Citadel 57  
Georgia Southern 76, VMI 59  
Appalachian State 58, Furman 56

## Quarterfinals, March 2, 2001

Davidson 57, College of Charleston 54  
UNC Greensboro 91, Western Carolina 69  
Georgia Southern 78, East Tennessee State 64  
Chattanooga 78, Appalachian State 74

## Semifinals, March 3, 2001

UNC Greensboro 73, Davidson 68  
Chattanooga 84, Georgia Southern 73

## Championship, March 4, 2001

UNC Greensboro 67, Chattanooga 66  
CHATTANOOGA – Michael Townsend 1 0-0 2, Oliver Morton 5 1-2 11, Clyde McCully 7 5-5 19, Toot Young 7 1-1 18, Idris Harper 2 2-2 6, Bryan Richardson 0 0-0 0, Tim Parker 1 2-3 4, Diamory Sylla 0 0-0 0, Dusty Pullian 3 0-0 6. Totals: 23 17-24 67.

UNC GREENSBORO – David Schuck 9 3-4 21, Nathan Popp 2 0-0 4, Nathan Jameson 2 4-4 10, Courtney Eldridge 3 2-4 8, Jay Joseph 4 0-0 10, Ronnie Taylor 3 8-12 14, Luke Boythe 0 0-0 0, Peter Tsampas 0 0-0 0, Sean McCarthy 0 0-0 0. Totals: 26 11-13 66.

3-Point Goals – UNC Greensboro - 4 (Jameson 2, Joseph 2); Chattanooga - 3 (Young 3).

Halftime – UNC Greensboro 31, Chattanooga 27.

## 2002

### North Charleston, S.C.

## First Round, Feb. 28, 2002

The Citadel 80, VMI 70  
UNC Greensboro 70, Wofford 41  
Furman 65, Western Carolina 61  
College of Charleston 85, Appalachian State 61

## Quarterfinals, March 1, 2002

Davidson 71, The Citadel 58  
UNC Greensboro 67, Chattanooga 57  
Furman 73, Georgia Southern 70  
College of Charleston 76, East Tennessee State 75 (OT)

## Semifinals, March 2, 2002

Davidson 68, UNC Greensboro 58  
Furman 44, College of Charleston 43

## Championship, March 3, 2002

Davidson 62, Furman 57  
FURMAN – Zeigler 5 4-4 14, Thomas 3 0-0 6, Gonzalez 2 3-4 7, Da Luz 1 1-3 3, Foster 3 0-0 9, Ndoye 2 2-2 6, Sanders 0 0-0 0, Souchu 5 1-4 12. Totals: 21 10-13 57.

DAVIDSON – Pearson 6 4-7 16, Booker 2 0-1 4, Ides 2 2-2 6, Bree 1 0-2 3, Bernard 3 3-4 9, Eho 0 0-0 0, Tonella 1 0-0 2, Anderer 7 2-3 22, White 0 0-0 0, Grace 0 0-0 0. Totals: 22 11-17 62.

3-Point Goals – Furman 5 (Foster 3, Souchu 2); Davidson 7 (Anderer 6, Bree 1)

Halftime – Furman 28, Davidson 24.



UNC's David Schuck (above) banked in the game-winner at the buzzer as the Spartans topped Chattanooga, 67-66, in the 2001 tournament final in Greenville, S.C.

INTRODUCTION

SOUTHERN CONFERENCE

TEAM PROFILES

2007-08 REVIEW

RECORDS

HISTORY

POSTSEASON



# SoCon TOURNAMENT RESULTS

INTRODUCTION

SOUTHERN CONFERENCE

TEAM PROFILES

2007-08 REVIEW

RECORDS

HISTORY

POSTSEASON

2003

North Charleston, S.C.

**First Round, March 5, 2003**

Georgia Southern 89, Western Carolina 81  
Wofford 77, UNC Greensboro 73  
VMI 62, Furman 56  
Appalachian St 73, The Citadel 63

**Quarterfinals, March 6, 2003**

College of Charleston 67, Georgia Southern 53  
East Tennessee State 80, Wofford 75  
VMI 66, Davidson 60  
Chattanooga 98, Appalachian State 67

**Semifinals, March 7, 2003**

East Tennessee State 65, College of Charleston 55  
Chattanooga 77, VMI 58

**Championship, March 8, 2003**

East Tennessee State 97, Chattanooga 90  
EAST TENNESSEE STATE – Jerald Fields 4 3-3 12, Zakee Wadood 7 2-5 17, Ben Rhoda 4 2-2 10, Tim Smith 9 4-5 25, James Anthony 1 2-2 4, Ryan Lawson 3 4-4 13, Isaac Potter 0 0-0 0, Brad Nuckles 5 6-6 16. Totals: 33 23-27 97.  
CHATTANOOGA – Ashley Champion 11 3-6 27, Aaron Morgan 1 4-4 6, Tim Parker 4 2-2 13, Ray Trowell 4 2-2 10, Jason Rogan 12 2-2 27, Alphonso Pugh 2 1-2 6, Bryan Richardson 0 0-0 0, Mike Matthews 0 1-2 1, Tim Harris 0 0-0 0, Nick Benson 0 0-0 0. Totals: 34 15-20 90.  
3-Point Goals – East Tennessee State 8 (Smith 3, Lawson 3, Wadood 1, Fields 1); Chattanooga 7 (Parker 3, Champion 2, Pugh 1, Rogan 1)  
Halftime – East Tennessee State 48, Chattanooga 40.

2004

North Charleston, S.C.

**First Round, March 3, 2004**

Furman 73, Western Carolina 68  
Elon 66, The Citadel 56  
Wofford 85, UNC Greensboro 82  
College of Charleston 71, Appalachian State 61

**Quarterfinals, March 4, 2004**

East Tennessee State 94, Furman 84  
Davidson 68, Elon 61  
Georgia Southern 82, Wofford 69  
Chattanooga 89, College of Charleston 78

**Semifinals, March 5, 2004**

East Tennessee State 96, Davidson 84  
Chattanooga 90, Georgia Southern 87

**Championship, March 6, 2004**

East Tennessee St 78, Chattanooga 62  
CHATTANOOGA – Champion 1 0-0 2; Katelynas 3 3-4 9; Brown 4 1-1 10, Trowell 1 3-4 6, Rogan 0 0-0 0, Pugh 8 3-4 20, Richardson 3 0-0 9, Matthews 0 0-0 0, Long 1 0-0 2, Walton 0 0-0 0, Anderson 2 0-0 4. Totals: 23 10-13 62.  
EAST TENNESSEE STATE – Fields 3 1-1 8, Wadood 6 1-1 14, Rhoda 4 2-2 10, Smith 10 2-2 25, Strong 5 0-1 11, Scott 0 0-0 0, Nuckles 3 3-4 10. Totals: 31 9-11 78.  
3-Point Goals – Chattanooga 6 (Brown 1, Trowell 1, Pugh 1, Richardson 3). East Tennessee State 7 (Fields 1, Wadood 1, Smith 3, Strong 1, Nuckles 1).  
Halftime – East Tennessee State 43, Chattanooga 35.

2005

Chattanooga, Tenn.

**First Round, March 2, 2005**

Elon 64, Wofford 58  
Georgia Southern 69, Western Carolina 57  
East Tennessee State 87, Furman 84  
Appalachian State 68, The Citadel 59

**Quarterfinals, March 3, 2005**

Davidson 67, Elon 53  
UNC Greensboro 73, Georgia Southern 71  
Chattanooga 77, East Tennessee State 70  
Appalachian State 63, College of Charleston 60

**Semifinals, March 4, 2005**

UNC Greensboro 73, Davidson 68  
Chattanooga 57, Appalachian State 51

**Championship, March 5, 2005**

Chattanooga 66, UNC Greensboro 62  
UNC GREENSBORO- Ronnie Burrell 4 0-0 10, Kyle Hines 6 0-0 12, Dwayne Johnson 1 1-2 3, Ricky Hickman 2 8-13 13, Ray Bristow 1 2-2 5, Kevin Oleksiak 0 0-0 0,

Josh Gross 7 1-2 19. Totals: 21 14-21 62.

CHATTANOOGA – Mindaugas Katelynas 4 2-2 12, Chris Brown 3 3-34 11, Charles Anderson 6 1-1 13, Steve Cherry 1 1-2 4, Casey Long 2 4-6 9, Jerice Crouch 1 0-0 2, Alphonso Pugh 5 0-0 11, Ricky Hood 1 0-0 2, A.J. Mastin 0 0-0 0, Matt Malone 1 09-0 2. Totals: 24 11-15 66.

3-Point Goals- Chattanooga 7 (Katelynas 2, Brown 2, Cherry 1, Long 1, Pugh 1); UNC Greensboro 6 (Gross 4, Hickman 1, Bristow 1)  
Halftime — Chattanooga 27, UNC Greensboro 19.

2006

North Charleston, S.C.

**First Round, March 2, 2006**

Appalachian State 66, Wofford 65  
UNC Greensboro 69, Western Carolina 65  
The Citadel 65, Furman 53

**Quarterfinals, March 3, 2006**

Appalachian State 74, Georgia Southern 61  
Chattanooga 65, College of Charleston 53  
Elon 64, UNC Greensboro 61 (OT)  
Davidson 79, The Citadel 73

**Semifinals, March 4, 2006**

Chattanooga 78, Appalachian State 75  
Davidson 65, Elon 58

**Championship, March 5, 2006**

Davidson 80, Chattanooga 55  
CHATTANOOGA- Steve Cherry 2 0-2 4, Charles Anderson 2 1-7 5, Keddrick Mays 5 0-0 13, Ricky Hood 4 1-1 10, Casey Long 2 3-3 7, Jerice Crouch 4 1-2 9, Omar Johnson 0 0-0 0, Zach Ferrell 0 0-0 0, Jaycen Herring 1 2-0 2, Nicchaeus Doaks 1 0-2 3, Khalil Hartwell 0 2-3 2. Totals: 21 8-20 55.  
DAVIDSON – Thomas Sander 3 0-0 6, Ian Johnson 4 2-2 10, Matt McKillop 3 0-0 9, Kenny Grant 1 0-0 2, Brendan Winters 13 1-1 33, Jason Richards 0 0-0 0, Boris Meno 4 4-6 12, Max Paulhus Gosselin 0 0-0 0, Can Civi 0 0-0 0, John Falconi 0 0-0 0, Eric Blancett 1 0-0 2, Jason Morton 2 1-2 6, Chris Clunie 0 0-0 0, Andrew Lovedale 0 0-0 0. Totals: 31 8-11 80.  
3-Point Goals- Chattanooga 5 (Mays 3, Hood 1, Doaks 1). Davidson 10 (McKillop 3, Winters 6, Morton 1).  
Halftime- Davidson 35, Chattanooga 20.

2007

North Charleston, S.C.

**First Round, Feb. 28, 2007**

Chattanooga 64, Wofford 55  
Western Carolina 69, Elon 65  
Georgia Southern 62, The Citadel 46

**Quarterfinals, March 1, 2007**

Davidson 78, Chattanooga 68  
Furman 73, UNC Greensboro 71  
Appalachian State 78, Western Carolina 59  
College of Charleston 77, Georgia Southern 66

**Semifinals, March 2, 2007**

Davidson 91, Furman 68  
College of Charleston 89, Appalachian State 87 (OT)

**Championship, March 3, 2007**

Davidson 72, College of Charleston 65  
COLLEGE OF CHARLESTON – Jermaine Johnson, 6 1-2 13, David Lawrence 5 0-0 13, Philip McCandies 3 1-3 8, Dontaye Draper 2 3-4 8, Marcus Hammond 1 0-0 3, Josh Jackson 4 1-2 9, Javon Parris 1 0-1 2, Tony White, Jr. 3 0-0 9, Konimba Diarra 0 0-0 0. Totals: 25 6-12 65.  
DAVIDSON – Stephen Curry 10 5-7 29, Boris Meno 5 3-3 14, Thomas Sander 3 2-2 8, Jason Richards 2 0-0 4, Max Paulhus Gosselin 1 0-0 3, William Archambault 3 0-0 8, Stephen Rossiter 0 0-0 0, Bryant Barr 0 3-3 3, Andrew Lovedale 1 1-2 2. Totals: 25 14-17 72.  
3-Point Goals- College of Charleston 9 (Lawrence 3, White 3, McCandies 1, Draper 1, Hammond 1). Davidson 8 (Curry 4, Archambault 2, Meno 1, Gosselin 1)  
Halftime- Davidson 37, College of Charleston 35.

2008

North Charleston, S.C.

**First Round, March 7, 2008**

Wofford 58, Western Carolina 49  
Elon 52, Furman 37  
College of Charleston 66, The Citadel 48

**Quarterfinals, March 8, 2008**

Davidson 82, Wofford 49  
UNC Greensboro 63, Appalachian State 46  
Elon 60, Chattanooga 57  
College of Charleston 87, Georgia Southern 73

**Semifinals, March 9, 2008**

Davidson 82, UNC Greensboro 52  
Elon 75, College of Charleston 61

**Championship, March 10, 2008**

Davidson 65, Elon 49  
ELON - TJ Douglas 6-10 0-0 18; Brett James 5-15 2-2 13; Devan Carter 2-3 0-0 4; Chris Long 2-8 0-0 4; Ola Atoyebi 1-3 1-2 3; Brian Waters 1-4 1-2 3; Adam Constantine 1-1 0-0 2; Montell Watson 1-10 0-0 2. Totals 19-54 4-6 49.  
DAVIDSON - Stephen Curry 8-18 2-2 23; Thomas Sander 5-7 1-1 11; Andrew Lovedale 4-6 2-3 10; Bryant Barr 2-3 0-0 6; Boris Meno 2-3 1-2 5; Max Paulhus Gosselin 2-5 0-0 4; Jason Richards 1-8 2-3 4; Will Archambault 1-3 0-0 2; Stephen Rossiter 0-2 0-0 0. Totals 25-55 8-11 65.  
3-Point Goals - Elon 7 (Douglas 6; James 1). Davidson 7 (Curry 5; Barr 2).  
Halftime - Davidson 30, Elon 22



Thomas Sander averaged 8.3 points and 8 rebounds per contest while starting in all three of Davidson's SoCon Tournament championship game victories from 2006-08.

# ALL-TOURNAMENT TEAMS

**1923**

K.P. Gatchell, Mississippi State  
H.G. Perkins, Mississippi State  
Bill Redd, Chattanooga  
Baby Roane, Georgia Tech  
Consuello Smith, Mercer

**1924**

Cartwright Carmichael, North Carolina  
Slim Carter, Alabama  
Eddie Gurr, Georgia  
Monk McDonald, North Carolina  
K.P. Gatchell, Mississippi State

**1925**

Jack Cobb, North Carolina  
Ellis Henican, Tulane  
Howard Holland, Virginia  
Billie Izard, Mississippi State  
Henry Lind, Tulane  
Edward Morgan, Tulane  
Charles Wiehrs, Georgia

**1926**

**First Team**

Jack Cobb, North Carolina  
Bunn Hackney, North Carolina  
Earl Johnson, Mississippi  
Artie Newcombe, North Carolina  
H.L. Stone, Mississippi State

**Second Team**

William Dodderer, North Carolina  
George Florence, Georgia  
Nick George, Georgia Tech  
Paul Jenkins, Kentucky  
Nolan Richardson, Georgia

**1927**

**First Team**

Paul Dear, Virginia Tech  
Walter Forbes, Georgia  
George Keen, Georgia  
John McCall, Vanderbilt  
James Stuart, Vanderbilt

**Second Team**

Heinie Fair, South Carolina  
George Florence, Georgia  
Bunn Hackney, North Carolina  
Cecil Jamison, Georgia Tech  
John Purser, North Carolina

**1929**

Joe Croson, Duke  
Frank Goodwin, North Carolina State  
L.F. Haar, North Carolina State  
Dewitt Laird, Mississippi  
Louis McGinnis, Kentucky  
Henry Palmer, Georgia  
Robert Selby, Mississippi  
R.S. Warren, North Carolina State  
Bill Werber, Duke  
Henry Young, North Carolina State

**1930**

**First Team**

Maurice Corbitt, Tennessee  
Harry Councillor, Duke  
Lindy Hood, Alabama  
Paul McBrayer, Kentucky  
Bill Werber, Duke

**Second Team**

Joe Croson, Duke  
Bobby Dodd, Tennessee  
Bill Laney, Alabama  
Sandford Sanford, Georgia  
Earl Smith, Alabama

**1931**

**First Team**

Louis Berger, Maryland  
Louis McGinnis, Kentucky  
Edward Ronkin, Maryland  
Carey Spicer, Kentucky  
George Yates, Kentucky

**Second Team**

Jake Bronston, Kentucky  
Joe Croson, Duke  
Mel Emmelhainz, Florida  
George Garrison, Louisiana State  
Tommy Reeder, Georgia

**1932**

**First Team**

Tom Alexander, North Carolina  
T.W. Lumpkin, Auburn  
Bill Strickland, Georgia  
Virgil Weathers, North Carolina  
Leroy Young, Georgia

**Second Team**

Louis Berger, Maryland  
Wilmer Hines, North Carolina  
Forrest Sale, Kentucky  
Vernon Smith, Georgia  
James Thompson, Duke

**1933**

**First Team**

Gilbert Clark, North Carolina State  
Earl Hall, Virginia Tech  
James Thompson, Duke  
Bennie Tompkins, South Carolina  
Freddie Tompkins, South Carolina

**Second Team**

Dana Henderson, South Carolina  
Wilmer Hines, North Carolina  
Herbert Thompson, Duke  
Rufus Vincent, Maryland  
Virgil Weathers, North Carolina

**1934**

Stewart Aitken, North Carolina  
Bill Downey, VMI  
Jason Glace, North Carolina  
Jim McCachren, North Carolina  
Ray Rex, North Carolina State  
Joe Sawyers, Washington & Lee  
Charles Smith, Washington & Lee  
Herb Thompson, Duke  
Jim Thompson, Duke  
Virgil Weathers, North Carolina

**1935**

**First Team**

Stewart Aitken, North Carolina  
Ivan Glace, North Carolina  
Norman Iler, Washington & Lee  
Jim McCachren, North Carolina  
Joe Pette, Washington & Lee

**Second Team**

William Downey, VMI  
Robert Fielk, Washington & Lee  
Melvin Nelson, North Carolina  
Ray Rex, North Carolina State  
Charles Smith, Washington & Lee  
Alex Swails, Clemson

**1936**

**First Team**

Bernie Buscher, Maryland  
Norman Iler, Washington & Lee  
Jim McCachren, North Carolina  
Joe Pette, Washington & Lee  
Bob Spessard, Washington & Lee

**Second Team**

Andy Bershak, North Carolina  
Tom Brown, Clemson  
Earl Carson, Washington & Lee  
Earl Ruth, North Carolina  
Vic Willis, Maryland

**1937**

**First Team**

Earl Carson, Washington & Lee  
Norman Iler, Washington & Lee  
Earl Ruth, North Carolina  
Bob Spessard, Washington & Lee  
Jim Waller, Wake Forest

**Second Team**

Andy Bershak, North Carolina  
Connie Mac Berry, North Carolina State  
Bill Mann, North Carolina State  
Ken Podger, Duke  
Ramsay Potts, North Carolina

**1938**

**First Team**

Earl Carson, Washington & Lee  
Ed Kitchens, Clemson  
George Knepley, Maryland  
Banks McFadden, Clemson  
Bob Spessard, Washington & Lee

**Second Team**

Russ Bergman, Duke  
Fred Edwards, Duke  
Connie Mac Berry, North Carolina State  
Earl Ruth, North Carolina  
Waverly Wheeler, Maryland

**1939**

**First Team**

George Dewitt, Maryland  
Eddie Johnson, Maryland  
George Knepley, Maryland  
Banks McFadden, Clemson  
Ed Swindell, Duke

**Second Team**

Russ Bergman, Duke  
Jack Bryce, Clemson  
Bill Mann, North Carolina State  
Jim Rennie, North Carolina State  
Jim Waller, Wake Forest

**1940**

**First Team**

George DeWitt, Maryland  
George Glamack, North Carolina  
Banks McFadden, Clemson  
Bill Mock, Duke  
Bill Sweel, Wake Forest

**Second Team**

Clyde Allen, Duke  
Jake Burrows, The Citadel  
Herb Cline, Wake Forest  
Jimmy Howard, North Carolina  
Glenn Price, Duke

**1941**

**First Team**

Chuck Holley, Duke  
Bob Rose, North Carolina  
Emil Sotnyk, VMI  
Cy Valasek, Duke  
Pres Westmoreland, South Carolina

**Second Team**

Bob Foster, VMI  
George Glamack, North Carolina  
Lanny Lofdahl, South Carolina  
Ray Spuhler, Duke  
Ed Stumpf, VMI

**1942**

**First Team**

Herb Cline, Wake Forest  
Glenn Knox, William & Mary  
Bones McKinney, North Carolina State  
Ray Spuhler, Duke  
Al Vandeweghe, William & Mary

**Second Team**

Cedric Loftis, Duke  
Bernie Mock, North Carolina State  
Jack Tabscott, North Carolina State  
Pres Westmoreland, South Carolina  
Matt Zunic, George Washington

**1943**

**First Team**

Bob Gantt, Duke  
John Konizewski, George Washington  
Cedric Loftis, Duke  
Tommy Peters, Davidson  
John Seward, Duke

**Second Team**

Gordon Carver, Duke  
Joe Gallagher, George Washington  
Jim Rausch, George Washington  
John Shumate, The Citadel  
Emil Sotnyk, George Washington

**1944**

**First Team**

Boyce Box, North Carolina  
Gordon Carver, Duke  
Danny Frederick, Virginia Tech  
Bernie Mock, North Carolina  
Bill Wright, Duke

**Second Team**

Harry Bushkar, Virginia Tech  
John Dwell, North Carolina  
Jack Fitch, North Carolina  
Harry Harner, Duke  
Jim Lowry, Davidson

**1945**

**First Team**

Manny Alvarez, North Carolina  
Dan Buckley, Duke  
Gordon Carver, Duke  
Jim Jordan, North Carolina  
Charles Sokol, South Carolina

**Second Team**

John Dillon, North Carolina  
Jack Flynn, Maryland  
Ed Koffenberger, Duke  
Stan Magdziak, William & Mary  
Bob Paxton, North Carolina

**1946**

**First Team**

Harry Bushkar, Virginia Tech  
Ed Loffenberger, Duke  
John Seward, Duke  
Dick Whiting, Duke  
Abner Williams, Wake Forest

**Second Team**

John Dillon, North Carolina  
Joe Hinerman, Wake Forest  
Jim Jordan, North Carolina  
Bones McKinney, North Carolina  
Deran Walters, Wake Forest

**1947**

**First Team**

Al Adams, South Carolina  
Dick Dickey, North Carolina State  
Pete Negley, North Carolina State  
Bob Paxton, North Carolina  
Jim White, North Carolina

**Second Team**

Ed Bartels, North Carolina State  
Bill Cantwell, George Washington  
Jim Hamilton, North Carolina  
Leo Katkavek, North Carolina State  
Barney Kreisberg, George Washington

**1948**

**First Team**

Ed Bartels, North Carolina State  
Jere Bunting, William & Mary  
Leo Katkavek, North Carolina State  
Bob Paxton, North Carolina  
Corren Youmans, Duke

INTRODUCTION

SOUTHERN CONFERENCE

TEAM PROFILES

2007-08 REVIEW

RECORDS

HISTORY

POSTSEASON



# ALL-TOURNAMENT TEAMS

INTRODUCTION

## Second Team

Warren Cartier, North Carolina State  
Buddy Cheek, Davidson  
Dick Dickey, North Carolina State  
Paul Horvath, North Carolina State  
Tommy Hughes, Duke

## 1950

### First Team

Dick Dickey, North Carolina State  
Ed McMillan, William & Mary  
Stan Najeway, Wake Forest  
Sam Ranzino, North Carolina State  
Corren Youmans, Duke

## Second Team

Dayton Allen, Duke  
Vic Bubas, North Carolina State  
Bill Fleming, Duke  
Paul Horvath, North Carolina State  
Jack Mueller, Wake Forest

## 1951

Dick Dickey, North Carolina State  
Dick Groat, Duke  
Ed McMillan, William & Mary  
Stan Najeway, Wake Forest  
Corren Youmans, Duke

## 1952

### First Team

Eddie Becker, West Virginia  
Dick Groat, Duke  
Frank Selvy, Furman  
Bobby Speight, North Carolina State  
Mark Workman, West Virginia

## Second Team

Bill Chambers, William & Mary  
Nield Gordon, Furman  
Bernie Janicki, Duke  
Johnny Snee, Clemson  
Lee Terrill, North Carolina State

## 1953

### First Team

Nield Gordon, Furman  
Dickie Hemic, Wake Forest  
Frank Selvy, Furman  
Gene Shue, Maryland  
Mel Thompson, North Carolina State

## Second Team

Eddie Becker, West Virginia  
Billy Lyles, Wake Forest  
Jim Sottile, West Virginia  
Bobby Speight, North Carolina State  
Jack Williams, Wake Forest

## 1954

Walter Devlin, George Washington  
Ralph Holmes, West Virginia  
Joe Holup, George Washington  
Warren Mills, Richmond  
Frank Selvy, Furman

## 1955

Walter Devlin, George Washington  
Joe Holup, George Washington  
Rod Hundley, West Virginia  
Walt Lysaght, Richmond  
Warren Mills, Richmond

## 1956

Darrell Floyd, Furman  
Dom Flora, Washington & Lee  
Ed Harrison, Richmond  
Rod Hundley, West Virginia  
Walt Lysaght, Richmond

## 1957

Dom Flora, Washington & Lee  
Rod Hundley, West Virginia  
Lee Marshall, Washington & Lee  
Warren Mitchell, Richmond  
Lloyd Sharrar, West Virginia

## 1958

### First Team

Jeff Cohen, William & Mary  
Roy Lange, William & Mary  
Bob Smith, West Virginia  
Bill Telasky, George Washington  
Jerry West, West Virginia

## Second Team

Tom Booker, Richmond  
Howard McDonald, George Washington  
Lloyd Sharrar, West Virginia  
Don Vincent, West Virginia  
Dick Wright, Furman

## 1959

### First Team

Jeff Cohen, William & Mary  
Roy Lange, William & Mary  
Art Musselman, The Citadel  
Lee Patrone, West Virginia  
Jerry West, West Virginia

## Second Team

Ray Graves, The Citadel  
Gene Guarilia, George Washington  
Howard McDonald, George Washington  
Byron Pinson, Furman  
Chris Smith, Virginia Tech

## 1960

### First Team

Jeff Cohen, William & Mary  
Lewis Mills, Virginia Tech  
Lee Patrone, West Virginia  
Chris Smith, Virginia Tech  
Jerry West, West Virginia

## Second Team

Willie Akers, West Virginia  
Jeff Feldman, George Washington  
Norm Halberstadt, VMI  
Bucky Keller, Virginia Tech  
Jim Warren, West Virginia

## 1961

### First Team

Jeff Cohen, William & Mary  
Gary Daniels, The Citadel  
Jon Feldman, George Washington  
Dick Markowitz, George Washington  
Lee Patrone, West Virginia

## Second Team

Don Ardell, George Washington  
Roger Bergey, William & Mary  
Dick Jones, The Citadel  
Chris Smith, Virginia Tech  
Jerry Smith, Furman

## 1962

### First Team

Norm Halberstadt, VMI  
Bucky Keller, Virginia Tech  
Howard Pardue, Virginia Tech  
Rod Thorn, West Virginia  
Kenny Ward, West Virginia


## Second Team

Gary Daniels, The Citadel  
Jon Feldman, George Washington  
Gerald Glur, Furman  
Tom Lowry, West Virginia  
Don Weir, West Virginia

## 1963

### First Team

Fred Hetzel, Davidson  
Bill Jarman, Davidson  
Howard Pardue, Virginia Tech  
Jerry Smith, Furman  
Rod Thorn, West Virginia



Duke's Dick Groat earned all-tournament honors in 1951 and 1952.

SOUTHERN CONFERENCE

TEAM PROFILES

2007-08 REVIEW

RECORDS

HISTORY

POSTSEASON

## Second Team

Frank Alvis, Virginia Tech  
Bob Harris, William & Mary  
Tom Lowry, West Virginia  
Jim McCormick, West Virginia  
Barry Teague, Davidson

## 1964

### First Team

Joe Adamitis, George Washington  
Bill Blair, VMI  
Mark Clark, George Washington  
Fred Hetzel, Davidson  
Charlie Schmaus, VMI

## Second Team

Don Davidson, Davidson  
Ric Duques, George Washington  
Joe Kruszewski, VMI  
Tom Lowry, West Virginia  
Leroy Peacock, Furman

## 1965

### First Team

Bob Camp, West Virginia  
Fred Hetzel, Davidson  
John Leshner, West Virginia  
Martin Morris, William & Mary  
Walter Wenk, William & Mary

## Second Team

Marty Lentz, West Virginia  
Ron Perry, Virginia Tech  
Ben Pomeroy, William & Mary  
John Prosser, VMI  
Dick Snyder, Davidson

## 1966

### First Team

Carl Head, West Virginia  
Rodney Knowles, Davidson  
Charlie Schmaus, VMI  
Dick Snyder, Davidson  
Ron Williams, West Virginia

## Second Team

John Cauacini, West Virginia  
Bobby Lane, Davidson  
Tim Walter, William & Mary  
Spike Welsh, Richmond  
Tom Youngdale, Davidson

## 1967

### First Team

Bob Benfield, West Virginia  
Carl Head, West Virginia  
Wayne Huckel, Davidson  
Ron Williams, West Virginia  
Johnny Moates, Richmond

## Second Team

Doug Bridges, The Citadel  
Tom Green, Richmond  
Rodney Knowles, Davidson  
Ron Panneton, William & Mary  
Dave Reaser, West Virginia

## 1968

### First Team

Carey Bailey, West Virginia  
Dick Esleeck, Furman  
Kenny Foster, Richmond  
Mike Maloy, Davidson  
Ron Williams, West Virginia

## Second Team

Doug Cook, Davidson  
Wayne Huckel, Davidson  
Bob Hummell, West Virginia  
Jerry Kroll, Davidson  
Dave Moser, Davidson

## 1969

### First Team

Doug Cook, Davidson  
Jerry Kroll, Davidson  
Mike Maloy, Davidson  
Jim Modlin, East Carolina  
Harold Rhyne, George Washington

## Second Team

Joe Brunson, Furman  
Wilton Ford, Richmond  
Jim Gregory, East Carolina  
Wayne Huckel, Davidson  
Dave Moser, Davidson

# ALL-TOURNAMENT TEAMS

1970

**First Team**

Joe Brunson, Furman  
Doug Cook, Davidson  
Picot Frazier, Richmond  
Jerry Kroll, Davidson  
Mike Maloy, Davidson

**Second Team**

Bryan Adrian, Davidson  
Frank Owen, Richmond  
Bob Sherwood, William & Mary  
Walt Szczerbiak, George Washington  
Mike Tallent, George Washington

1971

**First Team**

Jim Hewitt, Richmond  
Don Jackson, Furman  
Tom Jasper, William & Mary  
Jerry Martin, Furman  
Joe Sutter, Davidson

**Second Team**

Mike Anastasio, Richmond  
Bernard Collier, Furman  
Ben Ledbetter, The Citadel  
Stan Ryfinski, Richmond  
Lisco Thomas, Furman

1972

**First Team**

Jim Fairley, East Carolina  
Russ Hunt, Furman  
Ernie Pope, East Carolina  
Roy Simpson, Furman  
Jeff Trammell, William & Mary

**Second Team**

Stan Davis, Appalachian State  
John Falconi, Davidson  
Jerry Fisher, William & Mary  
Dave Franklin, East Carolina  
Don Jackson, Furman

1973

**First Team**

Greg Dunn, Davidson  
Fessor Leonard, Furman  
Clyde Mayes, Furman  
Tom Pfingst, William & Mary  
Roy Simpson, Furman

**Second Team**

Mike Arizin, William & Mary  
Jerry Owens, East Carolina  
Mike Sorrentino, Davidson  
Aron Stewart, Richmond  
Nicky White, East Carolina

1974

**First Team**

Mike Arizin, William & Mary  
Greg Dunn, Davidson  
Bob McCurdy, Richmond  
Clyde Mayes, Furman  
Aron Stewart, Richmond

**Second Team**

Chuck Cordell, The Citadel  
Larry Horowitz, Davidson  
Bruce Grimm, Furman  
Fessor Leonard, Furman  
Ed Kelley, Furman

1975

**First Team**

Will Bynum, VMI  
John Lowenhaupt, William & Mary  
Craig Lynch, Furman  
Clyde Mayes, Furman  
Ron Satterthwaite, William & Mary

**Second Team**

Robert Geter, East Carolina  
Michael Hall, Furman  
Larry Hunt, East Carolina  
Fessor Leonard, Furman  
Bob McCurdy, Richmond

1976

**First Team**

Jeff Butler, Richmond  
Will Bynum, VMI  
Ron Carter, VMI  
John Krovic, VMI  
Ron Satterthwaite, William & Mary

**Second Team**

Calvin Bowser, Appalachian State  
Kevin Eastman, Richmond  
Rodney McKeever, The Citadel  
Mike Morton, Richmond  
Jim Strickland, Furman

1977

**First Team**

Ron Carter, VMI  
John Krovic, VMI  
Jonathan Moore, Furman  
Dave Montgomery, VMI  
Tony Searcy, Appalachian State

**Second Team**

Walter Anderson, Appalachian State  
Will Bynum, VMI  
Bruce Grimm, Furman  
Mel Hubbard, Appalachian State  
Jim Ramsey, East Carolina  
Darryl Robinson, Appalachian State

1978

**First Team**

Rodney Arnold, Furman  
Ron Carter, VMI  
Bruce Grimm, Furman  
Harley Major, Marshall  
Jonathan Moore, Furman

**Second Team**

Al Daniel, Furman  
Renaldo Lawrence, Appalachian State  
Darryl Robinson, Appalachian State  
Bubba Wilson, Western Carolina  
Greg Young, Marshall

1979

**First Team**

Al Daniel, Furman  
Renaldo Lawrence, Appalachian State  
Jonathan Moore, Furman  
Darryl Robinson, Appalachian State  
Rick Swing, The Citadel

**Second Team**

Mel Hubbard, Appalachian State  
Randy Nesbit, The Citadel  
Charles Payton, Appalachian State  
Raymond Person, Western Carolina  
Tom Slawson, The Citadel

1980

**First Team**

Michael Hunt, Furman  
Ken Labanowski, Marshall  
Troy Lee Mikell, East Tennessee State  
Jonathan Moore, Furman  
Greg White, Marshall

**Second Team**

James Campbell, Marshall  
Greg Dennis, Western Carolina  
John Fitch, Appalachian State  
George Washington, Marshall  
Ron White, Furman

1981

**First Team**

Ronnie Carr, Western Carolina  
John Fitch, Appalachian State  
Nick Morken, Chattanooga  
Charles Payton, Appalachian State  
Eric Smith, Chattanooga

**Second Team**

Mel Daniel, Furman  
Greg Dennis, Western Carolina  
LaVerne Evans, Marshall  
James Jones, Chattanooga  
Kelvin McMillian, Appalachian State

1982

**First Team**

Jamie Hall, Davidson  
Nick Morken, Chattanooga  
Andre Motley, East Tennessee State  
Russ Schoene, Chattanooga  
Cliff Tribus, Davidson

**Second Team**

Felipe de las Pozas, The Citadel  
Troy Lee Mikell, East Tennessee State  
Winfred Reid, East Tennessee State  
Stanford Strickland, Chattanooga  
Willie White, Chattanooga

1983

**First Team**

Skip Clark, Chattanooga  
Winfred King, East Tennessee State  
Troy Lee Mikell, East Tennessee State  
Kenny Trimier, Western Carolina  
Willie White, Chattanooga

**Second Team**

Felipe de las Pozas, The Citadel  
Noel Gilliard, Furman  
Quinton Lytle, Western Carolina  
George Singleton, Furman  
Regan Truesdale, The Citadel

1984

**First Team**

Jeff Battle, Marshall  
Sam Ervin, Marshall  
LaVerne Evans, Marshall  
Willie White, Chattanooga  
Gerald Wilkins, Chattanooga

**Second Team**

Glenn Clyburn, Appalachian State  
David Lawrence, Appalachian State  
George Singleton, Furman  
Stanford Strickland, Chattanooga  
David Wade, Marshall

1985

**First Team**

Gay Elmore, VMI  
Jeff Guthrie, Marshall  
Skip Henderson, Marshall  
Regan Truesdale, The Citadel  
Gerald Wilkins, Chattanooga

**Second Team**

Jeff Battle, Marshall  
Mike Huffman, VMI  
Bruce Morris, Marshall  
Darren Sawyer, VMI  
Cedric Wins, VMI

1986

**First Team**

Gerry Born, Davidson  
Carliss Jeter, Chattanooga  
Derek Rucker, Davidson  
Wes Stallings, East Tennessee State  
Anthony Tanner, Davidson

**Second Team**

Calvin Cannady, East Tennessee State  
Rod Davis, Appalachian State  
Skip Henderson, Marshall  
James Hunter, Chattanooga  
Clifford Waddy, Western Carolina

1987

**First Team**

John Castile, Furman  
Skip Henderson, Marshall  
Jeff Himes, Davidson  
Rodney Holden, Marshall  
Derek Rucker, Davidson

**Second Team**

Craig Burgess, The Citadel  
Tom Curry, Marshall  
Robert Hill, Western Carolina  
Dwayne Lewis, Marshall  
Floyd Showers, Western Carolina

1988

**First Team**

Lance Fulse, Chattanooga  
Benny Green, Chattanooga  
Skip Henderson, Marshall  
Damon Williams, VMI  
Ramon Williams, VMI

**Second Team**

Greg Dennis, East Tennessee State  
Bobby Gardner, VMI  
Rodney Holden, Marshall  
Keith Jennings, East Tennessee State  
Morris Lyons, Chattanooga

1989

**First Team**

Greg Dennis, East Tennessee State  
Keith Jennings, East Tennessee State  
John Taft, Marshall  
Calvin Talford, East Tennessee State  
Alvin West, East Tennessee State

**Second Team**

Daren Chandler, Chattanooga  
Andre Cunningham, Marshall  
Patrick Elmore, The Citadel  
Bruce Evans, Furman  
Benny Green, Chattanooga  
Gery Strickland, Marshall

1990

**First Team**

Greg Dennis, East Tennessee State  
Keith Jennings, East Tennessee State  
Broderick Parker, Appalachian State  
Kemp Phillips, Appalachian State  
Damon Williams, VMI

**Second Team**

Bruce Evans, Furman  
Sam Gibson, Appalachian State  
Calvin Talford, East Tennessee State  
Alvin West, East Tennessee State  
Ramon Williams, VMI

1991

**First Team**

Terry Boyd, Western Carolina  
Rodney English, East Tennessee State  
Keith Jennings, East Tennessee State  
Derrick Kirce, Chattanooga  
Tim Powers, Appalachian State

**Second Team**

Keith Nelson, Chattanooga  
Broderick Parker, Appalachian State  
Billy Ross, Appalachian State  
Ed Ward, Appalachian State  
Alvin West, East Tennessee State

INTRODUCTION

SOUTHERN CONFERENCE

TEAM PROFILES

2007-08 REVIEW

RECORDS

HISTORY

POSTSEASON



# ALL-TOURNAMENT TEAMS

INTRODUCTION

SOUTHERN CONFERENCE

TEAM PROFILES

2007-08 REVIEW

RECORDS

HISTORY

POSTSEASON

## 1992

### First Team

Greg Dennis, East Tennessee State  
Rodney English, East Tennessee State  
Keith Nelson, Chattanooga  
Kelly Sutton, Chattanooga  
Calvin Talford, East Tennessee State

### Second Team

Terry Boyd, Western Carolina  
Tyrone Phillips, Marshall  
Billy Ross, Appalachian State  
Steve Spurlock, Appalachian State  
LeVert Threats, Chattanooga

## 1993

### First Team

Tim Brooks, Chattanooga  
Jason Niblett, East Tennessee State  
Billy Ross, Appalachian State  
Daymond Woods, Chattanooga  
Charlton Young, Georgia Southern

### Second Team

Tee Jay Jackson, Chattanooga  
Janko Narat, Davidson  
Eric Palmer, East Tennessee State  
Jerry Pelphrey, East Tennessee State  
Gary Robb, Chattanooga

## 1994

### First Team

Brandon Born, Chattanooga  
Chad Copeland, Chattanooga  
Frankie King, Western Carolina  
Janko Narat, Davidson  
Brandon Williams, Davidson

### Second Team

Dante Gay, Georgia Southern  
Steve Harris, Furman  
Warren Johnson, Georgia Southern  
Anquell McCollum, Western Carolina  
Roger Smith, Chattanooga

## 1995

### First Team

Brandon Born, Chattanooga  
Lonnie Edwards, Georgia Southern  
Frankie King, Western Carolina  
Anquell McCollum, Western Carolina  
Chad McClendon, Appalachian State

### Second Team

Emanuel Christophe, Georgia Southern  
Pat Henderson, Chattanooga  
Geoff Herman, East Tennessee State  
Kevin Kullum, Western Carolina  
Kareem Livingston, Appalachian State

## 1996

### First Team

Anquell McCollum, Western Carolina  
Brandon Williams, Davidson  
Junior Braswell, Appalachian State  
Jason Williams, Marshall  
Quinn Harwood, Davidson

### Second Team

Chris Alpert, Davidson  
Joel Fleming, Western Carolina  
Brent Conley, VMI  
Kevin Kullum, Western Carolina  
Maurice Spencer, VMI

## 1997

### First Team

John Brannen, Marshall  
Johnny Taylor, Chattanooga  
Junior Braswell, Appalachian State  
Willie Young, Chattanooga  
Keith Veney, Marshall

## Second Team

Chris Mims, Chattanooga  
Sidney Coles, Marshall  
Landry Kosmalski, Davidson  
Chuck Vincent, Furman  
Tige Darner, Appalachian State

## 1998

### First Team

Marshall Phillips, Appalachian State  
Ben Ebong, Davidson  
Stephen Marshall, Davidson  
Kareem Livingston, Appalachian State  
Mark Donnelly, Davidson

### Second Team

David Phillips, Chattanooga  
Ali Ton, Davidson  
Tyson Patterson, Appalachian State  
Derrick Nix, UNC Greensboro  
Jamie Jenkins, The Citadel

## 1999

### First Team

Marshall Phillips, Appalachian State  
Sedric Webber, College of Charleston  
Matt McMahon, Appalachian State  
Danny Johnson, College of Charleston  
Jody Lumpkin, College of Charleston

### Second Team

Tyson Patterson, Appalachian State  
Jermel President, College of Charleston  
Casey Rogers, Western Carolina  
Cedrick Holmes, Appalachian State  
Rashun Coleman, Chattanooga

## 2000

### First Team

Leighton Bowie, College of Charleston  
Karim Souchu, Furman  
Ian Chadwick, Wofford  
Jody Lumpkin, College of Charleston  
Tyson Patterson, Appalachian State

### Second Team

Starzee Walker, Wofford  
Stanislav Makshantsev, Furman  
Landry Kosmalski, Davidson  
Rufus Leach, Appalachian State  
Shawn Alexander, Appalachian State

## 2001

### First Team

Toot Young, Chattanooga  
Courtney Eldridge, UNC Greensboro  
Sean Peterson, Georgia Southern  
Dusty Pullian, Chattanooga  
David Schuck, UNC Greensboro

### Second Team

Wayne Bernard, Davidson  
Kashien Latham, Georgia Southern  
Jody Lumpkin, College of Charleston  
Jay Joseph, UNC Greensboro  
Ian Chadwick, Wofford


## 2002

### First Team

Jeff Bolton, College of Charleston  
Chris Pearson, Davidson  
Peter Anderer, Davidson  
Leighton Bowie, College of Charleston  
Anthony Thomas, Furman

### Second Team

Courtney Eldridge, UNC Greensboro  
Guilherme Da Luz, Furman  
James Maye, UNC Greensboro  
Emeka Erege, Davidson  
Kenny Zeigler, Furman



Brett James earned first-team all-tournament honors in 2008 after scoring in double figures in all four of Elon's games.

## 2003

### First Team

Tim Smith, East Tennessee State  
Radee Skipworth, VMI  
Ashley Champion, Chattanooga  
Jason Rogan, Chattanooga  
Zakee Wadood, East Tennessee State

### Second Team

Mike Benton, College of Charleston  
Shawn Hall, Appalachian State  
Julius Jenkins, Georgia Southern  
Tim Parker, Chattanooga  
Jerald Fields, East Tennessee State

## 2004

### First Team

Tim Smith, East Tennessee State  
Ashley Champion, Chattanooga  
Alphonso Pugh, Chattanooga  
Jerald Fields, East Tennessee State  
Zakee Wadood, East Tennessee State

### Second Team

Maleye Ndoye, Furman  
Elton Nesbitt, Georgia Southern  
Travis Strong, East Tennessee State  
Chris Brown, Chattanooga  
Thomas Mobley, College of Charleston

## 2005

### First Team

Mindaugas Katelnyas, Chattanooga  
Tim Smith, East Tennessee State  
Kyle Hines, UNC Greensboro  
Josh Gross, UNC Greensboro  
Casey Long, Chattanooga

### Second Team

Brendan Winters, Davidson  
Alphonso Pugh, Chattanooga  
Chris Brown, Chattanooga  
Ricky Hickman, UNC Greensboro  
D.J. Thompson, Appalachian State

## 2006

### First Team

J'Mel Everhart, The Citadel  
Kyle Hines, UNC Greensboro  
D.J. Thompson, Appalachian State  
Ian Johnson, Davidson  
Matt McKillop, Davidson  
Brendan Winters, Davidson

### Second Team

Keddrick Mays, Chattanooga  
Jeremy Clayton, Appalachian State  
Charles Anderson, Chattanooga  
Jerice Crouch, Chattanooga  
Jermaine Johnson, College of Charleston

## 2007

### First Team

Dontaye Draper, College of Charleston  
Stephen Curry, Davidson  
Jermaine Johnson, College of Charleston  
Donte Minter, Appalachian State  
Jason Richards, Davidson

### Second Team

Nick Aldridge, Western Carolina  
Kyle Hines, UNC Greensboro  
Demetrius Scott, Appalachian State  
Jeremy Clayton, Appalachian State  
Josh Jackson, College of Charleston

## 2008

### First Team

Kyle Hines, UNC Greensboro  
Montell Watson, Elon  
Brett James, Elon  
Jason Richards, Davidson  
Stephen Curry, Davidson

### Second Team

Dustin Scott, College of Charleston  
Tony White Jr., College of Charleston  
Thomas Sander, Davidson  
Drew Gibson, Wofford  
Ola Atoyebi, Elon

# SoCon IN THE NCAA TOURNAMENT

<b>1939</b>	<b>Wake Forest:</b> Eastern Regional (0-1)	Ohio State	L	64-52	Regional Semifinal
<b>1941</b>	<b>North Carolina:</b> Fourth in Eastern Regional (0-2)	1941 Pittsburgh	L	26-20	Regional Semifinal
1941		Dartmouth	L	60-59	Regional Third Place
<b>1946</b>	<b>North Carolina:</b> First in Eastern Regional (2-1)	1946 NYU	W	57-49	Regional Semifinal
1946		Ohio State	W	60-57 (OT)	Regional Final
1946		Oklahoma State	L	43-40	Championship Game
<b>1950</b>	<b>North Carolina State:</b> Second in Eastern Regional (2-1)	1950 Holy Cross	W	87-74	Regional Semifinal
1950		CCNY	L	78-73	Regional Final
1950		Baylor	W	53-41	National Consolation
<b>1951</b>	<b>North Carolina State:</b> Fourth in East Regional (1-2)	1951 Villanova	W	67-62	Regional 1st Rd.
1951		Illinois	L	84-70	Regional Semifinal
1951		St. John's	L	71-59	Regional Final
<b>1952</b>	<b>North Carolina State:</b> Third in East Regional (1-1)	1952 St. John's	L	60-49	Regional Semifinal
1952		Penn State	W	69-60	Regional Third Place
<b>1953</b>	<b>Wake Forest:</b> Third in East Regional (1-1)	1953 Holy Cross	L	79-71	Regional Semifinal
1953		Lebanon Valley	W	91-71	Regional Third Place
<b>1954</b>	<b>George Washington:</b> East Regional (0-1)	1954 No. Carolina State	L	75-73	Regional 1st Rd.
<b>1955</b>	<b>West Virginia:</b> East Regional (0-1)	1955 LaSalle	L	95-61	Regional 1st Rd.
<b>1956</b>	<b>West Virginia:</b> East Regional (0-1)	1956 Dartmouth	L	61-59 (2OT)	Regional 1st Rd.
<b>1957</b>	<b>West Virginia:</b> East Regional (0-1)	1957 Canisius	L	64-56	Regional 1st Rd.
<b>1958</b>	<b>West Virginia:</b> East Regional (0-1)	1958 Manhattan	L	89-85	Regional 1st Rd.
<b>1959</b>	<b>West Virginia:</b> First in East Regional (4-1)	1959 Dartmouth	W	82-68	Regional 1st Rd.
1959		Saint Joseph's	W	95-92	Regional Semifinal
1959		Boston University	W	86-82	Regional Final
1959		Louisville	W	94-79	National Semifinal
1959		California	L	71-70	National Final
<b>1960</b>	<b>West Virginia:</b> Third in East Regional (2-1)	1960 Navy	W	94-86	Regional 1st Rd.
1960		NYU	L	82-81 (OT)	Regional Semifinal
1960		Saint Joseph's	W	106-100	Regional Third Place
<b>1961</b>	<b>George Washington:</b> East Regional (0-1)	1961 Princeton	L	84-67	Regional 1st Rd.
<b>1962</b>	<b>West Virginia:</b> East Regional (0-1)	1962 Villanova	L	90-75	
<b>1963</b>	<b>West Virginia:</b> Third in East Regional (2-1)	1963 Connecticut	W	77-71	Regional 1st Rd.
1963		Saint Joseph's	L	97-88	Regional Semifinal
1963		NYU	W	83-73	Regional Third Place
<b>1964</b>	<b>VMI:</b> East Regional (0-1)	1964 Princeton	L	86-60	Regional 1st Rd.
<b>1965</b>	<b>West Virginia:</b> East Regional (0-1)	1965 Providence	L	91-67	Regional 1st Rd.
<b>1966</b>	<b>Davidson:</b> Fourth in East Regional (1-2)	1966 Rhode Island	W	95-65	Regional 1st Rd.
1966		Syracuse	L	94-78	Regional Semifinal
1966		Saint Joseph's	L	92-76	Regional Third Place

Breakdown by School				
School	Appearances	Won	Lost	Pct.
Appalachian State	2	0	2	.000
Chattanooga	9	3	9	.250
College of Charleston	1	0	1	.000
Davidson	10	8	11	.421
East Carolina	1	0	1	.000
East Tennessee State	6	1	6	.143
Furman	6	1	7	.125
George Washington	2	0	2	.000
Marshall	3	0	3	.000
North Carolina	2	2	3	.400
UNC Greensboro	1	0	1	.000
North Carolina State	3	4	4	.500
VMI	3	3	3	.500
Wake Forest	2	1	2	.333
West Virginia	10	8	10	.444
Western Carolina	1	0	1	.000
<b>Total</b>	<b>62</b>	<b>31</b>	<b>66</b>	<b>.320</b>

<b>1967</b>	<b>West Virginia:</b> East Regional (0-1)	1967 Princeton	L	68-57	Regional 1st Rd.
<b>1968</b>	<b>Davidson:</b> Second in East Regional (2-1)	1968 St. John's	W	79-70	Regional 1st Rd.
1968		Columbia	W	61-59 (OT)	Regional Semifinal
1968		North Carolina	L	70-66	Regional Final
<b>1969</b>	<b>Davidson:</b> Second in East Regional (2-1)	1969 Villanova	W	75-61	Regional 1st Rd.
1969		St. John's	W	79-68	Regional Semifinal
1969		North Carolina	L	87-85	Regional Final
<b>1970</b>	<b>Davidson:</b> East Regional (0-1)	1970 St. Bonaventure	L	85-72	Regional 1st Rd.
<b>1971</b>	<b>Furman:</b> East Regional (0-1)	1971 Fordham	L	105-74	Regional 1st Rd.
<b>1972</b>	<b>East Carolina:</b> East Regional (0-1)	3/11/72 Villanova	L	85-70	Regional 1st Rd.
<b>1973</b>	<b>Furman:</b> East Regional (0-1)	3/10/73 Syracuse	L	83-82	Regional 1st Rd.



VMI, led by Ron Carter (13), raced all the way to the East Regional Final in 1976 after defeating Tennessee and DePaul in its first two games.

# SoCon IN THE NCAA TOURNAMENT

INTRODUCTION  
 SOUTHERN CONFERENCE  
 TEAM PROFILES  
 2007-08 REVIEW  
 RECORDS  
 HISTORY  
 POSTSEASON

<b>1974</b>	<b>Furman:</b> Fourth in East Regional (1-2)			
3/9/74	South Carolina	W	75-67	Regional 1st Rd.
3/14/74	Pittsburgh	L	81-78	Regional Semifinal
3/16/74	Providence	L	95-83	Regional Third Place
<b>1975</b>	<b>Furman:</b> East Regional (0-1)			
3/15/75	Boston College	L	82-76	Regional 1st Rd.
<b>1976</b>	<b>VMI:</b> Second in East Regional (2-1)			
3/13/76	Tennessee	W	81-75	Regional 1st Rd.
3/18/76	DePaul	W	71-66 (OT)	Regional Semifinal
3/20/76	Rutgers	L	91-75	Regional Final
<b>1977</b>	<b>VMI:</b> East Regional (1-1)			
3/12/77	Duquesne	W	73-66	Regional 1st Rd.
3/17/77	Kentucky	L	93-78	Regional Semifinal
<b>1978</b>	<b>Furman:</b> East Regional (0-1)			
3/12/78	Indiana	L	63-62	Regional 1st Rd.
<b>1979</b>	<b>Appalachian State:</b> No. 6 Mideast Regional (0-1)			
3/10/79	No. 3 LSU	L	71-57	Regional 2nd Rd.
<b>1980</b>	<b>Furman:</b> No. 10 East Regional to Tennessee, 80-69.			
3/6/80	No. 7 Tennessee	L	80-69	Regional 1st Rd.
<b>1981</b>	<b>Chattanooga:</b> No. 11 Mideast Regional (0-1)			
3/12/81	No. 6 Maryland	L	81-69	Regional 1st Rd.
<b>1982</b>	<b>Chattanooga:</b> No. 10 Mideast Regional (1-1)			
3/12/82	No. 7 N.C. State	W	58-51	Regional 1st Rd.
3/14/82	No. 2 Minnesota	L	62-61	Regional 2nd Rd.
<b>1983</b>	<b>Chattanooga:</b> No. 9 Mideast Regional (0-1)			
3/17/82	No. 8 Maryland	L	52-51	Regional 1st Rd.
<b>1984</b>	<b>Marshall:</b> No. 10 Midwest Regional (0-1)			
3/16/84	No. 7 Villanova	L	84-72	Regional 1st Rd.
<b>1985</b>	<b>Marshall:</b> No. 15 West Regional (0-1)			
3/15/85	No. 2 VCU	L	81-65	Regional 1st Rd.
<b>1986</b>	<b>Davidson:</b> No. 16 Southeast Regional (0-1)			
3/14/85	No. 1 Kentucky	L	75-55	Regional 1st Rd.
<b>1987</b>	<b>Marshall:</b> No. 13 East Regional (0-1)			
3/12/87	No. 4 TCU	L	76-60	Regional 1st Rd.
<b>1988</b>	<b>Chattanooga:</b> No. 16 Southeast Regional (0-1)			
3/17/88	No. 1 Oklahoma	L	94-66	Regional 1st Rd.
<b>1989</b>	<b>East Tennessee State:</b> No. 16 Southeast Regional (0-1)			
3/16/89	No. 1 Oklahoma	L	72-71	Regional 1st Rd.
<b>1990</b>	<b>East Tennessee State:</b> No. 13 Southeast Regional (0-1)			
3/15/90	No. 13 Ga. Tech	L	99-83	Regional 1st Rd.
<b>1991</b>	<b>East Tennessee State:</b> No. 10 Midwest Regional (0-1)			
3/14/91	No. 7 Iowa	L	76-73	Regional 1st Rd.
<b>1992</b>	<b>East Tennessee State:</b> No. 14 Southeast Regional (1-1)			
3/20/92	No. 3 Arizona	W	87-80	Regional 1st Rd.
3/22/92	No. 6 Michigan	L	102-90	Regional 2nd Rd.
<b>1993</b>	<b>Chattanooga:</b> No. 12 Southeast Regional (0-1)			
3/19/93	No. 5 Wake Forest	L	81-58	Regional 1st Rd.
<b>1994</b>	<b>Chattanooga:</b> No. 13 Southeast Regional (0-1)			
3/17	No. 4 Kansas	L	102-73	Regional 1st Rd.
<b>1995</b>	<b>Chattanooga:</b> No. 15 West Regional (0-1)			
3/16/95	No. 2 Connecticut	L	100-71	Regional 1st Rd.
<b>1996</b>	<b>Western Carolina:</b> No. 16 West Regional (0-1)			
3/14/96	No. 1 Purdue	L	73-71	Regional 1st Rd.

<b>1997</b>	<b>Chattanooga:</b> No. 14 Southeast Regional (2-1 Semifinalist)			
3/14/97	No. 3 Georgia	W	73-70	Regional 1st Rd.
3/16/97	No. 6 Illinois	W	63-75	Regional 2nd Rd.
3/21/97	No. 10 Providence	L	71-65	Regional Semifinals
<b>1998</b>	<b>Davidson:</b> No. 14 South Regional (0-1)			
3/13/98	No. 3 Michigan	L	80-61	Regional 1st Rd.
<b>1999</b>	<b>College of Charleston:</b> No. 8 East Regional (0-1)			
3/12/99	No. 9 Tulsa	L	62-53	Regional 1st Rd.
<b>2000</b>	<b>Appalachian State:</b> No. 14 South Regional (0-1)			
3/18/00	No. 3 Ohio State	L	87-61	Regional 1st Rd.
<b>2001</b>	<b>UNC Greensboro:</b> No. 16 West Regional (0-1)			
3/15/01	No. 1 Stanford	L	89-60	Regional 1st Rd.
<b>2002</b>	<b>Davidson:</b> No. 13 West Regional (0-1)			
3/14/02	No. 4 Ohio State	L	69-64	Regional 1st Rd.
<b>2003</b>	<b>East Tennessee State:</b> No. 15 East Regional (0-1)			
3/21/03	No. 2 Wake Forest	L	76-73	Regional 1st Rd.
<b>2004</b>	<b>East Tennessee State:</b> No. 13 Atlanta Regional (0-1)			
3/19/04	No. 4 Cincinnati	L	80-77	Regional 1st Rd.
<b>2005</b>	<b>Chattanooga:</b> No. 15 New Mexico Regional (0-1)			
3/17/05	No. 2 Wake Forest	L	70-54	Regional 1st Rd.
<b>2006</b>	<b>Davidson:</b> No. 15 Dayton Regional (0-1)			
3/17/06	No. 2 Ohio State	L	70-62	Regional 1st Rd.
<b>2007</b>	<b>Davidson:</b> No. 13 Buffalo Regional (0-1)			
3/15/07	No. 4 Maryland	L	82-70	Regional 1st Rd.
<b>2008</b>	<b>Davidson:</b> No. 10 Midwest Regional (3-1)			
3/21/08	No. 7 Gonzaga	W	82-76	Regional 1st Rd.
3/23/08	No. 2 Georgetown	W	74-70	Regional 2nd Rd.
3/28/08	No. 3 Wisconsin	W	73-56	Regional Semifinal
3/30/08	No. 1 Kansas	L	59-57	Regional Final

The NCAA began using seeds in the 1979 NCAA Championship.



*This acrobatic shot by Jason Richards, along with 25 second-half points from Stephen Curry, sent Davidson past No. 2 seed Georgetown and into the Sweet Sixteen in 2008. The Wildcats would make it within two points of the Final Four, falling to eventual national champion Kansas, 59-57, in the Regional Final.*



# SoCon IN THE NIT

<b>1947</b>	<b>North Carolina State</b> (Third place)		
1947	St. John's	W	64-55
1947	Kentucky	L	60-42
1947	West Virginia	W	64-52
<b>1948</b>	<b>North Carolina State</b>		
1948	DePaul	L	75-67
<b>1951</b>	<b>North Carolina State</b>		
1951	Seton Hall	L	71-59
<b>1968</b>	<b>West Virginia</b>		
1968	Dayton	L	87-68
<b>1972</b>	<b>Davidson</b>		
1972	Syracuse	L	81-77
<b>1983</b>	<b>East Tennessee State</b>		
1983	Vanderbilt	L	79-74
<b>1984</b>	<b>Chattanooga</b>		
1984	Georgia	W	74-69
1984	Tennessee	L	68-66
<b>1985</b>	<b>Chattanooga</b>		
1985	Clemson	W	67-65
1985	Lamar	W	85-84
1985	Louisville	L	71-66
<b>1986</b>	<b>Chattanooga</b>		
1986	Georgia	L	95-81
<b>1987</b>	<b>Chattanooga</b>		
1987	Cleveland State	L	92-73
<b>1988</b>	<b>Marshall</b>		
1988	VCU	L	81-80
<b>1991</b>	<b>Furman</b>		
1991	West Virginia	L	86-67
<b>1994</b>	<b>Davidson</b>		
1994	West Virginia	L	85-69
<b>1996</b>	<b>Davidson</b>		
1996	South Carolina	L	100-73
<b>2002</b>	<b>UNC Greensboro</b>		
2002	Memphis	L	82-62
<b>2003</b>	<b>College of Charleston</b>		
2003	Kent State	W	71-66
2003	Providence	L	69-64
<b>2005</b>	<b>Davidson</b>		
2005	VCU	W	77-62
2005	Missouri State	W	82-71
2005	Maryland	L	78-63
<b>2006</b>	<b>Georgia Southern</b>		
2006	Charlotte	L	77-61
<b>2007</b>	<b>Appalachian State</b>		
2007	Mississippi	L	73-59

Breakdown by School				
School	Appearances	Won	Lost	Pct.
Appalachian State	1	0	1	.000
College of Charleston	1	1	1	.500
Chattanooga	4	3	4	.429
Davidson	4	2	4	.333
East Tennessee State	1	0	1	.000
Furman	1	0	1	.000
Marshall	1	0	1	.000
UNC Greensboro	1	0	1	.000
North Carolina State	3	2	3	.400
West Virginia	1	0	1	.000
<b>Total</b>	<b>18</b>	<b>8</b>	<b>18</b>	<b>.308</b>

## Preseason NIT

<b>1989</b>	<b>Chattanooga (0-1)</b>		
1989	North Carolina	L	111-94
<b>1991</b>	<b>East Tennessee State (1-1)</b>		
1991	Brigham Young	W	83-80
1991	Arizona	L	88-79
<b>1998</b>	<b>College of Charleston (0-1)</b>		
1998	Georgia	L	83-64
<b>1999</b>	<b>Davidson (0-1)</b>		
1999	Siena	L	89-79
<b>2002</b>	<b>UNC Greensboro (1-1)</b>		
2002	Wagner	W	84-65
2002	Kansas	L	105-66
<b>2003</b>	<b>Davidson (0-1)</b>		
2003	Texas Tech	L	89-58



The 2006-07 D.J. Thompson-led Appalachian State squad was the last SoCon team to participate in the Postseason NIT.