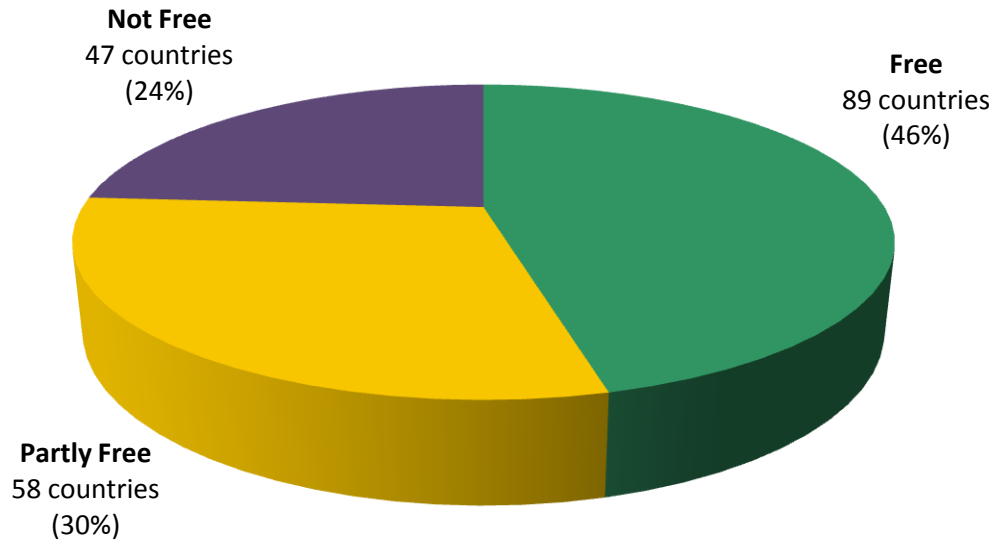
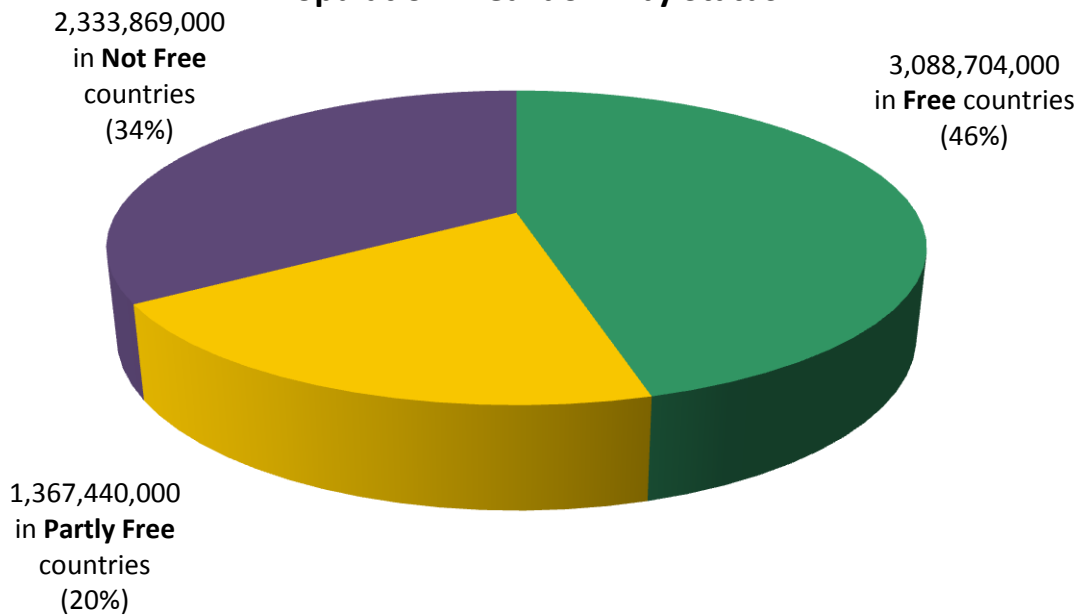


Freedom in the World 2010: Global Data

Country Breakdown by Status



Population Breakdown by Status

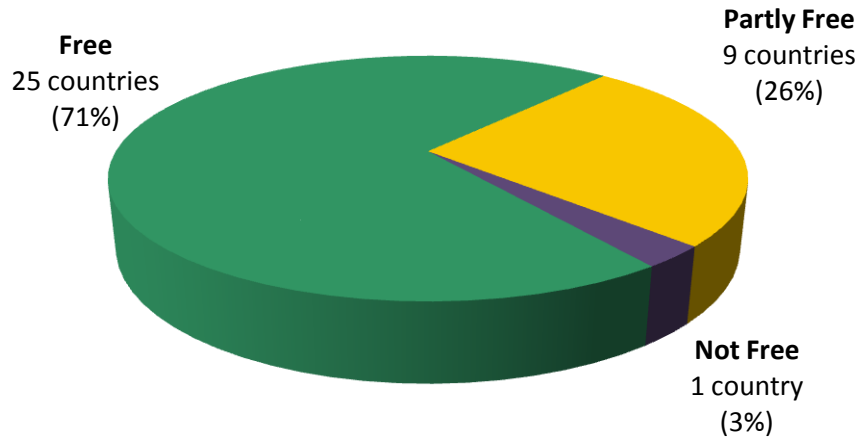


Global Trends in Freedom

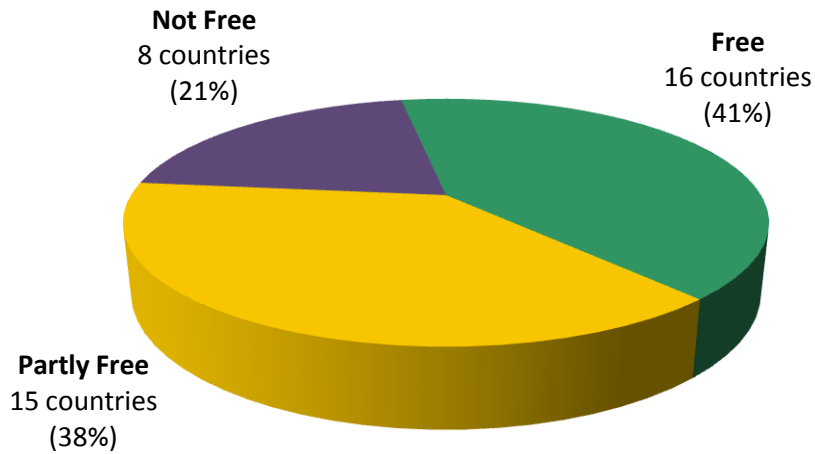
Year Under Review	Free Countries		Partly Free Countries		Not Free Countries	
	Number	%	Number	%	Number	%
1979	51	32	54	33	56	35
1989	61	37	44	26	62	37
1999	85	44	60	31	47	25
2009	89	46	58	30	47	24

Freedom in the World 2010: Regional Data

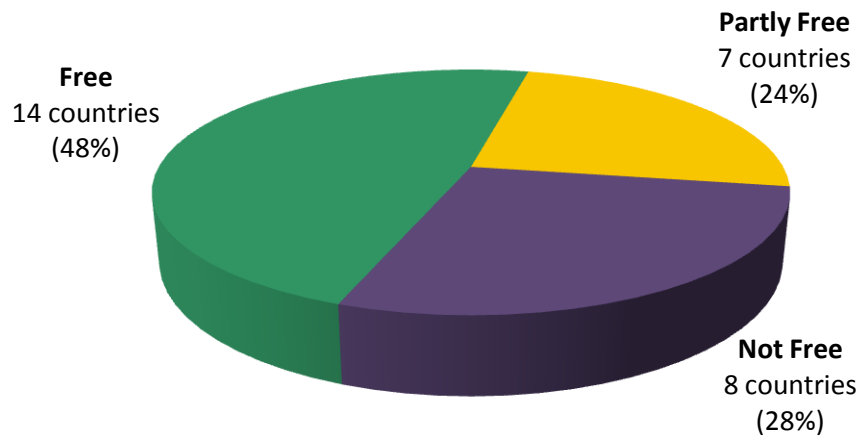
The Americas



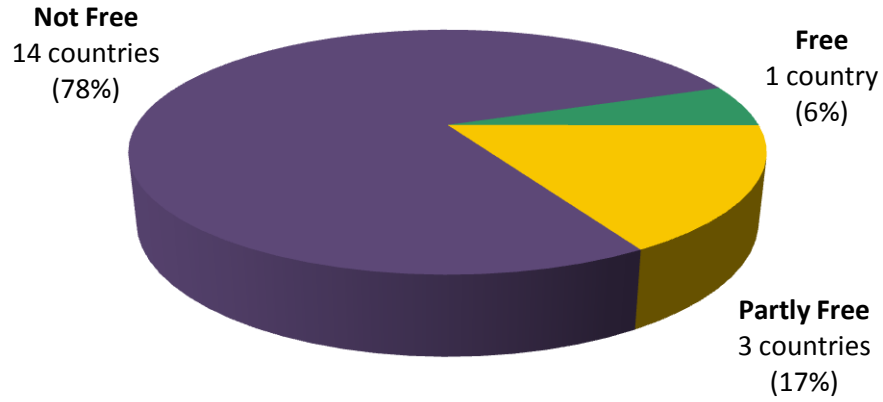
Asia-Pacific



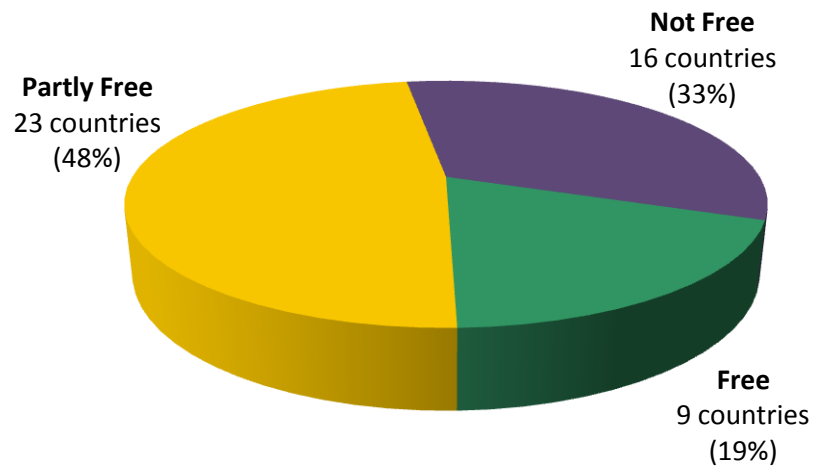
Central and Eastern Europe/Former Soviet Union




Middle East and North Africa



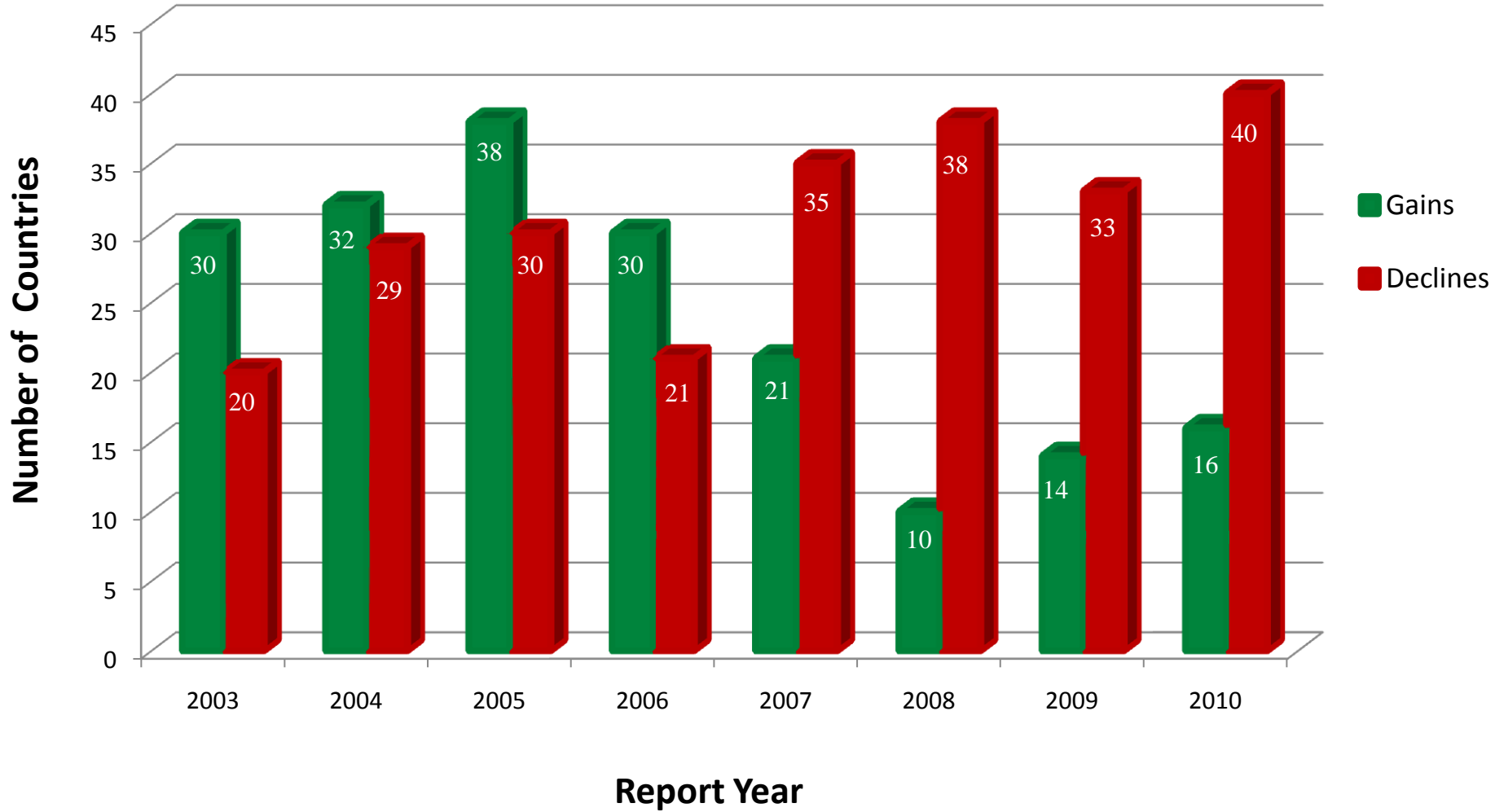
Sub-Saharan Africa



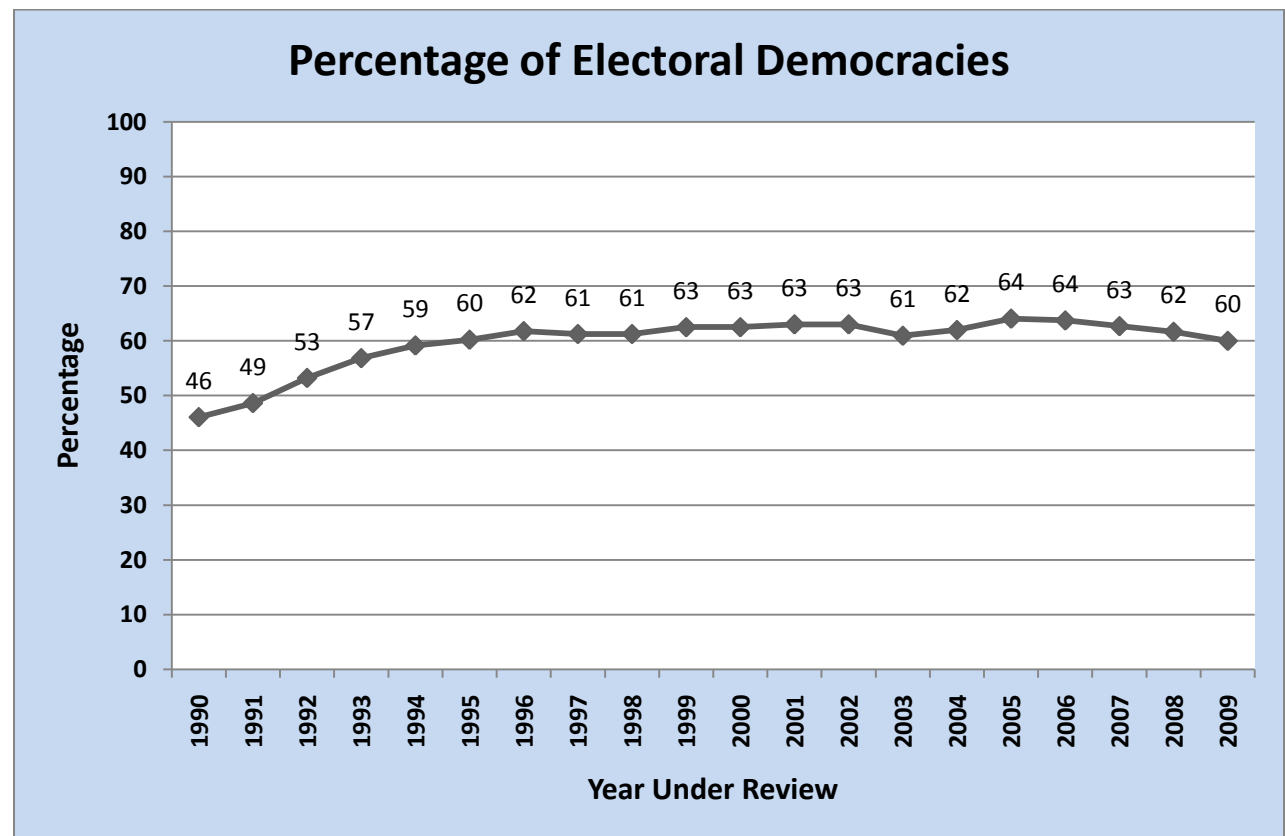
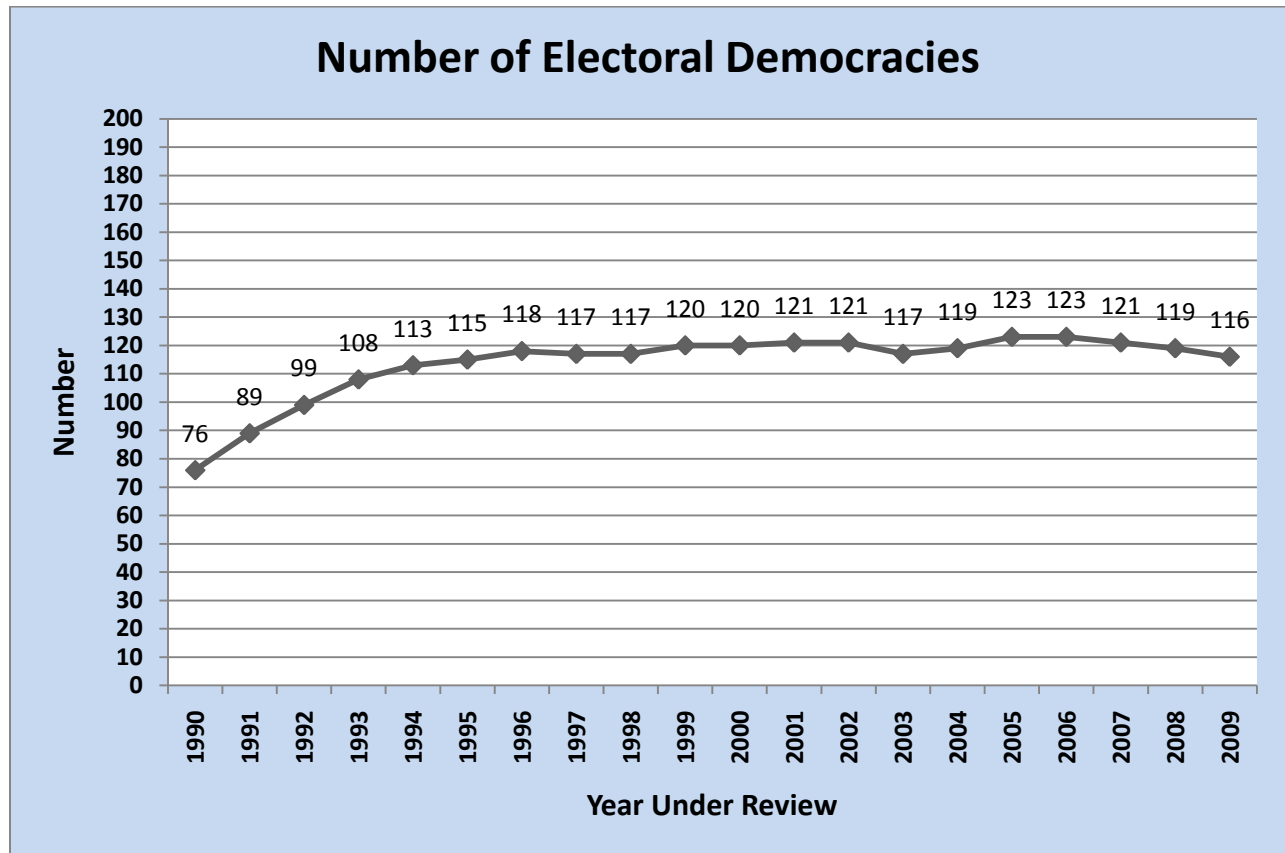
Western Europe



Freedom in the World: Global Gains versus Declines



Freedom in the World: Electoral Democracies, 1999–2009



Freedom in the World: Global Data, 1972–2009

Year Covered	Total Countries	Free Countries		Partly Free Countries		Not Free Countries	
		Number	%	Number	%	Number	%
2009	194	89	46	58	30	47	24
2008	193	89	46	62	32	42	22
2007	193	90	47	60	31	43	22
2006	193	90	47	58	30	45	23
2005	192	89	46	58	30	45	24
2004	192	89	46	54	28	49	26
2003	192	88	46	55	29	49	25
2002	192	89	46	55	29	48	25
2001	192	85	44	59	31	48	25
2000	192	86	45	58	30	48	25
1999	192	85	44	60	31	47	25
1998	191	88	46	53	28	50	26
1997	191	81	42	57	30	53	28
1996	191	79	41	59	31	53	28
1995	191	76	40	62	32	53	28
1994	191	76	40	61	32	54	28
1993	190	72	38	63	33	55	29
1992	186	75	40	73	39	38	21
1991	183	76	42	65	35	42	23
1990	165	65	40	50	30	50	30
1989	167	61	37	44	26	62	37
1988	167	60	36	39	23	68	41
1987	167	58	35	58	35	51	30
1986	167	57	34	57	34	53	32
1985	167	56	34	56	34	55	33
1984	167	53	32	59	35	55	33
1982–1983*	166	52	31	56	34	58	35
1981–1982**	165	54	33	47	28	64	39
1980	162	51	31	51	31	60	37
1979	161	51	32	54	33	56	35
1978	158	47	30	56	35	55	35
1977	155	43	28	48	31	64	41
1976	159	42	26	49	31	68	43
1975	158	40	25	53	34	65	41
1974	152	41	27	48	32	63	41
1973	151	44	29	42	28	65	43
1972	151	44	29	38	25	69	46

* This survey covered events that occurred from 1981 through mid-1982.

** This survey covered events that occurred from mid-1982 through late 1983.

Freedom in the World 2010: Table of Independent Countries

Country	PR	CL	Freedom Status	Trend Arrow
Afghanistan	6 ▼	6	Not Free	
Albania*	3	3	Partly Free	
Algeria	6	5	Not Free	
Andorra*	1	1	Free	
Angola	6	5	Not Free	
Antigua and Barbuda*	3 ▼	2	Free	
Argentina*	2	2	Free	
Armenia	6	4	Partly Free	
Australia*	1	1	Free	
Austria*	1	1	Free	
Azerbaijan	6	5	Not Free	
Bahamas*	1	1	Free	
Bahrain	6 ▼	5	Not Free ▼	
Bangladesh*	3 ▲	4	Partly Free	
Barbados*	1	1	Free	
Belarus	7	6	Not Free	
Belgium*	1	1	Free	
Belize*	1	2	Free	
Benin*	2	2	Free	
Bhutan	4	5	Partly Free	
Bolivia*	3	3	Partly Free	
Bosnia-Herzegovina*	4	3	Partly Free	
Botswana*	3 ▼	2	Free	
Brazil*	2	2	Free	
Brunei	6	5	Not Free	
Bulgaria*	2	2	Free	
Burkina Faso	5	3	Partly Free	
Burma	7	7	Not Free	
Burundi*	4	5	Partly Free	↑
Cambodia	6	5	Not Free	↓
Cameroon	6	6	Not Free	
Canada*	1	1	Free	
Cape Verde*	1	1	Free	
Central African Republic	5	5	Partly Free	
Chad	7	6	Not Free	
Chile*	1	1	Free	
China	7	6	Not Free	
Colombia*	3	4	Partly Free	
Comoros*	3	4	Partly Free	
Congo (Brazzaville)	6	5	Not Free	↓
Congo (Kinshasa)	6	6	Not Free	↓

FREEDOM IN THE WORLD 2010: EROSION OF FREEDOM INTENSIFIES

Country	PR	CL	Freedom Status	Trend Arrow
Costa Rica*	1	1	Free	
Cote d'Ivoire	6	5	Not Free	
Croatia*	1 ▲	2	Free	
Cuba	7	6	Not Free	
Cyprus*	1	1	Free	
Czech Republic*	1	1	Free	
Denmark*	1	1	Free	
Djibouti	5	5	Partly Free	
Dominica*	1	1	Free	
Dominican Republic*	2	2	Free	↓
East Timor*	3	4	Partly Free	
Ecuador*	3	3	Partly Free	
Egypt	6	5	Not Free	
El Salvador*	2	3	Free	
Equatorial Guinea	7	7	Not Free	
Eritrea	7	7 ▼	Not Free	
Estonia*	1	1	Free	
Ethiopia	5	5	Partly Free	↓
Fiji	6	4	Partly Free	
Finland*	1	1	Free	
France*	1	1	Free	
Gabon	6	5 ▼	Not Free ▼	
The Gambia	5	5 ▼	Partly Free	
Georgia	4	4	Partly Free	
Germany*	1	1	Free	
Ghana*	1	2	Free	
Greece*	1	2	Free	
Grenada*	1	2	Free	
Guatemala*	4 ▼	4	Partly Free	
Guinea	7	6 ▼	Not Free	
Guinea-Bissau*	4	4	Partly Free	
Guyana*	2	3	Free	↓
Haiti*	4	5	Partly Free	
Honduras	4 ▼	4 ▼	Partly Free	
Hungary*	1	1	Free	
Iceland*	1	1	Free	
India*	2	3	Free	
Indonesia*	2	3	Free	
Iran	6	6	Not Free	↓
Iraq	5 ▲	6	Not Free	
Ireland*	1	1	Free	
Israel*	1	2	Free	
Italy*	1	2	Free	

FREEDOM IN THE WORLD 2010: EROSION OF FREEDOM INTENSIFIES

Country	PR	CL	Freedom Status	Trend Arrow
Jamaica*	2	3	Free	
Japan*	1	2	Free	
Jordan	6 ▼	5	Not Free ▼	
Kazakhstan	6	5	Not Free	↓
Kenya	4	4 ▼	Partly Free	
Kiribati*	1	1	Free	
Kosovo	5 ▲	4 ▲	Partly Free ▲	
Kuwait	4	4	Partly Free	
Kyrgyzstan	6 ▼	5 ▼	Not Free ▼	
Laos	7	6	Not Free	
Latvia*	2	1	Free	
Lebanon	5	3 ▲	Partly Free	
Lesotho*	3 ▼	3	Partly Free ▼	
Liberia*	3	4	Partly Free	
Libya	7	7	Not Free	
Liechtenstein*	1	1	Free	
Lithuania*	1	1	Free	
Luxembourg*	1	1	Free	
Macedonia*	3	3	Partly Free	↑
Madagascar	6 ▼	4 ▼	Partly Free	
Malawi*	3 ▲	4	Partly Free	
Malaysia	4	4	Partly Free	
Maldives*	3 ▲	4	Partly Free	
Mali*	2	3	Free	
Malta*	1	1	Free	↓
Marshall Islands*	1	1	Free	
Mauritania	6	5	Not Free	
Mauritius*	1	2	Free	
Mexico*	2	3	Free	
Micronesia*	1	1	Free	
Moldova*	3 ▲	4	Partly Free	
Monaco*	2	1	Free	
Mongolia*	2	2	Free	↑
Montenegro*	3	2 ▲	Free ▲	
Morocco	5	4	Partly Free	↓
Mozambique	4 ▼	3	Partly Free	
Namibia*	2	2	Free	
Nauru*	1	1	Free	
Nepal	4	4	Partly Free	
Netherlands*	1	1	Free	
New Zealand*	1	1	Free	
Nicaragua*	4	4 ▼	Partly Free	
Niger	5 ▼	4	Partly Free	

FREEDOM IN THE WORLD 2010: EROSION OF FREEDOM INTENSIFIES

Country	PR	CL	Freedom Status	Trend Arrow
Nigeria	5	4	Partly Free	↓
North Korea	7	7	Not Free	↓
Norway*	1	1	Free	
Oman	6	5	Not Free	
Pakistan	4	5	Partly Free	
Palau*	1	1	Free	
Panama*	1	2	Free	
Papua New Guinea*	4	3	Partly Free	
Paraguay*	3	3	Partly Free	
Peru*	2	3	Free	
Philippines	4	3	Partly Free	↓
Poland*	1	1	Free	
Portugal*	1	1	Free	
Qatar	6	5	Not Free	
Romania*	2	2	Free	
Russia	6	5	Not Free	↓
Rwanda	6	5	Not Free	
Saint Kitts and Nevis*	1	1	Free	
Saint Lucia*	1	1	Free	
Saint Vincent and Grenadines*	2	1	Free	
Samoa*	2	2	Free	
San Marino*	1	1	Free	
Sao Tome and Principe*	2	2	Free	
Saudi Arabia	7	6	Not Free	
Senegal*	3	3	Partly Free	
Serbia*	2 ▲	2	Free	
Seychelles*	3	3	Partly Free	
Sierra Leone*	3	3	Partly Free	
Singapore	5	4	Partly Free	
Slovakia*	1	1	Free	↓
Slovenia*	1	1	Free	
Solomon Islands	4	3	Partly Free	
Somalia	7	7	Not Free	
South Africa*	2	2	Free	
South Korea*	1	2	Free	
Spain*	1	1	Free	
Sri Lanka*	4	4	Partly Free	
Sudan	7	7	Not Free	
Suriname*	2	2	Free	
Swaziland	7	5	Not Free	
Sweden*	1	1	Free	
Switzerland*	1	1	Free	↓
Syria	7	6	Not Free	

FREEDOM IN THE WORLD 2010: EROSION OF FREEDOM INTENSIFIES

Country	PR	CL	Freedom Status	Trend Arrow
Taiwan*	1 ▲	2 ▼	Free	
Tajikistan	6	5	Not Free	
Tanzania	4	3	Partly Free	
Thailand	5	4	Partly Free	
Togo	5	4 ▲	Partly Free	
Tonga	5	3	Partly Free	
Trinidad and Tobago*	2	2	Free	
Tunisia	7	5	Not Free	
Turkey*	3	3	Partly Free	↓
Turkmenistan	7	7	Not Free	
Tuvalu*	1	1	Free	
Uganda	5	4	Partly Free	
Ukraine*	3	2	Free	
United Arab Emirates	6	5	Not Free	
United Kingdom*	1	1	Free	
United States*	1	1	Free	
Uruguay*	1	1	Free	
Uzbekistan	7	7	Not Free	
Vanuatu*	2	2	Free	
Venezuela	5 ▼	4	Partly Free	
Vietnam	7	5	Not Free	↓
Yemen	6 ▼	5	Not Free ▼	
Zambia*	3	4 ▼	Partly Free	
Zimbabwe	6 ▲	6	Not Free	

PR and CL stand for political rights and civil liberties, respectively; 1 represents the most free and 7 the least free rating. The ratings reflect an overall judgment based on survey results.

▲ ▼ up or down indicates a change in political rights, civil liberties, or status since the last survey.

↑ ↓ up or down indicates a trend of positive or negative changes that took place but that were not sufficient to result in a change in political rights or civil liberties ratings of 1-7.

* indicates a country's status as an electoral democracy.

NOTE: The ratings reflect global events from January 1, 2009, through December 31, 2009.

Freedom in the World 2010: Table of Related Territories

Territory	PR	CL	Freedom Status	Trend Arrow
Hong Kong	5	2	Partly Free	
Puerto Rico	1	1	Free	

Freedom in the World 2010: Table of Disputed Territories

Territory	PR	CL	Freedom Status	Trend Arrow
Abkhazia	5	5	Partly Free	
Indian Kashmir	4 ▲	4	Partly Free	
Israeli-Occupied Territories	6	6	Not Free	
Nagorno-Karabakh	5	5	Partly Free	
Northern Cyprus	2	2	Free	
Pakistani Kashmir	6	5	Not Free	↑
Palestinian Authority– Administered Territories	6 ▼	6	Not Free	
Somaliland	5	5 ▼	Partly Free	
South Ossetia	7	6	Not Free	↓
Tibet	7	7	Not Free	
Transnistria	6	6	Not Free	
Western Sahara	7	6	Not Free	