



# **WTCC**

## **FIA World Touring Car Championship**

*Rounds 3 & 4*  
Zolder, Belgium  
22 – 24 April 2011



Timing and Results by MST Systems Ltd

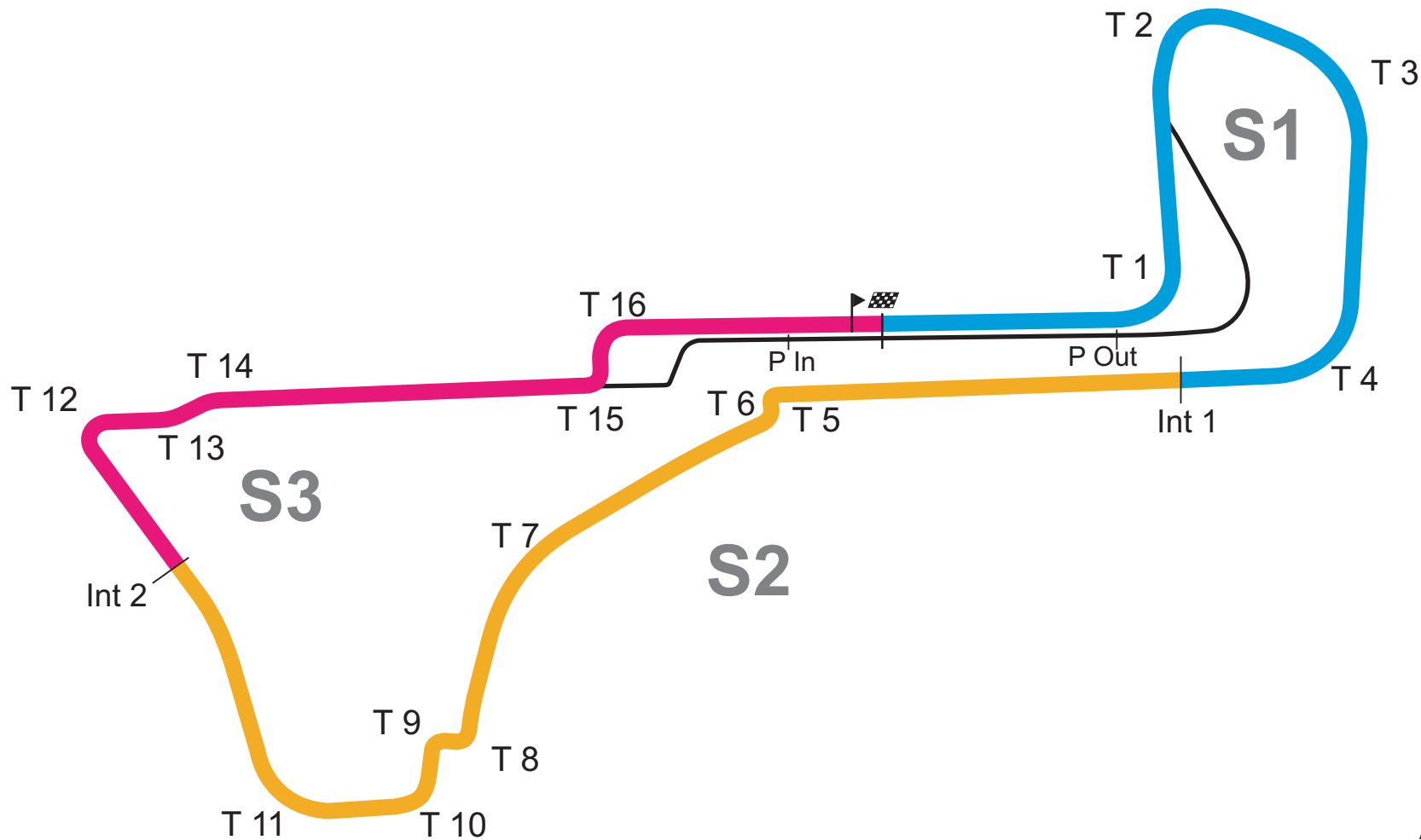
[www.fiawtcc.com](http://www.fiawtcc.com)

[www.mstworld.com](http://www.mstworld.com)



Zolder, Belgium  
22 - 24th April 2011

—▲	Start Line
▣	Finish "Line"
Start Line Offset	-9,5 m
Int 1 = @	1,366 Km
Int 2 = @	2,851 Km
Circuit Centerline	4,000 Km
Pit in @	3,885 Km
Pit out @	0,290 Km
Pit in to Pit out	0,284 Km
A lap by the Pits	4,108 Km
T = Turn Number	S = Sector



**2011 FIA World Touring Car Championship**  
**TEST SESSION**

POS	NO	CLS	DRIVER	NAT	CAR	TIME	LAPS	GAP	KPH
1	3		Gabriele TARQUINI	ITA	SEAT Leon 2.0 TDI	1:39.726	12		144.39
2	8		Alain MENU	CHE	Chevrolet Cruze 1.6T	1:39.765	11	0.039	144.33
3	2		Robert HUFF	GBR	Chevrolet Cruze 1.6T	1:40.050	8	0.324	143.92
4	15		Tom CORONEL	NLD	BMW 320 TC	1:40.132	11	0.406	143.81
5	1		Yvan MULLER	FRA	Chevrolet Cruze 1.6T	1:40.308	11	0.582	143.55
6	17	Y	Michel NYKJAER	DNK	SEAT Leon 2.0 TDI	1:40.520	11	0.794	143.25
7	7	Y	Fredy BARTH	CHE	SEAT Leon 2.0 TDI	1:40.694	11	0.968	143.00
8	11	Y	Kristian POULSEN	DNK	BMW 320 TC	1:40.700	14	0.974	142.99
9	9	Y	Darryl O'YOUNG	HKG	Chevrolet Cruze 1.6T	1:40.951	13	1.225	142.64
10	30		Robert DAHLGREN	SWE	Volvo C30	1:41.018	9	1.292	142.54
11	25	Y	Mehdi BENNANI	MAR	BMW 320 TC	1:41.041	15	1.315	142.51
12	12	Y	Franz ENGSTLER	DEU	BMW 320 TC	1:41.051	10	1.325	142.50
13	20	Y	Javier VILLA	ESP	BMW 320 TC	1:41.165	15	1.439	142.34
14	74	Y	Pepe ORIOLA	ESP	SEAT Leon 2.0 TDI	1:41.224	10	1.498	142.25
15	18		Tiago MONTEIRO	PRT	SEAT Leon 2.0 TDI	1:41.308	11	1.582	142.14
16	5	Y	Norbert MICHELISZ	HUN	BMW 320 TC	1:41.313	14	1.587	142.13
17	65	Y	Marchy LEE	HKG	BMW 320 TC	1:41.756	12	2.030	141.51
18	4	Y	Aleksei DUDUKALO	RUS	SEAT Leon 2.0 TDI	1:42.806	7	3.080	140.07
19	10	Y	Yukinori TANIGUCHI	JPN	Chevrolet Cruze 1.6T	1:43.752	12	4.026	138.79
20	35	Y	Urs SONDEREGGER	CHE	BMW 320 TC	1:44.932	13	5.206	137.23
21	21	Y	Fabio FABIANI	ITA	BMW 320si	1:46.609	13	6.883	135.07

Zolder

Circuit Length = 4.0000 km.

Start: 14:00 End: 14:37

Weather/Track: Sun 25C/Dry 31C

Race Director:	Steward:	Timekeeper:	Issued at:
----------------	----------	-------------	------------

# 2011 FIA World Touring Car Championship Test Session - Sector Analysis Report

Lap S1 Time S1 Spd S2 Time S2 Spd S3 Time S3 Spd Lap Time Pit Lap S1 Time S1 Spd S2 Time S2 Spd S3 Time S3 Spd Lap Time Pit

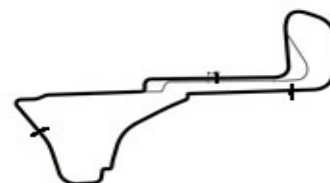
1 MULLER						FRA		Chevrolet Cruze 1.6T							
1	10:45.842	175.6	40.896	180.6	45.237	12:11.975	Pit	7	8:29.975	176.5	38.439	181.2	32.698	176.2	9:41.112
2	2:34.010	175.9	37.689	175.3	34.905	177.2	3:46.604	8	32.020	176.8	36.791	182.7	31.548	175.3	1:40.359
3	31.953	177.1	37.065	182.7	31.290	176.2	1:40.308	9	32.669	178.7	37.833	181.5	45.876		1:56.378 Pit
4	32.262	178.0	36.908	182.1	31.384	174.4	1:40.554	10	3:04.031	144.0	48.260	132.0	33.689	180.0	4:25.980
5	36.578	156.0	44.031	144.0	49.795		2:10.404 Pit	11	32.014	177.7	41.699	138.1	35.058	177.2	1:48.771
6	4:39.101	178.4	44.722	141.5	32.059	175.3	5:55.882								

2 HUFF						GBR		Chevrolet Cruze 1.6T							
1	10:50.217	173.1	38.829	181.8	47.927	12:16.973	Pit	6	13:50.032	175.0	38.341	180.6	32.217	175.3	15:00.590
2	3:13.658	178.0	38.521	182.4	36.889	178.1	4:29.068	7	33.145	167.1	40.073	117.7	1:13.904		2:27.122 Pit
3	31.940	179.0	36.849	183.3	31.261	175.3	1:40.050	8	5:13.499	111.2	54.512	130.1	36.964	100.8	6:44.975
4	32.521	176.2	36.976	182.1	31.466	176.2	1:40.963								
5	34.218	174.0	38.192	182.1	45.306		1:57.716 Pit								

3 TARQUINI						ITA		SEAT Leon 2.0 TDI							
1	10:56.361	172.8	40.343	177.0	47.538	12:24.242	Pit	8	32.056	180.0	36.769	184.6	31.023	180.0	1:39.848
2	2:45.478	176.2	38.314	184.9	31.688	179.0	3:55.480	9	31.775	181.2	36.688	183.9	31.263	180.9	1:39.726
3	32.386	178.4	37.377	184.3	31.179	178.1	1:40.942	10	36.559	166.3	42.469	167.4	32.014	182.8	1:51.042
4	32.324	177.7	36.984	184.9	31.387	179.0	1:40.695	11	32.110	177.7	37.116	185.2	32.122	179.0	1:41.348
5	36.051	171.4	40.516	170.3	46.402		2:02.969 Pit	12	32.197	179.6	36.939	183.6	31.673	178.1	1:40.809
6	4:17.893	175.6	38.829	158.8	32.165	179.0	5:28.887								
7	9:05.413	171.4	39.612	180.3	32.500	180.9	10:17.525								

4 DUDUKALO						RUS		SEAT Leon 2.0 TDI						Y			
1	11:00.701	170.8	41.367	157.6	48.477	12:30.545	Pit	5	33.008	178.0	38.067	179.1	31.919	177.2	1:42.994		
2	3:06.105	176.2	40.237	183.0	32.367	179.0	4:18.709	6	32.991	174.6	38.220	183.6	31.954	177.2	1:43.165		
3	33.355	178.4	38.113	184.9	32.018	176.2	1:43.486	7	33.096	175.6	37.673	184.3	32.081	178.1	1:42.850		
4	33.247	178.4	37.523	182.4	32.036	176.2	1:42.806										

5 MICHELISZ						HUN		BMW 320 TC						Y			
1	12:43.881	171.1	40.280	182.1	32.139	179.0	13:56.300	9	9:45.165	175.6	41.104	183.3	32.946	180.0	10:59.215		
2	33.372	175.9	37.852	183.6	31.551	178.1	1:42.775	10	32.664	178.0	37.265	185.8	31.384	176.2	1:41.313		
3	32.691	178.4	38.020	180.9	31.247	179.0	1:41.958	11	32.523	175.9	37.441	183.9	32.106	179.0	1:42.070		
4	32.560	178.0	38.483	183.3	31.292	179.0	1:42.335	12	33.007	177.7	38.941	179.4	31.820	181.9	1:43.768		
5	32.753	178.0	38.210	183.0	31.514	179.0	1:42.477	13	33.203	165.2	38.178	184.3	31.454	180.9	1:42.835		
6	33.041	177.1	37.643	184.3	32.127	177.2	1:42.811	14	32.684	177.1	37.540	184.6	42.956		1:53.180 Pit		
7	32.773	177.1	37.562	183.9	31.353	180.0	1:41.688										
8	34.574	175.0	40.813	178.5	47.722		2:03.109 Pit										



Weather/Track: Sun 24C/Dry 37C

Circuit Length - 4.00 kilometres  
Zolder

# 2011 FIA World Touring Car Championship Test Session - Sector Analysis Report

Lap S1 Time S1 Spd S2 Time S2 Spd S3 Time S3 Spd Lap Time Pit Lap S1 Time S1 Spd S2 Time S2 Spd S3 Time S3 Spd Lap Time Pit

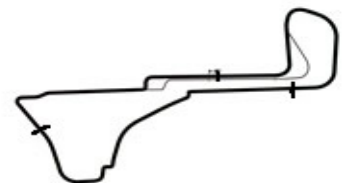
7 BARTH				CHE				SEAT Leon 2.0 TDI				Y			
1	11:08.417	152.9	39.834	176.4	50.136	12:38.387	Pit	7	32.281	179.6	37.117	181.5	31.296	180.0	1:40.694
2	2:46.940	176.5	38.625	182.4	31.861	176.2	3:57.426	8	32.093	179.0	37.280	183.3	31.434	181.9	1:40.807
3	32.711	180.0	37.597	182.4	31.610	177.2	1:41.918	9	32.420	177.4	38.604	183.6	36.606	130.0	1:47.630
4	32.498	179.3	37.629	183.0	31.827	176.2	1:41.954	10	39.395	133.3	49.431	133.4	34.689	179.0	2:03.515
5	33.249	175.9	38.327	174.1	44.118	1:55.694	Pit	11	32.594	178.7	41.221	125.5	36.245	180.0	1:50.060
6	14:09.337	156.7	44.249	143.4	34.388	180.0	15:27.974								

8 MENU				CHE				Chevrolet Cruze 1.6T							
1	10:53.369	167.1	41.399	176.4	45.431	12:20.199	Pit	7	12:11.903	170.8	39.065	177.0	32.652	178.1	13:23.620
2	5:04.155	173.4	40.149	175.6	33.357	177.2	6:17.661	8	31.929	178.7	37.082	182.7	31.230	179.0	1:40.241
3	33.259	153.1	43.564	180.0	36.002	176.2	1:52.825	9	31.839	179.3	36.735	182.7	31.191	178.1	1:39.765
4	34.634	178.0	39.465	145.3	32.686	177.2	1:46.785	10	37.169	136.0	48.133	128.4	34.369	179.0	1:59.671
5	32.369	176.8	38.550	181.2	36.245	179.0	1:47.164	11	31.947	178.0	36.966	182.1	31.262	176.2	1:40.175
6	32.371	177.7	39.289	158.5	44.953	1:56.613	Pit								

9 O'YOUNG				HKG				Chevrolet Cruze 1.6T				Y			
1	11:17.175	169.6	41.689	172.8	34.429	171.0	12:33.293	8	9:28.756	157.2	43.829	174.1	32.558	176.2	10:45.143
2	33.692	172.6	38.704	179.1	32.168	176.2	1:44.564	9	32.192	177.1	37.311	182.4	31.448	176.2	1:40.951
3	33.126	175.6	38.431	181.8	31.899	177.2	1:43.456	10	32.397	176.5	37.205	182.4	31.498	177.2	1:41.100
4	32.650	176.2	37.648	182.4	31.575	175.3	1:41.873	11	32.376	173.7	37.556	182.4	31.546	177.2	1:41.478
5	35.184	167.4	41.998	172.2	49.206	2:06.388	Pit	12	32.447	175.9	37.482	183.0	31.635	177.2	1:41.564
6	4:12.487	172.6	39.816	182.4	31.654	179.0	5:23.957	13	32.820	172.3	38.075	182.1	31.616	177.2	1:42.511
7	32.567	177.1	37.234	182.4	31.424	176.2	1:41.225								

10 TANIGUCHI				JPN				Chevrolet Cruze 1.6T				Y			
1	12:18.190	166.0	42.111	170.8	34.008	168.4	13:34.309	8	33.343	172.6	38.429	180.6	32.310	172.7	1:44.082
2	35.254	169.4	39.954	177.3	32.799	172.7	1:48.007	9	33.511	172.8	38.860	179.4	33.159	176.2	1:45.530
3	34.796	171.4	39.583	178.5	32.607	171.0	1:46.986	10	33.784	175.0	40.282	180.6	34.636	171.8	1:48.702
4	34.857	171.4	40.833	179.1	35.520	174.4	1:51.210	11	34.536	174.0	38.107	180.3	32.120	174.4	1:44.763
5	34.514	169.9	40.033	180.6	32.445	172.7	1:46.992	12	32.905	174.3	38.512	180.0	32.335	173.6	1:43.752
6	36.347	135.8	50.906	123.2	58.519	2:25.772	Pit								
7	12:44.002	165.5	42.214	174.7	33.954	172.7	14:00.170								

11 POULSEN				DNK				BMW 320 TC				Y			
1	11:06.625	146.7	49.406	93.8	40.179	70.5	12:36.210	9	32.247	178.0	37.266	185.5	31.187	178.1	1:40.700
2	39.468	167.4	43.509	179.1	31.551	182.8	1:54.528	10	32.346	178.0	37.205	183.3	34.347	135.7	1:43.898
3	33.094	176.2	36.700	185.2	31.273	178.1	1:41.067	11	34.375	176.8	38.192	180.0	31.570	183.8	1:44.137
4	32.539	177.7	37.391	185.2	32.079	179.0	1:42.009	12	32.810	174.3	37.813	182.4	31.635	184.8	1:42.258
5	32.810	175.9	37.830	185.2	31.739	179.0	1:42.379	13	32.223	175.9	37.346	184.3	31.390	180.9	1:40.959
6	40.059	126.6	41.974	173.9	32.298	179.0	1:54.331	14	32.686	175.9	37.360	183.3	31.400	180.0	1:41.446
7	41.484	124.7	53.310	110.5	55.933	2:30.727	Pit								
8	11:56.313	170.2	38.855	183.0	32.071	180.0	13:07.239								



Weather/Track: Sun 24C/Dry 37C

Circuit Length - 4.00 kilometres  
Zolder

## 2011 FIA World Touring Car Championship Test Session - Sector Analysis Report

Lap    S1 Time S1 Spd    S2 Time S2 Spd    S3 Time S3 Spd    Lap Time Pit    Lap    S1 Time S1 Spd    S2 Time S2 Spd    S3 Time S3 Spd    Lap Time Pit

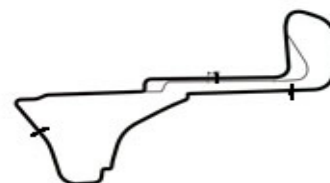
12    ENGSTLER				DEU			BMW 320 TC			Y					
1	11:06.778	168.0	40.235	173.6	49.658	12:36.671	Pit	7	32.297	180.3	37.032	183.3	31.722	181.9	1:41.051
2	3:26.259	177.1	37.992	180.0	31.695	180.0	4:35.946	8	32.968	178.0	37.548	183.0	34.209	180.0	1:44.725
3	32.571	178.4	38.668	178.8	35.256	179.0	1:46.495	9	32.758	177.4	37.577	180.3	31.474	182.8	1:41.809
4	3:02.357	164.4	40.405	180.3	47.207	4:29.969	Pit	10	32.513	176.5	37.189	182.7	31.865	179.0	1:41.567
5	12:38.370	146.2	40.887	181.2	33.816	180.9	13:53.073								
6	33.015	175.0	38.648	183.9	32.396	181.9	1:44.059								

15    CORONEL				NLD			BMW 320 TC			Y					
1	10:53.758	171.1	39.667	182.4	32.380	176.2	12:05.805	7	32.016	179.3	37.099	185.2	31.133	180.0	1:40.248
2	32.736	173.4	37.194	180.9	31.444	179.0	1:41.374	8	10:03.255	175.6	39.819	180.3	32.548	180.0	11:15.622
3	32.365	177.7	36.806	184.9	31.218	179.0	1:40.389	9	32.160	177.7	36.828	185.8	31.144	180.9	1:40.132
4	32.559	178.0	37.486	185.2	31.561	177.2	1:41.606	10	32.056	178.7	36.888	185.5	32.030	172.7	1:40.974
5	34.099	164.1	40.781	159.7	44.192	1:59.072	Pit	11	33.133	174.6	46.976	97.2	59.014		2:19.123 Pit
6	3:48.305	155.3	44.896	148.7	33.884	180.9	5:07.085								

17    NYKJAER				DNK			SEAT Leon 2.0 TDI			Y					
1	10:59.107	169.9	41.994	161.9	45.685	12:26.786	Pit	7	32.365	179.0	36.815	184.6	31.369	180.0	1:40.549
2	3:10.842	175.0	38.131	183.9	32.525	178.1	4:21.498	8	32.147	178.4	38.385	181.5	31.915	179.0	1:42.447
3	32.588	178.7	37.115	183.6	31.633	178.1	1:41.336	9	32.358	177.7	36.810	183.6	31.352	180.9	1:40.520
4	32.240	179.0	37.633	179.1	31.772	177.2	1:41.645	10	32.350	177.7	36.903	184.9	31.461	181.9	1:40.714
5	34.224	177.4	37.149	183.6	45.847	1:57.220	Pit	11	34.241	173.1	40.595	171.1	43.973		1:58.809 Pit
6	13:52.069	175.9	42.900	164.6	35.499	179.0	15:10.468								

18    MONTEIRO				PRT			SEAT Leon 2.0 TDI			Y					
1	10:58.349	166.6	42.282	163.8	35.018	172.7	12:15.649	7	32.571	179.6	39.241	179.4	31.547	180.0	1:43.359
2	34.298	174.0	40.953	152.3	35.120	172.7	1:50.371	8	32.184	178.4	37.430	183.6	31.896	178.1	1:41.510
3	34.686	172.3	39.589	176.4	48.007	2:02.282	Pit	9	32.610	178.0	37.095	181.5	31.603	178.1	1:41.308
4	7:57.757	175.3	37.811	182.1	33.931	178.1	9:09.499	10	32.878	177.1	37.181	183.3	31.929	176.2	1:41.988
5	32.683	175.0	37.532	183.6	31.516	176.2	1:41.731	11	32.603	176.8	37.170	182.7	31.865	173.6	1:41.638
6	9:00.390	173.7	43.015	160.2	35.423	178.1	10:18.828								

20    VILLA				ESP			BMW 320 TC			Y					
1	11:37.646	165.5	43.498	168.4	33.815	176.2	12:54.959	9	34.009	177.1	37.912	181.8	55.395		2:07.316 Pit
2	36.293	172.3	39.621	180.9	32.063	178.1	1:47.977	10	9:01.702	175.3	38.118	183.0	33.982	177.2	10:13.802
3	34.011	174.0	38.930	182.1	31.797	178.1	1:44.738	11	32.717	179.6	37.415	184.6	31.981	180.0	1:42.113
4	33.466	177.7	38.616	163.8	34.021	178.1	1:46.103	12	32.393	180.6	39.719	173.0	32.365	180.0	1:44.477
5	33.141	177.1	37.519	182.4	31.688	175.3	1:42.348	13	32.500	179.0	37.561	183.0	31.558	180.0	1:41.619
6	33.804	176.8	38.045	182.7	31.628	177.2	1:43.477	14	32.487	179.6	41.281	182.7	31.945	180.0	1:45.713
7	33.555	176.8	37.795	182.7	31.727	179.0	1:43.077	15	32.509	179.3	37.241	183.6	31.415	179.0	1:41.165
8	32.799	177.1	37.926	182.4	31.649	178.1	1:42.374								



Weather/Track: Sun 24C/Dry 37C

Circuit Length - 4.00 kilometres  
Zolder

## 2011 FIA World Touring Car Championship Test Session - Sector Analysis Report

Lap    S1 Time S1 Spd    S2 Time S2 Spd    S3 Time S3 Spd    Lap Time Pit    Lap    S1 Time S1 Spd    S2 Time S2 Spd    S3 Time S3 Spd    Lap Time Pit

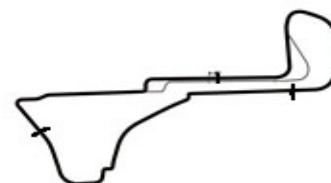
21 FABIANI							ITA			BMW 320si			Y		
1	11:45.901	148.2	46.603	158.3	36.030	169.3	13:08.534	8	37.512	153.6	48.062	139.5	57.414	2:22.988	Pit
2	36.505	166.6	41.309	164.1	34.248	170.1	1:52.062	9	10:13.001	157.0	45.094	171.4	34.296	170.1	11:32.391
3	34.593	172.0	40.152	173.9	33.797	173.6	1:48.542	10	34.323	173.1	39.626	173.0	33.807	168.4	1:47.756
4	34.672	172.8	39.490	174.7	33.180	171.8	1:47.342	11	34.418	171.1	40.037	172.5	33.848	169.3	1:48.303
5	33.951	173.4	39.802	175.0	32.856	171.8	1:46.609	12	34.446	169.4	40.258	173.9	33.050	173.6	1:47.754
6	34.576	173.4	39.699	174.4	32.650	173.6	1:46.925	13	33.902	172.0	39.416	175.8	33.428	170.1	1:46.746
7	34.020	172.8	40.262	174.7	32.839	172.7	1:47.121								

25 BENNANI							MAR			BMW 320 TC			Y		
1	11:07.190	168.5	40.068	178.2	34.223	176.2	12:21.481	9	32.649	178.0	38.260	182.4	32.174	179.0	1:43.083
2	32.859	177.1	37.596	183.0	31.772	179.0	1:42.227	10	10:07.572	176.5	38.336	182.1	35.610	178.1	11:21.518
3	32.585	177.7	36.945	183.0	31.539	180.0	1:41.069	11	32.940	176.8	37.018	185.5	31.386	180.0	1:41.344
4	33.143	177.4	37.806	184.6	31.640	180.0	1:42.589	12	32.244	179.0	37.163	184.9	31.634	180.9	1:41.041
5	32.580	178.7	37.438	183.9	31.782	175.3	1:41.800	13	32.917	180.0	38.215	183.6	32.017	180.0	1:43.149
6	33.016	178.4	37.926	182.7	31.763	180.0	1:42.705	14	32.622	177.7	38.312	183.9	31.490	180.9	1:42.424
7	33.253	176.2	37.588	183.6	31.886	179.0	1:42.727	15	32.659	177.4	37.576	184.3	32.045	178.1	1:42.280
8	32.966	177.1	37.704	183.6	31.886	180.9	1:42.556								

30 DAHLGREN							SWE			Volvo C30			Y			
1	12:41.830	169.6	38.902	181.2	44.736		14:05.468	Pit	6	11:43.395	169.1	39.594	179.4	35.141	176.2	12:58.130
2	4:08.660	170.2	38.093	183.0	31.780	174.4	5:18.533	7	32.016	176.8	37.087	184.3	31.915	175.3	1:41.018	
3	33.901	176.5	37.877	183.9	31.768	173.6	1:43.546	8	32.735	178.0	37.125	182.1	31.914	176.2	1:41.774	
4	32.632	177.1	37.272	184.6	31.756	175.3	1:41.660	9	32.384	178.7	37.526	182.1	42.056		1:51.966	Pit
5	33.118	176.8	38.818	180.0	47.545		1:59.481	Pit								

35 SONDEREGGER							CHE			BMW 320 TC			Y			
1	11:31.277	150.6	46.442	160.9	35.901	162.8	12:53.620	8	46.726	111.5	58.750	102.8	59.575		2:45.051	Pit
2	37.374	167.1	44.953	175.0	33.547	176.2	1:55.874	9	9:51.475	155.5	43.104	173.0	33.689	176.2	11:08.268	
3	35.572	169.9	41.458	178.8	32.869	177.2	1:49.899	10	33.911	174.6	38.624	181.8	32.397	174.4	1:44.932	
4	34.744	174.3	39.597	180.0	32.215	174.4	1:46.556	11	34.745	176.8	39.120	176.4	32.752	177.2	1:46.617	
5	34.233	175.6	39.095	180.3	33.440	176.2	1:46.768	12	33.708	176.5	41.558	175.6	33.303	177.2	1:48.569	
6	33.993	176.2	41.778	137.2	32.855	173.6	1:48.626	13	33.866	175.3	39.074	178.2	32.145	178.1	1:45.085	
7	34.361	168.5	40.015	178.8	33.070	176.2	1:47.446									

65 LEE							HKG			BMW 320 TC			Y			
1	11:35.946	164.7	46.604	138.1	34.470	175.3	12:57.020	8	32.824	177.4	38.387	183.3	31.741	180.0	1:42.952	
2	35.108	173.4	41.625	177.6	32.172	180.0	1:48.905	9	32.885	176.8	38.048	183.0	31.646	181.9	1:42.579	
3	33.923	174.3	40.281	182.4	47.724		2:01.928	Pit	10	36.599	163.6	43.036	171.7	32.757	180.0	1:52.392
4	4:39.898	172.6	39.768	179.4	32.241	179.0	5:51.907	11	32.671	175.9	37.909	182.4	31.681	181.9	1:42.261	
5	33.020	176.5	38.638	182.1	32.039	180.0	1:43.697	12	32.534	177.1	37.804	183.9	31.418	179.0	1:41.756	
6	33.230	176.8	38.578	182.1	31.821	178.1	1:43.629									
7	10:30.225	172.3	41.334	167.9	32.356	179.0	11:43.915									



Weather/Track: Sun 24C/Dry 37C

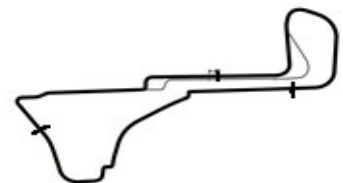
Circuit Length - 4.00 kilometres  
Zolder

# 2011 FIA World Touring Car Championship Test Session - Sector Analysis Report

Lap	S1 Time	S1 Spd	S2 Time	S2 Spd	S3 Time	S3 Spd	Lap Time	Pit	Lap	S1 Time	S1 Spd	S2 Time	S2 Spd	S3 Time	S3 Spd	Lap Time	Pit
<b>74 ORIOLA ESP SEAT Leon 2.0 TDI Y</b>																	
1	10:59.613	168.5	41.831	166.6	46.141		12:27.585	Pit	7	32.342	177.4	37.166	181.8	31.716	180.9	1:41.224	
2	2:52.784	179.3	38.663	184.3	31.344	179.0	4:02.791		8	32.569	178.4	37.652	182.4	33.774	179.0	1:43.995	
3	32.192	180.3	37.534	183.3	31.862	178.1	1:41.588		9	33.100	178.4	39.997	128.8	37.643	180.0	1:50.740	
4	32.620	178.0	37.443	181.5	31.681	177.2	1:41.744		10	32.531	178.4	37.257	183.6	31.561	180.9	1:41.349	
5	34.634	160.5	41.557	158.3	40.238		1:56.429	Pit									
6	16:06.623	155.3	38.449	183.3	31.881	180.0	17:16.953										



Weather/Track: Sun 24C/Dry 37C

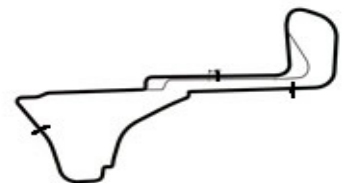


Circuit Length - 4.00 kilometres  
Zolder



## 2011 FIA World Touring Car Championship Test Session - Best Sector Speeds Report

SECTOR 1				SECTOR 2				SECTOR 3				
POS	NO	NAME	SPEED	LAP	NO	NAME	SPEED	LAP	NO	NAME	SPEED	LAP
1	3	TARQUINI	181.2	9	5	MICHELISZ	185.8	10	11	POULSEN	184.8	12
2	20	VILLA	180.6	12	15	CORONEL	185.8	9	3	TARQUINI	182.8	10
3	12	ENGSTLER	180.3	7	11	POULSEN	185.5	9	12	ENGSTLER	182.8	9
4	74	ORIOLA	180.3	3	25	BENNANI	185.5	11	5	MICHELISZ	181.9	12
5	7	BARTH	180.0	3	3	TARQUINI	185.2	11	7	BARTH	181.9	8
6	25	BENNANI	180.0	13	4	DUDUKALO	184.9	3	17	NYKJAER	181.9	10
7	18	MONTEIRO	179.6	7	17	NYKJAER	184.9	10	65	LEE	181.9	9
8	8	MENU	179.3	9	20	VILLA	184.6	11	15	CORONEL	180.9	6
9	15	CORONEL	179.3	7	30	DAHLGREN	184.6	4	25	BENNANI	180.9	8
10	2	HUFF	179.0	3	74	ORIOLA	184.3	2	74	ORIOLA	180.9	7
11	17	NYKJAER	179.0	4	12	ENGSTLER	183.9	6	1	MULLER	180.0	10
12	1	MULLER	178.7	9	65	LEE	183.9	12	18	MONTEIRO	180.0	7
13	30	DAHLGREN	178.7	9	7	BARTH	183.6	9	20	VILLA	180.0	11
14	4	DUDUKALO	178.4	3	18	MONTEIRO	183.6	5	4	DUDUKALO	179.0	2
15	5	MICHELISZ	178.4	3	2	HUFF	183.3	3	8	MENU	179.0	5
16	11	POULSEN	178.0	9	9	O'YOUNG	183.0	12	9	O'YOUNG	179.0	6
17	65	LEE	177.4	8	1	MULLER	182.7	3	2	HUFF	178.1	2
18	9	O'YOUNG	177.1	7	8	MENU	182.7	8	35	SONDEREGGE	178.1	13
19	35	SONDEREGGE	176.8	11	35	SONDEREGGE	181.8	10	10	TANIGUCHI	176.2	9
20	10	TANIGUCHI	175.0	10	10	TANIGUCHI	180.6	5	30	DAHLGREN	176.2	6
21	21	FABIANI	173.4	5	21	FABIANI	175.8	13	21	FABIANI	173.6	3



Weather/Track: Sun 24C/Dry 37C

Circuit Length - 4.00 kilometres  
Zolder

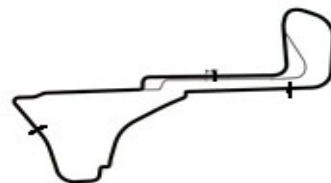
## 2011 FIA World Touring Car Championship Test Session - Best Sector Times Report

POS	SECTOR 1			SECTOR 2			SECTOR 3			NO	NAME	IDEAL/BEST LAP COMPARISON			DIFF
	NO	TIME	LAP	NO	TIME	LAP	NO	TIME	LAP			IDEAL	BEST	LAP	
1	3	31.775	9	3	36.688	9	3	31.023	8	3	TARQUINI	1:39.486	1:39.726	9	+ 0.240
2	8	31.839	9	8	36.735	9	15	31.133	7	8	MENU	1:39.765	1:39.765	9	+ 0.000
3	2	31.940	3	1	36.791	8	11	31.187	9	15	CORONEL	1:39.955	1:40.132	9	+ 0.177
4	1	31.953	3	15	36.806	3	8	31.191	9	1	MULLER	1:40.034	1:40.308	3	+ 0.274
5	15	32.016	7	17	36.810	9	5	31.247	3	2	HUFF	1:40.050	1:40.050	3	+ 0.000
6	30	32.016	7	2	36.849	3	2	31.261	3	17	NYKJAER	1:40.309	1:40.520	9	+ 0.211
7	7	32.093	8	25	36.945	3	1	31.290	3	7	BARTH	1:40.506	1:40.694	7	+ 0.188
8	17	32.147	8	12	37.032	7	7	31.296	7	25	BENNANI	1:40.575	1:41.041	12	+ 0.466
9	18	32.184	8	30	37.087	7	74	31.344	2	11	POULSEN	1:40.615	1:40.700	9	+ 0.085
10	9	32.192	9	18	37.095	9	17	31.352	9	74	ORIOLA	1:40.702	1:41.224	7	+ 0.522
11	74	32.192	3	7	37.117	7	25	31.386	11	18	MONTEIRO	1:40.795	1:41.308	9	+ 0.513
12	11	32.223	13	74	37.166	7	20	31.415	15	12	ENGSTLER	1:40.803	1:41.051	7	+ 0.248
13	25	32.244	12	9	37.205	10	65	31.418	12	9	O'YOUNG	1:40.821	1:40.951	9	+ 0.130
14	12	32.297	7	11	37.205	10	9	31.424	7	30	DAHLGREN	1:40.859	1:41.018	7	+ 0.159
15	20	32.393	12	20	37.241	15	12	31.474	9	5	MICHELISZ	1:41.035	1:41.313	10	+ 0.278
16	5	32.523	11	5	37.265	10	18	31.516	5	20	VILLA	1:41.049	1:41.165	15	+ 0.116
17	65	32.534	12	4	37.523	4	30	31.756	4	65	LEE	1:41.756	1:41.756	12	+ 0.000
18	10	32.905	12	65	37.804	12	4	31.919	5	4	DUDUKALO	1:42.433	1:42.806	4	+ 0.373
19	4	32.991	6	10	38.107	11	10	32.120	11	10	TANIGUCHI	1:43.132	1:43.752	12	+ 0.620
20	35	33.708	12	35	38.624	10	35	32.145	13	35	SONDEREGG	1:44.477	1:44.932	10	+ 0.455
21	21	33.902	13	21	39.416	13	21	32.650	6	21	FABIANI	1:45.968	1:46.609	5	+ 0.641

'Perfect Lap' - 1:39.486



Weather/Track: Sun 24C/Dry 37C



Circuit Length - 4.00 kilometres  
Zolder

**2011 FIA World Touring Car Championship  
FREE PRACTICE 1**

POS	NO	CLS	DRIVER	NAT	CAR	TIME	LAPS	GAP	KPH
1	2		Robert HUFF	GBR	Chevrolet Cruze 1.6T	1:38.531	10		146.14
2	1		Yvan MULLER	FRA	Chevrolet Cruze 1.6T	1:38.796	11	0.265	145.75
3	17	Y	Michel NYKJAER	DNK	SEAT Leon 2.0 TDI	1:39.321	6	0.790	144.98
4	3		Gabriele TARQUINI	ITA	SEAT Leon 2.0 TDI	1:39.482	14	0.951	144.75
5	8		Alain MENU	CHE	Chevrolet Cruze 1.6T	1:39.486	11	0.955	144.74
6	9	Y	Darryl O'YOUNG	HKG	Chevrolet Cruze 1.6T	1:39.511	12	0.980	144.70
7	18		Tiago MONTEIRO	PRT	SEAT Leon 2.0 TDI	1:39.524	11	0.993	144.68
8	15		Tom CORONEL	NLD	BMW 320 TC	1:39.551	14	1.020	144.64
9	25	Y	Mehdi BENNANI	MAR	BMW 320 TC	1:39.901	14	1.370	144.14
10	65	Y	Marchy LEE	HKG	BMW 320 TC	1:39.973	12	1.442	144.03
11	12	Y	Franz ENGSTLER	DEU	BMW 320 TC	1:40.001	6	1.470	143.99
12	30		Robert DAHLGREN	SWE	Volvo C30	1:40.046	10	1.515	143.93
13	7	Y	Fredy BARTH	CHE	SEAT Leon 2.0 TDI	1:40.277	15	1.746	143.60
14	74	Y	Pepe ORIOLA	ESP	SEAT Leon 2.0 TDI	1:40.326	13	1.795	143.53
15	20	Y	Javier VILLA	ESP	BMW 320 TC	1:40.423	12	1.892	143.39
16	5	Y	Norbert MICHELISZ	HUN	BMW 320 TC	1:40.502	14	1.971	143.28
17	11	Y	Kristian POULSEN	DNK	BMW 320 TC	1:41.228	3	2.697	142.25
18	10	Y	Yukinori TANIGUCHI	JPN	Chevrolet Cruze 1.6T	1:41.932	15	3.401	141.27
19	4	Y	Aleksei DUDUKALO	RUS	SEAT Leon 2.0 TDI	1:42.203	10	3.672	140.89
20	35	Y	Urs SONDEREGGER	CHE	BMW 320 TC	1:43.266	14	4.735	139.44
21	21	Y	Fabio FABIANI	ITA	BMW 320si	1:44.765	7	6.234	137.45

Zolder

For Media Information Purposes - No Regulatory Value.

Circuit Length = 4.0000 km.

Weather/Track: Sun 16C/Dry 25C

Start: 09:05 End: 09:35

Race Director:	Steward:	Timekeeper:	Issued at:
----------------	----------	-------------	------------

# 2011 FIA World Touring Car Championship

## Free Practice 1 - Sector Analysis Report

Lap S1 Time S1 Spd S2 Time S2 Spd S3 Time S3 Spd Lap Time Pit Lap S1 Time S1 Spd S2 Time S2 Spd S3 Time S3 Spd Lap Time Pit

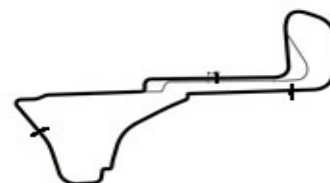
1 MULLER						FRA		Chevrolet Cruze 1.6T								
1	10:48.046	132.4	49.166	144.3	48.286	12:25.498	Pit	7	31.682	174.0	43.007	123.1	53.472	2:08.161	Pit	
2	2:46.330	124.5	47.476	170.8	32.719	178.1	4:06.525	8	5:38.650	131.0	46.517	163.1	32.747	178.1	6:57.914	
3	31.527	180.6	36.314	183.3	31.329	178.1	1:39.170	9	33.005	180.9	37.993	160.4	33.496	179.0	1:44.494	
4	36.538	145.2	48.224	123.7	48.028		2:12.790	Pit	10	31.736	179.3	36.521	185.2	31.078	180.0	1:39.335
5	4:16.998	148.6	46.090	133.8	33.856	178.1	5:36.944	11	41.915	128.2	49.050	149.3	48.925		2:19.890	Pit
6	31.802	180.9	36.164	184.3	30.830	178.1	1:38.796									

2 HUFF						GBR		Chevrolet Cruze 1.6T								
1	10:53.506	162.3	44.642	154.9	50.421	12:28.569	Pit	7	6:18.820	173.1	38.073	180.9	32.046	179.0	7:28.939	
2	3:32.103	134.7	48.710	138.6	53.433		5:14.246	Pit	8	31.720	179.6	36.349	184.6	30.777	178.1	1:38.846
3	2:48.538	164.9	44.235	178.5	33.173	180.0	4:05.946	9	31.799	179.6	36.372	184.3	30.892	179.0	1:39.063	
4	31.950	168.0	45.833	169.5	33.535	178.1	1:51.318	10	31.951	178.7	36.639	183.9	44.167		1:52.757	Pit
5	31.644	180.9	36.215	185.2	30.672	179.0	1:38.531									
6	33.621	156.7	41.990	179.1	42.830		1:58.441	Pit								

3 TARQUINI						ITA		SEAT Leon 2.0 TDI								
1	10:56.020	152.0	43.998	162.6	38.265	144.3	12:18.283	9	31.948	179.6	36.555	186.5	30.979	181.9	1:39.482	
2	38.730	144.0	43.460	176.4	35.179	178.1	1:57.369	10	31.930	179.0	36.710	186.5	31.226	180.9	1:39.866	
3	32.075	182.9	36.629	187.5	30.982	179.0	1:39.686	11	32.081	179.0	40.394	153.4	44.056		1:56.531	Pit
4	36.321	163.9	43.539	163.3	53.767		2:13.627	Pit	12	2:44.550	170.5	40.944	173.6	32.298	180.0	3:57.792
5	4:17.835	120.8	47.442	136.5	33.299	180.0	5:38.576	13	32.091	178.4	37.046	184.6	31.095	180.9	1:40.232	
6	32.039	180.3	39.219	180.9	31.558	180.0	1:42.816	14	33.910	172.0	41.597	179.1	48.028		2:03.535	Pit
7	32.653	170.5	37.853	183.0	31.585	179.0	1:42.091									
8	37.567	152.2	44.827	150.8	33.119	180.9	1:55.513									

4 DUDUKALO						RUS		SEAT Leon 2.0 TDI						Y			
1	11:17.966	167.7	47.399	144.7	36.819	176.2	12:42.184	7	32.484	177.4	37.911	181.8	31.922	175.3	1:42.317		
2	33.699	177.7	38.031	180.3	32.047	179.0	1:43.777	8	32.684	178.7	37.675	183.9	46.124		1:56.483	Pit	
3	32.609	178.4	37.845	184.9	31.749	178.1	1:42.203	9	11:39.234	177.7	37.670	184.9	31.868	180.0	12:48.772		
4	32.805	175.0	37.642	184.9	53.842		2:04.289	Pit	10	32.927	130.0	1:03.354	84.9	1:28.702		3:04.983	Pit
5	4:15.268	138.4	46.854	142.1	33.598	179.0	5:35.720										
6	33.046	178.4	37.959	184.3	31.861	180.0	1:42.866										

5 MICHELISZ						HUN		BMW 320 TC						Y			
1	11:13.256	171.4	51.671	138.4	42.837	178.1	12:47.764	9	32.396	178.4	37.505	183.6	32.239	179.0	1:42.140		
2	33.256	177.1	37.666	184.6	31.389	178.1	1:42.311	10	32.681	174.3	37.058	185.5	31.272	180.9	1:41.011		
3	32.523	179.0	37.185	186.2	31.039	179.0	1:40.747	11	32.182	176.5	36.906	186.2	32.127	180.9	1:41.215		
4	32.857	175.9	37.681	186.2	31.015	179.0	1:41.553	12	32.300	176.8	36.932	186.5	31.315	180.0	1:40.547		
5	33.379	174.6	37.247	185.2	31.435	176.2	1:42.061	13	32.521	178.0	38.564	185.5	36.607	169.3	1:47.692		
6	32.394	178.0	37.083	185.5	31.413	178.1	1:40.890	14	33.036	177.4	38.603	130.2	51.683		2:03.322	Pit	
7	32.205	179.0	37.226	184.9	31.071	180.0	1:40.502										
8	32.290	176.8	37.122	185.5	31.098	179.0	1:40.510										



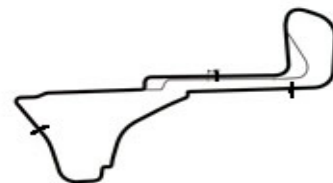
Weather/Track: Sun 16C/Dry 25C

Circuit Length - 4.00 kilometres  
Zolder

# 2011 FIA World Touring Car Championship

## Free Practice 1 - Sector Analysis Report

Lap	S1 Time	S1 Spd	S2 Time	S2 Spd	S3 Time	S3 Spd	Lap Time	Pit	Lap	S1 Time	S1 Spd	S2 Time	S2 Spd	S3 Time	S3 Spd	Lap Time	Pit
<b>7 BARTH CHE SEAT Leon 2.0 TDI Y</b>																	
1	11:03.104	134.2	57.046	101.9	42.097	117.5	12:42.247		9	4:45.487	174.3	37.917	184.3	31.570	180.9	5:54.974	
2	43.846	115.5	51.911	136.7	42.171	131.0	2:17.928		10	32.281	178.0	37.166	184.3	31.431	180.0	1:40.878	
3	45.519	114.0	53.716	110.3	44.092	114.3	2:23.327		11	32.312	178.0	37.033	184.9	31.544	180.0	1:40.889	
4	44.871	136.5	52.991	93.7	35.237	180.0	2:13.099		12	32.245	178.0	37.048	184.3	31.873	176.2	1:41.166	
5	32.350	179.3	37.102	183.6	31.360	180.0	1:40.812		13	32.910	175.9	37.978	181.8	31.770	178.1	1:42.658	
6	32.097	180.0	37.021	183.6	31.159	181.9	1:40.277		14	32.480	176.8	37.730	183.6	31.576	180.9	1:41.786	
7	32.190	178.7	37.024	184.9	31.504	176.2	1:40.718		15	38.125	126.3	55.147	112.6	1:05.677		2:38.949	Pit
8	32.773	177.7	37.405	184.3	40.390		1:50.568	Pit									
<b>8 MENU CHE Chevrolet Cruze 1.6T Y</b>																	
1	10:52.386	161.0	42.659	148.9	35.532	178.1	12:10.577		7	31.751	179.6	36.547	184.3	31.188	178.1	1:39.486	
2	32.047	178.0	36.903	183.3	30.890	177.2	1:39.840		8	36.624	152.4	43.589	160.2	45.115		2:05.328	Pit
3	31.879	179.3	36.765	183.9	31.014	176.2	1:39.658		9	8:20.227	154.3	44.698	156.2	34.517	179.0	9:39.442	
4	33.868	175.6	39.702	172.2	45.703		1:59.273	Pit	10	32.030	178.0	36.574	184.3	30.935	176.2	1:39.539	
5	5:34.794	149.1	44.793	154.5	33.143	177.2	6:52.730		11	36.489	149.3	46.402	142.2	1:03.663		2:26.554	Pit
6	31.668	180.0	36.986	179.4	34.743	178.1	1:43.397										
<b>9 O'YOUNG HKG Chevrolet Cruze 1.6T Y</b>																	
1	12:02.470	168.2	41.902	179.4	34.710	178.1	13:19.082		8	31.715	178.7	36.926	183.0	31.053	179.0	1:39.694	
2	32.443	177.7	37.157	183.9	31.117	177.2	1:40.717		9	31.766	179.3	36.774	183.3	30.971	179.0	1:39.511	
3	32.229	178.0	36.839	183.6	31.216	178.1	1:40.284		10	32.234	178.0	37.155	172.5	50.707		2:00.096	Pit
4	31.821	180.0	36.639	184.3	31.292	178.1	1:39.752		11	6:33.330	172.8	38.818	181.8	31.562	177.2	7:43.710	
5	35.271	163.6	43.384	152.1	49.519		2:08.174	Pit	12	32.079	177.1	41.593	134.1	53.914		2:07.586	Pit
6	4:04.108	168.2	41.318	175.8	32.237	178.1	5:17.663										
7	31.868	178.0	37.195	182.7	30.866	178.1	1:39.929										
<b>10 TANIGUCHI JPN Chevrolet Cruze 1.6T Y</b>																	
1	12:08.676	167.4	41.761	175.3	32.679	175.3	13:23.116		9	33.232	175.0	38.851	175.0	31.710	179.0	1:43.793	
2	33.070	178.0	37.827	182.1	31.929	173.6	1:42.826		10	32.664	176.5	37.931	181.2	32.177	156.8	1:42.772	
3	37.476	146.7	49.201	125.1	52.997		2:19.674	Pit	11	33.156	177.4	37.788	181.5	31.715	176.2	1:42.659	
4	5:08.265	147.3	41.118	142.4	34.335	177.2	6:23.718		12	32.449	176.8	37.726	180.9	31.757	178.1	1:41.932	
5	32.507	176.2	38.101	182.7	31.903	178.1	1:42.511		13	32.572	176.2	38.077	181.2	31.542	180.0	1:42.191	
6	32.514	178.0	37.788	183.6	31.793	177.2	1:42.095		14	32.724	175.0	38.023	181.8	32.164	177.2	1:42.911	
7	32.634	176.8	37.594	182.7	32.028	178.1	1:42.256		15	37.940	131.9	52.999	111.2	1:08.301		2:39.240	Pit
8	32.452	175.6	37.610	181.5	31.930	177.2	1:41.992										
<b>11 POULSEN DNK BMW 320 TC Y</b>																	
1	11:40.906		51.957	118.1	38.155	181.9	13:11.018		3	5:42.013	99.5	50.205	148.5	44.144		7:16.362	Pit
2	32.629	177.4	37.246	185.5	31.353	179.0	1:41.228										
<b>12 ENGSTLER DEU BMW 320 TC Y</b>																	
1	11:03.685	167.4	46.419	136.7	1:00.595		12:50.699	Pit	5	32.212	178.7	36.905	185.5	30.884	181.9	1:40.001	
2	2:14.697	174.3	43.353	169.0	32.063	180.9	3:30.113		6	32.097	182.6	39.886	119.2	52.704		2:04.687	Pit
3	36.131	145.6	42.594	156.0	32.605	181.9	1:51.330										
4	36.151	138.2	41.860	184.6	31.283	180.9	1:49.294										



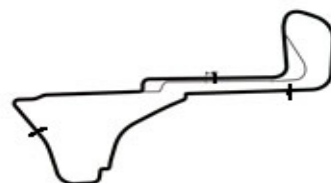
Weather/Track: Sun 16C/Dry 25C

Circuit Length - 4.00 kilometres  
Zolder

# 2011 FIA World Touring Car Championship

## Free Practice 1 - Sector Analysis Report

Lap	S1 Time	S1 Spd	S2 Time	S2 Spd	S3 Time	S3 Spd	Lap Time	Pit	Lap	S1 Time	S1 Spd	S2 Time	S2 Spd	S3 Time	S3 Spd	Lap Time	Pit
<b>15 CORONEL NLD BMW 320 TC</b>																	
1	11:08.209	165.5	48.990	119.4	36.514	179.0	12:33.713		9	32.023	177.4	36.884	185.2	31.205	180.0	1:40.112	
2	32.362	178.4	36.789	186.5	31.014	179.0	1:40.165		10	35.396	161.5	48.943	130.7	48.339		2:12.678	Pit
3	32.014	179.0	36.788	185.8	30.893	178.1	1:39.695		11	3:06.666	152.4	42.753	149.1	33.847	180.0	4:23.266	
4	35.474	153.1	44.581	150.4	53.505		2:13.560	Pit	12	35.321	177.1	40.592	175.6	31.258	180.9	1:47.171	
5	4:02.639	146.0	45.418	156.2	33.062	179.0	5:21.119		13	32.251	176.5	41.944	180.9	40.492	111.7	1:54.687	
6	31.971	180.3	36.647	186.8	30.933	178.1	1:39.551		14	45.512	135.6	53.456	114.1	1:04.692		2:43.660	Pit
7	40.544	123.3	46.764	177.3	32.184	179.0	1:59.492										
8	32.054	178.7	36.676	185.8	30.939	181.9	1:39.669										
<b>17 NYKJAER DNK SEAT Leon 2.0 TDI Y</b>																	
1	10:58.593	158.2	45.585	159.0	46.540		12:30.718	Pit	5	31.897	180.0	36.363	185.8	31.061	180.9	1:39.321	
2	10:02.429	148.2	49.511	144.3	47.468		11:39.408	Pit	6	32.153	179.0	39.177	158.1	48.824		2:00.154	Pit
3	11:20.536	128.4	43.088	175.6	34.580	179.0	12:38.204										
4	32.422	177.7	36.709	187.1	31.062	180.9	1:40.193										
<b>18 MONTEIRO PRT SEAT Leon 2.0 TDI</b>																	
1	10:57.034	152.7	45.394	164.1	35.426	169.3	12:17.854		7	32.025	178.7	36.556	185.8	31.138	178.1	1:39.719	
2	35.445	150.8	41.649	143.2	33.677	180.0	1:50.771		8	32.064	178.7	36.895	185.5	39.740		1:48.699	Pit
3	32.196	180.6	36.850	185.5	31.224	178.1	1:40.270		9	3:45.684	160.7	41.801	148.7	42.807		5:10.292	Pit
4	33.637	171.4	41.110	163.1	43.404		1:58.151	Pit	10	2:51.061	163.3	40.744	158.1	40.766		4:12.571	Pit
5	4:04.621	172.0	39.132	180.9	32.493	180.0	5:16.246		11	1:37.828	175.3	37.180	184.9	48.441		3:03.449	Pit
6	31.854	180.3	36.614	186.2	31.056	179.0	1:39.524										
<b>20 VILLA ESP BMW 320 TC Y</b>																	
1	11:24.226	169.9	41.785	117.7	45.797	177.2	12:51.808		8	32.086	179.6	37.158	182.7	31.179	180.0	1:40.423	
2	33.331	176.5	37.672	182.1	32.040	178.1	1:43.043		9	32.135	179.6	39.826	139.3	34.616	180.0	1:46.577	
3	32.960	178.7	37.398	183.6	31.348	178.1	1:41.706		10	32.488	178.4	37.504	183.0	31.488	179.0	1:41.480	
4	32.700	177.4	37.179	183.6	31.422	179.0	1:41.301		11	32.307	178.0	37.140	184.3	31.523	179.0	1:40.970	
5	32.782	177.7	37.043	183.9	59.402		2:09.227	Pit	12	32.373	175.0	41.468	165.3	48.635		2:02.476	Pit
6	5:15.216	168.0	37.636	183.0	33.694	179.0	6:26.546										
7	32.101	176.8	37.294	183.3	31.240	179.0	1:40.635										
<b>21 FABIANI ITA BMW 320si Y</b>																	
1	16:41.590	141.5	45.466	134.8	34.704	170.1	18:01.760		5	34.023	176.2	38.617	176.1	32.125	174.4	1:44.765	
2	35.510	171.4	39.757	173.3	32.821	172.7	1:48.088		6	51.516	80.0	47.021	177.6	32.330	171.8	2:10.867	
3	34.230	173.7	39.029	172.8	32.573	173.6	1:45.832		7	33.848	172.8	1:12.160	107.8	1:14.675		3:00.683	Pit
4	33.859	170.8	38.950	176.7	32.296	173.6	1:45.105										



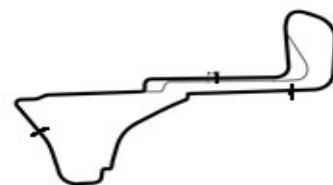
Weather/Track: Sun 16C/Dry 25C

Circuit Length - 4.00 kilometres  
Zolder

# 2011 FIA World Touring Car Championship

## Free Practice 1 - Sector Analysis Report

Lap	S1 Time	S1 Spd	S2 Time	S2 Spd	S3 Time	S3 Spd	Lap Time	Pit	Lap	S1 Time	S1 Spd	S2 Time	S2 Spd	S3 Time	S3 Spd	Lap Time	Pit
<b>25 BENNANI MAR BMW 320 TC Y</b>																	
1	11:08.562	156.2	49.420	113.0	36.823	178.1	12:34.805		9	32.057	180.3	36.735	183.6	31.109	180.0	1:39.901	
2	32.706	177.1	37.491	183.9	31.779	178.1	1:41.976		10	32.352	179.0	37.094	182.7	31.334	180.9	1:40.780	
3	32.120	180.9	37.116	185.2	31.363	179.0	1:40.599		11	32.269	179.3	36.833	185.2	31.105	180.0	1:40.207	
4	32.413	178.0	36.837	184.9	31.608	178.1	1:40.858		12	32.560	179.3	39.034	139.8	35.397	179.0	1:46.991	
5	32.180	179.6	36.900	184.6	31.113	180.0	1:40.193		13	32.598	174.0	37.450	184.6	31.448	179.0	1:41.496	
6	33.379	165.5	1:00.255	165.1	48.654		2:22.288	Pit	14	32.432	178.4	46.296	124.4	56.881		2:15.609	Pit
7	3:40.078	176.2	37.389	183.9	31.667	178.1	4:49.134										
8	32.026	180.9	36.887	184.6	31.076	181.9	1:39.989										
<b>30 DAHLGREN SWE Volvo C30</b>																	
1	11:00.626	171.4	44.425	165.6	36.398	180.0	12:21.449		7	34.938	162.0	43.330	156.5	48.063		2:06.331	Pit
2	32.387	180.0	37.112	184.6	31.546	173.6	1:41.045		8	7:27.410	146.9	41.008	153.8	34.176	178.1	8:42.594	
3	34.511	168.5	42.418	169.2	45.997		2:02.926	Pit	9	31.758	180.0	36.785	184.3	31.503	180.0	1:40.046	
4	4:16.550	170.2	42.686	158.8	33.791	178.1	5:33.027		10	31.935	178.7	38.199	183.6	51.127		2:01.261	Pit
5	31.849	181.6	38.460	173.9	33.070	180.0	1:43.379										
6	32.060	180.3	36.826	182.1	32.116	178.1	1:41.002										
<b>35 SONDEREGGER CHE BMW 320 TC Y</b>																	
1	11:12.610	165.2	54.036	122.5	46.090	179.0	12:52.736		9	33.253	177.4	38.482	183.3	31.531	180.9	1:43.266	
2	34.149	172.8	38.925	183.3	31.830	179.0	1:44.904		10	33.335	171.4	38.726	183.9	32.088	179.0	1:44.149	
3	33.563	176.5	40.053	176.4	32.097	177.2	1:45.713		11	33.056	176.5	38.776	183.6	31.793	178.1	1:43.625	
4	33.232	177.1	37.955	183.9	32.959	180.9	1:44.146		12	32.937	176.5	38.133	182.7	36.520	176.2	1:47.590	
5	43.566	111.3	56.062	115.1	59.897		2:39.525	Pit	13	1:25.836	165.5	42.803	181.2	32.597	180.0	2:41.236	
6	4:03.532	172.0	40.017	180.9	36.292	180.0	5:19.841		14	33.104	175.3	43.737	94.1	1:04.105		2:20.946	Pit
7	33.386	177.4	38.448	181.8	31.990	178.1	1:43.824										
8	33.354	175.6	38.898	177.3	33.769	172.7	1:46.021										
<b>65 LEE HKG BMW 320 TC Y</b>																	
1	11:09.501	112.1	49.749	141.1	37.163	178.1	12:36.413		8	32.396	179.0	39.780	172.5	32.116	182.8	1:44.292	
2	33.060	179.3	37.662	185.2	31.740	180.9	1:42.462		9	32.259	180.3	36.693	187.1	31.021	181.9	1:39.973	
3	32.540	179.0	37.388	186.2	31.241	180.9	1:41.169		10	32.325	174.3	37.178	187.5	31.186	181.9	1:40.689	
4	32.504	180.6	37.067	184.6	31.230	180.9	1:40.801		11	32.059	179.3	36.861	185.5	31.303	180.9	1:40.223	
5	32.131	181.2	37.129	186.8	31.325	179.0	1:40.585		12	39.955	132.4	47.488	142.4	53.267		2:20.710	Pit
6	39.463	127.9	47.573	158.5	50.437		2:17.473	Pit									
7	5:17.765	169.1	39.298	182.1	31.869	180.0	6:28.932										
<b>74 ORIOLA ESP SEAT Leon 2.0 TDI Y</b>																	
1	11:00.343	168.0	44.688	156.9	39.256	177.2	12:24.287		8	32.325	179.6	39.972	158.5	33.041	180.0	1:45.338	
2	32.965	180.0	37.287	184.9	31.494	177.2	1:41.746		9	32.170	180.6	36.955	185.2	31.443	180.0	1:40.568	
3	32.501	182.2	37.485	181.8	31.695	177.2	1:41.681		10	32.223	179.3	36.830	185.5	41.509		1:50.562	Pit
4	32.307	180.6	36.932	184.9	31.760	177.2	1:40.999		11	6:35.789	158.7	48.330	143.6	36.693	166.0	8:00.812	
5	37.297	151.5	46.300	160.0	42.887		2:06.484	Pit	12	35.026	156.0	41.986	145.9	35.656	171.0	1:52.668	
6	2:52.133	128.5	43.979	168.7	33.204	179.0	4:09.316		13	32.599	180.3	42.994	155.3	49.933		2:05.526	Pit
7	32.241	181.9	36.836	185.8	31.249	180.0	1:40.326										

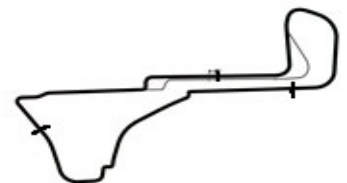


Weather/Track: Sun 16C/Dry 25C

Circuit Length - 4.00 kilometres  
Zolder

## 2011 FIA World Touring Car Championship Free Practice 1 - Best Sector Speeds Report

SECTOR 1				SECTOR 2				SECTOR 3				
POS	NO	NAME	SPEED	LAP	NO	NAME	SPEED	LAP	NO	NAME	SPEED	LAP
1	3	TARQUINI	182.9	3	3	TARQUINI	187.5	3	65	LEE	182.8	8
2	12	ENGSTLER	182.6	6	65	LEE	187.5	10	3	TARQUINI	181.9	9
3	74	ORIOLA	182.2	3	17	NYKJAER	187.1	4	7	BARTH	181.9	6
4	30	DAHLGREN	181.6	5	15	CORONEL	186.8	6	11	POULSEN	181.9	1
5	65	LEE	181.2	5	5	MICHELISZ	186.5	12	12	ENGSTLER	181.9	3
6	1	MULLER	180.9	6	18	MONTEIRO	186.2	6	15	CORONEL	181.9	8
7	2	HUFF	180.9	5	74	ORIOLA	185.8	7	25	BENNANI	181.9	8
8	25	BENNANI	180.9	3	11	POULSEN	185.5	2	5	MICHELISZ	180.9	10
9	18	MONTEIRO	180.6	3	12	ENGSTLER	185.5	5	17	NYKJAER	180.9	4
10	15	CORONEL	180.3	6	1	MULLER	185.2	10	35	SONDEREGGE	180.9	4
11	7	BARTH	180.0	6	2	HUFF	185.2	5	1	MULLER	180.0	10
12	8	MENU	180.0	6	25	BENNANI	185.2	3	2	HUFF	180.0	3
13	9	O'YOUNG	180.0	4	4	DUDUKALO	184.9	3	4	DUDUKALO	180.0	6
14	17	NYKJAER	180.0	5	7	BARTH	184.9	7	10	TANIGUCHI	180.0	13
15	20	VILLA	179.6	8	30	DAHLGREN	184.6	2	18	MONTEIRO	180.0	2
16	5	MICHELISZ	179.0	3	8	MENU	184.3	7	20	VILLA	180.0	8
17	4	DUDUKALO	178.7	8	9	O'YOUNG	184.3	4	30	DAHLGREN	180.0	1
18	10	TANIGUCHI	178.0	2	20	VILLA	184.3	11	74	ORIOLA	180.0	7
19	11	POULSEN	177.4	2	35	SONDEREGGE	183.9	4	8	MENU	179.0	9
20	35	SONDEREGGE	177.4	7	10	TANIGUCHI	183.6	6	9	O'YOUNG	179.0	8
21	21	FABIANI	176.2	5	21	FABIANI	177.6	6	21	FABIANI	174.4	5



Weather/Track: Sun 16C/Dry 25C

Circuit Length - 4.00 kilometres  
Zolder



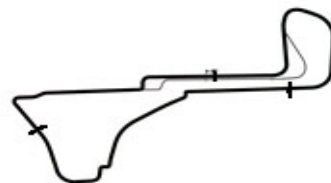
## 2011 FIA World Touring Car Championship Free Practice 1 - Best Sector Times Report

POS	SECTOR 1			SECTOR 2			SECTOR 3			NO	NAME	IDEAL/BEST LAP COMPARISON			DIFF
	NO	TIME	LAP	NO	TIME	LAP	NO	TIME	LAP			IDEAL	BEST	LAP	
1	1	31.527	3	1	36.164	6	2	30.672	5	1	MULLER	1:38.521	1:38.796	6	+ 0.275
2	2	31.644	5	2	36.215	5	1	30.830	6	2	HUFF	1:38.531	1:38.531	5	+ 0.000
3	8	31.668	6	17	36.363	5	9	30.866	7	8	MENU	1:39.105	1:39.486	7	+ 0.381
4	9	31.715	8	8	36.547	7	12	30.884	5	9	O'YOUNG	1:39.220	1:39.511	9	+ 0.291
5	30	31.758	9	3	36.555	9	8	30.890	2	17	NYKJAER	1:39.321	1:39.321	5	+ 0.000
6	18	31.854	6	18	36.556	7	15	30.893	3	3	TARQUINI	1:39.464	1:39.482	9	+ 0.018
7	17	31.897	5	9	36.639	4	3	30.979	9	18	MONTEIRO	1:39.466	1:39.524	6	+ 0.058
8	3	31.930	10	15	36.647	6	5	31.015	4	15	CORONEL	1:39.511	1:39.551	6	+ 0.040
9	15	31.971	6	65	36.693	9	65	31.021	9	65	LEE	1:39.773	1:39.973	9	+ 0.200
10	25	32.026	8	25	36.735	9	18	31.056	6	25	BENNANI	1:39.837	1:39.901	9	+ 0.064
11	65	32.059	11	30	36.785	9	17	31.061	5	12	ENGSTLER	1:39.886	1:40.001	5	+ 0.115
12	20	32.086	8	74	36.830	10	25	31.076	8	30	DAHLGREN	1:40.046	1:40.046	9	+ 0.000
13	7	32.097	6	12	36.905	5	7	31.159	6	5	MICHELISZ	1:40.103	1:40.502	7	+ 0.399
14	12	32.097	6	5	36.906	11	20	31.179	8	74	ORIOLO	1:40.249	1:40.326	7	+ 0.077
15	74	32.170	9	7	37.021	6	74	31.249	7	7	BARTH	1:40.277	1:40.277	6	+ 0.000
16	5	32.182	11	20	37.043	5	11	31.353	2	20	VILLA	1:40.308	1:40.423	8	+ 0.115
17	10	32.449	12	11	37.246	2	30	31.503	9	11	POULSEN	1:41.228	1:41.228	2	+ 0.000
18	4	32.484	7	10	37.594	7	35	31.531	9	10	TANIGUCHI	1:41.585	1:41.932	12	+ 0.347
19	11	32.629	2	4	37.642	4	10	31.542	13	4	DUDUKALO	1:41.875	1:42.203	3	+ 0.328
20	35	32.937	12	35	37.955	4	4	31.749	3	35	SONDEREGG	1:42.423	1:43.266	9	+ 0.843
21	21	33.848	7	21	38.617	5	21	32.125	5	21	FABIANI	1:44.590	1:44.765	5	+ 0.175

'Perfect Lap' - 1:38.363



Weather/Track: Sun 16C/Dry 25C



Circuit Length - 4.00 kilometres  
Zolder

**2011 FIA World Touring Car Championship**  
**FREE PRACTICE 2**

POS	NO	CLS	DRIVER	NAT	CAR	TIME	LAPS	GAP	KPH
1	1		Yvan MULLER	FRA	Chevrolet Cruze 1.6T	1:39.190	12		145.17
2	2		Robert HUFF	GBR	Chevrolet Cruze 1.6T	1:39.297	12	0.107	145.01
3	8		Alain MENU	CHE	Chevrolet Cruze 1.6T	1:39.363	13	0.173	144.92
4	17	Y	Michel NYKJAER	DNK	SEAT Leon 2.0 TDI	1:39.548	11	0.358	144.65
5	9	Y	Darryl O'YOUNG	CHN	Chevrolet Cruze 1.6T	1:39.597	8	0.407	144.58
6	3		Gabriele TARQUINI	ITA	SEAT Leon 2.0 TDI	1:39.814	14	0.624	144.26
7	12	Y	Franz ENGSTLER	DEU	BMW 320 TC	1:39.919	14	0.729	144.11
8	18		Tiago MONTEIRO	PRT	SEAT Leon 2.0 TDI	1:40.005	12	0.815	143.99
9	30		Robert DAHLGREN	SWE	Volvo C30	1:40.075	10	0.885	143.89
10	74	Y	Pepe ORIOLA	ESP	SEAT Leon 2.0 TDI	1:40.233	12	1.043	143.66
11	15		Tom CORONEL	NLD	BMW 320 TC	1:40.342	12	1.152	143.50
12	11	Y	Kristian POULSEN	DNK	BMW 320 TC	1:40.422	4	1.232	143.39
13	65	Y	Marchy LEE	HKG	BMW 320 TC	1:40.637	9	1.447	143.08
14	25	Y	Mehdi BENNANI	MAR	BMW 320 TC	1:40.647	19	1.457	143.07
15	5	Y	Norbert MICHELISZ	HUN	BMW 320 TC	1:40.710	16	1.520	142.98
16	20	Y	Javier VILLA	ESP	BMW 320 TC	1:40.713	15	1.523	142.98
17	4	Y	Aleksei DUDUKALO	RUS	SEAT Leon 2.0 TDI	1:40.782	13	1.592	142.88
18	7	Y	Fredy BARTH	CHE	SEAT Leon 2.0 TDI	1:41.343	12	2.153	142.09
19	10	Y	Yukinori TANIGUCHI	JPN	Chevrolet Cruze 1.6T	1:42.111	16	2.921	141.02
20	35	Y	Urs SONDEREGGER	CHE	BMW 320 TC	1:43.073	14	3.883	139.70
21	21	Y	Fabio FABIANI	ITA	BMW 320si	1:45.480	14	6.290	136.51

For Media Information Purposes - No Regulatory Value.

Weather/Track: Sun 21C/Dry 33C

Zolder

Circuit Length = 4.0000 km.

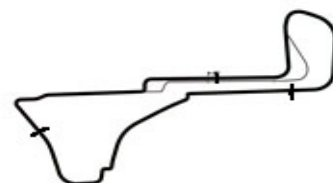
Start: 11:15 End: 11:45

Race Director:	Steward:	Timekeeper:	Issued at:
----------------	----------	-------------	------------

# 2011 FIA World Touring Car Championship

## Free Practice 2 - Sector Analysis Report

Lap	S1 Time	S1 Spd	S2 Time	S2 Spd	S3 Time	S3 Spd	Lap Time	Pit	Lap	S1 Time	S1 Spd	S2 Time	S2 Spd	S3 Time	S3 Spd	Lap Time	Pit
<b>1 MULLER FRA Chevrolet Cruze 1.6T</b>																	
1	13:45.308	151.8	43.080	161.1	32.599	179.0	15:00.987		8	4:13.371	176.5	42.320	149.1	33.742	178.1	5:29.433	
2	37.604	155.5	45.095	135.3	35.025	179.0	1:57.724		9	31.841	177.1	36.708	183.0	31.097	179.0	1:39.646	
3	31.652	179.3	36.385	183.0	31.153	179.0	1:39.190		10	31.854	174.0	36.792	183.3	31.648	176.2	1:40.294	
4	34.336	145.4	43.294	165.1	42.686		2:00.316	Pit	11	31.988	176.5	36.831	183.9	31.397	177.2	1:40.216	
5	5:11.733	148.4	45.125	148.3	33.737	179.0	6:30.595		12	37.202	139.0	48.046	129.3	57.703		2:22.951	Pit
6	31.946	179.0	36.447	184.3	31.142	178.1	1:39.535										
7	31.736	180.0	40.370	169.5	41.460		1:53.566	Pit									
<b>2 HUFF GBR Chevrolet Cruze 1.6T</b>																	
1	14:04.116	170.5	43.478	160.9	34.638	179.0	15:22.232		8	4:12.155	177.1	37.920	181.8	31.815	176.2	5:21.890	
2	36.448	173.1	41.135	177.0	32.231	179.0	1:49.814		9	32.024	178.4	36.598	182.1	31.248	179.0	1:39.870	
3	32.010	179.3	36.427	183.9	30.860	178.1	1:39.297		10	31.975	177.1	36.639	183.6	31.236	178.1	1:39.850	
4	32.261	174.6	36.887	183.0	42.013		1:51.161	Pit	11	32.196	177.1	36.851	182.7	31.238	177.2	1:40.285	
5	4:50.741	176.8	41.647	175.6	33.208	177.2	6:05.596		12	32.115	177.4	36.871	182.4	49.317		1:58.303	Pit
6	32.060	178.0	36.470	183.0	31.047	179.0	1:39.577										
7	31.898	178.0	36.884	179.4	43.507		1:52.289	Pit									
<b>3 TARQUINI ITA SEAT Leon 2.0 TDI</b>																	
1	10:54.891	156.5	46.964	144.9	38.348	166.8	12:20.203		9	32.042	181.2	36.799	185.8	30.973	180.9	1:39.814	
2	33.900	167.4	46.511	129.1	35.582	141.3	1:55.993		10	34.195	150.4	45.942	156.9	32.407	181.9	1:52.544	
3	35.044	175.6	43.208	151.6	33.561	180.9	1:51.813		11	31.960	177.7	36.980	184.9	31.293	180.0	1:40.233	
4	31.997	179.3	36.931	184.9	30.971	180.9	1:39.899		12	32.232	174.0	45.957	162.1	32.973	183.8	1:51.162	
5	32.126	179.0	36.761	185.5	31.011	180.9	1:39.898		13	32.042	178.4	36.981	183.6	31.140	181.9	1:40.163	
6	31.977	180.0	36.831	185.2	31.256	181.9	1:40.064		14	33.997	172.6	42.677	156.0	53.774		2:10.448	Pit
7	36.675	139.0	47.690	147.9	52.931		2:17.296	Pit									
8	6:30.846	170.8	42.729	169.8	32.150	180.9	7:45.725										
<b>4 DUDUKALO RUS SEAT Leon 2.0 TDI Y</b>																	
1	10:56.620	157.5	46.669	146.9	37.943	180.0	12:21.232		8	32.575	176.8	38.251	185.2	31.654	178.1	1:42.480	
2	33.196	177.7	37.982	185.2	31.310	179.0	1:42.488		9	32.594	176.8	37.634	184.9	31.614	180.9	1:41.842	
3	32.425	177.7	37.539	184.3	31.467	179.0	1:41.431		10	32.705	174.3	38.769	166.1	34.767	156.1	1:46.241	
4	32.462	176.8	37.360	183.6	31.516	178.1	1:41.338		11	38.151	150.4	43.266	159.0	32.181	180.9	1:53.598	
5	36.161	138.4	47.277	137.5	50.063		2:13.501	Pit	12	34.111	177.4	41.325	155.8	33.484	177.2	1:48.920	
6	10:21.847	176.2	37.569	183.3	32.197	180.9	11:31.613		13	35.395	150.4	50.765	117.3	56.213		2:22.373	Pit
7	32.274	179.0	37.169	184.3	31.339	179.0	1:40.782										

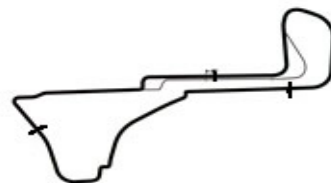


Weather/Track: Sun 21C/Dry 33C

Circuit Length - 4.00 kilometres  
Zolder

## 2011 FIA World Touring Car Championship Free Practice 2 - Sector Analysis Report

Lap	S1 Time	S1 Spd	S2 Time	S2 Spd	S3 Time	S3 Spd	Lap Time	Pit	Lap	S1 Time	S1 Spd	S2 Time	S2 Spd	S3 Time	S3 Spd	Lap Time	Pit
<b>5 MICHELISZ HUN BMW 320 TC</b>									<b>Y</b>								
1	11:38.515	172.8	42.809	180.0	32.031	180.0	12:53.355		10	32.458	176.5	37.090	185.2	31.677	180.0	1:41.225	
2	32.531	177.4	38.604	183.9	36.689	180.9	1:47.824		11	32.251	176.8	37.107	185.5	31.352	181.9	1:40.710	
3	32.397	177.4	37.244	184.9	31.432	180.0	1:41.073		12	32.342	177.7	40.185	148.9	36.012	180.0	1:48.539	
4	32.278	178.0	36.999	185.5	31.638	180.9	1:40.915		13	32.352	178.0	37.180	184.3	31.472	181.9	1:41.004	
5	32.494	174.0	37.240	185.5	31.256	181.9	1:40.990		14	32.169	177.7	37.031	185.2	31.649	180.9	1:40.849	
6	33.802	177.7	37.170	186.2	31.240	180.9	1:42.212		15	32.214	176.8	37.148	185.5	31.866	180.0	1:41.228	
7	32.216	176.8	38.286	183.9	31.562	180.9	1:42.064		16	33.752	165.7	44.975	151.4	53.526		2:12.253	Pit
8	32.469	176.8	36.998	185.5	31.695	178.1	1:41.162										
9	33.333	165.7	42.020	181.5	31.606	180.9	1:46.959										
<b>7 BARTH CHE SEAT Leon 2.0 TDI</b>									<b>Y</b>								
1	11:03.336	130.7	50.272	121.3	38.703	134.1	12:32.311		8	35.154	148.4	47.480	139.5	46.048		2:08.682	Pit
2	39.911	162.5	51.124	152.9	40.827	139.0	2:11.862		9	3:07.468	176.5	37.579	183.3	31.691	179.0	4:16.738	
3	42.456	130.2	47.724	123.8	48.150		2:18.330	Pit	10	32.523	174.3	37.400	183.6	31.420	178.1	1:41.343	
4	7:47.642	168.5	38.796	181.5	31.784	180.0	8:58.222		11	32.476	175.3	37.514	183.9	31.511	179.0	1:41.501	
5	32.346	177.7	36.978	183.6	40.831	180.0	1:50.155		12	37.594	150.6	47.697	139.7	49.133		2:14.424	Pit
6	32.506	175.9	37.311	183.6	31.806	179.0	1:41.623										
7	32.465	174.6	37.470	183.6	31.823	178.1	1:41.758										
<b>8 MENU CHE Chevrolet Cruze 1.6T</b>																	
1	10:50.305	138.0	44.548	159.5	44.386		12:19.239	Pit	8	31.917	177.7	36.619	183.6	46.677		1:55.213	Pit
2	2:47.002	169.6	39.043	178.8	31.949	176.2	3:57.994		9	4:12.618	137.7	44.129	155.3	32.550	176.2	5:29.297	
3	31.879	178.4	36.835	182.1	30.950	177.2	1:39.664		10	31.976	177.7	36.738	182.7	31.867	174.4	1:40.581	
4	31.773	180.0	36.782	182.4	30.869	177.2	1:39.424		11	32.073	175.9	36.731	183.3	31.296	175.3	1:40.100	
5	33.501	164.4	44.059	158.8	49.276		2:06.836	Pit	12	32.160	175.3	36.894	182.7	31.275	176.2	1:40.329	
6	4:05.347	140.5	44.787	168.4	31.758	178.1	5:21.892		13	34.405	166.0	41.305	159.2	49.091		2:04.801	Pit
7	31.845	177.4	36.601	183.6	30.917	176.2	1:39.363										
<b>9 O'YOUNG CHN Chevrolet Cruze 1.6T</b>									<b>Y</b>								
1	12:16.228	162.8	40.989	179.7	31.840	179.0	13:29.057		6	31.815	176.8	36.864	182.7	30.918	178.1	1:39.597	
2	32.480	175.3	37.088	182.7	31.042	178.1	1:40.610		7	32.708	176.2	41.265	158.8	51.058		2:05.031	Pit
3	32.027	178.0	37.146	182.7	30.839	179.0	1:40.012		8	1:17.364	143.7	44.543	167.1	46.931		2:48.838	Pit
4	34.338	172.3	43.035	129.4	47.406		2:04.779	Pit									
5	8:51.555	162.8	39.717	181.5	31.496	177.2	10:02.768										
<b>10 TANIGUCHI JPN Chevrolet Cruze 1.6T</b>									<b>Y</b>								
1	11:21.412	162.8	39.549	180.3	32.595	175.3	12:33.556		10	32.562	176.8	37.977	180.6	31.920	176.2	1:42.459	
2	32.966	175.0	37.768	181.5	31.589	177.2	1:42.323		11	32.742	176.2	37.783	181.2	31.637	179.0	1:42.162	
3	32.785	175.3	38.265	181.2	31.675	176.2	1:42.725		12	32.554	174.6	38.045	180.0	31.524	177.2	1:42.123	
4	33.466	169.9	38.137	180.0	31.778	175.3	1:43.381		13	32.706	175.6	37.593	180.9	31.812	177.2	1:42.111	
5	32.917	174.3	37.983	180.0	31.789	177.2	1:42.689		14	32.699	174.3	37.907	180.3	31.851	177.2	1:42.457	
6	32.619	174.0	37.975	179.4	31.732	178.1	1:42.326		15	32.838	172.6	38.214	179.7	31.855	174.4	1:42.907	
7	35.387	151.1	45.771	107.0	53.948		2:15.106	Pit	16	34.819	152.9	49.240	116.1	1:02.651		2:26.710	Pit
8	3:39.929	155.5	39.011	180.0	32.031	177.2	4:50.971										
9	34.202	174.6	38.144	180.9	31.540	176.2	1:43.886										



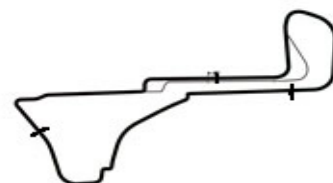
Weather/Track: Sun 21C/Dry 33C

Circuit Length - 4.00 kilometres  
Zolder

# 2011 FIA World Touring Car Championship

## Free Practice 2 - Sector Analysis Report

Lap	S1 Time	S1 Spd	S2 Time	S2 Spd	S3 Time	S3 Spd	Lap Time	Pit	Lap	S1 Time	S1 Spd	S2 Time	S2 Spd	S3 Time	S3 Spd	Lap Time	Pit	
<b>11 POULSEN</b> DNK BMW 320 TC									<b>Y</b>									
1	11:00.038	171.4	42.599	163.8	32.280	185.8	12:14.917		4	46.106	102.6	1:00.311	93.1	1:01.546			2:47.963	Pit
2	32.180	178.0	36.881	183.9	31.361	182.8	1:40.422											
3	32.194	177.7	36.736	183.3	32.866	117.1	1:41.796											
<b>12 ENGSTLER</b> DEU BMW 320 TC									<b>Y</b>									
1	11:55.837	169.6	39.665	183.3	31.818	181.9	13:07.320		9	32.302	176.2	36.978	183.9	31.214	181.9	1:40.494		
2	32.516	174.0	37.236	183.0	31.727	182.8	1:41.479		10	32.316	175.6	37.223	182.7	47.578		1:57.117	Pit	
3	32.231	178.7	36.641	185.8	31.366	177.2	1:40.238		11	3:03.823	176.2	36.980	184.9	31.295	182.8	4:12.098		
4	32.283	179.3	37.410	157.2	32.287	181.9	1:41.980		12	32.100	178.7	36.902	186.2	31.169	181.9	1:40.171		
5	32.291	177.1	37.183	183.0	31.419	180.0	1:40.893		13	32.287	174.6	37.265	182.7	31.274	181.9	1:40.826		
6	34.297	169.1	45.337	122.7	49.201		2:08.835	Pit	14	35.555	167.4	44.847	123.5	1:01.625		2:22.027	Pit	
7	3:51.295	160.5	43.739	149.3	33.823	182.8	5:08.857											
8	31.856	180.3	36.673	184.3	31.390	181.9	1:39.919											
<b>15 CORONEL</b> NLD BMW 320 TC																		
1	18:25.175	171.4	41.208	178.8	31.581	179.0	19:37.964		8	32.165	178.4	36.833	185.8	31.718	173.6	1:40.716		
2	32.373	178.4	36.875	184.9	31.294	180.0	1:40.542		9	32.515	178.7	36.939	185.5	31.140	180.9	1:40.594		
3	32.513	175.6	36.831	184.9	31.088	180.0	1:40.432		10	32.588	176.8	36.954	185.5	31.577	180.0	1:41.119		
4	32.337	177.7	36.882	185.2	31.123	180.0	1:40.342		11	32.947	173.4	40.805	139.7	38.100	121.7	1:51.852		
5	32.360	177.4	38.736	146.3	49.867		2:00.963	Pit	12	45.308	116.3	51.461	128.2	57.236		2:34.005	Pit	
6	4:33.309	173.4	38.619	185.8	31.231	180.0	5:43.159											
7	32.110	178.0	36.879	185.8	32.410	180.9	1:41.399											
<b>17 NYKJAER</b> DNK SEAT Leon 2.0 TDI									<b>Y</b>									
1	10:55.809	158.2	46.675	147.7	51.733		12:34.217	Pit	7	10:11.730	161.5	43.867	152.7	34.912	180.0	11:30.509		
2	59.403	167.4	41.300	172.2	32.653	179.0	2:13.356		8	32.078	180.0	36.536	185.5	30.934	180.0	1:39.548		
3	32.244	178.7	36.700	184.6	30.964	179.0	1:39.908		9	32.298	179.3	36.981	184.3	31.234	180.0	1:40.513		
4	32.057	179.3	38.889	153.8	34.935	180.0	1:45.881		10	32.048	175.9	36.954	185.8	31.354	180.9	1:40.356		
5	32.045	179.0	36.729	185.8	30.911	180.9	1:39.685		11	37.226	145.0	46.616	142.8	53.885		2:17.727	Pit	
6	32.098	178.0	38.624	171.9	43.897		1:54.619	Pit										
<b>18 MONTEIRO</b> PRT SEAT Leon 2.0 TDI																		
1	10:51.257	169.9	39.360	176.1	32.527	178.1	12:03.144		8	32.183	177.4	37.074	182.7	41.243		1:50.500	Pit	
2	32.333	175.9	37.022	184.6	31.203	178.1	1:40.558		9	6:29.265	172.3	38.840	177.6	32.679	180.0	7:40.784		
3	32.207	177.7	36.799	183.9	31.191	180.0	1:40.197		10	32.055	177.7	40.354	165.8	35.837	180.0	1:48.246		
4	32.193	177.4	36.958	184.3	31.068	180.0	1:40.219		11	32.121	175.6	36.715	183.9	31.266	178.1	1:40.102		
5	32.974	172.3	38.160	176.1	43.482		1:54.616	Pit	12	32.161	175.9	36.923	184.6	46.985		1:56.069	Pit	
6	4:01.617	168.8	43.100	173.9	32.811	180.9	5:17.528											
7	32.211	178.4	36.756	184.3	31.038	180.0	1:40.005											



Weather/Track: Sun 21C/Dry 33C

Circuit Length - 4.00 kilometres  
Zolder

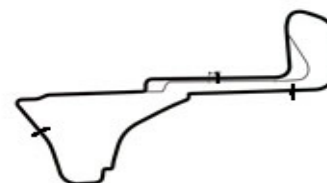
## 2011 FIA World Touring Car Championship Free Practice 2 - Sector Analysis Report

Lap	S1 Time	S1 Spd	S2 Time	S2 Spd	S3 Time	S3 Spd	Lap Time	Pit	Lap	S1 Time	S1 Spd	S2 Time	S2 Spd	S3 Time	S3 Spd	Lap Time	Pit
<b>20 VILLA ESP BMW 320 TC Y</b>																	
1	11:16.356	142.7	48.793	131.3	39.661	132.5	12:44.810		9	4:50.019	174.6	37.647	182.4	31.383	180.0	5:59.049	
2	38.837	146.2	47.871	140.2	40.759	175.3	2:07.467		10	32.280	177.4	37.350	182.7	31.498	179.0	1:41.128	
3	33.778	174.3	39.122	180.9	32.315	178.1	1:45.215		11	32.533	177.4	37.065	183.6	31.294	179.0	1:40.892	
4	32.506	172.0	37.810	183.0	31.325	180.0	1:41.641		12	32.299	177.7	37.110	183.6	31.304	180.0	1:40.713	
5	32.332	176.8	37.221	182.7	31.243	180.0	1:40.796		13	32.367	177.1	37.288	183.9	31.306	180.0	1:40.961	
6	32.837	176.5	37.572	183.0	31.275	180.0	1:41.684		14	32.330	175.6	37.416	182.7	31.515	180.0	1:41.261	
7	32.249	176.5	37.463	183.3	31.516	177.2	1:41.228		15	33.864	147.5	42.588	154.5	53.678		2:10.130	Pit
8	35.092	166.6	41.663	166.1	44.389		2:01.144	Pit									

Lap	S1 Time	S1 Spd	S2 Time	S2 Spd	S3 Time	S3 Spd	Lap Time	Pit	Lap	S1 Time	S1 Spd	S2 Time	S2 Spd	S3 Time	S3 Spd	Lap Time	Pit
<b>21 FABIANI ITA BMW 320Si Y</b>																	
1	13:57.127	153.1	44.805	169.2	33.265	171.0	15:15.197		9	34.089	170.8	39.335	177.3	32.799	172.7	1:46.223	
2	34.860	165.5	39.826	173.3	32.891	172.7	1:47.577		10	33.882	171.4	40.114	173.3	32.685	172.7	1:46.681	
3	34.148	169.1	39.894	176.1	32.708	171.8	1:46.750		11	33.867	172.8	38.711	175.3	32.902	173.6	1:45.480	
4	34.069	169.6	39.217	175.8	32.382	173.6	1:45.668		12	39.039	127.1	54.737	111.3	41.145	157.6	2:14.921	
5	50.663	167.4	40.532	174.4	32.748	172.7	2:03.943		13	36.721	130.9	49.631	137.5	34.311	172.7	2:00.663	
6	34.191	169.6	39.417	173.0	46.888		2:00.496	Pit	14	34.384	169.9	40.585	170.8	51.375		2:06.344	Pit
7	2:15.207	159.2	49.365	137.2	38.405	172.7	3:42.977										
8	33.868	171.7	40.009	170.0	34.136	171.8	1:48.013										

Lap	S1 Time	S1 Spd	S2 Time	S2 Spd	S3 Time	S3 Spd	Lap Time	Pit	Lap	S1 Time	S1 Spd	S2 Time	S2 Spd	S3 Time	S3 Spd	Lap Time	Pit
<b>25 BENNANI MAR BMW 320 TC Y</b>																	
1	11:01.436	171.4	41.918	174.4	32.349	180.9	12:15.703		11	32.404	178.7	37.181	183.9	31.497	180.0	1:41.082	
2	32.968	162.8	37.879	183.0	31.441	180.0	1:42.288		12	32.480	176.8	37.441	183.9	31.437	179.0	1:41.358	
3	32.457	175.9	37.168	184.3	31.355	180.0	1:40.980		13	32.588	178.0	37.975	181.5	31.802	180.0	1:42.365	
4	32.813	177.7	37.393	183.3	31.208	180.9	1:41.414		14	32.484	177.7	37.452	183.0	31.810	177.2	1:41.746	
5	35.593	156.5	41.637	181.8	31.777	180.9	1:49.007		15	34.077	143.3	44.608	181.8	32.951	180.0	1:51.636	
6	32.453	178.7	37.136	183.3	31.298	179.0	1:40.887		16	32.572	177.4	37.159	184.6	31.447	180.0	1:41.178	
7	32.437	178.0	37.021	183.6	31.189	180.9	1:40.647		17	32.480	175.9	38.766	182.4	32.147	179.0	1:43.393	
8	32.344	178.4	37.088	182.7	31.376	180.0	1:40.808		18	32.622	177.7	37.660	181.8	31.860	176.2	1:42.142	
9	32.451	178.0	37.025	183.0	31.347	180.0	1:40.823		19	40.448	140.9	48.371	117.6	58.115		2:26.934	Pit
10	32.724	172.0	37.461	183.0	31.444	180.0	1:41.629										

Lap	S1 Time	S1 Spd	S2 Time	S2 Spd	S3 Time	S3 Spd	Lap Time	Pit	Lap	S1 Time	S1 Spd	S2 Time	S2 Spd	S3 Time	S3 Spd	Lap Time	Pit
<b>30 DAHLGREN SWE Volvo C30 Y</b>																	
1	11:13.291	169.1	43.597	130.9	35.798	179.0	12:32.686		7	33.672	174.6	41.151	180.3	43.425		1:58.248	Pit
2	31.908	179.3	36.845	183.0	31.322	179.0	1:40.075		8	5:37.975	175.3	40.317	171.4	33.667	177.2	6:51.959	
3	33.662	173.7	42.165	163.6	46.934		2:02.761	Pit	9	32.372	178.4	37.168	184.6	31.540	177.2	1:41.080	
4	5:40.696	173.7	42.212	163.6	33.612	178.1	6:56.520		10	32.342	174.0	41.523	169.8	49.796		2:03.661	Pit
5	31.999	178.7	36.801	182.7	31.564	177.2	1:40.364										
6	32.054	172.3	37.026	182.7	31.643	177.2	1:40.723										

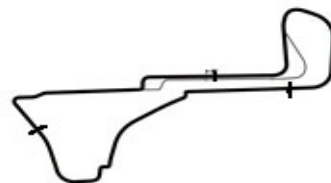


Weather/Track: Sun 21C/Dry 33C

Circuit Length - 4.00 kilometres  
Zolder

## 2011 FIA World Touring Car Championship Free Practice 2 - Sector Analysis Report

Lap	S1 Time	S1 Spd	S2 Time	S2 Spd	S3 Time	S3 Spd	Lap Time	Pit	Lap	S1 Time	S1 Spd	S2 Time	S2 Spd	S3 Time	S3 Spd	Lap Time	Pit
<b>35 SONDEREGGER CHE BMW 320 TC</b>									<b>Y</b>								
1	11:31.557	165.5	39.735	179.7	33.157	179.0	12:44.449		9	32.872	176.8	38.280	183.6	32.054	176.2	1:43.206	
2	33.390	176.5	38.071	180.9	38.244	178.1	1:49.705		10	32.807	175.0	38.993	180.9	32.400	173.6	1:44.200	
3	33.696	176.5	38.862	181.8	32.201	177.2	1:44.759		11	42.911	162.5	39.179	182.1	31.923	177.2	1:54.013	
4	33.285	175.0	47.787	112.6	54.409		2:15.481	Pit	12	43.285	109.5	59.689	107.7	57.373		2:40.347	Pit
5	4:50.539	169.4	38.843	182.4	32.126	177.2	6:01.508		13	2:36.996	169.9	46.138	144.7	36.282	134.6	3:59.416	
6	33.164	177.4	38.471	182.7	32.238	179.0	1:43.873		14	52.368	95.2	1:19.815		1:14.305		3:26.488	Pit
7	32.825	177.7	38.479	182.7	32.024	180.0	1:43.328										
8	32.783	175.0	38.459	182.4	31.831	179.0	1:43.073										
<b>65 LEE HKG BMW 320 TC</b>									<b>Y</b>								
1	13:50.874	169.9	39.665	182.1	31.863	180.9	15:02.402		6	32.137	179.3	37.078	183.9	31.422	179.0	1:40.637	
2	33.166	176.8	37.512	183.3	31.577	180.9	1:42.255		7	32.060	179.3	41.436	151.4	49.147		2:02.643	Pit
3	32.467	178.7	37.027	184.9	31.454	179.0	1:40.948		8	6:45.986	128.0	41.177	174.1	31.662	178.1	7:58.825	
4	35.785	171.4	42.345	160.7	47.462		2:05.592	Pit	9	33.516	178.0	38.960	143.4	52.279		2:04.755	Pit
5	7:30.112	174.0	37.994	182.1	31.133	181.9	8:39.239										
<b>74 ORIOLA ESP SEAT Leon 2.0 TDI</b>									<b>Y</b>								
1	10:59.862	161.0	46.156	119.4	37.401	180.0	12:23.419		8	37.812	134.5	47.951	145.3	33.220	180.0	1:58.983	
2	32.381	179.6	37.055	186.2	31.271	180.0	1:40.707		9	32.305	178.7	37.022	185.5	31.705	180.9	1:41.032	
3	37.681	144.8	44.104	161.6	35.735	178.1	1:57.520		10	35.164	168.5	44.807	147.3	1:01.901		2:21.872	Pit
4	32.362	177.4	37.062	184.3	39.958		1:49.382	Pit	11	6:45.896	133.1	46.386	181.8	35.187	166.8	8:07.469	
5	3:08.886	169.6	40.371	180.0	32.637	180.0	4:21.894		12	39.737	145.0	46.981	138.9	50.201		2:16.919	Pit
6	32.178	180.9	36.765	184.9	31.290	180.0	1:40.233										
7	32.178	178.4	36.920	183.6	31.629	179.0	1:40.727										

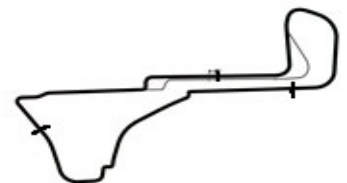


Weather/Track: Sun 21C/Dry 33C

Circuit Length - 4.00 kilometres  
Zolder

## 2011 FIA World Touring Car Championship Free Practice 2 - Best Sector Speeds Report

SECTOR 1				SECTOR 2				SECTOR 3				
POS	NO	NAME	SPEED	LAP	NO	NAME	SPEED	LAP	NO	NAME	SPEED	LAP
1	3	TARQUINI	181.2	9	5	MICHELISZ	186.2	6	11	POULSEN	185.8	1
2	74	ORIOLO	180.9	6	12	ENGSTLER	186.2	12	3	TARQUINI	183.8	12
3	12	ENGSTLER	180.3	8	74	ORIOLO	186.2	2	12	ENGSTLER	182.8	2
4	1	MULLER	180.0	7	3	TARQUINI	185.8	9	5	MICHELISZ	181.9	5
5	8	MENU	180.0	4	15	CORONEL	185.8	6	65	LEE	181.9	5
6	17	NYKJAER	180.0	8	17	NYKJAER	185.8	5	4	DUDUKALO	180.9	6
7	2	HUFF	179.3	3	4	DUDUKALO	185.2	2	15	CORONEL	180.9	7
8	30	DAHLGREN	179.3	2	65	LEE	184.9	3	17	NYKJAER	180.9	5
9	65	LEE	179.3	6	18	MONTEIRO	184.6	2	18	MONTEIRO	180.9	6
10	4	DUDUKALO	179.0	7	25	BENNANI	184.6	16	25	BENNANI	180.9	1
11	15	CORONEL	178.7	9	30	DAHLGREN	184.6	9	74	ORIOLO	180.9	9
12	25	BENNANI	178.7	6	1	MULLER	184.3	6	7	BARTH	180.0	4
13	18	MONTEIRO	178.4	7	2	HUFF	183.9	3	20	VILLA	180.0	4
14	5	MICHELISZ	178.0	4	7	BARTH	183.9	11	35	SONDEREGGE	180.0	7
15	9	O'YOUNG	178.0	3	11	POULSEN	183.9	2	1	MULLER	179.0	1
16	11	POULSEN	178.0	2	20	VILLA	183.9	13	2	HUFF	179.0	1
17	7	BARTH	177.7	5	8	MENU	183.6	7	9	O'YOUNG	179.0	1
18	20	VILLA	177.7	12	35	SONDEREGGE	183.6	9	10	TANIGUCHI	179.0	11
19	35	SONDEREGGE	177.7	7	9	O'YOUNG	182.7	2	30	DAHLGREN	179.0	1
20	10	TANIGUCHI	176.8	10	10	TANIGUCHI	181.5	2	8	MENU	178.1	6
21	21	FABIANI	172.8	11	21	FABIANI	177.3	9	21	FABIANI	173.6	4



Weather/Track: Sun 21C/Dry 33C

Circuit Length - 4.00 kilometres  
Zolder



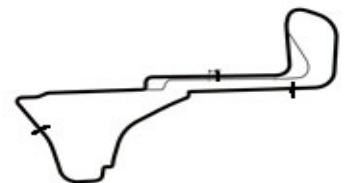
## 2011 FIA World Touring Car Championship Free Practice 2 - Best Sector Times Report

POS	NO	SECTOR 1		SECTOR 2		SECTOR 3		IDEAL/BEST LAP COMPARISON							
		TIME	LAP	NO	TIME	LAP	NO	TIME	LAP	NO	NAME	IDEAL	BEST	LAP	DIFF
1	1	31.652	3	1	36.385	3	9	30.839	3	1	MULLER	1:39.134	1:39.190	3	+ 0.056
2	8	31.773	4	2	36.427	3	2	30.860	3	2	HUFF	1:39.185	1:39.297	3	+ 0.112
3	9	31.815	6	17	36.536	8	8	30.869	4	8	MENU	1:39.243	1:39.363	7	+ 0.120
4	12	31.856	8	8	36.601	7	17	30.911	5	17	NYKJAER	1:39.492	1:39.548	8	+ 0.056
5	2	31.898	7	12	36.641	3	3	30.971	4	9	O'YOUNG	1:39.518	1:39.597	6	+ 0.079
6	30	31.908	2	18	36.715	11	18	31.038	7	12	ENGSTLER	1:39.666	1:39.919	8	+ 0.253
7	3	31.960	11	11	36.736	3	15	31.088	3	3	TARQUINI	1:39.692	1:39.814	9	+ 0.122
8	17	32.045	5	3	36.761	5	1	31.097	9	18	MONTEIRO	1:39.808	1:40.005	7	+ 0.197
9	18	32.055	10	74	36.765	6	65	31.133	5	15	CORONEL	1:40.029	1:40.342	4	+ 0.313
10	65	32.060	7	30	36.801	5	12	31.169	12	30	DAHLGREN	1:40.031	1:40.075	2	+ 0.044
11	15	32.110	7	15	36.831	3	25	31.189	7	74	ORIOLA	1:40.214	1:40.233	6	+ 0.019
12	5	32.169	14	9	36.864	6	5	31.240	6	65	LEE	1:40.220	1:40.637	6	+ 0.417
13	74	32.178	6	7	36.978	5	20	31.243	5	11	POULSEN	1:40.277	1:40.422	2	+ 0.145
14	11	32.180	2	5	36.998	8	74	31.271	2	5	MICHELISZ	1:40.407	1:40.710	11	+ 0.303
15	20	32.249	7	25	37.021	7	4	31.310	2	25	BENNANI	1:40.554	1:40.647	7	+ 0.093
16	4	32.274	7	65	37.027	3	30	31.322	2	20	VILLA	1:40.557	1:40.713	12	+ 0.156
17	25	32.344	8	20	37.065	11	11	31.361	2	7	BARTH	1:40.744	1:41.343	10	+ 0.599
18	7	32.346	5	4	37.169	7	7	31.420	10	4	DUDUKALO	1:40.753	1:40.782	7	+ 0.029
19	10	32.554	12	10	37.593	13	10	31.524	12	10	TANIGUCHI	1:41.671	1:42.111	13	+ 0.440
20	35	32.783	8	35	38.071	2	35	31.831	8	35	SONDEREGG	1:42.685	1:43.073	8	+ 0.388
21	21	33.867	11	21	38.711	11	21	32.382	4	21	FABIANI	1:44.960	1:45.480	11	+ 0.520

'Perfect Lap' - 1:38.876



Weather/Track: Sun 21C/Dry 33C



Circuit Length - 4.00 kilometres  
Zolder

**2011 FIA World Touring Car Championship  
QUALIFYING 1 - PROVISIONAL CLASSIFICATION**

POS	NO	CLS	DRIVER	NAT	CAR	TIME	LAPS	GAP	KPH
1	18		Tiago MONTEIRO	PRT	SEAT Leon 2.0 TDI	1:38.952	3		145.52
2	11	Y	Kristian POULSEN	DNK	BMW 320 TC	1:39.293	5	0.341	145.02
3	25	Y	Mehdi BENNANI	MAR	BMW 320 TC	1:39.328	10	0.376	144.97
4	1		Yvan MULLER	FRA	Chevrolet Cruze 1.6T	1:39.365	7	0.413	144.92
5	8		Alain MENU	CHE	Chevrolet Cruze 1.6T	1:39.367	6	0.415	144.91
6	2		Robert HUFF	GBR	Chevrolet Cruze 1.6T	1:39.373	7	0.421	144.90
7	5	Y	Norbert MICHELISZ	HUN	BMW 320 TC	1:39.417	5	0.465	144.84
8	3		Gabriele TARQUINI	ITA	SEAT Leon 2.0 TDI	1:39.493	6	0.541	144.73
9	12	Y	Franz ENGSTLER	DEU	BMW 320 TC	1:39.583	8	0.631	144.60
10	7	Y	Fredy BARTH	CHE	SEAT Leon 2.0 TDI	1:39.638	9	0.686	144.52
11	15		Tom CORONEL	NLD	BMW 320 TC	1:39.680	8	0.728	144.46
12	74	Y	Pepe ORIOLA	ESP	SEAT Leon 2.0 TDI	1:39.780	9	0.828	144.31
13	30		Robert DAHLGREN	SWE	Volvo C30	1:39.807	6	0.855	144.27
14	9	Y	Darryl O'YOUNG	CHN	Chevrolet Cruze 1.6T	1:39.931	9	0.979	144.09
15	4	Y	Aleksei DUDUKALO	RUS	SEAT Leon 2.0 TDI	1:40.110	10	1.158	143.84
16	65	Y	Marchy LEE	HKG	BMW 320 TC	1:40.406	8	1.454	143.41
17	10	Y	Yukinori TANIGUCHI	JPN	Chevrolet Cruze 1.6T	1:41.712	10	2.760	141.57
18	35	Y	Urs SONDEREGGER	CHE	BMW 320 TC	1:43.537	9	4.585	139.08
19	21	Y	Fabio FABIANI	ITA	BMW 320si	1:44.820	8	5.868	137.37

QUALIFICATION MAXIMA 1:45.878

17	Y		Michel NYKJAER	DNK	SEAT Leon 2.0 TDI	12:07.051	1	10:28.099	19.80
20	Y		Javier VILLA	ESP	BMW 320 TC				N/A

Zolder

Subject to technical scrutineering. For Media Information Purposes - No Regulatory Value.

Circuit Length = 4.0000 km.

Weather/Track: Sun 24C/Dry 40C - Car 20 completed 1 pit lap

Start: 14:00 End: 14:28

Race Director:	Steward:	Timekeeper:	Issued at:
----------------	----------	-------------	------------

**2011 FIA World Touring Car Championship  
QUALIFYING 1 RESULT**

POS	NO	CLS	DRIVER	NAT	CAR	TIME	LAPS	GAP	KPH
1	18		Tiago MONTEIRO	PRT	SEAT Leon 2.0 TDI	1:38.952	3		145.52
2	11	Y	Kristian POULSEN	DNK	BMW 320 TC	1:39.293	5	0.341	145.02
3	25	Y	Mehdi BENNANI	MAR	BMW 320 TC	1:39.328	10	0.376	144.97
4	1		Yvan MULLER	FRA	Chevrolet Cruze 1.6T	1:39.365	7	0.413	144.92
5	8		Alain MENU	CHE	Chevrolet Cruze 1.6T	1:39.367	6	0.415	144.91
6	2		Robert HUFF	GBR	Chevrolet Cruze 1.6T	1:39.373	7	0.421	144.90
7	5	Y	Norbert MICHELISZ	HUN	BMW 320 TC	1:39.417	5	0.465	144.84
8	3		Gabriele TARQUINI	ITA	SEAT Leon 2.0 TDI	1:39.493	6	0.541	144.73
9	12	Y	Franz ENGSTLER	DEU	BMW 320 TC	1:39.583	8	0.631	144.60
10	7	Y	Fredy BARTH	CHE	SEAT Leon 2.0 TDI	1:39.638	9	0.686	144.52
11	15		Tom CORONEL	NLD	BMW 320 TC	1:39.680	8	0.728	144.46
12	74	Y	Pepe ORIOLA	ESP	SEAT Leon 2.0 TDI	1:39.780	9	0.828	144.31
13	30		Robert DAHLGREN	SWE	Volvo C30	1:39.807	6	0.855	144.27
14	9	Y	Darryl O'YOUNG	CHN	Chevrolet Cruze 1.6T	1:39.931	9	0.979	144.09
15	4	Y	Aleksei DUDUKALO	RUS	SEAT Leon 2.0 TDI	1:40.110	10	1.158	143.84
16	65	Y	Marchy LEE	HKG	BMW 320 TC	1:40.406	8	1.454	143.41
17	10	Y	Yukinori TANIGUCHI	JPN	Chevrolet Cruze 1.6T	1:41.712	10	2.760	141.57
18	35	Y	Urs SONDEREGGER	CHE	BMW 320 TC	1:43.537	9	4.585	139.08
19	21	Y	Fabio FABIANI	ITA	BMW 320si	1:44.820	8	5.868	137.37

QUALIFICATION MAXIMA 1:45.878

17	Y		Michel NYKJAER	DNK	SEAT Leon 2.0 TDI	12:07.051	1	10:28.099	19.80
20	Y		Javier VILLA	ESP	BMW 320 TC				N/A

Zolder

Circuit Length = 4.0000 km.

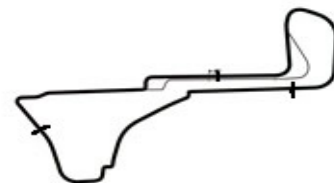
Start: 14:00 End: 14:28

Weather/Track: Sun 24C/Dry 40C

Steward:	Steward:	Steward:	Issued at:
----------	----------	----------	------------

# 2011 FIA World Touring Car Championship Qualifying 1 - Sector Analysis Report

Lap	S1 Time	S1 Spd	S2 Time	S2 Spd	S3 Time	S3 Spd	Lap Time	Pit	Lap	S1 Time	S1 Spd	S2 Time	S2 Spd	S3 Time	S3 Spd	Lap Time	Pit
<b>1 MULLER FRA Chevrolet Cruze 1.6T</b>																	
1	10:42.356	174.3	37.954	181.5	44.443		12:04.753	Pit	5	5:53.051	148.4	50.902	103.9	35.417	178.1	7:19.370	
2	11:40.665	170.8	41.406	176.1	31.878	179.0	12:53.949		6	31.482	179.6	36.440	183.6	31.443	170.1	1:39.365	
3	31.541	178.0	36.683	182.1	31.371	171.0	1:39.595		7	31.664	180.0	36.636	183.9	55.377		2:03.677	Pit
4	31.602	180.0	36.812	182.1	44.296		1:52.710	Pit									
<b>2 HUFF GBR Chevrolet Cruze 1.6T</b>																	
1	10:46.158	175.6	38.276	182.7	44.845		12:09.279	Pit	5	6:07.810	162.5	40.107	174.1	34.126	178.1	7:22.043	
2	11:43.614	175.9	39.963	178.8	32.249	179.0	12:55.826		6	31.495	180.6	36.702	183.0	31.256	171.0	1:39.453	
3	31.804	177.7	36.669	182.7	30.900	179.0	1:39.373		7	32.126	178.7	36.480	183.3	48.784		1:57.390	Pit
4	31.938	178.7	36.799	183.0	45.567		1:54.304	Pit									
<b>3 TARQUINI ITA SEAT Leon 2.0 TDI</b>																	
1	10:51.426	175.0	39.529	180.6	31.922	180.0	12:02.877		5	4:16.164	171.7	40.800	180.0	33.405	112.8	5:30.369	
2	16:24.075	163.9	42.105	171.7	32.484	180.0	17:38.664		6	43.474	138.2	48.336	143.2	48.343		2:20.153	Pit
3	31.830	179.6	36.511	186.2	31.152	179.0	1:39.493										
4	34.591	169.4	41.300	165.3	43.688		1:59.579	Pit									
<b>4 DUDUKALO RUS SEAT Leon 2.0 TDI Y</b>																	
1	10:52.790	173.4	38.871	174.4	32.134	180.9	12:03.795		7	2:25.329	162.0	43.906	154.5	31.627	180.0	3:40.862	
2	32.039	178.0	37.163	185.8	31.582	179.0	1:40.784		8	31.777	177.7	37.103	184.6	31.230	179.0	1:40.110	
3	10:25.953	160.0	41.456	174.7	36.776	180.9	11:44.185		9	32.754	174.3	37.632	186.8	31.302	179.0	1:41.688	
4	31.849	180.6	37.211	185.2	31.192	180.0	1:40.252		10	32.298	178.4	37.277	184.9	31.269	180.0	1:40.844	
5	31.968	178.4	37.329	183.9	31.344	179.0	1:40.641										
6	34.068	166.3	50.071	156.7	45.568		2:09.707	Pit									
<b>5 MICHELISZ HUN BMW 320 TC Y</b>																	
1	11:10.853	168.0	43.274	183.9	35.732	179.0	12:29.859		4	31.760	180.0	36.692	186.5	30.965	180.0	1:39.417	
2	11:35.869	141.3	44.180	145.9	36.408	180.9	12:56.457		5	34.052	171.1	41.064	178.8	49.570		2:04.686	Pit
3	31.844	178.4	36.904	187.1	30.962	180.0	1:39.710										
<b>7 BARTH CHE SEAT Leon 2.0 TDI Y</b>																	
1	10:56.832	169.9	40.709	167.4	33.133	180.9	12:10.674		6	2:31.743	161.7	42.567	175.0	31.934	180.0	3:46.244	
2	31.896	179.0	38.918	180.3	31.307	179.0	1:42.121		7	31.827	178.7	37.070	183.3	31.412	179.0	1:40.309	
3	12:05.236	129.3	47.331	168.2	31.551	180.0	13:24.118		8	32.093	176.8	37.164	183.3	31.264	179.0	1:40.521	
4	31.741	179.3	36.954	184.6	30.943	180.0	1:39.638		9	37.321	127.2	47.359	131.8	49.759		2:14.439	Pit
5	32.065	178.0	45.434	125.2	48.530		2:06.029	Pit									
<b>8 MENU CHE Chevrolet Cruze 1.6T</b>																	
1	10:49.393	173.1	38.847	180.9	43.916		12:12.156	Pit	5	8:03.845	152.0	43.933	176.4	34.805	177.2	9:22.583	
2	11:44.851	155.0	41.904	162.6	33.740	180.0	13:00.495		6	31.759	178.4	42.400	147.3	43.829		1:57.988	Pit
3	31.959	180.6	36.509	183.3	30.899	176.2	1:39.367										
4	32.766	172.3	42.202	165.1	46.063		2:01.031	Pit									

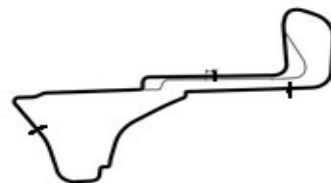


Weather/Track: Sun 24C/Dry 40C

Circuit Length - 4.00 kilometres  
Zolder

## 2011 FIA World Touring Car Championship Qualifying 1 - Sector Analysis Report

Lap	S1 Time	S1 Spd	S2 Time	S2 Spd	S3 Time	S3 Spd	Lap Time	Pit	Lap	S1 Time	S1 Spd	S2 Time	S2 Spd	S3 Time	S3 Spd	Lap Time	Pit	
<b>9 O'YOUNG</b>									<b>CHN Chevrolet Cruze 1.6T</b>									<b>Y</b>
1	11:44.325	158.7	41.107	182.1	31.851	177.2	12:57.283		6	2:21.061	173.1	38.211	182.4	31.143	178.1	3:30.415		
2	11:18.167	173.1	42.202	139.1	35.899	179.0	12:36.268		7	34.962	176.2	40.071	183.0	31.294	177.2	1:46.327		
3	31.724	177.1	37.355	181.5	31.142	176.2	1:40.221		8	32.636	177.7	36.741	183.3	31.061	177.2	1:40.438		
4	31.961	177.4	37.208	182.4	31.184	176.2	1:40.353		9	31.930	177.1	36.879	183.0	31.122	177.2	1:39.931		
5	31.977	176.8	38.714	182.1	46.990		1:57.681	Pit										
<b>10 TANIGUCHI</b>									<b>JPN Chevrolet Cruze 1.6T</b>									<b>Y</b>
1	11:44.837	164.7	41.394	180.3	32.096	177.2	12:58.327		7	32.553	172.8	38.003	180.3	31.744	176.2	1:42.300		
2	11:26.989	169.1	39.843	180.3	31.951	179.0	12:38.783		8	32.644	171.4	38.016	180.0	32.209	174.4	1:42.869		
3	32.843	178.0	37.848	182.1	32.217	176.2	1:42.908		9	32.827	171.4	38.119	179.4	32.514	173.6	1:43.460		
4	32.979	174.0	39.676	182.1	32.236	176.2	1:44.891		10	33.150	162.8	44.028	180.6	32.733	171.8	1:49.911		
5	32.250	174.3	37.677	182.1	31.785	175.3	1:41.712											
6	32.405	175.6	38.036	180.9	31.784	176.2	1:42.225											
<b>11 POULSEN</b>									<b>DNK BMW 320 TC</b>									<b>Y</b>
1	10:57.105	174.6	38.976	180.9	32.097	183.8	12:08.178		4	31.573	181.2	36.283	187.5	31.437	185.8	1:39.293		
2	31.767	180.0	37.629	184.9	31.252	179.0	1:40.648		5	31.763	178.7	37.499	184.3	40.622		1:49.884	Pit	
3	10:40.629	173.1	40.604	160.9	33.466	181.9	11:54.699											
<b>12 ENGSTLER</b>									<b>DEU BMW 320 TC</b>									<b>Y</b>
1	10:58.023	166.8	39.929	167.1	33.427	182.8	12:11.379		6	31.957	178.4	37.323	184.3	31.572	178.1	1:40.852		
2	31.784	181.2	37.309	184.3	31.455	178.1	1:40.548		7	35.452	159.4	43.111	167.4	53.902		2:12.465	Pit	
3	10:07.358	172.0	39.990	168.2	33.907	183.8	11:21.255		8	5:29.868	177.1	37.999	182.1	51.003		6:58.870	Pit	
4	31.769	181.2	36.754	184.3	31.060	180.0	1:39.583											
5	32.306	178.7	39.129	180.6	31.573	182.8	1:43.008											
<b>15 CORONEL</b>									<b>NLD BMW 320 TC</b>									
1	10:50.350	172.8	39.742	181.8	31.610	180.9	12:01.702		6	5:42.925	142.7	45.390	175.8	32.169	180.9	7:00.484		
2	31.918	178.0	36.399	186.8	34.110	180.0	1:42.427		7	31.749	178.4	36.550	185.8	31.381	178.1	1:39.680		
3	10:12.259	169.4	39.138	184.3	31.120	182.8	11:22.517		8	31.775	179.0	36.660	186.5	31.294	179.0	1:39.729		
4	31.846	177.1	36.749	185.2	31.412	180.9	1:40.007											
5	32.383	178.7	38.108	180.0	44.481		1:54.972	Pit										
<b>17 NYKJAER</b>									<b>DNK SEAT Leon 2.0 TDI</b>									<b>Y</b>
1	10:55.957	164.7	39.257	177.3	31.837	179.0	12:07.051											
<b>18 MONTEIRO</b>									<b>PRT SEAT Leon 2.0 TDI</b>									
1	23:58.756	162.0	44.719	151.4	36.371	181.9	25:19.846		3	32.387	166.8	44.122	137.0	46.866		2:03.375	Pit	
2	31.647	181.6	36.462	185.2	30.843	180.9	1:38.952											
<b>20 VILLA</b>									<b>ESP BMW 320 TC</b>									<b>Y</b>
1	12:00.841	135.3	48.229	126.9	46.403		13:35.473	Pit										

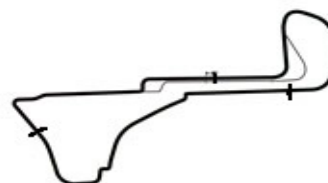


Weather/Track: Sun 24C/Dry 40C

Circuit Length - 4.00 kilometres  
Zolder

## 2011 FIA World Touring Car Championship Qualifying 1 - Sector Analysis Report

Lap	S1 Time	S1 Spd	S2 Time	S2 Spd	S3 Time	S3 Spd	Lap Time	Pit	Lap	S1 Time	S1 Spd	S2 Time	S2 Spd	S3 Time	S3 Spd	Lap Time	Pit									
<b>21 FABIANI</b>									<b>ITA BMW 320si</b>									<b>Y</b>								
1	24:16.370	165.5	42.933	142.8	37.584	171.8	25:36.887		6	35.298	169.6	39.763	175.3	44.000			1:59.061	Pit								
2	34.634	169.1	39.524	176.4	33.312	172.7	1:47.470		7	2:08.932	136.0	53.651	140.4	37.384	171.8	3:39.967										
3	33.800	171.4	38.811	175.8	32.543	173.6	1:45.154		8	33.223	172.8	38.660	177.6	32.937	169.3	1:44.820										
4	35.072	168.5	42.985	172.2	32.405	173.6	1:50.462																			
5	33.514	172.0	39.051	176.4	33.081	172.7	1:45.646																			
<b>25 BENNANI</b>									<b>MAR BMW 320 TC</b>									<b>Y</b>								
1	11:01.351	171.7	38.540	183.3	36.346	180.0	12:16.237		7	2:43.878	168.2	38.165	185.2	31.215	180.9	3:53.258										
2	31.826	180.0	39.042	182.1	32.259	139.0	1:43.127		8	31.734	179.3	36.703	185.2	30.990	179.0	1:39.427										
3	10:02.798	174.3	39.759	179.1	32.676	180.9	11:15.233		9	31.764	179.6	36.618	185.5	30.946	180.0	1:39.328										
4	31.642	180.6	36.905	185.2	31.148	180.9	1:39.695		10	31.937	179.3	36.785	185.5	31.000	180.0	1:39.722										
5	32.172	180.0	37.158	183.3	31.174	180.0	1:40.504																			
6	32.070	179.0	37.088	182.7	46.594		1:55.752	Pit																		
<b>30 DAHLGREN</b>									<b>SWE Volvo C30</b>																	
1	11:01.183	170.2	41.827	170.0	35.707	180.0	12:18.717		5	4:59.854	173.1	40.301	175.3	32.412	178.1	6:12.567										
2	13:56.339	136.4	41.522	170.6	33.893	179.0	15:11.754		6	32.238	177.1	37.997	153.1	51.866		2:02.101	Pit									
3	31.593	180.0	36.665	182.4	31.549	177.2	1:39.807																			
4	33.602	174.6	39.463	180.3	43.241		1:56.306	Pit																		
<b>35 SONDEREGGER</b>									<b>CHE BMW 320 TC</b>									<b>Y</b>								
1	11:17.060	161.2	44.618	174.1	49.490		12:51.168	Pit	6	2:25.845	171.1	38.337	183.6	31.773	176.2	3:35.955										
2	11:22.811	170.8	44.969	141.1	36.805	180.0	12:44.585		7	32.880	177.1	38.340	182.4	33.584	165.2	1:44.804										
3	32.945	176.5	38.256	183.0	32.603	177.2	1:43.804		8	33.303	175.9	46.802	177.3	34.040	178.1	1:54.145										
4	33.134	176.8	38.590	182.7	31.813	178.1	1:43.537		9	33.161	171.7	39.020	183.3	32.238	177.2	1:44.419										
5	45.810	105.9	53.544	128.8	53.163		2:32.517	Pit																		
<b>65 LEE</b>									<b>HKG BMW 320 TC</b>									<b>Y</b>								
1	11:05.750	172.0	38.802	183.9	36.030	181.9	12:20.582		6	32.757	145.8	47.020	144.1	48.223		2:08.000	Pit									
2	12:04.327	173.1	40.952	183.6	33.874	182.8	13:19.153		7	3:49.836	176.2	37.792	183.9	31.631	180.9	4:59.259										
3	32.188	176.8	37.273	187.5	30.945	180.0	1:40.406		8	32.187	179.0	37.865	155.3	31.339	180.9	1:41.391										
4	39.769	175.3	41.622	185.5	33.558	181.9	1:54.949																			
5	32.219	180.0	37.724	165.1	31.392	180.0	1:41.335																			
<b>74 ORIOLA</b>									<b>ESP SEAT Leon 2.0 TDI</b>									<b>Y</b>								
1	10:58.780	164.9	40.224	183.0	34.815	181.9	12:13.819		6	31.736	179.6	36.770	184.9	31.274	180.9	1:39.780										
2	11:45.775	150.0	44.497	140.2	36.890	182.8	13:07.162		7	32.147	177.4	38.827	164.3	34.383	180.9	1:45.357										
3	31.853	180.6	36.781	184.3	31.163	181.9	1:39.797		8	31.978	178.0	36.811	183.6	31.238	179.0	1:40.027										
4	31.901	179.3	37.274	170.6	44.817		1:53.992	Pit	9	37.238	143.5	44.086	159.0	42.878		2:04.202	Pit									
5	3:30.859	169.6	38.176	185.2	31.858	182.8	4:40.893																			



Weather/Track: Sun 24C/Dry 40C

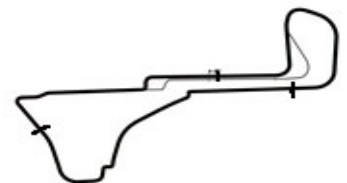
Circuit Length - 4.00 kilometres  
Zolder

## 2011 FIA World Touring Car Championship Qualifying 1 - Best Sector Speeds Report

SECTOR 1				SECTOR 2				SECTOR 3				
POS	NO	NAME	SPEED	LAP	NO	NAME	SPEED	LAP	NO	NAME	SPEED	LAP
1	18	MONTEIRO	181.6	2	11	POULSEN	187.5	4	11	POULSEN	185.8	4
2	11	POULSEN	181.2	4	65	LEE	187.5	3	12	ENGSTLER	183.8	3
3	12	ENGSTLER	181.2	2	5	MICHELISZ	187.1	3	15	CORONEL	182.8	3
4	2	HUFF	180.6	6	4	DUDUKALO	186.8	9	65	LEE	182.8	2
5	4	DUDUKALO	180.6	4	15	CORONEL	186.8	2	74	ORIOLA	182.8	2
6	8	MENU	180.6	3	3	TARQUINI	186.2	3	18	MONTEIRO	181.9	1
7	25	BENNANI	180.6	4	25	BENNANI	185.5	9	4	DUDUKALO	180.9	1
8	74	ORIOLA	180.6	3	18	MONTEIRO	185.2	2	5	MICHELISZ	180.9	2
9	1	MULLER	180.0	4	74	ORIOLA	185.2	5	7	BARTH	180.9	1
10	5	MICHELISZ	180.0	4	7	BARTH	184.6	4	25	BENNANI	180.9	3
11	30	DAHLGREN	180.0	3	12	ENGSTLER	184.3	2	3	TARQUINI	180.0	1
12	65	LEE	180.0	5	1	MULLER	183.9	7	8	MENU	180.0	2
13	3	TARQUINI	179.6	3	35	SONDEREGGE	183.6	6	30	DAHLGREN	180.0	1
14	7	BARTH	179.3	4	2	HUFF	183.3	7	35	SONDEREGGE	180.0	2
15	15	CORONEL	179.0	8	8	MENU	183.3	3	1	MULLER	179.0	2
16	10	TANIGUCHI	178.0	3	9	O'YOUNG	183.3	8	2	HUFF	179.0	2
17	9	O'YOUNG	177.7	8	30	DAHLGREN	182.4	3	9	O'YOUNG	179.0	2
18	35	SONDEREGGE	177.1	7	10	TANIGUCHI	182.1	3	10	TANIGUCHI	179.0	2
19	21	FABIANI	172.8	8	21	FABIANI	177.6	8	17	NYKJAER	179.0	1
20	17	NYKJAER	164.7	1	17	NYKJAER	177.3	1	21	FABIANI	173.6	3
21	20	VILLA	135.3	1	20	VILLA	126.9	1				



Weather/Track: Sun 24C/Dry 40C



Circuit Length - 4.00 kilometres  
Zolder

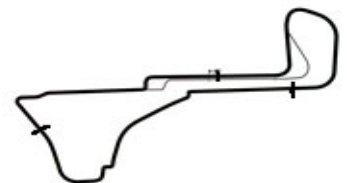
## 2011 FIA World Touring Car Championship Qualifying 1 - Best Sector Times Report

POS	NO	SECTOR 1		SECTOR 2		SECTOR 3		IDEAL/BEST LAP COMPARISON							
		TIME	LAP	NO	TIME	LAP	NO	TIME	LAP	NO	NAME	IDEAL	BEST	LAP	DIFF
1	1	31.482	6	11	36.283	4	18	30.843	2	2	HUFF	1:38.875	1:39.373	3	+ 0.498
2	2	31.495	6	15	36.399	2	8	30.899	3	18	MONTEIRO	1:38.952	1:38.952	2	+ 0.000
3	11	31.573	4	1	36.440	6	2	30.900	3	11	POULSEN	1:39.108	1:39.293	4	+ 0.185
4	30	31.593	3	18	36.462	2	7	30.943	4	8	MENU	1:39.167	1:39.367	3	+ 0.200
5	25	31.642	4	2	36.480	7	65	30.945	3	25	BENNANI	1:39.206	1:39.328	9	+ 0.122
6	18	31.647	2	8	36.509	3	25	30.946	9	15	CORONEL	1:39.268	1:39.680	7	+ 0.412
7	9	31.724	3	3	36.511	3	5	30.962	3	1	MULLER	1:39.293	1:39.365	6	+ 0.072
8	74	31.736	6	25	36.618	9	12	31.060	4	5	MICHELISZ	1:39.414	1:39.417	4	+ 0.003
9	7	31.741	4	30	36.665	3	9	31.061	8	3	TARQUINI	1:39.493	1:39.493	3	+ 0.000
10	15	31.749	7	5	36.692	4	15	31.120	3	9	O'YOUNG	1:39.526	1:39.931	9	+ 0.405
11	8	31.759	6	9	36.741	8	3	31.152	3	12	ENGSTLER	1:39.583	1:39.583	4	+ 0.000
12	5	31.760	4	12	36.754	4	74	31.163	3	7	BARTH	1:39.638	1:39.638	4	+ 0.000
13	12	31.769	4	74	36.770	6	4	31.192	4	74	ORIOLA	1:39.669	1:39.780	6	+ 0.111
14	4	31.777	8	7	36.954	4	11	31.252	2	30	DAHLGREN	1:39.807	1:39.807	3	+ 0.000
15	3	31.830	3	4	37.103	8	1	31.371	3	4	DUDUKALO	1:40.072	1:40.110	8	+ 0.038
16	65	32.187	8	65	37.273	3	30	31.549	3	65	LEE	1:40.405	1:40.406	3	+ 0.001
17	10	32.250	5	10	37.677	5	10	31.744	7	10	TANIGUCHI	1:41.671	1:41.712	5	+ 0.041
18	35	32.880	7	35	38.256	3	35	31.773	6	35	SONDEREGG	1:42.909	1:43.537	4	+ 0.628
19	21	33.223	8	21	38.660	8	17	31.837	1	21	FABIANI	1:44.288	1:44.820	8	+ 0.532
20	17	10:55.95	1	17	39.257	1	21	32.405	4	17	NYKJAER	12:07.051	12:07.051	1	+ 0.000
21	20	12:00.84	1	20	48.229	1	20	46.403	1	20	VILLA	13:35.473	13:35.473	1	+ 0.000

'Perfect Lap' - 1:38.608



Weather/Track: Sun 24C/Dry 40C



Circuit Length - 4.00 kilometres  
Zolder



**2011 FIA World Touring Car Championship  
QUALIFYING 2 - PROVISIONAL CLASSIFICATION**

POS	NO	CLS	DRIVER	NAT	CAR	TIME	LAPS	GAP	KPH
1	2		Robert HUFF	GBR	Chevrolet Cruze 1.6T	1:38.458	6		146.25
2	8		Alain MENU	CHE	Chevrolet Cruze 1.6T	1:38.598	6	0.140	146.04
3	3		Gabriele TARQUINI	ITA	SEAT Leon 2.0 TDI	1:38.723	6	0.265	145.86
4	1		Yvan MULLER	FRA	Chevrolet Cruze 1.6T	1:38.738	5	0.280	145.84
5	18		Tiago MONTEIRO	PRT	SEAT Leon 2.0 TDI	1:38.907	6	0.449	145.59
6	11	Y	Kristian POULSEN	DNK	BMW 320 TC	1:39.398	3	0.940	144.87
7	5	Y	Norbert MICHELISZ	HUN	BMW 320 TC	1:39.450	6	0.992	144.79
8	12	Y	Franz ENGSTLER	DEU	BMW 320 TC	1:39.962	4	1.504	144.05
9	7	Y	Fredy BARTH	CHE	SEAT Leon 2.0 TDI	1:40.015	6	1.557	143.97
10	25	Y	Mehdi BENNANI	MAR	BMW 320 TC	1:40.438	6	1.980	143.37

Subject to technical scrutineering. For Media Information Purposes - No Regulatory Value.

Weather/Track: Sun 25C/Dry 40C

Zolder

Circuit Length = 4.0000 km.

Start: 14:34 End: 14:44

Race Director:	Steward:	Timekeeper:	Issued at:
----------------	----------	-------------	------------

**2011 FIA World Touring Car Championship  
QUALIFYING 2 RESULT**

POS	NO	CLS	DRIVER	NAT	CAR	TIME	LAPS	GAP	KPH
1	2		Robert HUFF	GBR	Chevrolet Cruze 1.6T	1:38.458	6		146.25
2	8		Alain MENU	CHE	Chevrolet Cruze 1.6T	1:38.598	6	0.140	146.04
3	3		Gabriele TARQUINI	ITA	SEAT Leon 2.0 TDI	1:38.723	6	0.265	145.86
4	1		Yvan MULLER	FRA	Chevrolet Cruze 1.6T	1:38.738	5	0.280	145.84
5	18		Tiago MONTEIRO	PRT	SEAT Leon 2.0 TDI	1:38.907	6	0.449	145.59
6	11	Y	Kristian POULSEN	DNK	BMW 320 TC	1:39.398	3	0.940	144.87
7	5	Y	Norbert MICHELISZ	HUN	BMW 320 TC	1:39.450	6	0.992	144.79
8	12	Y	Franz ENGSTLER	DEU	BMW 320 TC	1:39.962	4	1.504	144.05
9	7	Y	Fredy BARTH	CHE	SEAT Leon 2.0 TDI	1:40.015	6	1.557	143.97
10	25	Y	Mehdi BENNANI	MAR	BMW 320 TC	1:40.438	6	1.980	143.37

Zolder

Circuit Length = 4.0000 km.

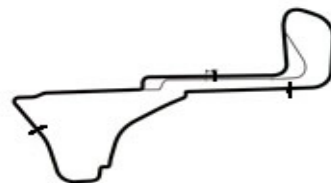
Start: 14:34 End: 14:44

Weather/Track: Sun 25C/Dry 40C

Steward:	Steward:	Steward:	Issued at:
----------	----------	----------	------------

# 2011 FIA World Touring Car Championship Qualifying 2 - Sector Analysis Report

Lap	S1 Time	S1 Spd	S2 Time	S2 Spd	S3 Time	S3 Spd	Lap Time	Pit	Lap	S1 Time	S1 Spd	S2 Time	S2 Spd	S3 Time	S3 Spd	Lap Time	Pit
<b>1 MULLER</b> FRA Chevrolet Cruze 1.6T																	
1	10:45.348	138.4	45.863	144.0	33.914	179.0	12:05.125		4	2:28.880	134.2	48.695	112.6	34.738	180.9	3:52.313	
2	31.320	179.3	36.196	182.4	31.222	176.2	1:38.738		5	31.553	168.0	39.858	150.6	46.640		1:58.051	Pit
3	32.402	175.6	38.054	180.3	42.986		1:53.442	Pit									
<b>2 HUFF</b> GBR Chevrolet Cruze 1.6T																	
1	10:49.572	161.0	46.843	140.0	35.928	179.0	12:12.343		5	31.627	180.0	36.142	183.0	31.004	175.3	1:38.773	
2	31.542	180.3	36.215	182.4	30.701	177.2	1:38.458		6							2:24.989	Pit
3	32.229	177.4	37.860	182.4	43.589		1:53.678	Pit									
4	2:25.620	132.9	46.538	122.3	44.288	179.0	3:56.446										
<b>3 TARQUINI</b> ITA SEAT Leon 2.0 TDI																	
1	10:51.862	168.5	48.079	118.2	35.557	181.9	12:15.498		5	31.632	179.3	36.215	185.8	30.876	178.1	1:38.723	
2	31.701	180.3	36.472	185.8	30.680	181.9	1:38.853		6							2:19.933	Pit
3	32.362	177.1	38.063	182.1	41.836		1:52.261	Pit									
4	2:11.080	103.4	52.705	111.2	40.045	180.9	3:43.830										
<b>5 MICHELISZ</b> HUN BMW 320 TC																	
1	13:16.917	174.6	40.250	185.5	31.518	180.0	14:28.685		5	32.096	178.0	36.956	186.5	31.134	180.0	1:40.186	
2	34.450	167.7	37.352	185.5	31.574	180.9	1:43.376		6							2:23.364	Pit
3	31.733	179.3	36.803	187.1	30.914	180.9	1:39.450										
4	31.999	177.7	37.047	181.2	34.143	181.9	1:43.189										
<b>7 BARTH</b> CHE SEAT Leon 2.0 TDI																	
1	10:53.888	166.8	48.156	118.5	40.677	179.0	12:22.721		5	32.013	178.0	36.965	184.6	31.037	178.1	1:40.015	
2	32.029	179.0	37.083	185.2	35.088	145.5	1:44.200		6	36.467	149.3			1:36.181		2:12.648	Pit
3	36.999	170.8	40.821	177.3	39.031		1:56.851	Pit									
4	1:53.659	139.6	42.098	147.3	36.131	180.0	3:11.888										
<b>8 MENU</b> CHE Chevrolet Cruze 1.6T																	
1	10:51.500	150.6	48.186	118.2	38.984	178.1	12:18.670		5	31.532	177.1	36.303	183.6	30.763	176.2	1:38.598	
2	31.504	179.0	36.567	183.6	30.937	176.2	1:39.008		6							2:25.646	Pit
3	32.886	176.8	38.528	182.7	40.619		1:52.033	Pit									
4	2:21.782	150.6	48.137	115.5	45.983	178.1	3:55.902										
<b>11 POULSEN</b> DNK BMW 320 TC																	
1	11:07.976	174.3	41.772	106.0	37.714	181.9	12:27.462		3	48.427	138.8	41.666	179.4	48.632		2:18.725	Pit
2	31.616	180.0	36.403	185.5	31.379	180.9	1:39.398										
<b>12 ENGSTLER</b> DEU BMW 320 TC																	
1	10:55.453	167.4	47.458	110.6	40.686	181.9	12:23.597		4	35.002	163.3	41.643	177.6	50.242		2:06.887	Pit
2	31.646	181.6	36.811	187.5	31.505	178.1	1:39.962										
3	31.938	178.4	37.095	186.5	31.311	180.9	1:40.344										



Weather/Track: Sun 25C/Dry 40C

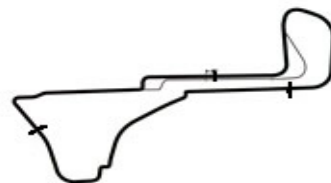
Circuit Length - 4.00 kilometres  
Zolder

# 2011 FIA World Touring Car Championship Qualifying 2 - Sector Analysis Report

Lap	S1 Time	S1 Spd	S2 Time	S2 Spd	S3 Time	S3 Spd	Lap Time	Pit	Lap	S1 Time	S1 Spd	S2 Time	S2 Spd	S3 Time	S3 Spd	Lap Time	Pit
<b>18 MONTEIRO PRT SEAT Leon 2.0 TDI</b>																	
1	10:52.966	161.7	48.381	133.0	40.677	179.0	12:22.024		5	31.518	176.8	36.669	183.6	30.910	179.0	1:39.097	
2	31.631	179.0	36.450	185.5	30.826	179.0	1:38.907		6	35.224	164.4			1:35.935		2:11.159	Pit
3	33.513	170.8	40.676	177.3	38.822		1:53.011	Pit									
4	2:02.225	155.5	42.572	159.2	35.719	180.9	3:20.516										
<b>25 BENNANI MAR BMW 320 TC Y</b>																	
1	13:24.860	177.4	38.192	183.3	31.324	180.0	14:34.376		5	32.306	179.0	37.189	183.3	31.623	178.1	1:41.118	
2	32.260	178.7	36.805	184.3	31.373	179.0	1:40.438		6							2:23.354	Pit
3	32.770	179.3	36.758	184.9	31.407	180.9	1:40.935										
4	33.058	164.9	40.416	147.9	37.955	175.3	1:51.429										



Weather/Track: Sun 25C/Dry 40C



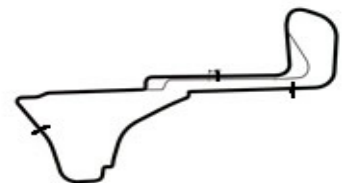
Circuit Length - 4.00 kilometres  
Zolder

## 2011 FIA World Touring Car Championship Qualifying 2 - Best Sector Speeds Report

SECTOR 1				SECTOR 2				SECTOR 3				
POS	NO	NAME	SPEED	LAP	NO	NAME	SPEED	LAP	NO	NAME	SPEED	LAP
1	12	ENGSTLER	181.6	2	12	ENGSTLER	187.5	2	3	TARQUINI	181.9	1
2	2	HUFF	180.3	2	5	MICHELISZ	187.1	3	5	MICHELISZ	181.9	4
3	3	TARQUINI	180.3	2	3	TARQUINI	185.8	2	11	POULSEN	181.9	1
4	11	POULSEN	180.0	2	11	POULSEN	185.5	2	12	ENGSTLER	181.9	1
5	1	MULLER	179.3	2	18	MONTEIRO	185.5	2	1	MULLER	180.9	4
6	5	MICHELISZ	179.3	3	7	BARTH	185.2	2	18	MONTEIRO	180.9	4
7	25	BENNANI	179.3	3	25	BENNANI	184.9	3	25	BENNANI	180.9	3
8	7	BARTH	179.0	2	8	MENU	183.6	2	7	BARTH	180.0	4
9	8	MENU	179.0	2	2	HUFF	183.0	5	2	HUFF	179.0	1
10	18	MONTEIRO	179.0	2	1	MULLER	182.4	2	8	MENU	178.1	1



Weather/Track: Sun 25C/Dry 40C



Circuit Length - 4.00 kilometres  
Zolder

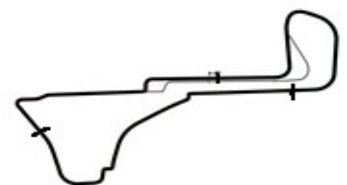
## 2011 FIA World Touring Car Championship Qualifying 2 - Best Sector Times Report

POS	NO	SECTOR 1		SECTOR 2		SECTOR 3		IDEAL/BEST LAP COMPARISON							
		TIME	LAP	NO	TIME	LAP	NO	TIME	LAP	NO	NAME	IDEAL	BEST	LAP	DIFF
1	1	31.320	2	2	36.142	5	3	30.680	2	2	HUFF	1:38.385	1:38.458	2	+ 0.073
2	8	31.504	2	1	36.196	2	2	30.701	2	3	TARQUINI	1:38.527	1:38.723	5	+ 0.196
3	18	31.518	5	3	36.215	5	8	30.763	5	8	MENU	1:38.570	1:38.598	5	+ 0.028
4	2	31.542	2	8	36.303	5	18	30.826	2	1	MULLER	1:38.738	1:38.738	2	+ 0.000
5	11	31.616	2	11	36.403	2	5	30.914	3	18	MONTEIRO	1:38.794	1:38.907	2	+ 0.113
6	3	31.632	5	18	36.450	2	7	31.037	5	11	POULSEN	1:39.398	1:39.398	2	+ 0.000
7	12	31.646	2	25	36.758	3	1	31.222	2	5	MICHELISZ	1:39.450	1:39.450	3	+ 0.000
8	5	31.733	3	5	36.803	3	12	31.311	3	12	ENGSTLER	1:39.768	1:39.962	2	+ 0.194
9	7	32.013	5	12	36.811	2	25	31.324	1	7	BARTH	1:40.015	1:40.015	5	+ 0.000
10	25	32.260	2	7	36.965	5	11	31.379	2	25	BENNANI	1:40.342	1:40.438	2	+ 0.096

'Perfect Lap' - 1:38.142



Weather/Track: Sun 25C/Dry 40C



Circuit Length - 4.00 kilometres  
Zolder

**2011 FIA World Touring Car Championship  
COMBINED QUALIFYING RESULT**

POS	NO	CLS	DRIVER	NAT	CAR	Q1	Q2
1	2		Robert HUFF	GBR	Chevrolet Cruze 1.6T	1:38.458	1:38.458
2	8		Alain MENU	CHE	Chevrolet Cruze 1.6T	1:38.598	1:38.598
3	3		Gabriele TARQUINI	ITA	SEAT Leon 2.0 TDI	1:38.723	1:38.723
4	1		Yvan MULLER	FRA	Chevrolet Cruze 1.6T	1:38.738	1:38.738
5	18		Tiago MONTEIRO	PRT	SEAT Leon 2.0 TDI	1:38.907	1:38.907
6	11	Y	Kristian POULSEN	DNK	BMW 320 TC	1:39.398	1:39.398
7	5	Y	Norbert MICHELISZ	HUN	BMW 320 TC	1:39.450	1:39.450
8	12	Y	Franz ENGSTLER	DEU	BMW 320 TC	1:39.962	1:39.962
9	7	Y	Fredy BARTH	CHE	SEAT Leon 2.0 TDI	1:40.015	1:40.015
10	25	Y	Mehdi BENNANI	MAR	BMW 320 TC	1:40.438	1:40.438
11	15		Tom CORONEL	NLD	BMW 320 TC	1:39.680	
12	74	Y	Pepe ORIOLA	ESP	SEAT Leon 2.0 TDI	1:39.780	
13	30		Robert DAHLGREN	SWE	Volvo C30	1:39.807	
14	9	Y	Darryl O'YOUNG	CHN	Chevrolet Cruze 1.6T	1:39.931	
15	4	Y	Aleksei DUDUKALO	RUS	SEAT Leon 2.0 TDI	1:40.110	
16	65	Y	Marchy LEE	HKG	BMW 320 TC	1:40.406	
17	10	Y	Yukinori TANIGUCHI	JPN	Chevrolet Cruze 1.6T	1:41.712	
18	35	Y	Urs SONDEREGGER	CHE	BMW 320 TC	1:43.537	
19	21	Y	Fabio FABIANI	ITA	BMW 320si	1:44.820	

Cars 17 & 20 did not qualify.

Zolder

Circuit Length = 4.0000 km.

Start: 14:00 End: 14:44

Steward:	Steward:	Steward:	
----------	----------	----------	--

**2011 FIA World Touring Car Championship  
WARM UP**

POS	NO	CLS	DRIVER	NAT	CAR	TIME	LAPS	GAP	KPH
1	20	Y	Javier VILLA	ESP	BMW 320 TC	1:38.589	6		146.06
2	8		Alain MENU	CHE	Chevrolet Cruze 1.6T	1:38.909	8	0.320	145.58
3	2		Robert HUFF	GBR	Chevrolet Cruze 1.6T	1:39.135	9	0.546	145.25
4	1		Yvan MULLER	FRA	Chevrolet Cruze 1.6T	1:39.397	9	0.808	144.87
5	9	Y	Darryl O'YOUNG	CHN	Chevrolet Cruze 1.6T	1:39.571	9	0.982	144.62
6	11	Y	Kristian POULSEN	DNK	BMW 320 TC	1:39.615	10	1.026	144.55
7	5	Y	Norbert MICHELISZ	HUN	BMW 320 TC	1:39.706	9	1.117	144.42
8	15		Tom CORONEL	NLD	BMW 320 TC	1:39.711	10	1.122	144.41
9	18		Tiago MONTEIRO	PRT	SEAT Leon 2.0 TDI	1:39.789	7	1.200	144.30
10	17	Y	Michel NYKJAER	DNK	SEAT Leon 2.0 TDI	1:40.053	8	1.464	143.92
11	25	Y	Mehdi BENNANI	MAR	BMW 320 TC	1:40.057	5	1.468	143.91
12	3		Gabriele TARQUINI	ITA	SEAT Leon 2.0 TDI	1:40.112	6	1.523	143.83
13	12	Y	Franz ENGSTLER	DEU	BMW 320 TC	1:40.194	8	1.605	143.72
14	7	Y	Fredy BARTH	CHE	SEAT Leon 2.0 TDI	1:40.206	9	1.617	143.70
15	65	Y	Marchy LEE	HKG	BMW 320 TC	1:40.556	6	1.967	143.20
16	10	Y	Yukinori TANIGUCHI	JPN	Chevrolet Cruze 1.6T	1:40.904	9	2.315	142.71
17	74	Y	Pepe ORIOLA	ESP	SEAT Leon 2.0 TDI	1:41.398	8	2.809	142.01
18	4	Y	Aleksei DUDUKALO	RUS	SEAT Leon 2.0 TDI	1:42.445	7	3.856	140.56
19	35	Y	Urs SONDEREGGER	CHE	BMW 320 TC	1:44.168	9	5.579	138.23
20	21	Y	Fabio FABIANI	ITA	BMW 320si	1:46.420	8	7.831	135.31
21	30		Robert DAHLGREN	SWE	Volvo C30	1:46.575	5	7.986	135.11

For Media Information Purposes - No Regulatory Value.

Weather/Track: Sun 16C/Dry 26C

Zolder

Circuit Length = 4.0000 km.

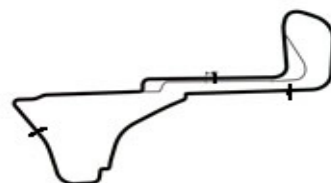
Start: 09:05 End: 09:20

Race Director:	Steward:	Timekeeper:	Issued at:
----------------	----------	-------------	------------



# 2011 FIA World Touring Car Championship Warm-Up - Sector Analysis Report

Lap	S1 Time	S1 Spd	S2 Time	S2 Spd	S3 Time	S3 Spd	Lap Time	Pit	Lap	S1 Time	S1 Spd	S2 Time	S2 Spd	S3 Time	S3 Spd	Lap Time	Pit
<b>1 MULLER</b>									<b>FRA Chevrolet Cruze 1.6T</b>								
1	10:53.426	168.2	42.751	167.7	42.854	147.4	12:19.031		6	31.937	176.8	38.601	178.5	41.510		1:52.048	Pit
2	37.505	136.7	47.376	107.7	38.178	179.0	2:03.059		7	1:06.242	172.0	38.362	183.3	31.862	181.9	2:16.466	
3	32.396	180.0	37.112	182.1	32.041	179.0	1:41.549		8	32.303	180.6	36.729	185.2	31.153	178.1	1:40.185	
4	31.852	166.0	36.928	184.6	31.082	180.0	1:39.862		9	34.534	146.7	41.217	172.2	51.113		2:06.864	Pit
5	31.743	178.0	36.527	184.9	31.127	179.0	1:39.397										
<b>2 HUFF</b>									<b>GBR Chevrolet Cruze 1.6T</b>								
1	10:49.309	162.0	44.869	136.8	39.536	151.3	12:13.714		6	31.958	179.3	36.255	183.9	30.922	179.0	1:39.135	
2	37.526	157.7	43.884	172.8	36.203	160.5	1:57.613		7	37.328	76.1	43.508	183.6	51.102		2:11.938	Pit
3	34.492	177.7	38.244	182.1	32.439	178.1	1:45.175		8	1:37.332	178.0	36.754	182.7	31.026	177.2	2:45.112	
4	32.102	178.7	36.342	183.6	30.955	178.1	1:39.399		9	39.913	69.3	53.766	124.8	53.672		2:27.351	Pit
5	34.046	179.0	39.440	156.0	32.317	179.0	1:45.803										
<b>3 TARQUINI</b>									<b>ITA SEAT Leon 2.0 TDI</b>								
1	11:13.733	161.7	44.412	145.1	38.577	160.5	12:36.722		5	32.169	181.2	36.840	188.4	31.103	180.9	1:40.112	
2	35.463	175.3	43.362	168.7	41.158	101.1	1:59.983		6	31.890	180.3	36.635	187.5	54.886		2:03.411	Pit
3	40.399	138.4	43.451	180.9	37.511	107.2	2:01.361										
4	35.373	160.5	40.758	184.6	31.332	180.9	1:47.463										
<b>4 DUDUKALO</b>									<b>RUS SEAT Leon 2.0 TDI</b>								
1	12:43.471	118.1	51.768	112.0	39.144	152.6	14:14.383		5	1:11.179	178.4	37.558	185.2	31.610	181.9	2:20.347	
2	36.004	163.1	40.687	159.7	35.098	180.0	1:51.789		6	32.262	178.0	38.168	185.2	32.015	180.0	1:42.445	
3	32.169	178.4	38.730	141.3	32.317	180.9	1:43.216		7	32.626	179.0	37.269	184.9	33.062	111.4	1:42.957	
4	32.603	167.4	42.527	154.7	49.838		2:04.968	Pit									
<b>5 MICHELISZ</b>									<b>HUN BMW 320 TC</b>								
1	11:04.842	165.7	42.268	175.3	32.991	180.0	12:20.101		6	32.114	180.0	36.606	187.1	30.986	181.9	1:39.706	
2	32.871	178.0	37.658	186.8	31.408	182.8	1:41.937		7	32.361	177.1	36.791	187.5	31.040	181.9	1:40.192	
3	32.182	179.6	40.764	160.0	31.987	180.9	1:44.933		8	32.244	179.0	36.673	187.8	31.046	183.8	1:39.963	
4	32.077	178.4	36.905	187.1	30.959	181.9	1:39.941		9	37.815	87.6	48.440	165.1	46.356		2:12.611	Pit
5	32.491	156.7	38.961	186.2	31.315	180.9	1:42.767										
<b>7 BARTH</b>									<b>CHE SEAT Leon 2.0 TDI</b>								
1	10:54.092	169.6	42.857	172.5	38.375	176.2	12:15.324		6	2:15.880	150.2	43.379	171.9	32.565	180.0	3:31.824	
2	32.448	178.0	37.202	183.6	31.307	180.9	1:40.957		7	32.216	179.0	36.905	185.2	31.166	181.9	1:40.287	
3	32.028	178.7	36.955	183.3	31.223	180.0	1:40.206		8	32.433	178.0	37.347	184.6	31.421	180.0	1:41.201	
4	32.092	174.6	37.048	183.9	31.244	179.0	1:40.384		9	38.084	126.6	50.620	153.4	54.516		2:23.220	Pit
5	32.147	175.9	40.112	175.6	42.188		1:54.447	Pit									



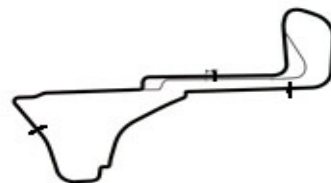
Weather/Track: Sun 16C/Dry 26C

Circuit Length - 4.00 kilometres  
Zolder

# 2011 FIA World Touring Car Championship

## Warm-Up - Sector Analysis Report

Lap	S1 Time	S1 Spd	S2 Time	S2 Spd	S3 Time	S3 Spd	Lap Time	Pit	Lap	S1 Time	S1 Spd	S2 Time	S2 Spd	S3 Time	S3 Spd	Lap Time	Pit
<b>8 MENU CHE Chevrolet Cruze 1.6T</b>																	
1	10:50.331	158.2	44.394	162.4	35.040	174.4	12:09.765		6	32.397	180.3	37.660	181.2	31.674	179.0	1:41.731	
2	34.120	177.4	40.852	174.1	32.968	177.2	1:47.940		7	31.902	179.3	36.381	184.6	31.020	178.1	1:39.303	
3	32.215	179.0	36.869	183.3	44.537		1:53.621	Pit	8	43.040	86.1	46.645	134.4	53.191		2:22.876	Pit
4	3:17.980	177.1	39.134	137.7	41.122	178.1	4:38.236										
5	31.648	179.6	36.374	184.3	30.887	178.1	1:38.909										
<b>9 O'YOUNG CHN Chevrolet Cruze 1.6T Y</b>																	
1	11:10.514	156.0	45.226	138.9	34.099	176.2	12:29.839		6	32.336	179.0	36.963	183.9	30.988	180.0	1:40.287	
2	32.339	177.4	37.345	183.9	31.302	177.2	1:40.986		7	33.907	171.1	40.110	160.0	44.021		1:58.038	Pit
3	31.951	177.7	36.598	183.9	31.022	178.1	1:39.571		8	1:23.471	172.3	38.155	183.6	31.608	178.1	2:33.234	
4	32.220	175.9	36.686	184.3	31.073	179.0	1:39.979		9	32.958	172.0	38.776	183.6	46.406		1:58.140	Pit
5	32.709	175.9	36.828	184.3	31.088	180.0	1:40.625										
<b>10 TANIGUCHI JPN Chevrolet Cruze 1.6T Y</b>																	
1	11:12.417	163.1	44.043	138.9	34.518	175.3	12:30.978		6	32.270	174.6	37.281	182.7	31.793	177.2	1:41.344	
2	33.282	172.0	39.843	156.9	33.033	176.2	1:46.158		7	32.341	177.7	38.010	182.1	46.235		1:56.586	Pit
3	33.959	167.7	40.957	163.3	32.367	178.1	1:47.283		8	1:35.858	84.2	48.489	153.8	32.036	179.0	2:56.383	
4	32.206	175.9	37.283	183.0	32.016	177.2	1:41.505		9	39.560	107.3	54.697	129.1	1:00.854		2:35.111	Pit
5	32.294	177.7	36.900	182.1	31.710	176.2	1:40.904										
<b>11 POULSEN DNK BMW 320 TC Y</b>																	
1	10:59.422	126.4	47.414	169.8	38.012	180.9	12:24.848		7	32.797	171.1	36.455	186.5	31.133	185.8	1:40.385	
2	33.752	175.6	37.408	184.3	31.717	181.9	1:42.877		8	32.673	178.0	36.480	185.8	31.122	182.8	1:40.275	
3	32.185	178.4	36.298	186.2	31.267	184.8	1:39.750		9	33.558	171.7	36.569	185.8	31.145	183.8	1:41.272	
4	31.989	180.6	36.789	185.8	31.343	187.9	1:40.121		10	36.040	138.8	41.181	179.1	47.079		2:04.300	Pit
5	32.634	178.4	36.608	184.9	31.429	182.8	1:40.671										
6	32.111	178.0	36.417	186.8	31.087	186.8	1:39.615										
<b>12 ENGSTLER DEU BMW 320 TC Y</b>																	
1	11:00.526	134.9	41.524		34.160	180.9	12:16.210		6	2:20.114	178.4	37.685		31.894	182.8	3:29.693	
2	33.399	178.7	37.759		32.503	185.8	1:43.661		7	32.125	179.3	36.981		31.565	182.8	1:40.671	
3	32.293	180.6	37.213		31.447	183.8	1:40.953		8	32.224	175.3	40.627		1:04.849		2:17.700	Pit
4	32.072	178.4	36.917		31.205	182.8	1:40.194										
5	31.951	179.3	38.506		56.009		2:06.466	Pit									
<b>15 CORONEL NLD BMW 320 TC Y</b>																	
1	10:50.732	162.0	44.669	162.6	37.851	178.1	12:13.252		7	32.077	179.0	36.897	179.7	31.544	180.0	1:40.518	
2	32.172	180.3	40.378	142.6	33.581	181.9	1:46.131		8	33.750	176.8	37.521	183.9	31.374	180.9	1:42.645	
3	31.787	179.3	36.747	186.8	31.177	180.0	1:39.711		9	33.358	177.7	36.720	186.2	31.232	181.9	1:41.310	
4	32.043	178.7	36.951	187.8	31.009	180.9	1:40.003		10	42.903		1:03.451	147.1	1:08.642		2:54.996	Pit
5	32.242	179.0	39.976	171.7	32.076	180.0	1:44.294										
6	32.035	178.4	37.372	180.3	31.443	180.9	1:40.850										

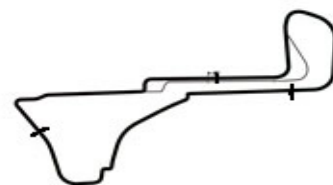


Weather/Track: Sun 16C/Dry 26C

Circuit Length - 4.00 kilometres  
Zolder

## 2011 FIA World Touring Car Championship Warm-Up - Sector Analysis Report

Lap	S1 Time	S1 Spd	S2 Time	S2 Spd	S3 Time	S3 Spd	Lap Time	Pit	Lap	S1 Time	S1 Spd	S2 Time	S2 Spd	S3 Time	S3 Spd	Lap Time	Pit
<b>17 NYKJAER DNK SEAT Leon 2.0 TDI</b>									<b>Y</b>								
1	11:17.070	163.9	44.753	144.3	37.600	163.6	12:39.423		6	33.508	178.7	37.048	186.2	31.198	182.8	1:41.754	
2	38.601	162.3	45.129	153.6	48.947		2:12.677	Pit	7	32.898	177.1	37.412	180.9	31.436	171.8	1:41.746	
3	3:13.496	162.5	38.422	183.0	32.154	180.9	4:24.072		8	39.805	120.1	50.758	122.4	51.937		2:22.500	Pit
4	32.177	179.3	36.931	185.8	31.347	180.9	1:40.455										
5	32.067	178.4	36.731	185.8	31.255	182.8	1:40.053										
<b>18 MONTEIRO PRT SEAT Leon 2.0 TDI</b>																	
1	12:05.458	163.6	42.582		33.353	178.1	13:21.393		5	31.997	179.3	37.421		31.560	180.0	1:40.978	
2	32.495	179.6	37.127		31.214	180.9	1:40.836		6	32.407	179.0	37.798		40.826	107.5	1:51.031	
3	31.995	180.0	36.725		31.069	180.0	1:39.789		7	37.030	175.3	37.740		46.355		2:01.125	Pit
4	32.058	175.6	36.912		31.193	180.0	1:40.163										
<b>20 VILLA ESP BMW 320 TC</b>									<b>Y</b>								
1	11:44.878	173.7	38.839	180.6	33.959	180.9	12:57.676		5	31.575	182.2	36.353	186.2	30.661	182.8	1:38.589	
2	32.594	177.4	37.252	185.2	31.248	180.9	1:41.094		6	36.977	143.5	48.565	140.2	47.328		2:12.870	Pit
3	35.661	177.4	38.819	179.4	45.235		1:59.715	Pit									
4	2:21.933	177.1	45.053	184.6	32.046	180.0	3:39.032										
<b>21 FABIANI ITA BMW 320si</b>									<b>Y</b>								
1	12:01.552	150.2	49.406	154.7	37.250	152.6	13:28.208		6	35.854	154.1	40.628	174.4	33.196	173.6	1:49.678	
2	38.440	161.0	43.331	164.1	35.232	172.7	1:57.003		7	34.332	170.5	39.957	175.8	33.327	170.1	1:47.616	
3	34.411	168.0	40.117	173.6	33.116	172.7	1:47.644		8	39.388	164.1	46.273	121.0	1:01.267		2:26.928	Pit
4	34.239	169.9	39.162	175.6	33.258	171.0	1:46.659										
5	34.185	170.8	39.027	174.4	33.208	172.7	1:46.420										
<b>25 BENNANI MAR BMW 320 TC</b>									<b>Y</b>								
1	13:22.932	175.3	38.627	178.8	38.627	180.0	14:40.186		4	32.083	180.3	36.937	185.2	31.210	180.9	1:40.230	
2	32.790	178.7	40.693	156.0	33.091	180.0	1:46.574		5	32.122	180.0	36.801	185.2	31.134	180.9	1:40.057	
3	32.132	180.3	37.100	184.3	31.140	180.0	1:40.372										
<b>30 DAHLGREN SWE Volvo C30</b>																	
1	11:43.950	162.8	42.824	165.3	35.409	172.7	13:02.183		4	33.821	177.1	40.316	150.8	32.792	177.2	1:46.929	
2	34.892	174.0	40.692	181.2	33.120	177.2	1:48.704		5	34.843	179.0	41.163	160.2	45.658		2:01.664	Pit
3	33.936	178.0	40.121	181.2	32.518	180.0	1:46.575										
<b>35 SONDEREGGER CHE BMW 320 TC</b>									<b>Y</b>								
1	11:40.451	163.9	41.309	175.6	33.228	176.2	12:54.988		6	33.446	176.2	38.750	180.3	31.972	179.0	1:44.168	
2	34.357	170.5	40.294	179.4	33.306	178.1	1:47.957		7	33.594	174.6	38.337	183.0	32.272	178.1	1:44.203	
3	34.388	172.0	39.577	180.3	32.860	177.2	1:46.825		8	33.925	172.8	38.983	178.2	33.698	176.2	1:46.606	
4	33.708	173.4	38.642	182.4	32.139	178.1	1:44.489		9	43.783	129.7	51.946	133.4	48.249		2:23.978	Pit
5	33.676	175.0	38.684	182.7	32.241	179.0	1:44.601										



Weather/Track: Sun 16C/Dry 26C

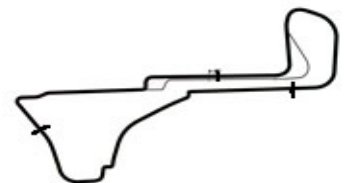
Circuit Length - 4.00 kilometres  
Zolder

# 2011 FIA World Touring Car Championship Warm-Up - Sector Analysis Report

Lap	S1 Time	S1 Spd	S2 Time	S2 Spd	S3 Time	S3 Spd	Lap Time	Pit	Lap	S1 Time	S1 Spd	S2 Time	S2 Spd	S3 Time	S3 Spd	Lap Time	Pit	
<b>65 LEE</b>									<b>HKG BMW 320 TC</b>									<b>Y</b>
1	11:01.554	148.0	42.812	181.5	32.522	180.9	12:16.888		5	55.774	99.0	52.355	138.8	50.992		2:39.121	Pit	
2	33.270	178.7	37.720	185.5	32.489	183.8	1:43.479		6	4:24.495	170.5	39.367	181.5	44.237		5:48.099	Pit	
3	32.503	180.6	37.155	187.8	31.196	181.9	1:40.854											
4	32.571	179.6	36.971	187.5	31.014	183.8	1:40.556											
<b>74 ORIOLA</b>									<b>ESP SEAT Leon 2.0 TDI</b>									<b>Y</b>
1	10:55.650	166.0	42.146	151.6	40.761	178.1	12:18.557		6	32.423	178.4	37.388	187.1	31.774	180.9	1:41.585		
2	32.672	178.7	37.445	185.8	32.075	180.9	1:42.192		7	33.359	164.4	40.415	184.3	44.119		1:57.893	Pit	
3	32.534	179.3	37.602	184.6	31.797	179.0	1:41.933		8	1:16.452	126.6	48.029	134.6	47.677		2:52.158	Pit	
4	32.522	179.0	37.505	186.8	31.514	180.9	1:41.541											
5	32.614	177.4	37.320	186.5	31.464	180.9	1:41.398											



Weather/Track: Sun 16C/Dry 26C



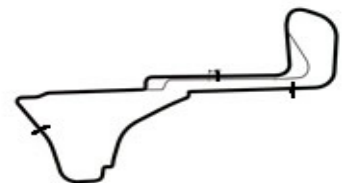
Circuit Length - 4.00 kilometres  
Zolder

## 2011 FIA World Touring Car Championship Warm-Up - Best Sector Speeds Report

SECTOR 1					SECTOR 2				SECTOR 3			
POS	NO	NAME	SPEED	LAP	NO	NAME	SPEED	LAP	NO	NAME	SPEED	LAP
1	20	VILLA	182.2	5	3	TARQUINI	188.4	5	11	POULSEN	187.9	4
2	3	TARQUINI	181.2	5	5	MICHELISZ	187.8	8	12	ENGSTLER	185.8	2
3	1	MULLER	180.6	8	15	CORONEL	187.8	4	5	MICHELISZ	183.8	8
4	11	POULSEN	180.6	4	65	LEE	187.8	3	65	LEE	183.8	2
5	12	ENGSTLER	180.6	3	74	ORIOLA	187.1	6	17	NYKJAER	182.8	5
6	65	LEE	180.6	3	11	POULSEN	186.8	6	20	VILLA	182.8	5
7	8	MENU	180.3	6	17	NYKJAER	186.2	6	1	MULLER	181.9	7
8	15	CORONEL	180.3	2	20	VILLA	186.2	5	4	DUDUKALO	181.9	5
9	25	BENNANI	180.3	3	1	MULLER	185.2	8	7	BARTH	181.9	7
10	5	MICHELISZ	180.0	6	4	DUDUKALO	185.2	5	15	CORONEL	181.9	2
11	18	MONTEIRO	180.0	3	7	BARTH	185.2	7	3	TARQUINI	180.9	4
12	2	HUFF	179.3	6	25	BENNANI	185.2	4	18	MONTEIRO	180.9	2
13	17	NYKJAER	179.3	4	8	MENU	184.6	7	25	BENNANI	180.9	4
14	74	ORIOLA	179.3	3	9	O'YOUNG	184.3	4	74	ORIOLA	180.9	2
15	4	DUDUKALO	179.0	7	2	HUFF	183.9	6	9	O'YOUNG	180.0	5
16	7	BARTH	179.0	7	10	TANIGUCHI	183.0	4	30	DAHLGREN	180.0	3
17	9	O'YOUNG	179.0	6	35	SONDEREGGE	183.0	7	2	HUFF	179.0	5
18	30	DAHLGREN	179.0	5	30	DAHLGREN	181.2	2	8	MENU	179.0	6
19	10	TANIGUCHI	177.7	5	21	FABIANI	175.8	7	10	TANIGUCHI	179.0	8
20	35	SONDEREGGE	176.2	6					35	SONDEREGGE	179.0	5
21	21	FABIANI	170.8	5					21	FABIANI	173.6	6



Weather/Track: Sun 16C/Dry 26C



Circuit Length - 4.00 kilometres  
Zolder

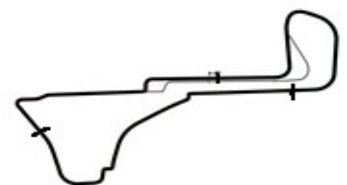
## 2011 FIA World Touring Car Championship Warm-Up - Best Sector Times Report

POS	SECTOR 1			SECTOR 2			SECTOR 3			NO	NAME	IDEAL/BEST LAP COMPARISON			DIFF
	NO	TIME	LAP	NO	TIME	LAP	NO	TIME	LAP			NO	IDEAL	BEST	
1	20	31.575	5	2	36.255	6	20	30.661	5	20	VILLA	1:38.589	1:38.589	5	+ 0.000
2	8	31.648	5	11	36.298	3	8	30.887	5	8	MENU	1:38.909	1:38.909	5	+ 0.000
3	1	31.743	5	20	36.353	5	2	30.922	6	2	HUFF	1:39.135	1:39.135	6	+ 0.000
4	15	31.787	3	8	36.374	5	5	30.959	4	1	MULLER	1:39.352	1:39.397	5	+ 0.045
5	3	31.890	6	1	36.527	5	9	30.988	6	11	POULSEN	1:39.374	1:39.615	6	+ 0.241
6	9	31.951	3	9	36.598	3	15	31.009	4	15	CORONEL	1:39.516	1:39.711	3	+ 0.195
7	12	31.951	5	5	36.606	6	65	31.014	4	9	O'YOUNG	1:39.537	1:39.571	3	+ 0.034
8	2	31.958	6	3	36.635	6	18	31.069	3	3	TARQUINI	1:39.628	1:40.112	5	+ 0.484
9	11	31.989	4	15	36.720	9	1	31.082	4	5	MICHELISZ	1:39.642	1:39.706	6	+ 0.064
10	18	31.995	3	18	36.725	3	11	31.087	6	18	MONTEIRO	1:39.789	1:39.789	3	+ 0.000
11	7	32.028	3	17	36.731	5	3	31.103	5	17	NYKJAER	1:39.996	1:40.053	5	+ 0.057
12	17	32.067	5	25	36.801	5	25	31.134	5	25	BENNANI	1:40.018	1:40.057	5	+ 0.039
13	5	32.077	4	10	36.900	5	7	31.166	7	12	ENGSTLER	1:40.073	1:40.194	4	+ 0.121
14	25	32.083	4	7	36.905	7	17	31.198	6	7	BARTH	1:40.099	1:40.206	3	+ 0.107
15	4	32.169	3	12	36.917	4	12	31.205	4	65	LEE	1:40.488	1:40.556	4	+ 0.068
16	10	32.206	4	65	36.971	4	74	31.464	5	10	TANIGUCHI	1:40.816	1:40.904	5	+ 0.088
17	74	32.423	6	4	37.269	7	4	31.610	5	4	DUDUKALO	1:41.048	1:42.445	6	+ 1.397
18	65	32.503	3	74	37.320	5	10	31.710	5	74	ORIOLA	1:41.207	1:41.398	5	+ 0.191
19	35	33.446	6	35	38.337	7	35	31.972	6	35	SONDEREGG	1:43.755	1:44.168	6	+ 0.413
20	30	33.821	4	21	39.027	5	30	32.518	3	21	FABIANI	1:46.328	1:46.420	5	+ 0.092
21	21	34.185	5	30	40.121	3	21	33.116	3	30	DAHLGREN	1:46.460	1:46.575	3	+ 0.115

'Perfect Lap' - 1:38.491



Weather/Track: Sun 16C/Dry 26C




Circuit Length - 4.00 kilometres  
Zolder

# 2011 FIA World Touring Car Championship

## GRID FOR RACE 1

ROW 11		20	VILLA	
ROW 10	17	NYKJAER	21	FABIANI
ROW 9	35	SONDEREGGER	10	TANIGUCHI
ROW 8	65	LEE	4	DUDUKALO
ROW 7	9	O'YOUNG	30	DAHLGREN
ROW 6	74	ORIOLA	15	CORONEL
ROW 5	25	BENNANI	7	BARTH
ROW 4	12	ENGSTLER	5	MICHELISZ
ROW 3	11	POULSEN	18	MONTEIRO
ROW 2	1	MULLER	3	TARQUINI
ROW 1	8	MENU	2	HUFF

**POLE**



Cars 17 & 20 allowed to participate, Stewards decisions 5 & 6 refer.

Zolder  
Circuit Length = 4.0000 km.

Race Director:	Steward:	Timekeeper:
----------------	----------	-------------

**2011 FIA World Touring Car Championship**  
**RACE 1 - PROVISIONAL CLASSIFICATION**

POS	NO	CLS	DRIVER / TEAM	NAT	CAR	TIME	LAPS	GAP	KPH	BEST
1	2		Robert HUFF	GBR	Chevrolet Cruze 1.6T	29:18.807	15		122.83	1:39.517
2	8		Alain MENU	CHE	Chevrolet Cruze 1.6T	29:20.051	15	1.244	122.74	1:39.598
3	1		Yvan MULLER	FRA	Chevrolet Cruze 1.6T	29:20.547	15	1.740	122.71	1:39.748
4	3		Gabriele TARQUINI	ITA	SEAT Leon 2.0 TDI	29:22.597	15	3.790	122.56	1:39.775
5	18		Tiago MONTEIRO	PRT	SEAT Leon 2.0 TDI	29:23.909	15	5.102	122.47	1:39.900
6	11	Y	Kristian POULSEN	DNK	BMW 320 TC	29:27.794	15	8.987	122.20	1:40.200
7	5	Y	Norbert MICHELISZ	HUN	BMW 320 TC	29:29.685	15	10.878	122.07	1:40.120
8	17	Y	Michel NYKJAER	DNK	SEAT Leon 2.0 TDI	29:30.839	15	12.032	121.99	1:40.479
9	20	Y	Javier VILLA	ESP	BMW 320 TC	29:31.652	15	12.845	121.94	1:40.553
10	9	Y	Darryl O'YOUNG	CHN	Chevrolet Cruze 1.6T	29:31.708	15	12.901	121.93	1:40.171
11	74	Y	Pepe ORIOLA	ESP	SEAT Leon 2.0 TDI	29:33.463	15	14.656	121.81	1:40.863
12	4	Y	Aleksei DUDUKALO	RUS	SEAT Leon 2.0 TDI	29:36.345	15	17.538	121.61	1:41.055
13	30		Robert DAHLGREN	SWE	Volvo C30	29:37.494	15	18.687	121.54	1:41.451
14	10	Y	Yukinori TANIGUCHI	JPN	Chevrolet Cruze 1.6T	29:44.671	15	25.864	121.05	1:41.992
15	35	Y	Urs SONDEREGGER	CHE	BMW 320 TC	30:01.043	15	42.236	119.95	1:43.907
16	21	Y	Fabio FABIANI	ITA	BMW 320si	30:26.548	15	1:07.741	118.27	1:45.241

NOT CLASSIFIED

7	Y	Fredy BARTH	CHE	SEAT Leon 2.0 TDI	3:28.860	2	D.N.F.	138.06	1:40.358
15		Tom CORONEL	NLD	BMW 320 TC	3:30.738	2	D.N.F.	136.83	1:42.394
25	Y	Mehdi BENNANI	MAR	BMW 320 TC	3:31.238	2	D.N.F.	136.51	1:42.082
12	Y	Franz ENGSTLER	DEU	BMW 320 TC	3:31.846	2	D.N.F.	136.11	1:42.231
65	Y	Marchy LEE	HKG	BMW 320 TC	3:35.275	2	D.N.F.	133.95	1:42.525

FASTEST LAP

2		Robert HUFF		Chevrolet Cruze 1.6T	1:39.517	2	89.91mph	144.69kph
5	Y	Norbert MICHELISZ		BMW 320 TC	1:40.120	10	89.37mph	143.82kph

Subject to Technical Scrutineering.

Weather/Track: Sun 25C/Dry 38C

Zolder

Circuit Length = 4.0000 km.

Start: 12:18 End: 12:47

Race Director:	Steward:	Timekeeper:	Issued at:
----------------	----------	-------------	------------



**2011 FIA World Touring Car Championship**  
**RACE 1 RESULT**

POS	NO	CLS	DRIVER / TEAM	NAT	CAR	TIME	LAPS	GAP	KPH	BEST
1	2		Robert HUFF	GBR	Chevrolet Cruze 1.6T	29:18.807	15		122.83	1:39.517
2	8		Alain MENU	CHE	Chevrolet Cruze 1.6T	29:20.051	15	1.244	122.74	1:39.598
3	1		Yvan MULLER	FRA	Chevrolet Cruze 1.6T	29:20.547	15	1.740	122.71	1:39.748
4	3		Gabriele TARQUINI	ITA	SEAT Leon 2.0 TDI	29:22.597	15	3.790	122.56	1:39.775
5	18		Tiago MONTEIRO	PRT	SEAT Leon 2.0 TDI	29:23.909	15	5.102	122.47	1:39.900
6	11	Y	Kristian POULSEN	DNK	BMW 320 TC	29:27.794	15	8.987	122.20	1:40.200
7	5	Y	Norbert MICHELISZ	HUN	BMW 320 TC	29:29.685	15	10.878	122.07	1:40.120
8	17	Y	Michel NYKJAER	DNK	SEAT Leon 2.0 TDI	29:30.839	15	12.032	121.99	1:40.479
9	20	Y	Javier VILLA	ESP	BMW 320 TC	29:31.652	15	12.845	121.94	1:40.553
10	9	Y	Darryl O'YOUNG	CHN	Chevrolet Cruze 1.6T	29:31.708	15	12.901	121.93	1:40.171
11	74	Y	Pepe ORIOLA	ESP	SEAT Leon 2.0 TDI	29:33.463	15	14.656	121.81	1:40.863
12	4	Y	Aleksei DUDUKALO	RUS	SEAT Leon 2.0 TDI	29:36.345	15	17.538	121.61	1:41.055
13	30		Robert DAHLGREN	SWE	Volvo C30	29:37.494	15	18.687	121.54	1:41.451
14	10	Y	Yukinori TANIGUCHI	JPN	Chevrolet Cruze 1.6T	29:44.671	15	25.864	121.05	1:41.992
15	35	Y	Urs SONDEREGGER	CHE	BMW 320 TC	30:01.043	15	42.236	119.95	1:43.907
16	21	Y	Fabio FABIANI	ITA	BMW 320si	30:26.548	15	1:07.741	118.27	1:45.241

NOT CLASSIFIED

7	Y	Fredy BARTH	CHE	SEAT Leon 2.0 TDI	3:28.860	2	D.N.F.	138.06	1:40.358
15		Tom CORONEL	NLD	BMW 320 TC	3:30.738	2	D.N.F.	136.83	1:42.394
25	Y	Mehdi BENNANI	MAR	BMW 320 TC	3:31.238	2	D.N.F.	136.51	1:42.082
12	Y	Franz ENGSTLER	DEU	BMW 320 TC	3:31.846	2	D.N.F.	136.11	1:42.231
65	Y	Marchy LEE	HKG	BMW 320 TC	3:35.275	2	D.N.F.	133.95	1:42.525

FASTEST LAP

2		Robert HUFF		Chevrolet Cruze 1.6T	1:39.517	2	89.91mph	144.69kph
5	Y	Norbert MICHELISZ		BMW 320 TC	1:40.120	10	89.37mph	143.82kph

Zolder

Circuit Length = 4.0000 km.

Start: 12:18 End: 12:47

Weather/Track: Sun 25C/Dry 38C

Steward:	Steward:	Steward:	Issued at:
----------	----------	----------	------------

# 2011 FIA World Touring Car Championship

## Race 1 - Sector Analysis Report

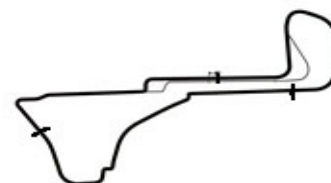
Lap S1 Time S1 Spd S2 Time S2 Spd S3 Time S3 Spd Lap Time Pit Lap S1 Time S1 Spd S2 Time S2 Spd S3 Time S3 Spd Lap Time Pit

1 MULLER				FRA				Chevrolet Cruze 1.6T							
1	37.414	180.6	36.788	188.1	30.906	181.9	1:45.108	9	32.052	179.3	36.810	187.1	30.886	180.9	1:39.748
2	31.935	180.6	36.757	185.5	31.244	180.0	1:39.936	10	31.931	178.4	36.695	185.5	31.402	180.0	1:40.028
3	31.854	181.2	36.525	187.1	32.196	131.0	1:40.575	11	31.929	180.3	36.765	185.8	31.347	179.0	1:40.041
4	50.399	110.4	48.318	130.4	43.717	103.0	2:22.434	12	31.932	179.6	36.863	184.9	31.568	180.9	1:40.363
5	1:06.091	67.8	1:00.956	100.5	47.402	81.2	2:54.449	13	32.015	178.7	36.821	184.6	31.431	181.9	1:40.267
6	1:08.492	74.0	50.406	144.9	41.921	112.1	2:40.819	14	32.048	178.0	37.059	186.2	31.333	181.9	1:40.440
7	55.513	70.6	51.428	154.7	36.664	130.0	2:23.605	15	32.271	176.5	37.035	185.5	31.455	167.6	1:40.761
8	43.218	113.5	49.708	137.0	39.047	182.8	2:11.973								

2 HUFF				GBR				Chevrolet Cruze 1.6T							
1	35.889	179.6	36.538	184.6	30.752	180.0	1:43.179	9	32.046	178.0	36.769	185.2	30.800	180.0	1:39.615
2	32.113	180.0	36.496	184.6	30.908	179.0	1:39.517	10	32.005	179.3	36.764	184.6	30.898	180.9	1:39.667
3	31.832	181.9	36.558	184.6	31.130	175.3	1:39.520	11	32.048	179.0	36.769	184.3	30.936	180.0	1:39.753
4	47.149	130.4	51.413	117.7	45.022	97.1	2:23.584	12	32.078	178.0	36.927	183.9	31.087	179.0	1:40.092
5	1:05.369	73.9	1:00.313	112.8	49.021	86.3	2:54.703	13	32.016	177.4	37.071	183.6	31.164	180.9	1:40.251
6	1:06.941	75.5	48.800	173.6	44.310	134.1	2:40.051	14	32.086	178.7	37.145	184.9	31.230	180.0	1:40.461
7	55.641	77.3	49.125	163.1	38.969	109.9	2:23.735	15	32.224	176.8	37.488	183.6	31.508	180.9	1:41.220
8	43.961	118.1	50.290	120.1	39.208	180.9	2:13.459								

3 TARQUINI				ITA				SEAT Leon 2.0 TDI							
1	37.225	181.2	36.667	188.8	30.964	182.8	1:44.856	9	32.149	179.3	37.559	186.2	30.963	183.8	1:40.671
2	31.959	182.6	36.736	189.4	31.080	182.8	1:39.775	10	32.227	180.3	37.026	186.8	31.263	182.8	1:40.516
3	31.850	180.6	36.618	186.8	32.003	127.6	1:40.471	11	32.111	180.3	36.907	185.5	31.308	182.8	1:40.326
4	49.046	126.3	49.273	130.4	44.084	101.7	2:22.403	12	32.054	180.0	36.788	184.3	31.328	181.9	1:40.170
5	1:05.715	69.4	1:00.642	111.9	48.243	84.8	2:54.600	13	32.184	178.7	37.132	185.8	31.260	183.8	1:40.576
6	1:07.802	79.1	49.550	150.4	43.068	117.9	2:40.420	14	32.099	179.3	37.303	186.2	31.436	181.9	1:40.838
7	55.419		50.382	150.0	37.380	119.1	2:23.181	15	32.200	179.6	37.181	185.2	31.486	183.8	1:40.867
8	43.581	102.9	49.881	124.7	39.465	183.8	2:12.927								

4 DUDUKALO				RUS				SEAT Leon 2.0 TDI				Y			
1	39.962	172.6	39.674	185.8	31.451	180.9	1:51.087	9	32.542	176.2	37.143	186.5	31.370	180.9	1:41.055
2	32.503	178.7	38.105	186.5	32.342	178.1	1:42.950	10	32.459	178.4	37.387	186.2	31.719	179.0	1:41.565
3	38.889	173.1	37.457	185.5	32.182	162.0	1:48.528	11	33.596	179.0	37.408	184.6	32.097	178.1	1:43.101
4	49.283	115.9	44.747	164.1	38.104	82.6	2:12.134	12	32.361	177.1	37.458	184.9	31.935	179.0	1:41.754
5	1:07.953	75.3	58.581	112.0	48.045	92.1	2:54.579	13	32.538	177.1	37.398	184.9	31.959	180.0	1:41.895
6	1:10.935	80.1	50.786	157.2	41.839	103.0	2:43.560	14	32.666	175.6	37.716	185.2	31.956	179.0	1:42.338
7	53.206	97.1	50.937	133.3	37.981	115.5	2:22.124	15	32.491	175.3	37.550	183.6	31.965	180.0	1:42.006
8	41.105	143.3	48.885	141.1	37.679	180.9	2:07.669								



Weather/Track: Sun 25C/Dry 38C

Circuit Length - 4.00 kilometres  
Zolder

# 2011 FIA World Touring Car Championship

## Race 1 - Sector Analysis Report

Lap S1 Time S1 Spd S2 Time S2 Spd S3 Time S3 Spd Lap Time Pit Lap S1 Time S1 Spd S2 Time S2 Spd S3 Time S3 Spd Lap Time Pit

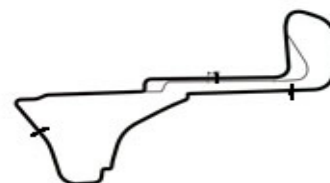
5 MICHELISZ HUN BMW 320 TC							Y								
1	38.805	173.4	37.487	185.5	31.177	181.9	1:47.469	9	32.632	175.9	37.393	187.5	31.158	180.9	1:41.183
2	32.118	177.4	37.013	186.5	31.146	180.9	1:40.277	10	32.182	178.0	36.863	188.1	31.075	182.8	1:40.120
3	32.034	179.6	36.794	186.2	31.874	144.9	1:40.702	11	32.455	177.4	37.041	186.5	32.454	182.8	1:41.950
4	49.542	111.3	48.564	125.7	43.251	96.0	2:21.357	12	32.677	175.6	37.765	185.5	31.506	180.9	1:41.948
5	1:06.469	75.0	1:00.181	103.8	47.674	75.8	2:54.324	13	32.317	176.2	37.809	186.2	31.410	183.8	1:41.536
6	1:09.413		50.540	148.3	42.179	114.0	2:42.132	14	32.492	176.5	37.423	186.8	31.434	182.8	1:41.349
7	54.035	81.3	51.963	126.3	36.674	136.8	2:22.672	15	32.386	177.1	37.826	184.6	31.409	181.9	1:41.621
8	42.396	124.1	50.216	129.9	38.433	180.9	2:11.045								

7 BARTH CHE SEAT Leon 2.0 TDI							Y								
1	39.219	168.0	37.796	188.1	31.487	180.0	1:48.502								
2	32.435	178.7	36.633	185.5	31.290	179.0	1:40.358								

8 MENU CHE Chevrolet Cruze 1.6T							Y								
1	36.858	180.6	36.643	186.2	30.777	180.0	1:44.278	9	32.158	177.1	36.959	185.5	30.963	180.9	1:40.080
2	31.927	181.2	36.648	185.5	31.023	179.0	1:39.598	10	32.064	179.3	36.733	184.9	31.163	180.9	1:39.960
3	31.863	180.0	36.555	183.9	31.413	161.3	1:39.831	11	31.912	178.0	36.927	184.3	31.211	179.0	1:40.050
4	48.492	136.4	50.299	120.2	44.064	99.1	2:22.855	12	32.058	178.4	36.868	184.6	31.352	179.0	1:40.278
5	1:05.537	73.4	1:00.510	116.8	48.359	85.9	2:54.406	13	32.094	177.7	36.898	184.6	31.336	181.9	1:40.328
6	1:07.419	84.3	49.528	157.2	43.688	134.1	2:40.635	14	32.118	176.8	36.928	184.9	31.586	180.0	1:40.632
7	55.507	74.3	49.316	153.6	38.550	115.9	2:23.373	15	32.287	177.1	36.924	185.2	31.362	180.9	1:40.573
8	43.868	109.9	49.923	120.1	39.383	180.0	2:13.174								

9 O'YOUNG CHN Chevrolet Cruze 1.6T							Y								
1	39.723	175.9	39.424	186.5	31.471	180.9	1:50.618	9	32.368	177.1	37.674	186.2	31.436	180.9	1:41.478
2	33.099	178.4	38.306	185.8	32.245	175.3	1:43.650	10	32.509	178.4	36.655	186.5	31.007	180.9	1:40.171
3	36.723	150.6	37.853	186.2	32.813	172.7	1:47.389	11	32.090	179.0	37.087	185.5	31.512	180.0	1:40.689
4	47.399	105.7	45.173	164.3	38.808	90.7	2:11.380	12	32.518	177.4	38.477	181.2	31.542	180.0	1:42.537
5	1:07.207		59.628	101.3	47.735	93.9	2:54.570	13	32.393	176.5	37.558	185.2	31.633	180.0	1:41.584
6	1:10.089		50.802	154.9	41.546	104.5	2:42.437	14	32.616	177.4	37.279	185.8	31.640	180.0	1:41.535
7	53.587	89.2	51.590	139.3	37.304	134.6	2:22.481	15	32.594	176.5	37.738	184.6	32.015	177.2	1:42.347
8	41.519	123.8	49.347	114.8	37.976	181.9	2:08.842								

10 TANIGUCHI JPN Chevrolet Cruze 1.6T							Y								
1	40.113	176.8	39.842	184.9	31.517	180.9	1:51.472	9	32.775	175.6	37.553	184.3	32.068	178.1	1:42.396
2	32.537	177.1	38.342	183.9	32.138	178.1	1:43.017	10	32.488	176.5	37.397	183.3	33.031	178.1	1:42.916
3	39.591	167.4	38.987	180.6	34.303	164.4	1:52.881	11	32.956	174.6	37.475	183.3	32.210	176.2	1:42.641
4	45.976	107.6	45.183	154.9	36.823	81.2	2:07.982	12	32.748	174.6	37.399	181.8	31.845	178.1	1:41.992
5	1:07.997	80.1	58.596	114.5	48.127	97.9	2:54.720	13	32.611	173.7	38.599	181.2	32.251	179.0	1:43.461
6	1:11.414	73.9	50.223	163.8	41.680	110.6	2:43.317	14	33.281	175.6	38.148	182.1	32.598	179.0	1:44.027
7	53.714	89.0	50.620	124.4	38.116	123.0	2:22.450	15	32.966	172.8	38.811	181.8	32.310	178.1	1:44.087
8	41.170	151.3	48.979	130.2	37.163	179.0	2:07.312								



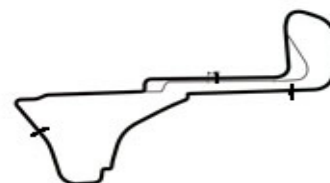
Weather/Track: Sun 25C/Dry 38C

Circuit Length - 4.00 kilometres  
Zolder

# 2011 FIA World Touring Car Championship

## Race 1 - Sector Analysis Report

Lap	S1 Time	S1 Spd	S2 Time	S2 Spd	S3 Time	S3 Spd	Lap Time	Pit	Lap	S1 Time	S1 Spd	S2 Time	S2 Spd	S3 Time	S3 Spd	Lap Time	Pit
<b>11 POULSEN DNK BMW 320 TC Y</b>																	
1	39.242	169.4	38.154	186.5	31.454		1:48.850		9	32.592	177.1	37.573	187.1	31.164	182.8	1:41.329	
2	32.981	178.4	36.448	186.8	31.303		1:40.732		10	32.240	178.7	36.776	185.8	31.184	182.8	1:40.200	
3	32.587	178.0	36.521	184.6	31.707	177.2	1:40.815		11	32.374	177.4	36.937	186.8	31.940	181.9	1:41.251	
4	49.020	98.1	47.927	134.8	43.255	97.4	2:20.202		12	32.320	177.7	36.705	183.3	31.829	181.9	1:40.854	
5	1:06.751		59.994	107.0	47.522	74.6	2:54.267		13	32.483	176.5	36.996	184.3	31.586	181.9	1:41.065	
6	1:09.439		50.414	151.2	42.504	115.1	2:42.357		14	32.518	176.8	37.219	184.3	31.483	180.9	1:41.220	
7	53.802	79.4	52.044	117.3	37.106	122.1	2:22.952		15	32.669	175.9	37.419	182.7	31.583	181.9	1:41.671	
8	41.802	119.1	50.130	116.7	38.097	184.8	2:10.029										
<b>12 ENGSTLER DEU BMW 320 TC Y</b>																	
1	39.527	175.9	38.971		31.117	184.8	1:49.615										
2	33.401	179.0	37.550		31.280		1:42.231										
<b>15 CORONEL NLD BMW 320 TC</b>																	
1	39.048	171.4	37.711	185.5	31.585	180.9	1:48.344										
2	33.859	172.6	37.428	184.9	31.107	180.9	1:42.394										
<b>17 NYKJAER DNK SEAT Leon 2.0 TDI Y</b>																	
1	40.776	172.8	40.221	185.5	31.327	180.9	1:52.324		9	32.420	176.5	37.676	186.5	31.225	181.9	1:41.321	
2	32.880	180.0	37.387	185.8	32.175	180.9	1:42.442		10	32.427	179.0	36.782	185.8	31.270	181.9	1:40.479	
3	35.590	150.2	37.724	186.2	31.748	176.2	1:45.062		11	32.298	177.1	36.912	187.1	31.766	180.0	1:40.976	
4	47.089	113.6	44.126	157.6	40.421	91.9	2:11.636		12	32.592	175.6	38.101	185.5	31.388	180.9	1:42.081	
5	1:07.016		59.975	93.9	47.483	96.8	2:54.474		13	32.318	178.4	38.022	183.6	31.421	181.9	1:41.761	
6	1:09.568		51.340	149.3	41.643	111.7	2:42.551		14	32.623	173.7	37.315	186.5	31.687	181.9	1:41.625	
7	53.687	81.4	51.650	139.1	37.137	116.3	2:22.474		15	32.473	175.9	37.415	180.6	32.050	180.9	1:41.938	
8	41.988	125.0	49.645	109.4	38.062	182.8	2:09.695										
<b>18 MONTEIRO PRT SEAT Leon 2.0 TDI</b>																	
1	37.585	181.2	37.112		30.888	182.8	1:45.585		9	32.241	179.3	36.952	187.5	31.180	183.8	1:40.373	
2	32.070	180.6	36.696		31.134	181.9	1:39.900		10	32.143	179.0	37.025	186.2	31.372	180.9	1:40.540	
3	32.035	180.0	36.815		31.815	137.9	1:40.665		11	32.247	180.0	36.884		31.255	180.0	1:40.386	
4	50.635	108.6	48.618		43.286	100.8	2:22.539		12	32.193	178.4	36.905		31.479	180.9	1:40.577	
5	1:06.347	69.5	1:00.789	104.1	47.510	84.6	2:54.646		13	32.285	178.0	37.097		31.387	181.9	1:40.769	
6	1:09.100	67.5	51.021	156.2	41.946	112.1	2:42.067		14	32.232	176.5	37.214		31.388	181.9	1:40.834	
7	54.107	73.9	51.734	145.1	36.650	132.0	2:22.491		15	32.324	177.7	37.146	185.5	31.577	181.9	1:41.047	
8	42.735	119.2	50.189	140.2	38.566	181.9	2:11.490										



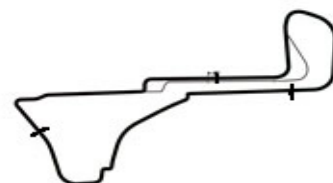
Weather/Track: Sun 25C/Dry 38C

Circuit Length - 4.00 kilometres  
Zolder

# 2011 FIA World Touring Car Championship

## Race 1 - Sector Analysis Report

Lap	S1 Time	S1 Spd	S2 Time	S2 Spd	S3 Time	S3 Spd	Lap Time	Pit	Lap	S1 Time	S1 Spd	S2 Time	S2 Spd	S3 Time	S3 Spd	Lap Time	Pit
<b>20 VILLA ESP BMW 320 TC Y</b>																	
1	40.764	177.1	40.581	186.5	31.844	183.8	1:53.189		9	32.208	180.6	37.624	187.5	31.382	181.9	1:41.214	
2	32.782	181.9	37.633	187.5	31.826	180.0	1:42.241		10	33.260	139.8	38.240	185.5	31.146	181.9	1:42.646	
3	35.889	168.0	38.149	186.5	32.971	162.8	1:47.009		11	32.397	180.0	36.940	185.5	31.216	181.9	1:40.553	
4	48.205	130.0	45.098	163.1	38.377	83.6	2:11.680		12	32.229	179.6	37.268	186.2	31.341	180.9	1:40.838	
5	1:07.733	72.3	58.649	109.9	47.981	87.4	2:54.363		13	32.379	178.0	37.394	187.8	31.793	182.8	1:41.566	
6	1:10.497	74.0	50.659	152.7	42.264	101.1	2:43.420		14	32.423	179.0	37.337	186.8	31.262	182.8	1:41.022	
7	53.041	106.5	51.147	141.5	37.752	120.0	2:21.940		15	32.395	179.0	38.275	186.5	31.262	180.0	1:41.932	
8	41.252	141.1	49.087	139.7	37.700	181.9	2:08.039										
<b>21 FABIANI ITA BMW 320Si Y</b>																	
1	41.374	170.2	41.159	177.0	34.036	170.1	1:56.569		9	34.304	166.6	39.353	173.3	33.043	171.0	1:46.700	
2	33.912	171.4	38.901	177.6	32.428	174.4	1:45.241		10	34.443	165.7	39.586	175.8	32.651	172.7	1:46.680	
3	36.252	162.5	38.969	178.2	32.732	171.0	1:47.953		11	34.011	170.8	39.497	173.9	32.713	171.8	1:46.221	
4	50.508	123.9	44.387	169.5	34.663	134.6	2:09.558		12	33.776	169.9	39.452	174.1	32.947	171.8	1:46.175	
5	1:07.751	79.8	57.879	126.4	47.136	92.6	2:52.766		13	33.819	169.4	43.301	146.3	37.511	153.3	1:54.631	
6	1:12.548	73.6	53.940	170.8	38.148	139.0	2:44.636		14	37.737	165.5	42.743	174.4	33.115	171.0	1:53.595	
7	53.920	80.1	51.462	159.7	36.832	126.6	2:22.214		15	34.058	167.7	40.395	176.1	32.421	173.6	1:46.874	
8	41.249	146.5	48.482	110.4	37.004	171.8	2:06.735										
<b>25 BENNANI MAR BMW 320 TC Y</b>																	
1	39.392	173.1	38.681	186.2	31.083	181.9	1:49.156										
2	33.058	177.4	37.761	187.5	31.263	181.9	1:42.082										
<b>30 DAHLGREN SWE Volvo C30 Y</b>																	
1	40.021	168.8	40.586	183.0	31.588	177.2	1:52.195		9	32.632	176.8	37.754	183.6	31.983	177.2	1:42.369	
2	33.298	178.7	37.410	184.3	32.338	171.0	1:43.046		10	32.464	177.7	37.423	182.4	32.027	175.3	1:41.914	
3	40.895	163.9	38.490	182.7	33.895	168.4	1:53.280		11	32.413	177.4	37.529	182.4	31.747	176.2	1:41.689	
4	45.750	103.3	44.854	168.2	36.752	84.8	2:07.356		12	32.366	176.5	37.622	182.1	31.846	177.2	1:41.834	
5	1:08.414	82.6	58.427	105.0	47.911	96.8	2:54.752		13	32.210	179.3	37.413	183.0	31.828	178.1	1:41.451	
6	1:11.595	73.9	50.716	176.7	41.396	116.3	2:43.707		14	32.301	178.7	37.711	183.3	32.047	175.3	1:42.059	
7	53.877	82.4	50.883	130.4	37.639	119.5	2:22.399		15	32.307	177.1	37.539	181.5	32.919	162.0	1:42.765	
8	41.070	149.3	48.825	120.1	36.783	176.2	2:06.678										
<b>35 SONDEREGGER CHE BMW 320 TC Y</b>																	
1	41.781	173.7	41.108	180.9	33.086	178.1	1:55.975		9	34.051	171.1	38.570	182.7	32.068	179.0	1:44.689	
2	33.832	173.7	38.680	183.3	32.281	178.1	1:44.793		10	33.263	172.8	38.594	181.5	32.372	176.2	1:44.229	
3	35.990	170.2	39.398	180.3	35.223	165.2	1:50.611		11	33.446	173.4	38.504	182.7	31.957	177.2	1:43.907	
4	48.285	121.1	44.578	173.6	33.600	111.7	2:06.463		12	33.409	172.3	38.633	180.3	32.221	177.2	1:44.263	
5	1:08.373	81.7	57.667	114.7	47.665	93.9	2:53.705		13	33.132	173.7	39.283	177.0	32.839	178.1	1:45.254	
6	1:12.408	69.1	53.741	172.8	37.436	120.4	2:43.585		14	33.135	173.4	38.906	181.2	32.096	179.0	1:44.137	
7	54.755	81.2	51.721	174.7	36.850	124.3	2:23.326		15	33.439	172.0	41.217	166.6	34.875	169.3	1:49.531	
8	40.693	153.4	48.470	115.7	37.412	177.2	2:06.575										



Weather/Track: Sun 25C/Dry 38C

Circuit Length - 4.00 kilometres  
Zolder

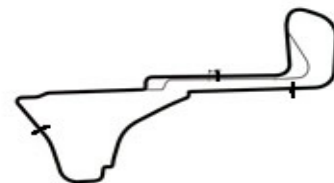
# 2011 FIA World Touring Car Championship

## Race 1 - Sector Analysis Report

Lap	S1 Time	S1 Spd	S2 Time	S2 Spd	S3 Time	S3 Spd	Lap Time	Pit	Lap	S1 Time	S1 Spd	S2 Time	S2 Spd	S3 Time	S3 Spd	Lap Time	Pit
<b>65 LEE HKG BMW 320 TC Y</b>																	
1	40.439	177.1	39.965	186.8	32.346	183.8	1:52.750										
2	32.965	182.6	37.691	188.4	31.869	177.2	1:42.525										
<b>74 ORIOLA ESP SEAT Leon 2.0 TDI Y</b>																	
1	39.565		39.192	187.1	31.498	181.9	1:50.255		9	32.352	178.4	37.772	186.8	31.549	181.9	1:41.673	
2	32.943	179.6	37.769	184.9	31.444	180.9	1:42.156		10	33.262	175.6	37.255	184.9	31.464	180.0	1:41.981	
3	37.802	147.3	38.286	185.2	31.800	170.1	1:47.888		11	32.190	179.3	37.007	184.3	31.666	180.0	1:40.863	
4	47.772	105.2	43.562		40.367	89.5	2:11.701		12	32.327	178.7	37.318	184.3	31.696	179.0	1:41.341	
5	1:07.391		59.685	91.4	47.330	97.7	2:54.406		13	32.485	176.2	37.419	184.3	31.728	180.9	1:41.632	
6	1:10.159		50.566	149.5	41.802	108.9	2:42.527		14	32.441	176.8	37.409	183.9	32.531	180.0	1:42.381	
7	53.889	83.4	51.722	140.8	36.837	113.2	2:22.448		15	32.411	177.1	37.799	183.9	32.457	178.1	1:42.667	
8	41.987	125.5	49.598	109.5	37.959	181.9	2:09.544										



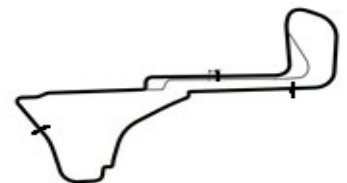
Weather/Track: Sun 25C/Dry 38C



Circuit Length - 4.00 kilometres  
Zolder

## 2011 FIA World Touring Car Championship Race 1 - Best Sector Speeds Report

SECTOR 1				SECTOR 2				SECTOR 3				
POS	NO	NAME	SPEED	LAP	NO	NAME	SPEED	LAP	NO	NAME	SPEED	LAP
1	3	TARQUINI	182.6	2	3	TARQUINI	189.4	2	11	POULSEN	184.8	8
2	65	LEE	182.6	2	65	LEE	188.4	2	12	ENGSTLER	184.8	1
3	2	HUFF	181.9	3	1	MULLER	188.1	1	3	TARQUINI	183.8	8
4	20	VILLA	181.9	2	5	MICHELISZ	188.1	10	5	MICHELISZ	183.8	13
5	1	MULLER	181.2	3	7	BARTH	188.1	1	18	MONTEIRO	183.8	9
6	8	MENU	181.2	2	20	VILLA	187.8	13	20	VILLA	183.8	1
7	18	MONTEIRO	181.2	1	18	MONTEIRO	187.5	9	65	LEE	183.8	1
8	17	NYKJAER	180.0	2	25	BENNANI	187.5	2	1	MULLER	182.8	8
9	5	MICHELISZ	179.6	3	11	POULSEN	187.1	9	17	NYKJAER	182.8	8
10	74	ORIOLA	179.6	2	17	NYKJAER	187.1	11	8	MENU	181.9	13
11	30	DAHLGREN	179.3	13	74	ORIOLA	187.1	1	9	O'YOUNG	181.9	8
12	4	DUDUKALO	179.0	11	4	DUDUKALO	186.5	2	25	BENNANI	181.9	1
13	9	O'YOUNG	179.0	11	9	O'YOUNG	186.5	1	74	ORIOLA	181.9	1
14	12	ENGSTLER	179.0	2	8	MENU	186.2	1	2	HUFF	180.9	8
15	7	BARTH	178.7	2	15	CORONEL	185.5	1	4	DUDUKALO	180.9	1
16	11	POULSEN	178.7	10	2	HUFF	185.2	9	10	TANIGUCHI	180.9	1
17	25	BENNANI	177.4	2	10	TANIGUCHI	184.9	1	15	CORONEL	180.9	1
18	10	TANIGUCHI	177.1	2	30	DAHLGREN	184.3	2	7	BARTH	180.0	1
19	35	SONDEREGGE	173.7	1	35	SONDEREGGE	183.3	2	35	SONDEREGGE	179.0	9
20	15	CORONEL	172.6	2	21	FABIANI	178.2	3	30	DAHLGREN	178.1	13
21	21	FABIANI	171.4	2					21	FABIANI	174.4	2



Weather/Track: Sun 25C/Dry 38C

Circuit Length - 4.00 kilometres  
Zolder

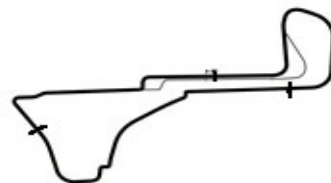
## 2011 FIA World Touring Car Championship Race 1 - Best Sector Times Report

POS	NO	SECTOR 1		SECTOR 2		SECTOR 3		IDEAL/BEST LAP COMPARISON							
		TIME	LAP	NO	TIME	LAP	NO	TIME	LAP	NO	NAME	IDEAL	BEST	LAP	DIFF
1	2	31.832	3	11	36.448	2	2	30.752	1	2	HUFF	1:39.080	1:39.517	2	+ 0.437
2	3	31.850	3	2	36.496	2	8	30.777	1	8	MENU	1:39.195	1:39.598	2	+ 0.403
3	1	31.854	3	1	36.525	3	1	30.886	9	1	MULLER	1:39.265	1:39.748	9	+ 0.483
4	8	31.863	3	8	36.555	3	18	30.888	1	3	TARQUINI	1:39.431	1:39.775	2	+ 0.344
5	5	32.034	3	3	36.618	3	3	30.963	9	18	MONTEIRO	1:39.619	1:39.900	2	+ 0.281
6	18	32.035	3	7	36.633	2	9	31.007	10	9	O'YOUNG	1:39.752	1:40.171	10	+ 0.419
7	9	32.090	11	9	36.655	10	5	31.075	10	11	POULSEN	1:39.852	1:40.200	10	+ 0.348
8	74	32.190	11	18	36.696	2	25	31.083	1	5	MICHELISZ	1:39.903	1:40.120	10	+ 0.217
9	20	32.208	9	17	36.782	10	15	31.107	2	20	VILLA	1:40.294	1:40.553	11	+ 0.259
10	30	32.210	13	5	36.794	3	12	31.117	1	17	NYKJAER	1:40.305	1:40.479	10	+ 0.174
11	11	32.240	10	20	36.940	11	20	31.146	10	7	BARTH	1:40.358	1:40.358	2	+ 0.000
12	17	32.298	11	74	37.007	11	11	31.164	9	74	ORIOLA	1:40.641	1:40.863	11	+ 0.222
13	4	32.361	12	4	37.143	9	17	31.225	9	4	DUDUKALO	1:40.874	1:41.055	9	+ 0.181
14	7	32.435	2	10	37.397	10	7	31.290	2	30	DAHLGREN	1:41.208	1:41.451	13	+ 0.243
15	10	32.488	10	30	37.410	2	4	31.370	9	10	TANIGUCHI	1:41.402	1:41.992	12	+ 0.590
16	65	32.965	2	15	37.428	2	74	31.444	2	25	BENNANI	1:41.902	1:42.082	2	+ 0.180
17	25	33.058	2	12	37.550	2	10	31.517	1	12	ENGSTLER	1:42.068	1:42.231	2	+ 0.163
18	35	33.132	13	65	37.691	2	30	31.588	1	15	CORONEL	1:42.394	1:42.394	2	+ 0.000
19	12	33.401	2	25	37.761	2	65	31.869	2	65	LEE	1:42.525	1:42.525	2	+ 0.000
20	21	33.776	12	35	38.504	11	35	31.957	11	35	SONDEREGG	1:43.593	1:43.907	11	+ 0.314
21	15	33.859	2	21	38.901	2	21	32.421	15	21	FABIANI	1:45.098	1:45.241	2	+ 0.143

'Perfect Lap' - 1:39.032



Weather/Track: Sun 25C/Dry 38C



Circuit Length - 4.00 kilometres  
Zolder



## 2011 FIA World Touring Car Championship

### RACE 1 - LAP CHART

Lap 1			Lap 2			Lap 3			Lap 4			Lap 5		
No	Behind	Laptime	No	Behind	Laptime	No	Behind	Laptime	No	Behind	Laptime	No	Behind	Laptime
2		1:43.179	2		1:39.517	2		1:39.520	2		2:23.584	2		2:54.703
8	1.099	1:44.278	8	1.180	1:39.598	8	1.491	1:39.831	8	0.762	2:22.855	8	0.465	2:54.406
3	1.677	1:44.856	3	1.935	1:39.775	3	2.886	1:40.471	3	1.705	2:22.403	3	1.602	2:54.600
1	1.929	1:45.108	1	2.348	1:39.936	1	3.403	1:40.575	1	2.253	2:22.434	1	1.999	2:54.449
18	2.406	1:45.585	18	2.789	1:39.900	18	3.934	1:40.665	18	2.889	2:22.539	18	2.832	2:54.646
5	4.290	1:47.469	5	5.050	1:40.277	5	6.232	1:40.702	5	4.005	2:21.357	5	3.626	2:54.324
15	5.165	1:48.344	7	6.164	1:40.358	11	8.181	1:40.815	11	4.799	2:20.202	11	4.363	2:54.267
7	5.323	1:48.502	11	6.886	1:40.732	17	17.612	1:45.062	17	5.664	2:11.636	17	5.435	2:54.474
11	5.671	1:48.850	15	8.042	1:42.394	74	18.083	1:47.888	74	6.200	2:11.701	74	5.903	2:54.406
25	5.977	1:49.156	25	8.542	1:42.082	9	19.441	1:47.389	9	7.237	2:11.380	9	7.104	2:54.570
12	6.436	1:49.615	12	9.150	1:42.231	20	20.223	1:47.009	20	8.319	2:11.680	20	7.979	2:54.363
74	7.076	1:50.255	74	9.715	1:42.156	4	20.349	1:48.528	4	8.899	2:12.134	4	8.775	2:54.579
9	7.439	1:50.618	4	11.341	1:42.950	10	25.154	1:52.881	10	9.552	2:07.982	10	9.569	2:54.720
4	7.908	1:51.087	9	11.572	1:43.650	30	26.305	1:53.280	30	10.077	2:07.356	30	10.126	2:54.752
10	8.293	1:51.472	10	11.793	1:43.017	21	27.547	1:47.953	35	12.042	2:06.463	35	11.044	2:53.705
30	9.016	1:52.195	17	12.070	1:42.442	35	29.163	1:50.611	21	13.521	2:09.558	21	11.584	2:52.766
17	9.145	1:52.324	30	12.545	1:43.046									
65	9.571	1:52.750	65	12.579	1:42.525									
20	10.010	1:53.189	20	12.734	1:42.241									
35	12.796	1:55.975	35	18.072	1:44.793									
21	13.390	1:56.569	21	19.114	1:45.241									

Weather/Track: Sun 25C/Dry 38C

www.mstworld.com

Page 1 of 3

Zolder  
Circuit Length = 4.0000 km.  
Start: 12:18 End: 12:47

Printed - 12:50 Sunday, 24 April 2011

# 2011 FIA World Touring Car Championship

## RACE 1 - LAP CHART

(contd.)

Lap 6			Lap 7			Lap 8			Lap 9			Lap 10		
No	Behind	Laptime	No	Behind	Laptime	No	Behind	Laptime	No	Behind	Laptime	No	Behind	Laptime
2		2:40.051	2		2:23.735	2		2:13.459	2		1:39.615	2		1:39.667
8	1.049	2:40.635	8	0.687	2:23.373	8	0.402	2:13.174	8	0.867	1:40.080	8	1.160	1:39.960
3	1.971	2:40.420	3	1.417	2:23.181	3	0.885	2:12.927	1	1.284	1:39.748	1	1.645	1:40.028
1	2.767	2:40.819	1	2.637	2:23.605	1	1.151	2:11.973	3	1.941	1:40.671	3	2.790	1:40.516
18	4.848	2:42.067	18	3.604	2:22.491	18	1.635	2:11.490	18	2.393	1:40.373	18	3.266	1:40.540
5	5.707	2:42.132	5	4.644	2:22.672	5	2.230	2:11.045	5	3.798	1:41.183	5	4.251	1:40.120
11	6.669	2:42.357	11	5.886	2:22.952	11	2.456	2:10.029	11	4.170	1:41.329	11	4.703	1:40.200
17	7.935	2:42.551	17	6.674	2:22.474	17	2.910	2:09.695	17	4.616	1:41.321	17	5.428	1:40.479
74	8.379	2:42.527	74	7.092	2:22.448	74	3.177	2:09.544	74	5.235	1:41.673	9	5.986	1:40.171
9	9.490	2:42.437	9	8.236	2:22.481	9	3.619	2:08.842	9	5.482	1:41.478	74	7.549	1:41.981
20	11.348	2:43.420	20	9.553	2:21.940	20	4.133	2:08.039	20	5.732	1:41.214	4	8.221	1:41.565
4	12.284	2:43.560	4	10.673	2:22.124	4	4.883	2:07.669	4	6.323	1:41.055	20	8.711	1:42.646
10	12.835	2:43.317	10	11.550	2:22.450	10	5.403	2:07.312	10	8.184	1:42.396	30	10.666	1:41.914
30	13.782	2:43.707	30	12.446	2:22.399	30	5.665	2:06.678	30	8.419	1:42.369	10	11.433	1:42.916
35	14.578	2:43.585	35	14.169	2:23.326	35	7.285	2:06.575	35	12.359	1:44.689	35	16.921	1:44.229
21	16.169	2:44.636	21	14.648	2:22.214	21	7.924	2:06.735	21	15.009	1:46.700	21	22.022	1:46.680

Weather/Track: Sun 25C/Dry 38C

www.mstworld.com

Page 2 of 3

Zolder  
Circuit Length = 4.0000 km.  
Start: 12:18 End: 12:47

Printed - 12:50 Sunday, 24 April 2011

## 2011 FIA World Touring Car Championship

### RACE 1 - LAP CHART

(contd.)

Lap 11			Lap 12			Lap 13			Lap 14			Lap 15		
No	Behind	Laptime	No	Behind	Laptime	No	Behind	Laptime	No	Behind	Laptime	No	Behind	Laptime
2		1:39.753	2		1:40.092	2		1:40.251	2		1:40.461	2		1:41.220
8	1.457	1:40.050	8	1.643	1:40.278	8	1.720	1:40.328	8	1.891	1:40.632	8	1.244	1:40.573
1	1.933	1:40.041	1	2.204	1:40.363	1	2.220	1:40.267	1	2.199	1:40.440	1	1.740	1:40.761
3	3.363	1:40.326	3	3.441	1:40.170	3	3.766	1:40.576	3	4.143	1:40.838	3	3.790	1:40.867
18	3.899	1:40.386	18	4.384	1:40.577	18	4.902	1:40.769	18	5.275	1:40.834	18	5.102	1:41.047
11	6.201	1:41.251	11	6.963	1:40.854	11	7.777	1:41.065	11	8.536	1:41.220	11	8.987	1:41.671
5	6.448	1:41.950	5	8.304	1:41.948	5	9.589	1:41.536	5	10.477	1:41.349	5	10.878	1:41.621
17	6.651	1:40.976	17	8.640	1:42.081	17	10.150	1:41.761	17	11.314	1:41.625	17	12.032	1:41.938
9	6.922	1:40.689	9	9.367	1:42.537	9	10.700	1:41.584	9	11.774	1:41.535	20	12.845	1:41.932
74	8.659	1:40.863	74	9.908	1:41.341	74	11.289	1:41.632	20	12.133	1:41.022	9	12.901	1:42.347
20	9.511	1:40.553	20	10.257	1:40.838	20	11.572	1:41.566	74	13.209	1:42.381	74	14.656	1:42.667
4	11.569	1:43.101	4	13.231	1:41.754	4	14.875	1:41.895	4	16.752	1:42.338	4	17.538	1:42.006
30	12.602	1:41.689	30	14.344	1:41.834	30	15.544	1:41.451	30	17.142	1:42.059	30	18.687	1:42.765
10	14.321	1:42.641	10	16.221	1:41.992	10	19.431	1:43.461	10	22.997	1:44.027	10	25.864	1:44.087
35	21.075	1:43.907	35	25.246	1:44.263	35	30.249	1:45.254	35	33.925	1:44.137	35	42.236	1:49.531
21	28.490	1:46.221	21	34.573	1:46.175	21	48.953	1:54.631	21	1:02.087	1:53.595	21	1:07.741	1:46.874

Weather/Track: Sun 25C/Dry 38C

www.mstworld.com

Page 3 of 3

Zolder  
Circuit Length = 4.0000 km.  
Start: 12:18 End: 12:47


Printed - 12:50 Sunday, 24 April 2011

# 2011 FIA World Touring Car Championship

## GRID FOR RACE 2

ROW 10	10   TANIGUCHI	65   LEE
ROW 9	15   CORONEL	12   ENGSTLER
ROW 8	5   MICHELISZ	25   BENNANI
ROW 7	20   VILLA	17   NYKJAER
ROW 6	21   FABIANI	35   SONDEREGGER
ROW 5	4   DUDUKALO	9   O'YOUNG
ROW 4	30   DAHLGREN	74   ORIOLA
ROW 3	18   MONTEIRO	11   POULSEN
ROW 2	1   MULLER	8   MENU
ROW 1	2   HUFF	3   TARQUINI

**POLE**



Cars 5, 12, 15, 25, 65, 10 to back of grid, ref decisions 11 - 16. Car 7 withdrawn.  
Cars 17 & 20 allowed to participate, Stewards decisions 5 & 6 refer.

Zolder  
Circuit Length = 4.0000 km.

Race Director:	Steward:	Timekeeper:
----------------	----------	-------------

**2011 FIA World Touring Car Championship  
RACE 2 - PROVISIONAL CLASSIFICATION**

POS	NO	CLS	DRIVER / TEAM	NAT	CAR	TIME	LAPS	GAP	KPH	BEST
1	3		Gabriele TARQUINI	ITA	SEAT Leon 2.0 TDI	22:07.752	13		141.01	1:40.613
2	8		Alain MENU	CHE	Chevrolet Cruze 1.6T	22:08.200	13	0.448	140.97	1:40.732
3	18		Tiago MONTEIRO	PRT	SEAT Leon 2.0 TDI	22:08.638	13	0.886	140.92	1:40.688
4	9	Y	Darryl O'YOUNG	CHN	Chevrolet Cruze 1.6T	22:09.366	13	1.614	140.84	1:40.648
5	17	Y	Michel NYKJAER	DNK	SEAT Leon 2.0 TDI	22:13.454	13	5.702	140.41	1:40.819
6	2		Robert HUFF	GBR	Chevrolet Cruze 1.6T	22:13.653	13	5.901	140.39	1:40.509
7	30		Robert DAHLGREN	SWE	Volvo C30	22:20.104	13	12.352	139.71	1:41.262
8	5	Y	Norbert MICHELISZ	HUN	BMW 320 TC	22:24.473	13	16.721	139.26	1:41.269
9	4	Y	Aleksei DUDUKALO	RUS	SEAT Leon 2.0 TDI	22:27.893	13	20.141	138.91	1:41.552
10	20	Y	Javier VILLA	ESP	BMW 320 TC	22:36.579	13	28.827	138.02	1:40.063
11	25	Y	Mehdi BENNANI	MAR	BMW 320 TC	22:49.818	13	42.066	136.68	1:41.444
12	12	Y	Franz ENGSTLER	DEU	BMW 320 TC	22:55.987	13	48.235	136.07	1:42.279
13	21	Y	Fabio FABIANI	ITA	BMW 320si	22:10.393	12	1 LAP	129.91	1:47.024
14	10	Y	Yukinori TANIGUCHI	JPN	Chevrolet Cruze 1.6T	22:49.027	12	1 LAP	126.24	1:41.180
15	74	Y	Pepe ORIOLA	ESP	SEAT Leon 2.0 TDI	22:12.222	11	2 LAPS	118.92	1:40.605
16	35	Y	Urs SONDEREGGER	CHE	BMW 320 TC	16:38.316	9	4 LAPS	129.85	1:44.714

NOT CLASSIFIED

1			Yvan MULLER	FRA	Chevrolet Cruze 1.6T	12:14.788	7	D.N.F.	137.23	1:40.800
11	Y		Kristian POULSEN	DNK	BMW 320 TC		0	D.N.F.	N/A	

FASTEST LAP

20	Y		Javier VILLA		BMW 320 TC	1:40.063	3	89.42mph	143.90kph	
2			Robert HUFF		Chevrolet Cruze 1.6T	1:40.509	2	89.02mph	143.27kph	

Subject to Technical Scrutineering. For Media Information Purposes - No Regulatory Value.

Weather/Track: Sun 26C/Dry 39C

Zolder

Circuit Length = 4.0000 km.

Start: 13:48 End: 14:10

Race Director:	Steward:	Timekeeper:	Issued at:
----------------	----------	-------------	------------

**2011 FIA World Touring Car Championship**  
**RACE 2 RESULT**

POS	NO	CLS	DRIVER / TEAM	NAT	CAR	TIME	LAPS	GAP	KPH	BEST
1	3		Gabriele TARQUINI	ITA	SEAT Leon 2.0 TDI	22:07.752	13		141.01	1:40.613
2	8		Alain MENU	CHE	Chevrolet Cruze 1.6T	22:08.200	13	0.448	140.97	1:40.732
3	18		Tiago MONTEIRO	PRT	SEAT Leon 2.0 TDI	22:08.638	13	0.886	140.92	1:40.688
4	9	Y	Darryl O'YOUNG	CHN	Chevrolet Cruze 1.6T	22:09.366	13	1.614	140.84	1:40.648
5	17	Y	Michel NYKJAER	DNK	SEAT Leon 2.0 TDI	22:13.454	13	5.702	140.41	1:40.819
6	2		Robert HUFF	GBR	Chevrolet Cruze 1.6T	22:13.653	13	5.901	140.39	1:40.509
7	30		Robert DAHLGREN	SWE	Volvo C30	22:20.104	13	12.352	139.71	1:41.262
8	5	Y	Norbert MICHELISZ	HUN	BMW 320 TC	22:24.473	13	16.721	139.26	1:41.269
9	4	Y	Aleksei DUDUKALO	RUS	SEAT Leon 2.0 TDI	22:27.893	13	20.141	138.91	1:41.552
10	20	Y	Javier VILLA	ESP	BMW 320 TC	22:36.579	13	28.827	138.02	1:40.063
11	25	Y	Mehdi BENNANI	MAR	BMW 320 TC	22:49.818	13	42.066	136.68	1:41.444
12	12	Y	Franz ENGSTLER	DEU	BMW 320 TC	22:55.987	13	48.235	136.07	1:42.279
13	21	Y	Fabio FABIANI	ITA	BMW 320si	22:10.393	12	1 LAP	129.91	1:47.024
14	74	Y	Pepe ORIOLA	ESP	SEAT Leon 2.0 TDI	22:12.222	11	2 LAPS	118.92	1:40.605
15	35	Y	Urs SONDEREGGER	CHE	BMW 320 TC	16:38.316	9	4 LAPS	129.85	1:44.714

NOT CLASSIFIED

1			Yvan MULLER	FRA	Chevrolet Cruze 1.6T	12:14.788	7	D.N.F.	137.23	1:40.800
11	Y		Kristian POULSEN	DNK	BMW 320 TC		0	D.N.F.	N/A	

FASTEST LAP

20	Y		Javier VILLA		BMW 320 TC	1:40.063	3	89.42mph	143.90kph
2			Robert HUFF		Chevrolet Cruze 1.6T	1:40.509	2	89.02mph	143.27kph

Car 10 excluded, Stewards decision 19 refers.

Weather/Track: Sun 26C/Dry 39C

Zolder

Circuit Length = 4.0000 km.

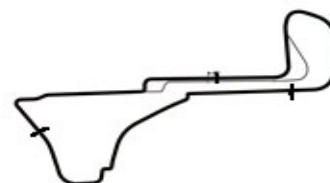
Start: 13:48 End: 14:10

Steward:	Steward:	Steward:	Issued at:
----------	----------	----------	------------

# 2011 FIA World Touring Car Championship

## Race 2 - Sector Analysis Report

Lap	S1 Time	S1 Spd	S2 Time	S2 Spd	S3 Time	S3 Spd	Lap Time	Pit	Lap	S1 Time	S1 Spd	S2 Time	S2 Spd	S3 Time	S3 Spd	Lap Time	Pit
<b>1 MULLER FRA Chevrolet Cruze 1.6T</b>																	
1	38.663	180.0	37.625	184.9	31.094	180.0	1:47.382		5	32.263	178.0	37.313	184.9	31.633		1:41.209	
2	31.993	179.3	37.694	181.2	31.113	180.0	1:40.800		6	32.381	176.2	37.674	178.2	31.932	179.0	1:41.987	
3	32.353	177.1	37.332	184.9	31.345	179.0	1:41.030		7	35.803	151.5	45.184	174.4	40.085		2:01.072	Pit
4	32.360	176.2	37.244	184.6	31.704	180.0	1:41.308										
<b>2 HUFF GBR Chevrolet Cruze 1.6T</b>																	
1	38.263	179.3	37.098	184.6	31.305	179.0	1:46.666		8	32.527	177.7	37.089	170.3	34.589	171.0	1:44.205	
2	32.252	178.7	36.936	183.9	31.321	177.2	1:40.509		9	37.148	171.7	38.303	181.2	31.909	176.2	1:47.360	
3	32.950	173.4	37.030	184.3	31.283	178.1	1:41.263		10	33.032	176.8	37.686	180.9	31.724	178.1	1:42.442	
4	32.386	178.0	37.333	185.2	31.614	180.9	1:41.333		11	32.857	176.8	37.007	183.6	31.792	177.2	1:41.656	
5	32.401	176.8	37.333	183.6	31.571	178.1	1:41.305		12	32.568	176.8	37.294	183.3	31.917		1:41.779	
6	32.420	176.8	37.397	184.3	31.425	179.0	1:41.242		13	32.764	175.3	37.405	181.8	32.072	176.2	1:42.241	
7	32.401	177.7	37.356	183.6	31.895	174.4	1:41.652										
<b>3 TARQUINI ITA SEAT Leon 2.0 TDI</b>																	
1	37.979	178.7	37.115	185.8	31.346	182.8	1:46.440		8	32.602	177.1	37.453	185.5	32.758	178.1	1:42.813	
2	32.052	177.7	37.120	184.9	31.441	177.2	1:40.613		9	32.636	177.1	37.297	186.2	31.682	180.9	1:41.615	
3	32.809	176.2	36.975	184.9	31.390	179.0	1:41.174		10	32.707	176.2	38.000	170.0	31.872	180.9	1:42.579	
4	32.216	175.3	37.490		31.547	181.9	1:41.253		11	32.748	175.9	37.758	184.3	31.747	180.9	1:42.253	
5	32.445	176.8	37.367	186.2	31.590	180.0	1:41.402		12	32.802	175.0	37.657	184.6	31.790	181.9	1:42.249	
6	32.373	175.9	37.364	185.5	31.424	181.9	1:41.161		13	32.755	176.2	37.857	183.9	31.900		1:42.512	
7	32.463	176.2	37.289	185.5	31.936	179.0	1:41.688										
<b>4 DUDUKALO RUS SEAT Leon 2.0 TDI Y</b>																	
1	42.946	175.9	38.515	181.2	32.518	177.2	1:53.979		8	32.899	174.3	37.757	181.8	32.095	178.1	1:42.751	
2	33.377	177.1	37.445	184.3	31.834	180.0	1:42.656		9	32.865	176.8	37.792	183.0	32.229	178.1	1:42.886	
3	32.428	176.5	37.390	185.2	31.734	178.1	1:41.552		10	32.646	176.8	37.754	182.4	33.280	174.4	1:43.680	
4	32.481	174.6	37.506	184.6	32.806	170.1	1:42.793		11	33.511	176.8	37.915	184.6	32.213	178.1	1:43.639	
5	32.768	175.9	37.626	183.3	31.836	180.0	1:42.230		12	32.859	175.6	37.684	183.6	32.314	178.1	1:42.857	
6	32.618	176.2	37.514	184.3	31.958	178.1	1:42.090		13	32.902	174.3	38.094	183.0	32.244	178.1	1:43.240	
7	33.284	172.3	38.043	183.3	32.213	178.1	1:43.540										
<b>5 MICHELISZ HUN BMW 320 TC Y</b>																	
1	50.274	173.1	39.170	182.7	31.699		2:01.143		8	32.453	176.5	37.562	183.9	31.646	179.0	1:41.661	
2	32.296	177.4	37.545	185.2	31.588	178.1	1:41.429		9	32.565	176.2	37.438	184.9	31.720	180.9	1:41.723	
3	32.447	174.6	37.499	184.6	31.323		1:41.269		10	32.613	175.9	37.738	180.9	32.579	174.4	1:42.930	
4	32.332	173.4	37.466	184.9	32.402		1:42.200		11	32.922	176.2	37.584	183.3	32.003		1:42.509	
5	32.455	176.5	37.569	184.6	31.675	180.0	1:41.699		12	32.564	174.3	37.626	183.6	31.749		1:41.939	
6	32.542	172.0	37.429	184.9	31.798		1:41.769		13	32.620	176.2	37.579	183.3	31.734	180.0	1:41.933	
7	32.802	176.5	37.756	181.8	31.711	179.0	1:42.269										

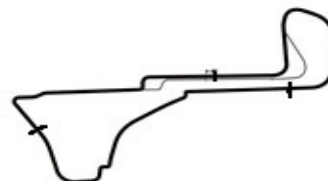


Weather/Track: Sun 26C/Dry 39C

Circuit Length - 4.00 kilometres  
Zolder

## 2011 FIA World Touring Car Championship Race 2 - Sector Analysis Report

Lap	S1 Time	S1 Spd	S2 Time	S2 Spd	S3 Time	S3 Spd	Lap Time	Pit	Lap	S1 Time	S1 Spd	S2 Time	S2 Spd	S3 Time	S3 Spd	Lap Time	Pit
<b>8 MENU CHE</b>									<b>Chevrolet Cruze 1.6T</b>								
1	38.418	178.4	37.528	185.2	31.056		1:47.002		8	32.556	178.0	37.680	182.1	32.117	178.1	1:42.353	
2	32.199	177.7	37.434	183.9	31.099	179.0	1:40.732		9	32.573	177.1	37.398	183.6	31.778		1:41.749	
3	32.572	177.7	37.288	183.9	31.356		1:41.216		10	32.672	175.9	37.972	170.8	32.044		1:42.688	
4	32.276	177.4	37.375	184.9	31.547		1:41.198		11	32.572	176.8	37.776	182.7	31.967		1:42.315	
5	32.314	178.0	37.346	184.9	31.590		1:41.250		12	32.604	176.8	37.595	183.3	31.786		1:41.985	
6	32.390	178.0	37.483	182.7	31.483		1:41.356		13	32.751	175.9	37.940	182.7	31.982		1:42.673	
7	32.399	177.4	37.212	184.9	32.072	174.4	1:41.683										
<b>9 O'YOUNG CHN</b>									<b>Chevrolet Cruze 1.6T Y</b>								
1	39.991	179.0	37.704	184.6	31.308	179.0	1:49.003		8	32.414	177.7	37.730	183.9	31.969	177.2	1:42.113	
2	31.997	180.0	37.139	183.9	31.644	178.1	1:40.780		9	32.862	177.7	37.483	184.6	31.574	179.0	1:41.919	
3	32.415	178.0	37.002	185.5	31.231	180.0	1:40.648		10	32.376	177.7	37.468	180.0	32.087		1:41.931	
4	32.319	176.5	37.195	184.9	31.642	179.0	1:41.156		11	32.655	175.0	37.534	183.6	32.010	178.1	1:42.199	
5	32.346	177.7	37.133	183.9	31.722	178.1	1:41.201		12	32.746	176.2	37.541	182.7	31.933		1:42.220	
6	32.502	176.8	37.532	183.9	31.632	180.0	1:41.666		13	32.672	176.5	37.863	179.1	32.285		1:42.820	
7	32.556	176.5	37.486	184.3	31.668	178.1	1:41.710										
<b>10 TANIGUCHI JPN</b>									<b>Chevrolet Cruze 1.6T Y</b>								
1	42.742	175.6	37.605	183.6	33.253	176.2	1:53.600		8	32.457	173.7	37.990	181.5	32.228		1:42.675	
2	32.530	177.7	37.083	182.4	31.567	179.0	1:41.180		9	33.009	167.1	1:24.885	94.3	34.800	172.7	2:32.694	
3	32.459	176.8	37.619	183.6	31.648		1:41.726		10	33.447	175.3	38.911	178.5	32.626		1:44.984	
4	32.193	173.4	37.392	183.0	32.466	168.4	1:42.051		11	33.166	172.8	38.426	179.4	32.359		1:43.951	
5	33.335	176.2	1:52.440	180.6	32.494	177.2	2:58.269		12	32.946	173.4	38.246	180.3	32.147	177.2	1:43.339	
6	32.634	174.6	37.901	180.9	31.966		1:42.501										
7	32.415	176.2	37.598	182.4	32.044	177.2	1:42.057										
<b>12 ENGSTLER DEU</b>									<b>BMW 320 TC Y</b>								
1	1:04.165	168.5	41.825		32.719	178.1	2:18.709		8	32.729	175.9	38.171		31.880		1:42.780	
2	32.963	175.6	38.536		32.001	180.0	1:43.500		9	33.000	175.9	38.003	179.1	32.174		1:43.177	
3	32.842	175.6	38.403		31.589		1:42.834		10	32.957	176.8	38.034		32.065		1:43.056	
4	32.577	174.3	37.908		31.794		1:42.279		11	33.050	176.5	38.649		32.079		1:43.778	
5	32.920	175.6	37.916		32.005		1:42.841		12	33.016	175.9	37.775		32.340		1:43.131	
6	32.719	176.8	38.157		32.026		1:42.902		13	33.326	175.3	38.377		32.315		1:44.018	
7	32.963	174.3	37.941		32.078		1:42.982										
<b>17 NYKJAER DNK</b>									<b>SEAT Leon 2.0 TDI Y</b>								
1	40.939	178.7	38.613	185.5	31.191	180.0	1:50.743		8	32.624	176.5	37.719	182.1	31.859	178.1	1:42.202	
2	32.848	180.6	36.706	185.5	31.265	180.9	1:40.819		9	32.780	177.4	37.389	182.1	32.193	178.1	1:42.362	
3	33.086	178.4	37.007	184.9	31.260	180.0	1:41.353		10	33.070	175.9	38.269	175.3	32.576	177.2	1:43.915	
4	32.243	175.3	37.036	184.9	31.734	180.0	1:41.013		11	32.876	175.0	37.450	183.0	31.896	179.0	1:42.222	
5	32.370	177.7	37.017	183.6	31.679	179.0	1:41.066		12	32.769	175.9	37.374	180.9	32.068	179.0	1:42.211	
6	32.333	177.4	37.140	184.3	31.908	179.0	1:41.381		13	32.693	176.2	37.464	182.7	32.083		1:42.240	
7	32.960	174.6	37.250	183.6	31.717	179.0	1:41.927										



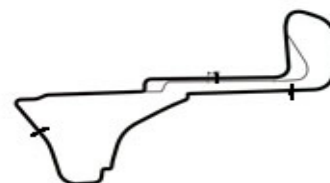
Weather/Track: Sun 26C/Dry 39C

Circuit Length - 4.00 kilometres  
Zolder



## 2011 FIA World Touring Car Championship Race 2 - Sector Analysis Report

Lap	S1 Time	S1 Spd	S2 Time	S2 Spd	S3 Time	S3 Spd	Lap Time	Pit	Lap	S1 Time	S1 Spd	S2 Time	S2 Spd	S3 Time	S3 Spd	Lap Time	Pit
<b>18 MONTEIRO PRT SEAT Leon 2.0 TDI</b>																	
1	39.185	176.5	37.967		31.175	180.9	1:48.327		8	32.402	178.4	37.304		32.281	177.2	1:41.987	
2	32.063	177.7	37.021		31.604	179.0	1:40.688		9	32.537	177.4	37.248		31.707	180.0	1:41.492	
3	32.393	175.6	37.201		31.323	180.9	1:40.917		10	32.497	178.0	37.803		32.166	179.0	1:42.466	
4	32.365	176.2	37.063		31.512	180.9	1:40.940		11	32.693	176.8	37.482		32.073	178.1	1:42.248	
5	32.430	177.1	37.290		31.810	179.0	1:41.530		12	32.665	176.8	37.525		31.966	179.0	1:42.156	
6	32.418	177.4	37.305		31.868	180.9	1:41.591		13	32.728	176.2	37.743		32.055		1:42.526	
7	32.692	177.4	37.317		31.761	175.3	1:41.770										
<b>20 VILLA ESP BMW 320 TC Y</b>																	
1	1:11.410	180.0	36.951	183.9	31.086	181.9	2:19.447		8	32.199	179.6	37.198	185.2	31.383	178.1	1:40.780	
2	32.700	180.6	38.089	182.1	31.310	180.9	1:42.099		9	32.370	178.7	37.229	184.3	31.390	180.0	1:40.989	
3	32.043	179.0	37.041	185.8	30.979	179.0	1:40.063		10	32.495	178.0	38.178	161.6	31.946	180.0	1:42.619	
4	32.033	179.6	36.940	184.9	31.292	180.0	1:40.265		11	32.673	177.4	37.512	183.0	31.719	180.0	1:41.904	
5	31.977	180.3	37.978	181.5	31.387	180.9	1:41.342		12	32.526	178.4	37.311	183.3	31.394	180.0	1:41.231	
6	31.980	179.6	36.927	187.5	33.265	172.7	1:42.172		13	32.441	179.0	37.442	183.9	31.253	180.0	1:41.136	
7	33.443	179.0	37.780	184.6	31.309	181.9	1:42.532										
<b>21 FABIANI ITA BMW 320Si Y</b>																	
1	42.039	167.1	39.528	171.7	33.479	168.4	1:55.046		8	34.408	166.3	40.310	173.3	33.201		1:47.919	
2	34.472	170.5	39.794	174.4	33.454	169.3	1:47.720		9	34.484	169.4	39.815	172.8	33.962		1:48.261	
3	34.293	168.8	39.649	174.1	33.082	171.0	1:47.024		10	34.923	164.9	41.035	167.9	34.509	171.8	1:50.467	
4	34.244	168.2	39.708	173.0	34.250	170.1	1:48.202		11	36.088	162.5	40.934	172.2	33.596	172.7	1:50.618	
5	34.488	169.6	39.313	174.7	34.636	171.0	1:48.437		12	34.755	166.6	52.054	104.4	37.702	148.6	2:04.511	
6	36.046	162.8	42.778	139.3	36.088	171.0	1:54.912										
7	34.567	169.6	39.515	175.0	33.194	172.7	1:47.276										
<b>25 BENNANI MAR BMW 320 TC Y</b>																	
1	46.639	179.0	37.555	184.3	31.564	180.9	1:55.758		8	32.881	176.2	37.769	178.8	32.098	177.2	1:42.748	
2	32.557	179.0	37.120	184.3	31.767	179.0	1:41.444		9	33.329	175.0	38.298	180.9	32.201	178.1	1:43.828	
3	42.711		39.977	183.3	33.551		1:56.239		10	33.262	174.0	37.923	180.6	32.363		1:43.548	
4	32.837	175.9	37.677	184.6	32.651	174.4	1:43.165		11	33.299	174.3	38.381	181.2	32.108		1:43.788	
5	33.258	173.1	38.579	182.4	32.384	177.2	1:44.221		12	33.167	174.6	37.986	180.6	32.395	180.0	1:43.548	
6	33.104	173.7	37.828	182.4	33.462	175.3	1:44.394		13	33.122	174.3	38.165	180.3	32.130	178.1	1:43.417	
7	33.486	175.9	38.481	183.0	31.753	180.0	1:43.720										
<b>30 DAHLGREN SWE Volvo C30</b>																	
1	40.823	175.6	38.127	183.6	31.634	176.2	1:50.584		8	32.509	178.0	37.837	180.9	32.928	170.1	1:43.274	
2	33.161	178.0	37.442	180.6	31.704	178.1	1:42.307		9	33.250	177.7	37.710	182.7	32.167	176.2	1:43.127	
3	32.412	178.0	37.265	182.1	31.585	177.2	1:41.262		10	32.472	178.0	38.829	181.2	32.342	175.3	1:43.643	
4	32.224	175.9	37.331	182.1	31.729	177.2	1:41.284		11	32.577	178.0	37.672	181.5	32.243	173.6	1:42.492	
5	32.239	177.4	37.348	182.7	32.056	173.6	1:41.643		12	32.678	177.1	37.940	182.1	32.616	171.8	1:43.234	
6	32.310	177.4	37.725	182.1	32.074	176.2	1:42.109		13	32.788	176.8	37.789	181.8	32.227	176.2	1:42.804	
7	32.611	177.1	37.717	183.0	32.013	178.1	1:42.341										



Weather/Track: Sun 26C/Dry 39C

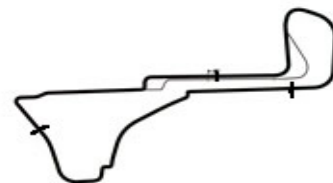
Circuit Length - 4.00 kilometres  
Zolder

## 2011 FIA World Touring Car Championship Race 2 - Sector Analysis Report

Lap	S1 Time	S1 Spd	S2 Time	S2 Spd	S3 Time	S3 Spd	Lap Time	Pit	Lap	S1 Time	S1 Spd	S2 Time	S2 Spd	S3 Time	S3 Spd	Lap Time	Pit	
<b>35 SONDEREGGER</b>									<b>CHE BMW 320 TC</b>									<b>Y</b>
1	1:03.988	168.2	41.697	177.9	33.019	172.7	2:18.704		6	33.747	173.4	38.578	182.7	32.389		1:44.714		
2	36.142	149.7	40.030	178.8	32.536	175.3	1:48.708		7	33.620	171.7	38.917	180.9	33.087		1:45.624		
3	33.709	169.6	39.120	180.3	33.930		1:46.759		8	33.528	174.3	39.425	181.2	34.842		1:47.795		
4	33.984	172.0	39.183	179.7	33.154		1:46.321		9	37.028	148.8	42.321	168.7	35.219		1:54.568		
5	33.578	172.0	38.896	182.4	32.649		1:45.123											
<b>74 ORIOLA</b>									<b>ESP SEAT Leon 2.0 TDI</b>									<b>Y</b>
1	40.656	174.3	37.743	183.9	31.598	179.0	1:49.997		7	32.782	173.7	37.425	185.8	31.873	180.0	1:42.080		
2	32.168	178.7	36.942		31.495	180.0	1:40.605		8	32.654	177.1	37.397	184.9	31.812	180.0	1:41.863		
3	32.345	176.2	37.334	185.2	31.570	180.9	1:41.249		9	32.702	177.7	37.772	184.6	32.215	176.2	1:42.689		
4	32.355	175.9	37.127	185.2	31.621	180.9	1:41.103		10	34.054	164.9	43.555	172.8	42.218		1:59.827	Pit	
5	32.457	177.7	37.175	185.5	31.657	180.0	1:41.289		11	3:39.993	175.3	37.757	185.2	32.096	177.2	4:49.846		
6	32.418	177.1	37.339	186.2	31.917	180.0	1:41.674											



Weather/Track: Sun 26C/Dry 39C



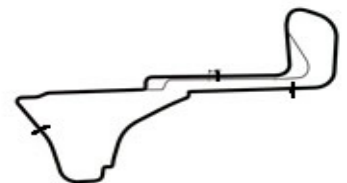
Circuit Length - 4.00 kilometres  
Zolder

## 2011 FIA World Touring Car Championship Race 2 - Best Sector Speeds Report

SECTOR 1				SECTOR 2				SECTOR 3				
POS	NO	NAME	SPEED	LAP	NO	NAME	SPEED	LAP	NO	NAME	SPEED	LAP
1	17	NYKJAER	180.6	2	20	VILLA	187.5	6	3	TARQUINI	182.8	1
2	20	VILLA	180.6	2	3	TARQUINI	186.2	5	20	VILLA	181.9	1
3	1	MULLER	180.0	1	74	ORIOLA	186.2	6	2	HUFF	180.9	4
4	9	O'YOUNG	180.0	2	9	O'YOUNG	185.5	3	5	MICHELISZ	180.9	9
5	2	HUFF	179.3	1	17	NYKJAER	185.5	1	17	NYKJAER	180.9	2
6	25	BENNANI	179.0	1	2	HUFF	185.2	4	18	MONTEIRO	180.9	1
7	3	TARQUINI	178.7	1	4	DUDUKALO	185.2	3	25	BENNANI	180.9	1
8	74	ORIOLA	178.7	2	5	MICHELISZ	185.2	2	74	ORIOLA	180.9	3
9	8	MENU	178.4	1	8	MENU	185.2	1	1	MULLER	180.0	1
10	18	MONTEIRO	178.4	8	1	MULLER	184.9	1	4	DUDUKALO	180.0	2
11	30	DAHLGREN	178.0	2	25	BENNANI	184.6	4	9	O'YOUNG	180.0	3
12	10	TANIGUCHI	177.7	2	10	TANIGUCHI	183.6	1	12	ENGSTLER	180.0	2
13	5	MICHELISZ	177.4	2	30	DAHLGREN	183.6	1	8	MENU	179.0	2
14	4	DUDUKALO	177.1	2	35	SONDEREGGE	182.7	6	10	TANIGUCHI	179.0	2
15	12	ENGSTLER	176.8	6	12	ENGSTLER	179.1	9	30	DAHLGREN	178.1	2
16	35	SONDEREGGE	174.3	8	21	FABIANI	175.0	7	35	SONDEREGGE	175.3	2
17	21	FABIANI	170.5	2					21	FABIANI	172.7	7



Weather/Track: Sun 26C/Dry 39C



Circuit Length - 4.00 kilometres  
Zolder

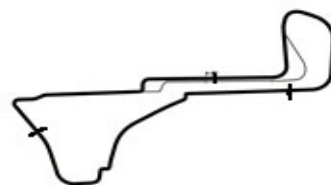
## 2011 FIA World Touring Car Championship Race 2 - Best Sector Times Report

POS	SECTOR 1			SECTOR 2			SECTOR 3			NO	NAME	IDEAL/BEST LAP COMPARISON			DIFF
	NO	TIME	LAP	NO	TIME	LAP	NO	TIME	LAP			IDEAL	BEST	LAP	
1	20	31.977	5	17	36.706	2	20	30.979	3	20	VILLA	1:39.883	1:40.063	3	+ 0.180
2	1	31.993	2	20	36.927	6	8	31.056	1	17	NYKJAER	1:40.140	1:40.819	2	+ 0.679
3	9	31.997	2	2	36.936	2	1	31.094	1	9	O'YOUNG	1:40.230	1:40.648	3	+ 0.418
4	3	32.052	2	74	36.942	2	18	31.175	1	18	MONTEIRO	1:40.259	1:40.688	2	+ 0.429
5	18	32.063	2	3	36.975	3	17	31.191	1	1	MULLER	1:40.331	1:40.800	2	+ 0.469
6	74	32.168	2	9	37.002	3	9	31.231	3	3	TARQUINI	1:40.373	1:40.613	2	+ 0.240
7	10	32.193	4	18	37.021	2	2	31.283	3	8	MENU	1:40.467	1:40.732	2	+ 0.265
8	8	32.199	2	10	37.083	2	5	31.323	3	2	HUFF	1:40.471	1:40.509	2	+ 0.038
9	30	32.224	4	25	37.120	2	3	31.346	1	74	ORIOLA	1:40.605	1:40.605	2	+ 0.000
10	17	32.243	4	8	37.212	7	74	31.495	2	10	TANIGUCHI	1:40.843	1:41.180	2	+ 0.337
11	2	32.252	2	1	37.244	4	25	31.564	1	5	MICHELISZ	1:41.048	1:41.269	3	+ 0.221
12	5	32.296	2	30	37.265	3	10	31.567	2	30	DAHLGREN	1:41.074	1:41.262	3	+ 0.188
13	4	32.428	3	4	37.390	3	30	31.585	3	25	BENNANI	1:41.241	1:41.444	2	+ 0.203
14	25	32.557	2	5	37.429	6	12	31.589	3	4	DUDUKALO	1:41.552	1:41.552	3	+ 0.000
15	12	32.577	4	12	37.775	12	4	31.734	3	12	ENGSTLER	1:41.941	1:42.279	4	+ 0.338
16	35	33.528	8	35	38.578	6	35	32.389	6	35	SONDEREGG	1:44.495	1:44.714	6	+ 0.219
17	21	34.244	4	21	39.313	5	21	33.082	3	21	FABIANI	1:46.639	1:47.024	3	+ 0.385

'Perfect Lap' - 1:39.662



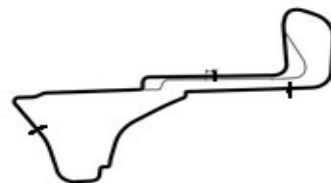
Weather/Track: Sun 26C/Dry 39C



Circuit Length - 4.00 kilometres  
Zolder

## 2011 FIA World Touring Car Championship Race 2 - Sector Analysis Report

Lap	S1 Time	S1 Spd	S2 Time	S2 Spd	S3 Time	S3 Spd	Lap Time	Pit	Lap	S1 Time	S1 Spd	S2 Time	S2 Spd	S3 Time	S3 Spd	Lap Time	Pit
<b>8 MENU CHE</b>									<b>Chevrolet Cruze 1.6T</b>								
1	38.418	178.4	37.528	185.2	31.056		1:47.002		8	32.556	178.0	37.680	182.1	32.117	178.1	1:42.353	
2	32.199	177.7	37.434	183.9	31.099	179.0	1:40.732		9	32.573	177.1	37.398	183.6	31.778		1:41.749	
3	32.572	177.7	37.288	183.9	31.356		1:41.216		10	32.672	175.9	37.972	170.8	32.044		1:42.688	
4	32.276	177.4	37.375	184.9	31.547		1:41.198		11	32.572	176.8	37.776	182.7	31.967		1:42.315	
5	32.314	178.0	37.346	184.9	31.590		1:41.250		12	32.604	176.8	37.595	183.3	31.786		1:41.985	
6	32.390	178.0	37.483	182.7	31.483		1:41.356		13	32.751	175.9	37.940	182.7	31.982		1:42.673	
7	32.399	177.4	37.212	184.9	32.072	174.4	1:41.683										
<b>9 O'YOUNG CHN</b>									<b>Chevrolet Cruze 1.6T Y</b>								
1	39.991	179.0	37.704	184.6	31.308	179.0	1:49.003		8	32.414	177.7	37.730	183.9	31.969	177.2	1:42.113	
2	31.997	180.0	37.139	183.9	31.644	178.1	1:40.780		9	32.862	177.7	37.483	184.6	31.574	179.0	1:41.919	
3	32.415	178.0	37.002	185.5	31.231	180.0	1:40.648		10	32.376	177.7	37.468	180.0	32.087		1:41.931	
4	32.319	176.5	37.195	184.9	31.642	179.0	1:41.156		11	32.655	175.0	37.534	183.6	32.010	178.1	1:42.199	
5	32.346	177.7	37.133	183.9	31.722	178.1	1:41.201		12	32.746	176.2	37.541	182.7	31.933		1:42.220	
6	32.502	176.8	37.532	183.9	31.632	180.0	1:41.666		13	32.672	176.5	37.863	179.1	32.285		1:42.820	
7	32.556	176.5	37.486	184.3	31.668	178.1	1:41.710										
<b>10 TANIGUCHI JPN</b>									<b>Chevrolet Cruze 1.6T Y</b>								
1	42.742	175.6	37.605	183.6	33.253	176.2	1:53.600		8	32.457	173.7	37.990	181.5	32.228		1:42.675	
2	32.530	177.7	37.083	182.4	31.567	179.0	1:41.180		9	33.009	167.1	1:24.885	94.3	34.800	172.7	2:32.694	
3	32.459	176.8	37.619	183.6	31.648		1:41.726		10	33.447	175.3	38.911	178.5	32.626		1:44.984	
4	32.193	173.4	37.392	183.0	32.466	168.4	1:42.051		11	33.166	172.8	38.426	179.4	32.359		1:43.951	
5	33.335	176.2	1:52.440	180.6	32.494	177.2	2:58.269		12	32.946	173.4	38.246	180.3	32.147	177.2	1:43.339	
6	32.634	174.6	37.901	180.9	31.966		1:42.501										
7	32.415	176.2	37.598	182.4	32.044	177.2	1:42.057										
<b>12 ENGSTLER DEU</b>									<b>BMW 320 TC Y</b>								
1	1:04.165	168.5	41.825		32.719	178.1	2:18.709		8	32.729	175.9	38.171		31.880		1:42.780	
2	32.963	175.6	38.536		32.001	180.0	1:43.500		9	33.000	175.9	38.003	179.1	32.174		1:43.177	
3	32.842	175.6	38.403		31.589		1:42.834		10	32.957	176.8	38.034		32.065		1:43.056	
4	32.577	174.3	37.908		31.794		1:42.279		11	33.050	176.5	38.649		32.079		1:43.778	
5	32.920	175.6	37.916		32.005		1:42.841		12	33.016	175.9	37.775		32.340		1:43.131	
6	32.719	176.8	38.157		32.026		1:42.902		13	33.326	175.3	38.377		32.315		1:44.018	
7	32.963	174.3	37.941		32.078		1:42.982										
<b>17 NYKJAER DNK</b>									<b>SEAT Leon 2.0 TDI Y</b>								
1	40.939	178.7	38.613	185.5	31.191	180.0	1:50.743		8	32.624	176.5	37.719	182.1	31.859	178.1	1:42.202	
2	32.848	180.6	36.706	185.5	31.265	180.9	1:40.819		9	32.780	177.4	37.389	182.1	32.193	178.1	1:42.362	
3	33.086	178.4	37.007	184.9	31.260	180.0	1:41.353		10	33.070	175.9	38.269	175.3	32.576	177.2	1:43.915	
4	32.243	175.3	37.036	184.9	31.734	180.0	1:41.013		11	32.876	175.0	37.450	183.0	31.896	179.0	1:42.222	
5	32.370	177.7	37.017	183.6	31.679	179.0	1:41.066		12	32.769	175.9	37.374	180.9	32.068	179.0	1:42.211	
6	32.333	177.4	37.140	184.3	31.908	179.0	1:41.381		13	32.693	176.2	37.464	182.7	32.083		1:42.240	
7	32.960	174.6	37.250	183.6	31.717	179.0	1:41.927										

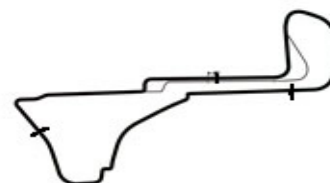


Weather/Track: Sun 26C/Dry 39C

Circuit Length - 4.00 kilometres  
Zolder

## 2011 FIA World Touring Car Championship Race 2 - Sector Analysis Report

Lap	S1 Time	S1 Spd	S2 Time	S2 Spd	S3 Time	S3 Spd	Lap Time	Pit	Lap	S1 Time	S1 Spd	S2 Time	S2 Spd	S3 Time	S3 Spd	Lap Time	Pit
<b>18 MONTEIRO PRT SEAT Leon 2.0 TDI</b>																	
1	39.185	176.5	37.967		31.175	180.9	1:48.327		8	32.402	178.4	37.304		32.281	177.2	1:41.987	
2	32.063	177.7	37.021		31.604	179.0	1:40.688		9	32.537	177.4	37.248		31.707	180.0	1:41.492	
3	32.393	175.6	37.201		31.323	180.9	1:40.917		10	32.497	178.0	37.803		32.166	179.0	1:42.466	
4	32.365	176.2	37.063		31.512	180.9	1:40.940		11	32.693	176.8	37.482		32.073	178.1	1:42.248	
5	32.430	177.1	37.290		31.810	179.0	1:41.530		12	32.665	176.8	37.525		31.966	179.0	1:42.156	
6	32.418	177.4	37.305		31.868	180.9	1:41.591		13	32.728	176.2	37.743		32.055		1:42.526	
7	32.692	177.4	37.317		31.761	175.3	1:41.770										
<b>20 VILLA ESP BMW 320 TC Y</b>																	
1	1:11.410	180.0	36.951	183.9	31.086	181.9	2:19.447		8	32.199	179.6	37.198	185.2	31.383	178.1	1:40.780	
2	32.700	180.6	38.089	182.1	31.310	180.9	1:42.099		9	32.370	178.7	37.229	184.3	31.390	180.0	1:40.989	
3	32.043	179.0	37.041	185.8	30.979	179.0	1:40.063		10	32.495	178.0	38.178	161.6	31.946	180.0	1:42.619	
4	32.033	179.6	36.940	184.9	31.292	180.0	1:40.265		11	32.673	177.4	37.512	183.0	31.719	180.0	1:41.904	
5	31.977	180.3	37.978	181.5	31.387	180.9	1:41.342		12	32.526	178.4	37.311	183.3	31.394	180.0	1:41.231	
6	31.980	179.6	36.927	187.5	33.265	172.7	1:42.172		13	32.441	179.0	37.442	183.9	31.253	180.0	1:41.136	
7	33.443	179.0	37.780	184.6	31.309	181.9	1:42.532										
<b>21 FABIANI ITA BMW 320Si Y</b>																	
1	42.039	167.1	39.528	171.7	33.479	168.4	1:55.046		8	34.408	166.3	40.310	173.3	33.201		1:47.919	
2	34.472	170.5	39.794	174.4	33.454	169.3	1:47.720		9	34.484	169.4	39.815	172.8	33.962		1:48.261	
3	34.293	168.8	39.649	174.1	33.082	171.0	1:47.024		10	34.923	164.9	41.035	167.9	34.509	171.8	1:50.467	
4	34.244	168.2	39.708	173.0	34.250	170.1	1:48.202		11	36.088	162.5	40.934	172.2	33.596	172.7	1:50.618	
5	34.488	169.6	39.313	174.7	34.636	171.0	1:48.437		12	34.755	166.6	52.054	104.4	37.702	148.6	2:04.511	
6	36.046	162.8	42.778	139.3	36.088	171.0	1:54.912										
7	34.567	169.6	39.515	175.0	33.194	172.7	1:47.276										
<b>25 BENNANI MAR BMW 320 TC Y</b>																	
1	46.639	179.0	37.555	184.3	31.564	180.9	1:55.758		8	32.881	176.2	37.769	178.8	32.098	177.2	1:42.748	
2	32.557	179.0	37.120	184.3	31.767	179.0	1:41.444		9	33.329	175.0	38.298	180.9	32.201	178.1	1:43.828	
3	42.711		39.977	183.3	33.551		1:56.239		10	33.262	174.0	37.923	180.6	32.363		1:43.548	
4	32.837	175.9	37.677	184.6	32.651	174.4	1:43.165		11	33.299	174.3	38.381	181.2	32.108		1:43.788	
5	33.258	173.1	38.579	182.4	32.384	177.2	1:44.221		12	33.167	174.6	37.986	180.6	32.395	180.0	1:43.548	
6	33.104	173.7	37.828	182.4	33.462	175.3	1:44.394		13	33.122	174.3	38.165	180.3	32.130	178.1	1:43.417	
7	33.486	175.9	38.481	183.0	31.753	180.0	1:43.720										
<b>30 DAHLGREN SWE Volvo C30</b>																	
1	40.823	175.6	38.127	183.6	31.634	176.2	1:50.584		8	32.509	178.0	37.837	180.9	32.928	170.1	1:43.274	
2	33.161	178.0	37.442	180.6	31.704	178.1	1:42.307		9	33.250	177.7	37.710	182.7	32.167	176.2	1:43.127	
3	32.412	178.0	37.265	182.1	31.585	177.2	1:41.262		10	32.472	178.0	38.829	181.2	32.342	175.3	1:43.643	
4	32.224	175.9	37.331	182.1	31.729	177.2	1:41.284		11	32.577	178.0	37.672	181.5	32.243	173.6	1:42.492	
5	32.239	177.4	37.348	182.7	32.056	173.6	1:41.643		12	32.678	177.1	37.940	182.1	32.616	171.8	1:43.234	
6	32.310	177.4	37.725	182.1	32.074	176.2	1:42.109		13	32.788	176.8	37.789	181.8	32.227	176.2	1:42.804	
7	32.611	177.1	37.717	183.0	32.013	178.1	1:42.341										



Weather/Track: Sun 26C/Dry 39C

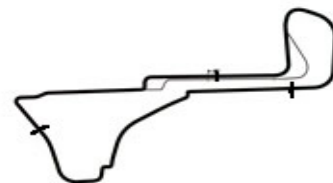
Circuit Length - 4.00 kilometres  
Zolder

## 2011 FIA World Touring Car Championship Race 2 - Sector Analysis Report

Lap	S1 Time	S1 Spd	S2 Time	S2 Spd	S3 Time	S3 Spd	Lap Time	Pit	Lap	S1 Time	S1 Spd	S2 Time	S2 Spd	S3 Time	S3 Spd	Lap Time	Pit
<b>35 SONDEREGGER CHE BMW 320 TC Y</b>																	
1	1:03.988	168.2	41.697	177.9	33.019	172.7	2:18.704		6	33.747	173.4	38.578	182.7	32.389		1:44.714	
2	36.142	149.7	40.030	178.8	32.536	175.3	1:48.708		7	33.620	171.7	38.917	180.9	33.087		1:45.624	
3	33.709	169.6	39.120	180.3	33.930		1:46.759		8	33.528	174.3	39.425	181.2	34.842		1:47.795	
4	33.984	172.0	39.183	179.7	33.154		1:46.321		9	37.028	148.8	42.321	168.7	35.219		1:54.568	
5	33.578	172.0	38.896	182.4	32.649		1:45.123										
<b>74 ORIOLA ESP SEAT Leon 2.0 TDI Y</b>																	
1	40.656	174.3	37.743	183.9	31.598	179.0	1:49.997		7	32.782	173.7	37.425	185.8	31.873	180.0	1:42.080	
2	32.168	178.7	36.942		31.495	180.0	1:40.605		8	32.654	177.1	37.397	184.9	31.812	180.0	1:41.863	
3	32.345	176.2	37.334	185.2	31.570	180.9	1:41.249		9	32.702	177.7	37.772	184.6	32.215	176.2	1:42.689	
4	32.355	175.9	37.127	185.2	31.621	180.9	1:41.103		10	34.054	164.9	43.555	172.8	42.218		1:59.827	Pit
5	32.457	177.7	37.175	185.5	31.657	180.0	1:41.289		11	3:39.993	175.3	37.757	185.2	32.096	177.2	4:49.846	
6	32.418	177.1	37.339	186.2	31.917	180.0	1:41.674										



Weather/Track: Sun 26C/Dry 39C



Circuit Length - 4.00 kilometres  
Zolder

## 2011 FIA World Touring Car Championship

### RACE 2 - LAP CHART

Lap 1			Lap 2			Lap 3			Lap 4			Lap 5		
No	Behind	Laptime	No	Behind	Laptime	No	Behind	Laptime	No	Behind	Laptime	No	Behind	Laptime
3		1:46.440	3		1:40.613	3		1:41.174	3		1:41.253	3		1:41.402
2	0.226	1:46.666	2	0.122	1:40.509	2	0.211	1:41.263	2	0.291	1:41.333	2	0.194	1:41.305
8	0.562	1:47.002	8	0.681	1:40.732	8	0.723	1:41.216	8	0.668	1:41.198	8	0.516	1:41.250
1	0.942	1:47.382	1	1.129	1:40.800	1	0.985	1:41.030	1	1.040	1:41.308	1	0.847	1:41.209
18	1.887	1:48.327	18	1.962	1:40.688	18	1.705	1:40.917	18	1.392	1:40.940	18	1.520	1:41.530
9	2.563	1:49.003	9	2.730	1:40.780	9	2.204	1:40.648	9	2.107	1:41.156	9	1.906	1:41.201
74	3.557	1:49.997	74	3.549	1:40.605	74	3.624	1:41.249	74	3.474	1:41.103	74	3.361	1:41.289
30	4.144	1:50.584	17	4.509	1:40.819	17	4.688	1:41.353	17	4.448	1:41.013	17	4.112	1:41.066
17	4.303	1:50.743	30	5.838	1:42.307	30	5.926	1:41.262	30	5.957	1:41.284	30	6.198	1:41.643
10	7.160	1:53.600	10	7.727	1:41.180	10	8.279	1:41.726	10	9.077	1:42.051	4	12.328	1:42.230
4	7.539	1:53.979	4	9.582	1:42.656	4	9.960	1:41.552	4	11.500	1:42.793	5	16.858	1:41.699
21	8.606	1:55.046	25	10.149	1:41.444	5	15.614	1:41.269	5	16.561	1:42.200	25	29.945	1:44.221
25	9.318	1:55.758	5	15.519	1:41.429	21	21.563	1:47.024	25	27.126	1:43.165	20	32.334	1:41.342
5	14.703	2:01.143	21	15.713	1:47.720	25	25.214	1:56.239	21	28.512	1:48.202	21	35.547	1:48.437
35	32.264	2:18.704	20	34.493	1:42.099	20	33.382	1:40.063	20	32.394	1:40.265	12	39.281	1:42.841
12	32.269	2:18.709	12	35.156	1:43.500	12	36.816	1:42.834	12	37.842	1:42.279	35	54.733	1:45.123
20	33.007	2:19.447	35	40.359	1:48.708	35	45.944	1:46.759	35	51.012	1:46.321	10	1:25.944	2:58.269

Weather/Track: Sun 26C/Dry 39C

www.mstworld.com

Page 1 of 3

Zolder  
Circuit Length = 4.0000 km.  
Start: 13:48 End: 14:10

Printed - 14:12 Sunday, 24 April 2011



## 2011 FIA World Touring Car Championship

### RACE 2 - LAP CHART

(contd.)

Lap 6			Lap 7			Lap 8			Lap 9			Lap 10		
No	Behind	Laptime	No	Behind	Laptime	No	Behind	Laptime	No	Behind	Laptime	No	Behind	Laptime
3		1:41.161	3		1:41.688	3		1:42.813	3		1:41.615	3		1:42.579
2	0.275	1:41.242	2	0.239	1:41.652	8	0.246	1:42.353	8	0.380	1:41.749	8	0.489	1:42.688
8	0.711	1:41.356	8	0.706	1:41.683	18	1.206	1:41.987	18	1.083	1:41.492	18	0.970	1:42.466
1	1.673	1:41.987	18	2.032	1:41.770	2	1.631	1:44.205	9	2.037	1:41.919	9	1.389	1:41.931
18	1.950	1:41.591	9	2.433	1:41.710	9	1.733	1:42.113	74	4.390	1:42.689	17	6.043	1:43.915
9	2.411	1:41.666	74	4.266	1:42.080	74	3.316	1:41.863	17	4.707	1:42.362	2	7.239	1:42.442
74	3.874	1:41.674	17	4.571	1:41.927	17	3.960	1:42.202	2	7.376	1:47.360	30	10.836	1:43.643
17	4.332	1:41.381	30	7.799	1:42.341	30	8.260	1:43.274	30	9.772	1:43.127	5	17.354	1:42.930
30	7.146	1:42.109	4	15.109	1:43.540	4	15.047	1:42.751	4	16.318	1:42.886	4	17.419	1:43.680
4	13.257	1:42.090	5	18.047	1:42.269	5	16.895	1:41.661	5	17.003	1:41.723	74	21.638	1:59.827P
5	17.466	1:41.769	1	21.057	2:01.072P	20	32.156	1:40.780	20	31.530	1:40.989	20	31.570	1:42.619
25	33.178	1:44.394	20	34.189	1:42.532	25	35.145	1:42.748	25	37.358	1:43.828	10	1 LAP	2:32.694
20	33.345	1:42.172	25	35.210	1:43.720	12	42.283	1:42.780	12	43.845	1:43.177	25	38.327	1:43.548
12	41.022	1:42.902	12	42.316	1:42.982	21	59.992	1:47.919	21	1:06.638	1:48.261	12	44.322	1:43.056
21	49.298	1:54.912	21	54.886	1:47.276	35	1:07.204	1:47.795	35	1:20.157	1:54.568	21	1:14.526	1:50.467
35	58.286	1:44.714	35	1:02.222	1:45.624	10	1:27.515	1:42.675						
10	1:27.284	1:42.501	10	1:27.653	1:42.057									

Weather/Track: Sun 26C/Dry 39C

www.mstworld.com

Page 2 of 3

Zolder  
Circuit Length = 4.0000 km.  
Start: 13:48 End: 14:10

Printed - 14:12 Sunday, 24 April 2011

**2011 FIA World Touring Car Championship**  
**RACE 2 - LAP CHART**

(contd.)

Lap 11			Lap 12			Lap 13			Lap 14			Lap 15		
No	Behind	Laptime	No	Behind	Laptime	No	Behind	Laptime	No	Behind	Laptime	No	Behind	Laptime
3		1:42.253	3		1:42.249	3		1:42.512						
8	0.551	1:42.315	8	0.287	1:41.985	8	0.448	1:42.673						
18	0.965	1:42.248	18	0.872	1:42.156	18	0.886	1:42.526						
9	1.335	1:42.199	9	1.306	1:42.220	9	1.614	1:42.820						
17	6.012	1:42.222	17	5.974	1:42.211	21	1 LAP	2:04.511						
2	6.642	1:41.656	2	6.172	1:41.779	74	2 LAPS	4:49.846						
30	11.075	1:42.492	30	12.060	1:43.234	17	5.702	1:42.240						
5	17.610	1:42.509	5	17.300	1:41.939	2	5.901	1:42.241						
4	18.805	1:43.639	4	19.413	1:42.857	30	12.352	1:42.804						
20	31.221	1:41.904	20	30.203	1:41.231	5	16.721	1:41.933						
10	1 LAP	1:44.984	10	1 LAP	1:43.951	4	20.141	1:43.240						
25	39.862	1:43.788	25	41.161	1:43.548	20	28.827	1:41.136						
12	45.847	1:43.778	12	46.729	1:43.131	10	1 LAP	1:43.339						
21	1:22.891	1:50.618				25	42.066	1:43.417						
						12	48.235	1:44.018						

Weather/Track: Sun 26C/Dry 39C

www.mstworld.com

Page 3 of 3

Zolder  
 Circuit Length = 4.0000 km.  
 Start: 13:48 End: 14:10

Printed - 14:12 Sunday, 24 April 2011