



WTCC

FIA World Touring Car Championship

Rounds 9 & 10
Brno, Czech Republic
18 – 19 June 2011



Timing and Results by MST Systems Ltd

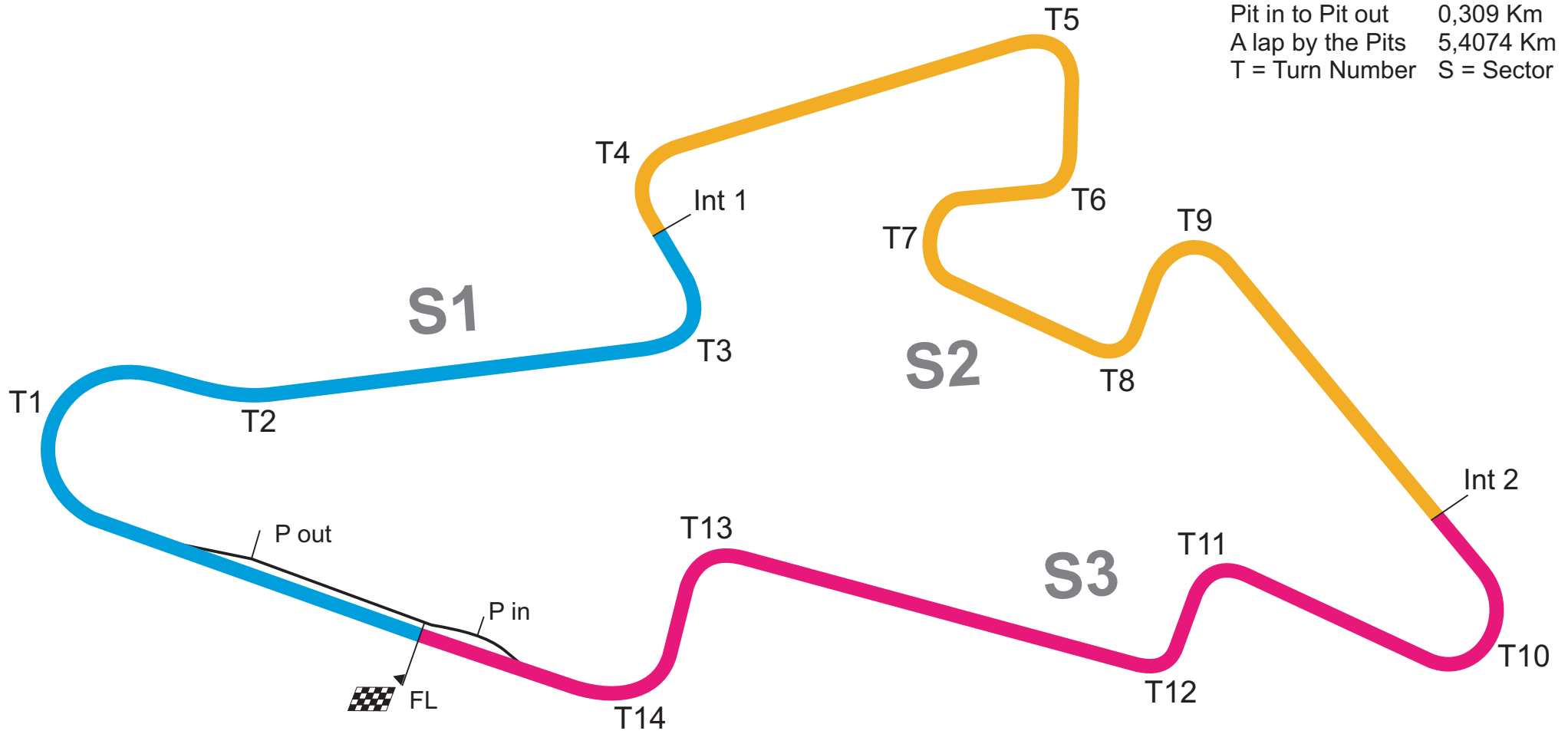
www.fiawtcc.com

www.mstworld.com



Brno, Czech Republic
17 - 19th June 2011

—▲	Start Line
▣	Finish "Line"
Start Line Offset	0,0 m
Int 1 = @	1,600 Km
Int 2 = @	3,500 Km
Circuit Centerline	5,403 Km
Pit in @	5,337 Km
Pit out @	+0,243 Km
Pit in to Pit out	0,309 Km
A lap by the Pits	5,4074 Km
T = Turn Number	S = Sector



**2011 FIA World Touring Car Championship
FREE PRACTICE 1**

POS	NO	CLS	DRIVER	NAT	CAR	TIME	LAPS	GAP	KPH
1	1		Yvan MULLER	FRA	Chevrolet Cruze 1.6T	2:11.039	11		148.43
2	8		Alain MENU	CHE	Chevrolet Cruze 1.6T	2:11.185	10	0.146	148.27
3	2		Robert HUFF	GBR	Chevrolet Cruze 1.6T	2:11.525	8	0.486	147.88
4	5	Y	Norbert MICHELISZ	HUN	BMW 320 TC	2:11.723	11	0.684	147.66
5	30		Robert DAHLGREN	SWE	Volvo C30 Drive	2:12.257	8	1.218	147.06
6	15		Tom CORONEL	NLD	BMW 320 TC	2:12.409	12	1.370	146.89
7	17	Y	Michel NYKJAER	DNK	Sunred SR Leon 1.6T	2:12.451	8	1.412	146.85
8	9	Y	Darryl O'YOUNG	CHN	Chevrolet Cruze 1.6T	2:12.483	11	1.444	146.81
9	3		Gabriele TARQUINI	ITA	Sunred SR Leon 1.6T	2:12.742	9	1.703	146.53
10	11	Y	Kristian POULSEN	DNK	BMW 320 TC	2:13.016	14	1.977	146.22
11	74	Y	Pepe ORIOLA	ESP	Sunred SR Leon 1.6T	2:13.292	8	2.253	145.92
12	20	Y	Javier VILLA	ESP	BMW 320 TC	2:13.510	12	2.471	145.68
13	25	Y	Mehdi BENNANI	MAR	BMW 320 TC	2:13.587	13	2.548	145.60
14	12	Y	Franz ENGSTLER	DEU	BMW 320 TC	2:13.647	11	2.608	145.53
15	10	Y	Yukinori TANIGUCHI	JPN	Chevrolet Cruze 1.6T	2:14.450	11	3.411	144.66
16	4	Y	Aleksei DUDUKALO	RUS	SEAT Leon 2.0 TDI	2:14.735	13	3.696	144.36
17	35	Y	Urs SONDEREGGER	CHE	BMW 320 TC	2:18.302	13	7.263	140.64
18	7	Y	Fredy BARTH	CHE	Sunred SR Leon 1.6T	2:18.443	7	7.404	140.49
19	18		Tiago MONTEIRO	PRT	Sunred SR Leon 1.6T	4:55.229	6	2:44.190	65.88

Brno

For Media Information Purposes - No Regulatory Value.

Circuit Length = 5.4030 km.

Weather/Track: Cloud 18C/Dry 23C

Start: 09:00 End: 09:30

Race Director:	Steward:	Timekeeper:	Issued at:
----------------	----------	-------------	------------

2011 FIA World Touring Car Championship

Free Practice 1 - Sector Analysis Report

Lap S1 Time S1 Spd S2 Time S2 Spd S3 Time S3 Spd Lap Time Pit Lap S1 Time S1 Spd S2 Time S2 Spd S3 Time S3 Spd Lap Time Pit

1 MULLER						FRA		Chevrolet Cruze 1.6T									
1	11:01.110	95.0	1:03.379	162.1	1:12.395		13:16.884	Pit	7	34.384	131.3	49.237	194.9	47.418	189.1	2:11.039	
2	2:48.105	116.0	57.616	150.8	51.476	190.4	4:37.197		8	35.934	121.0	52.086	184.9	57.477		2:25.497	Pit
3	35.866	116.2	1:03.088	125.5	49.970	190.1	2:28.924		9	3:29.948	125.7	50.609	196.3	48.287	190.4	5:08.844	
4	34.279	135.8	49.795	195.6	47.611	186.5	2:11.685		10	34.256	132.8	49.581	195.6	47.428	190.1	2:11.265	
5	34.283	135.1	51.382	190.8	1:01.319		2:26.984	Pit	11	37.826	122.1			1:59.054		2:36.880	Pit
6	3:20.396	123.2	52.994	173.0	51.736	189.4	5:05.126										

2 HUFF						GBR		Chevrolet Cruze 1.6T									
1	10:58.581	99.1	1:01.115	177.0	1:05.082		13:04.778	Pit	6	9:12.591	130.7	50.826	192.1	48.650	188.1	10:52.067	
2	2:57.412	116.5	57.620	172.8	1:05.006	189.8	5:00.038		7	34.464	135.3	49.518	195.2	47.554	188.1	2:11.536	
3	34.483	131.7	1:00.774	148.9	53.598	189.1	2:28.855		8	34.495	132.6	49.595	195.6	56.693		2:20.783	Pit
4	34.427	134.6	49.581	195.6	47.517	189.1	2:11.525										
5	34.438	135.3	49.915	194.5	56.551		2:20.904	Pit									

3 TARQUINI						ITA		Sunred SR Leon 1.6T									
1	11:28.201	107.2	54.856	190.4	1:10.653		13:33.710	Pit	6	37.746	108.2	56.410	157.4	1:03.394		2:37.550	Pit
2	8:17.709	120.1	51.799	189.8	1:01.304		10:10.812	Pit	7	3:11.144	115.6	53.957	175.8	49.264	184.3	4:54.365	
3	1:20.785	127.6	51.694	191.8	49.959	181.8	3:02.438		8	34.958	129.8	49.949	193.2	47.838	185.8	2:12.745	
4	35.113	132.8	49.883	190.8	48.076	185.2	2:13.072		9	34.742	128.2	52.368	177.0	1:10.040		2:37.150	Pit
5	34.738	130.2	50.060	190.8	47.944	185.5	2:12.742										

4 DUDUKALO						RUS		SEAT Leon 2.0 TDI						Y			
1	11:17.100	124.7	54.053	170.6	1:04.420		13:15.573	Pit	8	35.520	126.0	50.743	193.2	48.687	185.2	2:14.950	
2	2:31.758	121.8	1:10.729	106.5	59.109	188.8	4:41.596		9	35.479	124.8	50.752	195.2	48.761	186.5	2:14.992	
3	35.514	122.7	52.504	194.5	48.664	186.8	2:16.682		10	35.342	129.1	50.848	194.5	48.956	185.2	2:15.146	
4	35.958	126.4	50.737	193.8	48.774	187.1	2:15.469		11	35.202	127.8	50.833	193.8	48.700	184.3	2:14.735	
5	35.435	127.8	50.742	192.8	48.661	185.5	2:14.838		12	35.204	128.7	50.878	193.8	48.895	185.5	2:14.977	
6	35.888	129.9	50.976	191.8	48.736	185.5	2:15.600		13	39.003	112.2	54.981	157.4	1:33.268		3:07.252	Pit
7	35.354	126.3	50.808	193.5	48.634	185.8	2:14.796										

5 MICHELISZ						HUN		BMW 320 TC						Y			
1	11:03.353	104.3	59.237	171.9	1:00.100	188.1	13:02.690		7	34.593	132.1	49.739	196.0	47.391	188.4	2:11.723	
2	35.135	129.6	50.137	195.2	47.930	188.8	2:13.202		8	34.468	131.3	50.150	195.2	47.582	188.4	2:12.200	
3	35.603	102.1	51.463	194.9	47.844	189.1	2:14.910		9	34.593	131.0	50.265	195.2	47.760	187.5	2:12.618	
4	34.722	130.1	57.748	162.6	48.766	188.4	2:21.236		10	34.585	129.6	49.940	195.6	48.060	187.8	2:12.585	
5	34.737	130.9	58.902	144.1	1:11.155		2:44.794	Pit	11	39.404	102.5	59.445	183.0	1:05.100		2:43.949	Pit
6	8:17.245	128.5	50.784	194.5	50.063	188.8	9:58.092										



Weather/Track: Cloud 18C/Dry 23C

Circuit Length - 5.403 kilometres
Brno
Automotodrom Brno

2011 FIA World Touring Car Championship

Free Practice 1 - Sector Analysis Report

Lap S1 Time S1 Spd S2 Time S2 Spd S3 Time S3 Spd Lap Time Pit Lap S1 Time S1 Spd S2 Time S2 Spd S3 Time S3 Spd Lap Time Pit

7 BARTH				CHE				Sunred SR Leon 1.6T				Y				
1	11:22.136	117.0	55.677	130.5	1:06.246		13:24.059	Pit	5	7:18.965	120.2	50.966	183.3	50.169	175.8	9:00.100
2	6:48.984	122.7	51.389	189.1	49.230	182.4	8:29.603		6	35.964	127.5	50.534	188.4	51.945	179.7	2:18.443
3	36.094	127.6	50.434	190.1	1:00.900		2:27.428	Pit	7	35.740	127.0			2:20.936		2:56.676 Pit
4	4:23.457	124.7	51.260	185.8	1:00.000		6:14.717	Pit								

8 MENU				CHE				Chevrolet Cruze 1.6T				Y				
1	11:00.464	102.1	1:02.188	163.3	1:10.322		13:12.974	Pit	7	34.489	136.0	49.475	193.8	47.221	188.8	2:11.185
2	2:46.530	114.5	56.691	166.9	53.884	189.1	4:37.105		8	34.486	132.3	49.697	194.2	47.675	187.8	2:11.858
3	34.516	137.0	52.048	183.6	50.927	189.1	2:17.491		9	34.583	131.5	49.921	195.2	47.763	189.4	2:12.267
4	34.320	135.5	49.987	193.8	47.857	189.1	2:12.164		10	34.523	130.7	50.109	194.2	1:00.069		2:24.701 Pit
5	36.513	120.9	53.313	188.4	1:01.102		2:30.928	Pit								
6	6:25.180	112.2	56.176	188.1	50.703	188.4	8:12.059									

9 O'YOUNG				CHN				Chevrolet Cruze 1.6T				Y				
1	11:01.708	84.8	58.987	164.8	55.936	183.3	12:56.631		7	7:35.765	128.2	50.178	194.2	47.894	189.1	9:13.837
2	37.154	116.3	55.340	196.7	48.508	189.1	2:21.002		8	34.995	130.7	50.199	194.5	55.252		2:20.446 Pit
3	35.119	131.3	50.687	197.8	48.388	189.4	2:14.194		9	2:10.444	127.9	51.336	195.2	47.603	189.1	3:49.383
4	35.399	131.0	50.490	196.0	48.461	188.1	2:14.350		10	34.433	132.0	50.303	195.6	47.747	188.8	2:12.483
5	34.933	132.1	50.487	195.6	49.159	166.1	2:14.579		11	37.302	112.6			1:56.903		2:34.205 Pit
6	35.797	123.8	50.639	195.2	57.747		2:24.183	Pit								

10 TANIGUCHI				JPN				Chevrolet Cruze 1.6T				Y				
1	11:02.484	96.9	59.630	187.8	1:04.807		13:06.921	Pit	7	35.501	127.3	51.583	193.2	59.668		2:26.752 Pit
2	3:18.142	128.8	51.788	191.1	50.308	184.3	5:00.238		8	6:30.797	130.9	50.648	193.5	48.648	185.2	8:10.093
3	35.934	125.7	51.948	191.8	49.215	187.5	2:17.097		9	35.149	131.7	51.047	193.5	48.986	184.9	2:15.182
4	34.995	127.9	50.930	194.9	48.950	185.2	2:14.875		10	35.071	128.8	50.907	193.5	49.119	186.5	2:15.097
5	35.120	131.3	51.367	193.2	48.878	185.5	2:15.365		11	35.581	130.4			1:54.882		2:30.463 Pit
6	35.098	130.1	50.857	193.5	48.495	185.2	2:14.450									

11 POULSEN				DNK				BMW 320 TC				Y				
1	11:08.599	122.3	55.213	175.3	54.447	184.3	12:58.259		9	2:25.962	117.6	56.656	182.7	50.888	188.1	4:13.506
2	35.686	121.3	50.926	193.8	48.914	186.2	2:15.526		10	34.676	131.8	50.043	193.5	48.297	188.1	2:13.016
3	35.519	132.6	50.357	191.4	48.514	186.5	2:14.390		11	34.848	130.7	49.927	195.2	48.316	188.8	2:13.091
4	34.888	133.9	50.846	193.2	48.262	186.2	2:13.996		12	34.743	133.3	50.203	194.5	48.197	188.4	2:13.143
5	35.147	131.2	50.305	193.5	48.140	186.8	2:13.592		13	34.753	133.6	50.403	194.5	48.131	188.4	2:13.287
6	34.932	132.5	50.205	194.5	48.435	185.8	2:13.572		14	34.932	131.3			1:54.418		2:29.350 Pit
7	35.119	131.0	50.778	192.8	48.446	186.5	2:14.343									
8	35.148	133.3	50.782	191.8	1:01.091		2:27.021	Pit								



Weather/Track: Cloud 18C/Dry 23C

Circuit Length - 5.403 kilometres
Brno
Automotodrom Brno

2011 FIA World Touring Car Championship Free Practice 1 - Sector Analysis Report

Lap S1 Time S1 Spd S2 Time S2 Spd S3 Time S3 Spd Lap Time Pit Lap S1 Time S1 Spd S2 Time S2 Spd S3 Time S3 Spd Lap Time Pit

12 ENGSTLER							DEU		BMW 320 TC				Y		
1	11:14.920	116.5	53.225	188.1	57.264	180.0	13:05.409	7	35.101	128.7	50.474	191.8	48.812	186.2	2:14.387
2	36.442	127.5	50.718	190.8	48.770	186.2	2:15.930	8	35.080	121.3	50.764	192.1	1:09.689		2:35.533 Pit
3	35.471	128.7	51.186	191.4	48.832	186.5	2:15.489	9	1:59.993	119.7	53.995	176.4	49.462	186.8	3:43.450
4	35.254	130.2	2:17.730	86.1	1:17.218		4:10.202 Pit	10	35.138	127.3	50.317	194.2	48.192	187.8	2:13.647
5	4:29.734	125.2	50.376	192.5	48.514	185.5	6:08.624	11	35.771	124.7	50.877	193.5	1:12.382		2:39.030 Pit
6	35.429	131.2	52.480	192.5	48.540	186.2	2:16.449								

15 CORONEL							NLD		BMW 320 TC				Y		
1	11:02.064	95.4	58.404	178.5	1:00.274	187.1	13:00.742	8	4:53.745	112.2	54.502	190.1	49.565	187.8	6:37.812
2	35.335	127.9	50.258	193.8	48.174	185.2	2:13.767	9	34.909	129.9	49.842	194.5	47.658	187.8	2:12.409
3	36.003	90.6	1:01.308	179.4	50.752	186.5	2:28.063	10	34.704	131.7	50.242	194.9	47.727	187.8	2:12.673
4	34.823	130.9	50.007	193.8	47.924	187.1	2:12.754	11	34.789	130.4	50.464	192.8	48.164	186.8	2:13.417
5	34.751	130.7	50.568	194.2	47.889	187.5	2:13.208	12	34.931	128.5	50.451	193.8	1:44.290		3:09.672 Pit
6	34.800	134.1	50.343	194.2	47.966	187.8	2:13.109								
7	34.864	131.2	50.194	193.5	1:12.254		2:37.312 Pit								

17 NYKJAER							DNK		Sunred SR Leon 1.6T				Y		
1	11:15.733	118.4	54.978	168.7	1:01.372	183.9	13:12.083	6	34.797	132.3	50.237	193.5	48.035	186.2	2:13.069
2	35.414	130.4	50.086	193.8	48.442	185.2	2:13.942	7	34.782	132.6	50.060	192.1	48.142	188.1	2:12.984
3	34.927	132.6	50.035	193.5	58.821		2:23.783 Pit	8	36.305	132.5	51.593	169.5	1:03.111		2:31.009 Pit
4	13:47.746	129.9	50.586	192.8	49.203	187.5	15:27.535								
5	34.797	133.9	49.921	191.8	47.733	187.1	2:12.451								

18 MONTEIRO							PRT		Sunred SR Leon 1.6T				Y		
1	11:14.232	111.8	56.005	167.4	1:09.590		13:19.827 Pit	5	3:12.821	124.1	51.384	179.7	51.024	158.8	4:55.229
2	6:06.147	116.1	54.955	177.3	57.351		7:58.453 Pit	6	36.843	125.2	50.829	181.8	1:06.941		2:34.613 Pit
3	6:36.560	119.3	52.313	178.2	55.797		8:24.670 Pit								
4	4:07.574	122.4	53.681	175.8	55.908		5:57.163 Pit								

20 VILLA							ESP		BMW 320 TC				Y		
1	11:11.287	116.2	58.154	132.1	1:02.020	170.3	13:11.461	8	35.171	131.7	50.804	192.1	48.541	185.8	2:14.516
2	37.510	126.7	51.531	191.4	49.732	183.3	2:18.773	9	35.084	132.5	50.183	191.1	48.243	186.2	2:13.510
3	35.830	131.8	50.920	191.4	48.728	185.8	2:15.478	10	37.437	112.6	1:06.535	135.8	50.041	186.5	2:34.013
4	35.763	130.5	50.770	191.4	48.500	185.8	2:15.033	11	35.529	131.3	50.525	193.8	49.953	186.5	2:16.007
5	35.306	133.0	52.704	188.8	56.926		2:24.936 Pit	12	34.952	132.5	51.068	189.8	57.382		2:23.402 Pit
6	4:15.438	131.7	50.498	192.1	48.266	184.9	5:54.202								
7	35.344	133.4	51.306	192.5	48.540	186.2	2:15.190								



Weather/Track: Cloud 18C/Dry 23C

Circuit Length - 5.403 kilometres

Brno
Automotodrom Brno

Printed at 09:41, Saturday, 18 June, 2011

© MST Systems Ltd, 2005 (www.mstworld.com)

Page 3

2011 FIA World Touring Car Championship

Free Practice 1 - Sector Analysis Report

Lap S1 Time S1 Spd S2 Time S2 Spd S3 Time S3 Spd Lap Time Pit Lap S1 Time S1 Spd S2 Time S2 Spd S3 Time S3 Spd Lap Time Pit

25 BENNANI							MAR			BMW 320 TC				Y	
1	11:07.406	119.4	53.641	192.1	56.186	183.3	12:57.233	8	35.331	127.0	50.809	192.1	48.315	187.8	2:14.455
2	35.841	121.6	51.249	190.4	49.145	183.6	2:16.235	9	34.969	124.5	50.496	193.5	48.122	187.1	2:13.587
3	36.718	127.3	50.998	192.1	48.765	185.5	2:16.481	10	34.995	126.6	51.204	188.1	48.437	187.1	2:14.636
4	35.186	130.4	50.738	192.5	48.628	184.3	2:14.552	11	35.202	127.2	51.043	194.2	48.520	187.5	2:14.765
5	35.367	129.0	50.562	192.8	48.390	186.5	2:14.319	12	34.991	125.1	51.549	194.2	48.380	188.1	2:14.920
6	35.179	127.8	50.595	192.1	57.740		2:23.514 Pit	13	37.245	113.8			2:09.546		2:46.791 Pit
7	4:51.418	129.0	50.475	192.1	48.567	186.5	6:30.460								

30 DAHLGREN				SWE			Volvo C30 Drive						
1						13:01.234 Pit	6						10:31.667
2						8:09.522	7						2:13.135
3						2:20.185	8						2:51.667 Pit
4						2:12.257							
5						2:33.926 Pit							

35 SONDEREGGER							CHE			BMW 320 TC				Y	
1	11:25.566	108.2	55.155	189.4	56.602	179.1	13:17.323	8	36.377	120.8	52.026	191.1	50.790	183.6	2:19.193
2	36.799	120.0	51.754	191.4	51.080	181.2	2:19.633	9	35.817	123.4	52.099	192.5	50.386	182.7	2:18.302
3	37.079	113.4	51.670	192.1	50.362	183.3	2:19.111	10	37.672	89.1	54.674	192.5	50.898	183.3	2:23.244
4	36.320	123.4	53.656	191.1	50.289	183.0	2:20.265	11	36.616	122.5	53.294	193.2	51.674	183.9	2:21.584
5	36.192	116.6	51.735	191.8	50.489	181.8	2:18.416	12	36.018	124.1	52.287	190.8	50.482	180.6	2:18.787
6	39.714	95.0	54.547	160.2	1:05.577		2:39.838 Pit	13	41.517	109.6			2:05.582		2:47.099 Pit
7	3:33.413	117.3	53.287	192.1	50.383	181.8	5:17.083								

74 ORIOLA							ESP			Sunred SR Leon 1.6T				Y	
1	14:42.316	121.8	54.584	172.5	50.740	180.3	16:27.640	6	34.940	133.4	50.073	193.5	48.279	186.5	2:13.292
2	36.710	131.7	53.901	185.2	1:00.996		2:31.607 Pit	7	35.157	132.1	51.430	194.5	48.444	187.5	2:15.031
3	6:48.829	116.2	55.366	183.0	50.984	185.8	8:35.179	8	37.618	111.3			2:16.025		2:53.643 Pit
4	36.476	113.2	1:07.227	127.9	1:12.286		2:55.989 Pit								
5	5:16.468	119.3	53.426	192.8	49.112	187.1	6:59.006								



Weather/Track: Cloud 18C/Dry 23C

Circuit Length - 5.403 kilometres

Brno
Automotodrom Brno

Printed at 09:41, Saturday, 18 June, 2011

Page 4

© MST Systems Ltd, 2005 (www.mstworld.com)

2011 FIA World Touring Car Championship Free Practice 1 - Best Sector Speeds Report

SECTOR 1				SECTOR 2				SECTOR 3				
POS	NO	NAME	SPEED	LAP	NO	NAME	SPEED	LAP	NO	NAME	SPEED	LAP
1	8	MENU	137.0	3	9	O'YOUNG	197.8	3	1	MULLER	190.4	2
2	1	MULLER	135.8	4	1	MULLER	196.3	9	2	HUFF	189.8	2
3	2	HUFF	135.3	5	5	MICHELISZ	196.0	7	8	MENU	189.4	9
4	15	CORONEL	134.1	6	2	HUFF	195.6	4	9	O'YOUNG	189.4	3
5	11	POULSEN	133.9	4	4	DUDUKALO	195.2	9	5	MICHELISZ	189.1	3
6	17	NYKJAER	133.9	5	8	MENU	195.2	9	4	DUDUKALO	188.8	2
7	20	VILLA	133.4	7	11	POULSEN	195.2	11	11	POULSEN	188.8	11
8	74	ORIOLA	133.4	6	10	TANIGUCHI	194.9	4	17	NYKJAER	188.1	7
9	3	TARQUINI	132.8	4	15	CORONEL	194.9	10	25	BENNANI	188.1	12
10	5	MICHELISZ	132.1	7	74	ORIOLA	194.5	7	12	ENGSTLER	187.8	10
11	9	O'YOUNG	132.1	5	12	ENGSTLER	194.2	10	15	CORONEL	187.8	6
12	10	TANIGUCHI	131.7	9	25	BENNANI	194.2	11	10	TANIGUCHI	187.5	3
13	12	ENGSTLER	131.2	6	17	NYKJAER	193.8	2	74	ORIOLA	187.5	7
14	25	BENNANI	130.4	4	20	VILLA	193.8	11	20	VILLA	186.5	10
15	4	DUDUKALO	129.9	6	3	TARQUINI	193.2	8	3	TARQUINI	185.8	8
16	7	BARTH	127.6	3	35	SONDEREGGE	193.2	11	35	SONDEREGGE	183.9	11
17	18	MONTEIRO	125.2	6	7	BARTH	190.1	3	7	BARTH	182.4	2
18	35	SONDEREGGE	124.1	12	18	MONTEIRO	181.8	6	18	MONTEIRO	158.8	5



Weather/Track: Cloud 18C/Dry 23C



Circuit Length - 5.403 kilometres
Brno
Automotodrom Brno

2011 FIA World Touring Car Championship Free Practice 1 - Best Sector Times Report

POS	NO	SECTOR 1		SECTOR 2		SECTOR 3		IDEAL/BEST LAP COMPARISON							
		TIME	LAP	NO	TIME	LAP	NO	TIME	LAP	NO	NAME	IDEAL	BEST	LAP	DIFF
1	1	34.256	10	1	49.237	7	8	47.221	7	1	MULLER	2:10.911	2:11.039	7	+ 0.128
2	8	34.320	4	8	49.475	7	5	47.391	7	8	MENU	2:11.016	2:11.185	7	+ 0.169
3	2	34.427	4	2	49.518	7	1	47.418	7	2	HUFF	2:11.462	2:11.525	4	+ 0.063
4	9	34.433	10	5	49.739	7	2	47.517	4	5	MICHELISZ	2:11.598	2:11.723	7	+ 0.125
5	5	34.468	8	15	49.842	9	9	47.603	9	15	CORONEL	2:12.204	2:12.409	9	+ 0.205
6	11	34.676	10	3	49.883	4	15	47.658	9	9	O'YOUNG	2:12.214	2:12.483	10	+ 0.269
7	15	34.704	10	17	49.921	5	17	47.733	5	17	NYKJAER	2:12.436	2:12.451	5	+ 0.015
8	3	34.738	5	11	49.927	11	3	47.838	8	3	TARQUINI	2:12.459	2:12.742	5	+ 0.283
9	17	34.782	7	74	50.073	6	25	48.122	9	11	POULSEN	2:12.734	2:13.016	10	+ 0.282
10	74	34.940	6	9	50.178	7	11	48.131	13	74	ORIOLA	2:13.292	2:13.292	6	+ 0.000
11	20	34.952	12	20	50.183	9	12	48.192	10	20	VILLA	2:13.378	2:13.510	9	+ 0.132
12	25	34.969	9	12	50.317	10	20	48.243	9	25	BENNANI	2:13.566	2:13.587	9	+ 0.021
13	10	34.995	4	7	50.434	3	74	48.279	6	12	ENGSTLER	2:13.589	2:13.647	10	+ 0.058
14	12	35.080	8	25	50.475	7	10	48.495	6	10	TANIGUCHI	2:14.138	2:14.450	6	+ 0.312
15	4	35.202	11	10	50.648	8	4	48.634	7	4	DUDUKALO	2:14.573	2:14.735	11	+ 0.162
16	7	35.740	7	4	50.737	4	7	49.230	2	7	BARTH	2:15.404	2:18.443	6	+ 3.039
17	35	35.817	9	18	50.829	6	35	50.289	4	35	SONDEREGG	2:17.776	2:18.302	9	+ 0.526
18	18	36.843	6	35	51.670	3	18	51.024	5	18	MONTEIRO	2:18.696	2:34.613	6	+ 15.91

'Perfect Lap' - 2:10.714



Weather/Track: Cloud 18C/Dry 23C



Circuit Length - 5.403 kilometres
Brno
Automotodrom Brno

**2011 FIA World Touring Car Championship
FREE PRACTICE 2**

POS	NO	CLS	DRIVER	NAT	CAR	TIME	LAPS	GAP	KPH
1	1		Yvan MULLER	FRA	Chevrolet Cruze 1.6T	2:10.202	10		149.38
2	2		Robert HUFF	GBR	Chevrolet Cruze 1.6T	2:10.387	10	0.185	149.17
3	8		Alain MENU	CHE	Chevrolet Cruze 1.6T	2:10.840	9	0.638	148.66
4	30		Robert DAHLGREN	SWE	Volvo C30 Drive	2:11.041	10	0.839	148.43
5	15		Tom CORONEL	NLD	BMW 320 TC	2:11.516	10	1.314	147.89
6	3		Gabriele TARQUINI	ITA	Sunred SR Leon 1.6T	2:11.784	10	1.582	147.59
7	5	Y	Norbert MICHELISZ	HUN	BMW 320 TC	2:11.918	12	1.716	147.44
8	17	Y	Michel NYKJAER	DNK	Sunred SR Leon 1.6T	2:12.201	8	1.999	147.13
9	9	Y	Darryl O'YOUNG	CHN	Chevrolet Cruze 1.6T	2:12.349	10	2.147	146.96
10	12	Y	Franz ENGSTLER	DEU	BMW 320 TC	2:12.367	11	2.165	146.94
11	11	Y	Kristian POULSEN	DNK	BMW 320 TC	2:12.827	13	2.625	146.43
12	74	Y	Pepe ORIOLA	ESP	Sunred SR Leon 1.6T	2:12.843	10	2.641	146.41
13	20	Y	Javier VILLA	ESP	BMW 320 TC	2:12.914	12	2.712	146.34
14	4	Y	Aleksei DUDUKALO	RUS	SEAT Leon 2.0 TDI	2:13.188	12	2.986	146.04
15	25	Y	Mehdi BENNANI	MAR	BMW 320 TC	2:13.374	12	3.172	145.83
16	10	Y	Yukinori TANIGUCHI	JPN	Chevrolet Cruze 1.6T	2:13.898	10	3.696	145.26
17	7	Y	Fredy BARTH	CHE	Sunred SR Leon 1.6T	2:15.018	7	4.816	144.06
18	35	Y	Urs SONDEREGGER	CHE	BMW 320 TC	2:16.919	13	6.717	142.06
19	18		Tiago MONTEIRO	PRT	Sunred SR Leon 1.6T	3:12.447	8	1:02.245	101.07

For Media Information Purposes - No Regulatory Value.

Weather/Track: Cloud 18C/Dry 23C

Brno

Circuit Length = 5.4030 km.

Start: 11:30 End: 12:00

Race Director:	Steward:	Timekeeper:	Issued at:
----------------	----------	-------------	------------

2011 FIA World Touring Car Championship

Free Practice 2 - Sector Analysis Report

Lap S1 Time S1 Spd S2 Time S2 Spd S3 Time S3 Spd Lap Time Pit Lap S1 Time S1 Spd S2 Time S2 Spd S3 Time S3 Spd Lap Time Pit

1 MULLER						FRA		Chevrolet Cruze 1.6T							
1	10:54.578	107.3	1:01.027	161.4	53.105	189.8	12:48.710	7	34.466	134.8	49.611	194.5	47.593	188.4	2:11.670
2	34.243	134.4	48.915	196.0	47.044	190.4	2:10.202	8	34.543	135.1	53.120	144.3	1:02.783		2:30.446 Pit
3	35.945	119.0	53.462	187.1	1:01.802		2:31.209 Pit	9	4:15.306	132.0	49.645	194.5	47.566	189.4	5:52.517
4	5:57.566	129.6	50.265	196.0	49.501	189.4	7:37.332	10	34.429	133.9	52.791	150.6	1:04.739		2:31.959 Pit
5	34.399	133.9	49.309	196.3	47.701	188.1	2:11.409								
6	34.502	134.4	49.693	194.9	47.879	189.8	2:12.074								

2 HUFF						GBR		Chevrolet Cruze 1.6T							
1	10:56.048	113.2	58.643	191.1	50.282	187.8	12:44.973	7	1:07.337	132.5	49.817	195.2	54.938		2:52.092 Pit
2	34.484	131.2	49.406	196.7	47.363	189.1	2:11.253	8	3:23.172	117.5	53.180	192.5	48.914	189.8	5:05.266
3	34.284	132.8	49.696	196.3	55.560		2:19.540 Pit	9	34.201	134.1	49.039	195.2	47.147	189.4	2:10.387
4	3:20.055	126.0	51.250	193.8	48.054	188.4	4:59.359	10	34.215	134.4	49.460	196.3	56.852		2:20.527 Pit
5	34.455	134.4	49.571	194.5	47.658	188.1	2:11.684								
6	34.517	134.1	49.558	194.9	57.580		2:21.655 Pit								

3 TARQUINI						ITA		Sunred SR Leon 1.6T							
1	12:45.873	121.6	51.589	193.2	49.067	187.1	14:26.529	7	34.497	128.8	53.160	170.6	50.262	187.1	2:17.919
2	34.567	129.9	49.715	194.2	48.314	186.2	2:12.596	8	34.593	127.0	49.624	193.5	47.567	186.8	2:11.784
3	34.658	128.5	49.813	193.8	47.913	186.2	2:12.384	9	35.347	117.6	51.112	192.8	55.424		2:21.883 Pit
4	36.125	112.9	52.700	184.6	1:01.128		2:29.953 Pit	10	1:05.443	117.2	51.792	192.5	1:04.836		3:02.071 Pit
5	7:26.223	113.2	52.560	190.8	48.845	187.1	9:07.628								
6	34.524	129.3	49.749	193.5	47.564	186.8	2:11.837								

4 DUDUKALO						RUS		SEAT Leon 2.0 TDI						Y	
1	11:18.323	113.5	59.812	161.4	51.948	187.1	13:10.083	8	3:38.765	121.8	51.905	185.5	48.399	187.5	5:19.069
2	35.247	129.0	50.908	193.8	48.832	187.1	2:14.987	9	34.858	126.9	51.092	193.2	48.156	187.5	2:14.106
3	35.045	126.6	54.286	173.6	1:00.366		2:29.697 Pit	10	35.096	122.7	50.576	193.2	48.520	188.1	2:14.192
4	3:14.680	119.4	53.709	170.8	48.531	187.8	4:56.920	11	34.919	120.6	50.626	193.8	48.454	186.5	2:13.999
5	34.600	128.2	50.220	194.5	48.368	188.1	2:13.188	12	40.509	110.7	55.986	158.3	1:04.685		2:41.180 Pit
6	34.656	128.1	50.431	195.2	48.411	186.2	2:13.498								
7	35.903	126.6	52.697	177.9	1:00.403		2:29.003 Pit								

5 MICHELISZ						HUN		BMW 320 TC						Y	
1	11:03.083	114.5	56.321	161.6	53.894	186.8	12:53.298	8	34.538	131.5	50.038	196.3	47.869	187.8	2:12.445
2	34.697	131.2	49.877	196.3	47.677	188.4	2:12.251	9	35.682	122.3	52.172	163.8	1:01.046		2:28.900 Pit
3	34.527	131.3	49.765	196.7	47.626	188.4	2:11.918	10	2:41.478	124.7	50.326	195.2	47.733	189.1	4:19.537
4	34.589	132.3	49.870	196.0	47.654	188.4	2:12.113	11	34.542	131.8	50.014	196.0	47.894	188.1	2:12.450
5	37.741	115.1	53.991	191.4	1:02.822		2:34.554 Pit	12	37.338	108.4	57.909	143.8	1:09.342		2:44.589 Pit
6	3:11.370	113.2	51.529	195.2	47.822	187.8	4:50.721								
7	34.611	130.1	50.211	195.6	47.785	189.4	2:12.607								



Weather/Track: Cloud 18C/Dry 23C

Circuit Length - 5.403 kilometres

Brno
Automotodrom Brno

Printed at 12:08, Saturday, 18 June, 2011

Page 1

© MST Systems Ltd, 2005 (www.mstworld.com)

2011 FIA World Touring Car Championship Free Practice 2 - Sector Analysis Report

Lap S1 Time S1 Spd S2 Time S2 Spd S3 Time S3 Spd Lap Time Pit Lap S1 Time S1 Spd S2 Time S2 Spd S3 Time S3 Spd Lap Time Pit

7 BARTH				CHE				Sunred SR Leon 1.6T				Y			
1	11:22.361	121.8	52.819	185.8	51.006	183.3	13:06.186	5	3:53.682	121.3	53.302	157.2	1:04.775	5:51.759 Pit	
2	35.882	123.5	50.603	191.4	48.533	183.9	2:15.018	6	4:12.999	123.5	52.515	171.7	51.498	163.8	5:57.012
3	35.548	129.8	50.639	191.1	1:02.028		2:28.215 Pit	7	37.919	125.2	52.131	175.8	1:03.144	2:33.194 Pit	
4	7:35.251	122.3	52.401	171.7	59.787		9:27.439 Pit								

8 MENU				CHE				Chevrolet Cruze 1.6T				Y			
1	10:59.233	108.4	1:00.402	119.3	1:03.547	186.8	13:03.182	6	37.696	116.5	56.469	153.4	1:02.567	2:36.732 Pit	
2	34.535	131.8	49.318	195.6	47.531	188.4	2:11.384	7	7:49.710	104.2	59.586	159.7	53.158	187.8	9:42.454
3	35.674	125.5	52.626	179.7	1:00.361		2:28.661 Pit	8	34.394	132.6	49.190	193.5	47.315	189.1	2:10.899
4	3:58.490	110.0	58.897	167.1	51.586	188.8	5:48.973	9	37.888	114.1	54.270	175.8	1:05.967	2:38.125 Pit	
5	34.253	133.8	49.225	194.5	47.362	187.5	2:10.840								

9 O'YOUNG				CHN				Chevrolet Cruze 1.6T				Y			
1	14:32.027	120.4	50.370	194.5	47.705	188.1	16:10.102	7	34.770	129.6	50.098	194.9	55.692	2:20.560 Pit	
2	34.655	131.2	50.764	192.5	47.804	188.4	2:13.223	8	3:08.826	117.0	52.798	192.8	49.779	178.2	4:51.403
3	34.637	132.1	50.023	195.6	47.823	187.5	2:12.483	9	35.033	127.9	49.778	194.9	47.538	189.1	2:12.349
4	34.658	131.5	50.023	195.6	58.128		2:22.809 Pit	10	34.648	131.3	50.526	195.2	1:05.032	2:30.206 Pit	
5	4:35.197	122.3	50.119	195.2	48.174	188.1	6:13.490								
6	34.686	130.4	50.072	196.0	47.950	186.8	2:12.708								

10 TANIGUCHI				JPN				Chevrolet Cruze 1.6T				Y			
1	11:35.634	120.5	52.330	192.5	49.505	184.6	13:17.469	7	5:46.433	99.8	54.070	158.8	52.295	186.8	7:32.798
2	35.641	129.6	51.012	193.5	48.463	187.5	2:15.116	8	35.326	130.7	50.611	192.5	47.961	187.5	2:13.898
3	34.978	131.7	52.258	189.1	48.302	187.5	2:15.538	9	35.483	130.4	50.545	192.1	48.193	187.5	2:14.221
4	34.825	132.0	51.056	192.1	48.302	185.8	2:14.183	10	37.295	124.8	52.409	193.8	57.675		2:27.379 Pit
5	35.071	133.1	50.707	193.8	48.412	186.8	2:14.190								
6	35.139	131.0	51.989	156.2	1:00.912		2:28.040 Pit								

11 POULSEN				DNK				BMW 320 TC				Y			
1	11:14.299	115.0	1:05.185	106.2	59.572	188.1	13:19.056	8	34.751	131.3	50.174	193.2	47.902	188.1	2:12.827
2	35.382	130.1	50.628	194.5	48.261	188.8	2:14.271	9	34.923	128.2	50.248	193.8	48.198	188.4	2:13.369
3	34.750	130.9	51.017	190.1	48.294	187.8	2:14.061	10	34.801	130.2	50.373	193.5	48.137	187.1	2:13.311
4	34.860	131.2	54.345	193.5	48.299	187.1	2:17.504	11	34.851	129.4	50.266	194.9	48.137	188.1	2:13.254
5	34.845	135.0	50.205	194.5	48.263	188.4	2:13.313	12	34.886	131.2	50.330	195.2	48.107	186.2	2:13.323
6	34.822	131.3	50.172	194.9	57.472		2:22.466 Pit	13	35.152	131.0	51.983	192.5	1:08.984	2:36.119 Pit	
7	3:30.990	129.8	50.877	193.5	48.503	188.1	5:10.370								



Weather/Track: Cloud 18C/Dry 23C

Circuit Length - 5.403 kilometres

Brno
Automotodrom Brno

Printed at 12:08, Saturday, 18 June, 2011

© MST Systems Ltd, 2005 (www.mstworld.com)

Page 2

2011 FIA World Touring Car Championship

Free Practice 2 - Sector Analysis Report

Lap S1 Time S1 Spd S2 Time S2 Spd S3 Time S3 Spd Lap Time Pit Lap S1 Time S1 Spd S2 Time S2 Spd S3 Time S3 Spd Lap Time Pit

12 ENGSTLER						DEU			BMW 320 TC			Y			
1	11:04.205	119.0	55.640	161.9	53.990	187.5	12:53.835	7	34.760	125.1	49.843	192.5	47.942	186.2	2:12.545
2	34.990	127.9	51.181	191.8	48.291	186.5	2:14.462	8	37.002	115.8	55.218	181.8	1:05.097		2:37.317 Pit
3	35.087	127.2	50.534	193.5	48.704	185.5	2:14.325	9	2:23.606	125.5	51.582	193.5	47.790	187.1	4:02.978
4	35.242	117.9	53.327	148.1	1:05.333		2:33.902 Pit	10	34.861	118.9	50.892	193.8	48.147	187.1	2:13.900
5	4:12.464	111.4	54.786	188.1	49.125	187.1	5:56.375	11	37.067	118.0	54.905	142.2	1:14.399		2:46.371 Pit
6	34.750	127.8	49.609	192.5	48.008	186.2	2:12.367								

15 CORONEL						NLD			BMW 320 TC			Y			
1	10:58.182	122.3	54.838	192.5	49.767	185.2	12:42.787	7	4:26.222	123.1	52.990	193.5	49.379	188.1	6:08.591
2	34.565	133.3	49.380	195.6	47.571	188.4	2:11.516	8	34.637	133.1	49.915	194.9	47.439	189.4	2:11.991
3	34.455	131.2	50.302	194.2	1:07.046		2:31.803 Pit	9	34.506	131.2	49.781	196.7	47.516	189.8	2:11.803
4	5:53.178	116.2	54.564	192.8	49.174	188.1	7:36.916	10	38.016	112.2	56.693	161.6	1:25.891		3:00.600 Pit
5	34.379	132.3	49.839	195.2	47.528	189.1	2:11.746								
6	36.977	115.7	57.213	188.4	1:01.244		2:35.434 Pit								

17 NYKJAER						DNK			Sunred SR Leon 1.6T			Y			
1	11:08.849	125.0	53.952	175.0	55.838	185.5	12:58.639	6	34.809	131.7	49.746	192.8	47.823	186.8	2:12.378
2	35.065	133.1	50.064	195.6	48.367	186.8	2:13.496	7	34.555	132.3	49.914	192.5	47.732	187.1	2:12.201
3	34.790	130.1	50.201	195.2	48.184	186.8	2:13.175	8	34.657	130.7	50.159	194.2	1:05.282		2:30.098 Pit
4	34.696	133.1	50.256	193.2	59.198		2:24.150 Pit								
5	11:44.628	119.3	54.517	188.1	50.231	185.5	13:29.376								

18 MONTEIRO						PRT			Sunred SR Leon 1.6T			Y			
1	11:03.588	118.4	55.468	167.7	51.791	163.8	12:50.847	6	5:07.595	120.5	54.318	162.4	58.102		7:00.015 Pit
2	39.147	115.7	51.774	178.5	55.912		2:26.833 Pit	7	4:15.511	122.7	51.694	170.8	50.847	164.1	5:58.052
3	1:27.723	125.4	52.531	175.3	52.193	167.7	3:12.447	8	37.288	123.0	51.516	172.5	56.980		2:25.784 Pit
4	37.042	125.8	51.442	173.3	54.995		2:23.479 Pit								
5	4:16.596	123.0	51.607	172.5	55.524		6:03.727 Pit								

20 VILLA						ESP			BMW 320 TC			Y			
1	11:01.211	127.9	53.782	184.9	50.887	187.5	12:45.880	8	34.864	131.3	50.037	192.5	48.013	187.5	2:12.914
2	34.752	132.0	49.988	192.1	48.183	187.5	2:12.923	9	35.113	123.9	52.720	172.2	49.298	188.1	2:17.131
3	35.139	132.0	50.296	192.8	48.612	183.3	2:14.047	10	34.839	133.1	50.357	193.2	48.033	188.8	2:13.229
4	34.950	133.3	50.569	192.5	48.077	187.5	2:13.596	11	34.834	131.0	50.147	193.8	48.059	186.5	2:13.040
5	34.857	131.2	1:32.689	152.3	1:02.284		3:09.830 Pit	12	35.008	131.7	50.714	192.8	1:09.063		2:34.785 Pit
6	6:08.086	132.3	49.712	193.2	47.909	186.5	7:45.707								
7	34.676	133.3	50.215	192.5	48.263	186.8	2:13.154								



Weather/Track: Cloud 18C/Dry 23C

Circuit Length - 5.403 kilometres

Brno
Automotodrom Brno

2011 FIA World Touring Car Championship Free Practice 2 - Sector Analysis Report

Lap S1 Time S1 Spd S2 Time S2 Spd S3 Time S3 Spd Lap Time Pit Lap S1 Time S1 Spd S2 Time S2 Spd S3 Time S3 Spd Lap Time Pit

25 BENNANI							MAR			BMW 320 TC				Y	
1	11:44.863	121.7	54.335	190.4	49.900	185.2	13:29.098	8	34.925	130.1	50.345	193.8	48.269	188.1	2:13.539
2	34.997	123.7	50.692	192.1	48.540	185.8	2:14.229	9	34.810	129.6	50.345	193.8	48.219	187.8	2:13.374
3	35.042	125.8	50.576	192.8	48.429	186.5	2:14.047	10	34.920	128.4	50.480	193.2	48.523	187.8	2:13.923
4	34.983	127.2	50.567	191.8	48.426	187.1	2:13.976	11	34.931	126.1	50.426	193.2	48.351	188.1	2:13.708
5	35.444	129.3	51.316	192.5	57.050		2:23.810 Pit	12	35.001	124.4	52.047	184.9	1:08.408		2:35.456 Pit
6	5:37.174	124.7	50.616	192.5	48.990	188.4	7:16.780								
7	34.776	128.4	50.331	192.1	48.357	187.8	2:13.464								

30 DAHLGREN							SWE			Volvo C30 Drive				Y	
1	10:57.288	122.7	54.803	194.2	49.330	189.4	12:41.421	7	40.590	119.4	54.120	169.0	1:01.837		2:36.547 Pit
2	34.459	132.8	49.255	195.6	47.327	190.1	2:11.041	8	5:13.222	129.3	50.271	197.8	47.682	191.1	6:51.175
3	39.669	116.7	58.532	160.0	1:01.829		2:40.030 Pit	9	34.272	132.6	49.521	197.0	47.495	191.1	2:11.288
4	5:47.395	111.9	53.372	194.2	49.164	189.1	7:29.931	10	39.395	114.0	56.330	158.3	1:08.123		2:43.848 Pit
5	34.613	131.7	49.558	196.3	47.321	190.1	2:11.492								
6	34.337	133.6	49.938	195.6	47.823	189.8	2:12.098								

35 SONDEREGGER							CHE			BMW 320 TC				Y	
1	11:10.878	117.0	54.681	190.8	59.446	181.5	13:05.005	8	35.943	126.6	51.913	189.8	49.841	183.6	2:17.697
2	37.839	119.4	53.386	189.1	51.228	181.5	2:22.453	9	35.702	122.4	51.626	191.8	49.766	183.3	2:17.094
3	37.187	117.9	1:31.564	165.1	1:02.224		3:10.975 Pit	10	35.544	125.5	51.385	191.4	49.990	181.8	2:16.919
4	2:33.054	112.2	53.726	191.8	51.216	181.5	4:17.996	11	35.564	123.0	51.501	191.1	49.883	182.4	2:16.948
5	36.961	121.7	52.335	191.4	50.657	181.5	2:19.953	12	36.100	120.0	51.630	191.4	49.650	184.3	2:17.380
6	36.072	124.4	51.814	191.4	50.363	182.4	2:18.249	13	39.235	113.8	55.942	164.6	1:06.686		2:41.863 Pit
7	36.038	123.0	51.869	185.5	50.727	184.3	2:18.634								

74 ORIOLA							ESP			Sunred SR Leon 1.6T				Y	
1	11:52.183	122.0	53.534	185.2	50.478	184.6	13:36.195	7	36.392	127.5	50.793	192.1	55.996		2:23.181 Pit
2	35.213	131.3	50.459	191.8	48.424	184.9	2:14.096	8	3:47.481	120.4	52.777	192.5	50.691	187.8	5:30.949
3	35.334	132.3	50.605	192.5	48.616	183.3	2:14.555	9	34.726	133.6	50.087	193.5	48.030	187.8	2:12.843
4	35.271	133.8	51.539	192.1	56.683		2:23.493 Pit	10	35.104	131.8	50.215	194.2	58.573		2:23.892 Pit
5	4:35.900	116.1	52.680	192.1	48.899	185.8	6:17.479								
6	35.115	132.3	50.301	191.8	48.367	185.2	2:13.783								



Weather/Track: Cloud 18C/Dry 23C

Circuit Length - 5.403 kilometres

Brno
Automotodrom Brno

Printed at 12:08, Saturday, 18 June, 2011

© MST Systems Ltd, 2005 (www.mstworld.com)

Page 4

2011 FIA World Touring Car Championship Free Practice 2 - Best Sector Speeds Report

SECTOR 1				SECTOR 2				SECTOR 3				
POS	NO	NAME	SPEED	LAP	NO	NAME	SPEED	LAP	NO	NAME	SPEED	LAP
1	1	MULLER	135.1	8	30	DAHLGREN	197.8	8	30	DAHLGREN	191.1	8
2	11	POULSEN	135.0	5	2	HUFF	196.7	2	1	MULLER	190.4	2
3	2	HUFF	134.4	5	5	MICHELISZ	196.7	3	2	HUFF	189.8	8
4	8	MENU	133.8	5	15	CORONEL	196.7	9	15	CORONEL	189.8	9
5	74	ORIOLA	133.8	4	1	MULLER	196.3	5	5	MICHELISZ	189.4	7
6	30	DAHLGREN	133.6	6	9	O'YOUNG	196.0	6	8	MENU	189.1	8
7	15	CORONEL	133.3	2	8	MENU	195.6	2	9	O'YOUNG	189.1	9
8	20	VILLA	133.3	4	17	NYKJAER	195.6	2	11	POULSEN	188.8	2
9	10	TANIGUCHI	133.1	5	4	DUDUKALO	195.2	6	20	VILLA	188.8	10
10	17	NYKJAER	133.1	2	11	POULSEN	195.2	12	25	BENNANI	188.4	6
11	5	MICHELISZ	132.3	4	3	TARQUINI	194.2	2	4	DUDUKALO	188.1	5
12	9	O'YOUNG	132.1	3	74	ORIOLA	194.2	10	74	ORIOLA	187.8	8
13	25	BENNANI	130.1	8	10	TANIGUCHI	193.8	5	10	TANIGUCHI	187.5	2
14	3	TARQUINI	129.9	2	12	ENGSTLER	193.8	10	12	ENGSTLER	187.5	1
15	7	BARTH	129.8	3	20	VILLA	193.8	11	3	TARQUINI	187.1	1
16	4	DUDUKALO	129.0	2	25	BENNANI	193.8	8	17	NYKJAER	187.1	7
17	12	ENGSTLER	127.9	2	35	SONDEREGGE	191.8	4	35	SONDEREGGE	184.3	7
18	35	SONDEREGGE	126.6	8	7	BARTH	191.4	2	7	BARTH	183.9	2
19	18	MONTEIRO	125.8	4	18	MONTEIRO	178.5	2	18	MONTEIRO	167.7	3



Weather/Track: Cloud 18C/Dry 23C



Circuit Length - 5.403 kilometres
Brno
Automotodrom Brno

2011 FIA World Touring Car Championship Free Practice 2 - Best Sector Times Report

POS	NO	SECTOR 1		SECTOR 2		SECTOR 3		IDEAL/BEST LAP COMPARISON							
		TIME	LAP	NO	TIME	LAP	NO	TIME	LAP	NO	NAME	IDEAL	BEST	LAP	DIFF
1	2	34.201	9	1	48.915	2	1	47.044	2	1	MULLER	2:10.202	2:10.202	2	+ 0.000
2	1	34.243	2	2	49.039	9	2	47.147	9	2	HUFF	2:10.387	2:10.387	9	+ 0.000
3	8	34.253	5	8	49.190	8	8	47.315	8	8	MENU	2:10.758	2:10.840	5	+ 0.082
4	30	34.272	9	30	49.255	2	30	47.321	5	30	DAHLGREN	2:10.848	2:11.041	2	+ 0.193
5	15	34.379	5	15	49.380	2	15	47.439	8	15	CORONEL	2:11.198	2:11.516	2	+ 0.318
6	3	34.497	7	12	49.609	6	9	47.538	9	3	TARQUINI	2:11.685	2:11.784	8	+ 0.099
7	5	34.527	3	3	49.624	8	3	47.564	6	5	MICHELISZ	2:11.918	2:11.918	3	+ 0.000
8	17	34.555	7	20	49.712	6	5	47.626	3	9	O'YOUNG	2:11.953	2:12.349	9	+ 0.396
9	4	34.600	5	17	49.746	6	17	47.732	7	17	NYKJAER	2:12.033	2:12.201	7	+ 0.168
10	9	34.637	3	5	49.765	3	12	47.790	9	12	ENGSTLER	2:12.149	2:12.367	6	+ 0.218
11	20	34.676	7	9	49.778	9	11	47.902	8	20	VILLA	2:12.297	2:12.914	8	+ 0.617
12	74	34.726	9	74	50.087	9	20	47.909	6	11	POULSEN	2:12.824	2:12.827	8	+ 0.003
13	11	34.750	3	11	50.172	6	10	47.961	8	74	ORIOLA	2:12.843	2:12.843	9	+ 0.000
14	12	34.750	6	4	50.220	5	74	48.030	9	4	DUDUKALO	2:12.976	2:13.188	5	+ 0.212
15	25	34.776	7	25	50.331	7	4	48.156	9	25	BENNANI	2:13.326	2:13.374	9	+ 0.048
16	10	34.825	4	10	50.545	9	25	48.219	9	10	TANIGUCHI	2:13.331	2:13.898	8	+ 0.567
17	35	35.544	10	7	50.603	2	7	48.533	2	7	BARTH	2:14.684	2:15.018	2	+ 0.334
18	7	35.548	3	35	51.385	10	35	49.650	12	35	SONDEREGG	2:16.579	2:16.919	10	+ 0.340
19	18	37.042	4	18	51.442	4	18	50.847	7	18	MONTEIRO	2:19.331	2:23.479	4	+ 4.148

'Perfect Lap' - 2:10.160



Weather/Track: Cloud 18C/Dry 23C



Circuit Length - 5.403 kilometres
Brno
Automotodrom Brno

**2011 FIA World Touring Car Championship
QUALIFYING 1 - PROVISIONAL CLASSIFICATION**

POS	NO	CLS	DRIVER	NAT	CAR	TIME	LAPS	GAP	KPH
1	30		Robert DAHLGREN	SWE	Volvo C30 Drive	2:10.264	6		149.31
2	2		Robert HUFF	GBR	Chevrolet Cruze 1.6T	2:10.375	6	0.111	149.19
3	1		Yvan MULLER	FRA	Chevrolet Cruze 1.6T	2:10.384	6	0.120	149.18
4	11	Y	Kristian POULSEN	DNK	BMW 320 TC	2:10.459	6	0.195	149.09
5	8		Alain MENU	CHE	Chevrolet Cruze 1.6T	2:10.466	6	0.202	149.08
6	5	Y	Norbert MICHELISZ	HUN	BMW 320 TC	2:10.486	7	0.222	149.06
7	9	Y	Darryl O'YOUNG	CHN	Chevrolet Cruze 1.6T	2:10.506	5	0.242	149.04
8	3		Gabriele TARQUINI	ITA	Sunred SR Leon 1.6T	2:10.729	3	0.465	148.78
9	15		Tom CORONEL	NLD	BMW 320 TC	2:10.831	6	0.567	148.67
10	12	Y	Franz ENGSTLER	DEU	BMW 320 TC	2:10.839	3	0.575	148.66
11	17	Y	Michel NYKJAER	DNK	Sunred SR Leon 1.6T	2:10.959	7	0.695	148.52
12	20	Y	Javier VILLA	ESP	BMW 320 TC	2:11.285	8	1.021	148.15
13	25	Y	Mehdi BENNANI	MAR	BMW 320 TC	2:11.410	8	1.146	148.01
14	74	Y	Pepe ORIOLA	ESP	Sunred SR Leon 1.6T	2:11.687	7	1.423	147.70
15	10	Y	Yukinori TANIGUCHI	JPN	Chevrolet Cruze 1.6T	2:11.832	7	1.568	147.54
16	4	Y	Aleksei DUDUKALO	RUS	SEAT Leon 2.0 TDI	2:11.899	4	1.635	147.46
17	35	Y	Urs SONDEREGGER	CHE	BMW 320 TC	2:17.051	8	6.787	141.92

QUALIFICATION MAXIMA 2:19.382

18			Tiago MONTEIRO	PRT	Sunred SR Leon 1.6T	2:19.531	5	9.267	139.40
7	Y		Fredy BARTH	CHE	Sunred SR Leon 1.6T	13:26.922	3	11:16.658	24.10

Brno

Subject to technical scrutineering. For Media Information Purposes - No Regulatory Value.

Circuit Length = 5.4030 km.

Weather/Track: Cloud 19C/Dry 24C

Start: 14:00 End: 14:20

Race Director:	Steward:	Timekeeper:	Issued at:
----------------	----------	-------------	------------

**2011 FIA World Touring Car Championship
QUALIFYING 1 RESULT**

POS	NO	CLS	DRIVER	NAT	CAR	TIME	LAPS	GAP	KPH
1	30		Robert DAHLGREN	SWE	Volvo C30 Drive	2:10.264	6		149.31
2	2		Robert HUFF	GBR	Chevrolet Cruze 1.6T	2:10.375	6	0.111	149.19
3	1		Yvan MULLER	FRA	Chevrolet Cruze 1.6T	2:10.384	6	0.120	149.18
4	11	Y	Kristian POULSEN	DNK	BMW 320 TC	2:10.459	6	0.195	149.09
5	8		Alain MENU	CHE	Chevrolet Cruze 1.6T	2:10.466	6	0.202	149.08
6	9	Y	Darryl O'YOUNG	CHN	Chevrolet Cruze 1.6T	2:10.506	5	0.242	149.04
7	3		Gabriele TARQUINI	ITA	Sunred SR Leon 1.6T	2:10.729	3	0.465	148.78
8	15		Tom CORONEL	NLD	BMW 320 TC	2:10.831	6	0.567	148.67
9	12	Y	Franz ENGSTLER	DEU	BMW 320 TC	2:10.839	3	0.575	148.66
10	17	Y	Michel NYKJAER	DNK	Sunred SR Leon 1.6T	2:10.959	7	0.695	148.52
11	20	Y	Javier VILLA	ESP	BMW 320 TC	2:11.285	8	1.021	148.15
12	25	Y	Mehdi BENNANI	MAR	BMW 320 TC	2:11.410	8	1.146	148.01
13	74	Y	Pepe ORIOLA	ESP	Sunred SR Leon 1.6T	2:11.687	7	1.423	147.70
14	10	Y	Yukinori TANIGUCHI	JPN	Chevrolet Cruze 1.6T	2:11.832	7	1.568	147.54
15	4	Y	Aleksei DUDUKALO	RUS	SEAT Leon 2.0 TDI	2:11.899	4	1.635	147.46
16	35	Y	Urs SONDEREGGER	CHE	BMW 320 TC	2:17.051	8	6.787	141.92

QUALIFICATION MAXIMA 2:19.382

18			Tiago MONTEIRO	PRT	Sunred SR Leon 1.6T	2:19.531	5	9.267	139.40
7	Y		Fredy BARTH	CHE	Sunred SR Leon 1.6T	13:26.922	3	11:16.658	24.10

Brno

Car 5 - all times disallowed (Stewards' Decision No. 4 refers)

Circuit Length = 5.4030 km.

Weather/Track: Cloud 19 C/Dry 24C

Start: 14:00 End: 14:20

Steward:	Steward:	Steward:	Issued at:
----------	----------	----------	------------

2011 FIA World Touring Car Championship Qualifying 1 - Sector Analysis Report

Lap	S1 Time	S1 Spd	S2 Time	S2 Spd	S3 Time	S3 Spd	Lap Time	Pit	Lap	S1 Time	S1 Spd	S2 Time	S2 Spd	S3 Time	S3 Spd	Lap Time	Pit
1 MULLER FRA Chevrolet Cruze 1.6T																	
1	10:56.038	105.9	57.270	151.2	53.399	189.1	12:46.707		5	33.841	136.5	48.769	198.1	51.432	192.5	2:14.042	
2	34.249	129.9	49.004	196.7	47.131	190.1	2:10.384		6	33.871	135.0	52.680	196.0	57.720		2:24.271	Pit
3	38.327	121.7	57.802	154.2	1:05.883		2:42.012	Pit									
4	8:07.855	103.5	57.992	153.1	55.119	192.5	10:00.966										
2 HUFF GBR Chevrolet Cruze 1.6T																	
1	10:59.421	115.7	56.517	189.4	57.207	184.3	12:53.145		5	33.963	134.4	48.913	197.4	47.499	185.8	2:10.375	
2	34.499	133.4	49.280	198.1	46.968	191.1	2:10.747		6	34.130	135.3	53.769	182.7	1:00.908		2:28.807	Pit
3	34.160	136.5	49.518	196.7	56.938		2:20.616	Pit									
4	8:24.822	107.0	1:01.158	162.8	56.304	191.8	10:22.284										
3 TARQUINI ITA Sunred SR Leon 1.6T																	
1	11:14.685	110.6	55.974	190.8	1:04.107	188.8	13:14.766		3	39.523	101.7	1:00.386	171.7	1:08.701		2:48.610	Pit
2	34.389	133.0	49.021	196.0	47.319	185.8	2:10.729										
4 DUDUKALO RUS SEAT Leon 2.0 TDI Y																	
1	11:15.128	111.1	56.256	189.4	1:04.358	188.4	13:15.742		4	2:42.664	123.8	51.058	194.2	58.452		4:32.174	Pit
2	34.528	130.2	49.451	197.0	47.920	190.1	2:11.899										
3	34.741	128.1	51.037	176.4	59.528		2:25.306	Pit									
5 MICHELISZ HUN BMW 320 TC Y																	
1	11:02.623	118.6	55.641	193.2	1:01.444	190.8	12:59.708		5	4:04.656	119.7	52.163	193.5	48.038	191.1	5:44.857	
2	35.723	120.6	50.893	198.5	47.249	192.1	2:13.865		6	34.059	133.8	49.271	197.4	47.156	190.8	2:10.486	
3	34.225	129.9	49.664	198.8	47.767	185.2	2:11.656		7	36.632	116.3	53.924	167.9	1:02.293		2:32.849	Pit
4	34.924	127.3	50.727	196.0	1:05.728		2:31.379	Pit									
7 BARTH CHE Sunred SR Leon 1.6T Y																	
1	11:19.784	118.0	57.403	153.8	1:09.735	156.9	13:26.922		3	7:23.630	122.4	53.038	163.6	59.780		9:16.448	Pit
2	38.217	125.7	51.931	172.8	1:01.351		2:31.499	Pit									
8 MENU CHE Chevrolet Cruze 1.6T																	
1	11:02.304	110.6	54.733	173.6	1:08.758	189.8	13:05.795		5	33.844	134.3	48.878	196.3	48.412	189.8	2:11.134	
2	34.103	129.8	49.213	196.7	47.150	191.8	2:10.466		6	34.084	131.5	53.467	149.5	1:04.952		2:32.503	Pit
3	35.367	123.2	53.875	180.9	1:01.663		2:30.905	Pit									
4	8:06.462	100.0	1:00.271	137.2	57.018	192.1	10:03.751										
9 O'YOUNG CHN Chevrolet Cruze 1.6T Y																	
1	11:00.429	123.0	56.144	190.4	57.978	190.1	12:54.551		4	8:45.585	125.8	59.290	167.9	52.567	191.1	10:37.442	
2	34.252	129.0	49.361	198.1	47.172	191.8	2:10.785		5	34.004	133.6	49.444	197.8	47.058	189.8	2:10.506	
3	34.464	133.9	50.289	196.7	58.162		2:22.915	Pit									



Weather/Track: Cloud 19C/Dry 24C

Circuit Length - 5.403 kilometres
Brno
Automotodrom Brno

2011 FIA World Touring Car Championship Qualifying 1 - Sector Analysis Report

Lap	S1 Time	S1 Spd	S2 Time	S2 Spd	S3 Time	S3 Spd	Lap Time	Pit	Lap	S1 Time	S1 Spd	S2 Time	S2 Spd	S3 Time	S3 Spd	Lap Time	Pit
10 TANIGUCHI JPN Chevrolet Cruze 1.6T									Y								
1	11:02.682	107.3	56.138	186.8	56.822	189.8	12:55.642		5	4:45.293	127.9	52.852	192.5	52.199	188.4	6:30.344	
2	34.661	133.6	50.452	196.0	49.362	190.1	2:14.475		6	34.587	133.3	49.731	195.6	47.514	189.8	2:11.832	
3	34.515	136.0	50.036	195.6	47.894	188.1	2:12.445		7	34.616	134.8	50.923	193.8	48.128	188.4	2:13.667	
4	39.139	122.3	50.904	196.7	1:07.535		2:37.578	Pit									
11 POULSEN DNK BMW 320 TC									Y								
1	11:07.928	119.8	56.715	143.2	1:02.444	190.8	13:07.087		5	34.121	130.9	49.287	197.8	47.051	191.4	2:10.459	
2	34.358	131.0	49.573	197.0	47.451	191.1	2:11.382		6	38.988	117.6	50.681	193.2	1:00.072		2:29.741	Pit
3	34.400	135.5	49.698	196.0	1:02.555		2:26.653	Pit									
4	6:16.781	124.2	52.308	193.5	48.273	192.1	7:57.362										
12 ENGSTLER DEU BMW 320 TC									Y								
1	11:07.402	113.4	55.660	165.8	1:00.586	189.1	13:03.648		3	37.552	120.1	54.117	184.9	1:03.031		2:34.700	Pit
2	34.180	130.2	49.205	196.3	47.454	191.1	2:10.839										
15 CORONEL NLD BMW 320 TC									Y								
1	11:01.614	121.0	54.973	192.5	53.566	191.1	12:50.153		5	34.237	131.3	49.263	197.0	47.331	189.1	2:10.831	
2	34.421	132.5	49.591	197.0	47.321	190.4	2:11.333		6	34.248	134.3	49.650	196.3	1:15.305		2:39.203	Pit
3	35.245	119.8	55.059	193.2	1:03.775		2:34.079	Pit									
4	7:15.139	110.3	59.683	190.1	49.492	190.8	9:04.314										
17 NYKJAER DNK Sunred SR Leon 1.6T									Y								
1	11:18.630	118.2	57.468	153.1	1:07.034	189.4	13:23.132		5	34.389	136.0	49.982	193.5	56.031		2:20.402	Pit
2	35.691	89.2	52.241	192.8	1:03.208		2:31.140	Pit	6	1:51.288	129.9	52.143	182.7	49.432	190.4	3:32.863	
3	3:34.086	121.3	54.895	173.3	48.914	190.1	5:17.895		7	34.253	133.1	49.427	195.6	47.279	189.1	2:10.959	
4	34.437	134.3	49.361	194.9	47.541	188.8	2:11.339										
18 MONTEIRO PRT Sunred SR Leon 1.6T									Y								
1	11:09.331	118.2	53.120	174.7	1:00.223	166.6	13:02.674		4	6:52.109	116.7	53.447	161.9	55.051	155.6	8:40.607	
2	37.660	123.7	51.779	177.6	50.092	167.1	2:19.531		5	38.383	120.5	52.138	164.8	58.848		2:29.369	Pit
3	36.820	125.4	50.804	182.1	1:00.341		2:27.965	Pit									
20 VILLA ESP BMW 320 TC									Y								
1	11:04.409	130.4	54.955	194.5	58.676	189.1	12:58.040		6	34.639	134.4	49.400	193.8	47.246	190.1	2:11.285	
2	34.473	132.6	49.551	195.2	47.414	189.8	2:11.438		7	34.762	134.3	49.530	194.2	47.294	189.8	2:11.586	
3	34.490	133.8	49.537	194.9	47.409	188.1	2:11.436		8	34.638	134.1	50.194	194.2	1:09.436		2:34.268	Pit
4	34.567	135.1	49.815	193.5	1:07.619		2:32.001	Pit									
5	3:08.532	131.8	50.137	192.1	47.526	190.1	4:46.195										



Weather/Track: Cloud 19C/Dry 24C

Circuit Length - 5.403 kilometres
Brno
Automotodrom Brno

2011 FIA World Touring Car Championship Qualifying 1 - Sector Analysis Report

Lap S1 Time S1 Spd S2 Time S2 Spd S3 Time S3 Spd Lap Time Pit Lap S1 Time S1 Spd S2 Time S2 Spd S3 Time S3 Spd Lap Time Pit

25 BENNANI			MAR			BMW 320 TC			Y						
1	11:03.041	125.1	55.623	193.2	1:01.499	190.1	13:00.163	6	34.571	133.1	49.655	194.9	48.414	188.4	2:12.640
2	34.531	128.8	49.767	194.9	47.654	189.8	2:11.952	7	34.553	131.8	49.782	194.5	47.543	189.1	2:11.878
3	34.595	132.1	49.654	195.2	57.846		2:22.095 Pit	8	34.533	128.7	53.499	182.1	1:02.828		2:30.860 Pit
4	2:46.096	121.0	52.086	191.8	49.286	188.8	4:27.468								
5	34.387	130.9	49.451	193.5	47.572	188.8	2:11.410								

30 DAHLGREN			SWE			Volvo C30 Drive									
1	11:01.197	118.9	55.588	183.9	52.847	190.4	12:49.632	5	34.036	133.8	49.083	197.8	47.145	190.4	2:10.264
2	34.411	134.1	49.080	198.1	47.192	191.1	2:10.683	6	38.579	116.2	55.482	125.0	1:06.837		2:40.898 Pit
3	37.071	126.7	56.659	157.6	1:06.574		2:40.304 Pit								
4	3:55.394	116.1	54.046	176.4	49.045	191.1	5:38.485								

35 SONDEREGGER			CHE			BMW 320 TC			Y						
1	11:15.755	113.2	56.195	190.8	1:05.478	181.5	13:17.428	6	35.642	128.4	51.920	191.1	49.807	183.9	2:17.369
2	36.754	118.4	52.773	192.1	50.493	179.4	2:20.020	7	36.120	127.5	51.693	193.2	49.238	184.9	2:17.051
3	38.381	118.8	52.832	191.8	1:01.412		2:32.625 Pit	8	35.941	126.6	52.027	192.5	49.415	183.6	2:17.383
4	2:52.667	121.0	51.692	191.4	49.679	182.7	4:34.038								
5	36.665	127.0	51.544	191.4	49.043	183.6	2:17.252								

74 ORIOLA			ESP			Sunred SR Leon 1.6T			Y						
1	11:19.413	124.7	57.163	161.1	1:07.470	189.4	13:24.046	5	34.570	133.8	49.518	193.8	47.599	187.5	2:11.687
2	34.549	132.6	50.113	194.5	48.424	183.6	2:13.086	6	34.784	135.8	50.147	193.5	54.132		2:19.063 Pit
3	34.827	135.1	50.824	193.2	53.846		2:19.497 Pit	7	2:00.853	130.2	50.058	195.2	59.741		3:50.652 Pit
4	2:00.402	131.3	50.875	193.8	48.259	189.8	3:39.536								



Weather/Track: Cloud 19C/Dry 24C

Circuit Length - 5.403 kilometres

Brno
Automotodrom Brno

Printed at 14:28, Saturday, 18 June, 2011

© MST Systems Ltd, 2005 (www.mstworld.com)

Page 3

2011 FIA World Touring Car Championship Qualifying 1 - Best Sector Speeds Report

SECTOR 1					SECTOR 2				SECTOR 3			
POS	NO	NAME	SPEED	LAP	NO	NAME	SPEED	LAP	NO	NAME	SPEED	LAP
1	1	MULLER	136.5	5	5	MICHELISZ	198.8	3	1	MULLER	192.5	4
2	2	HUFF	136.5	3	1	MULLER	198.1	5	5	MICHELISZ	192.1	2
3	10	TANIGUCHI	136.0	3	2	HUFF	198.1	2	8	MENU	192.1	4
4	17	NYKJAER	136.0	5	9	O'YOUNG	198.1	2	11	POULSEN	192.1	4
5	74	ORIOLA	135.8	6	30	DAHLGREN	198.1	2	2	HUFF	191.8	4
6	11	POULSEN	135.5	3	11	POULSEN	197.8	5	9	O'YOUNG	191.8	2
7	20	VILLA	135.1	4	4	DUDUKALO	197.0	2	12	ENGSTLER	191.1	2
8	8	MENU	134.3	5	15	CORONEL	197.0	2	15	CORONEL	191.1	1
9	15	CORONEL	134.3	6	8	MENU	196.7	2	30	DAHLGREN	191.1	2
10	30	DAHLGREN	134.1	2	10	TANIGUCHI	196.7	4	17	NYKJAER	190.4	6
11	9	O'YOUNG	133.9	3	12	ENGSTLER	196.3	2	4	DUDUKALO	190.1	2
12	5	MICHELISZ	133.8	6	3	TARQUINI	196.0	2	10	TANIGUCHI	190.1	2
13	25	BENNANI	133.1	6	17	NYKJAER	195.6	7	20	VILLA	190.1	5
14	3	TARQUINI	133.0	2	20	VILLA	195.2	2	25	BENNANI	190.1	1
15	4	DUDUKALO	130.2	2	25	BENNANI	195.2	3	74	ORIOLA	189.8	4
16	12	ENGSTLER	130.2	2	74	ORIOLA	195.2	7	3	TARQUINI	188.8	1
17	35	SONDEREGGE	128.4	6	35	SONDEREGGE	193.2	7	35	SONDEREGGE	184.9	7
18	7	BARTH	125.7	2	18	MONTEIRO	182.1	3	18	MONTEIRO	167.1	2
19	18	MONTEIRO	125.4	3	7	BARTH	172.8	2	7	BARTH	156.9	1



Weather/Track: Cloud 19C/Dry 24C



Circuit Length - 5.403 kilometres
Brno
Automotodrom Brno

2011 FIA World Touring Car Championship Qualifying 1 - Best Sector Times Report

POS	NO	SECTOR 1		SECTOR 2		SECTOR 3		IDEAL/BEST LAP COMPARISON							
		TIME	LAP	NO	TIME	LAP	NO	TIME	LAP	NO	NAME	IDEAL	BEST	LAP	DIFF
1	1	33.841	5	1	48.769	5	2	46.968	2	1	MULLER	2:09.741	2:10.384	2	+ 0.643
2	8	33.844	5	8	48.878	5	11	47.051	5	2	HUFF	2:09.844	2:10.375	5	+ 0.531
3	2	33.963	5	2	48.913	5	9	47.058	5	8	MENU	2:09.872	2:10.466	2	+ 0.594
4	9	34.004	5	3	49.021	2	1	47.131	2	30	DAHLGREN	2:10.261	2:10.264	5	+ 0.003
5	30	34.036	5	30	49.080	2	30	47.145	5	9	O'YOUNG	2:10.423	2:10.506	5	+ 0.083
6	5	34.059	6	12	49.205	2	8	47.150	2	11	POULSEN	2:10.459	2:10.459	5	+ 0.000
7	11	34.121	5	15	49.263	5	5	47.156	6	5	MICHELISZ	2:10.486	2:10.486	6	+ 0.000
8	12	34.180	2	5	49.271	6	20	47.246	6	3	TARQUINI	2:10.729	2:10.729	2	+ 0.000
9	15	34.237	5	11	49.287	5	17	47.279	7	15	CORONEL	2:10.821	2:10.831	5	+ 0.010
10	17	34.253	7	9	49.361	2	3	47.319	2	12	ENGSTLER	2:10.839	2:10.839	2	+ 0.000
11	25	34.387	5	17	49.361	4	15	47.321	2	17	NYKJAER	2:10.893	2:10.959	7	+ 0.066
12	3	34.389	2	20	49.400	6	12	47.454	2	20	VILLA	2:11.119	2:11.285	6	+ 0.166
13	20	34.473	2	4	49.451	2	10	47.514	6	25	BENNANI	2:11.381	2:11.410	5	+ 0.029
14	10	34.515	3	25	49.451	5	25	47.543	7	74	ORIOLA	2:11.666	2:11.687	5	+ 0.021
15	4	34.528	2	74	49.518	5	74	47.599	5	10	TANIGUCHI	2:11.760	2:11.832	6	+ 0.072
16	74	34.549	2	10	49.731	6	4	47.920	2	4	DUDUKALO	2:11.899	2:11.899	2	+ 0.000
17	35	35.642	6	18	50.804	3	35	49.043	5	35	SONDEREGG	2:16.229	2:17.051	7	+ 0.822
18	18	36.820	3	35	51.544	5	18	50.092	2	18	MONTEIRO	2:17.716	2:19.531	2	+ 1.815
19	7	38.217	2	7	51.931	2	7	59.780	3	7	BARTH	2:29.928	2:31.499	2	+ 1.571

'Perfect Lap' - 2:09.578



Weather/Track: Cloud 19C/Dry 24C



Circuit Length - 5.403 kilometres
Brno
Automotodrom Brno

**2011 FIA World Touring Car Championship
QUALIFYING 2 - PROVISIONAL CLASSIFICATION**

POS	NO	CLS	DRIVER	NAT	CAR	TIME	LAPS	GAP	KPH
1	1		Yvan MULLER	FRA	Chevrolet Cruze 1.6T	2:08.884	4		150.91
2	2		Robert HUFF	GBR	Chevrolet Cruze 1.6T	2:09.256	3	0.372	150.48
3	15		Tom CORONEL	NLD	BMW 320 TC	2:09.717	3	0.833	149.94
4	8		Alain MENU	CHE	Chevrolet Cruze 1.6T	2:09.830	4	0.946	149.81
5	5	Y	Norbert MICHELISZ	HUN	BMW 320 TC	2:09.921	4	1.037	149.71
6	30		Robert DAHLGREN	SWE	Volvo C30 Drive	2:09.998	3	1.114	149.62
7	11	Y	Kristian POULSEN	DNK	BMW 320 TC	2:10.326	3	1.442	149.24
8	3		Gabriele TARQUINI	ITA	Sunred SR Leon 1.6T	2:10.491	3	1.607	149.05
9	9	Y	Darryl O'YOUNG	CHN	Chevrolet Cruze 1.6T	2:10.559	3	1.675	148.98
10	12	Y	Franz ENGSTLER	DEU	BMW 320 TC	2:11.339	3	2.455	148.09

Subject to technical scrutineering. For Media Information Purposes - No Regulatory Value.

Weather/Track: Cloud 19C/Dry 24C

Brno

Circuit Length = 5.4030 km.

Start: 14:25 End: 14:35

Race Director:	Steward:	Timekeeper:	Issued at:
----------------	----------	-------------	------------

**2011 FIA World Touring Car Championship
QUALIFYING 2 RESULT**

POS	NO	CLS	DRIVER	NAT	CAR	TIME	LAPS	GAP	KPH
1	1		Yvan MULLER	FRA	Chevrolet Cruze 1.6T	2:08.884	4		150.91
2	2		Robert HUFF	GBR	Chevrolet Cruze 1.6T	2:09.256	3	0.372	150.48
3	15		Tom CORONEL	NLD	BMW 320 TC	2:09.717	3	0.833	149.94
4	8		Alain MENU	CHE	Chevrolet Cruze 1.6T	2:09.830	4	0.946	149.81
5	30		Robert DAHLGREN	SWE	Volvo C30 Drive	2:09.998	3	1.114	149.62
6	11	Y	Kristian POULSEN	DNK	BMW 320 TC	2:10.326	3	1.442	149.24
7	3		Gabriele TARQUINI	ITA	Sunred SR Leon 1.6T	2:10.491	3	1.607	149.05
8	9	Y	Darryl O'YOUNG	CHN	Chevrolet Cruze 1.6T	2:10.559	3	1.675	148.98
9	12	Y	Franz ENGSTLER	DEU	BMW 320 TC	2:11.339	3	2.455	148.09

Car 5 - all times disallowed (Stewards' Decision No. 4 refers)

Weather/Track: Cloud 19C/Dry 24C

Brno

Circuit Length = 5.4030 km.

Start: 14:25 End: 14:35

Steward:	Steward:	Steward:	Issued at:
----------	----------	----------	------------

2011 FIA World Touring Car Championship Qualifying 2 - Sector Analysis Report

Lap	S1 Time	S1 Spd	S2 Time	S2 Spd	S3 Time	S3 Spd	Lap Time	Pit	Lap	S1 Time	S1 Spd	S2 Time	S2 Spd	S3 Time	S3 Spd	Lap Time	Pit
1 MULLER FRA Chevrolet Cruze 1.6T																	
1	10:53.050	99.6	1:00.756	154.2	54.668	193.2	12:48.474		4	34.468	130.7	58.683	155.8	1:11.717		2:44.868	Pit
2	33.838	134.1	48.552	197.0	46.494	191.4	2:08.884										
3	33.775	136.0	49.022	196.7	46.795	190.8	2:09.592										
2 HUFF GBR Chevrolet Cruze 1.6T																	
1	11:01.002	96.6	58.161	184.6	55.479	191.8	12:54.642		3	33.944	136.1	48.976	197.8	57.760		2:20.680	Pit
2	33.903	135.5	48.652	197.8	46.701	191.1	2:09.256										
3 TARQUINI ITA Sunred SR Leon 1.6T																	
1	11:03.374	99.5	1:00.929	138.4	58.960	189.4	13:03.263		3	43.114	91.7	1:05.841	112.7	1:21.672		3:10.627	Pit
2	34.214	131.5	49.101	194.9	47.176	188.1	2:10.491										
5 MICHELISZ HUN BMW 320 TC Y																	
1	11:00.378	89.7	59.995	173.3	56.011	192.8	12:56.384		4	34.181	131.5	53.906	171.4	49.230	189.4	2:17.317	
2	34.024	134.3	49.166	199.2	46.731	191.8	2:09.921										
3	37.636	110.5	56.065	190.8	48.160	192.1	2:21.861										
8 MENU CHE Chevrolet Cruze 1.6T																	
1	11:31.016	106.4	57.950	189.8	53.962	191.8	13:22.928		4	33.990	125.7	48.832	196.3	47.008	190.4	2:09.830	
2	33.864	131.7	48.833	196.0	55.083		2:17.780	Pit									
3	1:53.368	110.2	54.729	191.4	51.400	191.8	3:39.497										
9 O'YOUNG CHN Chevrolet Cruze 1.6T Y																	
1	11:42.650	120.1	53.830	160.0	53.143	191.4	13:29.623		3	34.158	133.0	49.641	197.4	1:00.131		2:23.930	Pit
2	33.999	133.0	49.392	197.8	47.168	189.1	2:10.559										
11 POULSEN DNK BMW 320 TC Y																	
1	11:01.739	92.1	1:00.103	162.1	56.189	193.2	12:58.031		3	34.169	132.3	49.879	197.4	1:03.451		2:27.499	Pit
2	34.027	134.4	49.236	197.8	47.063	191.8	2:10.326										
12 ENGSTLER DEU BMW 320 TC Y																	
1	11:02.212	87.5	1:00.379	152.5	56.501	191.1	12:59.092		3	34.591	124.2	49.735	195.6	48.042	186.8	2:12.368	
2	34.003	130.9	50.017	194.5	47.319	189.1	2:11.339										
15 CORONEL NLD BMW 320 TC																	
1	10:59.998	93.7	1:00.777	166.4	56.294	192.8	12:57.069		3	34.125	129.9	50.864	151.4	57.191	191.1	2:22.180	
2	33.959	134.8	48.964	200.0	46.794	192.1	2:09.717										



Weather/Track: Cloud 19C/Dry 24C

Circuit Length - 5.403 kilometres
Brno
Automotodrom Brno

2011 FIA World Touring Car Championship Qualifying 2 - Sector Analysis Report

Lap	S1 Time	S1 Spd	S2 Time	S2 Spd	S3 Time	S3 Spd	Lap Time	Pit	Lap	S1 Time	S1 Spd	S2 Time	S2 Spd	S3 Time	S3 Spd	Lap Time	Pit
30 DAHLGREN SWE Volvo C30 Drive																	
1	12:06.189	121.0	52.199	192.1	49.420	191.4	13:47.808		3	36.159	106.0	57.184	144.3	1:06.566		2:39.909	Pit
2	34.043	136.1	48.982	198.1	46.973	191.8	2:09.998										



Weather/Track: Cloud 19C/Dry 24C



Circuit Length - 5.403 kilometres
Brno
Automotodrom Brno

2011 FIA World Touring Car Championship Qualifying 2 - Best Sector Speeds Report

SECTOR 1				SECTOR 2				SECTOR 3				
POS	NO	NAME	SPEED	LAP	NO	NAME	SPEED	LAP	NO	NAME	SPEED	LAP
1	2	HUFF	136.1	3	15	CORONEL	200.0	2	1	MULLER	193.2	1
2	30	DAHLGREN	136.1	2	5	MICHELISZ	199.2	2	11	POULSEN	193.2	1
3	1	MULLER	136.0	3	30	DAHLGREN	198.1	2	5	MICHELISZ	192.8	1
4	15	CORONEL	134.8	2	2	HUFF	197.8	2	15	CORONEL	192.8	1
5	11	POULSEN	134.4	2	9	O'YOUNG	197.8	2	2	HUFF	191.8	1
6	5	MICHELISZ	134.3	2	11	POULSEN	197.8	2	8	MENU	191.8	1
7	9	O'YOUNG	133.0	2	1	MULLER	197.0	2	30	DAHLGREN	191.8	2
8	8	MENU	131.7	2	8	MENU	196.3	4	9	O'YOUNG	191.4	1
9	3	TARQUINI	131.5	2	12	ENGSTLER	195.6	3	12	ENGSTLER	191.1	1
10	12	ENGSTLER	130.9	2	3	TARQUINI	194.9	2	3	TARQUINI	189.4	1



Weather/Track: Cloud 19C/Dry 24C



Circuit Length - 5.403 kilometres
Brno
Automotodrom Brno

2011 FIA World Touring Car Championship Qualifying 2 - Best Sector Times Report

POS	NO	SECTOR 1		SECTOR 2		SECTOR 3		IDEAL/BEST LAP COMPARISON							
		TIME	LAP	NO	TIME	LAP	NO	TIME	LAP	NO	NAME	IDEAL	BEST	LAP	DIFF
1	1	33.775	3	1	48.552	2	1	46.494	2	1	MULLER	2:08.821	2:08.884	2	+ 0.063
2	8	33.864	2	2	48.652	2	2	46.701	2	2	HUFF	2:09.256	2:09.256	2	+ 0.000
3	2	33.903	2	8	48.832	4	5	46.731	2	8	MENU	2:09.704	2:09.830	4	+ 0.126
4	15	33.959	2	15	48.964	2	15	46.794	2	15	CORONEL	2:09.717	2:09.717	2	+ 0.000
5	9	33.999	2	30	48.982	2	30	46.973	2	5	MICHELISZ	2:09.921	2:09.921	2	+ 0.000
6	12	34.003	2	3	49.101	2	8	47.008	4	30	DAHLGREN	2:09.998	2:09.998	2	+ 0.000
7	5	34.024	2	5	49.166	2	11	47.063	2	11	POULSEN	2:10.326	2:10.326	2	+ 0.000
8	11	34.027	2	11	49.236	2	9	47.168	2	3	TARQUINI	2:10.491	2:10.491	2	+ 0.000
9	30	34.043	2	9	49.392	2	3	47.176	2	9	O'YOUNG	2:10.559	2:10.559	2	+ 0.000
10	3	34.214	2	12	49.735	3	12	47.319	2	12	ENGSTLER	2:11.057	2:11.339	2	+ 0.282

'Perfect Lap' - 2:08.821



Weather/Track: Cloud 19C/Dry 24C



Circuit Length - 5.403 kilometres
Brno
Automotodrom Brno

**2011 FIA World Touring Car Championship
COMBINED QUALIFYING RESULT**

POS	NO	CLS	DRIVER	NAT	CAR	Q1	Q2
1	1		Yvan MULLER	FRA	Chevrolet Cruze 1.6T	2:10.384	2:08.884
2	2		Robert HUFF	GBR	Chevrolet Cruze 1.6T	2:10.375	2:09.256
3	15		Tom CORONEL	NLD	BMW 320 TC	2:10.831	2:09.717
4	8		Alain MENU	CHE	Chevrolet Cruze 1.6T	2:10.466	2:09.830
5	30		Robert DAHLGREN	SWE	Volvo C30 Drive	2:10.264	2:09.998
6	11	Y	Kristian POULSEN	DNK	BMW 320 TC	2:10.459	2:10.326
7	3		Gabriele TARQUINI	ITA	Sunred SR Leon 1.6T	2:10.729	2:10.491
8	9	Y	Darryl O'YOUNG	CHN	Chevrolet Cruze 1.6T	2:10.506	2:10.559
9	12	Y	Franz ENGSTLER	DEU	BMW 320 TC	2:10.839	2:11.339
10	17	Y	Michel NYKJAER	DNK	Sunred SR Leon 1.6T	2:10.959	N / S
11	20	Y	Javier VILLA	ESP	BMW 320 TC	2:11.285	
12	25	Y	Mehdi BENNANI	MAR	BMW 320 TC	2:11.410	
13	74	Y	Pepe ORIOLA	ESP	Sunred SR Leon 1.6T	2:11.687	
14	10	Y	Yukinori TANIGUCHI	JPN	Chevrolet Cruze 1.6T	2:11.832	
15	4	Y	Aleksei DUDUKALO	RUS	SEAT Leon 2.0 TDI	2:11.899	
16	35	Y	Urs SONDEREGGER	CHE	BMW 320 TC	2:17.051	

QUALIFICATION MAXIMA 2:19.382

18			Tiago MONTEIRO	PRT	Sunred SR Leon 1.6T	2:19.531	
7	Y		Fredy BARTH	CHE	Sunred SR Leon 1.6T	13:26.922	

Car 5 - all times disallowed (Stewards' Decision No. 4 refers)

Weather/Track: Cloud 19C/Dry 24C

Brno

Circuit Length = 5.4030 km.

Start: 14:00 End: 14:35

Steward:	Steward:	Steward:	Issued at:
----------	----------	----------	------------

2011 FIA World Touring Car Championship
WARM UP

POS	NO	CLS	DRIVER	NAT	CAR	TIME	LAPS	GAP	KPH
1	1		Yvan MULLER	FRA	Chevrolet Cruze 1.6T	2:10.228	8		149.36
2	30		Robert DAHLGREN	SWE	Volvo C30 Drive	2:10.299	8	0.071	149.27
3	2		Robert HUFF	GBR	Chevrolet Cruze 1.6T	2:10.541	8	0.313	149.00
4	5	Y	Norbert MICHELISZ	HUN	BMW 320 TC	2:10.869	7	0.641	148.62
5	17	Y	Michel NYKJAER	DNK	Sunred SR Leon 1.6T	2:10.870	6	0.642	148.62
6	8		Alain MENU	CHE	Chevrolet Cruze 1.6T	2:10.963	8	0.735	148.52
7	3		Gabriele TARQUINI	ITA	Sunred SR Leon 1.6T	2:11.408	7	1.180	148.01
8	9	Y	Darryl O'YOUNG	CHN	Chevrolet Cruze 1.6T	2:11.457	8	1.229	147.96
9	15		Tom CORONEL	NLD	BMW 320 TC	2:11.643	8	1.415	147.75
10	11	Y	Kristian POULSEN	DNK	BMW 320 TC	2:11.972	8	1.744	147.38
11	18		Tiago MONTEIRO	PRT	Sunred SR Leon 1.6T	2:12.209	6	1.981	147.12
12	25	Y	Mehdi BENNANI	MAR	BMW 320 TC	2:12.244	8	2.016	147.08
13	20	Y	Javier VILLA	ESP	BMW 320 TC	2:12.405	7	2.177	146.90
14	74	Y	Pepe ORIOLA	ESP	Sunred SR Leon 1.6T	2:12.442	7	2.214	146.86
15	12	Y	Franz ENGSTLER	DEU	BMW 320 TC	2:12.525	7	2.297	146.77
16	4	Y	Aleksei DUDUKALO	RUS	SEAT Leon 2.0 TDI	2:13.081	7	2.853	146.15
17	10	Y	Yukinori TANIGUCHI	JPN	Chevrolet Cruze 1.6T	2:13.332	8	3.104	145.88
18	35	Y	Urs SONDEREGGER	CHE	BMW 320 TC	2:18.343	7	8.115	140.59
19	7	Y	Fredy BARTH	CHE	Sunred SR Leon 1.6T	13:05.616	4	10:55.388	24.75

Brno

For Media Information Purposes - No Regulatory Value.

Circuit Length = 5.4030 km.

Weather/Track: Cloud 12C/Dry 17C

Start: 09:00 End: 09:15

Race Director:	Steward:	Timekeeper:	Issued at:
----------------	----------	-------------	------------

2011 FIA World Touring Car Championship

Warm Up - Sector Analysis Report

Lap S1 Time S1 Spd S2 Time S2 Spd S3 Time S3 Spd Lap Time Pit Lap S1 Time S1 Spd S2 Time S2 Spd S3 Time S3 Spd Lap Time Pit

1 MULLER				FRA				Chevrolet Cruze 1.6T							
1	10:53.247	108.8	56.837	181.2	1:07.435	133.9	12:57.519	6	34.202	131.5	49.136	197.8	47.251	189.8	2:10.589
2	36.503	117.5	56.158	174.1	51.534	190.4	2:24.195	7	34.342	133.6	49.339	196.7	47.171	190.1	2:10.852
3	34.349	131.7	48.944	196.3	46.986	190.4	2:10.279	8	34.667	129.4	52.879	195.6	1:11.026		2:38.572 Pit
4	34.181	133.3	49.084	196.0	46.963	190.8	2:10.228								
5	34.285	133.3	49.407	197.4	47.178	190.8	2:10.870								

2 HUFF				GBR				Chevrolet Cruze 1.6T							
1	10:54.440	120.6	56.364	175.0	50.009	190.4	12:40.813	6	34.247	133.3	49.481	198.5	47.283	190.8	2:11.011
2	34.376	130.4	49.230	197.4	47.279	190.4	2:10.885	7	34.291	131.5	49.465	197.4	47.326	190.1	2:11.082
3	34.253	133.0	49.164	197.8	47.185	190.1	2:10.602	8	35.539	122.8	1:01.943	112.7	1:02.990		2:40.472 Pit
4	34.215	133.6	49.134	197.4	47.192	190.1	2:10.541								
5	34.297	133.3	49.213	198.1	47.099	190.4	2:10.609								

3 TARQUINI				ITA				Sunred SR Leon 1.6T							
1	11:09.195	109.7	56.420	192.1	1:01.785	97.2	13:07.400	5	34.473	129.0	49.659	197.0	47.703	188.4	2:11.835
2	38.163	115.2	57.408	161.4	1:05.603		2:41.174 Pit	6	34.499	129.9	49.827	195.2	47.653	188.1	2:11.979
3	1:22.126	110.9	52.790	195.2	48.900	188.1	3:03.816	7	35.160	127.8	50.397	196.3	1:09.955		2:35.512 Pit
4	34.503	126.1	49.473	196.7	47.432	188.8	2:11.408								

4 DUDUKALO				RUS				SEAT Leon 2.0 TDI				Y			
1	11:14.108	122.1	52.544	187.8	49.997	186.8	12:56.649	5	1:11.657	121.3	50.277	195.2	48.126	186.8	2:50.060
2	34.992	120.5	50.121	195.6	47.968	187.8	2:13.081	6	34.903	123.5	50.210	196.0	48.186	185.8	2:13.299
3	35.126	121.4	50.000	196.0	48.129	185.8	2:13.255	7	35.313	125.8	51.158	191.4	58.190		2:24.661 Pit
4	34.991	124.5	50.174	195.6	55.719		2:20.884 Pit								

5 MICHELISZ				HUN				BMW 320 TC				Y			
1	11:00.836	120.4	52.538	194.9	56.379	188.1	12:49.753	5	34.339	130.7	49.305	198.8	47.225	190.8	2:10.869
2	34.682	127.3	49.582	197.8	47.343	189.8	2:11.607	6	34.871	113.2	55.257	147.5	1:01.879		2:32.007 Pit
3	34.406	120.6	49.385	197.4	47.179	190.8	2:10.970	7	1:17.057	112.3	56.027	171.1	1:05.725		3:18.809 Pit
4	34.368	126.4	54.766	197.0	48.082	189.4	2:17.216								

7 BARTH				CHE				Sunred SR Leon 1.6T				Y			
1	11:19.004	120.2	53.547	163.6	53.065	171.7	13:05.616	4	2:40.968	120.4	51.937	161.9	56.898		4:29.803 Pit
2	36.718	121.0	51.162	182.1	58.201		2:26.081 Pit								
3	3:09.525	126.9	51.526	169.0	59.618		5:00.669 Pit								

8 MENU				CHE				Chevrolet Cruze 1.6T							
1	10:55.709	125.1	52.828	191.8	49.279	188.8	12:37.816	6	34.309	130.1	49.642	196.0	47.355	189.4	2:11.306
2	34.353	134.3	49.460	195.6	47.376	188.1	2:11.189	7	34.311	130.2	49.523	194.9	47.520	187.8	2:11.354
3	34.274	133.9	49.306	194.5	47.383	187.8	2:10.963	8	35.514	122.5	59.051	137.4	1:01.975		2:36.540 Pit
4	34.413	122.7	49.391	194.5	47.340	188.8	2:11.144								
5	34.393	132.8	49.380	195.2	47.493	189.1	2:11.266								



Weather/Track: Cloud 12C/Dry 17C

Circuit Length - 5.403 kilometres
Brno
Automotodrom Brno

2011 FIA World Touring Car Championship Warm Up - Sector Analysis Report

Lap	S1 Time	S1 Spd	S2 Time	S2 Spd	S3 Time	S3 Spd	Lap Time	Pit	Lap	S1 Time	S1 Spd	S2 Time	S2 Spd	S3 Time	S3 Spd	Lap Time	Pit
9 O'YOUNG CHN Chevrolet Cruze 1.6T									Y								
1	11:44.739	108.0	1:02.715	139.1	1:01.256	189.1	13:48.710		6	34.752	131.8	49.905	194.9	47.708	189.4	2:12.365	
2	36.237	127.9	49.978	197.4	47.408	189.1	2:13.623		7	34.523	131.3	50.188	197.0	47.990	186.2	2:12.701	
3	34.459	132.1	49.634	196.7	47.364	189.4	2:11.457		8	34.947	130.9	50.022	195.6	1:04.367		2:29.336	Pit
4	34.477	130.2	49.861	195.2	47.660	188.4	2:11.998										
5	34.610	130.9	49.742	197.4	47.685	188.4	2:12.037										
10 TANIGUCHI JPN Chevrolet Cruze 1.6T									Y								
1	10:57.714	118.1	53.985	186.2	51.656	187.5	12:43.355		6	34.919	130.9	50.765	193.8	48.781	186.5	2:14.465	
2	34.912	132.3	50.391	197.0	48.029	189.4	2:13.332		7	35.282	129.8	50.782	195.2	48.277	187.1	2:14.341	
3	34.816	132.1	50.363	195.2	49.171	188.1	2:14.350		8	35.877	130.4	51.328	193.8	1:07.262		2:34.467	Pit
4	34.804	132.1	50.419	194.2	48.452	185.8	2:13.675										
5	35.127	130.1	50.670	194.9	48.454	187.5	2:14.251										
11 POULSEN DNK BMW 320 TC									Y								
1	11:40.073	122.5	1:05.747	142.8	1:02.200	181.2	13:48.020		6	34.646	132.8	49.848	197.0	47.615	189.8	2:12.109	
2	37.447	113.4	50.579	196.0	47.824	189.8	2:15.850		7	34.841	129.0	50.692	195.6	47.989	189.8	2:13.522	
3	34.561	130.4	49.879	196.0	47.532	190.8	2:11.972		8	34.796	132.6	50.091	195.6	1:05.429		2:30.316	Pit
4	34.548	128.5	50.213	196.0	47.802	189.1	2:12.563										
5	34.686	132.1	49.810	197.4	47.805	189.4	2:12.301										
12 ENGSTLER DEU BMW 320 TC									Y								
1	11:03.367	116.7	54.347	192.1	53.453	185.2	12:51.167		5	34.629	123.0	49.823	195.2	48.393	185.8	2:12.845	
2	34.998	119.6	49.789	195.6	48.680	179.1	2:13.467		6	35.440	117.5	51.180	191.1	59.634		2:26.254	Pit
3	36.345	121.3	49.891	194.5	47.857	187.1	2:14.093		7	1:07.588	108.5	1:00.305	121.8	1:09.938		3:17.831	Pit
4	34.856	125.0	49.877	194.5	47.792	187.8	2:12.525										
15 CORONEL NLD BMW 320 TC									Y								
1	10:57.683	127.0	53.572	183.0	51.063	186.2	12:42.318		6	34.577	131.8	49.893	197.0	47.752	189.1	2:12.222	
2	34.978	131.2	49.786	195.2	47.616	189.4	2:12.380		7	34.482	129.6	49.808	196.3	47.480	188.1	2:11.770	
3	34.591	130.2	49.891	193.5	47.884	187.8	2:12.366		8	34.909	135.3	52.372	189.8	1:13.110		2:40.391	Pit
4	34.376	128.5	49.655	196.3	47.612	188.1	2:11.643										
5	34.438	129.9	50.123	195.6	47.499	188.8	2:12.060										
17 NYKJAER DNK Sunred SR Leon 1.6T									Y								
1	11:17.304	115.5	54.890	156.2	1:01.903		13:14.097	Pit	5	34.481	131.8	49.183	197.4	47.206	189.1	2:10.870	
2	1:14.937	123.2	50.525	196.7	47.656	189.1	2:53.118		6	39.440	109.9	1:00.104	159.7	1:07.140		2:46.684	Pit
3	34.510	131.5	49.457	196.3	55.768		2:19.735	Pit									
4	2:54.159	131.8	50.059	196.3	48.071	190.4	4:32.289										



Weather/Track: Cloud 12C/Dry 17C

Circuit Length - 5.403 kilometres
Brno
Automotodrom Brno

2011 FIA World Touring Car Championship Warm Up - Sector Analysis Report

Lap S1 Time S1 Spd S2 Time S2 Spd S3 Time S3 Spd Lap Time Pit Lap S1 Time S1 Spd S2 Time S2 Spd S3 Time S3 Spd Lap Time Pit

18 MONTEIRO							PRT		Sunred SR Leon 1.6T								
1	11:10.130	118.4	53.070	193.2	50.381	186.8	12:53.581		5	1:07.463	128.1	52.666	150.6	49.650	186.5	2:49.779	
2	34.941	122.3	49.691	194.2	47.726	188.4	2:12.358		6	34.686	127.9	50.196	195.2	57.614		2:22.496 Pit	
3	34.517	127.2	49.676	193.8	48.016	184.9	2:12.209										
4	34.740	128.4	49.900	192.8	54.383		2:19.023 Pit										

20 VILLA							ESP		BMW 320 TC							Y	
1	13:56.907	127.2	50.042	192.8	48.041	187.8	15:34.990		5	38.617	128.5	49.735	194.2	48.637	189.4	2:16.989	
2	34.867	131.5	49.520	194.2	48.274	187.8	2:12.661		6	34.963	130.7	49.917	193.5	47.967	188.8	2:12.847	
3	35.062	130.5	49.599	194.5	47.744	188.8	2:12.405		7	35.107	128.8	49.820	194.2	1:31.886		2:56.813 Pit	
4	34.848	132.8	50.153	194.9	47.852	188.4	2:12.853										

25 BENNANI							MAR		BMW 320 TC							Y	
1	11:01.982	120.6	51.939	192.1	49.975	189.4	12:43.896		6	34.635	122.3	50.038	194.9	47.917	188.4	2:12.590	
2	34.778	118.0	50.454	196.7	48.380	188.8	2:13.612		7	34.554	122.5	49.852	194.9	48.062	188.1	2:12.468	
3	34.749	123.5	50.078	196.0	48.034	188.1	2:12.861		8	34.733	122.3	53.357	178.8	1:19.519		2:47.609 Pit	
4	34.703	124.2	49.807	194.5	47.800	188.8	2:12.310										
5	34.703	119.8	49.695	195.2	47.846	188.1	2:12.244										

30 DAHLGREN							SWE		Volvo C30 Drive								
1	10:57.107	124.1	53.677	177.6	1:01.377		12:52.161 Pit		6	34.327	133.6	49.195	200.3	47.441	191.1	2:10.963	
2	1:13.590	118.4	50.446	197.8	47.787	190.8	2:51.823		7	34.260	133.0	49.270	198.8	47.523	191.1	2:11.053	
3	34.158	131.5	48.919	200.0	47.222	191.8	2:10.299		8	40.188	112.8	54.930	156.9	1:15.872		2:50.990 Pit	
4	34.624	131.5	49.199	198.8	47.200	192.8	2:11.023										
5	34.358	131.2	49.313	199.6	47.390	191.8	2:11.061										

35 SONDEREGGER							CHE		BMW 320 TC							Y	
1	11:16.176	102.9	58.128	178.8	52.876	182.7	13:07.180		5	36.531	122.3	51.949	193.8	50.005	181.8	2:18.485	
2	37.244	121.3	52.433	192.8	50.647	183.0	2:20.324		6	36.194	117.2	51.722	193.2	50.427	177.9	2:18.343	
3	36.633	121.7	52.070	192.5	50.074	181.8	2:18.777		7	41.754	106.4	1:03.929	140.0	1:16.523		3:02.206 Pit	
4	36.975	121.3	51.760	191.4	49.860	183.0	2:18.595										

74 ORIOLA							ESP		Sunred SR Leon 1.6T							Y	
1	11:19.765	122.3	52.363	192.1	58.160		13:10.288 Pit		5	34.975	127.3	50.119	196.3	47.983	188.1	2:13.077	
2	1:07.274	101.5	54.748	191.4	53.404	189.1	2:55.426		6	35.025	128.2	50.062	195.6	48.220	187.1	2:13.307	
3	34.789	134.6	49.832	196.0	47.821	188.4	2:12.442		7	35.101	129.9	50.442	195.2	59.054		2:24.597 Pit	
4	34.942	131.0	50.077	196.3	48.012	187.5	2:13.031										



Weather/Track: Cloud 12C/Dry 17C

Circuit Length - 5.403 kilometres

Brno
Automotodrom Brno

Printed at 09:23, Sunday, 19 June, 2011

© MST Systems Ltd, 2005 (www.mstworld.com)

Page 3

2011 FIA World Touring Car Championship Warm Up - Best Sector Speeds Report

SECTOR 1				SECTOR 2				SECTOR 3				
POS	NO	NAME	SPEED	LAP	NO	NAME	SPEED	LAP	NO	NAME	SPEED	LAP
1	15	CORONEL	135.3	8	30	DAHLGREN	200.3	6	30	DAHLGREN	192.8	4
2	74	ORIOLA	134.6	3	5	MICHELISZ	198.8	5	1	MULLER	190.8	4
3	8	MENU	134.3	2	2	HUFF	198.5	6	2	HUFF	190.8	6
4	1	MULLER	133.6	7	1	MULLER	197.8	6	5	MICHELISZ	190.8	3
5	2	HUFF	133.6	4	9	O'YOUNG	197.4	2	11	POULSEN	190.8	3
6	30	DAHLGREN	133.6	6	11	POULSEN	197.4	5	17	NYKJAER	190.4	4
7	11	POULSEN	132.8	6	17	NYKJAER	197.4	5	8	MENU	189.4	6
8	20	VILLA	132.8	4	3	TARQUINI	197.0	5	9	O'YOUNG	189.4	3
9	10	TANIGUCHI	132.3	2	10	TANIGUCHI	197.0	2	10	TANIGUCHI	189.4	2
10	9	O'YOUNG	132.1	3	15	CORONEL	197.0	6	15	CORONEL	189.4	2
11	17	NYKJAER	131.8	4	25	BENNANI	196.7	2	20	VILLA	189.4	5
12	5	MICHELISZ	130.7	5	74	ORIOLA	196.3	4	25	BENNANI	189.4	1
13	3	TARQUINI	129.9	6	4	DUDUKALO	196.0	3	74	ORIOLA	189.1	2
14	18	MONTEIRO	128.4	4	8	MENU	196.0	6	3	TARQUINI	188.8	4
15	7	BARTH	126.9	3	12	ENGSTLER	195.6	2	18	MONTEIRO	188.4	2
16	4	DUDUKALO	125.8	7	18	MONTEIRO	195.2	6	4	DUDUKALO	187.8	2
17	12	ENGSTLER	125.0	4	20	VILLA	194.9	4	12	ENGSTLER	187.8	4
18	25	BENNANI	124.2	4	35	SONDEREGGE	193.8	5	35	SONDEREGGE	183.0	2
19	35	SONDEREGGE	122.3	5	7	BARTH	182.1	2	7	BARTH	171.7	1



Weather/Track: Cloud 12C/Dry 17C



Circuit Length - 5.403 kilometres
Brno
Automotodrom Brno

2011 FIA World Touring Car Championship Warm Up - Best Sector Times Report

POS	NO	SECTOR 1		SECTOR 2		SECTOR 3		IDEAL/BEST LAP COMPARISON							
		TIME	LAP	NO	TIME	LAP	NO	TIME	LAP	NO	NAME	IDEAL	BEST	LAP	DIFF
1	30	34.158	3	30	48.919	3	1	46.963	4	1	MULLER	2:10.088	2:10.228	4	+ 0.140
2	1	34.181	4	1	48.944	3	2	47.099	5	30	DAHLGREN	2:10.277	2:10.299	3	+ 0.022
3	2	34.215	4	2	49.134	4	5	47.179	3	2	HUFF	2:10.448	2:10.541	4	+ 0.093
4	8	34.274	3	17	49.183	5	30	47.200	4	5	MICHELISZ	2:10.823	2:10.869	5	+ 0.046
5	5	34.339	5	5	49.305	5	17	47.206	5	17	NYKJAER	2:10.870	2:10.870	5	+ 0.000
6	15	34.376	4	8	49.306	3	8	47.340	4	8	MENU	2:10.920	2:10.963	3	+ 0.043
7	9	34.459	3	3	49.473	4	9	47.364	3	3	TARQUINI	2:11.378	2:11.408	4	+ 0.030
8	3	34.473	5	20	49.520	2	3	47.432	4	9	O'YOUNG	2:11.457	2:11.457	3	+ 0.000
9	17	34.481	5	9	49.634	3	15	47.480	7	15	CORONEL	2:11.511	2:11.643	4	+ 0.132
10	18	34.517	3	15	49.655	4	11	47.532	3	11	POULSEN	2:11.890	2:11.972	3	+ 0.082
11	11	34.548	4	18	49.676	3	18	47.726	2	18	MONTEIRO	2:11.919	2:12.209	3	+ 0.290
12	25	34.554	7	25	49.695	5	20	47.744	3	25	BENNANI	2:12.049	2:12.244	5	+ 0.195
13	12	34.629	5	12	49.789	2	12	47.792	4	20	VILLA	2:12.112	2:12.405	3	+ 0.293
14	74	34.789	3	11	49.810	5	25	47.800	4	12	ENGSTLER	2:12.210	2:12.525	4	+ 0.315
15	10	34.804	4	74	49.832	3	74	47.821	3	74	ORIOLA	2:12.442	2:12.442	3	+ 0.000
16	20	34.848	4	4	50.000	3	4	47.968	2	4	DUDUKALO	2:12.871	2:13.081	2	+ 0.210
17	4	34.903	6	10	50.363	3	10	48.029	2	10	TANIGUCHI	2:13.196	2:13.332	2	+ 0.136
18	35	36.194	6	7	51.162	2	35	49.860	4	35	SONDEREGG	2:17.776	2:18.343	6	+ 0.567
19	7	36.718	2	35	51.722	6	7	53.065	1	7	BARTH	2:20.945	2:26.081	2	+ 5.136

'Perfect Lap' - 2:10.040



Weather/Track: Cloud 12C/Dry 17C


Circuit Length - 5.403 kilometres
Brno
Automotodrom Brno

2011 FIA World Touring Car Championship

GRID FOR RACE 1

ROW 10	5	MICHELISZ	
ROW 9	18	MONTEIRO	7 BARTH
ROW 8	4	DUDUKALO	35 SONDEREGGER
ROW 7	74	ORIOLA	10 TANIGUCHI
ROW 6	20	VILLA	25 BENNANI
ROW 5	12	ENGSTLER	17 NYKJAER
ROW 4	3	TARQUINI	9 O'YOUNG
ROW 3	30	DAHLGREN	11 POULSEN
ROW 2	15	CORONEL	8 MENU
ROW 1	1	MULLER	2 HUFF

POLE



Cars 7 and 18 allowed to participate in race (Stewards' decisions 2 & 3 refer)
Car 5 to start from back of grid (Stewards' decision 4 refers)

Brno
Circuit Length = 5.4030 km.

Race Director:	Steward:	Timekeeper:
----------------	----------	-------------

2011 FIA World Touring Car Championship
RACE 1 - PROVISIONAL CLASSIFICATION

POS	NO	CLS	DRIVER / TEAM	NAT	CAR	TIME	LAPS	GAP	KPH	BEST
1	2		Robert HUFF	GBR	Chevrolet Cruze 1.6T	21:59.507	10		147.41	2:10.863
2	1		Yvan MULLER	FRA	Chevrolet Cruze 1.6T	22:00.365	10	0.858	147.31	2:10.941
3	8		Alain MENU	CHE	Chevrolet Cruze 1.6T	22:11.204	10	11.697	146.11	2:11.977
4	15		Tom CORONEL	NLD	BMW 320 TC	22:12.533	10	13.026	145.96	2:12.240
5	11	Y	Kristian POULSEN	DNK	BMW 320 TC	22:13.279	10	13.772	145.88	2:12.305
6	30		Robert DAHLGREN	SWE	Volvo C30 Drive	22:13.860	10	14.353	145.82	2:12.343
7	9	Y	Darryl O'YOUNG	CHN	Chevrolet Cruze 1.6T	22:20.795	10	21.288	145.06	2:12.487
8	5	Y	Norbert MICHELISZ	HUN	BMW 320 TC	22:21.091	10	21.584	145.03	2:11.797
9	20	Y	Javier VILLA	ESP	BMW 320 TC	22:22.943	10	23.436	144.83	2:12.140
10	17	Y	Michel NYKJAER	DNK	Sunred SR Leon 1.6T	22:23.238	10	23.731	144.80	2:11.991
11	25	Y	Mehdi BENNANI	MAR	BMW 320 TC	22:23.653	10	24.146	144.76	2:12.743
12	18		Tiago MONTEIRO	PRT	Sunred SR Leon 1.6T	22:27.131	10	27.624	144.38	2:12.931
13	74	Y	Pepe ORIOLA	ESP	Sunred SR Leon 1.6T	22:29.303	10	29.796	144.15	2:12.929
14	4	Y	Aleksei DUDUKALO	RUS	SEAT Leon 2.0 TDI	22:33.716	10	34.209	143.68	2:13.740
15	10	Y	Yukinori TANIGUCHI	JPN	Chevrolet Cruze 1.6T	22:34.335	10	34.828	143.61	2:13.338
16	12	Y	Franz ENGSTLER	DEU	BMW 320 TC	22:38.545	10	39.038	143.17	2:13.142
17	35	Y	Urs SONDEREGGER	CHE	BMW 320 TC	23:08.400	10	1:08.893	140.09	2:17.383

NOT CLASSIFIED

3			Gabriele TARQUINI	ITA	Sunred SR Leon 1.6T	22:29.743	6	N.C.F.	86.46	2:11.516
7	Y		Fredy BARTH	CHE	Sunred SR Leon 1.6T	18:19.307	3	D.N.F.	53.08	

FASTEST LAP

2			Robert HUFF		Chevrolet Cruze 1.6T	2:10.863	3	92.35mph	148.63kph	
5	Y		Norbert MICHELISZ		BMW 320 TC	2:11.797	3	91.70mph	147.58kph	

Subject to Technical Scrutineering. For Media Information Purposes - No Regulatory Value.

Weather/Track: Sun 18C/Dry 33C

Brno

Circuit Length = 5.4030 km.

Start: 13:03 End: 13:25

Race Director:	Steward:	Timekeeper:	Issued at:
----------------	----------	-------------	------------

2011 FIA World Touring Car Championship
RACE 1 RESULT

POS	NO	CLS	DRIVER / TEAM	NAT	CAR	TIME	LAPS	GAP	KPH	BEST
1	2		Robert HUFF	GBR	Chevrolet Cruze 1.6T	21:59.507	10		147.41	2:10.863
2	1		Yvan MULLER	FRA	Chevrolet Cruze 1.6T	22:00.365	10	0.858	147.31	2:10.941
3	8		Alain MENU	CHE	Chevrolet Cruze 1.6T	22:11.204	10	11.697	146.11	2:11.977
4	15		Tom CORONEL	NLD	BMW 320 TC	22:12.533	10	13.026	145.96	2:12.240
5	11	Y	Kristian POULSEN	DNK	BMW 320 TC	22:13.279	10	13.772	145.88	2:12.305
6	30		Robert DAHLGREN	SWE	Volvo C30 Drive	22:13.860	10	14.353	145.82	2:12.343
7	9	Y	Darryl O'YOUNG	CHN	Chevrolet Cruze 1.6T	22:20.795	10	21.288	145.06	2:12.487
8	5	Y	Norbert MICHELISZ	HUN	BMW 320 TC	22:21.091	10	21.584	145.03	2:11.797
9	20	Y	Javier VILLA	ESP	BMW 320 TC	22:22.943	10	23.436	144.83	2:12.140
10	17	Y	Michel NYKJAER	DNK	Sunred SR Leon 1.6T	22:23.238	10	23.731	144.80	2:11.991
11	25	Y	Mehdi BENNANI	MAR	BMW 320 TC	22:23.653	10	24.146	144.76	2:12.743
12	18		Tiago MONTEIRO	PRT	Sunred SR Leon 1.6T	22:27.131	10	27.624	144.38	2:12.931
13	74	Y	Pepe ORIOLA	ESP	Sunred SR Leon 1.6T	22:29.303	10	29.796	144.15	2:12.929
14	4	Y	Aleksei DUDUKALO	RUS	SEAT Leon 2.0 TDI	22:33.716	10	34.209	143.68	2:13.740
15	10	Y	Yukinori TANIGUCHI	JPN	Chevrolet Cruze 1.6T	22:34.335	10	34.828	143.61	2:13.338
16	12	Y	Franz ENGSTLER	DEU	BMW 320 TC	22:38.545	10	39.038	143.17	2:13.142
17	35	Y	Urs SONDEREGGER	CHE	BMW 320 TC	23:08.400	10	1:08.893	140.09	2:17.383

NOT CLASSIFIED

3			Gabriele TARQUINI	ITA	Sunred SR Leon 1.6T	22:29.743	6	N.C.F.	86.46	2:11.516
7	Y		Fredy BARTH	CHE	Sunred SR Leon 1.6T	18:19.307	3	D.N.F.	53.08	

FASTEST LAP

2			Robert HUFF		Chevrolet Cruze 1.6T	2:10.863	3	92.35mph	148.63kph	
5	Y		Norbert MICHELISZ		BMW 320 TC	2:11.797	3	91.70mph	147.58kph	

Brno

Circuit Length = 5.4030 km.

Start: 13:03 End: 13:25

Weather/Track: Sun 18C/Dry 33C

Steward:	Steward:	Steward:	Issued at:
----------	----------	----------	------------

2011 FIA World Touring Car Championship

Race 1 - Sector Analysis Report

Lap S1 Time S1 Spd S2 Time S2 Spd S3 Time S3 Spd Lap Time Pit Lap S1 Time S1 Spd S2 Time S2 Spd S3 Time S3 Spd Lap Time Pit

1 MULLER							FRA Chevrolet Cruze 1.6T								
1	38.420	128.4	49.969	194.9	47.379	189.8	2:15.768	7	34.237	132.5	49.846	198.5	47.559	189.4	2:11.642
2	34.442	134.1	49.227	198.8	47.435	190.1	2:11.104	8	34.343	131.8	49.852	198.8	47.737	188.8	2:11.932
3	34.161	135.3	49.521	198.8	47.259	190.4	2:10.941	9	34.401	133.4	49.853	197.8	47.700	190.1	2:11.954
4	34.091	134.6	49.699	199.6	47.599	189.4	2:11.389	10	34.383	135.0	50.044	198.1	47.831	188.1	2:12.258
5	34.182	132.6	49.772	198.8	47.630	189.1	2:11.584								
6	34.347	134.3	49.823	198.8	47.623	189.8	2:11.793								

2 HUFF							GBR Chevrolet Cruze 1.6T								
1	38.252	132.0	49.740	197.0	47.310	189.8	2:15.302	7	34.465	131.7	49.845	197.8	47.610	189.1	2:11.920
2	34.349	133.0	49.203	198.1	47.379	190.1	2:10.931	8	34.474	131.0	49.740	197.8	47.739	189.1	2:11.953
3	34.249	135.3	49.318	200.0	47.296	190.1	2:10.863	9	34.577	130.7	49.663	197.4	47.619	189.8	2:11.859
4	34.253	132.8	49.499	198.5	47.591	190.1	2:11.343	10	34.430	133.1	49.829	197.8	47.965	188.8	2:12.224
5	34.357	133.0	49.529	198.1	47.615	189.4	2:11.501								
6	34.416	132.8	49.594	198.8	47.601	190.1	2:11.611								

3 TARQUINI							ITA Sunred SR Leon 1.6T								
1	54.039	98.5	58.368	170.6	1:06.021		2:58.428 Pit	5	5:38.394	130.2	50.112	196.7	48.875	189.4	7:17.381
2	3:42.567	125.7	50.506	196.3	47.750	188.8	5:20.823	6	34.381	131.2	50.078	194.9	50.011	170.8	2:14.470
3	34.298	132.8	49.549	197.0	47.669	187.8	2:11.516								
4	34.722	116.0	52.866	191.4	59.537		2:27.125 Pit								

4 DUDUKALO							RUS SEAT Leon 2.0 TDI							Y	
1	41.327		51.678	193.5	49.120	186.2	2:22.125	7	35.084	128.5	50.715	194.9	48.625	185.8	2:14.424
2	35.051	132.1	50.094	198.1	48.687	188.8	2:13.832	8	35.311	124.7	50.653	196.0	51.653	181.8	2:17.617
3	35.053	124.8	50.521	196.3	48.166	188.8	2:13.740	9	35.349	124.8	50.748	195.6	48.715	187.8	2:14.812
4	34.965	125.7	50.728	196.7	48.339	188.1	2:14.032	10	35.115	125.2	50.879	194.2	48.756	185.5	2:14.750
5	35.150	130.1	50.547	196.7	48.525	188.4	2:14.222								
6	35.190	127.6	50.596	196.3	48.376	186.5	2:14.162								

5 MICHELISZ							HUN BMW 320 TC							Y	
1	41.483		51.522	198.1	47.793	192.1	2:20.798	7	34.829	130.4	50.896	198.8	48.218	190.8	2:13.943
2	34.715	130.5	50.585	200.0	47.788	191.1	2:13.088	8	34.753	128.4	51.448	198.8	48.580	187.1	2:14.781
3	34.319	129.8	49.995	199.6	47.483	191.1	2:11.797	9	34.580	133.6	50.266	198.8	48.886	190.1	2:13.732
4	34.412	130.4	50.160	200.7	47.905	190.4	2:12.477	10	34.675	122.3	51.937	197.8	47.985	189.8	2:14.597
5	34.523	130.4	50.175	200.3	48.201	184.3	2:12.899								
6	34.934	129.8	50.213	199.6	47.832	190.8	2:12.979								

7 BARTH							CHE Sunred SR Leon 1.6T							Y	
1	43.808	127.8	52.456	179.1	59.362		2:35.626 Pit	3	4:32.916	125.8	51.186	180.6	58.038		6:22.140 Pit
2	7:31.546	126.3	50.790	182.1	59.205		9:21.541 Pit								



Weather/Track: Sun 18C/Dry 33C

Circuit Length - 5.403 kilometres

Brno
Automotodrom Brno

2011 FIA World Touring Car Championship

Race 1 - Sector Analysis Report

Lap S1 Time S1 Spd S2 Time S2 Spd S3 Time S3 Spd Lap Time Pit Lap S1 Time S1 Spd S2 Time S2 Spd S3 Time S3 Spd Lap Time Pit

8 MENU CHE							Chevrolet Cruze 1.6T								
1	39.429	122.4	50.685	194.5	47.579	188.8	2:17.693	7	34.732	130.1	50.103	198.5	48.021	189.8	2:12.856
2	34.749	132.5	49.701	198.8	47.606	190.8	2:12.056	8	34.765	132.3	49.829	196.3	47.978	188.4	2:12.572
3	34.653	133.0	49.851	198.8	47.473	190.8	2:11.977	9	34.585	133.4	49.880	196.7	47.859	188.4	2:12.324
4	34.678	130.9	49.919	198.5	47.810	190.1	2:12.407	10	34.717	124.7	50.258	197.4	48.531	185.8	2:13.506
5	34.781	127.5	50.380	198.5	47.931	189.1	2:13.092								
6	34.798	127.6	50.062	197.8	47.861	189.4	2:12.721								

9 O'YOUNG CHN							Chevrolet Cruze 1.6T							Y		
1	39.524	128.2	50.796	197.4	47.597	191.8	2:17.917	7	34.806	126.9	50.718	197.4	48.251	188.4	2:13.775	
2	34.826	131.5	49.998	198.1	47.731	190.1	2:12.555	8	34.692	131.8	51.186	197.8	48.810	187.5	2:14.688	
3	34.374	130.9	50.361	199.6	47.752	190.4	2:12.487	9	34.689	133.4	50.670	196.3	48.803	188.8	2:14.162	
4	34.412	132.0	50.399	197.4	48.251	190.4	2:13.062	10	34.613	129.3	51.473	196.3	48.407	187.1	2:14.493	
5	34.646	131.7	50.528	196.3	48.904	189.4	2:14.078									
6	34.652	128.8	50.578	197.0	48.348	189.4	2:13.578									

10 TANIGUCHI JPN							Chevrolet Cruze 1.6T							Y		
1	41.869	123.8	51.838	197.4	48.759	188.1	2:22.466	7	34.715	129.9	51.060	196.0	48.549	187.5	2:14.324	
2	35.957	132.6	50.349	195.6	48.086	190.4	2:14.392	8	35.214	126.0	50.773	196.7	51.291	181.8	2:17.278	
3	34.615	131.7	50.369	196.7	48.354	189.8	2:13.338	9	35.509	124.7	50.899	196.3	48.777	187.1	2:15.185	
4	34.881	130.2	50.776	199.2	48.530	187.8	2:14.187	10	34.984	129.9	50.994	196.0	48.889	184.3	2:14.867	
5	34.881	127.6	50.757	197.0	48.379	189.4	2:14.017									
6	35.043	127.2	50.867	195.2	48.371	188.8	2:14.281									

11 POULSEN DNK							BMW 320 TC							Y		
1	39.276	133.3	50.275	198.1	47.547	191.4	2:17.098	7	34.669	129.3	50.141	197.8	48.038	189.4	2:12.848	
2	34.765	131.2	49.907	197.8	47.809	190.4	2:12.481	8	35.074	126.7	50.394	197.8	47.919	190.1	2:13.387	
3	34.783	119.8	50.431	198.5	47.529	191.1	2:12.743	9	34.849	132.5	50.295	198.5	48.052	190.1	2:13.196	
4	34.578	132.1	49.843	199.2	47.884	190.4	2:12.305	10	34.698	133.6	50.328	198.5	48.345	187.5	2:13.371	
5	34.741	131.8	50.347	198.1	47.851	190.4	2:12.939									
6	34.797	130.9	50.228	197.4	47.886	189.8	2:12.911									

12 ENGSTLER DEU							BMW 320 TC							Y		
1	40.117	127.3	50.990	196.7	48.819	187.5	2:19.926	7	34.754	122.3	50.202	195.2	48.186	187.1	2:13.142	
2	35.048	124.2	50.475	197.4	47.938	188.8	2:13.461	8	34.856	126.4	50.478	196.0	48.274	189.1	2:13.608	
3	34.539	128.8	50.735	197.8	47.877	189.1	2:13.151	9	35.651	127.9	50.788	197.4	48.080	190.8	2:14.519	
4	34.557	123.8	50.181	198.5	48.432	188.1	2:13.170	10	34.807	125.7	50.880	196.3	1:04.613	174.1	2:30.300	
5	34.896	125.0	50.272	197.4	48.379	187.8	2:13.547									
6	34.879	125.7	50.733	195.2	48.109	187.1	2:13.721									



Weather/Track: Sun 18C/Dry 33C

Circuit Length - 5.403 kilometres
Brno
Automotodrom Brno

2011 FIA World Touring Car Championship Race 1 - Sector Analysis Report

Lap S1 Time S1 Spd S2 Time S2 Spd S3 Time S3 Spd Lap Time Pit Lap S1 Time S1 Spd S2 Time S2 Spd S3 Time S3 Spd Lap Time Pit

15 CORONEL NLD BMW 320 TC															
1	39.167	127.0	50.065	197.0	47.712	189.8	2:16.944	7	34.829	134.3	50.103	196.7	48.037	186.5	2:12.969
2	34.653	133.0	49.794	197.8	47.824	187.1	2:12.271	8	35.576	133.4	50.223	197.4	48.030	188.1	2:13.829
3	34.703	129.9	49.860	198.5	47.677	188.8	2:12.240	9	34.917	132.6	50.126	197.8	47.938	189.1	2:12.981
4	34.648	133.0	49.986	197.8	47.756	187.8	2:12.390	10	34.817	132.1	50.357	197.8	48.032	186.8	2:13.206
5	34.897	131.2	50.275	198.5	47.870	188.1	2:13.042								
6	34.849	133.3	49.932	197.0	47.880	187.5	2:12.661								

17 NYKJAER DNK Sunred SR Leon 1.6T Y															
1	40.800	123.5	50.560	198.5	48.060	188.1	2:19.420	7	34.667	128.4	50.983	197.0	48.071	189.4	2:13.721
2	34.358	133.6	49.768	199.2	47.865	189.1	2:11.991	8	34.659	129.0	51.233	197.0	49.388	186.2	2:15.280
3	34.573	133.9	49.912	197.8	47.909	188.8	2:12.394	9	35.038	131.0	50.421	195.2	48.367	189.1	2:13.826
4	34.735	133.3	50.351	197.4	47.985	188.4	2:13.071	10	34.882	131.8	51.790	193.8	49.816	183.6	2:16.488
5	34.722	130.1	50.147	195.6	49.008	186.2	2:13.877								
6	34.669	132.1	50.228	197.4	48.273	190.1	2:13.170								

18 MONTEIRO PRT Sunred SR Leon 1.6T															
1	41.017	130.4	51.392	195.6	47.862	188.4	2:20.271	7	34.949	127.0	50.589	193.8	48.388	185.2	2:13.926
2	34.926	127.5	50.707	197.0	48.571	187.1	2:14.204	8	35.009	126.7	50.561	194.5	48.502	186.2	2:14.072
3	34.711	129.4	50.167	196.0	48.053	187.5	2:12.931	9	34.896	125.5	50.799	193.5	48.560	186.8	2:14.255
4	34.768	129.3	50.660	196.3	48.272	187.1	2:13.700	10	35.002	128.1	50.615	194.5	49.814	184.9	2:15.431
5	35.128	125.7	50.619	194.9	48.586	185.2	2:14.333								
6	35.088	126.6	50.707	194.9	48.213	186.2	2:14.008								

20 VILLA ESP BMW 320 TC Y															
1	40.637	130.2	51.082	197.8	48.421	189.1	2:20.140	7	34.730	131.7	50.535	198.1	48.328	189.8	2:13.593
2	34.544	135.3	50.095	197.8	47.696	189.4	2:12.335	8	34.774	129.6	51.415	197.8	48.517	188.4	2:14.706
3	34.619	133.6	49.934	197.0	47.587	191.1	2:12.140	9	35.227	129.9	50.468	196.0	48.331	189.4	2:14.026
4	34.668	132.0	49.978	197.8	47.898	190.1	2:12.544	10	34.839	126.3	51.589	196.7	49.424	185.2	2:15.852
5	34.848	128.1	50.125	197.0	48.957	184.6	2:13.930								
6	35.181	122.8	50.374	197.0	48.122	189.4	2:13.677								

25 BENNANI MAR BMW 320 TC Y															
1	41.171	129.6	52.374	196.3	48.443	186.2	2:21.988	7	34.640	127.9	50.045	196.7	48.058	188.8	2:12.743
2	34.824	128.4	50.031	198.8	48.440	189.8	2:13.295	8	34.471	123.4	50.456	198.1	48.091	189.4	2:13.018
3	34.805	120.8	50.101	197.8	48.041	190.4	2:12.947	9	34.749	133.3	50.749	197.0	48.038	190.1	2:13.536
4	34.643	126.0	50.275	198.1	48.380	188.8	2:13.298	10	34.546	124.2	51.266	195.6	49.886	184.3	2:15.698
5	34.863	121.0	50.762	197.4	48.572	187.5	2:14.197								
6	34.637	131.5	50.429	196.3	47.867	188.4	2:12.933								



Weather/Track: Sun 18C/Dry 33C

Circuit Length - 5.403 kilometres

Brno
Automotodrom Brno

Printed at 13:30, Sunday, 19 June, 2011

© MST Systems Ltd, 2005 (www.mstworld.com)

Page 3

2011 FIA World Touring Car Championship Race 1 - Sector Analysis Report

Lap S1 Time S1 Spd S2 Time S2 Spd S3 Time S3 Spd Lap Time Pit Lap S1 Time S1 Spd S2 Time S2 Spd S3 Time S3 Spd Lap Time Pit

30 DAHLGREN						SWE		Volvo C30 Drive							
1	39.813		50.877	198.8	47.495	192.5	2:18.185	7	34.686	132.3	50.151	199.2	47.667	190.8	2:12.504
2	34.855	130.4	50.053	199.6	47.786	190.4	2:12.694	8	34.713	130.5	50.511	198.1	47.936	190.4	2:13.160
3	34.454	130.9	50.157	200.3	47.732	191.8	2:12.343	9	34.619	131.3	50.341	199.2	47.978	191.1	2:12.938
4	34.581	128.1	50.120	197.4	48.297	190.8	2:12.998	10	34.658	130.5	50.500	199.2	47.904	189.8	2:13.062
5	34.786	128.1	50.313	200.0	48.283	189.4	2:13.382								
6	34.610	131.8	50.075	198.5	47.909	189.8	2:12.594								

35 SONDEREGGER						CHE		BMW 320 TC						Y	
1	43.166	123.0	52.494	191.8	50.430	181.5	2:26.090	7	35.967	122.7	51.599	192.5	49.817	182.1	2:17.383
2	36.095	126.6	52.007	191.8	50.349	181.8	2:18.451	8	36.079	121.7	51.849	191.8	50.271	180.9	2:18.199
3	36.299	125.2	51.840	193.8	49.698	182.1	2:17.837	9	35.713	126.7	52.295	193.2	50.238	182.4	2:18.246
4	36.023	123.7	51.753	193.5	49.687	181.2	2:17.463	10	36.174	124.5	52.070	192.5	50.121	180.9	2:18.365
5	36.045	127.0	51.789	194.5	49.884	182.4	2:17.718								
6	36.073	123.8	52.552	190.4	50.023	181.8	2:18.648								

74 ORIOLA						ESP		Sunred SR Leon 1.6T						Y	
1	40.732	134.8	51.964	197.4	47.985	190.8	2:20.681	7	34.858	132.5	50.396	197.0	48.544	186.8	2:13.798
2	35.156	127.2	50.776	197.8	48.398	188.4	2:14.330	8	35.040	132.6	50.500	197.4	48.648	187.1	2:14.188
3	34.693	132.3	50.078	199.2	48.158	189.1	2:12.929	9	35.061	132.1	50.711	196.7	48.864	187.5	2:14.636
4	35.214	119.8	50.794	198.5	48.844	188.1	2:14.852	10	34.983	130.5	51.019	196.7	49.708	185.2	2:15.710
5	34.906	131.5	50.770	197.0	48.348	188.1	2:14.024								
6	34.913	133.8	50.673	197.4	48.569	187.1	2:14.155								



Weather/Track: Sun 18C/Dry 33C

Circuit Length - 5.403 kilometres

Brno
Automotodrom Brno

2011 FIA World Touring Car Championship Race 1 - Best Sector Speeds Report

SECTOR 1				SECTOR 2				SECTOR 3				
POS	NO	NAME	SPEED	LAP	NO	NAME	SPEED	LAP	NO	NAME	SPEED	LAP
1	1	MULLER	135.3	3	5	MICHELISZ	200.7	4	30	DAHLGREN	192.5	1
2	2	HUFF	135.3	3	30	DAHLGREN	200.3	3	5	MICHELISZ	192.1	1
3	20	VILLA	135.3	2	2	HUFF	200.0	3	9	O'YOUNG	191.8	1
4	74	ORIOLA	134.8	1	1	MULLER	199.6	4	11	POULSEN	191.4	1
5	15	CORONEL	134.3	7	9	O'YOUNG	199.6	3	20	VILLA	191.1	3
6	17	NYKJAER	133.9	3	10	TANIGUCHI	199.2	4	8	MENU	190.8	2
7	5	MICHELISZ	133.6	9	11	POULSEN	199.2	4	12	ENGSTLER	190.8	9
8	11	POULSEN	133.6	10	17	NYKJAER	199.2	2	74	ORIOLA	190.8	1
9	8	MENU	133.4	9	74	ORIOLA	199.2	3	1	MULLER	190.4	3
10	9	O'YOUNG	133.4	9	8	MENU	198.8	2	10	TANIGUCHI	190.4	2
11	25	BENNANI	133.3	9	25	BENNANI	198.8	2	25	BENNANI	190.4	3
12	3	TARQUINI	132.8	3	12	ENGSTLER	198.5	4	2	HUFF	190.1	2
13	10	TANIGUCHI	132.6	2	15	CORONEL	198.5	3	17	NYKJAER	190.1	6
14	30	DAHLGREN	132.3	7	4	DUDUKALO	198.1	2	15	CORONEL	189.8	1
15	4	DUDUKALO	132.1	2	20	VILLA	198.1	7	3	TARQUINI	189.4	5
16	18	MONTEIRO	130.4	1	3	TARQUINI	197.0	3	4	DUDUKALO	188.8	2
17	12	ENGSTLER	128.8	3	18	MONTEIRO	197.0	2	18	MONTEIRO	188.4	1
18	7	BARTH	127.8	1	35	SONDEREGGE	194.5	5	35	SONDEREGGE	182.4	5
19	35	SONDEREGGE	127.0	5	7	BARTH	182.1	2				



Weather/Track: Sun 18C/Dry 33C



Circuit Length - 5.403 kilometres
Brno
Automotodrom Brno

2011 FIA World Touring Car Championship Race 1 - Best Sector Times Report

POS	SECTOR 1			SECTOR 2			SECTOR 3			NAME	IDEAL/BEST LAP COMPARISON				
	NO	TIME	LAP	NO	TIME	LAP	NO	TIME	LAP		NO	IDEAL	BEST	LAP	DIFF
1	1	34.091	4	2	49.203	2	1	47.259	3	1	MULLER	2:10.577	2:10.941	3	+ 0.364
2	2	34.249	3	1	49.227	2	2	47.296	3	2	HUFF	2:10.748	2:10.863	3	+ 0.115
3	3	34.298	3	3	49.549	3	8	47.473	3	3	TARQUINI	2:11.516	2:11.516	3	+ 0.000
4	5	34.319	3	8	49.701	2	5	47.483	3	8	MENU	2:11.759	2:11.977	3	+ 0.218
5	17	34.358	2	17	49.768	2	30	47.495	1	5	MICHELISZ	2:11.797	2:11.797	3	+ 0.000
6	9	34.374	3	15	49.794	2	11	47.529	3	11	POULSEN	2:11.950	2:12.305	4	+ 0.355
7	30	34.454	3	11	49.843	4	20	47.587	3	9	O'YOUNG	2:11.969	2:12.487	3	+ 0.518
8	25	34.471	8	20	49.934	3	9	47.597	1	17	NYKJAER	2:11.991	2:11.991	2	+ 0.000
9	12	34.539	3	5	49.995	3	3	47.669	3	30	DAHLGREN	2:12.002	2:12.343	3	+ 0.341
10	20	34.544	2	9	49.998	2	15	47.677	3	20	VILLA	2:12.065	2:12.140	3	+ 0.075
11	11	34.578	4	25	50.031	2	18	47.862	1	15	CORONEL	2:12.119	2:12.240	3	+ 0.121
12	8	34.585	9	30	50.053	2	17	47.865	2	25	BENNANI	2:12.369	2:12.743	7	+ 0.374
13	10	34.615	3	74	50.078	3	25	47.867	6	12	ENGSTLER	2:12.597	2:13.142	7	+ 0.545
14	15	34.648	4	4	50.094	2	12	47.877	3	18	MONTEIRO	2:12.740	2:12.931	3	+ 0.191
15	74	34.693	3	18	50.167	3	74	47.985	1	74	ORIOLO	2:12.756	2:12.929	3	+ 0.173
16	18	34.711	3	12	50.181	4	10	48.086	2	10	TANIGUCHI	2:13.050	2:13.338	3	+ 0.288
17	4	34.965	4	10	50.349	2	4	48.166	3	4	DUDUKALO	2:13.225	2:13.740	3	+ 0.515
18	35	35.713	9	7	50.790	2	35	49.687	4	35	SONDEREGG	2:16.999	2:17.383	7	+ 0.384
19	7	43.808	1	35	51.599	7	7	58.038	3	7	BARTH	2:32.636	2:35.626	1	+ 2.990

'Perfect Lap' - 2:10.553



Weather/Track: Sun 18C/Dry 33C



Circuit Length - 5.403 kilometres
Brno
Automotodrom Brno

2011 FIA World Touring Car Championship

RACE 1 - LAP CHART

Lap 1			Lap 2			Lap 3			Lap 4			Lap 5		
No	Behind	Laptime	No	Behind	Laptime	No	Behind	Laptime	No	Behind	Laptime	No	Behind	Laptime
2		2:15.302	2		2:10.931	2		2:10.863	2		2:11.343	2		2:11.501
1	0.466	2:15.768	1	0.639	2:11.104	1	0.717	2:10.941	1	0.763	2:11.389	1	0.846	2:11.584
15	1.642	2:16.944	15	2.982	2:12.271	15	4.359	2:12.240	15	5.406	2:12.390	15	6.947	2:13.042
11	1.796	2:17.098	11	3.346	2:12.481	8	4.630	2:11.977	8	5.694	2:12.407	8	7.285	2:13.092
8	2.391	2:17.693	8	3.516	2:12.056	11	5.226	2:12.743	11	6.188	2:12.305	11	7.626	2:12.939
9	2.615	2:17.917	9	4.239	2:12.555	9	5.863	2:12.487	9	7.582	2:13.062	30	9.662	2:13.382
30	2.883	2:18.185	30	4.646	2:12.694	30	6.126	2:12.343	30	7.781	2:12.998	9	10.159	2:14.078
17	4.118	2:19.420	17	5.178	2:11.991	17	6.709	2:12.394	17	8.437	2:13.071	17	10.813	2:13.877
12	4.624	2:19.926	20	6.242	2:12.335	20	7.519	2:12.140	20	8.720	2:12.544	5	11.119	2:12.899
20	4.838	2:20.140	12	7.154	2:13.461	5	8.587	2:11.797	5	9.721	2:12.477	20	11.149	2:13.930
18	4.969	2:20.271	5	7.653	2:13.088	12	9.442	2:13.151	12	11.269	2:13.170	12	13.315	2:13.547
74	5.379	2:20.681	18	8.242	2:14.204	18	10.310	2:12.931	18	12.667	2:13.700	18	15.499	2:14.333
5	5.496	2:20.798	74	8.778	2:14.330	74	10.844	2:12.929	25	13.089	2:13.298	25	15.785	2:14.197
25	6.686	2:21.988	25	9.050	2:13.295	25	11.134	2:12.947	74	14.353	2:14.852	74	16.876	2:14.024
4	6.823	2:22.125	4	9.724	2:13.832	4	12.601	2:13.740	4	15.290	2:14.032	4	18.011	2:14.222
10	7.164	2:22.466	10	10.625	2:14.392	10	13.100	2:13.338	10	15.944	2:14.187	10	18.460	2:14.017
35	10.788	2:26.090	35	18.308	2:18.451	35	25.282	2:17.837	35	31.402	2:17.463	35	37.619	2:17.718
7	20.324	2:35.626P				3	1 LAP	5:20.823	3	1 LAP	2:11.516	7	3 LAPS	9:21.541P
3	43.126	2:58.428P										3	1 LAP	2:27.125P

Weather/Track: Sun 18C/Dry 33C

www.mstworld.com

Page 1 of 2

Brno
Circuit Length = 5.4030 km.
Start: 13:03 End: 13:25

Printed - 13:33 Sunday, 19 June 2011

2011 FIA World Touring Car Championship

RACE 1 - LAP CHART

(contd.)

Lap 6			Lap 7			Lap 8			Lap 9			Lap 10		
No	Behind	Laptime	No	Behind	Laptime	No	Behind	Laptime	No	Behind	Laptime	No	Behind	Laptime
2		2:11.611	2		2:11.920	2		2:11.953	2		2:11.859	2		2:12.224
1	1.028	2:11.793	1	0.750	2:11.642	1	0.729	2:11.932	1	0.824	2:11.954	1	0.858	2:12.258
15	7.997	2:12.661	15	9.046	2:12.969	8	9.950	2:12.572	8	10.415	2:12.324	8	11.697	2:13.506
8	8.395	2:12.721	8	9.331	2:12.856	15	10.922	2:13.829	15	12.044	2:12.981	15	13.026	2:13.206
11	8.926	2:12.911	11	9.854	2:12.848	11	11.288	2:13.387	11	12.625	2:13.196	11	13.772	2:13.371
30	10.645	2:12.594	30	11.229	2:12.504	30	12.436	2:13.160	30	13.515	2:12.938	30	14.353	2:13.062
9	12.126	2:13.578	9	13.981	2:13.775	9	16.716	2:14.688	9	19.019	2:14.162	9	21.288	2:14.493
17	12.372	2:13.170	17	14.173	2:13.721	5	17.338	2:14.781	5	19.211	2:13.732	5	21.584	2:14.597
5	12.487	2:12.979	5	14.510	2:13.943	17	17.500	2:15.280	17	19.467	2:13.826	20	23.436	2:15.852
20	13.215	2:13.677	20	14.888	2:13.593	20	17.641	2:14.706	20	19.808	2:14.026	17	23.731	2:16.488
12	15.425	2:13.721	12	16.647	2:13.142	12	18.302	2:13.608	25	20.672	2:13.536	25	24.146	2:15.698
25	17.107	2:12.933	25	17.930	2:12.743	25	18.995	2:13.018	12	20.962	2:14.519	18	27.624	2:15.431
18	17.896	2:14.008	18	19.902	2:13.926	18	22.021	2:14.072	18	24.417	2:14.255	74	29.796	2:15.710
74	19.420	2:14.155	74	21.298	2:13.798	74	23.533	2:14.188	74	26.310	2:14.636	3	4 LAPS	2:14.470
4	20.562	2:14.162	4	23.066	2:14.424	4	28.730	2:17.617	3	4 LAPS	7:17.381	4	34.209	2:14.750
10	21.130	2:14.281	10	23.534	2:14.324	10	28.859	2:17.278	4	31.683	2:14.812	10	34.828	2:14.867
35	44.656	2:18.648	35	50.119	2:17.383	7	5 LAPS	6:22.140P	10	32.185	2:15.185	12	39.038	2:30.300
						35	56.365	2:18.199	35	1:02.752	2:18.246	35	1:08.893	2:18.365

Weather/Track: Sun 18C/Dry 33C

www.mstworld.com


Page 2 of 2

Brno
Circuit Length = 5.4030 km.
Start: 13:03 End: 13:25

Printed - 13:33 Sunday, 19 June 2011

2011 FIA World Touring Car Championship

GRID FOR RACE 2

ROW 10		7 BARTH
ROW 9	5 MICHELISZ	18 MONTEIRO
ROW 8	35 SONDEREGGER	4 DUDUKALO
ROW 7	10 TANIGUCHI	74 ORIOLA
ROW 6	25 BENNANI	20 VILLA
ROW 5	30 DAHLGREN	2 HUFF
ROW 4	1 MULLER	11 POULSEN
ROW 3	8 MENU	9 O'YOUNG
ROW 2	3 TARQUINI	15 CORONEL
ROW 1	12 ENGSTLER	17 NYKJAER
POLE		
		

Car 7 to back of grid (Stewards' decisions 10 refers)
 Car 5 to start from back of grid (Stewards' decision 4 refers)

Brno
 Circuit Length = 5.4030 km.

Race Director:	Steward:	Timekeeper:
----------------	----------	-------------

2011 FIA World Touring Car Championship
RACE 2 - PROVISIONAL CLASSIFICATION

POS	NO	CLS	DRIVER / TEAM	NAT	CAR	TIME	LAPS	GAP	KPH	BEST
1	1		Yvan MULLER	FRA	Chevrolet Cruze 1.6T	22:08.247	10		146.44	2:11.640
2	15		Tom CORONEL	NLD	BMW 320 TC	22:12.430	10	4.183	145.98	2:11.962
3	8		Alain MENU	CHE	Chevrolet Cruze 1.6T	22:12.662	10	4.415	145.95	2:11.966
4	2		Robert HUFF	GBR	Chevrolet Cruze 1.6T	22:13.280	10	5.033	145.88	2:12.107
5	17	Y	Michel NYKJAER	DNK	Sunred SR Leon 1.6T	22:16.697	10	8.450	145.51	2:11.866
6	3		Gabriele TARQUINI	ITA	Sunred SR Leon 1.6T	22:17.365	10	9.118	145.44	2:12.153
7	20	Y	Javier VILLA	ESP	BMW 320 TC	22:17.628	10	9.381	145.41	2:12.579
8	11	Y	Kristian POULSEN	DNK	BMW 320 TC	22:19.630	10	11.383	145.19	2:12.515
9	30		Robert DAHLGREN	SWE	Volvo C30 Drive	22:19.874	10	11.627	145.16	2:12.196
10	25	Y	Mehdi BENNANI	MAR	BMW 320 TC	22:20.235	10	11.988	145.13	2:12.289
11	5	Y	Norbert MICHELISZ	HUN	BMW 320 TC	22:20.764	10	12.517	145.07	2:11.947
12	74	Y	Pepe ORIOLA	ESP	Sunred SR Leon 1.6T	22:28.213	10	19.966	144.27	2:13.284
13	18		Tiago MONTEIRO	PRT	Sunred SR Leon 1.6T	22:29.456	10	21.209	144.13	2:13.241
14	4	Y	Aleksei DUDUKALO	RUS	SEAT Leon 2.0 TDI	22:30.499	10	22.252	144.02	2:13.280
15	10	Y	Yukinori TANIGUCHI	JPN	Chevrolet Cruze 1.6T	22:33.056	10	24.809	143.75	2:13.272
16	7	Y	Fredy BARTH	CHE	Sunred SR Leon 1.6T	16:34.212	7	3 LAPS	136.94	2:14.013

NOT CLASSIFIED

9	Y	Darryl O'YOUNG	CHN	Chevrolet Cruze 1.6T	17:22.721	5	D.N.F.	93.26	2:12.364
12	Y	Franz ENGSTLER	DEU	BMW 320 TC	2:47.561	1	D.N.F.	116.08	
35	Y	Urs SONDEREGGER	CHE	BMW 320 TC		0	D.N.F.	N/A	

FASTEST LAP

1		Yvan MULLER		Chevrolet Cruze 1.6T	2:11.640	3	91.81mph	147.75kph
17	Y	Michel NYKJAER		Sunred SR Leon 1.6T	2:11.866	3	91.65mph	147.50kph

Subject to Technical Scrutineering. For Media Information Purposes - No Regulatory Value.

Weather/Track: Bright 19C/Dry 32C

Brno

Circuit Length = 5.4030 km.

Start: 15:14 End: 15:36

Race Director:	Steward:	Timekeeper:	Issued at:
----------------	----------	-------------	------------

2011 FIA World Touring Car Championship
RACE 2 RESULT

POS	NO	CLS	DRIVER / TEAM	NAT	CAR	TIME	LAPS	GAP	KPH	BEST
1	1		Yvan MULLER	FRA	Chevrolet Cruze 1.6T	22:08.247	10		146.44	2:11.640
2	15		Tom CORONEL	NLD	BMW 320 TC	22:12.430	10	4.183	145.98	2:11.962
3	8		Alain MENU	CHE	Chevrolet Cruze 1.6T	22:12.662	10	4.415	145.95	2:11.966
4	2		Robert HUFF	GBR	Chevrolet Cruze 1.6T	22:13.280	10	5.033	145.88	2:12.107
5	17	Y	Michel NYKJAER	DNK	Sunred SR Leon 1.6T	22:16.697	10	8.450	145.51	2:11.866
6	3		Gabriele TARQUINI	ITA	Sunred SR Leon 1.6T	22:17.365	10	9.118	145.44	2:12.153
7	20	Y	Javier VILLA	ESP	BMW 320 TC	22:17.628	10	9.381	145.41	2:12.579
8	11	Y	Kristian POULSEN	DNK	BMW 320 TC	22:19.630	10	11.383	145.19	2:12.515
9	30		Robert DAHLGREN	SWE	Volvo C30 Drive	22:19.874	10	11.627	145.16	2:12.196
10	25	Y	Mehdi BENNANI	MAR	BMW 320 TC	22:20.235	10	11.988	145.13	2:12.289
11	74	Y	Pepe ORIOLA	ESP	Sunred SR Leon 1.6T	22:28.213	10	19.966	144.27	2:13.284
12	18		Tiago MONTEIRO	PRT	Sunred SR Leon 1.6T	22:29.456	10	21.209	144.13	2:13.241
13	4	Y	Aleksei DUDUKALO	RUS	SEAT Leon 2.0 TDI	22:30.499	10	22.252	144.02	2:13.280
14	10	Y	Yukinori TANIGUCHI	JPN	Chevrolet Cruze 1.6T	22:33.056	10	24.809	143.75	2:13.272
15	5	Y	Norbert MICHELISZ	HUN	BMW 320 TC	22:50.764	10	42.517	141.89	2:11.947
16	7	Y	Fredy BARTH	CHE	Sunred SR Leon 1.6T	16:34.212	7	3 LAPS	136.94	2:14.013

NOT CLASSIFIED

9	Y	Darryl O'YOUNG	CHN	Chevrolet Cruze 1.6T	17:22.721	5	D.N.F.	93.26	2:12.364
12	Y	Franz ENGSTLER	DEU	BMW 320 TC	2:47.561	1	D.N.F.	116.08	
35	Y	Urs SONDEREGGER	CHE	BMW 320 TC		0	D.N.F.	N/A	

FASTEST LAP

1		Yvan MULLER		Chevrolet Cruze 1.6T	2:11.640	3	91.81mph	147.75kph
17	Y	Michel NYKJAER		Sunred SR Leon 1.6T	2:11.866	3	91.65mph	147.50kph

Car 5 - 30 second penalty (Stewards' decision no. 12 refers)

Weather/Track: Bright 19C/Dry 32C

Brno

Circuit Length = 5.4030 km.

Start: 15:14 End: 15:36

Steward:	Steward:	Steward:	Issued at:
----------	----------	----------	------------

2011 FIA World Touring Car Championship Race 2 - Sector Analysis Report

Lap S1 Time S1 Spd S2 Time S2 Spd S3 Time S3 Spd Lap Time Pit Lap S1 Time S1 Spd S2 Time S2 Spd S3 Time S3 Spd Lap Time Pit

1 MULLER						FRA		Chevrolet Cruze 1.6T								
1	41.795	134.4				1:36.493	187.8	2:18.288	7	34.343	134.8	49.813	200.0	47.782	187.5	2:11.938
2	34.516	125.8	50.575	189.8		47.658	190.1	2:12.749	8	34.531	135.5	49.950	199.6	47.780	188.1	2:12.261
3	34.011	134.3	49.881	199.6		47.748	188.1	2:11.640	9	34.515	135.0	49.809	200.3	47.904	186.5	2:12.228
4	34.399	133.6	49.888	200.3		47.739	188.1	2:12.026	10	34.773	133.9	50.009	198.5	48.542	185.5	2:13.324
5	34.558	132.5	49.724	198.8		47.606		2:11.888								
6	34.464	135.0	49.664	200.3		47.777	187.5	2:11.905								

2 HUFF						GBR		Chevrolet Cruze 1.6T								
1	42.558	126.3				1:37.460	189.1	2:20.018	7	34.464	130.5	50.181	200.7	48.103	189.4	2:12.748
2	34.174	133.9	49.673	199.2		48.260	191.1	2:12.107	8	34.607	130.9	50.328	200.0	47.978	190.1	2:12.913
3	34.191	133.0	49.889	199.6		48.086	188.8	2:12.166	9	34.580	132.1	50.855	200.3	47.959	188.1	2:13.394
4	34.194	135.6	49.916	200.0		48.220	184.6	2:12.330	10	34.621	128.5	50.225	200.3	48.200	188.1	2:13.046
5	34.682	130.9	49.823	200.3		47.774	188.1	2:12.279								
6	34.430	131.7	49.897	200.0		47.952	189.8	2:12.279								

3 TARQUINI						ITA		Sunred SR Leon 1.6T								
1	42.083	122.7				1:37.247	188.1	2:19.330	7	35.176	129.9	50.166	198.5	48.251	185.5	2:13.593
2	34.438	132.1	49.775	197.8		47.940	188.4	2:12.153	8	34.827	128.7	50.288	197.4	48.065	188.1	2:13.180
3	34.413	132.0	49.824	196.7		48.975	185.8	2:13.212	9	34.730	129.9	50.345	198.5	48.118	185.8	2:13.193
4	34.460	131.3	50.077	197.8		48.010	186.5	2:12.547	10	34.798	131.7	50.217	197.4	48.344	186.2	2:13.359
5	34.803	131.3	50.430	198.8		48.082	186.2	2:13.315								
6	34.724	131.7	50.261	197.0		48.498	185.2	2:13.483								

4 DUDUKALO						RUS		SEAT Leon 2.0 TDI						Y		
1	44.646	128.7				1:39.070	185.5	2:23.716	7	35.160	128.8	50.628	197.0	48.448	184.6	2:14.236
2	34.750	127.8	50.394	197.0		48.193	188.1	2:13.337	8	35.201	129.6	50.674	197.8	48.525	186.8	2:14.400
3	34.797	122.3	50.452	196.0		48.031	185.5	2:13.280	9	35.208	128.2	50.724	196.7	48.548	183.6	2:14.480
4	34.975	129.3	50.406	197.4		48.497	185.5	2:13.878	10	35.234	130.5	50.624	197.8	48.714	186.2	2:14.572
5	35.002	129.3	50.536	196.3		48.567	186.5	2:14.105								
6	35.243	125.4	50.629	197.0		48.623	184.9	2:14.495								

5 MICHELISZ						HUN		BMW 320 TC						Y		
1	44.232	126.1				1:38.669	188.8	2:22.901	7	34.508	129.9	50.540	200.3	47.956	190.1	2:13.004
2	34.704	123.7	50.127	199.2		47.623	190.4	2:12.454	8	34.542	126.4	50.569	201.1	47.951	191.1	2:13.062
3	34.322	131.5	49.856	200.7		47.769	190.8	2:11.947	9	34.614	128.1	50.507	202.2	47.883	190.1	2:13.004
4	34.508	135.1	50.383	198.8		48.319	190.1	2:13.210	10	34.818	128.4	51.135	200.3	48.037	189.8	2:13.990
5	35.429	124.5	50.766	200.3		47.824	190.1	2:14.019								
6	34.613	129.9	50.469	200.0		48.091	189.8	2:13.173								



Weather/Track: Bright 19C/Dry 32C

Circuit Length - 5.403 kilometres

Brno
Automotodrom Brno

Printed at 15:40, Sunday, 19 June, 2011

© MST Systems Ltd, 2005 (www.mstworld.com)

Page 1

2011 FIA World Touring Car Championship Race 2 - Sector Analysis Report

Lap	S1 Time	S1 Spd	S2 Time	S2 Spd	S3 Time	S3 Spd	Lap Time	Pit	Lap	S1 Time	S1 Spd	S2 Time	S2 Spd	S3 Time	S3 Spd	Lap Time	Pit									
7 BARTH									CHE Sunred SR Leon 1.6T									Y								
1	46.192	126.0			1:39.274	183.9	2:25.466		5	35.127	130.9	50.744	192.5	49.047	183.3	2:14.918										
2	34.928	124.8	50.545	195.6	48.540	183.0	2:14.013		6	35.271	130.1	50.670	194.5	48.969	181.5	2:14.910										
3	35.152	128.5	50.688	193.8	48.488	182.7	2:14.328		7	42.037	108.4	1:01.325	151.2	1:12.573		2:55.935	Pit									
4	35.061	128.5	50.718	192.5	48.863	183.0	2:14.642																			
8 MENU									CHE Chevrolet Cruze 1.6T																	
1	41.724	131.8			1:37.085	188.8	2:18.809		7	34.818	127.9	50.168	200.7	48.096	189.1	2:13.082										
2	34.499	133.4	50.178	185.5	48.309	190.8	2:12.986		8	34.659	129.6	50.238	200.7	47.982	190.1	2:12.879										
3	34.299	129.0	49.819	200.0	47.990	186.5	2:12.108		9	34.446	131.3	51.041	200.7	47.892	188.8	2:13.379										
4	34.325	132.8	49.691	200.3	48.234	186.5	2:12.250		10	34.709	129.8	50.151	200.0	47.935	187.5	2:12.795										
5	34.365	132.0	49.705	200.0	47.896	187.5	2:11.966																			
6	34.531	132.3	49.888	200.3	47.989	189.4	2:12.408																			
9 O'YOUNG									CHN Chevrolet Cruze 1.6T									Y								
1	43.412	126.1			1:37.955	189.4	2:21.367		4	34.501	128.2	50.403	199.2	48.666	189.4	2:13.570										
2	34.310	133.1	50.123	200.0	47.931	192.1	2:12.364		5			7:21.350	193.2			8:22.370	Pit									
3	34.601	129.3	50.413	199.6	48.036	189.8	2:13.050																			
10 TANIGUCHI									JPN Chevrolet Cruze 1.6T									Y								
1	44.918	130.1			1:39.378	186.2	2:24.296		7	35.082	130.5	50.602	197.4	48.535	184.6	2:14.219										
2	34.579	132.5	50.234	198.8	48.459	187.8	2:13.272		8	35.200	128.8	50.904	196.7	48.553	186.5	2:14.657										
3	34.909	129.8	50.544	195.2	48.383	184.6	2:13.836		9	34.867	130.1	50.877	195.6	48.657	184.9	2:14.401										
4	34.833	133.0	50.934	196.7	48.550	185.2	2:14.317		10	34.941	131.2	50.911	197.0	48.875	186.8	2:14.727										
5	35.134	127.0	51.009	196.7	48.556	184.9	2:14.699																			
6	35.116	130.7	50.843	194.9	48.673	185.5	2:14.632																			
11 POULSEN									DNK BMW 320 TC									Y								
1	42.377	122.8			1:38.124	188.4	2:20.501		7	35.057	122.1	51.856	198.1	48.172	187.5	2:15.085										
2	34.484	132.5	50.016	197.8	48.077	189.1	2:12.577		8	34.695	133.3	50.373	199.2	48.217	188.1	2:13.285										
3	34.741	130.1	50.013	197.0	48.138	186.8	2:12.892		9	34.814	130.1	50.297	197.8	48.181	187.5	2:13.292										
4	34.689	130.9	49.915	197.8	47.911	187.1	2:12.515		10	34.961	129.9	50.365	196.7	48.330	188.4	2:13.656										
5	34.592	131.8	50.064	198.5	48.079	187.5	2:12.735																			
6	34.535	133.9	50.024	198.5	48.533	189.1	2:13.092																			
12 ENGSTLER									DEU BMW 320 TC									Y								
1	46.517	108.1			2:01.044		2:47.561	Pit																		



Weather/Track: Bright 19C/Dry 32C

Circuit Length - 5.403 kilometres
Brno
Automotodrom Brno

2011 FIA World Touring Car Championship Race 2 - Sector Analysis Report

Lap S1 Time S1 Spd S2 Time S2 Spd S3 Time S3 Spd Lap Time Pit Lap S1 Time S1 Spd S2 Time S2 Spd S3 Time S3 Spd Lap Time Pit

15 CORONEL						NLD		BMW 320 TC								
1	40.947	133.6				1:36.840	184.6	2:17.787	7	34.812	133.6	50.170	198.8	48.030	186.8	2:13.012
2	34.604	135.0	49.654	197.4		47.802	187.5	2:12.060	8	34.704	133.3	50.199	197.8	47.948	187.8	2:12.851
3	34.510	134.3	49.644	197.0		47.808	184.6	2:11.962	9	34.894	132.3	50.596	199.2	47.819	185.8	2:13.309
4	34.675	132.3	49.908	197.4		47.898	185.5	2:12.481	10	34.771	132.3	50.161	197.8	48.060	187.1	2:12.992
5	35.166	116.6	50.109	199.6		47.835	186.5	2:13.110								
6	34.667	133.0	50.144	198.8		48.055	186.8	2:12.866								

17 NYKJAER						DNK		Sunred SR Leon 1.6T						Y		
1	41.269	130.9				1:36.837	187.1	2:18.106	7	34.713	132.3	50.174	197.4	48.332	186.2	2:13.219
2	34.529	128.2	50.213	197.0		47.699	188.4	2:12.441	8	34.945	128.4	50.323	196.7	48.209	187.5	2:13.477
3	34.373	131.0	49.744	198.5		47.749	185.8	2:11.866	9	34.693	132.8	50.118	197.8	48.249	186.2	2:13.060
4	34.624	132.8	50.576	197.8		48.868	186.5	2:14.068	10	34.747	131.7	50.336	197.0	48.730	185.2	2:13.813
5	35.263	128.5	50.345	196.0		47.973	186.8	2:13.581								
6	34.722	132.8	50.067	198.5		48.277	186.8	2:13.066								

18 MONTEIRO						PRT		Sunred SR Leon 1.6T						Y		
1	44.393	128.4				1:38.851	185.8	2:23.244	7	35.088	130.1	50.475	196.0	48.413	183.0	2:13.976
2	34.736	122.7	50.585	198.1		48.165	185.5	2:13.486	8	35.162	130.9	50.744	196.3	48.488	183.3	2:14.394
3	34.888	130.9	50.119	194.9		48.234	184.3	2:13.241	9	35.059	128.5	50.615	196.0	48.727	180.6	2:14.401
4	34.930	128.5	50.158	197.4		48.710	183.6	2:13.798	10	35.280	130.4	50.593	195.2	48.663	183.3	2:14.536
5	34.967	129.1	50.525	196.3		48.633	183.6	2:14.125								
6	35.084	131.2	50.640	195.6		48.531	183.0	2:14.255								

20 VILLA						ESP		BMW 320 TC						Y		
1	42.745	126.6				1:38.081	187.8	2:20.826	7	34.754	132.1	50.132	198.5	48.128	187.5	2:13.014
2	34.591	133.6	50.032	197.8		47.956	189.4	2:12.579	8	34.664	129.0	50.252	198.5	48.002	189.8	2:12.918
3	34.660	130.7	50.063	197.0		48.159	187.1	2:12.882	9	34.749	129.8	50.291	199.2	48.264	187.1	2:13.304
4	34.705	131.2	50.086	198.1		48.067	187.5	2:12.858	10	34.859	132.5	50.110	198.5	48.320	188.4	2:13.289
5	34.748	131.2	50.030	195.6		48.102	186.8	2:12.880								
6	34.847	133.0	50.114	198.5		48.117	187.5	2:13.078								

25 BENNANI						MAR		BMW 320 TC						Y		
1	43.630	127.5				1:38.755	187.5	2:22.385	7	34.584	131.7	50.374	198.5	48.295	187.8	2:13.253
2	34.483	126.3	49.907	198.1		47.899	189.4	2:12.289	8	34.513	128.8	50.386	198.8	48.078	190.8	2:12.977
3	34.466	127.3	50.109	198.5		47.899	191.4	2:12.474	9	34.614	125.0	50.644	199.2	47.907	189.1	2:13.165
4	34.614	126.7	50.771	199.2		48.594	188.4	2:13.979	10	34.783	127.8	50.744	198.8	48.175	188.8	2:13.702
5	34.648	134.6	50.406	198.1		48.053	187.1	2:13.107								
6	34.546	129.6	50.152	198.5		48.206	187.8	2:12.904								



Weather/Track: Bright 19C/Dry 32C

Circuit Length - 5.403 kilometres

Brno
Automotodrom Brno

Printed at 15:40, Sunday, 19 June, 2011

© MST Systems Ltd, 2005 (www.mstworld.com)

Page 3

2011 FIA World Touring Car Championship Race 2 - Sector Analysis Report

Lap S1 Time S1 Spd S2 Time S2 Spd S3 Time S3 Spd Lap Time Pit Lap S1 Time S1 Spd S2 Time S2 Spd S3 Time S3 Spd Lap Time Pit

30 DAHLGREN				SWE				Volvo C30 Drive							
1	43.497	131.3		1:38.211	190.1	2:21.708	7	34.815	128.5	50.332	201.4	47.968	190.4	2:13.115	
2	34.421	129.6	49.960	200.7	47.815	191.4	2:12.196	8	34.892	129.6	50.464	201.1	48.086	192.1	2:13.442
3	34.730	124.5	50.317	201.1	47.978	190.1	2:13.025	9	34.827	128.7	50.386	201.1	47.896	189.1	2:13.109
4	34.779	130.5	50.127	199.6	48.910	190.1	2:13.816	10	35.119	125.7	50.507	200.3	48.139	188.1	2:13.765
5	34.812	129.4	50.310	200.3	47.869	188.8	2:12.991								
6	34.737	132.1	50.023	199.6	47.947	189.4	2:12.707								

74 ORIOLA				ESP				Sunred SR Leon 1.6T				Y			
1	44.010	133.8		1:38.700	186.8	2:22.710	7	34.939	131.3	50.278	197.8	48.576	184.3	2:13.793	
2	34.691	133.4	50.832	198.8	48.031	187.8	2:13.554	8	35.152	132.1	50.607	198.1	48.704	185.2	2:14.463
3	34.773	134.1	50.089	197.4	48.422	184.3	2:13.284	9	34.852	133.4	50.398	197.4	48.648	183.0	2:13.898
4	34.824	132.6	50.392	198.1	48.619	184.9	2:13.835	10	34.952	132.5	50.632	198.5	48.696	185.2	2:14.280
5	35.016	130.9	50.652	197.4	48.533	184.3	2:14.201								
6	35.049	132.6	50.602	196.7	48.544	184.9	2:14.195								



Weather/Track: Bright 19C/Dry 32C



Circuit Length - 5.403 kilometres
Brno
Automotodrom Brno

2011 FIA World Touring Car Championship Race 2 - Best Sector Speeds Report

SECTOR 1				SECTOR 2				SECTOR 3				
POS	NO	NAME	SPEED	LAP	NO	NAME	SPEED	LAP	NO	NAME	SPEED	LAP
1	2	HUFF	135.6	4	5	MICHELISZ	202.2	9	9	O'YOUNG	192.1	2
2	1	MULLER	135.5	8	30	DAHLGREN	201.4	7	30	DAHLGREN	192.1	8
3	5	MICHELISZ	135.1	4	2	HUFF	200.7	7	25	BENNANI	191.4	3
4	15	CORONEL	135.0	2	8	MENU	200.7	7	2	HUFF	191.1	2
5	25	BENNANI	134.6	5	1	MULLER	200.3	4	5	MICHELISZ	191.1	8
6	74	ORIOLA	134.1	3	9	O'YOUNG	200.0	2	8	MENU	190.8	2
7	11	POULSEN	133.9	6	15	CORONEL	199.6	5	1	MULLER	190.1	2
8	20	VILLA	133.6	2	11	POULSEN	199.2	8	20	VILLA	189.8	8
9	8	MENU	133.4	2	20	VILLA	199.2	9	11	POULSEN	189.1	2
10	9	O'YOUNG	133.1	2	25	BENNANI	199.2	4	3	TARQUINI	188.4	2
11	10	TANIGUCHI	133.0	4	3	TARQUINI	198.8	5	17	NYKJAER	188.4	2
12	17	NYKJAER	132.8	4	10	TANIGUCHI	198.8	2	4	DUDUKALO	188.1	2
13	3	TARQUINI	132.1	2	74	ORIOLA	198.8	2	10	TANIGUCHI	187.8	2
14	30	DAHLGREN	132.1	6	17	NYKJAER	198.5	3	15	CORONEL	187.8	8
15	18	MONTEIRO	131.2	6	18	MONTEIRO	198.1	2	74	ORIOLA	187.8	2
16	7	BARTH	130.9	5	4	DUDUKALO	197.8	8	18	MONTEIRO	185.8	1
17	4	DUDUKALO	130.5	10	7	BARTH	195.6	2	7	BARTH	183.9	1
18	12	ENGSTLER	108.1	1								



Weather/Track: Bright 19C/Dry 32C



Circuit Length - 5.403 kilometres
Brno
Automotodrom Brno

2011 FIA World Touring Car Championship Race 2 - Best Sector Times Report

POS	NO	SECTOR 1		SECTOR 2		SECTOR 3		IDEAL/BEST LAP COMPARISON							
		TIME	LAP	NO	TIME	LAP	NO	TIME	LAP	NO	NAME	IDEAL	BEST	LAP	DIFF
1	1	34.011	3	15	49.644	3	1	47.606	5	1	MULLER	2:11.281	2:11.640	3	+ 0.359
2	2	34.174	2	1	49.664	6	5	47.623	2	2	HUFF	2:11.621	2:12.107	2	+ 0.486
3	8	34.299	3	2	49.673	2	17	47.699	2	5	MICHELISZ	2:11.801	2:11.947	3	+ 0.146
4	9	34.310	2	8	49.691	4	2	47.774	5	17	NYKJAER	2:11.816	2:11.866	3	+ 0.050
5	5	34.322	3	17	49.744	3	15	47.802	2	8	MENU	2:11.882	2:11.966	5	+ 0.084
6	17	34.373	3	3	49.775	2	30	47.815	2	15	CORONEL	2:11.956	2:11.962	3	+ 0.006
7	3	34.413	3	5	49.856	3	8	47.892	9	3	TARQUINI	2:12.128	2:12.153	2	+ 0.025
8	30	34.421	2	25	49.907	2	25	47.899	2	30	DAHLGREN	2:12.196	2:12.196	2	+ 0.000
9	25	34.466	3	11	49.915	4	11	47.911	4	25	BENNANI	2:12.272	2:12.289	2	+ 0.017
10	11	34.484	2	30	49.960	2	9	47.931	2	11	POULSEN	2:12.310	2:12.515	4	+ 0.205
11	15	34.510	3	20	50.030	5	3	47.940	2	9	O'YOUNG	2:12.364	2:12.364	2	+ 0.000
12	10	34.579	2	74	50.089	3	20	47.956	2	20	VILLA	2:12.577	2:12.579	2	+ 0.002
13	20	34.591	2	18	50.119	3	4	48.031	3	74	ORIOLA	2:12.811	2:13.284	3	+ 0.473
14	74	34.691	2	9	50.123	2	74	48.031	2	18	MONTEIRO	2:13.020	2:13.241	3	+ 0.221
15	18	34.736	2	10	50.234	2	18	48.165	2	4	DUDUKALO	2:13.175	2:13.280	3	+ 0.105
16	4	34.750	2	4	50.394	2	10	48.383	3	10	TANIGUCHI	2:13.196	2:13.272	2	+ 0.076
17	7	34.928	2	7	50.545	2	7	48.488	3	7	BARTH	2:13.961	2:14.013	2	+ 0.052

'Perfect Lap' - 2:11.261



Weather/Track: Bright 19C/Dry 32C



Circuit Length - 5.403 kilometres
Brno
Automotodrom Brno

2011 FIA World Touring Car Championship

RACE 2 - LAP CHART

Lap 1			Lap 2			Lap 3			Lap 4			Lap 5		
No	Behind	Laptime	No	Behind	Laptime	No	Behind	Laptime	No	Behind	Laptime	No	Behind	Laptime
15		2:17.787	15		2:12.060	15		2:11.962	15		2:12.481	1		2:11.888
17	0.319	2:18.106	17	0.700	2:12.441	17	0.604	2:11.866	1	0.413	2:12.026	15	0.809	2:13.110
1	0.501	2:18.288	1	1.190	2:12.749	1	0.868	2:11.640	8	1.863	2:12.250	8	1.528	2:11.966
8	1.022	2:18.809	3	1.636	2:12.153	8	2.094	2:12.108	17	2.191	2:14.068	2	2.309	2:12.279
3	1.543	2:19.330	8	1.948	2:12.986	2	2.482	2:12.166	2	2.331	2:12.330	17	3.471	2:13.581
2	2.231	2:20.018	2	2.278	2:12.107	3	2.886	2:13.212	3	2.952	2:12.547	3	3.966	2:13.315
11	2.714	2:20.501	11	3.231	2:12.577	11	4.161	2:12.892	11	4.195	2:12.515	11	4.629	2:12.735
20	3.039	2:20.826	20	3.558	2:12.579	20	4.478	2:12.882	20	4.855	2:12.858	20	5.434	2:12.880
9	3.580	2:21.367	9	3.884	2:12.364	9	4.972	2:13.050	9	6.061	2:13.570	30	7.145	2:12.991
30	3.921	2:21.708	30	4.057	2:12.196	30	5.120	2:13.025	5	6.222	2:13.210	25	7.643	2:13.107
25	4.598	2:22.385	25	4.827	2:12.289	25	5.339	2:12.474	30	6.455	2:13.816	5	7.940	2:14.019
74	4.923	2:22.710	5	5.508	2:12.454	5	5.493	2:11.947	25	6.837	2:13.979	74	10.993	2:14.201
5	5.114	2:22.901	74	6.417	2:13.554	74	7.739	2:13.284	74	9.093	2:13.835	18	11.303	2:14.125
18	5.457	2:23.244	18	6.883	2:13.486	18	8.162	2:13.241	18	9.479	2:13.798	4	11.725	2:14.105
4	5.929	2:23.716	4	7.206	2:13.337	4	8.524	2:13.280	4	9.921	2:13.878	10	13.829	2:14.699
10	6.509	2:24.296	10	7.721	2:13.272	10	9.595	2:13.836	10	11.431	2:14.317	7	16.776	2:14.918
7	7.679	2:25.466	7	9.632	2:14.013	7	11.998	2:14.328	7	14.159	2:14.642			
12	29.774	2:47.561P												

Weather/Track: Bright 19C/Dry 32C

www.mstworld.com

Page 1 of 2

Brno
Circuit Length = 5.4030 km.
Start: 15:14 End: 15:36

Printed - 15:40 Sunday, 19 June 2011

2011 FIA World Touring Car Championship

RACE 2 - LAP CHART

(contd.)

Lap 6			Lap 7			Lap 8			Lap 9			Lap 10		
No	Behind	Laptime	No	Behind	Laptime	No	Behind	Laptime	No	Behind	Laptime	No	Behind	Laptime
1		2:11.905	1		2:11.938	1		2:12.261	1		2:12.228	1		2:13.324
15	1.770	2:12.866	15	2.844	2:13.012	15	3.434	2:12.851	15	4.515	2:13.309	15	4.183	2:12.992
8	2.031	2:12.408	8	3.175	2:13.082	8	3.793	2:12.879	8	4.944	2:13.379	8	4.415	2:12.795
2	2.683	2:12.279	2	3.493	2:12.748	2	4.145	2:12.913	2	5.311	2:13.394	2	5.033	2:13.046
17	4.632	2:13.066	17	5.913	2:13.219	17	7.129	2:13.477	17	7.961	2:13.060	17	8.450	2:13.813
3	5.544	2:13.483	3	7.199	2:13.593	3	8.118	2:13.180	3	9.083	2:13.193	3	9.118	2:13.359
11	5.816	2:13.092	20	7.683	2:13.014	20	8.340	2:12.918	20	9.416	2:13.304	20	9.381	2:13.289
20	6.607	2:13.078	11	8.963	2:15.085	11	9.987	2:13.285	11	11.051	2:13.292	11	11.383	2:13.656
30	7.947	2:12.707	30	9.124	2:13.115	30	10.305	2:13.442	30	11.186	2:13.109	30	11.627	2:13.765
25	8.642	2:12.904	25	9.957	2:13.253	25	10.673	2:12.977	25	11.610	2:13.165	25	11.988	2:13.702
5	9.208	2:13.173	5	10.274	2:13.004	5	11.075	2:13.062	5	11.851	2:13.004	5	12.517	2:13.990
74	13.283	2:14.195	74	15.138	2:13.793	74	17.340	2:14.463	74	19.010	2:13.898	74	19.966	2:14.280
18	13.653	2:14.255	18	15.691	2:13.976	18	17.824	2:14.394	18	19.997	2:14.401	18	21.209	2:14.536
4	14.315	2:14.495	4	16.613	2:14.236	4	18.752	2:14.400	4	21.004	2:14.480	4	22.252	2:14.572
10	16.556	2:14.632	10	18.837	2:14.219	10	21.233	2:14.657	10	23.406	2:14.401	10	24.809	2:14.727
7	19.781	2:14.910	7	1:03.778	2:55.935P									
			9	2 LAPS	8:22.370P									

Weather/Track: Bright 19C/Dry 32C

www.mstworld.com

Page 2 of 2

Brno
Circuit Length = 5.4030 km.
Start: 15:14 End: 15:36

Printed - 15:40 Sunday, 19 June 2011