

# National Ballot



THE GLOBE AND MAIL

September 12, 2011

## NDP and Tories up, Grits down nationally

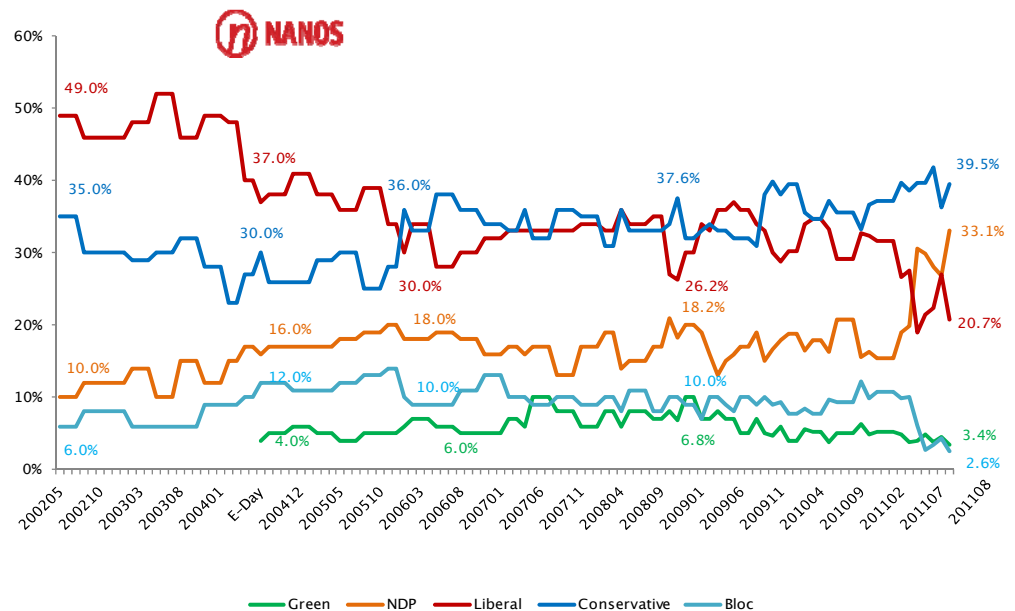
### METHODOLOGY

To follow is a review of the latest Nanos national random telephone survey of 1,210 Canadians 18 years of age and older. It was completed between August 29<sup>th</sup> and September 1<sup>st</sup>, 2011. The statistics of a random sample of 1,210 respondents are accurate to within 2.8 percentage points, plus or minus, 19 times out of 20. For 939 committed voters, it is accurate to within 3.2 percentage points, plus or minus, 19 times out of 20.

Results for 2011-08 are from a random telephone survey of 1,203 Canadians conducted between July 25<sup>th</sup> and August 2<sup>nd</sup>, 2011.

Any use of this research data should identify it as a "CTV/Globe/Nanos Poll".

**QUESTION:** For those parties you would consider voting for federally, could you please rank your top two current local preferences? (Committed voters only – First Preference)



### REGIONAL BALLOT

Committed Voters**	Canada		Atlantic Canada*		Quebec		Ontario		Prairies		British Columbia	
	2011-08	2011-09	2011-08	2011-09	2011-08	2011-09	2011-08	2011-09	2011-08	2011-09	2011-08	2011-09
	(n=1,015)	(n=939)	(n=101)	(n=93)	(n=257)	(n=252)	(n=309)	(n=250)	(n=198)	(n=200)	(n=149)	(n=145)
	%	%	%	%	%	%	%	%	%	%	%	%
Conservative	36.2	39.5	38.0	45.9	24.2	18.8	37.9	46.9	50.8	55.6	32.8	36.7
NDP	26.8	33.1	21.5	25.4	34.2	48.9	24.8	24.4	20.7	24.4	29.8	37.6
Liberal	27.0	20.7	33.8	25.2	22.2	16.1	32.2	26.7	22.9	16.2	25.4	21.4
Green	4.5	3.4	4.9	2.7	0.6	4.4	4.3	2.0	4.2	3.4	12.0	4.3
BQ	4.4	2.6	-	-	17.3	9.6	-	-	-	-	-	-
Margin of error	±3.1	±3.2	±9.9	±10.3	±6.2	±6.2	±5.6	±6.3	±7.1	±7.0	±8.1	±8.3
Undecided	15.6	22.4	14.8	22.4	14.3	16.5	14.4	31.0	18.4	19.3	16.9	19.5

\*Note: Small sample size

\*\*Note: Percentages may not add up to 100 due to rounding or other party mentions

Media inquiries should be directed to: Nik Nanos at [nnanos@nanosresearch.com](mailto:nnanos@nanosresearch.com) or (613) 234-4666 x237. Visit the Nanos website to sign up for instant email updates at [www.nanosresearch.com](http://www.nanosresearch.com).

[www.nanosresearch.com](http://www.nanosresearch.com)

# National Ballot

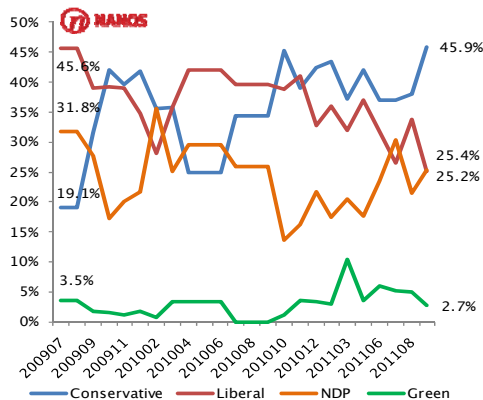


THE GLOBE AND MAIL

September 12, 2011

## NDP spike up in Quebec, Tories up in Ontario

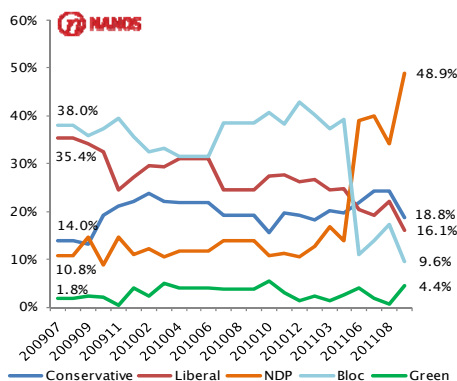
ATLANTIC



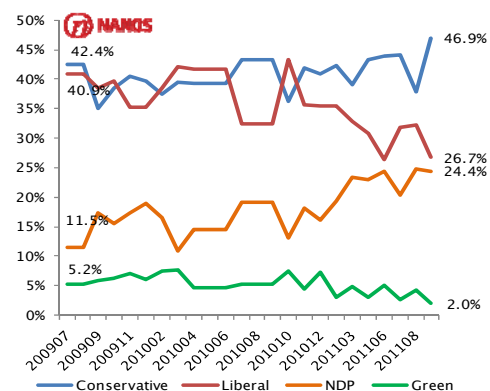
BALLOT BY REGION

Region	Margin of Error (19 times out of 20)
Atlantic	±10.3
Quebec	±6.2
Ontario	±6.3
Prairies	±7.0
British Columbia	±8.3

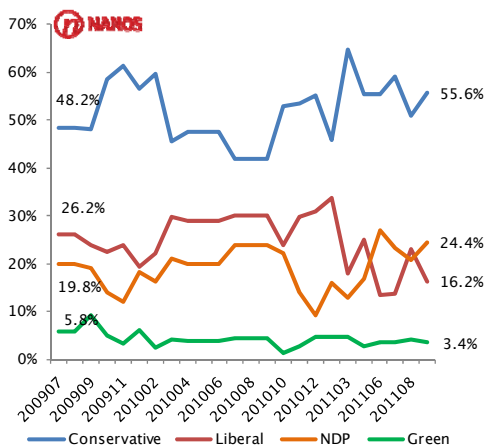
QUÉBEC



ONTARIO



PRAIRIES



British Columbia

