



MEDIA GUIDE

2011-12



PROUD SEASON SPONSOR



TORONTO MAPLE LEAFS 2011-12 SCHEDULE

SUN	MON	TUE	WED	THU	FRI	SAT
OCT						1
2	3	4	5	6 MTL 7:00 CBC	7	8 OTT 7:00 CBC
9	10	11	12	13	14	15 CGY 7:00 CBC
16	17 COL 7:00 RSN	18	19 WPG 7:30 TSN	20 BOS 7:00 TSN	21	22 MTL 7:00 CBC
23	24 PHI 7:00 LTV	25	26	27 NYR 7:00 TSN	28	29 PIT 7:00 CBC
30 OTT 7:30 RSN	31					
NOV		1	2 NJD 7:30 TSN	3 CBJ 7:00 RSN	4	5 BOS 7:00 CBC
6	7	8 FLA 7:00 RSN	9	10 STL 8:00 TSN	11	12 OTT 7:00 CBC
13	14	15 PHX 7:00 RSN	16	17 NSH 8:00 LTV	18	19 WSH 7:00 CBC
20 CAR 5:00 LTV	21	22 TBL 7:30 RSN	23	24	25 DAL 8:30 RSN	26
27 ANA 8:00 RSN	28	29	30 BOS 7:00 TSN			
DEC				1	2	3 BOS 7:00 CBC
4	5 NYR 7:00 LTV	6 NJD 7:00 RSN	7	8	9 WSH 7:00 RSN	10
11	12	13 CAR 7:00 RSN	14	15	16 BUF 7:30 TSN	17 VAN 7:00 CBC
18	19 LAK 7:00 RSN	20	21	22 BUF 7:00 LTV	23 NYI 7:00 TSN	24
25	26	27 FLA 7:30 RSN	28	29 CAR 7:00 LTV	30	31 WPG 7:00 CBC
JAN						
1	2	3 TBL 7:00 RSN	4	5 WPG 7:00 LTV	6	7 DET 7:00 CBC
8	9	10 BUF 7:00 RSN	11	12	13 BUF 7:30 TSN	14 NYR 7:00 CBC
15	16	17 OTT 7:00 RSN	18	19 MIN 7:00 TSN	20	21 MTL 7:00 CBC
22	23 NYI 7:00 LTV	24 NYI 7:00 RSN	25	26	27	28
29	30	31 PIT 7:00 TSN				
FEB				1 PIT 7:30 TSN	2	3
5	6 EDM 7:00 RSN	7 WPG 8:30 RSN	8	9 PHI 7:00 TSN	10	11 MTL 7:00 CBC
12	13	14 CGY 9:00 RSN	15 EDM 10:00 LTV	16	17	18 VAN 7:00 CBC
19	20	21 NJD 7:00 RSN	22	23 SJS 7:00 TSN	24	25 WSH 7:00 CBC
26	27	28 FLA 7:00 RSN	29 CHI 8:00 TSN			
MAR					1	2
4	5	6 BOS 7:00 RSN	7 PIT 7:30 TSN	8	9	10 PHI 7:00 CBC
11 WSH 5:00 RSN	12	13 FLA 7:30 RSN	14	15 TBL 7:30 LTV	16	17 OTT 7:00 CBC
18	19 BOS 7:00 RSN	20 NYI 7:00 RSN	21	22	23 NJD 7:00 LTV	24 NYR 7:00 CBC
25	26	27 CAR 7:00 RSN	28	29 PHI 7:00 TSN	30	31 BUF 7:00 CBC
APR						
1	2	3 BUF 7:00 RSN	4	5 TBL 7:00 LTV	6	7 MTL 7:00 CBC
8	9	10	11	12	13	14
15	16	17	18	19	20	21
22	23	24	25	26	27	28
29	30					

ALL START TIMES EASTERN

ALL GAMES ARE BROADCAST ON TALK RADIO AM 640



LTV - LEAFS TV (12 GAMES)
CBC - (24 GAMES)

TSN - THE SPORTS NETWORK (17 GAMES)
RSN - ROGERS SPORTSNET (29 GAMES)


HOME GAMES
ROAD GAMES



BOARD OF DIRECTORS



LAWRENCE M. TANENBAUM
Chairman of the Board
NHL Governor



ROBERT G. BERTRAM



JANE ROWE



GLEN SILVESTRI
Alternate
NHL Governor



ASHVIN MALKANI



DALE H. LASTMAN
Alternate
NHL Governor



RICHARD PEDDIE
Alternate
NHL Governor

LEAFS MANAGEMENT

Leafs 2011-12 Schedule	IFC
Board of Directors	1
Contents	2
Directory	4
Lawrence M. Tanenbaum	8
Richard A. Peddie	10
Brian Burke	12
Ron Wilson	14
Hockey Operations	16
Scouting Staff	22
Elite Leadership Team	23
Hockey Staff	24
Community Partnerships Staff	25
Team Up Foundation Staff	25
In the Community	26
Luke's Troops	30
Alumni Association	32

THE PLAYERS

Colby Armstrong	38
Keith Aulie	40
Tyler Bozak	42
Mike Brown	44
Tim Connolly	46
Philippe Dupuis	48
Cody Franson	50
Mikhail Grabovski	52
Carl Gunnarsson	54
Jonas Gustavsson	56
Phil Kessel	58
Mike Komisarek	60
Nikolai Kulemin	62
John-Michael Liles	64
Matthew Lombardi	66
Joffrey Lupul	68
Blake MacArthur	70
Colton Orr	72
Dion Phaneuf	74
James Reimer	78
Jay Rosehill	80
Luke Schenn	82
Jesse Blacker	84
Darryl Boyce	85
Tyler Brenner	86
Luca Caputi	87
Joe Colborne	88
Joey Crabb	89
Jerry D'Amigo	90
Josh Engel	91
Jeff Finger	92
Matt Frattin	93
Jake Gardiner	94
Richard Greenop	95
Simon Gysbers	96
Ryan Hamilton	97
Korbinian Holzer	98
Nazem Kadri	99
Matt Lashoff	100
Juraj Mikus	101
Dale Mitchell	102
Marcel Mueller	103
Jussi Rynnäs	104
Greg Scott	105
Ben Scrivens	106
Kelsey Wilson	107
Mike Zigomanis	108
Players in the System	110

2011-12 Player Personnel	114
All-Time Draft Choices	116

2010-11 REVIEW

2010-11 Game-By-Game Results	122
2010-11 Player Game-By-Game Results	124
2010-11 Transactions	128
2010-11 Individual Records	130
2010-11 Team Records	131
2010-11 Regular Season Scoring	132
2010-11 Shootout Statistics	133
Last Time The Leafs	134
2010-11 Miscellaneous Statistics	136
NHL Team Standings / League Leaders	137

OPPONENTS

Leafs vs. Anaheim Ducks	140
Leafs vs. Atlanta Thrashers	141
Leafs vs. Boston Bruins	142
Leafs vs. Buffalo Sabres	143
Leafs vs. Calgary Flames	144
Leafs vs. Carolina Hurricanes	145
Leafs vs. Chicago Blackhawks	146
Leafs vs. Colorado Avalanche	147
Leafs vs. Columbus Blue Jackets	148
Leafs vs. Dallas Stars	149
Leafs vs. Detroit Red Wings	150
Leafs vs. Edmonton Oilers	151
Leafs vs. Florida Panthers	152
Leafs vs. Los Angeles Kings	153
Leafs vs. Minnesota Wild	154
Leafs vs. Montreal Canadiens	155
Leafs vs. Nashville Predators	156
Leafs vs. New Jersey Devils	157
Leafs vs. New York Islanders	158
Leafs vs. New York Rangers	159
Leafs vs. Ottawa Senators	160
Leafs vs. Philadelphia Flyers	161
Leafs vs. Phoenix Coyotes	162
Leafs vs. Pittsburgh Penguins	163
Leafs vs. St. Louis Blues	164
Leafs vs. San Jose Sharks	165
Leafs vs. Tampa Bay Lightning	166
Leafs vs. Vancouver Canucks	167
Leafs vs. Washington Capitals	168
NHL Team Directories	170

HISTORY

A Brief History of the Toronto Maple Leaf Hockey Club	174
Record Year-By-Year	178
Opening Night History	180
All-Time Home & Road Records	182
Leadership	183
Stats and Game Results Year-by-Year	184
All-Time Player Roster	278
All-Time Goaltender Roster	290
Goaltending Records	292
All-Time Scoring Leaders	295
Individual Leaders Year by Year	296
All-Time Stats Leaders	298
Team Records (Season)	302
Team Records (Game)	304
Team Records (Period)	306
Team Records (Career)	307
Individual/Goaltending Records (Career)	308
Individual Records (Season)	309

Individual/Goaltending Records (Season)	310
Individual Records (Game/Period)	311
Individual/Goaltending Rookie Records	312
All-Time Hat Tricks	314
All-Time Opponents Hat Tricks	318
All-Time Penalty Shots	322
All-Time Shootout Results	324
Game-By-Game Overtime Results	326
Wins with 10 or more goals	330
Largest Margins of Defeat (Since 1981)	332
Team Streaks and Records for Toronto Franchise	332
Postponed Games Since 1951-52/ New Year's Day Record	334
All-Time Player Transactions	335
This Date in Leafs History	342
Conn Smythe Trophy	345
Trophy Winners	346
NHL Awards	348
All-Star Game Participation	349
All-Stars	350
All-Time Sweater Numbers	352
Hockey Hall of Fame Inductees	356
Uniform History	360

MAPLE LEAFS FOREVER

The Story Behind the Honoured Numbers	366
Syl Apps	368
George Armstrong	369
Irvine "Ace" Bailey	370
Bill Barilko	371
Johnny Bower	372
Walter "Turk" Broda	373
Frank "King" Clancy	374
Wendel Clark	375
Charlie Conacher	376
Clarence "Hap" Day	377
Doug Gilmour	378
Tim Horton	379
Leonard "Red" Kelly	380
Ted "Teeder" Kennedy	381
Frank Mahovlich	382
Borje Salming	383
Darryl Sittler	384
Top 25 Maple Leafs of All-Time	385

PLAYOFF HISTORY

All-Time Playoff Game-By-Game Results	388
All-Time Playoff Record by Team	394
Summary of Toronto Maple Leafs Playoff Series	397
All-Time Playoff Player Roster	398
All-Time Playoff Goaltender Roster	405
Individual Playoff Leaders By Year	406
All-Time Playoff Shutouts	408
All-Time Playoff Scoring Leaders	409
All-Time Playoff Overtime Results	410
Team Playoff Records (Series)	412
Team Playoff Records (Game)	414
Team Playoff Records (Period)	415
Individual Playoff Records (Career)	416
Individual Playoff Records (Season)	417
Individual Playoff Records (Series)	418
Individual Playoff Records (Game)	419
Individual Playoff Records (Period)	420
Miscellaneous Playoff Statistics	421

STANLEY CUP CHAMPIONSHIPS

1918 Stanley Cup Champions	424
1922 Stanley Cup Champions	425
1932 Stanley Cup Champions	426
1942 Stanley Cup Champions	427
1945 Stanley Cup Champions	428
1947 Stanley Cup Champions	429
1948 Stanley Cup Champions	430
1949 Stanley Cup Champions	431
1951 Stanley Cup Champions	432
1962 Stanley Cup Champions	433
1963 Stanley Cup Champions	434
1964 Stanley Cup Champions	435
1967 Stanley Cup Champions	436
Statistics in Stanley Cup Finals	437

MEDIA INFORMATION

General Media Information	440
Air Canada Centre	441
Maple Leaf Square	444
MasterCard Centre	446
2011-12 NHL Directory	448
2011-12 NHL Hockey Operations	449
2011-12 Critical Dates	452
How to Figure	454
Medical Glossary	455
Leafs TV / mapleleafs.com	458
On-Air Broadcast Team Bios	460

Editor-In-Chief: Pat Park

Editor: Craig Downey

Associate Editor: Aaron Gogishvili

Editorial Contributions by Trevor Van Knotsenburg, MLSE Design Group (Lindsay Carter, Matt Coyle, Andrea Hucal), Mike Ferriman, John Iaboni, Adam Jancelewicz, Rajani Kamath and Jamie Deans

Published by the Toronto Maple Leaf Hockey Club

Graphic Design and Layout by PixellFox
Production Design (Marnie van der Laan)

Player Action Photos and Headshots courtesy of Graig Abel Photography and Getty Images
Staff Photos by Ron Turenne and Dennis Miles

Archival Photos courtesy of the Hockey Hall of Fame (Craig Campbell)

Illustrations by Andrew M. Greenstein, The Hockey Uniform Database, nhluniforms.com

NHL Archives, Julie Young

Special thanks to Bob Waterman and Randy Robles of Elias Sports Bureau

Printing by Spalding Creative Communications Inc.



www.pixellfox.com info@pixellfox.com
t. 519.807.1833

Legend: new content =

MAPLE LEAF SPORTS & ENTERTAINMENT LTD.

50 Bay Street, Suite 500, Toronto, ON, M5J 2L2

Website: www.theaircanadacentre.com

BOARD OF DIRECTORS

Lawrence M. Tanenbaum (Chairman of the Board), Robert G. Bertram, Jane Rowe, Glen Silvestri, Ashvin Malkani, Dale H. Lastman, Richard Peddie

MAPLE LEAF SPORTS & ENTERTAINMENT

Chairman, NHL Governor Lawrence M. Tanenbaum
 Alternate NHL Governor Glen Silvestri
 President, Chief Executive Officer and Alternate NHL Governor Richard Peddie
 Alternate NHL Governor Brian Burke
 Alternate NHL Governor Dale H. Lastman
 Executive Vice-President and Chief Operating Officer Tom Anselmi
 Executive Vice-President, Chief Financial Officer and Business Development Ian Clarke
 Executive Vice-President, Venues and Entertainment Bob Hunter
 Executive Vice-President, General Counsel and Corporate Secretary Robin Brudner
 Senior Vice-President, People Mardi Walker
 Senior Vice-President, Broadcast and Content Chris Hebb
 Senior Vice-President, Business Partnerships Dave Hopkinson
 Senior Vice-President, Finance Kevin Nonomura
 Senior Vice-President, Ticket Sales and Service Beth Robertson
 Vice-President and General Manager, Live Entertainment Patti-Anne Tarlton
 President, General Manager and Alternate NHL Governor Brian Burke
 President, General Manager, Toronto Raptors Bryan Colangelo

TORONTO MAPLE LEAF HOCKEY CLUB

Phone: (416) 815-5700 Fax: (416) 359-9331

Team Website: www.mapleleaves.com

MAPLE LEAFS MANAGEMENT

President, General Manager and Alternate NHL Governor Brian Burke
 Senior Vice-President of Hockey Operations David Nonis
 Vice-President of Hockey Operations Dave Poulin
 Assistant General Manager Claude Loiselle
 Senior Advisor Cliff Fletcher
 Director of Player Personnel Rick Dudley
 Head Coach Ron Wilson
 Assistant Coaches Greg Cronin, Scott Gordon, Rob Zettler
 Assistant Coach, Video Chris Dennis
 Goaltending Consultant Francois Allaire
 Skating Coach Graeme Townshend
 Director of Player Development Jim Hughes
 Player Development Coordinator Bobby Carpenter
 Sports Psychologist Dana Sinclair
 Director, Hockey and Scouting Administration Reid Mitchell
 Strength and Conditioning Coordinator Anthony Belza
 Manager, Team Services Dave Griffiths
 Video Coordinator Adam Jancelewicz
 Director of Amateur Scouting Dave Morrison
 Pro Scouts Rob Cowie, Steve Kasper, Mike Penny, Tom Watt
 Amateur Scouts Scott Carter, Gary Harker, John Lilley, Garth Malarchuk, Mike Palmateer, Allan Power, George Armstrong, Pierre Rioux, Roy Stasiuk, John McMorro, Dave Starman, Darryl Stanley, Bud Stefanski
 European Scouts Thommie Bergman, Joe Gibbs, Peter Ihnacak, Nikolai Ladygin, Jari Gronstrand
 Community Representatives Wendel Clark, Darryl Sittler
 Executive Assistant, Hockey Operations Sandi Dunn
 Executive Assistant to the President & General Manager Catherine Grey

MAPLE LEAFS MEDICAL AND TRAINING STAFF

Head Athletic Therapist Andy Playter
 Athletic Therapist Marty Dudgeon
 Massage Therapist Todd Bean
 Equipment Manager Brian Papineau
 Assistant Equipment Managers Tom Blatchford, Bobby Hastings

Medical Director, Maple Leafs and Marlies Dr. Noah Forman
 Orthopedic Consultant Dr. John Theodoropoulos
 Team Dentists Dr. Marvin Lean, Dr. Charles Goldberg

MAPLE LEAFS COMMUNICATIONS

Director, Media Relations Pat Park
 Manager, Media Craig Downey
 Coordinator, Media Relations Aaron Gogishvili
 Director, Corporate Communications Rajani Kamath
 Manager, Corporate Communications Jamie Deans
 Executive Assistant Laura Leite
 Head Audio Engineer Courtney Ross
 Team Photographer Graig Abel

MLSE TEAM UP FOUNDATION

Executive Director Michael Bartlett
 Manager, Community Investment & Communications Tanya Mruck
 Manager, Fundraising Jillian Svensson
 Interim Manager, Fundraising James King
 Specialist, 50/50 Programs Shellie Thomas
 Coordinator, Communications & Charitable Partnerships Alicia Erz
 Coordinator, Community Investment Bridgette Estrela
 Coordinator, Fundraising Eleanor McDonald
 Coordinator, Fundraising Jessica Lee
 Assistant, Development Kayla Foster

COMMUNITY & SPORTS PARTNERSHIPS

Director, Community & Sports Partnerships David De Freitas
 Coordinators, Sports Partnerships Melanie Gerin-Lajoie, Rebecca Davies
 Coordinators, Community & Player Programming Jason Schwabe, Kristina Flynn
 Coordinator, Hockey Development Greg Schell

MAPLE LEAFS GAME PRESENTATION

Manager, Game Presentation Mike Ferriman
 Coordinators, Game Presentation Taylor Dean, Fraser Gillan

AIR CANADA CENTRE

Senior Director, Culinary, Executive Chef Robert Bartley
 Senior Director, Corporate Partnerships Jeff Deline
 Senior Director, Executive Suite Services Kristy Fletcher
 Senior Director, Marketing Shannon Hosford
 Senior Director, Finance Bob Karabatsos
 Senior Director, Ticket Service Tom McDonald
 Senior Director and Associate General Counsel Peter Miller
 Senior Director, Ticket Sales Tom Pistore
 Senior Director, Information Technology Sasha Puric
 Senior Director, Live Entertainment & Broadcast Finance Wayne Zronik
 Director, Project Development and Building Operations Dan Arts
 Director, Media Sales Anthony Attard
 Director, Corporate Sales Jordan Vader
 Director, Executive Suite Sales Lloyd Oliver
 Director, Fan Experience Vince Bozzo
 Director, Food and Beverage/Retail Finance Alldrick Britto
 Director, Merchandising and Retail Operations Jeff Budway
 Director, Restaurants & Catering, ACC Rik Ocivric
 Director, Security Services Michael Burns
 Director, Quick Service Doug Collier
 Director, Event Personnel Brendan Costigan

Director, Labour Relations and Health and Safety	Les Fisher
Director, Payroll	Randi Jakobsen
Director, Building Operations	Bryan Leslie
Director, Marketing	Jennifer Millard
Director, Accounting	Joe Piruzza
Director, Venue Programming and Live Event Management	Tricia Silliphant
Director, Live Production and Venue Technology	Jim Steele
Director, Fan Loyalty	Caroline Wright

TELEVISION AND RADIO BROADCAST INFORMATION

Senior Vice-President, Broadcast and Content	Chris Hebb
Senior Director, Content	Liana Bristol
Executive Producer & GM, Broadcast and Networks	Frank Hayward
Director, Business Development	Aaron Lafontaine
Director, Networks Development and Operations	Dale Taylor
Director, Digital	John McCauley
Senior Producer, Networks – Broadcast and Content	Mark Askin
Associate Producer, Broadcast and Content	Amy Shields
Executive Assistant	Pina Dell'Anno
Manager, Networks Production and Programming	Peter Papulkas
Supervising Producer, Networks	Jamie Arnold
Manager, Content and Broadcast Engineering	Drew Kikauka
Producer, Networks	Scott Wallace
Associate Producers, Networks	Amanda Fournier, Rebecca Waters, Chris McWade, Jeff Landicho, David Leiter, Nicole Burns, Chris Phillips
Supervisor, Operations and Facilities	Tom Domanski
Supervisor, Networks Programming	Sara Neale
Supervisor, Broadcast Resources	Tanya Dalla-Nora
Creative Producer	Ashley Boland
Talent, Leafs TV	Joe Bowen, Paul Hendrick, Bob McGill, Greg Millen, Andi Petrillo
AM 640, Play-By-Play	Joe Bowen, Dan Dunleavy (mid-week)
AM 640, Analyst	Jim Ralph
Television Play-By-Play	Joe Bowen (mid-week)
Television Analysts	Bob McGill, Greg Millen
Senior Writer, Digital	Mike Ulmer
Manager, Digital – Video and Social Content	Chris Clarke
Manager, Digital -, Online and Mobile Content	Mike Ball
Supervising Producer – Special Events and Digital Video	Mike Brock
Producer, Video and Social Content	Akil Augustine
Producer, Interactive Content and Production	Matthew Iaboni, Jason Satur
Creative Producer, Interactive	JP Lopez
Content Producer, New Media	Asif Hossain

TEAM INFORMATION

Arena	Air Canada Centre
First Game – Air Canada Centre	February 20, 1999
Capacity	18,819
Team Colours	Blue and White

GO FAR



Welcome to our professional circle.

Over 175 destinations worldwide.



AIR CANADA 

A STAR ALLIANCE MEMBER 

Flights operated by Air Canada or Air Canada Express™.™ Air Canada Express is a trademark of Air Canada.



LARRY TANENBAUM

Chairman of the Board,
Maple Leaf Sports & Entertainment
NHL Governor, Toronto Maple Leaf Hockey Club

Larry Tanenbaum was appointed Chairman of Maple Leaf Sports & Entertainment in July 2003. He also serves as a Governor of the NBA for the Toronto Raptors, of the NHL for the Toronto Maple Leafs and of Major League Soccer for Toronto FC. Toronto FC is the latest addition to the MLSE sports family, and began play in spring 2007 at the new 21,000 seat BMO Field located on the Exhibition grounds.

Mr. Tanenbaum was the primary force in bringing an NBA franchise to Toronto. In the early 1990's, Tanenbaum attempted to move established NBA clubs to Toronto and then, as head of the Palestra Group, he initiated the expansion process that opened the eyes of the NBA to Canada. Although he was unsuccessful in being awarded the initial expansion franchise, Tanenbaum established himself in NBA circles and the city as a legitimate NBA home.

In 1996, Mr. Tanenbaum acquired an interest in the Toronto Maple Leafs of the National Hockey League and Maple Leaf Gardens, Limited (now Maple Leaf Sports & Entertainment). With MLC's purchase of the Raptors and Air Canada Centre in February 1998, Tanenbaum fulfilled his goal of NBA and NHL ownership in Toronto under the same group.

In 2000, Mr. Tanenbaum was appointed to the Planning Committee of the NBA Board of Governors, a group that charts the course of future direction for the league. In addition to that prestigious posting, he also serves on an NBA task force comprised of players and Board members to further the league's community outreach efforts. Mr. Tanenbaum also serves on the Advisory/Finance Committee - the senior most committee of the NBA Board of Governors which considers and makes recommendations to the Board concerning a wide range of financial and league business matters.

Mr. Tanenbaum is currently Chairman and Chief Executive Officer of Kilmer Van Nostrand Co. Limited (KVN), having served as President & CEO from 1968 to 2000. Under his direction, Kilmer developed into a multi-faceted construction operation with operating divisions and subsidiaries covering road building and paving, ready-mix concrete, aggregates, heavy construction, trucking and pipe manufacturing. Through December 2000, Kilmer's road building, paving and aggregates operations were conducted through Kilmer's wholly owned subsidiary, The Warren Paving & Materials Group Limited. Mr. Tanenbaum served as Chairman of Warren, which was Canada's largest asphalt paving company. Warren's activities also included major commercial aggregates operations, liquid asphalt trading and distribution and road maintenance. In December 2000, Warren was merged into Lafarge Corporation, North America's largest diversified supplier of construction materials. As a result of this merger, Kilmer became a significant shareholder in Lafarge NA, and Mr. Tanenbaum served on the Board and chaired its Finance Committee until the 2006 buyout by Lafarge SA. Kilmer today manages infrastructure investments through Kilmer Brownfield Equity Fund LP, Quickload CEF Inc. and Host Kilmer Service Centres Inc. (ONroute).

Kilmer also has significant investments in various sports-related entities, including Insight Sports Ltd, which is a leading sports media company involved in the creation, production and broadcasting, on all platforms, of sports and related lifestyle content. Insight Sports holds equity positions in several Canadian specialty television services including The NHL Network and Score Media and owns and/or operates the World Fishing Network (WFN) and Game TV. In 2003, through Plaza Gaming and Entertainment, Kilmer invested in the charitable gaming industry in Canada. Through its operations in Ontario and BC, Plaza's facilities raise over \$20 million per year for local municipal charities.

In addition, Mr. Tanenbaum serves as Chairman of Kilmer Capital Partners, a private equity investment fund, which provides equity capital to small to mid-market companies, and is dedicated to building leading companies in partnership with management. Kilmer Capital's portfolio includes Unisync Group Ltd., Algorithme Pharma Inc., Coalision and Tribal Sportswear.

Mr. Tanenbaum served as National Revenue Chair of the Liberal Party of Canada during Prime Minister Paul Martin's term of office. He currently serves as a member of the Ontario Investment and Trade Advisory Council, and recently served as a member of the Toronto Prosperity Initiative. He has also served on the Independent Fiscal Review Panel of the City of Toronto and the Mayor's Economic Competitiveness Advisory Committee of the City of Toronto.

Mr. Tanenbaum's involvement in Community Associations includes the following: Vice-Chairman, Board of Directors, Mount Sinai Hospital - a tertiary care teaching hospital associated with the University of Toronto; Co-Chairman of the Samuel Lunenfeld Research Institute; Member, Board of Directors, Brain Canada; Member, University Council, Cornell University; Member, Honourary Board & Advisory Board, Baycrest Centre for Geriatric Care; Member, Dean's Advisory Council, Schulich School of Business, York University; Member, National Board of The Canadian Council of Christians & Jews; Member, Board of Directors, Miller Thomson Foundation; Founding Member, Canadian Council for Israel and Jewish Advocacy (CIJA), and Co-Chair, Tomorrow Campaign for UJA Federation.

In recognition of his contributions in the areas of business, philanthropy, and volunteerism, Mr. Tanenbaum was appointed an Officer of the Order of Canada on October 25, 2007. The Order of Canada is the centrepiece of Canada's honors system and represents its highest civilian award.

Mr. Tanenbaum has a Bachelor of Science degree in Economics from Cornell University (1968).





RICHARD A. PEDDIE

President and CEO, Maple Leaf Sports & Entertainment
Alternate NHL Governor, Toronto Maple Leaf Hockey Club

For Richard Peddie the concept of a winning organization at Maple Leaf Sports & Entertainment (MLSE) reflects winning on the ice, on the court and on the pitch and being a winner off it as well. Peddie's company vision is clear – WIN. Accordingly, the company's core values are: Excite Every Fan, Inspire Our People, be Dedicated To Our Teams, and be Leaders In Our Community.

It is a personal practice of this vision and values that has enabled Peddie to continually place his mark on the North American professional sports and entertainment scene. In his 13th year as

President and Chief Executive Officer of MLSE, Peddie, who will retire at the end of 2011, oversees all business operations related to the Maple Leafs, Raptors, Toronto FC, Marlies, the operations of Air Canada Centre, BMO Field and Ricoh Coliseum, the organization's three digital channels – Leafs TV, Raptors NBA TV and GOLTV – and Maple Leaf Square, a sports and entertainment destination adjacent to Air Canada Centre.

Peddie was named president of the Raptors on November 22, 1996, but his first foray into professional team sports came in 1993 with the Palestra Group, a consortium of local businessmen seeking to bring an NBA expansion franchise to Toronto. The group, headed by Larry Tanenbaum, current Chairman of the Board of MLSE, was unsuccessful in securing the rights to the franchise but did establish Toronto as a viable entry into the NBA marketplace. It showcased the city's overwhelming capability to support a new franchise in uncharted waters. In 1998, when the merger of Maple Leaf Gardens Limited and Toronto Raptors created Maple Leaf Sports & Entertainment Ltd. (MLSE), Peddie moved over to become the organization's president. Peddie was appointed to MLSE's Board of Directors in July 2003.

Under his vibrant leadership MLSE has become one of the premier sports and entertainment companies in the world. In 2001, MLSE became the first North American sports franchise to unveil separate television channels dedicated to coverage of its hockey and basketball entities. The stations have witnessed substantial growth in programming and viewership. In 2009, MLSE acquired GOLTV Canada, a network dedicated to soccer, to complement its existing broadcast portfolio and to support its aspiration to grow soccer in Canada. Today, MLSE is one of the largest producers of live sports broadcasts in Canada. Developing innovative digital platforms to deliver Leafs, Raptors, Marlies and Toronto FC content to fans is one of MLSE's primary initiatives for the coming years.

MLSE launched its first venture into outside building operations and management in 2004 with an agreement to lease Toronto's Ricoh Coliseum, which is now the home of the Marlies, the Leafs' AHL affiliate.

On April 19, 2005 the company announced a major expansion initiative with the development of a \$500 million Maple Leaf Square – a premier sports and entertainment destination located next to Air Canada Centre. Completed in 2010, the development's anchor brand Real Sports includes – the 1,000-seat Real Sports Bar & Grill, named the best sports bar in North America by ESPN Mobile within three months of opening and Real Sports Apparel, a 9,000 square-foot themed store for sports enthusiasts. A casual fine dining restaurant, e11even, Hôtel Le Germain Maple Leaf Square, a 168-room boutique hotel, a 48,000-square-foot store Longo's grocery store, 872 condominiums and retail/office space are also integral properties at Maple Leaf Square.

In May 2006, the organization unveiled its newest sports team – Toronto FC. Toronto FC, the 13th team in Major League Soccer and the first outside the United States, has proven to be one of the most successful start-up teams in professional sports history. Since opening play in April 2007 in the new 21,000 seat BMO Field at Exhibition Place, Toronto FC established league standards in several areas of business operation, creating a successful blueprint for subsequent MLS expansion franchises. It was runner-up to the Boston Red Sox as Sports Business Journal's Professional Sports Franchise of the Year in 2007. Pivotal to growing soccer in Canada, BMO Field

is operated by MLSE and a successful example of a private-public sector partnership between MLSE and the three levels of government. BMO Field's success has created economic growth for Exhibition Place and the City of Toronto. Its high-profile events outside of the Toronto FC games such as the FIFA Under 20 World Cup, 2008 Major League Soccer All-Star Game, 2009 Real Madrid friendly match and the 2010 MLS Cup Final have generated an economic impact of more than \$160 million for Toronto.

In 2009, MLSE unveiled two major city building initiatives. An investment of \$48 million has created a newly revitalized and expanded Air Canada Centre. Air Canada Centre now boasts multiple entry points on its west side, additional retail areas, concessions stands and a High-Definition broadcast studio all located on a multi-level spacious area known as the Atrium. The Maple Leafs and Marlies also opened their new practice and training facilities in the MasterCard Centre for Hockey Excellence, Toronto's first community arena built since 1982.

In 2011, MLSE announced another city building investment in a new soccer academy and training facility that supports the sport's development in Canada. The \$20 million facility that opens in Spring 2012 will serve as the primary practice, training and development facility for Toronto FC and its Junior and Senior Academy teams. More recently, MLSE has deepened its roots in the entertainment industry with plans to launch a new live music channel in an alliance with Live Nation and build a new concert venue in Toronto.

His accomplishments in community leadership have set an example for his company and peers through his active participation in various charity and community initiatives including serving dinner at the Yonge Street Mission, building homes for Habitat for Humanity, and helping to refurbish city-owned sports facilities including Trinity Bellwoods hockey rink. He was a pivotal force in the creation of the MLSE Team Up Foundation, which combines the philanthropic efforts of MLSE's four sports teams, strives to improve the lives of youth by building facilities, giving to sustainable programs and empowering youth through sports and recreation. The Foundation has been responsible for refurbishing more than 30 sports facilities in the Greater Toronto Area.

Prior to joining the Raptors, Peddie was President and COO of NetStar Communications, formerly Labatt Communications, the parent company for The Sports Network (TSN), Le Réseau des sports (RDS), The Discovery Channel and Dome Productions. In July 1995, he was one of the key individuals in the management-led consortium that purchased the company.

In 1989, after 19 years in the packaged goods industry, Peddie accepted the post of president and chief executive officer of the Stadium Corporation of Ontario (SkyDome). During his five years at SkyDome, he helped to host more than 1,000 events and entertain more than 29 million guests. The facility was chosen Stadium of the Year four consecutive years by the Sports and Entertainment Industry and in 1992, Peddie was honoured as the North American Facility Manager of the Year.

Peddie began his business career with Colgate Palmolive in 1970 and moved to General Foods three years later. In the spring of 1983 he was promoted to the position of president of Hostess Foods. In 1985, he left to become the president and CEO of Pillsbury Canada, and during his tenure the company displayed record growth and was recognized as one of Canada's "100 Best Companies" by The Financial Post. Peddie received the Donald B. McCaskill Award for Marketing Excellence in Canada for his efforts with Pillsbury.

A native of Windsor, Ontario, Peddie graduated from the University of Windsor in 1970 and received an honorary doctorate from the institution in 2001. Peddie accepted an invitation to teach a bachelor of commerce course in strategic leadership to fourth year students at the University of Windsor in the fall of 2002. Peddie remains one of the University's most philanthropic and active donors.





BRIAN BURKE
 President and General Manager
 Alternate NHL Governor

Brian Burke was named the President and General Manager of the Toronto Maple Leafs on November 29, 2008. The 56-year-old Burke became the 13th General Manager in Maple Leafs history and brings over 20 years of National Hockey League experience in various roles to the franchise. Since taking over the Maple Leafs, Burke has acquired talented players such as Dion Phaneuf, Phil Kessel, John-Michael Liles, Tim Connolly and Joffrey Lupul, and has turned the hockey club into one of the youngest in the NHL. In 224 games as General Manager, the club has compiled a record of 94-98-32.

The Maple Leafs game on November 20, 2010 at Montreal marked Burke's 1000th game as a General Manager in the NHL. In 1,063 games to date as a GM in Hartford (84 games: 1992-93), Vancouver (492 games: 1998-99 to 2003-04), Anaheim (263 games: 2005-06 to 2008-09) and Toronto (224 games: 2008-09 to present), Burke has accumulated a record of 486-412-74-91.

Burke was on the U.S. National Team Advisory Committee that was charged with leading the selection of players for the U.S. Men's National Team that competed at the 2011 World Championships in Slovakia. As well, Burke was the General Manager of the 2010 U.S. Olympic Hockey Team, which won a silver medal at the 2010 Winter Olympic Games in Vancouver. In 1993, 2009 and 2010, Burke was the General Manager of the U.S. World Championships teams. On August 7, 2008, Burke was recognized for his outstanding service to hockey in the United States when he was named the recipient of the 2008 Lester Patrick Award.

Previously, Burke served as Executive Vice President and General Manager of the Anaheim Ducks from 2005 to 2008. In just over three seasons in Anaheim, Burke guided the Ducks to their first Stanley Cup (2007), first Pacific Division title (2007), and first-two 100+ point seasons (2006-07 & 2007-08). The Ducks also qualified for postseason contention in all three seasons, winning six-of-eight playoff series over that span.

Burke was ranked No. 1 by The Hockey News in the magazine's Annual GM Rankings in March of 2008, and was a finalist for The Hockey News Executive of the Year in 2006. He was named the Sporting News Executive of the Year in 2001, and was a runner-up for the same award following the 2005-06 season.

Burke joined the Ducks after a six-year stint (1998-2004) as President and General Manager of the Vancouver Canucks where he revitalized the team and the community en route to consecutive 100+ point seasons and the 2004 Northwest Division title. Under Burke's leadership, the Canucks improved their point total in four consecutive years from 1999-2003.

Since the 2000-01 season, Burke's teams have qualified for the Stanley Cup playoffs seven times, playing in 13 total postseason series. In addition, those seven clubs recorded at least 90+ points, including four 100-point seasons.

Born in Providence, Rhode Island and raised in Edina, Minnesota, Burke was named the Vice President and Director of Hockey Operations by the Vancouver Canucks in June of 1987. Burke left Vancouver to serve as General Manager of the Hartford Whalers for one season in 1992, before joining the NHL front office as Senior Vice President and Director of Hockey Operations in September of 1993. Some of his duties with the NHL included acting as chief disciplinarian by ruling on violations for on-ice player conduct, and working closely with Commissioner Gary Bettman on league direction and collective bargaining matters.

After earning his Bachelor of Arts in History from Providence College in 1977, Burke signed with the Philadelphia Flyers prior to the 1977-78 season and won a Calder Cup Championship with the Flyers' American Hockey League affiliate, the Maine Mariners. He then returned to school and graduated from Harvard Law in 1981. Burke practiced law in Boston for the next six years, representing professional hockey players until joining the Canucks in 1987. Brian resides with his wife Jennifer and has five children: Katie, Patrick, Molly, Mairin and Gracie.



BRIAN BURKE'S RECORD AS A GENERAL MANAGER

YEAR	TEAM	LGE	REGULAR SEASON							PLAYOFFS			
			G	W	L	T	OTL	PTS	%	G	W	L	%
1992-93	Hartford	NHL	84	26	52	6	--	58	0.345	--	--	--	
	United States	WC	--	--	--	--	--	--					
1998-99	Vancouver	NHL	82	23	47	12	--	58	0.354	--	--	--	
1999-00	Vancouver	NHL	82	30	29	15	8	83	0.506	--	--	--	
2000-01	Vancouver	NHL	82	36	28	11	7	90	0.549	4	0	4	0.000
2001-02	Vancouver	NHL	82	42	30	7	3	94	0.573	6	2	4	0.333
2002-03	Vancouver	NHL	82	45	23	13	1	104	0.634	14	7	7	0.500
2003-04 [^]	Vancouver	NHL	82	43	24	10	5	101	0.616	7	3	4	0.429
2005-06	Anaheim	NHL	82	43	27	--	12	98	0.598	16	9	7	0.563
2006-07 ^{**}	Anaheim	NHL	82	48	20	--	14	110	0.671	21	16	5	0.762
2007-08	Anaheim	NHL	82	47	27	--	8	102	0.622	6	2	4	0.333
	Anaheim	NHL	17	9	7	--	1	19	0.559	--	--	--	
2008-09	Toronto	NHL	60	27	26	--	7	61	0.565	--	--	--	
	United States	WC	8	3	3	0	2	--					
	Toronto	NHL	82	30	38	--	14	74	0.451	--	--	--	
2009-10	United States	OLY	6	5	0	0	1	--					
	United States	WC	6	2	3	0	1	--					
	Toronto	NHL	82	37	34	--	11	85	0.518	--	--	--	
NHL TOTALS			1063	486	412	74	91	1137	0.535	74	39	35	0.527

[^]Division Champion
^{**}Won Stanley Cup



RON WILSON Head Coach

Ron Wilson was named the 27th head coach in Toronto Maple Leafs history on June 10, 2008. In his first three seasons in Toronto, the Maple Leafs compiled a record of 101-107-38. Among active NHL coaches, the 55-year-old currently sits first in all-time games coached (1337) and all-time wins (619). On January 11, 2011 at San Jose, Wilson became the seventh coach in NHL history to record 600 career wins, when the Maple Leafs defeated the Sharks 4-2. Wilson previously held NHL head coaching duties with Anaheim, Washington, and San Jose.

Throughout his professional and amateur career, Wilson has enjoyed a long-standing relationship with USA Hockey. Wilson was the head coach of the U.S. Olympic Hockey Team that won the silver medal at the 2010 Winter Olympic Games in Vancouver. Wilson has coached the U.S. National team three times at the World Championships (1994, 1996 & 2009), advancing to the semifinals in each tournament. He led Team USA to the gold medal in 1996 at the inaugural World Cup of Hockey and he coached the team again at the 2004 tournament. Wilson also served as head coach for Team USA at the 1998 Nagano Winter Olympics.

Under Wilson's guidance, the San Jose Sharks were the only NHL team to have won at least one playoff round from 2003-04 to 2007-08. In his first four full seasons behind the Sharks bench, the team advanced to the Western Conference Final for the first time ever in 2004, and reached the Conference Semifinals in 2006, 2007 and 2008. His Sharks teams garnered two Pacific Division championships (2004 and 2008); twice finished second in their division, and twice posted the second-best point total in the conference. Between 2003-04 and 2007-08, no team appeared in more Stanley Cup playoff rounds (nine) other than the Detroit Red Wings (10). Wilson's team had the third-most NHL playoff series victories (five) behind Detroit (seven) and Anaheim (six) during that time.

With a record of 206-134-45 (W-L-O/T) Wilson surpassed Darryl Sutter as the Sharks' all-time wins leader on March 1, 2008. He is also the team's leader in postseason games coached with a 28-24 mark in 52 playoff games.

Wilson coached the Washington Capitals from 1997 until 2002 where he compiled a record of 192-167-51. His tenure in the United States' capital was highlighted by the team's only trip to the Stanley Cup Final in 1998.

Prior to spending five seasons with the Capitals, Wilson had served as the first head coach of the expansion Mighty Ducks of Anaheim in 1993, and he led the team to the post-season for the very first time in 1996-97.

In 15 NHL full seasons (minimum 82 games in a season) as head coach, Wilson's teams have reached the post-season eight times; won four division titles; won one playoff conference title; reached at least 90 points seven times; reached at least 100 points four times; reached at least 40 wins seven times; and reached 50 wins once (51 in 2006-07).

Wilson was a seventh-round selection of the Toronto Maple Leafs (132nd overall) in the 1975 NHL Amateur Draft. He made his NHL debut by playing in 13 games for Toronto in 1977-78, followed by 46 games in 1978-79 and five games in 1979-80. He recorded seven goals and 15 assists to go along with six penalty minutes in 64 total games with the Blue and White. He recorded a goal and three assists in six career Maple Leafs playoff games. In 117 career NHL games as a player with Toronto and Minnesota, Wilson recorded 26 goals and 67 assists for 93 points. In 2010, Wilson was named one of the top 50 ECAC players of all-time for his outstanding career from 1973-77 at Providence College.

Wilson is one of 15 individuals that have both played for the Maple Leafs and then went on to coach at least one game for the Original Six franchise.

Born in Windsor, Ontario, Ron is the son of Larry Wilson and the nephew of Johnny Wilson, both former players on Stanley Cup winning teams from Detroit.

Ron, and his wife Maureen, have two daughters Lauren and Kristen, and two granddaughters Riley and Kingsley.

RON WILSON'S HEAD COACHING RECORD

YEAR	TEAM	LGE	REGULAR SEASON							PLAYOFFS			
			G	W	L	T	OTL	PTS	%	G	W	L	%
1993-94	Anaheim	NHL	84	33	46	5	--	71	0.423	--	--	--	--
	United States	WC	8	4	4	0							
1994-95	Anaheim	NHL	48	16	27	5	--	37	0.385	--	--	--	--
1995-96	Anaheim	NHL	82	35	39	8	--	78	0.476	--	--	--	--
	United States	WCup	7	6	1	0							
1996-97	United States	WC	8	5	3	0							
	Anaheim	NHL	82	36	33	13	--	85	0.518	11	4	7	0.364
1997-98**	Washington	NHL	82	40	30	12	--	92	0.561	21	12	9	0.571
	United States	OLY	4	1	3	0							
1998-99	Washington	NHL	82	31	45	6	--	68	0.415	--	--	--	--
1999-00^	Washington	NHL	82	44	24	12	2	102	0.622	5	1	4	0.200
2000-01^	Washington	NHL	82	41	27	10	4	96	0.585	6	2	4	0.333
2001-02	Washington	NHL	82	36	33	11	2	85	0.518	--	--	--	--
2002-03	San Jose	NHL	57	19	25	7	6	51	0.447	--	--	--	--
2003-04^	San Jose	NHL	82	43	21	12	6	104	0.634	17	10	7	0.588
	United States	WCup	5	2	3	0							
2005-06	San Jose	NHL	82	44	27	0	11	99	0.604	11	6	5	0.545
2006-07	San Jose	NHL	82	51	26	0	5	107	0.652	11	6	5	0.545
2007-08^	San Jose	NHL	82	49	23	0	10	108	0.659	13	6	7	0.460
2008-09	Toronto	NHL	82	34	35	0	13	81	0.494	--	--	--	--
	United States	WC	8	3	3	0	2						
2009-10	Toronto	NHL	82	30	38	0	14	74	0.451	--	--	--	--
	United States	OLY	6	5	0	0	1						
2010-11	Toronto	NHL	82	37	34	--	11	85	0.518				
NHL TOTALS			1337	619	533	101	84	1423	0.532	95	47	48	0.490

[^]Division Champion

^{**}Eastern Conference Playoff Champion

WILSON SITS FIRST AMONG ACTIVE NHL COACHES IN GAMES AND WINS

Maple Leafs' head coach Ron Wilson's 1337 NHL games coached and 619 wins rank him sixth and seventh all-time, and first among active NHL coaches respectively in both categories. The charts listed below are as at the start of the 2011-12 season.

COACH	GAMES
1. Scotty Bowman	2141
2. Al Arbour	1607
3. Dick Irvin	1449
4. Pat Quinn	1399
5. Mike Keenan	1386
6. *Ron Wilson - TOR	1337
T-7. *Jacques Martin - MTL	1262
T-7. Jacques Lemaire	1262
9. Bryan Murray	1239
10. Billy Reay	1102

COACH	WINS
1. Scotty Bowman	1244
2. Al Arbour	782
3. Dick Irvin	692
4. Pat Quinn	685
5. Mike Keenan	672
6. Bryan Murray	620
7. *Ron Wilson - TOR	619
8. Jacques Lemaire	617
9. *Jacques Martin - MTL	600
10. Billy Reay	542

*Active





**DAVID
NONIS**

Senior
Vice-President
of Hockey
Operations

David Nonis was named the Toronto Maple Leafs' senior vice president of hockey operations on December 6, 2008. Nonis also serves as the general manager of the Toronto Marlies, the American Hockey League affiliate of the Maple Leafs.

Nonis, 45, most recently was the general manager of Canada's National Men's Team for the 2011 IIHF World Championship in Slovakia. Team Canada finished fifth in the tournament and featured current Maple Leaf players Dion Phaneuf, James Reimer and Luke Schenn. Nonis' appointment as general manager marked his first experience with Hockey Canada.

Prior to joining the Maple Leafs, Nonis was the Anaheim Ducks' senior advisor of hockey operations and held that position since June 20, 2008. In the previous four years he was the senior vice president and general manager of the Vancouver Canucks. He joined the Canucks in 1998 as senior vice president, director of hockey operations after serving four seasons as the National Hockey League's manager of hockey operations. With the NHL, Nonis helped craft the 1994 Collective Bargaining Agreement and worked with the league's arbitration team, assisting clubs in preparing for arbitration, researching salaries and interpreting contract language.

A native of Burnaby, British Columbia, Nonis played hockey for the University of Maine where he served as captain for two seasons, leading his team to back-to-back NCAA championship tournaments and graduating with a B.A. in 1988. He played one season professionally in Denmark before returning to Maine in 1989 to serve on the coaching staff of his alma mater. He earned his M.B.A. from Maine in 1990 before joining the Vancouver Canucks staff that year working with corporate contracts, computer scouting and team services. Nonis became the Canucks' chief negotiator of player contracts and assumed responsibility for Vancouver's minor league affiliate agreement with the Manitoba Moose of the American Hockey League. He directed all areas of the Canucks' hockey operations department before being tapped as the ninth, and youngest-ever, general manager of the club May 6, 2004.



**DAVE
POULIN**

Vice-President
of Hockey
Operations

Dave Poulin was named the Toronto Maple Leafs vice-president of hockey operations on July 23, 2009. Poulin previously worked in a scouting capacity under Brian Burke while with Anaheim in 2006-07 and at the beginning of the 2008-09 season.

Poulin played in 724 career NHL games and he scored 205 goals and added 325 assists for 530 points. He originally signed as a free agent with the Philadelphia Flyers late in the 1982-83 season and then appeared in 16 games with the Maine Mariners of the American Hockey League (AHL). He joined the Flyers later that year and then went on to play the next 12 seasons in the NHL with the Flyers, Boston Bruins and Washington Capitals before retiring at the conclusion of the 1994-95 campaign.

The Timmins, Ontario native served as the captain during his time with all three NHL teams, was selected to the All-Star Game three times, and he played in the Stanley Cup Final on three occasions. He is a member of the Flyers Hall of Fame and he captured the 1986-87 Frank J. Selke Trophy ('top NHL defensive forward') and the King Clancy Memorial Trophy ('leadership qualities on and off the ice') in 1992-93.

Poulin, 52, played four seasons of college hockey and earned his B.B.A. at the University of Notre Dame from 1978 to 1982. Thirteen years later he returned as the head coach at his alma mater and led the team to its first NCAA tournament experience. After 10 seasons, he stepped down to take on the new challenge at Notre Dame as Assistant Athletic Director in a development capacity. After occupying the role for two years he joined Reilly Partners, an executive search firm located in Chicago, as a managing director and partner in 2007.



**CLAUDE
LOISELLE**

Assistant
General
Manager

Claude Loiselle was appointed to the position of Assistant General Manager of the Toronto Maple Leafs on June 1, 2010.

Loiselle's responsibilities include; collective bargaining related duties, various contract negotiations, salary arbitration and cap management.

Loiselle, 48, previously served as Assistant General Manager of the Tampa Bay Lightning from 2005 to 2009, and General Manager of the American Hockey League's (AHL) Norfolk Admirals during the 2007-08 season. Prior to that, he spent seven years as Associate Director of Hockey Operations for the NHL and was involved in salary arbitration, discipline and collective bargaining, while also serving as the liaison on hockey operation matters between the NHL and the AHL.

The Ottawa native played 13 seasons in the NHL from 1981-82 to 1993-94. In 616 career games with the Red Wings, Devils, Nordiques, Maple Leafs and Islanders, Loiselle recorded 92 goals, 117 assists and 1,149 minutes in penalties. He also competed in 41 career NHL playoff games and was a member of two Patrick Division Championship teams (New Jersey-1988; Islanders-1993). Loiselle played with the Ontario Hockey League's Windsor Spitfires and won a Calder Cup in 1986 as a member of the AHL's Adirondack Red Wings before embarking on his NHL career.

A second round draft choice, 23rd overall, of the Detroit Red Wings in the 1981 Entry Draft, Loiselle would join the Maple Leafs on March 5, 1991. He collected seven goals and 10 assists with 104 penalty minutes in 71 games through parts of two seasons with the Blue and White.

Loiselle earned his law degree from McGill University in 1998, the same year he was admitted to the New York State Bar.



**CLIFF
FLETCHER**

Senior
Advisor

Cliff Fletcher, who was inducted into the Hockey Hall of Fame in the Builder category in 2004, brings more than 50 years of experience to the Maple Leafs. He rejoined the Maple Leafs on January 22, 2008 as general manager and the team fashioned a record of 17 wins, 13 losses and three overtime/shootout losses after his arrival to finish the 2007-08 season. Fletcher became the hockey club's senior advisor upon the naming of Brian Burke as president and general manager of the Maple Leafs on November 29, 2008.

Fletcher took over an underachieving Maple Leafs franchise on July 1, 1991 as chief operating officer, president and general manager and presided over a turnaround that saw the team advance to the conference finals (1993 and 1994) for the first time since 1978. He was chosen "Man of the Year" and "Executive of the Year" in 1993 by The Hockey News. Fletcher and the team parted ways May 24, 1997.

A native of Montreal, Quebec, Fletcher was a scout with the Montreal Canadiens for 10 years beginning in 1956 under legendary Sam Pollock. He later became the general manager of the Verdun Blues junior hockey team. Fletcher served as a scout and assistant general manager with the St. Louis Blues from 1966-72 before being named general manager of the expansion Atlanta Flames in 1972.

Fletcher was the Flames' general manager in the team's first 19 years of existence. He oversaw the beginning of the Atlanta Flames franchise in 1972, and in 1980, he organized the transfer of the franchise to Calgary. In 11 seasons with Calgary, the team won two President's Trophies, two Campbell Conference crowns and two Smythe Division titles. In 1989, the Flames defeated the Canadiens to capture the Stanley Cup on Montreal Forum ice.

In 1999 Fletcher served as senior advisor to the general manager of the Tampa Bay Lightning for two seasons. He joined the Phoenix Coyotes in February 2001 as general manager and executive vice president, moving up to senior executive vice president of hockey operations the following year. He and the club's general manager were relieved of their duties in Phoenix in April 2007.

Fletcher's stature in hockey led to his place on the Hockey Hall of Fame's Selection Committee. He served seven seasons as one of the 18 members on the committee before stepping down in 2002-03.



RICK DUDLEY

Director,
Player
Personnel

Rick Dudley joined the Toronto Maple Leafs organization on June 24, 2011 and was appointed the position of Director, Player Personnel. He brings more than 40 years of experience in professional hockey as a player, coach and executive to the organization.

Prior to coming to the Leafs organization, Dudley was with the Atlanta Thrashers beginning as the associate general manager in June of 2009 and was promoted to the position of general manager on April 14, 2010. He held that position with the Thrashers until the team moved to Winnipeg in the spring of 2011.

Dudley, 62, joined Atlanta after five years with the Chicago Blackhawks, where he served as the team's assistant general manager for the last three seasons. Before joining the Blackhawks in 2004, Dudley served as the general manager of the Florida Panthers for two seasons from 2002-03 to 2003-04. With the Panthers, he guided the team to improved records both seasons while drafting players such as Jay Bouwmeester and Nathan Horton. From 1999-00 to 2001-02, Dudley was the Tampa Bay Lightning's general manager. Prior to joining the Lightning, Dudley served as the general manager of the Ottawa Senators for one season in 1998-99.

Dudley was the general manager for the Detroit Vipers of the former International Hockey League for four seasons before joining the Senators. With the Vipers, Dudley led the team to a 200-93-35 record and the 1997 Turner Cup championship. Overall, as a general manager he has led his teams to the league finals eight times and won four championships in the American Hockey League, IHL and ECHL. Dudley also had a lengthy and successful record as a head coach in both the NHL and minor leagues. He spent two-and-a-half seasons as a head coach of the Buffalo Sabres from 1989-90 to 1991-92, posting an 85-72-31 record while leading them to the playoffs twice. During the 2003-04 season, he spent 40 games behind the bench of the Florida Panthers.

The Toronto native played seven NHL seasons with Buffalo and Winnipeg, recording 174 points (75 goals, 99 assists) in 309 games. He also played in 270 World Hockey Association games over four seasons with the Cincinnati Stingers, where he earned 277 points (131 goals, 146 assists) and tallied back-to-back 40-goal seasons in 1975-76 and 1976-77.



GREG CRONIN

Assistant
Coach

Greg Cronin enters his first season as an assistant coach with the Maple Leafs.

Cronin, 48, brings a wealth of professional and collegiate coaching experience to the Maple Leafs. Most recently, he completed his sixth season as head coach of Northeastern University. He led the team to their first consecutive seasons of posting a .500 record or better since the 1993-94 and 1994-95 seasons. He served as the head coach of the American Hockey League's (AHL) Bridgeport Sound Tigers from 2003 to 2005, following a five-year stint as an assistant coach with the New York Islanders from 1998 to 2003.

The native of Boston, Massachusetts was an assistant coach for Team USA's entries at the 1997 and 2011 World Hockey Championship. In addition, he served as an assistant coach for two U.S. National Junior Teams (1997-98) and earned a silver medal with Team USA at the 1997 IIHF World Junior Championship. Cronin's coaching background also includes assistant coaching and interim head coach posts for both the University of Maine and Colorado College. He played four years at Colby College from 1982-86 and he spent the 1987-88 season as an assistant coach at his alma mater. Cronin played an integral role in the institution of USA Hockey's National Team Development Program by serving at the helm of the inaugural National Under-18 team in 1997-98.



SCOTT GORDON

Assistant
Coach

Scott Gordon enters his first season as an assistant coach with the Maple Leafs.

Gordon, 48, is a former head coach of the New York Islanders (2008-10) and the U.S. National Team in 2010 and 2011. He was an assistant coach on Ron Wilson's silver-medal winning U.S. Olympic Team in 2010. A former goaltender, Gordon's international resume also includes his participation as a player for his home country in the 1992 Winter Olympics in Albertville, France.

Gordon earned the Louis A.R. Pieri Memorial Award as the American Hockey League's 'Coach of the Year' in 2007-08 as the Providence Bruins registered an AHL-best 55-18-3 record. He originally joined Providence as an assistant in 2000 and ascended to the head coach position near the end of the 2002-03 campaign. He fashioned a record of 221-141-20-27 (W-L-T-OT/SOL) in the five seasons running the bench of Providence.

Gordon's coaching career began with the International Hockey League's (IHL) Atlanta Knights from 1994 to 1996 and another two with that league's Quebec Rafales. He has the distinction of being the IHL's youngest head coach in their league's history when he became the bench boss of the Knights on January 5, 1996 at the age of 32. He is also a former coach of the ECHL's Roanoke Express (1998-99).

A native of Easton, Massachusetts, Gordon was a goaltender for Boston College from 1982 to 1986, posting a career mark of 64-35-3. He's a former Hockey East First-Team All-Star in 1986 and he played a huge role in the Eagles' first place finish in the ECAC East Region in 1983-84. The Eagles would go on to first-place finishes in 1984-85 and 1985-86.

Gordon signed with the Quebec Nordiques in 1986-87. He made his NHL debut in 1989-90 with Quebec and he played a total of 23 NHL games, all with the Nordiques. He retired as a player following the 1993-94 season.



ROB ZETTLER

Assistant
Coach

Rob Zettler enters his fourth season as an assistant coach with the Maple Leafs.

Zettler, 43, spent six seasons (2002-08) as an assistant coach with Ron Wilson's staff on the San Jose Sharks. He spent parts of the final three years of his career playing for Wilson in Washington, prior to joining the San Jose coaching staff.

In 2002, following his retirement, Zettler returned to San Jose as the Sharks radio hockey analyst. He also helped create the Sharks Alumni Association, in addition to assisting The Sharks Foundation and the team's Fan Development Department with its programs, clinics and events.

Zettler became one of the first professional sports coaches to receive certification from the Positive Coaching Alliance, an organization dedicated to using sports as a character-building experience based in Stanford, California. In the summer of 2007 he created Zettler Pro Hockey Camps, a week-long camp in South Lake Tahoe for youngsters ages 8-11.

The Sept. Iles, Quebec native played 14 seasons in the NHL for Minnesota, San Jose, Philadelphia, Toronto, Nashville and Washington prior to joining the coaching ranks. Zettler played 569 career NHL games collecting five goals, 65 assists for 70 points.

For three seasons, from 1995-96 to 1997-98, he played in 136 games for the Maple Leafs registering two goals and 20 assists for 22 points and 207 penalty minutes.



**FRANCOIS
ALLAIRE**

Goaltending
Consultant

Francois Allaire enters his third season as the Toronto Maple Leafs goaltending consultant. Allaire works extensively with the goaltenders at all levels of the Maple Leafs' organization.

Prior to joining the Maple Leafs, Allaire spent 13 seasons as Anaheim's goaltending consultant which included the 2007 Stanley Cup championship team. He worked with former Leafs' goaltender Jean-Sebastien Giguere who backstopped Anaheim in 2007 and won the Conn Smythe Trophy as the 2003 NHL Playoff MVP.

A three-time Stanley Cup champion, Allaire spent 12 seasons with the Montreal Canadiens organization prior to joining Anaheim. As the Canadiens' goaltending coach, he helped the club win the Stanley Cup in 1986 & 1993, working with goaltender Patrick Roy beginning in 1984-85 until 1995-96. During that period, Roy won two Conn Smythe Trophies, four William Jennings Trophies, three Vezina Trophies and was named to the NHL's end of season All-Star Team five times. Roy also appeared in six NHL All-Star Games during that time.

Allaire was also instrumental in developing the Montreal Canadiens young goalies, who won the Harry 'Hap' Holmes Trophy (AHL team with fewest goals against) on four occasions and the Baz Bastien Trophy (AHL's best goaltender) on three occasions.

A graduate of the University of Sherbrooke with a degree in physical education, he has also published four books on goaltending, pre-season physical preparation and sports psychology.

The 56-year-old Allaire resides in Boisbriand, Quebec.



**GRAEME
TOWNSHEND**

Skating
Coach

Graeme Townshend enters his fourth season with the Toronto Maple Leafs. Townshend, 45, works with players on both the Maple Leafs and the AHL's Toronto Marlies, as well as with the organization's drafted prospects in North America.

Prior to joining the Maple Leafs, Townshend spent four seasons with the San Jose Sharks as the team's skating coach under the guidance of Ron Wilson and his coaching staff.

Townshend's coaching experience also includes being the head coach of the Macon Whoopie in the Central Hockey League (1999-01) and the Greensboro Generals in the ECHL (2001-02).

Townshend, who was the first NHL player born in Jamaica, played 45 career NHL games (1989-94) for Boston, the New York Islanders and Ottawa collecting three goals and seven assists. Also during his playing career, Townshend was named Man of the Year in the International Hockey League in 1996 and the Western Professional Hockey League in 1999 for his strong leadership qualities on and off the ice, while making significant and noteworthy humanitarian contributions to his community.



**JIM
HUGHES**

Director of Player
Development

Jim Hughes is entering his third season as director of player development for the Toronto Maple Leafs.

Hughes was an assistant coach with the Maple Leafs' AHL affiliate, the Toronto Marlies, from 2006-08. He was responsible for the AHL's number one ranked penalty kill in 2007-08. In 2008-09 he began the season as head coach of Minsk Dynamo of the KHL. Hughes left Minsk and rejoined the Marlies once again as an assistant coach on November 19, 2008.

Hughes, 44, was the head coach of the Manchester Monarchs during the 2005-06 campaign leading the team to a record of 43-30-3-4 and a third place finish in the Atlantic Division. He served as the Monarch's assistant coach for two seasons prior to 2005-06. Before his arrival in Manchester, Hughes spent two seasons as an assistant coach with the Boston Bruins. In his first year with the team (2001-02), the Bruins finished atop the NHL's Eastern Conference standings.

The Bronx, New York native joined the coaching ranks in 1992 as an assistant coach at Providence College. After two seasons with the Friars, he moved onto Rensselaer Polytechnic Institute (R.P.I.) as an assistant coach and helped lead the Engineers to the 1994-95 ECAC title. Following three seasons in private business, he returned to coaching and joined the International Hockey League's Orlando Solar Bears in 1999, and eventually won the Turner Cup championship in 2001.

As a player, Hughes played four seasons at Providence College (1985-89). In his senior season he served as team captain, was the Friars' Most Valuable Player, a Hockey East All-Star and the Providence College Male Athlete of the Year. Internationally he represented his country as a member of Team USA at the Spengler Cup in Davos, Switzerland and the Pravada Cup in Russia.



**DAVE
MORRISON**

Director of
Amateur Scouting

Dave Morrison was named the director of amateur scouting for the Maple Leafs on June 23, 2006. He originally joined the organization as an amateur scout on September 10, 2004.

Morrison, 49, is responsible for supervising and directing all Maple Leafs amateur scouting activities for the Maple Leafs' scouting staff.

Morrison previously held the position of amateur scout with the Vancouver Canucks for parts of five seasons from 1999-2000 to 2003-04 covering eligible amateur players around the globe.

The native of Toronto, Ontario was originally selected by the Los Angeles Kings 34th overall in the 1980 NHL Draft and he played 39 career NHL games for Los Angeles and Vancouver collecting six points (three goals, three assists) with four penalty minutes. He also played 206 career American Hockey League games collecting 126 points (58 goals, 68 assists) with 141 penalty minutes.

After the 1984-85 season, Morrison spent the next 13 seasons playing hockey in Europe for teams such as Berlin and Kassel of the German Elite League as well as Manchester of the British Super League.

Morrison's playing experience also includes playing for Canada at two Spengler Cup Tournaments and the 1982 gold medal winning world junior national team.

SCOUTING STAFF



George Armstrong
Amateur Scout



Thommie Bergman
European Scout



Scott Carter
Amateur Scout



Rob Cowie
Pro Scout



Joe Gibbs
European Scout



Jari Gronstrand
European Scout



Gary Harker
Amateur Scout



Peter Ihnacak
European Scout



Steve Kasper
Pro Scout



Nikolai Ladygin
European Scout



John Lilley
Amateur Scout



Garth Malarchuk
Amateur Scout



John McMorrow
Amateur Scout



Mike Palmateer
Amateur Scout



Mike Penny
Pro Scout



Allan Power
Amateur Scout



Pierre Rioux
Amateur Scout



Daryl Stanley
Amateur Scout



Dave Starman
Amateur Scout



Roy Stasiuk
Amateur Scout



Bud Stefanski
Amateur Scout



Tom Watt
Pro Scout

ELITE LEADERSHIP TEAM



Tom Anselmi
Executive Vice-President &
Chief Operating Officer



Robin Brudner
Executive Vice-President
General Counsel &
Corporate Secretary



Brian Burke
President, General
Manager & Alternate
NHL Governor



Ian Clarke
Executive Vice-President &
Chief Financial Officer,
Business Development



Bryan Colangelo
President &
General Manager
Toronto Raptors



Chris Hebb
Senior Vice-President
Broadcast & Content



Dave Hopkinson
Senior Vice-President
Business Partnerships



Bob Hunter
Executive Vice-President
Venues & Entertainment



Kevin Nonomura
Senior Vice-President
Finance



Richard Peddie
President,
Chief Executive Officer
& Alternate NHL
Governor




Beth Robertson
Senior Vice-President
Ticket Sales & Service



Patti-Anne Tarlton
Vice-President &
General Manager,
Live Entertainment



Mardi Walker
Senior Vice-President
People



HOCKEY STAFF



Todd Bean
Massage
Therapist



Anthony Belza
Strength &
Conditioning
Coordinator



Tom Blatchford
Assistant
Equipment
Manager



Taylor Dean
Coordinator,
Game
Presentation



Jamie Deans
Manager,
Corporate
Communications



Chris Dennis
Assistant
Coach/Video



Craig Downey
Manager,
Media Relations



Marty Dudgeon
Athletic
Therapist



Sandi Dunn
Executive
Assistant, Hockey
Operations



Mike Ferriman
Manager,
Game
Presentation



Fraser Gillan
Coordinator,
Game
Presentation



Aaron Gogishvili
Coordinator,
Media Relations



Catherine Grey
Executive
Assistant, General
Manager's Office



Dave Griffiths
Manager,
Team Services



Bobby Hastings
Assistant
Equipment
Manager



**Adam
Jancelewicz**
Video
Coordinator



Rajani Kamath
Director,
Corporate
Communications



Laura Leite
Executive
Assistant,
Communications



Reid Mitchell
Director, Hockey
& Scouting
Administration



Brian Papineau
Equipment
Manager



Pat Park
Director,
Media Relations



Andy Playter
Head Athletic
Therapist

COMMUNITY PARTNERSHIPS STAFF



Rebecca Davies
Coordinator,
Community Partnerships



Dave De Freitas
Director, Community &
Sports Partnerships



Kristina Flynn
Coordinator,
Community &
Player Programming



Melanie Gerin-Lajoie
Director, Community
& Sports Partnerships



Shannon Hosford
Senior Director,
Marketing



Greg Schell
Coordinator,
Youth Hockey
Development



Jason Schwabe
Coordinator,
Community &
Player Programming

TEAM UP FOUNDATION STAFF



Michael Bartlett
Executive Director



Alicia Erz
Coordinator,
Communications &
Charitable Partnerships



Bridgette Estrela
Coordinator,
Community Investment



Kayla Foster
Development
Assistant



James King
Manager, Fundraising



Jessica Lee
Coordinator,
Fundraising



Eleanor McDonald
Coordinator,
Fundraising



Tanya Mruck
Manager, Community
Investment &
Communications



Jillian Svensson
Manager, Fundraising



Maple Leaf Sports & Entertainment Ltd. strives to be a leader by bringing pride to our community, its people and making it a better place for everyone to live, work and play.

COMMUNITY PROGRAMS

The Toronto Maple Leafs are committed to making a difference in the community. For more information on our community programs, please visit the Community section at www.mapleleafs.com



MLSE Shape Up

Maple Leafs Sports & Entertainment (MLSE) has a focus on bringing educational programs into schools within the community, and this Fall marks the second year of **Shape Up** – a free program focused on using professional sports to create healthy, active living opportunities for children and youth in grades 1-8.

In partnership with OPHEA (Ontario Physical Health and Education Association), **Shape Up** provides teachers with access to online DPA (Daily Physical Activity) resources such as video demonstrations, activity cards, circuits and missions from the Raptors, Leafs, Marlies and Toronto FC. Participating classes are also eligible for school visits and clinics with players as well as an exclusive Shape Up event highlighting our four teams.

To learn more and register for **Shape Up** visit www.mlseshapeup.com.



Player Appearance Programs Back

Toronto Maple Leaf players and personnel make over 500 appearances in the community every year. These appearances consist of visits to local hospitals, schools & community centres.

To download the 2011-2012 player appearance request form, please visit www.mapleleafs.com



Ticket Programs

The Toronto Maple Leafs are committed to giving back to the community through various ticket donation programs. The generous contributions of players and management will allow close to 1,800 youth to attend a Maple Leafs game this season. Over 20 organizations benefit from this program, including Camp Oochigeas, The Canadian Forces, SickKids, Big Brothers and Sisters, Bloorview Kids Rehab and the Starlight Children's Foundation.

Donations

The Toronto Maple Leafs are invested in supporting the fundraising efforts of Ontario's various children's charities, educational initiatives and programs related to sport development. During the 2010-2011 season the Leafs donated over 1,200 items to these charities' fundraising initiatives.

For more information regarding donation requests, please visit www.mlse donations.com.

SPORT PARTNERSHIPS

Toronto Maple Leafs Hockey School

A one week full-day hockey camp at MasterCard Centre for Hockey Excellence that aims to provide boys and girls the opportunity to develop all areas of their game including skating, puck handling, passing, shooting and off-ice strength and conditioning.

The Toronto Maple Leafs Hockey School is a must for players who want to develop proper habits as well as those who want to build their confidence and take their game to the next level.

For more information, please visit www.leafshockeyschool.com

Learn to Skate

Building off its success last season, the Learn to Skate program will be expanding to include sessions both in the community and at Air Canada Centre.

Learn to Skate is a cost-free clinic program for youths ages 6 -13 developed to introduce both first time and beginner skaters to basic skills in a fun, encouraging atmosphere that will reflect positively on the experience of skating as well as the sport of hockey.

Leafs Clinics Series

Unique sessions that offer an exciting opportunity for youths to participate in one-day position-specific clinics at MasterCard Centre for Hockey Excellence. These sessions incorporate fundamental skill development with interactive demonstrations from favourite Leafs players and coaches.

For more information, visit www.leafsclinics.com.



Coaches Open House

The Toronto Maple Leafs host their annual coaching clinic at Air Canada Centre that offers coaches of all levels a unique opportunity to watch, listen and learn from team coaches and special guests as they take to the ice to demonstrate and share drills, tips and knowledge on hot topics in the games today.

For more information, visit www.coachesopenhouse.ca

IN THE COMMUNITY

Leafs Mobile Fan Zone

An exact replica of the Maple Leafs dressing room brings a piece of Air Canada Centre to a variety of community events. The Tour allows patrons to sit in their favourite players' stall, take pictures, listen to pre-game music, and watch highlight videos.

For more information, visit www.leafsmobilefanzone.com.



Hockey in the Neighborhood

Hockey in the Neighborhood is a free program that provides a unique hockey opportunity for hundreds of boys and girls in the City of Toronto. Every weekend from September to March, hockey is in a new neighbourhood teaching youths the fundamentals of the game.

GIVING BACK

During the 2010-2011 season MLSE employees volunteered nearly 3,000 hours toward community initiatives in the Greater Toronto Area.

Highlights from this past year include the Big Save, where on June 20, 2011 MLSE teamed up with Canadian Blood Services to hold a record-breaking event: Air Canada Centre set the record for the largest blood donor clinic in the history of CBS for a single day collection with an astounding 574 units, which translates to close to 1,700 lives saved.

Additional initiatives include the City of Toronto's 20 Minute Makeover, disaster relief gate collections, and various rink, court & pitch refurbishments across the GTA.

To find out more about the MLSE community initiatives, please visit www.mlse.com/making_a_difference/team_up_blog.aspx.

TEAM UP FOUNDATION

The MLSE Team Up Foundation is committed to improving the lives of youth by building facilities, giving to sustainable programs and empowering youth through sports and recreation.

With a four team, three sport approach, the Team Up Foundation's efforts will provide children and youth, of all abilities, access to sport and recreational opportunities.

Through the legacy program, MLSE and the Team Up Foundation have refurbished more than 29 facilities. The results of our legacy program highlight the importance that recreational facilities play in shaping the lives of people in a community by promoting physical activity and by creating an inclusive environment.

To learn more about the Team Up Foundation and their community initiatives, please visit www.mlseteamupfoundation.org



Events

MLSE Team Up Foundation supports Camp Trillium for Hockey Fights Cancer Night - Monday, October 17th, 2011

Maple Leafs Have a Heart Dinner - Tuesday, November 29th, 2011

MLSE Team Up Foundation Awareness Night - Saturday, December 17th, 2011

Outdoor Practice - Wednesday, January 4th, 2012

MLSE Team Up Foundation Awareness Night - Tuesday, March 20th, 2012

4 Team Event - March 2012



e11even is a restaurant that embraces Toronto's energy in the heart of the sports & entertainment district.

Modern, sophisticated and elegant, at e11even you will enjoy an unsurpassed dining experience that will dazzle the senses.

Enjoy exceptional and approachable North American cuisine complemented with the perfect pairings selected by our very own Jennifer Huether, Canada's only female Master Sommelier.

Join us today for lunch, dinner or private dining and experience a culinary social affair that will not soon be forgotten.

e11even
the perfect time

MAPLE LEAF SQUARE • 15 YORK ST. • OUTSIDE AIR CANADA CENTRE

e11even.ca • 416.815.1111 •

18:11
19:11
20:11
21:11
22:11
23:11
24:11
01:11
02:11
03:11
04:11
05:11
06:11
07:11
08:11
09:11
10:11
11:11
12:11

SALUTE TO THE TROOPS



The Toronto Maple Leaf Hockey Club has been linked with our country's military throughout the team's long history. Conn Smythe, as founder of the Maple Leafs in 1927, made the maple leaf the logo for his new hockey team when he gained control of the Toronto St. Pats. He had worn the maple leaf proudly on his uniform as a soldier in the Great War and he was determined to put his stamp on his new-look National Hockey League member club. The maple leaf, as Canada's iconic symbol, became front and centre on the sweaters of Smythe's hockey team. The patriotic Smythe later sustained significant injuries

while serving in the Canadian Army at the age of 45 in the Second World War but he would return to guide the Maple Leafs to future championships.


Numerous Toronto Maple Leafs had their playing careers interrupted or cut short in order to serve in the military during the 1940s. Legendary hockey players Walter 'Turk' Broda and Syl Apps were among many that served overseas during the prime of their hockey careers. Both recaptured individual and Stanley Cup glory upon their return to the NHL. The courageous Maple Leafs that served our country are displayed on the opposite page.

Since January 3, 2009, current members of our Canadian Forces have been saluted at games at Air Canada Centre as part of the special 'Luke's Troops' program. As guests of Maple Leafs defenceman Luke Schenn, dedicated men and women of the military are recognized with standing ovations from the patrons, and on some occasions, both teams, when introduced at each home game.

On January 14, 2012, the Toronto Maple Leafs will host Canadian Forces Night for the sixth consecutive season at Air Canada Centre.



Major Conn Smythe





Johnny Bower



Dave 'Tiger' Williams



Paul Henderson



Howie Meeker (centre) with former Leaf Tomas Kaberle (left) and Leafs captain Dion Phaneuf (right)



Wendel Clark at Easter Seals skate



TORONTO MAPLE LEAFS ALUMNI

Founded in 1995 by Red Kelly, Allan Stanley, Eddie Shack and Frank Mahovlich, the Toronto Maple Leafs Alumni (TMLA), is the largest association of its kind in the NHL with over 190 members. From its first sitting president, Billy Harris, to current head, Kevin Maguire, the TMLA is dedicated to creating and maintaining ties between current and past players in an effort to promote wellness and participation in the community.

In its 16th year of existence, it has expanded its participation to include a variety of team events including the Easter Seals Skate, Leafs Open Practice, School Visits and Hockey Schools. This is in addition to numerous charity hockey games, golf tournaments, autograph signings, dinners, and other special functions.

Many charitable organizations benefit from the dedicated efforts of the TMLA, including the Team Up Foundation, Camp Maple Leaf, OFSAA, and most recently the Family Fund of the Canadian Armed Forces. Their commitment to the Family Fund was highlighted when several of the Leafs Alumni accompanied the Stanley Cup to Kandahar, Afghanistan to help support Canadian Troops in each of the past five seasons.

In honour of the late Ted "Teeder" Kennedy, the TMLA has created a scholarship program in his name that exclusively helps the children/grandchildren of former Maple Leaf players through their post secondary education.

BOARD OF DIRECTORS

Kevin Maguire—President
 Mark Osborne—Past President
 Mike Pelyk
 Jim Dorey
 Greg Hotham
 Rod Seiling

Pat Boutette
 Dan Daoust
 Stew Gavin
 Peter Ing
 Gary Leeman

BAYCREST INTERNATIONAL PRO-AM HOCKEY TOURNAMENT

Entering its seventh year the Baycrest International Pro-AM Hockey Tournament in association with the Maple Leafs and NHL Alumni has raised over ten million dollars for Alzheimer's research and education. With 50 teams and over 25 Leafs alumni, it is one of the largest charity hockey tournaments in North America.

PROSTATE CANCER CANADA

The TMLA has recently teamed up with Prostate Cancer Canada to help raise funds and awareness for a cause close to home. Look for many former Leafs to be involved in community initiatives such as the Father's Day Walk/Run and Movember.

LEAFS & LEGENDS CHARITY GOLF CLASSIC

Leafs Alumni join current and future Leafs annually at the Leafs & Legends Charity Golf Classic to raise funds for the TeamUp Foundation and Camp Maple Leaf.



Homecoming 2010

Gary Aldcorn
 Claire Alexander
 Glenn Anderson
 John Anderson
 Dave Andreychuk
 Al Arbour
 George Armstrong
 Andy Bathgate
 Bob Baun
 Ken Relanger
 Bill Berg
 Tim Bernhardt
 Allan Bester
 Fred Boimistruck
 Nikolai Borschevsky
 Laurie Boschman
 Bruce Boudreau
 Pat Boutette
 Johnny Bower
 Dave Burrows
 Jerry Butler
 Wayne Carleton
 Randy Carlyle
 Ed Chadwick
 Terry Clancy
 Wendel Clark
 Gary Collins
 Brian Conacher
 Russ Courtnall
 Jiri Crha
 Barry Cullen
 Brian Cullen
 Vincent Damphousse
 Dan Daoust
 Lucien Deblois
 Dale DeGray
 Bill Derlago
 Jim Dorey
 Dick Duff
 Denis Dupere
 Mike Eastwood
 Tim Ecclestone
 Gary Edmundson
 Don Edwards
 Dave Ellett
 Ron Ellis
 Dave Farrish
 Doug Favell
 Tom Fergus
 Tom Fitzgerald
 Fern Flaman
 Mike Foligno
 Lou Franceschetti
 Miroslav Frycer
 Mike Gartner
 Stew Gavin
 Todd Gill
 Doug Gilmour
 Gaston Gingras
 Brian Glennie
 John Grisdale
 Paul Harrison

Jim Harrison
 Glenn Healy
 Paul Henderson
 Pat Hickey
 Paul Higgins
 Larry Hillman
 Greg Hotham
 Ron Hurst
 Dave Hutchison
 Al Iafate
 Peter Ihnacak
 Peter Ing
 Jeff Jackson
 Gerry James
 Wes Jarvis
 Larry Jeffrey
 Trevor Johansen
 Jimmy Jones
 Curtis Joseph
 Mike Kaszycki
 Red Kelly
 Mike Kennedy
 Dave Keon
 Trevor Kidd
 Kris King
 Mike Krushelnyski
 Tom Kurvers
 Nick Kypreos
 Mark Laforest
 Paul Lawless
 Gary Leeman
 Sylvain Lefebvre
 Danny Lewicki
 Joe Lundrigan
 Fleming Mackell
 Bill MacMillan
 John MacMillan
 Jamie Macoun
 Kevin Maguire
 Frank Mahovlich
 Dan Maloney
 Bob Manno
 Milan Marcetta
 Daniel Marois
 Brad Marsh
 Matt Martin
 Terry Martin
 Brad May
 John McCormack
 Lanny McDonald
 Bob McGill
 John McIntyre
 Larry McIntyre
 Walt McKechnie
 Jim McKenny
 Dave McLlwain
 Howie Meeker
 Berry Melrose
 Rudy Migay
 Dmitri Mironov
 Garry Monahan
 Jim Morrison

Gus Mortson
 Kirk Muller
 Craig Muni
 Ric Nattress
 Bob Neely
 Bob Nevin
 Gary Nylund
 Murray Oliver
 Bert Olmstead
 Mark Osborne
 Wilf Paiement
 Mike Palmateer
 Jim Pappin
 Rob Pearson
 Mike Pelyk
 Pierre Pilote
 Felix Potvin
 Noel Price
 Marcel Pronovost
 Bob Pulford
 Joel Quenneville
 Rob Ramage
 Marc Reaume
 Dave Reid
 Rene Robert
 Gary Roberts
 Bill Root
 Gary Sabourin
 Borje Salming
 Al Secord
 Rod Seiling
 Brit Selby
 Brad Selwood
 Eddie Shack
 Darryl Shannon
 Doug Shedden
 Darryl Sittler
 Brad Smith
 Rick St. Croix
 Allan Stanley
 Marian Stastny
 Pete Stenkowski
 Ron Stewart
 Greg Terrion
 Steve Thomas
 Errol Thompson
 Scott Thornton
 Guy Trottier
 Darcy Tucker
 Ian Turnbull
 Norm Ullman
 Rick Vaive
 Jack Valiquette
 Garry Valk
 Kurt Walker
 Mike Walton
 Stan Weir
 Dave Williams
 John Wilson
 Randy Wood

LEAFSTV

OFFICIAL STATION. LEAFS NATION.

12 LIVE LEAFS GAMES

ALL AVAILABLE IN HD!

PLUS PRE & POST GAME SHOWS

EVERY GAME NIGHT

AT		MON. OCT. 24 @ 7:00P
AT		THURS. NOV. 17 @ 8:00P
AT		SUN. NOV. 20 @ 5:00P
AT		MON. DEC. 5 @ 7:00P
VS		THURS. DEC. 22 @ 7:00P
AT		THURS. DEC. 29 @ 7:00P
VS		THURS. JAN. 5 @ 7:00P
VS		MON. JAN. 23 @ 7:00P
AT		WED. FEB. 15 @ 10:00P
AT		THURS. MAR. 15 @ 7:30P
AT		FRI. MAR. 23 @ 7:00P
VS		THURS. APR. 5 @ 7:00P



 CHANNEL 97/500 HD	 CHANNEL 422/1422 HD	 CLASSIC 454 ADVANCED 398	 CHANNEL 155/739 HD	 FOLLOW US @LEAFSTV MAPLELEAFS.COM
----------------------------------------------------------------------------------------------------------------------	------------------------------------------------------------------------------------------------------------------------	------------------------------------------------------------------------------------------------------------------------------------	-----------------------------------------------------------------------------------------------------------------------	-------------------------------------------------------------------------------------------------------------------------------------------------------------------



THE PLAYERS

PAGES 36-119



BORN: Rouleau, Saskatchewan, CAN

DATE: June 11, 1989

HEIGHT: 6' 5"

WEIGHT: 217 lbs.

SHOOTS: Left

POSITION: Defence

Vs. NHL	GP	G	A	P	PIM
ANAHEIM	0	0	0	0	0
ATLANTA	1	0	0	0	2
BOSTON	4	1	0	1	4
BUFFALO	4	0	0	0	0
CALGARY	1	0	0	0	2
CAROLINA	1	0	0	0	0
CHICAGO	1	0	0	0	2
COLORADO	1	0	0	0	0
COLUMBUS	0	0	0	0	0
DALLAS	1	0	0	0	0
DETROIT	1	0	0	0	0
EDMONTON	0	0	0	0	0
FLORIDA	1	0	0	0	5
LOS ANGELES	0	0	0	0	0
MINNESOTA	1	0	0	0	4
MONTREAL	4	0	0	0	2
NASHVILLE	1	0	0	0	0
NEW JERSEY	3	0	0	0	2
NY ISLANDERS	2	1	0	1	2
NY RANGERS	0	0	0	0	0
OTTAWA	2	0	0	0	0
PHILADELPHIA	3	0	0	0	5
PHOENIX	0	0	0	0	0
PITTSBURGH	3	0	0	0	2
SAN JOSE	0	0	0	0	0
ST LOUIS	0	0	0	0	0
TAMPA BAY	2	0	0	0	0
TORONTO	0	0	0	0	0
VANCOUVER	1	0	0	0	0
WASHINGTON	2	0	0	0	0
NHL TOTALS:	40	2	0	2	32

🌿 **BECAME A LEAF:** Acquired from Calgary with Dion Phaneuf and Fredrik Sjostrom for Matt Stajan, Niklas Hagman, Ian White and Jamal Mayers, January 31, 2010.

TRANSACTIONS: Originally Calgary's third choice, 116th overall, in the 2007 Entry Draft.

🌿 **2010-11 SEASON:** Played 40 games for the Maple Leafs scoring 2 goals with 32 penalty minutes. Played 36 games for the Toronto Marlies (AHL) collecting 9 points (3 goals, 6 assists) with 61 penalty minutes. Registered over 20 minutes of ice time in a game 23 times for Maple Leafs. Recalled from the Marlies Nov. 12. Made NHL debut Nov. 13 vs. Vancouver. Assigned to the Marlies Dec. 17. Recalled from the Marlies Feb. 10. Scored 1st career NHL goal and point Mar. 8 at NY Islanders (AI Montoya). Registered a career-high (26:26) of ice time Mar. 16 at Carolina. Scored a goal Mar. 19 vs. Boston. Healthy scratch 4 times this season, most recently Dec. 14 at Edmonton.

🌿 **CAREER:** **2009-10:** Played 43 games for Abbotsford (AHL) collecting 6 points (2 goals, 4 assists) with 32 penalty minutes. Acquired by Toronto from Calgary January 31. Played 5 games for the Toronto Marlies (AHL) collecting 6 penalty

minutes. Played 1st career professional game for Abbotsford Oct. 9 vs. San Antonio. Scored 1st AHL goal and point Oct. 16 vs. Milwaukee. Played 1st Marlies game Feb. 5 at Grand Rapids. Sustained a shoulder injury Feb. 13 at Manitoba. Missed final 25 games of season with shoulder injury. **2008-09:** Played 58 games for Brandon (WHL) collecting 33 points (6 goals, 27 assists) with 83 penalty minutes. Ranked 2nd in points among Brandon defencemen. Brandon's team captain. For the 2nd time won Daryl K. (Doc) Seaman Trophy (former Calgary Flames owner) as the Scholastic Player of the Year in WHL. Named to WHL East First All-Star Team. Played 12 playoff games for Brandon collecting 9 points (2 goals, 7 assists) with 12 penalty minutes. Played 6 games for Team Canada at IIHF World Junior Championship collecting 1 assist and 2 penalty minutes. Won gold medal with Team Canada. **2007-08:** Played 72 games for Brandon collecting 17 points (5 goals, 12 assists) with 81 penalty minutes. Played 6 playoff games for Brandon collecting 3 assists with 11 penalty minutes. **2006-07:** Played 66 games for Brandon collecting 9 points (1 goal, 8 assists) with 82 penalty minutes. Played 11 playoff games for Brandon collecting 2 assists with 14 penalty minutes. **2005-06:** Played 38 games for Brandon collecting 2 assists with 32 penalty minutes. Played 4 playoff games collecting 4 penalty minutes.

FAVOURITE ROAD CITY:

Calgary

FIRST CAR:

A white Camaro

FAVOURITE GENRE OF MUSIC:

Country

FIRST JOB:

Helping my Dad on the farm

AMATEUR AND PRO RECORD

SEASON	CLUB	LEAGUE	REGULAR SEASON										PLAYOFFS							
			GP	G	A	PTS	+/-	PIM	PP	SH	GW	S	5%	GP	G	A	PTS	PIM		
2004-05	NOTRE DAME	SJHL	38	2	7	9	--	53	--	--	--	--	--	--	--	--	--	--	--	--
2005-06	BRANDON	WHL	38	0	2	2	--	32	--	--	--	--	--	4	0	0	0	4		
2006-07	BRANDON	WHL	66	1	8	9	--	82	--	--	--	--	--	11	0	2	2	14		
2007-08	BRANDON	WHL	72	5	12	17	--	81	--	--	--	--	--	6	0	3	3	11		
2008-09	BRANDON	WHL	58	6	27	33	--	83	--	--	--	--	--	12	2	7	9	12		
	CANADA	WJC	6	0	1	1	--	2	--	--	--	--	--	--	--	--	--	--	--	
2009-10	ABBOTSFORD	AHL	43	2	4	6	--	32	--	--	--	--	--	--	--	--	--	--	--	
	TORONTO	AHL	5	0	0	0	--	6	--	--	--	--	--	--	--	--	--	--	--	
2010-11	TORONTO	NHL	40	2	0	2	-1	32	0	0	0	32	6.3	--	--	--	--	--	--	
	TORONTO	AHL	36	3	6	9	--	61	--	--	--	--	--	--	--	--	--	--	--	
	NHL TOTALS		40	2	0	2	-1	32	0	0	0	32	6.3	--	--	--	--	--	--	

NHL SINGLE GAME MILESTONES

HAT TRICKS None
 MOST GOALS 1(2) – Last: Mar. 19, 2011 vs. BOS (1G)
 MOST ASSISTS None
 MOST POINTS 1(2) – Last: Mar. 19, 2011 vs. BOS (1G)
 *number of times occurred in parenthesis ().

LONGEST NHL STREAKS

POINTS 1 – Last: Mar. 19, 2011 (1G)
 GOALS 1 – Last: Mar. 19, 2011 (1G)
 ASSISTS None

REGULAR SEASON OT GOALS

None

REGULAR SEASON PENALTY SHOTS

None

LEAFS SINGLE GAME MILESTONES

See NHL Single Game Milestones
 See NHL Single Game Milestones
 See NHL Single Game Milestones
 See NHL Single Game Milestones

LONGEST LEAFS STREAKS

See Longest NHL Streaks
 See Longest NHL Streaks
 See Longest NHL Streaks

REGULAR SEASON SHOOTOUT ATTEMPTS

2010-11: None



BORN: Regina, Saskatchewan, CAN

DATE: March 19, 1986

HEIGHT: 6' 1"

WEIGHT: 195 lbs.

SHOOTS: Right

POSITION: Centre

Vs. NHL	GP	G	A	P	PIM
ANAHEIM	1	1	1	2	0
ATLANTA	7	0	3	3	2
BOSTON	9	1	3	4	0
BUFFALO	7	1	1	2	2
CALGARY	2	0	0	0	0
CAROLINA	6	1	2	3	0
CHICAGO	1	0	0	0	0
COLORADO	2	1	1	2	0
COLUMBUS	1	1	0	1	0
DALLAS	1	1	0	1	0
DETROIT	1	0	0	0	0
EDMONTON	3	1	3	4	2
FLORIDA	6	1	0	1	2
LOS ANGELES	2	0	2	2	0
MINNESOTA	1	0	1	1	0
MONTREAL	8	3	5	8	2
NASHVILLE	2	0	1	1	0
NEW JERSEY	8	1	2	3	2
NY ISLANDERS	5	0	0	0	0
NY RANGERS	6	0	2	2	0
OTTAWA	9	4	3	7	2
PHILADELPHIA	7	1	1	2	4
PHOENIX	1	0	0	0	0
PITTSBURGH	5	2	2	4	2
SAN JOSE	2	1	1	2	0
ST LOUIS	2	0	0	0	0
TAMPA BAY	6	1	2	3	0
TORONTO	0	0	0	0	0
VANCOUVER	3	0	0	0	0
WASHINGTON	5	1	0	1	0
NHL TOTALS:	119	23	36	59	20

🌿 **BECAME A LEAF:** Signed as a free agent by Toronto April 4, 2009.

TRANSACTIONS: None.

🌿 **2010-11 SEASON:** Played 82 games for the Maple Leafs collecting 32 points (15 goals, 17 assists) with 14 penalty minutes. Ranked 1st on Maple Leafs in faceoff win percentage (54.6), 1st (tie) in shorthanded goals (1), and 3rd (tie) in powerplay goals (6) and game-winning goals (4). 1 of 5 Maple Leafs players to play in all 82 games. Tied a career-high with 2 assists Oct. 15 at NY Rangers. Scored a goal and named 1st star Jan. 6 vs. Florida. Scored a career-high 2 goals (tie) and named 1st star Jan. 1 at Ottawa. Scored game-deciding goal in the shootout and named 1st star Jan. 6 vs. St. Louis. Registered a 3-game assist streak (Jan. 7 - 11) with 3 assists. Scored game-winning goal and added an assist Jan. 20 vs. Anaheim. Tied a career-high in goals (2) and points (3) Feb. 24 at Montreal. Played 100th career NHL game Feb. 27 at Atlanta. Collected a point in 3 consecutive games (Mar. 19 -24) with 3 points (1 goal, 2 assists). Scored game-winning goal Apr. 2 at Ottawa. Became 2nd player in franchise history to score a 3-on-5 shorthanded goal Apr. 6 at New Jersey - Darryl Sittler accomplished same feat Mar. 19, 1980 vs. Winnipeg. Scored 3 goals on 4 shootout attempts.

🌿 **CAREER:** **2009-10:** Played 37 games for the Maple Leafs collecting 27 points (8 goals, 19 assists) with 6 penalty minutes. Played 32 games for the Toronto Marlies (AHL) collecting 20 points (4 goals, 16 assists) with 6 penalty minutes. Ranked 11th in NHL rookie scoring. Recalled from Marlies Oct. 13. Made NHL debut and collected an assist Oct. 13 vs. Colorado. Assigned to the Marlies Oct. 14. Recalled from the Marlies Jan. 11. Scored 1st NHL goal, added an assist and named 1st star Jan. 14 vs. Philadelphia (Michael Leighton). Collected 2 points (1 goal, 1 assist) Feb. 6 vs. Ottawa. Registered a 4-game point streak (Feb. 2 - 8) with 5 points (2 goals, 3 assists). Collected a career-high (tie) 3 points (1 goal, 2 assists) Mar. 13 vs. Edmonton. **2008-09:** Played 19 games for the University of Denver (WCHA) collecting 23 points (8 goals, 15 assists) with 10 penalty minutes. Ranked 2nd on Denver with a (+14) plus/minus. Missed 21 games due to knee injury. Named to the WCHA All-Academic Team. **2007-08:** Played 41 games for the University of Denver collecting 34 points (18 goals, 16 assists) with 22 penalty minutes. Ranked 1st on Denver in goals and points. Ranked 2nd on Denver in plus/minus (+12). Ranked 3rd on Denver in assists. Ranked 2nd in NCAA shorthanded goals (5). Became 3rd freshman since 1986-87 to lead team in scoring. Named to All-WCHA third team and All-WCHA rookie team. **2006-07:** Played 59 games for Victoria (BCHL) collecting 128 points (45 goals, 83 assists) with 45 penalty minutes. Won Brett Hull scorer as BCHL's

FAVOURITE RESTAURANT IN TORONTO:

Sotto Sotto

FAVOURITE ATHLETE GROWING UP:

Pavel Bure

FAVOURITE PRE-GAME MEAL:

Chicken Parmesan

FAVOURITE GENRE OF MUSIC:

Country

Top Scorer. Ranked 1st in BCHL assists. Ranked 4th in BCHL goals. Ranked 1st on Victoria in goals, assists, points and shorthanded goals (5). Played 11 playoff games for Victoria collecting 13 points (4 goals, 9 assists) with 6 penalty minutes. Ranked 1st on Victoria in playoff assists and points. **2005-06:** Played 56 games for Victoria (BCHL) collecting 69 points (31 goals, 38 assists) with 26 penalty minutes. Ranked 1st on Victoria in goals, assists, points, powerplay goals (10) and

shorthanded goals (6). Played 16 playoff games for Victoria collecting 16 points (8 goals, 8 assists) with 14 penalty minutes. Ranked 2nd on Victoria in playoff points. **2004-05:** Played 55 games for Victoria (BCHL) collecting 31 points (15 goals, 16 assists) with 24 penalty minutes. Played 5 playoff games for Victoria collecting 2 assists with 2 penalty minutes.

AMATEUR AND PRO RECORD

REGULAR SEASON

PLAYOFFS

SEASON	CLUB	LEAGUE	GP	G	A	PTS	+/-	PIM	PP	SH	GW	S	S%	GP	G	A	PTS	PIM
2004-05	VICTORIA	BCHL	55	15	16	31	--	24	--	--	--	--	--	5	0	2	2	2
2005-06	VICTORIA	BCHL	56	31	38	69	--	26	--	--	--	--	--	16	8	8	16	14
2006-07	VICTORIA	BCHL	59	45	83	128	--	45	--	--	--	--	--	11	4	9	13	6
2007-08	U. OF DENVER	WCHA	41	18	16	34	--	22	--	--	--	--	--	--	--	--	--	--
2008-09	U. OF DENVER	WCHA	19	8	15	23	--	10	--	--	--	--	--	--	--	--	--	--
2009-10	TORONTO	NHL	37	8	19	27	-5	6	2	0	1	51	15.7	--	--	--	--	--
	TORONTO	AHL	32	4	16	20	--	6	--	--	--	--	--	--	--	--	--	--
2010-11	TORONTO	NHL	82	15	17	32	-29	14	6	1	4	120	12.5	--	--	--	--	--
	NHL TOTALS		119	23	36	59	-34	20	8	1	5	171	13.5	--	--	--	--	--

NHL SINGLE GAME MILESTONES

HAT TRICKS None
 MOST GOALS 2(2) - Last: Feb. 24, 2011 at MTL
 MOST ASSISTS 2(2) - Last: Oct. 15, 2010 at NYR
 MOST POINTS 3(2) - Last: Feb. 24, 2011 at MTL (2G,1A)
 *number of times occurred in parenthesis ().

LONGEST NHL STREAKS

POINTS 4 - Last: Feb. 2 - 8, 2010 (2G,3A)
 GOALS 2 - Last: Dec. 30, 2010 - Jan. 1, 2011 (3G)
 ASSISTS 3 - Last: Jan. 7 - 11, 2011 (3A)

REGULAR SEASON OT GOALS

None

REGULAR SEASON PENALTY SHOTS

None

LEAFS SINGLE GAME MILESTONES

See NHL Single Game Milestones
 See NHL Single Game Milestones
 See NHL Single Game Milestones
 See NHL Single Game Milestones

LONGEST LEAFS STREAKS

See Longest NHL Streaks
 See Longest NHL Streaks
 See Longest NHL Streaks

REGULAR SEASON SHOOTOUT ATTEMPTS

2009-10: Did not score in 1 attempt
 2010-11: Scored 3 goals in 4 attempts
 CAREER: Scored 3 goals in 5 attempts



BORN: Chicago, Illinois, USA

DATE: June 24, 1985

HEIGHT: 5' 11"

WEIGHT: 205 lbs.

SHOOTS: Right

POSITION: Right Wing

Vs. NHL	GP	G	A	P	PIM
ANAHEIM	4	0	0	0	24
ATLANTA	4	0	0	0	19
BOSTON	6	1	0	1	21
BUFFALO	5	2	0	2	4
CALGARY	9	0	1	1	21
CAROLINA	3	1	1	2	0
CHICAGO	7	0	0	0	13
COLORADO	8	0	0	0	14
COLUMBUS	9	0	0	0	27
DALLAS	11	1	0	1	12
DETROIT	8	0	0	0	5
EDMONTON	8	0	0	0	48
FLORIDA	7	0	0	0	12
LOS ANGELES	7	0	0	0	14
MINNESOTA	10	1	1	2	9
MONTREAL	5	0	0	0	7
NASHVILLE	9	1	0	1	70
NEW JERSEY	4	0	0	0	7
NY ISLANDERS	4	0	0	0	17
NY RANGERS	5	0	0	0	12
OTTAWA	6	0	0	0	7
PHILADELPHIA	5	0	1	1	7
PHOENIX	11	2	2	4	10
PITTSBURGH	5	0	2	2	0
SAN JOSE	9	1	0	1	14
ST LOUIS	5	0	0	0	10
TAMPA BAY	6	0	0	0	12
TORONTO	1	0	0	0	2
VANCOUVER	7	1	0	1	10
WASHINGTON	4	1	0	1	10
NHL TOTALS:	192	12	8	20	375

❖ **BECAME A LEAF:** Acquired from Anaheim for Toronto's fifth round pick (Chris Wagner) in the 2010 Entry Draft, June 25, 2010.

TRANSACTIONS: Originally Vancouver's fourth choice, 159th overall, in the 2004 Entry Draft. Traded to Anaheim by Vancouver for Nathan McLver, February 4, 2009.

❖ **2010-11 SEASON:** Played 50 games for the Maple Leafs collecting 8 points (3 goals, 5 assists) with 69 penalty minutes. Established career highs for assists, points and powerplay goals (1). Made Maple Leafs debut Oct. 7 vs. Montreal. Collected 1st Maple Leafs point (assist) Oct. 13 at Pittsburgh. Scored 1st Maple Leafs goal Nov. 3 at Washington. Missed game due to injury Nov. 26 at Buffalo. Missed 19 games (Dec. 2 - Jan. 11) due to finger injury. Returned to lineup and collected an assist Jan. 13 at Phoenix. Served a 3-game suspension (Jan. 15 - 20) for delivering a lateral hit to the head of an opponent Jan. 13 at Phoenix. Collected a career-high 2 points (1 goal, 1 assist) Jan. 24 at Carolina. Missed 9 games (Feb. 3 - 19) due to upper body injury. Scored a goal Mar. 19 at Boston. Selected to play for Team USA at 2011 IIHF World Championship in Slovakia. Named alternate captain for Team USA. Played 7 games for Team USA.

❖ **CAREER:** **2009-10:** Played 75 games for Anaheim collecting 7 points (6 goals, 1 assists) with 106 penalty minutes. Ranked 4th in Anaheim penalty minutes. Registered career-highs for games played, goals, shorthanded goals (1) and shots (82). Collected career-high 6th point (assist) of season Jan. 2 at Nashville. **2008-09:** Split second NHL season between Anaheim and Vancouver. Both goals scored were game-winning goals (Feb. 24 at Buffalo & Apr 4 at San Jose). Registered a career-high 17 penalty minutes Dec. 17 with Vancouver vs. Edmonton & Feb. 26 with Anaheim at Boston. Played 1st game with Anaheim Feb. 5 at Nashville, going scoreless on 2 shots with 11:38 TOI. Scored 1st Anaheim goal, also 1st career GWG, Feb. 24 at Buffalo (Patrick Lalime). Registered 1st Anaheim assist Mar. 22 at Phoenix. Played all 13 playoff games for Anaheim collecting 2 assists with 25 penalty minutes. Played 1st career NHL playoff game and collected 1st assist in GM #1 of CQF Apr. 16 at San Jose. Collected assist in GM #6 of CQF Apr. 27 vs. San Jose. **2007-08:** Played 19 games for Vancouver. Played 1st career NHL game Nov. 21 vs. Minnesota. Scored 1st NHL goal Dec. 2 at Minnesota (Niklas Backstrom). Played 54 games for Manitoba (AHL) and led team with 201 penalty minutes. Played 6 playoff games with Manitoba scoring 2 goals with 11 penalty minutes. **2006-07:** Led Manitoba in penalty minutes (194). **2005-06:** Played 1st professional season with Manitoba. Ranked 1st on team in penalty minutes

FIRST JOB:

Working at my Dad's Harley shop

BEST PART OF BEING A PRO ATHLETE:

The competitiveness

FAVOURITE ROAD CITY:

Chicago

BEST PART OF LIVING IN TORONTO:

The passion the city has for hockey

(139). **2003-05:** Played 77 games over 2 seasons at University of Michigan collecting 21 points (11 goals, 10 assists) with 146 penalty minutes. **2001-03:** Played 55 games over 2 seasons with U.S. National

Under-18 team collecting 19 points (5 goals, 14 assists) with 84 penalty minutes.

AMATEUR AND PRO RECORD		REGULAR SEASON											PLAYOFFS					
SEASON	CLUB	LEAGUE	GP	G	A	PTS	+/-	PIM	PP	SH	GW	S	5%	GP	G	A	PTS	PIM
2001-02	USNTDP	NAHL	46	5	11	16	--	56	--	--	--	--	--	--	--	--	--	--
2002-03	USNTDP	NAHL	9	0	3	3	--	29	--	--	--	--	--	--	--	--	--	--
2003-04	U. OF MICHIGAN	CCHA	42	8	5	13	--	51	--	--	--	--	--	--	--	--	--	--
2004-05	U. OF MICHIGAN	CCHA	35	3	5	8	--	95	--	--	--	--	--	--	--	--	--	--
2005-06	MANITOBA	AHL	73	7	8	15	--	139	--	--	--	--	--	13	1	2	3	17
2006-07	MANITOBA	AHL	62	3	0	3	--	194	--	--	--	--	--	13	0	2	2	16
2007-08	VANCOUVER	NHL	19	1	0	1	-2	55	0	0	0	9	11.1	--	--	--	--	--
	MANITOBA	AHL	54	10	3	13	--	201	--	--	--	--	--	6	2	0	2	11
2008-09	VANCOUVER	NHL	20	0	1	1	-5	85	0	0	0	6	0.0	--	--	--	--	--
	ANAHEIM	NHL	28	2	1	3	-2	60	0	0	2	38	5.3	13	0	2	2	25
2009-10	ANAHEIM	NHL	75	6	1	7	1	106	0	1	2	82	7.3	--	--	--	--	--
2010-11	TORONTO	NHL	50	3	5	8	1	69	1	0	0	59	5.1	--	--	--	--	--
	UNITED STATES	WC	7	0	0	0	--	0	--	--	--	--	--	--	--	--	--	--
	NHL TOTALS		192	12	8	20	-7	375	1	1	4	194	6.2	13	0	2	2	25
	LEAF TOTALS		50	3	5	8	1	69	1	0	0	59	5.1	--	--	--	--	--

NHL SINGLE GAME MILESTONES

HAT TRICKS None
 MOST GOALS 1(12) - Last: Mar. 19, 2011 (TOR) vs. BOS
 MOST ASSISTS 1(8) - Last: Mar. 10, 2011 (TOR) vs. PHI
 MOST POINTS 2(1) - Last: Jan. 24, 2011 (TOR) at CAR (1G,1A)
 *number of times occurred in parenthesis (.)

LONGEST NHL STREAKS

POINTS 2 - Last: Dec. 31, 2009 - Jan. 2, 2010 (ANA) (2G)
 GOALS 2 - Last: Dec. 31, 2009 - Jan. 2, 2010 (ANA) (2G)
 ASSISTS 1 - Last: Mar. 10, 2011 (TOR) (1A)

REGULAR SEASON OT GOALS

None

REGULAR SEASON PENALTY SHOTS

None

LEAFS SINGLE GAME MILESTONES

None
 1(3) - Last: Mar. 19, 2011 vs. BOS
 1(5) - Last: Mar. 10, 2011 vs. PHI
 2(1) - Last: Jan. 24, 2011 at CAR (1G,1A)

LONGEST LEAFS STREAKS

1 - Last: Mar. 19, 2011 (1G)
 1 - Last: Mar. 19, 2011 (1G)
 1 - Last: Mar. 10, 2011 (1A)

REGULAR SEASON SHOOTOUT ATTEMPTS

2007-08: None
 2008-09: None
 2009-10: None
 2010-11: None



BORN: Laval, Quebec, Canada

DATE: April 24, 1985

HEIGHT: 6' 0"

WEIGHT: 196 lbs.

SHOOTS: Right

POSITION: Centre

Vs. NHL	GP	G	A	P	PIM
ANAHEIM	2	0	0	0	0
BOSTON	1	0	0	0	0
BUFFALO	1	0	0	0	0
CALGARY	6	0	0	0	20
CAROLINA	1	0	0	0	0
CHICAGO	6	0	1	1	6
COLORADO	0	0	0	0	0
COLUMBUS	4	2	0	2	0
DALLAS	4	1	4	5	0
DETROIT	5	0	0	0	2
EDMONTON	6	1	0	1	6
FLORIDA	1	0	0	0	0
LOS ANGELES	2	0	0	0	0
MINNESOTA	6	0	1	1	0
MONTREAL	1	0	1	1	2
NASHVILLE	5	0	0	0	2
NEW JERSEY	1	0	0	0	0
NY ISLANDERS	2	0	1	1	0
NY RANGERS	2	0	0	0	0
OTTAWA	1	0	2	2	0
PHILADELPHIA	2	0	0	0	0
PHOENIX	5	1	1	2	0
PITTSBURGH	2	0	0	0	0
SAN JOSE	4	0	0	0	0
ST LOUIS	5	0	0	0	0
TAMPA BAY	1	1	0	1	2
TORONTO	0	0	0	0	0
VANCOUVER	7	0	1	1	4
WASHINGTON	1	0	0	0	0
WINNIPEG	2	0	0	0	2
NHL TOTALS:	86	6	12	18	46

BECAME A LEAF: Signed as a free agent by Toronto July 7, 2011.

TRANSACTIONS: Originally Columbus' fifth choice, 104th overall, in the 2003 Entry Draft. Traded to Colorado by Columbus with Darcy Campbell for Mark Rycroft, January 22, 2008.

2010-11 SEASON: Played 74 games for Colorado collecting 17 points (6 goals, 11 assists) with 40 penalty minutes. Ranked 2nd on team among rookies in points. Ranked 2nd on team among forwards in hits (128). Collected 1st point of season (assist) Nov. 4 vs. Vancouver. Scored 1st NHL goal (shorthanded) and collected a career-high 3 points (1 goal, 2 assists) Nov. 6 vs. Dallas (Andrew Raycroft). Collected 2 assists Dec. 17 vs. Ottawa. Registered a season-high 6 hits Jan. 24 vs. St. Louis.

CAREER: **2009-10:** Played 4 games for Colorado collecting 1 assist with 2 penalty minutes. Made season debut Nov. 1 at Vancouver. Collected 1st career NHL point (assist) Nov. 4 vs. Phoenix. Played 68 games for Lake Erie (AHL) collecting 35 points (16 goals, 19 assists) with 47 penalty minutes. **2008-09:** Played 8 games for Colorado collecting 4 penalty minutes. Recalled from Lake Erie Dec. 11 and made NHL debut Dec. 12 vs. Chicago. Played 3 games for Colorado before being reassigned to Lake Erie Dec. 16. Recalled from Lake Erie Jan. 6 and played 5 games before sustaining a foot injury Jan. 16 vs. Edmonton. Reassigned to Lake Erie Jan. 19. Played 67 games for

Lake Erie collecting 46 points (17 goals, 29 assists) with 42 penalty minutes. Ranked 1st on Lake Erie in assists and plus/minus (+11). Ranked 2nd on Lake Erie in goals. **2007-08:** Played a combined 46 AHL games for Syracuse and Lake Erie. Played 29 games for Syracuse collecting 11 points (7 goals, 4 assists) with 2 penalty minutes. Played 17 games for Lake Erie collecting 8 points (5 goals, 3 assists) with 12 penalty minutes. **2006-07:** Played 51 games for Syracuse (AHL) collecting 22 points (11 goals, 11 assists) with 18 penalty minutes. Played 8 games for Dayton (ECHL) collecting 5 points (3 goals, 2 assists) with 8 penalty minutes. Played 19 playoff games for Dayton collecting 15 points (6 goals, 9 assists) with 28 penalty minutes. **2005-06:** Played 56 games for Moncton (QMJHL) collecting 108 points (32 goals, 76 assists) with 52 penalty minutes. Ranked 1st on team in assists and points. Ranked 3rd on team in goals. Played 19 playoff games for Moncton collecting 32 points (14 goals, 18 assists) with 14 penalty minutes. Ranked 3rd in QMJHL playoff points. Won QMJHL championship with Moncton. Played 5 games for Moncton at Memorial Cup collecting a team leading 7 points (2 goals, 5 assists) with 4 penalty minutes. **2004-05:** Played 62 games for Rouyn-Noranda (QMJHL) collecting 84 points (34 goals, 50 points) with 60 penalty minutes. Ranked 1st (tie) on team in points, 2nd in assists and 2nd in points. Played 10 playoff games for Rouyn-Noranda collecting 8 points (5 goals, 3 assists) with 8 penalty minutes. Ranked 2nd on Rouyn-Noranda in playoff points. **2003-04:** Played 60 games for Gatineau (QMJHL) collecting 55 points

FAVOURITE ROAD CITY:

Montreal

FAVOURITE ATHLETE GROWING UP:

Michael Jordan

WHAT IS YOUR PET PEEVE:

Red lights

FAVOURITE PRE-GAME MEAL:

Salmon/Pasta

(18 goals, 37 assists) with 77 penalty minutes. Played 15 playoff games for Gatineau (QMJHL) collecting 16 points (6 goals, 10 assists) with 14 penalty minutes. Won QMJHL championship with Gatineau. Played 5 games for Gatineau at Memorial Cup collecting 3 points (1 goal, 2 assists) with 6 penalty minutes. **2002-03:** Played 68 games for Hull (QMJHL) collecting 56 points (22 goals, 34 assists) with 89 penalty minutes. Ranked 3rd on team in

goals, assists (tie) and points. Played 20 playoff games for Hull collecting 6 points (2 goals, 4 assists) with 22 penalty minutes. Won QMJHL championship with Hull. Played 5 games for Hull at Memorial Cup collecting 3 assists with 12 penalty minutes. **2001-02:** Played 67 games for Hull collecting 21 points (7 goals, 14 assists) with 59 penalty minutes. Played 12 playoff games for Hull collecting 11 points (6 goals, 5 assists) with 14 penalty minutes.

AMATEUR AND PRO RECORD

SEASON	CLUB	LEAGUE	REGULAR SEASON										PLAYOFFS					
			GP	G	A	PTS	+/-	PIM	PP	SH	GW	S	5%	GP	G	A	PTS	PIM
2001-02	HULL	QMJHL	67	7	14	21	--	59	--	--	--	--	--	12	6	5	11	14
2002-03	HULL	QMJHL	68	22	34	56	--	89	--	--	--	--	20	2	4	6	22	
	MEMORIAL CUP		5	0	3	3	--	12	--	--	--	--	--	--	--	--	--	
2003-04	GATINEAU	QMJHL	60	18	37	55	--	77	--	--	--	--	15	6	10	16	14	
	MEMORIAL CUP		5	1	2	3	--	6	--	--	--	--	--	--	--	--	--	
2004-05	ROUYN-NORANDA	QMJHL	62	34	50	84	--	60	--	--	--	--	10	5	3	8	8	
2005-06	MONCTON	QMJHL	56	32	76	108	--	52	--	--	--	--	19	14	18	32	14	
	MEMORIAL CUP		5	2	5	7	--	4	--	--	--	--	--	--	--	--	--	
2006-07	SYRACUSE	AHL	51	11	11	22	--	18	--	--	--	--	--	--	--	--	--	
	DAYTON	ECHL	8	3	2	5	--	8	--	--	--	--	19	6	9	15	28	
2007-08	SYRACUSE	AHL	29	7	4	11	--	2	--	--	--	--	--	--	--	--	--	
	LAKE ERIE	AHL	17	5	3	8	--	12	--	--	--	--	--	--	--	--	--	
2008-09	COLORADO	NHL	8	0	0	0	-1	4	0	0	0	11	0.0	--	--	--	--	
	LAKE ERIE	AHL	67	17	29	46	--	42	--	--	--	--	--	--	--	--	--	
2009-10	COLORADO	NHL	4	0	1	1	1	2	0	0	0	4	0.0	--	--	--	--	
	LAKE ERIE	AHL	68	16	19	35	--	47	--	--	--	--	--	--	--	--	--	
2010-11	COLORADO	NHL	74	6	11	17	-4	40	0	1	0	101	5.9	--	--	--	--	
	NHL TOTALS		86	6	12	18	-4	46	0	1	0	116	5.2	--	--	--	--	

NHL SINGLE GAME MILESTONES

HAT TRICKS	None
MOST GOALS	1(6) - Last: Apr. 10, 2011 (COL) vs. EDM
MOST ASSISTS	2(2) - Last: Dec. 17, 2011 (COL) vs. OTT
MOST POINTS	3(1) - Last: Nov. 6, 2011 (COL) vs. DAL (1G, 2A) *number of times occurred in parenthesis (.)

LONGEST NHL STREAKS

POINTS	3 - Last: Apr. 7 - 10, 2011 (COL) (1G, 2A)
GOALS	1 - Last: Apr. 10, 2011 (COL) (1G)
ASSISTS	2 - Last: Apr. 8 - 10, 2011 (COL) (2A)

REGULAR SEASON OT GOALS

None

REGULAR SEASON PENALTY SHOTS

None

LEAFS SINGLE GAME MILESTONES

N/A
N/A
N/A
N/A

LONGEST LEAFS STREAKS

N/A
N/A
N/A

REGULAR SEASON SHOOTOUT ATTEMPTS

None



BORN: Salmon Arm, BC, Canada
DATE: August 8, 1987
HEIGHT: 6' 5"
WEIGHT: 213 lbs.
SHOOTS: Right
POSITION: Defence

Vs. NHL	GP	G	A	P	PIM
ANAHEIM	8	1	3	4	4
BOSTON	2	0	1	1	2
BUFFALO	1	0	1	1	2
CALGARY	8	1	1	2	0
CAROLINA	2	0	1	1	0
CHICAGO	10	1	4	5	2
COLORADO	6	3	2	5	2
COLUMBUS	10	1	0	1	2
DALLAS	6	0	1	1	0
DETROIT	11	0	2	2	4
EDMONTON	6	0	2	2	4
FLORIDA	4	0	1	1	0
LOS ANGELES	6	1	2	3	0
MINNESOTA	8	1	0	1	80
MONTREAL	2	0	0	0	2
NASHVILLE	0	0	0	0	0
NEW JERSEY	1	0	0	0	0
NY ISLANDERS	1	0	2	2	0
NY RANGERS	1	0	0	0	0
OTTAWA	2	1	1	2	0
PHILADELPHIA	2	0	1	1	0
PHOENIX	8	0	1	1	4
PITTSBURGH	1	1	0	1	2
SAN JOSE	7	1	3	4	2
ST LOUIS	12	0	1	1	2
TAMPA BAY	1	1	0	1	0
TORONTO	2	1	1	2	0
VANCOUVER	7	0	1	1	0
WASHINGTON	2	0	1	1	2
WINNIPEG	4	0	3	3	2
NHL TOTALS:	141	14	36	50	46

NHL rookie defencemen in game-winning goals (3). Ranked 1st among NHL rookies and 2nd on the team in plus/minus (+15). Collected 1st career NHL point (assist) Oct. 21 at Boston. Scored 1st career NHL goal Oct. 22 at Ottawa (Pascal Leclaire). Missed 7 games due to injury. Began season playing for Milwaukee (AHL). Played 6 games for Milwaukee collecting 7 points (2 goals, 5 assists) with 4 penalty minutes during three stints with Admirals. Played 4 playoff games for Nashville collecting 1 assist with 4 penalty minutes. Made NHL playoff debut and collected 1st NHL playoff point (assist) in GM #1 of WCQF series vs. Chicago. **2008-09:** Played 76 games for Milwaukee (AHL) collecting 52 points (11 goals, 41 assists) with 47 penalty minutes. Named a Second Team AHL All-Star. Ranked 3rd among AHL defencemen in points, 6th in assists, and 7th (tie) in goals. Ranked 3rd on Milwaukee in assists and points. Ranked 4th (tie) among AHL defencemen in game-winning goals (3). Played for Canadian AHL All-Stars at 2009 AHL All-Star Game and collected an assist Jan. 26. Played 11 playoff games for Milwaukee collecting 8 points (3 goals, 5 assists) with 8 penalty minutes. Ranked 2nd on team in playoff plus/minus (+9) and 2nd (tie) in points. **2007-08:** Played 76 games for Milwaukee collecting 36 points (11 goals, 25 assists) with 40 penalty minutes. Named to the AHL All-Rookie Team. Ranked 1st among AHL rookie defencemen in goals and powerplay goals (8), and ranked 2nd in assists and points. Played 6 playoff games for Milwaukee collecting 2 assists and 2 penalty minutes. **2006-07:** Played 59 games for Vancouver (WHL) collecting 51 points (17 goals,

FAVOURITE APP FOR BLACKBERRY/iPHONE: Shazam

FAVOURITE ATHLETE GROWING UP: Wendel Clark

BEST PART OF LIVING IN TORONTO: Leafs Nation!

FAVOURITE PRO SPORTS TEAM (BESIDES LEAFS): Toronto Blue Jays

34 assists) with 88 penalty minutes. Ranked 6th (tie) among WHL defencemen in points. Played 19 playoff games for Vancouver collecting 7 points (3 goals, 4 assists) with 10 penalty minutes. Played 5 games for Vancouver at Memorial Cup collecting 2 points (1 goal, 1 assist). Named to WHL West First All-Star Team. Won Memorial Cup with Vancouver and named to tournament's all-star team. Played 6 games for Canada at IIHF World Junior Championship collecting 2 assists with 2 penalty minutes. Won gold medal with Canada. **2005-06:** Played 71 games for Vancouver collecting 55 points (15 goals, 40 assists) with 61 penalty minutes. Ranked 3rd (tie) among WHL defencemen in points. Played

18 playoff games for Vancouver collecting 20 points (5 goals, 15 assists) with 12 penalty minutes. Ranked 1st among WHL defencemen in playoff points. Won WHL Championship with Vancouver. Named to WHL West Second All-Star Team. Played 5 games for Vancouver at Memorial Cup collecting 5 points (3 goals, 2 assists). Ranked 1st among defencemen in Memorial Cup points. **2004-05:** Played 64 games for Vancouver collecting 13 points (2 goals, 11 assists) with 44 penalty minutes. Played 4 playoff games collecting 1 assist. Named team's Most Improved Player.

AMATEUR AND PRO RECORD		REGULAR SEASON										PLAYOFFS						
SEASON	CLUB	LEAGUE	GP	G	A	PTS	+/-	PIM	PP	SH	GW	S	5%	GP	G	A	PTS	PIM
2002-03	SICAMOUS	BCAHA	65	44	82	126	--	42	--	--	--	--	--	--	--	--	--	--
	VANCOUVER	WHL	3	0	0	0	--	0	--	--	--	--	--	--	--	--	--	--
2003-04	BEAVER VALLEY	KIJHL	48	10	22	32	--	70	--	--	--	--	--	--	--	--	--	--
	TRAIL	BCHL	2	0	1	1	--	1	--	--	--	--	--	--	--	--	--	--
2004-05	VANCOUVER	WHL	2	0	0	0	--	0	--	--	--	--	--	--	--	--	--	--
	VANCOUVER	WHL	64	2	11	13	--	44	--	--	--	--	--	4	0	1	1	0
2005-06	VANCOUVER	WHL	71	15	40	55	--	61	--	--	--	--	--	18	5	15	20	12
	MEMORIAL CUP		5	3	2	5	--	8	--	--	--	--	--	--	--	--	--	--
2006-07	VANCOUVER	WHL	59	17	34	51	--	88	--	--	--	--	--	19	3	4	7	10
	MEMORIAL CUP		5	1	1	2	--	0	--	--	--	--	--	--	--	--	--	--
	CANADA	WJC	6	0	2	2	--	4	--	--	--	--	--	--	--	--	--	--
2007-08	MILWAUKEE	AHL	76	11	25	36	--	40	--	--	--	--	--	6	0	2	2	2
2008-09	MILWAUKEE	AHL	76	11	41	52	--	47	--	--	--	--	--	11	3	5	8	8
2009-10	NASHVILLE	NHL	61	6	15	21	15	16	1	0	3	90	6.7	4	0	1	1	2
	MILWAUKEE	AHL	6	2	5	7	--	4	--	--	--	--	--	--	--	--	--	--
2010-11	NASHVILLE	NHL	80	8	21	29	10	30	2	0	2	156	5.1	12	1	5	6	0
	NHL TOTALS		141	14	36	50	25	46	3	0	5	246	5.7	16	1	6	7	2

NHL SINGLE GAME MILESTONES

HAT TRICKS	None
MOST GOALS	1(14) - Last: Feb. 15, 2011 (NSH) vs. SJS
MOST ASSISTS	2(5) - Last: Apr. 5, 2011 (NSH) vs. ATL
MOST POINTS	2(10) - Last: Apr. 5, 2011 (NSH) vs. ATL (2A)
	*number of times occurred in parenthesis ().

LONGEST NHL STREAKS

POINTS	2 - Last: Feb. 12 - 15, 2011 (NSH) (2G)
GOALS	2 - Last: Feb. 12 - 15, 2011 (NSH) (2G)
ASSISTS	2 - Last: Jan. 20 - 23, 2011 (NSH) (3A)

REGULAR SEASON OT GOALS

1. Mar. 20, 2010 (NSH) vs. Columbus (Mason)

REGULAR SEASON PENALTY SHOTS

None

LEAFS SINGLE GAME MILESTONES

	N/A
	N/A
	N/A
	N/A

LONGEST LEAFS STREAKS

	N/A
	N/A
	N/A

REGULAR SEASON SHOOTOUT ATTEMPTS

2009-10: Did not score in 1 attempt
 2010-11: Scored 1 goal in 3 attempts

CAREER: Scored 1 goal in 4 attempts

★ **BECAME A LEAF:** Acquired from Nashville with Matthew Lombardi to Brett Lebda and Robert Slaney, July 3, 2011.

TRANSACTIONS: Originally Nashville's third choice, 79th overall, in the 2005 Entry Draft.

★ **2010-11 SEASON:** Played 80 games for Nashville collecting 29 points (8 goals, 21 assists) with 30 penalty minutes. Ranked 28th (tie) among NHL defencemen in goals and 24th in shots on goal. Ranked 3rd among Nashville defencemen in points and 2nd in both plus/minus (+10) and goals. 1 of 9 defencemen in NHL to have at least 20 points and a double-digit plus rating in each of last 2 seasons. Played 100th career NHL game Jan. 8 at San Jose. Scored 1 goal on 3 shootout attempts. Played 12 playoff games for Nashville collecting 6 points (1 goal, 5 assists). Ranked 4th on team, and 14th among NHL defencemen in playoff points. Tied the Nashville franchise record for playoff assists and points. Set a Nashville franchise record for assists by a defenceman in a playoff series (4) in WCQF vs. Anaheim.

★ **CAREER:** **2009-10:** Played 61 games for Nashville collecting 21 points (6 goals, 15 assists) with 16 penalty minutes. Became 2nd rookie defenceman in Nashville franchise history to reach 20-point mark, joining Dan Hamhuis (6 goals, 15 assists). Ranked 3rd among NHL rookie defencemen in goals and for 4th (tie) in points. Ranked 1st among



BORN: Orebro, Sweden
DATE: November 9, 1986
HEIGHT: 6' 2"
WEIGHT: 196 lbs.
SHOOTS: Left
POSITION: Defence

Vs. NHL	GP	G	A	P	PIM
ANAHEIM	1	1	0	1	0
ATLANTA	7	0	1	1	2
BOSTON	8	2	3	5	0
BUFFALO	7	0	3	3	2
CALGARY	2	0	0	0	0
CAROLINA	6	0	1	1	4
CHICAGO	1	0	0	0	0
COLORADO	1	0	1	1	0
COLUMBUS	1	0	0	0	0
DALLAS	1	0	0	0	0
DETROIT	1	0	0	0	0
EDMONTON	3	0	2	2	0
FLORIDA	6	0	0	0	0
LOS ANGELES	2	0	0	0	0
MINNESOTA	1	1	0	1	2
MONTREAL	7	0	1	1	0
NASHVILLE	1	0	0	0	0
NEW JERSEY	7	1	1	2	0
NY ISLANDERS	4	0	0	0	2
NY RANGERS	5	0	1	1	0
OTTAWA	10	0	2	2	4
PHILADELPHIA	6	0	1	1	4
PHOENIX	1	0	0	0	0
PITTSBURGH	5	1	3	4	0
SAN JOSE	2	1	0	1	0
ST LOUIS	1	0	0	0	2
TAMPA BAY	6	0	5	5	2
TORONTO	0	0	0	0	0
VANCOUVER	2	0	1	1	0
WASHINGTON	6	0	2	2	0
NHL TOTALS:	111	7	28	35	24

🌲 **BECAME A LEAF:** Toronto's sixth choice, 189th overall, in the 2007 Entry Draft.

TRANSACTIONS: None.

🌲 **2010-11 SEASON:** Played 68 games for the Maple Leafs collecting 20 points (4 goals, 16 assists) with 14 penalty minutes. Ranked 3rd on Maple Leafs in blocked shots (120). Scored 1st goal of season Dec. 4 vs. Boston. Missed game due to injury Dec. 16 at Calgary. Scored game-winning goal Jan. 11 at San Jose. Collected a season-high 2 assists Mar. 2 vs. Pittsburgh. Played 100th career NHL game and registered 7 blocked shots Mar. 16 at Carolina. Collected an assist and a (+3) rating Mar. 24 at Colorado. Collected an assist and registered a career-high (30:25) in ice-time Mar. 31 at Boston. Registered over 21 minutes of ice-time in 24 consecutive games (Feb. 19 - Apr. 9). Registered a 4-game assist streak (Mar. 29 - Apr. 5) with 4 assists. Healthy scratch 13 times this season, most recently Feb. 12 at Montreal. Selected to play for Sweden at 2011 IIHF World Championship in Slovakia. Played 9 games for Sweden collecting 2 assists with 2 penalty minutes and a (+5) rating. Won silver medal with Sweden.

🌲 **CAREER: 2009-10:** Played 43 games for the Maple Leafs collecting 15 points (3 goals, 12 assists) with 10 penalty minutes. Played 12 games for the Toronto Marlies (AHL) collecting 2 assists with 2 penalty minutes. Ranked 1st on Maple Leafs in plus/minus (+8). Recalled from the Marlies Nov. 12. Healthy scratch Nov. 13 at Chicago. Made NHL debut Nov. 14 vs. Calgary. Collected 1st NHL point (assist) Nov. 17 at Ottawa. Collected a season-high 3 assists and a (+3) rating at Tampa Bay. Missed 22 games (Dec. 1 - Jan. 12) due to elbow injury. Returned to lineup and posted a (+2) rating Jan. 14 vs. Philadelphia. Scored 1st NHL goal Jan. 29 at New Jersey (Martin Brodeur). Scored a goal and posted a (+3) rating Mar. 9 vs. Boston. Collected 2 assists and a (+2) rating Mar. 13 vs. Edmonton. Played 9 games for Sweden at World Championship collecting 2 points (1 goal, 1 assist) with 2 penalty minutes. Won bronze medal with Sweden. **2008-09:** Played 53 games for Linkoping of Swedish Elite League collecting 16 points (6 goals, 10 assists) with 26 penalty minutes. Played 7 playoff games for Linkoping collecting 1 assist and 2 penalty minutes. Played 6 games for Sweden at World Championship collecting 2 goals and 4 penalty minutes. Won bronze medal with Sweden. **2007-08:** Played 53 games for Linkoping collecting 9 points (2 goals, 7 assists) with 28 penalty minutes. Played 16 playoff games for Linkoping collecting 4 assists with 10 penalty minutes. **2006-07:** Played 30 games for Linkoping collecting 4 points (2 goals, 2 assists) with 8 penalty minutes. Played 15 playoff games

FAVOURITE ROAD CITY:

Vancouver

FAVOURITE PERSON TO FOLLOW

ON TWITTER: @armdog

FAVOURITE PRO SPORTS TEAM

(BESIDES LEAFS): Liverpool

FAVOURITE APP FOR

BLACKBERRY/IPHONE: Twitter

for Linkoping collecting 4 assists with 4 penalty minutes. Played 6 games for Linkoping Jr. collecting 5 assists and 6 penalty minutes. Played 15 games for Vasteras of Sweden-2 collecting 5 points (2 goals, 3 assists) 14 penalty minutes. **2005-06:** Played 14 games for Linkoping while going scoreless. Played

30 games for Linkoping Jr. collecting 13 points (7 goals, 6 assists) with 26 penalty minutes. Played 4 playoff games for Linkoping Jr. collecting 1 goal and 4 penalty minutes. Played 12 games for Arboga of Sweden-2 collecting 6 points (1 goal, 5 assists) with 8 penalty minutes.

AMATEUR AND PRO RECORD		REGULAR SEASON													PLAYOFFS			
SEASON	CLUB	LEAGUE	GP	G	A	PTS	+/-	PIM	PP	SH	GW	S	5%	GP	G	A	PTS	PIM
2005-06	LINKOPING HC	SEL	14	0	0	0	--	0	--	--	--	--	--	--	--	--	--	--
	ARBOGA IFK	SWE-2	12	1	5	6	--	8	--	--	--	--	--	--	--	--	--	--
2006-07	LINKOPING JR	SWE-JR.	30	7	6	13	--	26	--	--	--	--	--	4	1	0	1	4
	LINKOPING HC	SEL	30	2	2	4	--	8	--	--	--	--	--	15	0	4	4	4
	VASTERAS	SWE-2	15	2	3	5	--	14	--	--	--	--	--	--	--	--	--	--
2007-08	LINKOPING JR	SWE-JR.	6	0	5	5	--	6	--	--	--	--	--	--	--	--	--	--
	LINKOPING HC	SEL	53	2	7	9	--	28	--	--	--	--	--	16	0	4	4	10
2008-09	LINKOPING HC	SEL	53	6	10	16	--	26	--	--	--	--	--	7	0	1	1	2
	SWEDEN	WC	6	2	0	2	--	--	--	--	--	--	--	--	--	--	--	--
2009-10	TORONTO	NHL	43	3	12	15	8	10	0	0	0	45	6.7	--	--	--	--	--
	TORONTO	AHL	12	0	2	2	--	2	--	--	--	--	--	--	--	--	--	--
	SWEDEN	WC	9	1	1	2	--	2	--	--	--	--	--	--	--	--	--	--
2010-11	TORONTO	NHL	68	4	16	20	-2	14	1	0	1	69	5.8	--	--	--	--	--
	SWEDEN	WC	9	0	2	2	--	2	--	--	--	--	--	--	--	--	--	--
NHL TOTALS			111	7	28	35	6	24	1	0	1	114	6.1	--	--	--	--	--

NHL SINGLE GAME MILESTONES

HAT TRICKS None
 MOST GOALS 1(7) - Last: Mar. 23, 2011 at MIN
 MOST ASSISTS 3(1) - Last: Nov. 25, 2009 at TBL
 MOST POINTS 3(1) - Last: Nov. 25, 2009 at TBL (3A)
 *number of times occurred in parenthesis ().

LONGEST NHL STREAKS

POINTS 4 - Last: Mar. 29 - Apr. 5, 2011 (4A)
 GOALS 1 - Last: Mar. 23, 2011 (1G)
 ASSISTS 4 - Last: Mar. 29 - Apr. 5, 2011 (4A)

REGULAR SEASON OT GOALS

None

REGULAR SEASON PENALTY SHOTS

None

LEAFS SINGLE GAME MILESTONES

See NHL Single Game Milestones
 See NHL Single Game Milestones
 See NHL Single Game Milestones
 See NHL Single Game Milestones

LONGEST LEAFS STREAKS

See Longest NHL Streaks
 See Longest NHL Streaks
 See Longest NHL Streaks

REGULAR SEASON SHOOTOUT ATTEMPTS

2009-10: None

2010-11: None



BORN: Danderyd, Sweden
DATE: October 24, 1984
HEIGHT: 6' 3"
WEIGHT: 192 lbs.
CATCHES: Catches Left
POSITION: Goaltender

Vs. NHL	GP	W-L-T-OT	SO	GA	GAA	Sv%
ANA	1	1-0-0-0	0	3	3.05	.893
ATL	3	1-2-0-0	0	9	3.29	.857
BOS	4	2-1-0-1	1	7	1.71	.940
BUF	5	0-2-0-2	0	13	2.90	.903
CGY	3	0-2-0-0	0	6	4.04	.875
CAR	4	1-2-0-1	0	14	3.47	.888
CHI	0	0-0-0-0	0	0	0.00	.000
COL	0	0-0-0-0	0	0	0.00	.000
CBJ	1	0-1-0-0	0	3	3.10	.906
DAL	2	1-0-0-1	0	5	2.44	.914
DET	1	1-0-0-0	0	1	1.00	.972
EDM	2	1-1-0-0	0	6	4.19	.829
FLA	4	2-2-0-0	0	12	3.03	.892
LAK	1	0-1-0-0	0	4	4.07	.875
MIN	1	0-1-0-0	0	4	4.14	.867
MTL	4	2-1-0-1	0	7	2.06	.928
NSH	2	1-0-0-0	0	3	2.47	.917
NJD	4	2-1-0-0	0	9	2.55	.916
NYI	2	0-1-0-1	0	3	2.09	.893
NYR	4	1-3-0-0	0	15	3.86	.882
OTT	4	2-2-0-0	0	7	1.72	.936
PHI	1	0-1-0-0	0	6	6.00	.812
PHX	0	0-0-0-0	0	0	0.00	.000
PIT	3	1-2-0-0	0	12	4.00	.867
SJS	0	0-0-0-0	0	0	0.00	.000
STL	1	1-0-0-0	0	5	4.62	.886
TBL	4	1-0-0-3	0	12	2.91	.910
TOR	0	0-0-0-0	0	0	0.00	.000
VAN	1	0-1-0-0	0	3	3.05	.893
WSH	3	1-1-0-1	0	11	3.93	.871
TOTALS	65	22-28-0-11	1	180	3.02	.898

BECAME A LEAF: Signed as a free agent by Toronto July 7, 2009.

TRANSACTIONS: None.

2010-11 SEASON: Played 23 games for the Maple Leafs compiling a record of 6-13-2 with a 3.29 goals against average and a .890 save percentage. Played 5 games for the Toronto Marlies (AHL) compiling a record of 3-1-1 with a 1.14 goals against average and a .955 save percentage. Relieved an injured Jean-Sebastien Giguere in 3rd period, made 6 saves to help preserve the win and named 3rd star Nov. 16 vs. Nashville. Made 29 saves on 30 shots and named 1st star Nov. 18 vs. New Jersey. Made a season-high 39 saves on 44 shots Jan. 6 vs. St. Louis. Assigned to the Marlies Feb. 4 for conditioning purposes. Missed 5 games (Feb. 12 - 22) with the Maple Leafs due to injury. Recalled from the Marlies Feb. 28. Made 6 saves on 10 shootout attempts. Registered a record of 2 wins and 1 loss in shootouts.

CAREER: **2009-10:** Played 42 games for the Maple Leafs compiling a record of 16-15-9, with a 2.87 goals against average, a .902 save percentage and 1 shutout. Made NHL debut in 2nd period Oct. 3 at Washington. Made 1st NHL start Oct. 6 vs. Ottawa. Missed 5 games (Oct. 10 - 24) due to groin injury. Registered 1st NHL win Oct. 26 at Anaheim.

Made 35 saves on 36 shots and was named 1st star Nov. 7 vs. Detroit. Left game due to injury, but recorded a combined shutout with Joey MacDonald Dec. 1 at Montreal. Missed 8 games (Dec. 3 - 16) due to injury. Made 25 saves and posted 1st NHL shutout Dec. 19 vs. Boston. Named to Team Sweden for 2010 Olympic Winter Games Dec. 29. Made 29 saves on 31 shots and named 1st star Jan. 5 vs. Florida. Appeared in 1 game for Team Sweden at 2010 Olympics posting a win, a 2.00 goals against average and a .895 save percentage. Registered a win Mar. 6 at Ottawa and became 1st Leafs rookie goaltender to record 10 wins in a season since Mikael Tellqvist (2005-06). Tied a franchise record for most consecutive wins by a rookie goaltender with a win in 7 straight starts (Mar. 6 - 27) stopping 183 of 197 shots, with a 1.93 goals against average and a .929 save percentage during that stretch. Nominated by the Toronto chapter of the Professional Hockey Writers Association for the 2010 Bill Masterton Trophy awarded for 'perseverance, sportsmanship and dedication to hockey'. Played 6 games for Sweden at IIHF World Championship compiling a record of 4-2-0, with a 1.79 goals against average and a .937 save percentage. Won a bronze medal with Sweden at World Championship. **2008-09:** Played 42 games for Farjestads of Swedish Elite League registering 4 shutouts and led the league with a 1.96 goals against average and a .932 save percentage. Played 13 playoff games for Farjestads registering a 1.03 goals against average,

FAVOURITE PART OF LIVING IN TORONTO: Culture of hockey
FAVOURITE RESTAURANT IN TORONTO: Real Sports Bar & Grill

FAVOURITE HOCKEY MEMORY: Playing in the Olympics
FAVOURITE PRE-GAME MEAL: Pasta

a .961 save percentage and 5 shutouts. Won Swedish Elite League championship with Farjestad. Played 5 games for Sweden at World Championship registering a record of 3-2-0, a 2.83 goals against average and a .914 save percentage. Won bronze medal with Sweden at World Championship. **2007-08:** Played 20 games for Farjestads (SEL) registering 2 shutouts and a 2.39 goals against average. Played 10 playoff games for Farjestads (SEL) registering a 3.73 goals against average. **2006-07:** Played 23 games for AIK (SWE-2) registering a 2.79 goals against average

and 2 shutouts. **2005-06:** Played 6 games for AIK (SWE-2) registering a 2.39 goals against average. Played 5 games for AIK (SWE-JR) registering a 3.26 goals against average. **2004-05:** Played 10 games for AIK (SWE-JR) registering a 3.45 goals against average. **2003-04:** Played 1 game for AIK (SWE-2) allowing 1 goal in 20 minutes. Played 9 games for AIK (SWE-JR) registering a 2.85 goals against average. **2002-03:** Played 25 games for AIK (SWE-JR) registering a 3.21 goals against average.

AMATEUR AND PRO RECORD		REGULAR SEASON							PLAYOFFS								
SEASON	CLUB	LEAGUE	GP	MINS	W	L	OT	GA	SO	AVG.	GP	MINS	W	L	GA	SO	AVG.
2002-03	AIK	SWE-JR.	25	1459	--	--	--	78	0	3.21	--	--	--	--	--	--	--
2003-04	AIK	SWE-2	1	20	--	--	--	1	0	2.95	--	--	--	--	--	--	--
	AIK	SWE-JR.	9	505	--	--	--	24	0	2.85	--	--	--	--	--	--	--
2004-05	AIK	SWE-JR.	10	557	--	--	--	32	0	3.45	--	--	--	--	--	--	--
2005-06	AIK	SWE-2	6	351	--	--	--	14	0	2.39	--	--	--	--	--	--	--
	AIK	SWE-JR.	5	258	--	--	--	14	0	3.26	--	--	--	--	--	--	--
2006-07	AIK	SWE-2	23	1269	--	--	--	59	2	2.79	--	--	--	--	--	--	--
2007-08	FARJESTADS	SEL	20	1102	--	--	--	44	2	2.39	10	517	--	--	31	0	3.73
2008-09	FARJESTADS	SEL	42	2475	--	--	--	81	4	1.96	13	819	--	--	14	5	1.03
	SWEDEN	WC	5	276	3	2	0	13	0	2.83	--	--	--	--	--	--	--
2009-10	TORONTO	NHL	42	2340	16	15	9	112	1	2.87	--	--	--	--	--	--	--
	SWEDEN	OLYMPICS	1	60	1	0	0	2	4	2.00	--	--	--	--	--	--	--
	SWEDEN	WC	6	369	4	2	0	11	0	1.79	--	--	--	--	--	--	--
2010-11	TORONTO	NHL	23	1242	6	13	2	68	0	3.29	--	--	--	--	--	--	--
	TORONTO	AHL	5	263	3	1	1	5	0	1.14	--	--	--	--	--	--	--
	NHL TOTALS		65	3582	22	28	11	180	1	3.02	--	--	--	--	--	--	--

MOST SAVED 40 - Nov. 19, 2009 at CAR
MOST SHOTS 45 - Nov. 19, 2009 at CAR
 * number of times occurred in parenthesis ()

LONGEST NHL STREAKS
WINNING STREAK 7 - Mar. 6 - 27, 2010
LOSING STREAK 4 (2) - Nov. 26 - Dec. 10, 2010
SHUTOUT STREAK (MINS) 75:01 - Dec. 18 - 21, 2010

REGULAR SEASON PENALTY SHOTS AGAINST

1. Oct. 6, 2009 vs. Ottawa (Alfredsson, goal)
2. Oct. 13, 2010 at Pittsburgh (Malkin, no goal)
3. Dec. 16, 2010 at Calgary (Iginla, no goal)

REGULAR SEASON SHOOTOUT ATTEMPTS AGAINST

- 2009-10: Stopped 4 shots in 7 shootout attempts
Record: 2 wins, 1 loss
- 2010-11: Stopped 6 shots in 10 shootout attempts
Record: 2 wins, 1 loss

LEAFS SINGLE GAME MILESTONES

- See NHL Single Game Milestones
- See NHL Single Game Milestones

LONGEST LEAF STREAKS

- See NHL Longest NHL Streaks
- See NHL Longest NHL Streaks
- See NHL Longest NHL Streaks



BORN: Edmonton, Alberta, CAN

DATE: April 10, 1985

HEIGHT: 6' 3"

WEIGHT: 214 lbs.

SHOOTS: Left

POSITION: Defence

Vs. NHL	GP	G	A	P	PTM
ANAHEIM	19	2	9	11	47
ATLANTA	10	1	2	3	6
BOSTON	11	2	4	6	20
BUFFALO	9	2	4	6	11
CALGARY	2	0	0	0	05
CAROLINA	8	3	5	8	8
CHICAGO	20	3	10	13	21
COLORADO	35	6	11	17	36
COLUMBUS	21	3	5	8	50
DALLAS	19	2	7	9	13
DETROIT	19	5	7	12	20
EDMONTON	36	9	14	23	46
FLORIDA	7	0	3	3	4
LOS ANGELES	21	4	8	12	44
MINNESOTA	32	7	9	16	38
MONTREAL	13	3	7	10	16
NASHVILLE	19	5	11	16	30
NEW JERSEY	9	1	1	2	12
NY ISLANDERS	8	0	4	4	4
NY RANGERS	10	2	2	4	25
OTTAWA	12	0	1	1	25
PHILADELPHIA	9	1	5	6	17
PHOENIX	20	6	6	12	29
PITTSBURGH	8	1	4	5	4
SAN JOSE	20	4	10	14	14
ST LOUIS	22	4	11	15	42
TAMPA BAY	6	1	6	7	8
TORONTO	6	2	3	5	6
VANCOUVER	34	6	11	17	44
WASHINGTON	5	0	3	3	4
NHL TOTALS:	470	85	183	268	644

Mar. 31 at Boston. Selected to play for Team Canada at 2011 IIHF World Championship in Slovakia. Named alternate captain for Team Canada. Played 7 games for Team Canada collecting 3 assists with 8 penalty minutes. Ranked 1st on Team Canada in average ice-time per game (22:51).

★ **CAREER: 2009-10:** Named Toronto Maple Leafs captain June 14, 2010. Played 26 games for the Maple Leafs collecting 10 points (2 goals, 8 assists) with 34 penalty minutes. Played 55 games for Calgary collecting 22 points (10 goals, 12 assists) with a plus-three (+3) rating and 49 penalty minutes. Ranked 1st among Maple Leafs players in hits (194) and 2nd in average ice-time per game (24:14). Registered a 6-game point streak (Oct. 1 - 12) with 6 points (3 goals, 3 assists). Made Maple Leafs debut, registered 4 shots, 6 hits, a (+1) rating, 3 blocked shots, 5 penalty minutes in (24:21) of ice-time Feb. 2 vs. New Jersey. Registered 1st Maple Leafs point (assist) Feb. 6 vs. Ottawa. Played 400th career NHL game Apr. 1 vs. Buffalo. Scored 1st Maple Leafs goal Apr. 7 at NY Rangers (Henrik Lundqvist). Scored GWG in overtime Apr. 10 at Montreal. **2008-09:** Played 80 games for Calgary collecting 47 points (11 goals, 36 assists) with 100 penalty minutes. Ranked 6th on team in points and 15th among NHL defencemen in points. Ranked 1st among NHL defencemen in shots on goal (277) and 5th in average ice-time (26:31). Registered a career-high (34:37) in ice-time Nov. 2 at Anaheim. Played 300th career NHL game Feb. 17 vs. Vancouver. Missed the last 2 games of the regular

FAVOURITE RESTAURANT IN

TORONTO: Frascati/Barberian's Steakhouse

FAVOURITE ATHLETE GROWING UP:

Wayne Gretzky

FAVOURITE GENRE OF MUSIC:

Alternative Rock

FIRST CAR:

1972 Valiant

season. Played 5 playoff games for Calgary collecting 3 assists with 4 penalty minutes. **2007-08:** Runner-up for Norris Trophy as the NHL's top defenceman. Ranked 1st among Calgary defencemen in goals (17), assists (43) and points (60). Ranked 2nd (tie) among NHL defencemen in goals, 5th in points, and 6th in assists. Set career-high for assists and points in a season. Ranked 1st on Calgary in ice-time per game (26:25) and 2nd in NHL. Ranked 1st on Calgary in penalty minutes and 9th in NHL (182). Ranked 1st among all NHL defencemen in shots on goal. Ranked 6th among NHL defencemen in hits (194). Collected 100th career NHL point Oct. 4 vs. Philadelphia. Registered a career-high for assists and points in a game (5 assists) Dec. 13 at Tampa Bay. Played 200th career NHL game Dec. 29 vs. Calgary. Voted to Western Conference Starting Line-up for NHL All-Star Game Jan. 8. Won the Breakaway competition at 2008 NHL Skills Competition at All-Star Weekend in Atlanta on Jan. 26, and scored a goal at All-Star Game Jan. 27. Collected 100th career assist Mar. 20 vs. Colorado. In playoffs ranked 2nd on team in goals (3), assists (4) and points (7). Ranked 1st on playoff team in ice-time per game (27:06).

2006-07: Ranked 1st among Calgary defencemen in goals (17), assists (33) and points (50). Ranked 1st on team in average ice-time (25:39). Played 100th career NHL game Nov. 21 at Edmonton. Named to Western Conference All-Star Team. Collected 2 points (1 goal, 1 assist) at All-Star Game Jan. 24 at Dallas. Returned after missing 2 games Apr. 3 vs. Colorado. Played in all 6 playoff games collecting 1 goal and 7 penalty minutes. Won gold medal with Canada at World Championship. Ranked 2nd (tie) among defencemen in tournament points (8) and 3rd (tie) in assists (8). **2005-06:** Played all 82 games for Calgary in rookie NHL season. Collected 49 points (20 goals, 29 assists), 16 powerplay goals, 7 GWGs and 93 penalty minutes. Nominated for the Calder Trophy as the NHL's top rookie. Set Calgary record for most goals by a rookie defenceman and 2nd in most points. Became just 3rd rookie defenceman in NHL history to score at least 20 goals (Leetch-23 in '88-89 & Beck-22 in '77-78). Ranked 1st among NHL defencemen in powerplay goals and 2nd in goals. Ranked 6th among NHL rookies in scoring and 1st among NHL rookie defencemen. Ranked 3rd (tie) on Calgary in goals, 3rd in assists, 3rd in points, 3rd in penalty minutes, 2nd in powerplay goals, 1st in powerplay points and 1st (tie) in GWGs. Named NHL Rookie of the Month for November after collecting 9 points (3 goals, 6 assists) in 13 games. Scored 20th goal of the season Apr. 13 vs. Colorado. Scored 1st career NHL goal and 1st career NHL assist Oct. 10 at Colorado (David Aebischer). Played 1st career NHL game Oct. 5 at Minnesota. Made NHL playoff debut playing in all 7 games vs. Anaheim collecting 1 goal and 7 penalty minutes. Played 1st career NHL playoff game Apr. 21 vs. Anaheim. Scored 1st career

playoff goal in GM #2, Apr. 23 vs. Anaheim (Giguere). **2004-05:** Played 55 games for Red Deer (WHL) in final junior season and collected 56 points (24 goals, 32 assists) with 73 penalty minutes. Named to WHL East First All-Star Team and WHL Defenceman of the Year (second consecutive season). Named Captain of Team WHL for Canada-Russia Challenge series. Played 7 playoff games for Red Deer collecting 5 points (1 goal, 4 assists) with 12 penalty minutes. Won gold medal with Canada at 2005 World Junior Championship. Named to tournament's All-Star Team after posting 6 points (1 goal, 5 assists) in 6 games. **2003-04:** Played 62 games for Red Deer collecting 43 points (19 goals, 24 assists) with 126 penalty minutes. Named to WHL East First All-Star Team, the WHL Defenceman of the Year and CHL First-All-Star Team. Played 19 playoff games for Red Deer and collected 11 points (2 goals, 9 assists) with 126 penalty minutes. Won a silver medal with Canada at the 2004 World Junior Championship. Named to tournament's All-Star Team and a runner-up for defenceman of Championship after collecting 4 points (2 goals, 2 assists) in 6 games. **2002-03:** Played 71 games for Red Deer collecting 30 points (16 goals, 14 assists) with 185 penalty minutes. Ranked 3rd on team in penalty minutes. Played 23 playoff games and collected 14 points (7 goals, 7 assists) with 34 penalty minutes. **2001-02:** Played 67 games in first season with Red Deer collecting 17 points (5 goals, 12 assists) with 170 penalty minutes. Collected 2 assists in 21 playoff games.



Dion Phaneuf

cont'd...

DION PHANEUF

AMATEUR AND PRO RECORD

REGULAR SEASON

PLAYOFFS

SEASON	CLUB	LEAGUE	GP	G	A	PTS	+/-	PIM	PP	SH	GW	S	5%	GP	G	A	PTS	PIM
2000-01	SOUTHGATE	AMBHL	35	15	50	65	--	208	--	--	--	--	--	4	3	4	7	15
2001-02	RED DEER	WHL	67	5	12	17	--	170	--	--	--	--	--	21	0	2	2	14
2002-03	RED DEER	WHL	71	16	14	30	--	185	--	--	--	--	--	23	7	7	14	34
2003-04	RED DEER	WHL	62	19	24	43	--	126	--	--	--	--	--	19	2	9	11	30
	CANADA	WJC	6	2	2	4	--	29	--	--	--	--	--	--	--	--	--	--
2004-05	RED DEER	WHL	55	24	32	56	--	73	--	--	--	--	--	7	1	4	5	12
	CANADA	WJC	6	1	5	6	--	14	--	--	--	--	--	--	--	--	--	--
2005-06	CALGARY	NHL	82	20	29	49	5	93	16	0	7	242	8.3	7	1	0	1	7
2006-07	CALGARY	NHL	79	17	33	50	10	98	13	0	4	230	7.4	6	1	0	1	7
	CANADA	WC	7	0	8	8	--	2	--	--	--	--	--	--	--	--	--	--
2007-08	CALGARY	NHL	82	17	43	60	12	182	10	1	4	263	6.5	7	3	4	7	4
2008-09	CALGARY	NHL	80	11	36	47	-11	100	4	0	4	277	4.0	5	0	3	3	4
2009-10	CALGARY	NHL	55	10	12	22	3	49	5	0	2	138	7.2	--	--	--	--	--
	TORONTO	NHL	26	2	8	10	-2	34	0	0	1	87	2.3	--	--	--	--	--
2010-11	TORONTO	NHL	66	8	22	30	-2	88	3	0	1	190	4.2	--	--	--	--	--
	CANADA	WC	7	0	3	3	--	8	--	--	--	--	--	--	--	--	--	--
	NHL TOTALS		470	85	183	268	15	644	51	1	23	1427	6.0	25	5	7	12	22
	LEAF TOTALS		92	10	30	40	-4	122	3	1	2	277	3.6	--	--	--	--	--

NHL SINGLE GAME MILESTONES

HAT TRICKS None
 MOST GOALS 2(5) - Last: Mar. 16, 2011 (TOR) at CAR
 MOST ASSISTS 5(1) - Last: Dec. 13, 2007 (CGY) at TBL
 MOST POINTS 5(1) - Last: Dec. 13, 2007 (CGY) at TBL (5A)
 *number of times occurred in parenthesis ().

LONGEST NHL STREAKS

POINTS 6 - Last: Oct. 1 - 12, 2009 (CGY) (3G, 3A)
 GOALS 2 - Last: Mar. 14 - 16, 2011 (TOR) (3G)
 ASSISTS 4 - Last: Feb. 9 - 17, 2008 (CGY) (5A)

REGULAR SEASON OT GOALS

- Feb. 10, 2006 (CGY) vs. St. Louis (Lalime)
- Nov 5, 2009 (CGY) at St. Louis (Mason)
- Apr. 10, 2010 (TOR) at Montreal (Halak)

REGULAR SEASON PENALTY SHOTS

None

LEAFS SINGLE GAME MILESTONES

None
 2(1) - Last: Mar. 16, 2011 at CAR
 2(2) - Last: Mar. 24, 2011 at COL
 3(1) - Last: Mar. 16, 2011 at CAR

LONGEST LEAFS STREAKS

4 - Last: Mar. 10 - 16, 2011 (3G, 3A)
 2 - Last: Mar. 14 - 16, 2011 (3G)
 3 - Last: Jan. 20 - 24, 2011 (3A)

REGULAR SEASON SHOOTOUT ATTEMPTS

2005-06: Did not score in 1 attempts
 2006-07: Did not score in 2 attempts
 2007-08: Did not score in 3 attempts
 2008-09: None
 2009-10: None
 2010-11: None
 CAREER: Did not score in 6 attempts





BORN: Olds, Alberta, CAN
DATE: July 16, 1985
HEIGHT: 6' 3"
WEIGHT: 215 lbs.
SHOOTS: Left
POSITION: Left Wing

Vs. NHL	GP	G	A	P	PIM
ANAHEIM	0	0	0	0	0
ATLANTA	1	0	0	0	0
BOSTON	3	0	0	0	14
BUFFALO	4	0	0	0	0
CALGARY	0	0	0	0	0
CAROLINA	1	0	0	0	5
CHICAGO	0	0	0	0	0
COLORADO	1	0	0	0	2
COLUMBUS	0	0	0	0	0
DALLAS	0	0	0	0	0
DETROIT	0	0	0	0	0
EDMONTON	0	0	0	0	0
FLORIDA	1	0	0	0	2
LOS ANGELES	0	0	0	0	0
MINNESOTA	1	0	0	0	0
MONTREAL	2	0	0	0	5
NASHVILLE	1	0	0	0	2
NEW JERSEY	4	0	0	0	16
NY ISLANDERS	3	1	1	2	12
NY RANGERS	2	0	0	0	0
OTTAWA	4	0	0	0	17
PHILADELPHIA	2	0	1	1	14
PHOENIX	0	0	0	0	0
PITTSBURGH	3	1	0	1	23
SAN JOSE	0	0	0	0	0
ST LOUIS	0	0	0	0	0
TAMPA BAY	2	0	0	0	5
TORONTO	0	0	0	0	0
VANCOUVER	2	0	0	0	14
WASHINGTON	4	0	1	1	7
NHL TOTALS:	41	2	3	5	138

BECAME A LEAF: Signed as a free agent by Toronto July 6, 2009.

TRANSACTIONS: Originally Tampa Bay's sixth choice, 227th overall, in the 2003 Entry Draft.

2010-11 SEASON: Played 26 games for the Maple Leafs collecting 3 points (1 goal, 2 assists) with 71 penalty minutes. Played 32 games for the Toronto Marlies (AHL) collecting 13 points (7 goals, 6 assists) with 114 penalty minutes. Registered a (+) rating with the Marlies. Recalled from the Marlies Dec. 3. Made Maple Leafs season debut and registered 7 penalty minutes Dec. 4 vs. Boston. Missed game due to upper body injury Dec. 9 vs. Philadelphia. Assigned to the Marlies Dec. 19. Recalled from the Marlies Jan. 22. Collected 1st point of season (assist) Jan. 22 vs. Washington. Scored 1st goal of season Feb. 8 vs. NY Islanders. Collected an assist Mar. 8 vs. NY Islanders. Healthy scratch 16 times, most recently Apr. 9 vs. Montreal.

CAREER: **2009-10:** Played 15 games for the Maple Leafs collecting 2 points (1 goal, 1 assist) with 67 penalty minutes. Played 46 games for the Toronto Marlies (AHL) collecting 3 points (1 goal, 2 assists) with 172 penalty minutes. Ranked 3rd on the Marlies in penalty minutes. Made NHL debut Oct. 1 vs. Montreal. Scored 1st NHL goal and point Oct. 10 vs. Pittsburgh (Marc-Andre Fleury). Assigned to the Marlies Nov. 12. Recalled from the Marlies Jan. 12. Collected 1st NHL assist Jan. 14 vs. Philadelphia. Assigned to the Marlies Feb. 7.

Recalled from the Marlies Mar. 7. Assigned to the Marlies Mar. 9. Healthy scratch 14 times this season, most recently Jan. 29 at New Jersey. **2008-09:** Began season with Norfolk (AHL). Played 57 games for Norfolk collecting 12 points (5 goals, 7 assists) with 221 penalty minutes. Traded to Toronto Marlies from Norfolk Mar. 10, 2009. Played 13 games for the Marlies collecting 3 points (2 goals, 1 assist) with 54 penalty minutes. Ranked 1st on the Marlies and 2nd in the AHL with 275 penalty minutes. Scored 1st Marlies goal Mar. 13 at Rochester. Played 6 playoff games for the Marlies collecting 4 penalty minutes. **2007-08:** Played 66 games for Norfolk collecting 7 points (3 goals, 4 assists) with 194 penalty minutes. Ranked 1st on Norfolk in penalty minutes. Played 2 games for Mississippi collecting 6 penalty minutes. **2006-07:** Played 64 games for Springfield (AHL) collecting 6 assists and 85 penalty minutes. Ranked 5th on team in penalty minutes. Played 1 game for Johnstown (ECHL) registering 2 penalty minutes. **2005-06:** Played 45 games for Springfield collecting 2 points (1 goal, 1 assist) with 68 penalty minutes. Collected 1st AHL point (assist) January 7 vs. Syracuse. Scored 1st AHL goal Jan. 28 vs. Providence (Andrew Raycroft). Played 5 games for Johnstown registering 13 penalty minutes. **2004-05:** Played 34 games for University of Minnesota-Duluth collecting 5 assists with a team-high 103 penalty minutes. **2003-04:** Played 42 games for Olds (AJHL) collecting 16 points (4 goals, 12 assists) with 172 penalty minutes. Ranked 3rd on team in penalty minutes. **2002-03:** Played 49 games for Olds (AJHL) collecting 5 points (4 goals, 1 assist) with 204 penalty minutes. Ranked 3rd on team in penalty minutes.

FAVOURITE APP FOR BLACKBERRY/iPHONE: Can knockdown
FAVOURITE PERSON TO FOLLOW ON TWITTER: @armdog

FAVOURITE PRO SPORTS TEAM (BESIDES LEAFS): Calgary Vipers
FAVOURITE HOCKEY MEMORY: My Dad making it to my first NHL game

AMATEUR AND PRO RECORD		REGULAR SEASON													PLAYOFFS				
SEASON	CLUB	LEAGUE	GP	G	A	PTS	+/-	PIM	PP	SH	GW	S	5%	GP	G	A	PTS	PIM	
2002-03	OLDS	AJHL	49	4	1	5	--	204	--	--	--	--	--	--	--	--	--	--	
2003-04	OLDS	AJHL	42	4	12	16	--	172	--	--	--	--	--	14	2	2	4	--	
2004-05	U. MINN-DULUTH	WCHA	34	0	5	5	--	103	--	--	--	--	--	--	--	--	--	--	
2005-06	SPRINGFIELD	AHL	45	1	1	2	--	68	--	--	--	--	--	--	--	--	--	--	
	JOHNSTOWN	ECHL	5	0	0	0	--	13	--	--	--	--	5	0	0	0	4		
2006-07	SPRINGFIELD	AHL	64	0	6	6	--	85	--	--	--	--	--	--	--	--	--	--	
	JOHNSTOWN	ECHL	1	0	0	0	--	2	--	--	--	--	--	--	--	--	--	--	
2007-08	NORFOLK	AHL	66	3	4	7	--	194	--	--	--	--	--	--	--	--	--	--	
	MISSISSIPPI	ECHL	2	0	0	0	--	6	--	--	--	--	--	--	--	--	--	--	
2008-09	NORFOLK	AHL	57	5	7	12	--	221	--	--	--	--	--	--	--	--	--	--	
	TORONTO	AHL	13	2	1	3	--	54	--	--	--	--	6	0	0	0	4		
2009-10	TORONTO	NHL	15	1	1	2	-2	67	0	0	0	6	16.7	--	--	--	--	--	
	TORONTO	AHL	46	1	2	3	--	172	--	--	--	--	--	--	--	--	--	--	
2010-11	TORONTO	NHL	26	1	2	3	-6	71	0	0	0	12	8.3	--	--	--	--	--	
	TORONTO	AHL	32	7	6	13	--	114	--	--	--	--	--	--	--	--	--	--	
NHL TOTALS			41	2	3	5	-8	138	0	0	0	18	11.1	--	--	--	--	--	

NHL SINGLE GAME MILESTONES

HAT TRICKS None
 MOST GOALS 1(2) - Last: Feb. 8, 2011 at NYI
 MOST ASSISTS 1(3) - Last: Mar. 8, 2011 at NYI
 MOST POINTS 1(5) - Last: Mar. 8, 2011 at NYI (1A)
 *number of times occurred in parenthesis ().

LONGEST NHL STREAKS

POINTS 1 - Last: Mar. 8, 2011 (1A)
 GOALS 1 - Last: Feb. 8, 2011 (1G)
 ASSISTS 1 - Last: Mar. 8, 2011 (1A)

REGULAR SEASON OT GOALS

None

REGULAR SEASON PENALTY SHOTS

None

LEAFS SINGLE GAME MILESTONES

See NHL Single Game Milestones
 See NHL Single Game Milestones
 See NHL Single Game Milestones
 See NHL Single Game Milestones

LONGEST LEAFS STREAKS

See Longest NHL Streaks
 See Longest NHL Streaks
 See Longest NHL Streaks

REGULAR SEASON SHOOTOUT ATTEMPTS

2009-10: None
 2010-11: None



BORN: Toronto, Ontario, CAN
DATE: April 19, 1991
HEIGHT: 6'2"
WEIGHT: 190 lbs.
SHOOTS: Right
POSITION: Defence

❖ **BECAME A LEAF:** Toronto's first choice, fifth overall, in the 2008 Entry Draft.

❖ **CAREER:** **2009-10:** Played 6 games for the Toronto Marlies (AHL) collecting 1 assist. Recorded 1st career AHL/professional point (assist) on March 20 vs. Hamilton. Played 9 games with the Windsor (OHL) collecting 3 assists with 12 penalty minutes. Traded from Windsor to Owen Sound. Played 48 games for Owen Sound collecting 30 points (6 goals, 24 assists) with 62 penalty minutes. Led all Owen Sound defencemen in goals. **2008-09:** Played 67 games for Windsor collecting 21 points (4 goals, 17 assists) with 54 penalty minutes. Ranked 4th on Windsor with a (+46) rating. Played 20 playoff games for Windsor collecting 4 assists and 18 penalty minutes. Played 5 games in the Memorial Cup collecting 7 penalty minutes. Won Memorial Cup with Windsor. **2007-08:** Played 17 games with Windsor collecting 4 assists and 6 penalty minutes. Played 5 playoff games collecting 1 assist and 2 penalty minutes.

TRANSACTIONS: None.

❖ **2010-11 SEASON:** Played 62 games for Owen Sound (OHL) collecting 54 points (10 goals, 44 assists) with 83 penalty minutes. Ranked 1st on Owen Sound defence in points and 3rd on the team in assists. Played 22 playoff games for Owen Sound collecting 16 points (5 goals, 11 assists) with 14 penalty minutes. Played 4 games for Owen Sound at Memorial Cup collecting 1 assist with 8 penalty minutes.

AMATEUR AND PRO RECORD		REGULAR SEASON											PLAYOFFS					
SEASON	CLUB	LEAGUE	GP	G	A	PTS	+/-	PIM	PP	SH	GW	S	5%	GP	G	A	PTS	PIM
2007-08	WINDSOR	OHL	17	0	4	4	-	6	--	--	--	--	--	5	0	1	1	2
2008-09	WINDSOR	OHL	67	4	17	21	-	54	--	--	--	--	--	20	0	4	4	18
		MEMORIAL CUP	5	0	0	0	--	7	--	--	--	--	--	--	--	--	--	--
2009-10	TORONTO	AHL	6	0	1	1	-	0	--	--	--	--	--	--	--	--	--	--
	WINDSOR	OHL	9	0	3	3	-	12	--	--	--	--	--	--	--	--	--	--
	OWEN SOUND	OHL	48	6	24	30	-	62	--	--	--	--	--	--	--	--	--	--
2010-11	OWEN SOUND	OHL	62	10	44	54	-	83	--	--	--	--	--	22	5	11	16	14
		MEMORIAL CUP	4	0	1	1	--	8	--	--	--	--	--	--	--	--	--	--



BORN: Summerside, P.E.I., CAN
DATE: July 7, 1984
HEIGHT: 6'
WEIGHT: 200 lbs.
SHOOTS: Left
POSITION: Centre

❖ **BECAME A LEAF:** Signed as a free agent by Toronto January 1, 2008.

TRANSACTIONS: None.

❖ **2010-11 SEASON:** Played 46 games for the Maple Leafs collecting 13 points (5 goals, 8 assists) with 33 penalty minutes. Played 35 games for the Toronto Marlies (AHL) collecting 16 points (6 goals, 10 assists) with 48 penalty minutes and a (+7) rating. Ranked 2nd on Maple Leafs in plus/minus (+8). Recalled from the Marlies Dec. 30. Collected 1st career NHL point (assist) Dec. 30 vs. Columbus. Scored 1st career NHL goal Jan. 1 at Ottawa (Mike Brodeur). Scored a goal and registered 6 hits Jan. 10 at Los Angeles. Scored a goal and left game due to facial injury Feb. 3 vs. Carolina. Collected a career-high 3 assists and a (+3) rating Feb. 8 at NY Islanders. Scored game-winning goal and named 3rd star Mar. 31 at Philadelphia. Missed game due to injury Mar. 22 at Minnesota. Scored a goal Mar. 29 vs. Buffalo. Left game due to injury Mar. 31 at Boston.

❖ **CAREER:** **2009-10:** Played 20 games for the Toronto Marlies (AHL) collecting 11 points (2 goals, 9 assists) with 48 penalty minutes. Collected 2 assists Nov. 25 vs. Lake Erie. Scored 1st goal of season Nov. 28 vs. Houston. Registered an assist and a team-high 12 penalty minutes Dec. 28 at Hamilton. Missed 43 games due to knee injury. **2008-09:** Played 73 games for the Toronto Marlies collecting 30 points (12 goals, 18 assists) with 131 penalty minutes. Ranked 2nd on team in penalty minutes. Ranked 6th on team in points. Recorded 2 goals Nov. 26 vs. Rochester. Played 6 playoff games scoring 2 goals with 27 penalty minutes. Ranked 1st on team in playoff penalty minutes. **2007-08:** Played 1 game for the Maple Leafs.

Recalled from the Toronto Marlies Jan. 19. Assigned to the Marlies Jan. 21. Recalled from the Marlies Jan. 24. Played 1st NHL game Jan. 24 at Washington and sustained season-ending shoulder dislocation. Surgery performed Feb. 5. Played 41 games for the Marlies collecting 24 points (eight goals, 16 assists) with 71 penalty minutes. Named the Toronto Marlies Rookie of the Year. **2006-07:** Played 25 games for the University of New Brunswick (CIS) collecting 33 points (14 goals, 19 assists) with 63 penalty minutes. Ranked 2nd in team goals, assists (tie) and points. Named Most Valuable Player as UNB won the National Championship (University Cup). **2005-06:** Played 28 games for University of New Brunswick collecting 32 points (15 goals, 17 assists) with 50 penalty minutes. Ranked 2nd in team goals, 3rd in assists and 2nd (tie) in points. Named CIS Rookie of the Year. **2004-05:** Played 67 games for Toronto St. Michael's (OHL) collecting 50 points (15 goals, 35 assists) with 152 penalty minutes. Led team in assists and points. Played 10 playoff games collecting 7 points (2 goals, 5 assists) with 28 penalty minutes. Ranked 4th in playoff points. **2003-04:** Played 64 games for Toronto St. Michael's collecting 37 points (13 goals, 24 assists) with 110 penalty minutes. Ranked 4th in team assists. Played 18 playoff games for Toronto St. Michael's collecting 4 points (1 goal, 3 assists) with 23 penalty minutes. **2002-03:** Played 64 games for Toronto St. Michael's collecting 37 points (16 goals, 21 assists) with 119 penalty minutes. Ranked 4th in team assists and points. Played 19 playoff games for Toronto St. Michael's collecting 4 points (1 goal, 3 assists) with 28 penalty minutes. **2001-02:** Played 67 games for Toronto St. Michael's collecting 21 points (10 goals, 11 assists) with 71 penalty minutes. Played 15 playoff games for Toronto St. Michael's collecting 7 points (2 goals, 5 assists) with 46 penalty minutes.

AMATEUR AND PRO RECORD		REGULAR SEASON											PLAYOFFS					
SEASON	CLUB	LEAGUE	GP	G	A	PTS	+/-	PIM	PP	SH	GW	S	5%	GP	G	A	PTS	PIM
2001-02	ST. MICHAEL'S	OHL	67	10	11	21	--	71	--	--	--	--	--	15	2	5	7	46
2002-03	ST. MICHAEL'S	OHL	64	16	21	37	--	119	--	--	--	--	--	19	1	3	4	28
2003-04	ST. MICHAEL'S	OHL	64	13	24	37	--	110	--	--	--	--	--	18	1	3	4	23
2004-05	ST. MICHAEL'S	OHL	67	15	35	50	--	152	--	--	--	--	--	10	2	5	7	28
2005-06	U.N.B.	CIS	28	15	17	32	--	50	--	--	--	--	--	--	--	--	--	--
2006-07	U.N.B.	CIS	25	14	19	33	--	63	--	--	--	--	--	--	--	--	--	--
2007-08	TORONTO	NHL	1	0	0	0	0	0	0	0	0	0	0.0	--	--	--	--	--
	TORONTO	AHL	41	8	16	24	--	71	--	--	--	--	--	--	--	--	--	--
2008-09	TORONTO	AHL	73	12	18	30	--	131	--	--	--	--	--	6	2	0	2	27
2009-10	TORONTO	AHL	20	2	9	11	--	48	--	--	--	--	--	--	--	--	--	--
2010-11	TORONTO	NHL	46	5	8	13	8	33	0	0	1	27	18.5	--	--	--	--	--
	TORONTO	AHL	35	6	10	16	7	48	--	--	--	--	--	--	--	--	--	--
		NHL TOTALS	47	5	8	13	8	33	0	0	1	27	18.5	--	--	--	--	--



BORN: Linwood, Ontario, CAN
DATE: April 5, 1988
HEIGHT: 6'2"
WEIGHT: 200 lbs.
SHOOTS: Right
POSITION: Right Wing


❖ **BECAME A LEAF:** Signed as a free agent by Toronto March 21, 2011.

❖ **CAREER: 2009-10:** Played 33 games for R.I.T. collecting 26 points (15 goals, 11 assists) with 12 penalty minutes. Ranked 1st on R.I.T. in game winning goals (4), 2nd in goals, and 5th in points and power play goals (5). **2008-09:** Played 38 games for R.I.T. collecting 35 points (14 goals, 21 assists) with 35 penalty minutes. Ranked 1st on R.I.T. in power play goals (9), 2nd in points, and 3rd in goals and assists. Named to the AHA All-Rookie Team.

TRANSACTIONS: None.

❖ **2010-11 SEASON:** Played 8 games for the Toronto Marlies (AHL) collecting 6 points (2 goals, 4 assists) with 2 penalty minutes. Scored 2 goals in 1st career professional/AHL game Mar. 23 at Grand Rapids. Played 37 games for the Rochester Institute of Technology Tigers (R.I.T.) of the Atlantic Hockey Association (AHA) collecting 41 points (26 goals, 15 assists) with 39 penalty minutes. Ranked 1st on the Tigers in goals and power play goals (11), and 2nd in points. Named the AHA player of the week for period ending Jan. 2, recording 8 points (6 goals, 2 assists) in 3 games. Became the 5th player in R.I.T. history to record 100 career points when he scored a goal on March 11 in the AHA Quarterfinals.

AMATEUR AND PRO RECORD		REGULAR SEASON											PLAYOFFS					
SEASON	CLUB	LEAGUE	GP	G	A	PTS	+/-	PIM	PP	SH	GW	S	5%	GP	G	A	PTS	PIM
2008-09	R.I.T.	AHA	38	14	21	35	--	35	--	--	--	--	--	--	--	--	--	--
2009-10	R.I.T.	AHA	33	15	11	26	--	24	--	--	--	--	--	--	--	--	--	--
2010-11	TORONTO	AHL	8	2	4	6	--	2	--	--	--	--	--	--	--	--	--	--
	R.I.T.	AHA	37	26	15	41	--	39	--	--	--	--	--	--	--	--	--	--



BORN: Toronto, Ontario, CAN
DATE: October 1, 1988
HEIGHT: 6'3"
WEIGHT: 200 lbs.
SHOOTS: Left
POSITION: Left Wing

❖ **BECAME A LEAF:** Acquired from Pittsburgh with Martin Skoula for Alexei Ponikarovsky, March 2, 2010.

TRANSACTIONS: Originally Pittsburgh's fourth choice, 111th overall, in the 2007 Entry Draft.

❖ **2010-11 SEASON:** Played 7 games for the Maple Leafs collecting 4 penalty minutes. Played 13 games with the Toronto Marlies (AHL) collecting 5 points (1 goal, 4 assists) with 30 penalty minutes. Made Marlies debut Oct. 9 vs. Rochester. Collected 1st Marlies point (assist) Oct. 11 vs. Abbotsford. Scored 1st Marlies goal Oct. 16 at Hamilton. Recalled by the Maple Leafs Oct. 27. Assigned to the Marlies Nov. 23. Missed 43 games (Dec. 11 - Mar. 13) with the Marlies due to injury. Returned to Marlies lineup from injury Mar. 18 at Syracuse. Missed final 8 games of the Marlies season due to injury.

❖ **CAREER: 2009-10:** Played 19 games for the Maple Leafs collecting 6 points (1 goal, 5 assists) with 10 penalty minutes. Played 4 games for Pittsburgh collecting 2 points (1 goal, 1 assist) with 2 penalty minutes. Played 54 games for Wilkes-Barre (AHL) collecting 47 points (23 goals, 24 assists) with 61 penalty minutes. Made Maple Leafs debut and registered an assist Mar. 4 at Boston. Scored 1st Maple Leafs goal Mar. 9 vs. Boston (Tim Thomas). Collected

2 assists Mar. 11 vs. Tampa Bay. Missed game due to illness Mar. 20 vs. Montreal. **2008-09:** Played 5 games for Pittsburgh collecting 1 goal and 4 penalty minutes. Scored 1st NHL goal in 1st career NHL game on 1st shift (2:30 - 1st period) Feb. 3 at Montreal (Carey Price). Played 66 games for Wilkes-Barre collecting 45 points (18 goals, 27 assists) with 45 penalty minutes. Played 12 playoff games for Wilkes-Barre collecting 8 points (3 goals, 5 assists) with 10 penalty minutes. Played 3 games for Wheeling (ECHL) collecting 3 points (2 goals, 1 assist). **2007-08:** Played 66 games for Niagara (OHL) collecting 111 points (51 goals, 60 assists) with 107 penalty minutes. Ranked 1st on Niagara in goals, assists, points and shorthanded goals (6). Ranked 3rd in OHL goals and 4th in OHL points. Played 10 playoff games for Niagara collecting 17 points (8 goals, 9 assists) with 14 penalty minutes. Ranked 2nd on Niagara in playoff goals, assists (tie) and 3rd in points. Named to OHL Second All-Star Team. After junior season was complete played 19 playoff games for Wilkes-Barre collecting 8 points (4 goals, 4 assists) with 8 penalty minutes. Scored 1st professional goal in Game #5 of division semi-final vs. Hershey. **2006-07:** Played 68 games for Mississauga collecting 65 points (27 goals, 38 assists) with 66 penalty minutes. Played 5 playoff games collecting 3 points (2 goals, 1 assist). **2005-06:** Played 32 games for Mississauga collecting 3 assists with 43 penalty minutes. **2004-05:** Played 48 games for Mississauga collecting 6 points (5 goals, 1 assist) with 25 penalty minutes.

AMATEUR AND PRO RECORD		REGULAR SEASON											PLAYOFFS					
SEASON	CLUB	LEAGUE	GP	G	A	PTS	+/-	PIM	PP	SH	GW	S	5%	GP	G	A	PTS	PIM
2004-05	MISSISSAUGA	OHL	48	5	1	6	--	25	--	--	--	--	--	--	--	--	--	--
2005-06	MISSISSAUGA	OHL	32	3	0	3	--	43	--	--	--	--	--	--	--	--	--	--
2006-07	MISSISSAUGA	OHL	68	27	38	65	--	66	--	--	--	--	--	5	2	1	3	0
	WILKES-BARRE	AHL	--	--	--	--	--	--	--	--	--	--	--	19	4	4	8	8
2008-09	PITTSBURGH	NHL	5	1	0	1	-1	4	0	0	0	7	14.3	--	--	--	--	--
	WILKES-BARRE	AHL	66	18	27	45	--	45	--	--	--	--	--	12	3	5	8	10
	WHEELING	ECHL	3	2	1	3	--	0	--	--	--	--	--	--	--	--	--	--
2009-10	PITTSBURGH	NHL	4	1	1	2	-1	2	0	0	0	4	25.0	--	--	--	--	--
	TORONTO	NHL	19	1	5	6	0	10	0	0	0	32	3.1	--	--	--	--	--
	WILKES-BARRE	AHL	54	23	24	47	--	61	--	--	--	--	--	--	--	--	--	--
2010-11	TORONTO	NHL	7	0	0	0	-2	4	0	0	0	8	0.0	--	--	--	--	--
	TORONTO	AHL	13	1	4	5	--	30	--	--	--	--	--	--	--	--	--	--
NHL TOTALS			35	3	6	9	-4	20	0	0	0	51	5.9	--	--	--	--	--
LEAF TOTALS			26	1	5	6	-2	14	0	0	0	40	2.5	--	--	--	--	--



BORN: Calgary, Alberta, CAN
DATE: January 30, 1990
HEIGHT: 6'5"
WEIGHT: 213 lbs.
SHOOTS: Left
POSITION: Centre

BECAME A LEAF: Acquired from Boston with Boston's first round pick in the 2011 Entry Draft...
CAREER: 2009-10: Played 39 games for the University of Denver (WCHA) collecting 41 points...

TRANSACTIONS: Originally Boston's first choice, 16th overall, in the 2008 Entry Draft.

2010-11 SEASON: Played 1 game for the Maple Leafs collecting an assist. Played 20 games for the Toronto Marlies (AHL) collecting 16 points...

Table with columns: AMATEUR AND PRO RECORD, REGULAR SEASON, PLAYOFFS. Includes rows for seasons 2006-07 to 2010-11 and NHL Totals.



BORN: Anchorage, Alaska, USA
DATE: April 3, 1983
HEIGHT: 6'1"
WEIGHT: 190 lbs.
SHOOTS: Right
POSITION: Right Wing

BECAME A LEAF: Signed as a free agent by Toronto July 1, 2010.

TRANSACTIONS: Originally NY Rangers seventh choice, 226th overall, in the 2002 Entry Draft. Signed as a free agent by Atlanta, August 31, 2006.

2010-11 SEASON: Played 48 games for the Maple Leafs collecting 15 points (3 goals, 12 assists) with 24 penalty minutes. Played 34 games for the Toronto Marlies (AHL) collecting 18 points...

CAREER: 2009-10: Played 79 games for Chicago (AHL) collecting 53 points (24 goals, 29 assists) with 59 penalty minutes. Played 14 playoff games for Chicago collecting 11 points...

28 penalty minutes. Played 42 games for Chicago (AHL) collecting 29 points (15 goals, 14 assists) with 62 penalty minutes. Played 1st career NHL game Nov. 28 vs. Nashville. Collected 1st career NHL point (assist) Dec. 3 at Ottawa. Scored 1st career NHL goal Dec. 10 vs. NY Rangers (Steve Valiquette). Registered a 3-game point-streak (Dec. 3 - 10) with 3 points (1 goal, 2 assists). 2007-08: Played 72 games for Chicago (AHL) collecting 35 points...

Table with columns: AMATEUR AND PRO RECORD, REGULAR SEASON, PLAYOFFS. Includes rows for seasons 1999-00 to 2010-11 and NHL Totals.



BORN: Binghamton, NY, USA
DATE: February 19, 1991
HEIGHT: 5'11"
WEIGHT: 213 lbs.
SHOOTS: Left
POSITION: Left Wing

❖ **BECAME A LEAF:** Toronto's sixth choice, 158th overall, in the 2009 Entry Draft

❖ **CAREER:** **2009-10:** Played 35 games for Rensselaer Polytechnic Institute (ECAC) collecting 34 points (10 goals, 24 assists) with 37 penalty minutes. Ranked 5th nationally in points per game by a rookie (0.97) and led R.P.I. in game-winning goals (3). Selected to the ECAC All-Rookie Team and was named the ECAC Hockey's Rookie of the Year. Won the gold medal with Team USA at the World Junior Championship. Played 7 games for Team USA collecting 12 points (6 goals, 6 assists). Ranked 3rd (tie) in tournament scoring. **2008-09:** Played 53 games for the U.S. National Under-18 Team collecting 56 points (23 goals, 33 assists) with 61 penalty minutes. Ranked 1st (tie) on the team in assists and second in points. **2007-08:** Played 44 games for the U.S. National Under-18 Team collecting 17 points (5 goals, 12 assists) with 59 penalty minutes.

TRANSACTIONS: None.

❖ **2010-11 SEASON:** Played 43 games for the Toronto Marlies (AHL) collecting 15 points (5 goals, 10 assists) with 23 penalty minutes. Played 21 games for the Kitchener Rangers (OHL) collecting 28 points (12 goals, 16 assists) with 12 penalty minutes. Played 7 playoff games for Kitchener collecting 9 points (6 goals, 3 assists). Led Kitchener in playoff goals and ranked 3rd on team in points. Won the bronze medal with Team USA at the World Junior Championship. Played 6 games for Team USA collecting 2 points (1 goal, 1 assist) and 2 penalty minutes.

AMATEUR AND PRO RECORD

SEASON	CLUB	LEAGUE	REGULAR SEASON													PLAYOFFS					
			GP	G	A	PTS	+/-	PIM	PP	SH	GW	S	S%	GP	G	A	PTS	PIM			
2007-08	USNTDP	NAHL	44	5	12	17	--	59	--	--	--	--	--	3	1	1	2	6			
	USNTDP	U-17	17	5	4	9	--	10	--	--	--	--	--	--	--	--	--	--			
2008-09	USNTDP	NAHL	11	8	6	14	--	4	--	--	--	--	--	--	--	--	--	--			
	USNTDP	U-18	42	15	27	42	--	57	--	--	--	--	--	--	--	--	--	--			
2009-10	R.P.I.	ECAC	35	10	24	34	--	37	--	--	--	--	--	--	--	--	--	--			
	UNITED STATES	WJC	7	6	6	12	--	0	--	--	--	--	--	--	--	--	--	--			
2010-11	TORONTO	AHL	43	5	10	15	--	23	--	--	--	--	--	--	--	--	--	--			
	KITCHENER	OHL	21	12	16	28	--	12	--	--	--	--	7	6	3	9	0				
	UNITED STATES	WJC	6	1	1	2	--	2	--	--	--	--	--	--	--	--	--	--			



BORN: Rice Lake, WI, USA
DATE: July 7, 1984
HEIGHT: 6' 3"
WEIGHT: 206 lbs.
SHOOTS: Left
POSITION: Defence

Signed as a free agent by Toronto Marlies (AHL) June 18, 2009.

TRANSACTIONS: Originally Pittsburgh's fourth choice, 111th overall, in the 2007 Entry Draft.

❖ **2010-11 SEASON:** Played 70 games for the Toronto Marlies (AHL) collecting 19 points (11 goals, 8 assists) with 14 penalty minutes. Ranked 5th on the team in power play goals (3). Played 2 games for the Reading (ECHL) scoring 1 goal.

❖ **CAREER:** **2009-10:** Played 70 games for the Marlies collecting 17 points (4 goals, 13 assists) with 18 penalty minutes. **2008-09:** Played 28 games for the Marlies collecting 5 points (1 goal, 4 assists) with 20 penalty minutes. Played 3 playoff games for the Marlies collecting 1 assist. Made Marlies debut on Feb. 11 vs. Syracuse. Played 14 games for Providence Bruins (AHL) collecting 2 penalty minutes. Played 36 games for Gwinnett (ECHL) collecting 14 points (2 goals, 12 assists) with 16 penalty minutes. **2007-08:** Played 3 games for Albany (AHL) collecting 1 assist. Played 1 playoff game Albany. Played 35 games for the University of Wisconsin Badgers (WCHA) collecting 8 points (3 goals, 5 assists) with 18 penalty minutes. **2006-07:** Played 30 games for Wisconsin collecting 4 assists and 14 penalty minutes. **2005-06:** Played 17 games for Wisconsin collecting 3 assists and 6 penalty minutes. **2004-05:** Played 18 games for Wisconsin collecting 2 assists and 10 penalty minutes.

AMATEUR AND PRO RECORD

SEASON	CLUB	LEAGUE	REGULAR SEASON													PLAYOFFS					
			GP	G	A	PTS	+/-	PIM	PP	SH	GW	S	S%	GP	G	A	PTS	PIM			
2004-05	U. of WISCONSIN	WCHA	18	0	2	2	--	10	--	--	--	--	--	--	--	--	--	--			
2005-06	U. of WISCONSIN	WCHA	17	0	3	3	--	6	--	--	--	--	--	--	--	--	--	--			
2006-07	U. of WISCONSIN	WCHA	30	0	4	4	--	14	--	--	--	--	--	--	--	--	--	--			
2007-08	ALBANY	AHL	3	0	1	1	--	0	--	--	--	--	--	1	0	0	0	0			
	U. of WISCONSIN	WCHA	35	3	5	8	--	18	--	--	--	--	--	--	--	--	--	--			
2008-09	TORONTO	AHL	28	1	4	5	--	20	--	--	--	--	--	3	0	1	1	0			
	PROVIDENCE	AHL	4	0	0	0	--	2	--	--	--	--	--	--	--	--	--	--			
	GWINNETT	ECHL	36	2	12	14	--	16	--	--	--	--	--	--	--	--	--	--			
2009-10	TORONTO	AHL	70	4	13	17	--	18	--	--	--	--	--	--	--	--	--	--			
2010-11	TORONTO	AHL	70	11	8	19	--	14	--	--	--	--	--	--	--	--	--	--			
	READING	ECHL	2	1	0	1	--	0	--	--	--	--	--	--	--	--	--	--			

51

JAKE GARDINER



BORN: Deephaven, Minnesota, USA
DATE: July 4, 1990
HEIGHT: 6' 2"
WEIGHT: 184 lbs.
SHOOTS: Left
POSITION: Defence

❖ **BECAME A LEAF:** Acquired from Anaheim along with Joffrey Lupul and a conditional fourth-round pick in 2013 for Francois Beauchemin February 9, 2011.

TRANSACTIONS: Originally Anaheim's first choice, 17th overall, in the 2008 Entry Draft.

❖ **2010-11 SEASON:** Played 10 games for the Toronto Marlies (AHL) collecting 3 assists and 4 penalty minutes. Made his AHL/professional debut on Mar. 18 at Syracuse. Collected his 1st career AHL point (assist) on Mar. 23 at Grand Rapids. Played 41 games for the University of Wisconsin Badgers (WCHA) collecting 41 points (10 goals, 31 assists) with 24 penalty minutes. Ranked 1st (tie) on Wisconsin in assists and 3rd in points. Named NCAA West Second All-American Team. Named to WCHA Second All-Star Team.

❖ **CAREER: 2009-10:** Played 41 games for Wisconsin collecting 13 points (6 goals, 7 assists) with 20 penalty minutes. Played 7 games for Team USA at World Junior Hockey Championship collecting 3 assists and a (+9) rating. Won gold medal with Team USA. **2008-09:** Played 39 games with Wisconsin collecting 21 points (3 goals, 18 assists) with 16 penalty minutes. Ranked 3rd (tie) on the team in assists and 9th in points. Named to WCHA All-Rookie Team.

AMATEUR AND PRO RECORD		REGULAR SEASON										PLAYOFFS						
SEASON	CLUB	LEAGUE	GP	G	A	PTS	+/-	PIM	PP	SH	GW	S	S%	GP	G	A	PTS	PIM
2008-09	U. of WISCONSIN	WCHA	39	3	18	21	--	16	--	--	--	--	--	--	--	--	--	--
2009-10	U. of WISCONSIN	WCHA	41	6	7	13	--	20	--	--	--	--	--	--	--	--	--	--
	UNITED STATES	WJC	7	0	3	3	--	4	--	--	--	--	--	--	--	--	--	--
2010-11	TORONTO	AHL	10	0	3	3	--	4	--	--	--	--	--	--	--	--	--	--
	U. of WISCONSIN	WCHA	41	10	31	41	--	24	--	--	--	--	--	--	--	--	--	--

64

RICHARD GREENOP



BORN: Bowmanville, Ontario, CAN
DATE: February 24, 1989
HEIGHT: 6' 4"
WEIGHT: 246 lbs.
SHOOTS: Right
POSITION: Right Wing

❖ **BECAME A LEAF:** Signed as a free agent by Toronto July 6, 2010.

TRANSACTIONS: Originally Chicago's seventh choice, 156th overall, in the 2007 Entry Draft.

❖ **2010-11 SEASON:** Played 11 games for the Toronto Marlies (AHL) collecting 3 assists with 28 penalty minutes. Played 19 games for Reading (ECHL) collecting 3 points (1 goal, 2 assists) with 24 penalty minutes.

❖ **CAREER: 2009-10:** Played 42 games for the Marlies collecting 5 points (2 goals, 3 assists) with 136 penalty minutes. Ranked 5th on the team in penalty minutes. Played 1st professional/AHL game Oct. 4 vs. Hamilton. Recorded 1st AHL point (assist) Oct. 17 vs. Rochester. Scored 1st career AHL goal on Jan. 15 at Texas. **2008-09:** Played 60 games for the Windsor Spitfires (OHL) collecting 8 points (4 goals, 4 assists) with 156 penalty minutes. Ranked 3rd on Windsor in penalty minutes. Won the Memorial Cup with Windsor. Played 6 Memorial Cup games. **2007-08:** Played 60 games for Windsor collecting 5 points (2 goals, 3 assists) with 194 penalty minutes. Ranked 1st on Windsor in penalty minutes. **2006-07:** Played 48 games for Windsor collecting 12 points (3 goals, 9 assists) with 149 penalty minutes. Ranked 1st on Windsor in penalty minutes. Recorded 1st career OHL point (assist) on Oct. 6 at Kitchener. Scored 1st career OHL goal on Nov. 9 vs. Sault Ste. Marie.

AMATEUR AND PRO RECORD		REGULAR SEASON										PLAYOFFS						
SEASON	CLUB	LEAGUE	GP	G	A	PTS	+/-	PIM	PP	SH	GW	S	S%	GP	G	A	PTS	PIM
2006-07	WINDSOR	OHL	48	3	9	12	--	149	--	--	--	--	--	--	--	--	--	--
2007-08	WINDSOR	OHL	60	2	3	5	--	194	--	--	--	--	--	--	--	--	--	--
2008-09	WINDSOR	OHL	60	4	4	8	--	156	--	--	--	--	--	--	--	--	--	--
	MEMORIAL CUP		6	0	0	0	--	0	--	--	--	--	--	--	--	--	--	--
2009-10	TORONTO	AHL	42	2	3	5	--	136	--	--	--	--	--	--	--	--	--	--
2010-11	TORONTO	AHL	11	0	3	3	--	28	--	--	--	--	--	--	--	--	--	--
	READING	ECHL	19	1	2	3	--	24	--	--	--	--	--	--	--	--	--	--

58

SIMON GYSBERS



BORN: Richmond Hill, Ontario, CAN
DATE: May 7, 1987
HEIGHT: 6' 4"
WEIGHT: 200 lbs.
SHOOTS: Right
POSITION: Defence

❖ **BECAME A LEAF:** Signed as a free agent by Toronto March 13, 2010.

TRANSACTIONS: None.

❖ **2010-11 SEASON:** Played 60 games for the Toronto Marlies (AHL) collecting 32 points (7 goals, 25 assists) with 32 penalty minutes. Ranked 1st among Marlies defencemen in assists and points. Ranked 3rd on Marlies in multi-point games (8). Scored 1st career AHL goal in Marlies home opener Oct. 9 vs. Rochester. Scored the GWG, collected 2 assists, and named 1st star Jan. 23 vs. Houston. Registered 1st career 3-point game (1 goal, 2 assists) Dec. 11 at Lake Erie.

❖ **CAREER:** **2009-10:** Played 38 games for Lake Superior State (CCHA) collecting 15 points (6 goals, 9 assists) with 46 penalty minutes. Ranked 1st among Lake Superior State defencemen in goals, points and penalty minutes. Signed ATO contract with Toronto Marlies (AHL) March 10.

Played 14 games for the Marlies collecting 1 assist with 2 penalty minutes. Played 1st AHL game Mar. 12 at Chicago. Collected 1st AHL point (assist) Mar. 27 vs. Rochester. **2008-09:** Played 39 games for Lake Superior State collecting 21 points (3 goals, 18 assists) with 28 penalty minutes. Named Lake Superior's Outstanding Defenceman for the second consecutive season. Ranked 1st on Lake Superior in powerplay points (2 goals, 9 assists). **2007-08:** Played 37 games for Lake Superior State collecting 19 points (6 goals, 13 assists) with 46 penalty minutes. Ranked 1st among Lake Superior defencemen in points. Named Lake Superior's Outstanding Defenceman. Named CCHA Defenceman of the Week after collecting 4 points (1 goal, 3 assists) and 5 blocked shots against Bowling Green Jan. 11 - 12. **2006-07:** Played 41 games for Lake Superior State collecting 13 points (4 goals, 9 assists) with 45 penalty minutes. Shared the Soo BlueLiners Outstanding Freshman Award with teammate Nathan Perkovich. Ranked 2nd among Lake Superior rookies in points.

AMATEUR AND PRO RECORD

REGULAR SEASON

PLAYOFFS

SEASON	CLUB	LEAGUE	GP	G	A	PTS	+/-	PIM	PP	SH	GW	S	5%	GP	G	A	PTS	PIM
2003-04	STOUFFVILLE	OPJHL	42	3	10	13	--	37	--	--	--	--	---	--	--	--	---	---
2004-05	STOUFFVILLE	OPJHL	46	11	23	34	--	32	--	--	--	--	---	--	--	--	---	---
2005-06	STOUFFVILLE	OPJHL	46	8	24	32	--	94	--	--	--	--	---	--	--	--	---	---
2006-07	LAKE SUPERIOR U.	CCHA	41	4	9	13	--	45	--	--	--	--	---	--	--	--	---	---
2007-08	LAKE SUPERIOR U.	CCHA	37	6	13	19	--	46	--	--	--	--	---	--	--	--	---	---
2008-09	LAKE SUPERIOR U.	CCHA	39	3	18	21	--	28	--	--	--	--	---	--	--	--	---	---
2009-10	TORONTO	AHL	14	0	1	1	--	2	--	--	--	--	---	--	--	--	---	---
	LAKE SUPERIOR U.	CCHA	38	6	9	15	--	46	--	--	--	--	---	--	--	--	---	---
2010-11	TORONTO	AHL	60	7	25	32	--	32	--	--	--	--	---	--	--	--	---	---

48

RYAN HAMILTON



BORN: Oshawa, Ontario, CAN
DATE: April 15, 1985
HEIGHT: 6' 2"
WEIGHT: 230 lbs.
SHOOTS: Left
POSITION: Left Wing

❖ **BECAME A LEAF:** Acquired from Minnesota for Robbie Earl, January 21, 2009.

TRANSACTIONS: Originally signed as a free agent by Minnesota July 5, 2006.

❖ **2010-11 SEASON:** Played 45 games for the Toronto Marlies (AHL) collecting 29 points (16 goals, 13 assists) with 21 penalty minutes. Ranked 3rd on Marlies in goals. Returned to the Marlies lineup Dec. 17 after missing 18 games due to injury. Scored 1st career hat-trick and named 1st star Feb. 16 at Manitoba. Scored 7 goals in the Marlies final 8 games of the season.

❖ **CAREER:** **2009-10:** Played 47 games for the Marlies collecting 25 points (16 goals, 9 assists) with 37 penalty minutes. Ranked 1st (tie) on team in goals and 7th in points. Returned to the Marlies lineup Feb. 17 after missing 33 games due to injury. Recorded a season-high 6-game point-streak (Mar. 27 - Apr. 9) collecting 6 points (3 goals, 3 assists). **2008-09:** Played 29 games for Houston (AHL) collecting 12 points (8 goals, 4 assists) with 24 penalty minutes. Traded from Minnesota to Toronto January 21, 2009. Played 36 games for the Toronto Marlies (AHL) collecting 13 points (7 goals, 6 assists) with 33 penalty minutes. Made Marlies

debut Jan. 23 at Syracuse. Collected 3 points (1 goal, 2 assists), including 1st Marlies goal Feb. 18 vs. Syracuse. Played 6 playoff games for the Marlies collecting 3 points (1 goal, 2 assists) with 4 penalty minutes. **2007-08:** Played 72 games for Houston (AHL) collecting 39 points (20 goals, 19 assists) with 38 penalty minutes. Ranked 2nd on team in goals and points. Ranked 3rd on team in plus/minus (+13). Played 2 playoff games for Houston and scored 1 goal. **2006-07:** Played 62 games for Houston collecting 16 points (7 goals, 9 assists) with 36 penalty minutes. **2005-06:** Played 63 games for Barrie (OHL) collecting 72 points (46 goals, 26 assists) with 58 penalty minutes. Ranked 1st on team in goals and 3rd in points. Played 14 playoff games for Barrie collecting 17 points (8 goals, 9 assists) with 11 penalty minutes. Ranked 1st on team in playoff assists and points. Played 1 playoff game for Houston. **2004-05:** Played 37 games for Barrie collecting 24 points (13 goals, 11 assists) with 6 penalty minutes. Played 6 playoff games for Barrie collecting 2 goals and 2 penalty minutes. **2003-04:** Played 46 games for Barrie 27 points (17 goals, 10 assists) with 21 penalty minutes. Played 7 playoff games for Barrie collecting 1 assist and 8 penalty minutes. **2002-03:** Played 24 games for Barrie collecting 5 points (3 goals, 2 assists) with 10 penalty minutes. Played 6 playoff games for Barrie and scored 1 goal.

AMATEUR AND PRO RECORD

REGULAR SEASON

PLAYOFFS

SEASON	CLUB	LEAGUE	GP	G	A	PTS	+/-	PIM	PP	SH	GW	S	5%	GP	G	A	PTS	PIM
2002-03	BARRIE	OHL	24	3	2	5	--	10	--	--	--	--	---	6	1	0	1	0
2003-04	BARRIE	OHL	46	17	10	27	--	21	--	--	--	--	---	7	0	1	1	8
2004-05	BARRIE	OHL	37	13	11	24	--	6	--	--	--	--	---	6	2	0	2	2
2005-06	BARRIE	OHL	63	46	26	72	--	58	--	--	--	--	---	14	8	9	17	11
	HOUSTON	AHL	--	--	--	--	--	--	--	--	--	--	---	1	0	0	0	0
2006-07	HOUSTON	AHL	62	7	9	16	--	36	--	--	--	--	---	--	--	--	---	---
2007-08	HOUSTON	AHL	72	20	19	39	--	38	--	--	--	--	---	2	1	0	1	0
2008-09	HOUSTON	AHL	29	8	4	12	--	24	--	--	--	--	---	--	--	--	---	---
	TORONTO	AHL	36	7	6	13	--	33	--	--	--	--	---	6	1	2	3	4
2009-10	TORONTO	AHL	47	16	9	25	--	37	--	--	--	--	---	--	--	--	---	---
2010-11	TORONTO	AHL	45	16	13	29	--	21	--	--	--	--	---	--	--	--	---	---



BORN: East Greenbush, New York, USA
DATE: September 29, 1986
HEIGHT: 6' 2"
WEIGHT: 204 lbs.
SHOOTS: Left
POSITION: Defence

❄️ **BECAME A LEAF:** Acquired from Tampa Bay for Stefano Gillati and Alex Berry, August 27, 2010.

TRANSACTIONS: Originally Boston's first choice, 22nd overall, in the 2005 Entry Draft. Traded to Tampa Bay by Boston with Martins Karsums for Mark Recchi and Tampa Bay's second round pick (later obtained by Florida - Alexander Petrovic) in the 2010 Entry Draft, March 4, 2009.

❄️ **2010-11 SEASON:** Played 11 games for the Maple Leafs collecting 1 assist with 6 penalty minutes. Played 69 games for the Toronto Marlies (AHL) collecting 28 points (7 goals, 21 assists) with 137 penalty minutes and a (+4) rating. Ranked 1st on the Marlies in penalty minutes and 2nd among defencemen in points. Recalled from the Marlies Mar. 15. Made Maple Leafs debut Mar. 16 at Carolina. Healthy scratch Mar. 26 at Detroit. Collected 1st Maple Leafs point (assist) Apr. 6 at New Jersey.

❄️ **CAREER:** **2009-10:** Played 5 games for Tampa Bay collecting 21 penalty minutes. Played 68 games for Norfolk (AHL) collecting 24 points (8 goals, 16 assists) with 105 penalty minutes. Ranked 2nd on Norfolk in penalty minutes. **2008-09:** Played 16 games for Boston collecting 1 assist with 10 penalty minutes. Played 33 games for Providence (AHL) collecting 21 points (5 goals, 16 assists) with 36 penalty minutes. Acquired by Tampa Bay from Boston Mar. 4, 2009. Played 12

games for Tampa Bay collecting 7 assists with 10 penalty minutes. Played 2 games for Norfolk (AHL) registering 2 penalty minutes. **2007-08:** Played 18 games for Boston collecting 5 points (1 goal, 4 assists). Scored 1st NHL goal Dec. 31 vs. Atlanta (Kari Lehtonen). Played 60 games for Providence collecting 36 points (9 goals, 27 assists) with 79 penalty minutes. Played 9 playoff games collecting 4 assists with 6 penalty minutes. **2006-07:** Played 12 games for Boston collecting 2 assists with 12 penalty minutes. Made NHL debut Oct. 26 vs. Montreal. Collected 1st NHL point (assist) Nov. 2 vs. Buffalo. Played 64 games for Providence collecting 36 points (11 goals, 25 assists) with 60 penalty minutes. Ranked 1st among Providence defencemen in goals, assists and points. Named to AHL All-Rookie Team. **2005-06:** Played 56 games for Kitchener (OHL) collecting 47 points (7 goals, 40 assists) with 146 penalty minutes. Ranked 1st among Kitchener defencemen in assists and points. Played 5 playoff games for Kitchener collecting 2 points (1 goal, 1 assist) with 12 penalty minutes. Played 7 games for Providence collecting 2 points (1 goal, 1 assist) with 6 penalty minutes. Played 6 playoff games for Providence collecting 6 penalty minutes. **2004-05:** Played 44 games for Kitchener collecting 22 points (4 goals, 18 assists) with 44 penalty minutes. Played 13 playoff games for Kitchener collecting 3 assists with 18 penalty minutes. **2003-04:** Played 62 games for Kitchener collecting 24 points (5 goals, 19 assists) with 94 penalty minutes. Played 5 playoff games collecting 1 assist. Named to OHL Second All-Rookie Team.

AMATEUR AND PRO RECORD

REGULAR SEASON

PLAYOFFS

SEASON	CLUB	LEAGUE	GP	G	A	PTS	+/-	PIM	PP	SH	GW	S	5%	GP	G	A	PTS	PIM
2002-03	USNDP	NAHL	46	2	5	7	--	53	--	--	--	--	--	--	--	--	--	--
2003-04	KITCHENER	OHL	62	5	19	24	--	94	--	--	--	--	--	5	0	1	1	0
2004-05	KITCHENER	OHL	44	4	18	22	--	44	--	--	--	--	--	13	0	3	3	18
2005-06	KITCHENER	OHL	56	7	40	47	--	146	--	--	--	--	--	5	1	1	2	12
	PROVIDENCE	AHL	7	1	1	2	--	6	--	--	--	--	--	6	0	0	0	6
2006-07	BOSTON	NHL	12	0	2	2	-6	12	0	0	0	8	0.0	--	--	--	--	--
	PROVIDENCE	AHL	64	11	25	36	--	60	--	--	--	--	--	--	--	--	--	--
2007-08	BOSTON	NHL	18	1	4	5	-2	0	1	0	0	11	9.1	--	--	--	--	--
	PROVIDENCE	AHL	60	9	27	36	--	79	--	--	--	--	--	9	0	4	4	6
2008-09	BOSTON	NHL	16	0	1	1	1	10	0	0	0	6	0.0	--	--	--	--	--
	TAMPA BAY	NHL	12	0	7	7	-7	10	0	0	0	19	0.0	--	--	--	--	--
	PROVIDENCE	AHL	33	5	16	21	--	36	--	--	--	--	--	--	--	--	--	--
	NORFOLK	AHL	2	0	0	0	--	2	--	--	--	--	--	--	--	--	--	--
2009-10	TAMPA BAY	NHL	5	0	0	0	-2	21	0	0	0	2	0.0	--	--	--	--	--
	NORFOLK	AHL	68	8	16	24	--	105	--	--	--	--	--	--	--	--	--	--
2010-11	TORONTO	NHL	11	0	1	1	1	6	0	0	0	8	0.0	--	--	--	--	--
	TORONTO	AHL	69	7	21	28	--	137	--	--	--	--	--	--	--	--	--	--
	NHL TOTALS		74	1	15	16	-15	59	1	0	0	54	1.9	--	--	--	--	--
	LEAF TOTALS		11	0	1	1	1	6	0	0	0	8	0.0	--	--	--	--	--



BORN: Trencin, Slovakia
DATE: November 30, 1988
HEIGHT: 6' 4"
WEIGHT: 210 lbs.
SHOOTS: Left
POSITION: Defence

❄️ **BECAME A LEAF:** Toronto's fourth choice, 134th overall, in the 2007 Entry Draft.

TRANSACTIONS: None.

❄️ **2010-11 SEASON:** Played 56 games for the Toronto Marlies (AHL) collecting 16 points (4 goals, 12 assists) with 14 penalty minutes. Collected 1st point (assist) of the season Oct. 16 at Hamilton. Collected assists in back-to-back games (Oct. 24 - Oct. 29). Scored 1st GWG of the season Dec. 21 at Peoria. Registered 1st multi-point game of the season (1 goal, 1 assist) and named 1st star Dec. 18 vs. Rochester.


❄️ **CAREER:** **2009-10:** Played 68 games for the Toronto Marlies (AHL) collecting 23 points (5 goals, 18 assists) with 38 penalty minutes. Made AHL debut Oct. 4 vs. Hamilton. Scored 1st AHL goal and point Oct. 10 vs. Grand Rapids. Recorded 1st AHL assist Oct. 11 vs. Rockford. Scored the shootout winner in the 10th round Dec. 11 vs. Chicago. **2008-09:** Played 51 games for Dukla Trencin (SLK) collecting 3 points (2 goals, 1 assist) and 18 penalty minutes. **2007-08:** Played 35 games for Dukla Trencin (SLK) collecting 8 points (1 goal, 7 assists) and 34 penalty minutes. Played 14 playoff games and collected 1 assist and 2 penalty minutes. Played 6 games for Slovakia at the World Junior Championship, collecting 3 points (1 goal, 2 assists). **2006-07:** Played 22 games for Dukla Trencin (SLK) registering 2 penalty minutes. Played 7 playoff games.

AMATEUR AND PRO RECORD

REGULAR SEASON

PLAYOFFS

SEASON	CLUB	LEAGUE	GP	G	A	PTS	+/-	PIM	PP	SH	GW	S	5%	GP	G	A	PTS	PIM
2005-06	DUKLA TRENCIN	SLK-U20	17	1	4	5	--	2	--	--	--	--	--	--	--	--	--	--
	SLOVAKIA	WJC-U18	6	0	2	2	--	6	--	--	--	--	--	--	--	--	--	--
2006-07	DUKLA TRENCIN	SLK	22	0	0	0	--	2	--	--	--	--	--	7	0	0	0	0
	DUKLA TRENCIN	SLK-U20	42	9	15	24	--	72	--	--	--	--	--	7	2	1	3	10
2007-08	DUKLA TRENCIN	SLK	35	1	7	8	--	34	--	--	--	--	--	14	0	1	1	2
	SLOVAKIA	WJC	6	1	2	3	--	0	--	--	--	--	--	--	--	--	--	--
2008-09	DUKLA TRENCIN	SLK	51	2	1	3	--	18	--	--	--	--	--	--	--	--	--	--
2009-10	TORONTO	AHL	68	5	18	23	--	38	--	--	--	--	--	--	--	--	--	--
2010-11	TORONTO	AHL	56	4	12	16	--	14	--	--	--	--	--	--	--	--	--	--



BORN: Pori, Finland
DATE: May 22, 1987
HEIGHT: 6' 5"
WEIGHT: 212 lbs.
CATCHES: Left
POSITION: Goaltender

❖ **BECAME A LEAF:** Signed as a free agent by Toronto April 23, 2010.

❖ **CAREER:** **2009-10:** Played 31 games with Assat (FIN) leading the league with a .929 save percentage. Registered a record of 14-13-1, a 2.48 goals against average and 2 shutouts.

TRANSACTIONS: None.

❖ **2010-11 SEASON:** Played 30 games for the Toronto Marlies (AHL) compiling a record of 10-15-3 with a 2.71 goals against average, a .911 save percentage and 2 shutouts. Ranked 2nd on the Marlies in minutes (1,660), wins and total saves (772). Named the Reebok/AHL Player of the Week for period ending Nov. 14. Compiled a record of 3-0-0 with a 1.00 goals against average and 0.971 save percentage. Made AHL debut on Oct. 11 vs. Abbotsford. Registered 1st career AHL win and shutout (33 saves) Nov. 9 at Connecticut.

AMATEUR AND PRO RECORD			REGULAR SEASON								PLAYOFFS							
SEASON	CLUB	LEAGUE	GP	MINS	W	L	OT	GA	SO	AVG.	GP	MINS	W	L	GA	SO	AVG.	
2008-09	SPORT	FIN-2	1	--	--	--	--	--	--	6.00	--	--	--	--	--	--	--	
	KIEKKO-VANTAA	FIN-2	7	--	--	--	--	--	--	3.99	--	--	--	--	--	--	--	
	FPS	FIN-2	4	--	--	--	--	--	--	2.50	--	--	--	--	--	--	--	
2009-10	ASSAT	FIN	31	1717	14	13	1	71	2	2.48	--	--	--	--	--	--	--	
2010-11	TORONTO	AHL	30	1660	10	15	3	75	2	2.71	--	--	--	--	--	--	--	



BORN: Victoria, British Columbia, CAN
DATE: June, 3, 1988
HEIGHT: 6'
WEIGHT: 193 lbs.
SHOOTS: Right
POSITION: Right Wing

❖ **BECAME A LEAF:** Signed as a free agent by Toronto July 3, 2008.

TRANSACTIONS: None.

❖ **2010-11 SEASON:** Played 55 games for the Toronto Marlies (AHL) collecting 31 points (10 goals, 21 assists) with 30 penalty minutes. Ranked 1st on Marlies in plus/minus (+11). Registered 7 multi-point games. Collected 1st point of season (assist) Oct. 11 vs. Abbotsford. Scored 1st goal of season Nov. 6 at Texas. Collected a season-high 3 points (1 goal, 2 assists) Nov. 20 vs. Hamilton. Missed 24 games due to injury and returned to the Marlies lineup Jan. 26 at Lake Erie. Scored a season-high 2 goals Mar. 5 at Hamilton.

❖ **CAREER:** **2009-10:** Played 71 games for the Marlies collecting 32 points (10 goals, 22 assists) with 28 penalty minutes. Played 5 games for Reading (ECHL) collecting 2 points (1 goal, 1 assist) with 2 penalty minutes. Played 13 playoff games for Reading collecting 10 points (1 goal, 9 assists). Ranked 6th on Reading in playoff points. Played 1st AHL game Oct. 4 vs. Hamilton.

Registered a season-high 15 penalty minutes Oct. 21 at Abbotsford. Collected 1st AHL point (assist) Oct. 30 vs. Adirondack. Scored 1st AHL goal Dec. 5 vs. Hamilton. **2008-09:** Played 65 games for Seattle (WHL) collecting 76 points (32 goals, 44 assists) with 39 penalty minutes. Ranked 1st on Seattle in goals, assists and points. Ranked 1st on Seattle in shorthanded goals (5) and 1st (tie) in powerplay goals (9). Played 5 playoff games for Seattle collecting 6 assists with 2 penalty minutes. **2007-08:** Played 72 games for Seattle collecting 75 points (38 goals, 37 assists) with 56 penalty minutes. Ranked 2nd on Seattle in goals and points. Ranked 1st on Seattle in plus/minus (+40) and powerplay goals (10). Played 12 playoff games for Seattle collecting 9 points (5 goals, 4 assists) with 9 penalty minutes. **2006-07:** Played 72 games for Seattle collecting 32 points (18 goals, 14 assists) with 62 penalty minutes. Played 11 playoff games for Seattle collecting 2 assists with 2 penalty minutes. **2005-06:** Played 69 games for Seattle collecting 22 points (8 goals, 14 assists) with 37 penalty minutes. Played 7 playoff games for Seattle collecting 4 points (1 goal, 3 assists) with 4 penalty minutes.

AMATEUR AND PRO RECORD			REGULAR SEASON													PLAYOFFS				
SEASON	CLUB	LEAGUE	GP	G	A	PTS	+/-	PIM	PP	SH	GW	S	5%	GP	G	A	PTS	PIM		
2004-05	VICTORIA	BCHL	7	1	1	2	--	0	--	--	--	--	--	--	--	--	--	--		
2005-06	SEATTLE	WHL	69	8	14	22	--	37	--	--	--	--	--	7	1	3	4	4		
2006-07	SEATTLE	WHL	72	18	14	32	--	62	--	--	--	--	--	11	0	2	2	2		
2007-08	SEATTLE	WHL	72	38	37	75	--	56	--	--	--	--	--	12	5	4	9	9		
2008-09	SEATTLE	WHL	65	32	44	76	--	39	--	--	--	--	--	5	0	6	6	2		
2009-10	TORONTO	AHL	71	10	22	32	--	28	--	--	--	--	--	--	--	--	--	--		
	READING	ECHL	5	1	1	2	--	2	--	--	--	--	--	13	1	9	10	0		
2010-11	TORONTO	AHL	55	10	21	31	--	30	--	--	--	--	--	--	--	--	--	--		



BORN: Spruce Grove, Alberta, CAN
DATE: September 11, 1986
HEIGHT: 6' 2"
WEIGHT: 192 lbs.
CATCHES: Left
POSITION: Goaltender

❖ **BECAME A LEAF:** Signed as a free agent by Toronto April 28, 2010.

❖ **CAREER:** **2009-10:** Played 34 games for the Cornell Big Red (ECAC) compiling a record of 21-9-4 with a 1.87 goals against average, a .924 save percentage and 7 shutouts. Ranked 1st in the NCAA in shutouts, save percentage and goals against average (tie). Recorded the 3rd longest shutout streak in NCAA history, going 267:11 without allowing a goal and blanking Harvard, Brown and Union over a 5-game stretch. Named NCAA East First All-American. Named to ECAC First All-Star Team and won the ECAC Hockey Ken Dryden Award as the league's top goaltender. Finalist for the Hobey Baker Trophy, given annually to the NCAA's top player. **2008-09:** Played 36 games for Cornell compiling a record of 22-10-4 with a 1.81 goals against average, a .931 save percentage and 7 shutouts. Named to ECAC Second All-Star Team. **2007-08:** Played 35 games with Cornell compiling a record of 19-12-3 with a 2.02 goals against average, a .930 save percentage and 4 shutouts. **2006-07:** Played 12 games for Cornell compiling a record of 3-6-2 with a 2.30 goals against average and .911 save percentage with 1 shutout.

TRANSACTIONS: None.

❖ **2010-11 SEASON:** Played 33 games for the Toronto Marlies (AHL) compiling a record of 13-12-5 with a 2.33 goals against average, a .924 save percentage and 2 shutouts. Led the Marlies in wins, minutes played (1,930), goals against average, save percentage and saves (goaltenders that played more than 300 minutes). Ranked 3rd in save percentage and 4th in goals against average among all rookie goaltenders in the AHL. Made 15 straight starts from March 4 vs. W-B/Scranton to April 3 vs. Manitoba, compiling a 5-8-2 record with a 2.10 goals against average and .929 save percentage. Made AHL debut on Nov. 20 vs. Hamilton, making 33 saves for 1st career win. Recorded 1st career AHL shutout on Jan. 8 at Milwaukee, making 24 saves in a 1-0 shootout loss. Recalled by Maple Leafs Feb. 19. Dressed for Maple Leafs but did not play Feb. 19 vs. Ottawa, Feb. 22 vs. NY Islanders and Feb. 24 at Montreal. Reassigned to the Marlies on Feb. 28. Played 13 games for Reading (ECHL) compiling a record of 10-3-0 with a 2.23 goals against average and .938 save percentage. Led Reading in goals against average and save percentage, and ranked 2nd in wins. Played 3 playoff games for Reading compiling a record of 0-1 with a 5.04 goals against average and 0.873 save percentage.

AMATEUR AND PRO RECORD			REGULAR SEASON										PLAYOFFS					
SEASON	CLUB	LEAGUE	GP	MINS	W	L	OT	GA	SO	AVG.	GP	MINS	W	L	GA	SO	AVG.	
2006-07	CORNELL	ECAC	12	574	3	6	2	22	1	2.30	-	-	-	-	-	-	-	
2007-08	CORNELL	ECAC	35	1965	19	12	3	66	4	2.02	-	-	-	-	-	-	-	
2008-09	CORNELL	ECAC	36	2152	22	10	4	65	7	1.81	-	-	-	-	-	-	-	
2009-10	CORNELL	ECAC	34	2018	21	9	4	63	7	1.87	-	-	-	-	-	-	-	
2010-11	TORONTO	AHL	33	1929	13	12	5	75	2	2.33	-	-	-	-	-	-	-	
	READING	ECHL	13	779	10	3	0	29	0	2.23	3	107	0	1	9	0	5.04	



BORN: Sault Ste. Marie, Ontario, CAN
DATE: January 22, 1986
HEIGHT: 6' 1"
WEIGHT: 210 lbs.
SHOOTS: Left
POSITION: Left Wing

Signed as a free agent by Toronto Marlies (AHL) July 20, 2011.

TRANSACTIONS: None.

❖ **2010-11 SEASON:** Played 74 games for the Milwaukee Admirals (AHL) collecting 22 points (10 goals, 12 assists) with 145 penalty minutes. Ranked 2nd on the Admirals in penalty minutes. Played 9 playoff games for Milwaukee collecting 8 points (1 goal, 7 assists) with 11 penalty minutes.


❖ **CAREER:** **2009-10:** Played 52 games for Salzburg EC (Austria) collecting 40 points (18 goals, 22 assists) with 231 penalty minutes. Ranked 1st on the club in penalty minutes, and 4th in goals and points. **2008-09:** Played 80 games for Milwaukee collecting 32 points (15 goals, 17 assists) with 160 penalty minutes. Ranked 1st on Milwaukee in penalty minutes and 4th in plus/minus (+10). Played 10 playoff games collecting 3 points (1 goal, 2 assists) with 20 penalty minutes. **2007-08:** Played 66 games for Milwaukee collecting 19 points (8 goals, 11 assists) with 179 penalty minutes. Ranked 1st on Milwaukee in penalty minutes.

Played 6 playoff games for Milwaukee collecting 1 goal and 22 penalty minutes. **2006-07:** Played 74 games for Milwaukee collecting 19 points (9 goals, 10 assists) with 215 penalty minutes. Ranked 1st on the team in penalty minutes. Recorded 1st career AHL point (assist) on Oct. 13 vs. Chicago. Scored 1st career AHL goal on Nov. 18 at Peoria. Played 4 playoff games collecting 6 penalty minutes. **2005-06:** Played 67 games for Guelph (OHL) collecting 69 points (38 goals, 31 assists) with 196 penalty minutes. Ranked 1st on Guelph in penalty minutes, 2nd in goals and 3rd in points. Played 15 playoff games with Guelph collecting 18 points (12 goals, 6 assists) with 33 penalty minutes. Led Guelph in playoff goals and penalty minutes and ranked 3rd in points. **2004-05:** Played 37 games for Sarnia (OHL) collecting 3 assists and 118 penalty minutes. Played 23 games for Guelph collecting 11 points (7 goals, 4 assists) with 78 penalty minutes. Played 4 playoff games for Guelph collecting 9 penalty minutes. **2003-04:** Played 62 games for Sarnia collecting 16 points (5 goals, 11 assists) with 106 penalty minutes. Ranked 4th on Sarnia in penalty minutes. Played 5 playoff games for Sarnia collecting 4 penalty minutes.

AMATEUR AND PRO RECORD		REGULAR SEASON													PLAYOFFS			
SEASON	CLUB	LEAGUE	GP	G	A	PTS	+/-	PIM	PP	SH	GW	S	S%	GP	G	A	PTS	PIM
2003-04	SARNIA	OHL	62	5	11	16	-	106	-	-	-	-	-	5	0	0	0	4
2004-05	SARNIA	OHL	37	0	3	3	-	118	-	-	-	-	-	-	-	-	-	-
	GUELPH	OHL	23	7	4	11	-	78	-	-	-	-	-	4	0	0	0	9
2005-06	GUELPH	OHL	67	38	31	69	-	196	-	-	-	-	-	15	12	6	18	33
2006-07	MILWAUKEE	AHL	74	9	10	19	-	215	-	-	-	-	-	4	0	0	0	6
2007-08	MILWAUKEE	AHL	66	8	11	19	-	179	-	-	-	-	-	6	1	0	1	22
2008-09	MILWAUKEE	AHL	80	15	17	32	-	160	-	-	-	-	-	10	1	2	3	20
2009-10	SALZBURG EC	AUS	52	18	22	40	-	231	-	-	-	-	-	-	-	-	-	-
2010-11	MILWAUKEE	AHL	74	10	12	22	-	145	-	-	-	-	-	9	1	7	8	11

26

MIKE ZIGOMANIS



BORN: Toronto, Ontario, CAN
DATE: January 17, 1981
HEIGHT: 6'
WEIGHT: 200 lbs.
SHOOTS: Right
POSITION: Centre

❄️ **BECAME A LEAF:** Signed as a free agent by Toronto July 3, 2010.

TRANSACTIONS: Originally Buffalo's fourth choice, 64th overall, in the 1999 Entry Draft. Also, Carolina's second choice, 46th overall, in the 2001 Entry Draft. Traded to St. Louis by Carolina with Jesse Boulerice, Magnus Kahnberg, Carolina's first round pick (later obtained by New Jersey - Matthew Corrente) in the 2006 Entry Draft, Toronto's fourth round pick (previously acquired - Reto Berra) in the 2006 Entry Draft and Chicago's fourth round pick (previously acquired - Cade Fairchild) in the 2007 Entry Draft for Doug Weight and Erkki Rajamaki, January 30, 2006. Signed as a free agent by Phoenix, July 21, 2006. Traded to Pittsburgh by Phoenix for future considerations, October 9, 2008. Signed to a PTO (professional tryout) contract by Toronto (AHL), October 19, 2009. Signed as a free agent by Djurgarden (Sweden), November 10, 2009.

❄️ **2010-11 SEASON:** Played 8 games for the Maple Leafs collecting 1 assist with 4 penalty minutes. Played 64 games with the Toronto Marlies (AHL) collecting 47 points (14 goals, 33 assists) with 66 penalty minutes. Ranked 1st on Marlies in assists and points. Ranked 1st (tie) on Marlies in multi-point games (11). Made Maple Leafs debut Oct. 7 vs. Montreal. Collected 1st Maple Leafs point Oct. 13 at Pittsburgh. Assigned to Marlies Oct. 31. Made Marlies season debut and collected an assist Nov. 3 at San Antonio.

❄️ **CAREER: 2009-10:** Signed professional tryout contract with Toronto Marlies (AHL) Oct. 19. Played 7 games for the Marlies collecting 13 assists. Collected at least 1 assist in each of 1st 6 games with Marlies. Signed a contract with Djurgarden of Swedish Elite League Nov. 10. Played 27 games for Djurgarden collecting 11 points (4 goals, 7 assists) with 12 penalty minutes. Played 5 playoff games for Djurgarden collecting 8 penalty minutes. **2008-09:** Won Stanley Cup championship with Pittsburgh Penguins. Acquired by Pittsburgh from Phoenix for future considerations. Played 22 games for Pittsburgh collecting 6 points (2 goals, 4 assists) with 27 penalty minutes. Missed 58 regular season games and 24 playoff games due to shoulder surgery. **2007-08:** Split season between Phoenix and San Antonio (AHL). Played 33 games for Phoenix collecting 3 points (2 goals, 1 assist) with 6 penalty minutes. Played 27 games

for San Antonio collecting 25 points (10 goals, 15 assists) with 14 penalty minutes. Played 7 playoff games for San Antonio and ranked 1st (tie) on team in assists (5). **2006-07:** Signed as a free agent by Phoenix July 21. Played 75 games for Phoenix collecting 23 points (14 goals, 9 assists) with 46 penalty minutes. Ranked 4th (tie) on Phoenix in goals. **2005-06:** Played 21 games for Carolina collecting 1 goal and 4 penalty minutes. Played 11 games for Lowell collecting 13 points (6 goals, 7 assists) with 19 penalty minutes. Acquired by St. Louis from Carolina Jan 30. Played 2 games for St. Louis. Played 28 games for Peoria (AHL) collecting 28 points (10 goals, 18 assists) with 16 penalty minutes. Played 4 playoff games for Peoria and ranked 1st on the team in assists (4) and points (6). **2004-05:** Played 76 games for Lowell (AHL) collecting 60 points (29 goals, 31 assists) with 71 penalty minutes. Played 11 playoff games for Lowell and ranked 1st on team in scoring with 11 points (4 goals, 7 assists). **2003-04:** Played 17 games for Carolina collecting 3 assists with 2 penalty minutes. Played 61 games for Lowell collecting 52 points (17 goals, 35 assists) with 56 penalty minutes. Ranked 1st on Lowell in assists and points. **2002-03:** Played 19 games for Carolina collecting 3 points (2 goals, 1 assist). Scored 1st career NHL goal in 1st career NHL game Feb. 26 at Phoenix (Sean Burke). Collected 1st NHL assist and scored a goal Apr. 2 at Pittsburgh. Played 38 games for Lowell collecting 31 points (13 goals, 18 assists) with 19 penalty minutes. **2001-02:** In 1st professional season played 79 games for Lowell collecting 48 points (18 goals, 30 assists) with 24 penalty minutes. Played 5 playoff games for Lowell collecting 2 points (1 goal, 1 assist) with 2 penalty minutes. **2000-01:** Played 52 games for Kingston (OHL) and ranked 1st on team in goals (40) and points (77). Played 7 games for Canada at IIHF World Junior Championship collecting 4 points (2 goals, 2 assists). Won bronze medal with Canada. **1999-00:** Played 59 games for Kingston and ranked 1st on team in goals (40) and points (94). Played 5 playoff games collecting 4 assists. Won William Hanley Trophy as OHL's Most Gentlemanly player. **1998-99:** Played 67 games for Kingston and ranked 1st on team in assists (56) and 2nd in points (85). Played 5 playoff games for Kingston collecting 8 points (1 goal, 7 assists). **1997-98:** Played 62 games for Kingston collecting 74 points (23 goals, 51 assists) with 30 penalty minutes. Played 12 playoff games for Kingston collecting 7 points (1 goal, 6 assists) with 2 penalty minutes.

AMATEUR AND PRO RECORD

REGULAR SEASON

PLAYOFFS

SEASON	CLUB	LEAGUE	GP	G	A	PTS	+/-	PIM	PP	SH	GW	S	S%	GP	G	A	PTS	PIM
1997-98	KINGSTON	OHL	62	23	51	74	--	30	--	--	--	--	--	12	1	6	7	2
1998-99	KINGSTON	OHL	67	29	56	85	--	36	--	--	--	--	--	5	1	7	8	2
1999-00	KINGSTON	OHL	59	40	54	94	--	49	--	--	--	--	--	5	0	4	4	0
2000-01	KINGSTON	OHL	52	40	37	77	--	44	--	--	--	--	--	--	--	--	--	--
	CANADA	WJC	7	2	2	4	--	24	--	--	--	--	--	--	--	--	--	--
2001-02	LOWELL	AHL	79	18	30	48	--	20	--	--	--	--	--	5	1	1	2	2
2002-03	CAROLINA	NHL	19	2	1	3	-4	0	1	1	0	19	10.5	--	--	--	--	--
	LOWELL	AHL	38	13	18	31	--	19	--	--	--	--	--	--	--	--	--	--
2003-04	CAROLINA	NHL	17	0	3	3	-1	2	0	0	0	13	0.0	--	--	--	--	--
	LOWELL	AHL	61	17	35	52	--	56	--	--	--	--	--	--	--	--	--	--
2004-05	LOWELL	AHL	76	29	31	60	--	71	--	--	--	--	--	11	4	7	11	8
2005-06	CAROLINA	NHL	27	1	0	1	1	4	0	0	0	16	6.3	--	--	--	--	--
	ST. LOUIS	NHL	2	0	0	0	0	0	0	0	0	1	0.0	--	--	--	--	--
	LOWELL	AHL	11	6	7	13	--	19	--	--	--	--	--	--	--	--	--	--
	PEORIA	AHL	28	10	18	28	--	16	--	--	--	--	--	4	2	4	6	6
2006-07	PHOENIX	NHL	75	14	9	23	9	46	2	1	0	142	9.9	--	--	--	--	--
2007-08	PHOENIX	NHL	33	2	1	3	-7	6	0	0	0	35	7.1	--	--	--	--	--
	SAN ANTONIO	AHL	27	10	15	25	--	14	--	--	--	--	--	7	0	5	5	10
2008-09	PITTSBURGH	NHL	22	2	4	6	-2	27	0	0	0	23	8.7	--	--	--	--	--
2009-10	TORONTO	AHL	7	0	13	13	--	0	--	--	--	--	--	--	--	--	--	--
	DJURGARDEN	SWE	27	4	7	11	--	12	--	--	--	--	--	5	0	0	0	8
2010-11	TORONTO	NHL	8	0	1	1	0	4	0	0	0	7	0.0	--	--	--	--	--
	TORONTO	AHL	6	14	33	47	--	66	--	--	--	--	--	--	--	--	--	--
	NHL TOTALS		197	21	19	40	-21	89	3	2	0	256	8.2	--	--	--	--	--
	LEAFS TOTALS		8	0	1	1	0	4	0	0	0	7	0.0	--	--	--	--	--

 **Scotiabank**®*
 now the
Official Bank
 of the

**TORONTO
 MAPLE
 LEAFS**

 **CANADA'S
 HOCKEY BANK**

 **Scotiabank**®*

You're richer than you think.®*


®* Registered trademarks of The Bank of Nova Scotia.
 ® "Toronto Maple Leafs", "Leafs" and associated word marks and logos are trademarks of Maple Leaf Sports & Entertainment Ltd. and are used under license.
 ® NHLPA, NHLPA, National Hockey League Players' Association and the NHLPA logo are trademarks of the NHLPA and are used under license.

PLAYERS IN THE SYSTEM




TYLER BIGGS – Right Wing. Shoots Right. 6'2", 205 lbs.
 BORN: Binghamton, New York, April 30, 1993.
 Toronto's first choice, 22nd overall, in 2011 Entry Draft.

SEASON	CLUB	LEAGUE	REGULAR SEASON					PLAYOFFS				
			GP	G	A	PTS	PIM	GP	G	A	PTS	PIM
2009-10	USNTDP	USHL	24	6	5	11	54	--	--	--	--	--
		U-17	20	10	4	14	31	--	--	--	--	--
		U-18	13	1	1	2	6	--	--	--	--	--
2010-11	USNTDP	USHL	20	7	4	11	41	--	--	--	--	--
		U-18	35	12	8	20	120	--	--	--	--	--




ANDREW CRESCENZI – Centre. Shoots Left. 6'5", 208 lbs.
 BORN: Thornhill, Ontario, July 29, 1992.
 Signed as a free agent by Toronto September 24, 2010.

SEASON	CLUB	LEAGUE	REGULAR SEASON					PLAYOFFS				
			GP	G	A	PTS	PIM	GP	G	A	PTS	PIM
2009-10	KITCHENER	OHL	68	8	4	12	42	20	1	2	3	11
2010-11	TORONTO	AHL	2	0	1	1	0	--	--	--	--	--
	KITCHENER	OHL	55	12	11	23	74	7	1	1	2	6



JAMIE DEVANE – Centre. Shoots Left. 6'5", 220 lbs.
 BORN: Mississauga, Ontario, February 20, 1991.
 Toronto's fourth choice, 68th overall, in 2009 Entry Draft.


SEASON	CLUB	LEAGUE	REGULAR SEASON					PLAYOFFS				
			GP	G	A	PTS	PIM	GP	G	A	PTS	PIM
2008-09	PLYMOUTH	OHL	64	5	12	17	92	11	0	0	0	17
2009-10	TORONTO	AHL	2	0	0	0	4	--	--	--	--	--
	PLYMOUTH	OHL	51	6	8	14	84	9	0	1	1	12
2010-11	PLYMOUTH	OHL	63	18	20	38	131	10	2	3	5	19



JOSH LEIVO – Left Wing. Shoots Right. 6'2", 180 lbs.
 BORN: Innisfil, Ontario, May 26, 1993.
 Toronto's third choice, 86th overall, in 2011 Entry Draft.


SEASON	CLUB	LEAGUE	REGULAR SEASON					PLAYOFFS				
			GP	G	A	PTS	PIM	GP	G	A	PTS	PIM
2010-11	SUDBURY	OHL	64	13	17	30	37	8	6	7	13	4

PLAYERS IN THE SYSTEM




ANDREW MacWILLIAM – Defence. Shoots Left. 6'2", 220 lbs.
 BORN: Calgary, Alberta, March 25, 1990.
 Toronto's eighth choice, 188th overall, in 2008 Entry Draft.

SEASON	CLUB	LEAGUE	REGULAR SEASON					PLAYOFFS				
			GP	G	A	PTS	PIM	GP	G	A	PTS	PIM
2007-08	CAMROSE	AJHL	54	0	13	13	130	18	0	5	5	49
2008-09	CAMROSE	AJHL	57	8	21	29	220	11	0	4	4	39
2009-10	U of NORTH DAKOTA	WCHA	43	0	3	3	87	--	--	--	--	--
2010-11	U of NORTH DAKOTA	WCHA	37	0	8	8	49	--	--	--	--	--



GREG McKEEG – Centre. Shoots Left. 6'0", 195 lbs.
 BORN: St. Thomas, Ontario, June 17, 1992.
 Toronto's second choice, 62nd overall, in 2010 Entry Draft.

SEASON	CLUB	LEAGUE	REGULAR SEASON					PLAYOFFS				
			GP	G	A	PTS	PIM	GP	G	A	PTS	PIM
2008-09	ERIE	OHL	64	8	10	18	22	5	2	1	3	4
2009-10	ERIE	OHL	67	37	48	85	32	4	2	1	3	0
2010-11	TORONTO	AHL	2	1	0	1	0	--	--	--	--	--
	ERIE	OHL	66	49	43	92	35	7	4	1	5	12



SONDRE OLDEN – Right Wing. Shoots Left. 6'4", 176 lbs.
 BORN: Oslo, Norway, August 29, 1992
 Toronto's third choice, 79th overall, in 2010 Entry Draft.


SEASON	CLUB	LEAGUE	REGULAR SEASON					PLAYOFFS				
			GP	G	A	PTS	PIM	GP	G	A	PTS	PIM
2007-08	MANGERLUND	NOR U-19	19	20	18	38	12	--	--	--	--	--
2008-09	MANGERLUND	NOR-2	24	9	17	26	4	5	2	2	4	2
	MANGERLUND	NOR U-19	19	32	35	67	18	--	--	--	--	--
2009-10	NORWAY	WJC-D1	5	0	0	0	0	--	--	--	--	--
	NORWAY	WJC U-18	6	2	1	3	2	--	--	--	--	--
	MODO	SWE JR.	32	7	20	27	22	--	--	--	--	--
	MODO	SWE U-18	16	10	3	13	12	5	1	0	1	6
	NORWAY	WJC-D1	5	3	1	4	0	--	--	--	--	--
2010-11	NORWAY	WJC U-18-D1	5	7	15	22	4	--	--	--	--	--
	MODO	SWE	3	0	0	0	0	--	--	--	--	--
	MODO	SWE JR.	33	7	15	22	18	6	2	4	6	2
NORWAY	NOR	6	0	0	0	0	--	--	--	--	--	

PLAYERS IN THE SYSTEM



MARK OWUYA – Goaltender. Catches Left. 6'2", 198 lbs.
BORN: Stockholm, Sweden, July 18, 1989.
Signed as a free agent by Toronto April 28, 2011.


SEASON	REGULAR SEASON		PLAYOFFS											
	CLUB	LEAGUE	GP	MINS	W	L	T	GA	SO	AVG	GP	MINS	W	L
2006-07	DJURGARDEN JR.	SWE JR.	12	722	--	--	22	3	1.83	--	--	--	--	--
	SWEDEN	WJC-U18	6	317	--	--	10	0	1.89	1	26	--	4	0
2007-08	DJURGARDEN	SWE	1	25	--	--	2	0	4.75	--	--	--	--	--
	DJURGARDEN JR.	SWE JR.	21	1218	--	--	58	1	2.86	3	--	--	--	2.01
	MALARH/BRE	SWE-3	7	430	--	--	17	0	2.37	--	--	--	--	--
2008-09	ALMTUNA	SWE-2	40	2415	--	--	91	4	2.26	6	361	--	12	1
	DJURGARDEN JR.	SWE JR.	--	--	--	--	--	--	--	5	342	--	12	1
	SWEDEN	WJC	1	--	--	--	--	--	1.00	--	--	--	--	--
2009-10	OREBRO	SWE-2	24	1341	--	--	85	0	3.80	--	--	--	--	--
	MORA	SWE-2	5	300	--	--	17	0	3.39	1	37	--	1	0
2010-11	DJURGARDEN	SWE	32	1848	--	--	67	2	2.18	7	433	--	12	2
	DJURGARDEN	ET	4	--	--	--	--	--	1.38	--	--	--	--	--
	BORAS	SWE-2	2	121	--	--	4	0	1.98	--	--	--	--	--



STUART PERCY – Defence. Shoots Left. 6'1", 186 lbs.
BORN: Oakville, Ontario, May 18, 1993.
Toronto's second choice, 25th overall in 2011 Entry Draft.

SEASON	CLUB	LEAGUE	REGULAR SEASON					PLAYOFFS				
			GP	G	A	PTS	PIM	GP	G	A	PTS	PIM
2009-10	MISSISSAUGA	OHL	52	3	15	18	40	16	0	1	1	12
2010-11	MISSISSAUGA	OHL	64	4	30	34	50	20	2	10	12	14
	MEMORIAL CUP		5	0	4	4	4	--	--	--	--	--

*MEMORIAL CUP ALL-STAR TEAM (2011)



BRAD ROSS – Left Wing. Shoots Left. 6'1", 183 lbs.
BORN: Lethbridge, Alberta, May 28, 1992.
Toronto's first choice, 43rd overall in 2010 Entry Draft.

SEASON	CLUB	LEAGUE	REGULAR SEASON					PLAYOFFS				
			GP	G	A	PTS	PIM	GP	G	A	PTS	PIM
2007-08	PORTLAND	WHL	3	0	0	0	0	--	--	--	--	--
2008-09	PORTLAND	WHL	61	9	17	26	119	--	--	--	--	--
2009-10	PORTLAND	WHL	71	27	41	68	203	13	2	7	9	36
2010-11	PORTLAND	WHL	67	31	38	69	171	16	4	2	6	33



KENNY RYAN – Right Wing. Shoots Right. 6'0", 210 lbs.
BORN: Franklin Village, Michigan, July 10, 1991.
Toronto's second choice, 50th overall, in 2009 Entry Draft.

SEASON	CLUB	LEAGUE	REGULAR SEASON					PLAYOFFS				
			GP	G	A	PTS	PIM	GP	G	A	PTS	PIM
2007-08	USNTDP	NAHL	36	10	8	18	53	--	--	--	--	--
	USNTDP	U-17	13	0	5	5	12	--	--	--	--	--
2008-09	USNTDP	NAHL	16	4	9	13	12	--	--	--	--	--
	USNTDP	U-18	46	23	13	36	38	--	--	--	--	--
2009-10	WINDSOR	OHL	52	14	21	35	33	19	3	2	5	14
	MEMORIAL CUP		4	2	2	4	0	--	--	--	--	--
2010-11	WINDSOR	OHL	63	21	37	58	42	18	4	8	12	25



OFFICIAL STORE OF THE
TORONTO MAPLE LEAFS



THE LARGEST SELECTION OF LEAFS
MERCHANDISE IN THE WORLD.

VISIT REAL SPORTS APPAREL TODAY TO ENSURE YOU'RE READY FOR GAME DAY.

MAPLE LEAF SQUARE | 15 YORK ST. | OUTSIDE AIR CANADA CENTRE
REALSPORTS.CA | 416.815.5746 | [f](#) [t](#)

SELECTION	OVERALL	TEAM
1986 (AT MONTREAL, JUNE 21)		
Vincent Damphousse	6	Laval
Darryl Shannon	36	Windsor
Sean Boland	48	Toronto
Kent Hulst	69	Windsor
Scott Taylor	90	Kitchener
Stephane Giguere	111	St. Jean Castors
Danny Hie	132	Ottawa
Steve Brennan	153	New Prep H.S.
Brian Bellefeuille	174	Canterbury H.S.
Sean Davidson	195	Toronto
Mark Holick	216	Saskatoon
Brian Hoard	237	Hamilton
1985 (AT TORONTO, JUNE 15)		
Wendel Clark	1	Saskatoon
Ken Spangler	22	Calgary
Dave Thomlinson	43	Brandon
Greg Vey	64	Peterborough
Jeff Serowik	85	Lawrence A.C.
Jiri Latal	106	Czechoslovakia
Tim Bean	127	North Bay
Andy Donahue	148	Belemont H.S.
Todd Whittemore	169	Kent H.S.
Bob Reynolds	190	St. Clair
Tim Armstrong	211	Toronto
Mitch Murphy	232	St. Paul H.S.
1984 (AT MONTREAL, JUNE 9)		
Al Iafraite	4	Belleville
Todd Gill	25	Windsor
Jeff Reese	67	London
Jack Capuano	88	Kent H.S.
Fabian Joseph	109	Victoria
Joe MacInnins	130	Watertown H.S.
Derek Laxdal	151	Brandon
Dan Turner	172	Medicine Hat
David Buckley	192	T-Pauling H.S.
Mikael Wurst	213	Ohio St.
Peter Slanina	233	Czechoslovakia
1983 (AT MONTREAL, JUNE 8)		
Russ Courtnall	7	Victoria
Jeff Jackson	28	Brantford
Allan Bester	49	Brantford
Dan Hodgson	85	Prince Albert
Cam Plante	133	Brandon
Paul Bifano	154	Burnaby
Cliff Albrecht	175	Princeton University
Greg Rolston	191	Power H.S.
Brian Ross	196	Kitchener
Mike Tomlak	217	Cornwall
Ron Choules	238	Troi-Rivieres
1982 (AT MONTREAL, JUNE 9)		
Gary Nylund	3	Portland
Gary Leeman	24	Regina
Peter Ihnacak	25	Czechoslovakia
Ken Wregget	45	Lethbridge
Vladimir Ruzicka	73	Czechoslovakia
Eduard Uvira	87	Czechoslovakia
Sylvain Charland	99	Shawinigan
Ron Dreger	108	Saskatoon

SELECTION	OVERALL	TEAM
1982 (AT MONTREAL, JUNE 9) continued		
Craig Kales	115	Niagara Falls
Dom Campedelli	129	Cohasset
Jeff Triano	139	Toronto
Miroslav Ihnacak	171	Czechoslovakia
Leigh Verstraete	192	Calgary
Tim Loven	213	North Dakota
Jim Appelby	234	Winnipeg
1981 (AT MONTREAL, JUNE 10)		
Jim Benning	6	Portland
Gary Yaremchuk	24	Portland
Ernie Godden	48	Windsor
N. Lefrancois	90	Trois-Rivieres
Barry Bridley	102	Calgary
Andrew Wright	132	Peterborough
Richard Turmel	153	Shawinigan
Greg Barber	174	Victoria
Marc Magnan	195	Lethbridge
1980 (AT MONTREAL, JUNE 11)		
Craig Muni	25	Kingston
Bob McGill	26	Victoria
Fred Boimstruck	43	Cornwall
Stewart Gavin	74	Toronto
Hugh Larkin	95	Sault Ste. Marie
Ron Dennis	116	Princeton
Russ Adam	137	Kitchener
Fred Perlini	158	Toronto
D. McCutcheon	179	Toronto
Paul Higgins	200	Toronto H.S.
*1979 (AT MONTREAL, AUGUST 9)		
Laurie Boschman	9	Brandon
Norman Aubin	51	Verdun
Vincent Tremblay	72	Quebec
Frank Nigro	93	London
Bill McCreary	114	Colgate University
1978 (AT MONTREAL, JUNE 15)		
Joel Quenneville	21	Windsor
Mark Kirton	48	Peterborough
Bob Parent	65	Kitchener
Jordy Douglas	81	Flin Flon
Mel Hewitt	92	Calgary
Norman Lefebvre	98	Trois-Rivieres
John Scammell	115	Lethbridge
Burnaby	132	Kitchener
John Reinhart	149	New Hampshire
Miike Waghome	149	New Hampshire
Laurie Cuvellier	166	St. Francis Xavier
1977 (AT MONTREAL, JUNE 14)		
John Anderson	11	Toronto
Trevor Johansen	12	Toronto
Bob Gladney	24	Oshawa
Rocky Saganiuk	29	Medicine Hat
Dan Eastman	65	London
John Wilson	83	Windsor
Roy Sommer	101	Calgary
Lynn Jorgenson	119	Toronto
Kevin Howe	134	Sault Ste. Marie
Ray Robertson	149	St. Lawrence

SELECTION	OVERALL	TEAM
1976 (AT MONTREAL, JUNE 1)		
Randy Carlyle	30	Sudbury
Alain Belanger	48	Sherbrooke
Gary McFadyen	52	Hull
Tim Williams	66	Victoria
Greg Hotham	84	Kingston
Dan Djakalovic	102	Kingston
Chuck Skjoldt	116	Windsor
1975 (AT MONTREAL, JUNE 3)		
Don Ashby	6	Calgary
Doug Jarvis	24	Peterborough
Bruce Boudreau	42	Toronto
Ted Long	78	Hamilton
Kevin Campbell	96	St. Lawrence Univ.
Mario Rouillard	114	Three Rivers
Ron Wilson	132	Providence College
Paul Evans	149	Peterborough
Jean Latendresse	165	Shawinigan Falls
Paul Crowley	166	Sudbury
Dan D'Alvise	179	Royal York
Jack Laine	180	Bowling Green
Ken Holland	188	Medicine Hat
Bob Barnes	189	Hamilton
Gary Burns	191	Univ. of New Hampshire
Jim Montgomery	193	Hull
Rick Martin	199	London
1974 (AT MONTREAL, MAY 28)		
Jack Valiquette	13	Sault Ste. Marie
Dave Williams	31	Swift Current
P. Alexandersson	49	Leksand, Sweden
Peter Driscoll	67	Kingston
Mike Palmateer	85	Toronto
Bill Hassard	103	Wexford
Kevin Devine	121	Toronto
Kevin Kemp	139	Ottawa
Dave Syvret	155	St. Catharines
Andy Stoesz	170	Selkirk
Martin Feschuk	185	Saskatoon
1973 (AT MONTREAL, MAY 15)		
Lanny McDonald	4	Medicine Hat
Bob Neely	10	Peterborough
Ian Turnbull	15	Ottawa
Francois Rochon	52	Sherbrooke
Gord Titcomb	68	St. Catharines
Doug Marit	84	Regina
Dan Follett	100	Downsview
Les Burgess	116	Kitchener
Dave Pay	132	Univ. of Wisconsin
Lee Palmer	144	Clarkson College
Bob Peace	147	Cornell University
Norm McLeod	159	M and W Rangers
1972 (AT MONTREAL, JUNE 8)		
George Ferguson	11	Toronto
Randy Osburn	27	London
Denis Deslauriers	43	Shawinigan
Brian Bowles	59	Cornwall
Michel Plante	75	Drummondville
Dave Shardlow	91	Flin Flon

SELECTION	OVERALL	TEAM
1972 (AT MONTREAL, JUNE 8) continued		
Monte Miron	107	Clarkson University
Peter Williams	123	University of P.E.I.
Pat Boutette	139	Univ. of Minnesota
Gary Schofield	143	Clarkson University
1971 (AT MONTREAL, JUNE 10)		
Rick Kehoe	22	Hamilton
Dave Fortier	23	St. Catharines
Gavin Kirk	37	Toronto
Rick Cunningham	51	Peterborough
Bob Sykes	65	Sudbury
Mike Ruest	79	Cornwall
Dale Smedsmo	93	Bernidjii State
Steve Johnson	98	Verdun
Bob Burns	107	Canadian Armed Forces
1970 (AT MONTREAL, JUNE 11)		
Darryl Sittler	8	London
Errol Thompson	22	Charlottetown
Gerry O'Flaherty	36	Kitchener
Bob Gryp	50	Boston University
Luc Simard	64	Trois-Rivieres
Calvin Booth	78	Weyburn
Paul Larose	91	Quebec Jr.
Ron Low	103	Dauphin
1969 (AT MONTREAL, JUNE 12)		
Ernie Moser	9	Estevan
Doug Brindley	20	Niagara Falls
Larry McIntyre	31	Moose Jaw
Frank Hughes	43	Edmonton
Brian Spencer	55	Swift Current
Bob Neufeld	67	Dauphin
1968 (AT MONTREAL, JUNE 13)		
Brad Selwood	10	Niagara Falls
1967 (AT MONTREAL, JUNE 7)		
Bob Kelly	16	Fort Arthur
1966 (AT MONTREAL, APRIL 25)		
John Wright	4	West Clair
Cam Crosby	10	Toronto
Rick Ley	16	Niagara Falls
Dale MacLeish	22	Peterborough
1965 (AT MONTREAL, APRIL 27)		
No Selections		
1964 (AT MONTREAL, JUNE 11)		
Tom Martin	5	Toronto
Dave Cotey	11	Aurora
Mike Pelyk	17	Toronto
Jim Dorey	23	Stamford
1963 (AT MONTREAL, JUNE 5)		
Walt McKechnie	6	London
Neil Clairmont	12	Parry Sound
Jim McKenny	17	Neil McNeil
Gerry Meehan	21	Neil McNeil



July 1	Signed Colby Armstrong to a three-year contract.
July 2	Re-signed Nikolai Kulemin to a two-year contract.
July 3	Signed John Mitchell to a one-year contract.
July 7	Signed Brett Lebda to a two-year contract.
July 14	Signed Marcel Mueller to a two-year entry level contract.
July 15	Signed Mike Zigomanis , Joey Crabb and Danny Richmond to one-year contracts.
Aug. 11	Signed Jerry D'Amigo to a three-year entry level contract.
Aug. 27	Acquired Matt Lashoff from Tampa Bay in exchange for Alex Berry and Stefano Giliati. Signed Clarke MacArthur to a one-year contract.
Aug. 31	Re-signed Christian Hanson to a one-year contract.
Sept. 23	The following players were assigned to the Toronto Marlies (AHL): Richard Greenop , Justin Hodgman , Dale Mitchell , Mikhail Stefanovich , Josh Engel , Drew Paris and Andrew Engelage . The following players were returned to their junior clubs: Jamie Devane (Plymouth – OHL), Josh Nicholls (Saskatoon – WHL), Ken Ryan (Windsor – OHL) and Barron Smith (Peterborough – OHL). Mike Liambas was released from his Amateur Tryout Contract (ATO).
Sept. 24	Signed Andrew Crescenzi to a three-year entry level contract.
Sept. 26	The following players were assigned to the Toronto Marlies (AHL): Jussi Rynnäs , Ben Scrivens , Keith Aulie , Mike Brennan (PTO), Simon Gysbers , Korbinian Holzer , Juraj Mikus , Jerry D'Amigo , Brayden Irwin , Marcel Mueller , Greg Scott and Robert Slaney . The following players were returned to their junior clubs: Jesse Blacker (Owen Sound – OHL), Sam Carrick (Brampton – OHL), Andrew Crescenzi (Kitchener – OHL) and Brad Ross (Portland – WHL). Wayne Primeau was released from his Pro Tryout Agreement (PTO).
Oct. 4	Assigned four players to the Toronto Marlies (AHL): Luca Caputi , Christian Hanson , Nazem Kadri and Jussi Rynnäs .
Oct. 5	Assigned Jay Rosehill and Danny Richmond to the Toronto Marlies (AHL).
Oct. 7	Assigned Matt Lashoff to the Toronto Marlies (AHL).
Oct. 13	Assigned Jeff Finger to the Toronto Marlies (AHL).
Oct. 27	Recalled Luca Caputi from the Toronto Marlies (AHL).
Oct. 30	Recalled Christian Hanson from the Toronto Marlies (AHL).
Nov. 1	Assigned Mike Zigomanis to the Toronto Marlies (AHL).
Nov. 3	Recalled Korbinian Holzer from the Toronto Marlies (AHL).
Nov. 12	Assigned Christian Hanson and Korbinian Holzer to the Toronto Marlies (AHL) and recalled Nazem Kadri and Keith Aulie from the Marlies.
Nov. 17	Recalled James Reimer from the Toronto Marlies (AHL).
Nov. 23	Assigned Luca Caputi to the Toronto Marlies (AHL).
Nov. 24	Recalled Luca Caputi from the Toronto Marlies (AHL).
Nov. 29	Assigned Luca Caputi to the Toronto Marlies (AHL).
Nov. 30	Recalled Joey Crabb from the Toronto Marlies (AHL).
Dec. 1	Assigned James Reimer to the Toronto Marlies (AHL).
Dec. 3	Assigned Joey Crabb to the Toronto Marlies (AHL) and recalled Jay Rosehill from the Marlies.
Dec. 5	Recalled James Reimer from the Toronto Marlies (AHL).
Dec. 8	Assigned James Reimer to the Toronto Marlies (AHL).
Dec. 17	Assigned Keith Aulie to the Toronto Marlies (AHL) and recalled James Reimer from the Marlies.
Dec. 19	Assigned Jay Rosehill to the Toronto Marlies (AHL).
Dec. 28	Recalled Joey Crabb from the Toronto Marlies (AHL).
Dec. 29	Assigned Nazem Kadri to the Toronto Marlies (AHL).
Dec. 30	Recalled Darryl Boyce from the Toronto Marlies (AHL).
Jan. 14	Assigned James Reimer to the Toronto Marlies (AHL).
Jan. 15	Recalled Marcel Mueller from the Toronto Marlies (AHL).
Jan. 21	Assigned Marcel Mueller to the Toronto Marlies (AHL).
Jan. 22	Recalled Jay Rosehill from the Toronto Marlies (AHL).
Jan. 23	Recalled James Reimer from the Toronto Marlies (AHL).
Feb. 2	Re-signed Mike Brown to a three-year contract extension.
Feb. 3	Loaned Jerry D'Amigo to the Kitchener Rangers (OHL).
Feb. 4	Assigned Jonas Gustavsson to the Toronto Marlies (AHL) for conditioning purposes.
Feb. 9	Acquired Joffrey Lupul , Jake Gardiner and a conditional fourth round pick in 2013 from Anaheim in exchange for Francois Beauchemin.
Feb. 10	Recalled Keith Aulie from the Toronto Marlies (AHL) and assigned John Mitchell to the Marlies.
Feb. 12	Recalled Jonas Gustavsson from the Toronto Marlies (AHL).
Feb. 14	Acquired first and third round picks in the 2011 Entry Draft from Philadelphia in exchange for Kris Versteeg. Recalled Christian Hanson from the Toronto Marlies (AHL).

Feb. 15	Acquired Aaron Voros from Anaheim in exchange for a conditional seventh round pick in the 2011 Entry Draft.
Feb. 18	Acquired Joe Colborne , a first round pick in the 2011 Entry Draft and a conditional second round pick in the 2012 Entry Draft from Boston in exchange for Tomas Kaberle.
Feb. 19	Recalled Ben Scrivens from the Toronto Marlies (AHL).
Feb. 22	Assigned Christian Hanson to the Toronto Marlies (AHL).
Feb. 23	Assigned Jonas Gustavsson to the Toronto Marlies (AHL) for conditioning purposes.
Feb. 28	Acquired a seventh round pick in the 2012 Entry Draft from NY Rangers in exchange for John Mitchell. Recalled Jonas Gustavsson from the Toronto Marlies (AHL) and assigned Ben Scrivens and Christian Hanson to the Marlies (AHL).
Mar. 15	Recalled Nazem Kadri and Matt Lashoff from the Toronto Marlies (AHL). Signed Jake Gardiner to a three-year entry level contract.
Mar. 21	Signed Tyler Brenner to a two-year entry level contract.
Apr. 6	Signed Greg McKegg to a three-year entry level contract.
Apr. 8	Recalled Joe Colborne from the Toronto Marlies (AHL). Signed Matt Frattin to a two-year entry level contract.
Apr. 10	Assigned Joe Colborne to the Toronto Marlies (AHL).
Apr. 28	Signed Mark Owuya to a two-year entry level contract.
May 26	Signed Kenny Ryan to a three-year entry level contract.
Jun. 9	Re-signed James Reimer to a three-year contract.
Jun. 14	Re-signed Carl Gunnarsson to a two-year contract.
Jun. 24	Acquired John-Michael Liles from Colorado in exchange for Boston's second round pick in the 2012 Entry Draft. Named Rick Dudley Director, Player Personnel
Jul. 1	Re-signed Ben Scrivens to a one-year contract.
Jul. 2	Signed Tim Connolly to a two-year contract.
Jul. 3	Acquired Cody Franson and Matthew Lombardi from Nashville in exchange for Brett Lebda and Robert Slaney. The trade also includes a conditional fourth-round pick in 2013 Entry Draft.
Jul. 5	Re-signed Clarke MacArthur to a two-year contract.
Jul. 6	Re-signed Tyler Bozak to a two-year contract.
Jul. 7	Signed Philippe Dupuis to a one-year contract. Re-signed Matt Lashoff to a one-year contract.
Jul. 12	Re-signed Mike Zigomanis to a one-year contract.
Jul. 14	Re-signed Darryl Boyce to a one-year contract.
Jul. 19	Re-signed Joey Crabb to a one-year contract.
Jul. 29	Signed David Broll to a three-year entry level contract.

INDIVIDUAL RECORDS

THE MOST

Most points, game:
Most points, period:
Most goals, game:
Most goals, period:
Most assists, game:
Most assists period:
Most shots, game:
Most powerplay goals, game:
Most powerplay goals, period:
Most PIM, game:
Most PIM, period:

HOME

3(3x), MacArthur, 03/29 vs. BUF
3, MacArthur, 11/16 vs. NSH (2nd)
2(7x), Lupul, 02/26 vs. PIT
2(3x), Grabovski, 01/20 vs. ANA (3rd)
3, MacArthur, 11/16 vs. NSH
3, MacArthur, 11/16 vs. NSH (2nd)
9, Kessel, 02/19 vs. OTT
2, Versteeg, 11/16 vs. NSH
2, Versteeg, 11/16 vs. NSH (2nd)
15(2x), Komisarek, 03/10 vs. PHI
15, Komisarek, 03/10 vs. PHI (1st)

ROAD

4(3x), Kessel, 02/24 at MTL
4, Kulemin, 01/07 at ATL (2nd)
2(16x), Lupul, 03/31 at BOS
2(7x), Kessel, 02/24 at MTL (1st)
4, Kaberle, 01/07 at ATL
3, Kaberle, 01/07 at ATL (2nd)
7(7x), Grabovski, 03/03 at PHI
2(4x), Phaneuf, 03/16 at CAR
2(2x), Kessel, 02/24 at MTL (1st)
24, Orr, 01/01 at OTT
17, Orr, 01/01 at OTT (3rd)

Most multiple point games (overall): Grabovski-10, Kessel-8, MacArthur-6, Versteeg-5, Kaberle-4, Kulemin-4, Kadri-3, Beauchemin-2, Sjostrom-1, Armstrong-1, Bozak-1, Phaneuf-1, Lupul-1, Gunnarsson-1, Schenn-1, Crabb-1

Most multiple goal games (overall): Kessel-3, Kulemin-2, Versteeg-1, Grabovski-1, Lupul-1

Most multiple assist games (overall): Kaberle-4, Kessel-3, MacArthur-3, Beauchemin-2, Kadri-2, Grabovski-1, Sjostrom-1, Gunnarsson-1, Crabb-1

THE FASTEST

Fastest goal, start of game:
Fastest goal against, start of game:
Fastest goal, start of period:
Fastest goal against, start of period:

Fastest two goals:

HOME

0:15, 1st, Armstrong, 01/06 vs. STL
1:10, 1st, Hossa, 03/05 vs. CHI
0:15, 1st, Armstrong, 01/06 vs. STL
0:56, 2nd, Kesler, 11/13 vs. VAN

0:59, 2nd, Versteeg, 11/16 vs. NSH

ROAD

1:29, 1st, Armstrong, 02/08 at NYI
2:05, 1st, Doan, 01/13 at PHX
1:32, 1st, Kessel, 01/07 at ATL
0:23, 3rd, Zuccarello, 01/19 at NYR
0:23, 3rd, Ladd, 02/27 at ATL
0:35, 2nd, MacArthur, 01/07 at ATL

THE LONGEST (INDIVIDUAL)

Longest goal streak (home): 6 games, Grabovski (12/20 - 01/20)
Longest goal streak (road): 5 games, Grabovski (12/06 - 12/18)
Longest goal streak (overall): 4 games, MacArthur (10/07 - 10/15), Grabovski (11/10 - 11/18), Grabovski (12/14 - 12/20), Kulemin (02/05 - 02/10)

Longest assist streak (home): 6 games, MacArthur (11/02 - 11/22)
Longest assist streak (road): 4 games, MacArthur (12/14 - 12/26), Versteeg (12/26 - 10/10), Armstrong (01/01 - 01/11)
Longest assist streak (overall): 5 games, MacArthur (12/14 - 12/26)

Longest point streak (home): 6 games, MacArthur (11/02 - 11/22), Grabovski (11/02 - 11/22), Grabovski (12/20 - 01/20)
Longest point streak (road): 8 games, MacArthur (12/14 - 01/11)
Longest point streak (overall): 10 games, Kessel (03/19 - present)

Longest winning streak, goaltender (home): 2 games, Giguere (10/07 - 10/09), Gustavsson (11/18 - 11/22), Giguere (11/16 - 12/04), Giguere (02/01 - present), Reimer (03/19 - 03/29)
Longest winning streak, goaltender (road): 5 games, Reimer (02/08 - 03/03)
Longest winning streak, goaltender (overall): 4 games, Reimer (03/16 - 03/24)

Longest winless streak, goaltender (home): 5 games, Gustavsson (11/30 - 12/30)
Longest winless streak, goaltender (road): 6 games, Gustavsson (10/28 - 11/27)
Longest winless streak, goaltender (overall): 5 games, Giguere (10/30 - 11/13)

Longest losing streak, goaltender (home): 4 games, Gustavsson (12/02 - 12/30)
Longest losing streak, goaltender (road): 4 games, Gustavsson (11/10 - 11/27)
Longest losing streak, goaltender (overall): 3 games, Gustavsson (12/08 - 12/20)

TEAM RECORDS

THE MOST

Most goals, game**:
Most goals, period:
Most goals against, game**:
Most goals against, period:

HOME

5(7x), 03/19 vs. BOS
4, 11/16 vs. NSH (2nd)
6(2x), 03/14 vs. TBL
3(6x), 03/14 vs. TBL (2nd)

ROAD

9, 01/07 at ATL
6, 01/07 at ATL (2nd)
7, 01/19 at NYR
4(3x), 01/24 at CAR (3rd)

Most shots, game:
Most shots, period*:
Most shots, overtime:
Most shots against, game:
Most shots against, period*:
Most shots against, overtime:

47, 02/19 vs. OTT
18(4x), 01/15 vs. CGY (3rd)
4, 02/19 vs. OTT
44, 01/06 vs. STL
20, 03/12 vs. BUF (2nd)
6, 01/06 vs. STL

38, 10/15 at NYR
17, 03/03 at PHI (2nd)
6, 03/31 at BOS
44, 01/27 at ATL
21, 01/11 at SJS (2nd)
4, 03/31 at BOS

Fewest shots, game:
Fewest shots, period*:
Fewest shots, overtime:
Fewest shots against, game:
Fewest shots against, period*:
Fewest shots against, overtime:
Most power play goals, game:
Most power play goals, period*:
Most power play goals against, game:
Most power play goals against, period*:

20, 03/02 vs. PIT
3(3x), 12/30 vs. CBJ (2nd)
0(2x), 11/30 vs. TBL
18, 10/09 vs. OTT
4(4x), 12/11 vs. MTL (1st)
0(2x), 02/19 vs. OTT
4, 11/16 vs. NSH
4, 11/16 vs. NSH (2nd)
2(5x), 04/09 vs. MTL
2(2x), 02/07 vs. ATL (1st)

14(2x), 10/21 at PHI
2, 10/13 at PIT (3rd)
1(2x), 03/08 at NYI
21, 01/13 at PHX
2, 12/08 at PIT (3rd)
1(2x), 02/27 at ATL
5, 01/07 at ATL
3, 01/07 at ATL (2nd)
2(11x), 03/26 at DET
2(3x), 03/17 at FLA (2nd)

Most PIM, game, Leafs:
Most PIM, game, opponent:
Largest margin of victory:
Largest margin of defeat:

34, 02/22 vs. NYI
25, 10/09 vs. OTT
4, 10/09 vs. OTT
5, 12/02 vs. EDM

43, 01/19 at NYR
48, 12/08 at PIT
6, 01/07 at ATL
7, 01/19 at NYR

*Does not include overtime
**Does not include shootout

STREAKS:

Longest winning streak: 4 games (10/07 - 10/15), (01/06 - 01/11)
Longest home winning streak: 3 games (11/16 - 11/22), (02/01 - 02/07)
Longest road winning streak: 5 games (12/26 - 01/11)
Longest winless streak: 8 games (10/28 - 11/13)
Longest home winless streak: 4 games (10/30 - 11/13), (12/20 - 01/03)
Longest road winless streak: 8 games (10/23 - 11/27)
Longest losing streak: 3 games (10/28 - 11/02), (11/09 - 11/13), (12/16 - 12/20), (01/22 - 01/25)
Longest home losing streak: 4 games (12/20 - 01/03)
Longest road losing streak: 5 games (11/09 - 11/27), (01/13 - 02/05)

Fastest two goals: 0:12, 03/16 at CAR - Phaneuf (10:51, 2nd per.), Bozak (11:03, 2nd per.)
Fastest three goals: 1:49, 01/07 at ATL - Kulemin (18:00, 2nd per.), MacArthur (19:14, 2nd per.), MacArthur (19:49, 2nd per.)
Fastest four goals: 3:32, 01/07 at ATL - Kulemin (18:00, 2nd per.), MacArthur (19:14, 2nd per.), MacArthur (19:49, 2nd per.), Kessel (1:32, 3rd per.)
Fastest five goals: 6:17, 01/07 at ATL - Grabovski (15:15), Kulemin (18:00, 2nd per.), MacArthur (19:14, 2nd per.), MacArthur (19:49, 2nd per.), Kessel (1:32, 3rd per.)

REGULAR SEASON SCORING

POS	NO	PLAYER	GP	AVG TOI	G	A	PTS	+/-	PIM	PP	SH	GW	S	PCTG
C	81	PHIL KESSEL	82	19:38	32	32	64	20-	24	12	1	6	325	9.8
L	16	CLARKE MACARTHUR	82	17:06	21	41	62	3-	37	6	0	3	154	13.6
C	84	MIKHAIL GRABOVSKI	81	19:21	29	29	58	14	60	10	0	4	239	12.1
L	41	NIKOLAI KULEMIN	82	17:19	30	27	57	7	26	5	1	5	173	17.3
C	42	TYLER BOZAK	82	19:16	15	17	32	29-	14	6	1	4	120	12.5
R	19	JOFFREY LUPUL	54	15:37	14	17	31	11-	33	4	0	2	129	10.9
D	3	DION PHANEUF	66	25:18	8	22	30	2-	88	3	0	1	190	4.2
R	9	COLBY ARMSTRONG	50	16:07	8	15	23	1-	38	0	0	0	69	11.6
D	2	LUKE SCHENN	82	22:22	5	17	22	7-	34	0	0	0	128	3.9
C	37	TIM BRENT	79	11:39	8	12	20	4-	33	0	1	1	60	13.3
D	36	CARL GUNNARSSON	68	18:14	4	16	20	2-	14	1	0	1	69	5.8
R	46	JOEY CRABB	48	12:58	3	12	15	1-	24	0	1	2	51	5.9
C	47	DARRYL BOYCE	46	11:22	5	8	13	8	33	0	0	1	27	18.5
C	43	*NAZEM KADRI	29	15:46	3	9	12	3-	8	0	0	0	51	5.9
D	8	MIKE KOMISAREK	75	13:37	1	9	10	8-	86	0	0	0	48	2.1
R	18	MIKE BROWN	50	10:05	3	5	8	1	69	1	0	0	59	5.1
L	11	FREDRIK SJOSTROM	66	11:12	2	3	5	5-	14	0	0	0	62	3.2
D	23	BRETT LEBDA	41	13:20	1	3	4	14-	14	0	0	0	34	2.9
C	39	JOHN MITCHELL	23	12:30	2	1	3	7-	12	1	0	1	28	7.1
L	38	*JAY ROSEHILL	26	5:12	1	2	3	6-	71	0	0	0	12	8.3
D	59	*KEITH AULIE	40	19:07	2	0	2	1-	32	0	0	0	32	6.3
R	28	COLTON ORR	46	5:04	2	0	2	1-	128	0	0	1	14	14.3
C	32	*JOE COLBORNE	1	18:41	0	1	1	1	0	0	0	0	1	.0
C	26	MICHAEL ZIGOMANIS	8	6:58	0	1	1	0	4	0	0	0	7	.0
D	29	MATT LASHOFF	11	13:49	0	1	1	1	6	0	0	0	8	.0
G	34	*JAMES REIMER	37	56:13	0	1	1	0	2	0	0	0	0	.0
R	39	*MATT FRATTIN	1	15:34	0	0	0	1-	0	0	0	0	5	.0
D	55	*KORBINIAN HOLZER	2	13:01	0	0	0	1-	2	0	0	0	1	.0
C	45	*MARCEL MUELLER	3	10:07	0	0	0	0	2	0	0	0	5	.0
C	20	CHRISTIAN HANSON	6	8:26	0	0	0	0	4	0	0	0	2	.0
L	33	*LUCA CAPUTI	7	11:04	0	0	0	2-	4	0	0	0	8	.0
G	50	JONAS GUSTAVSSON	23	54:00	0	0	0	0	0	0	0	0	0	.0
G	35	J.S. GIGUERE	33	49:29	0	0	0	0	4	0	0	0	0	.0

NO	GOALTENDER	GPI	MINS	AVG	W	L	OT	EN	SO	GA	SA	SV %	G	A	PIM
34	*JAMES REIMER	37	2080	2.60	20	10	5	3	3	90	1134	.921	0	1	2
35	J.S. GIGUERE	33	1633	2.87	11	11	4	5	0	78	777	.900	0	0	4
50	JONAS GUSTAVSSON	23	1242	3.29	6	13	2	1	0	68	620	.890	0	0	0

GOALTENDING TOTALS 82 4995 2.94 37 34 11 9 3 245 2540 .904

*denotes rookie

SHOOTOUT STATISTICS

RECORD: 5 WINS - 6 LOSSES

WINS

Date	Opponent	Goaltenders	Game Deciding Goal	Rounds
December 4	vs. Boston	Giguere/Thomas	Kessel	3
December 6	at Washington	Gustavsson/Neuvirth	Grabovski	3
January 6	vs. St. Louis	Gustavsson/Conklin	Bozak	4
February 1	vs. Florida	Giguere/Clemmensen	Armstrong	3
March 31	at Boston	Reimer/Thomas	Kadri	3

LOSSES

Date	Opponent	Goaltenders	Game Deciding Goal	Rounds
November 3	at Washington	Gustavsson/Neuvirth	Ovechkin	3
November 6	vs. Buffalo	Giguere/Enroth	Ennis	5
January 15	vs. Calgary	Giguere/Kiprusoff	Jokinen	4
February 19	vs. Ottawa	Reimer/Anderson	Spezza	3
February 26	vs. Pittsburgh	Reimer/Fleury	Kovalev	3
April 5	vs. Washington	Reimer/Neuvirth	Knuble	4

GOALTENDER STATISTICS

Goaltender	Shots Faced	Saves	Percentage	Wins	Losses
J.S. Giguere	15	8	.533	2	2
Jonas Gustavsson	10	6	.600	2	1
James Reimer	11	8	.727	1	3

TORONTO TOTALS 36 22 .611 5 6

SHOOTER STATISTICS

Player	Attempts	Goals	Percentage	GDG
Colby Armstrong	2	2	1.000	1
Tyler Bozak	4	3	.750	1
Mikhail Grabovski	6	2	.333	1
Tomas Kaberle*	1	0	.000	0
Nazem Kadri	4	2	.500	1
Phil Kessel	8	1	.125	1
Nikolai Kulemin	4	0	.000	0
Joffrey Lupul*	2	0	.000	0
Clarke MacArthur	1	0	.000	0
John Mitchell*	1	1	1.000	0
Kris Versteeg*	3	1	.333	0

TORONTO TOTALS 36 12 .333 5

*Player statistics only include results recorded with Maple Leafs

SHUTOUTS

Shut out opponent, home: Feb. 19, 2011 vs. Ottawa, 0-1 (shootout loss) by James Reimer
 Shut out opponent, road: Mar. 22, 2001 at Minnesota, 3-0 by James Reimer
 Shut out opponent, lost in shootout (home): Feb. 19, 2011 vs. Ottawa 0-1 (shootout loss) by James Reimer
 Shut out opponent, lost in shootout (road): Oct. 17, 2008 at NY Rangers, 0-1 (shootout loss) by Vesa Toskala
 Shut out by opponent, home: Feb. 19, 2011 vs. Ottawa 0-1 (shootout) by Craig Anderson
 Shut out by opponent, road: Feb. 12, 2011 at Montreal, 0-3 by Carey Price
 Shut out by opponent, won in shootout: Never
 Played in a 0-0 game, home: Dec. 21, 1987 vs. Minnesota (Min.:Takko,Tor.:Bester)
 Played in a 0-0 game, road: Nov. 4, 2000 at St. Louis (Tor-Joseph, Sti-Turek)
 Shut out opponent, consecutive games: Apr. 2, 2004 vs. Buffalo; Apr. 3, 2004 vs. Ottawa: both by Belfour
 One goaltender, shut out opponent, consecutive games: Feb. 2, 2010 vs. New Jersey, Feb. 6, 2010 vs. Ottawa: J.S. Giguere
 Shut out same opponent, consecutive games: Nov. 23 & 29, 2002 vs. Philadelphia: both by Belfour
 Shut out by opponent, consecutive games: Oct. 28 & Oct. 30, 2010 at Boston: Thomas, vs. NY Rangers: Lundqvist

GOALS

Scored 10 or more goals, home: Jan. 8, 1986 vs. Edmonton (W 11-9)
 Scored 10 or more goals, road: Jan. 4, 2007 at Boston (W 10 2)
 Allowed 10 or more goals, home: Mar. 18, 1989 vs. Winnipeg (L 10-2)
 Allowed 10 or more goals, road: Dec. 26, 1991 at Pittsburgh (L 12-1)
 Scored nine goals, home: Dec. 16, 2006 vs. NY Rangers (W 9-2)
 Scored nine goals, road: Jan. 7, 2011 at Atlanta (W 9-3)
 Allowed nine goals, home: Jan. 14, 1991 vs. Buffalo (L 9 3)
 Allowed nine goals, road: see date for ten or more goals allowed on road
 Scored eight goals, home: Mar. 14, 2009 vs. Calgary (W 8-6)
 Scored eight goals, road: see date for nine goals scored on road
 Allowed eight goals, home: Dec. 23, 2008 vs. Dallas (L 2-8)
 Allowed eight goals, road: Apr. 3, 2009 at Philadelphia (L 5-8)
 Scored nine unanswered goals: Jan. 7, 2011 at Atlanta (W 9-3)
 Scored eight unanswered goals: See nine unanswered goals
 Scored seven unanswered goals: See nine unanswered goals
 Allowed eight unanswered goals: Feb. 5, 2008 vs. Florida (L 0-8)
 Allowed seven unanswered goals: Jan. 19, 2011 at NY Rangers (L 0-7)

SHOTS

Recorded 20 or more shots, period: Jan. 9, 2010 vs. Pittsburgh (22 in 3rd)
 Recorded 50 or more shots, game, home: Nov. 23, 2009 vs. NY Islanders (61)
 Recorded 50 or more shots, game, road: Jan. 8, 2010 at Buffalo (50)
 Allowed 20 or more shots, period: Mar. 12, 2011 vs. Buffalo (20 in 2nd)
 Allowed 50 or more shots, game, home: March 3, 2009 vs. New Jersey (52)
 Allowed 50 or more shots, game, road: Oct. 9, 1999 at Ottawa (50)

PENALTY SHOTS

SKATERS

Scored on a penalty shot, home: Dec. 26, 2006 vs. Minnesota (John Pohl against Manny Fernandez)
 Scored on a penalty shot, road: Mar. 19, 2006 at Pittsburgh (Chad Kilger against Marc-Andre Fleury)
 Stopped on a penalty shot, home: Mar. 5, 2011 vs. Chicago (Mikhail Grabovski stopped by Corey Crawford)
 Stopped on a penalty shot, road: Mar. 31, 2011 at Boston (Mikhail Grabovski stopped by Tim Thomas)

GOALTENDERS

Stopped a penalty shot, home: Apr. 4, 2009 vs. Montreal (Guillaume Latendresse by Martin Gerber)
 Stopped a penalty shot, road: Mar. 8, 2011 at NY Islanders (Matt Martin by James Reimer)
 Allowed a goal on penalty shot, home: Nov. 2, 2010 vs. Ottawa (Mike Fisher against J.S. Giguere)
 Allowed a goal on penalty shot, road: Jan. 20, 2007 vs. Pittsburgh (Jarkko Ruutu against Andrew Raycroft)

HAT TRICKS

Scored a hat trick at home: Apr. 11, 2009 vs. Ottawa (Boyd Devereaux)
 Scored a hat trick on road: Oct. 26, 2009 at Anaheim (Niklas Hagman)
 Allowed a hat trick at home: Jan. 22, 2011 vs. Washington (Alex Ovechkin)
 Allowed a hat trick on road: See allowed a 4-goal game on road
 Hat-trick scored by a defenceman: Oct. 28, 2006 at Montreal (Tomas Kaberle)
 Hat-trick allowed by a defenceman: Mar. 7, 1994 vs. St. Louis (Steve Duchesne)
 Scored a 4-goal game at home: Apr. 11, 2006 vs. Florida (Mats Sundin)
 Scored a 4-goal game on road: Dec. 11, 1960 at Chicago (Frank Mahovlich)

HAT TRICKS CONT'D

Allowed a 4-goal game at home: Oct. 29, 2005 vs. Ottawa (Dany Heatley)
 Allowed a 4-goal game on road: Jan. 19, 2011 at NY Rangers (Marian Gaborik)
 Scored a 5-goal game at home: Feb. 2, 1977 vs. Detroit (Ian Turnbull)
 Scored a 5-goal game on road: Never
 Allowed a 5-goal game at home: Never
 Allowed a 5-goal game on road: Jan. 6, 1981 at NY Islanders (John Tonelli)
 Scored a 6-goal game at home: *Feb. 11, 1976 vs. Boston (Darryl Sittler)
 Scored a 6-goal game on road: Never
 Allowed a 6-goal game at home: Never
 Allowed a 6-goal game on road: Jan. 10, 1920 at Montreal (Newsy Lalonde)
 Scored a hat trick in one period at home: Nov. 9, 1996 vs. Edmonton (Wendel Clark, natural HT in the 2nd)
 Scored a hat trick in one period on road: Mar. 5, 1980 at Pittsburgh (Darryl Sittler)
 Allowed a hat trick in one period at home: Apr. 7, 2007 vs. Montreal (Michael Ryder in the 2nd)
 Allowed a hat trick in one period on road: Oct. 26, 2006 at Ottawa (Dany Heatley in the 2nd)
 Allowed a natural hat trick in one period at home: Apr. 7, 2007 vs. Montreal (Michael Ryder in the 2nd)
 Allowed a natural hat trick in one period on the road: Oct. 12, 2006 at New Jersey (Brian Gionta in the 3rd)
 Recorded a hat trick in consecutive games: Feb. 28, and Mar. 4, 1994 (W. Clark at Ottawa and Detroit)
 Recorded 10 points in one game: *Feb. 11, 1976 vs. Boston (Darryl Sittler)
 Allowed a hat trick in consecutive games: Oct. 8 & 12, 1996 (Edmonton: Ryan Smyth, Tampa Bay: Chris Gratton)
 Two Leafs score a hat trick in one game: Dec. 18, 1965 vs. NY Rangers (Dave Keon & Bob Pulford)
 Two opposition players score a hat trick in one game: Feb. 22, 1990 at Calgary (Dana Murzyn & Joe Mullen)

MISCELLANEOUS

Scored into an empty net: Jan. 11, 2011 at San Jose (Clarke MacArthur)
 Allowed an empty net goal: Apr. 6, 2011 at New Jersey (Patrik Elias)
 Leafs player scored 3-on-5 shorthanded: Apr. 6, 2011 at New Jersey (Tyler Bozak)
 Scored two shorthanded goals in a game: Dec. 19, 2005 vs. NY Islanders (Stajan, Sundin)
 Allowed three shorthanded goals in a game: Apr. 3, 2008 vs. Ottawa (Bass, McAmmond, Vermette)
 Allowed two shorthanded goals in a game: Feb. 12, 2010 at St. Louis (Oshie, Steen)
 Scored with a sixth attacker at home: Dec. 4, 2010 vs. Boston (Kris Versteeg)
 Scored with a sixth attacker on road: Dec. 6, 2010 at Washington (Clarke MacArthur)
 Opposition scored with a sixth attacker at home: Nov. 30, 2010 vs. Tampa Bay (Martin St. Louis)
 Opposition scored with a sixth attacker on road: Feb. 24, 2011 at Montreal (Max Pacioretty)
 Leafs goaltender credited with a goal: Never
 Opposition goaltender credited with a goal: Feb. 14, 2004 at Toronto by Mika Noronen, Buffalo Sabres (L 6-4)
 Scored three powerplay goals in a game: Feb. 24, 2011 at Montreal (Kessel-2, Bozak)
 Scored four powerplay goals in a game: Same date as five powerplay goals scored in a game
 Scored five powerplay goals in a game: Jan. 7, 2011 at Atlanta (MacArthur-2, Grabovski, Kulemin, Kessel)
 Scored six powerplay goals in a game: Same date as seven powerplay goals scored in a game
 Scored seven powerplay goals in a game: **Oct. 14, 2005 at Atlanta (O'Neill-2, Allison, Wellwood, Lindros, Steen, Ponikarovsky)
 Scored three powerplay goals in a period: Jan. 7, 2011 at Atlanta (MacArthur-2, Kulemin - 2nd Per.)
 Scored four powerplay goals in a period: Nov. 16, 2010 vs. Nashville (Versteeg-2, Grabovski, Kulemin - 2nd Per.)
 Scored five powerplay goals in a period: **Oct. 14, 2005 at Atlanta (Wellwood, Lindros, Steen, O'Neill, Ponikarovsky - 3rd per.)
 Allowed three powerplay goals in a game: Jan. 8, 2010 at Buffalo (Myers-2, Kennedy)
 Allowed four powerplay goals in a game: Dec. 18, 2008 at Boston (Krejci-2, Savard, Ryder)
 Allowed five powerplay goals in a game: Dec. 29, 2007 vs. NY Rangers (Prucha-2, Jagr, Shanahan, Straka)
 Allowed six powerplay goals in a game: Dec. 17, 2005 at Ottawa (Heatley, Redden, Spezza, Alfredsson, Vermette, Kelly)
 Allowed three powerplay goals in a period: Oct. 11, 2008 vs. Montreal (S. Kostitsyn, Tanguay, S. Kostitsyn - 2nd Per.)

* Individual Record
 ** Team Record



OPPONENTS

PAGES 138 - 171

LEAFS vs. DETROIT RED WINGS

Summary for MAPLE LEAFS: Won -0 Lost -1 OT -0

at TORONTO MAPLE LEAFS

No Games

at DETROIT RED WINGS

Table with columns: Date, Team, Opponent, Attend, Goaltenders, W Goal. Row 1: 26 Mar '11, Maple Leafs 2, Red Wings 4, 20,066, Reimer vs MacDonald (W), Howard, Jiri Hudler

Goals by Period: Table with columns: Goals by Period (1st, 2nd, 3rd, OT, Total), Shots by Period (1st, 2nd, 3rd, OT, Total). Rows for MAPLE LEAFS and RED WINGS.

INDIVIDUAL SCORING

Individual Scoring for Maple Leafs and Red Wings. Columns: Player, GP, G, A, P, +/-, PIM, PP, SH, GW, GT, EN, S, 5%. Includes names like Nazem Kadri, Joffrey Lupul, and Jiri Hudler.

Power Play: 0-4 0.0% / Penalty Killing: 0-2 0.0%

Power Play: 2-2 100.0% / Penalty Killing: 4-4 100.0%

Goaltending for Maple Leafs and Red Wings. Columns: Player, GP, Min, W-L-OT, SO, GA, SA, SV, GAA, SV%. Includes names like James Reimer and Joey MacDonald.

LEAFS VS. DETROIT HISTORY

Historical record summary for Leafs vs Detroit. Includes All-Time Record, Home Record, Road Record, and Last consecutive wins in Toronto and Detroit.

MOST RECENT NOTABLES VS. DETROIT

Recent notable events vs Detroit: Last Leaf shutout in Toronto (Nov. 15, 1986), Last Leaf hat trick (Mar. 4, 1994), Last opponent hat trick vs. Leafs (Dec. 27, 1997), Last Leaf overtime goal (Feb. 9, 2008), Last opponent overtime goal (Mar. 20, 1996).



LEAFS vs. EDMONTON OILERS

Summary for MAPLE LEAFS: Won -1 Lost -1 OT -0

at TORONTO MAPLE LEAFS

Game summary for Toronto Maple Leafs vs Edmonton Oilers. Date: 02 Dec '10. Team: Maple Leafs 0. Opponent: Oilers 5. Attend: 19,465. Goaltenders: Giguere, Gustavsson (L) vs Khabibulin. W Goal: Jordan Eberle.

at EDMONTON OILERS

Game summary for Edmonton Oilers vs Toronto Maple Leafs. Date: 14 Dec '10. Team: Maple Leafs 4. Opponent: Oilers 1. Attend: 16,839. Goaltenders: Giguere vs Khabibulin. W Goal: Mikhail Grabovski.

Goals by Period: Table with columns: Goals by Period (1st, 2nd, 3rd, OT, Total), Shots by Period (1st, 2nd, 3rd, OT, Total). Rows for MAPLE LEAFS and OILERS.

INDIVIDUAL SCORING

Individual Scoring for Maple Leafs and Oilers. Columns: Player, GP, G, A, P, +/-, PIM, PP, SH, GW, GT, EN, S, 5%. Includes names like Phil Kessel, Kris Versteeg, and Jordan Eberle.

Power Play: 2-10 20.0% / Penalty Killing: 8-8 100.0%

Power Play: 0-8 0.0% / Penalty Killing: 8-10 80.0%

Goaltending for Maple Leafs and Oilers. Columns: Player, GP, Min, W-L-OT, SO, GA, SA, SV, GAA, SV%. Includes names like Jean-Sebastien Giguere and Nikolai Khabibulin.

LEAFS VS. EDMONTON HISTORY

Historical record summary for Leafs vs Edmonton. Includes All-Time Record, Home Record, Road Record, and Last consecutive wins in Toronto and Edmonton.

MOST RECENT NOTABLES VS. EDMONTON

Recent notable events vs Edmonton: Last Leaf shutout in Toronto (Never), Last Leaf hat trick (Apr. 1, 1999), Last opponent hat trick vs. Leafs (Feb. 19, 1997), Last Leaf overtime goal (Jan. 14, 2000), Last opponent overtime goal (Dec. 28, 2002).



LEAFS vs. NEW YORK ISLANDERS

Summary for MAPLE LEAFS: Won - 2 Lost - 0 OT - 2

at TORONTO MAPLE LEAFS

Table with columns: Date, Team, Opponent, Attend, Goaltenders, W Goal. Rows for Feb 22 '11 and Oct 10 '11.

at NEW YORK ISLANDERS

Table with columns: Date, Team, Opponent, Attend, Goaltenders, W Goal. Rows for Mar 08 '11 and Feb 08 '11.

Goals by Period: MAPLE LEAFS, ISLANDERS. Columns: 1st, 2nd, 3rd, OT, Total. Shots by Period: MAPLE LEAFS, ISLANDERS.

INDIVIDUAL SCORING

Individual scoring tables for MAPLE LEAFS and ISLANDERS. Columns: Player, GP, G, A, P, +/-, PIM, PP, SH, GW, GT, EN, S, %.

Power Play: 1-13 7.7% / Penalty Killing: 11-14 78.6%

Power Play: 3-14 21.4% / Penalty Killing: 12-13 92.3%

GOALTENDING

Goaltending tables for MAPLE LEAFS and ISLANDERS. Columns: Player, GP, Min, W-L-OT, SO, GA, SA, SV, GAA, SV%.

LEAFS VS. NEW YORK ISLANDERS HISTORY

History table with columns: Leafs All-Time Record, Last Leafs win in Toronto, Last two consecutive Leafs wins, Leafs All-Time Home Record, Last Leafs win at NY Islanders, Last two consecutive Leafs wins in Toronto, Leafs All-Time Road Record, Leafs record in shootout, Last two consecutive Leafs wins at NY Islanders.

MOST RECENT NOTABLES VS. NEW YORK ISLANDERS

Table of notable events: Last Leaf shutout in Toronto, Last Leaf shutout at NY Islanders, Last opponent shutout in Toronto, Last opponent shutout at NY Islanders, Last Leaf hat trick, Last opponent hat trick vs. Leafs, Last Leaf overtime goal, Last opponent overtime goal.



LEAFS vs. NEW YORK RANGERS

Summary for MAPLE LEAFS: Won - 1 Lost - 3 OT - 0

at TORONTO MAPLE LEAFS

Table with columns: Date, Team, Opponent, Attend, Goaltenders, W Goal. Rows for Oct 30 '10 and Oct 21 '10.

at NEW YORK RANGERS

Table with columns: Date, Team, Opponent, Attend, Goaltenders, W Goal. Rows for Jan 19 '11 and Oct 15 '10.

Goals by Period: MAPLE LEAFS, RANGERS. Columns: 1st, 2nd, 3rd, OT, Total. Shots by Period: MAPLE LEAFS, RANGERS.

INDIVIDUAL SCORING

Individual scoring tables for MAPLE LEAFS and RANGERS. Columns: Player, GP, G, A, P, +/-, PIM, PP, SH, GW, GT, EN, S, %.

Power Play: 1-18 5.6% / Penalty Killing: 10-12 83.3%

Power Play: 2-12 16.7% / Penalty Killing: 17-18 94.4%

GOALTENDING

Goaltending tables for MAPLE LEAFS and RANGERS. Columns: Player, GP, Min, W-L-OT, SO, GA, SA, SV, GAA, SV%.

LEAFS VS. NEW YORK RANGERS HISTORY

History table with columns: Leafs All-Time Record, Last Leafs win in Toronto, Last two consecutive Leafs wins, Leafs All-Time Home Record, Last Leafs win at NY Rangers, Last two consecutive Leafs wins in Toronto, Leafs All-Time Road Record, Leafs record in shootout, Last two consecutive Leafs wins at NY Rangers.

MOST RECENT NOTABLES VS. NEW YORK RANGERS

Table of notable events: Last Leaf shutout in Toronto, Last Leaf shutout at NY Rangers, Last opponent shutout in Toronto, Last opponent shutout at NY Rangers, Last Leaf hat trick, Last opponent hat trick vs. Leafs, Last Leaf overtime goal, Last opponent overtime goal.



LEAFS vs. OTTAWA SENATORS

Summary for MAPLE LEAFS: Won - 3 Lost - 2 OT - 1

at TORONTO MAPLE LEAFS

Table with columns: Date, Team, Opponent, Attend, Goaltenders, W Goal. Rows for games on 19 Feb '11, 02 Nov '10, 09 Oct '10, 02 Apr '11, 01 Jan '11, 27 Nov '10.

* - Overtime ** - Shootout

Goals by Period table with columns: Goals by Period, 1st, 2nd, 3rd, OT, Total, Shots by Period, 1st, 2nd, 3rd, OT, Total.

INDIVIDUAL SCORING

Large table listing individual scoring for Maple Leafs and Senators players across various categories like Goals, Assists, Points, Penalties, Shots, etc.

GOALTENDING

Table of goalending statistics for Maple Leafs: GP, Min, W-L-OT, SO, GA, SA, SV, GAA, SV%.

GOALTENDING

Table of goalending statistics for Senators: GP, Min, W-L-OT, SO, GA, SA, SV, GAA, SV%.

LEAFS VS. OTTAWA HISTORY

Summary statistics for Leafs vs. Ottawa history, including all-time records, home records, road records, and win streaks.

MOST RECENT NOTABLES VS. OTTAWA

Summary of recent notable events against Ottawa, such as last leaf shutout, last leaf hat trick, and opponent hat tricks.



LEAFS vs. PHILADELPHIA FLYERS

Summary for MAPLE LEAFS: Won - 1 Lost - 3 OT - 0

at TORONTO MAPLE LEAFS

Table with columns: Date, Team, Opponent, Attend, Goaltenders, W Goal. Rows for games on 10 Mar '11, 09 Dec '10, 03 Mar '11, 23 Oct '10.

* - Overtime ** - Shootout

Goals by Period table with columns: Goals by Period, 1st, 2nd, 3rd, OT, Total, Shots by Period, 1st, 2nd, 3rd, OT, Total.

INDIVIDUAL SCORING

Large table listing individual scoring for Maple Leafs and Philadelphia Flyers players across various categories like Goals, Assists, Points, Penalties, Shots, etc.

GOALTENDING

Table of goalending statistics for Maple Leafs: GP, Min, W-L-OT, SO, GA, SA, SV, GAA, SV%.

GOALTENDING

Table of goalending statistics for Philadelphia Flyers: GP, Min, W-L-OT, SO, GA, SA, SV, GAA, SV%.

LEAFS VS. PHILADELPHIA HISTORY

Summary statistics for Leafs vs. Philadelphia history, including all-time records, home records, road records, and win streaks.

MOST RECENT NOTABLES VS. PHILADELPHIA

Summary of recent notable events against Philadelphia, such as last leaf shutout, last leaf hat trick, and opponent hat tricks.



Anaheim Ducks
Honda Center
2695 Katella Ave.
Anaheim, California 92806
Phone: 714-940-2900
ducks.nhl.com
Exec. V.P. / General Manager: Bob Murray
Head Coach: Randy Carlyle
Director of Media / Communications: Alex Gilchrist



Boston Bruins
TD Garden
100 Legends Way
Boston, Massachusetts 02114-1303
Phone: 617-624-2327
bruins.nhl.com
General Manager: Peter Chiarelli
Head Coach: Claude Julien
Director of Media Relations: Matt Chmura



Buffalo Sabres
First Niagara Center
One Seymour H Knox III Plaza
Buffalo, New York 14203-3096
Phone: 716-855-4100
sabres.nhl.com
General Manager: Darcy Regier
Head Coach: Lindy Ruff
Director of Public Relations: Michael Gilbert



Calgary Flames
Pengrowth Saddledome
P.O. Box 1540, Station M
Calgary, Alberta T2P 3B9
Phone: 403-777-2177
flames.nhl.com
General Manager: Jay Feaster
Head Coach: Brent Sutter
V.P., Communications: Peter Hanlon



Carolina Hurricanes
RBC Center
1400 Edward Mills Road
Raleigh, North Carolina 27607
Phone: 919-467-7825
hurricanes.nhl.com
President / General Manager: Jim Rutherford
Head Coach: Paul Maurice
Director of Media Relations: Mike Sundheim



Chicago Blackhawks
United Center
1901 W. Madison Street
Chicago, Illinois 60612
Phone: 312-455-7000
blackhawks.nhl.com
V.P./General Manager: Stan Bowman
Head Coach: Joel Quenneville
Director, Media Relations: Brandon Faber



Colorado Avalanche
Pepsi Center
1000 Chopper Circle
Denver, Colorado 80204
Phone: 303-405-1100
avalanche.nhl.com
General Manager/Exec., V.P.: Greg Sherman
Head Coach: Joe Sacco
Sr. V.P. Communications / Business Operations:
Jean Martineau



Columbus Blue Jackets
Nationwide Arena
200 W. Nationwide Blvd.
Columbus, Ohio 43215
Phone: 614-246-4625
bluejackets.nhl.com
Exec., V.P. of Hockey Operations /
General Manager: Scott Howson
Head Coach: Scott Arniel
V.P. of Public Relations: Todd Sharrock



Dallas Stars
2601 Avenue of the Stars
Frisco, Texas 75034
Phone: 214-387-5500
stars.nhl.com
General Manager: Joe Nieuwendyk
Head Coach: Glen Gulutzan
Assistant V.P., Communications: Rob Schichli



Detroit Red Wings
Joe Louis Arena
19 Steve Yzerman Drive
Detroit, Michigan 48226
Phone: 313-394-7000
redwings.nhl.com
Exec. V.P. / General Manager: Ken Holland
Head Coach: Mike Babcock
Senior Director of Communications: John Hahn



Edmonton Oilers
11230 - 110 Street
Edmonton, Alberta T5G 3H7
Phone: 780-414-4625
oilers.nhl.com
General Manager: Steve Tambellini
Head Coach: Tom Renney
Director, Communications / Media Relations:
J.J. Hebert



Florida Panthers
BankAtlantic Center
One Panther Parkway
Sunrise, Florida 33323
Phone: 954-835-7000
panthers.nhl.com
Exec., V.P./General Manager: Dale Tallon
Head Coach: Kevin Dineen
Director, Communications: Justin Copertino



Los Angeles Kings
Staples Center
1111 South Figueroa Street
Los Angeles, California 90015
Phone: 213-742-7100
kings.nhl.com
President/General Manager: Dean Lombardi
Head Coach: Terry Murray
V.P. Communications / Content: Mike Altieri



Minnesota Wild
317 Washington Street
St. Paul, Minnesota 55102
Phone: 651-602-6000
wild.nhl.com
General Manager: Chuck Fletcher
Head Coach: Mike Yeo
V.P., of Communications / Broadcasting: Bill Robertson



Montreal Canadiens
1909, avenue des Canadiens-de-Montreal
Montreal, Quebec H4B 5G0
Phone: 514-932-2582
canadiens.nhl.com
Exec., V.P. of Hockey / General Manager:
Pierre Gauthier
Head Coach: Jacques Martin
V.P. Communications / Community Relations:
Donald Beauchamp



Nashville Predators
Bridgestone Arena
501 Broadway
Nashville, Tennessee 37203
Phone: 615-770-2300
predators.nhl.com
President Hockey Ops. / General Manager: David Poile
Head Coach: Barry Trotz
Senior V.P. Hockey Communications & P.R.: Gerry Helper



New Jersey Devils
Prudential Center
165 Mulberry Street
Newark, New Jersey 07102
Phone: 973-757-6100
devils.nhl.com
President/CEO/General Manager: Lou Lamoriello
Head Coach: Peter DeBoer
Senior V.P. Communications: Mike Levine



New York Islanders
1535 Old Country Rd.
Plainsview, New York 11803
Phone: 516-501-6700
islanders.nhl.com
General Manager: Garth Snow
Head Coach: Jack Capuano
Director of Communications: Kimber Auerbach



New York Rangers
14th Floor
2 Pennsylvania Plaza
New York, New York
Phone: 212-465-6486
rangers.nhl.com
President / General Manager: Glen Sather
Head Coach: John Tortorella
V.P., Public Relations / Player Recruitment: John Rosasco



Ottawa Senators
Scotiabank Place
1000 Palladium Drive
Ottawa, Ontario K2V 1A5
Phone: 613-599-0250
senators.nhl.com
Exec. V.P. / General Manager: Bryan Murray
Head Coach: Paul MacLean
Director of Communications: Brian Morris



Philadelphia Flyers
Wells Fargo Center
3601 South Broad Street
Philadelphia, Pennsylvania
Phone: 215-465-4500
flyers.nhl.com
General Manager: Paul Holmgren
Head Coach: Peter Laviolette
Senior Director, Communications: Zack Hill



Phoenix Coyotes
6751 North Sunset Boulevard, #200
Glendale, Arizona 85305
Phone: 623-772-3200
coyotes.nhl.com
Exec. V.P./General Manager: Don Maloney
Head Coach: Dave Tippett
Senior Director, Media Relations: Rich Nairn



Pittsburgh Penguins
Consol Energy Center
1001 Fifth Avenue
Pittsburgh, Pennsylvania 15219
Phone: 412-642-1300
penguins.nhl.com
Exec. V.P./General Manager: Ray Shero
Head Coach: Dan Bylsma
Director of Communications: Jennifer Bullano



St. Louis Blues
Scottrade Center
1401 Clark Avenue
St. Louis, Missouri 63103
Phone: 314-622-2500
blues.nhl.com
Executive V.P. / General Manager: Doug Armstrong
Head Coach: Davis Payne
V.P., Public Relations: Mike Caruso



San Jose Sharks
HP Pavilion at San Jose
525 West Santa Clara Street
San Jose, California 95113
Phone: 408-287-7070
sharks.nhl.com
Executive V.P. / General Manager: Doug Wilson
Head Coach: Todd McLellan
Director of Media Relations: Scott Emmert



Tampa Bay Lightning
St. Pete Times Forum
401 Channelside Drive
Tampa, Florida 33602
Phone: 813-301-6500
lightning.nhl.com
Vice President / General Manager: Steve Yzerman
Head Coach: Guy Boucher
Exec. V.P., Communications: Bill Wickett



Toronto Maple Leafs
Air Canada Centre
50 Bay St., Suite 500
Toronto, Ontario M5J 2L2
mapleleafs.nhl.com
General Manager: Brian Burke
Head Coach: Ron Wilson
Director, Media Relations: Pat Park



Vancouver Canucks
Rogers Arena
800 Griffiths Way
Vancouver, British Columbia V6B 6C1
Phone: 604-899-4600
canucks.nhl.com
President / General Manager: Mike Gillis
Head Coach: Alain Vigneault
V.P., Communications &
Community Partnerships: T.C. Carling



Washington Capitals
627 N. Glebe Road, Suite 850
Arlington, Virginia 22203
Phone: 202-266-2200
capitals.nhl.com
V.P. / General Manager: George McPhee
Head Coach: Bruce Boudreau
Director, Media Relations: Sergey Kocharov




Winnipeg Jets
MTS Centre
300 Portage Ave.
Winnipeg, MB R3C 5S4
Phone: 204-987-7825
jets.nhl.com
General Manager: Kevin Cheveldayoff
Head Coach: Claude Noel
Director, Communications: Scott Brown



NHL - Toronto
Gary Meagher - Sr. V.P., Public Relations & Media
50 Bay St. 11 Floor
Toronto, Ontario M5J 2X8
Phone: 416-981-2777

NHL - New York
Frank Brown - Group V.P., Public Relations
1185 Avenue of the Americas
New York, New York
Phone: 212-789-2000





THEY'RE OFF!
WATCH THEIR SMOKE!



© Alexandra Studio

HISTORY

PAGES 172 - 363

A BRIEF HISTORY OF THE TORONTO MAPLE LEAF HOCKEY CLUB

The Toronto Maple Leafs were formed on February 14, 1927 when Conn Smythe took over the team previously known as the Toronto St. Patricks. The team continued to play out of the old Mutual Street Arena, also known as the "Arena Gardens", until the ice palace on Carlton Street, Maple Leaf Gardens, was built in 1931.

Toronto won its first Stanley Cup as the Maple Leafs in their first season in the Gardens. The "Kid Line" made up of Joe Primeau, Harvey "Busher" Jackson and Charlie Conacher led the team offensively. "Red" Horner led the team in penalty minutes and "Hap" Day and "King" Clancy were the leaders on the blue line.

The Leafs had continued regular season success in the 30's but did not enjoy another Cup victory until 1942. Smythe replenished his talent base in the late 30's by finding multi-talented forward, Syl Apps, dependable goaltender Walter "Turk" Broda and consistent point-getter Gordie Drillon.

Successful Leaf coach Dick Irvin left the Leafs for Montreal in 1940 having won one Stanley Cup and guiding the Leafs to seven Cup Finals in his nine years as Toronto's bench boss. Hap Day took over as coach and won his first Cup behind the bench in dramatic fashion. The Leafs rallied after losing the first three games of the '42 Finals versus the Detroit Red Wings and won the next four to take the series. This is the first and only time this occurred in a Stanley Cup Final series.

The Second World War depleted the Leaf roster as many of the players represented their country overseas. Future captain and star, Ted "Teeder" Kennedy, was first given an opportunity to play in 1943 as a result. Frank "Ulcers" McCool temporarily replaced Broda in net during this period and set an NHL record with three consecutive shutouts in the 1945 playoffs, on the way to the Leafs' next Cup victory.

Conn Smythe's long time right-hand man, Frank Selke, left for Montreal in 1946. Smythe, with the support of the first President of the Gardens and Chairman of the Board, Jack Bickell, emerged as the President of Maple Leaf Gardens Limited and 30% ownership. Bickell, who died in 1951, had a memorial trophy created in his name which honours great Leaf players and significant hockey achievements. Smythe remained as President until his resignation in 1961.

New faces were added to join the players returning from military service with resounding success. Three consecutive Stanley Cups in 1947, 1948 and 1949 demonstrated Smythe's ability to bring together the necessary parts for a winning team. Smythe's most notable player acquisition was on November 20, 1947 when five Leafs were sent to Chicago for Cy Thomas and the previous season's scoring champion, Max Bentley. The 1947 Cup was won over the Montreal Canadiens who were led by Hector "Toe" Blake and Maurice "the Rocket" Richard. In January of 1947, Leaf rookie Howie Meeker set a league record for a rookie by scoring five times in one game. Meeker went on to win the Calder Trophy as Rookie of the Year beating out Gordie Howe for the honours.



Syl Apps & Frank Selke



The "Kid Line"

A BRIEF HISTORY OF THE TORONTO MAPLE LEAF HOCKEY CLUB

The 1948 Cup victory was clinched in four straight games over the Red Wings who were led by Ted Lindsay, Sid Abel and Howe. After this victory, Syl Apps retired after a distinguished career as Leaf captain and inspirational leader. With new captain "Teeder" Kennedy, the Leafs took the 1949 Cup, again in four straight over Detroit.

The 1950s saw the arrival of new faces such as George Armstrong and Tim Horton. These two men would go on to play more games for the Maple Leafs than any other player. Triumph and tragedy were experienced in 1951. Bill Barilko's overtime goal in game five of the Finals versus the Canadiens won the Leafs the Cup but Barilko died in a plane crash later that summer. The remainder of the 50s saw the Leafs try unsuccessfully to replace retired stars such as "Turk" Broda and Max Bentley. Many player moves were made but the Leafs did not see the Stanley Cup Final again until 1959. Kennedy retired in 1956 and the coaches during this decade were Joe Primeau, "King" Clancy, Howie Meeker, Billy Reay and in 1958, "Punch" Imlach arrived. Conn Smythe's son, Stafford, was given control of the team in 1957 and Stafford employed six assistants including John Bassett and Harold Ballard.


Stafford Smythe brought "Punch" to Toronto and Imlach's first player move was the signing of an American Hockey League veteran goalkeeper by the name of Johnny Bower. The move was originally questioned by many due to Bower's age. The 34-year-old Bower went on to win 220 regular season games and four Stanley Cups over 12 seasons. Imlach assigned himself as coach and stayed for 10 consecutive seasons. Leonard "Red" Kelly was brought over from Detroit and moved from defence to forward in February of 1960. Dave Keon and Eddie Shack were two talented youngsters added to the mix. Frank Mahovlich, who had earlier won the Rookie of the Year honours in 1958, claimed star status on the left wing with his effortless skating, hard shot and soft hands. Chicago even unsuccessfully offered \$1,000,000 for his services in October, 1962.

With Bower in net, the defensive tandems of Bobby Baun/Carl Brewer and Tim Horton/Allan Stanley and forward attackers such as Bob Pulford, Billy Harris, Keon, Mahovlich, Kelly and Armstrong, the Leafs dominated the first half of the 1960s. Even though the Leafs finished in first place at the end of the regular season only once in the 60s, the Leafs showed their true skill in the postseason by winning three consecutive Cups beginning in 1962 and another in 1967.

Toronto defeated Stan Makita's Chicago Blackhawks in 1962 in a six game Final series in which Dave Keon made his Stanley Cup debut. In 1963 and 1964, the Leafs defeated Detroit in the Finals. This made it six of 10 Cups won so far having been acquired in a Final series versus the Red Wings. The Cup victory in 1964 was dramatic in that Baun broke his ankle in Game Six blocking a Gordie Howe slapshot. The Leafs were down three games to two and Baun did not want to miss the rest of the game. He returned to score the overtime goal that game and he did not miss a shift in a Game Seven victory two days later. Baun was on crutches for two months after finally allowing his leg to be plastered.



Punch Imlach



Dave Keon

A BRIEF HISTORY OF THE TORONTO MAPLE LEAF HOCKEY CLUB

The 1967 Cup victory was significant in several ways. It allowed the Leaf fans to savour a victory over the favoured Canadiens who were led by the coaching of "Toe" Blake and a roster that included Henri Richard, Jean Beliveau, Yvan Cournoyer and Rogie Vachon. The win was also special because it was won by a team with an average age of over 30 and two players over 40 (Bower and Stanley). Dave Keon became the first Leaf to win the Conn Smythe Trophy as the M.V.P. of the playoffs.

With the successes of a veteran team comes the inevitable period of rebuilding. After the '67 Cup, significant deals made to improve the team included the Frank Mahovlich trade which allowed Norm Ullman, Paul Henderson and Floyd Smith to come to Toronto. Imlach was relieved of his duties immediately after being swept out of the 1969 playoffs by the Boston Bruins. The rebuilding had begun.

With the league suddenly stretching its talent pool over 12 teams instead of the original six, Leafs General Manager Jim Gregory and coach John McLellan had more competition for available talent. With the likes of Pulford, Keon, Armstrong still contributing, the Leafs added Brian Glennie, Rick Ley, Jim Dorey and an all important 1970 first-round draft pick, Darryl Sittler. In 1971, Ullman and Keon led the Leafs offensively and the acquisition of 41 year-old goaltending legend Jacques Plante bolstered the team's confidence. Plante led the league that year with a goals-against average of just 1.88.

The contracts that the new World Hockey Association (W.H.A.) were offering attracted several key Leafs away from the team including a young standout goaltender Bernie Parent and veterans such as Keon, Henderson, and Ullman. The Leafs continued to rebuild through the Entry Draft and in 1973 selected Lanny McDonald and Ian Turnbull and, in 1974, added Dave "Tiger" Williams and Mike Palmateer. Chief Scout Gerry McNamara signed two young players from the Swedish National Team in 1973, Inge Hammarstrom and Borje Salming. The appointment of "Red" Kelly as coach in 1973-74 assisted in bringing the team to fourth place in the Eastern Division at the conclusion of the regular season. As the 1970s progressed, so did the Leafs. Sittler and McDonald emerged as superstars. With Errol Thompson added in to complete the Leafs' top line, the team showed an ability to compete against the top teams. Sittler had an unforgettable night on February 7, 1976 when he scored six times and added four assists in an 11-4 win over the Boston Bruins. Kelly and his "pyramid power" strategies were replaced in 1977 by the meticulous detail and modern techniques of a coach out of the Ontario Hockey League, Roger Neilson.

The best playoff performance of the decade for the Leafs was in 1978 in which the Leafs took out the heavily favoured NY Islanders in the Quarter-Finals. Lanny McDonald scored the memorable series winning goal 4:13 into overtime of Game Seven.



Dave "Tiger" Williams

Just prior to the beginning of the 1980s, Leaf fans were surprised by the sudden trading of McDonald on Dec. 29, 1979. This decade was a difficult time for the franchise and its followers. "Punch" Imlach had been brought back to try to rekindle past successes. Many changes took place including the trading of Ian Turnbull, Mike Palmateer and on January 20, 1982, Darryl Sittler. Joe Crozier, Mike Nykoluk, Dan Maloney, John Brophy, George Armstrong and Doug Carpenter each took turns behind the bench during the 1980s.

There were some bright spots. In 1981 Wilf Paiment set a record for most points by a right winger in a season with 97. Rick Vaive was acquired from Vancouver in 1980 in the "Tiger" Williams trade and had three consecutive 50-goal seasons. Wendel Clark, the Leafs' first-round pick, and first overall in the 1985 Entry Draft, had an immediate positive impact on the organization. His competitiveness and spirit restored the

A BRIEF HISTORY OF THE TORONTO MAPLE LEAF HOCKEY CLUB

team's self confidence and the fans' belief in the team. Gord Stellick, an industrious hockey office employee worked his way through the ranks and was appointed the youngest general manager in the history of the N.H.L. in 1988.

Tom Watt was hired by new General Manager Floyd Smith and took over the coaching duties in 1990 after success with the University of Toronto Varsity Blues and N.H.L. experience in Winnipeg, Vancouver and Calgary. His captain was veteran defenceman Rob Ramage and highly-skilled forward Vincent Damphousse led the team offensively. Dave Ellett was acquired in November of 1990 and two future Hall of Famers, Grant Fuhr and Glenn Anderson, came to the team from the decorated Edmonton Oilers in September of 1991. The January 2, 1992 date is fondly remembered by all Leaf fans. Doug Gilmour, Jamie Macoun, Ric Nattress, Rick Wamsley and Kent Manderville were obtained in exchange for Gary Leeman, Michel Petit, Jeff Reese, Craig Berube and Alexander Godynuk in the league's largest player trade ever. Gilmour has had a very dramatic impact by bringing the team to a level of respectability while setting franchise scoring records in the regular season and playoffs. A second round selection in 1990, Felix Potvin quickly developed into one of the top ten goaltenders in the league and he was a finalist for Rookie Of The Year in 1993.

Cliff Fletcher came to the organization on July 1, 1991 as the Chief Operating Officer, President and General Manager. His goal was to restore the winning tradition on the ice, and off the ice his vision included fostering a solid relationship with the community and the club's alumni. Fletcher brought in Pat Burns to take over as coach in 1992 and his "fire and brimstone" attitude brought out the best in his charges in the springs of 1993 and 1994. The team demonstrated determination, confidence and teamwork. A Game Seven loss in the Semi-Finals to the Wayne Gretzky-led L.A. Kings in '93 and a tough loss to Vancouver in the '94 Semi-Finals renewed the passion and hope with their loyal fan base.

The Entry Draft of 1994 was dramatic due to a major deal which saw Wendel Clark traded to the Nordiques and Mats Sundin join the Leafs in a multi-player deal. In Sundin, the Leafs received a player that would assume top spot on the club's all-time points and goals list while serving as captain for a decade.

A new Toronto Maple Leafs' era was introduced on May 30, 1997 when Ken Dryden was named President of the Toronto Maple Leaf Hockey Club. New coach and former Leaf Pat Quinn would fashion a record of 300-196-52-8 in 574 games with the Maple Leafs, second on the club's list for career wins (Imlach) and in games coached (Imlach). His tenure was highlighted by two trips to the Conference Finals (1999 and 2002) and he reached the playoffs in every year but one, 2005-06. His Leaf clubs qualified for the postseason in each of his first five coaching seasons, including four straight seasons of reaching at least the second round. In addition to his duties as head coach of the Leafs, Quinn also served simultaneously as the team's general manager from July 14, 1999 until August 29, 2003. Fan favourites Curtis Joseph, Tomas Kaberle, Gary Roberts, Alex Mogilny and Sundin were veterans that regularly delivered in the clutch during a period of entertaining, free-wheeling hockey in front of sold-out crowds.

Quinn's successor to the managing duties was John Ferguson. His acquisitions of Joe Nieuwendyk, Eric Lindros and Brian Leetch didn't push the team over the top and he was eventually succeeded by Brian Burke. Burke's new administration has been in place since November 2008. With Ron Wilson behind the bench, Burke has moved aggressively to add building blocks Dion Phaneuf and Phil Kessel in separate blockbuster trades aimed at restoring the team to prominence once again on the league landscape.



Mats Sundin



1917-18 TORONTO ARENAS



(13-9-0 / 26 points / *2nd & 1st in NHL)

GENERAL MANAGER: Charles Querrie

HEAD COACH: Dick Carroll

PLAYER	POS	GP	G	A	PTS	PIM
Reg Noble	C/D	20	30	10	40	35
Corb Denneny	C	21	20	9	29	14
Harry Cameron	D	21	17	10	27	28
Harry Meeking	L	21	10	9	19	28
Alf Skinner	R	20	13	5	18	28
Ken Randall	R/D	21	12	2	14	96
Harry Mummery	D	18	3	3	6	41
Rusty Crawford	L	8	1	2	3	51
Jack Coughlin	R	5	2	0	2	3
Jack Adams	C	8	0	0	0	31
Art Brooks	G	4	0	0	0	0
Sammy Hebert	G	2	0	0	0	0
Hap Holmes	G	16	0	0	0	0
Jack Marks	L/D	5	0	0	0	0

PLAYER	POS	GP	W	L	T/O	GA	GAA	SO	PIM	MIN
Hap Holmes	G	16	9	7	0	76	4.73	0	0	965
Art Brooks	G	4	2	2	0	23	6.27	0	0	220
Sammy Hebert	G	2	1	0	0	10	7.50	0	0	80

HOME ARENA

**Arena Gardens (Capacity: 7,500)

PLAYOFF RESULT

Won Stanley Cup (See page 424 for more information)

UNIFORM



*From 1917-18 to 1920-21, season played in two halves with no combined standing at end.

**Name changed to Mutual Street Arena in 1938.

***From 1917-18 to 1920-21, games that were tied after regulation were decided in sudden-death overtime. There were no ties.



Harry "Hap" Holmes



1918-19 TORONTO ARENAS

(5-13-0 / 10 points / 3rd & 3rd in NHL)

GENERAL MANAGER: Charles Querrie

HEAD COACH: Dick Carroll

PLAYER	POS	GP	G	A	PTS	PIM
Alf Skinner	R	17	12	4	16	26
Reg Noble	C/D	17	10	5	15	35
Ken Randall	R/D	14	8	6	14	27
Corb Denneny	C	16	8	3	11	15
Rusty Crawford	L	18	7	4	11	51
Harry Meeking	L	14	7	3	10	32
Harry Cameron	D	7	6	2	8	9
Jack Adams	C	17	3	3	6	35
Harry Mummery	D	13	2	0	2	30
Hap Holmes	G	2	0	0	0	0
Paul Jacobs	D	1	0	0	0	0
Bert Lindsay	G	16	0	0	0	0
Dave Ritchie	D	4	0	0	0	9

PLAYER	POS	GP	W	L	T/O	GA	GAA	SO	PIM	MIN
Bert Lindsay	G	16	5	11	0	83	4.99	0	0	998
Hap Holmes	G	2	0	2	0	9	4.50	0	0	120

HOME ARENA

Arena Gardens (Capacity: 7,500)

PLAYOFF RESULT

Out of Playoffs

UNIFORM



Arena Gardens / Mutual Street Arena



1919-20 TORONTO ST. PATRICKS

(12-12-0 / 24 Points / 3rd & 2nd in NHL)

GENERAL MANAGER: Charles Querrie

HEAD COACH: Frank Heffernan (5-7), Harvey Sproule (7-5)

PLAYER	POS	GP	G	A	PTS	PIM
Corb Denney	C	24	24	12	36	20
Reg Noble	C/D	24	24	9	33	52
Cully Wilson	R	23	20	6	26	86
Ken Randall	R/D	22	10	8	18	42
Babe Dye	R	23	11	3	14	10
Goldie Prodger	F/D	16	8	6	14	4
Mickey Roach	C	21	11	2	13	4
Joe Matte	D	17	8	3	11	19
Harry Cameron	D	7	3	0	3	6
Frank Heffernan	D	19	0	1	1	10
Jake Forbes	G	5	0	0	0	0
Howard Lockhart	G	7	0	0	0	0
Mike Mitchell	G	16	0	0	0	0

PLAYER	POS	GP	W	L	T/O	GA	GAA	SO	PIM	MIN
Mike Mitchell	G	16	6	7	0	60	4.34	0	0	830
Howard Lockhart	G	7	4	2	0	25	4.84	0	0	310
Jake Forbes	G	5	2	3	0	21	4.20	0	0	300

HOME ARENA

Arena Gardens (Capacity: 7,500)

PLAYOFF RESULT

Out of Playoffs

UNIFORM



*Team name changed from Arenas to St. Patricks prior to start of season.



Reg Noble



1920-21 TORONTO ST. PATRICKS

(15-9-0 / 30 Points / 2nd & 1st in NHL)

GENERAL MANAGER: Charles Querrie

HEAD COACH: Frank Carroll

PLAYER	POS	GP	G	A	PTS	PIM
Babe Dye	R	23	33	5	38	32
Reg Noble	C/D	24	19	8	27	54
Harry Cameron	D	24	18	9	27	35
Corb Denney	C	20	19	7	26	29
Ken Randall	R/D	22	6	5	11	74
Sprague Cleghorn	D	13	3	5	8	31
Cully Wilson	R	8	2	3	5	22
Rod Smylie	L/R	23	2	1	3	2
Billy Stuart	D	19	2	1	3	4
Mickey Roach	C	9	1	1	2	2
Jake Forbes	G	20	0	0	0	0
Jack McDonald	L	6	0	0	0	2
Mike Mitchell	G	4	0	0	0	0

PLAYER	POS	GP	W	L	T/O	GA	GAA	SO	PIM	MIN
Jake Forbes	G	20	13	7	0	78	3.83	0	0	1221
Mike Mitchell	G	4	2	2	0	22	5.50	0	0	240

HOME ARENA

Arena Gardens (Capacity: 7,500)

PLAYOFF RESULT


Lost NHL Final

UNIFORM



GP DATE OPPONENT RESULT

1	Dec 22	@ Ottawa	3-6 L
2	Dec 25	Montreal	5-4 W
3	Dec 29	Ottawa	1-8 L
4	Jan 3	@ Hamilton	5-4 W
5	Jan 8	Hamilton	2-3 L (OT)
6	Jan 12	@ Hamilton	4-2 W
7	Jan 15	Ottawa	2-5 L
8	Jan 17	@ Montreal	5-9 L
9	Jan 19	Montreal	7-2 W
10	Jan 22	@ Ottawa	5-4 W (OT)
11	Jan 26	Hamilton	10-3 W
12	Jan 29	@ Montreal	2-4 L
13	Feb 2	@ Ottawa	3-4 L
14	Feb 5	Montreal	10-6 W
15	Feb 9	@ Montreal	5-3 W
16	Feb 12	@ Hamilton	6-4 W
17	Feb 16	Ottawa	4-3 W
18	Feb 19	Hamilton	5-4 W
19	Feb 23	@ Hamilton	4-7 L
20	Feb 26	Ottawa	4-2 W
21	Feb 28	@ Montreal	0-4 L
22	Mar 2	@ Ottawa	3-2 W
23	Mar 5	Hamilton	4-3 W (OT)
24	Mar 7	Montreal	6-4 W



Corb Denney



(13-10-1 / 27 Points / 2nd in NHL)

GENERAL MANAGER: Charles Querrie

HEAD COACH: George O'Donoghue

PLAYER	POS	GP	G	A	PTS	PIM
Babe Dye	R	24	31	7	38	39
Harry Cameron	D	24	18	17	35	22
Corb Denny	C	24	19	9	28	28
Reg Noble	C/D	24	17	11	28	19
Ken Randall	R/D	24	10	6	16	32
Billy Stuart	D	24	3	7	10	16
Lloyd Andrews	L	11	0	0	0	0
Stan Jackson	L	1	0	0	0	0
Mike Mitchell	G	2	0	0	0	0
Paddy Nolan	L/D	2	0	0	0	0
John Ross Roach	G	22	0	0	0	0
Glenn Smith	D	9	0	0	0	0
Rod Smylie	L/R	20	0	0	0	2
Ted Stackhouse	D	13	0	0	0	2

PLAYER	POS	GP	W	L	T/O	GA	GAA	SO	PIM	MIN
John Ross Roach	G	22	11	10	1	91	4.07	0	0	1340
Mike Mitchell	G	2	2	0	0	6	3.00	0	0	120

HOME ARENA

Arena Gardens (Capacity: 7,500)

PLAYOFF RESULT

Won Stanley Cup (See page 425 for more information)

UNIFORM



*From 1921-22 to 1926-27, sudden-death overtime was limited to 20 minutes.



John Ross Roach

GP	DATE	OPPONENT	RESULT
1	Dec 17	Montreal	5-2 W
2	Dec 21	@ Ottawa	5-4 W
3	Dec 24	Hamilton	2-4 L
4	Dec 28	@ Hamilton	4-3 W
5	Dec 31	@ Montreal	3-5 L
6	Jan 4	Ottawa	3-2 W
7	Jan 7	Hamilton	5-2 W
8	Jan 11	@ Ottawa	2-7 L
9	Jan 14	Ottawa	2-5 L
10	Jan 18	@ Hamilton	4-9 L
11	Jan 21	@ Montreal	5-3 W
12	Jan 25	Montreal	3-1 W
13	Jan 28	Ottawa	1-2 L
14	Feb 1	@ Hamilton	5-4 W
15	Feb 4	Montreal	3-1 W
16	Feb 8	@ Montreal	4-6 L
17	Feb 11	@ Ottawa	4-4 T*
18	Feb 15	Hamilton	6-4 W
19	Feb 18	@ Montreal	4-6 L
20	Feb 22	@ Hamilton	3-4 L
21	Feb 25	Ottawa	7-5 W
22	Mar 1	@ Ottawa	3-2 W
23	Mar 4	Hamilton	8-4 W
24	Mar 8	Montreal	7-8 L

(13-10-1 / 27 Points / 3rd in NHL)

GENERAL MANAGER: Charles Querrie

HEAD COACH: George O'Donoghue (2-3-0), Charles Querrie (11-7-1)

PLAYER	POS	GP	G	A	PTS	PIM
Babe Dye	R	22	26	11	37	19
Jack Adams	C	23	19	9	28	64
Reg Noble	C/D	24	12	11	23	47
Harry Cameron	D	22	9	7	16	27
Billy Stuart	D	23	7	3	10	16
Lloyd Andrews	L	23	5	4	9	10
Ken Randall	R/D	24	3	5	8	58
Corb Denny	C	1	1	0	1	0
Gerry Denoird	C	17	0	1	1	0
John Ross Roach	G	24	0	0	0	0
Ganton Scott	R	17	0	0	0	0
Rod Smylie	L/R	2	0	0	0	0

PLAYER	POS	GP	W	L	T/O	GA	GAA	SO	PIM	MIN
John Ross Roach	G	24	13	10	1	88	3.59	1	0	1469

HOME ARENA

Arena Gardens (Capacity: 7,500)

PLAYOFF RESULT

Out of Playoffs

UNIFORM



Did you Know...

The St. Patricks game on February 14, 1923 against the Ottawa Senators at Arena Gardens marked the first ever NHL radio broadcast. The third period was broadcast live on the Toronto Star's CFCA radio station. The play-by-play was called by Norman Albert, a colleague of legendary broadcaster Foster Hewitt. Hewitt's first broadcast was likely a game on February 16, 1923 between the Toronto Argonaut Rowing Club and the Kitchener Greenshirts at Arena Gardens. Albert is known to have broadcast only three games, all in 1923.



Foster Hewitt



1923-24 TORONTO ST. PATRICKS

(10-14-0 / 20 Points / 3rd in NHL)

GENERAL MANAGER: Charles Querrie

HEAD COACH: Charles Querrie

PLAYER	POS	GP	G	A	PTS	PIM
Babe Dye	R	19	16	3	19	23
Jack Adams	C	22	14	4	18	51
Reg Noble	C/D	24	12	5	17	79
Bert Corbeau	D	24	8	6	14	55
Billy Stuart	D	24	4	3	7	22
Amos Arbour	L	21	1	3	4	4
Lloyd Andrews	L	12	2	1	3	0
Stan Jackson	L	22	1	1	2	6
Albert Holway	D	5	1	0	1	0
George Carey	R	4	0	0	0	0
Howard Lockhart	G	1	0	0	0	0
Wilf Loughlin	D/L	14	0	0	0	2
John Ross Roach	G	23	0	0	0	0
Ganton Scott	R	4	0	0	0	0
Chris Speyer	D	3	0	0	0	0

PLAYER	POS	GP	W	L	T/O	GA	GAA	SO	PIM	MIN
John Ross Roach	G	23	10	13	0	80	3.48	1	0	1380
Howard Lockhart	G	1	0	1	0	5	5.00	0	0	60


HOME ARENA

Arena Gardens (Capacity: 7,500)

PLAYOFF RESULT

Out of Playoffs

UNIFORM



Cecil "Babe" Dye



1924-25 TORONTO ST. PATRICKS

(19-11-0 / 38 Points / 2nd in NHL)

GENERAL MANAGER: Charles Querrie

HEAD COACH: Eddie Powers

PLAYER	POS	GP	G	A	PTS	PIM
Babe Dye	R	29	38	8	46	41
Jack Adams	C	27	21	10	31	67
Hap Day	D	26	10	12	22	33
Bert McCaffrey	R/D	30	10	6	16	12
Bert Corbeau	D	30	4	6	10	74
Albert Holway	D	25	2	2	4	20
Mike Neville	C	13	1	2	3	4
Lloyd Andrews	L	7	1	0	1	0
Alvin Fisher	R	9	1	0	1	4
Reg Noble	C/D	3	1	0	1	8
Reg Reid	L	27	1	0	1	2
Rod Smylie	L/R	11	1	0	1	0
Billy Stuart	D	4	0	1	1	2
Charlie Cotch	L	5	0	0	0	0
Stan Jackson	L	3	0	0	0	7
John Ross Roach	G	30	0	0	0	0
Chris Speyer	D	2	0	0	0	0

PLAYER	POS	GP	W	L	T/O	GA	GAA	SO	PIM	MIN
John Ross Roach	G	30	19	11	0	84	2.80	1	0	1800

HOME ARENA

Arena Gardens (Capacity: 7,500)

PLAYOFF RESULT

Lost NHL Semi-Final

UNIFORM



GP	DATE	OPPONENT	RESULT
1	Dec 15	Montreal	2-1 W
2	Dec 19	@ Ottawa	2-5 L
3	Dec 22	Hamilton	5-2 W
4	Dec 26	@ Hamilton	2-1 W
5	Dec 29	@ Montreal	0-3 L
6	Jan 2	Ottawa	3-4 L
7	Jan 5	@ Ottawa	3-7 L
8	Jan 9	@ Hamilton	3-5 L
9	Jan 12	Montreal	5-3 W
10	Jan 16	Hamilton	3-1 W
11	Jan 19	@ Montreal	2-0 W
12	Jan 23	Ottawa	1-5 L
13	Jan 26	Montreal	2-1 W
14	Jan 30	@ Ottawa	2-7 L
15	Feb 2	Hamilton	2-4 L
16	Feb 6	@ Hamilton	4-6 L
17	Feb 9	@ Montreal	3-5 L
18	Feb 13	Ottawa	4-2 W
19	Feb 16	@ Ottawa	2-1 W
20	Feb 20	@ Hamilton	1-3 L
21	Feb 23	Hamilton	2-1 W
22	Feb 27	@ Montreal	1-6 L
23	Mar 1	Montreal	1-4 L
24	Mar 5	Ottawa	4-8 L

GP	DATE	OPPONENT	RESULT
1	Nov 29	@ Mtl. Canadiens	1-7 L
2	Dec 3	Boston	5-3 W
3	Dec 5	Hamilton	3-10 L
4	Dec 10	@ Ottawa	6-3 W
5	Dec 13	Mtl. Maroons	1-3 L
6	Dec 17	Mtl. Canadiens	2-5 L
7	Dec 22	@ Boston	10-1 W
8	Dec 25	@ Hamilton	1-8 L
9	Dec 27	Ottawa	3-4 L
10	Jan 1	@ Mtl. Maroons	2-1 W
11	Jan 3	@ Mtl. Canadiens	1-3 L
12	Jan 5	@ Boston	3-2 W
13	Jan 10	Hamilton	3-1 W
14	Jan 14	Ottawa	3-2 W
15	Jan 17	@ Mtl. Maroons	1-2 L
16	Jan 21	@ Mtl. Canadiens	4-2 W
17	Jan 24	Boston	4-3 W
18	Jan 28	@ Hamilton	0-4 L
19	Jan 31	@ Ottawa	2-1 W
20	Feb 4	Mtl. Maroons	3-2 W
21	Feb 7	Mtl. Canadiens	5-4 W
22	Feb 10	@ Boston	5-1 W
23	Feb 14	Hamilton	3-1 W
24	Feb 18	Ottawa	4-2 W
25	Feb 21	@ Mtl. Maroons	2-1 W
26	Feb 25	@ Mtl. Canadiens	3-1 W
27	Feb 28	Boston	5-1 W
28	Mar 4	@ Hamilton	2-3 L
29	Mar 7	@ Ottawa	0-3 L
30	Mar 9	Mtl. Maroons	3-0 W

(12-21-3 / 27 Points / 6th in NHL)

GENERAL MANAGER: Charles Querrie

HEAD COACH: Eddie Powers

PLAYER	POS	GP	G	A	PTS	PIM
Jack Adams	C	36	21	5	26	52
Babe Dye	R	31	18	5	23	26
Bert McCaffrey	R/D	36	14	7	21	42
Pete Bellefeuille	R	36	14	2	16	22
Hap Day	D	36	14	2	16	26
Bert Corbeau	D	36	5	5	10	121
Mike Neville	C	33	3	3	6	8
Norm Shay	D/R	22	3	1	4	18
Francis Cain	D	23	0	0	0	8
Albert Holway	D	12	0	0	0	0
Gerry Munro	D	4	0	0	0	0
Reg Reid	L	12	0	0	0	2
John Ross Roach	G	36	0	0	0	0
Rod Smylie	L/R	5	0	0	0	0
Gordon Spence	L	3	0	0	0	0

PLAYER	POS	GP	W	L	T/O	GA	GAA	SO	PIM	MIN
John Ross Roach	G	36	12	21	3	114	3.07	2	0	2231

HOME ARENA

Arena Gardens (Capacity: 7,500)

PLAYOFF RESULT

Out of Playoffs

UNIFORM



GP	DATE	OPPONENT	RESULT
1	Nov 28	Boston	2-3 L
2	Dec 1	@ Mtl. Maroons	2-4 L
3	Dec 5	NY Americans	5-3 W
4	Dec 9	@ Pit. Pirates	3-6 L
5	Dec 12	Mtl. Canadiens	4-0 W
6	Dec 19	Pit. Pirates	1-1 T
7	Dec 23	@ Ottawa	2-4 L
8	Dec 26	Mtl. Maroons	0-2 L
9	Dec 29	@ Boston	0-3 L
10	Dec 30	@ NY Americans	1-2 L (OT)
11	Jan 1	Ottawa	3-0 W
12	Jan 5	@ Mtl. Canadiens	4-5 L
13	Jan 9	Boston	3-2 W
14	Jan 12	@ Mtl. Maroons	2-5 L
15	Jan 15	NY Americans	4-3 W
16	Jan 21	@ Pit. Pirates	4-5 L
17	Jan 23	Mtl. Canadiens	6-2 W
18	Jan 26	@ Mtl. Canadiens	3-6 L
19	Jan 29	Pit. Pirates	3-2 W
20	Feb 2	@ Boston	2-3 L
21	Feb 3	@ NY Americans	1-1 T
22	Feb 6	Ottawa	4-1 W
23	Feb 9	Mtl. Maroons	3-5 L
24	Feb 11	@ Ottawa	1-2 L
25	Feb 13	Boston	4-7 L
26	Feb 16	@ NY Americans	3-2 W
27	Feb 18	@ Mtl. Maroons	2-5 L
28	Feb 20	Pit. Pirates	3-1 W
29	Feb 22	@ Boston	1-2 L (OT)
30	Feb 27	Mtl. Maroons	3-4 L
31	Mar 4	@ Pit. Pirates	2-7 L
32	Mar 6	NY Americans	4-2 W
33	Mar 11	Mtl. Canadiens	5-3 W
34	Mar 13	Ottawa	1-1 T
35	Mar 16	@ Mtl. Canadiens	1-6 L
36	Mar 17	@ Ottawa	0-4 L

(15-24-5 / 35 Points / 5th in Canadian Division)

GENERAL MANAGER: Charles Querrie (Nov. 17 - Feb. 10),

None (Feb. 12 - Mar. 26)

HEAD COACH: Charles Querrie (8-17-4), Mike Rodden (0-2-0), Alex Romeril (7-5-1)

CAPTAIN: Bert Corbeau

PLAYER	POS	GP	G	A	PTS	PIM
Ace Bailey	R	42	15	13	28	82
Bill Carson	C	40	16	6	22	41
Hap Day	D	44	11	5	16	50
Butch Keeling	L	30	11	2	13	29
Bert McCaffrey	R/D	43	5	5	10	43
Bill Brydage	D	41	6	3	9	76
Corb Denney	C	29	7	1	8	24
George Patterson	L/R	17	4	2	6	17
Bert Corbeau	D	41	1	2	3	88
Harold Halderson	D	25	1	2	3	36
Lloyd Gross	L	6	1	1	2	0
Leo Bourgeault	D	22	1	0	1	44
Danny Cox	L	14	0	1	1	4
Pete Bellefeuille	R	13	0	0	0	12
Al Pudas	L/R	4	0	0	0	0
John Ross Roach	G	44	0	0	0	0
Jesse Spring	D	2	0	0	0	0
Carl Voss	C	12	0	0	0	0

PLAYER	POS	GP	W	L	T/O	GA	GAA	SO	PIM	MIN
John Ross Roach	G	44	15	24	5	94	2.04	4	0	2764

HOME ARENA

Arena Gardens (Capacity: 7,500)

PLAYOFF RESULT

Out of Playoffs

UNIFORM

NOV. - FEB. 16



FEB. 17 - MAR.



*Team name changed from St. Patricks to Maple Leafs (February 14, 1927). First Maple Leafs game played February 17 vs. New York Americans.

GP	DATE	OPPONENT	RESULT
1	Nov 17	@ Chicago	1-4 L
2	Nov 20	NY Rangers	1-5 L
3	Nov 25	Ottawa	2-2 T
4	Nov 30	Pit. Pirates	6-0 W
5	Dec 2	@ Mtl. Canadiens	0-2 L
6	Dec 4	NY Americans	0-1 L
7	Dec 9	Chicago	5-2 W
8	Dec 11	@ Ottawa	1-2 L
9	Dec 14	@ Mtl. Maroons	0-3 L
10	Dec 18	Mtl. Canadiens	0-2 L
11	Dec 20	@ NY Americans	0-2 L
12	Dec 21	@ Boston	5-3 W
13	Dec 25	@ Pit. Pirates	2-3 L
14	Dec 30	Boston	4-1 W
15	Jan 1	Mtl. Maroons	0-3 L
16	Jan 4	@ Det. Cougars	2-1 W
17	Jan 8	NY Americans	3-1 W
18	Jan 11	@ Ottawa	1-4 L
19	Jan 13	@ NY Rangers	1-1 T
20	Jan 15	Det. Cougars	1-1 T
21	Jan 19	@ Chicago	3-4 L (OT)
22	Jan 22	@ Mtl. Canadiens	0-4 L
23	Jan 27	Mtl. Maroons	3-5 L
24	Jan 29	Chicago	6-1 W
25	Feb 1	@ Boston	0-1 L
26	Feb 3	@ NY Americans	0-0 T
27	Feb 5	Boston	1-0 W
28	Feb 8	@ Mtl. Maroons	0-3 L
29	Feb 10	NY Rangers	2-3 L
30	Feb 12	Ottawa	0-1 L
31	Feb 16	@ Det. Cougars	1-5 L
32	Feb 17	NY Americans	4-1 W*
33	Feb 19	Mtl. Maroons	1-2 L (OT)
34	Feb 22	@ NY Rangers	3-2 W (OT)
35	Feb 24	Mtl. Canadiens	2-3 L
36	Feb 26	@ Pit. Pirates	1-1 T
37	Mar 1	Pit. Pirates	4-1 W
38	Mar 5	Det. Cougars	4-2 W
39	Mar 10	@ Mtl. Canadiens	2-4 L
40	Mar 12	@ Mtl. Maroons	1-0 W
41	Mar 19	Ottawa	0-2 L
42	Mar 21	@ NY Americans	4-1 W
43	Mar 24	@ Ottawa	0-4 L
44	Mar 26	Mtl. Canadiens	2-1 W

Did you Know...

George Patterson (pictured) scored the first goal for the newly named 'Toronto Maple Leafs' on February 17, 1927 versus the New York Americans. Ace Bailey scored twice in the game, including the winning goal, as the Maple Leafs registered a 4-1 win.





1927-28

(18-18-8 / 44 Points / 4th in Canadian Division)

GENERAL MANAGER: Conn Smythe

HEAD COACH: Conn Smythe

CAPTAIN: Hap Day

PLAYER	POS	GP	G	A	PTS	PIM
Bill Carson	C	32	20	6	26	36
Hap Day	D	22	9	8	17	48
Butch Keeling	L	43	10	6	16	52
Danny Cox	L	41	9	6	15	27
Ace Bailey	R	43	9	3	12	72
Art Duncan	D	43	7	5	12	97
Gerry Lowrey	L	25	6	5	11	29
Eddie Rodden	C	25	3	6	9	36
Jimmy Herberts	C/R	31	7	1	8	40
Art Smith	D	15	5	3	8	22
Bert McCaffrey	R/D	9	1	1	2	9
Beattie Ramsay	D	43	0	2	2	10
George Patterson	L/R	12	1	0	1	14
Ed Gorman	D	19	0	1	1	30
Joe Ironstone	G	1	0	0	0	0
Joe Primeau	C	2	0	0	0	0
John Ross Roach	G	43	0	0	0	0

PLAYER	POS	GP	W	L	T/O	GA	GAA	SO	PIM	MIN
John Ross Roach	G	43	18	18	7	88	1.96	4	0	2690
Joe Ironstone	G	1	0	0	1	0	0.00	1	0	70

HOME ARENA

Arena Gardens (Capacity: 7,500)

PLAYOFF RESULT

Out of Playoffs

UNIFORMS



*In 1927-28, 10 minutes of sudden-death overtime was played in games that were tied after regulation.

Did you Know...



Prior to the 1927-28 season, the Maple Leafs, aside from changing its' colours from green and white to blue and white, introduced two sweaters to be worn during home and away games. The Leafs were the first NHL team to introduce this concept, while other clubs didn't have two sweaters until the early 1930's or later.

In Photos: Ace Bailey poses in the blue (left) and white (right) sweaters worn by the Maple Leafs in the late 1920's.



1928-29

(21-18-5 / 47 Points / 3rd in Canadian Division)

GENERAL MANAGER: Conn Smythe

HEAD COACH: Conn Smythe

CAPTAIN: Hap Day

PLAYER	POS	GP	G	A	PTS	PIM
Ace Bailey	R	44	22	10	32	78
Andy Blair	C	44	12	15	27	41
Danny Cox	L	42	12	7	19	14
Gerry Lowrey	L	32	3	11	14	24
Bill Carson	C	24	7	6	13	45
George Horne	R	39	9	3	12	32
Hap Day	D	44	6	6	12	84
Art Duncan	D	39	4	4	8	53
Eric Pettinger	L/C	25	3	3	6	24
Art Smith	D	43	5	0	5	91
Baldy Cotton	L	11	1	2	3	8
Jack Arbour	D	10	1	0	1	10
Joe Primeau	C	6	0	1	1	2
Lorne Chabot	G	43	0	0	0	2
Benny Grant	G	3	0	0	0	0
Alex Gray	R	7	0	0	0	2
Red Horner	C	22	0	0	0	30
Carl Voss	C	2	0	0	0	0

PLAYER	POS	GP	W	L	T/O	GA	GAA	SO	PIM	MIN
Lorne Chabot	G	44	20	17	5	65	1.52	10	2	2562
Benny Grant	G	5	1	1	0	4	1.54	0	0	156
Red Horner	D	1	0	0	0	0	0.00	0	30	2

HOME ARENA

Arena Gardens (Capacity: 7,500)

PLAYOFF RESULT

Lost Semi-Final

UNIFORMS



*From 1928-29 to 1942-43, 10 minute overtime periods without the sudden-death provision were played in games that were tied after regulation.

**Game played in Fort Erie, ON.



Conn Smythe



1929-30

(17-21-6 / 40 Points / 4th in Canadian Division)

GENERAL MANAGER: Conn Smythe

HEAD COACH: Conn Smythe

CAPTAIN: Hap Day

PLAYER	POS	GP	G	A	PTS	PIM
Ace Bailey	R	43	22	21	43	69
Baldy Cotton	L	41	21	17	38	47
Charlie Conacher	R	38	20	9	29	48
Joe Primeau	C	43	5	21	26	22
Andy Blair	C	42	11	10	21	27
Hap Day	D	43	7	14	21	77
Busher Jackson	L	31	12	6	18	29
Eric Pettinger	L/C	43	4	9	13	40
Art Duncan	D	38	4	5	9	49
Red Horner	D	33	2	7	9	96
Art Smith	D	43	3	3	6	75
Danny Cox	L	18	1	4	5	18
Gord Brydson	C/R	8	2	0	2	8
Frank Nighbor	C	22	2	0	2	2
Lorne Chabot	G	42	0	0	0	0
Benny Grant	G	2	0	0	0	0
Cliff McBride	R/D	1	0	0	0	0

PLAYER	POS	GP	W	L	T/O	GA	GAA	SO	PIM	MIN
Lorne Chabot	G	42	16	20	6	113	2.59	6	0	2620
Benny Grant	G	2	1	1	0	11	5.08	0	0	130

HOME ARENA

Arena Gardens (Capacity: 7,500)

PLAYOFF RESULT

Out of Playoffs

UNIFORMS

HOME



AWAY



1930-31

(22-13-9 / 53 Points / 2nd in Canadian Division)

GENERAL MANAGER: Conn Smythe

HEAD COACH: Conn Smythe (1-0-1), Art Duncan (21-13-8)

CAPTAIN: Hap Day

PLAYER	POS	GP	G	A	PTS	PIM
Charlie Conacher	R	37	31	12	43	78
Ace Bailey	R	40	23	19	42	46
Joe Primeau	C	38	9	32	41	18
Busher Jackson	L	43	18	13	31	81
Baldy Cotton	L	43	12	17	29	45
King Clancy	D	44	7	14	21	63
Andy Blair	C	44	11	8	19	32
Hap Day	D	44	1	13	14	56
Red Horner	D	42	1	11	12	71
Bob Gracie	C/L	8	4	2	6	4
Rolly Huard	C	1	1	0	1	0
Alex Levinsky	D	8	0	1	1	2
Lorne Chabot	G	37	0	0	0	0
Art Duncan	D	2	0	0	0	0
Babe Dye	R	6	0	0	0	0
Benny Grant	G	7	0	0	0	0
Herb Hamel	R	2	0	0	0	4
Roger Jenkins	R/D	21	0	0	0	12

PLAYER	POS	GP	W	L	T/O	GA	GAA	SO	PIM	MIN
Lorne Chabot	G	37	21	8	8	80	2.09	6	0	2300
Benny Grant	G	7	1	5	1	19	2.65	2	0	430

HOME ARENA

Arena Gardens (Capacity: 7,500)

PLAYOFF RESULT

Lost Quarter-Final

UNIFORMS

HOME



AWAY



The Kid Line: Charlie Conacher, Joe Primeau & Harvey "Busher" Jackson



1931-32



(23-18-7 / 53 Points / 2nd in Canadian Division)

GENERAL MANAGER: Conn Smythe**HEAD COACH:** Art Duncan (0-3-2), Dick Irvin (23-15-5)**CAPTAIN:** Hap Day

PLAYER	POS	GP	G	A	PTS	PIM
Busher Jackson	L	48	28	25	53	63
Joe Primeau	C	46	13	37	50	25
Charlie Conacher	R	44	34	14	48	66
Andy Blair	C	48	9	14	23	35
Bob Gracie	C/L	48	13	8	21	29
Frank Finnigan	R	47	8	13	21	45
King Clancy	D	48	10	9	19	61
Baldy Cottton	L	48	5	13	18	41
Red Horner	D	42	7	9	16	97
Hap Day	D	47	7	8	15	33
Harold Darragh	L	48	5	10	15	6
Ace Bailey	R	41	8	5	13	62
Alex Levinsky	D	47	5	5	10	29
Earl Miller	L	15	3	3	6	10
Lorne Chabot	G	44	0	0	0	2
Benny Grant	G	5	0	0	0	0
Syd Howe	C/L	3	0	0	0	0
Fred Robertson	D	8	0	0	0	23

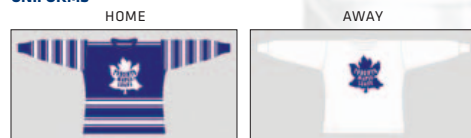
PLAYER	POS	GP	W	L	T/O	GA	GAA	SO	PIM	MIN
Lorne Chabot	G	44	22	16	6	106	2.36	4	2	2698
Benny Grant	G	5	1	2	1	18	3.38	1	0	320
King Clancy	D	1	0	0	0	1	60.00	0	61	1
Red Horner	D	1	0	0	0	1	60.00	0	97	1
Alex Levinsky	D	1	0	0	0	1	60.00	0	29	1

HOME ARENA

Maple Leaf Gardens (Capacity: 12,473)

PLAYOFF RESULT

Won Stanley Cup (See page 426 for more information)

UNIFORMS

*First game at Maple Leaf Gardens. (Opening night attendance: 13,542)



Opening night ceremonies at Maple Leaf Gardens.



1932-33

(24-18-6 / 54 Points / 1st in Canadian Division)

GENERAL MANAGER: Conn Smythe**HEAD COACH:** Dick Irvin**CAPTAIN:** Hap Day

PLAYER	POS	GP	G	A	PTS	PIM
Busher Jackson	L	48	27	17	44	43
Charlie Conacher	R	40	14	19	33	64
Joe Primeau	C	48	11	21	32	4
King Clancy	D	48	13	12	25	79
Bob Gracie	C/L	48	9	13	22	27
Baldy Cottton	L	48	10	11	21	29
Hap Day	D	47	6	14	20	46
Ace Bailey	R	47	10	8	18	52
Ken Doraty	F	38	5	11	16	16
Andy Blair	C	43	6	9	15	38
Bill Thoms	C	29	3	9	12	15
Red Horner	D	48	3	8	11	144
Alex Levinsky	D	48	1	4	5	61
Harold Darragh	L	19	1	2	3	0
Charlie Sands	C/R	3	0	3	3	0
Stew Adams	L	8	0	2	2	0
Dave Downie	C/R	11	0	1	1	2
Lorne Chabot	G	48	0	0	0	4

PLAYER	POS	GP	W	L	T/O	GA	GAA	SO	PIM	MIN
Lorne Chabot	G	48	24	18	6	111	2.26	5	4	2946
Charlie Conacher	R	2	0	0	0	0	0.00	0	64	4

HOME ARENA

Maple Leaf Gardens (Capacity: 12,473)

PLAYOFF RESULT

Lost Final

UNIFORMS

GP	DATE	OPPONENT	RESULT
1	Nov 10	Boston	1-1 T
2	Nov 12	NY Rangers	4-2 W
3	Nov 17	@ Chicago	1-3 L
4	Nov 20	@ NY Rangers	0-7 L
5	Nov 24	Mtl. Canadiens	2-0 W
6	Nov 26	Mtl. Maroons	3-2 W
7	Nov 27	@ Detroit	2-1 W
8	Dec 3	Ottawa	4-1 W
9	Dec 8	@ Mtl. Maroons	0-1 L
10	Dec 10	NY Americans	2-2 T
11	Dec 13	@ Boston	1-5 L
12	Dec 15	Ottawa	4-1 W
13	Dec 17	Detroit	3-0 W
14	Dec 20	@ Mtl. Canadiens	2-1 W
15	Dec 22	@ NY Americans	0-1 L
16	Dec 24	Chicago	1-2 L
17	Dec 27	@ Chicago	4-3 W
18	Dec 29	Mtl. Maroons	1-0 W
19	Jan 1	@ Detroit	2-2 T
20	Jan 3	@ NY Rangers	2-4 L
21	Jan 5	@ Mtl. Maroons	2-2 T
22	Jan 7	Detroit	1-6 L
23	Jan 10	NY Rangers	3-2 W
24	Jan 14	@ Ottawa	5-3 W (OT)
25	Jan 17	@ NY Americans	1-3 L
26	Jan 19	Boston	3-0 W
27	Jan 24	@ Ottawa	4-2 W
28	Jan 26	@ Boston	2-4 L
29	Jan 28	Mtl. Canadiens	4-2 W
30	Jan 31	NY Americans	7-1 W
31	Feb 4	Chicago	2-2 T
32	Feb 7	@ Mtl. Canadiens	0-2 L
33	Feb 11	NY Rangers	2-1 W
34	Feb 14	@ Boston	2-7 L
35	Feb 16	@ NY Rangers	5-2 W
36	Feb 18	Detroit	4-1 W
37	Feb 23	@ Ottawa	3-0 W
38	Feb 25	NY Americans	5-1 W
39	Feb 28	Mtl. Canadiens	1-2 L
40	Mar 2	@ Mtl. Canadiens	3-4 L
41	Mar 4	Mtl. Maroons	4-2 W
42	Mar 5	@ Chicago	2-1 W
43	Mar 7	@ Mtl. Maroons	2-7 L
44	Mar 11	Boston	2-6 L
45	Mar 16	@ Detroit	0-1 L
46	Mar 18	Ottawa	6-2 W
47	Mar 21	@ NY Americans	3-4 L
48	Mar 23	Chicago	2-2 T

Did you Know...

In the early 1930's, Maple Leaf Gardens became the first NHL arena to utilize a four-sided clock so that it was visible to patrons on all sides of the building. The score clock (pictured) weighed three and a half tons. Maple Leafs Gardens used three different score clocks during the Maple Leafs tenancy from 1931 to 1999.





1933-34

(26-13-9 / 61 Points / 1st in Canadian Division)

GENERAL MANAGER: Conn Smythe

HEAD COACH: Dick Irvin

CAPTAIN: Hap Day

PLAYER	POS	GP	G	A	PTS	PIM
Charlie Conacher	R	42	32	20	52	38
Joe Primeau	C	45	14	32	46	8
Busher Jackson	L	38	20	18	38	38
King Clancy	D	46	11	17	28	62
Bill Thoms	C	47	8	18	26	24
Andy Blair	C	47	14	9	23	35
Hec Kilrea	L	43	10	13	23	15
Baldy Cotton	L	47	8	14	22	46
Red Horner	D	40	11	10	21	146
Buzz Boll	L	42	12	8	20	21
Hap Day	D	48	9	10	19	35
Ken Doraty	F	34	9	10	19	6
Charlie Sands	C/R	45	8	8	16	2
Alex Levinsky	D	47	5	11	16	38
Ace Bailey	R	13	2	3	5	11
Jack Shill	C	7	0	1	1	0
George Hainsworth	G	48	0	0	0	0
Flash Hollett	D	4	0	0	0	4
Fred Robertson	D	2	0	0	0	0

PLAYER	POS	GP	W	L	T/O	GA	GAA	SO	PIM	MIN
George Hainsworth	G	48	26	13	9	119	2.37	3	0	3010

HOME ARENA

Maple Leaf Gardens (Capacity: 12,473)

PLAYOFF RESULT

Lost Semi-Final

UNIFORMS

HOME



AWAY



Did you Know...



On February 14, 1934, the Maple Leafs retired Ace Bailey's #6 prior to an All-Star game held in his honour at Maple Leaf Gardens. Bailey's career came to an abrupt end on December 12, 1933, when he was hit from behind by Eddie Shore of the Boston Bruins. It is believed that the retiring of Bailey's number was the first such time that a player's number was retired in any professional or collegiate team sport in North America. The All-Star benefit game raised \$20,909.40 for Bailey and his family. Thirteen years later, the NHL introduced an annual all-star game.



1934-35

(30-14-4 / 64 Points / 1st in Canadian Division)

GENERAL MANAGER: Conn Smythe

HEAD COACH: Dick Irvin

CAPTAIN: Hap Day

PLAYER	POS	GP	G	A	PTS	PIM
Charlie Conacher	R	47	36	21	57	24
Busher Jackson	L	42	22	22	44	27
Joe Primeau	C	37	10	20	30	16
Flash Hollett	D	48	10	16	26	38
Baldy Cotton	L	47	11	14	25	36
Hec Kilrea	L	46	11	13	24	16
Bill Thoms	C	47	9	13	22	15
King Clancy	D	47	5	16	21	53
Andy Blair	C	45	6	14	20	22
Pep Kelly	R	47	11	8	19	14
Buzz Boll	L	47	14	4	18	4
Red Horner	D	46	4	8	12	125
Hap Day	D	45	2	4	6	38
Ken Doraty	F	11	1	4	5	0
Nick Metz	L	18	2	2	4	4
Art Jackson	C	20	1	3	4	4
Frank Finnigan	R	11	2	0	2	2
Bob Davidson	L	5	0	0	0	6
George Hainsworth	G	48	0	0	0	0

PLAYER	POS	GP	W	L	T/O	GA	GAA	SO	PIM	MIN
George Hainsworth	G	48	30	14	4	111	2.25	8	0	2957
Charlie Conacher	R	1	0	0	0	0	0.00	0	24	3

HOME ARENA

Maple Leaf Gardens (Capacity: 12,473)

PLAYOFF RESULT

Lost Final

UNIFORMS

HOME



AWAY



Did you Know...

On November 20, 1934, Busher Jackson (pictured) scored four goals in the third period of a 5-2 win over the St. Louis Eagles, setting an NHL record that has never been broken. Eleven players have since tied Jackson's record of four goals in a period, with Mario Lemieux being the last to do so on January 26, 1997 against Montreal.





1935-36

(23-19-6 / 52 Points / 2nd in Canadian Division)

GENERAL MANAGER: Conn Smythe

HEAD COACH: Dick Irvin

CAPTAIN: Hap Day

PLAYER	POS	GP	G	A	PTS	PIM
Charlie Conacher	R	44	23	15	38	74
Bill Thoms	C	48	23	15	38	29
Buzz Boll	L	44	15	13	28	14
Busher Jackson	L	47	11	11	22	19
Nick Metz	L	38	14	6	20	14
Art Jackson	C	48	5	15	20	14
Pep Kelly	R	42	11	8	19	24
Joe Primeau	C	45	4	13	17	10
King Clancy	D	47	5	10	15	61
Hap Day	D	44	1	13	14	41
Red Horner	D	43	2	9	11	167
Andy Blair	C	45	5	4	9	60
Bob Davidson	L	35	4	4	8	32
Frank Finnigan	R	48	2	6	8	10
Flash Hollett	D	11	1	4	5	8
Jack Markle	R	8	0	1	1	0
Jack Shill	C	3	0	1	1	0
Mickey Blake	L/D	1	0	0	0	2
George Hainsworth	G	48	0	0	0	0
Reg Hamilton	D	7	0	0	0	0

PLAYER	POS	GP	W	L	T/O	GA	GAA	SO	PIM	MIN
George Hainsworth	G	48	23	19	6	106	2.12	8	0	3000

HOME ARENA

Maple Leaf Gardens (Capacity: 12,473)

PLAYOFF RESULT

Lost Final

UNIFORMS

HOME



AWAY



Frank "King" Clancy



1936-37

(22-21-5 / 49 Points / 3rd in Canadian Division)

GENERAL MANAGER: Conn Smythe

HEAD COACH: Dick Irvin

CAPTAIN: Hap Day

PLAYER	POS	GP	G	A	PTS	PIM
Syl Apps	C	48	16	29	45	10
Busher Jackson	L	46	21	19	40	12
Gordie Drillon	R	41	16	17	33	2
Nick Metz	L	48	9	11	20	19
Bill Thoms	C	48	10	9	19	14
Jimmy Fowler	D	48	7	11	18	22
Bob Davidson	L	46	8	7	15	43
Red Horner	D	48	3	9	12	124
Reg Hamilton	D	39	3	7	10	32
Buzz Boll	L	25	6	3	9	12
Frank Finnigan	R	48	2	7	9	4
Jack Shill	C	32	4	4	8	26
Charlie Conacher	R	15	3	5	8	13
Hap Day	D	48	3	4	7	20
Bill Kendall	R	15	2	4	6	4
Art Jackson	C	14	2	0	2	2
Pep Kelly	R	16	2	0	2	8
King Clancy	D	6	1	0	1	4
James Jarvis	L	24	1	0	1	0
Turk Broda	G	45	0	0	0	0
George Hainsworth	G	3	0	0	0	0
Jack Howard	D	2	0	0	0	0
George Parsons	L	5	0	0	0	0

PLAYER	POS	GP	W	L	T/O	GA	GAA	SO	PIM	MIN
Turk Broda	G	45	22	19	4	106	2.30	3	0	2770
George Hainsworth	G	3	0	2	1	9	2.84	0	0	190

HOME ARENA

Maple Leaf Gardens (Capacity: 12,473)

PLAYOFF RESULT

Lost Quarter-Final

UNIFORMS

HOME



AWAY



GP	DATE	OPPONENT	RESULT
1	Nov 5	Detroit	1-3 L
2	Nov 7	NY Americans	2-3 L
3	Nov 14	Chicago	6-2 W
4	Nov 15	@ Chicago	1-1 T
5	Nov 21	Boston	3-4 L
6	Nov 22	@ Detroit	2-4 L
7	Nov 24	@ NY Rangers	1-5 L
8	Nov 26	@ Mtl. Canadiens	4-2 W
9	Nov 28	Mtl. Canadiens	4-2 W
10	Dec 1	@ Mtl. Maroons	2-1 W
11	Dec 5	Mtl. Maroons	1-3 L
12	Dec 12	NY Rangers	3-5 L (OT)
13	Dec 17	@ NY Americans	5-1 W
14	Dec 19	NY Americans	3-1 W
15	Dec 22	@ Boston	4-2 W
16	Dec 26	Boston	1-2 L
17	Dec 31	@ Mtl. Maroons	1-3 L (OT)
18	Jan 2	Mtl. Maroons	0-0 T
19	Jan 3	@ Detroit	2-4 L
20	Jan 7	@ Mtl. Canadiens	1-4 L
21	Jan 9	Mtl. Canadiens	2-1 W
22	Jan 10	@ Chicago	1-2 L
23	Jan 16	Chicago	3-2 W (OT)
24	Jan 19	@ Boston	6-2 W
25	Jan 21	@ NY Americans	3-6 L
26	Jan 23	NY Rangers	4-0 W
27	Jan 24	@ NY Rangers	2-4 L
28	Jan 26	Mtl. Canadiens	1-3 L
29	Jan 30	Mtl. Maroons	7-4 W
30	Feb 2	@ Mtl. Maroons	1-3 L
31	Feb 4	@ NY Americans	2-1 W
32	Feb 6	NY Americans	5-0 W
33	Feb 9	NY Rangers	1-5 L
34	Feb 13	Boston	0-3 L
35	Feb 14	@ Detroit	3-3 T
36	Feb 18	Detroit	3-1 W
37	Feb 20	NY Americans	4-3 W
38	Feb 21	@ NY Americans	1-3 L
39	Feb 23	@ NY Rangers	1-2 L
40	Feb 25	@ Mtl. Canadiens	3-1 W
41	Feb 27	Mtl. Maroons	3-2 W
42	Mar 6	Mtl. Canadiens	3-1 W (OT)
43	Mar 7	@ Chicago	2-2 T
44	Mar 11	@ Mtl. Maroons	2-3 L
45	Mar 13	Chicago	3-2 W
46	Mar 16	@ Boston	1-1 T
47	Mar 18	@ Montreal	2-1 W
48	Mar 20	Detroit	3-2 W



1937-38

(24-15-9 / 57 Points / 1st in Canadian Division)

GENERAL MANAGER: Conn Smythe

HEAD COACH: Dick Irvin

CAPTAIN: Charlie Conacher

PLAYER	POS	GP	G	A	PTS	PIM
Gordie Drillon	R	48	26	26	52	4
Syl Apps	C	47	21	29	50	9
Bill Thoms	C	48	14	24	38	14
Busher Jackson	L	48	17	17	34	18
Buzz Boll	L	44	14	11	25	18
Red Horner	D	47	4	20	24	82
Nick Metz	L	48	15	7	22	12
Jimmy Fowler	D	48	10	12	22	8
Bob Davidson	L	48	3	17	20	52
Pep Kelly	R	43	9	10	19	25
Charlie Conacher	R	19	7	9	16	6
Murph Chamberlain	L	43	4	12	16	51
George Parsons	L	30	5	6	11	6
Reg Hamilton	D	45	1	4	5	43
Bingo Kampman	D	32	1	2	3	56
Murray Armstrong	C	9	0	0	0	0
Turk Broda	G	48	0	0	0	0
Chuck Corrigan	R	3	0	0	0	0

PLAYER	POS	GP	W	L	T/O	GA	GAA	SO	PIM	MIN
Turk Broda	G	48	24	15	9	127	2.56	6	0	2980

HOME ARENA

Maple Leaf Gardens (Capacity: 12,473)

PLAYOFF RESULT

Lost Final

UNIFORMS

HOME

AWAY



Conn Smythe & Gordie Drillon



1938-39

(19-20-9 / 47 Points / 3rd in NHL)

GENERAL MANAGER: Conn Smythe

HEAD COACH: Dick Irvin

CAPTAIN: Red Horner

PLAYER	POS	GP	G	A	PTS	PIM
Syl Apps	C	44	15	25	40	4
Gordie Drillon	R	40	18	16	34	15
Busher Jackson	L	41	10	17	27	12
Murph Chamberlain	L	48	10	16	26	32
Doc Romnes	L/C	36	7	16	23	0
Pep Kelly	R	48	11	11	22	12
Nick Metz	L	47	11	10	21	15
Gus Marker	R	29	9	6	15	11
George Parsons	L	43	7	7	14	14
Bob Davidson	L	47	4	10	14	29
Red Horner	D	48	4	10	14	85
Bingo Kampman	D	41	2	8	10	52
Jimmy Fowler	D	39	1	6	7	9
Reg Hamilton	D	48	0	7	7	54
Bucko McDonald	D	33	3	3	6	20
Bill Thoms	C	12	1	4	5	4
Jack Church	D	3	0	2	2	2
Pete Langelle	C	2	1	0	1	0
Murray Armstrong	C	3	0	1	1	0
Buzz Boll	L	11	0	0	0	0
Turk Broda	G	48	0	0	0	0
Red Heron	C	6	0	0	0	0
Norm Mann	R/C	16	0	0	0	2

PLAYER	POS	GP	W	L	T/O	GA	GAA	SO	PIM	MIN
Turk Broda	G	48	19	20	9	107	2.15	8	0	2990

HOME ARENA

Maple Leaf Gardens (Capacity: 12,473)

PLAYOFF RESULT

Lost Final

UNIFORMS

HOME

AWAY



GP DATE OPPONENT RESULT

1	Nov 3	Boston	2-3 L
2	Nov 5	Chicago	0-2 L
3	Nov 10	@ Montreal	2-0 W
4	Nov 12	Montreal	4-1 W
5	Nov 15	@ Boston	1-1 T
6	Nov 17	@ NY Americans	1-0 W
7	Nov 19	NY Americans	1-2 L (OT)
8	Nov 20	@ Chicago	1-1 T
9	Nov 24	@ NY Rangers	2-6 L
10	Nov 26	Detroit	5-0 W
11	Dec 3	Montreal	1-3 L
12	Dec 4	@ Detroit	0-1 L
13	Dec 10	Chicago	4-1 W
14	Dec 15	@ Chicago	4-4 T
15	Dec 17	NY Rangers	2-3 L
16	Dec 24	Detroit	2-0 W
17	Dec 26	@ NY Rangers	2-0 W
18	Dec 27	@ Boston	2-8 L
19	Dec 31	NY Americans	2-3 L
20	Jan 1	@ NY Americans	1-5 L
21	Jan 3	Montreal	2-2 T
22	Jan 7	Boston	2-0 W
23	Jan 8	@ Chicago	0-1 L
24	Jan 12	@ Montreal	9-4 W
25	Jan 14	Chicago	3-1 W
26	Jan 15	@ Detroit	0-1 L
27	Jan 17	@ Boston	1-2 L
28	Jan 21	NY Americans	7-2 W
29	Jan 24	@ NY Americans	1-4 L
30	Jan 28	Detroit	6-0 W
31	Jan 29	@ Detroit	2-2 T
32	Feb 2	Boston	1-2 L
33	Feb 4	NY Rangers	2-4 L
34	Feb 5	@ NY Rangers	5-5 T
35	Feb 7	@ Boston	0-2 L
36	Feb 11	Montreal	3-3 T
37	Feb 12	@ Montreal	4-3 W
38	Feb 18	NY Rangers	2-1 W
39	Feb 19	@ Chicago	4-3 W (OT)
40	Feb 25	Boston	1-0 W
41	Feb 26	@ Detroit	1-5 L
42	Feb 28	@ NY Americans	1-1 T
43	Mar 2	@ Montreal	1-3 L
44	Mar 4	Chicago	1-1 T
45	Mar 11	Detroit	5-1 W
46	Mar 14	NY Americans	7-3 W
47	Mar 18	NY Rangers	2-1 W
48	Mar 19	@ NY Rangers	2-6 L



1939-40

(25-17-6 / 56 Points / 3rd in NHL)

GENERAL MANAGER: Conn Smythe

HEAD COACH: Dick Irvin

CAPTAIN: Red Horner

PLAYER	POS	GP	G	A	PTS	PIM
Gordie Drillon	R	43	21	19	40	13
Syl Apps	C	27	13	17	30	5
Sweeney Schriner	L	39	11	15	26	10
Bob Davidson	L	48	8	18	26	56
Red Heron	C	42	11	12	23	12
Murph Chamberlain	L	40	5	17	22	63
Pete Langelle	C	39	7	14	21	2
Pep Kelly	R	34	11	9	20	15
Gus Marker	R	42	10	9	19	15
Bingo Kampman	D	39	6	9	15	59
Lex Chisholm	C/R	28	6	8	14	11
Nick Metz	L	31	6	5	11	2
Hank Goldup	L	21	6	4	10	2
Billy Taylor	C	29	4	6	10	9
Red Horner	D	31	1	9	10	87
Wally Stanowski	D	27	2	7	9	11
Bucko McDonald	D	34	2	5	7	13
Jack Church	D	31	1	4	5	62
Reg Hamilton	D	23	2	2	4	23
Don Metz	R	10	1	1	2	4
Turk Broda	G	47	0	0	0	0
Phil Stein	G	1	0	0	0	0

PLAYER	POS	GP	W	L	T/O	GA	GAA	SO	PIM	MIN
Turk Broda	G	47	25	17	5	108	2.23	4	0	2900
Phil Stein	G	1	0	0	1	2	1.71	0	0	70

HOME ARENA

Maple Leaf Gardens (Capacity: 12,473)

PLAYOFF RESULT

Lost Final

UNIFORMS

HOME



AWAY



1940-41

(28-14-6 / 62 Points / 2nd in NHL)

GENERAL MANAGER: Conn Smythe

HEAD COACH: Hap Day

CAPTAIN: Syl Apps

PLAYER	POS	GP	G	A	PTS	PIM
Gordie Drillon	R	42	23	21	44	2
Syl Apps	C	41	20	24	44	6
Sweeney Schriner	L	48	24	14	38	6
Nick Metz	L	47	14	21	35	10
Billy Taylor	C	47	9	26	35	15
Wally Stanowski	D	47	7	14	21	35
Pete Langelle	C	47	4	15	19	0
Bucko McDonald	D	31	6	11	17	12
Hank Goldup	L	26	10	5	15	9
Reg Hamilton	D	45	3	12	15	59
Red Heron	C	35	9	5	14	12
Don Metz	R	31	4	10	14	6
Gus Marker	R	27	4	5	9	10
Bob Davidson	L	37	3	6	9	39
Bingo Kampman	D	39	1	4	5	53
Lex Chisholm	C/R	26	4	0	4	8
Norm Mann	R/C	15	0	3	3	2
Jack Church	D	11	0	1	1	22
Turk Broda	G	48	0	0	0	0

PLAYER	POS	GP	W	L	T/O	GA	GAA	SO	PIM	MIN
Turk Broda	G	48	28	14	6	99	2.00	5	0	2970

HOME ARENA

Maple Leaf Gardens (Capacity: 12,627)

PLAYOFF RESULT

Lost Semi-Final

UNIFORMS

HOME



AWAY



GP	DATE	OPPONENT	RESULT
1	Nov 2	NY Rangers	1-4 L
2	Nov 9	Detroit	3-0 W
3	Nov 14	@ Montreal	6-2 W
4	Nov 16	Montreal	4-2 W
5	Nov 17	@ Boston	4-1 W
6	Nov 21	@ NY Americans	2-1 W (OT)
7	Nov 23	Chicago	0-1 L
8	Nov 24	@ Chicago	4-2 W
9	Nov 26	@ NY Rangers	4-2 W
10	Nov 30	NY Americans	6-1 W
11	Dec 1	@ Detroit	3-1 W
12	Dec 7	Boston	3-2 W
13	Dec 12	Montreal	4-3 W
14	Dec 14	Chicago	2-1 W
15	Dec 15	@ Chicago	4-1 W
16	Dec 17	@ Boston	2-5 L
17	Dec 21	NY Americans	2-2 T
18	Dec 22	@ NY Americans	1-2 L
19	Dec 25	@ Detroit	2-3 L
20	Dec 28	NY Rangers	3-2 W
21	Dec 29	@ NY Rangers	2-3 L
22	Jan 4	Detroit	1-3 L
23	Jan 7	@ Montreal	4-3 W (OT)
24	Jan 9	NY Rangers	3-2 W (OT)
25	Jan 11	NY Americans	9-0 W
26	Jan 18	Boston	0-1 L
27	Jan 19	@ NY Americans	3-3 T
28	Jan 23	@ Montreal	3-2 W
29	Jan 25	Montreal	2-2 T
30	Jan 26	@ Detroit	2-0 W
31	Jan 30	Detroit	2-1 W
32	Feb 1	Chicago	3-1 W
33	Feb 2	@ Chicago	1-4 L
34	Feb 8	Boston	2-3 L
35	Feb 15	NY Rangers	4-3 W
36	Feb 16	@ NY Rangers	4-1 W
37	Feb 18	@ Boston	2-2 T
38	Feb 20	Montreal	2-1 W
39	Feb 22	Detroit	6-2 W
40	Feb 23	@ Detroit	0-3 L
41	Feb 25	@ NY Americans	4-4 T
42	Mar 1	Boston	0-0 T
43	Mar 6	@ Montreal	3-4 L
44	Mar 8	NY Americans	6-1 W
45	Mar 9	@ NY Rangers	5-8 L
46	Mar 11	@ Boston	2-3 L
47	Mar 15	Chicago	7-1 W
48	Mar 16	@ Chicago	3-0 W



Clarence "Hap" Day & Walter "Turk" Broda



1941-42



(27-18-3 / 57 Points / 2nd in NHL)

GENERAL MANAGER: Conn Smythe

HEAD COACH: Hap Day

CAPTAIN: Syl Apps

PLAYER	POS	GP	G	A	PTS	PIM
Gordie Drillon	R	48	23	18	41	6
Syl Apps	C	38	18	23	41	0
Billy Taylor	C	48	12	26	38	20
Sweeney Schriener	L	47	20	16	36	21
Lorne Carr	R	47	16	17	33	4
Pete Langelie	C	48	10	22	32	9
Hank Goldup	L	44	12	18	30	13
Bob Davidson	L	37	6	20	26	39
John McCreedy	R	47	15	8	23	14
Bucko McDonald	D	48	2	19	21	24
Nick Metz	L	30	11	9	20	20
Bob Goldham	D	19	4	7	11	25
Bingo Kampman	D	38	4	7	11	67
Wally Stanowski	D	24	1	7	8	10
Don Metz	R	25	2	3	5	8
Ernie Dickens	D	10	2	2	4	6
Reg Hamilton	D	22	0	4	4	27
Jack Church	D	27	0	3	3	30
Turk Broda	G	48	0	0	0	0

PLAYER	POS	GP	W	L	T/O	GA	GAA	SO	PIM	MIN
Turk Broda	G	48	27	18	3	136	2.76	6	0	2960

HOME ARENA

Maple Leaf Gardens (Capacity: 12,627)

PLAYOFF RESULT

Won Stanley Cup (See page 427 for more information)

UNIFORMS


HOME



AWAY



Did you Know...



Syl Apps with the Stanley Cup on April 18, 1942.

In 1942, The Maple Leafs became the first team in NHL history to come back from a 3-0 deficit and win a best-of-seven series. Toronto lost the first-three games of the Stanley Cup Final to the Detroit Red Wings, but rebounded with four-straight wins. Only two other teams have accomplished this feat since; the New York Islanders over the Pittsburgh Penguins in the Quarter-Final in 1975, and the Philadelphia Flyers over the Boston Bruins in the Conference Semi-Final in 2010. The Maple Leafs remain the sole team to do so in the Stanley Cup Final.



1942-43

(22-19-9 / 53 Points / 3rd in NHL)

GENERAL MANAGER: Conn Smythe

HEAD COACH: Hap Day

CAPTAIN: Syl Apps

PLAYER	POS	GP	G	A	PTS	PIM
Lorne Carr	R	50	27	33	60	15
Billy Taylor	C	50	18	42	60	2
Gaye Stewart	L	48	24	23	47	20
Mel Hill	R	49	17	27	44	47
Syl Apps	C	29	23	17	40	2
Babe Pratt	D	40	12	25	37	44
Sweeney Schriener	L	37	19	17	36	13
Bob Davidson	L	50	13	23	36	20
Bud Poile	R	48	16	19	35	24
Reg Hamilton	D	48	4	17	21	68
Jack McLean	C/R	27	9	8	17	33
Jack Forsey	R	19	7	9	16	10
Bucko McDonald	D	40	2	11	13	39
Bobby Copp	D	38	3	9	12	24
Hank Goldup	L	8	1	7	8	4
Jack Hamilton	C	13	1	6	7	4
Shep Mayer	R	12	1	2	3	4
George Boothman	C/D	9	1	1	2	4
Rhys Thomson	D	18	0	2	2	22
Ab DeMarco	C	4	0	1	1	0
Jack Ingoldsby	R/D	8	0	1	1	0
Ted Kennedy	C	2	0	1	1	0
Turk Broda	G	50	0	0	0	0
Buck Jones	D	16	0	0	0	22

PLAYER	POS	GP	W	L	T/O	GA	GAA	SO	PIM	MIN
Turk Broda	G	50	22	19	9	159	3.18	1	0	3000

HOME ARENA

Maple Leaf Gardens (Capacity: 12,627)

PLAYOFF RESULT

Lost Semi-Final

UNIFORM

HOME



AWAY



GP	DATE	OPPONENT	RESULT
1	Oct 31	NY Rangers	7-2 W
2	Nov 7	Detroit	5-2 W
3	Nov 12	Boston	3-1 W
4	Nov 14	Chicago	3-4 L
5	Nov 15	@ Chicago	4-5 L
6	Nov 19	@ NY Rangers	7-3 W
7	Nov 21	Montreal	8-0 W*
8	Nov 22	@ Boston	6-7 L
9	Nov 26	@ Detroit	1-2 L
10	Nov 28	NY Rangers	8-6 W
11	Nov 29	@ Chicago	2-3 L
12	Dec 3	@ Montreal	2-4 L
13	Dec 5	Montreal	9-1 W
14	Dec 6	@ Detroit	2-2 T
15	Dec 10	Chicago	7-2 W
16	Dec 12	Detroit	5-4 W
17	Dec 13	@ Chicago	2-5 L
18	Dec 17	@ Montreal	8-1 W
19	Dec 19	Boston	3-3 T
20	Dec 20	@ NY Rangers	8-2 W
21	Dec 22	@ Boston	4-4 T
22	Dec 26	Boston	7-2 W
23	Dec 27	@ NY Rangers	1-3 L
24	Jan 2	Montreal	6-3 W
25	Jan 3	@ Montreal	4-4 T
26	Jan 9	Detroit	0-4 L
27	Jan 10	@ Boston	4-5 L
28	Jan 16	Montreal	8-4 W
29	Jan 17	@ Montreal	0-2 L
30	Jan 21	NY Rangers	7-4 W
31	Jan 23	Chicago	5-3 W
32	Jan 30	Boston	3-5 L
33	Jan 31	@ Chicago	3-3 T
34	Feb 4	Detroit	2-3 L
35	Feb 6	NY Rangers	3-2 W
36	Feb 7	@ Detroit	3-5 L
37	Feb 9	@ Boston	1-3 L
38	Feb 13	Chicago	3-2 W
39	Feb 14	@ NY Rangers	4-4 T
40	Feb 20	Boston	4-2 W
41	Feb 21	@ Chicago	0-5 L
42	Feb 27	Chicago	1-4 L
43	Feb 28	@ Montreal	4-2 W
44	Mar 2	NY Rangers	0-4 L
45	Mar 6	Montreal	2-2 T
46	Mar 7	@ NY Rangers	5-5 T
47	Mar 9	@ Boston	5-5 T
48	Mar 11	@ Detroit	1-2 L
49	Mar 13	Detroit	3-1 W
50	Mar 14	@ Detroit	5-3 W

*Because of wartime restrictions on train scheduling, regular season overtime was discontinued on November 21, 1942. It wasn't revisited by the NHL until the 1983-84 season.



1945-46

(19-24-7 / 45 Points / 5th in NHL)

GENERAL MANAGER: Conn Smythe

HEAD COACH: Hap Day

CAPTAIN: Syl Apps

PLAYER	POS	GP	G	A	PTS	PIM
Gaye Stewart	L	50	37	15	52	8
Billy Taylor	C	48	23	18	41	14
Syl Apps	C	40	24	16	40	2
Gus Bodnar	C	49	14	23	37	14
Babe Pratt	D	41	5	20	25	36
Nick Metz	L	41	11	11	22	4
Bob Goldham	D	49	7	14	21	44
Sweeney Schriner	L	47	13	6	19	15
Bob Davidson	L	41	9	9	18	12
Jack Hamilton	C	40	7	9	16	12
Lorne Carr	R	42	5	8	13	2
Wally Stanowski	D	45	3	10	13	10
Mel Hill	R	35	5	7	12	10
Bill Ezinicki	R	24	4	8	12	29
Bud Poile	R	9	1	8	9	0
Moe Morris	D	38	1	5	6	10
Ted Kennedy	C	21	3	2	5	4
Ernie Dickens	D	15	1	3	4	6
Don Metz	R	7	1	0	1	0
Doug Baldwin	D	15	0	1	1	6
Jimmy Thomson	D	5	0	1	1	4
Baz Bastien	G	5	0	0	0	0
Gordie Bell	G	8	0	0	0	0
Turk Broda	G	15	0	0	0	0
Frank McCool	G	22	0	0	0	5

PLAYER	POS	GP	W	L	T/O	GA	GAA	SO	PIM	MIN
Frank McCool	G	22	10	9	3	81	3.68	0	5	1320
Turk Broda	G	15	6	6	3	53	3.53	0	0	900
Gordie Bell	G	8	3	5	0	31	3.87	0	0	480
Baz Bastien	G	5	0	4	1	20	4.00	0	0	300

HOME ARENA

Maple Leaf Gardens (Capacity: 12,627)

PLAYOFF RESULT

Out of Playoffs

UNIFORMS

HOME



AWAY



1946-47

(31-19-10 / 72 Points / 2nd in NHL)

GENERAL MANAGER: Conn Smythe

HEAD COACH: Hap Day

CAPTAIN: Syl Apps

PLAYER	POS	GP	G	A	PTS	PIM
Ted Kennedy	C	60	28	32	60	27
Syl Apps	C	54	25	24	49	6
Howie Meeker	R	55	27	18	45	76
Bill Ezinicki	R	60	17	20	37	93
Bud Poile	R	59	19	17	36	19
Harry Watson	L	44	19	15	34	10
Gaye Stewart	L	60	19	14	33	15
Joe Klukay	L	55	9	20	29	12
Nick Metz	L	60	12	16	28	15
Vic Lynn	L/D	31	6	14	20	44
Wally Stanowski	D	51	3	16	19	12
Gus Mortson	D	60	5	13	18	133
Jimmy Thomson	D	60	2	14	16	97
Don Metz	R	40	4	9	13	10
Gus Bodnar	C	39	4	6	10	10
Bill Barilko	D	18	3	7	10	33
Garth Boesch	D	35	4	5	9	47
Sid Smith	L	14	2	1	3	0
Bob Goldham	D	11	1	1	2	10
Harry Taylor	C	9	0	2	2	0
Turk Broda	G	60	0	0	0	0
Bob Dawes	D/C	1	0	0	0	0

PLAYER	POS	GP	W	L	T/O	GA	GAA	SO	PIM	MIN
Turk Broda	G	60	31	19	10	172	2.87	4	0	3600

HOME ARENA

Maple Leaf Gardens (Capacity: 12,598)

PLAYOFF RESULT

Won Stanley Cup (See page 429 for more information)

UNIFORMS


HOME



AWAY



Did you Know...



The first "official" All Star game was held at Maple Leaf Gardens on October 13, 1947, with proceeds divided between Toronto charities and the NHL Player's Emergency (Benevolent and Disability) Fund. The game saw the Maple Leafs edged 4-3 by a team comprised of All-Stars (pictured left) from the other five NHL teams. Also during the 1946-47 season and prior to the All-Star game, Maple Leaf Gardens became the first arena to have Plexiglas installed in the end zones of the rink.



GP	DATE	OPPONENT	RESULT
1	Oct 16	@ Detroit	3-3 T
2	Oct 19	Detroit	6-3 W
3	Oct 23	@ Boston	3-3 T
4	Oct 26	Chicago	2-1 W
5	Oct 30	@ Chicago	5-2 W
6	Nov 1	@ Montreal	1-1 T
7	Nov 2	Boston	0-5 L
8	Nov 9	NY Rangers	4-2 W
9	Nov 10	@ Chicago	4-2 W
10	Nov 16	Montreal	3-0 W
11	Nov 17	@ NY Rangers	5-4 W
12	Nov 20	@ Boston	1-4 L
13	Nov 23	Detroit	2-4 L
14	Nov 24	@ Detroit	5-0 W
15	Nov 27	@ Chicago	2-5 L
16	Nov 30	Chicago	11-0 W
17	Dec 4	@ Boston	2-2 T
18	Dec 7	Boston	5-1 W
19	Dec 8	@ Detroit	5-4 W
20	Dec 11	Montreal	2-3 L
21	Dec 14	NY Rangers	3-2 W
22	Dec 15	@ Chicago	4-3 W
23	Dec 19	Detroit	3-1 W
24	Dec 21	Chicago	3-1 W
25	Dec 22	@ NY Rangers	3-1 W
26	Dec 25	@ Detroit	2-1 W
27	Dec 26	@ Montreal	1-4 L
28	Dec 28	Boston	4-3 W
29	Jan 1	Detroit	2-1 W
30	Jan 2	@ NY Rangers	5-4 W
31	Jan 4	NY Rangers	0-2 L
32	Jan 8	Chicago	10-4 W
33	Jan 11	Boston	4-3 W
34	Jan 12	@ NY Rangers	2-3 L
35	Jan 15	Montreal	2-1 W
36	Jan 16	@ Montreal	1-1 T
37	Jan 18	Detroit	7-4 W
38	Jan 19	@ Boston	2-3 L
39	Jan 25	NY Rangers	0-1 L
40	Jan 26	@ Chicago	6-6 T
41	Jan 30	@ Montreal	0-2 L
42	Feb 1	Chicago	4-5 L
43	Feb 6	@ Montreal	2-8 L
44	Feb 8	Boston	5-2 W
45	Feb 15	Montreal	4-4 T
46	Feb 16	@ NY Rangers	2-6 L
47	Feb 19	@ Chicago	3-5 L
48	Feb 22	NY Rangers	2-0 W
49	Feb 23	@ Montreal	2-2 T
50	Feb 26	Montreal	0-1 L
51	Feb 27	@ Detroit	3-3 T
52	Mar 1	Detroit	4-5 L
53	Mar 5	@ Boston	4-5 L
54	Mar 8	Chicago	12-4 W
55	Mar 9	@ NY Rangers	4-2 W
56	Mar 15	Boston	5-5 T
57	Mar 16	@ Boston	3-5 L
58	Mar 19	Montreal	5-4 W
59	Mar 22	NY Rangers	5-3 W
60	Mar 23	@ Detroit	5-3 W



1947-48



(32-15-13 / 77 Points / 1st in NHL)
GENERAL MANAGER: Conn Smythe
HEAD COACH: Hap Day
CAPTAIN: Syl Apps

PLAYER	POS	GP	G	A	PTS	PIM
Syl Apps	C	55	26	27	53	12
Max Bentley	C	53	23	25	48	10
Ted Kennedy	C	60	25	21	46	32
Harry Watson	L	57	21	20	41	16
Howie Meeker	R	58	14	20	34	62
Vic Lynn	L/D	60	12	22	34	53
Bill Ezinicki	R	60	11	20	31	97
Joe Klukay	L	59	15	15	30	28
Jimmy Thomson	D	59	0	29	29	82
Gus Mortson	D	58	7	11	18	118
Sid Smith	L	31	7	10	17	10
Bill Barilko	D	57	5	9	14	147
Wally Stanowski	D	54	2	11	13	12
Nick Metz	L	60	4	8	12	8
Don Metz	R	26	4	6	10	2
Garth Boesch	D	45	2	7	9	52
Cy Thomas	L/R	8	1	2	3	4
Bud Poile	R	4	2	0	2	0
Gaye Stewart	L	7	1	0	1	0
John McCormack	C	3	0	1	1	0
Turk Broda	G	60	0	0	0	2
Fleming MacKell	C	3	0	0	0	2
Tod Sloan	C/R	1	0	0	0	0

PLAYER	POS	GP	W	L	T/O	GA	GAA	SO	PIM	MIN
Turk Broda	G	60	32	15	13	143	2.38	5	2	3600

HOME ARENA

Maple Leaf Gardens (Capacity: 14,550)

PLAYOFF RESULT

Won Stanley Cup (See page 430 for more information)

UNIFORMS

HOME



AWAY



1948-49



(22-25-13 / 57 Points / 4th in NHL)
GENERAL MANAGER: Conn Smythe
HEAD COACH: Hap Day
CAPTAIN: Ted Kennedy

PLAYER	POS	GP	G	A	PTS	PIM
Harry Watson	L	60	26	19	45	0
Max Bentley	C	60	19	22	41	18
Ted Kennedy	C	59	18	21	39	25
Cal Gardner	C	53	13	22	35	35
Bill Ezinicki	R	52	13	15	28	145
Joe Klukay	L	45	11	10	21	11
Jimmy Thomson	D	60	4	16	20	56
Vic Lynn	L/D	52	7	9	16	36
Ray Timgren	L	36	3	12	15	9
Gus Mortson	D	60	2	13	15	85
Howie Meeker	R	30	7	7	14	56
Harry Taylor	C	42	4	7	11	30
Garth Boesch	D	59	1	10	11	43
Don Metz	R	33	4	6	10	12
Bill Barilko	D	60	5	4	9	95
Tod Sloan	C/R	29	3	4	7	0
Les Costello	L	15	2	3	5	11
Bill Juzda	D	38	1	2	3	23
Frank Mathers	D	15	1	2	3	2
Ray Ceresino	R	12	1	1	2	2
Fleming MacKell	C	11	1	1	2	6
Bob Dawes	D/C	5	1	0	1	0
Al Buchanan	L	3	0	1	1	2
Chuck Blair	R	1	0	0	0	0
Turk Broda	G	60	0	0	0	0
Ray Hannigan	R	3	0	0	0	2
Stan Kemp	D	1	0	0	0	2
John McCormack	C	1	0	0	0	0
Sid Smith	L	1	0	0	0	0

PLAYER	POS	GP	W	L	T/O	GA	GAA	SO	PIM	MIN
Turk Broda	G	60	22	25	13	161	2.68	5	0	3600

HOME ARENA

Maple Leaf Gardens (Capacity: 14,550)

PLAYOFF RESULT

Won Stanley Cup (See page 431 for more information)

UNIFORMS

HOME



AWAY



Did you Know...

In 1949, the Maple Leafs became the first team in NHL history and first since the Ottawa Senators (1903 to 1906) to win three consecutive Stanley Cups. The Maple Leafs won the Stanley Cup despite a losing record in the 1948-49 regular season. The only other team in NHL history to win the Cup after finishing the regular season with a losing record was the 1938 Chicago Black Hawks.

In Photo: Clarence Campbell (right) presents Clarence "Hap" Day (left) with the Stanley Cup on April 16, 1949.





1953-54

(32-24-14 / 78 Points / 3rd in NHL)

GENERAL MANAGER: Conn Smythe

HEAD COACH: King Clancy


CAPTAIN: Ted Kennedy

PLAYER	POS	GP	G	A	PTS	PIM
Tod Sloan	C/R	67	11	32	43	100
Sid Smith	L	70	22	16	38	28
Ted Kennedy	C	67	15	23	38	78
George Armstrong	R	63	17	15	32	60
Tim Horton	D	70	7	24	31	94
Harry Watson	L	70	21	7	28	30
Jimmy Thomson	D	61	2	24	26	86
Ron Stewart	R	70	14	11	25	72
Eric Nesterenko	R	68	14	9	23	70
Rudy Migay	C	70	8	15	23	60
Jim Morrison	D	60	9	11	20	51
Bob Bailey	R	48	2	7	9	70
Gord Hannigan	C	35	4	4	8	18
Fern Flaman	D	62	0	8	8	84
Leo Boivin	D	58	1	6	7	81
Bob Solinger	L/R	39	3	2	5	2
Bob Hassard	C	26	1	4	5	4
Howie Meeker	R	5	1	0	1	0
Earl Balfour	L	17	0	1	1	6
Danny Lewicki	L	7	0	1	1	12
Hugh Bolton	D	9	0	0	0	10
Harry Lumley	G	69	0	0	0	0
Gilles Mayer	G	1	0	0	0	6

PLAYER	POS	GP	W	L	T/O	GA	GAA	SO	PIM	MIN
Harry Lumley	G	69	32	24	13	128	1.86	13	6	4140
Gilles Mayer	G	1	0	0	1	3	3.00	0	0	60

HOME ARENA
Maple Leaf Gardens (Capacity: 14,550)

PLAYOFF RESULT
Lost Semi-Final



Tod Sloan



1954-55

(24-24-22 / 70 Points / 3rd in NHL)

GENERAL MANAGER: Conn Smythe

HEAD COACH: King Clancy

CAPTAIN: Ted Kennedy

PLAYER	POS	GP	G	A	PTS	PIM
Sid Smith	L	70	33	21	54	14
Ted Kennedy	C	70	10	42	52	74
Eric Nesterenko	R	62	15	15	30	99
Tod Sloan	C/R	63	13	15	28	89
George Armstrong	R	66	10	18	28	80
Rudy Migay	C	67	8	16	24	66
Hugh Bolton	D	69	2	19	21	55
Ron Stewart	R	53	14	5	19	20
Jim Morrison	D	70	5	12	17	84
Joe Klukay	L	56	8	8	16	44
Jimmy Thomson	D	70	4	12	16	63
Tim Horton	D	67	5	9	14	84
Parker MacDonald	C	62	8	3	11	36
Brian Cullen	C	27	3	5	8	6
Bob Bailey	R	32	4	2	6	52
Bob Solinger	L/R	17	1	5	6	11
Larry Cahan	D	59	0	6	6	64
Willie Marshall	C	16	1	4	5	0
Dave Creighton	C	14	2	1	3	8
Harry Watson	L	8	1	1	2	0
Gord Hannigan	C	13	0	2	2	8
Leo Boivin	D	7	0	0	0	8
Jack Caffery	C	3	0	0	0	0
Dick Duff	L	3	0	0	0	2
Gerry Foley	R	4	0	0	0	8
Gerry James	R	1	0	0	0	0
Paul Knox	R	1	0	0	0	0
Harry Lumley	G	69	0	0	0	9
Gilles Mayer	G	1	0	0	0	0
Marc Reaume	D	1	0	0	0	4
Dave Reid	C	1	0	0	0	0
Ray Timgren	L	1	0	0	0	2

PLAYER	POS	GP	W	L	T/O	GA	GAA	SO	PIM	MIN
Harry Lumley	G	69	23	24	22	134	1.94	8	9	4140
Gilles Mayer	G	1	1	0	0	1	1.00	0	0	60

HOME ARENA
Maple Leaf Gardens (Capacity: 14,550)

PLAYOFF RESULT
Lost Semi-Final



GP	DATE	OPPONENT	RESULT
1	Oct 7	@ Detroit	1-2 L
2	Oct 9	Chicago	3-3 T
3	Oct 16	NY Rangers	2-4 L
4	Oct 17	@ Boston	1-1 T
5	Oct 21	@ Montreal	3-1 W
6	Oct 23	Boston	3-3 T
7	Oct 27	Montreal	1-3 L
8	Oct 30	NY Rangers	3-1 W
9	Nov 3	Detroit	1-1 T
10	Nov 6	Chicago	5-2 W
11	Nov 7	@ Chicago	2-1 W
12	Nov 10	@ NY Rangers	2-1 W
13	Nov 11	@ Detroit	1-0 W
14	Nov 13	Detroit	1-0 W
15	Nov 14	@ Boston	3-1 W
16	Nov 17	Montreal	5-2 W
17	Nov 18	@ Montreal	4-5 L
18	Nov 20	Boston	0-1 L
19	Nov 21	@ NY Rangers	2-2 T
20	Nov 25	@ Detroit	0-2 L
21	Nov 27	NY Rangers	3-1 W
22	Nov 28	@ Chicago	1-1 T
23	Dec 1	Boston	6-0 W
24	Dec 4	Detroit	1-0 W
25	Dec 5	@ Detroit	4-2 W
26	Dec 8	Montreal	3-1 W
27	Dec 9	@ Montreal	0-2 L
28	Dec 11	Chicago	1-2 L
29	Dec 12	@ NY Rangers	1-1 T
30	Dec 15	@ Chicago	8-3 W
31	Dec 18	NY Rangers	3-1 W
32	Dec 19	@ NY Rangers	3-3 T
33	Dec 25	Detroit	2-3 L
34	Dec 26	@ Detroit	1-1 T
35	Dec 29	Montreal	1-1 T
36	Dec 30	@ Detroit	1-4 L
37	Jan 1	Chicago	2-2 T
38	Jan 2	@ Chicago	2-3 L
39	Jan 5	Boston	1-2 L
40	Jan 8	NY Rangers	5-0 W
41	Jan 9	@ Boston	1-1 T
42	Jan 12	@ NY Rangers	0-0 T
43	Jan 15	Boston	4-2 W
44	Jan 16	@ Chicago	4-2 W
45	Jan 19	Chicago	3-3 T
46	Jan 20	@ Montreal	2-6 L
47	Jan 22	Detroit	3-1 W
48	Jan 23	@ Detroit	0-4 L
49	Jan 26	Montreal	1-1 T
50	Jan 29	NY Rangers	1-3 L
51	Jan 30	@ Boston	0-3 L
52	Feb 3	@ Montreal	2-3 L
53	Feb 5	Chicago	2-2 T
54	Feb 6	@ Chicago	4-2 W
55	Feb 9	Montreal	3-1 W
56	Feb 12	Detroit	1-2 L
57	Feb 13	@ Boston	3-3 T
58	Feb 19	Boston	1-1 T
59	Feb 20	@ Chicago	1-4 L
60	Feb 23	@ NY Rangers	3-1 W
61	Feb 24	@ Montreal	1-1 T
62	Feb 26	Detroit	1-1 T
63	Mar 2	Montreal	2-3 L
64	Mar 5	Boston	2-2 T
65	Mar 6	@ Boston	1-3 L
66	Mar 10	@ Montreal	0-0 T
67	Mar 12	NY Rangers	1-2 L
68	Mar 13	@ Detroit	1-6 L
69	Mar 19	Chicago	5-0 W
70	Mar 20	@ NY Rangers	2-3 L



1955-56

(24-33-13 / 61 Points / 4th in NHL)

GENERAL MANAGER: Conn Smythe & Hap Day

HEAD COACH: King Clancy

CAPTAIN: Sid Smith

Table with columns: PLAYER, POS, GP, G, A, PTS, PIM. Lists player statistics for the 1955-56 season.

Table with columns: PLAYER, POS, GP, W, L, T/O, GA, GAA, SO, PIM, MIN. Lists advanced player statistics for the 1955-56 season.

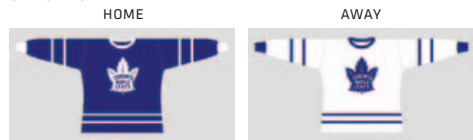
HOME ARENA

Maple Leaf Gardens (Capacity: 14,550)

PLAYOFF RESULT

Lost Semi-Final

UNIFORMS



Main game log table with columns: GP, DATE, OPPONENT, RESULT. Lists game-by-game results for the 1955-56 season.



1956-57

(21-34-15 / 57 Points / 5th in NHL)

GENERAL MANAGER: Conn Smythe & Hap Day

HEAD COACH: Howie Meeker

CAPTAIN: Ted Kennedy & Jim Thomson

Table with columns: PLAYER, POS, GP, G, A, PTS, PIM. Lists player statistics for the 1956-57 season.

Table with columns: PLAYER, POS, GP, W, L, T/O, GA, GAA, SO, PIM, MIN. Lists advanced player statistics for the 1956-57 season.

HOME ARENA

Maple Leaf Gardens (Capacity: 14,550)

PLAYOFF RESULT

Out of Playoffs

UNIFORMS



Tim Horton

Main game log table with columns: GP, DATE, OPPONENT, RESULT. Lists game-by-game results for the 1956-57 season.



1957-58

(21-38-11 / 53 Points / 6th in NHL)

GENERAL MANAGER: Stafford Smythe (interim)

HEAD COACH: Billy Reay

CAPTAIN: George Armstrong

PLAYER	POS	GP	G	A	PTS	PIM
Dick Duff	L	65	26	23	49	79
Billy Harris	C	68	16	28	44	32
Brian Cullen	C	67	20	23	43	29
George Armstrong	R	59	17	25	42	93
Barry Cullen	R	70	16	25	41	37
Ron Stewart	R	70	15	24	39	51
Tod Sloan	C/R	59	13	25	38	58
Frank Mahovlich	L	67	20	16	36	67
Bob Pulford	L	70	14	17	31	48
Tim Horton	D	53	6	20	26	39
Gary Aldcorn	L	59	10	14	24	12
Jim Morrison	D	70	3	21	24	62
Rudy Migay	C	48	7	14	21	18
Paul Masnick	C	41	2	9	11	14
Bob Baun	D	67	1	9	10	91
Marc Reaume	D	68	1	7	8	49
Gerry James	R	15	3	2	5	61
Sid Smith	L	12	2	1	3	2
Pete Conacher	L	5	0	1	1	5
Earl Balfour	L	1	0	0	0	0
Carl Brewer	D	2	0	0	0	0
Ed Chadwick	G	70	0	0	0	0
Kenny Girard	R	3	0	0	0	0
Al MacNeil	D	13	0	0	0	9
Bob Nevin	R	4	0	0	0	0
Noel Price	D	1	0	0	0	5

PLAYER	POS	GP	W	L	T/O	GA	GAA	SO	PIM	MIN
Ed Chadwick	G	70	21	38	11	223	3.19	4	0	4200

HOME ARENA

Maple Leaf Gardens (Capacity: 14,550)


PLAYOFF RESULT

Out of Playoffs

UNIFORMS

HOME

AWAY



George Armstrong



1958-59

(27-32-11 / 65 Points / 4th in NHL)

GENERAL MANAGER: Stafford Smythe (interim) (Oct. - Nov. 20),

Punch Imlach (Nov. 20 - Apr.)

HEAD COACH: Billy Reay (5-12-3), Punch Imlach (22-20-8)

CAPTAIN: George Armstrong

PLAYER	POS	GP	G	A	PTS	PIM
Dick Duff	L	69	29	24	53	73
Billy Harris	C	70	22	30	52	29
Frank Mahovlich	L	63	22	27	49	94
Bert Olmstead	L	70	10	31	41	74
Bob Pulford	L	70	23	14	37	53
George Armstrong	R	59	20	16	36	37
Ron Stewart	R	70	21	13	34	23
Tim Horton	D	70	5	21	26	76
Gerry Ehman	R	38	12	13	25	12
Larry Regan	R	32	4	21	25	2
Carl Brewer	D	69	3	21	24	125
Allan Stanley	D	70	1	22	23	47
Brian Cullen	C	59	4	14	18	10
Barry Cullen	R	40	6	8	14	17
Dave Creighton	C	34	3	9	12	4
Bob Baun	D	51	1	8	9	87
Marc Reaume	D	51	1	5	6	67
Gary Aldcorn	L	5	0	3	3	2
Rudy Migay	C	19	1	1	2	4
Stephen Kraftcheck	D	8	1	0	1	0
Willie Marshall	C	9	0	1	1	2
Johnny Bower	G	39	0	0	0	2
Ed Chadwick	G	31	0	0	0	0
Bob Nevin	R	2	0	0	0	2
Noel Price	D	28	0	0	0	4

PLAYER	POS	GP	W	L	T/O	GA	GAA	SO	PIM	MIN
Johnny Bower	G	39	15	17	7	106	2.72	3	2	2340
Ed Chadwick	G	31	12	15	4	92	2.97	3	0	1860

HOME ARENA

Maple Leaf Gardens (Capacity: 14,550)

PLAYOFF RESULT

Lost Final

UNIFORMS

HOME

AWAY



GP	DATE	OPPONENT	RESULT
1	Oct 11	Chicago	1-3 L
2	Oct 12	@ Chicago	2-5 L
3	Oct 16	@ Montreal	3-4 L
4	Oct 18	Boston	3-2 W
5	Oct 19	@ Detroit	1-3 L
6	Oct 25	Detroit	3-0 W
7	Oct 26	@ NY Rangers	2-3 L
8	Oct 29	Montreal	0-5 L
9	Nov 1	NY Rangers	4-3 W
10	Nov 2	@ Boston	0-2 L
11	Nov 8	Boston	5-3 W
12	Nov 9	@ Detroit	2-0 W
13	Nov 12	Montreal	1-4 L
14	Nov 15	Detroit	1-4 L
15	Nov 16	@ Boston	4-4 T
16	Nov 19	@ NY Rangers	4-7 L
17	Nov 22	NY Rangers	2-2 T
18	Nov 23	@ Chicago	3-3 T
19	Nov 26	Detroit	2-5 L
20	Nov 27	@ Detroit	2-3 L
21	Nov 29	Chicago	1-2 L
22	Nov 30	@ Boston	2-1 W
23	Dec 4	@ Montreal	2-2 T
24	Dec 6	Boston	4-1 W
25	Dec 7	@ NY Rangers	2-0 W
26	Dec 10	@ Chicago	2-2 T
27	Dec 13	NY Rangers	4-4 T
28	Dec 14	@ Boston	3-6 L
29	Dec 18	@ Montreal	1-4 L
30	Dec 20	Boston	2-2 T
31	Dec 21	@ NY Rangers	1-5 L
32	Dec 25	@ Detroit	2-0 W
33	Dec 27	Chicago	2-2 T
34	Dec 28	@ Chicago	3-4 L
35	Dec 31	Montreal	2-0 W
36	Jan 3	Chicago	1-2 L
37	Jan 4	@ NY Rangers	4-2 W
38	Jan 7	Detroit	3-1 W
39	Jan 8	@ Montreal	0-3 L
40	Jan 10	Boston	4-1 W
41	Jan 11	@ Detroit	6-6 T
42	Jan 14	NY Rangers	2-3 L
43	Jan 17	Detroit	2-1 W
44	Jan 18	@ Boston	3-4 L
45	Jan 21	Montreal	3-1 W
46	Jan 24	Boston	1-3 L
47	Jan 25	@ Chicago	4-1 W
48	Jan 31	NY Rangers	2-5 L
49	Feb 1	@ Boston	4-6 L
50	Feb 5	@ Montreal	6-3 W
51	Feb 7	Detroit	4-1 W
52	Feb 8	@ Chicago	2-7 L
53	Feb 11	Montreal	2-5 L
54	Feb 14	Chicago	5-1 W
55	Feb 15	@ Detroit	2-4 L
56	Feb 21	NY Rangers	1-1 T
57	Feb 22	@ Chicago	1-5 L
58	Feb 25	Montreal	3-2 W
59	Feb 28	Detroit	2-4 L
60	Mar 1	@ NY Rangers	1-1 T
61	Mar 4	Chicago	5-2 W
62	Mar 5	@ Montreal	1-2 L
63	Mar 7	Boston	4-1 W
64	Mar 8	@ Boston	3-4 L
65	Mar 11	Montreal	2-6 L
66	Mar 14	NY Rangers	5-0 W
67	Mar 15	@ NY Rangers	6-5 W
68	Mar 19	@ Montreal	6-3 W
69	Mar 21	Chicago	5-1 W
70	Mar 22	@ Detroit	6-4 W



1959-60

(35-26-9 / 79 Points / 2nd in NHL)
GENERAL MANAGER: Punch Imlach
HEAD COACH: Punch Imlach
CAPTAIN: George Armstrong

PLAYER	POS	GP	G	A	PTS	PIM
Bob Pulford	L	70	24	28	52	81
George Armstrong	R	70	23	28	51	60
Dick Duff	L	67	19	22	41	51
Frank Mahovlich	L	70	18	21	39	61
Billy Harris	C	70	13	25	38	29
Bert Olmstead	L	53	15	21	36	63
Ron Stewart	R	67	14	20	34	28
Allan Stanley	D	64	10	23	33	22
Tim Horton	D	70	3	29	32	69
Johnny Wilson	L	70	15	16	31	8
Gerry Ehman	R	69	12	16	28	26
Carl Brewer	D	67	4	19	23	150
Larry Regan	R	47	4	16	20	6
Bob Baun	D	61	8	9	17	59
Gerry James	R	34	4	9	13	56
Red Kelly	D/C	18	6	5	11	8
Garry Edmundson	L	39	4	6	10	47
Ted Hampson	C	41	2	8	10	17
Dave Creighton	C	14	1	5	6	4
Joe Crozier	D	5	0	3	3	2
Marc Reaume	D	36	0	1	1	6
Johnny Bower	G	66	0	0	0	4
Ed Chadwick	G	4	0	0	0	0
Kenny Girard	R	1	0	0	0	0
Pat Hannigan	L	1	0	0	0	0
Al MacNeil	D	4	0	0	0	2
Rudy Migay	C	1	0	0	0	0

PLAYER	POS	GP	W	L	T/O	GA	GAA	SO	PIM	MIN
Johnny Bower	G	66	34	24	8	177	2.68	5	4	3960
Ed Chadwick	G	4	1	2	1	15	3.75	0	0	240

HOME ARENA

Maple Leaf Gardens (Capacity: 14,550)

PLAYOFF RESULT

Lost Final

UNIFORMS

HOME



AWAY



1960-61

(39-19-12 / 90 Points / 2nd in NHL)
GENERAL MANAGER: Punch Imlach
HEAD COACH: Punch Imlach
CAPTAIN: George Armstrong

PLAYER	POS	GP	G	A	PTS	PIM
Frank Mahovlich	L	70	48	36	84	131
Red Kelly	D/C	64	20	50	70	12
Bob Nevin	R	68	21	37	58	13
Bert Olmstead	L	67	18	34	52	84
Dave Keon	C	70	20	25	45	6
Billy Harris	C	66	12	27	39	30
Allan Stanley	D	68	9	25	34	42
Dick Duff	L	67	16	17	33	54
George Armstrong	R	47	14	19	33	21
Bob Pulford	L	40	11	18	29	41
Eddie Shack	L	55	14	14	28	90
Ron Stewart	R	51	13	12	25	8
Tim Horton	D	57	6	15	21	75
Bob Baun	D	70	1	14	15	70
Carl Brewer	D	51	1	14	15	92
Larry Hillman	D	62	3	10	13	59
John MacMillan	R	31	3	5	8	8
Larry Regan	R	37	3	5	8	2
Gerry Ehman	R	14	1	1	2	2
Johnny Wilson	L	3	0	1	1	0
Johnny Bower	G	58	0	0	0	0
Garry Edmundson	L	3	0	0	0	0
Gary Jarrett	L	1	0	0	0	0
Cesare Maniago	G	7	0	0	0	2
Jack Martin	C	1	0	0	0	0
Gerry McNamara	G	5	0	0	0	2

PLAYER	POS	GP	W	L	T/O	GA	SA	GAA	SO	PIM	MIN
Johnny Bower	G	36	58	33	15	10	145	2.50	2	0	3480
Cesare Maniago	G	22	7	4	2	1	17	2.43	0	2	420
Gerry McNamara	G	26	5	2	2	1	12	2.40	0	2	300

HOME ARENA

Maple Leaf Gardens (Capacity: 15,037)

PLAYOFF RESULT

Lost Semi-Final

UNIFORMS

HOME



AWAY



Leonard "Red" Kelly

GP	DATE	OPPONENT	RESULT
1	Oct 6	@ Montreal	0-5 L
2	Oct 8	NY Rangers	2-5 L
3	Oct 9	@ Detroit	3-3 T
4	Oct 12	@ Chicago	0-3 L
5	Oct 15	Boston	1-1 T
6	Oct 16	@ NY Rangers	7-2 W
7	Oct 19	Montreal	3-1 W
8	Oct 22	Detroit	1-2 L
9	Oct 23	@ Detroit	3-1 W
10	Oct 29	Chicago	8-4 W
11	Oct 30	@ NY Rangers	3-1 W
12	Nov 2	Boston	2-2 T
13	Nov 3	@ Montreal	1-3 L
14	Nov 5	NY Rangers	7-3 W
15	Nov 9	@ Chicago	0-2 L
16	Nov 12	Chicago	7-1 W
17	Nov 13	@ Boston	4-2 W
18	Nov 16	Detroit	3-3 T
19	Nov 19	Montreal	6-3 W
20	Nov 20	@ Boston	3-2 W
21	Nov 24	@ Chicago	1-2 L
22	Nov 26	Detroit	3-3 T
23	Nov 27	@ Detroit	0-2 L
24	Dec 1	@ Montreal	3-6 L
25	Dec 3	NY Rangers	5-2 W
26	Dec 4	@ Boston	5-2 W
27	Dec 7	Montreal	2-6 L
28	Dec 10	Chicago	5-2 W
29	Dec 11	@ Chicago	6-1 W
30	Dec 15	@ Montreal	4-2 W
31	Dec 17	Boston	3-3 T
32	Dec 18	@ NY Rangers	3-2 W
33	Dec 24	Detroit	4-4 T
34	Dec 25	@ Boston	4-1 W
35	Dec 28	Montreal	1-4 L
36	Dec 31	NY Rangers	2-1 W
37	Jan 1	@ NY Rangers	4-1 W
38	Jan 4	Detroit	6-4 W
39	Jan 5	@ Detroit	4-1 W
40	Jan 7	Boston	4-1 W
41	Jan 8	@ Chicago	1-5 L
42	Jan 12	@ Montreal	2-6 L
43	Jan 14	Chicago	4-1 W
44	Jan 15	@ Boston	6-4 W
45	Jan 18	NY Rangers	4-4 T
46	Jan 21	Boston	1-3 L
47	Jan 25	Montreal	5-3 W
48	Jan 26	@ Boston	4-5 L
49	Jan 28	Chicago	2-1 W
50	Jan 29	@ NY Rangers	4-1 W
51	Feb 2	@ Detroit	5-0 W
52	Feb 4	Detroit	4-2 W
53	Feb 5	@ Chicago	1-1 T
54	Feb 8	NY Rangers	5-3 W
55	Feb 11	Boston	6-3 W
56	Feb 12	@ Detroit	4-2 W
57	Feb 15	Montreal	1-3 L
58	Feb 18	Chicago	5-2 W
59	Feb 19	@ NY Rangers	2-4 L
60	Feb 23	@ Montreal	4-2 W
61	Feb 25	Detroit	3-1 W
62	Feb 26	@ Detroit	2-2 T
63	Mar 1	Montreal	3-1 W
64	Mar 4	NY Rangers	5-4 W
65	Mar 5	@ Chicago	1-3 L
66	Mar 11	Chicago	2-2 T
67	Mar 12	@ Boston	5-0 W
68	Mar 16	@ Montreal	2-5 L
69	Mar 18	Boston	6-2 W
70	Mar 19	@ NY Rangers	2-2 T



1961-62



(37-22-11 / 85 Points / 2nd in NHL)

GENERAL MANAGER: Punch Imlach

HEAD COACH: Punch Imlach

CAPTAIN: George Armstrong

PLAYER	POS	GP	G	A	PTS	PIM
Frank Mahovlich	LW	70	33	38	71	87
Dave Keon	C	64	26	35	61	2
George Armstrong	RW	70	21	32	53	27
Red Kelly	D/C	58	22	27	49	6
Bob Nevin	RW	69	15	30	45	10
Bob Pulford	LW	70	18	21	39	98
Tim Horton	D	70	10	28	38	88
Dick Duff	LW	51	17	20	37	37
Bert Olmstead	LW	56	13	23	36	10
Allan Stanley	D	60	9	26	35	24
Billy Harris	C	67	15	10	25	14
Carl Brewer	D	67	1	22	23	89
Eddie Shack	LW	44	7	14	21	62
Ed Litzenberger	C/RW	37	10	10	20	14
Ron Stewart	RW	60	8	9	17	14
Bob Baun	D	65	4	11	15	94
Al Arbour	D	52	1	5	6	68
Les Kozak	LW	12	1	0	1	2
John MacMillan	RW	31	1	0	1	8
Johnny Bower	G	59	0	1	1	4
Arnie Brown	D	2	0	0	0	0
Gerry Cheevers	G	2	0	0	0	0
Brian Conacher	LW	1	0	0	0	0
Alex Faulkner	C	1	0	0	0	0
Larry Hillman	D	5	0	0	0	4
Larry Keenan	LW	2	0	0	0	0
Don Simmons	G	9	0	0	0	0

PLAYER	POS	GP	W	L	T/O	GA	GAA	SO	PIM	MIN
Johnny Bower	G	59	31	18	10	151	2.56	2	4	3540
Don Simmons	G	9	5	3	1	21	2.33	1	0	540
Gerry Cheevers	G	2	1	1	0	6	3.00	0	0	120

HOME ARENA

Maple Leaf Gardens (Capacity: 15,037)

PLAYOFF RESULT

Won Stanley Cup (See page 433 for more information)

UNIFORMS

HOME

AWAY



Bob Baun, Allan Stanley & Dick Duff with the Stanley Cup on April 22, 1962.



1962-63



(35-23-12 / 82 Points / 1st in NHL)

GENERAL MANAGER: Punch Imlach

HEAD COACH: Punch Imlach

CAPTAIN: George Armstrong

PLAYER	POS	GP	G	A	PTS	PIM
Frank Mahovlich	L	67	36	37	73	56
Red Kelly	D/C	66	20	40	60	8
Dave Keon	C	68	28	28	56	2
Bob Pulford	L	70	19	25	44	49
George Armstrong	R	70	19	24	43	27
Dick Duff	L	69	16	19	35	56
Bob Nevin	R	58	12	21	33	4
Ron Stewart	R	63	16	16	32	26
Billy Harris	C	65	8	24	32	22
Eddie Shack	L	63	16	9	25	97
Tim Horton	D	70	6	19	25	69
Carl Brewer	D	70	2	23	25	168
Kent Douglas	D	70	7	15	22	105
Allan Stanley	D	61	4	15	19	22
Ed Litzenberger	C/R	58	5	13	18	10
Bob Baun	D	48	4	8	12	65
Bronco Horvath	C	10	0	4	4	12
Norm Armstrong	R/D	7	1	1	2	2
John MacMillan	R	6	1	1	2	6
Al Arbour	D	4	1	0	1	4
Jim Mikol	L/D	4	0	1	1	2
Rod Seiling	D	1	0	1	1	0
Johnny Bower	G	42	0	0	0	2
Andre Champagne	L	2	0	0	0	0
Bruce Draper	C	1	0	0	0	0
Larry Hillman	D	5	0	0	0	2
Don Simmons	G	28	0	0	0	0

PLAYER	POS	GP	W	L	T/O	GA	GAA	SO	PIM	MIN
Johnny Bower	G	42	20	15	7	109	2.60	1	2	2520
Don Simmons	G	28	15	8	5	69	2.46	1	0	1680

HOME ARENA

Maple Leaf Gardens (Capacity: 14,650)

PLAYOFF RESULT

Won Stanley Cup (See page 434 for more information)

UNIFORMS

HOME

AWAY



Frank Mahovlich



1963-64



(33-25-12 / 78 Points / 3rd in NHL)
GENERAL MANAGER: Punch Imlach
HEAD COACH: Punch Imlach
CAPTAIN: George Armstrong

PLAYER	POS	GP	G	A	PTS	PIM	PP	SH	GW
Dave Keon	C	70	23	37	60	6	7	0	2
Frank Mahovlich	L	70	26	29	55	66	6	0	4
Bob Pulford	L	70	18	30	48	73	1	4	1
Red Kelly	D/C	70	11	34	45	16	1	0	2
George Armstrong	R	66	20	17	37	14	7	0	3
Tim Horton	D	70	9	20	29	71	2	0	7
Allan Stanley	D	70	6	21	27	60	1	0	1
Eddie Shack	L	64	11	10	21	128	0	0	5
Ron Stewart	R	65	14	5	19	46	0	2	1
Jim Pappin	R	50	11	8	19	33	0	0	0
Bob Nevin	R	49	7	12	19	26	1	1	1
Billy Harris	C	63	6	12	18	17	1	0	2
Bob Baun	D	52	4	14	18	113	0	0	2
Andy Bathgate	R	15	3	15	18	8	0	0	0
Dick Duff	L	52	7	10	17	59	2	0	0
Don McKenney	C	15	9	6	15	2	3	0	1
Carl Brewer	D	57	4	9	13	114	0	0	0
Larry Hillman	D	33	0	4	4	31	0	0	0
Ed Litzenberger	C/R	19	2	0	2	0	0	0	0
Gerry Ehman	R	4	1	1	2	0	1	0	1
Al Arbour	D	6	0	1	1	0	0	0	0
Kent Douglas	D	43	0	1	1	29	0	0	0
Johnny Bower	G	51	0	0	0	4	0	0	0
Arnie Brown	D	4	0	0	0	6	0	0	0
Ron Ellis	R	1	0	0	0	0	0	0	0
John MacMillan	R	13	0	0	0	4	0	0	0
Don Simmons	G	21	0	0	0	0	0	0	0
Pete Stenkowski	C	1	0	0	0	2	0	0	0

PLAYER	POS	GP	W	L	T/O	GA	GAA	SO	PIM	MIN
Johnny Bower	G	51	24	16	11	106	2.11	5	4	3009
Don Simmons	G	21	9	9	1	63	3.17	3	0	1191

HOME ARENA

Maple Leaf Gardens (Capacity: 14,650)

PLAYOFF RESULT

Won Stanley Cup (See page 435 for more information)

UNIFORMS

HOME



AWAY



1964-65

(30-26-14 / 74 Points / 4th in NHL)
GENERAL MANAGER: Punch Imlach
HEAD COACH: Punch Imlach
CAPTAIN: George Armstrong

PLAYER	POS	GP	G	A	PTS	PIM	PP	SH	GW
Frank Mahovlich	L	59	23	28	51	76	7	0	4
Dave Keon	C	65	21	29	50	10	6	1	2
Red Kelly	D/C	70	18	28	46	8	6	1	1
Andy Bathgate	R	55	16	29	45	34	6	0	1
Ron Ellis	R	62	23	16	39	14	7	1	3
Bob Pulford	L	65	19	20	39	46	2	4	4
George Armstrong	R	59	15	22	37	14	3	0	3
Tim Horton	D	70	12	16	28	95	2	1	2
Kent Douglas	D	67	5	23	28	129	5	0	0
Ron Stewart	R	65	16	11	27	33	2	0	5
Carl Brewer	D	70	4	23	27	177	0	1	0
Pete Stenkowski	C	36	5	15	20	33	3	0	1
Don McKenney	C	52	6	13	19	6	0	0	1
Jim Pappin	R	44	9	9	18	33	0	0	2
Bob Baun	D	70	0	18	18	160	0	0	0
Allan Stanley	D	64	2	15	17	30	0	0	0
Eddie Shack	L	67	5	9	14	68	2	0	0
Billy Harris	C	48	1	6	7	0	0	0	0
Dickie Moore	L	38	2	4	6	68	0	0	0
Brit Selby	L	3	2	0	2	2	0	0	1
Terry Sawchuk	G	36	0	2	2	24	0	0	0
Johnny Bower	G	34	0	0	0	6	0	0	0
Larry Hillman	D	2	0	0	0	2	0	0	0
Duane Rupp	D	2	0	0	0	0	0	0	0

PLAYER	POS	GP	W	L	T/O	GA	GAA	SO	PIM	MIN
Terry Sawchuk	G	36	17	13	6	92	2.56	1	24	2160
Johnny Bower	G	34	13	13	8	81	2.38	3	6	2040

HOME ARENA

Maple Leaf Gardens (Capacity: 14,955)

PLAYOFF RESULT

Lost Semi-Final

UNIFORMS

HOME



AWAY



Did you Know...



On November 8, 1963, Maple Leafs Gardens became the first arena in the NHL to install separate penalty boxes.

In Photo: Frank Mahovlich (left) and Doug Mohns (right) share space in the penalty box at Maple Leafs Gardens prior to the installation of separate boxes.



1965-66

(34-25-11 / 79 Points / 3rd in NHL)

GENERAL MANAGER: Punch Imlach

HEAD COACH: Punch Imlach

CAPTAIN: George Armstrong

PLAYER	POS	GP	G	A	PTS	PIM	PP	SH	GW
Frank Mahovlich	L	68	32	24	56	68	10	0	6
Bob Pulford	L	70	28	28	56	51	11	2	2
Dave Keon	C	69	24	30	54	4	6	0	5
George Armstrong	R	70	16	35	51	12	3	2	3
Eddie Shack	L	63	26	17	43	88	2	0	6
Ron Ellis	R	70	19	23	42	24	3	0	1
Red Kelly	D/C	63	8	24	32	12	0	0	2
Tim Horton	D	70	6	22	28	76	3	0	2
Larry Hillman	D	48	3	25	28	34	3	0	0
Brit Selby	L	61	14	13	27	26	1	0	2
Wally Boyer	C	46	4	17	21	23	1	1	0
Kent Douglas	D	64	6	14	20	97	5	0	0
Allan Stanley	D	59	4	14	18	35	1	0	0
Pete Stenkowski	C	56	4	12	16	55	0	0	1
Orland Kurtenbach	C	70	9	6	15	54	2	1	3
Marcel Pronovost	D	54	2	8	10	34	0	0	0
Bob Baun	D	44	0	6	6	68	0	0	0
Mike Walton	C	6	1	3	4	0	0	0	0
Jim Pappin	R	7	0	3	3	8	0	0	0
Larry Jeffrey	L	20	1	1	2	22	0	0	1
Eddie Joyal	C	14	0	2	2	2	0	0	0
Dick Gamble	L	2	1	0	1	0	1	0	0
Al Arbour	D	4	0	1	1	2	0	0	0
Johnny Bower	G	35	0	1	1	0	0	0	0
Wayne Carleton	L	2	0	1	1	0	0	0	0
Duane Rupp	D	2	0	1	1	0	0	0	0
Terry Sawchuk	G	27	0	1	1	12	0	0	0
Brian Conacher	L	2	0	0	0	2	0	0	0
Bruce Gamble	G	10	0	0	0	0	0	0	0
Brent Imlach	L/R	2	0	0	0	0	0	0	0
Jim McKenny	D	2	0	0	0	2	0	0	0
Darryl Sly	D	2	0	0	0	0	0	0	0
Al Smith	G	2	0	0	0	0	0	0	0
Gary Smith	G	3	0	0	0	0	0	0	0

PLAYER	POS	GP	W	L	T/O	GA	GAA	SO	PIM	MIN
Johnny Bower	G	35	18	10	5	75	2.25	3	0	1998
Terry Sawchuk	G	27	10	11	3	80	3.16	1	12	1521
Bruce Gamble	G	10	5	2	3	21	2.51	4	0	501
Gary Smith	G	3	0	2	0	7	3.56	0	0	118
Al Smith	G	2	1	0	0	2	1.94	0	0	62

HOME ARENA

Maple Leaf Gardens (Capacity: 14,988)

PLAYOFF RESULT

Lost Semi-Final

UNIFORMS

HOME



AWAY



1966-67



(32-27-11 / 75 Points / 3rd in NHL)

GENERAL MANAGER: Punch Imlach

HEAD COACH: Punch Imlach

CAPTAIN: George Armstrong

PLAYER	POS	GP	G	A	PTS	PIM	PP	SH	GW
Dave Keon	C	66	19	33	52	2	5	1	2
Frank Mahovlich	L	63	18	28	46	44	4	0	3
Ron Ellis	R	67	22	23	45	14	4	2	7
Bob Pulford	L	67	17	28	45	28	1	1	1
Red Kelly	D/C	61	14	24	38	4	2	0	4
Pete Stenkowski	C	68	13	22	35	75	1	0	0
George Armstrong	R	70	9	24	33	26	3	0	3
Jim Pappin	R	64	21	11	32	89	6	0	7
Larry Jeffrey	L	56	11	17	28	27	1	1	1
Brian Conacher	L	66	14	13	27	47	1	0	1
Eddie Shack	L	63	11	14	25	58	0	0	2
Tim Horton	D	70	8	17	25	70	3	0	1
Larry Hillman	D	55	4	19	23	40	0	0	0
Mike Walton	C	31	7	10	17	13	4	0	0
Kent Douglas	D	39	2	12	14	48	1	0	0
Marcel Pronovost	D	58	2	12	14	28	0	0	0
Allan Stanley	D	53	1	12	13	20	0	0	0
John Brenneman	L	41	6	4	10	4	0	1	0
Bob Baun	D	54	2	8	10	83	0	0	0
Brit Selby	L	6	1	1	2	0	0	0	0
Wayne Carleton	L	5	1	0	1	14	1	0	0
Jim McKenny	D	6	1	0	1	0	0	0	0
Johnny Bower	G	27	0	0	0	0	0	0	0
Bruce Gamble	G	23	0	0	0	0	0	0	0
Dick Gamble	L	1	0	0	0	0	0	0	0
Brent Imlach	L/R	1	0	0	0	0	0	0	0
Duane Rupp	D	3	0	0	0	0	0	0	0
Terry Sawchuk	G	28	0	0	0	2	0	0	0
Al Smith	G	1	0	0	0	0	0	0	0
Gary Smith	G	2	0	0	0	0	0	0	0

PLAYER	POS	GP	W	L	T/O	GA	GAA	SO	PIM	MIN
Johnny Bower	G	27	12	9	3	63	2.64	2	0	1431
Terry Sawchuk	G	28	15	5	4	66	2.81	2	2	1409
Bruce Gamble	G	23	5	10	4	67	3.39	0	0	1185
Gary Smith	G	2	0	2	0	7	3.65	0	0	115
Al Smith	G	1	0	1	0	5	5.00	0	0	60

HOME ARENA

Maple Leaf Gardens (Capacity: 16,161)

PLAYOFF RESULT

Won Stanley Cup (See page 436 for more information)

UNIFORMS

HOME



AWAY



George Armstrong with the Stanley Cup on May 2, 1967.



1967-68

(33-31-10 / 76 Points / 5th in East Division)

GENERAL MANAGER: Punch Imlach

HEAD COACH: Punch Imlach

CAPTAIN: George Armstrong

PLAYER	POS	GP	G	A	PTS	+	-	PIM	PP	SH	GW	S
Mike Walton	C	73	30	29	59	1	48	11	0	5	238	
Bob Pulford	L	74	20	30	50	-7	40	4	3	3	229	
Ron Ellis	R	74	28	20	48	6	8	1	1	5	215	
Dave Keon	C	67	11	37	48	16	4	1	0	3	196	
Murray Oliver	C	74	16	21	37	8	18	2	0	2	155	
Frank Mahovlich	L	50	19	17	36	1	30	2	0	4	151	
George Armstrong	R	62	13	21	34	8	4	2	0	2	125	
Jim Pappin	R	58	13	15	28	0	37	2	0	1	117	
Tim Horton	D	69	4	23	27	20	82	1	1	0	179	
Brian Conacher	L	64	11	14	25	7	31	0	1	1	88	
Pete Stelmowski	C	60	7	15	22	-5	82	0	0	1	141	
Larry Hillman	D	55	3	17	20	7	13	2	0	1	92	
Marcel Pronovost	D	70	3	17	20	0	48	0	0	1	70	
Wayne Carleton	L	65	8	11	19	5	34	0	0	0	140	
Norm Ullman	C	13	5	12	17	12	2	1	0	0	39	
Allan Stanley	D	64	1	13	14	6	16	0	0	0	61	
Paul Henderson	R	13	5	6	11	13	8	0	0	1	38	
Duane Rupp	D	71	1	8	9	16	42	0	0	0	79	
Floyd Smith	R	6	6	1	7	7	0	1	0	1	19	
Mike Byers	R	10	2	2	4	2	0	1	0	0	16	
Mike Pelyk	D	24	0	3	3	3	55	0	0	0	18	
Garry Unger	C	15	1	1	2	-5	4	0	0	0	15	
Tom Martin	R	3	1	0	1	0	0	1	0	0	2	
Jim McKenny	D	5	1	0	1	-2	0	1	0	1	2	
Johnny Bower	G	43	0	1	1	0	0	14	0	0	0	0
J.P. Parise	L	1	0	1	1	0	0	0	0	0	1	
Bruce Gamble	G	41	0	0	0	0	2	0	0	0	0	0
Duke Harris	R	4	0	0	0	-4	0	0	0	0	7	
Andre Hinse	L	4	0	0	0	-2	0	0	0	0	1	
Darryl Sly	D	17	0	0	0	-1	4	0	0	0	2	

PLAYER	POS	GP	W	L	T/O	GA	GAA	SO	PIM	MIN
Johnny Bower	G	43	14	18	7	84	2.25	4	14	2239
Bruce Gamble	G	41	19	13	3	85	2.32	5	2	2201

HOME ARENA

Maple Leaf Gardens (Capacity: 15,620)

PLAYOFF RESULT

Out of Playoffs

UNIFORMS



* Game played in Quebec City, QC.



Johnny Bower

GP DATE OPPONENT RESULT

1 Oct 14		Chicago	5-1W
2 Oct 15	@	Chicago	5-3W
3 Oct 18		Detroit	2-3L
4 Oct 19	@	Montreal	0-1L
5 Oct 21		NY Rangers	3-5L
6 Oct 25		Los Angeles	4-2W
7 Oct 28		Oak. Seals	5-2W
8 Oct 29	@	NY Rangers	2-3L
9 Nov 1		Montreal	5-0W
10 Nov 2	@	Detroit	9-3W
11 Nov 4		NY Rangers	4-2W
12 Nov 5	@	Boston	2-2T
13 Nov 8	@	Oak. Seals	6-1W
14 Nov 9	@	Los Angeles	1-4L
15 Nov 11	@	Min. North Stars	1-2L
16 Nov 15		Boston	4-2W
17 Nov 18		Chicago	2-2T
18 Nov 19	@	Boston	2-6L
19 Nov 22		Min. North Stars	3-0W
20 Nov 25		Detroit	3-2W
21 Nov 29		Montreal	2-1W
22 Nov 30	@	Detroit	3-3T
23 Dec 2		Oak. Seals	3-0W
24 Dec 6	@	Min. North Stars	1-1T
25 Dec 9		Boston	3-3T
26 Dec 10	@	St. Louis	1-2L
27 Dec 13		Pittsburgh	1-2L
28 Dec 16		NY Rangers	4-2W
29 Dec 17	@	Chicago	0-2L
30 Dec 20	@	Montreal	0-5L
31 Dec 23		Detroit	5-3W
32 Dec 25	@	Detroit	3-1W
33 Dec 27		Montreal	2-2T
34 Dec 30		St. Louis	8-1W
35 Dec 31	@	NY Rangers	0-4L
36 Jan 3	@	Montreal	1-1T
37 Jan 6		Boston	3-3T
38 Jan 7	@	NY Rangers	2-6L
39 Jan 10		Detroit	2-1W
40 Jan 12	@	Pittsburgh	3-4L
41 Jan 13		Pittsburgh	7-0W
42 Jan 18	@	Boston	4-2W
43 Jan 20		Min. North Stars	5-1W
44 Jan 21	@	Detroit	2-0W
45 Jan 24		Philadelphia	1-2L
46 Jan 27		Chicago	1-4L
47 Jan 28	@	Chicago	3-1W
48 Jan 30	@	Montreal	0-3L
49 Feb 3	@	Pittsburgh	3-3T
50 Feb 4	@	Philadelphia	1-4L
51 Feb 7	@	Chicago	2-3L
52 Feb 11	@	Oak. Seals	3-4L
53 Feb 12	@	Los Angeles	0-2L
54 Feb 14		Montreal	2-4L
55 Feb 17		NY Rangers	2-3L
56 Feb 21		St. Louis	1-5L
57 Feb 24		Boston	1-0W
58 Feb 25	@	NY Rangers	1-3L
59 Feb 28		Chicago	0-1L
60 Feb 29	@	Boston	1-4L
61 Mar 2		Los Angeles	5-2W
62 Mar 6		Philadelphia	7-2W
63 Mar 9		Detroit	7-5W
64 Mar 10	@	Chicago	0-4L
65 Mar 13	@	St. Louis	3-3T
66 Mar 16		Boston	3-0W
67 Mar 17	@	Philadelphia	4-7L*
68 Mar 20	@	Montreal	2-3L
69 Mar 21	@	Detroit	5-2W
70 Mar 23		NY Rangers	3-1W
71 Mar 24	@	NY Rangers	2-4L
72 Mar 27		Montreal	6-0W
73 Mar 30		Chicago	3-0W
74 Mar 31	@	Boston	4-1W



1968-69

(35-26-15 / 85 Points / 4th in East Division)

GENERAL MANAGER: Punch Imlach

HEAD COACH: Punch Imlach

CAPTAIN: George Armstrong

PLAYER	POS	GP	G	A	PTS	+	-	PIM	PP	SH	GW	S
Norm Ullman	C	75	35	42	77	19	41	13	0	2	247	
Dave Keon	C	75	27	34	61	17	12	3	6	6	281	
Paul Henderson	R	74	27	32	59	18	16	4	0	5	223	
Murray Oliver	C	76	14	36	50	12	16	3	2	3	192	
Ron Ellis	R	72	25	21	46	5	12	4	0	5	180	
Mike Walton	C	66	22	21	43	-9	34	8	0	5	205	
Tim Horton	D	74	11	29	40	14	107	3	0	1	169	
Floyd Smith	R	64	15	19	34	14	22	2	0	2	120	
Bob Pulford	L	72	11	23	34	-9	20	3	1	1	179	
Jim Dorey	D	61	8	22	30	9	200	0	1	0	133	
George Armstrong	R	53	11	16	27	-9	10	1	1	1	103	
Larry Mickey	R	55	8	19	27	0	43	0	0	3	80	
Pierre Pilote	D	69	3	18	21	5	46	1	0	0	48	
Bill Sutherland	C	44	7	5	12	-3	14	0	0	0	53	
Mike Pelyk	D	65	3	9	12	-2	146	0	0	0	67	
Rick Ley	D	38	1	11	12	2	39	0	0	0	37	
Pat Quinn	D	40	2	7	9	10	95	0	0	1	42	
Brit Selby	L	14	2	2	4	0	19	0	0	0	18	
Wayne Carleton	L	12	1	3	4	-8	6	0	0	0	24	
Marcel Pronovost	D	34	1	2	3	-2	20	0	0	0	18	
Forbes Kennedy	C	13	0	3	3	-1	24	0	0	0	7	
Gerry Meehan	C	25	0	2	2	-1	2	0	0	0	28	
Johnny Bower	G	20	0	0	0	0	0	0	0	0	0	0
Mike Byers	R	5	0	0	0	0	2	0	0	0	3	
Terry Clancy	R	2	0	0	0	-1	0	0	0	0	0	0
Bruce Gamble	G	61	0	0	0	0	2	0	0	0	0	0
Gary Marsh	L	1	0	0	0	0	0	0	0	0	0	0
Jim McKenny	D	7	0	0	0	1	2	0	0	0	5	
Al Smith	G	7	0	0	0	0	0	0	0	0	0	0

PLAYER	POS	GP	W	L	T/O	GA	GAA	SO	PIM	MIN
Bruce Gamble	G	61	28	20	11	161	2.80	3	2	3446
Johnny Bower	G	20	5	4	3	37	2.85	2	0	779
Al Smith	G	7	2	2	1	16	2.87	0	0	335

HOME ARENA

Maple Leaf Gardens (Capacity: 16,315)

PLAYOFF RESULT

Lost Quarter-Final

UNIFORMS



GP DATE OPPONENT RESULT

1 Oct 13	@	Detroit	2-1W
2 Oct 16		Pittsburgh	2-2T
3 Oct 19		Chicago	1-3L
4 Oct 23		St. Louis	6-4W
5 Oct 26		Boston	2-0W
6 Oct 27	@	NY Rangers	5-3W
7 Oct 30		Montreal	0-5L
8 Nov 2		Philadelphia	2-3L
9 Nov 6	@	Min. North Stars	1-0W
10 Nov 9	@	Los Angeles	1-3L
11 Nov 10	@	Oak. Seals	3-1W
12 Nov 13		Boston	1-1T
13 Nov 14	@	Montreal	5-3W
14 Nov 16		Chicago	3-1W
15 Nov 17	@	Chicago	1-1T
16 Nov 20		Pittsburgh	5-2W
17 Nov 23		Detroit	2-5L
18 Nov 24	@	Boston	4-7L
19 Nov 27	@	Pittsburgh	3-3T
20 Nov 30		Min. North Stars	3-3T
21 Dec 1	@	NY Rangers	1-3L
22 Dec 4	@	Min. North Stars	4-2W
23 Dec 7		NY Rangers	5-2W
24 Dec 8	@	Pittsburgh	4-1W
25 Dec 11		Montreal	4-4T
26 Dec 12	@	Philadelphia	1-0W
27 Dec 14		St. Louis	3-2W
28 Dec 18		Oak. Seals	5-2W
29 Dec 21		Detroit	8-3W
30 Dec 22	@	Detroit	2-3L
31 Dec 25	@	Chicago	4-3W
32 Dec 26	@	Montreal	2-4L
33 Dec 28		Los Angeles	1-4L
34 Jan 1		Oak. Seals	7-3W
35 Jan 4		NY Rangers	5-3W
36 Jan 5	@	Philadelphia	2-2T
37 Jan 8		Philadelphia	4-4T
38 Jan 9	@	Boston	2-3L
39 Jan 11		Los Angeles	4-2W
40 Jan 15		Boston	5-5T
41 Jan 18		Detroit	1-1T
42 Jan 19	@	Boston	3-5L
43 Jan 23	@	St. Louis	3-2W
44 Jan 25	@	Pittsburgh	2-0W
45 Jan 26	@	Detroit	2-3L
46 Jan 29	@	Los Angeles	1-3L
47 Jan 31	@	Oak. Seals	4-5L
48 Feb 2	@	St. Louis	3-5L
49 Feb 5		Min. North Stars	5-5T
50 Feb 8		Oak. Seals	1-4L
51 Feb 9	@	Chicago	5-3W
52 Feb 12		Min. North Stars	7-1W
53 Feb 15		NY Rangers	6-2W
54 Feb 16	@	NY Rangers	2-4L
55 Feb 19		Montreal	5-1W
56 Feb 20	@	Montreal	1-2L
57 Feb 22		Chicago	2-4L
58 Feb 23	@	Min. North Stars	2-7L
59 Feb 26		St. Louis	3-2W
60 Feb 27	@	Philadelphia	1-1T
61 Mar 1		P	

(29-34-13 / 71 Points / 6th in East Division)

GENERAL MANAGER: Jim Gregory

HEAD COACH: John McLellan

CAPTAIN: Dave Keon

PLAYER	POS	GP	G	A	PTS	+/-	PIM	PP	SH	GW	S
Dave Keon	C	72	32	30	62	-15	6	9	2	4	284
Norm Ullman	C	74	18	42	60	20	37	4	1	0	207
Mike Walton	C	58	21	34	55	-11	68	7	0	6	242
Ron Ellis	R	76	35	19	54	11	14	6	1	3	227
Murray Oliver	C	76	14	33	47	-19	16	5	0	3	200
Jim McKenny	D	73	11	33	44	-2	34	3	0	0	170
Paul Henderson	R	67	20	22	42	14	18	5	0	4	213
Bob Puiford	L	74	18	19	37	-24	31	3	0	1	227
George Armstrong	R	49	13	15	28	9	12	2	0	3	93
Brit Selby	L	74	10	13	23	-5	40	1	0	3	88
Tim Horton	D	59	3	19	22	4	91	1	0	1	116
Floyd Smith	R	61	4	14	18	-3	13	0	0	0	73
Jim Harrison	C	31	7	10	17	2	36	1	0	0	43
Jim Dorey	D	46	6	11	17	9	99	0	0	0	122
Rick Ley	D	48	2	13	15	-16	102	1	0	0	52
Brian Glennie	D	52	1	14	15	-4	50	0	0	0	44
Terry Clancy	R	52	6	5	11	4	31	0	0	1	77
Pat Quinn	D	59	0	5	5	-14	88	0	0	0	47
Mike Pelyk	D	36	1	3	4	-10	37	0	0	0	47
Doug Acomb	C	2	0	1	1	1	0	0	0	0	0
Wayne Carleton	L	7	0	1	1	1	6	0	0	0	6
Marv Edwards	G	25	0	1	1	0	24	0	0	0	0
Bruce Gamble	G	52	0	1	1	0	0	0	0	0	0
Ken Murray	D	1	0	1	1	1	2	0	0	0	1
Marcel Pronovost	D	7	0	1	1	5	4	0	0	0	2
Ron Ward	C	18	0	1	1	-2	2	0	0	0	11
Johnny Bower	G	1	0	0	0	0	0	0	0	0	0
Chris Evans	D	2	0	0	0	-5	0	0	0	0	0
Danny Johnson	C	1	0	0	0	0	0	0	0	0	0
Larry McIntyre	D	1	0	0	0	3	0	0	0	0	1
Gerry McNamara	G	2	0	0	0	0	0	0	0	0	0
Randy Murray	D	3	0	0	0	0	2	0	0	0	3
Gordie Nelson	D	3	0	0	0	2	11	0	0	0	5
Brian Spencer	L	9	0	0	0	-4	12	0	0	0	8
PLAYER	POS	GP	W	L	T/O	GA	GAA	SO	PIM	MIN	
Bruce Gamble	G	52	19	24	9	156	3.06	5	0	3057	
Marv Edwards	G	25	10	9	4	77	3.25	1	24	1420	
Johnny Bower	G	1	0	1	0	5	5.00	0	0	60	
Gerry McNamara	G	2	0	0	0	2	5.22	0	0	23	

HOME ARENA

Maple Leaf Gardens (Capacity: 16,315)

PLAYOFF RESULT

Out of Playoffs

UNIFORMS



(37-33-8 / 82 Points / 4th in East Division)

GENERAL MANAGER: Jim Gregory

HEAD COACH: John McLellan

CAPTAIN: Dave Keon

PLAYER	POS	GP	G	A	PTS	+/-	PIM	PP	SH	GW	S
Norm Ullman	C	73	34	51	85	14	24	11	1	4	226
Dave Keon	C	76	38	38	76	24	4	5	8	9	277
Paul Henderson	R	72	30	30	60	14	34	8	0	2	213
Ron Ellis	R	78	24	29	53	17	10	2	0	2	234
Billy MacMillan	R	76	22	19	41	10	42	3	1	4	156
Garry Monahan	L	78	15	22	37	11	79	4	1	4	173
Jim Harrison	C	78	13	20	33	6	108	0	1	1	147
Jim McKenny	D	68	4	26	30	11	42	2	1	1	131
Jim Dorey	D	74	7	22	29	6	198	0	1	1	171
Mike Pelyk	D	73	5	21	26	17	54	0	0	1	78
George Armstrong	R	59	7	18	25	7	6	0	0	1	93
Guy Trotter	B	61	19	5	24	-12	21	7	0	3	106
Brian Spencer	L	50	9	15	24	2	115	3	0	1	61
Rick Ley	D	76	4	16	20	11	151	0	0	0	78
Darryl Sittler	C	49	10	8	18	3	37	3	0	3	131
Bob Baun	D	58	1	17	18	17	123	0	0	0	104
Mike Walton	C	23	3	10	13	-14	21	2	0	0	68
Brad Selwood	D	28	2	10	12	-7	13	2	0	0	31
Brian Glennie	D	54	0	8	8	-1	31	0	0	0	42
Denis Dupere	L	20	1	2	3	-1	4	1	0	0	18
Bob Liddington	L	11	0	1	1	-2	2	0	0	0	2
Brit Selby	L	11	0	1	1	-3	6	0	0	0	7
Doug Brindley	L/C	3	0	0	0	0	0	0	0	0	0
Bruce Gamble	G	23	0	0	0	0	0	0	0	0	0
Brian Marchinko	C	2	0	0	0	0	0	0	0	0	0
Murray McLachlan	G	2	0	0	0	0	0	0	0	0	0
Ken Murray	D	4	0	0	0	1	0	0	0	0	1
Bernie Parent	G	18	0	0	0	0	0	0	0	0	0
Jacques Plante	G	40	0	0	0	0	2	0	0	0	0
Rene Robert	R	5	0	0	0	-2	0	0	0	0	8
Errol Thompson	L	1	0	0	0	-1	0	0	0	0	0
PLAYER	POS	GP	W	L	T/O	GA	GAA	SO	PIM	MIN	
Jacques Plante	G	40	24	11	4	73	1.88	4	2	2329	
Bruce Gamble	G	23	6	14	1	83	3.87	2	0	1286	
Bernie Parent	G	18	7	7	3	46	2.65	0	0	1040	
Murray McLachlan	G	2	0	1	0	4	9.60	0	0	25	

HOME ARENA

Maple Leaf Gardens (Capacity: 16,315)

PLAYOFF RESULT

Lost Quarter-Final

UNIFORMS



Dave Keon & Ken Dryden

GP	DATE	OPPONENT	RESULT
1	Oct 11	@ Vancouver	3-5 L
2	Oct 14	St. Louis	7-3 W
3	Oct 17	NY Rangers	2-6 L
4	Oct 18	@ Philadelphia	2-4 L
5	Oct 21	@ NY Rangers	2-3 L
6	Oct 24	Chicago	0-1 L
7	Oct 28	Montreal	6-2 W
8	Oct 31	Min. North Stars	1-3 L
9	Nov 1	@ Detroit	5-4 W
10	Nov 4	@ Los Angeles	2-3 L
11	Nov 6	@ Cal. Golden Seals	4-8 L
12	Nov 7	@ Vancouver	2-3 L
13	Nov 11	Vancouver	2-4 L
14	Nov 14	Boston	3-2 W
15	Nov 15	@ NY Rangers	2-4 L
16	Nov 18	Buffalo	2-7 L
17	Nov 19	@ Montreal	1-5 L
18	Nov 21	Cal. Golden Seals	5-3 W
19	Nov 24	Pittsburgh	4-4 T
20	Nov 26	@ St. Louis	0-1 L
21	Nov 28	Detroit	9-4 W
22	Nov 29	@ Boston	2-4 L
23	Dec 2	Los Angeles	7-0 W
24	Dec 5	NY Rangers	0-1 L
25	Dec 6	@ Chicago	2-6 L
26	Dec 8	@ Pittsburgh	0-4 L
27	Dec 9	Montreal	4-0 W
28	Dec 12	Chicago	2-1 W
29	Dec 13	@ Buffalo	4-0 W
30	Dec 16	@ Pittsburgh	4-2 W
31	Dec 19	Buffalo	2-0 W
32	Dec 20	@ Buffalo	4-2 W
33	Dec 23	Vancouver	7-2 W
34	Dec 25	@ Min. North Stars	3-6 L
35	Dec 26	Philadelphia	9-1 W
36	Dec 30	Cal. Golden Seals	3-1 W
37	Jan 2	Detroit	13-0 W
38	Jan 5	@ Min. North Stars	2-0 W
39	Jan 6	Min. North Stars	4-4 T
40	Jan 9	Pittsburgh	5-2 W
41	Jan 10	@ Detroit	3-2 W
42	Jan 13	Cal. Golden Seals	1-1 T
43	Jan 14	@ Philadelphia	0-3 L
44	Jan 16	Los Angeles	8-1 W
45	Jan 17	@ Boston	1-9 L
46	Jan 20	@ Vancouver	5-1 W
47	Jan 22	@ Cal. Golden Seals	2-5 L
48	Jan 23	@ Los Angeles	2-3 L
49	Jan 27	@ Pittsburgh	1-3 L
50	Jan 30	@ Montreal	5-4 W
51	Feb 3	St. Louis	6-2 W
52	Feb 6	Philadelphia	4-3 W
53	Feb 7	@ Buffalo	4-3 W
54	Feb 9	@ St. Louis	3-3 T
55	Feb 10	@ Chicago	3-2 W
56	Feb 13	Los Angeles	8-1 W
57	Feb 14	Boston	1-5 L
58	Feb 17	Pittsburgh	4-3 W
59	Feb 20	St. Louis	3-1 W
60	Feb 21	@ Min. North Stars	4-1 W
61	Feb 25	Min. North Stars	1-1 T
62	Feb 27	Buffalo	2-0 W
63	Feb 28	@ Boston	3-4 L
64	Mar 3	Vancouver	3-1 W
65	Mar 5	@ St. Louis	1-3 L
66	Mar 6	Chicago	2-2 T
67	Mar 10	Montreal	2-1 W
68	Mar 13	Philadelphia	2-3 L
69	Mar 14	@ NY Rangers	0-1 L
70	Mar 18	@ Montreal	1-4 L
71	Mar 20	NY Rangers	3-1 W
72	Mar 21	@ Philadelphia	1-1 T
73	Mar 24	@ Cal. Golden Seals	6-0 W
74	Mar 25	@ Los Angeles	3-5 L
75	Mar 28	@ Detroit	1-2 L
76	Mar 31	Detroit	2-2 T
77	Apr 3	Boston	3-8 L
78	Apr 4	@ Chicago	3-2 W



1975-76

(34-31-15 / 83 Points / 3rd in Adams Division)

GENERAL MANAGER: Jim Gregory
HEAD COACH: Red Kelly
CAPTAIN: Darryl Sittler

Table with columns: PLAYER, POS, GP, G, A, PTS, +/-, PIM, PP, SH, GW, S. Lists player statistics for the 1975-76 season.

Table with columns: PLAYER, POS, GP, W, L, T/O, GA, GAA, SO, PIM, MIN. Lists player statistics for the 1975-76 season.

HOME ARENA
Maple Leaf Gardens (Capacity: 16,485)

PLAYOFF RESULT
Lost Quarter-Final

UNIFORMS



Main game log table with columns: GP, DATE, OPPONENT, RESULT. Lists all games for the 1975-76 season.



1976-77

(33-32-15 / 81 Points / 3rd in Adams Division)

GENERAL MANAGER: Jim Gregory
HEAD COACH: Red Kelly
CAPTAIN: Darryl Sittler

Table with columns: PLAYER, POS, GP, G, A, PTS, +/-, PIM, PP, SH, GW, S. Lists player statistics for the 1976-77 season.

Table with columns: PLAYER, POS, GP, W, L, T/O, GA, GAA, SO, PIM, MIN. Lists player statistics for the 1976-77 season.

HOME ARENA
Maple Leaf Gardens (Capacity: 16,485)

PLAYOFF RESULT
Lost Quarter-Final

UNIFORMS



Darryl Sittler

Main game log table with columns: GP, DATE, OPPONENT, RESULT. Lists all games for the 1976-77 season.



1981-82

(20-44-16 / 56 Points / 5th in Norris Division)

GENERAL MANAGER: Gerry McNamara

HEAD COACH: Mike Nykoluk

CAPTAIN: Darryl Sittler (Oct. - Jan. 5), Rick Vaive (Jan. 6 - Apr.)

Table with columns: PLAYER, POS, GP, G, A, PTS, +/-, PIM, PP, SH, GW, S. Lists player stats for the 1981-82 season.

Summary table with columns: PLAYER, POS, GP, W, L, T/O, GA, GAA, SO, PIM, MIN. Lists totals for Michel Larocque, Vincent Tremblay, and Bob Parent.

HOME ARENA
Maple Leaf Gardens (Capacity: 16,485)

PLAYOFF RESULT
Out of Playoffs

UNIFORMS
HOME AWAY



1982-83

(28-40-12 / 68 Points / 3rd in Norris Division)

GENERAL MANAGER: Gerry McNamara

HEAD COACH: Mike Nykoluk

CAPTAIN: Rick Vaive

Main table with columns: PLAYER, POS, GP, G, A, PTS, +/-, PIM, PP, SH, GW, S. Lists player stats for the 1982-83 season.

Summary table with columns: PLAYER, POS, GP, W, L, T/O, GA, GAA, SO, PIM, MIN. Lists totals for Mike Palmateer, Rick St. Croix, and Vincent Tremblay.

HOME ARENA
Maple Leaf Gardens (Capacity: 16,382)

PLAYOFF RESULT
Lost Division Semi-Final

UNIFORMS
HOME AWAY



Table with columns: GP, DATE, OPPONENT, RESULT. Lists game-by-game results for the 1982-83 season.



1983-84

(26-45-9 / 61 Points / 5th in Norris Division)

GENERAL MANAGER: Gerry McNamara

HEAD COACH: Mike Nykoluk

CAPTAIN: Rick Vaive

Table with columns: PLAYER, POS, GP, G, A, PTS, +/-, PIM, PP, SH, GW, S. Lists player stats for the 1983-84 season.

Table with columns: PLAYER, POS, GP, W, L, T/O, GA, SV%, GAA, SO, PIM, MIN. Lists goalie stats for the 1983-84 season.

HOME ARENA
Maple Leaf Gardens (Capacity: 16,382)

PLAYOFF RESULTS
Out of Playoffs

UNIFORMS

HOME AWAY



*From 1983-84 to 1998-99, five minutes of sudden-death overtime was played in games that were tied after regulation.



1984-85

(20-52-8 / 48 Points / 5th in Norris Division)

GENERAL MANAGER: Gerry McNamara

HEAD COACH: Dan Maloney

CAPTAIN: Rick Vaive

Table with columns: PLAYER, POS, GP, G, A, PTS, +/-, PIM, PP, SH, GW, S. Lists player stats for the 1984-85 season.

Table with columns: PLAYER, POS, GP, W, L, T/O, GA, SV%, GAA, SO, PIM, MIN. Lists goalie stats for the 1984-85 season.

HOME ARENA
Maple Leaf Gardens (Capacity: 16,382)

PLAYOFF RESULTS
Out of Playoffs

UNIFORMS

HOME AWAY





1985-86

(25-48-7 / 57 Points / 4th in Norris Division)

GENERAL MANAGER: Gerry McNamara

HEAD COACH: Dan Maloney

CAPTAIN: Rick Vaive (Oct. - Feb. 22), None (Feb. 22 - Apr.)

PLAYER	POS	GP	G	A	PTS	+	-	PIM	PP	SH	GW	S
Miroslav Frycer	R	73	32	43	75	-24	74	7	0	3	201	
Tom Fergus	C	78	31	42	73	-24	64	3	2	3	168	
Rick Vaive	R	61	33	31	64	-19	85	12	0	1	225	
Russ Courtnall	R	73	22	38	60	0	52	3	1	4	203	
Steve Thomas	L	65	20	37	57	-15	36	5	0	5	197	
Marian Stastny	R	70	23	30	53	-6	21	7	0	0	132	
Wendel Clark	L/D	66	34	11	45	-27	227	4	0	3	164	
Peter Ihnacak	C	63	18	27	45	-9	16	5	0	1	96	
Walt Poddubny	L	33	12	22	34	6	25	5	0	1	76	
Al Iafrate	D	65	8	25	33	-10	40	2	0	2	94	
Greg Terrion	L	76	10	22	32	-5	31	0	2	1	105	
Gary Leeman	R	53	9	23	32	-1	20	1	1	0	123	
Brad Maxwell	D	52	8	18	26	-27	108	4	0	0	93	
Dan Hodgson	C	40	13	12	25	-5	12	2	0	0	54	
Jim Benning	D	52	4	21	25	-4	71	2	0	0	76	
Borje Salming	D	41	7	15	22	-7	48	3	1	1	71	
Brad Smith	R	42	5	17	22	-8	84	0	0	0	46	
Dan Daoust	C	80	7	13	20	-21	88	1	0	0	92	
Gary Nylund	D	79	2	16	18	-32	180	0	0	0	84	
Chris Kotsopoulos	D	61	6	11	17	-5	83	0	0	0	69	
Gary McAdam	L	15	1	6	7	-11	0	0	0	0	9	
Miroslav Ihnacak	L	21	2	4	6	-6	27	1	0	0	25	
Bob McGill	D	61	1	4	5	-17	141	0	0	0	28	
Todd Gill	D	15	1	2	3	0	28	0	0	0	9	
Jeff Jackson	L	5	1	2	3	3	2	0	0	0	2	
Wes Jarvis	C	2	1	0	1	-1	2	0	0	0	2	
Tim Bernhardt	G	23	0	1	1	0	0	0	0	0	0	
Rich Costello	C	2	0	1	1	0	0	0	0	0	2	
Craig Muni	D	6	0	1	1	-3	4	0	0	0	2	
Bill Root	D	27	0	1	1	-8	29	0	0	0	34	
Blake Wesley	D	27	0	1	1	-4	21	0	0	0	11	
Allan Bester	G	1	0	0	0	0	0	0	0	0	0	
Jeff Brubaker	L	21	0	0	0	0	67	0	0	0	8	
Bill Derlago	C	1	0	0	0	0	0	0	0	0	2	
Don Edwards	G	38	0	0	0	0	4	0	0	0	0	
Rod Schutt	L	6	0	0	0	-2	0	0	0	0	2	
Ken Wregget	G	30	0	0	0	0	16	0	0	0	0	

PLAYER	POS	GP	W	L	T/O	GA	SV%	GAA	SO	PIM	MIN
Don Edwards	G	38	12	23	0	160	.860	4.78	0	4	2009
Ken Wregget	G	30	9	13	4	113	.875	4.33	0	16	1566
Tim Bernhardt	G	23	4	12	3	107	.853	5.07	0	0	1266
Allan Bester	G	1	0	0	0	2	.600	6.00	0	0	20

HOME ARENA

Maple Leaf Gardens (Capacity: 16,382)

PLAYOFF RESULT

Lost Division Final

UNIFORMS



GP	DATE	OPPONENT	RESULT
1	Oct 10	@ Boston	1-3 L
2	Oct 12	Que. Nordiques	0-4 L
3	Oct 13	@ Chicago	5-1 W
4	Oct 16	Washington	5-6 L (OT)
5	Oct 19	Wpg. Jets	3-4 L
6	Oct 23	Pittsburgh	4-5 L
7	Oct 24	@ Pittsburgh	4-6 L
8	Oct 26	Min. North Stars	5-7 L
9	Oct 30	@ Vancouver	3-5 L
10	Nov 2	@ Calgary	2-4 L
11	Nov 3	@ Edmonton	1-7 L
12	Nov 6	NY Islanders	4-5 L
13	Nov 8	@ Detroit	3-3 T
14	Nov 9	St. Louis	2-2 T
15	Nov 12	@ St. Louis	3-4 L (OT)
16	Nov 14	Boston	6-6 T
17	Nov 16	Chicago	6-4 W
18	Nov 17	@ Buffalo	5-3 W
19	Nov 20	@ NY Rangers	3-7 L
20	Nov 23	Detroit	9-3 W
21	Nov 26	@ St. Louis	1-5 L
22	Nov 27	@ Pittsburgh	1-7 L
23	Nov 30	Buffalo	3-2 W (OT)
24	Dec 4	New Jersey	10-7 W
25	Dec 5	@ Philadelphia	6-3 W
26	Dec 7	Montreal	3-6 L
27	Dec 10	@ Washington	2-3 L
28	Dec 11	St. Louis	6-4 W
29	Dec 14	@ Min. North Stars	6-6 T
30	Dec 15	@ Wpg. Jets	3-3 T
31	Dec 18	@ Los Angeles	3-4 L
32	Dec 20	@ Vancouver	3-5 L
33	Dec 26	@ Detroit	5-4 W
34	Dec 28	Hfd. Whalers	3-6 L
35	Jan 1	Montreal	3-2 W
36	Jan 4	Los Angeles	4-6 L
37	Jan 5	Detroit	5-6 L
38	Jan 8	Edmonton	11-9 W
39	Jan 10	@ Buffalo	7-9 L
40	Jan 11	Que. Nordiques	1-5 L
41	Jan 13	Detroit	7-4 W
42	Jan 15	@ St. Louis	1-10 L
43	Jan 18	Min. North Stars	2-5 L
44	Jan 19	Calgary	5-9 L
45	Jan 22	NY Rangers	2-4 L
46	Jan 23	@ Hfd. Whalers	1-4 L
47	Jan 25	@ Montreal	2-3 L (OT)
48	Jan 28	NY Islanders	2-9 L
49	Jan 29	Washington	5-2 W
50	Feb 1	Chicago	4-7 L
51	Feb 2	@ Chicago	4-3 W
52	Feb 6	@ Min. North Stars	7-8 L (OT)
53	Feb 8	St. Louis	3-4 L (OT)
54	Feb 11	Min. North Stars	2-4 L
55	Feb 13	@ Chicago	4-5 L (OT)
56	Feb 15	Chicago	4-3 W
57	Feb 16	Vancouver	4-4 T
58	Feb 19	@ Edmonton	5-9 L
59	Feb 20	@ Calgary	7-6 W (OT)
60	Feb 23	@ Min. North Stars	3-4 L
61	Feb 25	NY Rangers	7-3 W
62	Feb 28	@ Detroit	7-3 W
63	Mar 1	Detroit	4-6 L
64	Mar 3	Wpg. Jets	6-1 W
65	Mar 5	@ Min. North Stars	3-5 L
66	Mar 6	@ Philadelphia	4-7 L
67	Mar 8	Chicago	4-3 W
68	Mar 13	@ New Jersey	7-4 W
69	Mar 15	Philadelphia	5-6 L (OT)
70	Mar 17	Los Angeles	7-6 W
71	Mar 19	@ Que. Nordiques	2-5 L
72	Mar 20	NY Islanders	1-7 L
73	Mar 22	New Jersey	3-6 L
74	Mar 26	Min. North Stars	1-6 L
75	Mar 29	St. Louis	4-1 W
76	Mar 30	@ Chicago	5-4 W (OT)
77	Apr 1	@ St. Louis	2-2 T
78	Apr 3	@ Boston	2-4 L
79	Apr 5	@ Hfd. Whalers	1-7 L
80	Apr 6	@ Detroit	2-4 L



1986-87

(32-42-6 / 70 Points / 4th in Norris Division)

GENERAL MANAGER: Gerry McNamara

HEAD COACH: John Brophy

CAPTAIN: None

PLAYER	POS	GP	G	A	PTS	+	-	PIM	PP	SH	GW	S
Russ Courtnall	R	79	29	44	73	-20	90	3	6	3	282	
Rick Vaive	R	73	32	34	66	12	61	8	1	6	214	
Steve Thomas	L	78	35	27	62	-3	114	3	0	7	245	
Wendel Clark	L/D	80	37	23	60	-23	271	15	0	1	246	
Gary Leeman	R	80	21	31	52	-26	66	4	3	2	196	
Tom Fergus	C	57	21	28	49	1	57	2	1	2	119	
Vincent Damphousse	C	80	21	25	46	-6	26	4	0	1	142	
Peter Ihnacak	C	58	12	27	39	5	16	4	0	1	98	
Todd Gill	D	61	4	27	31	-3	92	1	0	0	51	
Al Iafrate	D	80	9	21	30	-18	55	0	0	3	132	
Mike Allison	L	71	7	16	23	1	66	1	3	2	48	
Rick Lanz	D	44	2	19	21	4	32	1	0	0	91	
Borje Salming	D	56	4	16	20	17	42	0	1	1	71	
Jeff Jackson	L	55	8	7	15	-11	64	0	0	0	42	
Miroslav Frycer	R	29	7	8	15	-15	28	3	0	0	52	
Greg Terrion	L	67	7	8	15	-5	6	0	2	0	55	
Mark Osborne	L	16	5	10	15	-1	12	1	0	0	31	
Brad Smith	R	47	5	7	12	15	172	0	0	2	45	
Chris Kotsopoulos	D	43	2	10	12	8	75	0	0	0	43	
Miroslav Ihnacak	L	34	6	5	11	3	12	0	0	0	65	
Ken Yaremchuk	C	20	3	8	11	0	16	0	0	0	33	
Dan Daoust	C	33	4	3	7	0	35	0	0	1	25	
Bill Root	D	34	3	3	6	-9	37	1	0	0	31	
Bob McGill	D	56	1	4	5	-2	103	0	0	0	27	
Ken Wregget	G	56	0	4	4	0	20	0	0	0	0	
Daryl Evans	L	2	1	0	1	-2	0	1	0	0	2	
Ted Fauss	D	15	0	1	1	4	11	0	0	0	4	
Terry Johnson	D	48	0	1	1	-5	104	0	0	0	10	
Jim Benning	D	5	0	0	0	0	4	0	0	0	3	
Tim Bernhardt	G	1	0	0	0	0	0	0	0	0	0	
Allan Bester	G	36	0	0	0	0	8	0	0	0	0	
Jerome Dupont	D	13	0	0	0	-5	23	0	0	0	5	
Val James	L	4	0	0	0	0	14	0	0	0	0	
Derek Laxdal	R	2	0	0	0	-1	7	0	0	0	0	
Kevin Maguire	R	17	0	0	0	-6	74	0	0	0	2	

PLAYER	POS	GP	W	L	T/O	GA	SV%	GAA	SO	PIM	MIN
Ken Wregget	G	56	22	28	3	200	.875	3.97	0	20	3026
Allan Bester	G	36	10	14	3	110	.889	3.65	2	8	1808
Tim Bernhardt	G	1	0	0	0	3	.571	9.00	0	0	20

HOME ARENA

Maple Leaf Gardens (Capacity: 16,382)

PLAYOFF RESULT

Lost Division Final

UNIFORMS



GP	DATE	OPPONENT	RESULT
1	Oct 9	Montreal	7-4 W
2	Oct 11	Buffalo	5-5 T
3	Oct 14	St. Louis	1-1 T
4	Oct 17	@ New Jersey	3-2 W
5	Oct 18	Chicago	3-2 W
6	Oct 22	Que. Nordiques	1-7 L
7	Oct 25	@ Que. Nordiques	3-4 L
8	Oct 26	@ NY Rangers	3-3 T
9	Oct 28	Chicago	2-1 W
10	Oct 30	Hfd. Whalers	6-2 W
11	Nov 1	Detroit	2-0 W
12	Nov 5	St. Louis	6-4 W
13	Nov 6	@ Min. North Stars	1-4 L
14	Nov 8	Vancouver	3-5 L
15	Nov 12	@ St. Louis	2-4 L
16	Nov 15	Detroit	6-0 W
17	Nov 16	@ Chicago	7-3 W



1987-88

(21-49-10 / 52 Points / 4th in Norris Division)

GENERAL MANAGER: Gerry McNamara (Oct. - Feb. 6); John Brophy, Dick Duff and Gord Stellick (interim) (Feb. 6 - Apr.)

HEAD COACH: John Brophy

CAPTAIN: None

Table with columns: PLAYER, POS, GP, G, A, PTS, +/-, PIM, PP, SH, GW, S. Lists player statistics for the 1987-88 season.

Table with columns: PLAYER, POS, GP, W, L, T/O, GA, SV%, GAA, SO, PIM, MIN. Lists player statistics for the 1987-88 season.

HOME ARENA

Maple Leaf Gardens (Capacity: 16,382)

PLAYOFF RESULT

Lost Division Semi-Final

UNIFORMS

HOME

AWAY



Main table with columns: GP, DATE, OPPONENT, RESULT. Lists game results for the 1987-88 season.



1988-89

(28-46-6 / 62 Points / 5th in Norris Division)

GENERAL MANAGER: Gord Stellick

HEAD COACH: John Brophy (11-20-2), George Armstrong (17-26-4)

CAPTAIN: None

Table with columns: PLAYER, POS, GP, G, A, PTS, +/-, PIM, PP, SH, GW, S. Lists player statistics for the 1988-89 season.

Table with columns: PLAYER, POS, GP, W, L, T/O, GA, SV%, GAA, SO, PIM, MIN. Lists player statistics for the 1988-89 season.

HOME ARENA

Maple Leaf Gardens (Capacity: 16,382)

PLAYOFF RESULT

Out of Playoffs

UNIFORMS

HOME

AWAY



Main table with columns: GP, DATE, OPPONENT, RESULT. Lists game results for the 1988-89 season.



1989-90

(38-38-4 / 80 Points / 3rd in Norris Division)

GENERAL MANAGER: Floyd Smith
HEAD COACH: Doug Carpenter
CAPTAIN: Rob Ramage

PLAYER	POS	GP	G	A	PTS	+	-	PIM	PP	SH	GW	S
Gary Leeman	R	80	51	44	95	4	63	14	1	5	256	
Vincent Damphousse	C	80	33	61	94	2	56	9	0	5	229	
Ed Olczyk	C	79	32	56	88	0	78	6	0	4	208	
Daniel Marois	R	68	39	37	76	1	82	14	0	3	183	
Mark Osborne	L	78	23	50	73	2	91	3	1	6	137	
Al Iafate	D	75	21	42	63	-4	135	6	1	0	153	
Tom Kurvers	D	70	15	37	52	-8	29	9	1	1	156	
Rob Ramage	D	80	8	41	49	-1	202	3	0	1	196	
Tom Fergus	C	54	19	26	45	-18	62	4	0	2	120	
Lou Franceschetti	R	80	21	15	36	-12	127	0	2	4	76	
Dave Reid	L	70	9	19	28	-8	9	0	4	1	97	
Wendel Clark	L/D	38	18	8	26	2	116	7	0	2	85	
Dan Daoust	C	65	7	11	18	1	89	0	4	0	53	
Gilles Thibaudeau	C	21	7	11	18	6	13	3	0	2	44	
Luke Richardson	D	67	4	14	18	-1	122	0	0	0	80	
John McIntyre	C	59	5	12	17	-12	117	0	1	1	44	
Dave Hannan	C	39	6	9	15	-12	55	0	1	0	39	
Scott Pearson	L	41	5	10	15	-7	90	0	0	1	66	
Todd Gill	D	48	1	14	15	-8	92	0	0	0	44	
Brad Marsh	D	79	1	13	14	14	95	0	0	0	50	
John Kordic	R	55	9	4	13	-8	252	3	0	0	48	
Brian Curran	D	72	2	9	11	-2	301	0	0	0	21	
Bobby Reynolds	L	7	1	1	2	-3	0	0	0	0	13	
Allan Bester	G	42	0	2	2	0	4	0	0	0	0	
Peter Ihnacak	C	5	0	2	2	3	0	0	0	0	5	
Mark LaForest	G	27	0	1	1	0	23	0	0	0	0	
Paul Lawless	L	6	0	1	1	-4	0	0	0	0	6	
Jeff Reese	G	21	0	1	1	0	10	0	0	0	0	
Darryl Shannon	D	10	0	1	1	-10	12	0	0	0	16	
Jack Capuano	D	1	0	0	0	-1	0	0	0	0	1	
Tie Domi	R	2	0	0	0	0	42	0	0	0	0	
Rocky Dundas	R	5	0	0	0	-1	14	0	0	0	1	
Peter Ing	G	3	0	0	0	0	0	0	0	0	0	
Sean McKenna	R	5	0	0	0	-3	20	0	0	0	6	
Mike Stevens	L	1	0	0	0	0	0	0	0	0	2	

PLAYER	POS	GP	W	L	T/O	GA	SV%	GAA	SO	PIM	MIN
Allan Bester	G	42	20	16	0	165	.873	4.49	0	4	2206
Mark LaForest	G	27	9	14	0	87	.886	3.89	0	23	1343
Jeff Reese	G	21	9	6	3	81	.871	4.41	0	10	1101
Peter Ing	G	3	0	2	1	18	.832	5.93	0	0	182

HOME ARENA
Maple Leaf Gardens (Capacity: 16,382)

PLAYOFF RESULT
Lost Division Semi-Final

UNIFORMS



1990-91

(23-46-11 / 57 Points / 5th in Norris Division)

GENERAL MANAGER: Floyd Smith
HEAD COACH: Doug Carpenter (1-9-1), Tom Watt (22-37-10)
CAPTAIN: Rob Ramage

PLAYER	POS	GP	G	A	PTS	+	-	PIM	PP	SH	GW	S
Vincent Damphousse	C	79	26	47	73	-31	65	10	1	4	247	
Mike Krushelnyski	L/C	59	17	22	39	-6	48	2	2	1	98	
Dave Ellett	D	60	8	30	38	-4	69	5	0	1	154	
Rob Ramage	D	80	10	25	35	2	173	5	0	2	169	
Wendell Clark	L	63	18	16	34	-5	152	4	0	2	181	
Dave Hannan	C	74	11	23	34	-9	82	0	1	2	72	
Daniel Marois	R	78	21	9	30	-16	112	6	0	1	152	
Gary Leeman	R	52	17	12	29	-25	39	4	0	1	135	
Dave Reid	L	69	15	13	28	-10	18	1	8	0	110	
Peter Zezel	C	32	14	14	28	-7	4	6	0	5	69	
Michel Petit	D	54	9	19	28	-19	132	3	1	2	95	
Todd Gill	D	72	2	22	24	-4	113	0	0	0	90	
Lucien DeBlois	C	38	10	12	22	-4	30	0	1	0	57	
Doug Shedd	C	23	8	10	18	2	10	4	0	0	35	
Al Iafate	D	42	3	15	18	-15	113	2	0	0	51	
Mike Foligno	R	37	8	7	15	-3	65	1	0	0	56	
Paul Fenton	L	30	5	10	15	-3	0	1	1	0	46	
Kevin Maguire	R	63	9	5	14	-10	180	1	0	0	52	
Ed Olczyk	C	18	4	10	14	-7	13	0	0	0	45	
Brian Bradley	C	26	0	11	11	-7	20	0	0	0	32	
Aaron Broten	L/C	27	6	4	10	12	32	0	0	1	45	
Luke Richardson	D	78	1	9	10	-28	238	0	0	0	68	
Tom Fergus	C	14	5	4	9	-5	8	2	0	0	17	
Gilles Thibaudeau	C	20	2	7	9	-7	4	0	0	0	36	
Mark Osborne	L	18	3	3	6	-10	4	1	1	0	32	
Rob Ramage	L/R	25	2	4	6	-5	21	2	0	1	18	
Bob Rouse	D	13	2	4	6	-11	10	1	0	0	15	
Joe Sacco	R	20	0	5	5	-5	2	0	0	0	20	
Mike Millar	R	7	2	2	4	-1	2	0	0	0	11	
Scott Thornton	L	33	1	3	4	-15	30	0	0	0	31	
Alexander Godynuk	D	18	0	3	3	-3	16	0	0	0	15	
Tom Kurvers	D	19	0	3	3	-12	8	0	0	0	23	
John McIntyre	C	13	0	3	3	0	25	0	0	0	7	
Lou Franceschetti	R	16	1	1	2	-2	30	0	0	0	7	
Claude Loiselle	C	7	1	1	2	0	2	0	0	0	10	
Drake Berehowsky	D	8	0	1	1	-6	25	0	0	0	4	
Jeff Reese	G	30	0	1	1	0	0	0	0	0	0	
Darryl Shannon	D	10	0	1	1	1	0	0	0	0	3	
Darren Veitch	D	2	0	1	1	-4	0	0	0	0	2	
Allan Bester	G	6	0	0	0	0	0	0	0	0	0	
Brian Curran	D	4	0	0	0	-2	7	0	0	0	0	
Peter Ing	G	56	0	0	0	0	6	0	0	0	0	
Greg Johnston	R	1	0	0	0	0	0	0	0	0	0	
John Kordic	R	3	0	0	0	0	9	0	0	0	1	
Brad Marsh	D	22	0	0	0	-6	15	0	0	0	18	
Scott Pearson	L	12	0	0	0	-5	20	0	0	0	13	
Damian Rhodes	G	1	0	0	0	0	0	0	0	0	0	
Jeff Serowik	D	1	0	0	0	0	0	0	0	0	1	

PLAYER	POS	GP	W	L	T/O	GA	SV%	GAA	SO	PIM	MIN
Peter Ing	G	56	16	29	8	200	.883	3.84	1	6	3126
Jeff Reese	G	30	6	13	3	92	.868	3.86	1	0	1430
Allan Bester	G	6	0	4	0	18	.860	4.37	0	0	247
Damian Rhodes	G	1	0	0	0	1	.962	1.00	0	0	60

HOME ARENA
Maple Leaf Gardens (Capacity: 16,382)

PLAYOFF RESULT
Out of Playoffs

UNIFORMS



GP	DATE	OPPONENT	RESULT
1	Oct 4	@ Wpg. Jets	1-7 L
2	Oct 6	@ Calgary	1-4 L
3	Oct 7	@ Edmonton	2-3 L
4	Oct 10	Que. Nordiques	5-8 L
5	Oct 13	Detroit	3-3 T
6	Oct 17	Hfd. Whalers	1-3 L
7	Oct 18	@ Chicago	0-3 L
8	Oct 20	Chicago	6-2 W
9	Oct 22	@ NY Rangers	1-5 L
10	Oct 24	St. Louis	3-8 L
11	Oct 25	@ St. Louis	5-8 L
12	Oct 27	Buffalo	1-3 L
13	Oct 30	Min. North Stars	5-4 W
14	Nov 1	@ Detroit	4-5 L
15	Nov 3	Calgary	3-7 L
16	Nov 4	Philadelphia	1-7 L
17	Nov 6	@ NY Islanders	3-4 L
18	Nov 8	Vancouver	3-5 L
19	Nov 10	Chicago	1-5 L
20	Nov 12	Wpg. Jets	5-2 W
21	Nov 14	Washington	5-3 W
22	Nov 17	Detroit	4-8 L
23	Nov 19	Boston	2-5 L
24	Nov 21	@ Washington	3-5 L
25	Nov 23	@ Philadelphia	1-4 L
26	Nov 24	Edmonton	1-4 L
27	Nov 27	@ St. Louis	4-3 W (OT)
28	Nov 29	@ Vancouver	1-2 L
29	Dec 1	@ Los Angeles	4-3 W
30	Dec 5	Min. North Stars	2-3 L
31	Dec 6	@ Min. North Stars	2-1 W (OT)
32	Dec 8	Chicago	1-2 L
33	Dec 12	Montreal	4-1 W
34	Dec 15	St. Louis	2-4 L
35	Dec 18	@ NY Islanders	2-2 T
36	Dec 19	@ NY Rangers	4-1 W
37	Dec 22	@ Washington	5-2 W
38	Dec 23	New Jersey	2-4 L
39	Dec 27	St. Louis	6-4 W
40	Dec 29	Pittsburgh	6-3 W
41	Jan 3	@ Min. North Stars	3-3 T
42	Jan 5	Los Angeles	2-4 L
43	Jan 8	Calgary	3-5 L
44	Jan 10	@ Chicago	2-7 L
45	Jan 12	Hfd. Whalers	2-2 T
46	Jan 14	Buffalo	3-9 L
47	Jan 17	Pittsburgh	5-6 L (OT)
48	Jan 22	@ Que. Nordiques	4-4 T
49	Jan 23	@ Montreal	3-7 L
50	Jan 26	@ Chicago	1-5 L
51	Jan 28	Min. North Stars	4-0 W
52	Feb 1	@ Detroit	1-4 L
53	Feb 2	Detroit	2-5 L
54	Feb 4	St. Louis	6-5 W (OT)
55	Feb 6	@ Wpg. Jets	5-5 T
56	Feb 7	@ Min. North Stars	2-4 L
57	Feb 9	NY Islanders	3-2 W
58	Feb 13	Philadelphia	3-6 L
59	Feb 16	Edmonton	3-2 W
60	Feb 17	@ Buffalo	3-0 W
61	Feb 19	@ St. Louis	2-3 L
62	Feb 21	@ Pittsburgh	4-11 L
63	Feb 23	@ Montreal	3-3 T
64	Feb 25	@ Detroit	4-5 L (OT)
65	Feb 27	New Jersey	7-3 W
66	Mar 2	NY Rangers	2-5 L
67	Mar 3	@ Hfd. Whalers	4-4 T
68	Mar 5	Boston	6-3 W
69	Mar 7	Vancouver	3-3 T
70	Mar 9	@ Boston	0-2 L
71	Mar 12	@ Que. Nordiques	4-3 W
72	Mar 13	@ New Jersey	2-3 L
73	Mar 16	Min. North Stars	4-3 W (OT)
74	Mar 17	@ Min. North Stars	3-4 L
75	Mar 20	@ Los Angeles	4-4 T
76	Mar 22	@ Detroit	3-1 W
77	Mar 23	Detroit	4-1 W
78	Mar 26	Chicago	2-2 T
79	Mar 28	@ Chicago	3-5 L
80	Mar 30	@ St. Louis	2-5 L</



1991-92

(30-43-7 / 67 Points / 5th in Norris Division)

GENERAL MANAGER: Cliff Fletcher

HEAD COACH: Tom Watt

CAPTAIN: Wendel Clark

Player statistics table for 1991-92 season with columns: PLAYER, POS, GP, G, A, PTS, +/-, PIM, PP, SH, GW, S

Player statistics table for 1991-92 season with columns: PLAYER, POS, GP, W, L, T/O, GA, SV%, GAA, SO, PIM, MIN

HOME ARENA: Maple Leaf Gardens (Capacity: 15,842)

PLAYOFF RESULT

Out of Playoffs

UNIFORMS



*The NHLPA went on strike on April 1, suspending play indefinitely. The strike was quickly settled after 10 days and all affected games were re-scheduled.



1992-93

(44-29-11 / 99 Points / 3rd in Norris Division)

GENERAL MANAGER: Cliff Fletcher

HEAD COACH: Pat Burns

CAPTAIN: Wendel Clark

Player statistics table for 1992-93 season with columns: PLAYER, POS, GP, G, A, PTS, +/-, PIM, PP, SH, GW, S

Player statistics table for 1992-93 season with columns: PLAYER, POS, GP, W, L, T/O, GA, SV%, GAA, SO, PIM, MIN

HOME ARENA: Maple Leaf Gardens (Capacity: 15,842)

PLAYOFF RESULT

Lost Conference Final

UNIFORMS



*Game played at Copps Coliseum in Hamilton, ON.

Player statistics table for 1992-93 season with columns: GP, DATE, OPPONENT, RESULT



1993-94

(43-29-12 / 98 Points / 2nd in Central Division)

GENERAL MANAGER: Cliff Fletcher
 HEAD COACH: Pat Burns
 CAPTAIN: Wendel Clark

PLAYER	POS	GP	G	A	PTS	+/-	PIM	PP	SH	GW	S
Doug Gilmour	C	83	27	84	111	25	105	10	1	3	167
Dave Andreychuk	L	83	53	46	99	22	98	21	5	8	333
Wendel Clark	L	64	46	30	76	10	115	21	0	8	275
Dave Ellett	D	68	7	36	43	6	42	5	0	1	146
Dmitri Mironov	D	76	9	27	36	5	78	3	0	0	147
Glenn Anderson	R	73	17	18	35	-6	50	5	0	3	127
Nikolai Borschevsky	R	45	14	20	34	6	10	7	0	1	105
John Cullen	C	53	13	17	30	-2	67	2	0	4	80
Rob Pearson	R	67	12	18	30	-6	189	1	0	4	119
Jamie Macoun	D	82	3	27	30	-5	115	1	0	1	122
Todd Gill	D	45	4	24	28	8	44	2	0	1	74
Mark Osborne	L	73	9	15	24	2	145	1	1	2	103
Bill Berg	L	83	8	11	19	-3	93	0	0	1	99
Mike Eastwood	C	54	8	10	18	2	28	1	0	2	41
Peter Zezel	C	41	8	8	16	5	19	0	0	0	47
Kent Manderville	C	67	7	9	16	5	63	0	0	1	81
Bob Rouse	D	63	5	11	16	8	101	1	1	0	77
Mike Gartner	R	10	6	6	12	9	4	1	0	0	30
Mike Krushelnyski	L/C	54	5	6	11	-5	28	1	0	1	71
Sylvain Lefebvre	D	84	2	9	11	33	79	0	0	0	96
Drake Berehowsky	D	49	2	8	10	-3	63	2	0	2	29
Ken Baumgartner	L	64	4	4	8	-6	185	0	0	0	34
Yanic Perreault	C	13	3	3	6	1	0	2	0	0	24
Chris Govedaris	L	12	2	2	4	4	14	0	0	0	16
Mark Greig	R	13	2	2	4	1	10	0	0	0	14
Felix Potvin	G	66	0	4	4	0	4	0	0	0	0
Guy Larose	C	10	1	2	3	-2	10	0	0	0	9
Ken McRae	C	9	1	1	2	1	36	0	0	0	11
David Sacco	R	4	1	1	2	-2	4	1	0	0	4
Alexei Kudashov	C	25	1	0	1	-3	4	0	0	0	24
Matt Martin	D	12	0	1	1	0	6	0	0	0	6
Greg Smyth	D	11	0	1	1	-2	38	0	0	0	3
Patrik Augusta	R	2	0	0	0	0	0	0	0	0	3
Frank Bialowas	L	3	0	0	0	0	12	0	0	0	1
Mike Foligno	R	4	0	0	0	0	4	0	0	0	3
David Harlock	D	6	0	0	0	-2	0	0	0	0	2
Eric Lacroix	L	3	0	0	0	0	2	0	0	0	3
Damian Rhodes	G	22	0	0	0	0	2	0	0	0	0
Chris Snell	D	2	0	0	0	-1	2	0	0	0	4

PLAYER	POS	GP	W	L	T/O	G	SV%	GAA	SO	PIM	MIN
Felix Potvin	G	66	34	22	9	187	.907	2.89	3	4	3883
Damian Rhodes	G	22	9	7	3	53	.902	2.62	0	2	1213

HOME ARENA

Maple Leaf Gardens (Capacity: 15,842)

PLAYOFF RESULT

Lost Conference Final

UNIFORMS



*Game played at Copps Coliseum in Hamilton, ON.



1994-95

(21-19-8 / 50 Points / 4th in Central Division)

GENERAL MANAGER: Cliff Fletcher
 HEAD COACH: Pat Burns
 CAPTAIN: Doug Gilmour

PLAYER	POS	GP	G	A	PTS	+/-	PIM	PP	SH	GW	S
Mats Sundin	C	47	23	24	47	-5	14	9	0	4	173
Dave Andreychuk	L	48	22	16	38	-7	34	8	0	2	168
Mike Ridley	C	48	10	27	37	1	14	2	2	1	88
Doug Gilmour	C	44	10	23	33	-5	26	3	0	1	73
Todd Gill	D	47	7	25	32	-8	64	3	1	2	82
Randy Wood	L/C	48	13	11	24	7	34	1	1	2	125
Mike Gartner	R	38	12	8	20	0	6	2	1	1	91
Dmitri Mironov	D	33	5	12	17	6	28	2	0	0	68
Mike Ellett	D	33	5	10	15	-6	26	3	0	1	84
Mike Craig	R	37	5	5	10	-12	12	1	0	1	61
Mike Eastwood	C	36	5	5	10	-12	32	0	0	0	38
Jamie Macoun	D	46	2	8	10	-6	75	1	0	0	84
Kenny Nason	D	39	2	7	9	-8	16	0	0	1	50
Garth Butcher	D	45	1	7	8	-5	59	0	0	0	24
Warren Rychel	L	26	1	6	7	1	101	0	0	0	34
Bill Berg	L	32	5	1	6	-11	26	0	0	2	57
Benoit Hogue	C	12	3	3	6	0	0	1	0	1	16
Terry Yake	C	19	3	2	5	1	2	1	0	2	26
Nikolai Borschevsky	R	19	0	5	5	3	0	0	0	0	28
Rich Sutter	R	18	0	3	3	-7	10	0	0	0	19
Dixon Ward	R	22	0	3	3	-4	31	0	0	0	15
Paul DiPietro	C	12	1	1	2	-6	6	0	0	0	19
Drake Berehowsky	D	25	0	2	2	-10	15	0	0	0	12
Grant Jennings	D	10	0	2	2	-6	7	0	0	0	12
Tie Domi	R	9	0	1	1	1	31	0	0	0	0
Darby Hendrickson	C	8	0	1	1	0	4	0	0	0	4
Kent Manderville	C	36	0	1	1	-2	22	0	0	0	43
Ken Baumgartner	L	2	0	0	0	0	5	0	0	0	1
Ken Belanger	L	3	0	0	0	0	9	0	0	0	1
David Harlock	D	1	0	0	0	-1	0	0	0	0	0
Matt Martin	D	15	0	0	0	2	13	0	0	0	14
Zdenek Nedved	R	1	0	0	0	0	2	0	0	0	0
Felix Potvin	G	36	0	0	0	0	4	0	0	0	0
Damian Rhodes	G	13	0	0	0	0	4	0	0	0	0
Todd Warriner	L	5	0	0	0	-3	0	0	0	0	1

PLAYER	POS	GP	W	L	T/O	G	SV%	GAA	SO	PIM	MIN
Felix Potvin	G	36	15	13	7	104	.907	2.91	0	4	2144
Damian Rhodes	G	13	6	6	1	34	.916	2.68	0	4	760

HOME ARENA

Maple Leaf Gardens (Capacity: 15,728)

PLAYOFF RESULT

Lost Conference Quarter-Final

UNIFORMS



*A lockout of the players by the owners from October 1 to January 11 forced the NHL to reduce the 1994-95 schedule from 84 to 48 games, with teams playing only intra-conference games during the reduced season. As a result, the regular season extended into the month of May for the first and only time in NHL history.



Mats Sundin



1995-96

(34-36-12 / 80 Points / 3rd in Central Division)
GENERAL MANAGER: Cliff Fletcher
HEAD COACH: Pat Burns (25-30-10), Nick Beverley (9-6-2)
CAPTAIN: Doug Gilmour

Table with columns: PLAYER, POS, GP, G, A, PTS, +/-, PIM, PP, SH, GW, S. Lists players and their statistics for the 1995-96 season.

Table with columns: PLAYER, POS, GP, W, L, T/O, GA, SV%, GAA, SO, PIM, MIN. Lists players and their statistics for the 1995-96 season.

HOME ARENA
Maple Leaf Gardens (Capacity: 15,726)

PLAYOFF RESULT
Lost Conference Quarter-Final

UNIFORMS

HOME

AWAY



1996-97

(30-44-8 / 68 Points / 6th in Central Division)
GENERAL MANAGER: Cliff Fletcher
HEAD COACH: Mike Murray
CAPTAIN: Doug Gilmour (Oct. - Feb. 25), None (Feb. 25 - Apr.)

Table with columns: PLAYER, POS, GP, G, A, PTS, +/-, PIM, PP, SH, GW, S. Lists players and their statistics for the 1996-97 season.

Table with columns: PLAYER, POS, GP, W, L, T/O, GA, SV%, GAA, SO, PIM, MIN. Lists players and their statistics for the 1996-97 season.

HOME ARENA
Maple Leaf Gardens (Capacity: 15,726)

PLAYOFF RESULT
Out of Playoffs

UNIFORMS

HOME

AWAY

ALTERNATE



Table with columns: GP, DATE, OPPONENT, RESULT. Lists game dates, opponents, and results for the 1996-97 season.



1997-98

(30-43-9 / 69 Points / 6th in Central Division)

GENERAL MANAGER: Ken Dryden

HEAD COACH: Mike Murphy

CAPTAIN: Mats Sundin

Table with 13 columns: PLAYER, POS, GP, G, A, P +/-, PIM, PP, SH, GW, S. Lists player statistics for the 1997-98 season.

Table with 13 columns: PLAYER, GP, W, L, T, OT, GAA, SV%, SO, G, A, PIM, TOI. Lists goalie statistics for the 1997-98 season.

HOME ARENA

Maple Leaf Gardens (Capacity: 15,726)

PLAYOFF RESULT

Out of Playoffs

UNIFORMS

HOME

AWAY



*The 1998 Winter Olympics in Nagano, Japan was the first year that the modern NHL took a break to allow its players to participate. The Olympic break began on February 8 and the NHL schedule resumed on February 25.



1998-99

(45-30-7 / 97 Points / 2nd in Northeast Division)

GENERAL MANAGER: Ken Dryden

HEAD COACH: Pat Quinn

CAPTAIN: Mats Sundin

Table with 13 columns: PLAYER, POS, GP, G, A, P +/-, PIM, PP, SH, GW, S. Lists player statistics for the 1998-99 season.

Table with 13 columns: PLAYER, GP, W, L, T, OT, GAA, SV%, SO, G, A, PIM, TOI. Lists goalie statistics for the 1998-99 season.

HOME ARENA

Maple Leaf Gardens (Capacity: 15,726) (Oct. - Feb. 13)

Air Canada Centre (Capacity: 18,819) (Feb. 20 - Apr)

PLAYOFF RESULT

Lost Conference Final

UNIFORMS

HOME

AWAY

ALTERNATE



*Last game at Maple Leaf Gardens.

**First game at Air Canada Centre.

Table with 13 columns: GP, DATE, OPPONENT, RESULT. Lists game-by-game results for the 1998-99 season.



1999-00

(45-27-7-3 / 100 Points / 1st in Northeast Division)

GENERAL MANAGER: Pat Quinn
 HEAD COACH: Pat Quinn
 CAPTAIN: Mats Sundin

PLAYER	POS	GP	G	A	P	+/-	PIM	PP	SH	GW	S
Mats Sundin	C	73	32	41	73	16	46	10	2	7	184
Steve Thomas	R	81	26	37	63	1	68	9	0	9	151
Jonas Hoglund	R	82	29	27	56	-2	10	9	1	3	215
Igor Korolev	C	80	20	26	46	12	22	5	3	4	101
Yanic Perreault	C	58	18	27	45	3	22	5	0	4	114
Tomas Kaberle	D	82	7	33	40	3	24	2	0	0	82
Sergei Berezin	L	61	26	13	39	8	2	5	0	4	241
Nik Antropov	C	66	12	18	30	14	41	0	0	2	89
Dmitri Khristich	R	53	12	18	30	8	24	3	0	0	79
Bryan Berard	D	64	3	27	30	11	42	1	0	0	98
Dmitry Yushkevich	D	77	3	24	27	2	55	2	1	1	103
Mike Johnson	R	52	11	14	25	8	23	2	1	3	89
Garry Valk	L	73	10	14	24	-2	44	0	1	1	91
Darcy Tucker	R	27	7	10	17	3	55	0	2	3	40
Alexander Karpovtsev	D	69	3	14	17	9	54	3	0	0	51
Cory Cross	D	71	4	11	15	13	64	0	0	1	60
Tie Domi	R	70	5	9	14	-5	198	0	0	2	64
Kevyn Adams	C	52	5	8	13	-7	39	0	0	0	70
Alyn McCauley	C	45	5	5	10	-6	10	1	0	0	41
Danny Markov	D	59	0	10	10	13	28	0	0	0	38
Kris King	L	39	2	4	6	4	55	0	0	0	24
Todd Warriner	L	18	3	1	4	6	2	0	0	0	33
Wendel Clark	L	20	2	2	4	-3	21	0	0	1	36
Gerald Diduck	D	26	0	3	3	2	33	0	0	0	18
Chris McAllister	L	36	0	3	3	-4	68	0	0	0	12
Nathan Dempsey	D	6	0	2	2	2	2	0	0	0	3
Adam Mair	C	8	1	0	1	-1	6	0	0	0	7
Steve Sullivan	L	7	0	1	1	-1	4	0	0	0	11
Sylvain Cote	D	3	0	1	1	1	0	0	0	0	3
Greg Andrusak	D	9	0	1	1	1	4	0	0	0	5
D.J. Smith	D	3	0	0	0	-1	5	0	0	0	2
Dmitriy Yakushin	D	2	0	0	0	0	2	0	0	0	1
Derek King	L	3	0	0	0	-2	2	0	0	0	4

PLAYER	GP	W	L	T	OT	GAA	SV%	SO	G	A	PIM	TOI
Curtis Joseph	63	36	20	7	2	2.49	.915	4	0	1	14	3,801:05
Glenn Healy	20	9	10	0	1	3.04	.888	2	0	1	2	1,163:30

HOME ARENA

Air Canada Centre (Capacity: 18,819)

PLAYOFF RESULT

Lost Conference Semi-Final

UNIFORMS



*From 1999-00 to 2005-06, each team was awarded a point in games that were tied after regulation. Five minutes of four-on-four sudden-death overtime was then played and if a goal was scored, the winning team would receive an extra point.



2000-01

(37-29-11-5 / 90 Points / 3rd in Northeast Division)

GENERAL MANAGER: Pat Quinn
 HEAD COACH: Pat Quinn
 CAPTAIN: Mats Sundin

PLAYER	POS	GP	G	A	P	+/-	PIM	PP	SH	GW	S
Mats Sundin	C	82	28	46	74	15	76	9	0	6	226
Gary Roberts	L	82	29	24	53	16	109	8	2	3	138
Yanic Perreault	C	76	24	28	52	0	52	5	0	2	134
Sergei Berezin	L	79	22	28	50	2	8	10	0	3	256
Jonas Hoglund	R	82	23	26	49	1	14	5	0	5	196
Tomas Kaberle	D	82	6	39	45	10	24	0	0	1	96
Darcy Tucker	R	82	16	21	37	6	141	2	0	4	122
Shayne Corson	R	57	8	26	34	0	46	1	0	1	140
Igor Korolev	C	73	10	19	29	3	28	2	0	0	78
Bryan McCabe	D	82	5	24	29	16	123	3	0	2	159
Garry Valk	L	74	8	18	26	4	46	1	0	2	87
Shayne Corson	L	77	8	18	26	1	189	0	0	2	102
Dmitry Yushkevich	D	81	5	19	24	-2	52	1	0	0	110
Tie Domi	R	82	13	7	20	2	214	1	0	1	60
Nik Antropov	C	52	6	11	17	5	30	0	0	1	79
Danny Markov	D	59	3	13	16	6	34	1	0	2	49
Dave Manson	D	74	4	7	11	13	93	0	0	0	70
Nathan Dempsey	D	25	1	9	10	13	4	1	0	0	31
Dmitri Khristich	R	27	3	6	9	8	8	2	0	0	23
Cory Cross	D	41	3	5	8	7	50	1	0	1	34
Alexei Ponikarovsky	L	22	1	3	4	-1	14	0	0	0	21
Aki Berg	D	12	3	0	3	-6	2	3	0	1	12
Petr Svoboda	D	18	1	2	3	-5	10	1	0	0	17
Wade Belak	R	16	1	1	2	-4	31	0	0	0	8
Adam Mair	C	16	0	2	2	3	14	0	0	0	17
Alyn McCauley	C	14	1	0	1	0	0	0	0	0	13
Donald MacLean	C	3	0	1	1	-2	2	0	0	0	2
David Cooper	D	2	0	0	0	-1	0	0	0	0	3
Jeff Farkas	C	2	0	0	0	-1	2	0	0	0	1

PLAYER	GP	W	L	T	OT	GAA	SV%	SO	G	A	PIM	TOI
Curtis Joseph	68	33	27	8	5	2.39	.915	6	0	1	8	4,100:04
Glenn Healy	15	4	7	3	0	2.62	.885	0	0	0	0	870:55

HOME ARENA

Air Canada Centre (Capacity: 18,819)

PLAYOFF RESULT

Lost Conference Semi-Final

UNIFORMS



GP	DATE	OPPONENT	RESULT
1	Oct 7	Montreal	2-0 W
2	Oct 9	Dallas	1-3 L
3	Oct 11	NY Islanders	3-2 W
4	Oct 14	Ottawa	0-4 L
5	Oct 16	@ Vancouver	2-5 L
6	Oct 19	@ Edmonton	4-1 W
7	Oct 21	@ Calgary	2-1 W
8	Oct 25	Minnesota	6-1 W
9	Oct 27	@ Buffalo	1-2 L
10	Oct 28	@ Boston	2-1 W (OT)
11	Oct 31	@ Ottawa	3-4 L
12	Nov 2	New Jersey	5-3 W
13	Nov 4	@ St. Louis	0-0 T
14	Nov 5	Boston	7-1 W
15	Nov 8	Carolina	5-0 W
16	Nov 10	@ Carolina	1-3 L
17	Nov 11	Chicago	3-3 T
18	Nov 15	Philadelphia	1-2 L (OT)
19	Nov 17	Tampa Bay	2-2 T
20	Nov 18	@ Montreal	6-1 W
21	Nov 21	@ NY Rangers	3-1 W
22	Nov 22	Edmonton	4-3 W
23	Nov 25	Ottawa	2-4 L
24	Nov 29	St. Louis	5-6 L (OT)
25	Nov 30	@ NY Islanders	6-4 W
26	Dec 2	NY Rangers	8-2 W
27	Dec 4	Florida	4-4 T
28	Dec 6	@ Detroit	3-0 W
29	Dec 9	Pittsburgh	5-1 W
30	Dec 13	@ Pittsburgh	7-4 W
31	Dec 15	@ NY Islanders	2-3 L
32	Dec 16	Calgary	5-6 L (OT)
33	Dec 20	Nashville	1-3 L
34	Dec 23	@ Boston	0-4 L
35	Dec 23	@ Montreal	5-2 W
36	Dec 26	@ Atl. Thrashers	3-5 L
37	Dec 27	@ Pittsburgh	0-5 L
38	Dec 30	@ Florida	4-1 W
39	Dec 31	@ Tampa Bay	3-2 W
40	Jan 3	@ Buffalo	1-1 T
41	Jan 5	@ Buffalo	3-3 T
42	Jan 6	Washington	2-3 L
43	Jan 10	Tampa Bay	1-3 L
44	Jan 12	Phoenix	3-2 W
45	Jan 13	@ New Jersey	4-4 T
46	Jan 17	Los Angeles	1-2 L
47	Jan 18	@ NY Rangers	1-2 L (OT)
48	Jan 20	Buffalo	2-0 W
49	Jan 24	Boston	1-2 L
50	Jan 25	@ Atl. Thrashers	2-1 W (OT)
51	Jan 27	NY Rangers	3-1 W
52	Jan 29	@ St. Louis	1-2 L
53	Jan 31	@ Carolina	4-3 W
54	Feb 1	@ Washington	4-5 L
55	Feb 7	Atl. Thrashers	7-1 W
56	Feb 8	@ Detroit	1-2 L
57	Feb 10	Detroit	3-3 T
58	Feb 14	Columbus	2-2 T
59	Feb 15	@ Philadelphia	2-5 L
60	Feb 17	Colorado	5-5 T
61	Feb 19	New Jersey	0-2 L
62	Feb 22	Vancouver	4-1 W
63	Feb 24	Montreal	5-1 W
64	Feb 25	@ Chicago	4-6 L
65	Feb 28	San Jose	2-1 W
66	Mar 1	@ Washington	3-2 W (OT)
67	Mar 3	Ottawa	2-3 L (OT)
68	Mar 6	@ Calgary	3-1 W
69	Mar 7	@ Edmonton	0-4 L
70	Mar 10	@ Vancouver	3-3 T
71	Mar 14	Anaheim	3-2 W
72	Mar 15	@ Tampa Bay	2-3 L
73	Mar 17	@ Florida	5-3 W
74	Mar 20	@ Buffalo	0-3 L
75	Mar 21	Florida	1-3 L
76	Mar 24	Philadelphia	5-3 W
77	Mar 28	Boston	0-3 L
78	Mar 29	@ Philadelphia	2-1 W
79	Mar 31	@ Montreal	1-4 L
80	Apr 4	NY Islanders	4-2 W
81	Apr 6	@ Chicago	1-0 W
82	Apr 7	@ Ottawa	3-5 L



2001-02

(43-25-10-4 / 100 Points / 2nd in Northeast Division)

GENERAL MANAGER: Pat Quinn
HEAD COACH: Pat Quinn
CAPTAIN: Mats Sundin

Player statistics table for 2001-02 season, including columns for Player, POS, GP, G, A, P, +/-, PIM, PP, SH, GW, S.

Player statistics table for 2001-02 season, including columns for Player, GP, W, L, T, OT, GAA, SV%, SO, G, A, PIM, TOI.

HOME ARENA

Air Canada Centre (Capacity: 18,819)

PLAYOFF RESULT

Lost Conference Final

UNIFORMS



*The 2002 Winter Olympics in Salt Lake City, USA marked the second year of modern NHL participation. The Olympic break began on February 14 and the NHL schedule resumed on February 26.



2002-03

(44-28-7-3 / 98 Points / 2nd in Northeast Division)

GENERAL MANAGER: Pat Quinn
HEAD COACH: Pat Quinn
CAPTAIN: Mats Sundin

Player statistics table for 2002-03 season, including columns for Player, POS, GP, G, A, P, +/-, PIM, PP, SH, GW, S.

Player statistics table for 2002-03 season, including columns for Player, GP, W, L, T, OT, GAA, SV%, SO, G, A, PIM, TOI.

HOME ARENA

Air Canada Centre (Capacity: 18,819)

PLAYOFF RESULT

Lost Conference Quarter-Final

UNIFORMS



Comprehensive player statistics table for 2002-03 season, including columns for GP, DATE, OPPONENT, RESULT, and various performance metrics.



2003-04

(45-24-10-3 / 103 Points / 2nd in Northeast Division)

GENERAL MANAGER: John Ferguson
HEAD COACH: Pat Quinn
CAPTAIN: Mats Sundin

Table with columns: PLAYER, POS, GP, G, A, P, +/-, PIM, PP, SH, GW, S. Lists player statistics for the 2003-04 season.

Table with columns: PLAYER, GP, W, L, T, OT, GAA, SV%, SO, G, A, PIM, TOI. Summary statistics for the 2003-04 season.

HOME ARENA
Air Canada Centre (Capacity: 18,819)

PLAYOFF RESULT
Lost Conference Semi-Final

UNIFORMS



2005-06

(41-33-8 / 90 Points / 4th in Northeast Division)

GENERAL MANAGER: John Ferguson
HEAD COACH: Pat Quinn
CAPTAIN: Mats Sundin

Table with columns: PLAYER, POS, GP, G, A, P, +/-, PIM, PP, SH, GW, S. Lists player statistics for the 2005-06 season.

Table with columns: PLAYER, GP, W, L, OT, GAA, SV%, SO, G, A, PIM, TOI. Summary statistics for the 2005-06 season.

HOME ARENA
Air Canada Centre (Capacity: 18,819)

PLAYOFF RESULT
Out of Playoffs

UNIFORMS



*The entire 2004-05 NHL season was officially cancelled on February 16, 2005 due to an unresolved lockout that began on September 16, 2004.

**From 2005-06 to present, five minutes of four-on-four sudden-death overtime is played in games that are tied after regulation.

***The 2006 Winter Olympics in Turin, Italy marked the third year of modern NHL participation. The Olympic break began on February 13 and the NHL schedule resumed on February 28.

GP DATE OPPONENT RESULT

Table with columns: GP, DATE, OPPONENT, RESULT. Lists game dates and opponents for the 2005-06 season.



2006-07

(40-31-11 / 91 Points / 3rd in Northeast Division)

GENERAL MANAGER: John Ferguson
HEAD COACH: Paul Maurice
CAPTAIN: Mats Sundin

Table with columns: PLAYER, POS, GP, G, A, P, +/-, PIM, PP, SH, GW, S. Lists player stats for the 2006-07 season.

Table with columns: PLAYER, GP, W, L, OT, GAA, SV%, SO, G, A, PIM, TOI. Lists goaltender stats for the 2006-07 season.

HOME ARENA

Air Canada Centre (Capacity: 18,819)

PLAYOFF RESULT

Out of Playoffs

UNIFORMS



Season-long game log table with columns: GP, DATE, OPPONENT, RESULT. Lists dates, opponents, and results for each game.



2007-08

(36-35-11 / 83 Points / 5th in Northeast Division)

GENERAL MANAGER: John Ferguson (Oct. - Jan. 22),
Cliff Fletcher (interim) (Jan. 22 - Apr.)
HEAD COACH: Paul Maurice
CAPTAIN: Mats Sundin

Table with columns: PLAYER, POS, GP, G, A, P, +/-, PIM, PP, SH, GW, S. Lists player stats for the 2007-08 season.

Table with columns: PLAYER, GP, W, L, OT, GAA, SV%, SO, G, A, PIM, TOI. Lists goaltender stats for the 2007-08 season.

HOME ARENA

Air Canada Centre (Capacity: 18,819)

PLAYOFF RESULT

Out of Playoffs

UNIFORMS



Season-long game log table with columns: GP, DATE, OPPONENT, RESULT. Lists dates, opponents, and results for each game.



2008-09

(34-35-13 / 81 Points / 5th in Northeast Division)

GENERAL MANAGER: Cliff Fletcher (Oct. - Nov. 29), Brian Burke (Nov. 29 - Apr.)
HEAD COACH: Ron Wilson
CAPTAIN: None

Table with columns: PLAYER, POS, GP, G, A, P, +/-, PIM, PP, SH, GW, S. Lists player statistics for the 2008-09 season.

Table with columns: PLAYER, GP, W, L, OT, GAA, SV%, SO, G, A, PIM, TOI. Lists goalie statistics for the 2008-09 season.

HOME ARENA

Air Canada Centre (Capacity: 18,819)

PLAYOFF RESULT

Out of Playoffs

UNIFORMS

HOME AWAY ALTERNATE



Main table with columns: GP, DATE, OPPONENT, RESULT. Lists game-by-game results for the 2008-09 season.



2009-10

(30-38-14 / 74 Points / 5th in Northeast Division)

GENERAL MANAGER: Brian Burke
HEAD COACH: Ron Wilson
CAPTAIN: None

Table with columns: PLAYER, POS, GP, G, A, P, +/-, PIM, PP, SH, GW, S. Lists player statistics for the 2009-10 season.

Table with columns: PLAYER, GP, W, L, OT, GAA, SV%, SO, G, A, PIM, TOI. Lists goalie statistics for the 2009-10 season.

HOME ARENA

Air Canada Centre (Capacity: 18,819)

PLAYOFF RESULT

Out of Playoffs

UNIFORMS

HOME AWAY ALTERNATE



*The 2010 Winter Olympics in Vancouver, Canada marked the fourth year of modern NHL participation. The Olympic break began on February 15 and the NHL schedule resumed on March 1.

Main table with columns: GP, DATE, OPPONENT, RESULT. Lists game-by-game results for the 2009-10 season.



(37-34-11 / 85 Points / 4th in Northeast Division)

GENERAL MANAGER: Brian Burke

HEAD COACH: Ron Wilson

CAPTAIN: Dion Phaneuf

PLAYER	POS	GP	G	A	P	+/-	PIM	PP	SH	GW	S
Phil Kessel	R	82	32	32	64	-20	24	12	1	6	325
Clarke MacArthur	L	82	21	41	62	-3	37	6	0	3	154
Mikhail Grabovski	C	81	29	29	58	14	60	10	0	4	239
Nikolai Kulemin	L	82	30	27	57	7	26	5	1	5	173
Tomas Kaberle	D	58	3	35	38	-2	16	0	0	1	99
Kris Versteeg	R	53	14	21	35	-13	29	5	0	0	128
Tyler Bozak	C	82	15	17	32	-29	14	6	1	4	120
Dion Phaneuf	D	66	8	22	30	-2	88	3	0	1	190
Colby Armstrong	R	50	8	15	23	-1	38	0	0	0	69
Luke Schenn	D	82	5	17	22	-7	34	0	0	0	128
Tim Brent	C	79	8	12	20	-4	33	0	1	1	60
Carl Gunnarsson	D	68	4	16	20	-2	14	1	0	1	69
Joffrey Lupul	R	28	9	9	18	-7	19	2	0	1	75
Joey Crabb	R	48	3	12	15	-1	24	0	1	2	51
Darryl Boyce	L	46	5	8	13	8	33	0	0	1	27
Nazem Kadri	C	29	3	9	12	-3	8	0	0	0	51
Francois Beauchemin	D	54	2	10	12	-4	16	0	0	0	76
Mike Komisarek	D	75	1	9	10	-8	86	0	0	0	48
Mike Brown	R	50	3	5	8	1	69	1	0	0	59
Fredrik Sjostrom	L	66	2	3	5	-5	14	0	0	0	62
Brett Lebda	D	41	1	3	4	-14	14	0	0	0	34
John Mitchell	C	23	2	1	3	-7	12	1	0	1	28
Jay Rosehill	L	26	1	2	3	-6	71	0	0	0	12
Colton Orr	R	46	2	0	2	-1	128	0	0	1	14
Keith Aulie	D	40	2	0	2	-1	32	0	0	0	32
Joe Colborne	C	1	0	1	1	1	0	0	0	0	1
Michael Zigomanis	C	8	0	1	1	0	4	0	0	0	7
Matt Lashoff	D	11	0	1	1	1	6	0	0	0	8
Matt Frattin	R	1	0	0	0	-1	0	0	0	0	5
Luca Caputi	L	7	0	0	0	-2	4	0	0	0	8
Korbinian Holzer	D	2	0	0	0	-1	2	0	0	0	1
Christian Hanson	C	6	0	0	0	0	4	0	0	0	2
Marcel Mueller	C	3	0	0	0	0	2	0	0	0	5

PLAYER	GP	W	L	OT	GAA	SV%	SO	G	A	PIM	TOI
James Reimer	37	20	10	5	2.60	.921	3	0	1	2	2,080:09
Jean-Sebastien Giguere	33	11	11	4	2.87	.900	0	0	0	4	1,633:01
Jonas Gustavsson	23	6	13	2	3.29	.890	0	0	0	0	1,242:07

HOME ARENA

Air Canada Centre (Capacity: 18,819)

PLAYOFF RESULT

Out of Playoffs

UNIFORMS

HOME



AWAY



ALTERNATE



GP	DATE	OPPONENT	RESULT
1	Oct 7	Montreal	3-2 W
2	Oct 9	Ottawa	5-1 W
3	Oct 13	@ Pittsburgh	4-3 W
4	Oct 15	@ NY Rangers	4-3 W (OT)
5	Oct 18	NY Islanders	1-2 (OT)
6	Oct 21	NY Rangers	1-2 L
7	Oct 23	@ Philadelphia	2-5 L
8	Oct 26	Florida	3-1 W
9	Oct 28	@ Boston	0-2 L
10	Oct 30	NY Rangers	0-2 L
11	Nov 2	Ottawa	2-3 L
12	Nov 3	@ Washington	4-5 L (SO)
13	Nov 6	Buffalo	2-3 L (SO)
14	Nov 9	Tampa Bay	0-4 L
15	Nov 10	@ Florida	1-4 L
16	Nov 13	Vancouver	3-5 L
17	Nov 16	Nashville	5-4 W
18	Nov 18	New Jersey	3-1 W
19	Nov 20	@ Montreal	0-2 L
20	Nov 22	Dallas	4-1 W
21	Nov 26	@ Buffalo	1-3 L
22	Nov 27	@ Ottawa	0-3 L
23	Nov 30	Tampa Bay	3-4 L (OT)
24	Dec 2	Edmonton	0-5 L
25	Dec 4	Boston	3-2 W (SO)
26	Dec 6	@ Washington	5-4 W (SO)
27	Dec 8	@ Pittsburgh	2-5 L
28	Dec 9	Philadelphia	1-4 L
29	Dec 11	Montreal	3-1 W
30	Dec 14	@ Edmonton	4-1 W
31	Dec 16	@ Calgary	2-5 L
32	Dec 18	@ Vancouver	1-4 L
33	Dec 20	Atl. Thrashers	3-6 L
34	Dec 26	@ New Jersey	4-1 W
35	Dec 28	Carolina	3-4 L
36	Dec 30	Columbus	2-3 L
37	Jan 1	@ Ottawa	5-1 W
38	Jan 3	Boston	1-2 L
39	Jan 6	St. Louis	3-5 W (SO)
40	Jan 7	@ Atl. Thrashers	9-3 W
41	Jan 10	@ Los Angeles	3-2 W
42	Jan 11	@ San Jose	4-2 W
43	Jan 13	@ Phoenix	1-5 L
44	Jan 15	Calgary	1-2 L (SO)
45	Jan 19	@ NY Rangers	0-7 L
46	Jan 20	Anaheim	5-2 W
47	Jan 22	Washington	1-4 L
48	Jan 24	@ Carolina	4-6 L
49	Jan 25	@ Tampa Bay	0-2 L
50	Feb 1	Florida	4-3 W (SO)
51	Feb 3	Carolina	3-0 W
52	Feb 5	@ Buffalo	2-6 L
53	Feb 7	Atl. Thrashers	5-4 W
54	Feb 8	@ NY Islanders	5-3 W
55	Feb 10	New Jersey	1-2 L (OT)
56	Feb 12	@ Montreal	0-3 L
57	Feb 15	@ Boston	4-3 W
58	Feb 16	@ Buffalo	2-1 W
59	Feb 19	Ottawa	0-1 L (SO)
60	Feb 22	NY Islanders	2-1 W
61	Feb 24	@ Montreal	5-4 W
62	Feb 26	Pittsburgh	5-6 L (SO)
63	Feb 27	@ Atl. Thrashers	2-3 L (OT)
64	Mar 2	Pittsburgh	3-2 W (OT)
65	Mar 3	@ Philadelphia	3-2 W
66	Mar 5	Chicago	3-5 L
67	Mar 8	@ NY Islanders	3-4 L (OT)
68	Mar 10	Philadelphia	2-3 L
69	Mar 12	Buffalo	4-3 W
70	Mar 14	Tampa Bay	2-6 L
71	Mar 16	@ Carolina	3-1 W
72	Mar 17	Florida	0-4 L
73	Mar 19	Boston	5-2 W
74	Mar 22	@ Minnesota	3-0 W
75	Mar 24	@ Colorado	4-3 W
76	Mar 26	Detroit	2-4 L
77	Mar 29	Buffalo	4-3 W
78	Mar 31	@ Boston	4-3 W (SO)
79	Apr 2	@ Ottawa	4-2 W
80	Apr 5	Washington	2-3 L (SO)
81	Apr 6	@ New Jersey	2-4 L
82	Apr 9	Montreal	1-4 L



THE ULTIMATE SPORTS DESTINATION



VOTED **#1** SPORTS BAR IN NORTH AMERICA BY *ESPN*



- 25,000 square feet of incredible atmosphere anchored by a 39 Ft HD Screen and 199 HD TV's
- 116 Taps with over 36 Beer Selections
- 12+ Specialty Chicken Wings
- 10+ Mouth Watering Burgers
- Multiple Event Spaces Available for Parties of 10-1000



OPEN FOR LUNCH, DINNER, LATE NIGHT & SPECIAL EVENTS

MAPLE LEAF SQUARE | 15 YORK ST. | OUTSIDE AIR CANADA CENTRE | 416.815.7325

REALSPORTS.CA | FOLLOW US ON |

ALL-TIME PLAYER ROSTER



Table with columns: NAME (SEASONS PLAYED), POS, NO(S), GP, G, A, PTS, PIM. Rows include players like Acomb, Doug, Adam, Russ, Adams, Kevyn, etc.

ALL-TIME PLAYER ROSTER



Table with columns: NAME (SEASONS PLAYED), POS, NO(S), GP, G, A, PTS, PIM. Rows include players like Boesch, Garth, Bohonos, Lonny, etc.

ALL-TIME PLAYER ROSTER



NAME (SEASONS PLAYED)	POS	NO(S)	GP	G	A	PTS	PIM
CONVERY, Brandon (95/96 to 96/97)	C	12	50	7	10	17	24
COOPER, David (96/97 to 97/98; 00/01)	D	42, 33	30	3	7	10	24
COPP, Robert (42/43;50/51)	D	2, 14	40	3	9	12	26
CORBEAU, Bert (23/24 to 26/27)	D	2	131	18	19	37	338
CORRIGAN, Charlie (37/38)	RW	19	3	0	0	0	0
CORSON, Shayne (00/01 to 02/03)	LW	27	197	27	47	74	358
COSTELLO, Les (48/49)	LW	15, 22	15	2	3	5	11
COSTELLO, Rich (83/84;85/86)	C	8, 16	12	2	2	4	2
COTÉ, Sylvain (97/98 to 99/00)	D	3	94	8	31	39	34
COTTON, Harold (28/29 to 34/35)	LW	8, 11, 14	285	68	88	156	252
COUGHLIN, Jack (17/18)	RW	-	5	2	0	2	3
COURTNALL, Russ (83/84 to 88/89)	C	9, 16, 26	309	90	128	218	243
COX, Dan (26/27 to 29/30)	LW	6, 7	116	22	19	41	63
CRABB, Joey (10/11 to present)	RW	46	48	3	12	15	24
CRAIG, Mike (94/95 to 96/97)	RW	9	172	20	30	50	116
CRAIGHEAD, John (96/97)	RW	44	5	0	0	0	10
CRAWFORD, Rusty (17/18 to 18/19)	LW	-	26	8	6	14	102
CREIGHTON, Dave (54/55;58/59 to 59/60)	C	11, 22, 23	62	6	15	21	16
CROSS, Cory (99/00 to 01/02)	D	4	162	10	25	35	168
CROZIER, Joe (59/60)	D	23	5	0	3	3	2
CULLEN, Barry (55/56 to 58/59)	RW	19	164	28	43	71	88
CULLEN, Brian (54/55 to 58/59)	C	14, 16, 18, 22, 27	220	37	60	97	80
CULLEN, John (92/93 to 93/94)	C	19	100	26	45	71	120
CURRAN, Brian (87/88 to 90/91)	D	28	130	3	14	17	512
CZERKAWSKI, Mariusz (05/06)	R	21	19	4	1	5	6
D AHL, Kevin (98/99)	D	4	3	0	0	0	2
DALLMAN, Marty (87/88)	C	35, 15	6	0	1	1	0
DAMPHOUSSE, Vincent (86/87 to 90/91)	LW	10	394	118	211	329	262
DAQUST, Dan (82/83 to 89/90)	C	24	518	87	166	253	540
DARRAGH, Harold (31/32 to 32/33)	F	16	67	6	12	18	6
DAVIDSON, Bob (34/35 to 45/46)	L/RW	4, 5, 17, 18	491	94	160	254	398
DAVIS, Kim (80/81)	C	18	2	0	0	0	4
DAWES, Bob (46/47;48/49 to 49/50)	D	21, 23, 25	17	2	2	4	2
DAY, Hap (24/25 to 36/37)	D	4, 3	538	86	113	199	587
DeBLOIS, Lucien (90/91 to 91/92)	RW	27	92	18	23	41	69
DeGRAY, Dale (87/88)	D	3	56	6	18	24	63
DeMARCO, Ab (42/43)	C	17	4	0	1	1	0
DEMPESEY, Nathan (96/97 to 01/02)	D	43	48	2	12	14	8
DENNENY, Corbett (17/18 to 22/23; 26/27)	RW	5	135	98	41	139	130
DENOIRD, Gerry (22/23)	C	-	17	0	1	1	0
DERLAGO, Bill (79/80 to 85/86)	C	19	378	158	176	334	179
DEVEAUX, Andre (08/09 to 09/10)	C	56	22	0	1	1	75
DEVEREAUX, Boyd (06/07 to 08/09)	C	22	118	21	27	48	38
DICKENS, Ernie (41/42;45/46)	D	16, 23	25	3	5	8	12
DIDUCK, Gerald (99/00)	D	2	26	0	3	3	33
DiPIETRO, Paul (94/95 to 95/96)	C	25	32	5	5	10	10
DOMI, Tie (89/90; 94/95 to 05/06)	R	40, 8, 28	777	84	112	196	2265
DORATY, Ken (32/33 to 34/35)	F	15	83	15	25	40	22
DOREY, Jim (68/69 to 71/72)	D	8	231	25	74	99	553
DOUGLAS, Kent (62/63 to 66/67)	D	19	283	20	65	85	408
DOWNIE, David (32/33)	C	11, 17	11	0	1	1	2
DRAPER, Bruce (62/63)	F	17	1	0	0	0	0
DRILLON, Gord (36/37 to 41/42)	LW	12, 21	262	127	117	244	42
DRUKEN, Harold (02/03 to 03/04)	C	23, 18	14	0	6	6	4
DUFF, Dick (54/55 to 63/64)	LW	9, 17	582	174	165	339	535
DUNCAN, Art (27/28 to 30/31)	D	4, 11	122	15	14	29	199
DUNDAS, Rocky (89/90)	RW	34	5	0	0	0	14
DUNLAP, Frank (43/44)	F	20	15	0	1	1	2
DUNN, Dave (74/75 to 75/76)	D	4	115	3	19	22	226
DUPERE, Denis (70/71 to 73/74)	LW	15, 17	192	29	44	73	26
DUPONT, Jerome (86/87)	D	2	13	0	0	0	23
DURIS, Vitezslav (80/81;82/83)	D	23, 24	89	3	20	23	62
DYE, Babe (19/20; 20/21 to 25/26; 30/31)	RW	6	177	173	42	215	190
E AKINS, Dallas (98/99)	D	2	18	0	2	2	24
EARL, Robbie (07/08)	LW	52	9	0	1	1	0
EASTWOOD, Mike (91/92 to 94/95)	C	21, 32	111	14	23	37	85

ALL-TIME PLAYER ROSTER



NAME (SEASONS PLAYED)	POS	NO(S)	GP	G	A	PTS	PIM
ECCLESTONE, Tim (73/74 to 74/75)	LW	16	51	10	15	25	32
EDMUNDSON, Garry (Duke) (59/60 to 60/61)	LW	25	42	4	6	10	47
EHMAN, Gerry (58/59 to 60/61; 63/64)	RW	8, 17	123	26	31	57	40
ELLETT, Dave (90/91 to 96/97)	D	4	446	51	172	223	371
ELLIS, Ron (63/64 to 74/75;77/78 to 80/81)	RW	6, 8, 11	1034	332	308	640	207
ERIKSSON, Anders (01/02 to 02/03)	D	44	38	0	2	2	12
ESAU, Leonard (91/92)	D	36	2	0	0	0	0
EVANS, Chris (69/70)	D	26	2	0	0	0	0
EVANS, Daryl (86/87)	LW	3	2	1	0	1	0
EVANS, Paul (76/77 to 77/78)	C	17, 28, 29	11	1	1	2	21
EXELBY, Garnet (09/10)	D	3, 7	51	1	3	4	73
EZINICKI, Bill (44/45 to 49/50)	RW	12, 16, 17	271	56	79	135	525
F AIRCHILD, Kelly (95/96 to 96/97)	C	40, 7	23	0	3	3	4
FARKAS, Jeff (00/01 to 01/02)	RW	19, 20	8	0	2	2	6
FARRISH, Dave (79/80 to 80/81;82/83 to 83/84)	D	23, 28	209	11	69	80	215
FAULKNER, Alex (61/62)	C	8	1	0	0	0	0
FAUSS, Ted (86/87 to 87/88)	D	2, 34	28	0	2	2	15
FENTON, Paul (90/91)	LW	16	30	5	10	15	0
FERGUS, Tom (85/86 to 91/92)	C	19	357	118	179	297	324
FERGUSON, George (72/73 to 77/78)	C	10	359	57	110	167	236
FINGER, Jeff (08/09 to 09/10)	D	4	105	8	25	33	63
FINNIGAN, Frank (31/32;34/35 to 36/37)	RW	12, 20	154	14	26	40	61
FISHER, Alvin (24/25)	RW	-	9	1	0	1	4
FITZGERALD, Tom (02/03 to 03/04)	RW	12	135	11	23	34	109
FLAMAN, Fernie (50/51 to 53/54)	D	3, 12	228	4	27	31	368
FLETT, Bill (74/75)	RW	19	77	15	25	40	38
FOLEY, Gerry (54/55)	RW	11	4	0	0	0	8
FOLIGNO, Mike (90/91 to 93/94)	RW	15, 71	129	27	20	47	203
FORSEY, Jack (42/43)	F	17	19	7	9	16	10
FORTIER, Dave (72/73)	D	22	23	1	4	5	63
FOSTER, Alex (07/08)	C	32	3	0	0	0	0
FOWLER, Jim (36/37 to 38/39)	D	3	135	18	29	47	39
FRANCESCHETTI, Lou (89/90 to 90/91)	RW	15	96	22	16	38	157
FRANCIS, Ron (03/04)	C	10	12	3	7	10	0
FRATTIN, Matt (10/11 to present)	RW	39	1	0	0	0	0
FROGREN, Jonas (08/09)	D	24	41	1	6	7	28
FRYCER, Miroslav (81/82 to 87/88)	RW	14	329	115	153	268	374
G AGNE, Paul (88/89)	LW	18, 41	16	3	2	5	6
GAGNER, Dave (95/96)	C	15	28	7	15	22	59
GAMACHE, Simon (07/08)	LW	39	11	2	2	4	6
GAMBLE, Dick (65/66 to 66/67)	LW	9	3	1	0	1	0
GARDNER, Cal (48/49 to 51/52)	C	17	219	58	95	153	129
GARDNER, Paul (78/79 to 79/80)	C	18	56	18	15	33	10
GARIEPY, Ray (55/56)	D	2	1	0	0	0	4
GARLAND, Scott (75/76 to 76/77)	C	25	85	13	23	36	91
GARTNER, Mike (93/94 to 95/96)	RW	11	130	53	33	86	62
GAVEY, Aaron (02/03 to 03/04)	C	10	5	0	1	1	0
GAVIN, Stewart (80/81 to 84/85)	LW	9, 17	268	34	48	82	214
GIBSON, John (81/82)	D	23	27	0	2	2	67
GILL, Hal (06/07 to 07/08)	D	25	145	8	32	40	143
GILL, Todd (84/85 to 95/96)	D	3, 11, 23, 29	639	59	210	269	922
GILMOUR, Doug (91/92 to 96/97; 02/03)	C	93	393	131	321	452	386
GINGRAS, Gaston (82/83 to 84/85)	D	11	109	17	40	57	26
GIRARD, Ken (56/57 to 57/58;59/60)	RW	27	7	0	1	1	2
GLENNIE, Brian (69/70 to 77/78)	D	24	554	12	98	110	599
GODDEN, Eric (81/82)	C	18	5	1	1	2	6
GODYNYUK, Alexander (90/91 to 91/92)	D	93	49	3	9	12	75
GOLDHAM, Bob (41/42;45/46 to 46/47)	D	2, 14, 17	79	12	22	34	79
GOLDUP, Hank (39/40 to 42/43)	LW	20, 23	99	29	34	63	28
GORMAN, Ed (27/28)	D	3	19	0	1	1	30
GOVEDARIS, Chris (93/94)	LW	8	12	2	2	4	14
GRABOVSKI, Mikhail (08/09 to present)	C	84	218	59	82	141	162
GRACIE, Bob (30/31 to 32/33)	LW	14	104	26	23	49	60
GRAHAM, Pat (83/84)	LW	23	41	4	4	8	65
GRAY, Alex (28/29)	RW	9	7	0	0	0	2
GREIG, Mark (93/94)	RW	11	13	2	2	4	10

ALL-TIME PLAYER ROSTER



NAME (SEASONS PLAYED)	POS	NO(S)	GP	G	A	PTS	PIM
GREEN, Travis (01/02 to 02/03; 06/07)	C	39	181	23	35	58	149
GRISDALE, John (72/73;74/75)	D	3	51	1	7	8	80
GROSS, Lloyd (26/27)	LW	11	16	1	1	2	0
GUNNARSSON, Carl (09/10 to present)	D	36	111	7	28	35	24
GUSTAFSSON, Per (97/98)	D	24	22	1	4	5	10
HAGGERTY, Sean (95/96)	LW	52	1	0	0	0	0
HAGMAN, Niklas (08/09 to 09/10)	RW	9	120	42	33	75	27
HALDERSON, Harold (26/27)	D	14	26	1	2	3	36
HALKIDIS, Bob (91/92)	D	33	46	3	3	6	145
HAMEL, Hap (30/31)	F	14	2	0	0	0	4
HAMILTON, Jack (42/43 to 43/44; 45/46)	C	15, 17, 19, 22	138	31	48	79	76
HAMILTON, Jeff (08/09)	RW	51	15	3	3	6	4
HAMILTON, Reg (35/36 to 44/45)	D	3, 5, 20, 22	366	20	77	97	379
HAMMARSTROM, Inge (73/74 to 77/78)	LW	11	292	85	82	167	80
HAMMOND, Ken (88/89)	D	29	14	0	2	2	12
HAMPSON, Ted (59/60)	C	14	41	2	8	10	17
HANNAN, Dave (89/90 to 91/92)	C	9	148	19	34	53	153
HANNIGAN, Gord (52/53 to 55/56)	C	17, 22, 23	161	29	31	60	117
HANNIGAN, Pat (59/60)	RW	23	1	0	0	0	0
HANNIGAN, Ray (48/49)	F	16	3	0	0	0	2
HANSON, Christian (08/09 to 10/11)	C	20	42	3	6	9	22
HARLOCK, David (93/94 to 95/96)	D	28, 38	8	0	0	0	0
HARRIS, Bill (55/56 to 64/65)	C	15	610	106	181	287	187
HARRIS, Bill (81/82 to 83/84)	RW	16	146	20	29	49	44
HARRIS, Duke (67/68)	RW	17	4	0	0	0	0
HARRISON, Jay (05/06 to 06/07; 08/09)	D	43	20	0	2	2	18
HARRISON, Jim (69/70 to 71/72)	C	7, 12	175	39	47	86	248
HASSARD, Bob (49/50 to 50/51; 52/53 to 53/54)	C	17, 20, 25	109	9	28	37	18
HAWKINS, Todd (91/92)	RW	8	2	0	0	0	0
HEALEY, Paul (01/02 to 02/03)	RW	26	65	6	14	20	14
HEDIN, Pierre (03/04)	D	3	3	0	1	1	0
HEFFERNAN, Frank (19/20)	D	-	19	0	1	1	10
HENDERSON, Paul (67/68 to 73/74)	LW	19	408	162	156	318	166
HENDRICKSON, Darby (94/95 to 95/96; 96/97 to 98/99)	C/LW	37, 16, 14	233	27	20	47	195
HERBERTS, Jim (27/28)	F	7	43	15	4	19	64
HERON, Bob (Red) (38/39 to 40/41)	C	16, 17, 18	83	20	17	37	24
HEWARD, Jamie (95/96 to 96/97)	D	36, 26	25	1	4	5	6
HICKEY, Pat (79/80 to 81/82)	LW	15, 16	118	38	49	87	65
HIGGINS, Paul (81/82 to 82/83)	RW	17, 29	25	0	0	0	152
HILL, Mel (42/43 to 45/46)	RW	8	146	49	61	110	77
HILLMAN, Larry (60/61 to 67/68)	D	2, 16, 22	265	13	75	88	185
HINSE, Andre (67/68)	LW	23	4	0	0	0	0
HODGSON, Dan (85/86)	C	16	40	13	12	25	12
HOGLUND, Jonas (99/00 to 02/03)	LW	14	325	78	106	184	62
HOGUE, Benoit (94/95 to 95/96)	C/RW	28, 32, 33	56	15	28	43	68
HOLDEN, Josh (02/03 to 03/04)	C	9	6	1	0	1	2
HOLLETT, Flash (33/34 to 35/36)	D	3, 15	63	11	20	31	50
HOLLWEG, Ryan (08/09)	LW	44	25	0	2	2	38
HOLWAY, Albert (23/24 to 25/26)	D	-	42	3	2	5	20
HOLZER, Korbinian (10/11 to present)	D	55	2	0	0	0	2
HOPKINS, Larry (77/78)	LW	12	2	0	0	0	0
HORNE, George (28/29)	F	8	39	9	3	12	32
HORNER, Red (28/29 to 39/40)	D	2, 11, 15	490	42	110	152	1264
HORTON, Tim (49/50;51/52 to 69/70)	D	7, 16, 20	1185	109	349	458	1389
HORVATH, Bronco (62/63)	C	17	9	0	4	4	12
HOTHAM, Greg (79/80 to 81/82)	D	2, 4, 8	60	4	11	15	21
HOUSLEY, Phil (02/03)	D	96	1	0	0	0	2
HOWARD, Jack (36/37)	D	21	2	0	0	0	0
HOWE, Syd (31/32)	C	3, 15	3	0	0	0	0
HUARD, Roland (30/31)	F	9	1	1	0	1	0
HUBICK, Greg (75/76)	D	19	72	6	8	14	10
HUDSON, Mike (95/96)	C	15	27	2	0	2	29
HURST, Ron (55/56 to 56/57)	RW	21, 22	64	9	7	16	70
HUTCHISON, Dave (78/79 to 79/80;83/84)	D	23, 33	157	5	24	29	400
IAFRATE, Al (84/85 to 90/91)	D	33	472	81	169	250	546

ALL-TIME PLAYER ROSTER



NAME (SEASONS PLAYED)	POS	NO(S)	GP	G	A	PTS	PIM
IHNACAK, Miroslav (85/86 to 86/87)	LW	27	55	8	9	17	39
IHNACAK, Peter (82/83 to 89/90)	C	18, 15	417	102	165	267	175
IMLACH, Brent (65/66 to 66/67)	F	9, 24	3	0	0	0	0
INGOLDSBY, Jack (42/43 to 43/44)	RW	11, 20	29	5	1	6	15
INTRANUOVO, Ralph (96/97)	C	20	3	0	1	1	0
IRWIN, Brayden (09/10)	C	44	2	0	0	0	0
JACKMAN, Ric (02/03 to 03/04)	D	55	71	2	6	8	54
JACKSON, Art (34/35 to 36/37;44/45)	C	15, 16, 17, 18, 20	113	17	31	48	26
JACKSON, Harvey (Busher) (29/30 to 38/39)	LW	9, 11, 17	434	186	165	351	342
JACKSON, Jeff (84/85 to 86/87)	LW	12, 25	77	9	10	19	90
JACKSON, Stan (21/22 to 24/25)	LW	-	26	1	1	2	6
JACOBS, Paul (18/19)	D	-	1	0	0	0	0
JAMES, Gerry (54/55 to 57/58;59/60)	RW	11, 16, 19	149	14	26	40	257
JAMES, Val (86/87)	LW	28	4	0	0	0	14
JARRETT, Gary (60/61)	LW	24	1	0	0	0	0
JARRY, Pierre (71/72 to 73/74)	LW	8	103	24	30	54	65
JARVIS, James (Bud) (36/37)	LW	17	24	1	0	1	0
JARVIS, Wes (84/85 to 87/88)	C	11, 12, 32	29	1	1	2	4
JEFFREY, Larry (65/66 to 66/67)	LW	15, 22	76	12	18	30	49
JENKINS, Roger (30/31)	D	12	21	0	0	0	12
JENNINGS, Grant (94/95)	D	3	10	0	2	2	7
JOHANSEN, Bill (49/50)	C	21	1	0	0	0	0
JOHANSEN, Trevor (77/78 to 78/79;81/82)	D	2, 4	132	4	21	25	134
JOHANSSON, Calle (03/04)	D	9	8	0	6	6	0
JOHNSON, Craig (03/04)	LW	33	10	1	1	2	6
JOHNSON, Danny (69/70)	C	22	1	0	0	0	0
JOHNSON, Mike (96/97 to 99/00)	RW	20	226	48	72	120	86
JOHNSON, Terry (86/87)	D	20	48	0	1	1	104
JOHNSTON, Greg (90/91 to 91/92)	RW	16	4	0	1	1	5
JOHNSTONE, Ross (43/44 to 44/45)	D	12	42	5	4	9	14
JONES, Buck (42/43)	D	14	16	0	0	0	22
JONES, Jim (77/78 to 79/80)	C	16	148	13	18	31	68
JONSSON, Kenny (94/95 to 95/96)	D	19	89	6	29	35	38
JOYAL, Ed (65/66)	C	24	14	0	2	2	2
JUZDA, Bill (48/49 to 51/52)	D	18	211	3	29	32	220
KABERLE, Tomas (98/99 to 10/11)	D	15	878	83	437	520	246
KADRI, Nazem (09/10 to present)	C	43	30	3	9	12	8
KAMPMAN, Bingo (37/38 to 41/42)	D	7, 17, 20	189	14	30	44	287
KARPOVITSEV, Alexander (98/99 to 99/00)	D	52	125	5	39	44	106
KASZYCKI, Mike (79/80 to 80/81; 82/83)	C	14, 16, 20	53	5	19	24	22
KEELING, Butch (26/27 to 27/28)	LW	8, 10	73	21	8	29	81
KEENAN, Larry (61/62)	LW	8	2	0	0	0	0
KEHOE, Rick (71/72 to 73/74)	RW	16, 17	184	59	72	131	32
KELLY, Red (59/60 to 66/67)	C	4	470	119	232	351	74
KELLY, Pep (34/35 to 39/40)	F	5, 9, 15, 16	230	55	46	101	98
KEMP, Stanley (48/49)	D	16	1	0	0	0	2
KENDALL, William (36/37)	F	24	15	2	4	6	4
KENNEDY, Forbes (68/69)	C	22	13	0	3	3	24
KENNEDY, Mike (97/98)	C	39	13	0	1	1	14
KENNEDY, Ted (42/43 to 54/55;56/57)	C	9, 10, 12, 20	696	231	329	560	432
KEON, Dave (60/61 to 74/75)	C	14	1062	365	493	858	75
KESSEL, Phil (09/10 to present)	RW	81	152	62	57	119	45
KHAVANOV, Alexander (05/06)	D	25	64	6	6	12	60
KHRISTICH, Dmitri (99/00 to 00/01)	RW	19, 8	80	15	24	39	32
KILGER, Chad (03/04 to 07/08)	LW	18	219	42	33	75	141
KILREA, Hec (33/34 to 34/35)	LW	12	89	21	26	47	31
KING, Derek (97/98 to 99/00)	LW	7	161	45	53	98	65
KING, Kris (97/98 to 99/00)	LW	12	188	7	9	16	359
KIRTON, Mark (79/80 to 80/81)	C	20	13	1	0	1	2
KITCHEN, Bill (84/85)	D	26	29	1	4	5	27
KLEE, Ken (03/04 to 05/06)	D	22	122	7	37	44	102
KLUKAY, Joe (46/47 to 51/52;54/55 to 55/56)	LW	8, 17, 19	416	76	94	170	138
KNOX, Paul (54/55)	RW	11	1	0	0	0	0
KOHN, Ladislav (98/99)	RW	39	16	1	3	4	4
KOLEJAR, Mark (95/96 to 96/97)	RW	37	28	2	2	4	14

HISTORY

PAGE 283

HISTORY

PAGE 283

HISTORY

PAGE 282

ALL-TIME PLAYER ROSTER



NAME (SEASONS PLAYED)	POS	NO(S)	GP	G	A	PTS	PIM
KOMISAREK, Mike (09/10 to present).....	D	8	109	1	14	15	126
KONDRATIEV, Maxim (03/04).....	D	34	7	0	0	0	2
KORDIC, John (88/89 to 90/91).....	RW	27	104	10	6	16	446
KORN, Jim (81/82 to 84/85).....	LW/D	20	197	26	43	69	708
KOROLEV, Igor (97/98 to 00/01).....	C/LW	22	297	60	101	161	118
KOTSOPOULOS, Chris (85/86 to 88/89).....	D	26	182	11	37	48	22
KOZAK, Les (61/62).....	F	8	12	1	0	1	2
KRAFTCHECK, Steve (58/59).....	D	4	8	1	0	1	0
KRONWALL, Staffan (05/06, 07/08).....	D	44	52	0	1	1	21
KRUSHELNYSKI, Mike (90/91 to 93/94).....	C	26	269	50	63	113	210
KUBINA, PAVEL (06/07 to 08/09).....	D	31, 73, 77	215	32	69	101	258
KUDASHOV, Alexei (93/94).....	C	20	25	1	0	1	4
KULEMIN, Nikolai (08/09 to present).....	LW	41	233	61	63	124	60
KURTENBACH, Orland (65/66).....	C	25	70	9	6	15	54
KURVERS, Tom (89/90 to 90/91).....	D	25	89	15	40	55	37
KYPREOS, Nick (95/96 to 97/98).....	LW	32	54	4	3	7	92
L ACROIX, Eric (93/94).....	LW	37, 41	3	0	0	0	2
LANDON, Larry (84/85).....	RW	11	7	0	0	0	2
LANGELLE, Peter (38/39 to 41/42).....	C	8, 21	137	22	51	73	11
LANZ, Rick (86/87 to 88/89).....	D	4	151	9	50	59	115
LAROSE, Guy (91/92 to 93/94).....	RW	11	53	10	7	17	45
LASHOFF, Matt (10/11 to present).....	D	29	11	0	1	1	6
LAUGHLIN, Craig (88/89).....	RW	14, 18	66	10	13	23	41
LAWLESS, Paul (88/89 to 89/90).....	LW	20	13	0	1	1	0
LAXDAL, Derek (84/85 to 88/89).....	RW	15, 28, 35	51	9	6	15	84
LEBDA, Brett (10/11).....	D	23	41	1	3	4	14
LEEB, Brad (03/04).....	RW	38	1	0	0	0	0
LEEMAN, Gary (83/84 to 91/92).....	RW	4, 11, 16	545	176	231	407	463
LEETCH, Brian (03/04).....	D	2	15	2	13	15	10
LEFEBVRE, Sylvain (92/93 to 93/94).....	D	2	165	4	21	25	169
LEVINSKY, Alex (30/31 to 33/34).....	D	3, 16	150	11	21	32	130
LEWICKI, Danny (50/51 to 53/54).....	LW	21, 23	123	21	31	52	66
LEY, Rick (68/69 to 71/72).....	D	2, 26	229	8	54	62	416
LIDDINGTON, Bob (70/71).....	LW	26	11	0	1	1	2
LINDROS, Eric (05/06).....	C	88	33	11	11	22	43
LINSEMAN, Ken (91/92).....	C	13	2	0	0	0	2
LITZENBERGER, Ed (61/62 to 63/64).....	RW	25	114	17	23	40	24
LOISELLE, Claude (90/91 to 91/92).....	C	15	71	7	10	17	104
LOUGHLIN, Wiif (23/24).....	D/LW	-	14	0	0	0	2
LOWREY, Gerald (27/28 to 28/29).....	LW	9, 14	53	9	14	23	53
LUCE, Don (81/82).....	C	20	39	4	4	8	32
LUMME, Jyrki (01/02 to 02/03).....	D	25	124	10	19	29	64
LUNDMARK, Jamie (09/10).....	C	16	15	1	2	3	16
LUNDRIGAN, Joe (72/73).....	D	2	49	2	8	10	20
LUPUL, Joffrey (10/11 to present).....	RW	19	28	9	9	18	19
LYNN, Vic (46/47 to 49/50).....	D/LW	14	213	32	58	90	172
M acARTHUR, Clarke (10/11 to present).....	LW	16	82	21	41	62	37
MacDONALD, Parker (52/53; 54/55).....	LW	21	63	8	3	11	36
MacKASEY, Blair (76/77).....	D	16	1	0	0	0	2
MacKELL, Fleming (47/48 to 51/52).....	C	16, 22	152	22	35	57	58
MacLEAN, Don (00/01 to 01/02).....	C	37	3	0	1	1	2
MacMILLAN, Bill (70/71 to 71/72).....	RW	12, 23	137	32	26	58	81
MacMILLAN, John (60/61 to 63/64).....	RW	8, 24, 25	81	5	6	11	32
MacNEIL, Al (55/56 to 57/58; 59/60).....	D	11, 22, 24	71	4	8	12	97
MACOUN, Jamie (91/92 to 97/98).....	D	34	466	13	88	101	506
MAGGS, Darryl (79/80).....	D	24	5	0	0	0	0
MAGNAN, Marc (82/83).....	LW	35	4	0	1	1	5
MAGUIRE, Kevin (86/87; 90/91 to 91/92).....	RW	28, 18	88	10	5	15	258
MAHOVLICH, Frank (56/57 to 67/68).....	LW	26, 27	720	296	301	597	782
MAIR, Adam (99/00 to 00/01).....	C	21	24	1	2	3	20
MALONEY, Dan (77/78 to 81/82).....	LW	9	270	65	84	149	538
MALONEY, Phil (50/51; 52/53).....	C	23, 25	30	3	6	9	2
MANDERVILLE, Kent (91/92 to 94/95).....	LW	18	136	8	15	23	102
MANN, Norm (38/39; 40/41).....	RW	8, 19, 21	31	0	3	3	4
MANN, Bob (81/82).....	D	3, 18	72	9	41	50	67

ALL-TIME PLAYER ROSTER



NAME (SEASONS PLAYED)	POS	NO(S)	GP	G	A	PTS	PIM
MANSON, Dave (00/01 to 01/02).....	D	3	87	4	8	12	103
MARCHINKO, Brian (70/71 to 71/72).....	C	22	5	0	0	0	0
MARCHMENT, Bryan (03/04).....	D	27	75	1	3	4	106
MARKER, Gus (38/39 to 40/41).....	RW	14, 18	112	23	20	43	36
MARKLE, Jack (35/36).....	F	21	8	0	1	1	0
MARKOV, Danny (97/98 to 00/01).....	D	55	200	9	36	45	137
MARIS, Jack (17/18).....	LW/D	-	5	0	0	0	0
MARQUIS, Daniel (88/89 to 91/92).....	RW	32	285	106	80	186	346
MARSH, Brad (88/89 to 90/91).....	D	3	179	2	28	30	189
MARSH, Gary (68/69).....	LW	18	1	0	0	0	0
MARSHALL, Don (71/72).....	LW	22	50	2	14	16	0
MARSHALL, Paul (80/81 to 81/82).....	LW	15, 28	23	2	4	6	4
MARSHALL, Willie (52/53; 54/55 to 55/56; 58/59).....	C	8, 21, 24	31	1	5	6	2
MARTIN, Jack (60/61).....	F	24	1	0	0	0	0
MARTIN, Matt (93/94 to 97/98).....	D	33, 3	76	0	5	5	71
MARTIN, Terry (79/80 to 83/84).....	LW	25	317	83	76	159	152
MARTIN, Tom (67/68).....	RW	17	3	1	0	1	0
MASNICK, Paul (57/58).....	C	8	4	2	9	11	14
MATHERS, Frank (48/49 to 49/50; 51/52).....	D	20	23	1	3	4	4
MATTE, Joe (19/20).....	RW/D	-	17	8	3	11	19
MAXWELL, Brad (85/86).....	D	4	52	8	18	26	108
MAXWELL, Wally (52/53).....	F	26	2	0	0	0	0
MAY, Brad (08/09).....	LW	10	38	1	1	2	61
MAYER, Shep (42/43).....	F	18, 22	12	1	2	3	4
MAYERS, Jamal (08/09 to 09/10).....	RW	21	115	9	15	24	160
McADAM, Gary (85/86).....	LW	12	15	1	6	7	0
McALLISTER, Chris (98/99 to 99/00).....	D	33	56	0	5	5	107
McBRIDE, Cliff (29/30).....	D	12	1	0	0	0	0
McCABE, Bryan (00/01 to 07/08).....	D	24	523	83	214	297	785
McCAFFREY, Bert (24/25 to 27/28).....	D	7	118	30	19	49	106
McCAULEY, Alvin (97/98 to 02/03).....	C	18	304	33	49	82	52
McCLELLAND, Kevin (91/92).....	RW	20	18	0	1	1	33
McCORMACK, John (47/48 to 50/51).....	C	20	84	12	13	25	2
McCOURT, Dale (83/84).....	C	12	72	19	24	43	10
McCREARY, Bill (80/81).....	RW	28	12	1	0	1	4
McCREEDEY, John (41/42; 44/45).....	RW	14, 20	64	17	12	29	25
McCUTCHEON, Darwin (81/82).....	D	2	1	0	0	0	2
MCDONALD, Bucko (38/39 to 43/44).....	D	3, 19	195	17	53	70	116
MCDONALD, Jack (20/21).....	LW	-	6	0	0	0	2
MCDONALD, Lanny (73/74 to 79/80).....	RW	7	477	219	240	459	372
McGILL, Bob (81/82 to 86/87; 92/93).....	D	4, 8, 15, 26	317	4	25	29	988
McINTYRE, John (89/90 to 90/91).....	C	44	72	5	15	20	142
McINTYRE, Larry (69/70; 72/73).....	D	25	41	0	3	3	26
McKECHNIE, Walt (78/79 to 79/80).....	C	11	133	32	72	104	22
McKENNA, Sean (87/88 to 89/90).....	RW	8, 21	48	5	6	11	32
McKENNEY, Don (63/64 to 64/65).....	C	17	67	15	30	45	8
McKENNY, Jim (65/66 to 77/78).....	D	18, 25	594	81	246	327	292
McLEAN, Jack (42/43 to 44/45).....	C	7, 18	67	14	24	38	76
McLELLAN, John (51/52).....	C	14	2	0	0	0	0
McLLWAIN, Dave (91/92 to 92/93).....	C	7	77	15	6	21	34
McRAE, Basil (83/84 to 84/85).....	LW	26	4	0	0	0	19
McRAE, Chris (87/88 to 88/89).....	LW	27, 29, 32	14	0	0	0	77
McRAE, Ken (92/93 to 93/94).....	C	36, 40	11	1	1	2	38
MEEHAN, Gerry (68/69).....	C	26, 27	25	0	2	2	2
MEEKER, Howie (46/47 to 53/54).....	RW	11, 15	346	83	102	185	329
MEEKING, Harry (17/18 to 18/19).....	LW	-	35	17	12	29	60
MELROSE, Barry (80/81 to 82/83).....	D	26	173	5	15	20	420
METZ, Don (39/40 to 41/42; 45/46 to 48/49).....	RW	8, 10, 11, 15, 18, 19	172	20	35	55	42
METZ, Nick (34/35 to 41/42; 44/45 to 47/48).....	LW	5, 15, 16, 17, 19	518	131	119	250	149
MICKEY, Larry (68/69).....	RW	12	55	8	19	27	43
MIGAY, Rudy (49/50; 51/52 to 59/60).....	C	11, 14, 21, 22	418	59	92	151	293
MIKOL, Jim (62/63).....	D	16	4	0	1	1	2
MILLAR, Mike (90/91).....	RW	36	7	2	2	4	2
MILLER, Earl (31/32).....	F	15	15	3	3	6	10
MIRONOV, Dmitri (92/93 to 94/95).....	D	15	175	22	63	85	146
MITCHELL, John (08/09 to 10/11).....	C	39	159	20	35	55	76
MODIN, Fredrik (96/97 to 98/99).....	RW	19	217	38	38	76	91

ALL-TIME PLAYER ROSTER

	ARENAS		TORONTO ST. PATS		MAPLE LEAFS							
NAME (SEASONS PLAYED)	POS	NO(S)	GP	G	A	PTS	PIM					
MOFFAT, Lyle (72/73;74/75).....	LW	26	23	2	7	9	13					
MOGILNY, Alexander (01/02 to 03/04)	RW	89	176	65	101	166	32					
MOMESSO, Sergio (95/96).....	LW	7	54	7	8	15	112					
MONAHAN, Garry (70/71 to 74/75;78/79).....	LW	14, 20	375	55	80	135	274					
MOORE, Dick (64/65).....	RW	16	38	2	4	6	68					
MOORE, Dominic (07/08 to 08/09).....	C	19	101	16	39	55	83					
MORO, Marc (01/02).....	D	33	2	0	0	0	2					
MORRIS, Moe (43/44 to 45/46).....	D	5	117	13	28	41	50					
MORRISON, Jim (51/52 to 57/58).....	D	3, 14, 21, 22, 24	399	23	87	110	358					
MORTSON, Gus (46/47 to 51/52).....	D	3, 19	371	21	71	92	709					
MUELLER, Marcel (10/11 to present).....	LW	45	3	0	0	0	2					
MULHERN, Richard (79/80).....	D	8	26	0	10	10	11					
MULLER, Kirk (95/96 to 96/97).....	C/LW	21	102	29	33	62	127					
MUMMERY, Harry (17/18 to 18/19).....	D	-	31	5	3	8	71					
MUNI, Craig (81/82 to 82/83; 84/85 to 85/86).....	D	26, 32, 33, 34	19	0	2	2	6					
MUNRO, Gerry (25/26).....	D	-	4	0	0	0	0					
MURPHY, Larry (95/96 to 96/97).....	D	55	151	19	81	100	54					
MURRAY, Ken (69/70 to 70/71).....	D	3, 7	5	0	1	1	2					
MURRAY, Randy (69/70).....	D	3	3	0	0	0	2					
N												
NATTRESS, Ric (91/92).....	D	2	36	2	14	16	32					
NEDVED, Zdenek (94/95 to 96/97).....	RW	45, 20, 10	31	4	6	10	14					
NEELY, Bob (73/74 to 77/78).....	LW	3	261	36	53	89	264					
NELSON, Gord (69/70).....	D	27	3	0	0	0	11					
NESTERENKO, Eric (51/52 to 55/56).....	RW	16, 19, 25	206	43	36	79	261					
NEVILLE, Mike (24/25 to 25/26).....	C	-	46	4	5	9	12					
NEVIN, Bob (57/58 to 58/59; 60/61 to 63/64).....	RW	11	250	55	100	155	55					
NEWBURY, Kris (06/07 to 08/09).....	C	54	44	3	3	6	60					
NIEUWENDYK, Joe (03/04).....	C	25	64	22	28	50	26					
NIGHBOUR, Frank (29/30).....	C	7	22	2	0	2	2					
NIGRO, Frank (82/83 to 83/84).....	C	16, 32	68	8	18	26	39					
NOBLE, Reg (17/18 to 24/25).....	LW/C	-	160	125	59	184	329					
NOLAN, Owen (02/03 to 03/04).....	RW	11	79	26	34	60	126					
NOLAN, Paddy (21/22).....	LW/D	-	2	0	0	0	0					
NYKOLUK, Mike (56/57).....	RW	24, 27	32	3	1	4	20					
NYLUND, Gary (82/83 to 85/86).....	D	2, 8	218	7	50	57	398					
O												
FLAHERTY, Gerry (71/72).....	LW	16	2	0	0	0	0					
OLCZYK, Ed (87/88 to 90/91).....	C	16	257	116	151	267	221					
OLIVER, Murray (67/68 to 69/70).....	C	11	226	44	90	134	50					
OLMSTEAD, Bert (58/59 to 61/62).....	LW	16	246	56	109	165	231					
ONDRUS, Ben (05/06 to 08/09).....	RW	25, 26, 46	52	0	2	2	77					
O'NEILL, Jeff (05/06 to 06/07).....	R	92	148	39	41	80	118					
O'NEILL, Windy (Tom) (43/44 to 44/45).....	RW	18	66	10	12	22	53					
ORES KOVIC, Phil (08/09).....	D	40	10	1	1	2	21					
ORR, Colton (09/10 to present).....	RW	28	128	6	2	8	367					
OSBORNE, Mark (86/87 to 90/91; 91/92 to 93/94).....	LW	12, 21	426	94	160	254	563					
OSBURN, Randy (72/73).....	LW	16	26	0	2	2	0					
P												
AIEMENT, Wilf (79/80 to 81/82).....	RW	14, 99	187	78	125	203	420					
PAPPIN, Jim (63/64 to 67/68).....	RW	17, 18	223	54	46	100	200					
PARISE, Jean Paul (67/68).....	LW	17	1	0	1	1	0					
PARSONS, George (36/37 to 38/39).....	LW	16, 18, 25	64	12	13	25	17					
PATTERSON, George (26/27 to 27/28).....	RW	6	29	5	2	7	34					
PEARSON, Rob (91/92 to 93/94).....	RW	12	192	49	42	91	458					
PEARSON, Scott (88/89 to 90/91; 96/97).....	LW	18, 22	63	5	11	16	114					
PECA, Michael (06/07).....	C	27	35	4	11	15	60					
PEDERSON, Tom (96/97).....	D	24	15	1	2	3	9					
PELYK, Mike (67/68 to 73/74; 76/77 to 77/78).....	D	4, 20, 21, 28	441	26	88	114	566					
PERLINI, Fred (81/82; 83/84).....	C	8, 28, 29, 32, 34	8	2	3	5	0					
PERREAULT, Yanic (93/94; 98/99 to 00/01; 06/07).....	C	44, 94	176	54	69	123	90					
PERROTT, Nathan (03/04 to 05/06).....	R	26	43	1	2	3	118					
PETIT, Michel (90/91 to 91/92).....	D	22, 24	88	10	32	42	217					
PETTINGER, Eric (28/29 to 29/30).....	LW	10	68	7	12	19	64					
PHANEUF, Dion (09/10 to present).....	D	3	92	10	30	40	122					
PICARD, Robert (80/81).....	D	4	59	6	19	25	68					
PILAR, Karel (01/02 to 03/04).....	D	29	90	6	24	30	42					

ALL-TIME PLAYER ROSTER

	ARENAS		TORONTO ST. PATS		MAPLE LEAFS							
NAME (SEASONS PLAYED)	POS	NO(S)	GP	G	A	PTS	PIM					
PILOTE, Pierre (68/69).....	D	2	69	3	18	21	46					
PLANTE, Cam (84/85).....	D	11	2	0	0	0	0					
PODDUBNY, Walt (81/82 to 85/86).....	LW	8, 12	186	59	86	145	178					
PODOLLAN, Jason (96/97 to 98/99).....	LW	7	14	0	3	3	6					
POHL, John (05/06 to 07/08).....	C	21, 53	114	17	21	38	24					
POILE, Norman (Bud) (42/43 to 43/44; 45/46 to 47/48).....	C	7, 11, 16, 25	131	44	52	96	52					
PONIKAROVSKY, Alexei (00/01 to 09/10).....	LW	23, 39, 22	477	114	143	257	318					
PRATT, Tracy (76/77).....	D	4	11	0	1	1	8					
PRATT, Walter (Babe) (42/43 to 45/46).....	D	2, 12	181	52	108	160	149					
PRENTICE, Eric (43/44).....	D	17	5	0	0	0	4					
PRESLEY, Wayne (95/96).....	RW	18	19	2	2	4	14					
PRICE, Noel (57/58 to 58/59).....	D	23	29	0	0	0	9					
PRIMEAU, Joe (27/28 to 35/36).....	C	7, 10, 15	310	66	177	243	105					
PRIMEAU, Wayne (09/10).....	C	18	59	3	5	8	35					
PROCHAZKA, Martin (97/98).....	LW	21	29	2	4	6	8					
PRODGER, Goldie (19/20).....	D/F	-	16	8	6	14	4					
PRONOVOST, Marcel (65/66 to 69/70).....	D	3	223	8	40	48	134					
PUDAS, Albert (26/27).....	LW	14	4	0	0	0	0					
PULFORD, Bob (56/57 to 69/70).....	C	20	947	251	312	563	691					
Q												
QUENNEVILLE, Joel (78/79 to 79/80).....	D	3	93	3	13	16	84					
QUINN, Pat (68/69 to 69/70).....	D	23	99	2	12	14	183					
R												
RAMAGE, Rob (89/90 to 90/91).....	D	8	160	18	66	84	375					
RAMSEY, Beattie (27/28).....	D	2	43	0	2	2	10					
RANDALL, Ken (17/18 to 22/23).....	RW/D	-	127	49	32	81	329					
REAUME, Marc (54/55 to 59/60).....	D	2, 25	267	8	39	47	257					
REGAN, Larry (58/59 to 60/61).....	RW	8	116	11	42	53	10					
REICHEL, Robert (01/02 to 03/04).....	C	21	228	43	80	123	82					
REID, David (52/53; 54/55 to 55/56).....	F	18, 25	7	0	0	0	0					
REID, Dave (88/89 to 90/91).....	LW	34, 14	216	33	53	86	49					
REID, Reg (24/25 to 25/26).....	LW	-	39	1	0	1	4					
RENBERG, Mikael (01/02 to 03/04).....	RW	19	197	40	72	112	122					
REYNOLDS, Bobby (89/90 to 90/91).....	LW	20	7	1	1	2	0					
RIBBLE, Pat (79/80).....	D	3	13	0	2	2	2					
RICHARDSON, Luke (87/88 to 90/91; 05/06).....	D	2, 22	299	11	39	50	597					
RIDLEY, Mike (94/95).....	C	7	48	10	27	37	14					
RITCHIE, Dave (18/19).....	D	-	4	0	0	0	9					
ROACH, Mickey (19/20 to 20/21).....	C	-	30	12	3	15	6					
ROBERT, Rene (70/71; 80/81 to 81/82).....	RW	14	74	19	31	50	45					
ROBERTS, Gary (00/01 to 03/04).....	LW	7	237	83	74	157	266					
ROBERTSON, Fred (31/32; 33/34).....	D	17	10	0	0	0	23					
RODDEN, Edmund (27/28).....	F	12	25	3	6	9	36					
ROMNES, Doc (38/39).....	F	7	36	7	16	23	0					
ROOT, Bill (84/85 to 86/87).....	D	25, 28	96	4	5	9	89					
ROSEHILL, Jay (09/10 to present).....	LW	38	41	2	3	5	138					
ROUSE, Bob (90/91 to 93/94).....	D	28, 3	237	13	45	58	338					
RUPP, Duane (64/65 to 67/68).....	D	3, 4, 17	78	1	9	10	42					
RYCHEL, Warren (94/95).....	LW	21	26	1	6	7	101					
S												
SABOURIN, Bob (51/52).....	RW	16	1	0	0	0	2					
SABOURIN, Gary (74/75).....	RW	15	55	5	18	23	26					
SACCO, David (93/94).....	C	7	4	1	1	2	4					
SACCO, Joe (90/91 to 92/93).....	LW	20, 24	60	11	13	24	16					
SAGANIUK, Rocky (78/79 to 82/83).....	RW	7, 8	230	56	62	118	164					
SALMING, Borje (73/74 to 88/89).....	D	21	1099	148	620	768	1292					
SAMIS, Phil (49/50).....	D	23	2	0	0	0	0					
SANDS, Charlie (32/33 to 33/34).....	C	3, 16, 17	48	8	11	19						

ALL-TIME PLAYER ROSTER



NAME (SEASONS PLAYED)	POS	NO(S)	GP	G	A	PTS	PIM
SELBY, Brit (64/65 to 66/67; 68/69 to 70/71)	LW	8, 11, 15	169	29	30	59	93
SELWOOD, Brad (70/71 to 71/72)	D	3	100	6	27	33	71
SEMENKO, Dave (87/88)	F	27	70	2	3	5	107
SEROWIK, Jeff (90/91)	D	34	1	0	0	0	0
SHACK, Eddie (60/61 to 66/67; 73/74 to 74/75)	RW	23	504	99	96	195	676
SHAND, Dave (80/81; 82/83)	D	3, 4	48	0	5	5	62
SHANNON, Darryl (88/89 to 92/93)	D	4, 14, 24, 28, 39	98	3	13	16	52
SHAY, Norm (25/26)	D/RW	TORONTO ST. PATS	22	3	1	4	18
SHEDDEN, Doug (88/89 to 90/91)	RW	37, 12	24	8	10	18	12
SHILL, Jack (33/34; 35/36 to 36/37)	LW	7, 19, 20, 18	42	4	6	10	26
SIFERS, Jaime (08/09)	D	59	23	0	2	2	18
SITTLER, Darryl (70/71 to 81/82)	C	27	844	389	527	916	763
SJOSTROM, Fredrik (09/10 to 10/11)	LW	11	85	4	6	10	18
SLOAN, Tod (47/48 to 48/49; 50/51 to 57/58)	C	11, 15, 20, 22	549	162	184	346	650
SLY, Darryl (65/66; 67/68)	D	21	19	0	0	0	4
SKINNER, Alf (17/18 to 18/19)	RW	TORONTO ST. PATS	37	25	9	34	54
SMEDSMO, Dale (72/73)	LW	23	4	0	0	0	0
SMITH, Art (27/28 to 29/30)	D	2, 3, 12	101	13	6	19	188
SMITH, Brad (85/86 to 86/87)	RW	29	89	10	24	34	256
SMITH, D.J. (96/97 to 01/02)	D	4, 24	11	0	1	1	12
SMITH, Floyd (67/68 to 69/70)	RW	17	131	25	34	59	35
SMITH, Glenn (21/22)	D	TORONTO ST. PATS	9	0	0	0	0
SMITH, Jason (96/97 to 98/99)	D	25	162	5	29	34	156
SMITH, Sid (46/47 to 57/58)	LW	8, 16, 22, 24	601	186	183	369	94
SMYLIIE, Rod (20/21 to 22/23; 24/25 to 25/26)	LW	TORONTO ST. PATS	61	3	1	4	4
SMYTH, Greg (93/94; 96/97)	D	28	13	0	1	1	38
SNELL, Chris (93/94)	D	38	2	0	0	0	2
SOLINGER, Bob (51/52 to 54/55)	LW	11, 21, 23, 25	98	10	11	21	19
SPENCE, Gordon (25/26)	LW	TORONTO ST. PATS	3	0	0	0	0
SPENCER, Brian (69/70 to 71/72)	LW	15, 22	95	10	20	30	192
SPEYER, Chris (23/24 to 24/25)	D	TORONTO ST. PATS	5	0	0	0	0
SPRING, Jesse (26/27)	D	14	2	0	0	0	0
STACKHOUSE, Ted (21/22)	D	TORONTO ST. PATS	13	0	0	0	2
STAJAN, Matt (02/03 to 09/10)	C	14, 41	445	87	136	223	247
STALBERG, Viktor (09/10)	LW	45	40	9	5	14	30
STAMLER, Lorne (78/79)	LW	12	45	4	3	7	2
STANLEY, Allan (58/59 to 67/68)	D	26	633	47	186	233	318
STANOWSKI, Wally (39/40 to 41/42; 44/45 to 47/48)	D	2, 3, 16, 20	282	20	74	94	106
STAPLETON, Tim (08/09)	C	42	4	1	0	1	0
STASTNY, Marian (85/86)	RW	10	70	23	30	53	21
STEEN, Alex (05/06 to 08/09)	LW	10	253	50	76	126	106
STEMKOWSKI, Pete (63/64 to 67/68)	C	12, 25	221	29	64	93	247
STEMPNIAK, Lee (08/09 to 09/10)	RW	12	123	25	36	61	49
STEPHENSON, Bob (79/80)	RW	15	14	2	2	4	4
STEVENS, Mike (89/90)	LW	26	1	0	0	0	0
STEWART, Bill (83/84 to 84/85)	D	17	83	2	19	21	148
STEWART, Gaye (42/43; 45/46 to 47/48)	LW	15, 16, 21	165	81	52	133	52
STEWART, Ron (52/53 to 64/65)	RW	12, 19, 24	838	186	182	368	413
STOTHERS, Mike (87/88)	D	25	18	0	1	1	42
STOUGHTON, Blaine (74/75 to 75/76)	LW	17	121	29	25	54	32
STRALMAN, Anton (07/08 to 08/09)	D	36	88	4	18	22	38
STRONG, Ken (82/83 to 84/85)	LW	23, 32	15	2	2	4	6
STUART, Billy (20/21 to 24/25)	D	TORONTO ST. PATS	94	16	15	31	60
SUGLOBOV, Alexander (05/06 to 06/07)	R	19, 9	16	0	0	0	4
SULLIVAN, Frank (49/50; 52/53)	D	25	6	0	0	0	2
SULLIVAN, Steve (96/97 to 99/00)	C	11	154	35	50	85	95
SUNDIN, Mats (94/95 to 07/08)	C	13	981	420	567	987	758
SUTHERLAND, Bill (68/69)	C	15	44	7	5	12	14
SUTTER, Rich (94/95)	RW	20	18	0	3	3	10
SVEHLA, Robert (02/03)	D	67	82	7	38	45	46
SVOBODA, Petr (00/01)	D	23	18	1	2	3	10
SYKES, Bob (74/75)	LW	25	2	0	0	0	0

TAYLOR, Billy (39/40 to 42/43; 45/46)	C	7, 19, 21	222	66	118	184	60
TAYLOR, Harry (46/47; 48/49)	C	17, 21	51	4	9	13	30
TERRION, Greg (82/83 to 87/88)	C	7	427	66	103	169	217
THIBAudeau, Gilles (89/90 to 90/91)	C	7	41	9	18	27	17

ALL-TIME PLAYER ROSTER



NAME (SEASONS PLAYED)	POS	NO(S)	GP	G	A	PTS	PIM
THOMAS, Cy (47/48)	F	22	8	1	2	3	4
THOMAS, Steve (84/85 to 86/87; 98/99 to 00/01)	RW	12, 25, 32	377	118	173	291	299
THOMPSON, Errol (70/71; 72/73 to 77/78)	LW	12, 22	365	126	119	245	70
THOMS, Bill (32/33 to 38/39)	C	7, 14, 16, 29	279	68	92	160	115
THOMSON, Jim (45/46 to 56/57)	D	2, 20	717	15	208	223	845
THOMSON, Rhys (42/43)	D	17	18	0	2	2	22
THORNTON, Scott (90/91)	C	24	33	1	3	4	30
TIMGREN, Ray (48/49 to 52/53; 54/55)	LW	22, 23	237	13	43	56	68
TLUSTY, Jiri (07/08 to 09/10)	C	11, 41	74	10	10	20	14
TOMLINSON, Dave (91/92 to 92/93)	C	14, 37	6	0	0	0	4
TOPOROWSKI, Shayne (96/97)	RW	41	3	0	0	0	7
TREMBLAY, Yannick (96/97 to 98/99)	D	38	78	4	11	15	22
TROTTIER, Guy (70/71 to 71/72)	RW	11	113	28	17	45	37
TUCKER, Darcy (99/00 to 07/08)	RW	16	531	148	171	319	756
TURNBULL, Ian (73/74 to 81/82)	D	2	580	112	302	414	651
ULLMAN, Norm (67/68 to 74/75)	C	9	535	166	305	471	160
UNGER, Garry (67/68)	C	15	15	1	1	2	4
VAIVE, Rick (79/80 to 86/87)	RW	22, 20	534	299	238	537	940
VALIQUETTE, Jack (74/75 to 77/78)	C	8	172	33	66	99	52
VALK, Garry (98/99 to 01/02)	RW	10	287	31	63	94	171
VAN RYN, Mike (08/09)	D	26	27	3	8	11	14
VEITCH, Darren (88/89; 90/91)	D	25, 26	39	3	8	11	16
VERSTEEG, Kris (10/11)	LW	32	53	14	21	35	29
VERSTRAETE, Leigh (82/83 to 84/85; 87/88)	RW	25, 34, 28	8	0	1	1	14
VOSS, Carl (26/27; 28/29)	C	6	14	0	0	0	0
WALKER, Kurt (75/76 to 77/78)	LW	26	71	4	5	9	152
WALLIN, Rickard (09/10)	C	51	60	2	7	9	20
WALTON, Mike (65/66 to 70/71)	C	15, 16	257	84	107	191	184
WARD, Dixon (94/95)	RW	12	22	0	3	3	31
WARD, Ron (69/70)	C	25	18	0	1	1	2
WARE, Jeff (96/97 to 97/98)	D	23	15	0	0	0	6
WARNER, Bob (76/77)	D	16	10	1	1	2	4
WARRINER, Todd (94/95 to 99/00)	LW	8	253	36	48	84	117
WATSON, Harry (46/47 to 54/55)	LW	4	500	163	122	285	111
WEBSTER, Don (43/44)	LW	19	27	7	6	13	28
WEIR, Stan (75/76 to 77/78)	C	14	159	42	56	98	40
WELLWOOD, Kyle (03/04 to 07/08)	C	42	189	31	77	108	14
WESLEY, Blake (85/86)	D	28	27	0	1	1	21
WESLEY, Glen (02/03)	D	22	7	0	3	3	4
WESTRUM, Erik (06/07)	C	39	2	0	0	0	0
WHITE, Ian (05/06 to 09/10)	D	7, 37	296	28	77	105	190
WHITE, Peter (95/96)	C	18	1	0	0	0	0
WILLARD, Rod (82/83)	LW	28	1	0	0	0	0
WILLIAMS, Dave (74/75 to 79/80)	LW	22	407	109	132	241	1670
WILLIAMS, Jeremy (05/06 to 08/09)	RW	48	31	9	2	11	6
WILM, Clarke (03/04 to 05/06)	C	39	70	1	7	8	50
WILSON, Carol (19/20 to 20/21)	RW	TORONTO ST. PATS	31	22	9	31	108
WILSON, John (59/60 to 60/61)	LW	19	73	15	17	32	8
WILSON, Ron (77/78 to 79/80)	RW	11, 14	64	7	15	22	6
WISEMAN, Brian (96/97)	C	15	3	0	0	0	0
WOLANIN, Craig (96/97 to 97/98)	D	26	33	0	4	4	19
WOOD, Randy (94/95 to 95/96)	LW	24	94	20	20	40	70
WOZNIEWSKI, Andy (05/06 to 07/08)	D	56	76	2	10	12	81
WREN, Bob (01/02)	C	33	1	0	0	0	0
YAKE, Terry (94/95)	RW	25	19	3	2	5	2
YAKUSHIN, Dmitri (99/00)	D	49	2	0	0	0	2
YAREMCHUK, Gary (81/82 to 84/85)	C	8, 25, 28, 32	34	1	4	5	28
YAREMCHUK, Ken (86/87 to 88/89)	C	15, 16, 13, 34	47	6	13	19	28
YUSHKOVICH, Dmitry (95/96 to 01/02)	D	26, 36	506	25	110	135	409
ZANUSSI, Ron (80/81 to 81/82)	RW	32, 39	55	3	8	11	20
ZETTLER, Rob (95/96 to 97/98)	D	2	136	2	20	22	207
ZEZEL, Peter (90/91 to 93/94)	C	25	207	50	78	128	73
ZIGOMANIS, Mike (10/11 to present)	C	26	8	0	1	1	4

Taylor, Billy (39/40 to 42/43; 45/46)	C	7, 19, 21	222	66	118	184	60
Taylor, Harry (46/47; 48/49)	C	17, 21	51	4	9	13	30
Terrion, Greg (82/83 to 87/88)	C	7	427	66	103	169	217
Thibaudeau, Gilles (89/90 to 90/91)	C	7	41	9	18	27	17

ALL-TIME GOALTENDER ROSTER



TORONTO ST. PATS



GOALIES

(SEASONS PLAYED)	NO(S)	W	L	T	GPI	MIN	GA	GAA	SO
AUBIN , Jean-Sebastien (05/06 to 06/07).....	30	12	5	4	31	1481	71	2.83	1
BARRASSO , Tom (01/02).....	30	2	2	0	4	219	10	2.74	0
BASTIEN, Baz (45/46).....	1	0	4	1	5	300	20	4.00	0
BEAUPRE, Don (95/96 to 96/97).....	31,33	0	8	0	11	446	36	4.84	0
BELFOUR, Ed (02/03 to 05/06).....	20	93	61	15	170	10,078	422	2.51	17
BELL, Gord (45/46).....	1, 24	3	5	0	8	480	31	3.88	0
BERNHARDT, Tim (84/85 to 86/87) .. 1		17	31	7	61	3,468	246	4.26	0
BESTER, Allan (83/84 to 90/91).....	31, 30	69	91	16	205	10,963	741	4.06	7
BIBEAULT, Paul (43/44).....	1	13	14	2	29	1,740	87	3.00	5
BOWER, Johnny (58/59 to 69/70).....	1	220	161	79	472	27,396	1,145	2.51	33
BRODA, Walter (Turk) (36/37 to 42/43; 45/46 to 51/52).....	1, 19, 23	302	224	101	629	38,168	1,609	2.53	62
BROOKS, Art (17/18).....	-	2	2	0	4	220	23	6.27	0
CENTOMO , Sebastien (01/02).....	30	0	0	0	1	40	3	4.50	0
CHABOT, Lorne (28/29 to 32/33).....	1	103	80	31	214	13,024	477	2.20	33
CHADWICK, Ed (55/56 to 59/60).....	1, 20	57	89	34	180	10,740	529	2.96	14
CHEEVERS, Gerry (61/62).....	1	1	1	0	2	120	7	3.50	0
CLEMMENSEN, Scott (07/08).....	30	1	1	0	3	154	10	3.90	0
COUSINEAU, Marcel (96/97 to 97/98).....	31	3	5	1	15	583	31	3.19	1
CRHA, Jiri (79/80 to 80/81).....	31	28	27	11	69	3,942	261	3.97	0
DOWIE , Bruce (83/84).....	1	0	1	0	2	72	4	3.33	0
EDWARDS , Don (85/86).....	30	12	23	0	38	2,009	160	4.78	0
EDWARDS, Marv (69/70).....	31	10	9	4	25	1,420	77	3.25	1
FAVELL , Doug (73/74 to 75/76).....	33	26	26	16	74	4,061	239	3.53	1
FORBES, Jake (19/20 to 20/21).....	-	15	10	0	25	1521	99	3.91	0
FUHR, Grant (91/92 to 92/93).....	31	38	42	9	95	5,439	317	3.50	3
GAMBLE , Bruce (65/66 to 70/71).....	1, 30	82	83	31	210	11,676	573	2.94	19
GERBER, Martin (08/09).....	29	6	5	0	12	706	38	3.23	0
GIGUERE, Jean-Sebastien (09/10 to 10/11).....	35	17	18	6	48	2548	116	2.73	2
GRANT, Ben (28/29 to 31/32; 43/44).....	1, 15, 16, 17	13	17	4	36	2,190	135	3.70	3
GUSTAVSSON, Jonas (09/10 to present).....	50	22	28	11	65	3582	180	2.02	1
HAINSWORTH , George (33/34 to 36/37) .. 1		79	48	20	147	9,157	345	2.26	19
HAMEL, Pierre (74/75; 78/79).....	31, 32	1	2	0	5	196	18	5.51	0
HARRISON, Paul (78/79 to 79/80).....	30	17	29	5	55	2,895	192	3.98	1
HEALY, Glenn (97/98 to 00/01).....	30	23	30	5	65	3,649	177	2.91	2
HEBERT, Sammy (17/18).....	-	1	0	0	2	80	10	7.50	0
HOLMES, Hap (17/18 to 18/19).....	-	9	9	0	18	1,085	85	4.70	0
ING , Peter (89/90 to 90/91).....	31, 1	16	31	9	59	3,308	218	3.95	1
IRONSTONE, Joe (27/28).....	1	1	0	0	1	70	0	0.00	1
JOHNSTON , Ed (73/74).....	1	12	9	4	26	1,516	78	3.09	1
JOSEPH, Curtis (98/99 to 01/02; 08/09).....	31	138	97	28	270	15,808	656	2.49	17
KIDD , Trevor (02/03 to 03/04).....	37	12	15	4	34	2,026	107	3.17	1
LaFOREST , Mark (89/90).....	1	9	14	0	27	1,343	87	3.89	0
LAROCQUE, Michel (80/81 to 82/83) .. 1		16	35	13	74	3,942	315	4.80	0
LINDSAY, Bert (18/19).....	-	5	11	0	16	998	83	4.99	0
LOW, Ron (72/73).....	30	12	24	4	42	2,343	152	3.89	1
LOCKHART, Howard (19/20; 23/24).....	-	4	3	0	8	370	30	4.86	0
LUMLEY, Harry (52/53 to 55/56).....	1	104	106	58	267	16,000	588	2.21	34

ALL-TIME GOALTENDER ROSTER



TORONTO ST. PATS



GOALIES

(SEASONS PLAYED)	NO(S)	W	L	T	GPI	MIN	GA	GAA	SO
MacDONALD , Joey (09/10).....	29	1	4	0	6	319	17	3.20	0
MANIAGO, Cesare (60/61).....	1	4	2	1	7	420	18	2.57	0
MARNOIS, Jean (43/44).....	1	1	0	0	1	60	4	4.00	0
MAYER, Gil (49/50;53/54 to 1, 20, 55/56) .. 21, 22, 25		1	7	1	9	540	25	2.78	0
McCOOL, Frank (44/45 to 45/46).....	1	34	31	7	72	4,320	242	3.36	4
McLACHLAN, Murray(70/71).....	31	0	1	0	2	25	4	9.60	0
McNAMARA, Gerry (60/61; 69/70).....	1	2	2	1	7	323	15	2.79	0
McRAE, Gord (72/73; 74/75 to 77/78) .. 1,31		30	22	10	71	3,799	221	3.49	1
MITCHELL, Mike (19/20 to 21/22).....	-	10	9	0	22	1,190	88	4.44	0
PALMATEER , Mike (76/77 to 79/80; 82/83 to 83/84) .. 29		129	112	41	296	16,868	964	3.43	15
PARENT, Bernie (70/71 to 71/72).....	30	24	25	12	65	3,755	162	2.59	3
PARENT, Bob (81/82 to 82/83).....	31	0	2	0	3	160	15	5.63	0
PLANTE, Jacques (70/71 to 72/73).....	1	48	38	15	106	6,011	246	2.46	7
POGGE, Justin (08/09).....	29, 1	1	4	1	7	372	27	4.35	0
POTVIN, Felix (91/92 to 98/99).....	29	160	149	49	369	21,461	1026	2.87	12
PUPPA, Daren (92/93).....	1	6	2	0	8	479	18	2.25	2
RAYCROFT , Andrew (06/07 to 07/08) .. 1		39	34	14	91	5,072	268	3.17	3
REESE, Jeff (87/88 to 91/92; 98/99) .. 1, 35		20	33	9	76	3,785	258	4.09	1
REIMER, James (10/11 to present).....	34	20	10	5	37	2080	90	2.60	3
RHODES, Damian (90/91 to 95/96).....	31, 1	20	18	5	47	2,657	117	2.64	0
RIDLEY, Curt (79/80 to 80/81).....	1, 33, 35	1	2	0	6	234	20	5.13	0
ROACH, John Ross (21/22 to 27/28).....	1	98	107	17	22	13,674	639	2.80	13
ROLLINS, Al (49/50 to 51/52).....	23	57	30	24	112	6,643	228	2.06	11
RUTHERFORD, Jim (80/81).....	1	4	10	2	18	961	82	5.12	0
S.T. CROIX , Rick (82/83 to 84/85).....	1, 30	11	28	2	47	2,467	191	4.65	0
SAWCHUK, Terry (64/65 to 66/67).....	30,24	42	29	14	91	5,090	238	2.81	4
SCHWAB, Corey (01/02).....	35	12	10	5	30	1,646	75	2.73	1
SIMMONS, Don (61/62 to 63/64).....	1, 24	28	21	7	58	3,411	154	2.71	5
SMITH, Al (65/66 to 66/67; 68/69).....	1, 30, 31	4	3	1	10	457	23	3.02	0
SMITH, Gary (65/66 to 66/67).....	1	0	4	0	5	223	14	3.61	0
STEIN, Phil (39/40).....	1	0	0	1	1	70	2	1.71	0
T ELLQVIST, Mikael (02/03 to 06/07) .. 32		16	16	4	40	2,191	110	3.01	2
THOMAS, Wayne (75/76 to 76/77).....	30,33	38	37	18	97	5,487	312	3.41	3
TOSKALA, Vesa (07/08 to 09/10).....	35	62	54	20	145	4018	426	3.08	5
TREMBLAY, Vincent (79/80 to 82/83) .. 1, 29, 30		12	22	8	54	2,545	199	4.69	1
WAMSLEY , Rick (91/92 to 92/93) .. 30		4	6	0	11	588	42	4.29	0
WILSON, Dunc (73/74 to 74/75).....	1, 30	17	22	7	49	2,805	154	3.29	1
WILSON, Ross (Lefty)(55/56).....	1	0	0	0	1	13	0	0.00	0
WREGGET, Ken (83/84 to 88/89).....	30, 31	55	112	17	200	10,923	791	4.34	2

GOALTENDING RECORDS

INCLUDES STATISTICS OF THE ARENAS (1917-19) AND ST. PATRICKS (1919-27)

YEAR	GOALTENDER	RECORD	GAA	SHUTOUTS
1917-18	Holmes, Harry	10-6-0	4.73	0
	Brooks, Arthur	2-1-0	5.75	0
	Hebert, Sammy	1-1-0	7.50	0
1918-19	Lindsay, Bert	5-11-0	5.09	0
	Holmes, Harry	0-2-0	4.50	0
1919-20	Mitchell, Ivan	6-7-0	4.34	0
	Lockhart, Howie	4-2-0	4.84	0
	Forbes, Vernon	2-3-0	4.20	0
1920-21	Forbes, Vernon	13-7-0	3.83	0
1921-22	Roach, John Ross	11-10-1	4.14	0
1922-23	Roach, John Ross	13-10-1	3.59	1
1923-24	Roach, John Ross	10-13-0	3.48	1
1924-25	Roach, John Ross	19-11-0	2.80	1
1925-26	Roach, John Ross	12-21-3	3.07	2
1926-27	Roach, John Ross	15-24-5	2.04	4
1927-28	Roach, John Ross	18-18-7	1.96	4
	Ironstone, Joe	0-0-1	0.00	1
1928-29	Chabot, Lorne	20-18-5	1.61	12
	Grant, Benny	1-0-0	2.18	0
	Horne, Red	0-0-0	0.00	0
1929-30	Chabot, Lorne	16-20-6	2.59	6
1930-31	Chabot, Lorne	21-8-8	2.09	6
	Grant, Benny	1-5-1	2.65	2
1931-32	Chabot, Lorne	22-16-6	2.36	4
	Grant, Benny	1-2-1	3.38	1
	*Clancy, King	0-0-0	60.00	0
	*Horne, Red	0-0-0	60.00	0
	*Levinsky, Alex	0-0-0	60.00	0
1932-33	Chabot, Lorne	24-18-6	2.26	5
	Conacher, Charlie	0-0-0	0.00	0
1933-34	Hainsworth, George	26-13-9	2.48	3
1934-35	Hainsworth, George	30-14-4	2.31	8
1935-36	Hainsworth, George	23-19-6	2.12	8
1936-37	Broda, Turk	22-19-4	2.30	3
	Hainsworth, George	0-2-1	2.84	0
1937-38	Broda, Turk	24-15-9	2.56	6
1938-39	Broda, Turk	19-20-9	2.15	8
1939-40	Broda, Turk	25-17-5	2.23	4
	Stein, Phil	0-0-1	0.71	0
1940-41	Broda, Turk	28-14-6	2.00	5
1941-42	Broda, Turk	27-18-3	2.76	6
1942-43	Broda, Turk	22-19-9	3.18	1
1943-44	Bibeault, Paul	13-14-2	3.00	5
	Grant, Benny	9-9-2	4.15	0
	Marois, Jean	1-0-0	4.00	0
1944-45	McCool, Frank	22-24-4	3.22	4
1945-46	McCool, Frank	10-9-3	3.68	0
	Broda, Turk	6-6-3	3.53	0
	Bell, Gordie	3-5-0	3.88	0
	Bastien, Baz	0-4-1	4.00	0
1946-47	Broda, Turk	31-19-10	2.87	4
1947-48	Broda, Turk	32-15-13	2.38	5
1948-49	Broda, Turk	22-25-13	2.68	5
1949-50	Broda, Turk	30-25-12	3.48	9
	Rollins, Al	1-1-0	2.40	1
	Mayer, Gil	0-1-0	2.00	0
1950-51	Rollins, Al	27-5-8	1.77	5
	Broda, Turk	14-11-5	2.23	6
1951-52	Rollins, Al	29-24-16	2.22	5
	Broda, Turk	0-1-0	6.00	0
1952-53	Lumley, Harry	27-30-13	2.39	10
1953-54	Lumley, Harry	32-24-13	1.86	13
	Mayer, Gil	0-0-1	3.00	0
1954-55	Lumley, Harry	24-23-22	1.94	8
	Mayer, Gil	1-0-0	1.00	0
1955-56	Lumley, Harry	21-28-10	2.71	3
	Mayer, Gil	1-5-0	3.17	0
	Chadwick, Ed	2-0-3	0.60	2
	Wilson, Lefty	0-0-0	0.00	0
1956-57	Chadwick, Ed	21-34-15	2.74	5
1957-58	Chadwick, Ed	21-38-11	3.23	4
1958-59	Bower, Johnny	15-17-7	2.74	3
	Chadwick, Ed	12-15-4	3.10	3
1959-60	Bower, Johnny	34-24-8	2.73	5
	Chadwick, Ed	1-2-1	3.75	0
1960-61	Bower, Johnny	33-15-10	2.50	2
	Maniago, Cesare	4-2-1	2.57	0
	McNamara, Gerry	2-2-1	2.60	0

*Clancy, Horner and Levinsky allowed a goal March 15, 1932 while Chabot was serving a penalty.

GOALTENDING RECORDS

YEAR	GOALTENDER	RECORD	GAA	SHUTOUTS
1961-62	Bower, Johnny	32-17-10	2.58	2
	Simmons, Don	4-4-1	2.33	1
	Cheevers, Gerry	1-1-0	3.50	0
1962-63	Bower, Johnny	20-15-7	2.62	1
	Simmons, Don	15-8-5	2.50	1
1963-64	Bower, Johnny	24-16-11	2.11	5
	Simmons, Don	9-9-1	3.17	3
1964-65	Sawchuck, Terry	17-13-6	2.56	1
	Bower, Johnny	13-13-8	2.38	3
1965-66	Bower, Johnny	18-10-5	2.25	3
	Sawchuck, Terry	10-11-3	3.16	1
	Gamble, Bruce	5-2-3	2.51	4
	Smith, Gary	0-2-0	3.56	0
	Smith, Al	1-0-0	1.94	0
1966-67	Sawchuck, Terry	15-5-4	2.81	2
	Bower, Johnny	12-9-3	2.64	2
	Gamble, Bruce	5-10-4	3.39	0
	Smith, Gary	0-2-0	3.65	0
	Smith, Al	0-1-0	5.00	0
1967-68	Bower, Johnny	14-18-7	2.25	4
	Gamble, Bruce	19-13-3	2.32	5
1968-69	Gamble, Bruce	28-20-11	2.80	3
	Bower, Johnny	5-4-3	2.82	2
	Smith, Al	2-2-1	2.87	0
1969-70	Gamble, Bruce	19-24-9	3.06	5
	Edwards, Marv	10-9-4	3.25	1
	Bower, Johnny	0-1-0	5.00	0
1970-71	McNamara, Gerry	0-0-0	5.22	0
	Plante, Jacques	24-11-4	1.88	4
	Parent, Bernie	7-7-3	2.65	0
	Gamble, Bruce	6-14-1	3.87	2
	McLachlan, Murray	0-1-0	9.60	0
1971-72	Plante, Jacques	16-13-5	2.62	2
	Parent, Bernie	17-18-9	2.56	3
1972-73	Plante, Jacques	8-14-6	3.04	1
	McRae, Gordon	7-3-0	3.77	0
	Low, Ron	12-24-4	3.89	1
1973-74	Favell, Doug	14-7-9	2.71	0
	Wilson, Dunc	9-11-3	2.89	1
	Johnston, Ed	12-9-4	3.09	1
1974-75	McRae, Gord	10-3-6	3.22	0
	Wilson, Dunc	8-11-4	3.70	0
	Favell, Doug	12-17-6	4.05	1
1975-76	Hamel, Pierre	1-2-0	5.54	0
	Thomas, Wayne	28-24-12	3.19	2
	McRae, Gord	6-5-2	3.70	0
	Favell, Doug	0-2-1	5.63	0
1976-77	Palmateer, Mike	23-18-8	3.21	4
	Thomas, Wayne	10-13-6	3.86	1
	McRae, Gord	0-1-1	4.50	0
1977-78	Palmateer, Mike	34-19-9	2.74	5
	McRae, Gord	7-10-1	3.29	1
1978-79	Palmateer, Mike	26-21-10	2.95	4
	Harrison, Paul	8-12-3	3.51	1
	Hamel, Pierre	0-0-0	0.00	0
1979-80	Crha, Jiri	8-7-0	3.61	0
	Palmateer, Mike	16-14-3	3.61	2
	Ridley, Curt	0-1-0	4.36	0
	Harrison, Paul	9-17-2	4.42	0
	Tremblay, Vincent	2-1-0	5.11	0
1980-81	Crha, Jiri	20-20-11	4.07	0
	Rutherford, Jim	4-10-2	5.12	0
	Larocque, Michel	3-3-2	5.22	0
	Ridley, Curt	1-1-0	5.81	0
1981-82	Tremblay, Vincent	0-3-0	6.71	0
	Tremblay, Vincent	10-18-8	4.52	1
	Larocque, Michel	10-24-8	4.69	0
	Parent, Bob	0-2-0	6.50	0
1982-83	St. Croix, Rick	4-9-2	3.80	0
	Palmateer, Mike	21-23-7	3.99	0
	Larocque, Michel	3-8-3	4.89	0
	Tremblay, Vincent	0-0-0	3.00	0
	Parent, Bob	0-0-0	3.00	0
1983-84	Bestler, Allan	11-16-4	4.35	0
	Palmateer, Mike	9-17-4	4.88	0
	St. Croix, Rick	5-10-0	5.11	0
	Wregget, Ken	1-1-1	5.09	0
1984-85	Dowie, Bruce	0-1-0	3.33	0
	Bernhardt, Tim	13-19-4	3.74	0
	Bestler, Allan	3-9-1	4.22	1
	Wregget, Ken	2-15-3	4.84	0
	St. Croix, Rick	2-9-0	5.16	0

GOALTENDING RECORDS

YEAR	GOALTENDER	RECORD	GAA	SHUTOUTS
1985-86	Wregget, Ken	9-13-4	4.33	0
	Edwards, Don	12-23-0	4.78	0
	Bernhardt, Tim	4-12-3	5.07	0
	Bester, Allan	0-0-0	3.00	0
	Bester, Allan	10-14-3	3.65	2
1986-87	Wregget, Ken	22-28-3	3.97	0
	Bernhardt, Tim	0-0-0	9.00	0
	Bester, Allan	8-12-5	3.81	2
	Reese, Jeff	1-2-1	4.10	0
1987-88	Wregget, Ken	12-35-4	4.44	2
	Bester, Allan	17-20-3	3.80	2
	Wregget, Ken	9-20-2	4.42	0
	Reese, Jeff	2-6-1	4.94	0
1988-89	Laforest, Mark	9-14-0	3.89	0
	Reese, Jeff	9-6-3	4.41	0
	Bester, Allan	20-16-0	4.49	0
	Ing, Peter	0-2-1	5.93	0
1989-90	Ing, Peter	16-29-8	3.84	1
	Reese, Jeff	6-13-3	3.86	1
	Bester, Allan	0-4-0	4.37	0
	Rhodes, Damian	1-0-0	1.00	0
1990-91	Potvin, Felix	0-2-1	2.29	0
	Reese, Jeff	1-5-1	2.91	1
	Fuhr, Grant	25-33-5	3.66	2
	Wamsley, Rick	4-3-0	3.79	0
1991-92	Puppa, Daren	6-2-0	2.25	2
	Potvin, Felix	25-15-7	2.50	2
	Fuhr, Grant	13-9-4	3.14	1
	Wamsley, Rick	0-3-0	5.63	0
1992-93	Rhodes, Damian	9-7-3	2.62	0
	Potvin, Felix	34-22-9	2.89	3
	Rhodes, Damian	6-6-1	2.68	0
	Potvin, Felix	15-13-7	2.91	0
1993-94	Rhodes, Damian	4-5-1	2.79	0
	Beaupre, Don	0-5-0	4.64	0
	Potvin, Felix	30-26-11	2.87	2
	Potvin, Felix	27-36-7	3.15	0
1994-95	Beaupre, Don	0-3-0	5.45	0
	Cousineau, Marcel	3-5-1	3.29	1
	Potvin, Felix	26-33-7	2.73	5
	Healy, Glenn	4-10-2	2.98	0
1995-96	Cousineau, Marcel	0-0-0	0.00	*0
	Joseph, Curtis	35-24-7	2.56	3
	Healy, Glenn	6-3-0	2.97	0
	Potvin, Felix	2-0-1	3.81	0
1996-97	Reese, Jeff	1-1-0	4.53	0
	Joseph, Curtis	36-20-7	2.49	4
	Healy, Glenn	9-10-0	3.04	2
	Joseph, Curtis	33-27-8	2.39	6
1997-98	Healy, Glenn	4-7-3	2.62	0
	Joseph, Curtis	29-17-5	2.23	4
	Schwab, Corey	12-10-5	2.73	1
	Barrasso, Tom	2-2-0	2.74	0
1998-99	Centomo, Sebastien	0-0-0	4.50	0
	Belfour, Ed	37-20-5	2.26	7
	Tellqvist, Mikael	1-1-0	2.79	0
	Kidd, Trevor	6-10-2	3.10	0
1999-00	Belfour, Ed	34-19-6	2.13	10
	Tellqvist, Mikael	5-3-2	2.87	0
	Kidd, Trevor	6-5-2	3.26	1
	Did not play due to work stoppage			
2000-01	Belfour, Ed	22-22-4	3.29	0
	Tellqvist, Mikael	10-11-2	3.13	2
	Aubin, J.S.	9-0-2	2.22	1
	Raycroft, Andrew	37-25-9	2.99	2
2001-02	Aubin, J.S.	3-4-2	3.43	0
	Tellqvist, Mikael	0-1-0	2.03	0
	Toskala, Vesa	33-25-6	2.74	3
	Raycroft, Andrew	2-9-5	3.92	1
2002-03	Clemmensen, Scott	1-1-0	3.90	0
	Gerber, Martin	6-5-0	3.25	0
	Toskala, Vesa	22-17-11	3.26	1
	Joseph, Curtis	5-9-1	3.57	0
2003-04	Pogge, Justin	1-4-1	4.35	0
	Ciguere, Jean-Sebastien	6-7-2	2.49	2
	Gustavsson, Jonas	16-15-9	2.87	**1
	MacDonald, Joey	1-4-0	3.20	**0
2004-05	Toskala, Vesa	7-12-3	3.66	1
	Ciguere, Jean-Sebastien	11-11-4	2.87	0
	Gustavsson, Jonas	6-13-2	3.29	0
	Reimer, James	20-10-5	2.60	3

* Glenn Healy and Marcel Cousineau shared a shutout November 4, 1997 vs. San Jose.

** Jonas Gustavsson and Joey MacDonald shared a shutout December 1, 2009 at Montreal.

ALL-TIME SCORING LEADERS

NAME (SEASON PLAYED)	POS	GP	G	A	PTS	PIM
1. Mats Sundin (94/95 to 07/08)	C	981	420	567	987	748
2. Darryl Sittler (70/71 to 81/82)	C	844	389	527	916	763
3. Dave Keon (60/61 to 74/75)	C	1062	365	493	858	75
4. Borje Salming (73/74 to 88/89)	D	1099	148	620	768	1292
5. George Armstrong (49/50;51/52 to 70/71)	RW	1187	296	417	713	721
6. Ron Ellis (63/64 to 74/75;77/78 to 80/81)	RW	1034	332	308	640	207
7. Frank Mahovlich (56/57 to 67/68)	LW	720	296	301	597	782
8. Bob Pulford (56/57 to 69/70)	C	947	251	312	563	691
9. Ted Kennedy (42/43 to 54/55;56/57)	C	696	231	329	560	432
10. Rick Vaive (79/80 to 86/87)	RW	534	299	238	537	940
11. Tomas Kaberle (98/99 to 10/11)	D	878	83	437	520	246
12. Norm Ullman (67/68 to 74/75)	C	535	166	305	471	160
13. Lanny McDonald (73/74 to 79/80)	RW	477	219	240	459	372
14. Tim Horton (49/50;51/52 to 69/70)	D	1185	109	349	458	1389
15. Doug Gilmour (91/92 to 96/97; 02/03)	C	393	131	321	452	386
16. Wendel Clark (85/86 to 93/94, 95/96 to 97/98; 99/00)	LW	608	260	181	441	1535
17. Syl Apps (36/37 to 42/43;45/46 to 47/48)	C	423	201	231	432	56
18. Ian Turnbull (73/74 to 81/82)	D	580	112	302	414	651
19. Gary Leeman (83/84 to 91/92)	RW	545	176	231	407	463
20. John Anderson (77/78 to 84/85)	RW	534	189	204	393	168
21. Sid Smith (46/47 to 57/58)	LW	601	186	183	369	94
22. Ron Stewart (52/53 to 64/65)	RW	838	186	182	368	413
23. Harvey (Busher) Jackson (29/30 to 38/39)	LW	434	186	165	351	342
24. Red Kelly (59/60 to 66/67)	C	470	119	232	351	74
25. Todd Sloan (47/48 to 48/49;50/51 to 57/58)	C	549	162	184	346	650
26. Dick Duff (54/55 to 63/64)	LW	582	174	165	339	535
27. Bill Derlago (79/80 to 85/86)	C	378	158	176	334	179
28. Vincent Damphousse (86/87 to 90/91)	LW	394	118	211	329	262
29. Jim McKenny (65/66 to 77/78)	D	594	81	246	327	292
30. Charlie Conacher (29/30 to 37/38)	RW	326	200	124	324	411
31. Darcy Tucker (99/00 to 07/08)	RW	531	148	171	319	756
32. Paul Henderson (67/68 to 73/74)	LW	408	162	156	318	166
33. Tom Fergus (85/86 to 91/92)	C	357	118	179	297	324
34. Bryan McCabe (00/01 to 07/08)	D	523	83	214	297	785
35. Steve Thomas (84/85 to 86/87; 98/99 to 00/01)	RW	377	118	173	291	299
36. Nik Antropov (99/00 to 07/08)	RW	509	125	166	291	477
37. Bill Harris (55/56 to 64/65)	C	610	106	181	287	187
38. Harry Watson (46/47 to 54/55)	LW	500	163	122	285	111
39. Todd Gill (84/85 to 95/96)	D	639	59	210	269	922
40. Miroslav Frycer (81/82 to 87/88)	RW	329	115	153	268	374
41. Ed Olczyk (87/88 to 90/91)	C	257	116	151	267	221
42. Peter Ilnacac (82/83 to 89/90)	C	417	102	165	267	175
43. Alexei Ponikarovsky (00/01 to 09/10)	L	477	114	143	257	318
44. Max Bentley (47/48 to 52/53)	C	354	122	134	256	136
45. Mark Osborne (86/87 to 90/91; 91/92 to 93/94)	LW	426	94	160	254	563
46. Bob Davidson (34/35 to 45/46)	L/RW	491	94	160	254	398
47. Dan Daoust (82/83 to 89/90)	C	518	87	166	253	540
48. Nick Metz (34/35 to 41/42;44/45 to 47/48)	LW	518	131	119	250	149
49. Al Iafate (84/85 to 90/91)	D	472	81	169	250	546
50. Errol Thompson (70/71;72/73 to 77/78)	LW	365	126	119	245	70

*Still Active with Leafs

INDIVIDUAL LEADERS BY YEAR

REGULAR SEASON 1927/28 TO 1966/67

YEAR	GOALS	ASSISTS	POINTS	PIMS
1927/28	Bill Carson.....20	Hap Day.....8	Bill Carson.....26	Arthur Duncan.....97
1928/29	Ace Bailey.....22	Andy Blair.....15	Ace Bailey.....32	Art Smith.....91
1929/30	Ace Bailey.....22	Ace Bailey.....21	Ace Bailey.....43	Red Horner.....96
		Joe Primeau.....21		
1930/31	Charlie Conacher.....31	Joe Primeau.....32	Charlie Conacher.....43	Harvey Jackson.....81
1931/32	Charlie Conacher.....34	Joe Primeau.....37	Harvey Jackson.....53	Red Horner.....97
1932/33	Harvey Jackson.....27	Joe Primeau.....21	Harvey Jackson.....44	Red Horner.....144
1933/34	Charlie Conacher.....32	Joe Primeau.....32	Charlie Conacher.....52	Red Horner.....146
1934/35	Charlie Conacher.....36	Harvey Jackson.....22	Charlie Conacher.....57	Red Horner.....125
1935/36	Charlie Conacher.....23	Charlie Conacher.....15	Charlie Conacher.....38	Red Horner.....167
	Bill Thoms.....23	Bill Thoms.....15	Bill Thoms.....38	Art Jackson.....15
1936/37	Harvey Jackson.....21	Syl Apps.....29	Syl Apps.....45	Red Horner.....124
1937/38	Gordie Drillon.....26	Syl Apps.....29	Gordie Drillon.....52	Red Horner.....92
1938/39	Gordie Drillon.....18	Syl Apps.....25	Syl Apps.....40	Red Horner.....85
1939/40	Gordie Drillon.....21	Gordie Drillon.....19	Gordie Drillon.....40	Red Horner.....87
1940/41	Sweeney Schriner.....24	Billy Taylor.....26	Gordie Drillon.....44	Reg Hamilton.....59
			Syl Apps.....44	
1941/42	Gordie Drillon.....23	Billy Taylor.....26	Gordie Drillon.....41	Bingo Kampman.....67
			Syl Apps.....41	
1942/43	Lorne Carr.....27	Billy Taylor.....42	Lorne Carr.....60	Reg Hamilton.....68
			Billy Taylor.....60	
1943/44	Lorne Carr.....36	Gus Bodnar.....40	Lorne Carr.....74	Reg Hamilton.....32
		Babe Pratt.....40		
1944/45	Ted Kennedy.....29	Gus Bodnar.....36	Ted Kennedy.....54	Bob Davidson.....49
1945/46	Gaye Stewart.....37	Gus Bodnar.....23	Gaye Stewart.....52	Bob Goldham.....44
1946/47	Ted Kennedy.....28	Ted Kennedy.....32	Ted Kennedy.....60	Gus Mortson.....133
1947/48	Syl Apps.....26	Jim Thomson.....29	*Max Bentley.....54	Bill Barilko.....147
	*Max Bentley.....26		Syl Apps.....53	
1948/49	Harry Watson.....26	Max Bentley.....22	Harry Watson.....45	Bill Ezinicki.....145
		Cal Gardner.....22		
1949/50	Max Bentley.....23	Ted Kennedy.....24	Sid Smith.....45	Bill Ezinicki.....144
1950/51	Tod Sloan.....31	Ted Kennedy.....43	Max Bentley.....62	Gus Mortson.....142
1951/52	Sid Smith.....37	Ted Kennedy.....33	Sid Smith.....57	Fern Flaman.....110
1952/53	Sid Smith.....20	Ted Kennedy.....23	Sid Smith.....39	Fern Flaman.....110
		Bob Hassard.....23		
1953/54	Sid Smith.....22	Tod Sloan.....32	Tod Sloan.....43	Tod Sloan.....100
1954/55	Sid Smith.....33	Ted Kennedy.....42	Sid Smith.....54	Eric Nesterenko.....99
1955/56	Tod Sloan.....37	George Armstrong.....32	Tod Sloan.....66	Tod Sloan.....100
1956/57	Dick Duff.....26	George Armstrong.....26	George Armstrong.....44	Gerry James.....90
1957/58	Dick Duff.....26	Billy Harris.....28	Dick Duff.....49	George Armstrong.....93
1958/59	Dick Duff.....29	Bert Olmstead.....31	Dick Duff.....53	Carl Brewer.....125
1959/60	Bob Pulford.....24	Bob Pulford.....28	Bob Pulford.....52	Carl Brewer.....150
		George Armstrong.....28		
1960/61	Frank Mahovlich.....48	Red Kelly.....50	Frank Mahovlich.....84	Frank Mahovlich.....131
1961/62	Frank Mahovlich.....33	Frank Mahovlich.....38	Frank Mahovlich.....71	Bob Pulford.....98
1962/63	Frank Mahovlich.....36	Red Kelly.....40	Frank Mahovlich.....73	Carl Brewer.....168
1963/64	Frank Mahovlich.....26	*Andy Bathgate.....58	*Andy Bathgate.....77	Eddie Shack.....128
		Dave Keon.....37	Dave Keon.....60	
1964/65	Frank Mahovlich.....23	Andy Bathgate.....29	Frank Mahovlich.....51	Carl Brewer.....177
1965/66	Frank Mahovlich.....32	George Armstrong.....35	Frank Mahovlich.....56	Kent Douglas.....97
			Bob Pulford.....56	
1966/67	Ron Ellis.....22	Dave Keon.....33	Dave Keon.....52	Jim Pappin.....89

*Totals not all earned with Leafs

INDIVIDUAL LEADERS BY YEAR

REGULAR SEASON 1967/68 TO 2010/11

YEAR	GOALS	ASSISTS	POINTS	PIMS
1967/68	*Norm Ullman.....35	*Norm Ullman.....37	*Norm Ullman.....72	Tim Horton.....82
	Mike Walton.....30	Dave Keon.....37	Mike Walton.....59	Pete Sternkowski.....82
1968/69	Norm Ullman.....35	Norm Ullman.....42	Norm Ullman.....77	*Forbes Kennedy.....219
			Jim Dorey.....200	
1969/70	Ron Ellis.....35	Norm Ullman.....42	Dave Keon.....62	Rick Ley.....102
1970/71	Dave Keon.....38	Norm Ullman.....51	Norm Ullman.....85	Jim Dorey.....198
1971/72	Paul Henderson.....38	Norm Ullman.....50	Norm Ullman.....73	Rick Ley.....124
1972/73	Dave Keon.....37	Darryl Sittler.....48	Darryl Sittler.....77	Mike Pelyk.....118
1973/74	Darryl Sittler.....38	Norm Ullman.....47	Darryl Sittler.....84	Brian Glennie.....100
1974/75	Darryl Sittler.....36	Darryl Sittler.....44	Darryl Sittler.....80	Dave Williams.....187
1975/76	Errol Thompson.....43	Darryl Sittler.....59	Darryl Sittler.....100	Dave Williams.....299
1976/77	Lanny McDonald.....46	Borje Salming.....66	Darryl Sittler.....90	Dave Williams.....338
			Lanny McDonald.....90	
1977/78	Lanny McDonald.....47	Darryl Sittler.....72	Darryl Sittler.....117	Dave Williams.....351
1978/79	Lanny McDonald.....43	Borje Salming.....56	Darryl Sittler.....87	Dave Williams.....298
1979/80	Darryl Sittler.....40	Darryl Sittler.....57	Darryl Sittler.....97	Dave Williams.....197
1980/81	Darryl Sittler.....43	Borje Salming.....61	Wilf Paiement.....97	Rick Vaive.....229
1981/82	Rick Vaive.....54	Bill Derlago.....50	Rick Vaive.....89	Bob McGill.....263
1982/83	Rick Vaive.....51	John Anderson.....49	John Anderson.....80	Jim Korn.....236
1983/84	Rick Vaive.....52	Dan Daoust.....56	Rick Vaive.....93	Jim Korn.....257
1984/85	Rick Vaive.....35	Dan Daoust.....37	Rick Vaive.....68	Bob McGill.....250
1985/86	Wendel Clark.....34	Miroslav Frycer.....43	Miroslav Frycer.....75	Wendel Clark.....227
1986/87	Wendel Clark.....37	Russ Courtnall.....44	Russ Courtnall.....73	Wendel Clark.....271
1987/88	Ed Olczyk.....42	Mark Osborne.....37	Ed Olczyk.....75	Al Secord.....221
1988/89	Ed Olczyk.....38	Ed Olczyk.....52	Ed Olczyk.....90	John Kordic.....185
			Brian Curran.....185	
1989/90	Gary Leeman.....51	Vincent Damphousse.....61	Gary Leeman.....95	Brian Curran.....301
1990/91	Vincent Damphousse.....26	Vincent Damphousse.....47	Vincent Damphousse.....73	Luke Richardson.....238
1991/92	*Doug Gilmour.....26	*Doug Gilmour.....61	*Doug Gilmour.....87	*K. Baumgartner.....225
	Glenn Anderson.....24	Glenn Anderson.....57	Glenn Anderson.....57	Bob Halkidis.....145
1992/93	*Dave Andreychuk.....54	Doug Gilmour.....95	Doug Gilmour.....127	Rob Pearson.....211
	Nikolai Borschevsky.....34			
1993/94	Dave Andreychuk.....53	Doug Gilmour.....84	Doug Gilmour.....111	Rob Pearson.....189
1994/95	Mats Sundin.....23	Mike Ridley.....27	Mats Sundin.....47	*Tie Domi.....159
			Warren Rychel.....101	
1995/96	Mike Gartner.....35	Mats Sundin.....50	Mats Sundin.....83	Tie Domi.....297
1996/97	Mats Sundin.....41	Mats Sundin.....53	Mats Sundin.....94	Tie Domi.....275
1997/98	Mats Sundin.....33	Mats Sundin.....41	Mats Sundin.....74	Tie Domi.....365
1998/99	Sergei Berezin.....37	Mats Sundin.....52	Mats Sundin.....83	Tie Domi.....198
1999/00	Mats Sundin.....32	Mats Sundin.....41	Mats Sundin.....73	Tie Domi.....198
2000/01	Gary Roberts.....29	Mats Sundin.....46	Mats Sundin.....74	Tie Domi.....214
2001/02	Mats Sundin.....41	Mats Sundin.....39	Mats Sundin.....80	Tie Domi.....157
2002/03	Mats Sundin.....37	Alexander Mogilny.....46	Alexander Mogilny.....79	Wade Belak.....196
2003/04	Mats Sundin.....31	Mats Sundin.....44	Mats Sundin.....75	Tie Domi.....208
2004/05	Did not play due to work stoppage			
2005-06	Mats Sundin.....31	Tomas Kaberle.....58	Mats Sundin.....78	Bryan McCabe.....116
2006/07	Mats Sundin.....27	Mats Sundin.....49	Mats Sundin.....76	Bryan McCabe.....115
2007/08	Mats Sundin.....32	Mats Sundin.....46	Mats Sundin.....78	Pavel Kubina.....116
2008/09	Jason Blake.....25	Matt Stajan.....40	Jason Blake.....63	Pavel Kubina.....94
2009/10	Phil Kessel.....30	Tomas Kaberle.....42	Phil Kessel.....55	Colton Orr.....239
2010/11	Phil Kessel.....32	Clarke MacArthur.....41	Phil Kessel.....64	Colton Orr.....128

*Totals not all earned with Leafs

ALL-TIME STATS LEADERS

GAMES PLAYED

Most Games, Career (600+ Regular Season)

- George Armstrong 1187
- Tim Horton 1185
- Borje Salming 1099
- Dave Keon 1062
- Ron Ellis 1034
- Mats Sundin 981
- Bob Pulford 947
- Tomas Kaberle 878
- Darryl Sittler 844
- Ron Stewart 838
- Tie Domi 777
- Bob Baun 739
- Frank Mahovlich 720
- Jim Thomson 717
- Ted Kennedy 696
- Todd Gill 639
- Allan Stanley 633
- Walter (Turk) Broda 629
- Bill Harris 610
- Wendel Clark 608

GOALS

Most Goals, Career (160+)

- Mats Sundin 420
- Darryl Sittler 389
- Dave Keon 388
- Ron Ellis 332
- Rick Vaive 299
- Frank Mahovlich 296
- George Armstrong 296
- Wendel Clark 260
- Bob Pulford 251
- Ted Kennedy 231
- Lanny McDonald 219
- Syl Apps 201
- Charlie Conacher 200
- John Anderson 189
- Busher Jackson 186
- Sid Smith 186
- Ron Stewart 186
- Gary Leeman 176
- Dick Duff 174
- Norm Ullman 166
- Harry Watson 163
- Paul Henderson 162
- Tod Sloan 162

Most Goals, Season (40+)

- Rick Vaive (81-82) 54
- Dave Andreychuk (92-93) (29 with Buffalo) 54
- Dave Andreychuk (93-94) 53
- Rick Vaive (83-84) 52
- Rick Vaive (82-83) 51
- Gary Leeman (89-90) 51
- Frank Mahovlich (60-61) 48
- Lanny McDonald (77-78) 47
- Wendel Clark (93-94) 46
- Lanny McDonald (76-77) 46
- Darryl Sittler (77-78) 45
- Errol Thompson (75-76) 43
- Lanny McDonald (78-79) 43
- Darryl Sittler (80-81) 43
- Ed Olczyk (87-88) 42

- Mats Sundin (01-02) 41
- Mats Sundin (96-97) 41
- Darryl Sittler (75-76) 41
- Darryl Sittler (79-80) 40
- Wilf Paiement (80-81) 40
- Bill Derlago (83-84) 40

GAME-WINNING GOALS

Most Game Winning Goals, Career

- Mats Sundin 79
- Dave Keon 63
- Frank Mahovlich 55
- Ron Ellis 50
- George Armstrong 43
- Darryl Sittler 42

POWERPLAY GOALS

Most Powerplay Goals, Career

- Mats Sundin 124
- Darryl Sittler 120
- Rick Vaive 90
- Wendel Clark 79
- Dave Keon 65
- George Armstrong 64
- Frank Mahovlich 62
- Darcy Tucker 61
- Lanny McDonald 59
- Ron Ellis 56
- Sid Smith 54
- Dave Andreychuk 53

SHORTHANDED GOALS

Most Shorthanded Goals, Career

- Dave Keon 31
- Bob Pulford 27
- Mats Sundin 23
- Ron Stewart 15
- Russ Courtnall 13
- Dave Reid 13
- Greg Terrion 13
- Rick Vaive 11
- Lanny McDonald 10
- Rudy Migay 10
- 3 tied 9

ASSISTS

Most Assists, Career (200+)

- Borje Salming 620
- Mats Sundin 567
- Darryl Sittler 527
- Dave Keon 493
- Tomas Kaberle 437
- George Armstrong 417
- Tim Horton 349
- Ted Kennedy 329
- Doug Gilmour 321
- Bob Pulford 312
- Ron Ellis 308
- Norm Ullman 305
- Ian Turnbull 302
- Frank Mahovlich 301
- Jim McKenny 246
- Lanny McDonald 240

*Still Active with Leafs

ALL-TIME STATS LEADERS

- Rick Vaive 238
- Red Kelly 232
- Syl Apps 231
- Gary Leeman 231
- Vincent Damphousse 211
- Todd Gill 210
- Jim Thomson 208
- John Anderson 204

Most Assists, Season (50+)

- Doug Gilmour (92-93) 95
- Doug Gilmour (93-94) 84
- Darryl Sittler (77-78) 72
- Borje Salming (76-77) 66
- Borje Salming (80-81) 61
- Doug Gilmour (91-92) (Tor.) 34 (Overall) 61
- Vincent Damphousse (89-90) 61
- Borje Salming (77-78) 60
- Darryl Sittler (75-76) 59
- Tomas Kaberle (05-06) 58
- Ian Turnbull (76-77) 57
- Darryl Sittler (79-80) 57
- Wilf Paiement (80-81) 57
- Lanny McDonald (75-76) 56
- Borje Salming (78-79) 56
- Dan Daoust (83-84) 56
- Ed Olczyk (89-90) 56
- Darryl Sittler (80-81) 53
- Mats Sundin (96-97) 53
- Darryl Sittler (76-77) 52
- Borje Salming (79-80) 52
- Ed Olczyk (88-89) 52
- Norm Ullman (70-71) 51
- Ian Turnbull (78-79) 51
- Darryl Sittler (78-79) 51
- Red Kelly (60-61) 50
- Norm Ullman (71-72) 50
- Bill Derlago (81-82) 50
- Mark Osborne (89-90) 50
- Mats Sundin (95-96) 50

POINTS

Most Points, Season (80+)

- Doug Gilmour (92-93) 127
- Darryl Sittler (77-78) 117
- Doug Gilmour (93-94) 111
- Darryl Sittler (75-76) 100
- Dave Andreychuk (93-94) 99
- Darryl Sittler (79-80) 97
- Wilf Paiement (80-81) 97
- Darryl Sittler (80-81) 96
- Gary Leeman (89-90) 95
- Mats Sundin (96-97) 94
- Vincent Damphousse (89-90) 94
- Lanny McDonald (75-76) 93
- Rick Vaive (83-84) 93
- Lanny McDonald (76-77) 90
- Darryl Sittler (76-77) 90
- Ed Olczyk (88-89) 90
- Rick Vaive (81-82) 89
- Ed Olczyk (89-90) 88
- Lanny McDonald (77-78) 87
- Darryl Sittler (78-79) 87
- Doug Gilmour (91-92) 87
- Norm Ullman (70-71) 85
- Lanny McDonald (78-79) 85
- Frank Mahovlich (60-61) 84
- Darryl Sittler (73-74) 84
- Bill Derlago (81-82) 84

- Mats Sundin (95-96) 83
- Mats Sundin (98-99) 83
- Darryl Sittler (74-75) 80
- Errol Thompson (75-76) 80
- John Anderson (82-83) 80
- Mats Sundin (01-02) 80

PENALTY MINUTES

Most Penalty Minutes, Career (500+)

- Tie Domi 2265
- Dave Williams 1670
- Wendel Clark 1535
- Tim Horton 1389
- Borje Salming 1292
- Red Horner 1264
- Bob Baun 1155
- Bob McGill 988
- Rick Vaive 940
- Todd Gill 922
- Carl Brewer 917
- Jim Thomson 845
- Bryan McCabe 785
- Frank Mahovlich 782
- Darryl Sittler 763
- Wade Belak 763
- Darcy Tucker 756
- Mats Sundin 748
- George Armstrong 721
- Gus Mortonson 709
- Jim Korn 708
- Bob Pulford 691
- Eddie Shack 676
- Ian Turnbull 651
- Tod Sloan 650
- Brian Glennie 599
- Luke Richardson 597
- Mike Pelyk 566
- Mark Osborne 563
- Jim Dorey 553
- Al Iafrate 546
- Dan Daoust 540
- Dan Maloney 538
- Dick Duff 535
- Hap Day 528
- Bill Ezinicki 525
- Pat Boutette 520
- Ken Baumgartner 520
- Brian Curran 512

Most Penalty Minutes, Season (200+)

- Tie Domi (97-98) 365
- Dave Williams (77-78) 351
- Dave Williams (76-77) 338
- Brian Curran (89-90) 301
- Dave Williams (75-76) 299
- Dave Williams (78-79) 298
- Tie Domi (95-96) 297
- Tie Domi (96-97) 275
- Wendel Clark (86-87) 271
- Bob McGill (81-82) 263
- Jim Korn (83-84) 257
- John Kordic (89-90) 252
- Bob McGill (84-85) 250
- *Colton Orr (09-10) 239
- Luke Richardson (90-91) 238
- Dave Hutchison (78-79) 235
- Rick Vaive (80-81) 229
- Wendel Clark (85-86) 227

*Still Active with Leafs

19. Al Secord (87-88).....	221
20. Tie Domi (00-01).....	214
21. Rob Pearson (92-93).....	211
22. Jeff Brubaker (84-85).....	209
23. Tie Domi (03-04).....	208
24. Wilf Paiement (81-82).....	203
25. Rob Ramage (89-90).....	202
26. Jim Dorey (68-69).....	200

PLUS/MINUS (since 1967-68)

1. Borje Salming.....	181
2. Mats Sundin.....	99
3. Lanny McDonald.....	89
4. Paul Henderson.....	84
5. Ron Ellis.....	67
6. Brian Glennie.....	63
Dave Keon.....	63
Bryan McCabe.....	63
8. Alexei Ponikarovsky.....	56
9. Doug Gilmour.....	55
10. Nik Antropov.....	54
11. Norm Ullman.....	53

GOALTENDING

Most Shutouts, Career

1. Walter Broda.....	62
2. Harry Lumley.....	34
3. Lorne Chabot.....	33
Johnny Bower.....	33
5. George Hainsworth.....	19
Bruce Gamble.....	19
7. Ed Belfour.....	17
Curtis Joseph.....	17
9. Mike Palmateer.....	15
10. Ed Chadwick.....	14
11. Felix Potvin.....	12
12. Al Rollins.....	11
13. John Ross Roach.....	8
14. Allan Bester.....	7
Jacques Plante.....	7
16. Paul Bibeault.....	5
Don Simmons.....	5
Vesa Toskala.....	5

Most Wins, Career

1. Walter Broda.....	302
2. Johnny Bower.....	220
3. Felix Potvin.....	160
4. Curtis Joseph.....	138
5. Mike Palmateer.....	129
6. Harry Lumley.....	104
7. Lorne Chabot.....	103
8. Ed Belfour.....	93
9. Bruce Gamble.....	82
10. George Hainsworth.....	79
11. Allan Bester.....	69
12. Vesa Toskala.....	62
13. Ed Chadwick.....	57
Al Rollins.....	57
14. Ken Wregget.....	55
15. Jacques Plante.....	48

Most Losses, Career

1. Walter Broda.....	224
2. Johnny Bower.....	161
3. Felix Potvin.....	149
4. Mike Palmateer.....	112
Ken Wregget.....	112
6. Harry Lumley.....	106
7. Curtis Joseph.....	97
8. Allan Bester.....	91
9. Ed Chadwick.....	89
10. Bruce Gamble.....	83
11. Lorne Chabot.....	80
12. Ed Belfour.....	61
13. Vesa Toskala.....	54
14. George Hainsworth.....	48
15. John Ross Roach.....	42
Grant Fuhr.....	42

Most Games, Career

1. Walter Broda.....	629
2. Johnny Bower.....	472
3. Felix Potvin.....	369
4. Mike Palmateer.....	296
5. Curtis Joseph.....	270
6. Harry Lumley.....	267
7. Lorne Chabot.....	214
8. Bruce Gamble.....	210
9. Allan Bester.....	205
10. Ken Wregget.....	200

Minutes, Career

1. Turk Broda.....	38167
2. Johnny Bower.....	27395
3. Felix Potvin.....	21461
4. Mike Palmateer.....	16847
5. Harry Lumley.....	16000
6. Curtis Joseph.....	15808
7. John Ross Roach.....	13653
8. Lorne Chabot.....	13024
9. Bruce Gamble.....	11675
10. Allan Bester.....	10949

Goals Against Average, Career

(2400 minutes minimum)	
1. John Ross Roach.....	2.00
2. Al Rollins.....	2.06
3. Lorne Chabot.....	2.20
4. Harry Lumley.....	2.21
5. George Hainsworth.....	2.26
6. Jacques Plante.....	2.46
7. Curtis Joseph.....	2.49
8. Ed Belfour.....	2.51
9. Johnny Bower.....	2.51
10. Walter Broda.....	2.53
11. Bernie Parent.....	2.59
12. Damian Rhodes.....	2.64
13. Don Simmons.....	2.71
14. Jean-Sebastien Giguere.....	2.73
15. Terry Sawchuk.....	2.81
16. Felix Potvin.....	2.87

*Still Active with Leafs

2011 HOCKEY HALL OF FAME INDUCTEE

MARK HOWE



TEAM RECORDS (SEASON)

TEAM RECORDS, SEASON

Points, Season

Most Points
103 2003-04 (82 games)
100 2001-02 (82 games)
100 1999-00 (82 games)

Fewest Points

35 1926-27 (44 games)
40 1929-30 (44 games)

Highest Points Percentage

.679 1950-51 (70 games)
.667 1934-35 (48 games)

Lowest Points Percentage

.300 1984-85 (80 games)
.325 1987-88 (80 games)

Wins, Season

Most Wins
45 2003-04 (82 games)
45 1999-00 (82 games)
45 1998-99 (82 games)

Most Home Wins

26 2005-06 (41 games)
25 1992-93 (42 games)
25 1961-62 (35 games)

Most Road Wins

23 2003-04 (41 games)
22 1998-99 (41 games)

Fewest Wins

15 1926-27 (44 games)
17 1929-30 (44 games)

Fewest Home Wins

9 1927-28 (22 games)
10 Four times:
Most recently in 1984-85 (40 games)

Fewest Road Wins

5 1955-56 (35 games)
5 1926-27 (22 games)

Losses, Season

Most Losses
52 1984-85 (80 games)
49 1987-88 (80 games)

Most Home Losses

28 1984-85 (40 games)
21 Three times:
Most recently in 1990-91 (40 games)

Most Road Losses

29 1987-88 (40 games)
29 1983-84 (40 games)
29 1972-73 (39 games)

Fewest Losses

13 1933-34 (48 games)
13 1930-31 (44 games)

Fewest Home Losses

2 1933-34 (24 games)
3 1947-48 (30 games)
3 1939-40 (24 games)

Fewest Road Losses

8 1950-51 (35 games)
8 1934-35 (24 games)

Overtime, Season

Most Overtime Wins

7 2005-06
7 2002-03
7 1999-00
6 1985-86
5 2000-01

Most Home Overtime Wins

5 1998-99
4 2008-09
4 2007-08
4 2006-07
4 2005-06
4 2002-03
4 2000-01
4 1991-92

Most Road Overtime Wins

4 2003-04
4 1999-00

Most Overtime Losses

10 2009-10
6 1985-86
5 2010-11
5 2000-01

Most Home Overtime Losses

6 2009-10
4 2008-09
4 2000-01

Most Road Overtime Losses

4 2009-10
4 2001-02
4 1985-86

Ties, Season

Most Ties

22 1954-55 (70 games)
16 Four times: Most recently in 1981-82

Most Home Ties

11 1954-55 (35 games)
10 1968-69 (38 games)
10 1948-49 (30 games)

Most Road Ties

11 1964-65 (35 games)
11 1954-55 (35 games)

Fewest Ties

3 1941-42 (48 games)
4 Four times: Most recently in 1989-90

Fewest Home Ties

0 1941-42 (24 games)
1 1936-37, 1943-44

TEAM RECORDS (SEASON)

Fewest Road Ties

0 1939-40 (24 games)
1 Four times: Most recently in 1988-89

Shutouts, Season

Most Shutouts
13 1953-54

Most Times Shut Out

13 1926-27

Streaks, Season

Longest Winning Streak

10 Oct. 7 to Oct. 28, 1993

Longest Home Winning Streak

9 Mar. 6 to Apr. 7, 2007
9 Nov. 11 to Dec. 26, 1953

Longest Road Winning Streak

7 Jan. 29 to Feb. 22, 2003
7 Dec. 4, 1960 to Jan. 5, 1961
7 Nov. 14 to Dec. 15, 1940

Longest Undefeated Streak

11 Jan. 6 to Feb. 1, 1994 (7W-4T)
11 Oct. 15 to Nov. 8, 1950 (8W-3T)

Longest Home Undefeated Streak

18 Oct. 31, 1953 to Jan. 23, 1954 (16W-2T)
18 Nov. 28, 1933 to Mar. 10, 1934 (15W-3T)

Longest Road Undefeated Streak

9 Nov. 30, 1947 to Jan. 11, 1948 (4W-5T)

Longest Losing Streak

10 Jan. 15 to Feb. 8, 1967

Longest Home Losing Streak

7 Nov. 11 to Dec. 5, 1984

Longest Road Losing Streak

11 Feb. 20 to Apr. 1, 1988

Longest Winless Streak

15 Dec. 26, 1987 to Jan. 25, 1988 (11L-4T)

Longest Home Winless Streak

11 Dec. 19, 1987 to Jan. 25, 1988 (7L-4T)

Longest Road Winless Streak

18 Oct. 6, 1982 to Jan. 5, 1983 (13L-5T)

Longest Shutout Streak

311:42 Nov. 13-25, 1930, (Lorne Chabot,
Benny Grant)

Goals, Season

Most Goals

337 1989-90 (80 games)
322 1980-81 (80 games)

Most Goals Against

387 1983-84 (80 games)
386 1985-86 (80 games)

Fewest Goals

79 1926-27 (44 games)

Fewest Goals (Minimum 70 games)

147 1954-55 (70 games)

Fewest Goals Against

69 1928-29 (44 games)

Fewest Goals Against (Minimum 70 games)

131 1953-54 (70 games)

Highest Goals Per Game Average

4.28 1943-44 (214 goals in 50 games)
4.21 1989-90 (337 goals in 80 games)

Highest Goals Against Per Game Average

4.837 1983-84 (387 goals in 80 games)
4.825 1985-86 (386 goals in 80 games)

Most Powerplay Goals

107 2005-06 (82 games)

Most Shorthanded Goals

17 1986-87 (80 games)

Most 20-Goal Scorers

7 1989-90 (Leeman, Damphousse, Iczyk,
Marois, Osborne, Iafate, Franceschetti)
7 1985-86 (Clark, Vaive, Frycer, Fergus,
M. Stastny, Courtnall, Thomas)
7 1980-81 (Sittler, Paiement, Vaive, Derlago,
Sedlbauer, Martin, Maloney)

Most 30-Goal Scorers

4 1989-90 (Leeman, Damphousse, Olczyk, Marois)
4 1980-81 (Sittler, Paiement, Vaive, Derlago)

Most 40-Goal Scorers

2 1993-94 (Clark, Andreychuk)
2 1983-84 (Vaive, Derlago)
2 1980-81 (Sittler, Paiement)
2 1977-78 (Sittler, McDonald)
2 1975-76 (Sittler, Thompson)

TEAM RECORDS (GAME)

TEAM RECORDS, GAME

Largest Margin of Victory, Leaf Shutout
13 Jan. 2, 1971 vs. Detroit W-13-0

Goals, Game

Most Goals
14 Mar. 16, 1957 vs. NY Rangers, W 14-1

Most Goals Against
14 Mar. 19, 1981 at Buffalo, L 14-4

Most Goals, Both Teams
20 Jan. 8, 1986 vs. Edmonton W 11-9

Most Powerplay Goals
7 Oct. 14, 2005 at Atlanta W 9-1

Most Powerplay Goals Against
7 Mar. 13, 1987 at Washington, L 10-2

Most Powerplay Goals, Both Teams
9 Oct. 14, 1978 vs. NY Islanders, 10-7
(Leafs 5PPG - Islanders 4PPG)

Most Shorthanded Goals
3 Nov. 16, 1988 vs. Pittsburgh, W 8-5

Assists, Game

Most Assists
23 Mar. 16, 1957 vs. NY Rangers, W 14-1

Most Assists Against
22 Mar. 19, 1981 at Buffalo, L 14-4

Most Assists, Both Teams
32 Oct. 14, 1978, vs. NY Islanders, W 10-7
(Leafs 18A - Islanders 14A)

Points, Game

Most Points
37 Mar. 16, 1957 vs. NY Rangers (14G, 23A), W 14-1

Most Points Against
36 Mar. 19, 1981 at Buffalo (14G, 22A), L 14-4

Most Points, Both Teams
53 Jan. 8, 1986 vs. Edmonton (20G, 33A), W 11-9 (Leafs 17A - Oilers 16A)

Fastest, Game

Fastest Maple Leaf Goal, Start of Game
0:07 Charlie Conacher, Feb. 6, 1932 vs. Boston

Fastest Opponent Goal, Start of a Game:
0:05** Alex Mogilny, Dec. 21, 1991 vs. Buffalo

Fastest Maple Leafs Goal, Start of a Period:
0:06 Frank Mahovlich, Jan. 7, 1961 vs. Boston (2nd period)
0:06 Mats Sundin, Dec. 30, 1995 at St. Louis (OT)

Fastest Opponent Goal, Start of a Period:
0:05 Alex Mogilny, Dec. 21, 1991 vs. Buffalo (1st period)

Fastest Maple Leafs Goal, Overtime:
0:06 Mats Sundin, Dec. 30, 1995 at St. Louis

* NHL Record **Ties NHL Record

Fastest Opponent Overtime Goal, Overtime:
0:12 Joe Thornton, Oct. 25, 2001 at Boston

Fastest Two Goals
0:04** Dec. 29, 1988 at Quebec, 3rd period, Ed Olczyk (5:24), Gary Leeman (5:28), W 6-5

Fastest Three Goals
0:39 Jan. 20, 1940 vs. NY Americans, 1st period, Sweeney Schriner (3:25), Harry Taylor (3:52), Pep Kelly (4:04), W 5-1

Fastest Four Goals
1:25 Mar. 26, 2002 vs. Tampa Bay, 3rd period, Robert Reichel (5:10), Mats Sundin (5:53), Tie Dorni (6:09), Tie Dorni (6:35), W 7-2

Fastest Five Goals
4:18 Feb. 13, 1971 vs. Los Angeles, 2nd period, W 8-1

Fastest Six Goals
7:16 Jan. 12, 1946 vs. Detroit, 1st period, Gus Bodnar (3:17), Billy Taylor (5:48), Gaye Stewart (7:13), Syl Apps (7:46), Jack Hamilton (9:22), Billy Taylor (10:33), W 9-3

Fastest Two Powerplay Goals
0:06 Feb. 9, 1952 vs. Montreal, 2nd period, Howie Meeker (10:14), Howie Meeker (10:20), W 3-2

Fastest Three Powerplay Goals
1:16 Feb. 9, 1952 vs. Montreal, 2nd period, Howie Meeker (10:14), Howie Meeker (10:20), George Armstrong (11:30), W 3-2

Fastest Two Goals Against
0:06 Jan. 26, 1933 vs. Boston, 3rd period, Nels Stewart (15:03), Percy Galbraith (15:09), L 4-2

Fastest Three Goals Against
0:27 Nov. 15, 1944 vs. Detroit, 2nd period, Hal Jackson (11:48), Steve Wochy (12:02), Don Grosso (12:15), L 8-4

Fastest Four Goals Against
2:08 Feb. 19, 1985 vs. Edmonton, (14:23 to 16:31 of 2nd period) Wayne Gretzky, Jari Kurri(2), and Mark Napier, L 4-9

Fastest Five Goals Against
6:10 January 8, 1986 vs. Edmonton, (15:10 of 2nd period to 1:20 of 3rd period), Wayne Gretzky, Kevin McClelland, Paul Coffey, Jari Kurri, and Glenn Anderson, W 11-9

Fastest Six Goals Against
10:02 January 8, 1986 vs. Edmonton, (11:19 of 2nd period to 1:20 of the 3rd period), Raimo Summanen, Wayne Gretzky, Kevin McClelland, Paul Coffey, Jari Kurri, and Glenn Anderson, W 11-9

Fastest Two Goals, Both Teams
0:07 Feb. 25, 1992 vs. New Jersey, 3rd period, Randy McKay, N.J. (9:06), Peter Zedel (9:13) T 5-5
0:07 Oct. 11, 1970 at Vancouver, 3rd period, Andre Boudrias, VAN (9:00), Norm Ullman, TOR (9:07), L 5-3
0:07 Mar. 15, 1964 at NY Rangers, 3rd period, Jim Neilson, NYR, (1:27), Tim Horton, TOR (1:34), W 3-1

TEAM RECORDS (GAME)

Fastest Three Goals, Both Teams
0:29 Feb. 19, 1984 vs. Detroit, 3rd period, L 6-2

Fastest Four Goals, Both Teams
0:53* Oct. 16, 1983 vs. Chicago, 2nd period, Gaston Gingras, TOR (16:49), Denis Savard, CHI (17:12), Steve Larmer, CHI (17:27), Denis Savard, CHI (17:42), W 10-8

Fastest Five Goals, Both Teams
1:24* Oct. 16, 1983 vs. Chicago, 2nd period, Gaston Gingras, TOR (16:49), Denis Savard, CHI (17:12), Steve Larmer, CHI (17:27), Denis Savard, CHI (17:42), John Anderson, TOR (18:13), W 10-8

Fastest Six Goals, Both Teams
3:15 Jan. 4, 1944 at Montreal, 1st period, Maurice Richard, MTL (14:10), Don Webster, TOR (15:13), Fern Majeau, MTL (15:41), Bugsy Watson, MTL (15:52), Lorne Carr, TOR (16:55), Emile Bouchard, MTL (17:25), L 6-3

Shots On Goal, Game (Since 1955/56)

Most Shots On Goal
61 Nov. 23, 2009 vs. NY Islanders, OTL 3-4
*includes overtime
61 Feb. 25, 1976 vs. Detroit, W 8-0

Most Shots Against
65 Mar. 15, 1984 at Hartford, L 5-3

Most Shots, Both Teams
109 Oct. 9, 1955 at Chicago, W 5-3
(Leafs 58 - Blackhawks 51)

Fewest Shots On Goal
9 Mar. 4, 1999 at St. Louis, W 4-0

Fewest Shots Against
13 Mar. 9, 1975 at Washington, T 4-4
13 Oct. 12, 1955 at Boston, L 2-0

Fewest Shots, Both Teams
32 Jan. 5, 2002 vs. Ottawa, W 3-1
32 Jan. 24, 1985 at NY Islanders, L 4-1

* NHL Record **Ties NHL Record

Penalties, Game

Most Penalty Minutes
154 Nov. 15, 1986 vs. Detroit, W 6-0

Most Penalty Minutes, Opponent
160 Jan. 13 1986 vs. Detroit, W 7-4

Most Penalty Minutes, Both Teams
300 Nov. 15, 1986 vs. Detroit, W 6-0
Toronto: 17 min, 8 maj, 6 mis, 2 game/Detroit: 13 min, 10 maj, 4 min, 3 game

Most Penalties
33 Nov. 15, 1986 vs. Detroit, W 6-0

Most Penalties, Opponent
33 Jan. 13 1986 vs. Detroit, W 7-4

Most Penalties, Both Teams
66 Mar. 2, 1990 at Detroit, L 3-2



Charlie Conacher

TEAM RECORDS (PERIOD)

TEAM RECORDS, PERIOD

Goals, Period

Most Goals
7 Jan. 2, 1971 vs. Detroit, 3rd period, W 13-0

Most Goals Against
9* Mar. 19, 1981 at Buffalo, 2nd period, L 14-4

Most Powerplay Goals
3 Jan. 7, 2011 at Atlanta, 2nd period, W 9-3

Most Goals, Both Teams
12** Mar. 19, 1981 at Buffalo, 2nd period, L 14-4

Assists, Period
Most Assists
11 Nov. 12, 1999 at Chicago 3, 3rd period, W 10-3
11 Jan. 2, 1971 vs. Detroit, 3rd period, W 13-0

Most Assists Against
14 Mar. 19, 1981 at Buffalo, 2nd period, L 14-4
14 Mar. 16, 1969 vs. Boston, 2nd period, L 11-3

Most Assists, Both Teams
19 Mar. 19, 1981 at Buffalo, 2nd period, L 14-4
(Leafs 5A - Sabres 14A)

Points, Period
Most Points
18 Jan. 2, 1971 vs. Detroit, 3rd period, W 13-0

Most Points Against
23* Mar. 19, 1981 at Buffalo, 2nd period, L 14-4

Most Points, Both Teams
31 Mar. 19, 1981 at Buffalo, 2nd period, L 14-4
(Leafs 3G, 5A - Sabres 9G, 14A)

* NHL Record **Ties NHL Record

Shots On Goal, Period (Since 1955/56)

Most Shots
30 Feb. 25, 1976 vs. Detroit, 1st period, W 8-0

Most Shots Against
32 Mar. 15, 1984 at Hartford, 2nd period, L 5-3

Most Shots, Both Teams
46 Dec. 18, 1976 vs. Colorado, 3rd period,
(Leafs 21 - Rockies 25 shots) W 4-2

Fewest Shots
0 Apr. 3, 2000 at Buffalo, 2nd period, L 3-2

Fewest Shots Against
0 Oct. 21, 2008 vs. Anaheim, 3rd period, 2-3 L (50)

Penalties, Period
Most Penalty Minutes
108 Jan. 13, 1986 vs. Detroit, 3rd period, W 7-4

Most Penalty Minutes, Opponent
134 Jan. 13, 1986 vs. Detroit, 3rd period, W 7-4

Most Penalty Minutes, Both Teams
242 Jan. 13, 1986 vs. Detroit, 3rd period, W 7-4

Most Penalties
18 Jan. 13, 1986 vs. Detroit, 3rd period, W 7-4

Most Penalties, Opponent
23 Jan. 13, 1986 vs. Detroit, 3rd period, W 7-4

Most Penalties, Both Teams
41 Jan. 13, 1986 vs. Detroit, 3rd period, W 7-4

INDIVIDUAL RECORDS (CAREER)

INDIVIDUAL RECORDS, CAREER

Most Seasons, Career

21 George Armstrong
20 Tim Horton
16 Ron Ellis
16 Borje Salming

Games Played, Career

Most Games
1187 George Armstrong
1185 Tim Horton
1099 Borje Salming

Most Games, Goaltender

629 Walter (Turk) Broda
472 Johnny Bower
369 Felix Potvin

Most Games, Defence

1185 Tim Horton
1099 Borje Salming
878 Tomas Kaberle

Most Games, Centre

1062 Dave Keon
981 Mats Sundin
947 Bob Pulford

Most Games, Left Wing

720 Frank Mahovlich
608 Wendel Clark
601 Sid Smith

Most Games, Right Wing

1187 George Armstrong
1034 Ron Ellis
838 Ron Stewart

Longest Consecutive Games Streak

486 Tim Horton, Feb. 11, 1961 to Feb. 4, 1968

Goals, Career

Most Goals
420 Mats Sundin
389 Darryl Sittler
365 Dave Keon

Most Goals, Defence

148 Borje Salming
112 Ian Turnbull
109 Tim Horton

Most Goals, Centre

420 Mats Sundin
389 Darryl Sittler
365 Dave Keon

Most Goals, Left Wing

296 Frank Mahovlich
260 Wendel Clark
186 Busher Jackson
186 Sid Smith

Most Goals, Right Wing

332 Ron Ellis
299 Rick Vaive
296 George Armstrong

Overtime Goals

14 Mats Sundin
7 Tomas Kaberle
6 Wendel Clark
6 Steve Thomas

Most 20-goal Seasons

13 Mats Sundin
11 Ron Ellis
11 Dave Keon
9 Darryl Sittler

Most 30-goal Seasons

10 Mats Sundin
8 Darryl Sittler
7 Rick Vaive

Most 40-goal Seasons

4 Darryl Sittler
3 Rick Vaive
3 Lanny McDonald

Most 50-goal Seasons

3 Rick Vaive
2 Dave Andreychuk
1 Gary Leeman

Fastest Goal, Rookie

0:15 Gus Bodnar, Oct. 30, 1943 vs. NY Rangers

Assists, Career

Most Assists
620 Borje Salming
567 Mats Sundin
527 Darryl Sittler

Most Assists, Defence

620 Borje Salming
437 Tomas Kaberle
349 Tim Horton

Most Assists, Centre

567 Mats Sundin
527 Darryl Sittler
493 Dave Keon

Most Assists, Left Wing

301 Frank Mahovlich
211 Vincent Damphousse
183 Sid Smith

Most Assists, Right Wing

417 George Armstrong
308 Ron Ellis
240 Lanny McDonald

Points, Career

Most Points
987 Mats Sundin
916 Darryl Sittler
858 Dave Keon

Most Points, Defence

768 Borje Salming
520 Tomas Kaberle
458 Tim Horton

Most Points, Centre

987 Mats Sundin
916 Darryl Sittler
858 Dave Keon



George Armstrong

INDIVIDUAL/GOALTENDING RECORDS (CAREER)

Most Points, Left Wing

597 Frank Mahovlich
441 Wendel Clark
369 Sid Smith

Most Points, Right Wing

713 George Armstrong
640 Ron Ellis
537 Rick Vaive

Penalty Minutes, Career

Most Penalty Minutes

2265 Tie Dorn
1670 Dave (Tiger) Williams
1535 Wendel Clark

Most Penalty Minutes, Defence

1389 Tim Horton
1292 Borje Salming
1264 Red Horner

Most Penalty Minutes, Centre

763 Darryl Sittler
748 Mats Sundin
691 Bob Pulford

Most Penalty Minutes, Left Wing

1670 Dave (Tiger) Williams
1535 Wendel Clark
782 Frank Mahovlich

Most Penalty Minutes, Right Wing

2265 Tie Dorn
940 Rick Vaive
721 George Armstrong

GOALTENDERS RECORDS, CAREER

Most Games Played

629 Walter (Turk) Broda
472 Johnny Bower
369 Felix Potvin

Most Wins

302 Walter (Turk) Broda
220 Johnny Bower
160 Felix Potvin

Most Shutouts

62 Walter (Turk) Broda
34 Harry Lumley
33 Lorne Chabot
33 Johnny Bower

Lowest GAA (Min. 100 games)

2.06 Al Rollins
2.20 Lorne Chabot
2.21 Harry Lumley

* NHL Record **Ties NHL Record



Turk Broda (goaltender)

INDIVIDUAL RECORDS (SEASON)

INDIVIDUAL RECORDS, SEASON

Goals, Season

Most Goals
54 Dave Andreychuk, 1992-93, (29-^{Buffalo})
54 Rick Vaive, 1981-82
53 Dave Andreychuk, 1993-94

Most Goals, Defence

22 Al Iafrate, 1987-88
22 Ian Turnbull, 1976-77
21 Al Iafrate, 1989-90

Most Goals, Centre

45 Darryl Sittler, 1977-78
43 Darryl Sittler, 1980-81
42 Ed Olczyk, 1987-88

Most Goals, Left Wing

54 Dave Andreychuk, 1992-93, (29-^{Buffalo})
53 Dave Andreychuk, 1993-94
48 Frank Mahovlich, 1960-61
46 Wendel Clark, 1993-94

Most Goals, Right Wing

54 Rick Vaive, 1981-82
52 Rick Vaive, 1983-84
51 Gary Leeman, 1989-90
51 Rick Vaive, 1982-83

Most Goals, Rookie

34 Wendel Clark 1985-86
31 Daniel Marois, 1988-89

Most Powerplay Goals

21 Dave Andreychuk, 1993-94
21 Wendel Clark, 1993-94
18 Darcy Tucker, 2005-06
18 Rick Vaive, 1982-83

Most Shorthanded Goals

8 Dave Reid, 1990-91
8 Dave Keon, 1970-71

Most Overtime Goals (Since 1983-84)

4 Mats Sundin, 1999-00
2 Nikolai Kulemin, 2009-10
2 Pavel Kubina, 2007-08 & 2008-09
2 Tomas Kaberle, 2005-06
2 Mats Sundin, 2001-02 & 2002-03
2 Nik Antropov, 2002-03
2 Steve Thomas, 1986-87 & 1999-00
2 Wendel Clark, 1991-92 & 1993-94

Longest Goal Streak

10 John Anderson, Mar. 18 to Apr. 7, 1985

Longest Home Goal Streak

13 Babe Dye, Dec. 5, 1924 to Feb. 28, 1925

Longest Road Goal Streak

8 Babe Dye, Jan. 3, 1921 to Feb. 12, 1921
8 Frank Mahovlich, Dec. 1, 1960 to Jan. 5, 1961
8 Daniel Marois, Oct. 7 to Nov. 9, 1989

Assists, Season

Most Assists

95 Doug Gilmour, 1992-93
84 Doug Gilmour, 1993-94
72 Darryl Sittler, 1977-78

Most Assists, Defence

66 Borje Salming, 1976-77
61 Borje Salming, 1980-81
60 Borje Salming, 1977-78

Most Assists, Centre

95 Doug Gilmour, 1992-93
84 Doug Gilmour, 1993-94
72 Darryl Sittler, 1977-78

Most Assists, Left Wing

61 Vincent Damphousse, 1989-90
47 Vincent Damphousse, 1990-91
46 Dave Andreychuk, 1993-94

Most Assists, Right Wing

57 Wilf Paiement, 1980-81
56 Lanny McDonald 1975-76
49 John Anderson, 1982-83

Most Assists, Rookie

40 Gus Bodnar, 1943-44
38 Peter Ilnacac, 1982-83

Longest Assist Streak

12 Norm Ullman, Dec. 12, 1970 to
Jan. 6, 1971

Longest Home Assist Streak

15 Darryl Sittler, Oct. 27, 1976 to Jan. 1, 1977

Longest Road Assist Streak

11 Borje Salming, Oct. 28, 1976 to Dec. 5, 1976

Most Assists, Season, Goaltender

5 Mike Palmateer, 1978-79
5 Ken Wregget, 1987-88
5 Curtis Joseph, 1998-99
5 Vesa Toskala, 2007-08
4 Ken Wregget, 1986-87
4 Felix Potvin, 1993-94

Points, Season

Most Points

127 Doug Gilmour, 1992-93
117 Darryl Sittler, 1977-78
111 Doug Gilmour, 1993-94

Most Points, Defence

79 Ian Turnbull, 1976-77
78 Borje Salming, 1976-77
76 Borje Salming, 1977-78

Most Points, Centre

127 Doug Gilmour, 1992-93
117 Darryl Sittler, 1977-78
111 Doug Gilmour, 1993-94

Most Points, Left Wing

99 Dave Andreychuk, 1993-94
94 Vincent Damphousse, 1989-90
84 Frank Mahovlich, 1960-61

Most Points, Right Wing

97 Wilf Paiement, 1980-81
95 Gary Leeman, 1989-90
93 Lanny McDonald, 1975-76

* NHL Record **Ties NHL Record

INDIVIDUAL RECORDS (GAME/PERIOD)

INDIVIDUAL RECORDS, GAME & PERIOD

Goals, Game & Period

Most Goals, Game
6 Darryl Sittler, Feb. 7, 1976 vs. Boston, W-11-4

Most Goals Against, One Player

5 John Tonelli, Jan. 6, 1981 at NY Islanders, L 6-3

Most Goals, Defence, Game

5 Ian Turnbull, Feb. 2, 1977 vs. Detroit, W-9-1
4 Hap Day, Nov. 19, 1929 at Pittsburgh, L-10-5

Most Goals, Rookie, Game

5 Howie Meeker, Jan. 8, 1947 vs. Chicago, W 10-4

Most Goals, Period

4** Harvey (Busher) Jackson, Nov. 20, 1934 at St. Louis, 3rd period, W 5-2

Most Goals Against, One Player

4 Al Secord, Jan. 7, 1987 at Chicago, 2nd period, L 6-4

Fastest Goal, Start of Game

0:07 Charlie Conacher, Feb. 6, 1932 vs. Boston
0:08 Ted Kennedy, Oct. 24, 1953 vs. Boston

Fastest Goal, Start of Period

0:06 Mats Sundin, Dec. 30, 1995 at St. Louis, Overtime, W 4-3

Fastest Two Goals

0:07 Harvey Jackson, Feb. 18, 1932 vs. NY Rangers, 2nd period (12:50 & 12:57), W 5-3

Fastest Three Goals

2:54 Lanny McDonald, Oct. 16, 1976 vs. Philadelphia, 1st period, (8:24, 9:25 & 11:18), T 5-5

Fastest Two Powerplay Goals

0:06 Howie Meeker, Feb. 9, 1952 vs. Montreal, 2nd period (10:14 & 10:20), W 3-2

Fastest Two Powerplay Goals Against

0:25 Maurice Richard, Nov. 22, 1952 at Montreal, 2nd period (13:25 & 13:50), T 2-2

Fastest Two Shorthanded Goals

2:54 Darcy Tucker, Mar. 6, 2000 at Vancouver, 2nd period (19:14) & 3rd period (2:08), W 6-5

Fastest Two Shorthanded Goals Against, One Player

0:12* Esa Tikkanen, Nov. 12, 1988 vs. Edmonton, 1st period (10:44 & 10:56), L 6-2

Assists, Game & Period

Most Assists, Game

6 Doug Gilmour, Feb. 13, 1993 vs. Minnesota, W 6-1
6 Walter (Babe) Pratt, Jan. 8, 1944 vs. Boston, W 12-3

Most Assists Against, One Player

6 Mike Bossy, Jan. 6, 1981 at NY Islanders, L 6-3

Most Assists, Defence, Game

6** Walter (Babe) Pratt, Jan. 8, 1944 vs. Boston, W 12-3

Most Assists, Rookie, Game

4 Dan Daoust, Jan. 2, 1983 vs. Detroit, W 6-3
4 Pat Boutette, Feb. 25, 1976 vs. Detroit, W 8-0

Most Assists, Period

3 Several Players: Most recent: Clarke MacArthur, Nov. 16, 2010 vs. Nashville, 2nd period, W 5-4

Points, Game & Period

Most Points, Game

10* Darryl Sittler, Feb. 7, 1976 vs. Boston (6G, 4A), W 11-4

Most Points Against, One Player

8 Bernie Nicholls, Dec. 1, 1988 at Los Angeles, L-9-3

Most Points, Defence, Game

6 Walter (Babe) Pratt, Jan. 8, 1944 vs. Boston, W 12-3 (6A)
5 Tomas Kaberle, Oct. 26, 2009 at Anaheim, W 6-3 (1G, 4A)
5 Bob Manno, Oct. 10, 1981 vs. Chicago, W 9-8 (1G, 4A)
5 Ian Turnbull, Feb. 2, 1977 vs. Detroit, W 9-1 (5G)
5 Hap Day, Nov. 19, 1929 vs. Pittsburgh, L 10-5 (4G, 1A)

Most Points, Rookie, Game

5 Howie Meeker, Jan. 8, 1947 vs. Chicago, W 10-4

Most Points, Period

5 Darryl Sittler, Feb. 7, 1976 vs. Boston, 2nd period (3G, 2A), W 11-4

Most Points Against, One Player

4 Several Players

Penalty Minutes, Game & Period

Most Penalty Minutes, Game

57 Brad Smith, Nov. 15, 1986

Most Penalties, Game

9 Jim Dorey, Oct. 16, 1968

INDIVIDUAL/GOALTENDING RECORDS (SEASON)

Most Points, Rookie
66 Peter Ilnacak, 1982-83
62 Gus Bodnar, 1943-44

Longest Point Streak
18 Ed Olczyk, 1989-90
18 Darryl Sittler, 1977-78

Longest Point Streak, Defence
10 Tom Kurvers, 1989-90 (four goals 11 assists) (Jan. 15-Feb. 7)

Longest Overall Point-Streak, Since Beginning of season:
8 Frank Mahovlich, 1961-62 Lanny McDonald, 1976-77 John Anderson, 1982-83

Longest Home Point-Streak, Since Beginning of season
16 Mats Sundin, 2007-08 (October 3 - December 4)

Longest Road Point-Streak, Since Beginning of season:
9 Harry Cameron, 1921-22 (with St. Pats)

Penalty Minutes, Season

Most Penalty Minutes
365 Tie Domi, 1997-98
351 Dave Williams, 1977-78
338 Dave Williams, 1976-77

Most Penalty Minutes, Defence

301 Brian Curran, 1989-90
263 Bob McGill, 1981-82
250 Bob McGill, 1984-85

Most Penalty Minutes, Centre
178 Laurie Boschman, 1980-81
150 Laurie Boschman, 1981-82
124 Nik Antropov, 2002-03

Most Penalty Minutes, Left Wing

351 Dave Williams, 1977-78
338 Dave Williams, 1976-77
299 Dave Williams, 1975-76

Most Penalty Minutes, Right Wing

365 Tie Domi, 1997-98
297 Tie Domi, 1995-96
275 Tie Domi, 1996-97

Most Penalty Minutes, Rookie

263 Bob McGill, 1981-82

SHOTS ON GOAL, SEASON

346 Darryl Sittler, 1975-76
333 Dave Andreychuk, 1993-94
332 Jason Blake, 2007-08
331 Darryl Sittler, 1972-73
325 Phil Kessel, 2010-11
321 Mats Sundin, 2006-07

GOALTENDERS RECORDS, SEASON

Most Wins

37 Andrew Raycroft, 2006-07
37 Ed Belfour, 2002-03
36 Curtis Joseph, 1999-00
35 Curtis Joseph, 1998-99

Most Shutouts

13 Harry Lumley, 1953-54
12 Lorne Chabot, 1928-29
10 Ed Belfour, 2003-04
10 Harry Lumley, 1952-53

Most Saves

2214 Felix Potvin, 1996-97

Lowest GAA (Min. 15 games)

1.61 Lorne Chabot (1928-29)
1.77 Al Rollins (1950-51)
1.86 Harry Lumley (1953-54)

Longest winning streak

9 Felix Potvin (Oct. 7 - Oct. 28, 1993)
9 Jacques Plante (Dec. 12, 1970 - Jan. 9, 1971)
9 John Roach (Jan. 31 - Feb. 28, 1925)
8 Turk Broda (Nov. 24 - Dec. 15, 1940)
8 George Hainsworth (Nov. 8 - Dec. 1, 1934)

Longest winning streak rookie

7 Jonas Gustavsson (Mar. 6 - 27, 2010)
7 Gord McRae (Feb. 25 - Mar. 9, 1975)
7 Al Rollins (Mar. 14 - Mar. 25, 1951)

* NHL Record **Ties NHL Record



Felix Potvin

* NHL Record **Ties NHL Record

INDIVIDUAL/GOALTENDING ROOKIE RECORDS

INDIVIDUAL ROOKIE RECORDS

Goals

34	Wendel Clark, 1985-86
31	Daniel Marois, 1988-89
28	Walt Poddubny, 1982-83
28	Peter Ilnacak, 1982-83
27	Howie Meeker, 1946-47

Assists

40	Gus Bodnar, 1943-44
38	Peter Ilnacak, 1982-83
37	Bob Nevin, 1960-61
37	Steve Thomas, 1985-86
34	Kyle Wellwood, 2005-06
34	Borje Salming, 1973-74

Points

66	Peter Ilnacak, 1982-83
62	Gus Bodnar, 1943-44
59	Walt Poddubny, 1982-83
58	Bob Nevin, 1960-61
57	Steve Thomas, 1985-86

Plus-Minus (since 1967-68)

+38	Borje Salming, 1973-74
+17	Inge Hammarstrom, 1973-74
+16	Duane Rupp, 1967-68
+16	Paul Evans, 1977-78
+14	Nik Antropov, 1999-00

Penalty Minutes

263	Bob McGill, 1981-82
227	Wendel Clark, 1985-86
200	Jim Dorey, 1968-69
187	Dave Williams, 1974-75
147	Bill Barilko, 1947-48

Game-Winning Goals

8	Howie Meeker, 1946-47
5	Bob Nevin, 1960-61
5	Steve Thomas, 1985-86
4	- several players

Powerplay Goals

9	Dan Daoust, 1982-83
9	Walt Poddubny, 1982-83
9	Alexander Steen, 2005-06
7	Ron Ellis, 1964-65
7	Guy Trottier, 1970-71
7	Daniel Marois, 1988-89
7	Sergei Berezin, 1996-97

Shorthanded Goals

2	Gus Mortson, 1946-47
2	Jimmy Jones, 1977-78
2	Russ Courtall, 1984-85

Goal Streaks

5	Stewart, Nov. 12 to 14, 1942
4	Gordie Drillon, Dec. 12 to 22, 1936
4	Danny Lewicki, Jan. 28 to Feb. 4, 1951
4	Ron Ellis, Mar. 20 to 27, 1965
4	Walt Poddubny, Dec. 4 to 8, 1982
4	Steve Thomas, Jan. 4 to 10, 1986
4	Daniel Marois, Mar. 12 to 19, 1989
4	Mikhail Grabovski, Nov. 2 to 8, 2008

Assists Streaks**(assists in consecutive TEAM games)**

6	Bob Nevin, Dec. 1 to 11, 1960
6	Dan Daoust, Dec. 29, 1982 to Jan. 8, 1983
6	Frank Nigro, Dec. 18, 1982 to Jan. 1, 1983

Points Streaks**(points in consecutive TEAM games)**

9	Gus Bodnar, Nov. 13 to Dec. 4, 1943
9	Bob Nevin, Dec. 1 to 18, 1960
9	Dan Daoust, Dec. 22 to Jan. 8, 1983
8	Daniel Marois, Mar. 7 to 22, 1989
8	Gus Bodnar, Dec. 12, 1943 to Jan. 1, 1944

GOALTENDER ROOKIE RECORDS

Games Played

70	Chadwick, 1956-57
56	Peter Ing, 1990-91
54	Jiri Crha, 1980-81
50	Frank McCool, 1944-45
	Mike Palmateer, 1976-77

Wins

27	Al Rollins, 1950-51
25	Felix Potvin, 1992-93
24	Frank McCool, 1944-45
23	Mike Palmateer, 1976-77
22	Turk Broda, 1936-37

Losses

34	Ed Chadwick, 1956-57
29	Peter Ing, 1990-91
24	Ron Low, 1972-73
22	Frank McCool, 1944-45
20	Jiri Crha, 1980-81

Shutouts

5	Al Rollins, 1950-51
5	Ed Chadwick, 1956-57
4	Frank McCool, 1944-45
4	Mike Palmateer, 1976-77
3	James Reimer, 2010-11
3	Turk Broda, 1936-37

Goals Against Average (minimum 20 GP)

1.77	(40 GP) Al Rollins, 1950-51
2.30	(45 GP) Turk Broda, 1936-37
2.50	(48 GP) Felix Potvin, 1992-93
2.60	(37 GP) James Reimer, 2010-11
2.62	(22 GP) Damian Rhodes, 1993-94

Save Percentage**(minimum 20 GP - since 1976-77 first season individual saves were recorded by the NHL)**

.921	(37 GP) James Reimer, 2010-11
.910	(48 GP) Felix Potvin, 1992-93
.905	(50 GP) Mike Palmateer, 1976-77
.902	(42 GP) Jonas Gustavsson, 2009-10
.902	(22 GP) Damian Rhodes, 1993-94

Minutes

3126	Peter Ing, 1990-91
3106	Jiri Crha, 1980-81
2877	Mike Palmateer, 1976-77
2781	Felix Potvin, 1992-93
2340	Jonas Gustavsson, 2009-10

Saves (since 1976-77)

1516	Peter Ing, 1990-91
1472	Jiri Crha, 1980-81
1454	Mike Palmateer, 1976-77
1170	Felix Potvin, 1992-93
1044	James Reimer, 2010-11

2011 HOCKEY HALL OF FAME INDUCTEE
ED BELFOUR

ALL-TIME HAT TRICKS

DATE	PLAYER	HOME/ROAD	OPPOSITION
Jan. 14, 1928	Hap Day (1st)	Home	NY Rangers
Nov. 19, 1929	* Hap Day (2nd)	Road	Pittsburgh Pirates
Feb. 6, 1930	Charlie Conacher (1st)	Home	Montreal Canadiens
Jan. 31, 1931	Charlie Conacher (2nd)	Home	Philadel. Quakers
Mar. 5, 1931	Harold Cotton (1st)	Home	Montreal Maroons
Mar. 19, 1931	* Charlie Conacher (3rd)	Home	Chicago Blackhawks
Mar. 21, 1931	Charlie Conacher (4th)	Road	Ottawa Senators
Mar. 21, 1931	* Ace Bailey (1st)	Road	Ottawa Senators
Dec. 22, 1931	Charlie Conacher (5th)	Home	NY Americans
Jan. 19, 1932	** Charlie Conacher (6th)	Home	NY Americans
Mar. 4, 1933	Joe Primeau (1st)	Home	Montreal Maroons
Dec. 23, 1933	Charlie Conacher (7th)	Home	Montreal Maroons
Jan. 6, 1934	* Charlie Conacher (8th)	Home	Ottawa Senators
Jan. 16, 1934	Ken Doraty (1st)	Road	Ottawa Senators
Jan. 23, 1934	Harvey Jackson (1st)	Home	Montreal Maroons
Mar. 3, 1934	Charlie Conacher (9th)	Home	Detroit Red Wings
Nov. 20, 1934	* Harvey Jackson (2nd)	Road	St. Louis Eagles
Dec. 11, 1934	Harvey Jackson (3rd)	Road	NY Rangers
Jan. 12, 1935	Charlie Conacher (10th)	Home	Chicago Blackhawks
Mar. 5, 1935	* Charlie Conacher (11th)	Road	Montreal Canadiens
Mar. 16, 1935	Charlie Conacher (12th)	Home	Montreal Canadiens
Nov. 9, 1935	Charlie Conacher (13th)	Home	NY Americans
Dec. 28, 1935	Buzz Boll (1st)	Home	NY Rangers
Mar. 7, 1936	Bill Thoms (1st)	Home	Montreal Canadiens
Mar. 12, 1936	Bill Thoms (2nd)	Road	Montreal Canadiens
Jan. 19, 1937	Gord Drillon (1st)	Road	Boston Bruins
Jan. 23, 1937	Harvey Jackson (4th)	Home	NY Rangers
Jan. 30, 1937	Gord Drillon (2nd)	Home	Montreal Maroons
Jan. 30, 1937	Harvey Jackson (5th)	Home	Montreal Maroons
Nov. 6, 1937	Gord Drillon (3rd)	Home	NY Americans
Nov. 13, 1937	Charlie Conacher (14th)	Home	Chicago Blackhawks
Jan. 16, 1938	Pep Kelly (1st)	Road	Chicago Blackhawks
Nov. 12, 1938	Harvey Jackson (6th)	Home	Montreal Canadiens
Jan. 12, 1939	* Syl Apps (1st)	Road	Montreal Canadiens
Mar. 14, 1939	Nick Metz (1st)	Home	NY Americans
Dec. 17, 1939	Pep Kelly (2nd)	Road	NY Americans
Mar. 14, 1940	* Red Heron (1st)	Road	Montreal Canadiens
Nov. 30, 1940	* Hank Goldup (1st)	Home	NY Americans
Jan. 29, 1942	Pete Langelle (1st)	Home	Montreal Canadiens
Feb. 28, 1942	Nick Metz (2nd)	Home	Chicago Blackhawks
Jan. 23, 1943	Syl Apps (2nd)	Home	Chicago Blackhawks
Nov. 27, 1943	Bob Davidson (1st)	Home	Boston Bruins
Dec. 4, 1943	* Jack Hamilton (1st)	Home	NY Rangers
Jan. 8, 1944	George Boothman (1st)	Home	Boston Bruins
Jan. 18, 1944	Lorne Carr (1st)	Road	Boston Bruins
Feb. 19, 1944	Jack Hamilton (2nd)	Home	Boston Bruins
Feb. 19, 1944	Bud Poile (1st)	Home	Boston Bruins
Mar. 9, 1944	Lorne Carr (2nd)	Road	NY Rangers
Mar. 18, 1944	Bob Davidson (2nd)	Home	Boston Bruins
Oct. 29, 1944	Lorne Carr (3rd)	Road	Chicago Blackhawks
Oct. 29, 1944	Dave Schriener (1st)	Road	Chicago Blackhawks
Dec. 27, 1944	Ted Kennedy (1st)	Road	NY Rangers
Jan. 9, 1945	Ted Kennedy (2nd)	Home	NY Rangers
Feb. 4, 1945	Ted Kennedy (3rd)	Road	Chicago Blackhawks
Nov. 17, 1945	Gaye Stewart (1st)	Home	Detroit Red Wings
Feb. 3, 1946	Billy Taylor (1st)	Road	NY Rangers
Feb. 23, 1946	Gaye Stewart (2nd)	Home	Boston Bruins
Mar. 2, 1946	Dave Schriener (2nd)	Home	Chicago Blackhawks
Mar. 2, 1946	* Syl Apps (3rd)	Home	Chicago Blackhawks
Mar. 16, 1946	Billy Taylor (2nd)	Home	Detroit Red Wings

* Four goal game
 ** Five goal game
 (Number in parenthesis represents hat tricks as a Maple Leaf)

ALL-TIME HAT TRICKS

DATE	PLAYER	HOME/ROAD	OPPOSITION
Mar. 17, 1946	Gaye Stewart (3rd)	Road	Detroit Red Wings
Nov. 9, 1946	Syl Apps (4th)	Home	NY Rangers
Nov. 30, 1946	Bill Ezinicki (1st)	Home	Chicago Blackhawks
Jan. 8, 1947	** Howie Meecker (1st)	Home	Chicago Blackhawks
Mar. 8, 1947	Bud Poile (2nd)	Home	Chicago Blackhawks
Dec. 6, 1947	Max Bentley (1st)	Home	Chicago Blackhawks
Dec. 6, 1947	Harry Watson (1st)	Home	Chicago Blackhawks
Mar. 21, 1948	Syl Apps (5th)	Road	Detroit Red Wings
Feb. 6, 1949	Cal Gardner (1st)	Road	Boston Bruins
Oct. 29, 1949	Harry Watson (2nd)	Home	Boston Bruins
Feb. 11, 1951	Tod Sloan (1st)	Road	Chicago Blackhawks
Mar. 15, 1952	Sid Smith (1st)	Home	NY Rangers
Oct. 12, 1952	Ted Kennedy (4th)	Road	Detroit Red Wings
Dec. 8, 1954	Ron Stewart (1st)	Home	Montreal Canadiens
Dec. 15, 1954	Sid Smith (2nd)	Road	Chicago Blackhawks
Feb. 3, 1957	Dick Duff (1st)	Road	Chicago Blackhawks
Mar. 16, 1957	Brian Cullen (1st)	Home	NY Rangers
Mar. 16, 1957	Sid Smith (3rd)	Home	NY Rangers
Oct. 19, 1957	Billy Harris (1st)	Home	Boston Bruins
Oct. 19, 1957	Brian Cullen (2nd)	Home	Boston Bruins
Dec. 1, 1957	Frank Mahovlich (1st)	Road	Chicago Blackhawks
Dec. 25, 1957	Frank Mahovlich (2nd)	Home	Montreal Canadiens
Jan. 25, 1958	Barry Cullen (1st)	Home	NY Rangers
Mar. 15, 1959	George Armstrong (1st)	Road	NY Rangers
Oct. 29, 1960	Frank Mahovlich (3rd)	Road	Chicago Blackhawks
Nov. 5, 1960	* Frank Mahovlich (4th)	Home	NY Rangers
Nov. 12, 1960	Bob Pulford (1st)	Home	Chicago Blackhawks
Dec. 11, 1960	* Frank Mahovlich (5th)	Road	Chicago Blackhawks
Nov. 23, 1961	Red Kelly (1st)	Road	Chicago Blackhawks
Dec. 2, 1961	Billy Harris (2nd)	Home	Chicago Blackhawks
Dec. 16, 1961	George Armstrong (2nd)	Home	NY Rangers
Jan. 6, 1963	Ed Shack (1st)	Road	Chicago Blackhawks
Jan. 31, 1963	Red Kelly (2nd)	Road	Montreal Canadiens
Mar. 21, 1965	Red Kelly (3rd)	Road	NY Rangers
Dec. 18, 1965	Dave Keon (1st)	Home	NY Rangers
Dec. 18, 1965	Bob Pulford (2nd)	Home	NY Rangers
Jan. 15, 1966	Brit Selby (1st)	Home	Boston Bruins
Mar. 5, 1966	Dave Keon (2nd)	Home	Chicago Blackhawks
Dec. 10, 1966	Ron Ellis (1st)	Home	Chicago Blackhawks
Mar. 23, 1967	Pete Stelmowski (1st)	Road	Boston Bruins
Nov. 15, 1967	Mike Walton (1st)	Home	Boston Bruins
Dec. 30, 1967	Frank Mahovlich (6th)	Home	St. Louis Blues
Jan. 13, 1968	Bob Pulford (3rd)	Home	Pittsburgh Penguins
Mar. 17, 1968	Floyd Smith (1st)	Road	Philadelphia Flyers
Dec. 7, 1968	Norm Ullman (1st)	Home	NY Rangers
Jan. 4, 1969	Norm Ullman (2nd)	Home	NY Rangers
Feb. 5, 1969	Ron Ellis (2nd)	Home	Minnesota N. Stars
Jan. 17, 1970	Dave Keon (3rd)	Home	Pittsburgh Penguins
Dec. 2, 1970	Dave Keon (4th)	Home	Los Angeles Kings
Dec. 26, 1970	Paul Henderson (1st)	Home	Philadelphia Flyers
Jan. 9, 1971	Brian Spencer (1st)	Home	Pittsburgh Penguins
Nov. 1, 1971	Ron Ellis (3rd)	Home	Detroit Red Wings
Dec. 25, 1971	Bill MacMillan (1st)	Home	Detroit Red Wings
Dec. 28, 1971	Norm Ullman (3rd)	Road	Pittsburgh Penguins
Feb. 19, 1972	Darryl Sittler (1st)	Home	Buffalo Sabres
Feb. 26, 1972	Paul Henderson (2nd)	Home	Vancouver Canucks
Mar. 24, 1972	Ron Ellis (4th)	Road	Vancouver Canucks
Nov. 25, 1972	Rick Kehoe (1st)	Home	Oakland Seals
Jan. 7, 1974	Darryl Sittler (2nd)	Home	Atlanta Flames
Feb. 28, 1974	Paul Henderson (3rd)	Road	NY Islanders
Mar. 30, 1974	Lanny McDonald (1st)	Home	NY Rangers

* Four goal game
 ** Five goal game

ALL-TIME HAT TRICKS

DATE	PLAYER	HOME/ROAD	OPPOSITION
Nov. 6, 1974	Darryl Sittler (3rd)	Home	Minnesota N. Stars
Nov. 15, 1974	Bill Flett (1st)	Road	Oakland Seals
Nov. 20, 1974	Dave Keon (5th)	Home	Pittsburgh Penguins
Dec. 14, 1974	Ron Ellis (5th)	Home	Atlanta Flames
Dec. 21, 1974	Inge Hammarstrom (1st)	Home	Boston Bruins
Feb. 25, 1975	Claire Alexander (1st)	Road	Minnesota N. Stars
Mar. 5, 1975	Darryl Sittler (4th)	Home	Detroit Red Wings
Mar. 8, 1975	Errol Thompson (1st)	Home	Minnesota N. Stars
Jan. 24, 1976	Errol Thompson (2nd)	Road	Vancouver Canucks
Feb. 7, 1976	*** Darryl Sittler (5th)	Home	Boston Bruins
Feb. 23, 1976	Darryl Sittler (6th)	Home	Atlanta Flames
Mar. 20, 1976	Darryl Sittler (7th)	Home	Washington Capitals
Oct. 16, 1976	Lanny McDonald (2nd)	Home	Philadelphia Flyers
Dec. 1, 1976	Lanny McDonald (3rd)	Home	Los Angeles Kings
Feb. 2, 1977	** Ian Turnbull (1st)	Home	Detroit Red Wings
Feb. 16, 1977	Jack Valiquette (1st)	Road	Cleveland Barons
Feb. 20, 1977	Errol Thompson (3rd)	Road	Chicago Blackhawks
Oct. 22, 1977	Darryl Sittler (8th)	Home	Philadelphia Flyers
Oct. 29, 1977	Lanny McDonald (4th)	Home	Detroit Red Wings
Dec. 16, 1977	Bruce Boudreau (1st)	Road	Minnesota N. Stars
Oct. 14, 1978	Darryl Sittler (9th)	Home	NY Islanders
Dec. 23, 1978	Ron Ellis (6th)	Road	St. Louis Blues
Feb. 17, 1979	Walt McKechnie (1st)	Home	Los Angeles Kings
Mar. 17, 1979	Darryl Sittler (10th)	Home	Minnesota N. Stars
Mar. 31, 1979	Lanny McDonald (5th)	Home	Minnesota N. Stars
Apr. 1, 1979	Lanny McDonald (6th)	Road	Buffalo Sabres
Jan. 12, 1980	Wilf Paiement (1st)	Home	Vancouver Canucks
Jan. 16, 1980	Darryl Sittler (11th)	Road	Pittsburgh Penguins
Feb. 23, 1980	Rocky Saganiuk (1st)	Road	Winnipeg Jets
Mar. 2, 1980	Darryl Sittler (12th)	Road	Detroit Red Wings
Mar. 5, 1980	Darryl Sittler (13th)	Road	Pittsburgh Penguins
Mar. 29, 1980	Wilf Paiement (2nd)	Home	Edmonton Oilers
Oct. 25, 1980	Darryl Sittler (14th)	Road	Los Angeles Kings
Oct. 26, 1980	Darryl Sittler (15th)	Road	Vancouver Canucks
Dec. 15, 1980	Dan Maloney (1st)	Road	Minnesota N. Stars
Dec. 28, 1980	Darryl Sittler (16th)	Road	Chicago Blackhawks
Jan. 17, 1981	Pat Hickey (1st)	Road	Montreal Canadiens
Jan. 24, 1981	Darryl Sittler (17th)	Home	Hartford Whalers
Mar. 14, 1981	Darryl Sittler (18th)	Home	Washington Capitals
Mar. 28, 1981	Wilf Paiement (3rd)	Home	Calgary Flames
Oct. 10, 1981	Borje Salming (1st)	Home	Chicago Blackhawks
Dec. 5, 1981	Bill Derlago (1st)	Home	Washington Capitals
Dec. 19, 1981	Terry Martin (1st)	Road	Winnipeg Jets
Dec. 30, 1981	Terry Martin (2nd)	Home	St. Louis Blues
Jan. 31, 1982	Rick Vaive (1st)	Road	Chicago Blackhawks
Mar. 10, 1982	Terry Martin (3rd)	Home	Chicago Blackhawks
Mar. 17, 1982	Miroslav Frycer (1st)	Home	Quebec Nordiques
Mar. 22, 1982	Rick Vaive (2nd)	Home	Chicago Blackhawks
Dec. 18, 1982	Miroslav Frycer (2nd)	Home	Chicago Blackhawks
Jan. 2, 1983	Rick Vaive (3rd)	Home	Detroit Red Wings
Jan. 12, 1983	John Anderson (1st)	Home	Boston Bruins
Feb. 16, 1983	Dan Daoust (1st)	Home	St. Louis Blues
Oct. 23, 1983	Rick Vaive (4th)	Road	Philadelphia Flyers
Dec. 8, 1983	Rick Vaive (5th)	Road	Hartford Whalers
Dec. 21, 1983	* Rick Vaive (6th)	Home	St. Louis Blues
Jan. 18, 1984	Rick Vaive (7th)	Home	Minnesota N. Stars
Mar. 7, 1984	Jim Korn (1st)	Home	New Jersey Devils
Mar. 12, 1984	Walt Poddubny (1st)	Home	Winnipeg Jets
Oct. 24, 1984	Bill Derlago (2nd)	Home	Detroit Red Wings
Dec. 14, 1984	Bill Derlago (3rd)	Road	Winnipeg Jets

* Four goal game

** Five goal game

*** Six goal game

ALL-TIME HAT TRICKS

DATE	PLAYER	HOME/ROAD	OPPOSITION
Mar. 24, 1985	John Anderson (2nd)	Road	Detroit Red Wings
Apr. 3, 1985	Bill Derlago (4th)	Road	Minnesota N. Stars
Oct. 16, 1985	Rick Vaive (8th)	Home	Washington Capitals
Nov. 14, 1985	Rick Vaive (9th)	Home	Boston Bruins
Nov. 16, 1985	Greg Terrion (1st)	Home	Chicago Blackhawks
Nov. 23, 1985	Russ Courtnall (1st)	Home	Detroit Red Wings
Jan. 8, 1986	* Miroslav Frycer (3rd)	Home	Edmonton Oilers
Feb. 13, 1986	Miroslav Frycer (4th)	Road	Chicago Blackhawks
Feb. 25, 1986	Wendel Clark (1st)	Home	NY Rangers
Feb. 28, 1986	Walt Poddubny (2nd)	Road	Detroit Red Wings
Mar. 30, 1986	Miroslav Frycer (5th)	Road	Chicago Blackhawks
Oct. 9, 1986	Tom Fergus (1st)	Home	Montreal Canadiens
Oct. 11, 1986	* Wendel Clark (2nd)	Home	Buffalo Sabres
Nov. 5, 1986	Tom Fergus (2nd)	Home	St. Louis Blues
Nov. 16, 1986	Gary Leeman (1st)	Road	Chicago Blackhawks
Feb. 28, 1987	Rick Vaive (10th)	Home	Vancouver Canucks
Mar. 12, 1988	Peter Ihnacak (1st)	Home	Chicago Blackhawks
Oct. 17, 1988	Vincent Damphousse (1st)	Road	Montreal Canadiens
Nov. 21, 1988	Tom Fergus (3rd)	Home	St. Louis Blues
Feb. 17, 1989	Daniel Marois (1st)	Road	NY Rangers
Mar. 7, 1989	Daniel Marois (2nd)	Road	Quebec Nordiques
Mar. 19, 1989	Gary Leeman (2nd)	Road	Philadelphia Flyers
Mar. 25, 1989	Ed Olczyk (1st)	Home	Detroit Red Wings
Oct. 12, 1989	Wendel Clark (3rd)	Road	Chicago Blackhawks
Dec. 9, 1989	Ed Olczyk (2nd)	Home	Montreal Canadiens
Jan. 6, 1990	Daniel Marois (3rd)	Home	Los Angeles Kings
Jan. 8, 1990	Gary Leeman (3rd)	Home	Washington Capitals
Feb. 23, 1990	Vincent Damphousse (2nd)	Road	Edmonton Oilers
Mar. 8, 1990	Gary Leeman (4th)	Road	Hartford Whalers
Mar. 16, 1990	Vincent Damphousse (3rd)	Road	Buffalo Sabres
Oct. 5, 1991	Wendel Clark (4th)	Home	Detroit Red Wings
Oct. 26, 1991	Mike Bullard (1st)	Home	Detroit Red Wings
Jan. 11, 1992	Wendel Clark (5th)	Road	New Jersey Devils
Mar. 17, 1992	Glenn Anderson (1st)	Home	Quebec Nordiques
Oct. 15, 1993	Doug Gilmour (1st)	Home	Detroit Red Wings
Dec. 1, 1993	Dave Andrychuk (1st)	Home	St. Louis Blues
Feb. 28, 1994	Wendel Clark (6th)	Road	Ottawa Senators
Mar. 4, 1994	Wendel Clark (7th)	Road	Detroit Red Wings
Mar. 9, 1996	Kirk Muller (1st)	Home	Calgary Flames
Nov. 9, 1996	* Wendel Clark (8th)	Home	Edmonton Oilers
Dec. 21, 1996	Mats Sundin (1st)	Road	Colorado Avalanche
Dec. 4, 1997	Derek King (1st)	Road	St. Louis Blues
Nov. 12, 1998	Mats Sundin (2nd)	Road	Chicago Blackhawks
Feb. 10, 1999	Sergei Berezin (1st)	Home	Carolina Hurricanes
Apr. 1, 1999	Sergei Berezin (2nd)	Road	Edmonton Oilers
Apr. 7, 1999	*Yanic Perreault (1st)	Home	Ottawa Senators
Apr. 10, 1999	*Steve Sullivan (1st)	Home	Florida Panthers
Dec. 20, 1999	Nik Antropov (1st)	Road	Florida Panthers
Nov. 18, 2000	Jonas Hoglund (1st)	Road	Montreal Canadiens
Dec. 6, 2001	Gary Roberts (1st)	Road	New York Rangers
Nov. 5, 2002	Alexander Mogilny (1st)	Home	Tampa Bay Lightning
Dec. 23, 2002	Alexander Mogilny (2nd)	Home	Atlanta Thrashers
Oct. 14, 2005	Jeff O'Neill (1st)	Road	Atlanta Thrashers
Apr. 11, 2006	*Mats Sundin (3rd)	Home	Florida Panthers
Oct. 14, 2006	Mats Sundin (4th)	Home	Calgary Flames
Oct. 28, 2006	Tomas Kaberle (1st)	Road	Montreal Canadiens
Dec. 16, 2006	Kyle Wellwood (1st)	Home	NY Rangers
Jan. 4, 2007	Alex Steen (1st)	Road	Boston Bruins
Dec. 6, 2007	Nik Antropov (2nd)	Road	New York Rangers
Jan. 15, 2009	Jason Blake (1st)	Road	Carolina Hurricanes
Apr. 11, 2009	Boyd Devereaux (1st)	Home	Ottawa Senators
Oct. 26, 2009	Niklas Hagman (1st)	Road	Anaheim Ducks

* Four goal game

ALL-TIME OPPONENTS HAT TRICKS

DATE	PLAYER	HOME/ROAD	OPPOSITION
Jan. 7, 1928	Morenz, Howie	Home	Montreal Canadiens
Mar. 1, 1928	Milks, Hib	Road	Pittsburgh Pirates
Mar. 6, 1928	Hay, George	Road	Detroit Red Wings
Mar. 17, 1928	Morenz, Howie	Home	Montreal Canadiens
Mar. 24, 1928	Stewart, Nels	Home	Montreal Maroons
Jan. 8, 1929	Oliver, Harry	Away	Boston Bruins
Nov. 16, 1929	Gainor, Dutch	Home	Boston Bruins
Nov. 19, 1929	McKinnon, John	Away	Pittsburgh Pirates
Nov. 19, 1929	Milks, Hib	Away	Pittsburgh Pirates
Feb. 27, 1930	Morenz, Howie	Away	Montreal Canadiens
Dec. 25, 1930	Goodfellow, Ebbie	Away	Detroit Red Wings
Feb. 26, 1931	Cook, Bill	Away	New York Rangers
Mar. 21, 1931	Gagne, Art	Away	Ottawa Senators
Dec. 3, 1931	Ward, Jimmy	Away	Montreal Maroons
Feb. 3, 1932	Thompson, Paul	Away	Chicago Blackhawks
Mar. 15, 1932	Barry, Marty	Away	Boston Bruins
Mar. 7, 1933	Ward, Jimmy	Away	Montreal Maroons
Mar. 11, 1933	Lamb, Joe	Home	Boston Bruins
Jan. 25, 1934	Northcott, Baldy	Away	Montreal Maroons
Nov. 9, 1935	Schriner, Sweeney	Home	New York Americans
Dec. 12, 1936	Dillon, Cecil	Home	New York Rangers
Dec. 1, 1939	Sorrell, John	Away	New York Americans
Dec. 11, 1940	Cain, Herb	Home	Boston Bruins
Mar. 17, 1940	Egan, Pat	Away	New York Americans
Feb. 7, 1942	Patrick, Lynn	Home	New York Rangers
Mar. 15, 1942	Chamberlain, Murph	Away	Brooklyn Americans
Nov. 22, 1942	Jackson, Art	Away	Boston Bruins
Dec. 12, 1942	Howe, Syd	Home	Detroit Red Wings
Nov. 27, 1943	Gallinger, Don	Home	Boston Bruins
Dec. 21, 1943	Cowley, Bill	Away	Boston Bruins
Dec. 25, 1943	Aubuchon, Ossie	Home	New York Rangers
Mar. 5, 1944	Richard, Maurice	Away	Montreal Canadiens
Mar. 12, 1944	Bruneteau, Mud	Away	Detroit Red Wings
Nov. 26, 1944	Richard, Maurice	Away	Montreal Canadiens
Jan. 16, 1945	Cain, Herb	Away	Boston Bruins
Jan. 26, 1946	Kaleta, Alex	Home	Chicago Blackhawks
Feb. 27, 1946	Laprade, Edgar	Home	New York Rangers
Nov. 20, 1946	Bauer, Bobby	Away	Boston Bruins
Feb. 15, 1947	Richard, Maurice	Home	Montreal Canadiens
Mar. 5, 1947	Bauer, Bobby	Away	Boston Bruins
Nov. 2, 1947	O'Connor, Buddy	Away	New York Rangers
Mar. 19, 1950	Howe, Gordie	Away	Detroit Red Wings
Feb. 10, 1952	Slowinski, Eddie	Away	New York Rangers
Jan. 11, 1953	Howe, Gordie	Away	Detroit Red Wings
Jan. 7, 1954	Richard, Maurice	Away	Montreal Canadiens
Mar. 3, 1954	Raleigh, Don	Home	New York Rangers
Jan. 20, 1955	Richard, Maurice	Away	Montreal Canadiens
Mar. 13, 1955	Reibel, Earl	Away	Detroit Red Wings
Nov. 07, 1956	Moore, Dickie	Home	Montreal Canadiens
Nov. 17, 1956	McIntyre, Jack	Home	Chicago Blackhawks
Nov. 13, 1956	Beliveau, Jean	Away	Montreal Canadiens
Oct. 17, 1957	Richard, Henri	Away	Montreal Canadiens
Jan. 8, 1958	Henry, Camille	Away	New York Rangers
Mar. 2, 1958	Nesterenko, Eric	Away	Chicago Blackhawks
Nov. 19, 1958	Prentice, Dean	Away	New York Rangers
Dec. 14, 1958	McKenney, Don	Away	Boston Bruins
Feb. 1, 1959	Gendron, Jean-Guy	Away	Boston Bruins
Feb. 11, 1959	Beliveau, Jean	Home	Montreal Canadiens
Feb. 22, 1959	Lindsay, Ted	Away	Chicago Blackhawks
Nov. 1, 1959	Gendron, Jean-Guy	Away	Boston Bruins
Dec. 6, 1959	Bartlett, Jim	Away	New York Rangers
Dec. 20, 1959	Hull, Bobby	Away	Chicago Blackhawks
Feb. 21, 1960	Hull, Bobby	Away	Chicago Blackhawks
Mar. 9, 1960	Geoffrion, Bernie	Home	Montreal Canadiens
Nov. 3, 1960	Beliveau, Jean	Away	Montreal Canadiens
Jan. 4, 1961	Glover, Howie	Home	Detroit Red Wings
Nov. 9, 1961	Provost, Claude	Home	Montreal Canadiens
Nov. 19, 1961	Ingarfield, Earl	Away	New York Rangers
Dec. 3, 1961	Ullman, Norm	Away	Detroit Red Wings
Dec. 23, 1961	Oliver, Murray	Home	Boston Bruins
Dec. 31, 1961	Howe, Gordie	Away	Detroit Red Wings
Nov. 17, 1963	Hull, Bobby	Away	Chicago Blackhawks

ALL-TIME OPPONENTS HAT TRICKS

DATE	PLAYER	HOME/ROAD	OPPOSITION
Jan. 18, 1964	Hebenton, Andy	Home	Boston Bruins
Jan. 18, 1964	Prentice, Dean	Home	Boston Bruins
Nov. 15, 1964	Hull, Bobby	Away	Chicago Blackhawks
Oct. 23, 1965	Hull, Bobby	Home	Chicago Blackhawks
Nov. 07, 1965	Hull, Bobby	Away	Chicago Blackhawks
Dec. 18, 1965	Ingarfield, Earl	Home	New York Rangers
Jan. 16, 1966	Ullman, Norm	Away	Detroit Red Wings
Oct. 22, 1966	Gilbert, Rod	Home	Detroit Red Wings
Dec. 21, 1966	Cournoyer, Yvan	Away	Montreal Canadiens
Feb. 8, 1967	Ullman, Norm	Home	Detroit Red Wings
Feb. 11, 1967	Hull, Bobby	Home	Chicago Blackhawks
Dec. 20, 1967	Duff, Dick	Away	Montreal Canadiens
Jan. 7, 1968	Ratelle, Jean	Away	New York Rangers
Nov. 24, 1968	Esposito, Phil	Away	Boston Bruins
Feb. 23, 1969	Grant, Danny	Away	Minnesota N. Stars
Mar. 6, 1969	Cournoyer, Yvan	Away	Montreal Canadiens
Mar. 16, 1969	Sanderson, Derek	Away	Boston Bruins
Oct. 22, 1969	Lacroix, Andre	Home	Philadelphia Flyers
Nov. 8, 1969	Lemaire, Jacques	Away	Montreal Canadiens
Nov. 9, 1969	Mikita, Stan	Away	Chicago Blackhawks
Dec. 3, 1969	Cullen, Ray	Away	Minnesota N. Stars
Dec. 11, 1969	Lacroix, Andre	Away	Philadelphia Flyers
Jan. 23, 1970	Ingarfield, Earl	Away	Oakland Seals
Mar. 1, 1970	Collins, Bill	Away	Minnesota N. Stars
Mar. 7, 1970	Collins, Bill	Home	Minnesota N. Stars
Dec. 6, 1970	Martin, Pit	Away	Chicago Blackhawks
Apr. 3, 1971	Carleton, Wayne	Home	Boston Bruins
Nov. 29, 1972	Shack, Eddie	Away	Pittsburgh Penguins
Dec. 10, 1972	Dornhoefer, Gary	Away	Philadelphia Flyers
Jan. 16, 1973	Boudrias, Andre	Away	Vancouver Canucks
Feb. 1, 1973	Esposito, Phil	Away	Boston Bruins
Mar. 4, 1973	MacLeish, Rick	Away	Philadelphia Flyers
Mar. 21, 1973	Corrigan, Mike	Away	Los Angeles Kings
Mar. 25, 1973	Tannahill, Don	Away	Vancouver Canucks
Mar. 31, 1973	Orr, Bobby	Home	Boston Bruins
Nov. 11, 1973	Charron, Guy	Away	Detroit Red Wings
Dec. 11, 1973	Unger, Garry	Away	St. Louis Blues
Feb. 17, 1974	Pappin, Jim	Away	Chicago Blackhawks
Apr. 7, 1974	Cashman, Wayne	Away	Boston Bruins
Dec. 21, 1974	Esposito, Phil	Home	Boston Bruins
Jan. 23, 1975	Widing, Juha	Away	Los Angeles Kings
Feb. 9, 1975	Roberto, Phil	Away	Detroit Red Wings
Feb. 15, 1975	Kehoe, Rick	Home	Pittsburgh Penguins
Mar. 16, 1975	Martin, Rick	Home	Buffalo Sabres
Mar. 16, 1975	Perreault, Gilbert	Home	Buffalo Sabres
Oct. 12, 1975	Gare, Danny	Away	Buffalo Sabres
Nov. 11, 1975	Gould, John	Away	Vancouver Canucks
Jan. 4, 1976	Vadnais, Carol	Away	New York Rangers
Jan. 22, 1976	Murphy, Mike	Away	Los Angeles Kings
Jan. 25, 1976	Merrick, Wayne	Away	California Golden Seals
Feb. 19, 1976	Pronovost, Jean	Away	Pittsburgh Penguins
Mar. 11, 1976	Hodge, Ken	Away	Boston Bruins
Mar. 27, 1976	Martin, Rick	Home	Buffalo Sabres
Apr. 4, 1976	Gare, Danny	Away	Buffalo Sabres
Nov. 21, 1976	Shutt, Steve	Away	Montreal Canadiens
Jan. 5, 1977	Gardner, Paul	Home	Colorado Rockies
Feb. 14, 1977	Robert, Rene	Away	Buffalo Sabres
Feb. 19, 1977	Larouche, Pierre	Home	Pittsburgh Penguins
Nov. 12, 1977	Lafleur, Guy	Away	Montreal Canadiens
Mar. 29, 1978	Plett, Willi	Away	Atlanta Flames
Oct. 14, 1978	Potvin, Denis	Home	New York Islanders
Nov. 4, 1978	Gardner, Paul	Away	Colorado Rockies
Jan. 6, 1979	Bulley, Ted	Home	Chicago Blackhawks
Feb. 3, 1979	Shutt, Steve	Home	Montreal Canadiens
Mar. 15, 1979	Trottier, Bryan	Away	New York Islanders
Oct. 27, 1979	Murphy, Mike	Away	Los Angeles Kings
Dec. 17, 1979	MacAdam, Al	Away	Minnesota N. Stars
Dec. 26, 1979	Charron, Guy	Home	Washington Capitals
Jan. 26, 1980	MacDonald, Blair	Away	Edmonton Oilers
Mar. 15, 1980	Nilsson, Ulf	Home	New York Rangers
Mar. 25, 1980	Smith, Bobby	Away	Minnesota N. Stars
Mar. 29, 1980	Ashby, Don	Home	Edmonton Oilers

ALL-TIME OPPONENTS HAT TRICKS

DATE	PLAYER	HOME/ROAD	OPPOSITION
Oct. 11, 1980	Allison, Mike	Home	New York Rangers
Dec. 3, 1980	Kehoe, Rick	Home	Pittsburgh Penguins
Dec. 30, 1980	Babych, Wayne	Away	St. Louis Blues
Jan. 6, 1981	Tonelli, John	Away	New York Islanders
Feb. 5, 1981	Turnbull, Perry	Away	St. Louis Blues
Mar. 4, 1981	Gradin, Thomas	Home	Vancouver Canucks
Mar. 8, 1981	Maruk, Dennis	Away	Washington Capitals
Mar. 19, 1981	Perreault, Gilbert	Away	Buffalo Sabres
Mar. 19, 1981	Savard, Andre	Away	Buffalo Sabres
Nov. 10, 1981	Mulvey, Grant	Home	Chicago Blackhawks
Nov. 17, 1981	Frycer, Miroslav	Away	Quebec Nordiques
Nov. 23, 1981	McKeagney, Tony	Away	Buffalo Sabres
Dec. 1, 1981	Secord, Al	Away	Chicago Blackhawks
Dec. 27, 1981	Stoughton, Blaine	Away	Hartford Whalers
Dec. 15, 1982	Lambert, Yvon	Away	Buffalo Sabres
Jan. 25, 1982	Smith, Bobby	Home	Minnesota N. Stars
Feb. 13, 1982	Bulley, Ted	Home	Chicago Blackhawks
Mar. 4, 1982	Bossy, Mike	Away	New York Islanders
Mar. 4, 1982	Potvin, Denis	Away	New York Islanders
Mar. 13, 1982	Hawerchuk, Dale	Home	Winnipeg Jets
Apr. 4, 1982	Kerr, Tim	Away	Philadelphia Flyers
Oct. 26, 1982	Goulet, Michel	Away	Quebec Nordiques
Nov. 20, 1982	Rogers, Mike	Home	New York Rangers
Nov. 18, 1982	Larmer, Steve	Home	Chicago Blackhawks
Feb. 13, 1983	Stoughton, Blaine	Away	Hartford Whalers
Mar. 5, 1983	Kurri, Jari	Home	Edmonton Oilers
Oct. 15, 1983	Savard, Denis	Home	Chicago Blackhawks
Nov. 26, 1983	Brotten, Neal	Home	Minnesota N. Stars
Dec. 14, 1983	Hawerchuk, Dale	Home	Winnipeg Jets
Dec. 23, 1983	Ogrodnick, John	Away	Detroit Red Wings
Dec. 23, 1983	Yzerman, Steve	Away	Detroit Red Wings
Feb. 19, 1984	Boldirev, Ivan	Home	Detroit Red Wings
Feb. 25, 1984	Messier, Mark	Away	Edmonton Oilers
Mar. 3, 1984	LaFontaine, Pat	Home	New York Islanders
Apr. 1, 1984	Tucker, John	Away	Buffalo Sabres
Oct. 27, 1984	Gretzky, Wayne	Home	Edmonton Oilers
Dec. 4, 1984	Ogrodnick, John	Away	Detroit Red Wings
Dec. 9, 1984	Savard, Denis	Away	Chicago Blackhawks
Dec. 14, 1984	Hawerchuk, Dale	Away	Winnipeg Jets
Jan. 7, 1985	Francis, Ron	Home	Hartford Whalers
Feb. 14, 1985	Petterson, Jorgen	Away	St. Louis Blues
Feb. 19, 1985	Anderson, Glenn	Home	Edmonton Oilers
Feb. 19, 1985	Kurri, Jari	Home	Edmonton Oilers
Mar. 30, 1985	Yzerman, Steve	Home	Detroit Red Wings
Nov. 3, 1985	Gretzky, Wayne	Away	Edmonton Oilers
Nov. 6, 1985	Flatley, Patrick	Home	New York Islanders
Nov. 20, 1985	Brooke, Bob	Away	New York Rangers
Nov. 26, 1985	Hunter, Mark	Away	St. Louis Blues
Jan. 8, 1986	Gretzky, Wayne	Home	Edmonton Oilers
Feb. 6, 1986	Brotten, Neal	Away	Minnesota N. Stars
Feb. 13, 1986	Fraser, Curt	Away	Chicago Blackhawks
Mar. 17, 1986	Fox, Jimmy	Home	Los Angeles Kings
Mar. 20, 1986	Bossy, Mike	Home	New York Islanders
Dec. 12, 1986	Lemieux, Mario	Away	Pittsburgh Penguins
Jan. 7, 1987	Secord, Al	Away	Chicago Blackhawks
Feb. 7, 1987	Neely, Cam	Away	Boston Bruins
Mar. 18, 1987	Savard, Denis	Home	Chicago Blackhawks
Apr. 5, 1987	Savard, Denis	Away	Chicago Blackhawks
Jan. 8, 1988	Thomas, Steve	Away	Chicago Blackhawks
Jan. 15, 1988	Muller, Kirk	Away	New Jersey Devils
Feb. 13, 1988	Craven, Murray	Home	Philadelphia Flyers
Mar. 3, 1988	Neely, Cam	Away	Boston Bruins
Mar. 5, 1988	MacLean, Paul	Home	Winnipeg Jets
Nov. 12, 1988	Tikkanen, Esa	Home	Edmonton Oilers
Nov. 14, 1988	Gagner, Dave	Home	Minnesota N. Stars
Nov. 19, 1988	Anderson, Glenn	Away	Edmonton Oilers
Nov. 25, 1988	Bellows, Brian	Away	Minnesota N. Stars
Dec. 1, 1988	Taylor, Dave	Away	Los Angeles Kings
Dec. 15, 1988	MacLean, John	Away	New Jersey Devils
Dec. 17, 1988	Tocchet, Rick	Home	Philadelphia Flyers
Dec. 21, 1988	Lemieux, Mario	Home	Pittsburgh Penguins
Feb. 13, 1989	Shanahan, Brendan	Away	New Jersey Devils

ALL-TIME OPPONENTS HAT TRICKS

DATE	PLAYER	HOME/ROAD	OPPOSITION
Feb. 13, 1989	Verbeek, Pat	Away	New Jersey Devils
Feb. 27, 1989	Federko, Bernie	Home	St. Louis Blues
Mar. 1, 1989	Turcotte, Darren	Away	New York Rangers
Mar. 18, 1989	Steen, Thomas	Home	Winnipeg Jets
Oct. 17, 1989	Lemieux, Mario	Away	Pittsburgh Penguins
Dec. 23, 1989	Roenicke, Jeremy	Home	Chicago Blackhawks
Dec. 27, 1989	Carson, Jimmy	Home	Detroit Red Wings
Feb. 22, 1990	Mullen, Joe	Away	Calgary Flames
Feb. 22, 1990	Murzyn, Dana	Away	Calgary Flames
Oct. 24, 1990	Hull, Brett	Home	St. Louis Blues
Oct. 25, 1990	Hull, Brett	Away	St. Louis Blues
Nov. 17, 1990	Yzerman, Steve	Home	Detroit Red Wings
Jan. 17, 1991	Cullen, John	Home	Pittsburgh Penguins
Jan. 26, 1991	Wilson, Doug	Away	Chicago Blackhawks
Nov. 6, 1991	Bellows, Brian	Home	Minnesota N. Stars
Dec. 26, 1991	Mullen, Joe	Away	Pittsburgh Penguins
Jan. 3, 1992	Ysebaert, Paul	Away	Detroit Red Wings
Feb. 18, 1992	Mullen, Joe	Away	Pittsburgh Penguins
Nov. 26, 1992	Nolan, Owen	Home	Quebec Nordiques
Jan. 17, 1993	Goulet, Michel	Away	Chicago Blackhawks
Oct. 30, 1993	Damphousse, Vincent	Away	Montreal Canadiens
Nov. 15, 1993	Corson, Shayne	Home	Edmonton Oilers
Feb. 1, 1994	Hull, Brett	Away	St. Louis Blues
Mar. 7, 1994	Duchesne, Steve	Home	St. Louis Blues
Mar. 20, 1994	Reichel, Robert	Home	Calgary Flames
Feb. 4, 1995	Titov, German	Away	Calgary Flames
Apr. 22, 1995	Harvey, Todd	Away	Dallas Stars
Oct. 8, 1996	Smyth, Ryan	Home	Edmonton Oilers
Oct. 12, 1996	Gratton, Chris	Home	Tampa Bay Lightning
Nov. 27, 1996	Shanahan, Brendan	Away	Detroit Red Wings
Feb. 19, 1997	Czerkawski, Mariusz	Away	Edmonton Oilers
Mar. 19, 1997	Lindros, Eric	Home	Philadelphia Flyers
Oct. 22, 1997	McEachern, Shawn	Home	Ottawa Senators
Dec. 27, 1997	Maltby, Kirk	Home	Detroit Red Wings
Apr. 9, 1998	Roberts, Gary	Away	Carolina Hurricanes
Oct. 31, 1998	Sanderson, Geoff	Home	Buffalo Sabres
Dec. 23, 1998	Modano, Mike	Home	Dallas Stars
Dec. 9, 1999	Lindros, Eric	Away	Philadelphia Flyers
Jan. 8, 2000	Nedved, Petr	Home	New York Rangers
Feb. 1, 2001	Bondra, Peter	Away	Washington Capitals
Mar. 17, 2001	Bure, Pavel	Away	Florida Panthers
Oct. 18, 2001	Naslund, Markus	Away	Vancouver Canucks
Nov. 9, 2001	Elias, Patrik	Away	New Jersey Devils
Nov. 27, 2001	Kapanen, Sami	Home	Carolina Hurricanes
Jan. 13, 2003	Nedved, Petr	Away	New York Rangers
Mar. 20, 2003	Wright, Tyler	Away	Columbus Blue Jackets
Oct. 29, 2005	Heatley, Dany	Home	Ottawa Senators
Dec. 31, 2005	Gomez, Scott	Away	New Jersey Devils
Mar. 3, 2006	Roy, Derek	Away	Buffalo Sabres
Apr. 11, 2006	Nieuwendyk, Joe	Home	Florida Panthers
Apr. 12, 2006	Gionta, Brian	Away	New Jersey Devils
Oct. 26, 2006	Heatley, Dany	Away	Ottawa Senators
Nov. 30, 2006	Hossa, Marian	Away	Atlanta Thrashers
Jan. 20, 2007	Recchi, Mark	Away	Pittsburgh Penguins
Feb. 10, 2007	Staal, Jordan	Home	Pittsburgh Penguins
Apr. 7, 2007	Ryder, Michael	Home	Montreal Canadiens
Jan. 3, 2008	Eygeni Malkin	Road	Pittsburgh Penguins
Feb. 5, 2008	Richard Zednik	Home	Florida Panthers
Apr. 3, 2008	Antoine Vermette	Home	Ottawa Senators
Nov. 6, 2008	Blake Wheeler	Road	Boston Bruins
Dec. 4, 2008	Martin Hanzal	Road	Phoenix Coyotes
Dec. 18, 2008	Davids Krejci	Road	Boston Bruins
Dec. 23, 2008	James Neal	Home	Dallas Stars
Feb. 4, 2009	Thomas Vanek	Road	Buffalo Sabres
Mar. 14, 2009	Olli Jokinen	Home	Calgary Flames
Apr. 3, 2009	Jeff Carter	Road	Philadelphia Flyers
Dec. 5, 2009	Marc Savard	Road	Boston Bruins
Jan. 19, 2011	*Marian Gaborik	Road	New York Rangers
Jan. 22, 2011	Alex Ovechkin	Home	Washington Capitals

*Four goal game

ALL-TIME PENALTY SHOTS

PENALTY SHOTS FOR

DATE	LEAFS SHOOTER	GOALTENDER	HOME/ROAD	RESULT
Dec. 11, 1934	Charlie Conacher	Andy Aitkenhead (New York Rangers)	Road	Unsuccessful
Dec. 22, 1934	Charlie Conacher	Lorne Chabot (Blackhawks)	Home	Unsuccessful
Mar. 2, 1935	Charlie Conacher	Roy Worters (Americans)	Home	Unsuccessful
Feb. 8, 1936	Charlie Conacher	Roy Worters (Americans)	Home	Successful
Nov. 14, 1936	King Clancy	Mike Karakas (Blackhawks)	Home	Successful
Dec. 18, 1937	Gord Drillon	Earl Robertson (Americans)	Home	Unsuccessful
Nov. 29, 1941	Sweeney Schriner	Earl Robertson (Americans)	Home	Successful
Mar. 7, 1942	Bob Goldham	Jim Henry (Rangers)	Home	Successful
Nov. 19, 1942	Bud Poile	Steve Buzinski (Rangers)	Road	Successful
Feb. 28, 1943	Billy Taylor	Paul Bibeault (Canadiens)	Road	Successful
Feb. 19, 1944	Jackie Hamilton	Bert Gardiner (Bruins)	Home	Successful
Mar. 6, 1946	Syl Apps	Mike Karakas (Blackhawks)	Road	Successful
Jan. 3, 1948	Max Bentley	Bill Durman (Canadiens)	Home	Unsuccessful
Mar. 1, 1950	Bill Bariklo	Jack Gelineau (Bruins)	Road	Successful
Feb. 17, 1951	Tod Sloan	Chuck Rayner (Rangers)	Home	Unsuccessful
Jan. 3, 1962	Dave Keon	Jacques Plante (Canadiens)	Home	Unsuccessful
Feb. 7, 1962	Ron Stewart	Bruce Gamble (Bruins)	Home	Unsuccessful
Jan. 31, 1963	Red Kelly	Jacques Plante (Canadiens)	Road	Successful
Mar. 4, 1964	Don McKenney	Eddie Johnston (Bruins)	Home	Unsuccessful
Nov. 23, 1966	Frank Mahovlich	Glenn Hall (Blackhawks)	Home	Successful
Feb. 8, 1967	Pete Stelmokowski	Roger Crozier (Red Wings)	Home	Unsuccessful
Nov. 5, 1967	Bob Pulford	Gerry Cheevers (Bruins)	Road	Unsuccessful
Mar. 9, 1968	Mike Walton	Roger Crozier (Red Wings)	Home	Successful
Mar. 10, 1968	Mike Walton	Jack Norris (Blackhawks)	Road	Unsuccessful
Jan. 22, 1970	Norm Ullman	Wayne Rutledge (Kings)	Road	Unsuccessful
Oct. 20, 1971	Paul Henderson	Roger Crozier (Sabres)	Home	Unsuccessful
Oct. 20, 1973	Paul Henderson	Gilles Villemure (NJR)	Home	Successful
Nov. 20, 1974	Dave Keon	Gary Inness (Penguins)	Home	Successful
Mar. 12, 1977	Lanny McDonald	Jim Rutherford (Red Wings)	Home	Unsuccessful
Oct. 28, 1978	Lanny McDonald	Gilles Gilbert (Bruins)	Home	Successful
Jan. 3, 1979	Dan Maloney	Dan Bouchard (Flames)	Home	Unsuccessful
Oct. 14, 1979	Lanny McDonald	Pete Peeters (Flyers)	Road	Successful
Oct. 9, 1982	Terry Martin	Glenn Resch (Devils)	Home	Unsuccessful
Oct. 15, 1983	Greg Terrion	Tony Esposito (Blackhawks)	Home	Successful
Jan. 14, 1984	Greg Terrion	Murray Bannerman (Blackhawks)	Home	Successful
Jan. 1, 1986	Dan Daoust	Patrick Roy (Canadiens)	Home	Unsuccessful
Dec. 4, 1986	Rick Vaive	Darren Eliot (Kings)	Road	Successful
Mar. 10, 1990	Tom Kurvers	Bill Ranford (Oilers)	Home	Unsuccessful
Nov. 4, 1990	Gary Leaman	Pete Peeters (Flyers)	Home	Successful
Nov. 24, 1993	Wendel Clark	Trevor Kidd (Flames)	Road	Successful
Mar. 4, 1994	Peter Zezel	Chris Osgood (Red Wings)	Road	Unsuccessful
Mar. 15, 1995	Mats Sundin	Arturs Irbe (Sharks)	Road	Successful
Apr. 8, 1995	Dave Andreychuk	Tim Cheveldae (Jets)	Home	Unsuccessful
Mar. 8, 1996	Wayne Presley	Sean Burke (Whalers)	Road	Unsuccessful
Jan. 10, 1998	Mats Sundin	Andrei Refilov (Blackhawks)	Home	Unsuccessful
Feb. 7, 1998	Derek King	John Vanbiesbrouck (Panthers)	Home	Successful
Mar. 6, 1999	Steve Sullivan	Ron Tugnutt (Senators)	Road	Unsuccessful
Feb. 14, 2000	Keven Adams	Arturs Irbe (Hurricanes)	Home	Unsuccessful
Dec. 20, 2000	Gary Roberts	Mike Dunham (Predators)	Home	Unsuccessful
Feb. 23, 2003	Robert Reichel	Mike Tomasko (Predators)	Home	Unsuccessful
Feb. 26, 2003	Mats Sundin	Garth Snow (Islanders)	Home	Unsuccessful
Mar. 19, 2006	Chad Kilger	Marc-Andre Fleury (Penguins)	Road	Successful
Oct. 4, 2006	Mats Sundin	Martin Gerber (Senators)	Home	Successful
Dec. 15, 2006	John Pohl	Cam Ward (Hurricanes)	Road	Unsuccessful
Dec. 23, 2006	Mats Sundin	Olaf Kolzig (Washington)	Home	Successful
Dec. 26, 2006	John Pohl	Manny Fernandez (Minnesota)	Home	Successful
Nov. 22, 2008	Matt Stajan	Nikolai Khabibulin (Blackhawks)	Home	Unsuccessful
Jan. 1, 2009	Niklas Hagman	Ryan Miller (Sabres)	Home	Unsuccessful
Mar. 5, 2011	Mikhail Grabovski	Corey Crawford (Blackhawks)	Home	Unsuccessful
Mar. 31, 2011	Mikhail Grabovski	Tim Thomas (Bruins)	Road	Unsuccessful

OVERALL:

Leafs have scored 25 goals on 60 penalty shot opportunities (41.7%).

*A successful penalty shot denotes that a goal was scored.

PENALTY SHOTS AGAINST

DATE	OPPOSITION SHOOTER	GOALTENDER	HOME/ROAD	RESULT
Nov. 10, 1934	Armand Mondou (Canadiens)	George Hainsworth	Home	Unsuccessful
Dec. 8, 1934	Bun Cook (Rangers)	George Hainsworth	Home	Unsuccessful
Jan. 8, 1935	Eddie Shore (Bruins)	George Hainsworth	Road	Unsuccessful
Jan. 19, 1935	Glenn Brydson (Eagles)	George Hainsworth	Home	Unsuccessful
Jan. 31, 1935	Bert Connelly (Rangers)	George Hainsworth	Home	Unsuccessful
Mar. 9, 1935	Babe Siebert (Bruins)	George Hainsworth	Home	Unsuccessful

Cont'd...

ALL-TIME PENALTY SHOTS

PENALTY SHOTS AGAINST Cont...

DATE	OPPOSITION SHOOTER	GOALTENDER	HOME/ROAD	RESULT
Nov. 19, 1935	Jean Pusic (Canadiens)	George Hainsworth	Road	Unsuccessful
Jan. 16, 1936	Bert Connelly (Rangers)	George Hainsworth	Road	Successful
Jan. 18, 1936	Babe Siebert (Bruins)	George Hainsworth	Home	Successful
Jan. 7, 1941	Tony Demers (Canadiens)	Turk Broda	Road	Unsuccessful
Jan. 12, 1946	Carl Liscombe (Red Wings)	Frank McCool	Home	Unsuccessful
Dec. 4, 1948	Jim Conacher (Blackhawks)	Turk Broda	Home	Unsuccessful
Jan. 19, 1950	Maurice Richard (Canadiens)	Turk Broda	Road	Successful
Oct. 17, 1954	Joe Klukav (Bruins)	Harry Lumley	Road	Unsuccessful
Dec. 31, 1961	Gordie Howe (Red Wings)	Johnny Bower	Road	Successful
Jan. 20, 1962	Wayne Connelly (Bruins)	Johnny Bower	Home	Successful
Dec. 8, 1963	Claude Laforge (Red Wings)	Don Simmons	Road	Successful
Dec. 28, 1963	Tom Williams (Bruins)	Johnny Bower	Home	Unsuccessful
Dec. 12, 1964	John Bucyk (Bruins)	Terry Sawchuk	Home	Unsuccessful
Mar. 24, 1965	Yvon Cournoyer (Canadiens)	Johnny Bower	Home	Successful
Nov. 5, 1966	Bob Nevin (Rangers)	Terry Sawchuk	Home	Successful
Nov. 27, 1971	Jim Pappin (Blackhawks)	Bernie Parent	Home	Unsuccessful
Feb. 9, 1972	Syl Apps (Penguins)	Bernie Parent	Home	Successful
Mar. 25, 1972	Paul Curtis (Kings)	Bernie Parent	Road	Unsuccessful
Feb. 16, 1974	Bob Leiter (Flames)	Dunc Wilson	Home	Successful
Mar. 8, 1975	Dennis Hextall (North Stars)	Gord McRae	Home	Successful
Mar. 9, 1975	Nelson Pyatt (Capitals)	Gord McRae	Road	Successful
Jan. 11, 1978	Steve Jensen (North Stars)	Mike Palmateer	Road	Unsuccessful
Apr. 1, 1978	Gilbert Perreault (Sabres)	Mike Palmateer	Home	Successful
Jan. 30, 1980	Mike Foligno (Red Wings)	Paul Harrison	Home	Successful
Mar. 29, 1980	Stan Weir (Oilers)	Mike Palmateer	Home	Successful
Jan. 16, 1982	Wayne Gretzky (Oilers)	Michel Larocque	Home	Unsuccessful
Oct. 15, 1983	Rick Paterson (Blackhawks)	Mike Palmateer	Home	Unsuccessful
Oct. 26, 1983	Ken Linseman (Oilers)	Rick St. Croix	Home	Unsuccessful
Dec. 26, 1984	John Tucker (Sabres)	Rick St. Croix	Road	Unsuccessful
Jan. 2, 1985	Warren Young (Penguins)	Tim Bernhardt	Home	Successful
Mar. 6, 1986	Dave Poulin (Flyers)	Don Edwards	Road	Unsuccessful
Dec. 7, 1986	Rick Meagher (Blues)	Ken Wregget	Road	Successful
Dec. 23, 1986	Dennis Maruk (North Stars)	Ken Wregget	Road	Unsuccessful
Nov. 15, 1987	Christian Ruutu (Sabres)	Ken Wregget	Road	Unsuccessful
Mar. 15, 1988	Lane Lambert (Nordiques)	Ken Wregget	Road	Unsuccessful
Nov. 26, 1988	Dino Ciccarelli (North Stars)	Allan Bester	Home	Unsuccessful
Dec. 12, 1988	Joe Nieuwendyk (Flames)	Allan Bester	Home	Unsuccessful
Dec. 29, 1988	Michel Goulet (Nordiques)	Allan Bester	Road	Unsuccessful
Jan. 9, 1989	Greg Adams (Canucks)	Allan Bester	Home	Unsuccessful
Feb. 22, 1989	Hakan Loob (Flames)	Jeff Reese	Road	Unsuccessful
Mar. 7, 1989	Anton Stastny (Nordiques)	Allan Bester	Road	Unsuccessful
Jan. 5, 1991	Wayne Gretzky (Kings)	Peter Ing	Home	Unsuccessful
Jan. 3, 1992	Steve Yzerman (Red Wings)	Grant Fuhr	Road	Successful
Oct. 22, 1992	Brian Bradley (Lightning)	Felix Potvin	Road	Unsuccessful
Dec. 11, 1992	Theoren Fleury (Flames)	Rick Wamsley	Road	Successful
Dec. 27, 1992	Brendan Shanahan (Blues)	Grant Fuhr	Road	Unsuccessful
Nov. 20, 1993	Scott Pearson (Oilers)	Damian Rhodes	Road	Unsuccessful
Mar. 21, 1995	Geoff Courtroll (Canucks)	Damian Rhodes	Road	Unsuccessful
Nov. 21, 1996	Donald Audette (Sabres)	Felix Potvin	Road	Unsuccessful
Nov. 18, 1998	Adam Oates (Capitals)	Curtis Joseph	Road	Successful
Mar. 17, 1999	Landon Wilson (Bruins)	Curtis Joseph	Home	Unsuccessful
Apr. 1, 2000	Ulf Dahlen (Capitals)	Curtis Joseph	Road	Unsuccessful
Oct. 11, 2000	Brad Isbister (Islanders)	Glenn Healy	Home	Unsuccessful
Oct. 18, 2001	Markus Nasander (Canucks)	Curtis Joseph	Road	Successful
Oct. 30, 2001	Vincent Lecavalier (Lightning)	Curtis Joseph	Road	Unsuccessful
Nov. 6, 2001	Joe Sacco (Capitals)	Curtis Joseph	Home	Unsuccessful
Dec. 1, 2001	Kyle Calder (Blackhawks)	Curtis Joseph	Home	Unsuccessful
Jan. 22, 2002	Jarome Iginla (Flames)	Curtis Joseph	Road	Unsuccessful
Dec. 28, 2002	Mike Comrie (Oilers)	Ed Belfour	Road	Unsuccessful
Nov. 15, 2003	Marco Sturm (Sharks)	Mikael Tellqvist	Road	Unsuccessful
Dec. 31, 2005	Scott Gomez (Devils)	Ed Belfour	Road	Unsuccessful
Feb. 4, 2006	Viktor Kozlov (Devils)	Ed Belfour	Home	Unsuccessful
Jan. 20, 2007	Jarkko Ruutu (Penguins)	Andrew Raycroft	Road	Successful
Jan. 30, 2007	Eric Belanger (Hurricanes)	Andrew Raycroft	Road	Unsuccessful
Feb. 17, 2007	Marc-Antoine Pouliot (Oilers)	Andrew Raycroft	Home	Successful
Mar. 29, 2008	Chris Higgins (Canadiens)	Vesa Toskala	Home	Unsuccessful
Feb. 26, 2009	Sean Bergenheim (Islanders)	Vesa Toskala	Road	Unsuccessful
Apr. 4, 2009	Guillaume Latendresse (Canadiens)	Martin Gerber	Home	Unsuccessful
Oct. 6, 2009	Daniel Alfredsson (Senators)	Jonas Gustavsson	Home	Successful
Oct. 13, 2010	Evgeni Malkin (Penguins)	Jonas Gustavsson	Road	Unsuccessful
Oct. 30, 2010	Ryan Callahan (NY Rangers)	Jean-Sebastien Giguere	Home	Successful
Nov. 2, 2010	Mike Fisher (Senators)	Jean-Sebastien Giguere	Home	Successful
Dec. 16, 2010	Jarome Iginla (Flames)	Jonas Gustavsson	Home	Unsuccessful
Mar. 8, 2011	Matt Martin (Islanders)	James Reimer	Road	Unsuccessful

OVERALL:

Opposition has scored 26 goals in 80 opportunities (32.5%).

*A successful penalty shot denotes that a goal was scored.

ALL-TIME SHOOTOUT RESULTS

ALL-TIME RECORD: 25 wins, 35 losses

SEASON	RECORD
2010-11:	5 wins, 6 losses
2009-10:	4 wins, 4 losses
2008-09:	6 wins, 7 losses
2007-08:	3 wins, 4 losses
2006-07:	4 wins, 7 losses
2005-06:	3 wins, 7 losses

ALL-TIME SHOOTER STATISTICS:

Player	Attempts	Goals	Percentage	Game Deciding Goals
ALLISON, Jason	3	0	0.0	0
ANTROPOV, Nik	6	1	16.7	0
ARMSTRONG, Colby	2	2	100.0	1
BLAKE, Jason	10	4	40.0	1
BOZAK, Tyler	5	3	60.0	1
GRABOVSKI, Mikhail	9	3	33.3	1
HAGMAN, Niklas	6	2	33.3	1
HAMILTON, Jeff	2	2	100.0	1
KABERLE, Tomas	12	5	41.7	1
KADRI, Nazem	4	2	50.0	1
KESSEL, Phil	15	4	26.7	3
KUBINA, Pavel	2	0	0.0	0
KULEMIN, Nikolai	17	6	35.3	2
LINDROS, Eric	3	1	33.3	1
LUNDMARK, Jamie	1	0	0.0	0
LUPUL, Joffrey	2	0	0.0	0
MacARTHUR, Clarke	1	0	0.0	0
MITCHELL, John	6	4	66.7	2
O'NEILL, Jeff	3	1	33.3	1
PERREAULT, Yanic	2	1	50.0	0
POHL, John	3	1	33.3	1
PONIKAROVSKY, Alexei	12	1	8.3	0
STAJAN, Matt	4	1	25.0	0
STAPLETON, Tim	1	1	100.0	1
STEEN, Alex	6	2	33.3	0
STEMPNIAK, Lee	7	1	14.3	0
SUNDIN, Mats	24	10	41.7	4
TLUSTY, Jiri	1	0	0.0	0
TUCKER, Darcy	11	2	18.2	1
VERSTEEG, Kris	3	1	33.3	0
WELLWOOD, Kyle	6	1	16.7	1
WILLIAMS, Jeremy	2	1	50.0	0
TOTALS	191	63	33.0	25

ALL-TIME GOALTENDER STATISTICS:

Goaltender	Shots Faced	Saves	Percentage	Wins	Losses
AUBIN, Jean-Sebastien	16	11	68.8	1	3
BELFOUR, Ed	14	8	57.1	2	4
CLEMMENSEN, Scott	3	2	66.7	1	0
GIGUERE, Jean-Sebastien	23	12	52.2	3	4
GUSTAVSSON, Jonas	17	10	58.8	4	2
JOSEPH, Curtis	11	8	72.7	2	1
POGGE, Justin	2	0	0.0	0	1
RAYCROFT, Andrew	38	23	60.5	3	7
REIMER, James	11	8	72.7	1	3
TELLQVIST, Mikael	5	3	60.0	1	1
TOSKALA, Vesa	48	26	54.2	7	9
TOTALS	188	111	59.0	25	35

ALL-TIME SHOOTOUT RESULTS

WINS

Longest WINS streak in consecutive games that go to a shootout

4 games - 2008-09

Feb. 25, 2009 vs. NY Rangers - W 2-1
 Feb. 26, 2009 at NY Islanders - W 5-4
 Mar. 17, 2009 at Tampa Bay - W 4-3
 Mar. 24, 2009 vs. Washington - W 3-2

Longest WINS streak in consecutive *home* games that go to a shootout

3 games - 2005-06

Oct. 24, 2005 vs. Boston - W 5-4
 Dec. 29, 2005 vs. Buffalo - W 4-3
 Mar. 14, 2006 vs. Boston - W 5-4

Longest WINS streak in consecutive *road* games that go to a shootout

2 games - 2007-08 & 2008-09

2007-08	2008-09
Jan. 17, 2008 at Boston - W 3-2	Feb. 26, 2009 at NY Islanders - W 5-4
Feb. 27, 2008 at Florida - W 4-3	Mar. 17, 2009 at Tampa Bay - W 4-3

LOSSES

Longest LOSSES streak in consecutive games that go to a shootout

3 games - 2007-08 & 2008-09 (2 times)

2007-08	2008-09 (1)	2008-09 (2)
Oct. 23, 2007 vs. Atlanta - L 4-5	Oct. 13, 2008 vs. St. Louis - L 4-5	Jan. 21, 2009 vs. Boston - L 3-4
Nov. 10, 2007 vs. NY Rangers - L 2-3	Oct. 17, 2008 at NY Rangers - L 0-1	Feb. 19, 2009 vs. Columbus - L 3-4
Nov. 27, 2007 vs. Montreal - L 3-4	Oct. 21, 2008 vs. Anaheim - L 2-3	Feb. 21, 2009 vs. Vancouver - L 2-3

Longest LOSSES streak in consecutive *home* games that go to a shootout

3 games - 2007-08 & 2008-09

2007-08	2008-09
Oct. 23, 2007 vs. Atlanta - L - 4-5	Jan. 21, 2009 vs. Boston - L 3-4
Nov. 10, 2007 vs. NY Rangers - L - 2-3	Feb. 19, 2009 vs. Columbus - L 3-4
Nov. 27, 2007 vs. Montreal - L - 3-4	Feb. 21, 2009 vs. Vancouver - L 2-3

Longest LOSSES streak in consecutive *road* games that go to a shootout

5 games - 2005-06

Oct. 10, 2005 at Ottawa - L 5-6
 Nov. 25, 2005 at Carolina - L 3-4
 Jan. 31, 2006 at Tampa Bay - L 2-3
 Mar. 10, 2006 at NY Islanders - L 1-2
 Apr. 6, 2006 at Boston - L 2-3

CONSECUTIVE GAMES DETERMINED BY A SHOOTOUT

Longest streak of consecutive games determined by a shootout

3 games - 2006-07

Oct. 7, 2006 vs. Montreal - L 2-3
 Oct. 9, 2006 vs. Florida - W 2-1
 Oct. 12, 2006 at New Jersey - L 6-7

Longest streak of consecutive *home* games determined by a shootout

3 games - 2008-09

Feb. 19, 2009 vs. Columbus - L 3-4
 Feb. 21, 2009 vs. Vancouver - L 2-3
 Feb. 25, 2009 vs. NY Rangers - W 2-1

Longest streak of consecutive *road* games determined by a shootout

2 games - 2009-10

Mar. 4, 2010 at Boston - L 2-3
 Mar. 6, 2010 at Ottawa - W 2-1

GAME-BY-GAME OVERTIME RESULTS

YEAR-BY-YEAR OVERTIME RECORDS:

1983-84: 1-3-9	1991-92: 4-0-7	1998-99: 6-1-7	2005-06: 10-8**
1984-85: 5-2-8	1992-93: 1-1-11	1999-00: 7-3-7	2006-07: 8-11**
1985-86: 4-6-7	1993-94: 4-1-12	2000-01: 3-5-11	2007-08: 8-11**
1986-87: 3-4-6	1994-95: 0-0-8	2001-02: 3-4-10	2008-09: 10-13**
1988-89: 1-4-6	1995-96: 4-2-12	2002-03: 7-3-7	2009-10: 9-14**
1989-90: 3-4-4	1996-97: 1-1-8	2003-04: 4-3-10	2010-11: 7-11**
1990-91: 4-2-11	1997-98: 1-0-9	2004-05: 0-0-0*	

*Did not play due to work stoppage

ALL-TIME OVERTIME RECORD:

OVERALL: 119-119-180 HOME: 64W, 56L ROAD: 55W, 63L

**Records include shootout, which was implemented in 2005-06

ALL-TIME RECORD FOR GAMES DECIDED IN OVERTIME:

SEASON	DATE	OPPONENT	RESULT	GWG	GOALTENDERS
1983-84	Nov. 26, 1983	vs. MIN	L-7-6	Broten	Palmateer/Beaupre
	Jan. 12, 1984	@ MIN	L-5-4	McCarthy	Bester/ Meloche
	Mar. 10, 1984	vs. DET	W-4-3	Gavin	Bester/ Micallef
	Mar. 12, 1984	vs. WPG	L-8-7	MacLean	Bester/ Soetaert
1984-85	Oct. 11, 1984	@ MIN	W-1-0	Frycer	Bester/ Beaupre
	Oct. 13, 1984	vs. BUF	W-4-3	Benning	Wregget/ Barrasso
	Oct. 31, 1984	@ StL	L-6-5	Sutter	Wregget/ Liut
	Feb. 10, 1985	vs. MTL	W-3-2	Vaive	Bernhardt/ Penny
	Feb. 17, 1985	@ HFD	W-5-4	Daoust	Wregget/ Weeks
	Feb. 25, 1985	vs. CHI	L-5-4	D. Wilson	Bernhardt/ Bannerman
Mar. 18, 1985	vs. StL	W-4-3	Anderson	Bernhardt/ Wamsley	
1985-86	Oct. 16, 1985	vs. WSH	L-6-5	Duchesne	Bernhardt/ Jensen
	Nov. 12, 1985	@ StL	L-4-3	Mullen	Bernhardt/ Wamsley
	Nov. 30, 1985	vs. BUF	W-3-2	Thomas	Edwards/ Puppa
	Jan. 25, 1986	@ MTL	L-3-2	Smith	Bernhardt/ Roy
	Feb. 6, 1986	@ MIN	L-8-7	Rouse	Edwards/ Beaupre
	Feb. 8, 1986	vs. StL	W-3-2	Courtnall	Wregget/ Wamsley
	Feb. 13, 1986	@ CHI	L-5-4	Fraser	Wregget/ Sauve
	Feb. 20, 1986	@ CGY	W-7-6	Fergus	Wregget/ Lemelin
	Mar. 15, 1986	vs. PHI	L-6-5	Crossman	Edwards/ Froese
	Mar. 30, 1986	@ CHI	W-5-4	Frycer	Wregget/ Sauve
1986-87	Dec. 13, 1986	vs. PIT	W-3-2	Thomas	Bester/ Romano
	Dec. 17, 1986	@ NJ	L-3-2	Sulliman	Wregget/ Chevrier
	Dec. 19, 1986	vs. MIN	L-6-5	Broten	Wregget/ Takko
	Dec. 20, 1986	vs. BUF	W-5-4	Thomas	Bester/ Cloutier
	Dec. 23, 1986	@ MIN	W-4-3	Vaive	Wregget/ Takko
	Jan. 26, 1987	vs. CGY	L-6-5	Patterson	Bester/ Lemelin
	Mar. 9, 1987	@ StL	L-3-2	Paslawski	Wregget/ Wamsley
	1987-88	Dec. 1, 1987	@ MIN	L-3-2	Bellows
Dec. 7, 1987		vs. DET	W-5-4	Courtnall	Bester/ Hanlon
Mar. 26, 1988		@ StL	L-3-2	Paslawski	Wregget/ Millen
1988-89		Jan. 25, 1989	vs. BOS	L-2-1	Brickley
	Feb. 22, 1989	@ CGY	W-4-3	Leeman	Reese/ Wamsley
	Feb. 23, 1989	@ VAN	L-2-1	Sandlak	Bester/ McLean
	Apr. 1, 1989	@ StL	L-4-3	G. Cavallini	Bester/ Millen (EN)
	Apr. 2, 1989	@ CHI	L-4-3	Murray	Bester/ Chevier
1989-90	Oct. 27, 1989	@ BUF	L-6-5	Turgeon	Laforest/ Malarchuk
	Nov. 18, 1989	@ MTL	L-4-3	Naslund	Bester/ Roy
	Nov. 29, 1989	@ VAN	W-3-2	Dampousse	Leforest/ McLean
	Dec. 30, 1989	@ BOS	W-7-6	Clark	Bester/ Moog
	Mar. 2, 1990	@ DET	L-3-2	Yzerman	Reese/ Chevaldae
	Mar. 17, 1990	vs. WPG	L-5-4	Taglianetti	Laforest/ Essensa
	Mar. 24, 1990	@ QUE	W-4-3	Osborne	Reese/ Tugnutt

GAME-BY-GAME OVERTIME RESULTS

1990-91	Nov. 27, 1990	@ StL	W-4-3	Clark	Ing/ Joseph	
	Dec. 6, 1990	@ MIN	W-2-1	Ramage	Ing/ Casey	
	Jan. 17, 1991	vs. PIT	L-6-5	Young	Ing/ Barasso	
	Feb. 4, 1991	vs. StL	W-6-5	Hannan	Ing/ Joseph	
	Feb. 25, 1991	@ DET	L-5-4	Racine	Reese/ Chevaldae	
Mar. 16, 1991	vs. MIN	W-4-3	Petit	Ing/ Hayward		
1991-92	Jan. 6, 1992	vs. StL	W-3-2	Ellett	Fuhr/ Joseph	
	Feb. 5, 1992	vs. MIN	W-3-2	Clark	Fuhr/ Casey	
	Feb. 29, 1992	vs. CHI	W-6-5	Clark	Fuhr/ Belfour	
1992-93	Mar. 17, 1992	vs. QUE	W-4-3	Anderson	Fuhr/ Fiset	
	Nov. 26, 1992	vs. QUE	L-5-4	Nolan	Potvin/ Hextall	
	Apr. 13, 1993	vs. StL	W-2-1	Zezel	Potvin/ Joseph	
	Oct. 21, 1993	@ FLA	W-4-3	Pearson	Rhodes/ Vanbsbrk.	
	Jan. 13, 1994	vs. DAL	W-4-3	Anderson	Potvin/ Wakaluk	
1993-94	Feb. 15, 1994	vs. DET	W-5-4	Clark	Potvin/ Chevaldae	
	Mar. 4, 1994	@ DET	W-6-5	Clark	Potvin/ Osgood	
	Mar. 28, 1994	@ VAN	L-3-2	Craven	Potvin/ Whitmore	
1994-95	No Overtime Scoring					
1995-96	Oct. 20, 1995	vs. CGY	W-4-3	Craig	Potvin/ Tabaracci	
	Nov. 16, 1995	@ TB	W-5-4	Hogue	Potvin/ Puppa	
	Dec. 17, 1995	@ ANA	W-3-2	AndreYchuk	Rhodes/ Shtalenkov	
	Dec. 30, 1995	@ StL	W-4-3	Sundin	Potvin/ Fuhr	
	Feb. 21, 1996	vs. TB	L-3-2	Bellows	Potvin/ Puppa	
	Mar. 20, 1996	vs. DET	L-4-3	McCarty	Beaupre/ Osgood	
1996-97	Jan. 7, 1997	@ CGY	L-4-3	Gagner	Potvin/ Kidd	
	Jan. 24, 1997	@ CHI	W-2-1	Muller	Potvin/ Hackett	
1997-98	Mar. 28, 1998		vs. NYI	W-4-3	Cote	Potvin/ Salo
	1998-99	Nov. 28, 1998	vs. OTT	W-3-2	D. King	Joseph/ Dafeo
Dec. 5, 1998		@ MTL	W-4-3	Kaberle	Joseph/ Hackett	
Jan. 4, 1999		vs. TB	W-5-4	Modin	Joseph/ Ranford	
Feb. 17, 1999		@ BUF	W-3-2	Sundin	Healy/ Hasek	
Feb. 20, 1999		vs. MTL	W-3-2	Thomas	Joseph/ Hackett	
1999-00	Mar. 8, 1999	@ NYR	L-3-2	Nedved	Healy/ Richter	
	Apr. 14, 1999	vs. NYI	W-3-2	Berard	Joseph/ Potvin	
	Nov. 11, 1999	@ BOS	L-4-3	Axelsson	Joseph/ Dafeo	
	Nov. 20, 1999	vs. NYR	W-4-3	Korolev	Joseph/ Richter	
2000-01	Nov. 26, 1999	@ PHI	L-3-2	Recchi	Healy/ Boucher	
	Dec. 4, 1999	vs. PIT	W-3-2	Sundin	Joseph/ Barrasso	
	Dec. 6, 1999	vs. BUF	W-3-2	Thomas	Joseph/ Roloson	
	Jan. 5, 2000	@ NYR	L-3-2	Graves	Joseph/ Richter	
	Jan. 14, 2000	@ EDM	W-3-2	Sundin	Joseph/ Salo	
	Jan. 17, 2000	@ VAN	W-5-4	Thomas	Joseph/ Potvin	
	Mar. 6, 2000	@ VAN	W-6-5	Sundin	Healy/ Snow	
	Mar. 16, 2000	@ DET	W-4-3	Sundin	Joseph/ Osgood	
	Oct. 28, 2000	@ BOS	W-2-1	Sundin	Joseph/ Raycroft	
	Nov. 15, 2000	vs. PHI	L-2-1	Recchi	Joseph/ Cechmanek	
	Nov. 29, 2000	vs. StL	L-6-5	Hecht	Joseph/ Johnson	
Dec. 16, 2000	vs. CGY	L-6-5	Bure	Joseph/ Vernon		
Jan. 18, 2001	@ NYR	L-2-1	Leetch	Joseph/ Richter		
Jan. 25, 2001	@ ATL	W-2-1	McCabe	Healy/ Hnilicka		
Mar. 1, 2001	@ WSH	W-3-2	Roberts	Joseph/ Kolzig		
Mar. 3, 2001	vs. OTT	L-3-2	Yashin	Joseph/ Lalime		
2001-02	Oct. 25, 2001	@ BOS	L-2-1	Thornton	Schwab/ Dafeo	
	Nov. 9, 2001	@ NJ	L-3-2	Elias	Joseph/ Brodeur	
	Nov. 17, 2001	@ OTT	L-2-1	Rachunek	Joseph/ Lalime	
	Dec. 13, 2001	@ StL	W-4-3	Sundin	Joseph/ Johnson	
	Jan. 17, 2002	@ NSH	L-3-2	Johnson	Schwab/ Dunham	
	Mar. 19, 2002	vs. NYI	W-3-2	Cross	Schwab/ Osgood	
	Apr. 1, 2002	@ DET	W-5-4	Sundin	Schwab/ Legace	

GAME-BY-GAME OVERTIME RESULTS

2002-03	Nov. 12, 2002	vs. LA	W-4-3	Sundin	Belfour/ Storr
	Dec. 3, 2002	vs. TB	W-4-3	Pilar	Belfour/ Khabibulin
	Dec. 28, 2002	@ EDM	L-3-2	Marchant	Belfour/ Salo
	Jan. 18, 2003	@ MTL	W-3-2	Antropov	Tellqvist/ Theodore
	Feb. 6, 2003	@ TB	W-3-2	Antropov	Kidd/ Khabibulin
	Mar. 13, 2003	@ CGY	L-4-3	Clark	Kidd/ Turek
	Mar. 20, 2003	@ CLB	L-4-3	Wright	Kidd/ Denis
	Mar. 22, 2003	vs. BUF	W-3-2	McCabe	Belfour/ Norenien
	Mar. 29, 2003	vs. WSH	W-4-3	Sundin	Belfour/ Charpentier
	Apr. 1, 2003	@ NJ	W-3-2	Kaberle	Belfour/ Brodeur
2003-04	Oct. 27, 2003	vs. ATL	L-2-3	Savard	Belfour/ Nurminen
	Nov. 18, 2003	@ CGY	L-2-3	Lydman	Belfour/ McLennan
	Dec. 9, 2003	vs. StL	L-2-3	Pronger	Belfour/ Osgood
	Dec. 26, 2003	@ NYR	W-6-5	Sundin	Belfour/ Markannen
	Feb. 5, 2004	@ OTT	W-5-4	Nolan	Kidd/Lalime
	Feb. 19, 2004	@ CAR	W-2-1	Tucker	Tellqvist/ Weekes
	Mar. 15, 2004	@ BUF	W-6-5	Kaberle	Kidd/ Biron
2004-05	Did not play due to work stoppage				
2005-06	Oct. 20, 2005	vs. CAR	W 5-4	KLEE	Belfour / Ward
	Nov. 12, 2005	@ MTL	W 5-4	O'NEILL	Belfour / Theodore
	Nov. 26, 2005	vs. MTL	W 4-3	SUNDIN	Belfour / Theodore
	Dec. 27, 2005	@ PIT	W 3-2	KABERLE	Tellqvist / Fleury
	Jan. 2, 2006	vs. PIT	W 3-2	MCCABE	Belfour / Thibault
	Jan. 28, 2006	vs. MTL	L 3-4	Koivu	Tellqvist / Theodore
	Apr. 11, 2006	vs. FLA	W 6-5	KABERLE	Aubin / McLennan
	Apr. 13, 2006	@ NYI	W 4-3	STAJAN	Aubin / Snow
	*Eric Lindros, Mats Sundin and Darcy Tucker each earned shootout game-deciding shootout goals in 2005-06.				
2006-07	Oct. 14, 2006	vs. CGY	W-5-4	SUNDIN	Raycroft/ Kiprusoff
	Oct. 28, 2006	@ MTL	W-5-4	WELLWOOD	Aubin/ Aebischer
	Nov. 16, 2006	@ BOS	L-1-2	Bergeron	Aubin/ Thomas
	Dec. 30, 2006	vs. OTT	L-2-3	Phillips	Raycroft/ Emery
	Feb. 10, 2007	vs. PIT	L-5-6	Staal	Raycroft/ Fleury
	Mar. 10, 2007	vs. OTT	W-4-3	TUCKER	Raycroft/ Emery
	Mar. 29, 2007	@ ATL	L-2-3	Kozlov	Raycroft/ Hedberg
	Mar. 31, 2007	vs. PIT	W-5-4	KABERLE	Raycroft/ Thibault, Fleury
	Apr. 3, 2007	vs. PHI	W-3-2	MCCABE	Raycroft/ Biron
	*Mats Sundin, John Pohl and Jeff O'Neill each earned shootout game-deciding shootout goals in 2006-07.				
2007-08	Oct. 3, 2007	vs. OTT	3-4 L	Heatley	Raycroft/ Gerber
	Oct. 6, 2007	vs. MTL	4-3 W	KABERLE	Toskala/ Huet
	Oct. 15, 2007	at BUF	4-5 L	Gaustad	Raycroft/ Thibault
	Nov. 13, 2007	vs. MTL	3-4 L	Komisarek	Raycroft/ Price
	Dec. 18, 2007	@ CAR	2-3 L	Walker	Toskala/ Graham
	Dec. 22, 2007	@ FLA	2-1 W	KUBINA	Toskala/ Vokoun
	Dec. 26, 2007	@ NYI	3-4 L	Comrie	Raycroft/DiPietro,Dubielewicz(W)
	Jan. 31, 2008	@ CAR	2-3 L	Brind'Amour	Toskala/ Ward
	Feb. 9, 2008	vs. DET	3-2 W	ANTROPOV	Toskala/ Hasek
	Feb. 16, 2008	vs. BOS	4-3 W	TUCKER	Toskala/ Thomas
	Feb. 29, 2008	@ TB	2-3 L	Boyle	Toskala/ Smith
	Mar. 11, 2008	vs. PHI	4-3 W	KUBINA	Toskala/ Biron
	*Mats Sundin (2) and Tomas Kaberle each scored game-deciding shootout goals in 2007-08.				
2008-09	Nov. 4, 2008	vs. CAR	4-5 L	Wallin	Toskala/ Ward
	Nov. 22, 2008	vs. CHI	4-5 L	Bolland	Toskala/ Khabibulin
	Dec. 30, 2008	vs. ATL	4-3 W	KUBINA	Joseph/ Hedberg
	Jan. 16, 2009	@ ATL	3-4 L	Peverley	Toskala/ Lehtonen
	Feb. 3, 2009	vs. FLA	3-4 L	McCabe	Toskala/ Anderson
	Feb. 10, 2009	@ FLA	4-5 L	Zednik	Toskala/ Vokoun
	Feb. 22, 2009	@ NYR	3-2 W	HAGMAN	Toskala/ Lundqvist
	Feb. 28, 2009	@ OTT	4-3 W	KUBINA	Joseph/ Elliott
	Mar. 3, 2009	vs. NJD	2-3 L	Oduya	Toskala/ Brodeur
	Mar. 10, 2009	vs. NYI	3-2 W	GRABOVSKI	Gerber/ MacDonald
	*Niklas Hagman, Jason Blake, Nikolai Kulemin, Tim Stapleton, John Mitchell and Jeff Hamilton each scored game-deciding shootout goals in 2008-09.				

GAME-BY-GAME OVERTIME RESULTS

2009-10:	Oct. 1, 2009	vs. MTL	3-4 L	Gorges	Toskala/Price
	Oct. 28, 2009	@ DAL	3-4 L	Neal	Gustavsson/Turco
	Oct. 30, 2009	@ BUF	2-3 L	Connolly	Gustavsson/Miller
	Nov. 3, 2009	TBL	1-2 L	Malone	Gustavsson/Niittymaki
	Nov. 23, 2009	NYI	3-4 L	Bailey	Toskala,Gustavsson(OTL)/Rosolon
	Dec. 21, 2009	BUF	2-3 L	Roy	Gustavsson/Miller
	Dec. 26, 2009	@ MTL	2-3 L	A. Kostitsyn	Gustavsson/Halaka
	Jan. 21, 2010	@ TBL	2-3 L	St. Louis	Gustavsson/Niittymaki
	Jan. 29, 2010	@ NJD	4-5 L	Zajac	Gustavsson,Toskala(OTL)/Brodeur
	Mar. 9, 2010	BOS	4-3 W	KULEMIN	Gustavsson/Thomas
	Mar. 11, 2010	TBL	4-3 W	KESSEL	Giguere/Smith
	Mar. 25, 2010	@ ATL	2-1 W	GRABOVSKI	Gustavsson/Pavelec
	Mar. 27, 2010	NYR	3-2 W	KULEMIN	Gustavsson/Lundqvist
	Apr. 3, 2010	BOS	1-2 L	Satan	Gustavsson/Rask
	Apr. 10, 2010	MTL	4-3 W	PHANEUF	Giguere/Halaka
	**Phil Kessel (2), Nikolai Kulemin and John Mitchell each scored game-deciding shootout goals in 2009-10.				
2010-11:	Oct. 15, 2010	@ NYR	4-3 W	KESSEL	Giguere/Lundqvist
	Oct. 18, 2010	NYI	1-2 L	Tavares	Giguere/Roloson
	Nov. 30, 2010	TBL	3-4 L	Gagne	Gustavsson/Ellis
	Feb. 10, 2011	NJD	1-2 L	Kovalchuk	Reimer/Hedberg
	Feb. 27, 2011	@ ATL	2-3 L	Hainsey	Reimer,Giguere(OT)/Mason
	Mar. 2, 2011	PIT	3-2 W	GRABOVSKI	Reimer/Fleury
	Mar. 8, 2011	@ NYI	3-4 L	Comeau	Reimer/Montoya
	**Colby Armstrong, Tyler Bozak, Mikhail Grabovski, Phil Kessel and Nazem Kadri each scored game-deciding shootout goals in 2010-11.				



Mikhail Grabovski

WINS WITH 10 OR MORE GOALS

DATE	SCORE	OPPONENT
December 22, 1917	11-4	vs. Ottawa Senators
January 21, 1919	11-3	vs. Montreal Canadiens
March 6, 1920	11-2	vs. Quebec Bulldogs
March 13, 1920	11-4	vs. Montreal Canadiens
January 26, 1921	10-3	vs. Hamilton Tigers
February 5, 1921	10-6	vs. Montreal Canadiens
December 22, 1924	10-1	at Boston Bruins
January 19, 1932	11-3	vs. New York Americans
March 19, 1932	11-3	vs. Chicago Blackhawks
March 5, 1935	10-3	at Montreal Canadiens
December 4, 1943	11-4	vs. New York Rangers
January 8, 1944	12-3	vs. Boston Bruins
February 19, 1944	10-4	vs. Boston Bruins
March 18, 1944	10-2	vs. Boston Bruins
October 29, 1944	11-5	at Chicago Blackhawks
March 17, 1946	11-7	at Detroit Red Wings
November 30, 1946	11-0	vs. Chicago Blackhawks
January 8, 1947	10-4	vs. Chicago Blackhawks
March 8, 1947	12-4	vs. Chicago Blackhawks
December 6, 1947	12-5	vs. Chicago Blackhawks
March 16, 1957	14-1	vs. New York Rangers
December 5, 1964	10-2	vs. Detroit Red Wings
March 21, 1965	10-1	at New York Rangers
January 2, 1971	13-0	vs. Detroit Red Wings
November 25, 1972	11-0	vs. California Golden Seals
February 7, 1976	11-4	vs. Boston Bruins
February 12, 1977	10-0	vs. Washington Capitals
February 20, 1977	10-8	at Chicago Blackhawks
October 14, 1978	10-7	vs. New York Islanders
October 15, 1983	10-8	vs. Chicago Blackhawks
December 4, 1985	10-7	vs. New Jersey Devils
January 8, 1986	11-9	vs. Edmonton Oilers
February 17, 1989	10-6	at New York Rangers
November 12, 1998	10-3	at Chicago Blackhawks
January 4, 2007	10-2	at Boston Bruins

LARGEST MARGINS OF DEFEAT (SINCE 1981)

DATE	SCORE	OPPONENT	DATE	SCORE	OPPONENT
March 19, 1981	14-4	at Buffalo Sabres	October 11, 1989	7-1	vs. Buffalo Sabres
December 11, 1981	11-2	at Washington Capitals	November 24, 1989	6-0	at Boston Bruins
January 15, 1982	8-2	at Buffalo Sabres	February 22, 1990	12-2	at Calgary Flames
January 25, 1982	9-2	vs. Minnesota North Stars	March 14, 1990	8-2	vs. New York Rangers
February 7, 1982	8-2	at Calgary Flames	October 4, 1990	7-1	at Winnipeg Jets
March 4, 1982	10-1	at New York Islanders	October 10, 1990	8-3	vs. St. Louis Blues
March 13, 1982	10-2	vs. Winnipeg Jets	November 16, 1990	7-1	vs. Philadelphia Flyers
March 20, 1982	7-0	at Winnipeg Jets	January 10, 1991	7-2	at Chicago Blackhawks
April 4, 1982	7-1	at Philadelphia Flyers	January 14, 1991	9-3	vs. Buffalo Sabres
October 19, 1983	8-1	vs. Quebec Nordiques	February 21, 1991	11-4	at Pittsburgh Penguins
November 4, 1983	8-2	at Winnipeg Jets	November 9, 1991	6-1	vs. Calgary Flames
December 23, 1983	9-2	at Detroit Red Wings	November 12, 1991	7-0	at Minnesota North Stars
January 28, 1984	8-0	vs. Washington Capitals	December 26, 1991	12-1	at Pittsburgh Penguins
February 5, 1984	7-0	at Philadelphia Flyers	February 18, 1992	7-1	at Pittsburgh Penguins
February 18, 1984	8-2	vs. Hartford Whalers	October 30, 1992	7-1	at Detroit Red Wings
October 20, 1984	12-3	vs. Quebec Nordiques	December 1, 1992	8-3	at New Jersey Devils
November 3, 1984	7-0	at Los Angeles Kings	December 6, 1992	6-0	at New York Rangers
November 21, 1984	7-1	at Minnesota North Stars	May 3, 1995	6-1	at Anaheim Mighty Ducks
November 27, 1984	7-1	vs. Edmonton Oilers	October 7, 1995	8-3	at Pittsburgh Penguins
December 26, 1984	6-0	at Buffalo Sabres	October 24, 1995	6-1	at Florida Panthers
February 19, 1985	9-4	vs. Edmonton Oilers	October 17, 1996	6-1	at St. Louis Blues
March 30, 1985	9-3	vs. Detroit Red Wings	November 15, 1997	5-0	at Pittsburgh Penguins
November 3, 1985	7-1	at Edmonton Oilers	December 27, 1997	8-1	vs. Detroit Red Wings
November 27, 1985	7-1	at Pittsburgh Penguins	January 28, 1999	6-0	at Pittsburgh Penguins
January 15, 1986	10-1	at St. Louis Blues	January 1, 2000	8-1	at Buffalo Sabres
January 28, 1986	9-2	at New York Islanders	December 27, 2000	5-0	at Pittsburgh Penguins
April 5, 1986	7-1	at Hartford Whalers	January 25, 2002	6-1	at Vancouver Canucks
October 22, 1986	7-1	vs. Quebec Nordiques	February 27, 2003	7-2	at Detroit Red Wings
December 12, 1986	8-3	at Pittsburgh Penguins	November 1, 2003	7-1	vs. Philadelphia Flyers
October 21, 1987	10-3	at Montreal Canadiens	January 8, 2004	7-1	vs. Ottawa Senators
February 18, 1987	9-2	at Edmonton Oilers	March 23, 2004	7-2	vs. Tampa Bay Lightning
February 20, 1987	7-2	at Calgary Flames	October 29, 2005	8-0	vs. Ottawa Senators
March 13, 1987	10-2	at Washington Capitals	December 17, 2005	8-2	at Ottawa Senators
March 21, 1987	9-4	at Montreal Canadiens	January 21, 2006	7-0	at Ottawa Senators
January 25, 1988	11-3	vs. Calgary Flames	April 16, 2006	6-0	at Buffalo Sabres
March 5, 1988	10-1	vs. Winnipeg Jets	October 26, 2006	7-2	at Ottawa Senators
March 24, 1988	7-1	at Calgary Flames	November 30, 2006	5-0	at Atlanta Thrashers
November 19, 1988	9-1	at Edmonton Oilers	January 13, 2007	6-1	vs. Vancouver Canucks
December 1, 1988	9-3	at Los Angeles Kings	January 20, 2007	8-2	at Pittsburgh Penguins
December 14, 1988	8-2	vs. Edmonton Oilers	February 27, 2007	6-1	vs. Buffalo Sabres
December 17, 1988	7-1	vs. Philadelphia Flyers	October 9, 2007	7-1	vs. Carolina Hurricanes
January 27, 1989	8-1	at Detroit Red Wings	October 29, 2007	7-1	vs. Washington Capitals
January 30, 1989	7-1	at Chicago Blackhawks	February 5, 2008	8-0	vs. Florida Panthers
February 13, 1989	8-1	at New Jersey Devils	April 3, 2008	8-2	vs. Ottawa Senators
March 18, 1989	10-2	vs. Winnipeg Jets	December 23, 2008	8-2	vs. Dallas Stars
			January 19, 2011	7-0	at New York Rangers

TEAM STREAKS & RECORDS FOR TORONTO FRANCHISE

Table with columns: Season, Highest Margins, Most Goals, 1 Game, Record, Hat Tricks, Overall Team Streaks, Home Team Streaks, Road Team Streaks. Rows list seasons from 2010-11 to 1962/63.

*Did not play due to work stoppage

TEAM STREAKS & RECORDS FOR TORONTO FRANCHISE

Table with columns: Season, Highest Margins, Most Goals, 1 Game, Record, Hat Tricks, Overall Team Streaks, Home Team Streaks, Road Team Streaks. Rows list seasons from 1961/62 to 1917/18.

Numbers in parentheses indicate the number of times the yearly high was reached that season. Team records are shown as white on black based only on Maple Leaf franchise (since 1927/28).

Toronto Arenas (1917-1919)
Toronto St. Patricks (1919-1927)

POSTPONED GAMES SINCE 1951-52/ NEW YEAR'S DAY RECORD

LEAFS POSTPONED GAMES SINCE 1951-52

SEASON	ORIGINAL DATE	TEAMS	NEW DATE	REASON
1951-52	Feb. 6	NY Rangers @ Toronto	Feb. 19	Death of King George VI
1971-72	Oct. 13	Detroit @ Toronto	Nov. 1	Death of Stafford Smythe
1974-75	Dec. 1	Toronto @ Detroit	Feb. 9	Weather
1976-77	Feb. 7	Toronto @ Buffalo	Feb. 14	Weather
1978-79	Jan. 14	Toronto @ Chicago	Feb. 12	Weather
1981-82	Dec. 6	Toronto @ Boston	Jan. 6	Weather

LEAFS NEW YEAR'S DAY RECORD

Year	Opponent	Score
1926	vs. Ottawa Senators	3-0 W
1927	vs. Montreal Maroons	0-3 L
1929	vs. New York Rangers	2-3 L
1930	vs. Montreal Maroons	5-3 W
1931	vs. New York Americans	2-0 W
1933	at Detroit Red Wings	2-2 T
1934	at Chicago Blackhawks	2-1 W
1935	vs. Detroit Red Wings	0-1 L
1938	vs. Montreal Canadiens	6-4 W
1939	at New York Americans	1-5 L
1942	at New York Rangers	3-3 T
1944	at Boston Bruins	5-2 W
1946	at Chicago Blackhawks	1-3 L
1947	vs. Detroit Red Wings	2-1 W
1948	vs. Montreal Canadiens	2-1 W
1949	vs. Montreal Canadiens	5-3 W
1950	at Detroit Red Wings	0-5 L
1953	at Boston Bruins	1-5 L
1955	vs. Chicago Blackhawks	2-2 T
1961	at New York Rangers	4-1 W
1963	at Boston Bruins	0-3 L
1965	at Boston Bruins	0-3 L
1966	vs. Boston Bruins	6-3 W
1967	at New York Rangers	2-1 W
1969	vs. Oakland Seals	7-3 W
1972	vs. Montreal Canadiens	5-2 W
1975	vs. California Golden Seals	3-3 T
1976	vs. California Golden Seals	5-1 W
1977	vs. Washington Capitals	3-1 W
1983	vs. Hartford Whalers	7-5 W
1986	vs. Montreal Canadiens	3-2 W
1989	at Chicago Blackhawks	3-3 T
1994	vs. Los Angeles Kings	4-7 L
1996	at Dallas Stars	1-0 W
1998	at Chicago Blackhawks	3-3 T
2000	at Buffalo Sabres	1-8 L
2004	at Boston Bruins	2-3 L
2007	vs. Boston Bruins	5-1 W
2008	vs. Tampa Bay Lightning	4-3 W (SO)
2009	vs. Buffalo Sabres	1-4 L
2011	at Ottawa Senators	5-1 W

All-Time Record: 22-13-6
Home Record: 16-5-2
Road Record: 6-8-4

ALL-TIME PLAYER TRANSACTIONS

1926-27 Season Through 2010

Acquired:

1926	Harold Henderson from Detroit for Pete Bellefeuille (Dec.)
1928	Lorne Chabot and Alex Gray from NY Rangers for Butch Keeling and John Roach
1928	Eddie Rodden from Chicago for Bert McCaffery to Pittsburgh; (Ty Arbour from Pittsburgh to Chicago) (Dec.)

1930s

Acquired:

1930	Frank Nighbor from Ottawa for Dan Cox (Jan.)
1930	King Clancy from Ottawa for Art Smith, Eric Pettinger and \$35,000 (Oct. 10)
1933	George Hainsworth from Montreal for Lorne Chabot
1938	Doc Rommes from Chicago for Bill Thoms (Dec.)
1939	David "Sweeney" Schriener from NY Americans for Murray Armstrong, Buzz Boll, Harvey "Busher" Jackson and Doc Rommes

1940s

Acquired:

1942	Babe Pratt from NY Rangers for Dudley Ganett and Hank Goldup
1943	Ted Kennedy from Montreal for rights to Frankie Eddolls (Feb. 28)
1946	Harry Watson from Detroit for Billy Taylor
1947	Max Bentley and Cy Thomas from Chicago for Gus Bodnar, Ernie Dickens, Bob Goldham, Bud Poile and Gaye Stewart (Nov. 2)
1948	Cal Gardner and Bill Juzda from NY Rangers for Wally Stanowski and Rene Trudel

1950s

Acquired:

1950	Leo Boivin , Fern Flaman , Phil Maloney and Ken Smith from Boston for Bill Ezinicki and Vic Lynn (Nov. 16)
1952	Jim Morrison from Boston for Fleming MacKell (Jan. 9)
1952	Harry Lumley from Chicago for Cal Gardner, Roy Hannigan, Gus Mortson and Al Rollins (Sept. 11)
1953	Max Bentley purchased from Toronto by NY Rangers
1954	Dave Creighton from Boston for Fern Flaman (Jul. 20)
1954	Jack Price from Chicago for Ray Timgren (Oct. 4)
1954	Joe Klukay from Boston for Leo Boivin (Nov. 9)
1958	Allan Stanley from Boston for Jim Morrison (Oct. 8)
1959	Frank Roggeveen and Johnny Wilson from Detroit for Barry Cullen (Jun. 9)

1960s

Acquired:

1960	Red Kelly from Detroit for Marc Reaume (Feb. 10)
1960	Stan Smrke from Montreal for Al MacNeil (Jun.)
1960	Eddie Shack from NY Rangers for Pat Hannigan and Johnny Wilson (Nov.)
1961	Don Simmons from Boston for Ed Chadwick (Jan. 31)
1962	Kent Douglas from Springfield (AHL) for Jim Wilcox, Roger Cote, Wally Boyer, Bill White and Don Mattussi (Jun.)
1964	Andy Bathgate and Don McKenney from NY Rangers for Arnie Brown, Bill Collins, Dick Duff, Bob Nevin and Rod Selling (Feb. 22)

1964	Terry Sawchuk claimed from Detroit (Jun. 10)
1964	Ed Ehrenverth and Duane Rupp from NY Rangers for Lou Angotti and Ed Lawson (Jun. 25)
1965	Aut Erickson , Larry Jeffrey , Ed Joyal , Lowell MacDonald and Marcel Pronovost from Detroit for Andy Bathgate, Bill Harris and Gary Janet (May 20)
1965	Andy Heberton , Orland Kurtenbach and Pat Stapleton from Boston for Ron Stewart (Jun. 8)
1965	Bruce Gamble , from Springfield (AHL) for Larry Johnston and Bill Smith (Sept.)
1967	Murray Oliver and cash from Boston for Eddie Shack (May 15)
1967	Bryan Hextall and J.P. Parise from Oakland for Gerry Ehman (Oct. 3)
1968	Paul Henderson , Floyd Smith and Norm Ullman from Detroit for Frank Mahovlich, Peter Stelmowski, Gary Unger and the rights to Carl Brewer (Mar. 3)
1968	Pat Quinn purchased from St. Louis (Mar. 25)
1968	Pierre Pilote from Chicago for Jim Pappin (May 23)
1969	Forbes Kennedy and Brit Selby from Philadelphia for Mike Beyers and Gerry Meehan (Mar. 2)
1969	Jim Harrison from Boston for Wayne Carleton (Dec. 10)

1970s

Acquired:

1970	Guy Trottier , Denis Dupere and Jacques Plante from NY Rangers for Tim Horton (Mar. 3)
1970	Brian Conacher and Terry O'Malley from Minnesota for Murray Oliver (May 22)
1970	Garry Monahan and Brian Murphy from Los Angeles for Bob Pulford (Sept 3)
1970	Bob Baun from St. Louis for Brit Selby (Nov. 13)
1971	Bernie Parent and Philadelphia's 2nd Round Draft Choice in the 1971 Amateur Draft (Rick Kehoe) from Philadelphia for Bruce Gamble, Mike Walton and Toronto's 1st Round Choice in 1971 Amateur Draft (Pierre Plante) (Feb. 1)
1972	Pierre Jarry from NY Rangers for Jim Dorey (Feb. 20)
1973	1st Round Draft Choice in draft (Ian Turnbull) and future considerations (Ed Johnston) from Boston for Jacques Plante and Toronto's 1st Round choice in 1973 amateur draft (Doug Gibson) (Mar. 3)
1973	Dunc Wilson from Vancouver for Murray Heatley and Larry McIntyre (May 29)
1973	1st Round Amateur Draft Selection (Bob Neely) and (Doug Favell) from Philadelphia for 2nd Round Selection (Larry Goodenough) and the rights to Bernie Parent (Jul. 27)
1973	Tim Ecclestone from Detroit for Pierre Jarry (Nov. 29)
1974	Bill Flett from Philadelphia for Dave Fortier and Randy Osburn (May 27)
1974	Gary Sabourin from St. Louis for Ed Johnston (May 27)
1974	Blaine Stoughton and future considerations from Pittsburgh for Rick Kehoe (Sept. 13)
1974	Dave Dunn from Vancouver for John Grisdale and Garry Monahan (Oct. 16)
1974	Rod Selling from Washington for Willie Brossart and Tim Ecclestone (Nov. 2)
1975	Wayne Thomas from Montreal for 1st Round Selection in 1976 Amateur Draft (Peter Lee) (Jun. 17)
1975	Stan Weir from California for Gary Sabourin (Jun. 20)
1975	Greg Hubick from Montreal for Doug Jarvis (Jun. 26)

- 1977 **Tracy Pratt** from Colorado for 3rd Round Draft Choice in 1977 Amateur Draft (Randy Pierce) (Mar. 8)
- 1977 2nd Round Draft choice (**Bob Gladney**) from Chicago for the rights to Jim Harrison (Sept. 28)
- 1977 **Jerry Butler** from St. Louis for Inge Hammarstrom (Nov. 1)
- 1978 **Dan Maloney** and 2nd Round Draft Choice in 1980 Entry Draft (**Craig Muni**) from Detroit for Errol Thompson and Toronto's 1st Round Choice (Brent Peterson) and 2nd Round Choice (Al Jensen) in 1978 Amateur Draft and 1st Round Choice in 1980 Entry Draft (Mike Blaisdell) (Mar. 13)
- 1978 **Dave Burrows** from Pittsburgh for Randy Carlyle and George Ferguson (Jun. 14)
- 1978 **Dave Hutchinson** and **Lorne Stamler** from Los Angeles for Scott Garland, Brian Glennie, Kurt Walker, Toronto's 2nd Round Choice in the 1979 Entry Draft (Mark Hardy) (Jun. 14)
- 1978 **Paul Harrison** from Minnesota for 4th Round Choice in 1981 Entry Draft (Terry Tait) (Jun. 14)
- 1978 **Walt McKechnie** from Minnesota for 3rd Round Choice in the 1980 Entry Draft (Randy Velischeck) (Oct. 5)
- 1978 2nd Round Draft Choice (**Gary Yaremchuk**) from Colorado for Jack Valiquette (Oct. 19)
- 1979 **Paul Gardner** from Colorado for Don Ashby and Trevor Johansen (Mar. 13)
- 1979 **Reg Thomas** from Edmonton for 6th Round Draft Choice in 1981 Entry Draft (Steve Smith) (Dec. 13)
- 1979 **Dave Farrish** and **Terry Martin** from Quebec for Reg Thomas (Dec. 13)
- 1979 **Bob Stephenson** from Hartford for Pat Boutette (Dec. 24)
- 1979 **Pat Hickey** and **Walf Paiement** from Colorado Rockies for Lanny McDonald and Joel Quenneville (Dec. 29)

1980s

Acquired:

- 1980 **Pat Ribble** from Chicago for Dave Hutchinson (Jan. 10)
- 1980 **Mike Kaszycki** from Washington for Pat Ribble (Feb. 16)
- 1980 **Bill Derlago** and **Rick Vaive** from Vancouver for Jerry Butler and Dave "Tiger" Williams (Feb. 18)
- 1980 3rd Round Choice in 1980 Entry Draft (**Fred Boimistruck**) from Colorado for Walt McKechnie (Mar. 3)
- 1980 **Dave Shand** and 3rd Round Draft Choice in 1980 Entry Draft (**Torrie Robertson** - Toronto transferred this choice to Washington from Calgary for 2nd Round Draft Choice in 1980 Entry Draft (Kevin LaVallee) (Jun. 10)
- 1980 **Tim Coulis**, **Robert Picard** and 2nd Round Draft Choice in 1980 Entry Draft (**Bob McGill**) from Washington for Mike Palmateer and Toronto's 3rd Round Choice in 1980 Entry Draft (**Torrie Robertson**) (Jun. 11) 1980 **Kim Davis** and **Paul Marshall** from Pittsburgh for Dave Burrows and Paul Gardner (Nov. 18)
- 1980 **Jim Rutherford** from Detroit for Mark Kirton (Dec. 4)
- 1981 **Rene Robert** from Colorado for 3rd Round Choice in 1981 Entry Draft (Ulrich Hiemer) (Jan. 30)
- 1981 **Michel Larocque** from Montreal for Robert Picard (Mar. 10)
- 1981 5th Round Draft Choice in the 1981 Entry Draft (**Barry Brigley**) from Los Angeles for Jim Rutherford (Mar. 10)
- 1981 **Ron Zanussi** and 3rd Round Draft Choice (**Ernie Godden**) from Minnesota for 2nd Round Draft Choice in 1981 Entry Draft (Dave Donnelly) (Mar. 10)

- 1981 **Don Luce** from Los Angeles for Bob Gladney and Toronto's 6th Round Choice in 1983 Entry Draft (Joel Billargeon) (Aug. 10)
- 1981 5th Round Choice in 1982 Entry Draft (**Sylvain Charland**) from NY Rangers for Pat Hickey (Oct. 16)
- 1981 **John Gibson** and **Billy Harris** from Los Angeles for Ian Turnbull (Nov. 11)
- 1982 **Rich Costello**, 2nd Round Choice in 1982 Entry Draft (**Peter Ihnacak**) and future considerations (**Ken Strong**) from Philadelphia for Darryl Sittler (Jan. 20)
- 1982 6th Round Choice in 1982 Entry Draft (**Craig Kales**) from Pittsburgh for Greg Hotham (Feb. 3)
- 1982 **Walt Poddubny** and **Phil Drouillard** from Edmonton for Laurie Boschman (Mar. 8)
- 1982 **Jim Korn** from Detroit for 4th Round Draft Choice in 1982 Entry Draft (CraigCoxe) and 5th Round Choice in 1983 Entry Draft (Joey Kocur) (Mar. 8)
- 1982 **Miroslav Frycer** and 7th Round Draft Choice in 1982 Entry Draft (**Jeff Triano**) from Quebec for Wilf Paiement (Mar. 9)
- 1982 Future Considerations from Hartford for Paul Marshall (Oct. 5)
- 1982 **Greg Terrion** from Los Angeles for 4th Round Draft Choice in 1983 Entry Draft (David Korol - later transferred to Detroit) (Oct. 19)
- 1982 **Dan Daoust** from Montreal for 3rd Round Choice in 1984 Entry Draft (Ken Hodge - later transferred to Minnesota) (Dec. 17)
- 1982 **Gaston Gingras** for 2nd Round Choice in 1986 Entry Draft (Benoit Brunet).
- 1983 **Rick St. Croix** from Philadelphia for Michel Larocque (Jan. 11)
- 1983 **Reid Bailey** from Edmonton for Serge Boisvert (Jan. 15)
- 1983 **Basil McRae** from Quebec for Richard Turmel (Aug. 12)
- 1983 **Pat Graham** and **Nick Ricci** from Pittsburgh for Rocky Saganiuk and Vincent Tremblay (Aug. 15)
- 1983 **Lee Norwood** from Washington for Dave Shand (Oct. 6)
- 1984 **Bill Root** and 2nd Round Choice in 1986 Entry Draft (**Darryl Shannon**) from Montreal for Dom Campedelli (Aug. 21)
- 1985 **Larry Landon** from Montreal for Gaston Gingras (Feb. 14)
- 1985 **Don Edwards** from Calgary for 4th Round Choice in 1987 Entry Draft (Tim Harris) (May 29)
- 1985 **Brad Maxwell** from Quebec for John Anderson (Aug. 21)
- 1985 **Chris Kotsopoulos** from Hartford for Stewart Gavin (Oct. 7)
- 1985 **Tom Fergus** from Boston for Bill Derlago (Oct. 11)
- 1986 **Mike Allison** from NY Rangers for Walt Poddubny (Aug. 18)
- 1986 **Terry Johnson** from Calgary for Jim Korn (Oct. 3)
- 1986 5th Round Draft Choice in 1988 Entry Draft (**Leonard Esau**) from Vancouver for Brad Maxwell (Oct. 3)
- 1986 **Rick Lanz** from Vancouver for Jim Benning and Dan Hodgson (Dec. 2)
- 1987 **Mark Osborne** from NY Rangers for Jeff Jackson and 3rd Round Draft Choice in 1989 Entry Draft (Rob Zamuner) (Mar. 5)
- 1987 **Ed Olczyk** and **Al Secord** from Chicago for Bob McGill, Steve Thomas and Rick Vaive (Sept. 4)
- 1987 **Dave Semenko** from Hartford for Bill Root (Sept. 9)
- 1987 **Dale Degray** from Calgary for future considerations (Oct.)
- 1987 **Sean McKenna** from Los Angeles for Mike Allison (Dec. 14)
- 1988 **Brian Curran** from NY Islanders for 6th Round Choice in 1988 Entry Draft (Pavel Gross) (Mar. 8)

- 1988 **Darren Veitch** from Detroit for Miroslav Frycer (Jun. 10)
- 1988 **Bill Root** from Philadelphia for Mike Stothers (Jun. 21)
- 1988 **John Kordic** from Montreal for Russ Courtnall (Nov. 7)
- 1989 5th Round Draft Choice in 1989 Entry Draft (**Keith Carney**) from Philadelphia for Al Secord (Feb. 7)
- 1989 **Ken Hammond** from Denver Rangers (IHL) (Feb. 18) in return for earlier loan of Chris McRae to Denver (Jan. 30)
- 1989 **Paul Lawless** from Vancouver for Peter Deboer (Feb. 25)
- 1989 1st Round Choice in the 1989 Entry Draft (**Rob Pearson**) from Philadelphia and 1st Round Choice in the 1989 Entry Draft (obtained by Philadelphia from Calgary in trade for Brad McCrimmon, Aug. 26, 1987) (**Steve Bancroft**) from Philadelphia for Ken Wregget (Mar. 6)
- 1989 **Rob Ramage** from Calgary for 2nd Round Draft Pick in 1989 Entry Draft (Kent Mandeville) (Jun. 16)
- 1989 **Lou Franceschetti** from Washington for a 5th Round Draft Pick in the 1990 Entry Draft (Mark Quimet) (Jun. 29)
- 1989 6th Round Choice in the 1991 Entry Draft from Philadelphia for Jiri Latal (Aug. 22)
- 1989 **Mark Laforest** from Philadelphia for the Flyers 6th Round Draft Pick in the 1991 Entry Draft (obtained for Jiri Latal) and a 5th Round Draft Pick in the 1991 Entry Draft (Sept. 8)
- 1989 **Tom Kurvers** from New Jersey for 1st Round Draft Pick in the 1991 Entry Draft (Scott Niedermayer) (Oct. 16)
- 1989 **Gilles Thibaudeau** and **Mike Stevens** from NY Islanders for Jack Capuano, Paul Gagne and Derek Laxdal (Dec. 20)
- 1989 4th Round Choice in 1990 Entry Draft (**Greg Walters**) from Edmonton for Vladimir Ruzicka (Dec. 21)

1990s

- 1990 **Kevin Maguire** and an 8th Round Draft Pick in 1991 (**Dmitri Mironov** from Philadelphia) for a 3rd Round Choice in the 1990 Entry Draft (Al Kinisky) (Jun. 16)
- 1990 **Greg Johnston** from NY Rangers for Mark Laforest and Tie Domi (Jun. 29)
- 1990 **Mike Krushelnyski** from Los Angeles for John McIntyre (Nov. 9)
- 1990 **Robert Cimetta** from Boston for Steve Bancroft (Nov. 9)
- 1990 **Dave Ellett** and **Paul Fenton** from Winnipeg for Ed Olczyk and Mark Osborne (Nov. 10)
- 1990 **Michel Petit**, **Lucien DeBlois** and **Aaron Broten** from Quebec for Scott Pearson and a 2nd round pick in 1991 (transferred to Washington - Eric Lavigne) and 1992 (Tommas Gronman) (Nov. 17)
- 1990 **Mike Foligno** and Buffalo's 8th Round Choice in 1991 Entry Draft (**Tomas Kucharčík**) for Lou Franceschetti and Brian Curran (Dec. 17)
- 1991 **Brian Bradley** from Vancouver for Tom Kurvers (Jan. 12)
- 1991 **Peter Zezel** and **Bob Rouse** from Washington for Al Iafraite (Jan. 16)
- 1991 **Todd Hawkins** from Vancouver for Brian Blad (Jan. 22)
- 1991 5th Round Choice in the 1991 Entry Draft (**Alexei Kudashov**) from Washington for Paul Fenton and John Kordic (Jan. 24)
- 1991 8th Round Choice in the 1991 Entry Draft (**Robb McIntyre**) from Detroit for Brad Marsh (Feb. 5)
- 1991 6th Round Choice in the 1991 Entry Draft (**Alexander Kuzminsky**) from Detroit for Allan Bester (Mar. 5)
- 1991 **Keith Osborne** from St. Louis for Darren Veitch (Mar. 5)
- 1991 **Robert Mendel** from Washington for Bobby Reynolds (Mar. 5)

- 1991 **Mike Bullard** from Philadelphia for future considerations (Jul. 26)
- 1991 **Grant Fuhr**, **Glenn Anderson**, and **Craig Berube** from Edmonton for Vincent Damphousse, Peter Ing, Scott Thornton, Luke Richardson (Sept. 19)
- 1991 **Ken Linseman** from Edmonton for cash (Oct. 7)
- 1991 Cash from Vancouver for Tom Fergus (Dec.18)
- 1991 **Guy Larose** from NY Rangers for Mike Stevens (Dec. 26)
- 1992 **Doug Gilmour**, **Jamie Macoun**, **Ric Nattress**, **Rick Wamsley** and **Kent Mandeville** from Calgary for Gary Leeman, Michel Petit, Jeff Reese, Craig Berube and Alexander Godnyuk (Jan. 2)
- 1992 **Mark Ferner** from Washington for 12th round draft choice in 1992 (Feb. 27)
- 1992 5th Round Draft Choice in the 1992 Entry Draft (**Chris Deruiter**) from Buffalo for Dave Hannan (Mar. 10)
- 1992 **Ken Baumgartner** and **Dave McLlwain** from NY Islanders for Daniel Marois and Claude Loiselle (Mar. 10)
- 1992 **Mark Osborne** from Winnipeg for Lucien DeBlois (Mar. 10)
- 1992 Cash from Calgary for Todd Gillingham (Jun. 2)
- 1992 **Brad Marsh** from Detroit for future considerations (Jun. 5)
- 1992 **Jarmo Myllys** from San Jose for cash (Jun. 15)
- 1992 NY Islanders' first and second round choices in 1992 Entry Draft (**Brandon Convery** and 2nd round pick later traded to Washington) (Jim Carey) in exchange for Toronto's first round choice in 1992 Entry Draft (Darius Kasparaitis) (Jun. 20).
- 1992 Future considerations from Ottawa for Brad Marsh (Jul. 20)
- 1992 **Ken McRae** from Quebec for Len Esau (Jul. 21)
- 1992 **Sylvain Lefebvre** from Montreal for Toronto's third round draft choice in 1994 (Martin Belanger) (Aug. 20).
- 1992 **Bob McGill** claimed on waivers from Tampa Bay Lightning (Sept. 9).
- 1992 **John Cullen** from Hartford for a second round draft choice in 1993 (traded to San Jose - Vlastamil Kroupa) (Nov. 24)
- 1992 **Bill Berg** claimed on waivers from NY Islanders (Dec. 3).
- 1993 **Dave Andreychuk** and **Daren Pappa** and a first round pick in 1993 (**Kenny Jonsson**) from Buffalo for Grant Fuhr and Toronto's 6th round pick in 1995 (Feb. 2).
- 1993 **Brad Miller** from Ottawa in exchange for Toronto's ninth round selection in the 1993 Entry Draft (Pavel Demitra) (Feb. 26).
- 1993 Joe Sacco selected by Anaheim and Daren Pappa chosen by Florida in the 1993 Expansion Draft (Jun. 24).
- 1993 Future considerations from Florida for Dave Tomlinson (Aug. 3).
- 1993 Future considerations from Winnipeg for Kevin McClelland (Aug. 12)
- 1993 **Daniel Jaremeyr** from Winnipeg for future considerations (Aug. 25).
- 1993 **Todd Gillingham** and **Paul Holden** from Calgary in exchange for Jeff Perry and Brad Miller (Sept. 2).
- 1993 **Chris Govedaris** signed as free agent from Hartford (Sept. 7).
- 1993 Future considerations from Florida for Mike Foligno (Nov. 5).
- 1993 **Greg Smyth** from Florida for future considerations (Dec. 7).
- 1994 Guy Larose claimed on waivers by Calgary (Jan. 1).
- 1994 Greg Smyth claimed on waivers by Chicago (Jan. 8).
- 1994 **Mark Greig** and a 6th round draft pick in 1995 (**Doug Bonner**) from Hartford for Ted Crowley (Jan. 25).

ALL-TIME PLAYER TRANSACTIONS

1994 **Pat Jablonski** from Tampa Bay for future considerations (Feb. 21).

1994 **Ken Belanger** from Hartford for a 9th round pick (Matt Ball) in 1994 (Mar. 18).

1994 **Mike Gartner** from NY Rangers for Glenn Anderson, Scott Malone and 4th round pick (Alexander Korobolin) in 1994 (Mar. 21).

1994 **Trent Cull** and **Mark Kolesar** signed as free agents (Jun. 3).

1994 **Mats Sundin**, **Garth Butcher**, **Todd Warriner** and Quebec's 1st round pick in 1994 (traded to Washington - Nolan Baumgartner) for Wendel Clark, Sylvain Lefebvre, Landon Wilson and Toronto's 1st round pick in 1994 (Jeffrey Kealty) (Jun. 28).

1994 **Mike Ridley** and Washington's 1st round pick in 1994 (**Eric Fichaud**) for Rob Pearson and Toronto's 1st round pick in 1994 (Nolan Baumgartner) (Jun. 28).

1994 NY Islanders third round pick in 1994 (**Fredrik Modin**) for Toronto's second-round pick in 1995 (D.J. Smith) (Jun. 28).

1994 Fourth round pick in 1996 from Los Angeles for Yanic Perreault (Jul. 14).

1994 **Mike Craig** signed as a free agent (Jul. 29).

1994 Peter Zezel and Grant Marshall awarded to Dallas as equalization for Toronto's signing of Mike Craig (Aug. 10).

1994 **Terry Yake** from Anaheim for David Sacco (Sept. 28).

1994 **Dixon Ward**, **Guy Leveque**, **Shayne Toporowski** and **Kelly Fairchild** from Los Angeles in exchange for Eric Lacroix, Chris Snell and a fourth round pick in the 1996 Entry Draft (Eric Belanger) (Oct. 3)

1995 **Randy Wood** claimed from Buffalo in NHL Waiver Draft (Jan. 18)

1995 **Warren Rychel** obtained from Washington, who was obtained from Los Angeles earlier that day, for Toronto's fourth round selection in 1995 (Sebastien Charpentier) (Feb. 10)

1995 **Gord Kruppke** (with Adironack of the AHL) from Detroit for Chris Govedaris (with Milwaukee of the IHL) (Feb. 17)

1995 **Rich Sutter** from Tampa Bay for future considerations (Mar. 13)

1995 **Benoit Hogue** and NY Islanders' third round pick in 1995 (**Ryan Peperall**) and fifth round pick in 1996 (**Brandon Sugden**) for junior Eric Fichaud (Apr. 6)

1995 **Paul DiPietro** from Montreal for a fourth round draft selection in 1996 (Kim Staal) (Apr. 6).

1995 A sixth round pick in 1996 from Calgary for Nikolai Borschevsky (**Chris Bogas**) (Apr. 6)

1995 **Grant Jennings** from Pittsburgh for Drake Berehowsky (Apr. 7)

1995 **Tie Domi** from Winnipeg for Mike Eastwood and Toronto's third round selection in 1995 (Brad Isbister) (Apr. 7).

1995 **Sergio Momesso** from Vancouver for Mike Ridley (Jul. 8).

1995 **Larry Murphy** from Pittsburgh for Dmitri Mironov and Toronto's second round pick in 1996 (transferred to New Jersey - Joshua Dewolf) (Jul. 8).

1995 **Rob Zetterl** from Philadelphia for a fifth round draft pick in 1996 (Per-Ragna Bergquist) (Jul. 8).

1995 **Mike Hudson** signed as a free agent from Pittsburgh (Aug. 28).

1995 **Dmitry Yushkevich** and Philadelphia's second round pick in 1996 (**Francis Larivee**) for Toronto's first round pick in 1996 (Dainius Zubrus), second pick in 1997 (Jean-Marc Pelletier), and LA's fourth round pick in 1996 (transferred back to Los Angeles - Mikael Simons) acquired in 1994 Yanic Perreault trade (Aug. 30).

1995 **Brent Gretzky** signed as a free agent (Sept. 8).

1995 Pat Jablonski claimed by St. Louis in NHL Waiver Draft. Future considerations from Colorado for Warren Rychel (Oct. 2).

1995 **Peter White** and 1996 4th round pick from Edmonton for Kent Manderville (Dec. 4).

1996 Mike Hudson claimed on waivers by St. Louis (Jan. 4).

1996 Damian Rhodes and Ken Belanger traded to the NY Islanders in exchange for **Kirk Muller**. New York then dealt Rhodes and Wade Redden to Ottawa in exchange for Bryan Berard and Martin Straka. Toronto received **Don Beaupre** from the Senators. (Jan. 23).

1996 **Dave Gagner** and Dallas' sixth round pick in 1996 (**Dmitri Yakushin**) for Randy Wood and Benoit Hogue. (Jan. 28).

1996 **Nick Kypreos** and **Wayne Presley** from NY Rangers for Bill Berg and Sergio Momesso. (Feb. 29).

1996 **Wendel Clark**, **Mathieu Schneider** and unsigned junior **Denis (D.J.) Smith** from the NY Islanders for Kenny Jonsson, Darby Hendrickson, junior Sean Haggarty and the Leafs' 1st round selection in 1997 (Roberto Luongo) (Mar. 13).

1996 A 2nd round selection in the 1996 Entry Draft (**Marek Posmyk**) and New Jersey's 4th round selection in 1998 (transferred to Edmonton - Kristian Antila) for Dave Andreychuk (Mar. 13).

1996 A fourth round pick in 1996 (transferred to Montreal - Kim Staal) from Anaheim for Ken Baumgartner (Winnipeg's draft selection from Selanne trade on Feb. 7) (Mar. 20).

1996 **Jamie Baker** and San Jose's fifth round draft pick (**Peter Cava**) for Todd Gill (Jun. 14).

1996 A 4th round pick in 1996 (**Vladmir Antipov**) from Phoenix for Mike Gartner (Jun. 22).

1996 A 3rd round pick in 1996 (**Mike Lankshear**), from Calgary for Dave Gagner (Jun. 22).

1996 **Scott Pearson** signed as a free agent (Jul. 24).

1996 **Daniel Marois** signed as a free agent. (Aug. 20).

1996 **Greg Smyth** signed as a free agent. (Aug. 22).

1996 **Darby Hendrickson** acquired from NY Islanders in exchange for a conditional 1998 mid round draft pick (Jiri Dopita) (Oct. 11)

1996 Ralph Intranuovo claimed by Edmonton off waivers (Oct. 25)

1996 **Tom Pederson** signed as a free agent (Dec. 13).

1997 **Craig Wolanin** obtained from Tampa Bay in exchange for Toronto's 1998 third round draft pick (transferred to Edmonton - Alex Henry) (Jan. 31)

1997 **Jason Smith**, **Steve Sullivan** and **Alyn McCauley** from New Jersey in exchange for Doug Gilmour, Dave Ellett and a 1999 3rd round pick (Andre Lakos) previously obtained from Devils (Feb. 25)

1997 Future considerations from Detroit for Larry Murphy (Mar. 18)

1997 **Kelly Chase** from Hartford in exchange for Toronto's 8th round selection in 1998 Entry Draft (Jaros Svoboda) (Mar. 18)

1997 **Jason Podollan** from Florida in exchange for Kirk Muller (Mar. 18).

1997 **Per Gustafsson** obtained from Florida in exchange for Mike Lankshear (Jun. 12).

1997 **Derek King** and **Mike Kennedy** signed as free agents (Jul. 3).

1997 **Kris King** signed as a free agent (Jul. 7).

1997 **Glenn Healy** signed as a free agent (Jul. 8).

1997 **Keven Adams** signed as a free agent (Aug. 1)

1997 **Igor Korolev** signed as a free agent (Sept. 28)

1997 Future considerations from St. Louis for Kelly Chase (Sept. 30)

ALL-TIME PLAYER TRANSACTIONS

1998 **Jeff Brown** acquired from Carolina in exchange for a conditional 1999 4th round draft pick (transferred to Nashville - Yevgeny Pavlov) (Jan. 2)

1998 **Lonny Bohonos** from Vancouver in exchange for Brandon Convey (Mar. 7)

1998 An 8th round draft pick in 1998 (**Dwight Wolfe**) from Ottawa for Per Gustafsson (Mar. 17)

1998 **Sylvain Cote** from Washington for Jeff Brown (Mar. 24)

1998 A 4th round pick in 1998 Entry Draft from Detroit (**Alexei Ponikarovsky**) for Jamie Macoun (Mar. 24)

1998 An 8th round pick in 1998 Entry Draft from Dallas (**Mihail Travnicek**) for Mike Kennedy (Mar. 24)

1998 Rob Zetterl selected by Nashville in the 1998 Expansion Draft (Jun. 26)

1998 **Ladislav Kohn** from Calgary for David Cooper (Jul. 2)

1998 **Steve Thomas** signed as a free agent (Jul. 12)

1998 **Dallas Eakins** signed as a free agent (Jul. 14)

1998 **Curtis Joseph** signed as a free agent (Jul. 15)

1998 **Niklas Andersson** signed as a free agent (Sept. 4)

1998 **Kevin Dahl** claimed from St. Louis in NHL Waiver Draft (Oct. 5)

1998 **Garry Valk** and **Glen Featherstone** signed as free agents (Oct. 6)

1998 **Alexander Karpovtsev** and the NY Rangers' fourth round pick in 1999 (**Mirko Murovic**) for Mathieu Schneider (Oct. 14)

1999 **Bryan Berard** and the NY Islanders' sixth round selection (**Jan Sochor**) for Felix Potvin and Toronto's sixth round selection, later traded to Tampa Bay - (Fedor Fedorov) (Jan. 9)

1999 **Chris McAllister** from Vancouver for Darby Hendrickson (Feb. 16)

1999 **David Nemirovsky** from Florida for Jeff Ware (Feb. 17)

1999 **Yanic Perreault** from Los Angeles for Jason Podollan and Toronto's third round pick (Cory Campbell) in the 1999 Entry Draft (Mar. 23)

1999 Edmonton's fourth round pick (**Jonathan Zion**) in the 1999 Entry Draft and second round pick in the 2000 Entry Draft (**Kris Vernarsky**) for Jason Smith (Mar. 23)

1999 Yannick Tremblay selected by Atlanta in the 1999 Expansion Draft (Jun. 25)

1999 **Jonas Hoglund** signed as a free agent (Jul. 7)

1999 **Greg Andrusak**, **Brian Wiseman** and **Terran Sandwith** signed as free agents (Jul. 9)

1999 **Jason Bonsignore** signed as a free agent (Jul. 15)

1999 Atlanta's sixth round pick in the 2001 Entry Draft for the rights to Martin Prochazka (Jul. 15)

1999 Future considerations from Tampa Bay for Jeff Reese (Aug. 6)

1999 **Craig Charron** obtained from NY Islanders in exchange for Niklas Andersson (Aug. 17)

1999 **Jimmy Waite** signed as a free agent (Aug. 19)

1999 **Cory Cross** and a 7th round selection in the 2001 Entry Draft from Tampa Bay for Fredrik Modin (Oct. 1)

1999 A 2nd round selection in the 2001 Entry Draft and a conditional draft choice also in 2001 from the Chicago in exchange for Sylvain Cote (Oct. 8)

1999 **Tyler Hariton** and future considerations from St. Louis in exchange for Derek King (Oct. 20)

1999 Boston's right to match **Dmitri Khristich's** arbitration award in exchange for Toronto's 2nd round choice in the 2000 Entry Draft (Ivan Hurln) (Oct. 21)

1999 Steve Sullivan claimed by Chicago off waivers (Oct. 23)

1999 A 3rd round pick in the 2000 Entry Draft (**Mikael Telqvist**) from Tampa Bay in exchange for Todd Warriner (Nov. 29)

2000s

2000 **Darcy Tucker** and a 4th round pick in the 2000 Entry Draft (**Miguel Delisle**) from Tampa Bay in exchange for Mike Johnson, Marek Posmyk and Toronto's 5th and 6th round picks in the 2000 Entry Draft (Pavel Sedov, Aaron Gionet) (Feb. 9)

2000 **Don MacLean** from Los Angeles in exchange for Craig Charron (Feb. 23)

2000 Keven Adams selected by the Columbus and Tommi Rajamaki chosen by the Minnesota in the 2000 Expansion Draft (Jun. 23)

2000 Anaheim's 6th and 7th round picks (**Vadim Sozinov**, **Markus Seikola**) in exchange for the rights to Jonathan Hedstrom (Jun. 25)

2000 **Gary Roberts** and **Shayne Corson** signed as free agents (Jul. 4)

2000 **Dave Manson** signed as a free agent (Aug. 16)

2000 **Regan Kelly** from Philadelphia in exchange for Chris McAllister (Sept. 26)

2000 **Bryan McCabe** from Chicago in exchange for Alexander Karpovtsev and Toronto's 4th round pick in the 2001 Entry Draft (Vladimir Gusev) (Oct. 2)

2000 Future considerations from Dallas in exchange for Gerald Diduck (Oct. 29)

2000 A 3rd round pick in the 2001 Entry Draft (**Brendan Bell**) from Washington (originally Tampa Bay's pick) in exchange for Dmitri Khristich (Dec. 11)

2001 **Wade Belak** claimed off waivers from Calgary (Feb. 16)

2001 **Maxim Galanov** from Tampa Bay in exchange for Konstantin Kalmikov (Feb. 20)

2001 **Aki Berg** from Los Angeles in exchange for Adam Mair and Toronto's 2nd round pick in the 2001 Entry Draft (Mike Cammalleri) (Mar. 13)

2001 **Robert Reichel**, **Travis Green** and **Craig Mills** from Phoenix in exchange for Danny Markov (Jun. 12)

2001 **Mikael Renberg** from Phoenix in exchange for Sergei Berezin (Jun. 22)

2001 A 3rd round pick in the 2001 Entry Draft (**Nicolas Corbeil**) from Chicago (originally Philadelphia's pick) in exchange for Igor Korolev (Jun. 23)

2001 **Alexander Mogilny** signed as a free agent (Jul. 3)

2001 **Anders Eriksson** signed as a free agent (Jul. 4)

2001 **Marty Wilford** from Chicago in exchange for the rights to free agent Shawn Thornton, assigned Wilford to St. John's (AHL) (Sept. 30)

2001 **Corey Schwab** signed as a free agent. (Oct. 1)

2001 **Jyrki Lumme** from Dallas in exchange for Dave Manson (Nov. 21)

2002 **Marc Moro** from Nashville in exchange for D.J. Smith and Marty Wilford (Mar. 1)

2002 **Tom Barrasso** from Carolina in exchange for a fourth round draft choice (Kevin Nastjuk) in the 2003 NHL Entry Draft (Mar. 15)

2002 **Ric Jackman** from Boston in exchange for rights to Kris Vernarsky (May 13)

2002 **Josh Holden** from Vancouver in exchange for Jeff Farkas (Jun. 23)

2002 **Ryan Bonni** from Vancouver in exchange for future considerations (Jun. 25)

2002 **Ed Belfour** signed as a free agent (Jul. 2)

2002 **Tom Fitzgerald** signed as a free agent (Jul. 17)

2002 **Robert Svehla** from Florida in exchange for Dmitry Yushkevich (Jul. 19)

2002 **Aaron Gavey** signed as a free agent (Jul. 24)

2002 **Nathan Barrett** signed as a free agent (Jul. 31)

2002 **Trevor Kidd** signed as a free agent (Aug. 26)

ALL-TIME PLAYER TRANSACTIONS

2002 **Brad Leeb** from Vancouver in exchange for the rights to Tomas Mojzis (Sept. 4)

2002 **Harold Druken** off waivers from Carolina (Nov. 11)

2002 **Nathan Perrott** from Nashville in exchange for Bob Wren (Nov. 30)

2003 Harold Druken claimed off waivers by Carolina (Jan. 16)

2003 **Owen Nolan** from the San Jose in exchange for Alyn McCauley, Brad Boyes and a first round draft choice in the 2003 NHL Entry Draft (later traded to Boston-Mark Stuart) (Mar. 5)

2003 **Glen Wesley** from Carolina in exchange for a second round draft choice in the 2004 NHL Entry Draft (transferred to Columbus - Kyle Wharton) (Mar. 9)

2003 **Doug Gilmour** from Montreal in exchange for a sixth round draft choice in the 2003 NHL Entry Draft (Mark Flood) (Mar. 11)

2003 **Phil Housley** from Chicago in exchange for future considerations (Mar. 11)

2003 **Harold Druken** and **Jeff Daw** from Carolina in exchange for Allan Rourke and future considerations (May 29)

2003 **Bryan Marchment** signed as a free agent (Jul. 11)

2003 **Joe Nieuwendyk** signed as a free agent (Sept. 10)

2003 **Ken Klee** signed as a free agent (Sept. 27)

2003 Travis Green claimed on waivers by Columbus; **Petr Tenkrat** off waivers by Toronto from Columbus (Oct. 3)

2003 **Clarke Wilm** signed as a free agent (Oct. 28)

2004 **Craig Johnson** claimed off waivers from Anaheim (Jan. 10)

2004 **Drake Berehowsky** from Pittsburgh in exchange for Ric Jackman (Feb. 11)

2004 **Brian Leetch** from NY Rangers in exchange for Maxim Kondratiev, Jarkko Immonen, a first round selection in the 2004 NHL Entry Draft (transferred to Calgary - Kris Chucko) and a second round selection in the 2005 NHL Entry Draft (Michael Sauer) (Mar. 3)

2004 Craig Johnson claimed off waivers by Washington (Mar. 5)

2004 **Chad Kilger** claimed off waivers from Montreal (Mar. 9)

2004 **Ron Francis** from Carolina in exchange for a fourth round selection in 2005 NHL Entry Draft (transferred to Columbus - Jared Boll) (Mar. 9)

2004 **Calle Johansson** signed as a free agent (Mar. 9)

2004 **Andy Wozniewski** signed as a free agent (May 27)

2004 **Chris St. Jacques** signed as a free agent (Jun. 2)

2005 **Jeff O'Neill** from Carolina in exchange for a conditional fourth round selection in the 2006 NHL Entry Draft (transferred to St. Louis - Reto Berra) (Jul. 30)

2005 **Jason Allison** signed as a free agent (Aug. 5)

2005 **Alexander Khavanov** signed as a free agent (Aug. 10)

2005 **Eric Lindros** signed as a free agent (Aug. 11)

2005 **Mike Hoffman** signed as a free agent (Aug. 12)

2005 **Jean-Sebastien Aubin** signed as a free agent (Aug. 18)

2005 **John Pohl** from St. Louis for future considerations (Aug. 24)

2005 **Mariusz Czerkawski** signed as a free agent (Sept. 9)

2005 **Brad Brown** signed as a free agent (Sept. 10)

2005 A conditional 6th round pick (**Leo Komarov**) in 2006 Entry Draft in exchange for Nathan Perrott (Nov. 6)

2006 **Luke Richardson** from Columbus in exchange for a conditional 5th round pick (Nick Sucharski) in 2006 Entry Draft (Mar. 8)

2006 **Alexander Sjugobov** from New Jersey in exchange for Ken Klee (Mar. 8)

2006 **Andrew Raycroft** from Boston in exchange for Tuukka Rask (Jun. 24)

2006 **Hal Gill** signed as a free agent (Jul. 1)

2006 **Pavel Kubina** signed as a free agent (Jul. 1)

2006 **Erik Westrum** signed as a free agent (Jul. 13)

2006 **Michael Peca** signed as a free agent (Jul. 18)

2006 **Brent Aubin** signed as a free agent (Sept. 15)

2006 **Boyd Devereaux** signed as a free agent (Oct. 7)

2006 **Tyson Nash** and a 4th round pick (**Matt Frattin**) in 2007 Entry Draft from Phoenix in exchange for Mikael Tellqvist (Nov. 28)

2007 **Travis Green** claimed off waivers from Anaheim (Jan. 10)

2007 **Yanic Perreault** and a fifth round pick (**Joel Champagne**) in the 2008 Entry Draft from Phoenix in exchange for Brendan Bell and a second round pick (later traded to Nashville-Roman Josi) in the 2008 Entry Draft (Feb. 27)

2007 **Reid Cashman** signed as a free agent (Mar. 20)

2007 **Vesa Toskala** and **Mark Bell** from San Jose in exchange for a first round pick (later traded to St. Louis-Lars Eller) and a second round pick (later traded to St. Louis-Aaron Palushaj) in the 2007 Entry Draft, and a fourth round pick (later traded to Nashville-Craig Smith) in the 2009 Entry Draft (Jun. 22)

2007 **Simon Gamahe** signed as a free agent (Jun. 25)

2007 **Jason Blake** signed as a free agent (Jul. 1)

2007 **Scott Clemmensen** signed as a free agent (Jul. 6)

2007 **David Ling** signed as a free agent (Jul. 9)

2007 **Derrick Walser** signed as a free agent (Jul. 18)

2007 **Tony Salmelainen** signed as a free agent (Aug. 31)

2008 **Dominic Moore** claimed off waivers from Minnesota (Jan. 11)

2008 **Kyle Rogers** signed as a free agent (Mar. 29)

2008 **Stefano Giliati** signed as a free agent (Apr. 3)

2008 **Tim Stapleton** signed as a free agent (Jun. 6)

2008 A fifth round pick (**Jerome Flaake**) in the 2008 Entry Draft from Florida in exchange for Wade Belak (Feb. 26)

2008 A second round pick (**Jimmy Hayes**) in the 2008 Entry Draft and a fifth round pick (later traded to New York Rangers, then back to Pittsburgh-Andy Bathgate) in the 2009 Entry Draft from Pittsburgh in exchange for Hal Gill (Feb. 26)

2008 A third round pick (later traded to St. Louis-James Livingston) in the 2008 Entry Draft from Florida in exchange for Chad Kilger (Feb. 26)

2008 **Jamal Mayers** from St. Louis in exchange for a third round pick (James Livingston) in the 2008 Entry Draft (Jun.19)

2008 **Jeff Finger** signed as a free agent (Jul. 1)

2008 **Niklas Hagman** signed as a free agent (Jul. 1)

2008 **Curtis Joseph** signed as a free agent (Jul. 1)

2008 **Mikhail Grabovski** from Montreal in exchange for a second round pick (later traded to Montreal, then Chicago, then back to Toronto, then Boston-Jared Knight) in the 2010 Entry Draft and the rights to Greg Pateryn (Jul. 3)

2008 **Ryan Hollweg** from the New York Rangers in exchange for Pittsburgh's fifth round pick (later traded back to Pittsburgh-Andy Bathgate) in the 2009 Entry Draft (Jul. 14)

2008 **Mike Van Ryn** from Florida in exchange for Bryan McCabe and a fourth round pick (Sam Brittain) in the 2010 Entry Draft (Sep. 2)

2008 **Lee Stempniak** from St. Louis in exchange for Carlo Colaiacovo and Alex Steen (Nov. 24)

2009 **Brad May** from Anaheim in exchange for a conditional pick in the 2010 Entry Draft (Jan. 7)

2009 **Ryan Hamilton** from Minnesota in exchange for Robbie Earl (Jan.21)

2009 **Martin Gerber** claimed off waivers from Ottawa (Mar. 4)

2009 **Erik Reitz** claimed off waivers from the New York Rangers (Mar. 4)

2009 A second round pick (**Kenny Ryan**) and a conditional pick in the 2009 Entry Draft from the New York Rangers in exchange for Nik Antropov (Mar. 4)

2009 Carolina's second round pick (**Jesse Blacker**) in the 2009 Entry Draft from Buffalo in exchange for Dominic Moore (Mar. 4)

ALL-TIME PLAYER TRANSACTIONS

2009 **Olaf Kolzig, Jamie Heward, Andy Rogers** and a fourth round pick (forfeited) in the 2009 Entry Draft from Tampa Bay in exchange for Richard Petiot (Mar. 4)

2009 **Jeff Hamilton** signed as a free agent (Mar. 5)

2009 **Jay Harrison** signed as a free agent (Mar. 27)

2009 **Christian Hanson** signed as a free agent (Mar. 31)

2009 **Tyler Bozak** signed as a free agent (Apr. 3)

2009 **Robert Slaney** signed as a free agent (Apr. 14)

2009 **Mike Komisarek** signed as a free agent (Jul.1)

2009 **Colton Orr** signed as a free agent (Jul. 1)

2009 **Garnet Exelby** and **Colin Stuart** from Atlanta in exchange for Pavel Kubina and Tim Stapleton (Jul. 1)

2009 **Francois Beauchemin** signed as a free agent (Jul. 6)

2009 **Tim Brent** signed as a free agent (Jul. 6)

2009 **Jay Rosehill** signed as a free agent (Jul. 6)

2009 **Richard Greenop** signed as a free agent (Jul. 6)

2009 **Jonas Gustavsson** signed as a free agent (Jul. 7)

2009 **Rickard Wallin** signed as a free agent (Jul. 10)

2009 **Wayne Primeau** and a second round pick the in 2011 Entry Draft from Calgary in exchange for Anton Stralman, Colin Stuart and a seventh round pick in 2012 (Jul. 27)

2009 A conditional draft pick in 2011 from Anaheim in exchange for Justin Pogge (Aug. 10)

2009 **Joey MacDonald** signed as a free agent (Aug. 10)

2009 **Phil Kessel** from Boston for Toronto's first round pick (Tyler Seguin) and second round pick (Jared Knight) in the 2010 Entry Draft, and first round pick in the 2011 Entry Draft (Sept. 18)

2009 **Philippe Paradis** from Carolina in exchange for Jiri Tlustý (Dec. 3)

2010s

2010 **Dion Phaneuf, Fredrik Sjostrom** and **Keith Aulie** from Calgary in exchange for Niklas Hagman, Jamal Mayers, Matt Stajan and Ian White (Jan. 31)

2010 **Jean-Sebastien Giguere** from Anaheim in exchange for Jason Blake and Vesa Toskala (Jan. 31)

2010 **Jamie Lundmark** claimed off waivers from Calgary (Feb. 13)

2010 **Luca Caputi** and **Martin Skoula** from Pittsburgh in exchange for Alexei Ponikarovsky (Mar. 2)

2010 A fifth round pick (**Sam Carrick**) in the 2010 Entry Draft from New Jersey in exchange for Martin Skoula (Mar. 3)

2010 **Matt Jones**, a fourth round pick (later traded to Washington-Phillip Grubauer) and a seventh round pick (later traded to Edmonton-Kellen Jones) in the 2010 Entry Draft from Phoenix in exchange for Lee Stempniak (Mar. 3)

2010 A seventh round pick in the 2011 Entry Draft from Anaheim in exchange for Joey MacDonald (Mar. 3)

2010 **Chris Peluso** from Pittsburgh in exchange for a sixth round pick (Joe Rogalski) in the 2010 Entry Draft (Mar. 3)

2010 **Simon Gysbers** signed as a free agent (Mar. 10)

2010 **Brayden Irwin** signed as a free agent (Mar. 29)

2010 **Jussi Rynnäs** signed as a free agent (Apr. 23)

2010 **Ben Scrivens** signed as a free agent (Apr. 28)

2010 **Mike Brown** from Anaheim in exchange for Toronto's fifth round pick (Chris Wagner) in the 2010 Entry Draft (Jun. 26)

2010 **Kris Versteeg** and **Bill Sweatt** from Chicago in exchange for Viktor Stalberg, Chris DiDomenico and Philippe Paradis (Jun. 30)

2010 **Colby Armstrong** signed as a free agent (Jul. 1)

2010 **Joey Crabb** signed as a free agent (Jul. 1)

2010 **Danny Richmond** signed as a free agent (Jul. 1)

2010 **Mike Zigomanis** signed as a free agent (Jul. 3)

2010 **Brett Lebda** signed as a free agent (Jul. 6)

2010 **Marcel Mueller** signed as a free agent (Jul. 14)

2010 **Matt Lashoff** from Tampa Bay in exchange for Alex Berry and Stefano Giliati (Aug. 27)

2010 **Clarke MacArthur** signed as a free agent (Aug. 28)

2010 **Andrew Crescenzi** signed as free agent (Sept. 24)

2011 **Jeffrey Lupul, Jake Gardiner** and a conditional fourth round pick in 2013 from Anaheim in exchange for Francois Beauchemin (Feb. 9)

2011 First and third round picks in the 2011 Entry Draft from Philadelphia in exchange for Kris Versteeg (Feb. 14)

2011 **Aaron Voros** from Anaheim in exchange for a conditional seventh round pick in the 2011 Entry Draft (Feb. 15)

2011 **Joe Colborne**, a first round pick in the 2011 Entry Draft and a conditional second round pick in the 2012 Entry Draft from Boston in exchange for Tomas Kaberle (Feb. 18)

2011 A seventh round pick in the 2012 Entry Draft from NY Rangers in exchange for John Mitchell (Feb. 28)

2011 **Tyler Brenner** signed as a free agent (Mar. 21)

2011 **Mark Owuya** signed as a free agent (Apr. 28)

2011 **John Michael Liles** from Colorado in exchange for Boston's second round pick in the 2012 Entry Draft (Jun. 24)

2011 **Tim Connolly** signed as a free agent (Jul. 2)

2011 **Cody Franson** and **Matthew Lombardi** from Nashville in exchange for Brett Lebda and Robert Slaney. The trade also includes a conditional fourth-round pick in 2013 Entry Draft (Jul. 3)

2011 **Philippe Dupuis** signed as a free agent (Jul. 7)

OCTOBER

October 5, 2005
The Toronto Maple Leafs lost 3-2 in a shootout to the Ottawa Senators in the first ever NHL game decided by a shootout.

October 6, 2007
The Toronto Maple Leafs won their 2,500th game in franchise history when they defeated Montreal 4-3 in overtime at Air Canada Centre.

October 10, 1930
King Clancy joined Toronto after his services were purchased from Ottawa for an unheard of amount of \$35,000. The Board of Directors would only contribute \$25,000 and the remainder was obtained on a longshot bet on a race horse called Rare Jewel, owned by Smythe.

October 11, 2007
Mats Sundin became the Maple Leafs all-time leader in goals and points, when he scored his 390th goal and 917th point, in Toronto's 8-1 win over the New York Islanders at Air Canada Centre.

October 13, 1947
Leafs play NHL All-Stars in first game between Stanley Cup Champions and NHL All-Stars (4-3 All-Stars).

October 14, 2006
Mats Sundin registered three goals and an assist, including the game-winning goal, while shorthanded in overtime as the Maple Leafs won, 5-4, over Calgary. Sundin's final goal of the game was the 500th of his career and he became the first player in Maple Leafs history to record that milestone while playing for Toronto.

October 16, 1971
Normie Ullman becomes fourth NHLer to reach 1,000 career points.

October 23, 1993
Leafs set mark for most consecutive wins to start the season with their 9th over Tampa Bay (2-0), extending streak to 10 five days later (4-2) over Chicago (also club mark for consecutive wins).

October 26, 1980
Darryl Sittler establishes Leaf record with 15th career hat trick.

October 30, 1943
Gus Bodnar, playing first NHL game, sets NHL record that still stands today for fastest goal by a rookie (15 seconds).

NOVEMBER

November 10, 1986
King Clancy died after 42 years of service with the Maple Leafs as a player, coach, and assistant general manager.

November 12, 1931
Maple Leaf Gardens opens as Leafs play against the Blackhawks (2-1 Chicago).



November 20, 1934
Busher Jackson sets NHL record (since tied) for most goals in one period with four at St. Louis.

November 23, 1944
Toronto dresses only 11 players and lose 5-1 to Boston.

November 29, 1958
GM George (Punch) Imligh replaces Billy Reay as Coach.

November 29, 2008
Brian Burke named President and General Manager of the Toronto Maple Leafs.

DECEMBER

December 2, 2003
Mats Sundin scores his 64th game winning goal in a 5-4 win over the New York Rangers to move past Dave Keon as the franchise's all-time leader.

December 6, 2001
Pat Quinn records his 500th coaching victory in a 6-3 victory in New York against the Rangers

December 15, 2001
Tie Domi passes Dave Williams to become the Leafs' all-time penalty minute leader in a 6-4 win versus Montreal.

December 17, 1930
A \$5,000 cheque on this date, along with a \$20,000 cheque on October 6, 1930, two players and a racetrack longshot winner which returned \$10,000 allowed Leafs to pay Ottawa for King Clancy.

December 19, 2005
Ed Belfour registered his 448th career victory in a 9-6 win versus the New York Islanders surpassing Terry Sawchuk for second all-time in NHL wins.

December 29, 1988
Leafs tie NHL record and set club mark for two fastest goals (four seconds) when Ed Olczyk and Gary Leeman strike at Quebec.

JANUARY

January 2, 1971
During third period of 13-0 win over Detroit, Leafs set club records for most points (18), goals (7) and assists (11) in one period.

January 4, 2007
The Maple Leafs set a new franchise road record when they recorded three goals in 42 seconds, as they won, 10-2, over the Bruins. The three goals were scored in the second period by Bates Battaglia (15:33), Alex Steen (15:51), and Kris Newbury (16:15).

January 8, 1944
Babe Pratt sets Leaf game mark with six assists versus Boston (since tied).

January 8, 1947
Howie Meeker nets five versus Chicago (NHL record most goals one game by a rookie).

January 13, 2004
Gary Roberts and Tom Fitzgerald both play their 1000th career NHL games becoming the first players to reach the milestone on the same night. Toronto defeats Calgary 4-1 at Air Canada Centre

January 17, 1928
Hap Day becomes first Leaf to score three goals in one game during 6-1 home triumph over New York.

January 19, 1932
Charlie Conacher becomes first Leaf with five goals in a game (versus New York's Roy Worters) in 11-3 decision at MLG.

January 19, 1991
Maple Leafs forward Vincent Damphousse scored four goals leading the Campbell Conference to an 11-5 victory over the Wales Conference at the 42nd NHL All-Star Game in Chicago. Damphousse, who was also named the game's most valuable player, became just the third player in NHL history to record four goals in an all-star game.



January 22, 1994
Felix Potvin becomes first Leaf player voted to starting lineup of the NHL All-Star Game, halting 16 of 19 shots for the Western Conference at Madison Square Garden.

January 27, 1988
Leafs snap a club-record 15-game winless streak (5-2 over LA at MLG).

FEBRUARY

February 1, 1955
Hap Day appointed only the second general manager in team history. He would become the only man to serve as team captain, coach, and general manager.

February 2, 1977
Ian Turnbull achieves NHL record for defencemen with five goals versus Detroit.

February 5-6, 2000
Toronto plays host to the 50th NHL All-Star Game. The World team defeats North America by a score of 9-4. The Leafs are heavily represented in the game with three players (Joseph, Sundin, Yushkevich) and Pat Quinn as head coach of the North American team.

February 6, 1932
Charlie Conacher scored seven seconds into the game to set a record that stood for 41 years (Toronto defeated Boston 6-0).

February 7, 1976
Darryl Sittler sets NHL record for most points in a game (10) with six goals and four assists vs. Boston



February 13, 1993
Doug Gilmour ties Babe Pratt's mark for most assists in a game with six in 6-1 victory over Minnesota on same night Pat Burns celebrates 200th NHL regular-season win.

February 13, 1999
After 68 storied seasons at Maple Leaf Gardens the Maple Leafs played their final game. The Leafs hosted the Chicago Blackhawks, the team that opened the Gardens on November 12, 1931. While the Leafs dropped a 6-2 decision, the sellout crowd of 15,726 and millions more tuning in on television and radio were part of a special farewell to the last of the original six arenas.

February 14, 1934
"Ace Bailey Benefit Game" is played at MLG. Packed house watched the Leafs defeat NHL All-Stars 7-3. Game featured Eddie Shore, Howie Morenz and Lionel and Charlie Conacher on opposing teams.



February 17, 1927
Leafs beat N.Y. Americans 4-1 in their first game as the "Leafs." Pat Patterson scored first ever "Leaf" goal in that game.

February 17, 1990
Leaf great Hap Day dies. He was the only Leaf to serve the team as a Captain, Coach and General Manager.

February 20, 1944
Maple Leafs and Blackhawks played a penalty-free 0-0 tie at Chicago Stadium.

February 20, 1999
A new era in Maple Leaf hockey began with the inaugural game at the new home of the Maple Leafs - Air Canada Centre. A sellout crowd of 18,819 attending the christening of the new building witnessed a storybook ending with a 3-2 overtime victory over long-time rival the Montreal Canadiens. Todd Warriner scored the first goal at ACC 6:04 into the first period. Steve Thomas scored the overtime marker with only 1:12 remaining in the extra frame.

February 22, 1993
Glenn Anderson becomes second player in Leaf uniform to earn career 1,000 points in 8-1 victory at Vancouver on same night Doug Gilmour earns 73rd assist to break Darryl Sittler's season record.

February 26, 2006
Mats Sundin collected an assist on the game-winning goal versus Finland, as he captained Sweden to a gold medal at 2006 Winter Olympics in Turin, Italy. Also winning medals at the Olympics from the Maple Leafs were Mikael Tellqvist - Sweden (Gold), Aki Berg - Finland (Silver), Tomas Kaberle - Czech Republic (Bronze). Bryan McCabe and Head Coach Pat Quinn represented Canada, and Nik Antropov played for Kazakhstan.

MARCH

March 2, 2002
Toronto wears commemorative St. Patrick's uniforms in honour of the Maple Leafs 75th anniversary. The Leafs and Buffalo Sabres play to a 3-3 tie.

March 3, 1993
Doug Gilmour joins Darryl Sittler as second Leaf to earn 100 points with assist in 3-1 win over Minnesota then goes on to set single season Leaf marks for points (127) and assists (95).

March 3, 2009
The Maple Leafs set a franchise record and tied an NHL record by going to overtime in seven straight games from Feb. 19, 2009 to Mar. 3, 2009. The Leafs extended the streak to seven games on Mar. 3 when they lost 3-2 in overtime to New Jersey at Air Canada Centre.

March 4, 1967
Terry Sawchuk records his 100th career NHL shutout vs. Chicago

March 6, 2008
Mats Sundin became the 46th player in NHL history to play in his 1300th career NHL game, as the Maple Leafs won 8-2 at Boston. Sundin scored his 30th goal of the season and collected two assists in the contest. Sundin recorded 30 or more goals in 13 NHL seasons. Sundin holds the Maple Leafs record for 30+ goal seasons with 10.

March 10, 2003
Leafs visit Edmonton and Mats Sundin records his 1000th career NHL point with the game winning goal.

March 12, 1994
Dave Andreychuk sets Leafs record for goals by a left-winger (surpassing Frank Mahovlich) when he scored his 49th goal of the season vs. Winnipeg.

March 14, 1981
Darryl Sittler completes "hat trick scoring feat" with three goals in 5-3 home win over the Capitals. The three goals shatter Dave Keon's Leaf career mark of 365. On March 7, Sittler's 40th assist of the season versus Calgary breaks Keon's Leaf record of 493 while Keon's Leaf points record of 858 is eclipsed by Sittler with two assists at Washington on March 8.

March 15, 2004
Alexander Mogilyev's assist on the tying goal in the final minute of regulation is his 1000th career NHL point. Mogilyev becomes just the second Russian player to reach the milestone as Toronto goes on to a 6-5 overtime victory in Buffalo.

March 16, 1957
Leafs set a team record by scoring 14 goals against the Rangers at MLG (won 14-1).

March 17, 1934
A crowd of 11,000 turned out for "King Clancy Night" on St. Patrick's Day. Clancy was pushed to centre ice while seated in a sleigh shaped like a throne. The Irishman unveiled his robe to show a green uniform with a large shamrock on the back and he proceeded to wear the uniform for the game. Lester Patrick, coach of the Rangers, complained that his uniform was a distraction and Clancy changed into his regular Maple Leaf uniform.

March 19, 2006
When Chad Kilger scored on Pittsburgh goaltender Marc-Andre Fleury it marked the first time in team history that the Leafs have scored a successful penalty shot to win a game by a score of 1-0. This feat has only been accomplished once in NHL history when Bert Connelly of the New York Rangers was successful against Maple Leafs goaltender George Hainsworth on a penalty shot on January 16, 1936 at Madison Square Garden.

March 21, 1951
First ever "televised" hockey game, seen by CBC employees only (a programming experiment). Leafs defeat Montreal 2-0.

March 21, 1948
Syl Apps, a player who coveted team achievements, scored a hat-trick in the last regular-season game of his career to reach the individual milestone of 200 career goals.

March 23, 1994
Doug Gilmour becomes first Leaf to achieve back-to-back 100-point seasons with a goal in 1-1 tie at Florida.

March 23, 1993
Dave Andreychuk scores his 50th goal of the season at Winnipeg. He scored 29 goals with Buffalo to start the season.

March 24, 1982
Rick Vaive first Leaf to score 50 goals in a season (versus St. Louis).

March 24, 1994
Dave Andreychuk scores 50th goal of season versus San Jose's Arturs Ibe to become third Leaf to score 50 goals in a season. Andreychuk also scored more than 50 in previous season but 29 came with Buffalo.

March 26, 1994
Mike Gartner tallies his 30th goal for an NHL record 15th consecutive season as Leafs defeat Quebec 6-3.

March 27, 1993
With an assist against the Oilers, Doug Gilmour shatters Darryl Sittler's Leaf record with his 118th point of season, finishing the term with 127.

APRIL

April 1, 2003
Leafs visit New Jersey and Ed Belfour records his 400th career NHL victory, a 3-2 Toronto win.

April 3, 1933
Ken Doraty scores goal at 104:46 (1:48 AM) of OT (the second longest OT game) as the Leafs beat Boston 1-0 in Stanley Cup Semi-Final game.

April 3, 1976
Darryl Sittler first Leaf at 100 points in one season.

April 3, 2003
Leafs host Minnesota and with a 2-1 victory, Ed Belfour sets a franchise record for wins in a season by a goaltender with 37 (since tied by Andrew Raycroft).

April 5, 1932
Busher Jackson becomes first player to score three goals in a single period during a Playoff game in Finals versus Rangers.

April 6, 2000
The Maple Leafs clinch the Northeast Division. It is their first division title since 1962-63.

April 6, 2011

Tyler Bozak became the second player in franchise history to register a 3-on-5 shorthanded goal when he scored in New Jersey against Martin Brodeur. Prior to Bozak, Darryl Sittler was the only other Maple Leaf to accomplish the feat when he did so on March 19, 1980 versus the Winnipeg Jets at Maple Leaf Gardens.

April 9, 1932

Ace Bailey's winner versus Rangers brings Leafs first Stanley Cup. The series marked the debut of the Leafs famed "Kid Line" of Harvey "Busher" Jackson, Joe Primeau, and Charlie Conacher. The trio combined for eight goals in the three-game sweep.

April 9, 1963

Dick Duff scores fastest two goals from start of a Playoff game (68 seconds) in first game of Stanley Cup Final versus Red Wings, 4-2 win for Leafs.

April 10, 1949

Sid Smith equals Playoff record with three power-play goals in one game, guiding Leafs to 3-1 win at Detroit.

April 11, 1964

Bob Pulford scores with just :02 left in regulation while shorthanded to give the Leafs a 3-2 win in the first game of the Final versus Detroit at MLG.

April 11, 1978

George Ferguson ties Leaf Playoff record with three goals in a period versus L.A. Kings.

April 12, 1979

Darryl Sittler with two goals (4:04 and 4:16) and Ron Ellis' one (4:27) mark three fastest goals in a Playoff game versus Atlanta.

April 14, 1942

Brothers Don Metz (3-2=5) and Nick Metz (1-2=3) led the Leafs to a record-tying 9-3 win against Detroit in the Finals. The nine-goal outburst matched the single game Finals record set by Detroit against Toronto on April 7, 1936.

April 14, 1948

Harry Watson's goal is the winner as the Leafs gain their fifth Stanley Cup with 7-2 verdict at Detroit to sweep the series. This was captain Syl Apps' final game, who punctuated his career with a goal.

April 14, 1993

With a 3-2 overtime victory over the NY Islanders at Air Canada Centre (OT winner by Bryan Berard), the Leafs set a new club record with 45 regular season wins. The previous mark of 44 was set in the 1992-93 season.

April 16, 1949

Leafs become first modern era team to win three consecutive Stanley Cups as Cal Gardner scores winner in sweep over Detroit at MLG. It was the Leafs' sixth Stanley Cup.

April 18, 1942

Leafs only team to lose first three games of Final and then win Stanley Cup, beating Detroit 3-1 in deciding game with Pete Langelle netting winner. Turk Broda allowed just seven goals over the last four games.



April 18, 1963

Leafs claim ninth Stanley Cup.

April 18, 2006

With a 5-3 victory over the Pittsburgh Penguins at Air Canada Centre, the Leafs set a new club record with 26 regular season home wins. The previous mark of 25 was set in the 1961-62 and 1992-93 seasons.

April 19, 1947

Leafs claim fourth Stanley Cup as Ted Kennedy nets winner in 2-1 Game 6 triumph over the Canadiens at MLG.

April 21, 1951

Bill Barilko's goal at 2:53 of overtime versus Habs gives Leafs 3-2 win and seventh Stanley Cup in dramatic five-game series in which all games required OT. Barilko never played another NHL game after dying in an off-season plane crash.



April 22, 1945

Babe Pratt's third-period goal brings Leafs third Stanley Cup with 2-1 decision in seventh game at Detroit's Olympia. Frank McCool of Toronto earned shutouts in the first three games of the series and allowed nine goals in seven starts.

April 22, 1962

Dick Duff's goal past Glenn Hall gives Leafs 2-1 win in Game #6 at Chicago and the Leafs' eighth Stanley Cup Championship and first in 11 seasons. This was the first of three consecutive Stanley Cup triumphs for the Leafs.

April 22, 1976

Darryl Sittler ties Playoff record (and sets Leaf mark) with five goals, including equalling Leaf record with three goals in one period (versus Philadelphia).

April 23, 1964

Bob Baun scores overtime goal of Game #6 of Final series versus Detroit. Earlier in the game he sustained a fractured ankle after blocking a Gordie Howe slapshot. Toronto took the Stanley Cup with a Game #7 victory.

April 25, 1964

Andy Bathgate supplies decisive marker as Leafs achieve their 10th Stanley Cup with 4-0 win over Detroit in Game 7 at MLG.

MAY

May 1, 1993

Nikolai Borschevsky scores in OT to oust Red Wings 4-3 in seventh and deciding game of Norris Division Semi-Finals.

May 2, 1967

Jim Pappin supplies the winner as the Leafs notch Stanley Cup #11 with 3-1 verdict over the Canadiens at MLG. The roster included 42-year old Johnny Bower, and 41-year old Allan Stanley as well as seven others over the age of 30.

JUNE

June 10, 1964

Toronto drafts goalie Terry Sawchuk from Detroit Red Wings in NHL Inter-League Draft. Leafs selected immediately after Sawchuk was exposed by the Red Wings.

June 14, 2010

Dion Phaneuf named captain.

June 17, 1993

Pat Burns becomes first Leaf Coach to win Jack Adams Award as Coach of the Year and Doug Gilmour first Leaf awarded Selke Trophy as best defensive forward in the NHL.

June 28, 1994

Leafs trade Wendel Clark, Sylvain Lefebvre, Landon Wilson and their first-round Draft choice to Quebec for Mats Sundin, Garth Butcher, Todd Warriner and Quebec's first-round Draft choice; Leafs acquire Mike Ridley and a first-round Draft choice from Washington for Rob Pearson and a first-round Draft choice.

June 29, 2000

Wendel Clark announces his retirement after 15 seasons in the NHL, 13 of which were spent with the Maple Leafs.

JULY

July 1, 1991

Cliff Fletcher assumes duties as President, Chief Operating Officer and General Manager of the Maple Leafs.

July 18, 1990

Johnny Bower ends his 32-year term with the organization as he retires as a scout.

AUGUST

August 14, 2009

Leaf great Ted Kennedy passes away. He won five Stanley cups with the Leafs (1944-45, 1946-47, 1947-48, 1948-49, 1950-51) and served as team captain from 1948 to 1955, and again in 1956-57. In 1955, Kennedy became only the second Leaf (Babe Pratt, 1944) to claim the Hart Trophy as the NHL's most valuable player.

August 18, 1994

Doug Gilmour named 15th Captain in Maple Leafs' history at Hockey Hall of Fame ceremony.

SEPTEMBER

September 11, 1993

Maple Leafs face the Rangers at Wembley Arena in London, England in the first of two pre-season games on consecutive days. New York outscored Toronto 8-4 in winning both contests of the "French's Cup".

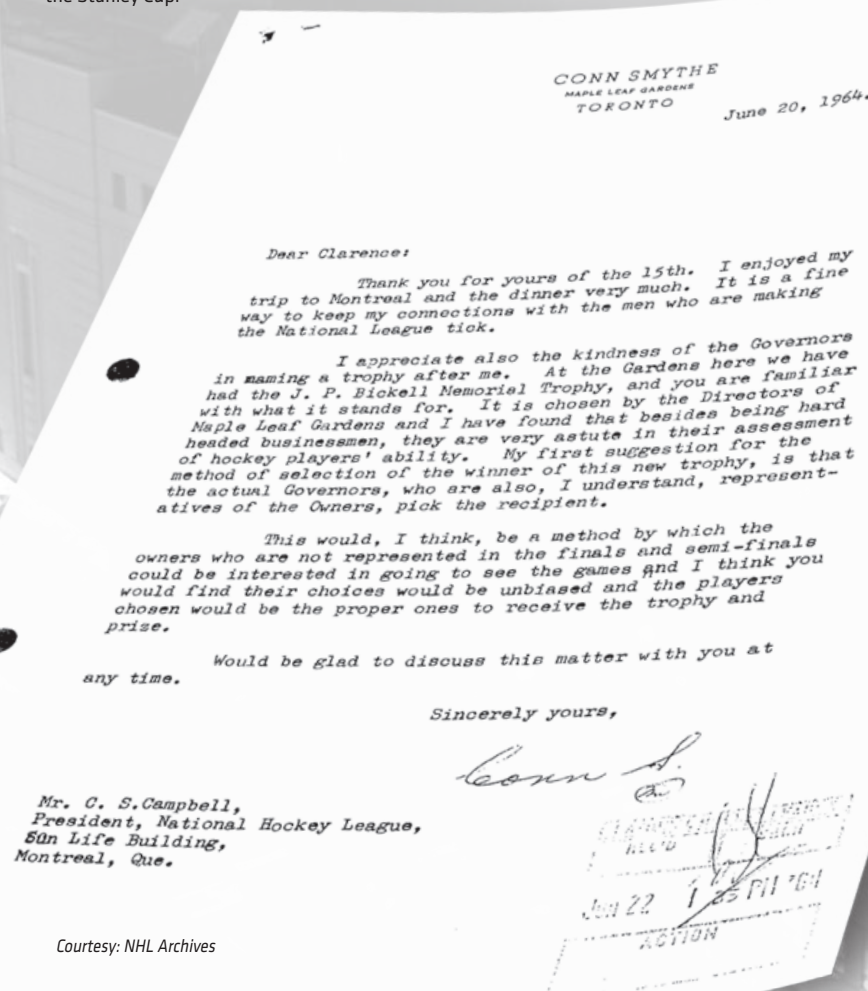
September 30, 1997

Mats Sundin named captain.

The Conn Smythe Trophy was introduced in 1964 by Maple Leafs Gardens Limited to honour Conn Smythe, the former owner, general manager, and coach of the Toronto Maple Leafs and a member of the Hockey Hall of Fame as a builder. The trophy's design is similar to Maple Leaf Gardens, the arena in which the Maple Leafs played their home games from 1931 to 1999. A replica of a Maple Leaf adorns the trophy as well.

The Conn Smythe Trophy is awarded annually to the player judged most valuable to his team during the National Hockey League's Stanley Cup playoffs. The Conn Smythe Trophy has been awarded 45 times to 39 players since the 1964-65 NHL season. Each year, at the conclusion of the final game of the Stanley Cup Final, members of the Professional Hockey Writers' Association vote to elect the player deserving of the trophy.

Dave Keon's name resides on the trophy as the 1967 winner when the Maple Leafs defeated Chicago and Montreal in the playoffs to capture the Stanley Cup.



Courtesy: NHL Archives

TROPHY WINNERS

ART ROSS MEMORIAL TROPHY



An annual award "to the player who leads the league in scoring points at the end of the regular season."

No Leaf has won this trophy since its inception in 1948

Prior to 1948 these Leafs led the NHL in scoring

1929 – Ace Bailey
1932 – Harvey Jackson
1934 – Charlie Conacher
1935 – Charlie Conacher
1938 – Gordie Drillon

CALDER MEMORIAL TROPHY



An annual award "to the player selected as the most proficient in his first year of competition in the NHL."

1937 – Syl Apps
1943 – Gaye Stewart
1944 – Gus Bodnar
1945 – Frank McCool
1947 – Howie Meeker
1958 – Frank Mahovlich
1961 – Dave Keon
1963 – Kent Douglas
1966 – Brit Selby

HART MEMORIAL TROPHY



An annual award "to the player adjudged to be the most valuable to his team."

1944 – Babe Pratt
1955 – Ted Kennedy

LADY BYNG MEMORIAL TROPHY



An annual award "to the player adjudged to have exhibited the best type of sportsmanship and gentlemanly conduct combined with a high standard of playing ability."

1932 – Joe Primeau
1938 – Gordie Drillon
1942 – Syl Apps
1952 – Sid Smith
1955 – Sid Smith
1961 – Red Kelly
1962 – Dave Keon
1963 – Dave Keon
2003 – Alexander Mogilny

VEZINA TROPHY



An annual award "to the goalkeeper adjudged to be the best at his position" as voted by the general managers of each of the 30 clubs.

1941 – Turk Broda
1948 – Turk Broda
1951 – Al Rollins
1954 – Harry Lumley
1961 – Johnny Bower
1965 – Johnny Bower & Terry Sawchuk
1981 – Michel Larocque (Montreal)

TROPHY WINNERS

MASTERTON TROPHY



An annual award "to the player who best exemplifies the qualities of perseverance sportsmanship and dedication to hockey."

2008 – Jason Blake

KING CLANCY MEMORIAL TROPHY



An annual award "to the player who best exemplifies leadership qualities on and off the ice and has made a noteworthy humanitarian contribution in his community."

2000 – Curtis Joseph

SELKE TROPHY



An annual award "to the forward who best excels in the defensive aspects of the game."

1993 – Doug Gilmour


JACK ADAMS TROPHY



An annual award "to the NHL coach adjudged to have contributed the most to his team's success."

1993 – Pat Burns

MOLSON CUP AWARD



An annual team award to the Leaf player having accumulated the most Molson Cup points by three star selections.

1974 – Borje Salming	1992 – Grant Fuhr
1975 – Darryl Sittler	1993 – Doug Gilmour
1976 – Darryl Sittler	1994 – Doug Gilmour
1977 – Borje Salming	1995 – Mats Sundin
1978 – Borje Salming	1996 – Felix Potvin
1979 – Darryl Sittler	1997 – Felix Potvin
1980 – Borje Salming	1998 – Felix Potvin
1981 – Darryl Sittler/ Wilf Paiement	1999 – Curtis Joseph
1982 – Michel Larocque	2000 – Curtis Joseph
1983 – Rick Vaive	2001 – Curtis Joseph
1984 – Rick Vaive	2002 – Mats Sundin
1985 – Bill Derlago	2003 – Ed Belfour
1986 – Ken Wregget	2004 – Ed Belfour
1987 – Rick Vaive	2006 – Mats Sundin
1988 – Ken Wregget	2007 – Mats Sundin
1989 – Gary Leeman	2008 – Vesa Toskala
1990 – Gary Leeman	2009 – Vesa Toskala
1991 – Peter Ing	2010 – Phil Kessel
	2011 – Phil Kessel

NHL AWARDS

YEAR	PLAYER	AWARD	WEEK/MONTH	STATS
1986	Steve Thomas	Rookie/Month	January	-
1990	Peter Ing	Rookie/Month	December	-
1993	Felix Potvin	Player/Week	January 25	3-0-0, 0.67 GAA
1993	Felix Potvin	Rookie/Month	February	5-2-2, 1.97 GAA
1993	Doug Gilmour	Player/Week	February 22	3GP, 2G, 6A, 8 PTS
1993	Felix Potvin	Player/Week	October 18	3-0-0, 1.67 GAA
1993	Felix Potvin	Player/Month	October	9-1-0, 2.20 GAA
1994	Felix Potvin	Player/Week	January 17	4-0-0, 1.22 GAA
1997	Steve Sullivan	Rookie/Month	March	14GP, 4G, 7A, 11PTS
1997	Mike Johnson	Rookie/Month	December	-
1998	Felix Potvin	Player/Week	March 16	3-1-0, 1.25 GAA
1998	Mats Sundin	Player/Week	October 25	3GP, 2G, 5A, 7PTS
1999	Sergei Berezin	Player/Week	April 4	3GP, 5G, 2A, 7PTS
2000	Curtis Joseph	Player/Week	February 27	3-0-0, 2.00 GAA
2000	Yanic Perreault	Player/Week	March 12	4GP, 5G, 3A, 8PTS
2002	Darcy Tucker	Player/Week	April 14	4GP, 4G, 5A, 9PTS
2002	Ed Belfour	Player/Week	November 24	2-0-0, 0.00 GAA
2004	Ed Belfour	Defensive/Week	January 25	3-0-0, 1.00 GAA
2004	Brian Leetch	Offensive/Week	March 21	4GP, 2G, 5A, 7PTS
2004	Ed Belfour	Defensive/Week	April 4	3-0-0, 0.67 GAA
2005	Bryan McCabe	Defensive/Week	October 16	4GP, 1G, 7A, 8PTS
2005	Bryan McCabe	Offensive/Week	November 20	3GP, 3G, 4A, 7PTS
2006	Mats Sundin	Third Star/Week	October 15	6GP, 4G, 4A, 8PTS
2006	Andrew Raycroft	Second Star/Week	November 5	3-0-0, 1.67 GAA
2007	Andrew Raycroft	First Star/Week	February 4	3-0-0, 1.33 GAA
2008	Mats Sundin	First Star/Week	March 2	4GP, 4G, 4A, 8PTS
2008	Vesa Toskala	Second Star/Week	March 23	3-0-0, 2.00 GAA
2009	Tomas Kaberle	First Star/Week	November 1	4GP, 2G, 10A, 12PTS
2009	Niklas Hagman	Third Star/Week	November 29	3GP, 5G, 0A, 5PTS
2010	J.S. Giguere	Second Star/Week	February 7	2-0-0, 0.00 GAA
2011	Phil Kessel	First Star/Week	February 27	4GP, 4G, 4A, 8PTS
2011	James Reimer	Rookie/Month	March	9-4-1, 2.87 GAA, 1SO



Mats Sundin was named the recipient of the Mark Messier Leadership Award for the 2007-08 season in recognition for his outstanding performance as a player, his leadership skills and his dedicated humanitarian efforts.

ALL-STAR GAME PARTICIPATION

The following Maple Leafs were selected as mid-season All-Stars:

SEASON	MAPLE LEAFS	POINTS/GOALS AGAINST
1968-69	Tim Horton	0
	Norm Ullman	1 (assist)
	Ron Ellis	0
1969-70	Dave Keon	0
	Dave Keon	0
1970-71	Paul Henderson	0
1971-72	Paul Henderson	1 (goal)
1972-73	Dave Keon	0
	Jim McKenny	0
1973-74	Norm Ullman	2 (assists)
	Darryl Sittler	2 (goal, assist)
1974-75	Borje Salming	0
1975-76	Wayne Thomas	4 goals against
	Lanny McDonald	2 (goals)
1976-77	Borje Salming	0
	Ian Turnbull	0
	Lanny McDonald	0
1977-78	Borje Salming	1 (assist)
	Darryl Sittler	1 (goal)
	Lanny McDonald	0
1978-79	Borje Salming	0
	Darryl Sittler	1 (assist)
	Dave Burrows	0
1979-80	Darryl Sittler	1 (assist)
	Robert Picard	0
1980-81	Rick Vaive	1 (goal)
1981-82	Bob Manno	0
	Rick Vaive	1 (goal)
1982-83	Rick Vaive	3 (all assists)
1983-84	Rick Vaive	1 (goal)
1984-85	Miroslav Frycer	1 (goal)
1985-86	Wendel Clark	0
1986-87	None - Rendezvous '87 (Team NHL vs Soviet Union)	0
1987-88	Al Iafrate	0
1988-89	Gary Leeman	2 (goal, assist)
1989-90	Al Iafrate	0
1990-91	Vincent Damphousse	4 (all goals) MVP
1991-92	Dave Ellett	1 (assist)
1992-93	Doug Gilmour	1 (goal)
1993-94	Doug Gilmour	1 (assist)
	Dave Andreychuk	2 (goal, assist)
	*Felix Potvin	3 goals against
	Wendel Clark	Did not attend due to injury
1994-95	Did not play due to work stoppage.	0
1995-96	Mike Gartner	0
	Mats Sundin	1 (assist)
	Larry Murphy	0
	Felix Potvin	1 goal against
1996-97	Mats Sundin	1 (assist)
1997-98	Mats Sundin	1 (assist)
1998-99	Mats Sundin	4 (goal, 3 assists)
	Curtis Joseph	Did not attend due to injury
1999-00	**Mats Sundin (543,428)	0
	**Curtis Joseph (554,789)	3 goals against
	Dmitry Yushkevich	2 (goal, assist)
2000-01	Mats Sundin	4 (2 goals, 2 assists)
2001-02	Mats Sundin	2 (assists)
	Tomas Kaberle	1 (assist)
2002-03	Mats Sundin	Did not attend due to injury
	Ed Belfour	Did not attend due to injury
2003-04	Mats Sundin	2 (assists)
	Gary Roberts	2 (goal, assist)
2004-05	Did not play due to work stoppage	0
2005-06	None - 2006 Torino Olympics	0
2006-07	Tomas Kaberle	0
2007-08	Tomas Kaberle	0
2008-09	Tomas Kaberle	2 (assists)
2009-10	None - 2010 Vancouver Olympics	0
2010-11	Phil Kessel	0

} Challenge Cup (Team NHL vs. Soviet Union)

*Felix Potvin earned 231,993 fan votes to become the first Maple Leaf to ever start the All-Star Game at any position since the inception of the balloting system in 1985-86.
 **Voted by the Fans as a starter for the All-Star Game (number of votes in brackets).
 Prior to 1968-69, the All-Star Game participants consisted of the previous season's Stanley Cup winner versus All-Stars selected from the remainder of the league.

ALL-STARS

These Toronto Maple Leafs have been selected to the National Hockey League year-end All-Star Teams. Numbers indicate first or second team.

1930-31

King Clancy, defence (1st)

1931-32

Harvey Jackson, left wing (1st)
King Clancy, defence (2nd)
Charlie Conacher, right wing (2nd)
Dick Irvin, coach (2nd)

1932-33

King Clancy, defence (2nd)
Charlie Conacher, right wing (2nd)
Harvey Jackson, left wing (2nd)
Dick Irvin, coach (2nd)

1933-34

King Clancy, defence (1st)
Charlie Conacher, right wing (1st)
Harvey Jackson, left wing (1st)
Joe Primeau, centre (2nd)
Dick Irvin, coach (2nd)

1934-35

Charlie Conacher, right wing (1st)
Harvey Jackson, left wing (1st)
Dick Irvin, coach (2nd)

1935-36

Charlie Conacher, right wing (1st)
Bill Thoms, centre (2nd)

1936-37

Harvey Jackson, left wing (1st)

1937-38

Gord Drillon,* right wing (1st)
Syl Apps, centre (2nd)
*Tied with Cecil Dillon, New York Rangers

1938-39

Syl Apps, centre (1st)
Gord Drillon, right wing (1st)

1940-41

Turk Broda, goal (1st)
Wally Stanowski, defence (1st)
Sweeney Schriner, left wing (1st)
Syl Apps, centre (2nd)

1941-42

Syl Apps, centre (1st)
Turk Broda, goal (2nd)
Bucko McDonald, defence (2nd)
Gord Drillon, right wing (2nd)

1942-43

Lorne Carr, right wing (1st)
Syl Apps, centre (2nd)

1943-44

Babe Pratt, defence (1st)
Lorne Carr, right wing (1st)
Paul Bibeault, goal (2nd)
Hap Day, coach (2nd)

1944-45

Babe Pratt, defence (2nd)

1945-46

Gaye Stewart, left wing (1st)

1947-48

Turk Broda, goal (1st)

1949-50

Gus Mortson, defence (1st)
Ted Kennedy, centre (2nd)

1950-51

Jim Thomson, defence (2nd)
Ted Kennedy,* centre (2nd)
Sid Smith, left wing (2nd)
*Kennedy tied with Sid Abel, Detroit

1951-52

Jim Thomson, defence (2nd)
Sid Smith, left wing (2nd)

1953-54

Harry Lumley, goal (1st)
Tim Horton, defence (2nd)
Ted Kennedy, centre (2nd)

1954-55

Harry Lumley, goal (1st)
Sid Smith, left wing (1st)

ALL-STARS

1955-56

Tod Sloan, centre (2nd)

1959-60

Allan Stanley, defence (2nd)

1960-61

Johnny Bower, goal (1st)
Frank Mahovlich, left wing (1st)
Allan Stanley, defence (2nd)

1961-62

Carl Brewer, defence (2nd)
Dave Keon, centre (2nd)
Frank Mahovlich, left wing (2nd)

1962-63

Carl Brewer, defence (1st)
Frank Mahovlich, left wing (1st)
Tim Horton, defence (2nd)

1963-64

Tim Horton, defence (1st)
Frank Mahovlich, left wing (2nd)

1964-65

Carl Brewer, defence (2nd)
Frank Mahovlich, left wing (2nd)

1965-66

Allan Stanley, defence (2nd)
Frank Mahovlich, left wing (2nd)

1966-67

Tim Horton, defence (2nd)

1967-68

Tim Horton, defence (1st)

1968-69

Tim Horton, defence (1st)

1970-71

Dave Keon, centre (2nd)
Jacques Plante, goal (2nd)

1974-75

Borje Salming, defence (2nd)

1975-76

Borje Salming, defence (2nd)

1976-77

Borje Salming, defence (1st)
Lanny McDonald, right wing (2nd)

1977-78

Borje Salming, defence (2nd)
Darryl Sittler, centre (2nd)

1978-79

Borje Salming, defence (2nd)

1979-80

Borje Salming, defence (2nd)

2001-02

Mats Sundin, centre (2nd)

2003-04

Bryan McCabe, defence (2nd)
Mats Sundin, centre (2nd)

ALL-TIME SWEATER NUMBERS

*Some players wore two or more numbers.

*Includes regular season and playoffs but does not include 2011-12 season.

1

Baz Bastien, Gord Bell, Tim Bernhardt, Paul Bibeault, Johnny Bower, Turk Broda, Lorne Gamble, Ed Chadwick, Gerry Cheevers, Bruce Dowie, Bruce Gamble, Ben Grant, George Hainsworth, Peter Ing, Ed Johnston, Mark Laforest, Michel Larocque, Harry Lumley, Cesare Maniago, Frank McCool, Gerry McNamara, Gord McRae, Jacques Plante, Justin Pogge, Darren Puppa, Andrew Raycroft, Jeff Reese, Damian Rhodes, Curt Ridley, Johnny Roach, Jim Rutherford, Don Simmons, Al Smith, Gary Smith, Rick St. Croix, Phil Stein, Vince Tremblay, Dunc Wilson, Ross "Lefty" Wilson.

2

Wade Belak, Carl Brewer, Garth Butcher, Bobby Copp, Bert Corbeau, Gerald Diduck, Jerome Dupont, Dallas Eakins, Ted Fauss, Bob Goldham, Danny Hillman, Larry Hillman, Red Horner, Greg Hotham, Trevor Johansen, Brian Leetch, Sylvain Lefebvre, Rick Ley, Joe Lundrigan, Darwin McCutcheon, Ric Nattress, Gary Nylund, Pierre Plante, Babe Pratt, Beattie Ramsey, Marc Reaume, Luke Richardson, Luke Schenn, Art Smith, Wally Stanowski, Jim Thomson, Ian Turnbull, Rob Zetterl.

3

Al Abour, Wade Belak, Jim Benning, Mickey Blake, William Brydge, Larry Carriere, Sylvain Cote, Hap Day, Dale Degray, Art Duncan, Daryl Evans, Garnet Exelby, Fern Flaman, Jimmy Fowler, Todd Gill, John Gisdale, Reg Hamilton, Pierre Hedin, Flash Hollett, Syd Howe, Grant Jennings, Alex Levinsky, Bob Manno, Dave Manson, Brad Marsh, Matt Martin, Bucko McDonald, Marc Moro, Jim Morrison, Gus Mortson, Ken Murray, Randy Murray, Bob Neely, Dion Phaneuf, Marcel Pronovost, Joel Quenneville, Pat Ribble, Bob Rouse, Duane Rupp, Charlie Sands, Brad Selwood, Dave Shand, Art Smith, Wally Stanowski.

4

Reid Bailey, Hugh Bolton, Cory Cross, Kevin Dahl, Bob Davidson, Hap Day, Art Duncan, Dave Dunn, Dave Ellett, Jeff Finger, Greg Hotham, Trevor Johansen, Red Kelly, Steve Kraftcheck, Rick Lanz, Gary Leeman, Brad Maxwell, Bob McGill, Mike Pelyk, Robert Picard, Tracy Pratt, Duane Rupp, Dave Shand, Darryl Shannon, D.J. Smith, Harry Watson.

5

Bill Barilko, Andy Blair, Garth Boesch, King Clancy, Bill Carson, Bob Davidson, Corbett Denny, Reg Hamilton, Pep Kelly, Nick Metz, Moe Morris.

6

Ace Bailey, Charlie Conacher, Ron Ellis, George Patterson.

7

Max Bentley, King Clancy, Terry Clancy, Dan Cox, Garnet Exelby, Kelly Fairchild, Jim Harrison, Jim Herberts, Tim Horton, Bingo Kampman, Butch Keeling, Derek King, Red McCaffrey, Lanny McDonald, Jack McLean, Dave McLain, Sergio Momesso, Ken Murray, Frank Nighbor, Jason Podollan, Bud Poile, Joe Primeau, Mike Ridley, Gary Roberts, Doc Romnes, David Sacco, Rocky Saganik, Jack Shill, Bill Taylor, Greg Terrion, Gilles Thibaudeau, Bill Thoms, Ian White.

8

Mike Allison, Tim Armstrong, Don Ashby, Ace Bailey, Ken Baumgartner, Aki Berg, Gus Bodnar, Buzz Boll, Murph Chamberlain, Carlo Colaiacovo, Rich Costello, Hal Cotton, Tie Dorn, Jim Dorey, Gerry Ehman, Alex Faulkner, Ron Ellis, Chris Covedaris, Todd Hawkins, Mel Hill, George Horne, Mike Hotham, Pierre Jarry, Larry Keenan, Dmitri Khrstich, Joe Klukay, Greg Kozak, Les Kozak, Pete Langelle, John MacMillan, Norm Mann, Willie Marshall, Paul Masnick, Bob McGill, Sean McKenna, Don Metz, Richard Mulhern, Gary Nylund, Fred Perlini, Walt Poddubny, Bob Ramage, Larry Regan, Rocky Saganik, Bert Selby, Sid Smith, Jack Valiquette, Todd Warriner, Gary Yaremchuk.

9

Stewart Adams, Glenn Anderson, Nik Antropov, Colby Armstrong, Don Ashby, Andy Bathgate, Mark Bell, Lorne Carr, Lex Chisholm, Charlie Conacher, Russ Courtnall, Mike Craig, Dick Duff, Stewart Gavin, Alex Gray, Niklas Hagman, Dave Hannan, Josh Holden, Brent Imlach, Busher Jackson, Calle Johansson, Pep Kelly, Ted Kennedy, Gerald Lowrey, Dan Maloney, Alexander Sjugobov, Norm Ullman.

10

Glenn Anderson, John Anderson, Syl Apps, George Armstrong, Bill Berg, Vincent Damphousse, George Ferguson, Ron Francis, Aaron Gavey, Roger Jenkins, Butch Keeling, Ted Kennedy, Brad May, Nick Metz, Zdenek Nedved, Eric Pettinger, Joe Primeau, Marian Stastny, Alex Steen, Garry Valk.

11

Nik Antropov, Andy Blair, Fred Boimistruck, Bruce Boudreau, Harold Cotton, Dave Creighton, David Downie, Art Duncan, Ron Ellis, Gerry Foley, Mike Gartner, Todd Gill, Gaston Gingras, Mark Greig, Inge Hammarstrom, Red Horner, Jack Ingoldby, Busher Jackson, Gerry James, Larry Landon, Guy Larose, Gary Leeman, Al MacNeil, Walt McKechnie, Howie Meeker, Don Metz, Rudy Migay, Bob Nevin, Owen Nolan, Murray Oliver, Cam Plante, Norman (Bud) Poile, Sweeney Schriner, Brit Selby, Fredrik Sjostrom, Tod Sloan, Bob Solinger, Steve Sullivan, Jiri Tlustý, Guy Trotter, Ron Wilson.

12

Ace Bailey, Andy Blair, Serge Boisvert, Laurie Boschman, Bruce Boudreau, Wayne Carleton, Brandon Convery, Gord Drillon, Bill Ezinicki, Frank Finnigan, Tom Fitzgerald, Fern Flaman, Jim Harrison, Jeff Jackson, Wes Jarvis, Roger Jenkins, Ross Johnstone, Ted Kennedy, Hec Kilrea, Kris King, Al MacNeil, Gary McAdam, Dale McCourt, Larry Mickey, Mark Osborne, Rob Pearson, Walt Poddubny, Babe Pratt, Eddie Rodden, Doug Shedden, Art Smith, Lorne Stamlner, Pete Stenkowski, Lee Stempniak, Ron Stewart, Steve Thomas, Erol Thompson, Dixon Ward.

13

Ken Linseman, Mats Sundin, Ken Yaremchuk.

14

Dave Andreychuk, Peter Backor, Steve Backor, George Boothman, Red Carr, Murph Chamberlain, Rob Gimetta, Bobby Copp, Harold Cotton, Brian Cullen, Miroslav Frycer, Bob Gracie, Bob Goldham, Harold Halderson, Ted Hampson, Darby Hendrickson, Jonas Hoglund, Buck Jones, Mike Kaszcyk, Dave Keon, Craig Laughlin, Gary Lowrey, Vic Lynn, Gus Markar, John McLellan, Johnny McCree, Rudy Miigay, Gary Monahan, Jim Morrison, Wilf Palment, Dave Reid, Rene Robert, Matt Stajan, Dave Tomlinson, Bill Thoms, Stan Weir, Ron Wilson.

15

George Armstrong, Jim Benning, Pat Boutette, Wally Boyer, Bill Carson, Les Costello, Marty Dallman, Ken Doraty, Denis Dupere, Mike Foligno, Lou Franceschetti, Dave Gagner, Benny Grant, Jack Hamilton, Billy Harris, Pat Hickey, Flash Hollett, Red Horner, Syd Howe, Mike Hudson, Peter Ihnacak, Art Jackson, Larry Jeffrey, Tomas Kaberle, Pep Kelly, Derek Laxdal, Claude Loiselle, Paul Marshall, Bob McGill, Howie Meeker, Don Metz, Nick Metz, Earl Miller, Dmitri Mironov, Joe Primeau, Gary Sabourin, Brit Selby, Tod Sloan, Brian Spencer, Bob Stephenson, Gaye Stewart, Bill Sutherland, Gary Unger, Mike Walton, Brian Wiseman, Ken Yaremchuk.

16

Russ Adam, Syl Apps, Earl Balfour, Jamie Baker, Craig Berube, Lonny Bohonos, Leo Boivin, George Boothman, Nikolai Borschevsky, Greg Britz, Arnie Brown, Ray Ceresino, Jack Church, Pete Conacher, Rich Costello, Russ Courtnall, Brian Cullen, Harold Darragh, Ernie Dickens, Tim Ecclestone, Bill Ezinicki, Paul Fenton, Benny Grant, Ray Hannigan, Billy Harris, Darby Hendrickson, Red Heron, Pat Hickey, Larry Hillman, Dan Hodgson, Tim Horton, Art Jackson, Gary James, Wes Jarvis, Jim Jones, Greg Johnston, Mike Kaszcyk, Rick Kehoe, Pep Kelly, Gary Leeman, Alex Levinsky, Jamie Lundmark, Clarke MacArthur, Blair MacCosey, Fleming MacKell, John McCormack, Nick Metz, Jim Mikol, Dickie Moore, Eric Nesterenko, Frank Nigo, Ed Olczyk, Bert Olmstead, Randy Osburn, George Parsons, Bud Poile, Charlie Sands, Rod Seiling, Sid Smith, Wally Stanowski, Gaye Stewart, Bill Thoms, Darcy Tucker, Mike Walton, Bob Warner, Ken Yaremchuk.

ALL-TIME SWEATER NUMBERS

17

Murray Armstrong, Bob Bailey, Alain Belanger, Buzz Boll, Bruce Boudreau, Doug Brindley, Jerry Butler, Wendell Clark, Brian Conacher, Bob Davidson, Ab Demarco, Dave Downie, Bruce Draper, Dick Duff, Denis Dupere, Gerry Ehman, Paul Evans, Bill Ezinicki, Jack Forsey, Cal Gardner, Stewart Gavin, Bob Goldham, Benny Grant, Jack Hamilton, Gord Hannigan, Duke Harris, Bob Hassard, Red Heron, Paul Higgins, Bronco Horvath, Art Jackson, Harvey Jackson, Jim Jarvis, Bingo Kampman, Rick Kehoe, Joe Klukay, Don McKenney, Nick Metz, Jim Pappin, Jean Paul Parise, Eric Prentice, Wayne Primeau, Fred Robertson, Duane Rupp, Charlie Sands, Rod Seiling, Floyd Smith, Bill Stewart, Blaine Stoughton, Harry Taylor, Rys Thomson.

18

Al Abour, Norm Armstrong, Bob Bailey, Alain Belanger, Garth Boesch, Leo Boivin, Carl Brewer, Mike Brown, Brian Conacher, Brian Cullen, Bob Davidson, Harold Druken, Paul Gagne, Paul Gardner, Ernie Godden, Red Heron, Peter Ihnacak, Art Jackson, Bill Juzda, Chad Kilger, Craig Laughlin, Kevin Maguire, Kent Manderville, Bob Manno, Gus Marker, Gary Marsh, Shep Mayer, Allyn McCauley, Jim McKenny, Jack McLean, Don Metz, Windy O'Neill, Jim Pappin, George Parsons, Scott Pearson, Wayne Presley, Wayne Primeau, David Reid, Ron Sedlbauer, Jack Shill, Peter White, Jeremy Williams.

19

Doug Baldwin, Bill Barilko, Leo Boivin, Hugh Bolton, Bruce Boudreau, Turk Broda, Jack Church, Ray Corrigan, Barry Cullen, John Cullen, Bill DeRago, Kent Douglas, Jeff Farkas, Tom Fergus, Bill Flett, Jack Hamilton, Paul Henderson, Greg Hubick, Gerry James, Kenny Jonsson, Dmitri Khrstich, Joe Klukay, Joffrey Lupul, Norm Mann, Bucko McDonald, Don Metz, Nick Metz, Fredrik Modin, Dominic Moore, Gus Mortson, Eric Nesterenko, Mikael Renberg, Jack Schill, Ron Stewart, Alexander Sjugobov, Billy Taylor, Don Webster, John Wilson.

20

Claire Alexander, George Armstrong, Don Ashby, Bob Bailey, Ed Belfrage, Mickey Blake, Hugh Bolton, Bill Burega, Larry Cahan, Ed Chadwick, Jack Church, Frank Dunlap, Jeff Farkas, Frank Finnigan, Hank Goldup, Reg Hamilton, Christian Hanson, Bob Hassard, Tim Horton, Jack Ingoldby, Ralph Intraruovo, Art Jackson, Mike Johnson, Terry Johnson, Bingo Kampman, Mike Kaszcyk, Ted Kennedy, Mark Kirton, Jim Korn, Alexei Kudashov, Paul Lawless, Don Luce, Frank Mathers, Kevin McClelland, John McCormack, John McCree, Gary Monahan, Zdenek Nedved, Mike Pelyk, Bob Pulford, Bobby Reynolds, Joe Sacco, Jack Schill, Al Secord, Tod Sloan, Wally Stanowski, Rich Sutter, Jim Thomson, Rick Vaive.

21

Gary Aldcorn, Bob Bailey, Bill Barilko, Bobby Baun, Gus Bodnar, Leo Boivin, Aaron Broten, Terry Clancy, Mariusz Czerkowski, Bob Dawes, Gord Drillon, Mike Eastwood, Jack Howard, Ron Hurst, Pete Langelle, Danny Lewicki, Parker MacDonald, Adam Mair, Norm Mann, Jack Markie, Willie Marshall, Jamal Mayers, Sean McKenna, Rudy Migay, Jim Morrison, Kirk Muller, Mark Osborne, Mike Pelyk, John Pohl, Martin Prochazka, Bob Reichel, Warren Rychel, Borje Salming, Darryl Sly, Bob Solinger, Gaye Stewart, Billy Taylor, Harry Taylor.

22

Doug Acomb, Gary Aldcorn, Earl Balfour, Ken Baumgartner, Francois Beauchemin, Jack Bionda, Charles Blair, Mike Blaisdell, Arnie Brown, Mike Bullard, Lex Chisholm, Brian Conacher, Les Costello, Dave Creighton, Brian Cullen, Boyd Devereaux, Dave Fortier, Jack Hamilton, Reg Hamilton, Gord Hannigan, Larry Hillman, Ron Hurst, Larry Jeffrey, Danny Johnson, Forbes Kennedy, Ken Kleie, Igor Korolev, Fleming MacKell, Al MacNeil, Brian Marchinko, Don Marshall, Shep Mayer, Rudy Migay, Jim Morrison, Alexei Ponikarovsky, Scott Pearson, Michel Pettit, Luke Richardson, Tod Sloan, Sid Smith, Brian Spencer, Cy Thomas, Erol Thompson, Ray Timgren, Rick Vaive, Glen Wesley, Tiger Williams.

23

Bob Bailey, Earl Balfour, Hugh Bolton, Greg Britz, Turk Broda, Jeff Brubaker, Randy Carlyle, Dave Creighton, Bob Dawes, Ernie Dickens, Harold Druken, Slava Duris, Dave Farris, John Gibson, Todd Gill, Hank Goldup, Pat Graham, Gord Hannigan, Pat Hannigan, Andre Hise, Dave Hutchison, Brett Lebeda, Danny Lewicki, Bill MacMillan, Phil Maloney, Alexei Ponikarovsky, Noel Price, Pat Quinn, Al Rollins, Phil Sarnis, Eddie Shack, Dale Smedsmo, Bob Solinger, Ken Strong, Petr Svoboda, Ray Timgren, Jeff Ware.

24

Norman Aubin, Patrik Augusta, Earl Balfour, Gord Bell, Drake Berehowsky, John Breneman, Al Buchanan, Mike Byers, Gary Collins, Dan Daoust, Dick Duff, Slava Duris, Aut Erickson, Jonas Frogren, Brian Glennie, Per Gustafsson, Brent Imlach, Ed Joyal, Bill Kendall, John MacMillan, Al MacNeil, Darryl Maggs, Willie Marshall, Bryan McCabe, Jim Morrison, Mike Nykoluk, Tom Pederson, Michel Petit, Joe Sacco, Terry Sawchuk, Darryl Shannon, Don Simmons, D.J. Smith, Sid Smith, Ron Stewart, Scott Thornton, Randy Wood.

25

Greg Andrusak, John Arundel, Earl Balfour, Willy Brossart, Al Buchanan, Jack Cafferly, Wayne Carleton, Bob Dawes, Paul DiPietro, Gary Edmundson, Scott Garland, Hal Gill, Bob Hassard, Jeff Jackson, Alexander Khavanov, Bill Kirchen, Tom Kurvers, Ed Litzenberger, Jyrki Lumme, John MacMillan, Phil Maloney, Milan Marcetta, Terry Martin, Jim Mayer, Marc McIntyre, Jim McKenny, Eric Nesterenko, Joe Niemi, Ben Ondrus, George Parsons, Bud Poile, Marc Reaume, David Reid, Bill Root, Rod Schutt, Jason Smith, Greg Smyth, Bob Solinger, Peter Stenkowski, Mike Stothers, Frank Sullivan, Steve Thomas, Darren Veitch, Leigh Verstraete, Ron Ward, Terry Yake, Gary Yaremchuk, Peter Zedel.

26

Gary Aldcorn, Bob Baun, Dave Burrows, Jack Capuano, Russ Courtnall, Paul Healey, Jamie Heward, Bill Kitchen, Chris Kotsopoulos, Mike Krushynski, Rick Ley, Bob Liddington, Frank Mahovlich, Wally Maxwell, Al McGill, Basil McRae, Gerry Meehan, Barry Melrose, Lyle Moffat, Craig Muni, Ben Ondrus, Nathan Perrott, Allan Stanley, Mike Stevens, Mike Van Ryn, Daren Veitch, Curt Walker, Craig Wolanin, Dmitry Yushkevich, Mike Zigomanis.

27

Shayne Corson, Brian Cullen, Lucien DeBlois, Ken Girard, Miroslav Ihnacak, John Kordic, Frank Mahovlich, Bryan Marchment, Chris McRae, Gerry Meehan, Gord Nelson, Mike Nykoluk, Michael Peca, Dave Semenko, Darryl Sittler.

28

John Anderson, Carl Brewer, Bruce Boudreau, Randy Carlyle, Brian Curran, Tie Dorn, Paul Evans, Dave Farris, David Harlock, Benoit Hogue, Val James, Derek Laxdal, Kevin Maguire, Paul Marshall, Bill McCree, Colton Orr, Mike Pelyk, Fred Perlini, Bill Root, Bob Rouse, Darryl Shannon, Greg Smyth, Leigh Verstraete, Blake Wesley, Rod Willard, Gary Yaremchuk.

29

Drake Berehowsky, Paul Evans, Martin Gerber, Todd Gill, Ken Hammond, Paul Higgins, Matt Lashoff, Joe MacDonald, Chris McRae, Mike Palmateer, Fred Perlini, Karel Pilar, Justin Pogge, Felix Potvin, Darryl Shannon, Brad Smith, Bill Thoms, Vincent Tremblay.

30

Jean-Sebastien Aubin, Tom Barrasso, Allan Bester, Sebastian Centomo, Don Edwards, Bruce Gamble, Paul Harrison, Glenn Healy, Michel Larocque, Ron Low, Bernie Parent, Terry Sawchuk, Al Smith, Rick St. Croix, Wayne Thomas, Vince Tremblay, Rick Wamsley, Dunc Wilson, Ken Wregget.

31

Don Beaupre, Allan Bester, Marcel Cousineau, Jiri Crha, Marv Edwards, Gunt Fuhr, Pierre Hamel, Peter Ing, Curtis Joseph, Pavel Kubina, Murray McLachlin, Gord McRae, Bob Parent, Damian Rhodes, Al Smith, Ken Wregget.

32

Greg Britz, Joe Colborne, Mike Eastwood, Alex Foster, Pierre Hamel, Benoit Hogue, Wes Jarvis, Nick Kypreos, Daniel Mairois, Chris McRae, Craig Muni, Frank Niro, Fred Perlini, Ken Strong, Mikael Tellqvist, Steve Thomas, Kris Versteeg, Gary Yaremchuk, Ron Zanussi.

33

Reid Bailey, Bates Battaglia, Don Beaupre, Jeff Brown, Luca Caputi, David Cooper, Doug Favell, Bob Halkidis, Benoit Hogue, Dave Hutchison, Al Iafraite, Craig Johnson, Matt Martin, Chris McAllister, Craig Muni, Curt Ridley, Wayne Thomas, Bob Wren.

ALL-TIME SWEATER NUMBERS

34

Bryan Berard, Rob Cimetta, Rocky Dundas, Ted Faus, Flash Hollett, Wes Jarvis, Terry Johnson, Maxim Kondratiev, Jamie Macoun, Craig Muni, Fred Perlini, Dave Reid, James Reimer, Jeff Serowik, Darryl Shannon, Leigh Verstraete, Ken Yaremchuk.

35

Normand Aubin, Bruce Boudreau, Marty Dallman, Jean-Sebastien Giguere, Pat Jablonski, Derek Laxdal, Marc Magnan, Jeff Reese, Curt Ridley, Rod Schutt, Corey Schwab, Vesa Toskala.

36

Brendan Bell, Frank Bialowas, Len Esau, Carl Gunnarsson, Ken McRae, Mike Millar, Jamie Heward, Anton Stralman, Dmitry Yushkevich.

37

Tim Brent, Darby Hendrickson, Trevor Kidd, Mark Kolesar, Eric Lacroix, Don MacLean, Jason Podollan, Doug Shedden, Dave Tomlinson, Ian White.

38

David Harlock, Brad Leeb, Jay Rosehill, Chris Snell, Yannick Tremblay.

39

Kelly Chase, Jeff Farkas, Matt Frattin, Simon Gamache, Travis Green, Mike Kennedy, Ladislav Kohn, John Mitchell, Alexei Ponikarovskiy, Eric Westrum, Clarke Wilm, Ron Zanussi.

40

Tie Domi, Kelly Fairchild, Ken McRae, Phil Oreskovic.

41

Jason Allison, Paul Gagne, Eric Lacroix, Nikolai Kulemin, Matt Stajan, Jiri Tlustý, Shayne Toporowski.

42

Kevyn Adams, Tyler Bozak, David Cooper, Tim Stapleton, Kyle Wellwood.

43

Ken Belanger, Nathan Dempsey, Nazem Kadri, Jay Harrison.

44

Brian Bradley, John Craighead, Anders Eriksson, Ryan Hollweg, Brayden Inwin, Staffan Kronwall, John McIntyre, Yanic Perreault.

45

Carlo Colaiacovo, Marcel Mueller, Zdenek Nedved, Viktor Stalberg.

46

Joey Crabb, Ben Ondrus.

47

Darryl Boyce.

48

Jeremy Williams.

49

Dmitri Yakushin.

50

Darryl Boyce, Jonas Gustavsson.

51

Jeff Hamilton, Rickard Wallin.

52

Robbie Earl, Sean Haggerty, Alexander Karpovtsev.

53

John Pohl.

54

Kris Newbury.

55

Drake Berehowsky, Jason Blake, Korbinian Holzer, Danny Markov, Larry Murphy, Ric Jackman.

56

Andre Deveaux, Andy Wozniowski.

59

Keith Aulie, Jaime Sifers.

67

Robert Svehla.

71

Mike Foligno.

72

Mathieu Schneider.

73

Pavel Kubina.

77

Pavel Kubina.

80

Nik Antropov.

81

Phil Kessel.

84

Mikhail Grabovski.

88

Eric Lindros.

89

Alexander Mogilny.

92

Jeff O'Neill.

93

Doug Gilmour, Alexander Godnyuk.

94

Sergei Berezin, Yanic Perreault.

96

Phil Housley.

99

Wilf Paiement.

2011 HOCKEY HALL OF FAME INDUCTEE

JOE NIEWENDYK



HOCKEY HALL OF FAME INDUCTEES

These esteemed members of the Hockey Hall of Fame all saw service either as a player or on the organizational side of the Toronto Arenas, Toronto St. Pats or Toronto Maple Leaf Hockey Club. Year in brackets indicates year elected. Players recognized based on the following criteria:

- Skaters: 100 games as a Leaf
- Goaltenders: 80 games as a Leaf
- Coaches: 80 games as a Leaf

BUILDERS



HAROLD E. BALLARD
(1977)



J.P. BICKELL
(1978)



CLIFF FLETCHER
(2004)



JIM GREGORY
(2007)



WILLIAM A. HEWITT
(1947)



FOSTER HEWITT
(1965)



GEORGE "PUNCH"
IMLACH (1984)



DICK IRVIN SR.
(1958)



ROGER NEILSON
(2002)



RUDY PILOUS
(1985)



NORMAN "BUD" POILE
(1990)



FRANK J. SELKE
(1960)



CONN SMYTHE
(1958)



HOCKEY HALL OF FAME INDUCTEES

PLAYERS



JACK ADAMS
(1959)



GLENN ANDERSON
(2008)



SYL APPS
(1961)



GEORGE ARMSTRONG
(1975)



IRVINE "ACE" BAILEY
(1975)



ED BELFOUR
(2011)




MAX BENTLEY
(1966)



JOHNNY BOWER
(1976)




WALTER "TURK" BRODA
(1967)



HARRY CAMERON
(1962)




FRANK "KING" CLANCY
(1958)




CHARLIE CONACHER
(1961)



CLARENCE "HAP" DAY
(1961)



GORD DRILLON
(1975)



DICK DUFF
(2006)




CECIL "BABE" DYE
(1970)




FERNIE FLAMAN
(1990)



GRANT FUHR
(2003)



MIKE GARTNER
(2001)



DOUG GILMOUR
(2011)



GEORGE
HAINSWORTH (1961)



C.R. "RED" HORNER
(1965)



TIM HORTON
(1977)

Cont'd...

PLAYERS



HARVEY "BUSER"
JACKSON (1971)



LEONARD "RED" KELLY
(1969)



TED KENNEDY
(1966)



DAVE KEON
(1986)



HARRY LUMLEY
(1980)



FRANK MAHOVLICH
(1981)



LANNY McDONALD
(1992)



LARRY MURPHY
(2004)



REG NOBLE
(1962)



BERT OLMSTEAD
(1985)



JACQUES PLANTE
(1978)



WALTER "BABE"
PRATT (1966)



JOSEPH "JOE"
PRIMEAU (1966)



MARCEL PRONOVOST
(1978)



BOB PULFORD
(1991)



BORJE SALMING
(1996)



TERRY SAWCHUK
(1971)



DAVID "SWEENEY"
SCHRINER (1962)



DARRYL SITTLER
(1989)



ALLAN STANLEY
(1981)



NORM ULLMAN
(1982)



HARRY WATSON
(1994)

2011 HOCKEY HALL OF FAME INDUCTEE
DOUG GILMOUR



PRIOR TO THE INCEPTION OF THE MAPLE LEAFS

Once known as the Arenas and the St. Patricks, Toronto's premier hockey franchise became known as the Maple Leafs after a group headed by Conn Smythe purchased the team on Valentine's Day, February 14, 1927. Taking over a club that earned Stanley Cup championships in 1918 (Toronto Arenas) and 1922 (Toronto St. Pats), Smythe soon started laying the foundation that evolved into the current appearance of the storied Toronto Maple Leafs. Now in charge of Toronto's National Hockey League entry, Smythe's patriotic pride led him to decide on a Maple Leaf as the team's namesake and crest. The Maple Leaf was a proud national symbol to Smythe due to his military career. It is also said that he admired the team name of the East Toronto Maple Leaves whom he scouted regularly. The uniform colours remained green and white for the balance of the 1926-27 season out of respect for the previous organization but a makeshift jersey was employed that year as a Maple Leaf replaced the "St. Pats" on the chest. The next season, he changed the colours to blue and white, likely due to his long time involvement with the University of Toronto Blues hockey team who share the same colours. Past Public Relations Director, Stan Obodiac was fond of saying the blue represented the blue of the Canadian sky and the white represented the white of the Canadian snow.

1927-33

In 1927, the Leafs were the first NHL club to have both a home sweater (blue) and a road sweater (white). This distinction would continue for the following few seasons. Smythe's first proper uniform consisted of a dark blue home jersey with a series of thin-wide-thin striped bands on the arms, leggings and shoulders, and a 48-point Maple Leaf on the chest with the words "Toronto Maple Leafs" displayed upwards, like a smile, on the crest. The Leafs road uniform of the time was white with three stripes of equal width above and below the same Maple Leaf on the chest (just above the waist). These stripes were also on the back of the sweaters and the stockings.

1933-34

Same design, except the thin-wide-thin stripes on the neck and shoulders were replaced with three thin stripes of equal width.



George Patterson
1927-28



Charlie Conacher
1929-30



Sid Smith
1947-48



Jim Thomson & Fernie Flaman
1952-53



Harry Watson, Harry Lumley, Sid Smith
1953-54

1934-37

The basic design of the Leaf uniform for the next four decades was established just prior to the Ace Bailey Benefit Game. The leggings remained the same - three sets of thin-wide-thin stripes - but the jersey itself consisted of two stripes of equal width on the arms and on the waist. There were no stripes on the shoulder, just a simple white band around the collar. The maple leaf crest remained unchanged. The road uniform was similar, with blue stripes and collar.

1937-67

The home uniform remained virtually unchanged during these years except for some subtle alterations to the Maple Leaf crest. The appearance of veins appeared on the crest. As well, the word "Toronto" curving downwards and "Maple Leafs" going straight across appeared in 1937. A 35-point Leaf crest was introduced in 1942. In 1947, the words "Toronto Maple Leafs" appeared in red, but the innovation was largely ceremonial and only lasted one semester. The first appearance of the captain's "C" and the alternate captain's "A" appeared during the 1946-47 season. Other modifications included: highlighting the Leaf crest with a white border (or blue border) and variations to the veins of the Leaf. In 1958, the neck was outfitted with a six-eyelet lace and tie, and this remained a feature of the Leaf uniform until 1973. In 1958, a major alteration was made to the Leafs' road uniform when a solid blue yolk was added to the shoulder, extending from the neck to just above the stripe on the arm. In 1961, when the Leafs began to put numbers on the sleeves of the jersey, this stripe was tapered back to the top of the arm.

1967-70

The first major modification in four decades was made to both the Leafs' home and road uniform prior to the start of the 1967 playoffs. The standard 35-point Leaf crest was replaced with a solid 11-point Maple Leaf - similar to the Maple Leaf displayed on the new Canadian flag - in celebration of Canada's centennial year. "Toronto" still curved slightly downward. The two stripes on the arm and waist were replaced with one set of thin-wide-thin stripes, not unlike those on the Leaf uniform of 1928. The road uniform still retained the solid blue yolk on the shoulders.

1970-92

Another distinctive change was made to the Leafs uniform prior to the start of the 1970-71 season, when the NHL introduced legislation requiring the home team to wear white uniforms at home. The crest that was introduced in 1967 was abandoned in favour of the 11-point Leaf with the word "Toronto" going straight across and running parallel to the words "Maple Leafs." The arm stripes on both home and away uniforms was discontinued, replaced with a solid yolk extending from the neck to the wrist. A solid stripe on the waist, two solid stripes on the stockings and a miniature Leaf crest on the shoulders completed the new uniform design. The Leafs went back to the tie down collar for 1973-74 to 1975-76. In 1975, the leggings were altered to have two stripes instead of three. In 1976-77, the collar went back to the V-neck shape. In 1977, names appeared on the back of the road uniform and by 1979, on the back of the home jersey as well. Ceremonial patches, such as those celebrating the 50th anniversary of the Gardens, commemorating the Heart and Stroke fund, and dedications to King Clancy and Harold Ballard were common features in the 1980s and early 1990s.

1992-2000

During selected games of the NHL's 75 Anniversary Season (1991-92), the Leafs wore an "Original Six" styled uniform, similar in design to the classic jerseys of the 1940s. The fans greeted the "old style" design enthusiastically and with that in mind, the first design changes to the Leafs uniform in 22 years occurred in 1992-93. The uniform was a mixture of the old - three sets of thin-thick-thin stripes on the socks, two stripes on the arm and waist with the solid shoulder and arm stripe being discontinued - and the new, with the distinctive 11-point Leaf crest remaining. The shoulder patch featured an old-style Leaf, much like the one featured on the "Original Six" uniform. Honoured sweater numbers were commemorated, for a time, by special shoulder patches on two Leaf jerseys first in 1993-94. The Leafs recognized the 65th anniversary of Maple Leaf Gardens by wearing the team's sweater, circa 1928, to 1931 for two games in 1996-97. Promoted as Heritage Sweaters, the team wore these replica sweaters (48-point Leaf crest) from the 1931 era. In 1997-98, the numerals and letters on the back of the sweater were modified to match the font of the Maple Leaf logo. A mesh-style under-arm was also incorporated. In 1998-99, in commemoration of the final National Hockey League action at the venerable Maple Leaf




Allan Stanley
1963-64



Johnny Bower
1967-68



Eddie Shack
1973-74



Wendel Clark
1989-90



Dave Andreychuk
1993-94



Dion Phaneuf
2010

Gardens, a special jersey was worn for five home games and five road games. It featured the 35-point Leaf crest on the front and solid blue yolk along the shoulders. The jersey also incorporated the six-eyelet lace and tie which was a feature of the Leaf uniform from 1958 to 1973. This vintage sweater continues to serve as the team's third sweater entering the 2010-11 season.

2000-2010

Beginning in the 2000-01 season, the Leafs altered the jersey with a new Varsity Block number design (with a silver trim on the numbers and shoulder logos) on the sweater sleeves and backs. A stylized TML logo debuted as a shoulder patch instead of the old-style Leaf shoulder patch. A special evening took place on March 2, 2002 recognized the team's 75th season as the Maple Leafs. On this one night, the Leafs wore the green sweaters and brown pants, gloves and helmets of the St. Pats era. Prior to the 2007-08 season, the Leafs joined the other 29 NHL clubs by introducing a new version of their uniform. Here, the TML shoulder patches, plus the horizontal stripes around the waist and the silver trim around the numbers were removed from the sweater. The entire uniform was designed to repel water while having a more anatomical, lighter fit.

2010 to present

The Leafs introduced several substantial changes to the uniform that they had been wearing since 2007. Most noticeable was the return of the two horizontal stripes around the waist. The 'veined' old-style Leaf logo was returned to the shoulder of the jersey where it was worn from 1992-2000. In addition, the simple white band on the collar of the blue jersey returned and vice versa on the white jersey. The club again added a string lace collar for the home and away sweaters. Also, the sweater number and nameplate lettering fonts were changed and the numbers were not accentuated with a trim border unlike previous seasons. Major elements that remain include: the 11-point Leaf logo on the chest, three sets of thin-thick-thin stripes on the socks and two stripes on the arms. In 2011-12, the Leafs introduced the sweater and pants that was worn from 1967 to 1970 as it's new alternate sweater.



THE STORY BEHIND THE LEAFS HONOURED NUMBERS

BY JOHN IABONI

The 1990s symbolized a new era for the Toronto Maple Leafs and Leafs alumni. The Leafs embraced and welcomed Leafs alumni like never before. Together, the Leafs and Leafs alumni have since worked more closely together for the good of the community and in recognizing distinguished Maple Leafs from all generations.

During the initial phases, the Leafs organized discussions with various Leafs alumni members and Leafs management that culminated with the establishment of the policy regarding the honouring of players.

It was felt that not retiring player sweaters gives the Leafs the flexibility of honouring more of these individuals than would be the case if the Leafs took the sweater numbers out of circulation.

The consulting group determined that the former player's number would be deemed an "Honoured Number" but remain in circulation. The special banner for the honouree remains on permanent display at Air Canada Centre.

The Leafs historically only retired numbers of distinguished players that have died or had their career shortened due to tragic or catastrophic circumstances while being a member of the team. Irvine (Ace) Bailey (No. 6) and Bill Barilko (No. 5) are the two represented in this category.

The Leafs formally recognized both men, posthumously, with a special ceremony at Maple Leaf Gardens on October 17, 1992 in which family and associates represented each individual.

Then on October 3, 1993, Syl Apps (No. 10) and Ted (Teeder) Kennedy (No. 9) were the initial honourees chosen as part of the new approach. The Leafs believed they wanted to celebrate the careers of these esteemed Leafs while they were still living. Apps was in failing health at the time of his ceremony but was represented by his family.

Perhaps one of the most stirring ceremonies occurred on February 8, 2003 when Darryl Sittler was honoured and his No. 27 banner took its permanent place at Air Canada Centre.

The event was originally to have taken place on October 3, 2001 as part of a dual tribute with Toronto's first great No. 27, Frank Mahovlich. While The Big M's ceremony went ahead as planned, Sittler cancelled to be with his wife, Wendy, who was dying of cancer.



Armstrong/Conacher banner raising ceremony



Charlie Conacher & Ted (Teeder) Kennedy



Ron Ellis & Irvine (Ace) Bailey

THE STORY BEHIND THE LEAFS HONOURED NUMBERS

Fittingly, Wendy's name is inscribed on Darryl's banner.

"We were married for 30 years and were together since we were 17 years old," Sittler said the night of his ceremony. "She's the most influential person in the lives of our children. So she's a big part of this ceremony."

Arm-in-arm, Sittler, and his children, Meaghan, Ashley and Ryan, stood at centre ice, as they watched the banner rising.

What ran through his mind as he witnessed that?

"I guess to be thought of so highly by the fans, the media and the organization," he said that night. "I mean, you're making a mark in history because that banner will be there forever. I'm in great company, in a great organization. And Wendy's name (signature) is on the banner, which is the right thing to do because it should be there. She'll be remembered up there just as I was. It's a feeling that will never go away."

On October 4, 2006, the list of Leafs honoured numbers grew by three when Clarence (Hap) Day (No. 4), Leonard (Red) Kelly (No. 4) and Borje Salming (No. 21) were saluted.

"As a kid, I dreamed of making the National Hockey League; I dreamed about playing for the Toronto Maple Leafs and I dreamed about winning the Stanley Cup. But I never, ever dreamed of them putting my number up at the top of the Gardens which, of course, now has been replaced by the Air Canada Centre. It is a great honour... one that I just never really imagined."

The Toronto Maple Leafs celebrated the achievements of two of their all-time greats in special ceremonies during the 2008-09 NHL season. Wendel Clark and Doug Gilmour, perhaps the two most beloved Toronto Maple Leafs over the course of the past 25 years, had banners raised to honour their extraordinary contributions to the Original Six franchise. Clark was saluted in pregame ceremonies prior to the Maple Leafs' November 22 game against the Chicago Blackhawks, and Gilmour was recognized January 31 when the Pittsburgh Penguins visited Air Canada Centre.

In-depth information on each of the Toronto Maple Leafs honourees may be found in this special 'Maple Leafs Forever' section dedicated to the team's all-time greats.



Darryl Sittler



Red Kelly



Borje Salming & family



APPS
10
SYL APPS centre



BORN: JANUARY 18, 1915 PARIS, ONTARIO

DECEASED: DECEMBER 24, 1998

HONOURED BY LEAFS: OCTOBER 3, 1993

ALL-STAR TEAMS: FIRST ALL-STAR TEAM (1939, 1942), SECOND ALL-STAR TEAM (1938, 1941, 1943)

TROPHIES: CALDER MEMORIAL TROPHY (1937), LADY BYNG MEMORIAL TROPHY (1942)

HOCKEY HALL OF FAME INDUCTION: 1961


Perhaps the greatest athlete in the long history of the Toronto Maple Leafs was the inspirational Syl Apps. In addition to his fluid skating, accurate passing and quick shot, Apps excelled in football at Hamilton's McMaster University and even represented Canada as an Olympic pole-vaulter at the 1936 Summer Olympics in Berlin.

Make no mistake, though, Syl Apps became a household name when his hockey achievements were described across Canada through the airwaves by radio icon Foster Hewitt. Apps burst on to the NHL scene in 1936-37 and copped Rookie of the Year honours after placing second in league scoring with 45 points. He led the Maple Leafs in scoring in four of his first six seasons.

A catalyst on the ice, and the spiritual leader in the dressing room, Apps's first term as captain for Conn Smythe's Maple Leafs took place from 1940-41 to 1942-43 and from 1945-46 to 1947-48. As the team leader, Apps's squad overcame a three-game deficit to defeat Detroit in a stirring Stanley Cup Final in 1942--his first of three championships with Toronto as captain. Overall, he earned 21 points in his six combined appearances in the Final.

After a two-year absence from hockey while he served in the military, Apps returned to the Maple Leafs in 1945-46 and reassumed the captaincy for three more seasons. He established new career-highs in goals with 24, 25, and 26 over each of those three seasons. He helped the team recapture Stanley Cup glory, along with a young standout named Ted Kennedy, in 1947 and 1948 before retiring as the most respected and honourable Maple Leaf of all time. His final NHL season in 1947-48 saw him reach career highs in both goals and points. In his final regular season contest, he earned a hat trick to carry him over the 200-goal plateau which had become his one personal goal. For his career, Apps averaged more than a point per game and he sits 17th on the club's all-time points list.

ALL STAR GAMES



SEASONS	CLUB	REGULAR SEASON					PLAYOFFS				
		GP	G	A	PTS	PIM	GP	G	A	PTS	PIM
1936-43, 45-48	Maple Leafs	423	201	231	432	56	69	25	29	54	8

*Entire NHL career spent with Maple Leafs



ARMSTRONG
10
GEORGE ARMSTRONG right wing



BORN: JULY 6, 1930 BOWLANDS, ONTARIO

HONOURED BY LEAFS: FEBRUARY 28, 1998

LEAFS ALL-TIME LEADER: MOST SEASONS (21), REGULAR SEASON GAMES (1187), PLAYOFF GAMES (110)

TROPHIES: J.P. BICKELL MEMORIAL AWARD (1959 - SHARED WITH BOB PULFORD)

HOCKEY HALL OF FAME INDUCTION: 1975

Consistent, durable and hardworking were the hallmark descriptions of a 21-year career for George Armstrong in the National Hockey League, all with the Toronto Maple Leafs. Armstrong joined the Blue and White full time in the 1952-53 season and captained Toronto to their four most recent Stanley Cup championships in the 1960s.

Armstrong played in 1,187 career games for the Maple Leafs, which is the most games played in franchise history while serving the longest tenure of any captain in team history from 1957 to 1969. His club record for seasons played with the Leafs, 21, was spread out over parts of four decades beginning in 1949. The right-winger is among the Maple Leafs all-time leaders in many statistical categories ranking sixth in goals (296-tie), sixth in assists (417), fifth in points (713), and 19th in penalty minutes (721). Over his long career, he collected 15-or-more goals in a season 11 times.

Armstrong played in a Maple Leaf team record 110 playoff games, during which time he accumulated 60 points (26 goals, 34 assists), including 22 points over six Stanley Cup Final appearances. The strong two-way performer was regarded as a player that would deliver in key games and many fans will fondly remember his empty-net goal that sealed the 1967 Stanley Cup victory over the Canadiens.

Armstrong played with the Toronto Marlies in the late 1940s and, later, after his playing career, he coached the team to Memorial Cup championships in 1973 and 1975 before accepting a scouting position with the Quebec Nordiques in 1978. The "Chief" briefly coached the Maple Leafs (47 games in 1988-89) after joining the team's management and scouting department in 1988. Armstrong's dedication to the Maple Leafs can be measured by his 50-plus years of service with the hockey club as he continues to scout amateur players throughout Ontario for the Maple Leafs.

ALL STAR GAMES



THE CHIEF

SEASONS	CLUB	REGULAR SEASON					PLAYOFFS				
		GP	G	A	PTS	PIM	GP	G	A	PTS	PIM
1949-50, 51-71	Maple Leafs	1187	296	417	713	721	110	26	34	60	52

*Entire NHL career spent with Maple Leafs

BAILEY

6



IRVINE (ACE) BAILEY

right wing



BORN: JULY 3, 1903 BRACEBRIDGE, ONTARIO

DECEASED: APRIL 7, 1992

BANNER CEREMONY DATE: OCTOBER 17, 1992

TROPHIES: ART ROSS TROPHY (1929)

HOCKEY HALL OF FAME INDUCTION: 1975

Ace Bailey's legacy can be traced back to the early roots of the Toronto franchise. The formidable duo of Bailey and Clarence (Hap) Day were the cornerstones of Conn Smythe's recently purchased hockey club in 1927 which was renamed "Maple Leafs". Playing in his first season for the Toronto St. Pats in 1926-27, Bailey was sixth in National Hockey League scoring. He later ascended to the top of league's goals and points charts in 1928-29.

Bailey led the Maple Leafs in goals and assists twice and points three times.

As Smythe assembled core players such as Charlie Conacher, Joe Primeau, and Harvey (Busher) Jackson to assume the offensive workload Bailey developed into a defensive specialist. Smythe reaped the rewards when his Toronto Maple Leafs captured the 1932 Stanley Cup on home ice in the opening season of his hockey palace, Maple Leaf Gardens. The Stanley Cup winning goal was scored by Bailey.

Bailey's fortunes, and those of the team, quickly turned in a game at Boston on December 12, 1933. The right-winger suffered a near-fatal skull fracture in a violent on-ice attack by the Bruins Eddie Shore. With Bailey's career over, the aftermath resulted in the NHL's first All-Star Game being played on February 14, 1934 at Maple Leaf Gardens. The proceeds of the Ace Bailey Benefit Game, featuring the league's brightest stars, assisted Bailey and his family. Shore and Bailey shook hands and smiled at centre ice.

After his recovery and the abrupt ending of his seven-plus seasons in the NHL, Bailey ventured into coaching university hockey and he later joined the staff of on-ice officials as timekeeper at Maple Leaf Gardens, where he was a fixture for many years.

The Maple Leafs historically only retire numbers of distinguished players that have died or had their career shortened due to tragic or catastrophic circumstances while being a member of the team. Ace Bailey (6) and Bill Barilko (5) are the two represented in this category and both have banners in their name at Air Canada Centre.

In 1934, the Maple Leafs began the professional sports tradition of retiring sweater numbers by declaring that Bailey's No. 6 would never be worn again by a Toronto player. But Bailey later asked Ron Ellis to wear his No. 6 because he admired his style of play.

ACE

SEASONS	CLUB	REGULAR SEASON					PLAYOFFS				
		GP	G	A	PTS	PIM	GP	G	A	PTS	PIM
1926-34	Maple Leafs	313	111	82	193	472	21	3	4	7	12

* Entire NHL career spent with Maple Leafs and St. Pats

BARILKO

5



BILL BARILKO

defence



BORN: MARCH 25, 1927 TIMMINS, ONTARIO

DECEASED: AUGUST 26, 1951

BANNER CEREMONY DATE: OCTOBER 17, 1992

Bill Barilko is entrenched in the Toronto Maple Leafs long list of Stanley Cup playoff heroes. He, more than all of the rest, however, is best remembered for a singular individual effort that capped a string of four Stanley Cup titles in five years. His diving, backhand shot eluded Montreal goaltender Gerry McNeil in overtime and gave the Maple Leafs the Stanley Cup in the fifth game of the 1951 Final series. All of the games during the tightly-contested Stanley Cup Final required overtime.


The euphoria of the championship would not last long as Barilko was killed at the age of 24 in a plane crash while on a fishing trip in northern Ontario in the offseason of 1951. In spite of the greatest search in Canada's northern history, the crash site was not discovered until 11 years later. Coincidentally, the Maple Leafs won their next Stanley Cup that same year in 1962.

Not known for his offensive prowess and without individual club records to his credit, Barilko was regarded as a hard-hitting, sturdy defender that was on the verge of stardom at the time of his death. Former teammate Howie Meeker was on the ice for Barilko's monumental goal and held him in high regard. "He was a heck of a hockey player. He would have been a hall of famer. There's no doubt in my mind. Every year he got better with the puck and he was a good defenceman—so tough. When he hit you, everything hurt."

As a 19-year old, he joined the Maple Leafs from their senior team, the Hollywood Wolves of the Pacific Coast Hockey League towards the end of the 1946-47 season and he never looked back. A devastating body-checker, "Bashin' Bill" helped the team win the Stanley Cup in each of his first three seasons plus the memorable 1951 showdown on a Saturday evening at Maple Leaf Gardens.

The Maple Leafs historically only retire numbers of distinguished players that have died or had their career shortened due to tragic or catastrophic circumstances while being a member of the team. Bill Barilko (5) and Irvine (Ace) Bailey (6) are the two represented in this special category and both have banners in their name at Air Canada Centre.

ALL STAR GAMES



BASHIN' BILL

SEASONS	CLUB	REGULAR SEASON					PLAYOFFS				
		GP	G	A	PTS	PIM	GP	G	A	PTS	PIM
1946-51	Maple Leafs	252	26	36	62	456	47	5	7	12	104

* Entire NHL career spent with Maple Leafs

BOWER

1

JOHNNY BOWER

goaltender



BORN: NOVEMBER 8, 1924 PRINCE ALBERT, SASKATCHEWAN

HONOURED BY LEAFS: MARCH 11, 1995

ALL-STAR TEAMS: FIRST ALL-STAR TEAM (1961)

TROPHIES: VEZINA TROPHY (1961), (1965 – SHARED WITH TERRY SAWCHUK), J.P. BICKELL MEMORIAL AWARD (1960, 1964, 1965)

HOCKEY HALL OF FAME INDUCTION: 1976

Johnny Bower is truly a man of great class and perhaps the most revered and recognizable Toronto Maple Leaf of all time. He carries himself with a high degree of humility and, to this day, his popularity spreads across many generations of Toronto Maple Leafs fans.

Over 12 seasons in Toronto, Bower registered a winning career record of 220-161-79 in 472 games played, a 2.51 goals against average, along with 33 shutouts. Bower captured four Stanley Cups (1962, 1963, 1964, 1967) with the Maple Leafs despite winning his final championship at the tender age of 42. Bower was 45 when he retired as a player in 1970, making him the oldest goalie to have played in the NHL and his 1,144 games between the NHL and AHL is a record for most games by a goaltender. After retiring as a player, he joined the team's front office as a scout until 1990.

Bower won the Vezina Trophy as the NHL's Top Goaltender in 1961 and then shared the trophy with Maple Leafs teammate Terry Sawchuk in 1965. Bower was an NHL First Team All-Star in 1961.

When the Maple Leafs acquired Bower in 1958, he was approaching 34 years of age. Bower also had an illustrious 11-season American Hockey League career prior to playing in the NHL. During Bower's career in the AHL with Cleveland and Providence, he won four Calder Cup championships (1948, 1951, 1953, 1956), won the Les Cunningham Award as the League's Most Valuable Player three consecutive seasons (1956, 1957, 1958), and won the Harry Hap Holmes Award as the league's Top Goaltender on three occasions. He is the AHL's record-holder for most wins (359), and shutouts (45).

Bower was inducted into the Hockey Hall of Fame in 1976 and was one of the first seven members inducted to the AHL Hall of Fame in 2006. The Etobicoke Sports Hall of Fame (in western Toronto), the Saskatchewan Sports Hall of Fame, and most recently, Canada's Walk of Fame have all enshrined Johnny Bower.

Bower joined the Canadian Army in 1940 and he served his country in England before his discharge in 1944.

ALL STAR GAMES



1962 1963 1964 1967

SEASONS	CLUB	REGULAR SEASON				PLAYOFFS			
		GP	W-L-T	SO	AVG	GP	W-L	SO	AVG
1958-70	Maple Leafs	472	220-161-79	33	2.51	74	35-34	5	2.47


* Toronto Maple Leafs statistics

BRODA

1

WALTER (TURK) BRODA

goaltender



BORN: MAY 15, 1914 BRANDON, MANITOBA

DECEASED: OCTOBER 17, 1972

HONOURED BY LEAFS: MARCH 11, 1995

LEAFS ALL-TIME GOALTENDING LEADER: WINS (302), SHUT-OUTS (62), PLAYOFF GAMES (101), PLAYOFF WINS (60), PLAYOFF SHUTOUTS (13), REGULAR SEASON GAMES (629)

ALL-STAR TEAMS: FIRST ALL-STAR TEAM (1941, 1948), SECOND ALL-STAR TEAM (1942)

TROPHIES: VEZINA TROPHY (1941, 1948)

HOCKEY HALL OF FAME INDUCTION: 1967

A quick glance of the Maple Leafs' record book will certainly present the case that Walter (Turk) Broda is the most decorated goalie in team history. No other goalie in team history, during the regular season, has won more games (302) and recorded more shutouts (62) while playing in a team-high 629 games. His success as a champion, however, is measured by the marks set in Leafs' annals during 13 postseasons with the team.

Broda holds team goaltending records in the playoffs for most career games (101), wins (60), and shutouts (13) while backstopping the Leafs to five Stanley Cup titles which is the most by one netminder in club history. He was at his finest in the playoffs as his career goals against average of 1.98 in playoff competition was far superior to his 2.53 regular season mark. He held the league record for playoff shutouts until he was surpassed for top spot by Jacques Plante in 1970.

The always colourful goaltender was purchased by Conn Smythe for \$8,000 from the Detroit Red Wings and replaced George Hainsworth in 1936-37. It would be an astute move as Toronto reached the Stanley Cup Final in 1938, 1939, and 1940. Triumph finally came to the Leafs in 1942 as they overcame losses in the first three games to Detroit in the Final and became the first and only professional sports team to capture the championship crown after facing a three game deficit in a best-of-seven final series showdown. Broda was the backbone of the most successful dynasty in the long history of the franchise as the Leafs became the first NHL team to win three consecutive Stanley Cups to close out the 1940s. His final championship occurred in the Leafs' successful title run in 1951 when Toronto ousted the Canadiens as each game in the five-game series needed overtime.

Broda's playing 'resume' would have been even more impressive had he not missed the 1943-44 and 1944-45 seasons to join the military.

As one of the true characters in team history, the popular Broda ventured into coaching after his playing days and he would go on to lead the Toronto Marlboros to consecutive Memorial Cup wins in 1955 and 1956.

ALL STAR GAMES



1942 1947 1948 1949 1951

SEASONS	CLUB	REGULAR SEASON				PLAYOFFS			
		GP	W-L-T	SO	AVG	GP	W-L	SO	AVG
1936-43, 45-52	Maple Leafs	629	302-224-101	62	2.53	101	60-39	13	1.98

*Entire NHL career spent with Maple Leafs

TURK



CLANCY
7

FRANK (KING) CLANCY

defence



BORN: FEBRUARY 25, 1903 OTTAWA, ONTARIO

DECEASED: NOVEMBER 8, 1986

HONOURED BY LEAFS: NOVEMBER 21, 1995

ALL-STAR TEAMS: FIRST ALL-STAR TEAM (1931, 1934),
SECOND ALL-STAR TEAM (1932, 1933)

TROPHIES: J.P. BICKELL MEMORIAL AWARD (1972)

HOCKEY HALL OF FAME INDUCTION: 1958



King Clancy's exploits are traced to the very formation of Conn Smythe's Toronto Maple Leafs in the 1930s. With the Ottawa Senators in financial straits in 1930, Smythe seized the opportunity and acquired the established defenceman in one of the greatest transactions in team history. With Smythe's board of directors willing to offer two players and only \$25,000 of Ottawa's \$35,000 asking price, the Maple Leafs owner was determined to find a way to secure Clancy's services for his upstart hockey club. Smythe's run of luck, and smart racetrack gamble on his own horse, Rare Jewel, paved the way for Toronto to pay the balance of Ottawa's asking price. The win by the longshot filly holds a special place in Maple Leafs' lore.

Despite being one of the smallest defencemen to ever play in the National Hockey League, the aggressive Clancy never backed down from larger opponents. In just his second campaign in Toronto, and paired with Hap Day, Clancy helped the team win the 1932 Stanley Cup during the inaugural season of hockey at Maple Leaf Gardens. He was a First or Second team NHL All-Star four years in a row from 1930-31 to 1933-34, and he regularly placed among the top-scoring rearguards in the NHL.

Teaming with "The Kid Line" of Joe Primeau, Harvey (Busher) Jackson and Charlie Conacher, the Maple Leafs won three Canadian Division titles and were on their way to a fourth when Clancy retired in early 1936-37.

After his playing days, the colourful Clancy briefly coached the Montreal Maroons and he also was employed as a referee. He returned to coach the Maple Leafs from 1953 to 1956, then worked as an assistant general manager for Punch Imlach. The dedicated Irishman also served emergency stints behind Toronto's bench in 1966-67 and 1972-73.


Always popular with fans and media alike, the affable Clancy settled into a goodwill ambassador role for the Maple Leafs in his later years. All told, the beloved Clancy was associated with the Blue and White in some capacity for 56 years.

King Clancy has an NHL trophy named in his honour. It has been awarded annually since 1988 to "the player who best exemplifies leadership qualities on and off the ice and has made a noteworthy contribution to his community."



KING

ALL STAR
GAMES



1932

SEASONS	CLUB	REGULAR SEASON					PLAYOFFS				
		GP	G	A	PTS	PIM	GP	G	A	PTS	PIM
1930-37	Maple Leafs	286	52	78	130	383	37	6	6	12	54

* Toronto Maple Leafs statistics



CLARK
17

WENDEL CLARK

left wing



BORN: OCTOBER 25, 1966 KELVINGTON, SASKATCHEWAN

HONOURED BY LEAFS: NOVEMBER 22, 2008

LEAFS ALL-TIME LEADER: PLAYOFF GOALS (34)

ALL-STAR TEAMS: ALL-ROOKIE TEAM 1986

It didn't take long for the high expectations of Maple Leafs fans on NHL Draft day in 1985 to be realized. Chosen by the Maple Leafs with the first overall selection, Wendel Clark's truculent style and heavy wrist shot quickly endeared him to the Leafs' faithful starting just a few months later. In 1985-86, Clark established a club scoring record for rookies by registering a team-high 34 goals and his 'rough and tumble' approach was even on display in the NHL All-Star Game that same season. He was named to the NHL All-Rookie Team and he was second in voting for the Calder Trophy as NHL Rookie of the Year.

The native of Kelvington, Saskatchewan captained the Maple Leafs from 1991 to 1994 and set career highs in goals (46), assists (30) and points (76) during the 1993-94 season. During the Leafs stirring playoff runs to the 1993 and 1994 conference finals, Clark's accomplishments included; a conference final road hat trick in Game Six (1993) versus Los Angeles followed by two goals in Game Seven, two goals in Game Seven versus the Blues in the 1993 conference semi-finals, and two goals in both 'elimination games' (Game Six and Seven) of the 1994 conference semi-final's against the Sharks.

He was selected to the club's 'Top 25 Players List' during the team's 75th Anniversary Season in 2001-02.

In three stints, 608 games and 13 seasons spent with the club, the left-winger ranks among the Maple Leafs all-time leaders in points (16th, 441), goals (8th, 260), penalty minutes (3rd, 1535), playoff points (4th, 61) and playoff goals (1st, 34).

Clark announced his retirement as a player on June 29, 2000 and he is certainly one of the most beloved Toronto Maple Leafs over the past 25 years. On November 2, 2000, Clark was named a community representative for the organization. Along with Darryl Sittler, Clark represents the hockey club in all areas of Marketing, Community Relations, and Alumni Relations.



ALL STAR
GAMES



SEASONS	CLUB	REGULAR SEASON					PLAYOFFS				
		GP	G	A	PTS	PIM	GP	G	A	PTS	PIM
1985-94, 96-98, 2000	Maple Leafs	608	260	181	441	1535	79	34	27	61	185

* Toronto Maple Leafs statistics

CONACHER

9

CHARLIE CONACHER right wing



BORN: DECEMBER 20, 1909 TORONTO, ONTARIO

DECEASED: DECEMBER 30, 1967

HONOURED BY LEAFS: FEBRUARY 28, 1998

ALL-STAR TEAMS: FIRST ALL-STAR TEAM (1934, 1935, 1936)
SECOND ALL-STAR TEAM (1932, 1933)

TROPHIES: ART ROSS TROPHY (1934, 1935)

HOCKEY HALL OF FAME INDUCTION: 1961

After taking control of the Toronto St. Pats in the back half of the 1920s, Major Conn Smythe's aspirations as founder and owner of the new Toronto Maple Leafs required a centerpiece player. For the team to perform to his high standards on the ice, and at the gate, Smythe needed Charlie Conacher. His signing paid instant dividends. Patrolling the right side up front, Charlie Conacher was the Maple Leafs first player worthy of superstar status in National Hockey League circles.

The former Toronto Marlboro is best remembered as the right-winger on the famous "Kid Line" along with Joe Primeau and Harvey (Busher) Jackson. The prolific trio dominated the NHL's scoring race during their prime and he was named either a First or Second Team All-Star at right wing from 1932 to 1936. Conacher led the team in goals during the regular season and the playoffs when the

Maple Leafs christened Smythe's new hockey palace, Maple Leaf Gardens, with a Stanley Cup championship in 1932. With Conacher and defenceman King Clancy leading the Blue and White charges, the club won the Canadian Division championship four times and the team played in five Stanley Cup Finals during the 1930s.

During a nine-year career with Toronto, Charlie Conacher led the National Hockey League in goals on five occasions and he led the circuit in points in 1934 and 1935.

Blessed with good size and a heavy shot, "The Big Bomber" captained the Maple Leafs in 1937-38. The NHL's best right-winger during the 1930s scored the first-ever goal by a

Maple Leaf at Maple Leaf Gardens and he continued a torrid goal scoring pace on the way to becoming the first Maple Leaf to reach the 200 goal plateau.

Conacher ranks 13th on the club's all-time goals list (200). He is the only Maple Leaf in team history to record a three-goal game (10 times), a four-goal game (three times), and a five-goal game.

Charlie Conacher was the best hockey player in one of Canada's great athletic families. Brothers Roy, Charlie and Lionel are all members of the Hockey Hall of Fame, while Charlie's son, Peter, and Lionel's son, Brian, also played in the NHL.

THE BIG BOMBER


ALL STAR GAMES



DAY

4

CLARENCE (HAP) DAY defence



BORN: JUNE 14, 1901 OWEN SOUND, ONTARIO

DECEASED: FEBRUARY 17, 1990

HONOURED BY LEAFS: OCTOBER 4, 2006

HOCKEY HALL OF FAME INDUCTION: 1961

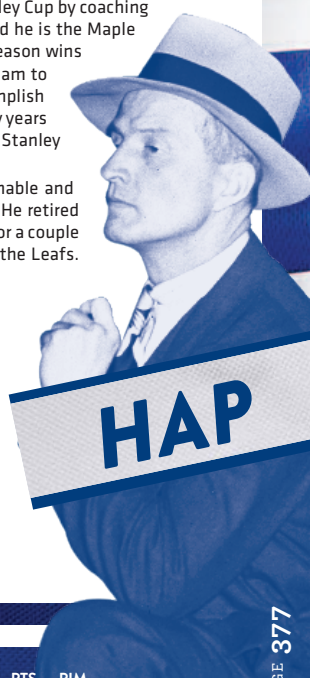
Hap Day epitomized the pride of the Toronto Maple Leafs over a 33-year association with the hockey club. He has the distinction of being the only person to serve as the team's captain, coach and general manager.

While playing with the Maple Leafs predecessors, the Toronto St. Pats, Day played left wing on a line with Jack Adams and Babe Dye before being converted to a defenceman. An original Maple Leaf when the team was founded in February 1927, Day served as team captain for the first Stanley Cup winning team (1932) which came five months after the opening of Maple Leaf Gardens.

His 10-year term as team captain from 1927-28 to 1936-37 is the third-longest tenure in team history behind only George Armstrong and Mats Sundin. He tied an NHL record for defencemen on November 19, 1929 at Pittsburgh by scoring four goals in one game.

Day's legacy in Maple Leafs history is etched in the Original Six franchise's first half-century Stanley Cup coaching record book. Only Scotty Bowman (9) and Toe Blake (8) have coached their NHL teams to more Stanley Cup titles. As coach, Day's name can be found five times on the Stanley Cup by coaching the Blue and White to championships in 1942, 1945, 1947, 1948 and 1949 and he is the Maple Leafs all-time coaching leader in playoff wins with 49 and third in regular season wins with 259. The 1942 championship team is the only NHL Stanley Cup Final team to overcome a three-game deficit and remains only one of three teams to accomplish the feat in overall league playoff history. Under his guidance, the team's glory years that rounded out the 1940s marked the first time an NHL team claimed the Stanley Cup in three straight campaigns.

Interestingly enough, when Maple Leaf Gardens opened in 1931, the personable and outgoing Day operated a pharmacy located just west of the main entrance. He retired from the New York Americans and the NHL in 1938 and turned to refereeing for a couple of years before embarking on his highly successful career as bench boss of the Leafs. Day also served as Conn Smythe's assistant general manager in the 1950s.



HAP

SEASONS	CLUB	REGULAR SEASON					PLAYOFFS				
		GP	G	A	PTS	PIM	GP	G	A	PTS	PIM
1929-38	Maple Leafs	326	200	124	324	411	41	14	12	26	39

* Toronto Maple Leafs statistics

SEASONS	CLUB	REGULAR SEASON					PLAYOFFS				
		GP	G	A	PTS	PIM	GP	G	A	PTS	PIM
1926-37	Maple Leafs	476	62	99	161	528	45	4	7	11	56

* Toronto Maple Leafs and St. Pats statistics (1926-27)

GILMOUR
93

DOUG centre GILMOUR



BORN: JUNE 25, 1963 KINGSTON, ONTARIO

HONOURED BY LEAFS: JANUARY 31, 2009

LEAFS ALL-TIME LEADER: PLAYOFF ASSISTS (60),
PLAYOFF POINTS (77)

TROPHIES: FRANK J. SELKE TROPHY (1993), J.P. BICKELL
MEMORIAL AWARD (1993)

HOCKEY HALL OF FAME INDUCTION: 2011



Having won a Stanley Cup with Calgary in 1989, Doug Gilmour welcomed the opportunity to assume the lead role at both ends of the rink while playing closer to home in Toronto.

The Kingston, Ontario native joined the Blue and White from the Flames as the central figure in a 10-player trade, still the largest swap of players in the history of the league on January 2, 1992. He became a two-way force and a Hart Trophy (Most Valuable Player) candidate twice while capturing the Frank J. Selke Trophy (Top Defensive Forward) for the resurgent Maple Leafs in 1992-93. His outstanding achievements with Toronto include: establishing the team's career playoff points (77) and assists (60) records in just 52 playoff games, setting the team's single season records for points (127) and assists (95) in 1992-93 and tying a club record by recording six assists in one regular season game (Babe Pratt was the other).

Gilmour became the Maple Leafs most prolific point producer since Darryl Sittler by placing seventh and fourth, respectively, in NHL points in 1992-93 and 1993-94. The inclusion in the Top 10 in league scoring marked the first such occasion since Sittler accomplished the feat in 1979-80. He also holds the highest regular-season points-per-game average in Maple Leafs history (1.15) and fans will always remember the 1993 double overtime playoff goal on home ice against Curtis Joseph of the Blues and the club record 16 points in the 1994 playoff series against the Sharks.

The centreman succeeded Wendel Clark as team captain for three years starting in 1994. He made an indelible mark in the community by donating \$93 for each assist to the Children's Wish Foundation, and other local youth charities, during his run at the assist and point records in the Maple Leafs' record book from 1992 to 1994.

Gilmour was selected to the club's 'Top 25 Players List' during the team's 75th Anniversary Season in 2001-02.

He announced his retirement on September 8, 2003, six months after rejoining the Maple Leafs from the Montreal Canadiens at the NHL trade deadline.

Gilmour will be presented with hockey's highest honour on November 14, 2011; induction to the Hockey Hall of Fame.

ALL STAR GAMES



SEASONS	CLUB	REGULAR SEASON					PLAYOFFS				
		GP	G	A	PTS	PIM	GP	G	A	PTS	PIM
1992-97, 2003	Maple Leafs	393	131	321	452	386	52	17	60	77	90

* Toronto Maple Leafs statistics

HORTON
7



TIM defence HORTON



BORN: JANUARY 12, 1930 COCHRANE, ONTARIO

DECEASED: FEBRUARY 21, 1974

HONOURED BY LEAFS: NOVEMBER 21, 1995

LEAFS ALL-TIME LEADER: REGULAR SEASON GAMES BY
DEFENCEMAN (1185), REGULAR SEASON PENALTY MINUTES BY
DEFENCEMAN (1389), PLAYOFF GAMES BY DEFENCEMAN (97)

ALL-STAR TEAMS: FIRST ALL-STAR TEAM (1964, 1968, 1969),
SECOND ALL-STAR TEAM (1954, 1963, 1967)

TROPHIES: J.P. BICKELL MEMORIAL AWARD (1969)

HOCKEY HALL OF FAME INDUCTION: 1977

Opposition forwards experienced a great deal of angst when the schedule presented a matchup against the Toronto Maple Leafs and strongman, Tim Horton. During much of Horton's superb career in a Maple Leafs uniform, he was recognized as one of the strongest players in the game and one of the league's best defencemen.

A product of the Maple Leafs farm system, the St. Michael's College graduate was talented enough to rush the puck effectively and he possessed a very accurate slapshot from the point. Horton joined the Maple Leafs in 1952-53 for good after an apprenticeship with Pittsburgh in the American Hockey League. In just his second season in the National Hockey League, he was named a Second-Team All-Star. Horton and defence partner Allan Stanley later formed the backbone of a strong blueline corps that sipped from Lord Stanley's mug on four occasions during the 1960s.

Not surprisingly, Horton is the ultimate "Maple Leafs Ironman". He holds the franchise record for playing in 486 consecutive games from February 11, 1961 to February 4, 1968. Horton would compete in 1,185 games over parts of 20 seasons. He trails only George Armstrong on the team's lists for 'most seasons played' and 'most games played'. He ranks third among all-time team defencemen with 109 goals, 349 assists, and 458 points in the regular season. He was the first player to play in 1,000 games for Toronto.

Horton is 14th on the team's all-time regular season points list and 15th on the franchise's playoff points list with 41. No other defenceman has played in more playoff games than the 97 played by Horton. During the successful 1962 Stanley Cup title run, Horton led the entire team during the post season with 13 assists and 16 points in 12 games. Chicago centreman Stan Mikita was the only player to have more points that spring.

Born Miles Gilbert Horton, the hockey legend is perhaps best remembered today for his popular Tim Hortons coffee shops which he started during his playing days.

ALL STAR GAMES



1962 1963 1964 1967

SEASONS	CLUB	REGULAR SEASON					PLAYOFFS				
		GP	G	A	PTS	PIM	GP	G	A	PTS	PIM
1949-50, 51-70	Maple Leafs	1185	109	349	458	1389	97	9	32	41	135

* Toronto Maple Leafs statistics

KELLY

4



LEONARD (RED) KELLY centre



BORN: JULY 9, 1927 SIMCOE, ONTARIO

HONOURED BY LEAFS: OCTOBER 4, 2006

TROPHIES: LADY BYNG TROPHY (1961), J.P. BICKELL MEMORIAL AWARD (1961)

HOCKEY HALL OF FAME INDUCTION: 1969

Red Kelly's talent and versatility were never more evident by the way he successfully converted to the centre position with Toronto after all-star service on the blue line of the Detroit Red Wings. After his arrival in 1960 from the Red Wings, Kelly's winning habits were a key ingredient in four Stanley Cup championships in eight seasons for the Toronto Maple Leafs. This championship total 'book-ended' the four he had already achieved in his celebrated tenure in the Motor City.

Upon his arrival to the Maple Leafs, trainer Tommy Naylor felt that Kelly should wear the number four since it was worn with great distinction earlier by Hap Day, Bob Davidson and Harry Watson. Naylor's instincts were on the mark. Thriving in his new role down the middle, Kelly accumulated the most playoff points (55) of any Maple Leaf during the dynasty of the 1960s. A three-time 20-goal man with Toronto, Kelly led the team in assists twice and he was an extremely effective pivot playing on a line with dynamic goal scorer, Frank Mahovlich.

Kelly, roundly recognized as one of the game's most honourable men, was a four-time recipient of the NHL's Lady Byng Trophy, including one captured in 1960-61 as a Maple Leaf. The trophy is in recognition for his sportsmanship and gentlemanly conduct.

Following in the footsteps of many Toronto standouts, Kelly would also make his mark in the club's all-time coaching register. In 1976, Maple Leaf followers will fondly recall Kelly's 'pyramid power' – an attempt to harness power by placing pyramids beneath their bench-during the club's postseason. His clubs would earn playoff berths in each of his four seasons behind the bench from 1973 to 1977 and they advanced to the second round on three of those occasions. He posted 133 regular season coaching wins which places him in a tie for fifth place with Pat Burns on the team's all-time wins list.

As a tribute to his contribution to the game, Kelly was elected to the Hall of Fame after only two seasons instead of the customary five seasons at that time. He also served two terms in Canada's Parliament (1962 to 1965) during his playing days with Toronto.

ALL STAR GAMES



1962 1963 1964 1967

KENNEDY

9



TED (TEEDER) KENNEDY centre



BORN: DECEMBER 12, 1925 HUMBERSTONE, ONTARIO

DECEASED: AUGUST 25, 2009

HONOURED BY LEAFS: OCTOBER 3, 1993

LEAFS ALL-TIME LEADER: STANLEY CUP FINAL POINTS (23 POINTS IN 26 GAMES PLAYED)

ALL-STAR TEAMS: SECOND ALL-STAR TEAM (1950, 1951, 1954)

TROPHIES: HART MEMORIAL TROPHY (1955), J.P. BICKELL MEMORIAL AWARD (1953, 1955)

HOCKEY HALL OF FAME INDUCTION: 1966

During the 1940s, the backbone of the first team in NHL history to capture three consecutive Stanley Cups was Ted (Teeder) Kennedy. The Maple Leafs closed out the decade with championships in 1947, 1948 and 1949. Kennedy was the captain of the victorious 1949 and 1951 squads and his third period goal in Game Six of the 1947 Stanley Cup Final proved to be the game-winning goal against the Montreal Canadiens to start the dynasty.


Kennedy played 14 seasons in the NHL, all of them with the Toronto Maple Leafs. During the war period, Kennedy began his career in the 1942-43 season after the Maple Leafs acquired his rights from the Montreal Canadiens in exchange for Frankie Eddolls. Kennedy was the second-youngest player to wear the Toronto uniform and he would go on to serve as the Maple Leafs' team captain from 1948 to 1955, and again briefly in 1956-57 after coming out of retirement.

All-time among Maple Leafs players, he ranks eighth in assists, ninth in points, 10th in goals and 15th in games played. In the playoffs, he played 78 career games scoring 60 points (29 goals, 31 assists). Kennedy sits fourth in Maple Leafs all-time playoff goals and sixth in all-time playoff points. He led or tied the Leafs in playoff points on six occasions and he led the club in playoff goals in 1945 and 1948. Kennedy became only the second Maple Leaf (Babe Pratt the other in 1944) to claim the Hart Trophy as the NHL's Most Valuable Player in 1955 and he was selected three times to the NHL's Second All-Star Team (1950, 1951 and 1954).

On October 3, 1993 at Maple Leaf Gardens, Ted Kennedy and Syl Apps were the initial honourees chosen as part of the Maple Leafs new approach of honouring former greats with special banner raising ceremonies. Numerous other worthy Maple Leafs have been similarly saluted in proceeding seasons.

Maple Leafs founder Conn Smythe put it best when he aptly declared that Ted Kennedy was the greatest competitor in hockey and the 'quintessential' Toronto Maple Leaf.

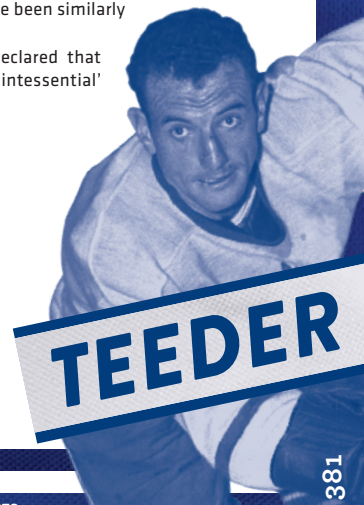
ALL STAR GAMES



1945 1947 1948 1949 1951



RED



TEEDER

SEASONS	CLUB	REGULAR SEASON					PLAYOFFS				
		GP	G	A	PTS	PIM	GP	G	A	PTS	PIM
1960-67	Maple Leafs	470	119	232	351	74	70	17	38	55	16

* Toronto Maple Leafs statistics

SEASONS	CLUB	REGULAR SEASON					PLAYOFFS				
		GP	G	A	PTS	PIM	GP	G	A	PTS	PIM
1942-54, 56-57	Maple Leafs	696	231	329	560	432	78	29	31	60	32

*Entire NHL career spent with Maple Leafs



MAHOVLICH
27

FRANK MAHOVLICH

left wing



BORN: JANUARY 10, 1938 TIMMINS, ONTARIO

HONOURED BY LEAFS: OCTOBER 3, 2001

ALL-STAR TEAMS: FIRST ALL-STAR TEAM (1961, 1963), SECOND ALL-STAR TEAM (1962, 1964, 1965, 1966)

TROPHIES: CALDER MEMORIAL TROPHY (1958)

HOCKEY HALL OF FAME INDUCTION: 1981

Longtime loyalists of the Blue and White are hard pressed to name a player that possessed the raw speed, finesse, size and power of left-winger Frank Mahovlich. "The Big M" began his National Hockey League career with the Toronto Maple Leafs in 1957-58 and he claimed the Calder Trophy as Rookie of the Year ahead of Chicago's legendary Bobby Hull. Mahovlich played 11 seasons for the Maple Leafs and was a member of four Stanley Cup winning teams in Toronto.

With Toronto, Mahovlich was selected to the year-end NHL All-Star Team six times, which is a club record shared with Borje Salming and Tim Horton. A consistent scorer, he led the Leafs in goals in each season from 1961 to 1966 and he led the club in points on five occasions. He became the first Maple Leaf to reach the 40-goal plateau (48 in 1961) and he earned 22 total points in his six combined Stanley Cup Final appearances under coach Punch Imlach. The strapping forward netted 55 career game-winning goals during the regular season, third best among all-time Maple Leafs.

The St. Michael's Majors product ranks among the Maple Leafs franchise all-time leaders in games played (13th), goals (6th-tie), assists (14th), and points (7th). He is tied for sixth on the club's playoff points list with 60 and his 36 career playoff assists are the most of any Maple Leafs' left-winger.

Mahovlich reached true superstar status in October 1962, when Jim Norris, owner of the Chicago Blackhawks, offered \$1 million for his services. After much fan outcry, the deal was turned down and Toronto captured three more Stanley Cups in the decade with the big winger in the fold.

Mahovlich was a member of Team Canada for the historic 1972 Summit Series against the Soviet Union. In 1974, and after tenures in Detroit and Montreal, Mahovlich joined the Toronto Toros of the World Hockey Association, and then retired from professional hockey in 1978.

Mahovlich was made a Member of the Order of Canada in 1994, and in 1998 in recognition of his class on and off the ice, he was appointed to the Canadian Senate by then Prime Minister Jean Chretien.



ALL STAR GAMES



SEASONS	CLUB	REGULAR SEASON					PLAYOFFS				
		GP	G	A	PTS	PIM	GP	G	A	PTS	PIM
1957-68	Maple Leafs	720	296	301	597	782	84	24	36	60	135

* Toronto Maple Leafs statistics



SALMING
21

BORJE SALMING

defence



BORN: APRIL 17, 1951 KIRUNA, SWEDEN

HONOURED BY LEAFS: OCTOBER 4, 2006

LEAFS ALL-TIME LEADER: ASSISTS (620), GOALS BY DEFENCEMAN (148), POINTS BY DEFENCEMAN (768), PLAYOFF ASSISTS BY DEFENCEMAN (37), PLAYOFF POINTS BY DEFENCEMAN (49)

ALL-STAR TEAMS: FIRST ALL-STAR TEAM (1977) SECOND ALL-STAR TEAM (1975, 1976, 1978, 1979, 1980)

HOCKEY HALL OF FAME INDUCTION: 1996

Borje Salming was a hockey pioneer in the truest sense of the word. His ascension to prominence in 1973 paved the way for European players to play in North America in subsequent seasons and he proved to be a courageous, durable two-way defenceman in a physical era when he first joined the National Hockey League.

Salming was signed as a free agent by the Toronto Maple Leafs on May 3, 1973, and by the end of his first season in 1973-74, he was on his way to stardom in North America. The defenceman scored 39 points (five goals, 34 assists) in 76 games during his rookie year. Not only blessed with outstanding hockey talent, Salming forged an outstanding 16-year career in Toronto through determination and a strong will.

Salming remains as one of the franchise's all-time leaders in many statistical categories including: First in assists (620), fourth in points (768), third in games played (1,099), fifth in penalty minutes (1,292), and 12th in playoff points (49). Among all-time club defencemen, he is first in goals (148), assists and points. By reaching the 1,000 NHL game plateau, he became the first European-trained player in league history to reach the milestone.

The two-time runner-up for the James Norris Trophy (NHL's best defenceman) was named to the NHL Second All-Star Team five times and the First-Team once. The six All-Star selections is a team-high mark shared by only Frank Mahovlich and Tim Horton. Salming achieved the feat in six consecutive seasons while sharing the limelight with accomplished NHL defencemen such as Bobby Orr, Brad Park, Larry Robinson and Denis Potvin.

Salming also enjoyed a decorated international hockey career outside of his long NHL service and, in 1996, he became the first Swedish-born player inducted into the Hockey Hall of Fame.

ALL STAR GAMES



SEASONS	CLUB	REGULAR SEASON					PLAYOFFS				
		GP	G	A	PTS	PIM	GP	G	A	PTS	PIM
1973-89	Maple Leafs	1099	148	620	768	1292	81	12	37	49	91

* Toronto Maple Leafs statistics

The 'Top 25 Players List' was unveiled by the Original Six franchise on September 30, 2001. Compiled by a committee of hockey experts, the list honoured the players who made lasting contributions in the Blue and White.

The voting committee was established for the purpose of gaining selections from individuals that watched thousands of Toronto Maple Leafs games. The 14 person committee at the time consisted of longtime hockey writers, Milt Dunnell, George Gross, Scott Morrison, John Iaboni, Frank Orr and Brian McFarlane; broadcasters Joe Bowen, Howie Meeker and Harry Neale; television producer Mark Askin; NHL executive and former Maple Leafs' general manager Jim Gregory; hockey publisher Dan Diamond; and representatives of two distinguished hockey families, Tommy Smythe and Frank Selke, Jr.

The committee was not asked to rank the players or select the best players at each position. Based on final voting from the committee, the following players were recognized as "The Top 25 Players" in franchise history.

SYL APPS: Captain and Calder Trophy winner averaged a point a game and played on three Stanley Cup winners.

GEORGE ARMSTRONG: Longest-serving captain played in the most career games as a Maple Leaf and won four Stanley Cups.

MAX BENTLEY: Member of three Stanley Cup teams and was inducted in 1966 to the Hall of Fame.

JOHNNY BOWER: Four-time winner of the Stanley Cup is second on the club's wins and games played list.

WALTER 'TURK' BRODA: Five-time Cup winner is Leafs all-time leader in wins, shutouts and games played in goal.

FRANK 'KING' CLANCY: Served the Leafs as a First-Team All-Star twice and later as coach.

WENDEL CLARK: Captain leads all Maple Leafs in career playoff goals.

CHARLIE CONACHER: Captain and a member of Leafs' first Stanley Cup winner led NHL in scoring in consecutive seasons.

CLARENCE 'HAP' DAY: The only man to serve as captain, coach and general manager for the club.

DOUG GILMOUR: Captain and Selke Trophy winner leads all Maple Leafs in career playoff points.

REGINALD 'RED' HORNER: Captain was elected to the Hall of Fame in 1965.

TIM HORTON: Second on the team's all-time games played list and an NHL First Team All-Star three times.

HARVEY 'BUSHY' JACKSON: Member of the 'Kid Line' of the 1930's and the only Leaf to be named to the NHL First All-Star Team four times.

LEONARD 'RED' KELLY: A four-time Stanley Cup champion and the leading point producer in the playoffs during the 1960's.

TED 'TEEDER' KENNEDY: Captain played on five Stanley Cup winners and one of only two Leafs to win the Hart Trophy (1955).

DAVE KEON: Captain is the only Leaf winner of the Conn Smythe Trophy (1967) and third on the club's all-time points list.

FRANK MAHOVLICH: Calder Trophy winner played on four Stanley Cup winners.

LANNY MCDONALD: Recorded three straight seasons of 40 or more goals.

BOB PULFORD: Eighth on Leafs all-time point list and seventh in games played.

BORJE SALMING: The club's all-time assist leader and either an NHL First or Second Team All-Star on six occasions.

DARRYL SITTLER: Captain is second on the franchise's all-time points and goals list. He's the NHL record-holder for most points in a game with 10.

ALLAN STANLEY: A three-time Second Team All-Star was a member of four Stanley Cup teams.

MATS SUNDIN: Captain is the club leader in points, goals, and game-winners and led the team in points 12 times. The fastest Maple Leaf to reach the 500-point plateau.

JIM THOMSON: Captain played on four Stanley Cup winning teams and was a Second Team All-Star twice.

RICK VAIVE: Captain recorded three straight 50-goals seasons and was the first to hit the 50-goal mark.

DARRYL SITTLER

centre



BORN: SEPTEMBER 18, 1950 KITCHENER, ONTARIO

HONOURED BY LEAFS: FEBRUARY 8, 2003

ALL-STAR TEAMS: SECOND ALL-STAR TEAM (1978)

LEAFS LEADER: HAT TRICKS (18), LONGEST POINT STREAK (18 GAMES-TIE), GOALS IN A GAME (6), POINTS IN A GAME (10)

HOCKEY HALL OF FAME INDUCTION: 1989

Darryl Sittler's heroics on a very competitive hockey club in the 1970s created heartwarming memories for legions of Toronto Maple Leafs fans, memories that remain to this day.

The centreman is remembered for two of the most historic performances in the history of the National Hockey League. On February 7, 1976, the captain scored six goals and added four assists for an NHL record total of 10 points in a game versus the Boston Bruins at Maple Leaf Gardens. That spring, the team leader also joined Maurice Richard and Newsy Lalonde in hockey history by tying a league record with five goals in a playoff win against the Philadelphia Flyers. In September of that same year, Sittler also scored on a dramatic, individual effort as Team Canada defeated Czechoslovakia in overtime to capture the 1976 Canada Cup at the Forum in Montreal.

Sittler was Toronto's first choice, eighth overall, in the 1970 Amateur Draft and, later that autumn, he would embark on a career that would lead him, at the time, ahead of Dave Keon to the top of the Leafs' all-time points list, and goal scoring list. In 844 games with Toronto he recorded 389 goals and 527 assists for 916 points. In the team record book, he currently ranks; ninth in games played, second in goals, third in assists, second in points, sixth in game-winning goals, first in hat tricks (18), fourth in playoff points (65), seventh in playoff goals (25-tied) and second in playoff assists (40). In 1977-78, he amassed career-highs in points (117), goals (45), assists (72) and penalty minutes (100). Sittler became the first Maple Leaf to crack the 100-point barrier in a single season while playing the pivot on a dynamic, high-scoring line with wingers Lanny McDonald and Errol Thompson during the mid-seventies. He would lead the club in points for eight consecutive seasons from 1973 to 1980.

After Sittler's playing career, he returned to the organization on August 8, 1991 and he continues to represent the Maple Leafs in the areas of Marketing, Community Relations, and Alumni Relations.

ALL STAR GAMES



SEASONS	CLUB	REGULAR SEASON					PLAYOFFS				
		GP	G	A	PTS	PIM	GP	G	A	PTS	PIM
1970-82	Maple Leafs	844	389	527	916	763	64	25	40	65	120

* Toronto Maple Leafs statistics

No Practice
Tomorrow



T 1918

STANLEY CUP CHAMPIONS



REGULAR SEASON RECORD: 13-9-0 (2nd & 1st in NHL)

PLAYOFF RECORD: 4-3

O'BRIEN CUP (NHL FINAL): Toronto defeated the Montreal Canadiens (1st & 3rd in NHL), winning the two-game total-goals series, 10-7.

SCORES:

Game 1 – March 11, 1918 – Toronto 7, Montreal 3 – *Arena Gardens – Toronto, ON

Game 2 – March 13, 1918 – Montreal 4, Toronto 3 – Jubilee Arena – Montreal, QC

*Name changed to Mutual Street Arena in 1938.

STANLEY CUP FINAL: Toronto defeated the Vancouver Millionaires (PCHA Champions), winning the best-of-five series, 3-2. (From 1917-18 through 1920-21, the NHL Champions played the PCHA Champions for the Stanley Cup.)

SCORES:

Game 1 – March 20, 1918 – Toronto 5, Van. Millionaires 3 – Arena Gardens – Toronto, ON

Game 2 – March 23, 1918 – Van. Millionaires 6, Toronto 4 – Arena Gardens – Toronto, ON

Game 3 – March 26, 1918 – Toronto 6, Van. Millionaires 3 – Arena Gardens – Toronto, ON

Game 4 – March 28, 1918 – Van. Millionaires 8, Toronto 1 – Arena Gardens – Toronto, ON

Game 5 – March 30, 1918 – Toronto 2, Van. Millionaires 1 – Arena Gardens – Toronto, ON

STANLEY CUP WINNING GOAL: Corb Denneny at 10:30 of the third period.

MANAGER: Charlie Querrie **COACH:** Dick Carroll **CAPTAIN:** Ken Randall

ROSTER: Rusty Crawford, Harry Meeking, Ken Randall, Corb Denneny, Harry Cameron, Jack Adams, Alf Skinner, Harry Mummery, Hap Holmes, Reg Noble, Sammy Hebert, Jack Marks, Jack Coughlin.

ADDITIONAL STAFF: Frank Carroll (Trainer).

NOTES: Alf Skinner led the Arenas with eight goals in the Final... The NHA (National Hockey Association) suspended operations prior to the 1917-18 season and the remaining clubs formed the NHL in November of 1918 using the exact constitution and playing rules of the NHA... As per the adopted NHA rules, the Stanley Cup Final site alternated between the NHL champion and the PCHA (Pacific Coast Hockey Association) champion due to travel expense, while the differing rules for the leagues alternated each game... Two of the major differences between the two leagues' rules played a major factor in the series... The PCHA played with six skaters and one goaltender per side, allowed forward passing in the neutral zone, and did not permit substitutions on the fly... The NHL played with five skaters and one goaltender per side, did not allow any forward passing (adopted PCHA neutral zone rule prior to 1918-19 season), and permitted substitutions on the fly... In every game in the Final, the winner was the team playing under its respective league's rules... The Arenas outscored the Millionaires 13-7 in Game's 1, 3 and 5, while Vancouver held a 14-5 margin in Game's 2 and 4... The 1918 Stanley Cup Final was the first series contested by the new NHL and the second Stanley Cup win by a Toronto based franchise... The Toronto Blueshirts won the Stanley Cup in 1914.



TORONTO ST PATS 1922

STANLEY CUP CHAMPIONS



REGULAR SEASON RECORD: 13-10-1 (2nd in NHL)

PLAYOFF RECORD: 4-2-1

O'BRIEN CUP (NHL FINAL): Toronto defeated the Ottawa Senators (1st in NHL), winning the two-game total-goals series, 5-4.

SCORES:

Game 1 – March 11, 1922 – Toronto 5, Ottawa 4 – Arena Gardens – Toronto, ON

Game 2 – March 13, 1922 – Toronto 0, Ottawa 0 – The Arena – Ottawa, ON

STANLEY CUP FINAL: Toronto defeated the Vancouver Millionaires (PCHA Champions), winning the best-of-five series, 3-2. (From 1921-22 through 1925-26, the NHL Champions played the PCHA/WCHL Champions for the Stanley Cup.)

SCORES:

Game 1 – March 17, 1922 – Van. Millionaires 4, Toronto 3 – Arena Gardens – Toronto, ON

Game 2 – March 20, 1922 – Toronto 2, Van. Millionaires 1 (OT) – Arena Gardens – Toronto, ON

Game 3 – March 23, 1922 – Van. Millionaires 3, Toronto 0 – Arena Gardens – Toronto, ON

Game 4 – March 25, 1922 – Toronto 6, Van. Millionaires 0 – Arena Gardens – Toronto, ON

Game 5 – March 28, 1922 – Toronto 5, Van. Millionaires 1 – Arena Gardens – Toronto, ON

STANLEY CUP WINNING GOAL: Babe Dye at 4:20 of the first period.

MANAGER: Charlie Querrie **COACH:** George O'Donoghue **CAPTAIN:** Reg Noble

ROSTER: Ted Stackhouse, Corb Denneny, Rod Smylie, Lloyd Andrews, John Ross Roach, Harry Cameron, Billy Stuart, Babe Dye, Ken Randall, Reg Noble, Eddie Gerard (borrowed for one game from Ottawa), Stan Jackson, Ivan Mitchell.

NOTES: Babe Dye scored nine of the St. Pats 16 goals in the Final, including the game-winning goal in overtime in Game 2 and four goals in Game 5... John Ross Roach became the first rookie goaltender to record a shutout in the Stanley Cup Final in Game 4, and posted a 1.80 goals against average in the series.



DICK IRVIN COACH TIM DALY TRAINER
 L CHABOT H COTTON H DAY
 J PRIMEAU A LEVINSKY C CONACHER

G. R. COTTRELL (PRESS) E. W. BICKLE (VICE PRESS)
 W. A. H. MCBRIEN (PRESS) MAJOR CONN SMYTHE (MAN)
 F. J. SELKE (ACTING MAN) HAP DAY COACH



1932

STANLEY CUP CHAMPIONS

REGULAR SEASON RECORD: 23-18-7 (2nd, Canadian Division)

PLAYOFF RECORD: 5-1-1

PATH TO THE FINAL: Quarter-Final – Toronto defeated the Chicago Black Hawks (2nd, American Division), winning the two-game total-goals series, 6-2... Semi-Final – Toronto defeated the Montreal Maroons (3rd, Canadian Division), winning the two-game total-goals series, 4-3.

STANLEY CUP FINAL: Toronto defeated the New York Rangers (1st, American Division), winning the best-of-five series, 3-0.

SCORES:

Game 1 – April 5, 1932 – Toronto 6, NY Rangers 4 – Madison Square Garden – New York, NY
 Game 2 – April 7, 1932 – Toronto 6, NY Rangers 2 – Boston Garden – Boston, MA
 Game 3 – April 9, 1932 – Toronto 6, NY Rangers 4 – Maple Leaf Gardens – Toronto, ON


STANLEY CUP WINNING GOAL: Ace Bailey at 15:07 of the third period.

MANAGER: Conn Smythe **COACH:** Dick Irvin **CAPTAIN:** Hap Day

ROSTER: Charlie Conacher, Busher Jackson, King Clancy, Andy Blair, Red Horner, Lorne Chabot, Alex Levinsky, Joe Primeau, Harold Darragh, Baldy Cotton, Frank Finnigan, Hap Day, Ace Bailey, Bob Gracie, Fred Robertson, Earl Miller.

ADDITIONAL STAFF: Tim Daly (Trainer).

NOTES: Charlie Conacher led the Maple Leafs and tied for second in NHL playoff scoring with eight points (6 goals, 2 assists)... Game 2 of the Final was played in Boston due to the circus being booked at Madison Square Garden in New York... The 'Kid Line' of Conacher, Busher Jackson and Joe Primeau combined for eight goals for the Maple Leafs in the Final... Toronto's coach Dick Irvin made his second straight Stanley Cup Final appearance, having coached for Chicago in 1931... The Maple Leafs won the Stanley Cup in their first season at Maple Leaf Gardens, which opened on November 12, 1931... The Leafs of the 1930's were called the "Gashouse Gang" for their off-ice antics... Pranks such as Conacher hanging King Clancy by his feet out of an open hotel window were common.



1942

STANLEY CUP CHAMPIONS

REGULAR SEASON RECORD: 27-18-3 (2nd in NHL)

PLAYOFF RECORD: 8-5

PATH TO THE FINAL: Semi-Final – Toronto defeated the New York Rangers (1st in NHL), winning the best-of-seven series, 4-2.

STANLEY CUP FINAL: Toronto defeated the Detroit Red Wings (5th in NHL), winning the best-of-seven series, 4-3.

SCORES:

Game 1 – April 4, 1942 – Detroit 3, Toronto 2 – Maple Leaf Gardens – Toronto, ON
 Game 2 – April 7, 1942 – Detroit 4, Toronto 2 – Maple Leaf Gardens – Toronto, ON
 Game 3 – April 9, 1942 – Detroit 5, Toronto 2 – Detroit Olympia – Detroit, MI
 Game 4 – April 12, 1942 – Toronto 4, Detroit 3 – Detroit Olympia – Detroit, MI
 Game 5 – April 14, 1942 – Toronto 9, Detroit 3 – Maple Leaf Gardens – Toronto, ON
 Game 6 – April 16, 1942 – Toronto 3, Detroit 0 – Detroit Olympia – Detroit, MI
 Game 7 – April 18, 1942 – Toronto 3, Detroit 1 – Maple Leaf Gardens – Toronto, ON

STANLEY CUP WINNING GOAL: Pete Langelles at 9:48 of the third period.

MANAGER: Conn Smythe

COACH: Hap Day

BUSINESS MANAGER: Frank Selke

CAPTAIN: Syl Apps

ROSTER: Wally Stanowski, Syl Apps, Bob Goldham, Gordie Drillon, Hank Goldup, Ernie Dickens, Sweeney Schriner, Bucko McDonald, Bob Davidson, Nick Metz, Bingo Kampman, Don Metz, Gaye Stewart, Turk Broda, John McCreedy, Lorne Carr, Pete Langelles, Billy Taylor, Reg Hamilton.

ADDITIONAL STAFF: Tim Daly (Trainer).

NOTES: Syl Apps led the Maple Leafs and tied for the NHL lead in playoff scoring with 14 points (5 goals, 9 assists), including three goals and two assists in Game 5 of the Final... After losing the first three games of the series, Leafs coach Hap Day benched his regular season leading scorer Gordie Drillon, Bucko McDonald and Hank Goldup... Among those replacing the regulars was Don Metz who went on to score four goals and three assists for seven points in the remaining four games... The record crowd of 16,218 in Game 7 at Maple Leaf Gardens marked the first time that over 16,000 people attended a hockey game in Canada... The Maple Leafs became the first team in NHL history to come back from a 3-0 deficit and win a best-of-seven series... Only two other teams have accomplished this feat since; the New York Islanders over the Pittsburgh Penguins in the Quarter-Final in 1975, and the Philadelphia Flyers over the Boston Bruins in the Conference Semi-Final in 2010... The Maple Leafs remain the sole team to do so in the Stanley Cup Final.



ELVIN MORRIS DAVE SCHRINER GUS BODNAR
WALLY STANOWSKI ROSS JOHNSTONE LORNE CARR
JOHNNY MCCREEDY TOM O'NEILL MEL HILL

G.E. WALKER CHIEF SCOUT SYL APPS CAPTAIN
WILLIAM BARILKO GUS BODNAR GARTH BOESCH
WALTER BRODA WILLIAM EZINICKI BUD POILE



1945

STANLEY CUP CHAMPIONS

REGULAR SEASON RECORD: 24-22-4 (3rd in NHL)

PLAYOFF RECORD: 8-5

PATH TO THE FINAL: Semi-Final - Toronto defeated the Montreal Canadiens (1st in NHL), winning the best-of-seven series, 4-2.

STANLEY CUP FINAL: Toronto defeated the Detroit Red Wings (2nd in NHL), winning the best-of-seven series, 4-3.

SCORES:

Game 1 - April 6, 1945 - Toronto 1, Detroit 0 - Detroit Olympia - Detroit, MI
Game 2 - April 8, 1945 - Toronto 2, Detroit 0 - Detroit Olympia - Detroit, MI
Game 3 - April 12, 1945 - Toronto 1, Detroit 0 - Maple Leaf Gardens - Toronto, ON
Game 4 - April 14, 1945 - Detroit 5, Toronto 3 - Maple Leaf Gardens - Toronto, ON
Game 5 - April 19, 1945 - Detroit 2, Toronto 0 - Detroit Olympia - Detroit, MI
Game 6 - April 21, 1945 - Detroit 1, Toronto 0 (OT) - Maple Leaf Gardens - Toronto, ON
Game 7 - April 22, 1945 - Toronto 2, Detroit 1 - Detroit Olympia - Detroit, MI

STANLEY CUP WINNING GOAL: Babe Pratt at 12:14 of the third period.

MANAGER: Conn Smythe

BUSINESS MANAGER: Frank Selke

COACH: Hap Day

CAPTAIN: Bob Davidson

ROSTER: Don Metz, Frank McCool, Wally Stanowski, Reg Hamilton, Moe Morris, John McCreedy, Tom O'Neill, Ted Kennedy, Babe Pratt, Gus Bodnar, Art Jackson, Jack McLean, Mel Hill, Nick Metz, Bob Davidson, Sweeney Schriner, Lorne Carr, Pete Backor, Ross Johnstone.

ADDITIONAL STAFF: Tim Daly (Trainer).

NOTES: Nineteen-year-old Ted Kennedy led the NHL playoffs in goals (7), including a hat trick in a losing effort in Game 4 of the Final, and was second overall in points (9)... The Maple Leafs would open the playoffs against the heavily favoured and defending Stanley Cup Champion Montreal Canadiens... Despite recording 28 less points than Montreal in the 1944-45 regular season, Toronto won the best-of-seven Semi-Final series in six games... Two rookie goaltenders met in a Stanley Cup Final for the first time in NHL history: 18-year-old Harry Lumley for Detroit and 26-year-old Frank McCool for Toronto replacing Turk Broda who was serving time in the army... McCool, who shutout the Red Wings in Game's 1, 2 and 3, remains the only goaltender in NHL history to record three consecutive shutouts in the Final...

In a bizarre near-reversal of the 1942 Stanley Cup Final, Detroit would win Game's 4, 5 and 6 to force a Game 7... Toronto became the first team in NHL history to win Game 7 of the Stanley Cup Final on the road... It has only happened three times since: Montreal over Chicago (1971), Pittsburgh over Detroit (2009), and Boston over Vancouver (2011)... The nine goals the Leafs scored in the Final is the fewest scored by a Stanley Cup winner in a best-of-seven series... McCool, who also won the Calder Trophy as the NHL's rookie of the year, would go on to play just 22 more games in the NHL.



1947

STANLEY CUP CHAMPIONS

REGULAR SEASON RECORD: 31-19-10 (2nd in NHL)

PLAYOFF RECORD: 8-3

PATH TO THE FINAL: Semi-Final - Toronto defeated the Detroit Red Wings (4th in NHL), winning the best-of-seven series, 4-1.

STANLEY CUP FINAL: Toronto defeated the Montreal Canadiens (1st in NHL), winning the best-of-seven series, 4-2.

SCORES:

Game 1 - April 8, 1947 - Montreal 6, Toronto 0 - Montreal Forum - Montreal, QC
Game 2 - April 10, 1947 - Toronto 4, Montreal 0 - Montreal Forum - Montreal, QC
Game 3 - April 12, 1947 - Toronto 4, Montreal 2 - Maple Leaf Gardens - Toronto, ON
Game 4 - April 15, 1947 - Toronto 2, Montreal 1 (OT) - Maple Leaf Gardens - Toronto, ON
Game 5 - April 17, 1947 - Montreal 3, Toronto 1 - Montreal Forum - Montreal, QC
Game 6 - April 19, 1947 - Toronto 2, Montreal 1 - Maple Leaf Gardens - Toronto, ON

STANLEY CUP WINNING GOAL: Ted Kennedy at 14:39 of the third period.

MANAGER: Conn Smythe

COACH: Hap Day

CAPTAIN: Syl Apps

ROSTER: Turk Broda, Garth Boesch, Gus Mortson, Jimmy Thomson, Wally Stanowski, Bill Barilko, Harry Watson, Bud Poile, Ted Kennedy, Syl Apps, Don Metz, Nick Metz, Bill Ezinicki, Vic Lynn, Howie Meeker, Gaye Stewart, Joe Klukay, Gus Bodnar, Bob Goldham.

ADDITIONAL STAFF: Tim Daly (Trainer).

NOTES: Ted Kennedy led the Maple Leafs and tied for second in NHL playoff scoring with nine points (4 goals, 5 assists)... The Leafs, sporting six rookies on their roster including Calder Trophy recipient Howie Meeker and Bill Barilko, were the youngest team to win a Cup in NHL history to that time... In Game 2, Montreal's Maurice Richard would earn over 20 minutes in penalties, including two major penalties for high sticking, and as a result would be suspended for Game 3 of the series... NHL President Clarence Campbell, concerned over the prospect of fan violence, declined to present the Stanley Cup to the Maple Leafs immediately after Game 6... Five players from the 1947 Stanley Cup Champion Maple Leafs team (Apps, Broda, Kennedy, Poile, Watson) were later inducted to the Hockey Hall of Fame... In February 2011, the 1947 Maple Leafs were named the 10th greatest NHL team of all-time by the Sporting News.



SYLAPPS CAPT BILL BARILKO MAX BENTLEY
 GARTH BOESCH WALTER BRODA LES COSTELLO
 BILL EZINICKI TED KENNEDY JOE KLUKAY

BILL BARILKO MAX BENTLEY GARTH BOESCH
 WALTER BRODA BOB DAWES CAL GARDNER
 WILLIAM JUZZO TED KENNEDY CAPTAIN



1948

STANLEY CUP CHAMPIONS

REGULAR SEASON RECORD: Record: 32-15-13 (1st in NHL)

PLAYOFF RECORD: 8-1

PATH TO THE FINAL: Semi-Final – Toronto defeated the Boston Bruins (3rd in NHL), winning the best-of-seven series, 4-1.

STANLEY CUP FINAL: Toronto defeated the Detroit Red Wings (2nd in NHL), winning the best-of-seven series, 4-0.

SCORES:

Game 1 – April 7, 1948 – Toronto 5, Detroit 3 – Maple Leaf Gardens – Toronto, ON
 Game 2 – April 10, 1948 – Toronto 4, Detroit 2 – Maple Leaf Gardens – Toronto, ON
 Game 3 – April 11, 1948 – Toronto 2, Detroit 0 – Detroit Olympia – Detroit, MI
 Game 4 – April 14, 1948 – Toronto 7, Detroit 2 – Detroit Olympia – Detroit, MI

STANLEY CUP WINNING GOAL: Harry Watson at 11:13 of the first period.

MANAGER: Conn Smythe **COACH:** Hap Day **CAPTAIN:** Syl Apps

ROSTER: Syl Apps, Bill Barilko, Max Bentley, Garth Boesch, Turk Broda, Les Costello, Bill Ezinicki, Ted Kennedy, Joe Klukay, Vic Lynn, Howie Meeker, Nick Metz, Don Metz, Gus Mortson, Phil Samis, Sid Smith, Wally Stanowski, Jimmy Thomson, Harry Watson.

ADDITIONAL STAFF: Tim Daly (Trainer).

NOTES: Ted Kennedy led the NHL in playoff goals (8) and points (14)... Turk Broda led the NHL playoffs in goals against average (2.15) and shutouts (1)... Max Bentley also factored in on the scoring, finishing tied for first in NHL playoff assists (7) and second behind Kennedy in points (11)... Bentley was acquired November 2, 1947 from the Chicago Black Hawks along with Reg Thomas, in exchange for Ernie Dickens, Bob Goldham, Bud Poile, Gus Bodnar and Gaye Stewart... The trade is considered by many to be "the biggest trade to that date in hockey history"... This was also the Stanley Cup Final debut for Detroit's Gordie Howe and the last for Toronto's Syl Apps who retired after the series.



1949

STANLEY CUP CHAMPIONS

REGULAR SEASON RECORD: 22-25-13 (4th in NHL)

PLAYOFF RECORD: 8-1

PATH TO THE FINAL: Semi-Final – Toronto defeated the Boston Bruins (2nd in NHL), winning the best-of-seven series, 4-1.

STANLEY CUP FINAL: Toronto defeated the Detroit Red Wings (1st in NHL), winning the best-of-seven series, 4-0.

SCORES:

Game 1 – April 8, 1949 – Toronto 3, Detroit 2 (OT) – Detroit Olympia – Detroit, MI
 Game 2 – April 10, 1949 – Toronto 3, Detroit 1 – Detroit Olympia – Detroit, MI
 Game 3 – April 13, 1949 – Toronto 3, Detroit 1 – Maple Leaf Gardens – Toronto, ON
 Game 4 – April 16, 1949 – Toronto 3, Detroit 1 – Maple Leaf Gardens – Toronto, ON

STANLEY CUP WINNING GOAL: Cal Gardner at 19:45 of the second period.

MANAGER: Conn Smythe **COACH:** Hap Day **CAPTAIN:** Ted Kennedy

ROSTER: Bill Barilko, Max Bentley, Garth Boesch, Turk Broda, Bob Dawes, Bill Ezinicki, Cal Gardner, Bill Juzda, Ted Kennedy, Joe Klukay, Vic Lynn, Howie Meeker, Don Metz, Fleming MacKell, Gus Mortson, Sid Smith, Harry Taylor, Ray Timgren, Jimmy Thomson, Harry Watson.

ADDITIONAL STAFF: Bill MacBrien (Chairman), George McCullagh, J.Y. Murdoch (Vice Presidents), J.P. Bickell, Ed Bickle (Directors), Tim Daly (Trainer), Archie Campbell (Assistant Trainer), Dr. Norman Delarue, Dr. James Murray, Dr. Horace MacIntyre (Club Doctors), Ed Fitkin (Publicity Director), Squib Walker (Chief Scout), Kerry Day (Mascot).

NOTES: Ted Kennedy led the Maple Leafs and tied for second in NHL playoff scoring with eight points (2 goals, 6 assists)... Turk Broda led the NHL playoffs in goals against average (1.57) and shutouts (1)... The Maple Leafs became the first team in NHL history and first since the Ottawa Senators (1903 to 1906) to win three consecutive Stanley Cups... Toronto also extended its' winning streak in the Stanley Cup Final to nine games dating back to April 19, 1947... The Maple Leafs won the Stanley Cup despite a losing record in the regular season ... The only other team in NHL history to win the Cup after finishing the regular season with a losing record was the 1938 Chicago Black Hawks.



CONN MCCULLAGH (V PRES) J Y MURDOCH KC (V PRES)
 J BICKELL DIRECTOR E B BICKLE DIRECTOR
 THOMAS DALY TRAINER ED FITKIN PUB DIRECTOR

JOHN BASSETT VICE PRES CONN SMYTHE BOARD CHAIRMAN
 G PUNCH IMLACH COACH GEN MANN F KING CLANCY ASST COACH
 ROBERT DAVIDSON CHIEF SCOUT GEORGE ARMSTRONG CAPTAIN



1951

STANLEY CUP CHAMPIONS

REGULAR SEASON RECORD: 41-16-13 (2nd in NHL)

PLAYOFF RECORD: 8-2-1

PATH TO THE FINAL: Semi-Final – Toronto defeated the Boston Bruins (4th in NHL), winning the best-of-seven series, 4-1-1. (Game 2 of the series was called after the first overtime period due to a local curfew law and ended a 1-1 tie.)

STANLEY CUP FINAL: Toronto defeated the Montreal Canadiens (3rd in NHL), winning the best-of-seven series, 4-1.

SCORES:

Game 1 – April 11, 1951 – Toronto 3, Montreal 2 (OT) – Maple Leaf Gardens – Toronto, ON
 Game 2 – April 14, 1951 – Montreal 3, Toronto 2 (OT) – Maple Leaf Gardens – Toronto, ON
 Game 3 – April 17, 1951 – Toronto 2, Montreal 1 (OT) – Montreal Forum – Montreal, QC
 Game 4 – April 19, 1951 – Toronto 3, Montreal 2 (OT) – Montreal Forum – Montreal, QC
 Game 5 – April 21, 1951 – Toronto 3, Montreal 2 (OT) – Maple Leaf Gardens – Toronto, ON

STANLEY CUP WINNING GOAL: Bill Barilko at 2:53 of the first overtime period.

PRESIDENT/MANAGER: Conn Smythe **COACH:** Joe Primeau **CAPTAIN:** Ted Kennedy

ROSTER: Bill Barilko, Max Bentley, Hugh Bolton, Turk Broda, Fern Flaman, Cal Gardner, Bob Hassard, Bill Juzda, Ted Kennedy, Joe Klukay, Danny Lewicki, Fleming MacKell, Howie Meeker, Gus Mortson, John McCormack, Al Rollins, Tod Sloan, Sid Smith, Jimmy Thomson, Ray Timgren, Harry Watson.

ADDITIONAL STAFF: Bill MacBrien (Chairman), Hap Day (Assistant Manager), George McCullagh, J.Y. Murdoch (Vice Presidents), J.P. Bickell, Ed Bickle (Directors), Tim Daly (Trainer), Archie Campbell, Tommy Naylor (Assistant Trainers), Dr. Norman Delarue, Dr. James Murray, Dr. Horace MacIntyre (Club Doctors), Ed Fitkin (Publicity Director), Squib Walker (Chief Scout).

NOTES: Max Bentley led the NHL playoffs in assists (11) and was tied for the lead in points (13)... Every game went into overtime in the Final series... Sid Smith, Ted Kennedy, Harry Watson and Bill Barilko scored the game-winning goals for the Maple Leafs, while Maurice Richard tallied the lone overtime goal for the Canadiens... In Game 5, Tod Sloan would score twice, including the game-tying goal with 32 seconds left in the third period... Barilko's Stanley

Cup winning goal would be the last he ever scored as he died in a plane crash on August 26, 1951... Ironically, the site of the crash was not discovered until 1962, the year of Toronto's next Stanley Cup win.



1962

STANLEY CUP CHAMPIONS

REGULAR SEASON RECORD: 37-22-11 (2nd in NHL)

PLAYOFF RECORD: 8-4

PATH TO THE FINAL: Semi-Final – Toronto defeated the New York Rangers (4th in NHL), winning the best-of-seven series, 4-2.

STANLEY CUP FINAL: Toronto defeated the Chicago Black Hawks (3rd in NHL), winning the best-of-seven series, 4-2.

SCORES:

Game 1 – April 10, 1962 – Toronto 4, Chicago 1 – Maple Leaf Gardens – Toronto, ON
 Game 2 – April 12, 1962 – Toronto 3, Chicago 2 – Maple Leaf Gardens – Toronto, ON
 Game 3 – April 15, 1962 – Chicago 3, Toronto 0 – Chicago Stadium – Chicago, IL
 Game 4 – April 17, 1962 – Chicago 4, Toronto 1 – Chicago Stadium – Chicago, IL
 Game 5 – April 19, 1962 – Toronto 8, Chicago 4 – Maple Leaf Gardens – Toronto, ON
 Game 6 – April 22, 1962 – Toronto 2, Chicago 1 – Chicago Stadium – Chicago, IL

STANLEY CUP WINNING GOAL: Dick Duff at 14:14 of the third period.

PRESIDENT: Stafford Smythe **COACH/GENERAL MANAGER:** Punch Imlach
CAPTAIN: George Armstrong

ROSTER: George Armstrong, Al Arbour, Bob Baun, Johnny Bower, Carl Brewer, Dick Duff, Billy Harris, Larry Hillman, Dave Keon, Tim Horton, Red Kelly, Ed Litzenberger, John MacMillan, Frank Mahovlich, Bob Nevin, Bert Olmstead, Bob Pulford, Eddie Shack, Allan Stanley, Don Simmons, Ron Stewart.

ADDITIONAL STAFF: Harold Ballard (Executive Vice President), John Bassett (Vice President), Conn Smythe (Chairman), King Clancy (Assistant Coach), Bob Davidson (Chief Scout), Bob Haggert (Trainer), Tom Naylor (Assistant Trainer), Hugh Hoult (Stick Boy).

NOTES: Tim Horton led the Maple Leafs and finished second in NHL playoff scoring with 16 points (3 goals, 13 assists), including an assist on Dick Duff's Stanley Cup winning goal... George Armstrong and Bob Pulford tied for second in the NHL with seven playoff goals each... Frank Mahovlich had four goals and seven points in the Stanley Cup Final... In early June of 1962, just over six weeks after the Final, the crash site and body of Bill Barilko was discovered by pilots Gary Fields and Ron Boyd... Barilko, the overtime hero the last time the Maple Leafs won the Cup in 1951, had been missing since the summer of that year.



JOHN BASSETT BOARD CHAIRMAN G PUNCH IMLACH COX GEN MANAGER
 KING CLANCY ASST COACH G MANN G ARMSTRONG CAPTAIN
 ROBERT BAUN JOHN BOWER CARL BREWER KENT DOUGLAS

FRANK KING CLANCY ASST COACH GEN MAN G ARMSTRONG CAPT
 ANDREW BATHGATE ROBERT BAUN JOHN BOWER CARL BREWER
 GERALD EHMAN WILLIAM HARRIS LARRY HILLMAN DAVID KEON



1963

STANLEY CUP CHAMPIONS

REGULAR SEASON RECORD: 35-23-12 (1st in NHL)

PLAYOFF RECORD: 8-2

PATH TO THE FINAL: Semi-Final - Toronto defeated the Montreal Canadiens (3rd in NHL), winning the best-of-seven series, 4-1.

STANLEY CUP FINAL: Toronto defeated the Detroit Red Wings (4th in NHL), winning the best-of-seven series, 4-1.

SCORES:

Game 1 - April 9, 1963 - Toronto 4, Detroit 2 - Maple Leaf Gardens - Toronto, ON

Game 2 - April 11, 1963 - Toronto 4, Detroit 2 - Maple Leaf Gardens - Toronto, ON

Game 3 - April 14, 1963 - Detroit 3, Toronto 2 - Detroit Olympia - Detroit, MI

Game 4 - April 16, 1963 - Toronto 4, Detroit 2 - Detroit Olympia - Detroit, MI

Game 5 - April 18, 1963 - Toronto 3, Detroit 1 - Maple Leaf Gardens - Toronto, ON

STANLEY CUP WINNING GOAL: Eddie Shack at 13:28 of the third period.

PRESIDENT: Stafford Smythe **COACH/GENERAL MANAGER:** Punch Imlach

CAPTAIN: George Armstrong

ROSTER: George Armstrong, Bob Baun, Johnny Bower, Carl Brewer, Kent Douglas, Dick Duff, Billy Harris, Larry Hillman, Tim Horton, Red Kelly, Dave Keon, Ed Litzenberger, John MacMillan, Frank Mahovlich, Bob Nevin, Bob Pulford, Eddie Shack, Don Simmons, Allan Stanley, Ron Stewart.

ADDITIONAL STAFF: Harold Ballard (Executive Vice President), John Bassett (Chairman), King Clancy (Assistant Coach/Assistant General Manager), Bob Haggert (Trainer), Tom Naylor (Assistant Trainer), Hugh Hoult (Stick Boy).

NOTES: Dave Keon led the Maple Leafs and finished third in NHL playoff scoring with 12 points (7 goals, 5 assists)... Johnny Bower led the NHL playoffs in goals against average (1.60) and shutouts (2)... Five different Leafs had multi-goal games in the Final: Dick Duff, Bob Nevin, Ron Stewart, Red Kelly and Keon... In Game 1, Duff set an NHL playoff record that still stands by scoring the fastest two goals from the start of a game (1:08)... Keon scored two short-handed goals in Game 5... The Maple Leafs celebrated their second consecutive Cup by throwing Punch Imlach, Harold Ballard and Stafford Smythe into the showers fully clothed.



1964

STANLEY CUP CHAMPIONS

REGULAR SEASON RECORD: 33-25-12 (3rd in NHL)

PLAYOFF RECORD: 8-6

PATH TO THE FINAL: Semi-Final - Toronto defeated the Montreal Canadiens (1st in NHL), winning the best-of-seven series, 4-3.

STANLEY CUP FINAL: Toronto defeated the Detroit Red Wings (4th in NHL), winning the best-of-seven series, 4-3.

SCORES:

Game 1 - April 11, 1964 - Toronto 3, Detroit 2 - Maple Leaf Gardens - Toronto, ON

Game 2 - April 14, 1964 - Detroit 4, Toronto 3 (OT) - Maple Leaf Gardens - Toronto, ON

Game 3 - April 16, 1964 - Detroit 4, Toronto 3 - Detroit Olympia - Detroit, MI

Game 4 - April 18, 1964 - Toronto 4, Detroit 2 - Detroit Olympia - Detroit, MI

Game 5 - April 21, 1964 - Detroit 2, Toronto 1 - Maple Leaf Gardens - Toronto, ON

Game 6 - April 23, 1964 - Toronto 4, Detroit 3 (OT) - Detroit Olympia - Detroit, MI

Game 7 - April 25, 1964 - Toronto 4, Detroit 0 - Maple Leaf Gardens - Toronto, ON

STANLEY CUP WINNING GOAL: Andy Bathgate at 3:04 of the first period.

PRESIDENT: Stafford Smythe **COACH/GENERAL MANAGER:** Punch Imlach

CAPTAIN: George Armstrong

ROSTER: George Armstrong, Andy Bathgate, Bob Baun, Johnny Bower, Carl Brewer, Gerry Ehman, Billy Harris, Larry Hillman, Dave Keon, Tim Horton, Red Kelly, Frank Mahovlich, Don McKenney, Jim Pappin, Bob Pulford, Eddie Shack, Don Simmons, Allan Stanley, Ron Stewart, Al Arbour, Ed Litzenberger.

ADDITIONAL STAFF: Harold Ballard (Executive Vice President), John Bassett (Chairman), King Clancy (Assistant Coach/Assistant General Manager), Bob Haggert (Trainer), Tom Naylor (Assistant Trainer), Hugh Hoult (Stick Boy).

NOTES: Frank Mahovlich led the Maple Leafs and finished third in NHL playoff scoring with 15 points (4 goals, 11 assists)... Johnny Bower led the NHL playoffs in goals against average (2.12) and shutouts (2)... The 1964 Stanley Cup Final is famous for the courageous play of Bob Baun... Baun took a Gordie Howe slap shot off the right ankle in Game 6 and was carried off the ice on a stretcher, but returned in overtime and scored the game-winning goal... Baun also played in Game 7 despite the pain, and it was revealed after the series that he had a broken ankle... John MacMillan was the only player to play in back-to-back finals with different teams in successive series that pitted the same teams against each other until Marian Hossa in 2009... MacMillan won the 1963 Cup with Toronto over Detroit and lost the 1964 Final to the Maple Leafs as a member of Wings, while Hossa lost the 2008 Cup to Detroit with Pittsburgh and then lost the 2009 Final to the Penguins as a member of the Wings.



JOHN ANDERSON RUISS MANN G ARMSTRONG CAPTAIN
BOB BAUN JOHN BOWER BRIAN CONACHER RON ELLIS
AUT ERICKSON LARRY HILLMAN TIM HORTON RED KELLY



1967

STANLEY CUP CHAMPIONS



REGULAR SEASON RECORD: 32-27-11 (3rd in NHL)

PLAYOFF RECORD: 8-4

PATH TO THE FINAL: Semi-Final - Toronto defeated the Chicago Black Hawks (1st in NHL), winning the best-of-seven series, 4-2.

STANLEY CUP FINAL: Toronto defeated the Montreal Canadiens (2nd in NHL), winning the best-of-seven series, 4-2.

SCORES:

Game 1 - April 20, 1967 - Montreal 6, Toronto 2 - Montreal Forum - Montreal, QC
Game 2 - April 22, 1967 - Toronto 3, Montreal 0 - Montreal Forum - Montreal, QC
Game 3 - April 25, 1967 - Toronto 3, Montreal 2 (OT) - Maple Leaf Gardens - Toronto, ON
Game 4 - April 27, 1967 - Montreal 6, Toronto 2 - Maple Leaf Gardens - Toronto, ON
Game 5 - April 29, 1967 - Toronto 4, Montreal 1 - Montreal Forum - Montreal, QC
Game 6 - May 2, 1967 - Toronto 3, Montreal 1 - Maple Leaf Gardens - Toronto, ON

STANLEY CUP WINNING GOAL: Jim Pappin at 19:24 of the second period.

PRESIDENT: Stafford Smythe

COACH/GENERAL MANAGER: Punch Imlach

CAPTAIN: George Armstrong

ROSTER: George Armstrong, Bob Baun, Johnny Bower, Brian Conacher, Ron Ellis, Aut Erickson, Larry Hillman, Tim Horton, Red Kelly, Larry Jeffrey, Dave Keon, Frank Mahovlich, Milan Marcetta, Jim Pappin, Marcel Pronovost, Bob Pulford, Terry Sawchuk, Eddie Shack, Allan Stanley, Pete Stelmkowski, Mike Walton.

ADDITIONAL STAFF: Harold Ballard (Executive Vice President), John Bassett (Chairman), King Clancy (Assistant Coach/Assistant General Manager), Bob Davidson (Chief Scout), John Anderson (Business Manager), Bob Haggert (Trainer), Tom Nayler (Assistant Trainer), Karl Elieff (Physiotherapist), Richard Smythe (Mascot).

NOTES: Dave Keon became the first and only Leaf ever to win the Conn Smythe Trophy as playoff MVP, earning the honour on the basis of an outstanding defensive performance... Jim Pappin led the NHL playoffs in goals (7) and points (15), including four goals and four assists in the Stanley Cup Final... With an average age of 31 and derided as an "over the hill" team by the press, Toronto sported the oldest lineup to win the Stanley Cup to that time... Johnny Bower, the oldest player in the NHL, was 42 and Allan Stanley was 41... Terry Sawchuk and Bower split time between the pipes for the Maple Leafs in the Final, each making their mark on the series... Sawchuk suffered the loss in Game 1 before Bower recorded a shutout in Game 2 and backstopped Toronto to a 3-2 overtime win in Game 3, which has been described as "one of the most exciting games ever played"... Sawchuk then replaced an injured Bower prior to Game 4 and played the rest of the series, including a 41-save performance in the deciding Game 6... Al Smith was called up from the minors to serve as a back-up goaltender in Game's 4 and 5, while Bower returned as a back-up for Game 6... It was the last Stanley Cup of the NHL's 'Original Six' as the league would double in size with the addition of six new expansion teams



for the 1967-68 season... Mid-way through the 1966-67 season, the Maple Leafs suffered a 10-game losing streak and Punch Imlach had to take time off to recover from trauma and strain... King Clancy took over as temporary head coach and the team went 7-1-2, climbing back into the playoff picture and staying there when Imlach returned... The Leafs introduced a new jersey just before the playoffs in 1967, featuring an 11-point leaf (like that on Canada's flag) in place of the former 35-point leaf.

STATISTICS IN STANLEY CUP FINALS

ALL-TIME FINAL SERIES RECORD

Versus	Series	W	L	GP	W	L	GF	GA
Boston	1	0	1	5	1	4	6	12
Chicago	2	1	1	10	5	5	26	25
Detroit	7	6	1	38	25	13	114	85
Montreal	5	3	2	26	13	13	60	72
NY Rangers	3	1	2	13	6	7	34	35
Defunct Teams	3	2	1	13	6	7	38	40
Totals	21	13	8	105	56	49	278	269

FINAL SERIES APPEARANCES

Versus	Year	Winner	W	L	GF	GA
Van. Millionaires	1918	Toronto (Toronto Arenas)	3	2	18	21
Van. Millionaires	1921	Toronto (Toronto St. Patricks)	3	2	16	9
NY Rangers	1932	Toronto	3	0	18	10
NY Rangers	1933	NY Rangers	1	3	5	11
Mtl Maroons	1935	Maroons	0	3	4	10
Detroit	1936	Detroit	1	3	11	18
Chicago	1938	Chicago	1	3	8	10
Boston	1939	Boston	1	4	6	12
NY Rangers	1940	NY Rangers	2	4	11	14
Detroit	1942	Toronto	4	3	25	19
Detroit	1945	Toronto	4	3	9	9
Montreal	1947	Toronto	4	2	13	13
Detroit	1948	Toronto	4	0	18	7
Detroit	1949	Toronto	4	0	12	5
Montreal	1951	Toronto	4	1	13	10
Montreal	1959	Montreal	1	4	12	18
Montreal	1960	Montreal	0	4	5	15
Chicago	1962	Toronto	4	2	18	15
Detroit	1963	Toronto	4	1	17	10
Detroit	1964	Toronto	4	3	22	17
Montreal	1967	Toronto	4	2	17	16

TOP FIVE FINAL SERIES SCORERS

Player	GP	G	A	TP	PIM
Ted Kennedy	26	12	11	23	8
George Armstrong	33	9	13	22	22
Frank Mahovlich	32	7	15	22	39
Syl Apps	32	10	11	21	6
Bob Pulford	33	8	13	21	44



MEDIA PASS
Key Persons
C. J. ...
Toronto Maple Leafs

MEDIA INFORMATION

PAGES 438 - 461

MEDIA INFORMATION LINE:

During the hockey season, the Maple Leafs' Media Information Line provides daily updated team information such as player transactions, media availability times, practice times and locations.

MEDIA CREDENTIALS:

Full season media credentials are issued to those members of the media who regularly cover the Toronto Maple Leafs. Approved media will receive a full season media credential prior to the conclusion of training camp. The credential is valid for all Maple Leaf home games, practices and game-day morning skates.

Single game media credentials will be issued on a priority basis to media covering game-related stories, on deadline only. Requests must be made to Pat Park by e-mail (ppark@torontomapleleafs.com) at least 24 hours prior to game time.

Credentials must be worn in a visible manner by all members of the approved media.

Media intent on covering the team on the road must notify Aaron Gogishvili (agogishvili@torontomapleleafs.com) of the Maple Leafs' Communications Department in order to guarantee road accreditation. Notification should be no later than one day before the game.

MEDIA BROADCAST VEHICLES AT AIR CANADA CENTRE:

Building security will not permit any media broadcast vehicles, satellite uplink trucks, company and personal vehicles to park on the East or West Plaza of the arena on game nights as per NHL and Air Canada Centre security regulations. Vehicles will be subject to ticketing and towing at the discretion of the Security staff.

LIVE BROADCAST POLICY:

Media may broadcast live from the public areas on Bay Street. Media is not permitted to broadcast live from inside the arena or the Galleria unless a feed has been arranged through the Air Canada Centre staff. Broadcasters requesting a live feed from inside the arena must use arena facilities and book their request through Kathy Spencer at Sure Connect at (416) 543-8429 (cellular) or (866) 805-9013 (office). Other than the game rights holder, broadcasters are not permitted to use the arena bowl as a backdrop for a live feed within 30 minutes prior to the start of the game as per NHL regulations.

MEDIA ENTRANCE:

The Media Entrance (Door 2B) on game nights is located directly beside Gate 2 at the northeast end of Air Canada Centre. Access for the media will commence two and half hours before the start of the game. Gate 2 is the media entrance for all practices and morning skates.

FOSTER HEWITT MEDIA GONDOLA AND SEATING:

Seating in the Foster Hewitt Media Gondola must be requested to Pat Park no later than 24 hours prior to a game. The gondola is located on the south end of the building, opposite the team benches. For access to the gondola, members of the media can take a dedicated elevator located on the southwest end of the event level (dressing room and Rogers Media Centre level).

STROBE LIGHTS/PHOTOGRAPHY:

Strobe photographers must contact Laura Leite (416-815-5455) of the Maple Leafs' Media Relations department to arrange payment method. A limited number of strobe light sets are available at Air Canada Centre on a first-come, first-served basis, at the discretion of the Leafs' Media Relations Staff.

PHOTOGRAPHY POSITIONS:

Section 108 in the red level (centre-ice opposite both team benches) is the designated area for non-ice level shooting positions. Shooting positions are unassigned in this area. A maximum of three photographers may shoot the pre-game warm-ups from the players' benches at one time (one on the Leaf bench and two on the visitors bench or vice versa).

Maple Leaf team photographer Graig Abel will assign ice-level shooting positions on game days. Shooting positions will remain the same throughout all games unless notified otherwise. Ice level positions in the southeast corner of the rink (Maple Leafs' net for two periods and on the penalty box side) will be restricted to three cameras. The arrangement will allow either two television rights holder handheld cameras and one still photographer, or one television rights holder camera and two still photographers.

INTRODUCTION

Air Canada Centre is Canada's premier sports and entertainment venue and home to the Toronto Maple Leafs Hockey Club, Toronto Raptors Basketball Club and the Toronto Rock Lacrosse Team. Air Canada Centre first opened its doors in February 1999 and over its 12-year history, it has been recognized with more than 25 industry awards and has hosted over 30 million fans over to 2,000 events including Leafs, Raptors and Rock games, as well as concerts and live events.

LOCATION

Air Canada Centre is connected to Union Station and the underground pedestrian PATH system, providing easy access to public transportation (TTC, subway and GO Transit) for fans attending events.

ARENA FEATURES

Air Canada Centre completed an extensive \$48 million revitalization and renovation on its west side in time for the 2009-10 season. The expanded area called the Atrium has created a multi-tiered concourse that includes retail stores, food and beverage concessions, including (Brian) Burkie's Doghouse gourmet hot dog stand.

The Atrium is also home to a new high-definition broadcast studio for Leafs TV, Raptors NBA TV and GOLTV. The open concept setting of the broadcast studio allows fans to get up close and interactive with some of their favourite Leafs TV personalities.

Running in an east-west direction just south of Union Station, the Galleria is a climate-controlled public walkway located at the north end of Air Canada Centre. The Galleria houses the Ticket Office, the LG Experience Zone and a fun and interactive hockey and basketball fan zone providing entertainment for fans attending the game. In addition, an historical display of artifacts from the original Canada Post Building and construction site are prominent features. Air Canada Centre remains the only arena in North America to house three of its own exclusive award-winning restaurants – the Platinum Club, Air Canada Club and the Hot Stove Club. The restaurants, along with themed concession stands and kiosks offer a diversity of food and beverages that capture Toronto's multicultural flavour. Two in-house bars, the recently renovated Ice Box and Molson, which has its own micro-brewery, are favourite spots where fans can meet friends before the game or for a drink between periods.

ACCESSIBILITY

As the proud recipient of the Jeff Adams Award of Excellence for facility accessibility, Air Canada Centre has dedicated accessible seating areas for disabled guests and their companions located throughout the building, providing maximum flexibility and pricing selection. All ticket and vendor windows, as well as the public washrooms are wheelchair accessible with accommodating counter heights and lower urinals equipped with grab bars. TTY phones are available on both the 100 and 300 levels with all payphones equipped with volume control. Braille and tactile signage is also used throughout the arena.

FAN CONSIDERATION

Air Canada Centre is committed to ensuring that the arena remains at the top of its game and its guests have a great fan experience. The arena's intimacy is felt from the moment fans walk inside the building. The seating pitch is steeper than most, creating the very best sightlines for hockey. All Air Canada Centre seats are fully upholstered and 19-20" wide.

Since opening in 1999, millions of dollars have been invested in upgrading Air Canada Centre's features to keep the venue state-of-the-art and to keep fans excited and coming back.

The arena's top-notch acoustic technology has been further enhanced through a new state-of-the-art BOSE sound system. A new seating retract system installed last year has dramatically reduced the arena's conversion time enabling the facility to move from hockey to basketball (and visa versa) made in a matter of hours.

A new high-definition scoreboard and display system was installed in 2008 at a cost of \$8 million. The system allows fans to feel much closer to the action thereby enhancing their hockey and basketball experience. Manufactured by Mitsubishi, Air Canada Centre's videoboard is the first of its kind in North America, with video screens that are 10 feet high and 16 feet wide. The high-definition videoboard screens deliver a top quality picture to all four corners of the arena with 414,720 LEDs on a single screen and 800% more LED display space. When combined with Air Canada Centre's 360 degree surface mounted LED video message board, it brings the total number of LEDs inside the arena to 2,293,760.

Air Canada Centre's broadcast, satellite and video facilities provide the 790 LG televisions throughout the building with live game action and replays. Other fan-friendly features include a dedicated 50 milliwatt radio transmitter enabling fans to listen to play-by-play action and colour commentary while in the building and the high-grade acrylic rinkboard glass system providing fans with improved sight lines and greater safety.



MLSQ PUBLIC SQUARE

Opened last year, Maple Leafs Square is the area adjacent to Air Canada Centre's west side, a premier pre-and-post game sports and entertainment destination. Maple Leaf Square is linked to Air Canada Centre's Atrium by an enclosed glass bridge, and includes two restaurants, a boutique hotel, the Toronto Maple Leafs' official team store - Real Sports Apparel, extensive retail shopping and two condominium towers. Maple Leaf Square's public square has the energy and feel of Times Square and supports city building, creating a larger significant stage that will attract major sports and world events to Toronto.

COMMITMENT TO THE ENVIRONMENT

Reflecting a commitment to reduce its environmental footprint and sustainability, Air Canada Centre and Maple Leaf Sports & Entertainment have teamed up to Go Green through its long-term investment to investing more than \$5 million over a five-year period for greening initiatives and programs for Air Canada Centre. The venue's environmental initiatives include: reducing its energy consumption and its greenhouse gas emissions by 30 percent, re-engineering Air Canada Centre's mechanical and electrical operations and implementing a waste diversion program. To date, Air Canada Centre's greening efforts have resulted in a total waste diversion increase of 25 percent or nearly 237 tonnes of plastics, glass, paper and organics.

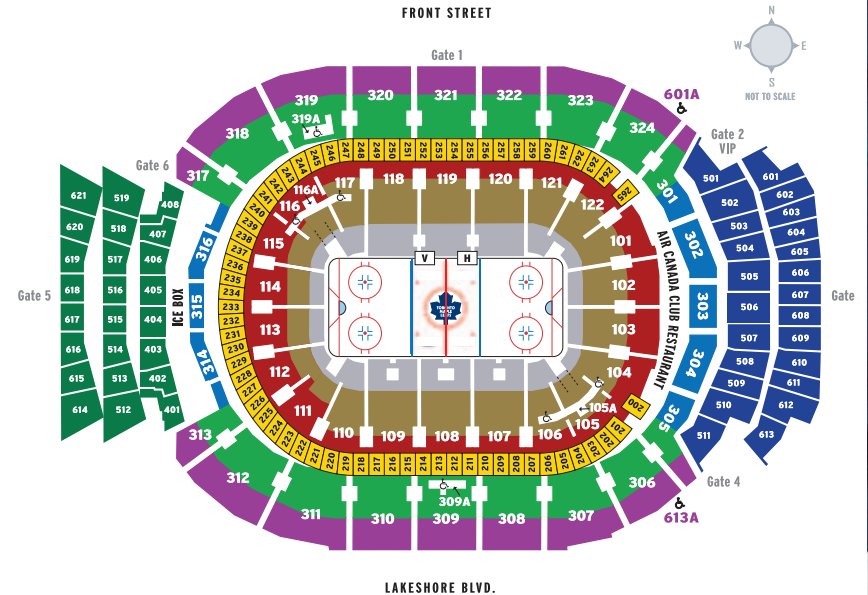
AIR CANADA CENTRE FACTS

Location:	40 Bay Street, at Lakeshore Blvd.
Owner:	Maple Leaf Sports & Entertainment
Original Cost:	\$265 million, all privately financed
Economic Impact:	\$2.4+ billion to the local economy over 10 years
Architect:	Brisbin Brook Beynon Architects
Contractor:	PCL Constructors Eastern Inc.
Seating Capacity:	Hockey - 18,819 Basketball - 19,800 Full house concert - 20,000+ Theatre - 5,800
Luxury Suites:	154, in total, including 40 Platinum lounges, unique to North America
Size:	665,000 square foot arena project
Tower:	140,000 square foot, 12-storey office tower
Parking:	Approximately 13,000 parking spaces within immediate walking distance
Public Transit:	Two minute walk from adjacent Union Station (TTC, GO transit)
Accessibility:	1% of fixed seating for disabled and their companions, available at most price levels
Washrooms:	56 public washrooms in the building
Scoreboard:	Mitsubishi videoboard
Video:	Over 790 LG televisions located throughout the building
Audio:	State-of-the-art BOSE sound system
Seats:	19"-22" wide, fully upholstered
Restaurants:	Molson Canadian Brewhouse, Ice Box, Air Canada Club, Platinum Club, Hot Stove Club.

AIR CANADA CENTRE KEY DATES

December 21, 1994:	Plans unveiled for arena at 40 Bay Street site
February 24, 1995:	Building named Air Canada Centre
March 12, 1997:	Official ground-breaking
April 28, 1997:	The first concrete is poured at site
January 2, 1998:	Installation of roof begins
February 12, 1998:	Maple Leaf Gardens, Ltd. purchases Toronto Raptors and Air Canada Centre
February 20, 1999:	First NHL game: Toronto 3, Montreal 2 (OT) - Todd Warriner scored first goal, Steve Thomas scored overtime winner
February 21, 1999:	First NBA game: Toronto 102, Vancouver 87
February 22, 1999:	First concert: The Tragically Hip

AIR CANADA CENTRE SEATING CHART



PLATINUM	BLUE	EXECUTIVE SUITES
GOLD	GREEN	LOGE SUITES
RED	PURPLE	THEATRE SUITES



MAPLE LEAF SQUARE

In April 2005, Maple Leaf Sports & Entertainment (MLSE) unveiled plans for Maple Leaf Square, a new sports and entertainment destination adjacent to Air Canada Centre's recently renovated west side. This fall Maple Leaf Square officially opened for business.

Jointly owned by MLSE, Cadillac Fairview and Lanterra Developments, The \$500 million development is set to be the city's premier pre- and post-game sports and entertainment destination and will serve as an anchor in the waterfront and railroad lands development and revitalization. The connection to the downtown core is enhanced by Maple Leaf Square's direct underground link to public transit and the city's PATH system.

Linked to Air Canada Centre by an enclosed glass bridge, Maple Leaf Square is home to Real Sports Bar & Grill, the Leafs official team store - Real Sports Apparel, the Hotel Le Germain, a 48,000 square foot Longo's grocery store and Toronto's newest fine dining destination - e11even. Modern, sophisticated and elegant, e11even embraces Toronto's energy in the heart of the sports and entertainment district. It is also home to Canada's only female Master Sommelier.

The large public area between Maple Leaf Square and Air Canada Centre (the 'square') creates a larger significant stage for fans to enjoy and will help attract major sports and entertainment events to Toronto. Since opening last year, the Square has hosted season kick-off tailgate parties, a Sports Day and Movies in the Square.

e11even
the perfect time



Located at Maple Leaf Square and adjacent to Air Canada Centre, Real Sports Bar & Grill is the most authentic sports experience you can get outside the rink, court and playing field. It's a place where sports heroes gather and fans can live the dream.

Offering an extensive menu ranging from premium items to traditional sports bar fare and 112 taps featuring over 29 brands of beer, the 25,000 square-foot sports bar is also home to 199 High Definition televisions and two-story 32-foot HD screen.



Maple Leaf Square, is home to Real Sports Apparel, the largest licensed apparel store in Toronto and the official, dedicated team shop of the Toronto Maple Leafs, Toronto Raptors and Toronto FC. The 9,000 square-foot store offers authentic and exclusive collections from all three teams, as well as a wide range of licensed merchandise from the NHL, NBA, MLS, MLB, NFL, UFC and more.

Real Sports Apparel also offers on-site jersey personalization with name and number application and a range of exclusive items from the Real Sports Collectibles line.



MASTERCARD CENTRE FOR HOCKEY EXCELLENCE



CENTRE
FOR HOCKEY EXCELLENCE



In September 2009, the MasterCard Centre for Hockey Excellence opened in partnership with the Toronto Maple Leafs, Toronto Marlies and Lakeshore Lions Club. It is the first community ice facility to be built in the Toronto-area in the last 25 years and serves as the Maple Leafs and Marlies practice facility and is home to the Toronto Maple Leafs Hockey School.

The state-of-the-art practice and community facility includes four ice pads – three NHL-size and one Olympic-size – a spectator area that can seat up to 1,000 fans, and close to 30,000 square feet of Leafs and Marlies dressing room and training space. The Leafs and Marlies have invested \$5.5 million on their dedicated space, which houses the finest technology, exercise facilities, a medical room to support diagnosis and treatment; and a physiotherapy room that supports rehabilitation and recovery.

The Leafs and Marlies Practice Facility will become synonymous with hockey development and aspires to be a successful NHL global model, an intelligence centre that sets the standard for training and high performance in hockey worldwide. The NHL's Research and Development Camp was held at the MasterCard Centre in August 2010 and 2011.

The MasterCard Centre for Hockey Excellence serves as a great community asset that makes hockey accessible to the public. The Leafs also use the arena to run hockey development clinics and programs including Toronto Maple Leafs Hockey School, taking their outreach efforts to new levels by bringing hockey to Ontario's youth.

Hockey Canada's Ontario Regional Office and the Hockey Hall of Fame's Resource Centre and Archives are also tenants in the facility.



LEAFS NATION PACK

SEATING IS VERY LIMITED!

PACKAGES STARTING WITH:

- 4 PLATINUM TICKETS TO A TORONTO MARLIES GAME
- 2 TICKETS TO A TORONTO MAPLE LEAFS GAME

GET ACCESS TO SELECT TORONTO MAPLE LEAFS AND MARLIES TICKETS

CALL 416.597.PUCK TO BOOK YOUR PACKAGE!

VISIT MARLIES.CA FOR MORE INFORMATION

EVERY GAME IS A TRYOUT

*SELECT LEAFS GAMES AVAILABLE. LEAFS TICKETS LOCATED IN THE UPPER BOWL BASED ON AVAILABILITY. PRICING DEPENDS ON TYPE OF LEAFS GAME SELECTED (REGULAR, PREMIUM OR WEEKEND). NO REFUND POLICY IN EFFECT. "TORONTO MARLIES", "MARLIES" AND ASSOCIATED WORD MARKS AND LOGOS ARE TRADEMARKS OF MAPLE LEAF SPORTS & ENTERTAINMENT LTD.



NATIONAL HOCKEY LEAGUE

New York, 1185 Avenue of the Americas, New York, NY 10036
212-789-2000, Fax: 212-789-2020, Fax: 212-789-2070

Montréal, 1800 McGill College Avenue, Suite 2600, Montréal, Québec, H3A 3J6
514-841-9220, Fax: 514-841-1070

Toronto, 50 Bay Street, 11th Floor, Toronto, Ontario, M5J 2X8
416-359-7900, 416-359-7900, Fax: 416-981-2769



Gary Bettman

Executive
Commissioner.....Gary B. Bettman
Deputy Commissioner.....William Daly
Chief Operating Officer.....John Collins
Senior Executive Vice President of Hockey Operations.....Colin Campbell

Communications

Senior Vice President, Public Relations & Media (Toronto).....Gary Meagher
Senior Vice President, Public Affairs & Executive Director, NHL Foundation.....Bernadette Mansur
Group Vice President, Media Relations.....Frank Brown
Vice President, Player Development & Event Communications.....Jamey Horan
Statistician and Information Officer (Toronto).....Benny Ercolani
Senior Director, Media Relations.....John Dellapina
Senior Director, Social Media Marketing & Strategy and Business Communications.....Michael DiLorenzo
Senior Director, News Services.....Greg Inglis
Director, Entertainment Publicity.....Nirva Milord
Director, Public Relations (Toronto).....Julie Young
Senior Manager, Player Development & Event Communications.....Schuyler Baehman
Senior Manager, Public Relations (Toronto).....David Keon
Senior Manager, Corporate Communications.....Kerry McGovern
Senior Manager, Public Relations (Toronto).....Jennifer Raimondi
Manager, Social Media & Business Development.....Molly Gort
Coordinator, Player Development & Event Communications.....Nicole Buckley
Coordinator, Public Affairs.....Paul LaCaruba
Coordinator, Business Communications.....Erica Yakobzon
Assistant, Public Affairs.....Chelsea Isaacson
Assistant, Player Development & Event Communications.....Kirstin Mende

2011-12 NHL DIVISIONAL ALIGNMENT

EASTERN CONFERENCE

ATLANTIC	NORTHEAST	SOUTHEAST
New Jersey	Boston	Carolina
New York Islanders	Buffalo	Florida
New York Rangers	Montreal	Tampa Bay
Philadelphia	Ottawa	Washington
Pittsburgh	Toronto	Winnipeg

WESTERN CONFERENCE

CENTRAL	NORTHWEST	PACIFIC
Chicago	Calgary	Anaheim
Columbus	Colorado	Dallas
Detroit	Edmonton	Los Angeles
Nashville	Minnesota	Phoenix
St. Louis	Vancouver	San Jose

REGULAR-SEASON SCHEDULE FORMAT

– Each club will play 82 regular season games: six against its four Division rivals (24 total), four against each of the 10 non-division clubs within its conference (40 total) and 18 non-conference games – home-and-home series against three non-Conference clubs and one game against each of the 12 other non-Conference clubs.

PLAYOFF FORMAT

– First-round playoff berths will be awarded to the first-place team in each division, as well as to the next five-best teams (based on regular-season point totals in each conference). The three division winners in each conference will be seeded first through third (in order of points) and the next five-best teams (in order of points) will be seeded fourth through eighth. In each conference, the team seeded #1 will play the team seeded #8, #2 vs. #7, #3 vs. #6 and #4 vs. #5 in the Conference Quarterfinal round. Home-ice in the Conference Quarterfinals is granted to those teams seeded first through fourth in each conference.

– In the Conference Semifinals and Conference Finals, teams will be reseeded according to the same criteria as the Conference Quarterfinals (division leaders will be seeded first and granted home-ice advantage while the remaining teams will be seeded in order of regular-season points).

– Home-ice advantage in the Stanley Cup series will be determined by points. All series remain best-of-seven.

ORDER OF SELECTION FOR 2012 ENTRY DRAFT

The NHL's annual Draft Drawing is a weighted lottery system to determine the order of selection for the first 14 picks of the 2012 Entry Draft.

The 14 teams that did not qualify for the Stanley Cup Playoffs, or clubs that acquired those clubs' 2012 first-round draft picks, participate in the Drawing.

The Club selected in the drawing may not move up more than four positions in the draft order, thus only the five Clubs with the fewest regular-season points have the opportunity to receive the first overall selection.

No Club can move down more than one position as a result of the Draft Drawing.

In the first round of the 2012 Entry Draft, the order of selection is as follows:

- a) The first 14 selections, as determined by the Draft Drawing (see above);
- b) Clubs eliminated in the first two rounds of the 2012 Stanley Cup Playoffs, regular-season division winners excluded, in inverse order of points;
- c) Regular-season division winning clubs eliminated in the first two rounds of the 2012 Stanley Cup Playoffs, in inverse order of points;
- d) Clubs eliminated in the 2012 Conference Finals, in inverse order of points;
- e) Stanley Cup finalist
- f) Stanley Cup champion

In the second and subsequent rounds the order of selection is as follows:

- a) Non-playoff clubs in inverse order of points;
- b) Clubs eliminated in the first two rounds of the 2012 Stanley Cup Playoffs, regular-season division winners excluded, in inverse order of points;
- c) Regular-season division winning clubs eliminated in the first two rounds of the 2012 Stanley Cup Playoffs, in inverse order of points;
- d) Clubs eliminated in the 2012 Conference Finals, in inverse order of points;
- e) Stanley Cup finalist
- f) Stanley Cup champion

Eligibility for Claim

- a) All Players age 18 or older are eligible for claim in the Entry Draft, except:
 - i. a Player on the Reserve List of a Club, other than as a try-out;
 - ii. a Player who has been claimed in two prior Entry Drafts;
 - iii. a Player who previously played in the League and became a Free Agent pursuant to this Agreement;
 - iv. a Player age 21 or older who: (A) has not been selected in a previous Entry Draft and (B) played hockey for at least one season in North America when he was age 18, 19, or 20 and shall be eligible to enter the League as an Unrestricted Free Agent pursuant to Article 10.1(d); and 18
 - v. a Player age 22 or older who has not been selected in a previous Entry Draft and shall be eligible to enter the League as an Unrestricted Free Agent pursuant to Article 10.1(d).

Unsigned Draft Choices

- a) A player aged 18 or 19 who was selected in the first three rounds of the Entry Draft and who was not signed by his NHL Club may not be retained by the Club and must be returned to his junior Club no later than the day prior to the opening of the NHL regular season.
- b) A player aged 18 or 19 who was selected in the fourth or subsequent rounds who has not been signed by his NHL Club may not be retained by his Club and must be returned to his junior Club no later than the fourth day prior to the opening of the NHL regular season.

Entry Level Players

1. Players 18 through 21 years of age when signing their first contract must remain in the entry-level system for a period of three years; players age 22 and 23 when signing their first contract are in the entry level system for two years; while those age 24 when signing their first contract are in the entry level system for one year. Age is defined as the player's age on September 15 of the calendar year in which he signs the contract, regardless of his actual age on the date he signs such contract.
2. In the event that a signed 18 or 19-year-old player does not play a minimum of 10 NHL games (regular season and/or playoffs) in his first season under contract, the term of his player contract and his number of years in the entry level system will be extended for a period of one year. The exception to this is a 19-year-old player who turns 20 years of age between September 16 and December 31 in his first contract year.
3. In the event that a player signs his first contract at age 18 and has had his Player Contract extended for one season already, and such player does not play at least 10 NHL games (regular season and/or playoffs) in the second season under that player's Player Contract, then the term of his Player Contract and his number of years in the Entry Level System shall be extended for one additional year.

23-Man Roster

There may be a maximum of 23 players on each Club's playing roster at any one time from the commencement of the NHL regular season through the trade deadline. Prior to the start of the season, each Club must submit to the NHL its "Opening Day Playing Roster" which shall be comprised of not more than 23 players. Each Club must have a roster of at least 20 players, composed of 18 skaters and two goaltenders. Players on Injured Reserve do not count in the 23-Man Roster limit.

Injured Reserve List

In the event that a player is injured and a Club wishes to place him on the Injured Reserve List, the Club must follow these procedures.

1. A Club may place a player on the injured reserve list if such player is injured, disabled or ill and unable to perform his duties as a hockey player after having passed the Club's initial physical examination in that season.
2. A player who has an injury that renders him physically unable to play for a minimum of seven days after that date of the injury can be placed on the Club's Injured Reserve List. Once a player is placed on the injured reserve, the Club may replace said player on its NHL roster with another player. All determinations that a player has suffered an injury warranting injured reserve status must be made by the Club's medical staff and in accordance with the Club's medical standards.
3. A player placed on Injured Reserve is ineligible to compete in NHL games for a period of not less than seven days from the date of injury.
4. Players on Injured Reserve may attend Club meetings and meals, travel with the Club and participate in practice sessions.
5. Players on Injured Reserve are prohibited from appearing in games, participating in pre-game warm-ups with their Clubs, or dressing in game uniforms on game days.

Regular Season Waivers

For purposes of Regular Waivers and Re-Entry Waivers, the five (5) year exemption for an 18 year old skater and the four (4) year exemption for a 19 year old skater shall both be reduced to three (3) years commencing the first season that the 18 or 19 year old skater plays in eleven (11) NHL Games or more. The next two (2) seasons, regardless of whether the skater plays any NHL Games in either season, shall count as the second and third years toward satisfying the exemption. For purposes of Regular Waivers and Re-Entry Waivers, the six (6) year exemption for an 18 year old goalie and the five (5) year exemption for a 19 year old goalie shall both be reduced to four (4) years commencing the first season that the 18 or 19 year old goalie plays in eleven (11) NHL Games or more. The next three (3) seasons, regardless of whether the goalie plays any NHL Games in any of those three (3) seasons, shall count as the next three (3) years toward satisfying the exemption.

The first season in which a Player who is age 20 or older plays in one (1) or more Professional Games shall constitute the first year for calculating the number of years he is exempt from Regular Waivers and Re-Entry Waivers.

A Player 25 years old or older who plays in one (1) or more Professional Games in any season shall be exempt from Regular Waivers and Re-Entry Waivers for the remainder of that season.

Tie-Breaking Procedures (NHL By-Law 27.3)

At the conclusion of the regular Schedule of Championship Games the standing of the teams in each Conference shall be determined in accordance with the following priorities in the order listed:

- a) First place in each of the three divisions seeded 1, 2 and 3.
- b) The higher number of points earned by the Club.
- c) The greater number of games won by the Club (*excluding games won in the Shootout*).
- d) The higher number of points earned in games against each other among two or more Clubs having equal standing under priorities (b) and (c).
- e) The greater differential between goals scored for and against by clubs having equal standing under priority (d).



(subject to change – as of September 8, 2011)

September

- 9 Opening Day of Rookie Camp
- 16 Opening Day of Training Camp for "50-Game Players". During the first five (5) days of Training Camp, no Player shall participate in more than three (3) hours of practice per day, including on and/or off-ice practice, and there shall be no more than one (1) practice session per day except, however, the first day of Training Camp may last up to five (5) hours for the purposes of photographs, medical examinations, and/or off-ice testing only. On Exhibition game days the three (3) hour rule shall not apply to Players playing in the Exhibition game.
- 19 Pre-season schedule begins
- 20 NHL Board of Governors Meeting
- 21-24 USHL Fall Classic (Sioux City, IA) "Playing Season Waiver Period" begins per CBA Article 13.2
- 26 Kraft Hockeyville – Winnipeg Jets vs. Ottawa Senators (Mile One Centre, St. John's, NL)

October

- 1 Hockey Fights Cancer Awareness Month
- 2 18 and 19 year old unsigned draft choices claimed in fourth or subsequent rounds of the NHL Entry Draft and unclaimed unsigned players must be returned to their Junior clubs.
- 4 Last day for a player to be placed on waivers in order to have him clear prior to the submission of Club's "Opening Day Playing Roster".
- 5 Submission of "Opening Day Playing Roster" to Central Registry (3:00 p.m. ET); 18 and 19 year old unsigned draft choices claimed in the first three (3) rounds of the NHL Entry Draft must be returned to their Junior clubs.
- 6 Opening Night – 94th NHL Regular Season begins
- 6 Bruins Raise Stanley Cup Banner – Philadelphia Flyers at Boston Bruins
- 6 NHL Face-Off (Winnipeg)
- 7 2011 Compuware NHL Premiere – Anaheim Ducks at Buffalo Sabres (Helsinki, FIN)
- 7 2011 Compuware NHL Premiere – New York Rangers at Los Angeles Kings (Stockholm, SWE)
- 8 2011 Compuware NHL Premiere – New York Rangers at Anaheim Ducks (Stockholm, SWE)
- 8 2011 Compuware NHL Premiere – Buffalo Sabres at Los Angeles Kings (Berlin, GER)
- 9 Winnipeg Jets host first 2011-12 regular season game at MTS Centre (vs. Montreal Canadiens)
- 26 A Celebration of Lester Patrick (St. Paul, MN)
Recipients: Mark Johnson, Bob Pulford, Tony Rossi, Jeff Sauer

November

- 7-17 2011 Subway Super Series (CHL)
- 8-13 U20 Four Nations Cup
- 12 Hockey Hall of Fame Game (Ottawa Senators at Toronto Maple Leafs)
- 13 Hockey Hall of Fame Legends Classic
- 14 Hockey Hall of Fame Induction Ceremony (Toronto, ON)
Inductees: Ed Belfour, Doug Gilmour, Mark Howe, Joe Nieuwendyk (Player Category)
- 25 First NBC Broadcast: Detroit Red Wings at Boston Bruins
- 26 NHL Founders Day (1917) – 11 games on schedule

December

- 1 Deadline for signing Group 2 Free Agents (5:00 p.m. ET)
- 5-6 NHL Board of Governors Meeting (CA)
- 12 U.S. Hockey Hall of Fame Induction Ceremony (Chicago, IL)
Inductees: Chris Chelios, Mike Emrick, Ed Snider, Gary Suter, Keith Tkachuk
- 19-27 Holiday Roster Freeze in effect. For all players on an NHL active roster, injured reserve, or players with non-roster and injured non-roster status as of midnight, local time, December 19, a roster freeze shall apply through midnight local time December 27, with respect to waivers, trades and loans, subject to the exceptions provided for in CBA Article 16.10.
- 24-25 No scheduled practices - dressing rooms closed
- 26 – Jan.5 IIHF World U20 Championship (Edmonton & Calgary, AB)

January

- 2 2012 Bridgestone NHL Winter Classic – New York Rangers at Philadelphia Flyers (Philadelphia)
- 15 Deadline for recalling a Player assigned to a team in Belarus, Denmark, Finland, Germany, Norway, Slovakia, Sweden and the United Kingdom under Section 4 of the Player Transfer Agreements.
- 26-30 NHL All-Star Break (no games played)
- 26-29 No scheduled practices - dressing rooms closed
- 28 NHL Honda SuperSkills (Scotiabank Place, Ottawa, ON)
- 29 59th NHL All-Star Game (Scotiabank Place, Ottawa, ON)

- 29 AHL All-Star Skills Competition (Atlantic City, NJ)
- 30 AHL All-Star Classic (Atlantic City, NJ)
- 31 NHL Regular Season Schedule Resumes
- 31- Feb 1 Home Hardware CHL/NHL Top Prospects Game (Kelowna, BC)

February

- 1 Hockey is for Everyone Month
- 11 CBC's Hockey Day in Canada (Host: PEI)
Edmonton Oilers at Ottawa Senators; Montreal Canadiens at Toronto Maple Leafs;
Vancouver Canucks at Calgary Flames
- 17-19 Hockey Weekend Across America (USA Hockey)
- 19 Hockey Day in America (NBC)
- 27 Trade deadline (3:00 p.m. ET); Clubs may increase their roster beyond the 23-man roster limit as of 12:01 a.m. for the remainder of the season. Each Club is allowed four (4) recalls after this date. Only those players recalled after this date may be returned to the minors.

March

- 12-14 NHL General Managers Meeting (Boca Raton, FL)
- 23-25 NCAA Regionals

April

- 5-7 NCAA Frozen Four (St. Pete Times Forum, Tampa, FL)
- 7 Busiest Day in NHL season – 15 games
- 7 Last day of 2011-12 regular season
- 11 Stanley Cup Playoffs begin
- 12-22 IIHF U18 World Championship (Czech Republic)

May

- 4-20 IIHF World Championship (Helsinki, FIN, Stockholm, SWE)
- 5-13 2012 RBC Cup (Elgar Petersen Arena, Humboldt, SK)
- 18-27 2011 CHL Memorial Cup (Centre Bionest, Shawinigan, QC)
- 28-June 2 2012 NHL Combine

June

- 1 Deadline for making Bona Fide Offers to prior year's NHL Entry Draft picks (5:00 p.m. ET); Deadline for signing Unsigned Draft Choices (5:00 p.m. ET).
- 15 Last possible day for 2012 Stanley Cup Final
- TBA Deadline for first club-elected salary arbitration (later of June 15 or 48 hours after the conclusion of the Stanley Cup Final, 5:00 p.m. ET)
- 20 2012 NHL Awards
- 22-23 NHL Entry Draft
- TBA First Buy-Out Period begins; Deadline for first Club-Elected Salary Arbitration notification (later of June 15 or 48 hours after the conclusion of the Stanley Cup Final, 5:00 p.m. ET);

July

- 1 Restricted Free Agent/Unrestricted Free Agent Signing Period Begins; Unsigned Draft Choice Signing Period Begins.
- 5 Deadline for Player-Elected Salary Arbitration Notification (5:00 p.m. ET); Commencement of time period for Second Club-Elected Salary Arbitration Notification (5:01 p.m. ET)
- 6 Deadline for Second Club-Elected Salary Arbitration Notification (5:00 p.m. ET)
- 20 – Aug.4 Salary arbitration hearings held

August

- 6 Last Day for Issuance of Salary Arbitration Awards.
- 25 An age 18 or 19 player who was eligible for all rounds of the current year's (2012) NHL Entry Draft but was not claimed may be signed to a SPC or invited to training camp on an NHL "Try-Out" form (5:00 p.m. ET).

Assist: An assist is awarded to the player or players (maximum of two) who touched the puck prior to the goal, provided no defender plays or possesses the puck in between.

Game Played: A player receives credit for playing in a game if: i) he steps on the ice during time played or; ii) serves any penalty.

Game-Winning Goal: After the final score has been determined, the goal which leaves the winning Club one goal ahead of its opponent is the game-winning goal (example: if Team A beats Team B 8-3, the player scoring the fourth goal for Team A receives credit for the game-winning goal).

Goal: A goal is awarded to the last player on the scoring Club to touch the puck prior to the puck entering the net.

Goals-Against Average: Multiply goals allowed (GA) by 60 and divide by minutes played (MINS).

Goaltender: A goaltender receives a "W" for a win in regulation, overtime or shootout; an "L" for a loss in regulation; or an "OT" for a loss in overtime or shootout.

Penalty-Killing Pct.: Subtract total number of power-play goals allowed from total number of shorthanded situations to get total number of power-plays killed. Divide the total number of power-plays killed by the total number of shorthanded situations.

Plus-Minus: A player receives a "plus" if he is on the ice when his Club scores an even-strength or shorthand goal. He receives a "minus" if he is on the ice for an even-strength or shorthand goal scored by the opposing Club. The difference in these numbers is considered the player's plus-minus statistic.

Power-Play Goal: A goal scored by a Club while it has a manpower advantage due to an opponent's penalty. Following are some examples of what is and is not considered a power-play goal:

- if a Club has an advantage on a minor penalty starting at 2:02 of the period and it scores at 4:02, the goal is not a power-play goal.
- if a Club scores on a delayed penalty, the goal is not a power-play goal.
- if a Club has an advantage due to a five-minute major or match penalty, that Club is always credited with having one more advantage than the number of power-play goals it scores during that advantage, because the penalty does not expire. A new advantage begins after each power-play goal. For example, if Team A scores three goals during a major penalty, it is credited with four advantages.
- if a Club is on a power-play for any length of time, it is considered to have had an advantage.
- if a minor penalty is incurred by a Club on a power-play due to a major penalty, a new advantage is given to that Club when its minor penalty expires, provided the opponent's major penalty is still in effect.

Power-Play Percentage: Total number of power-play goals divided by total number of power-play opportunities.

Save Percentage: Subtract goals allowed (GA) from shots against (SA) to determine saves. Then divide saves by shots-against.

Shooting Percentage: Divide the number of goals scored by the number of shots taken.

Shorthand Goal: A goal scored by a Club while it is at a manpower disadvantage. The same cases apply for shorthand as for power-play goals, but in the opposite manner.

Shot on Goal: If a player shoots the puck with the intention of scoring and if that shot would have gone in the net had the goaltender not stopped it, the shot is recorded as a "shot on goal".

Shutout: If two goaltenders combine for a shutout, neither receives credit for the shutout. Instead it is recorded as a Club shutout.

Tenths of a Second: If a penalty or goal occurs in the last minute, the time is rounded off to the previous second (ex: if a penalty is called with 12.4 seconds left in a period, the time is indicated as 19:47 and not 19:48.)

Coaches Record: A coach receives a "W" for a win in regulation, overtime or shootout; an "L" for a loss in regulation; or an "OT" for a loss in overtime or shootout.

****Note:** No individual skater/goaltender statistics apply for the shootout.

Abduction: Movement of a joint away from the center of the body.

AC joint (Acromioclavicular joint): Joint of the shoulder where acromion process of the shoulder blade and the distal end of the collarbone meet; most shoulder separations occur at this point.

Adduction: Movement of a joint toward the center of the body.

Adhesion: Abnormal adherence of collagen fibers to surrounding structures during immobilization following trauma or as a complication of surgery which restricts normal elasticity of the structures involved; or scar tissue which forms after trauma or surgery which can restrict normal motion.

Aerobic: Exercise in which energy needed is supplied by oxygen inspired and is required for sustained periods of vigorous exercise with a continually high pulse rate.

Anabolic Steroids: Steroids that promote tissue growth by creating protein in an attempt to enhance muscle growth. The main anabolic steroid is testosterone (male sex hormone).

Anaerobic: Exercise without the use of oxygen as an energy source; short bursts of vigorous exercise.

Anterior Cruciate Ligament (ACL): A primary stabilizing ligament within the center of the knee joint that prevents hyperextension and excessive rotation of the joint. A complete tear of the ACL necessitating reconstruction could require up to 12 months of rehabilitation.

Anti Inflammatory: Any agent which prevents inflammation, such as aspirin or ibuprofen.

Arteriogram: A film demonstrating arteries after injection of a dye.

Arthrogram: X ray technique for joints using air and/or dye injected into the affected area; useful in diagnosing meniscus tears of the knee and rotator cuff tears of the shoulder.

Arthroscope: An instrument used to visualize the interior of a joint cavity.

Arthroscopy: A surgical examination of the internal structures of a joint by means of observation through an arthroscope. An arthroscopic procedure can be used to remove or repair damaged tissue or as a diagnostic procedure in order to inspect the extent of any damage or confirm a diagnosis.

Atrophy: To shrivel or shrink from disuse; as in muscular atrophy.

Baker's Cyst: Localized swelling of a bursa sac in the back of the knee as a result of fluid that has escaped from the knee capsule. A Baker's cyst indicates that there is a trauma inside the knee joint that leads to excessive fluid production.

Bone Scan: An imaging procedure in which a radioactive labeled substance is injected into the body to determine the status of a bone injury. If the radioactive substance is taken up by the bone at the injury site, the injury will show as a 'hot spot' on the scan image. The bone scan is particularly useful in the diagnosis of stress fractures.

Bursa: A fluid filled sac located in areas where friction is likely to occur. The bursa sac minimizes the friction, for example, between a tendon and bone.

Cartilage: Smooth, slippery substance preventing two ends of bones from rubbing together and grating. Most joints use this to cover bones next to each other. A meniscus is made of cartilage.

CAT Scan (Computerized Tomography): Use of a computer to produce a cross-sectional view of the anatomical part being investigated from x ray data.

Chondromalacia: Roughening of the articular cartilage. Best known for the roughening of the underside of the kneecap, which can occur in any kneecap injury.

Clavicle: Collarbone; the bone connecting the breastbone with the shoulder blade.

Closed Reduction: Re-alignment of a fracture or dislocation without surgery.

Coccyx: The 'tailbone,' a group of four vertebrae that are fused together to form a small triangular bone, located at the terminal end of the spine.

Concussion: Jarring injury of the brain resulting in dysfunction. It can be graded as mild, moderate or severe, depending on loss of consciousness, amnesia and loss of equilibrium.

Contusion: An injury to a muscle and tissues caused by a blow from a blunt object.

Corticosteroids: Used to suppress joint inflammation and inflammation in a bursa or near tendons.

Cryotherapy: A treatment with the use of cold.

Cyst: Abnormal sac containing liquid or semi solid matter.

Degenerative Joint Disease: Changes in the joint surfaces as a result of repetitive trauma and 'wear and tear'.

Deltoid Ligament: Ligament that connects the tibia to bones of the medial aspect of the foot and is primarily responsible for stability of the ankle on the medial side. Is sprained less frequently than other ankle ligaments.

Deltoid Muscle: Muscles at the top of the arm, just below the shoulder, responsible for shoulder motions in the front, side and back.

Disc, Intervertebral: A flat, rounded plate between each vertebrae of the spine. The disc consists of a thick fiber ring which surrounds a soft gel like interior. It functions as a cushion and shock absorber for the spinal column.

Dislocation: Complete displacement of joint surfaces.

Electromyogram (EMG): Test to determine nerve function.

Epicondylitis: Inflammation of tendons at the elbow due to overuse. Common in tennis players (outer part of elbow) and golfers (inner part of elbow).

Etiology: Study of the cause of injury and disease.

Extension: Action of straightening of a joint as achieved by an extensor muscle.

Fascia: A connective tissue sheath consisting of fibrous tissue and fat which unites the skin to the underlying tissue.

Fat Percentage: The amount of body weight that is adipose, fat tissue. Fat percentage can be calculated by underwater weighing, measuring select skinfold thickness or by analyzing electrical impedance.

Femur: Thighbone; longest bone in the body.

Fibula: Smaller of the two bones in the lower leg; runs from the knee to the ankle along the outside of the lower leg.

Flexibility: The ability of muscle to relax and yield to stretch forces.

Fracture: Breach in continuity of a bone. Types of fractures include simple, compound, comminuted, greenstick, incomplete, impacted, longitudinal, oblique, open, stress or transverse.

Glenohumeral: The shoulder girdle; consists of the glenoid capsule, head of the humerus and labrum.

Glenoid: Cavity of the scapula into which the head of the humerus fits to form the shoulder girdle.

Glenoid Labrum: A rim of fibrocartilaginous tissue attached around the margin of the glenoid fossa.

Grade One Injury: A mild injury in which ligament, tendon or other musculoskeletal tissue may have been stretched, but not torn or otherwise disrupted.

Grade Two Injury: A moderate injury in which musculoskeletal tissue has been partially, but not totally torn, causing appreciable limitation in function of the injured tissue.

Grade Three Injury: A severe injury in which tissue loss has been significant, and in many cases, totally torn or otherwise disrupted, causing a virtual loss of function.

Groin: Junction of the thigh and abdomen, location of muscles that rotate, flex and adduct the hip.

Hammer Toe: Condition when the first digit of a toe is at a different angle than the remaining digits of the same toe.

Hamstring: Category of muscle that runs from the buttocks to the knee along the back of the thigh. It functions to flex the knee and is often times injured as a result of improper conditioning or lack of muscle flexibility.

Hemarthrosis: Accumulation of blood within a joint as a result of an acute injury.

Hematoma: Mass produced by an accumulation of coagulated blood in a cavity or in soft tissues.

High Ankle Sprain: Disruption of thick connective tissue between the tibia and fibula above the ankle joint.

Hip Pointer: Contusion to the iliac crest.

Hydrotherapy: Treatment using water.

Hyperextension: Extreme extension of a limb or body part.

Ice and Stimulation: Use of ice to reduce inflammation and muscle stimulation by surface electrodes to maintain muscle strength used in rehabilitation of injury.

Iliotibial Band: A thick, wide fascial layer that runs from the iliac crest to the knee joint on the outside of the thigh.

Inflammation: The body's natural response to injury in which the injury site might display various degrees of pain, swelling, heat, redness and/or loss of function.

Isometric Contraction: Muscular contraction in which tension is developed but no mechanical work is done.

Labrum (Labrum Glenoidale): The cartilage of the glenoid cavity in the shoulder. A lip edged or lip like structure.

Lateral Collateral Ligament (LCL): Ligament of the knee along the outer aspect that connects the femur to the fibula. It provides lateral stability to the joint.

Ligament: Band of fibrous tissue that connects bone to bone or bone to cartilage and supports and strengthens joints.

Magnetic Resonance Imaging (MRI): Imaging procedure in which a radio frequency pulse causes certain electrical elements of the injured tissue to react to this pulse and through this process a computer display and permanent film establish a visual image. MRI does not require radiation and is very useful in the diagnosis of soft tissue, disc and meniscus injuries.

Mandible: Jaw bone

Medial Collateral Ligament (MCL): Ligament of knee along the inner aspect that connects the femur to the tibia.

Meniscus: Crescent-shaped cartilage, usually pertaining to the knee joint; also known as cartilage. There are two menisci in the knee - medial and lateral. These work to absorb weight within the knee and provide stability.

Metacarpals: Five long bones of the hand, joining the fingers to the wrist.

Metatarsals: Five long bones of the foot, running from the ankle to the toes.

Myositis: Inflammation of a muscle.

Open Reduction: Re-alignment of a fracture or dislocation with surgery.

Orthotic: Any device applied to or around the body of physical impairment or disability. Commonly used to control foot mechanics.

Osteochondritis Dessicans: A piece of bone and/or cartilage loosened from its attachment after trauma and a cause of a lesion.

Osteomyelitis: An inflammatory disease of bone caused usually by infection with streptococcus or staphylococcus bacteria.

Patella: The kneecap. The patella functions to protect the distal end of the femur as well as increase the mechanical advantage and force generating capacities of the quadriceps muscle group.

Plantar Fasciitis: Inflammation of the plantar (a thick tissue on the bottom of the foot which helps create the arch) fascia; associated with overuse or acute foot injury.

Posterior Cruciate Ligament (PCL): A primary stabilizing ligament of the knee that provides significant stability and prevents displacement of the tibia backward within the knee joint. A complete tear of this ligament necessitating reconstruction could require up to 12 months of rehabilitation.

Quadricep Muscles: A group of four muscles of the front thigh that run from the hip and form a common tendon at the patella; they are responsible for knee extension.

Radius: Bone in the forearm from elbow to the thumb side of the wrist.

Reconstruction: Surgical rebuilding of a joint using natural, artificial or transplanted materials.

Rotator Cuff: Comprised of four muscles in the shoulder area that can be irritated by overuse. The muscles are the supraspinatus (most commonly injured), infraspinatus, teres minor and subscapularis.

Sacroiliac: Junction of the sacrum, the lower back bone, with the pelvis.

Sacrum: Group of five fused vertebrae located just below the lumbar vertebrae of the lower back, which form part of the pelvis.

Scapula: Shoulder blade.

Sciatica: Irritation of the sciatic nerve resulting in pain or tingling running down the inside of the leg.

Sciatic Nerve: Major nerve that carries impulses for muscular action and sensations between the low back and thigh and lower leg; it is the longest nerve in the body.

Shin Splint: A catch all syndrome describing pain in the shin that is not a fracture or tumor and cannot be defined otherwise.

Spleen: Large, solid organ responsible for the normal production and destruction of blood cells located under the left rib cage.

Spondylosis: Abnormal vertebral fixation or immobility, or a general term for arthritis of the spine.

Sprain: Injury resulting from the stretching or twisting of the joint and causes various degrees of stretching or tearing of a ligament or other soft tissue at the joint.

Strain: Injury resulting from a pulling or torsion to the muscle or tendon that causes various degrees of stretching or tearing to the muscle or tendon tissue.

Stress Fracture: A hair line type of break in a bone. Caused by overuse.

Subluxation: Partial dislocation of a joint. The term usually implies that the joint can return to a normal position without formal reduction.

Synovial Fluid: Lubricating fluid for joints and tendons, produced in synovium, or the inner lining of a joint.

Synovitis: Inflammation of the synovial lining of a joint.

Talus: The ankle bone that articulates with the tibia and fibula to form the ankle joint.

Tarsals: Group of seven bones of the foot consisting of the calcaneus, talus, cuboid and three cuneiform bones.

Tendinitis: Inflammation of the tendon and/or tendon sheath, caused by chronic overuse or sudden injury.

Tendon: Tissue that connects muscle to bone.

Tenosynovitis: Swelling or inflammation of a tendon sheath caused by calcium deposits, repeated strain or trauma.

Tibia: Shin bone; larger of the two bones of the lower leg and is the weight bearing bone of the shin.

Transcutaneous Electrical Nerve Stimulator (TENS): An electrical modality that sends a mild current through pads at the injury site which stimulates the brain to release the natural analgesic endorphin.

Transverse Process: Small lateral projection off the right and left side of each vertebrae that functions as an attachment site for muscles and ligaments of the spine.

Triceps: Muscle of the back of the upper arm, primarily responsible for extending the elbow.

Ulna: Inner bone of the forearm that runs from the tip of the elbow to the little finger side of the wrist.

Ulnar Nerve: Nerve in the elbow commonly irritated from excessive throwing.

Ultrasound: An electrical modality that transmits a sound wave through an applicator into the skin to the soft tissue in order to heat the local area for relaxing the injured tissue and/or disperse edema...Also a type of imaging study for certain body areas.

"Wind Knocked Out": Syndrome describing a contraction of the abdominal nerve trunk, the solar plexus, as a result of an abdominal contusion.



OFFICIAL STATION. LEAFS NATION.

ANNIVERSARY

The source for every imaginable bit of Maple Leafs news, Leafs TV has emerged as the go-to destination for the legions of fans captivated by the Blue and White. Leafs TV provides state of the art pre-and-post-game shows for every Leafs game. The network will also broadcast 12 regular season games and five exhibition contests. The Toronto Marlies, the Leafs' American Hockey League affiliate are also the subject of extensive coverage. Leafs TV devotes considerable air time to historical Leaf games and features on former Leafs.



With blanket coverage of the Leafs, MAPLELEAFS.COM sets the standard for fan friendly sports sites. News, features, game stories, analysis and video highlights plus links to social media sites Twitter and Facebook allow Leafs Nation to get the latest team news. They are also able to watch games LIVE online with Leafs TV Interactive making MAPLELEAFS.COM the online destination for Leafs fans the world over.



BRING YOUR GROUP TO A MARLIES GAME THIS SEASON AT RICOH COLISEUM

TORONTO MARLIES PRO HOCKEY

GROUP BENEFITS INCLUDE:

- FAN TUNNEL

HIGH-FIVE THE MARLIES AS THEY COME OUT ON THE ICE
- PRE OR POST-GAME ICE-TIME

PLAY HOCKEY ON THE ICE AT RICOH COLISEUM
- INTERMISSION ACTIVITIES

YOUR TEAM CAN PARTICIPATE IN OUR INTERMISSION GAMES TO WIN PRIZES
- FUTURE STARTERS

STAND ON THE ICE NEXT TO THE MARLIES DURING THE NATIONAL ANTHEM WITH YOUR TEAM

UP TO 40% OFF*

ON GAME DAY PRICING

416.597.PUCK

MARLIES.CA

EVERY GAME IS A TRYOUT

*BASED ON GROUPS OF 100 OR MORE. "TORONTO MARLIES", "MARLIES" AND ASSOCIATED WORD MARKS AND LOGOS ARE TRADEMARKS OF MAPLE LEAF SPORTS & ENTERTAINMENT LTD.

ON-AIR BROADCAST TEAM BIOS



**JOE
BOWEN**

Joe Bowen enters his 30th year as the voice of the Toronto Maple Leafs. The Sudbury, Ontario native has called over 2,500 Maple Leafs' games since the start of the 1982-83 season. Heard exclusively as the radio play-by-play announcer for his first six seasons, he began calling mid-week action on television for the hockey club at the beginning of the 1988-89 season. In 2011-12, Bowen will once again call all Rogers Sportsnet and Leafs TV games, as well as AM 640 Toronto radio broadcasts during TSN and CBC televised broadcasts. The graduate of Windsor University began his radio career by doing play-by-play for the Sudbury Wolves of the Ontario Hockey League for eight years, and had a three-year stint with the former Montreal Canadiens' American Hockey League affiliate, the Nova Scotia Voyageurs.

Dan Dunleavy enters his first season as a radio play-by-play announcer for the Toronto Maple Leafs. This season, Dunleavy will share the Maple Leafs play-by-play duties with Joe Bowen on Talk Radio AM 640, and will host all home pregame shows and Leafs Breakfast. He will also have reporting duties on Leafs TV and blog for mapleleafs.com. Dunleavy spent the last 19 years with Sportsnet Radio/FAN 590. From 2002 to 2011, he served as the play-by-play voice for the IIHF World Junior Hockey Championships and the OHL's Toronto/Mississauga St. Michael's Majors, calling the Memorial Cup in 2010-11. In addition, Dunleavy was the play-by-play announcer for the FAN 590 at the 2008 IIHF World Championships in Halifax and Quebec City and the 2010 Winter Olympics in Vancouver. He also called select Canadian Hockey League and American Hockey League games on Rogers Sportsnet. From 1999 to 2005, Dunleavy was the radio play-by-play voice of the Toronto Rock of the National Lacrosse League, and called a NLL game for FOX TV Sports in New York in 2004. Born in Toronto, raised in Georgetown, Ontario, Dunleavy graduated with honors from RTV Niagara College in 1993.



**DAN
DUNLEAVY**



**ANDY
FROST**

Andy Frost is in his 12th season as Public Address Announcer for the Maple Leafs at Air Canada Centre, and 17th campaign as part of the team's broadcast crew. The native of Winnipeg, Manitoba has hosted the pre and post-game show on Leafs radio broadcasts on AM 640 Toronto since the 1994-95 season. Frost performed the same radio duties with the Winnipeg Jets during the 1980s. He has also been with Toronto radio station Q107 FM since 1985 and is the host of Psychedelic Psenday.

Paul Hendrick returns for his 15th season as the Maple Leafs' sideline reporter and in-game host on Rogers Sportsnet and Leafs TV televised broadcasts. He is also co-host of Leafs Today, and Gate 5 Live pre and post-game shows on Leafs TV. Prior to joining Leafs TV, the native of Noranda, Quebec spent time with CHCH TV in Hamilton and CKCV TV and radio in Sault Ste. Marie, Ontario. Hendrick, a graduate from the University of Toronto in Political Science, was also the play-by-play voice of Ontario University football and basketball for 15 years on CHCH TV.



**PAUL
HENDRICK**

ON-AIR BROADCAST TEAM BIOS



**BOB
MCGILL**

Bob McGill enters his seventh season as an analyst and reporter on Leafs TV. The former NHL defenceman offers analysis on Leafs pre and post-game shows and Leafs Today, and is the Toronto Marlies' radio and television colour analyst. McGill played 317 games with the Maple Leafs over seven seasons (1981-82 to 1986-87, 1992-93), registering 29 points (4 goals, 25 assists) and 988 penalty minutes. He holds the franchise record for most penalty minutes in a season by a rookie with 263. McGill also played for the Chicago Blackhawks, San Jose Sharks, Detroit Red Wings, New York Islanders and Hartford Whalers during his 13-year NHL career. The native of Leduc, Alberta served as an assistant coach with the Hershey Bears of the American Hockey League, and a head coach with the Baton Rouge Kingfish of the ECHL and Oshawa Generals of the Ontario Hockey League.

Greg Millen returns for his eighth season as a colour analyst for the Maple Leafs on Rogers Sportsnet and Leafs TV televised broadcasts. The former NHL goaltender has also worked as a colour analyst on CBC's Hockey Night in Canada for the last 16 years and has 19 years of broadcasting experience. A native of Toronto, Ontario, Millen was a hockey analyst for the Ottawa Senators for 12 seasons, a lead studio analyst for Rogers Sportsnet, and worked as an on-ice reporter for ESPN international. He has also had the opportunity to cover three Winter Olympics, two World Cups and three Outdoor Classics, as well as several NHL All-Star Games and Stanley Cup Finals. Millen, a co-founder of the Peterborough Professional Hockey Alumni Association, played 604 games in his 14-year NHL career with the Pittsburgh Penguins, Hartford Whalers, St. Louis Blues, Quebec Nordiques, Chicago Blackhawks and Detroit Red Wings. He registered a 3.87 goals against average with 17 shutouts and a 215-284-89 record.



**GREG
MILLEN**



**ANDI
PETRILLO**

Andi Petrillo is in her sixth season with Leafs TV as the host of Gate 5 Live pre and post-game shows and Leafs Today. Andi is also the sideline reporter for Toronto FC on both Gol TV Canada and Rogers Sportsnet, and a co-host on NBA TV Canada. Born in North York, Ontario, Andi graduated from York University with a double-major in Mass Communications and English, and was part of the joint program with Seneca College where she obtained her diploma in Broadcast Journalism. Andi began her career as the sports host and producer with Rogers Television in York Region and was the main host of the OHA Jr. 'A' weekly game broadcasts for the Newmarket Hurricanes for two years. She also served as a sideline reporter on ESPN for the 2008 National Lacrosse League championship game.

Jim Ralph enters his 13th season providing colour commentary and pre-game show analysis for all Maple Leafs' radio broadcasts on AM 640 Toronto. Ralph has also spent time on the Global Television Network as a reporter on Sportsline and co-host of Molson Leaf Hockey. He began his broadcasting career with TSN as a co-host of Rinkside, a weekly half-hour hockey show. The native of Sault Ste. Marie, Ontario played seven seasons of professional hockey as a goaltender with the Colorado Flames (CHL), Springfield Indians (AHL), Baltimore Skipjacks (AHL), Milwaukee Admirals (IHL), Nova Scotia Oilers (AHL) and Newmarket Saints (AHL). He also suited up for four seasons with the Ottawa 67's (OHA/OHL), and was named a first team all-star in 1981 and second team all-star in 1982. Ralph was drafted by the Chicago Blackhawks in the eighth round, 162nd overall, in the 1980 NHL Entry Draft.



**JIM
RALPH**



MAPLE LEAF SPORTS + ENTERTAINMENT

TEAM UP FOUNDATION

CHANGING LIVES THROUGH THE SPIRIT AND THE POWER OF SPORTS

The MLSE Team Up Foundation strives to improve the lives of youth by building facilities, giving to sustainable programs and empowering youth through sports and recreation.



BEFORE



RINK REFURBISHMENT

AFTER

mlseteamupfoundation.org



2010-11 AHL STANDINGS

EASTERN CONFERENCE

ATLANTIC	GP	W	L	OT	SO	PTS	GF	GA	PIM
Portland	80	47	24	7	2	103	280	238	1294
Manchester	80	44	26	4	6	98	255	209	1423
Connecticut	80	40	32	2	6	88	221	223	1749
Worcester	80	36	31	4	9	85	210	245	1226
Providence	80	38	36	3	3	82	209	252	1437
Springfield	80	35	40	2	3	75	233	253	1307
Bridgeport	80	30	39	4	7	71	218	266	1407

EAST	GP	W	L	OT	SO	PTS	GF	GA	PIM
W-B/Scranton	80	58	21	0	1	117	261	183	1433
Hershey	80	46	26	3	5	100	255	214	1581
Charlotte	80	44	27	2	7	97	265	243	1318
Norfolk	80	39	26	9	6	93	265	230	1600
Binghamton	80	42	30	3	5	92	255	221	1225
Syracuse	80	35	38	3	4	77	217	249	1482
Adirondack	80	32	42	1	5	72	197	248	1563
Albany	80	32	42	1	5	70	217	283	1927

WESTERN CONFERENCE

NORTH	GP	W	L	OT	SO	PTS	GF	GA	PIM
Hamilton	80	44	27	2	7	97	226	193	1200
Lake Erie	80	44	28	3	5	96	223	206	1202
Manitoba	80	43	30	1	6	93	220	210	1102
Abbotsford	80	38	32	4	6	86	186	212	1294
Toronto	80	37	32	1	10	85	228	219	1409
Grand Rapids	80	36	34	2	8	82	227	254	1468
Rochester	80	31	39	5	5	72	218	266	1360

WEST	GP	W	L	OT	SO	PTS	GF	GA	PIM
Milwaukee	80	44	22	6	8	102	226	194	1037
Houston	80	46	28	1	5	98	240	212	1288
Peoria	80	42	30	3	5	92	223	218	1607
Texas	80	41	29	4	6	92	213	210	1026
Oklahoma City	80	40	29	2	9	91	245	234	1351
Chicago	80	39	30	5	6	89	260	262	1402
San Antonio	80	40	33	4	3	87	228	245	1284
Rockford	80	38	33	4	5	85	216	245	1503



TORONTO MARLIES
PRO HOCKEY

TICKETS STARTING AT \$10* ADVANCE

416.597.PUCK
MARLIES.CA

EVERY GAME IS A TRYOUT

#30 SCRIVENS

*BASED ON ONE TORONTO STAR ZONE TICKET PURCHASED ONLINE IN ADVANCE. PRICES INCREASE \$4 DAY OF GAME. "TORONTO MARLIES", "MARLIES" AND ASSOCIATED WORD MARKS AND LOGOS ARE TRADE-MARKS OF MAPLE LEAF SPORTS & ENTERTAINMENT LTD.



Kris Newbury, Colin Murphy, Jeremy Williams

MARLIES TOP 5 SCORERS:

PLAYER	GP	G	A	PTS
1. Johnny Pohl	60	36	39	75
2. Bates Battaglia	79	20	47	67
3. Kris Newbury	74	22	38	60
4. Brad Leeb	79	34	24	58
5. Aleksander Suglobov	66	33	25	58

GOALIE	GP	W	L	SOL	GAA	SV%
Jean-Sebastian Aubin	46	19	18	2	3.04	0.899
Jean-Francois Racine	36	19	13	2	3.15	0.903

RECORD: 41-29-6-4 Finished fourth in North Division

POWER PLAY: 101-546 (18.5%) 11th in AHL

PENALTY KILL: 441-546 (80.8%) 21st in AHL



Johnny Pohl

In 2005-06, 27 teams played 80 games each in the schedule. The Grand Rapids Griffins finished the regular season with the top overall record, accumulating 115 points. That same year, Kirby Law of the Houston Aeros led the regular season in scoring with 110 points (43 goals, 67 assists). The Hershey Bears came away winning the 2006 Calder Cup Championship, knocking off the Milwaukee Admirals in six games. To celebrate the AHL's 70th anniversary, the league announced the first inductees into the new AHL Hall of Fame. The first inductees included, Johnnie Bower, Eddie Shore and Jack Butterfield.

The 2005-06 American Hockey League campaign marked the Marlies return to the city of Toronto. As the top affiliate of the Toronto Maple Leafs, the Marlies finished fourth in the North Division with a regular-season record of 41-29-6-4 under the guidance of head coach Paul Maurice. The Marlies qualified for the Calder Cup Playoffs but were defeated four games to one by Grand Rapids in division semi-final play. Over the course of the team's inaugural season, 11 players saw time with both the Marlies and parent Maple Leafs, including six players who made their NHL debuts upon call-up. Colin Murphy scored the team's first goal in an 8-5 defeat at Rochester on October 7, 2005.

Johnny Pohl's 36 goals during the 2005-06 campaign still holds up to be a Marlies single season high. Marc Moro was named the club's first captain after moving from St. John's, Newfoundland.



Ilan White



Erik Westrum

MARLIES TOP 5 SCORERS:

PLAYER	GP	G	A	PTS
1. Erik Westrum	70	23	35	58
2. Colin Murphy	73	20	36	56
3. Brett Engelhardt	79	25	23	48
4. John Mitchell	73	16	20	36
5. Kris Newbury	37	12	24	36

GOALIE	GP	W	L	SOL	GAA	SV%
Justin Pogge	48	19	25	2	3.03	0.896
Jean-Francois Racine	30	11	14	3	3.33	0.889

RECORD: 34-39-2-5 Finished sixth in North Division

POWER PLAY: 75-469 (16.0%) 19th in AHL

PENALTY KILL: 399-491 (81.3%) 21st in AHL

A former member of the Ontario Hockey League's Marlboros, new head coach Greg Gilbert led the Marlies to a 34-39-2-5 record in 2006-07. For the first time in team history, two members of the club were selected to represent the Marlies at the American Hockey League's annual All-Star Classic. Erik Westrum recorded a goal and an assist in Team PlanetUSA's 7-6 win at Ricoh Coliseum on January 29 while Canadian forward Kris Newbury was recalled to the parent Maple Leafs earlier in the day. The Marlies welcomed in excess of 10,000 fans to Ricoh Coliseum over the course of the league's two-day All-Star weekend at the end of January. Rookie goaltender Justin Pogge matched the Marlies' team-high of 19 wins by a goaltender with a 5-1 win over Grand Rapids in the team's final game of the regular season on April 15, 2007. The club missed the postseason in their second season, finishing sixth in the division and 10 points out of a playoff spot.



Colin Murphy



Marc Moro

Eleven different players saw time in both Marlies and Maple Leafs uniforms over the course of the 2006-07 season, including forward Kris Newbury who made his NHL debut on December 23, 2006 versus Washington. Rookie defenceman Jaime Sifers became the first Marlies' player to appear in all 80 regular season games.

During the regular season, the Hershey Bears took home the top record in the American Hockey League with 114 points. Darren Haydar was the league's MVP, registering 122 points (41 goals, 81 assists) with the Chicago Wolves. The Hamilton Bulldogs won their first Calder Cup, defeating the defending champions, the Hershey Bears in five games. Bulldogs' netminder, Carey Price was named the playoffs MVP.



John Mitchell

MARLIES TOP 5 SCORERS:

PLAYER	GP	G	A	PTS
1. David Ling	71	17	42	59
2. John Mitchell	79	20	31	51
3. Robbie Earl	66	14	33	47
4. Alex Foster	67	18	28	46
5. Derrick Walsler	77	16	29	45

GOALIE	GP	W	L	SOL	GAA	SV %
Justin Pogge	41	26	10	4	2.34	0.908
Scott Clemmensen	40	23	14	2	2.44	0.910

RECORD: 50-21-3-6 Finished first in North Division

POWER PLAY: 55-366 (15.0%) 11th in AHL

PENALTY KILL: 362-414 (87.4%) 1st in AHL



Jay Harrison, Kris Newbury

The Marlies third season in Toronto started with a 13-game unbeaten streak and finished with their first North Division title, posting a regular season record of 50-21-3-6. The Marlies also went on to set a franchise record in wins (50) and their 109 points set a Maple Leafs affiliate record. Their 0.681 point-percentage was fourth best in the American Hockey League. Veteran forward David Ling led the Marlies in scoring with 59 points. John Mitchell was Toronto's lone player to crack the 20-goal plateau in 2007-08 and finished second on the team in points with 51. The Marlies scored a season-high eight goals against the West Division title winning Chicago Wolves on April 9, 2008 in an 8-3 victory at Ricoh Coliseum. The Marlies finished tied for second in the AHL with 27 home victories. Toronto's penalty killing unit ranked first in the AHL with an 87.4 percent success rate.

The Marlies had two thrilling seven game series' in their first two rounds of the playoffs against San Antonio and Syracuse, but were eventually eliminated by Chicago in five games in the Western Conference Finals. Their opening series was against the San Antonio Rampage and the Marlies defeated them in Game 7 with under a minute remaining in regulation when Bates Battaglia scored the game-winning goal. After dropping the first two games at Ricoh Coliseum in the second round of the playoffs, the Marlies became only the sixth team in league history to erase a 2-0 deficit on home ice and win the series. The Marlies also erased a 3-1 series deficit, becoming only the 14th team in AHL history to accomplish such a feat. The Marlies were defeated in the Western Conference Finals in five games by the Chicago Wolves who were the eventual Calder Cup Champions.

13 different players saw time in both Marlies and Maple Leafs uniforms over the course of the 2007-08 season. Some notable players include, Bates Battaglia, Jiri Tlustý, Jeremy Williams, Ben Ondrus, Staffan Kronwall, Scott Clemmensen, Darryl Boyce and Alex Foster.

The Providence Bruins finished the regular season with the top record, registering 55 wins but lost in the second round of the playoffs to the Portland Pirates. The Wolves' Jason Krog was the league's leading scorer, posting 112 points (39 goals, 73 assists). Chicago defeated the W-B/Scranton Penguins in six games to capture the Calder Cup Championship.



John Mitchell



Justin Pogge

MARLIES TOP 5 SCORERS:

PLAYER	GP	G	A	PTS
1. Tim Stapleton	79	28	51	79
2. Jiri Tlustý	66	25	41	66
3. Bates Battaglia	59	17	34	51
4. Jeremy Williams	46	27	13	40
5. Alex Foster	80	12	23	35

GOALIE	GP	W	L	SOL	GAA	SV %
Justin Pogge	53	26	21	5	2.70	0.895
Adam Munro	26	12	11	2	2.42	0.913

RECORD: 39-29-5-7 Finished fourth in North Division

POWER PLAY: 76-372 (20.4%) 2nd in AHL

PENALTY KILL: 332-404 (82.2%) 18th in AHL

The Marlies 2008-09 campaign went down to the wire as the club clinched their Calder Cup playoff berth in their second last game of the regular season. Toronto lost their opening round series to the Manitoba Moose, who were the league's best team during the regular season. Toronto finished with a 39-29-5-7 record for 90 points, ranking the team fourth in the North Division. Forward Tim Stapleton set the Marlies single season record with 79 points. Jiri Tlustý was named the CCM/AHL Player of the Month for February, recording 23 points and a plus-11 rating during the month. Jaime Sifers represented the Marlies at the AHL All-Star Classic with team PlanetUSA. The Marlies dressed 13 players that also saw action with the Maple Leafs last season.



Joe Ryan, Jiri Tlustý, Tim Stapleton

Toronto finished the season with the league's second most potent power play with a 20.4 percent success rate. The club set a franchise record for most goals in a game in their 10-5 victory over the Grand Rapids Griffins on February 8. On the same night, the Marlies set a team record with five power play goals.

In the playoffs, the Marlies lost in Game 6 to the AHL's best team in the regular season, the Manitoba Moose. After going ahead two games to one in the series, Manitoba out-scored Toronto 14-5 in the final three games to clinch the first round. Bates Battaglia and Alex Foster shared the team lead in scoring with five points each.



Alex Foster



Marlies celebrate goal

MARLIES TOP 5 SCORERS:

PLAYER	GP	G	A	PTS
1. Andre Deveaux	72	16	25	41
2. Viktor Stalberg	39	12	21	33
3. Greg Scott	71	10	22	32
4. Christian Hanson	38	12	19	31
5. Kyle Calder	40	14	16	30

GOALIE	GP	W	L	SOL	GAA	SV %
Joey MacDonald	36	14	19	3	3.18	0.893
James Reimer	26	14	8	2	2.25	0.925

RECORD: 33-35-6-6 Finished fifth in North Division

POWER PLAY: 50-382 (13.1%) 28th in AHL

PENALTY KILL: 325-398 (81.7%) t-18th in AHL



Ben Ondrus on Salute The Troops Night

The Marlies failed to make the playoffs in 2009-10, after making the postseason in their first three of four seasons in Toronto. During an injury-riddled season, the Marlies finished in fifth place in the North Division with a record of 33-35-6-6 for 78 points. The team had over 400 man games lost due to injury during the season and 49 different players appeared in at least one game for the blue and white. The club announced at the beginning of the season that Dallas Eakins would

make his head coaching debut, replacing Greg Gilbert behind the bench. Eakins was named the Marlies third head coach in their teams' history on August 4. Rookie forward Christian Hanson represented the team at the 2010 AHL All-Star Classic in Portland. Andre Deveaux paced the Marlies in goals (16), assists (25), points (41) and penalty minutes (216). Alex Foster was named the AHL/Reebok Player of the Week for week ending November 22, recording five goals and one assist in three games.

On March 21 the Marlies hosted the Abbotsford Heat in a game that was viewed nationally on CBC's Hockey Night In Canada. Trailing the Heat late in the third period Ryan Hamilton tied the game at 1-1 with 48 seconds remaining. In overtime, Hamilton ended the game with a shorthanded goal, giving the Marlies the 2-1 victory.

Nine players saw action with both the Maple Leafs and Marlies throughout the course of the season. Notable players include, Tyler Bozak, Jay Rosehill, Carl Gunnarsson, Christian Hanson and Viktor Stalberg. Bozak appeared in 32 games with the Marlies, tallying four goals and 16 assists.



Ryan Hamilton's OT winner



Mike Zigomanis takes face-off

MARLIES TOP 5 SCORERS:

PLAYER	GP	G	A	PTS
1. Mike Zigomanis	64	14	33	47
2. Joe Colborne	75	20	22	42
3. Nazem Kadri	44	17	24	41
4. Fabian Brunnstrom	72	15	20	35
5. Christian Hanson	58	13	21	34

GOALIE	GP	W	L	SOL	GAA	SV %
Alex Foster	70	10	24	34		
Ben Scrivens	33	13	12	5	2.33	0.924
Jussi Rynnäs	30	10	15	3	2.71	0.911

RECORD: 37-32-1-10 Finished fifth in North Division

POWER PLAY: 54-361 (15.0%) 25th in AHL

PENALTY KILL: 290-337 (86.1%) 1st in AHL

The Marlies season came right down to their finals games in 2010-11, but failed to make the postseason for their second straight year. Toronto finished in fifth place in the North Division standings with a record of 37-32-1-10 for 85 points. Under the tutelage of second-year head coach Dallas Eakins, the Marlies penalty killing unit ranked first overall in the American Hockey League with an 86.1% success rate. Eakins also helped guide the club to one of their stronger records away from Ricoh Coliseum, posting a 20-15-0-5 record on the road. Their 20 road victories ranked tied for second in their division. Veteran forward Mike Zigomanis paced the young Marlies team with 47 points.



Marlies celebrate goal

Throughout the season the Marlies line-up was highlighted by top young prospects that the Maple Leafs acquired through trades. On February 18 the Marlies added Joe Colborne to the roster and he immediately made his impact felt. Colborne, a first round pick in the 2008 NHL Draft, scored a goal in his Marlies debut on February 19. The young forward finished the season with a team-high 20 goals and ranked second with 42 points. Jake Gardiner finished the season with the Marlies after closing out his college career at Wisconsin. Gardiner was traded to the Maple Leafs by the Anaheim Ducks earlier in the season.



James Reimer makes save vs. Rochester

During the season, Marlies captain Alex Foster moved into the all-time lead for most games played and finished his tenure with the club with 312 appearances in the blue and white. Foster ranks first on the Marlies all-time list in shorthanded goals (seven), second in points (150) and goals (58), and third in assists (92). The Canton, MI native was named the franchise's third captain in team history at the beginning of the 2010-11 regular season.

15 players saw action with both the Maple Leafs and Marlies throughout the course of the season. Notable players include, James Reimer, Jonas Gustavsson, Keith Aulie, Nazem Kadri and Jay Rosehill. Five players made their NHL debuts during the season, Joe Colborne, James Reimer, Keith Aulie, Marcel Mueller and Korbinian Holzer.

Shortly after the turn of the twentieth century, a group of Toronto sportsmen decided to form a new athletic club in the downtown core. The name they chose was "The Toronto Marlborough Athletic Club." The club was named after the Duke of Marlborough who's family name was Churchill. The Duke was an uncle to Sir Winston Churchill, a former Prime Minister of Great Britain.

In 1904, the club formed its' first hockey team, the Marlborough Seniors. In their first season they faced the Ottawa Silver Seven for the Stanley Cup back in the day when the championship was still a challenge cup. The Marlboroughs fell short of winning that year but it laid the groundwork for the storied franchise in years to come.

The logo was taken from the Marlborough family using their crown and adding the initial A.C. for Athletic Club. In the late 1950's the logo was modified to include the present day Maple Leaf.

In 1927, Conn Smythe bought the NHL Toronto St. Pats and changed their name to the Toronto Maple Leafs. Smythe realized that his NHL team required a strong farm system and made the Marlboroughs part of the Maple Leafs organization.

Both the Maple Leafs and Marlboroughs practiced out of the Ravina Gardens in Toronto's west end and both teams played their games at the Mutual Street Arena until Maple Leaf Gardens was built in 1931.

In 1929, the Marlborough Juniors won their first Memorial Cup. Less than a decade later on May 28, 1937 the original Hot Stove Club was formed at Maple Leaf Gardens for the purpose of raising funds to support the Marlborough Hockey Club.

In 1949-50, the Marlboros captured the Allan Cup. Former Maple Leafs captain George Armstrong was a member of the senior Marlies during that season. He registered 64 goals in 45 games and a further 19 goals in 17 Allan Cup play down games as the Marlboros captured the Canadian senior hockey championship.

In 1954-55, the Marlboros captured their second Memorial Cup and they wouldn't have to wait long for their third as they became just the second team to capture back to back Memorial Cups with their victory in 1955-56.

In 1963-64, the Marlboros won the Memorial Cup again and it proved to be a historic win. To this date it is the only time that the Memorial and Stanley Cups have been presented in the same building as Maple Leaf Gardens played host to both trophy presentations. Many of the players on the 1964 Marlboros team like Ron Ellis, Mike Walton and Pete Stelmowski went on to help the Maple Leafs capture the Stanley Cup in 1967.

Up until the NHL instituted the Entry Draft in 1967 that exists today, the Maple Leafs relied heavily on the Marlboro minor system to produce players from a young age in the hopes that some would ultimately play in the NHL. The affiliation with the Marlboros paid off as many players were part of Maple Leafs Stanley Cup winning teams.

Six players who played for the Marlboros and Maple Leafs have been inducted into the Hockey Hall of Fame. They are George Armstrong, Bob Pulford, Red Horner, Harvey Jackson, Charlie Conacher and Joe Primeau.

Not only were the Maple Leafs successful, but the Toronto Marlboros were as well. They won seven Memorial Cups which is a record that still stands today.

When the Junior A Marlboros were dissolved in 1989, the Maple Leafs discontinued their direct involvement with the Marlboro minor system. However, through the permission of Harold Ballard, the Marlboro minor league teams were allowed to retain the name and logo which they still use today.

Prior to the Toronto Marlies, the Toronto Maple Leafs Hockey Club utilized many minor pro affiliations to develop and prepare their prospects for the NHL since the Maple Leafs were formed in February, 1927.

Toronto Ravinas (CPHL - Canadian Professional Hockey League) 1927-28

London Panthers (CPHL) 1928-29

Syracuse Stars (International-American Hockey League) 1931-1940

Pittsburgh Hornets (American Hockey League) 1940-1956

Hollywood Wolves (Pacific Coast Hockey League) 1946-47

Tulsa Oilers (United States Hockey League and then the Central League) 1945-1973

Winnipeg Warriors (WHL - professional league) 1955-56

Rochester Americans (AHL) 1956-1969

Victoria Maple Leafs (WHL) 1964-1967

Phoenix Roadrunners (WHL) 1967-1973

Oklahoma City Blazers (CHL) 1973-1976

Dallas Black Hawks (CHL) 1976-1978

New Brunswick Hawks (AHL) 1978-1982

St. Catharines Saints (AHL) 1982-1986

Newmarket Saints (AHL) 1986-1991

St. John's Maple Leafs (AHL) 1991-2005

Memphis River Kings (Central Hockey League) 2002-2004

Toronto Marlies (AHL) 2005-current

Pensacola Ice Pilots (ECHL) 2004-2007

Columbia Inferno (ECHL) 2007-08

Reading Royals (ECHL) 2008-current



Original construction of the Coliseum building began in 1922 when the Canadian National Exhibition entered into an agreement with the Royal Winter Fair Association. Development of building blueprints and early stages of construction began shortly thereafter with the primary facility purpose being the exhibition of agricultural products and livestock. As construction phases continued, the facility was billed as the largest of its kind in North America.

The Coliseum building was closed to the public from 1942-46 when the Canadian government decided to use the CNE grounds as a military-camp for the duration of World War II. The grounds were divided between the air force, army and navy with all flight crew occupying the Coliseum building.

In 2003, the Coliseum underwent a \$38 million renovation project with major additions being added to the outdoor portion of the facility (now connecting it to the National Trade Centre). Along with a new roof structure, a number of modern amenities were also added to the actual arena and surrounding concourse areas.



Beginning in October of 2005 the Coliseum has become the new home of the Toronto Marlies - American Hockey League affiliate of the Toronto Maple Leafs. The Marlies set a franchise attendance record on February 24, 2008 against the Hamilton Bulldogs with 8,120 fans at the game. In addition to hosting 40 hockey games per year, the building is the site of numerous shows, events and concerts including November's Royal Agricultural Winter Fair.

The capacity of Ricoh Coliseum is 7,851.

For additional information, including directions, parking and site maps, please see the general media information section on pages 32 and 33 of this guide.

Marlies that became Leafs, 102 Players

Name	Position	Date of First Leaf Game	Games Played	Place of Birth	Notables
Carl Voss	Centre	February 17, 1927	14	Chelsea, Massachusetts	First free agent player to be signed by Conn Smythe as a Leaf, HHOFF in 1974 as a Builder
Joe Primeau	Centre	November 22, 1927	310	Lindsay, Ontario	1932 Stanley Cup as player and in 1951 as coach, coached Marlboros to Allan Cup in 1949, HHOFF in 1963
Red Horner	Defence	December 22, 1928	490	Lynden, Ontario	Leaf Captain, won 1932 Stanley Cup, NHL leader in penalty minutes eight times, HHOFF in 1965
Charlie Conacher	Right Wing	November 14, 1929	326	Toronto, Ontario	Won Memorial Cup with Marlboros in 1929, Leaf Captain, 1932 Stanley Cup, HHOFF in 1961
Harvey Jackson	Forward	December 7, 1929	434	Toronto, Ontario	Led the NHL in scoring and won Stanley Cup in 1932, three-time First All-Star Team member, HHOFF in 1971
Bob Gracie	Left Wing	March 3, 1931	104	North Bay, Ontario	1932 Stanley Cup victory with the Leafs
Alex Levinsky	Defence	March 3, 1931	150	Syracuse, New York	Won 1932 Stanley Cup with Leafs, played both Junior and Senior Marlboro hockey
Fred Robertson	Defence	February 25, 1932	10	Carlisle, England	Won the 1932 Stanley Cup with the Leafs in his rookie season
Bill Thoms	Centre	March 3, 1933	279	Newmarket, Ontario	Played Junior and Senior Marlboro hockey, played in 1934 NHL All-Star Game
Frank Boll	Left Wing	November 9, 1933	213	Filmere, Saskatchewan	Played with Sr. Marlboros, first Leafs game was a 1933 playoff game
Jack Shill	Defence	March 3, 1934	42	Toronto, Ontario	Five years of Marlboro Junior and Senior hockey, First All-Star Team with AHL Leaf affiliate Syracuse in 1936
Art Jackson	Centre	November 8, 1934	113	Toronto, Ontario	Younger brother of Harvey 'Busher' Jackson, won 1945 Stanley Cup with Leafs
Bob Davidson	Forward	January 1, 1935	491	Toronto, Ontario	Career Leaf, won two Stanley Cups, captained the 1945 championship, scout with Leafs for over 40 years
Reg Hamilton	Defence	October 12, 1935	366	Toronto, Ontario	Three seasons of Jr. Marlboro hockey followed by Leaf Stanley Cups in 1942 and 1945
Norm Mann	Right Wing	October 11, 1938	31	Bradford, Ontario	Won Senior OHA Championship with Marlboros, his first NHL game was a Leafs playoff game
Bob Heron	Centre	December 24, 1938	83	Toronto, Ontario	Helped the Leafs get to the finals in 1939-40
Phil Stein	Goalie	January 18, 1940	1	Toronto, Ontario	Replaced an injured Turk Brodia in his only Leaf and NHL game, ended in a 2-2 tie.
Hank Goldup	Left Wing	November 2, 1940	99	Kingston, Ontario	Won 1942 Stanley Cup with Leafs
Bob Goldham	Defence	January 27, 1942	79	Georgetown, Ontario	Two seasons as a Marlboro Jr. before winning a Stanley Cup with 1942 Leafs
Ernie Dickens	Defence	February 7, 1942	25	Winnipeg, Manitoba	1942 Stanley Cup with Leafs in his rookie year
Bob Copp	Defence	October 31, 1942	40	Port Elgin, New Brunswick	Marlboro Sr. before earning games with the Leafs
Gaye Stewart	Left Wing	October 31, 1942	165	Fort William, Ontario	Leafs Stanley Cups in 1942 and 1947, 1943 NHL rookie of the year
Ross Johnstone	Defence	October 30, 1943	42	Montreal, Quebec	First played for Leafs at age 18
Elwin Morris	Defence	October 30, 1943	117	Toronto, Ontario	1945 Stanley Cup with Leafs, known as 'Moe', played five years of Jr. and Sr. Marlboro hockey
Don Webster	Left Wing	November 11, 1943	27	Toronto, Ontario	Played with Leafs over the war years after one season with the Jr. Marlboros
Baz Bastien	Goalie	October 27, 1945	5	Timmins, Ontario	Made Leafs debut on Opening Night 1945 after 3 years in the military
John McCormack	Centre	January 13, 1948	84	Edmonton, Alberta	Scored 166 points as a Sr. Marlboro over three seasons
Ray Timgren	Left Wing	January 18, 1948	237	Windsor, Ontario	Stanley Cups in 1949 and 1951 and a 1955 Calder Cup with Leafs AHL affiliate Pittsburgh
Charles Blair	Right Wing	December 4, 1948	1E	Edinburgh, Scotland	Marlboros Allan Cup winner in 1950, 1952 Calder Cup with Leafs AHL affiliate Pittsburgh
Al Buchanan	Left Wing	January 2, 1949	4	Winnipeg, Manitoba	Marlboros 1950 Allan Cup winner with 21 points in 16 games
Ray Hannigan	Forward	February 26, 1949	3	Schumacher, Ontario	Marlboros 1950 Allan Cup winner, 1952 Calder Cup with Leafs AHL affiliate Pittsburgh
Bob Hassard	Centre	November 19, 1949	109	Lloydminster, Saskatchewan	Marlboros 1950 Allan Cup winner, two Calder Cups with Leafs AHL affiliate Pittsburgh
Bill Johansen	Centre	November 26, 1949	1	Port Arthur, Ontario	Father of Trevor Johansen, the only father-son Marlboro-Leaf combination, also known as Bill Johnson
Hugh Bolton	Defence	December 1, 1949	235	Toronto, Ontario	Marlboros 1950 Allan Cup winner, played both senior and junior Marlboro hockey
George Armstrong	Right Wing	December 3, 1949	1187	Borlands Bay, Ontario	1950 Allan Cup, four Stanley Cups, coached two Marlboro Memorial Cups, coached Leafs, HHOFF in 1975
Danny Lewicki	Left Wing	October 14, 1950	123	Fort William, Ontario	Won 1950 Allan Cup with Marlboro Seniors and the 1951 Stanley Cup with Leafs
Frank Sullivan	Defence	November 3, 1950	6	Toronto, Ontario	Won 1950 Allan Cup with Marlboro Seniors and the 1952 Calder Cup with Leafs AHL affiliate Pittsburgh
John McLellan	Centre	December 29, 1951	2	S. Porcupine, Ontario	Won Allan Cup with Marlboro Seniors under Coach Joe Primeau, coached Leafs for four seasons
Earl Balfour	Left Wing	March 5, 1952	80	Toronto, Ontario	Played Marlboro Junior, 300 NHL games and returned to the Marlboros as a Senior
Eric Nesterenko	Right Wing	March 5, 1952	206	Flin Flon, Manitoba	Scored 53 goals for Marlboros in 1951-52, played over 1,300 NHL games
Gord Hannigan	Centre	November 10, 1952	161	Schumacher, Ontario	Won two AHL Calder Cups with the Leafs AHL affiliate Pittsburgh Hornets
Ron Stewart	Right Wing	November 10, 1952	838	Calgary, Alberta	Won three consecutive Stanley Cups with Toronto in his 13 year career with the Leafs
David Reid	Centre	December 10, 1952	7	Toronto, Ontario	Played his first game as a Leaf while still a junior with the Marlboros and a student at U of T
Parker MacDonald	Left Wing	February 28, 1953	63	Sydney, Nova Scotia	Scored 202 points over three Jr. Marlboro seasons, elected to Cape Breton Sports Hall of Fame in 1987

DEVELOPING LEAFS SINCE 1927

Name	Position	Date of First Leaf Game	Games Played	Place of Birth	Notables
Wally Maxwell	Forward	October 1, 1953	2	Ottawa, Ontario	Scored 110 goals for the Marlboros over four seasons and played with the Leafs while still a junior
Gerry James	Right Wing	February 24, 1955	149	Regina, Saskatchewan	Won a Memorial Cup with the Marlboros in 1955 and was an award-winning CFL player
Billy Harris	Centre	October 6, 1955	610	Toronto, Ontario	Won a Memorial Cup with the Marlboros in 1955 and three consecutive Stanley Cups with the Leafs
Jack Bionda	Defence	October 16, 1955	13	Huntsville, Ontario	A lacrosse superstar while playing 12 seasons of pro hockey
Ron Hurst	Right Wing	November 13, 1955	64	Toronto, Ontario	Played over 100 games with the Jr. Marlboros
Al MacNeil	Defence	January 28, 1956	71	Sydney, Nova Scotia	Back-to-back Memorial Cups with the Marlboros, 1955 and 1956
Gary Aldcorn	Forward	October 11, 1956	86	Shanavon, Saskatchewan	Won a Memorial Cup with the Marlboros in 1955
Bob Pulford	Left Wing	October 25, 1956	947	Newton Robinson, Ontario	Two consecutive Memorial Cups and four Stanley Cups, HHOF in 1991
Mike Nykoluk	Right Wing	October 31, 1956	32	Toronto, Ontario	Captained Marlboros to 1955 Memorial Cup victory, coached the Leafs for three and a half seasons
Bob Baun	Defence	November 29, 1956	739	Lanigan, Saskatchewan	Two consecutive Memorial Cups with Marlboros and four Stanley Cups including three consecutive wins
Kenny Girard	Right Wing	November 29, 1956	7	Toronto, Ontario	Won back-to-back Memorial Cups with Marlboros in 1955 and 1956
Bob Nevin	Right Wing	December 8, 1957	250	S. Porcupine, Ontario	Led Marlboros with 65 points on way to 1956 Memorial Cup, won Stanley Cup, 1962 and 1963
Carl Brewer	Defence	February 22, 1958	473	Toronto, Ontario	Won 1956 Memorial Cup with Marlboros, won Stanley Cups with the Leafs in 1962, 1963 and 1964
Lary Regan	Right Wing	January 8, 1959	116	North Bay, Ontario	Averaged well over a point a game over two seasons with the Jr. Marlboros
Gary Jarrett	Left Wing	November 26, 1960	1	Toronto, Ontario	Averaged over a point a game over two seasons with the Jr. Marlboros
Jack Martin	Forward	November 27, 1960	1	St. Catharines, Ontario	Averaged a point a game over two seasons with the Jr. Marlboros
Arnie Brown	Defence	October 28, 1961	6	Apsley, Ontario	Finished junior career with Marlboros, began NHL career with Leafs and finished with over 700 NHL games
Brian Conacher	Left Wing	December 31, 1961	133	Toronto, Ontario	Four seasons with Jr. Marlboros, averaging a point a game from 1958 to 1962, won 1967 Stanley Cup
Jim Pappin	Right Wing	November 23, 1963	223	Copper Cliff, Ontario	Scored Stanley Cup winning goal for Leafs in 1967, one of 15 points in 12 playoff games
Pete Stelmowski	Centre	January 18, 1964	221	Winnipeg, Manitoba	Won 1964 Memorial Cup with Marlboros scoring 29 points in 12 games, won 1967 Stanley Cup
Ron Ellis	Right Wing	March 11, 1964	1034	Lindsay, Ontario	Won 1964 Memorial Cup with Marlboros, a Stanley Cup in 1967 and a member of Team Canada in 1972
Brit Selby	Left Wing	February 1, 1965	169	Kingston, Ontario	Won 1964 Memorial Cup with Marlboros and selected NHL rookie of the year in 1965-66.
Mike Walton	Centre	November 20, 1965	257	Kirkland Lake, Ontario	Won 1964 Memorial Cup with Marlboros scoring 26 points in 12 games, won 1967 Stanley Cup with Leafs
Wally Boyer	Centre	December 11, 1965	46	Cowan, Manitoba	Won 1956 Memorial Cup with Marlboros, won Calder Cup in 1965 with Leafs AHL affiliate, Rochester
Wayne Carleton	Left Wing	January 2, 1966	91	Sudbury, Ontario	Won 1964 Memorial Cup with Marlboros scoring 25 points in 12 games
Brent Imlach	Forward	January 16, 1966	3	Toronto, Ontario	Two seasons with Marlboro Juniors, son of Punch Imlach
Gary Smith	Goalie	February 19, 1966	10	Ottawa, Ontario	Backstopped Marlboros to 1964 Memorial Cup winning 11 of 12 games
Al Smith	Goalie	February 20, 1966	58	Toronto, Ontario	Moved from Jr. Marlboros directly to Leafs in 1966, played in the 1968 NHL All-Star Game
Jim McKenny	Defence	February 26, 1966	594	Ottawa, Ontario	Won 1964 Memorial Cup with Marlboros, started with the Leafs at age 19, 327 points on the Leafs blueline
Tom Martin	Right Wing	December 27, 1967	3	Toronto, Ontario	Drafted by the Maple Leafs fifth overall in the 1964 Draft
Mike Byers	Right Wing	December 30, 1967	15	Toronto, Ontario	Played parts of five seasons with Jr. Marlboros including Memorial Cups in 1964 and 1967
Gerry Meehan	Centre	January 12, 1968	25	Toronto, Ontario	Played with Marlboro Jr.'s in Memorial Cup winning seasons, 1964 and 1967.
Mike Pelyk	Defence	February 7, 1968	441	Toronto, Ontario	Won 1967 Memorial Cup with Marlboros, past president of Leafs Alumni Association
Brian Glennie	Defence	November 10, 1969	554	Toronto, Ontario	Captained Marlboros to 1967 Memorial Cup victory, was coached as a Pee-Wee by Roger Neilson
Chris Evans	Defence	December 10, 1969	2	Toronto, Ontario	Won 1967 Memorial Cup with Marlboros, signed as free agent by the Leafs
Doug Acomb	Centre	March 7, 1970	2	Toronto, Ontario	Won 1967 Memorial Cup with Marlboros, led the OHA in goals in 1968-69 with 55
George Ferguson	Centre	October 7, 1972	359	Trenton, Ontario	First round draft pick of the Leafs in 1972, scored three goals in a playoff game for the Leafs in 1978
Mike Palmateer	Goalie	October 28, 1976	296	Toronto, Ontario	Won 1973 Memorial Cup with Marlboros, backstopped Leafs in stunning playoff win over Islanders in 1978
Bruce Boudreau	Centre	February 5, 1977	134	Toronto, Ontario	Captain of Marlboros 1975 Memorial Cup, led OHA in points & goals
Trevor Johansen	Defence	October 13, 1977	132	Thunder Bay, Ontario	First round draft pick of the Leafs, won a silver medal at 1977 World Junior Championships
John Anderson	Right Wing	December 4, 1977	534	Toronto, Ontario	Four consecutive 30-goal Leaf seasons, Marlboros captain, won Memorial Cup in 1975
Lorne Stamler	Left Wing	October 11, 1978	45	Winnipeg, Manitoba	Played U.S. college hockey after two seasons with Jr. Marlboros
Mike Kaszycki	Centre	February 16, 1980	53	Milton, Ontario	Won 1975 Memorial Cup with Marlboros, led AHL with 118 points with Leafs affiliate New Brunswick in 1981-82

DEVELOPING LEAFS SINCE 1927

Name	Position	Date of First Leaf Game	Games Played	Place of Birth	Notables
Stew Gavin	Forward	November 10, 1980	268	Ottawa, Ontario	Played 834 NHL games including playoffs after three seasons with the Jr. Marlboros
Billy Harris	Right Wing	November 14, 1981	146	Toronto, Ontario	Tied Marlboro linemate Dave Gardner for the OHL points led in 1971-72 with 129 points
Fred Perlini	Centre	December 30, 1981	8	Sault Ste. Marie, Ontario	Earned 111 points for the Jr. Marlboros over three seasons, played in seven Leaf games in 1981-82
Darwin McCutcheon	Defence	December 31, 1981	1	Listowel, Ontario	Only Leaf game - New Year's Eve, 1981 while a Junior
Paul Higgins	Right Wing	February 23, 1982	26	Saint John, New Brunswick	A consistent penalty leader and tough competitor, a 10th round draft pick of the Leafs
Pat Graham	Left Wing	October 5, 1983	41	Toronto, Ontario	After parts of three seasons with the Jr. Marlboros, played with Penguins and Leafs
Bruce Dowie	Goalie	March 17, 1984	2	Oakville, Ontario	Played 184 games in net for the Marlboro Jr.'s winning 94 games
Steve Thomas	Left Wing	November 7, 1984	377	Stockport, England	Signed as a free agent by the Leafs from Marlboro Jr.'s, had ten 20 goal NHL seasons, over 1,200 NHL games
Jerome Dupont	Defence	October 18, 1986	13	Ottawa, Ontario	Joined Marlboro Jr.'s at 16 and drafted 9th overall in 1980 NHL Entry Draft
Tim Armstrong	Centre	December 29, 1988	11	Toronto, Ontario	Averaged 83 points a year in three seasons with Marlboros including 104 pts in 1985-86
Peter Zezel	Centre	January 17, 1991	207	Toronto, Ontario	Helped Leafs resurgence in early 1990's, played over 1,000 NHL games including playoffs
Rob Cimetta	Left Wing	January 28, 1991	49	Toronto, Ontario	Led OHL in goals with 55 in 1988-89, the last season of the Jr. Marlboros
Greg Johnston	Right Wing	March 3, 1991	4	Barrie, Ontario	Won Gold with Canada in 1985 World Junior Championships
Bill Berg	Centre	December 5, 1992	196	St. Catharines, ON	Joined Zezel & Osbourne to create popular and effective checking line for the Leafs
Chris Govedaris	Left Wing	November 6, 1993	12	Toronto, Ontario	Member of last Marlboros Jr. team - 1988-89, drafted 11th overall in 1988
Staffan Kronwall	Defence	October 29, 2005	52	Jarfalla, Sweden	Played the most NHL games among call-ups in 2005-06
Jay Harrison	Defence	January 28, 2006	20	Oshawa, Ontario	Former 1st overall selection in the OHL, was first ever player selected by the Brampton Battalion
Ben Ondrus	Left Wing	March 7, 2006	52	Sherwood Park, Alberta	First non-drafted AHL Marlie to make NHL debut with Maple Leafs
Brendan Bell	Defence	March 21, 2006	32	Ottawa, Ontario	Set professional career highs with 37 assists and 43 points in 2005-06
Ian White	Defence	March 26, 2006	296	Steinbach, Manitoba	Played with Team Canada at 2005 Spengler Cup tournament in Davos, Switzerland
Jeremy Williams	Centre	April 18, 2006	31	Glenavon, Saskatchewan	Scored first NHL goal in first NHL game, April 18, 2006 versus Pittsburgh
Kris Newbury	Centre	December 23, 2006	44	Brampton, Ontario	The 2006-07 AHL All-Star recorded his first multi-point game in his sixth NHL contest, January 4, 2007 at Boston
Anton Stralman	Defence	October 23, 2007	88	Tibro, Sweden	Collected his first NHL point (assist) on January 10, 2008 at Los Angeles
Jiri Tlustý	Centre	October 25, 2007	74	Slany, Czech Republic	Became first Maple Leafs player to score two goals in first NHL game since Nikolai Borchevsky
Darryl Boyce	Centre	January 24, 2008	47	Summerside, PEI	Named Toronto Marlies Rookie of the Year in 2007-08
Robbie Earl	Left Wing	February 2, 2008	9	Chicago, IL	Collected first NHL point (assist) in first career game against Ottawa
Alex Foster	Centre	March 18, 2008	3	Canton, MI	Set a Marlies franchise record in 2007-08 with five shorthanded goals
John Mitchell	Centre	October 9, 2008	159	Oakville, ON	Led the Marlies in goals during the 2007-08 season with 20
Andre Deveaux	Right Wing	November 27, 2008	22	Freeport, BH	Registered his first career point (assist) on December 23 versus Dallas
Jaime Sifers	Defence	December 8, 2008	23	Stratford, CT	Registered first NHL point (assist) on December 26, 2008 against the NY Islanders
Justin Pogge	Goalie	December 22, 2008	7	Ft. McMurray, AB	Won a World Junior Championships gold medal with Team Canada in 2006
Tim Stapleton	Right Wing	February 26, 2009	4	La Grange, IL	Ranked first on the Marlies in goals, assists and points during the 2008-09 campaign
Phil Oreskovic	Defence	March 28, 2009	10	North York, ON	Led the Marlies in 2008-09 with a plus-17 rating
Viktor Stalberg	Left Wing	October 1, 2009	40	Stockholm, SWE	Registered first NHL point (assist) in his first career NHL game
Jay Rosehill	Left Wing	October 1, 2009	41	Olds, AB	Ranked third on the Marlies in penalty minutes with 172 during the 2009-10 season.
Tyler Bozak	Centre	October 13, 2009	119	Regina, SK	Scored first NHL goal, added an assist and was the game's first star on January 14, 2010 vs. Philadelphia
Carl Gunnarsson	Defense	November 14, 2009	43	Orebro, SWE	Ranked first on the Maple Leafs with a plus-8 rating in 2009-10
Korbinian Holzer	Defence	November 6, 2010	2	Munich, GER	Ranked second on the Marlies with a plus-10 rating during the 2010-11 season
Keith Aulie	Defence	November 13, 2010	40	Rouleau, SK	Scored first NHL goal on March 19 versus Boston.
James Reimer	Goaltender	December 20, 2010	37	Monweena, MB	Named NHL's Rookie of the Month for March, posting a 9-4-1 record, one shutout, a 2.87 GAA and .913 save percentage
Marcel Mueller	Centre	January 15, 2011	3	Berlin, GER	Ranked third on the Marlies in rookie scoring with 32 points in 2010-11
Joe Colborne	Centre	April 9, 2011	1	Calgary, AB	Recorded an assist in his first career NHL game on April 9 versus Montreal

This list shows, in order of their first appearance as a Leaf, the players who played for the Toronto Marlboros/Toronto Marlies before playing for the Toronto Maple Leafs. In the bowl of Ricoh Coliseum, these names are displayed. The Leaf logo with which each of these names appears, coincides with the Leaf logo style that appeared on their jersey for their first game.

RICOH COLISEUM

Exhibition Place, 100 Princes' Blvd., Toronto, Ontario M6K 3C3

MEDIA ENTRANCE

Practices and Game-Day Morning Skates: All media are asked to enter the facility through the Marlies offices. The office doors are located at the south west corner of the arena off Princes' Blvd., nearest the north west corner of the Direct Energy Centre. Please show your media affiliation identification and sign in at the office reception desk. For directions or assistance, the reception desk can be reached at 416-263-3900.

Game Nights: All media are asked to enter the facility through the ticket office entrance at the south end of the arena directly off Princes Blvd. Credentials may be picked up 60 minutes prior to puck-drop at Will Call. Proper photo identification is required when picking up your pass.

MEDIA CREDENTIALS

Credentials will primarily be available on a game-by-game basis. Members of the media are asked to contact Trevor Van Knotsenburg in the Marlies Media Relations department five hours before game-time to request a credential. Season credential requests must be made on the requesting organization's corporate letterhead. Media members with American Hockey League season passes, National Hockey League season passes or Toronto Maple Leafs season credentials are asked to call no later than two hours before game time to request a seat in the press box or media overflow area. Due to limited press box availability at the Ricoh Coliseum, seating will be allocated based on media deadline requirements. Freelance photographers and reporters will be considered for access to the Coliseum with a letter of intent from the organization for which they are working.

PARKING

League and/or team season credentials do not entitle the bearer parking in Ricoh Coliseum.

On game nights, limited media parking is available for a fee of \$12 in Lot P off Manitoba Drive at the north end of the Coliseum. Additional parking will be available on a game-to-game basis in the Direct Energy Centre underground parking lot or outdoor lots in Exhibition Place. The underground lot can be accessed on the east side of the centre just north of the Princes' Gate entrance. Media are asked to park in or near the 'A1' section of the underground lot and to use the stairway nearest section A1 to reach ground level.

For practices and game-day morning skates, parking availability and cost will vary due to events held on the grounds of Exhibition Place or in the Direct Energy Centre and is controlled by Exhibition Place.

Public transit provides another option to access Ricoh Coliseum. The 509 Exhibition streetcar from Union Station and the 511 Bathurst streetcar stops at the Exhibition loop directly north of the Coliseum. The Go Train also has a stop at the Exhibition grounds next to the streetcar loop north of the Coliseum with trains stopping at the Exhibition station approximately every hour traveling both east and west.

PRESS BOX

The press box is located in the upper northwest corner of the Ricoh Coliseum at the back of section 102. Seating in the press box is limited and reserved for working accredited members of the media, visiting team personnel and league scouts and staff. Due to limited press box availability at the Ricoh Coliseum, seating will be allocated based on media deadline requirements. A media overflow area will also be available for accredited media and scouts next to the press box when necessary.

PRESS ROOM

The press room will be available to working media for the 2011-12 regular season which will be located at the north end of Ricoh Coliseum near the visiting team dressing room. A press meal will be provided in the room 90 minutes prior to each game. The press box will also serve as a work room and will be open for 120 minutes before and 60 minutes after the game and is equipped with phone lines, high-speed data lines as well as a TV to review the game.

PRESS MEAL

Accredited media will be provided meal in the press room 90 minutes prior to the start of the game and will be left out until puck-drop.

PHOTOGRAPHERS

Accredited photographers from designated magazines, newspapers and wire services will be permitted to shoot photography from specified areas. Positions will be assigned on a nightly basis.

DRESSING ROOMS

The Marlies' dressing room is located on the main concourse level on the west side of the building at centre ice. The visiting team dressing room is located in the north west corner of the Coliseum near the Zamboni entrance.

MEDIA DRESSING ROOM ACCESS

On game days, the Marlies dressing room will open for media access 10 minutes after the end of the team's morning skate. Accredited media will be granted access to coaches and players up to 90 minutes prior to game-time but only with approval and assistance from Marlies Media Relations personnel. Media wishing to arrange interviews leading up to game-time may do so by contacting the Marlies Media Relations department. The Marlies dressing room will open for media access no later than 10 minutes following the end of the game.

DIRECTIONS

From the ACC/downtown Toronto:

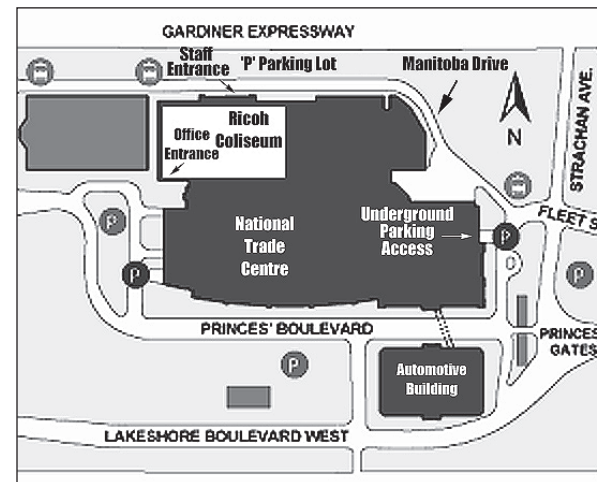
Travel west on Lake Shore Boulevard West, make a slight right at Strachan Avenue and enter the CNE grounds by turning left at the Manitoba Drive entrance (Fleet Street becomes Manitoba at Strachan). Follow Manitoba Drive to the 'P' lot (or adjacent lot) which is across the street from the Ricoh Coliseum's north (game-day) entrance. The lot(s) will be on your right-hand side. To access the Marlies offices for entrance into practices, enter the Exhibition Place grounds through the Princes' Gates, turn right at the first set of lights (Nunavut Road) and turn right. The offices will be on your right at the end of the street.

From Toronto Pearson International airport:

Upon exiting the airport, take Highway 427 South to the Queen Elizabeth Way - Toronto. Follow the QEW towards downtown Toronto and exit at Lake Shore Boulevard West-Jameson. Continue along Lake Shore westbound for approx. one kilometer and stay to the left as you approach the CNE grounds. Enter the CNE grounds at Ontario Drive (opposite Ontario Place) and go north on Ontario until it ends at Quebec Street. Make a left onto Quebec before turning right onto Manitoba Drive (less than 100 yards). Follow Manitoba Drive to the 'P' lot (or adjacent lot) which is across the street from the Ricoh Coliseum's north (game-day) entrance. The lot(s) will be on your left-hand side. To access the Marlies offices for entrance into practices, enter the Exhibition Place grounds at Ontario Drive. Continue north on Ontario to Princes' Boulevard where you will make a right. Stay to the left and continue straight ahead where you will see signs for the Coliseum and nearby parking lots. The office doors will be on your left.

MEDIA SERVICE STAFF

Coordinator, Media Relations.....	Trevor Van Knotsenburg
tvanknotsenburg@torontomarlies.com	416-263-3922
Marlies Office Reception Desk	416-263-3900
Press Box Phone	416-263-3958
Press Box Fax	416-263-3901
Website.....	www.marlies.ca





TORONTO MARLIES 2011-12 SCHEDULE

SUN	MON	TUE	WED	THU	FRI	SAT
OCT						1
2	3	4	5	6	7	8 BNG 7:05 PM
9	10	11	12	13	14 GR 7:00 PM	15 LE 3:00 PM
16 LE 1:00 PM	17	18	19	20	21	22 ROC 3:00 PM
23 LE 5:00 PM	24	25	26 ABB 7:00 PM	27	28 LE 7:30 PM	29
30 LE 2:00 PM	31					
NOV						1
2	3	4	5	6	7	8 SA 8:00 PM
9	10	11	12	13	14 GR 7:00 PM	15 LE 3:00 PM
16 LE 1:00 PM	17	18	19	20	21	22 ROC 3:00 PM
23 LE 5:00 PM	24	25	26 ABB 7:00 PM	27	28 LE 7:30 PM	29
30 LE 2:00 PM	31					
DEC						1
2	3	4	5	6	7	8 SA 8:00 PM
9	10	11	12	13	14 GR 7:00 PM	15 LE 3:00 PM
16 LE 1:00 PM	17	18	19	20	21	22 ROC 3:00 PM
23 LE 5:00 PM	24	25	26 ABB 7:00 PM	27	28 LE 7:30 PM	29
30 LE 2:00 PM	31					
JAN						1
2	3	4	5	6	7	8 SA 8:00 PM
9	10	11	12	13	14 GR 7:00 PM	15 LE 3:00 PM
16 LE 1:00 PM	17	18	19	20	21	22 ROC 3:00 PM
23 LE 5:00 PM	24	25	26 ABB 7:00 PM	27	28 LE 7:30 PM	29
30 LE 2:00 PM	31					
FEB						1
2	3	4	5	6	7	8 SA 8:00 PM
9	10	11	12	13	14 GR 7:00 PM	15 LE 3:00 PM
16 LE 1:00 PM	17	18	19	20	21	22 ROC 3:00 PM
23 LE 5:00 PM	24	25	26 ABB 7:00 PM	27	28 LE 7:30 PM	29
30 LE 2:00 PM	31					
MAR						1
2	3	4	5	6	7	8 SA 8:00 PM
9	10	11	12	13	14 GR 7:00 PM	15 LE 3:00 PM
16 LE 1:00 PM	17	18	19	20	21	22 ROC 3:00 PM
23 LE 5:00 PM	24	25	26 ABB 7:00 PM	27	28 LE 7:30 PM	29
30 LE 2:00 PM	31					
APR						1
2	3	4	5	6	7	8 SA 8:00 PM
9	10	11	12	13	14 GR 7:00 PM	15 LE 3:00 PM
16 LE 1:00 PM	17	18	19	20	21	22 ROC 3:00 PM
23 LE 5:00 PM	24	25	26 ABB 7:00 PM	27	28 LE 7:30 PM	29
30 LE 2:00 PM	31					

ALL START TIMES EASTERN *AT AIR CANADA CENTRE **AT IVOR WYNNE STADIUM

AHL ALL-STAR CLASSIC JANUARY 29-30 AT ATLANTIC CITY, NJ

HOME GAMES

ROAD GAMES