



WTCC

FIA World Touring Car Championship

Rounds 17 & 18
Valencia, Spain
2 – 4 September 2011



Timing and Results by MST Systems Ltd

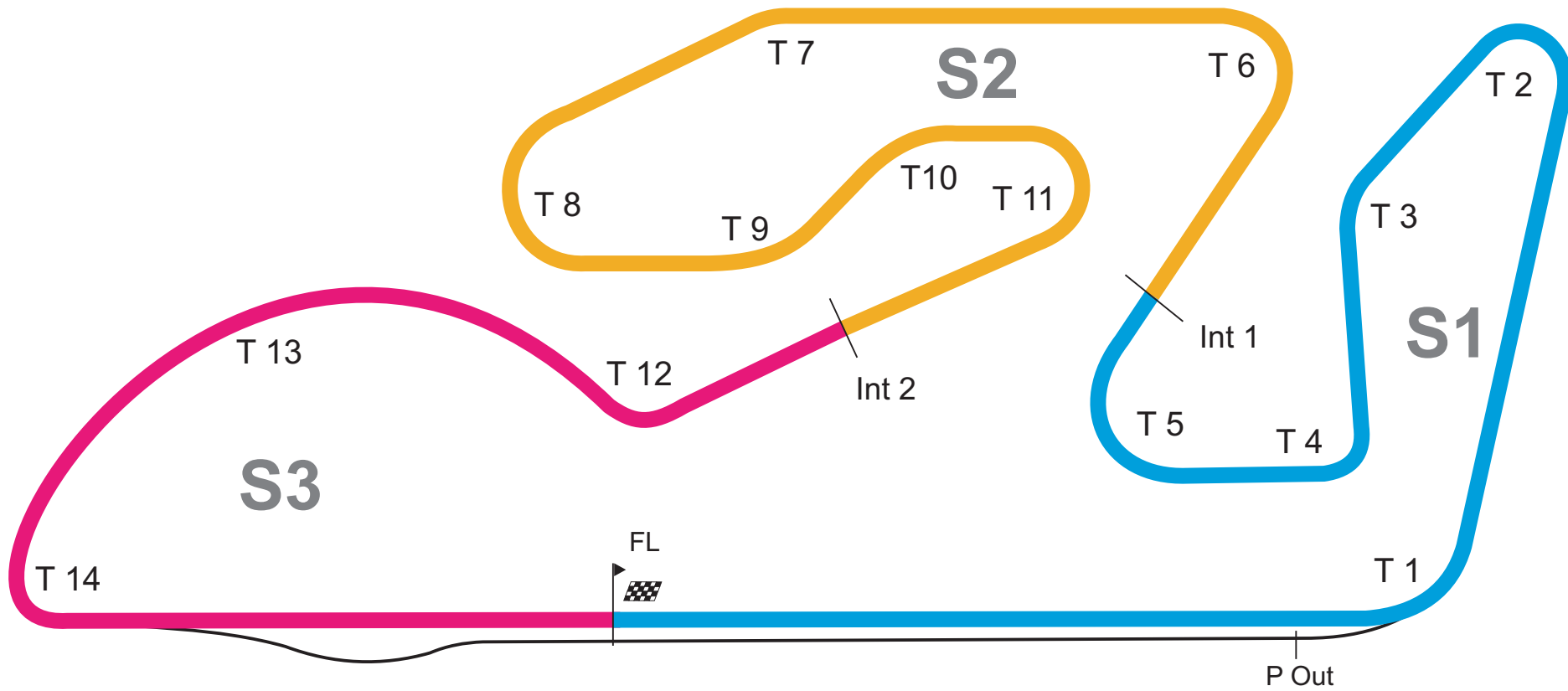
www.fiawtcc.com

www.mstworld.com



Valencia, Spain
2 - 4th September 2011

—▲	Start Line
▣	Finish "Line"
Start Line Offset	0,0 m
Int 1 = @	1,547 Km
Int 2 = @	2,860 Km
Circuit Centerline	4,005 Km
Pit in @	0,000 Km
Pit out @	0,200 Km
Pit in to Pit out	0,200 Km
A lap by the Pits	4,015 Km
T = Turn Number	S = Sector



**2011 FIA World Touring Car Championship
FREE PRACTICE 1**

POS	NO	CLS	DRIVER	NAT	CAR	TIME	LAPS	GAP	KPH
1	1		Yvan MULLER	FRA	Chevrolet Cruze 1.6T	1:42.936	10		140.06
2	8		Alain MENU	CHE	Chevrolet Cruze 1.6T	1:43.579	10	0.643	139.19
3	2		Robert HUFF	GBR	Chevrolet Cruze 1.6T	1:43.610	10	0.674	139.15
4	15		Tom CORONEL	NLD	BMW 320 TC	1:43.673	13	0.737	139.07
5	30		Robert DAHLGREN	SWE	Volvo C30 Drive	1:43.885	5	0.949	138.78
6	3		Gabriele TARQUINI	ITA	Sunred SR Leon 1.6T	1:44.041	5	1.105	138.58
7	18		Tiago MONTEIRO	PRT	Sunred SR Leon 1.6T	1:44.183	13	1.247	138.39
8	12	Y	Franz ENGSTLER	DEU	BMW 320 TC	1:44.593	7	1.657	137.84
9	5	Y	Norbert MICHELISZ	HUN	BMW 320 TC	1:44.695	13	1.759	137.71
10	17	Y	Michel NYKJAER	DNK	Sunred SR Leon 1.6T	1:44.921	11	1.985	137.41
11	20	Y	Javier VILLA	ESP	BMW 320 TC	1:45.078	14	2.142	137.21
12	7	Y	Fredy BARTH	CHE	Sunred SR Leon 1.6T	1:45.091	11	2.155	137.19
13	74	Y	Pepe ORIOLA	ESP	Sunred SR Leon 1.6T	1:45.201	11	2.265	137.05
14	26	Y	Stefano D'ASTE	ITA	BMW 320 TC	1:45.204	16	2.268	137.04
15	4	Y	Aleksei DUDUKALO	RUS	Sunred SR Leon 1.6T	1:45.416	9	2.480	136.77
16	10	Y	Yukinori TANIGUCHI	JPN	Chevrolet Cruze 1.6T	1:45.758	13	2.822	136.33
17	11	Y	Kristian POULSEN	DNK	BMW 320 TC	1:45.857	15	2.921	136.20
18	25	Y	Mehdi BENNANI	MAR	BMW 320 TC	1:46.021	15	3.085	135.99
19	64	Y	David SIGACEV	RUS	BMW 320 TC	1:47.123	11	4.187	134.59
20	21	Y	Fabio FABIANI	ITA	BMW 320si	1:50.231	14	7.295	130.79

Valencia

For Media Information Purposes - No Regulatory Value. Car 9 did not participate.

Circuit Length = 4.0050 km.

Weather/Track: Sun 21C/Dry 26C. Car 4 no transponder

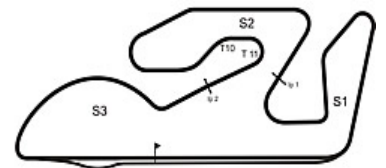
Start: 09:00 End: 09:30

Race Director:	Steward:	Timekeeper:	Issued at:
----------------	----------	-------------	------------

2011 FIA World Touring Car Championship

Free Practice 1 - Sector Analysis Report

Lap	S1 Time	S1 Spd	S2 Time	S2 Spd	S3 Time	S3 Spd	Lap Time	Pit	Lap	S1 Time	S1 Spd	S2 Time	S2 Spd	S3 Time	S3 Spd	Lap Time	Pit
1 MULLER									FRA Chevrolet Cruze 1.6T								
1	11:10.673	87.9	49.337	97.6	47.834		12:47.844	Pit	7	40.948	122.4	36.094	133.3	27.932	194.9	1:44.974	
2	2:56.930	104.9	41.235	115.0	30.285	195.6	4:08.450		8	39.322	120.8	36.128	134.2	38.693		1:54.143	Pit
3	39.278	122.6	35.761	133.8	27.897	196.0	1:42.936		9	5:58.903	104.6	40.426	116.6	30.047	195.2	7:09.376	
4	39.380	123.2	35.872	134.8	27.698	195.6	1:42.950		10	40.242	120.5	36.673	132.7	27.919	195.6	1:44.834	
5	47.443	99.6	40.693	115.4	42.349		2:10.485	Pit									
6	4:43.893	92.0	44.008	115.4	33.088	194.2	6:00.989										
2 HUFF									GBR Chevrolet Cruze 1.6T								
1	11:13.327		49.735	103.6	46.687		12:49.749	Pit	7	41.098	114.7	38.844	126.3	38.331		1:58.273	Pit
2	3:11.641	111.1	39.435	130.6	29.343	196.3	4:20.419		8	5:44.876	111.8	41.234	117.5	29.429	194.2	6:55.539	
3	45.268	118.2	39.286	133.8	28.475	196.7	1:53.029		9	39.698	122.1	36.216	134.6	28.083	194.9	1:43.997	
4	39.719	122.8	36.302	134.2	27.915	196.3	1:43.936		10	39.978	122.4	37.606	130.1	35.688		1:53.272	Pit
5	43.740	109.2	41.522	122.1	29.827	195.2	1:55.089										
6	39.517	122.6	36.219	135.0	27.874	196.3	1:43.610										
3 TARQUINI									ITA Sunred SR Leon 1.6T								
1	11:22.257	114.2	42.029	126.7	39.587		12:43.873	Pit	4	45.323	81.6	40.611	128.2	39.930		2:05.864	Pit
2	5:29.508	117.7	42.411	89.6	30.956		6:42.875		5	3:33.950	116.8	39.182	129.6	28.505	194.9	4:41.637	
3	39.983	121.1	36.006	135.7	28.052	196.0	1:44.041										
4 DUDUKALO									RUS Sunred SR Leon 1.6T								
1							14:25.016	Pit	6							1:46.314	
2							4:03.721		7							1:46.296	
3							1:45.416		8							2:04.445	Pit
4							1:48.683		9							11:26.667	
5							1:45.697										
5 MICHELISZ									HUN BMW 320 TC								
1	11:10.919	112.8	38.095	134.2	28.616	197.8	12:17.630		8	7:04.789	120.1	36.947	134.2	28.199	197.0	8:09.935	
2	40.555	121.0	36.349	139.6	27.874	199.6	1:44.778		9	40.424	119.3	37.230	134.2	28.310	198.1	1:45.964	
3	42.282	121.7	36.511	136.1	28.279	196.3	1:47.072		10	40.394	120.2	37.108	134.6	28.460	196.7	1:45.962	
4	40.358	121.3	36.408	133.1	28.006	198.1	1:44.772		11	40.367	119.8	39.135	131.5	28.737	198.5	1:48.239	
5	41.061	116.8	36.497	136.1	28.133	198.5	1:45.691		12	40.246	121.1	37.395	134.2	28.470	198.1	1:46.111	
6	40.090	120.3	36.302	136.1	28.303	198.1	1:44.695		13	40.443	119.6	37.678	134.2	28.356	197.0	1:46.477	
7	42.383	115.3	39.756	125.5	39.880		2:02.019	Pit									
7 BARTH									CHE Sunred SR Leon 1.6T								
1	12:32.568	121.7	38.105	131.5	28.812	194.2	13:39.485		7	6:48.257	121.3	37.754	132.4	28.551	192.5	7:54.562	
2	41.027	122.5	36.611	132.6	28.209		1:45.847		8	40.701	120.8	36.891	131.5	28.467	193.8	1:46.059	
3	40.606	122.1	36.620	132.0	28.636		1:45.862		9	40.601	120.0	37.112	129.9	38.592		1:56.305	Pit
4	40.317	121.5	36.557	132.0	28.217	192.5	1:45.091		10	3:07.635	120.1	37.177	130.6	28.627	192.8	4:13.439	
5	40.285	119.6	36.804	130.8	28.637	190.1	1:45.726		11	40.686	120.0	37.171	130.2	28.629	193.5	1:46.486	
6	40.826	120.0	36.877	131.3	37.349		1:55.052	Pit									



Weather/Track: Sun 21C/Dry 26C

Circuit Length - 4.0050 kilometres
Valencia

2011 FIA World Touring Car Championship

Free Practice 1 - Sector Analysis Report

Lap S1 Time S1 Spd S2 Time S2 Spd S3 Time S3 Spd Lap Time Pit Lap S1 Time S1 Spd S2 Time S2 Spd S3 Time S3 Spd Lap Time Pit

8 MENU CHE							Chevrolet Cruze 1.6T								
1	11:04.156	118.6	37.527	132.6	28.360	194.5	12:10.043	7	42.974	121.0	36.875	131.3	28.152	192.8	1:48.001
2	43.496	83.4	39.246	129.2	28.061	194.9	1:50.803	8	40.029	120.0	36.780	132.7	28.152	192.8	1:54.400 Pit
3	39.765	122.9	36.026	135.0	27.788	196.0	1:43.579	9	4:54.029	118.3	38.184	130.1	28.413	194.5	6:00.626
4	39.688	121.1	36.112	134.6	27.881	194.5	1:43.681	10	39.868	120.2	36.356	133.5	28.123	195.2	1:44.347
5	42.595	113.8	38.429	128.2	36.205		1:57.229 Pit								
6	8:49.222	107.4	40.347	125.9	28.195	194.5	9:57.764								

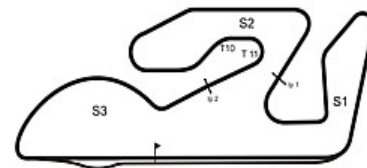
10 TANIGUCHI JPN							Chevrolet Cruze 1.6T Y								
1	11:27.012	115.2	40.167	126.8	44.280		12:51.459 Pit	8	5:57.528	117.0	36.872	133.1	28.447	192.1	7:02.847
2	2:34.908	113.3	37.426	132.0	28.363	193.2	3:40.697	9	40.709	115.6	37.140	131.1	29.037	189.8	1:46.886
3	40.294	121.1	37.558	123.0	28.910	190.8	1:46.762	10	41.109	114.1	37.118	130.4	29.052	191.8	1:47.279
4	40.262	119.1	36.866	131.3	28.714	191.8	1:45.842	11	41.513	110.6	38.030	128.0	29.037	194.5	1:48.580
5	40.376	119.7	36.841	132.7	28.541	192.8	1:45.758	12	43.424	115.5	37.304	130.1	29.025	194.2	1:49.753
6	40.637	118.1	36.894	133.3	28.727	190.1	1:46.258	13	41.329	111.9	37.916	128.4	35.115	167.7	1:54.360
7	41.646	118.2	37.118	130.2	34.393		1:53.157 Pit								

11 POULSEN DNK							BMW 320 TC Y								
1	11:35.387	115.2	46.253	127.0	36.645	107.8	12:58.285	9	42.666	120.7	36.801	131.5	28.382	195.6	1:47.849
2	44.159	119.2	37.422	130.1	28.363	197.0	1:49.944	10	41.039	119.5	36.961	131.3	28.395	196.3	1:46.395
3	41.187	120.6	36.658	134.6	28.079	198.5	1:45.924	11	40.890	119.0	37.025	132.6	28.209	196.3	1:46.124
4	40.958	121.1	36.590	132.9	28.309	197.4	1:45.857	12	41.281	119.1	37.012	132.9	28.307	196.3	1:46.600
5	40.961	117.9	36.913	133.5	28.073	196.7	1:45.947	13	41.258	119.0	37.439	132.6	28.333	196.0	1:47.030
6	42.686	118.7	37.350	130.1	28.331	196.0	1:48.367	14	41.082	119.2	36.908	132.6	28.445	194.9	1:46.435
7	41.085	121.1	36.808	133.7	40.149		1:58.042 Pit	15	40.879	119.0	36.885	133.7	28.210	197.0	1:45.974
8	3:25.070	98.7	44.042	118.1	33.796	193.2	4:42.908								

12 ENGSTLER DEU							BMW 320 TC Y								
1	11:10.420	109.1	41.291	123.1	42.455		12:34.166 Pit	5	40.180	121.3	36.454	134.0	27.959	197.0	1:44.593
2	1:51.686	121.1	37.313	131.1	30.703		2:59.702	6	40.233	122.1	37.153	132.0	28.203	197.4	1:45.589
3	40.107	120.2	36.943	132.7	28.117		1:45.167	7	40.164	121.7	36.976	133.5	28.649	196.0	1:45.789
4	40.190	121.1	36.582	134.4	28.052		1:44.824								

15 CORONEL NLD							BMW 320 TC								
1	11:07.136	119.0	37.241	134.4	28.402	196.3	12:12.779	8	39.808	122.4	36.034	135.3	27.831	196.3	1:43.673
2	40.279	118.7	36.693	133.3	27.951	197.0	1:44.923	9	45.909	107.5	38.797	135.7	28.863	196.7	1:53.569
3	42.607	114.5	37.124	134.6	36.150	175.8	1:55.881	10	40.085	120.8	36.042	135.5	27.940	197.0	1:44.067
4	44.884	114.9	38.894	131.8	28.662	196.7	1:52.440	11	43.363	106.3	41.711	128.7	39.801		2:04.875 Pit
5	40.366	120.8	36.338	133.8	28.181	197.8	1:44.885	12	2:41.722	118.6	40.353	130.9	29.426	196.3	3:51.501
6	41.654	118.6	40.193	116.9	39.923		2:01.770 Pit	13	40.349	120.6	36.851	135.0	2:19.042		3:36.242 Pit
7	4:52.381	105.3	41.103	129.4	29.007	196.0	6:02.491								

17 NYKJAER DNK							Sunred SR Leon 1.6T Y								
1	11:25.213	111.5	41.851	120.5	31.520	193.2	12:38.584	7	42.219	117.9	36.698	132.4	29.016	197.0	1:47.933
2	42.484	115.5	37.685	129.6	28.801	196.0	1:48.970	8	43.263	115.5	37.719	130.2	28.910	197.8	1:49.892
3	40.384	119.2	36.526	132.2	28.423		1:45.333	9	40.516	117.9	36.989	131.5	37.279		1:54.784 Pit
4	40.624	110.2	37.008	130.2	35.869		1:53.501 Pit	10	4:09.311	113.2	37.347	129.6	28.633	198.1	5:15.291
5	7:16.126	115.4	37.537	128.9	28.281	196.7	8:21.944	11	40.966	116.8	36.700	133.1	28.305	197.4	1:45.971
6	40.455	120.2	36.274	132.9	28.192	197.8	1:44.921								



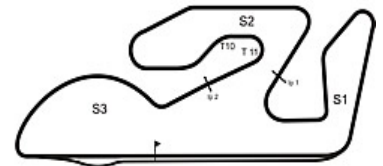
Weather/Track: Sun 21C/Dry 26C

Circuit Length - 4.0050 kilometres
Valencia

2011 FIA World Touring Car Championship

Free Practice 1 - Sector Analysis Report

Lap	S1 Time	S1 Spd	S2 Time	S2 Spd	S3 Time	S3 Spd	Lap Time	Pit	Lap	S1 Time	S1 Spd	S2 Time	S2 Spd	S3 Time	S3 Spd	Lap Time	Pit
18 MONTEIRO PRT Sunred SR Leon 1.6T																	
1	11:24.177	112.8	41.222	125.4	40.424		12:45.823	Pit	8	40.565	120.5	36.698	130.8	28.280	196.0	1:45.543	
2	2:34.524	114.7	38.063	131.3	28.180		3:40.767		9	40.385	118.6	36.855	131.7	28.209	197.0	1:45.449	
3	40.002	120.6	36.459	132.4	27.868		1:44.329		10	41.496	112.9	39.158	128.9	34.352		1:55.006	Pit
4	40.009	118.6	36.238	133.1	27.936		1:44.183		11	2:51.328	117.5	37.720	128.4	28.462	196.7	3:57.510	
5	42.340	115.4	39.440	124.7	37.815		1:59.595	Pit	12	40.190	119.6	38.567	131.8	28.322	197.4	1:47.079	
6	3:55.028	101.3	38.599	127.8	28.963	196.3	5:02.590		13	40.590	120.0	36.951	132.4	1:19.324		2:36.865	Pit
7	40.062	120.0	36.468	134.2	28.132	195.2	1:44.662										
20 VILLA E SP MW 320 TC Y																	
1	11:11.406	110.3	38.311	131.8	35.097		12:24.814	Pit	9	4:49.179	120.2	37.079	132.9	28.323	196.0	5:54.581	
2	2:03.911	121.9	36.687	133.3	31.339	197.0	3:11.937		10	40.475	121.7	36.726	135.3	28.510	196.7	1:45.711	
3	40.689	123.0	36.353	135.3	28.164	196.7	1:45.206		11	40.267	121.7	36.841	133.8	28.339	196.7	1:45.447	
4	40.242	122.4	36.427	134.2	28.409	198.1	1:45.078		12	40.660	122.1	37.036	134.4	28.502	197.4	1:46.198	
5	40.347	123.4	37.378	130.8	28.859	197.4	1:46.584		13	47.034	103.1	39.122	131.8	28.965	197.0	1:55.121	
6	40.587	122.2	36.916	134.6	28.290	197.0	1:45.793		14	40.649	121.7	36.907	133.8	28.355	197.0	1:45.911	
7	40.446	121.5	36.734	134.0	28.992	185.2	1:46.172										
8	41.782	119.8	39.680	128.2	39.686		2:01.148	Pit									
21 FABIANI ITA BMW 320si Y																	
1	11:15.783	105.6	41.306	126.3	30.936	185.5	12:28.025		9	41.856	116.7	39.300	117.6	30.099	187.1	1:51.255	
2	44.448	110.4	39.288	126.0	29.923	187.1	1:53.659		10	42.409	110.0	38.144	127.0	29.678	185.5	1:50.231	
3	42.762	115.4	38.636	121.9	29.682	187.5	1:51.080		11	42.546	114.2	38.181	126.5	29.545	187.5	1:50.272	
4	42.496	115.4	38.457	122.5	29.787	187.5	1:50.740		12	42.321	114.3	1:06.801	91.6	50.239		2:39.361	Pit
5	42.641	115.4	38.285	126.3	29.656	187.8	1:50.582		13	3:03.501	113.3	38.706	123.6	30.027	187.1	4:12.234	
6	42.388	114.3	38.218	123.1	29.629	186.5	1:50.235		14	42.162	113.4	38.827	126.2	30.389	187.8	1:51.378	
7	42.455	113.8	38.593	126.2	29.805	186.2	1:50.853										
8	44.583	113.8	59.054	115.9	31.331	185.2	2:14.968										
25 BENNANI MAR BMW 320 TC Y																	
1	11:11.711	110.5	38.548	132.4	30.327	194.9	12:20.586		9	41.395	121.7	37.403	132.2	28.719	195.2	1:47.517	
2	41.355	122.1	37.370	125.2	29.045	196.3	1:47.770		10	41.630	117.7	36.783	133.8	28.474	195.2	1:46.887	
3	42.235	115.4	36.674	136.3	28.779	196.7	1:47.688		11	41.602	120.8	37.009	133.8	32.272	156.2	1:50.883	
4	40.309	118.3	36.696	134.4	29.016	196.0	1:46.021		12	47.362	119.5	37.049	132.7	38.028		2:02.439	Pit
5	40.764	122.1	36.851	133.1	28.491	197.8	1:46.106		13	3:08.676	118.7	37.667	130.4	29.032	196.3	4:15.375	
6	40.764	113.6	37.387	132.7	28.476	196.0	1:46.627		14	40.760	120.0	37.020	132.4	28.532	196.0	1:46.312	
7	41.268	119.5	36.674	132.4	28.582	194.9	1:46.524		15	41.011	120.7	37.263	131.7	28.954	196.0	1:47.228	
8	41.046	120.0	36.989	131.5	28.270	194.5	1:46.305										
26 D'ASTE ITA BMW 320 TC Y																	
1	11:13.479	101.1	40.308	130.6	29.643	193.8	12:23.430		10	40.653	119.1	37.249	126.2	28.527	195.6	1:46.429	
2	40.478	119.6	36.691	133.3	28.035	197.4	1:45.204		11	40.215	120.7	37.560	133.8	28.742	197.4	1:46.517	
3	40.181	118.6	36.682	133.8	28.726	194.9	1:45.589		12	40.647	119.3	36.992	134.6	28.331	197.0	1:45.970	
4	40.320	122.2	36.489	132.6	28.840	194.2	1:45.649		13	40.248	119.5	36.815	134.0	28.473	196.0	1:45.536	
5	47.932	119.8	38.255	124.6	43.333		2:09.520	Pit	14	40.321	118.5	37.088	131.5	28.483	198.5	1:45.892	
6	2:42.991	120.3	37.054	132.4	28.403	195.6	3:48.448		15	41.536	117.3	38.518	128.9	28.946	196.0	1:49.000	
7	40.933	119.7	41.405	102.3	33.217	196.0	1:55.555		16	40.815	112.8	37.156	133.5	28.823	197.0	1:46.794	
8	40.092	120.7	37.404	133.8	29.140	192.5	1:46.636										
9	40.283	119.5	36.761	131.5	28.357	196.0	1:45.401										



Weather/Track: Sun 21C/Dry 26C

Circuit Length - 4.0050 kilometres
Valencia

2011 FIA World Touring Car Championship

Free Practice 1 - Sector Analysis Report

Lap S1 Time S1 Spd S2 Time S2 Spd S3 Time S3 Spd Lap Time Pit Lap S1 Time S1 Spd S2 Time S2 Spd S3 Time S3 Spd Lap Time Pit

30 DAHLGREN

SWE

Volvo C30 Drive

1	11:15.594	120.6	40.406	135.9	29.428	199.6	12:25.428		4	39.976	123.2	36.450	134.8	28.221	197.4	1:44.647
2	40.028	120.8	36.003	136.9	27.854	200.0	1:43.885		5	40.358	122.8	36.495	134.6	28.063	199.2	1:44.916
3	40.257	121.1	36.271	135.9	28.313	199.2	1:44.841									

64 SIGACEV

RUS

BMW 320 TC

Y

1	11:29.710	114.9	39.928	130.4	32.278	195.6	12:41.916		7	41.747	119.8	37.481	128.5	30.378	194.9	1:49.606
2	42.382	117.7	37.601	130.4	29.259	194.5	1:49.242		8	41.506	118.5	37.104	132.9	28.513	196.3	1:47.123
3	44.246	117.6	46.232	112.8	47.878		2:18.356 Pit		9	45.560	117.1	38.435	132.0	43.387		2:07.382 Pit
4	2:56.074	118.5	38.433	122.1	30.379	196.0	4:04.886		10	3:39.912	118.8	39.098	132.2	29.047	194.5	4:48.057
5	41.919	120.0	37.745	132.2	28.880	196.0	1:48.544		11	42.002	118.6	37.867	131.7	37.195		1:57.064 Pit
6	41.147	117.1	37.258	131.8	28.786	196.7	1:47.191									

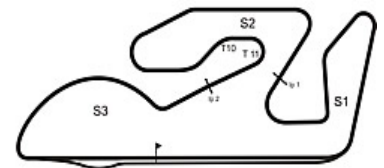
74 ORIOLA

ESP

Sunred SR Leon 1.6T

Y

1	11:26.381	104.4	42.289	120.0	32.720	185.2	12:41.390		7	4:06.230	114.5	38.744	126.3	28.753	192.8	5:13.727
2	46.966	83.7	41.401	114.2	38.894		2:07.261 Pit		8	40.358	121.0	36.596	133.3	28.247	194.2	1:45.201
3	5:52.368	116.8	39.924	125.5	28.773	192.5	7:01.065		9	40.236	120.3	39.936	116.2	29.480	194.2	1:49.652
4	40.743	123.4	36.618	134.4	28.308	193.8	1:45.669		10	40.666	118.5	36.936	132.9	28.423	193.8	1:46.025
5	40.476	119.0	36.591	133.3	28.777	186.2	1:45.844		11	40.634	119.7	37.042	133.5	36.663		1:54.339 Pit
6	40.567	119.8	36.832	133.3	38.484		1:55.883 Pit									



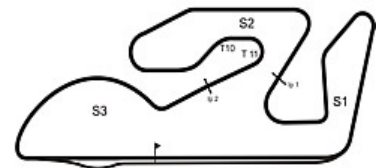
Weather/Track: Sun 21C/Dry 26C

Circuit Length - 4.0050 kilometres
Valencia

2011 FIA World Touring Car Championship

Free Practice 1 - Best Sector Speeds Report

SECTOR 1					SECTOR 2					SECTOR 3				
POS	NO	NAME	SPEED	LAP	NO	NAME	SPEED	LAP	NO	NAME	SPEED	LAP		
1	20	VILLA E	123.4	5	5	MICHELISZ	139.6	2	30	DAHLGREN	200.0	2		
2	74	ORIOLA	123.4	4	30	DAHLGREN	136.9	2	5	MICHELISZ	199.6	2		
3	1	MULLER	123.2	4	25	BENNANI	136.3	3	11	POULSEN	198.5	3		
4	30	DAHLGREN	123.2	4	3	TARQUINI	135.7	3	26	D'ASTE	198.5	14		
5	8	MENU	122.9	3	15	CORONEL	135.7	9	17	NYKJAER	198.1	10		
6	2	HUFF	122.8	4	20	VILLA E	135.3	3	20	VILLA E	198.1	4		
7	7	BARTH	122.5	2	2	HUFF	135.0	6	15	CORONEL	197.8	5		
8	15	CORONEL	122.4	8	8	MENU	135.0	3	25	BENNANI	197.8	5		
9	26	D'ASTE	122.2	4	1	MULLER	134.8	4	12	ENGSTLER	197.4	6		
10	12	ENGSTLER	122.1	6	11	POULSEN	134.6	3	18	MONTEIRO	197.4	12		
11	25	BENNANI	122.1	2	26	D'ASTE	134.6	12	2	HUFF	196.7	3		
12	5	MICHELISZ	121.7	3	12	ENGSTLER	134.4	4	64	SIGACEV	196.7	6		
13	3	TARQUINI	121.1	3	74	ORIOLA	134.4	4	1	MULLER	196.0	3		
14	10	TANIGUCHI	121.1	3	18	MONTEIRO	134.2	7	3	TARQUINI	196.0	3		
15	11	POULSEN	121.1	4	10	TANIGUCHI	133.3	6	8	MENU	196.0	3		
16	18	MONTEIRO	120.6	3	17	NYKJAER	133.1	11	10	TANIGUCHI	194.5	11		
17	17	NYKJAER	120.2	6	64	SIGACEV	132.9	8	7	BARTH	194.2	1		
18	64	SIGACEV	120.0	5	7	BARTH	132.6	2	74	ORIOLA	194.2	8		
19	21	FABIANI	116.7	9	21	FABIANI	127.0	10	21	FABIANI	187.8	5		



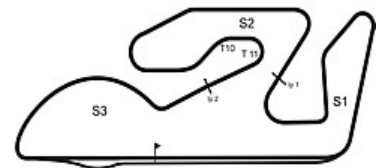
Weather/Track: Sun 21C/Dry 26C

Circuit Length - 4.0050 kilometres
Valencia

2011 FIA World Touring Car Championship Free Practice 1 - Best Sector Times Report

POS	NO	SECTOR 1		SECTOR 2		SECTOR 3		NO	NAME	IDEAL/BEST LAP COMPARISON			DIFF		
		TIME	LAP	NO	TIME	LAP	NO			TIME	LAP	NO		IDEAL	BEST
1	1	39.278	3	1	35.761	3	1	27.698	4	1	MULLER	1:42.737	1:42.936	3	+ 0.199
2	2	39.517	6	30	36.003	2	8	27.788	3	8	MENU	1:43.502	1:43.579	3	+ 0.077
3	8	39.688	4	3	36.006	3	15	27.831	8	2	HUFF	1:43.607	1:43.610	6	+ 0.003
4	15	39.808	8	8	36.026	3	30	27.854	2	15	CORONEL	1:43.673	1:43.673	8	+ 0.000
5	30	39.976	4	15	36.034	8	18	27.868	3	30	DAHLGREN	1:43.833	1:43.885	2	+ 0.052
6	3	39.983	3	2	36.216	9	2	27.874	6	3	TARQUINI	1:44.041	1:44.041	3	+ 0.000
7	18	40.002	3	18	36.238	4	5	27.874	2	18	MONTEIRO	1:44.108	1:44.183	4	+ 0.075
8	5	40.090	6	17	36.274	6	12	27.959	5	5	MICHELISZ	1:44.266	1:44.695	6	+ 0.429
9	26	40.092	8	5	36.302	6	26	28.035	2	12	ENGSTLER	1:44.520	1:44.593	5	+ 0.073
10	12	40.107	3	20	36.353	3	3	28.052	3	26	D'ASTE	1:44.616	1:45.204	2	+ 0.588
11	74	40.236	9	12	36.454	5	11	28.073	5	20	VILLA E	1:44.759	1:45.078	4	+ 0.319
12	20	40.242	4	26	36.489	4	20	28.164	3	17	NYKJAER	1:44.850	1:44.921	6	+ 0.071
13	10	40.262	4	7	36.557	4	17	28.192	6	7	BARTH	1:45.051	1:45.091	4	+ 0.040
14	7	40.285	5	11	36.590	4	7	28.209	2	74	ORIOLA	1:45.074	1:45.201	8	+ 0.127
15	25	40.309	4	74	36.591	5	74	28.247	8	25	BENNANI	1:45.253	1:46.021	4	+ 0.768
16	17	40.384	3	25	36.674	3	25	28.270	8	10	TANIGUCHI	1:45.466	1:45.758	5	+ 0.292
17	11	40.879	15	10	36.841	5	10	28.363	2	11	POULSEN	1:45.542	1:45.857	4	+ 0.315
18	64	41.147	6	64	37.104	8	64	28.513	8	64	SIGACEV	1:46.764	1:47.123	8	+ 0.359
19	21	41.856	9	21	38.144	10	21	29.545	11	21	FABIANI	1:49.545	1:50.231	10	+ 0.686

'Perfect Lap' - 1:42.737



Weather/Track: Sun 21C/Dry 26C

Circuit Length - 4.0050 kilometres
Valencia

**2011 FIA World Touring Car Championship
FREE PRACTICE 2**

POS	NO	CLS	DRIVER	NAT	CAR	TIME	LAPS	GAP	KPH
1	1		Yvan MULLER	FRA	Chevrolet Cruze 1.6T	1:43.050	11		139.91
2	8		Alain MENU	CHE	Chevrolet Cruze 1.6T	1:43.954	11	0.904	138.69
3	2		Robert HUFF	GBR	Chevrolet Cruze 1.6T	1:43.975	12	0.925	138.66
4	18		Tiago MONTEIRO	PRT	Sunred SR Leon 1.6T	1:44.191	14	1.141	138.38
5	74	Y	Pepe ORIOLA	ESP	Sunred SR Leon 1.6T	1:44.515	13	1.465	137.95
6	11	Y	Kristian POULSEN	DNK	BMW 320 TC	1:44.873	14	1.823	137.48
7	3		Gabriele TARQUINI	ITA	Sunred SR Leon 1.6T	1:44.896	13	1.846	137.45
8	15		Tom CORONEL	NLD	BMW 320 TC	1:45.091	15	2.041	137.19
9	4	Y	Aleksei DUDUKALO	RUS	Sunred SR Leon 1.6T	1:45.272	12	2.222	136.95
10	10	Y	Yukinori TANIGUCHI	JPN	Chevrolet Cruze 1.6T	1:45.366	14	2.316	136.83
11	20	Y	Javier VILLA	ESP	BMW 320 TC	1:45.384	12	2.334	136.81
12	12	Y	Franz ENGSTLER	DEU	BMW 320 TC	1:45.526	15	2.476	136.63
13	30		Robert DAHLGREN	SWE	Volvo C30 Drive	1:45.609	4	2.559	136.52
14	7	Y	Fredy BARTH	CHE	Sunred SR Leon 1.6T	1:45.734	13	2.684	136.36
15	5	Y	Norbert MICHELISZ	HUN	BMW 320 TC	1:45.807	13	2.757	136.26
16	9	Y	Darryl O'YOUNG	HKG	Chevrolet Cruze 1.6T	1:45.883	14	2.833	136.16
17	17	Y	Michel NYKJAER	DNK	Sunred SR Leon 1.6T	1:45.968	9	2.918	136.06
18	64	Y	David SIGACEV	RUS	BMW 320 TC	1:46.705	11	3.655	135.12
19	26	Y	Stefano D'ASTE	ITA	BMW 320 TC	1:46.942	13	3.892	134.82
20	21	Y	Fabio FABIANI	ITA	BMW 320si	1:52.175	4	9.125	128.53
21	25	Y	Mehdi BENNANI	MAR	BMW 320 TC	12:41.101	1	10:58.051	18.94

Valencia

For Media Information Purposes - No Regulatory Value.

Circuit Length = 4.0050 km.

Weather/Track: Sun 24C/Dry 37C

Start: 11:30 End: 12:16

Race Director:	Steward:	Timekeeper:	Issued at:
----------------	----------	-------------	------------

2011 FIA World Touring Car Championship

Free Practice 2 - Sector Analysis Report

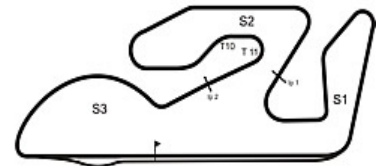
Lap S1 Time S1 Spd S2 Time S2 Spd S3 Time S3 Spd Lap Time Pit Lap S1 Time S1 Spd S2 Time S2 Spd S3 Time S3 Spd Lap Time Pit

3 TARQUINI				ITA				Sunred SR Leon 1.6T							
1	11:08.343	115.5	42.586	126.0	29.840	203.0	12:20.769	12	40.768	123.8	36.993	136.1	30.276	203.0	1:48.037
2	42.734	121.6	37.929	135.5	28.609	201.1	1:49.272	13	40.835	121.7	37.094	133.3	28.113	205.7	1:46.042
3	40.869	122.9	37.052	135.3	28.056	204.5	1:45.977	14	42.952	121.3	37.220	135.1	28.365	204.9	1:48.537
4	40.395	120.3	36.925	135.5	28.018	204.5	1:45.338	15	40.859	121.5	37.711	132.6	30.875	203.3	1:49.445
5	40.422	121.7	36.897	135.5	28.168	203.3	1:45.487	16	41.443	120.8	37.238	132.9	28.268	204.9	1:46.949
6	41.390	118.8	38.602	135.5	28.272	205.3	1:48.264	17	40.884	120.6	37.225	135.5	28.643	204.9	1:46.752
7	40.227	121.5	37.887	131.8	33.467		1:51.581 Pit	18	40.571	121.2	37.796	135.0	28.107	206.8	1:46.474
8	2:21.708	122.1	37.046	136.3	28.530	204.9	3:27.284	19	1:13.875	118.7	39.109	133.7	28.292	206.1	2:21.276
9	41.371	118.7	37.429	134.8	28.973	204.1	1:47.773	20	41.092	121.5	37.565	133.5	29.299	204.5	1:47.956
10	41.091	121.9	36.910	135.3	28.209	204.5	1:46.210	21	41.103	121.3	37.421	133.1	28.287	206.1	1:46.811
11	40.567	122.9	37.019	133.8	28.336	202.6	1:45.922								

4 DUDUKALO				RUS				Sunred SR Leon 1.6T				Y			
1	11:37.352	104.0	45.382	122.4	33.877	198.8	12:56.611	12	44.967	117.3	39.556	129.7	29.942	202.6	1:54.465
2	46.617	113.0	43.730	124.9	30.501	201.8	2:00.848	13	43.469	115.7	39.589	128.9	29.664	203.3	1:52.722
3	44.405	114.2	39.530	129.9	30.626	204.5	1:54.561	14	43.964	118.7	39.213	127.2	29.625	202.6	1:52.802
4	46.554	113.8	41.736	126.3	32.771	203.7	2:01.061	15	43.233	117.9	38.927	132.0	29.411	201.8	1:51.571
5	43.968	114.0	40.052	126.2	30.540	198.8	1:54.560	16	43.944	117.9	40.308	130.4	30.723	200.0	1:54.975
6	44.619	111.3	39.208	127.7	30.094	200.7	1:53.921	17	44.529	117.9	40.247	131.8	29.699	202.6	1:54.475
7	43.512	114.2	39.157	128.5	36.486		1:59.155 Pit	18	43.733	117.5	39.437	128.5	31.387	203.3	1:54.557
8	1:38.587	114.8	39.283	127.7	29.509	203.0	2:47.379	19	43.543	118.2	39.016	130.4	29.680	201.8	1:52.239
9	44.440	116.7	40.476	127.7	29.507	204.5	1:54.423	20	44.033	118.6	39.216	133.8	29.809	197.0	1:53.058
10	43.462	114.2	39.674	131.7	29.597	203.3	1:52.733								
11	44.018	116.5	39.534	130.4	29.975	201.4	1:53.527								

5 MICHELISZ				HUN				BMW 320 TC				Y			
1	11:33.505	108.2	43.829	120.8	33.572	199.6	12:50.906	12	42.432	115.4	38.112	132.0	29.191	203.7	1:49.735
2	44.255	111.1	41.259	126.3	31.071	201.4	1:56.585	13	42.116	120.7	37.914	132.7	28.975	203.7	1:49.005
3	46.609	113.8	41.907	126.7	32.680	201.4	2:01.196	14	42.299	120.5	38.777	123.8	31.889	202.2	1:52.965
4	46.046	106.2	41.764	101.0	30.506	202.6	1:58.316	15	43.942	118.5	37.670	130.8	29.708	203.7	1:51.320
5	42.869	114.7	37.668	133.7	29.291	204.5	1:49.828	16	42.326	114.1	38.008	128.9	29.382	204.5	1:49.716
6	43.464	115.8	38.345	132.6	29.156	203.3	1:50.965	17	41.932	119.8	37.644	132.7	29.015	203.7	1:48.591
7	42.400	116.5	38.123	130.9	28.863	204.5	1:49.386	18	43.287	118.8	38.588	135.1	42.775	179.1	2:04.650
8	42.483	111.6	38.348	132.4	41.864	171.9	2:02.695	19	44.188	115.7	38.009	131.5	29.158	202.2	1:51.355
9	49.088	114.7	40.896	125.0	39.131		2:09.115 Pit	20	42.010	118.1	37.968	132.2	28.701	202.6	1:48.679
10	2:04.826	113.9	38.910	123.3	30.344	204.5	3:14.080								
11	42.536	117.6	39.687	129.7	29.656	200.0	1:51.879								

7 BARTH				CHE				Sunred SR Leon 1.6T				Y			
1	12:17.463	115.5	40.479	131.7	30.538	203.7	13:28.480	11	41.619	119.0	37.250	131.8	28.433	206.8	1:47.302
2	43.186	121.2	37.946	134.2	28.347	205.7	1:49.479	12	41.274	121.2	37.943	130.8	28.404	206.5	1:47.621
3	43.851	118.5	37.486	133.1	36.567		1:57.904 Pit	13	41.359	119.8	37.526	134.0	28.362	207.6	1:47.247
4	1:45.087	120.8	37.395	133.5	28.679	204.1	2:51.161	14	45.266	116.3	38.587	132.7	38.281		2:02.134 Pit
5	43.186	121.2	37.805	132.0	29.061	206.8	1:50.052	15	3:24.319	117.5	38.809	127.8	32.466	205.7	4:35.594
6	42.615	118.7	38.327	130.8	28.475	206.5	1:49.417	16	41.503	118.3	37.950	131.8	28.226	206.8	1:47.679
7	41.135	117.9	37.602	136.7	28.347	207.6	1:47.084	17	44.551	122.1	37.654	129.7	28.769	206.8	1:50.974
8	41.969	120.8	37.416	132.7	28.312	206.5	1:47.697	18	42.472	121.9	37.403	132.2	29.571	160.7	1:49.446
9	41.808	120.3	37.647	130.4	28.522	206.5	1:47.977	19	49.807	79.0	43.197	129.4	38.536		2:11.540 Pit
10	41.475	120.5	37.562	134.4	28.423	205.7	1:47.460								



Weather/Track: Sun 24C/Dry 37C

Circuit Length - 4.0050 kilometres
Valencia

2011 FIA World Touring Car Championship

Free Practice 2 - Sector Analysis Report

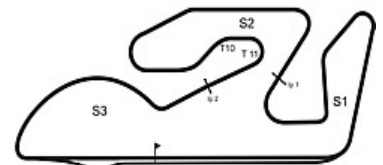
Lap S1 Time S1 Spd S2 Time S2 Spd S3 Time S3 Spd Lap Time Pit Lap S1 Time S1 Spd S2 Time S2 Spd S3 Time S3 Spd Lap Time Pit

8 MENU				CHE				Chevrolet Cruze 1.6T							
1	11:37.743	107.1	41.961	133.7	32.957	202.2	12:52.661	11	41.755	122.5	37.871	135.0	28.892	201.8	1:48.518
2	43.859	120.5	40.090	128.2	34.827	204.5	1:58.776	12	42.014	121.9	37.989	132.7	28.783	203.7	1:48.786
3	42.895	116.3	40.391	129.9	28.770	203.0	1:52.056	13	41.996	122.9	37.820	135.9	29.333	200.7	1:49.149
4	41.772	124.1	37.832	134.8	28.704	205.3	1:48.308	14	42.218	121.5	37.705	135.1	29.099	201.4	1:49.022
5	41.942	122.8	37.976	130.6	37.683		1:57.601 Pit	15	42.531	121.5	38.178	134.8	29.054	205.3	1:49.763
6	2:07.859	116.3	37.980	135.1	29.005	205.3	3:14.844	16	41.916	120.8	37.817	136.9	29.196	204.5	1:48.929
7	42.172	120.7	37.539	132.0	28.926	205.3	1:48.637	17	42.097	121.1	38.123	134.8	39.755		1:59.975 Pit
8	43.298	120.0	38.084	133.7	28.922	206.1	1:50.304	18	3:33.329	117.4	38.347	133.8	29.166	204.1	4:40.842
9	46.718	111.6	39.535	135.0	29.180	204.9	1:55.433	19	42.345	120.6	38.107	130.8	42.338		2:02.790 Pit
10	42.631	122.2	37.719	134.6	28.439	205.7	1:48.789								

9 O'YOUNG				HKG				Chevrolet Cruze 1.6T				Y			
1	11:39.241	91.7	51.767	119.7	36.273	198.5	13:07.281	11	44.411	120.5	40.318	129.9	30.360	203.0	1:55.089
2	51.900	114.5	43.932	126.8	33.314	198.8	2:09.146	12	44.140	120.7	40.492	122.5	30.587	204.9	1:55.219
3	50.239	112.8	43.426	128.9	41.536		2:15.201 Pit	13	45.861	117.0	40.076	123.6	31.586	200.3	1:57.523
4	1:39.103	114.3	43.220	126.2	32.286	200.3	2:54.609	14	44.460	120.5	41.246	124.6	42.107		2:07.813 Pit
5	46.024	117.4	42.092	132.0	31.426	201.4	1:59.542	15	2:04.876	117.4	41.532	118.8	30.785	203.0	3:17.193
6	47.534	106.3	43.664	126.8	31.936	201.1	2:03.134	16	44.785	116.1	42.711	128.2	30.168	203.3	1:57.664
7	46.266	117.6	41.705	128.9	32.060	201.8	2:00.031	17	43.926	119.3	40.025	128.0	30.072	202.6	1:54.023
8	46.277	112.8	42.143	128.0	31.166	201.4	1:59.586	18	43.843	117.5	39.809	129.7	29.946	203.0	1:53.598
9	45.487	119.2	41.252	126.0	30.882	200.0	1:57.621	19	44.615	117.0	39.447	126.0	44.351		2:08.413 Pit
10	44.760	116.9	42.179	130.2	31.067	204.1	1:58.006								

11 POULSEN				DNK				BMW 320 TC				Y			
1	11:24.380	105.4	46.276	122.5	34.443	198.5	12:45.099	11	46.060	111.0	40.441	129.2	31.136	200.3	1:57.637
2	47.635	110.3	42.374	130.1	31.326	199.2	2:01.335	12	45.450	112.6	40.930	128.7	30.813	201.8	1:57.193
3	47.519		43.983	130.6	31.828	200.0	2:03.330	13	54.728	112.5	41.113	130.4	31.167	200.3	2:07.008
4	50.028	108.6	42.402	128.9	31.822	201.4	2:04.252	14	46.474	117.3	42.168	129.9	31.147	197.8	1:59.789
5	46.743	111.4	42.264	126.8	31.944	199.6	2:00.951	15	44.964	110.2	40.183	131.5	33.605	201.1	1:58.752
6	45.727	113.0	40.303	131.1	30.602	200.7	1:56.632	16	45.031	111.3	41.145	131.3	31.847	194.5	1:58.023
7	44.809	112.9	40.431	120.4	32.061	201.1	1:57.301	17	47.049	114.1	41.059	129.0	30.875	200.7	1:58.983
8	46.353	115.7	42.045	129.2	42.474		2:10.872 Pit	18	44.922	116.1	41.090	124.1	30.476	200.3	1:56.488
9	2:10.144	107.5	40.884	129.2	30.968	200.3	3:21.996	19	44.983	112.8	40.417	134.4	30.359	198.8	1:55.759
10	45.065	110.8	40.224	128.2	31.736	201.8	1:57.025								

15 CORONEL				NLD				BMW 320 TC							
1	11:30.642	99.8	47.667	119.4	35.958	198.8	12:54.267	12	45.385	109.2	40.634	127.2	31.142	201.4	1:57.161
2	48.463	108.5	44.711	120.7	33.004	201.4	2:06.178	13	45.158	113.6	53.706	125.9	32.004	201.8	2:10.868
3	46.787	110.5	41.802	126.8	32.328	201.4	2:00.917	14	45.623	113.3	40.883	126.0	31.339	202.2	1:57.845
4	47.953	110.0	42.445	127.5	32.077	201.4	2:02.475	15	46.537	115.6	40.056	128.4	33.806	202.6	2:00.399
5	47.094	111.8	41.884	122.8	32.439	199.6	2:01.417	16	45.059	112.3	40.503	129.2	32.387	204.1	1:57.949
6	46.316	111.7	42.540	129.6	32.034	202.6	2:00.890	17	45.540	109.9	40.477	127.3	31.395	204.5	1:57.412
7	45.543	111.7	41.997	125.9	31.768	203.3	1:59.308	18	45.172	115.8	40.384	127.0	31.154	204.1	1:56.710
8	47.456	111.5	40.692	128.4	31.766	201.1	1:59.914	19	45.597	112.6	40.295	130.1	31.017	203.7	1:56.909
9	46.105	113.9	41.023	125.4	31.513	198.5	1:58.641	20	45.208	113.6	40.086	132.2	31.374	200.7	1:56.668
10	45.534	113.3	40.516	128.4	31.073	201.4	1:57.123								
11	46.044	113.2	40.980	127.2	31.716	201.8	1:58.740								



Weather/Track: Sun 24C/Dry 37C

Circuit Length - 4.0050 kilometres
Valencia

2011 FIA World Touring Car Championship

Free Practice 2 - Sector Analysis Report

Lap S1 Time S1 Spd S2 Time S2 Spd S3 Time S3 Spd Lap Time Pit Lap S1 Time S1 Spd S2 Time S2 Spd S3 Time S3 Spd Lap Time Pit

18 MONTEIRO

PRT

Sunred SR Leon 1.6T

1	11:10.344	110.8	44.862	116.5	39.664		12:34.870	Pit	11	42.215	122.1	38.489	118.1	28.928	204.9	1:49.632
2	2:40.355	117.4	40.894	115.3	31.020	203.0	3:52.269		12	42.568	112.1	38.571	132.2	28.809	204.9	1:49.948
3	43.870	121.2	38.771	131.7	29.286	204.1	1:51.927		13	42.357	121.3	38.240	130.6	28.663	204.1	1:49.260
4	42.853	117.5	38.482	133.3	28.674	205.3	1:50.009		14	42.209	121.2	38.593	132.0	28.958	204.1	1:49.760
5	42.338	119.8	38.393	133.3	28.836	206.1	1:49.567		15	42.706	119.8	39.165	129.6	28.818	205.7	1:50.689
6	42.260	103.8	38.667	129.7	29.014	205.7	1:49.941		16	41.929	121.3	38.298	122.7	28.844	205.7	1:49.071
7	43.177	114.5	40.548	123.3	34.805		1:58.530	Pit	17	42.490	121.1	38.365	133.7	29.189	205.7	1:50.044
8	3:34.978	118.6	39.052	132.4	28.754	206.1	4:42.784		18	42.789	119.3	38.042	132.0	29.078	204.9	1:49.909
9	42.461	114.9	38.970	133.7	29.074	206.8	1:50.505		19	42.458	118.8	38.689	131.5	29.592	198.8	1:50.739
10	42.386	121.3	38.603	131.7	28.904	205.3	1:49.893									

23 TBA

No Team/Car Information

1	11:14.095	114.6	41.227	129.9	30.296	201.1	12:25.618		12	2:28.696	119.2	37.300	134.0	28.236	204.1	3:34.232
2	42.765	118.3	36.903	130.4	28.086	203.3	1:47.754		13	41.353	116.7	37.621	132.4	28.257	203.0	1:47.231
3	40.823	121.1	36.939	134.2	27.825	203.3	1:45.587		14	41.344	117.7	37.140	130.6	28.213	204.9	1:46.697
4	40.556	120.0	36.317	135.1	27.759	203.0	1:44.632		15	41.365	118.2	37.755	132.6	28.498	204.9	1:47.618
5	40.554	120.2	36.499	134.4	28.000	204.1	1:45.053		16	40.717	120.7	37.205	128.0	28.449	204.5	1:46.371
6	40.310	122.2	37.286	134.0	28.156	204.5	1:45.752		17	40.751	121.2	36.985	133.7	27.950	204.5	1:45.686
7	40.252	118.2	37.108	127.3	27.948	204.9	1:45.308		18	41.327	120.8	37.387	137.4	31.194	152.9	1:49.908
8	40.432	117.5	36.940	131.1	35.281		1:52.653	Pit	19	48.343	117.6	38.021	132.2	28.556	204.1	1:54.920
9	3:42.163	123.3	37.328	131.3	28.090	204.5	4:47.581		20	41.219	117.6	37.087	132.6	27.995	204.9	1:46.301
10	40.633	114.3	37.121	133.5	27.875	203.7	1:45.629									
11	50.750	111.3	40.603	124.9	38.099		2:09.452	Pit								

25 BENNANI

MAR

BMW 320 TC

Y

1	11:19.351	98.4	45.322	124.4	34.484	198.8	12:39.157		12	42.443	117.1	40.692	131.7	29.223	203.7	1:52.358
2	45.127	115.2	40.014	131.5	29.544	201.1	1:54.685		13	42.929	115.0	38.079	131.8	29.025	203.0	1:50.033
3	43.266	117.1	38.829	131.5	29.046	201.8	1:51.141		14	42.353	113.4	38.967	133.3	29.130	204.1	1:50.450
4	42.923	116.8	38.826	131.5	29.280	201.8	1:51.029		15	42.633	85.5	40.088	131.8	32.130	204.1	1:54.851
5	42.852	111.9	38.377	133.7	29.287	202.2	1:50.516		16	43.317	118.3	38.863	130.4	29.102	204.5	1:51.282
6	42.725	114.7	38.322	133.1	29.160	202.6	1:50.207		17	42.602	114.7	38.520	132.0	30.382	203.7	1:51.504
7	42.478	118.0	38.773	122.4	30.079	202.2	1:51.330		18	42.568	116.7	39.318	132.0	29.542	203.7	1:51.428
8	42.343	118.1	52.764	106.2	41.850		2:16.957	Pit	19	42.865	116.8	38.306	133.5	28.820	204.9	1:49.991
9	2:33.025	120.0	39.781	128.7	38.868		3:51.674	Pit	20	42.474	115.0	38.427	132.6	28.998	204.9	1:49.899
10	2:04.608	116.5	39.026	131.8	29.433	202.6	3:13.067									
11	42.523	117.6	38.888	131.7	29.059	203.7	1:50.470									

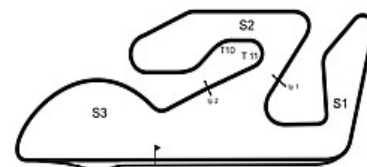
26 D'ASTE

ITA

BMW 320 TC

Y

1	11:17.005	91.5	47.003	117.6	35.107	194.2	12:39.115		7	47.290	110.1	41.176	128.7	31.424	197.0	1:59.890	
2	48.968	110.9	43.202	123.5	33.280	197.0	2:05.450		8	1:03.260	89.6	48.871	113.0	33.869	199.2	2:26.000	
3	47.593	112.0	43.139	123.0	32.815	196.7	2:03.547		9	47.162	112.2	43.049	125.5	31.330	200.7	2:01.541	
4	49.366	109.6	42.434	125.4	33.015	197.8	2:04.815		10	48.871	100.6	46.020	107.1	58.957		2:33.848	Pit
5	47.395	112.5	42.466	114.3	42.116		2:11.977	Pit									
6	2:44.520	92.6	43.598	124.6	31.711	199.2	3:59.829										



Weather/Track: Sun 24C/Dry 37C

Circuit Length - 4.0050 kilometres
Valencia

2011 FIA World Touring Car Championship

Free Practice 2 - Sector Analysis Report

Lap S1 Time S1 Spd S2 Time S2 Spd S3 Time S3 Spd Lap Time Pit Lap S1 Time S1 Spd S2 Time S2 Spd S3 Time S3 Spd Lap Time Pit

30 DAHLGREN

SWE

Volvo C30 Drive

1	11:05.286	89.2	46.456	129.9	34.449	188.8	12:26.191	12	2:07.935	125.2	37.504	135.3	28.919	206.5	3:14.358
2	44.712	117.7	38.815	130.6	29.418	203.0	1:52.945	13	41.353	124.4	37.283	133.5	28.398	206.8	1:47.034
3	42.503	119.8	37.508	135.1	28.780	203.0	1:48.791	14	40.793	122.6	38.149	135.9	33.822		1:52.764 Pit
4	41.529	121.6	37.269	133.8	28.884	202.6	1:47.682	15	3:37.845	120.2	37.753	132.0	32.060	208.8	4:47.658
5	41.487	120.7	37.249	133.3	28.494	204.5	1:47.230	16	41.538	121.3	37.367	135.5	28.318	208.0	1:47.223
6	41.901	121.1	37.424	131.8	28.730	203.7	1:48.055	17	40.926	123.0	36.994	135.7	27.978	206.8	1:45.898
7	41.586	120.3	37.123	132.0	28.490	204.1	1:47.199	18	40.568	123.7	37.519	134.8	27.875	207.2	1:45.962
8	41.602	120.5	37.546	132.0	29.363	205.3	1:48.511	19	41.266	122.1	37.289	134.2	28.511	207.6	1:47.066
9	43.597	118.3	37.812	132.7	28.909	203.7	1:50.318	20	40.959	123.3	37.035	135.0	28.750	206.8	1:46.744
10	41.948	118.5	37.973	130.9	29.159	204.5	1:49.080								
11	43.491	119.0	39.698	130.1	37.074		2:00.263 Pit								

36 TBA

No Team/Car Information

1	11:06.189	90.7	46.983	133.5	33.430	176.1	12:26.602	12	41.743	116.2	37.717	133.3	29.114	203.7	1:48.574
2	45.690	116.3	39.875	129.2	30.167	200.7	1:55.732	13	41.149	118.5	37.946	127.0	28.573	204.1	1:47.668
3	42.971	118.2	39.237	133.8	29.552	201.8	1:51.760	14	41.083	121.9	37.472	134.0	28.712	200.7	1:47.267
4	42.423	122.9	37.909	134.0	28.954	203.3	1:49.286	15	41.525	120.1	38.160	135.5	29.348	205.7	1:49.033
5	41.144	117.9	37.751	130.4	28.762	201.8	1:47.657	16	41.548	112.8	37.497	134.4	29.802	204.1	1:48.847
6	41.019	116.1	37.640	131.7	29.044	201.4	1:47.703	17	53.472	116.9	38.426	130.8	32.490	205.3	2:04.388
7	40.869	120.0	37.402	135.9	28.511	202.2	1:46.782	18	41.569	120.1	37.580	131.3	29.171	204.1	1:48.320
8	40.629	117.4	37.673	132.9	28.437	202.6	1:46.739	19	41.506	121.9	37.772	134.0	29.089	196.3	1:48.367
9	41.986	120.7	39.866	133.8	38.193		2:00.045 Pit	20	42.987	121.1	38.283	130.2	29.000	203.7	1:50.270
10	3:17.105	118.8	40.329	133.5	29.368	203.0	4:26.802								
11	42.085	119.5	37.957	132.4	29.079	200.7	1:49.121								

37 TBA

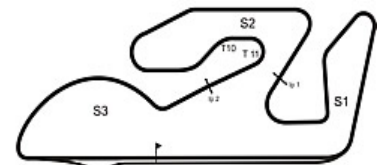
No Team/Car Information

1	11:26.107	104.7	45.824	123.9	34.108	197.0	12:46.039	9	42.823	109.2	39.283	128.4	29.252	202.2	1:51.358
2	47.653	114.0	42.141	126.8	31.202	197.8	2:00.996	10	42.692	117.5	38.481	128.7	30.328	191.4	1:51.501
3	46.454	119.3	42.047	126.3	32.752	198.8	2:01.253	11	42.741	118.1	39.029	130.2	29.685	195.6	1:51.455
4	44.015	115.6	39.514	130.8	30.410	199.2	1:53.939	12	42.687	118.1	45.759	67.3	51.196		2:19.642 Pit
5	44.145	118.0	39.462	129.4	29.945	198.5	1:53.552	13	3:35.345	112.9	42.130	124.7	29.933	198.8	4:47.408
6	44.104	116.3	40.160	131.7	30.001	199.6	1:54.265	14	8:24.953	115.4	41.912	103.1	32.775	188.1	9:39.640
7	43.534	110.3	39.633	126.7	29.419	200.7	1:52.586	15	43.589	114.2	39.122	125.7	30.465	198.1	1:53.176
8	43.504	118.1	39.139	128.9	29.432	201.8	1:52.075								

44 TBA

No Team/Car Information

1	11:15.077	109.2	41.845	129.6	31.906	200.7	12:28.828	11	41.973	120.7	37.494	135.5	28.367	204.1	1:47.834
2	45.894	115.2	40.029	132.4	30.880	201.8	1:56.803	12	42.298	123.7	37.617	134.6	28.423	206.1	1:48.338
3	46.105	114.3	40.255	133.5	29.815	203.3	1:56.175	13	40.958	125.0	38.192	133.5	28.535	204.5	1:47.685
4	1:47.465	113.3	42.358	134.0	30.619	201.4	3:00.442	14	41.154	110.6	38.000	132.7	28.615	206.5	1:47.769
5	45.667	116.3	40.474	133.1	29.590	203.0	1:55.731	15	40.758	125.4	37.944	132.4	29.095	206.5	1:47.797
6	44.434	116.5	38.422	132.9	29.352	201.1	1:52.208	16	41.350	122.5	49.996	131.8	28.605	204.9	1:59.951
7	43.388	118.1	43.312	128.9	37.489		2:04.189 Pit	17	41.000	124.1	37.145	130.9	28.041	204.1	1:46.186
8	4:50.019	118.5	39.113	134.8	28.527	204.9	5:57.659	18	40.976	122.1	37.110	134.0	28.407	204.5	1:46.493
9	42.524	120.8	38.960	131.8	28.447	206.1	1:49.931	19	44.058	117.1	39.445	133.8	30.469	201.4	1:53.972
10	43.168	118.8	38.178	132.6	28.830	204.9	1:50.176								



Weather/Track: Sun 24C/Dry 37C

Circuit Length - 4.0050 kilometres
Valencia

2011 FIA World Touring Car Championship

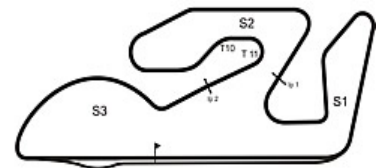
Free Practice 2 - Sector Analysis Report

Lap S1 Time S1 Spd S2 Time S2 Spd S3 Time S3 Spd Lap Time Pit Lap S1 Time S1 Spd S2 Time S2 Spd S3 Time S3 Spd Lap Time Pit

90 TBA

No Team/Car Information

1	11:10.509	111.6	41.468	132.0	32.777	196.7	12:24.754		13	40.984	118.2	37.323	135.3	28.389	204.5	1:46.696	
2	45.231	107.5	38.496	133.7	28.327	203.7	1:52.054		14	40.533	124.0	37.044	136.9	28.655	204.9	1:46.232	
3	40.917	117.5	37.039	135.9	28.096	204.5	1:46.052		15	41.274	119.3	37.402	135.5	28.690	204.5	1:47.366	
4	40.765	123.7	37.098	135.9	28.079	203.3	1:45.942		16	41.223	117.7	37.877	135.1	28.464	204.9	1:47.564	
5	41.042	122.4	36.864	137.2	28.096	204.9	1:46.002		17	41.060	121.1	37.533	133.8	29.302	206.8	1:47.895	
6	40.531	121.9	36.968	137.8	28.136	205.3	1:45.635		18	41.680	121.9	37.586	134.6	28.311	206.1	1:47.577	
7	41.290	120.7	37.151	135.1	28.306	207.2	1:46.747		19	41.027	122.2	37.517	135.0	28.435	206.1	1:46.979	
8	41.410	120.0	37.301	135.5	35.723		1:54.434	Pit	20	40.968	119.3	37.456	135.5	28.290	205.7	1:46.714	
9	1:54.442	123.0	37.532	132.7	28.994	199.2	3:00.968		21	40.904	120.1	37.483	133.3	28.518	206.1	1:46.905	
10	41.534	121.9	37.520	134.8	28.416	203.7	1:47.470		22	41.249	121.1	37.641	133.5	30.028	204.1	1:48.918	
11	40.766	123.0	37.246	134.6	28.333	204.9	1:46.345										
12	41.502	121.3	37.519	134.2	28.482	204.9	1:47.503										



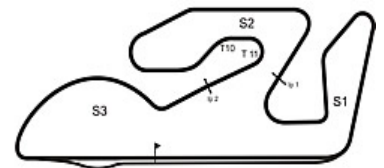
Weather/Track: Sun 24C/Dry 37C

Circuit Length - 4.0050 kilometres
Valencia

2011 FIA World Touring Car Championship

Free Practice 2 - Best Sector Speeds Report

SECTOR 1				SECTOR 2				SECTOR 3				
POS	NO	NAME	SPEED	LAP	NO	NAME	SPEED	LAP	NO	NAME	SPEED	LAP
1	30	DAHLGREN	123.3	3	15	CORONEL	136.9	12	4	DUDUKALO	199.2	1
2	74	ORIOLA	122.4	6	20	VILLA	136.3	4	30	DAHLGREN	199.2	1
3	7	BARTH	122.1	4	5	MICHELISZ	136.1	10	3	TARQUINI	198.8	1
4	11	POULSEN	122.1	7	74	ORIOLA	135.9	10	5	MICHELISZ	198.8	3
5	20	VILLA	122.1	4	26	D'ASTE	135.5	3	15	CORONEL	198.5	3
6	9	O'YOUNG	122.0	11	12	ENGSTLER	135.0	12	11	POULSEN	198.1	7
7	12	ENGSTLER	122.0	12	2	HUFF	134.8	11	12	ENGSTLER	197.8	8
8	4	DUDUKALO	121.6	6	3	TARQUINI	134.8	10	17	NYKJAER	197.8	2
9	64	SIGACEV	121.6	6	9	O'YOUNG	134.6	11	18	MONTEIRO	197.8	12
10	2	HUFF	121.5	11	8	MENU	134.2	5	20	VILLA	197.8	5
11	3	TARQUINI	120.7	6	11	POULSEN	134.2	8	9	O'YOUNG	197.4	3
12	8	MENU	120.7	8	18	MONTEIRO	134.2	10	26	D'ASTE	197.4	4
13	1	MULLER	120.6	5	64	SIGACEV	134.2	8	64	SIGACEV	197.0	4
14	18	MONTEIRO	120.5	6	4	DUDUKALO	134.0	3	74	ORIOLA	196.7	11
15	5	MICHELISZ	120.1	2	17	NYKJAER	133.8	6	7	BARTH	196.3	4
16	15	CORONEL	120.1	2	1	MULLER	133.7	5	1	MULLER	196.0	1
17	17	NYKJAER	119.5	3	7	BARTH	133.3	9	2	HUFF	195.2	1
18	10	TANIGUCHI	119.2	2	30	DAHLGREN	133.1	2	8	MENU	194.9	2
19	26	D'ASTE	118.7	2	10	TANIGUCHI	131.8	1	10	TANIGUCHI	194.5	6
20	21	FABIANI	116.4	4	21	FABIANI	126.8	2	21	FABIANI	187.8	1
21	25	BENNANI	104.3	1	25	BENNANI	100.5	1	25	BENNANI	176.1	1



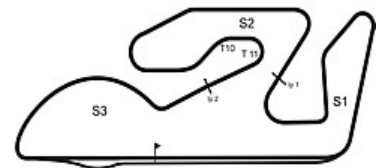
Weather/Track: Sun 24C/Dry 37C

Circuit Length - 4.0050 kilometres
Valencia

2011 FIA World Touring Car Championship Free Practice 2 - Best Sector Times Report

POS	NO	SECTOR 1		SECTOR 2		SECTOR 3		IDEAL/BEST LAP COMPARISON							
		TIME	LAP	NO	TIME	LAP	NO	TIME	LAP	NO	NAME	IDEAL	BEST	LAP	DIFF
1	1	39.410	5	1	35.940	5	1	27.700	5	1	MULLER	1:43.050	1:43.050	5	+ 0.000
2	2	39.751	3	8	35.999	8	18	27.861	9	2	HUFF	1:43.926	1:43.975	11	+ 0.049
3	8	39.836	8	2	36.265	11	2	27.910	11	8	MENU	1:43.936	1:43.954	8	+ 0.018
4	74	39.937	6	18	36.359	9	74	27.919	10	18	MONTEIRO	1:44.191	1:44.191	9	+ 0.000
5	18	39.971	9	3	36.504	8	15	28.025	2	74	ORIOLA	1:44.392	1:44.515	6	+ 0.123
6	11	40.056	7	74	36.536	10	11	28.100	6	11	POULSEN	1:44.832	1:44.873	7	+ 0.041
7	12	40.072	7	10	36.538	2	8	28.101	5	15	CORONEL	1:44.869	1:45.091	2	+ 0.222
8	4	40.087	6	20	36.628	6	3	28.134	8	3	TARQUINI	1:44.896	1:44.896	8	+ 0.000
9	15	40.185	3	30	36.643	3	4	28.169	6	4	DUDUKALO	1:45.004	1:45.272	6	+ 0.268
10	10	40.238	2	15	36.659	2	5	28.201	2	12	ENGSTLER	1:45.120	1:45.526	7	+ 0.406
11	7	40.246	3	11	36.676	7	12	28.282	2	10	TANIGUCHI	1:45.184	1:45.366	2	+ 0.182
12	3	40.258	8	4	36.748	2	7	28.288	2	7	BARTH	1:45.359	1:43.287	6	+ 2.072
13	17	40.351	4	12	36.766	6	30	28.295	2	30	DAHLGREN	1:45.383	1:45.609	3	+ 0.226
14	20	40.390	6	5	36.810	2	20	28.366	6	20	VILLA	1:45.384	1:45.384	6	+ 0.000
15	9	40.417	5	7	36.825	3	64	28.392	7	5	MICHELISZ	1:45.520	1:45.807	2	+ 0.287
16	30	40.445	3	9	36.874	11	10	28.408	3	17	NYKJAER	1:45.751	1:45.968	4	+ 0.217
17	5	40.509	3	17	36.930	4	17	28.470	5	9	O'YOUNG	1:45.856	1:45.883	5	+ 0.027
18	26	40.664	2	64	37.086	8	9	28.565	5	26	D'ASTE	1:46.419	1:46.942	5	+ 0.523
19	64	41.058	8	26	37.187	5	26	28.568	3	64	SIGACEV	1:46.536	1:46.705	7	+ 0.169
20	21	42.885	3	21	39.272	3	21	29.883	4	21	FABIANI	1:52.040	1:52.175	4	+ 0.135
21	25	11:22.33	1	25	43.337	1	25	35.429	1	25	BENNANI	12:41.101	12:41.101	1	+ 0.000

'Perfect Lap' - 1:43.050



Weather/Track: Sun 24C/Dry 37C

Circuit Length - 4.0050 kilometres
Valencia

**2011 FIA World Touring Car Championship
QUALIFYING 1 - PROVISIONAL CLASSIFICATION**

POS	NO	CLS	DRIVER	NAT	CAR	TIME	LAPS	GAP	KPH
1	3		Gabriele TARQUINI	ITA	Sunred SR Leon 1.6T	1:43.907	5		138.75
2	8		Alain MENU	CHE	Chevrolet Cruze 1.6T	1:43.992	6	0.085	138.64
3	5	Y	Norbert MICHELISZ	HUN	BMW 320 TC	1:44.047	9	0.140	138.57
4	2		Robert HUFF	GBR	Chevrolet Cruze 1.6T	1:44.060	6	0.153	138.55
5	18		Tiago MONTEIRO	PRT	Sunred SR Leon 1.6T	1:44.086	5	0.179	138.52
6	1		Yvan MULLER	FRA	Chevrolet Cruze 1.6T	1:44.155	6	0.248	138.42
7	20	Y	Javier VILLA	ESP	BMW 320 TC	1:44.395	3	0.488	138.11
8	17	Y	Michel NYKJAER	DNK	Sunred SR Leon 1.6T	1:44.461	8	0.554	138.02
9	15		Tom CORONEL	NLD	BMW 320 TC	1:44.565	6	0.658	137.88
10	12	Y	Franz ENGSTLER	DEU	BMW 320 TC	1:44.577	6	0.670	137.87
11	74	Y	Pepe ORIOLA	ESP	Sunred SR Leon 1.6T	1:44.614	9	0.707	137.82
12	11	Y	Kristian POULSEN	DNK	BMW 320 TC	1:44.734	8	0.827	137.66
13	9	Y	Darryl O'YOUNG	HKG	Chevrolet Cruze 1.6T	1:44.741	9	0.834	137.65
14	64	Y	David SIGACEV	RUS	BMW 320 TC	1:44.768	9	0.861	137.61
15	7	Y	Fredy BARTH	CHE	Sunred SR Leon 1.6T	1:44.849	8	0.942	137.51
16	26	Y	Stefano D'ASTE	ITA	BMW 320 TC	1:44.905	9	0.998	137.43
17	30		Robert DAHLGREN	SWE	Volvo C30 Drive	1:45.082	7	1.175	137.20
18	10	Y	Yukinori TANIGUCHI	JPN	Chevrolet Cruze 1.6T	1:45.096	9	1.189	137.18
19	4	Y	Aleksei DUDUKALO	RUS	Sunred SR Leon 1.6T	1:45.113	8	1.206	137.16

QUALIFICATION MAXIMA 1:51.180

21	Y		Fabio FABIANI	ITA	BMW 320si	2:04.283	3	20.376	116.00
25	Y		Mehdi BENNANI	MAR	BMW 320 TC	12:24.555	1	10:40.648	19.36

Valencia

Subject to technical scrutineering. For Media Information Purposes - No Regulatory Value.

Circuit Length = 4.0050 km.

Weather/Track: Sun 28C/Dry 43C

Start: 14:30 End: 14:50

Race Director:	Steward:	Timekeeper:	Issued at:
----------------	----------	-------------	------------

**2011 FIA World Touring Car Championship
QUALIFYING 1 RESULT**

POS	NO	CLS	DRIVER	NAT	CAR	TIME	LAPS	GAP	KPH
1	3		Gabriele TARQUINI	ITA	Sunred SR Leon 1.6T	1:43.907	5		138.75
2	8		Alain MENU	CHE	Chevrolet Cruze 1.6T	1:43.992	6	0.085	138.64
3	5	Y	Norbert MICHELISZ	HUN	BMW 320 TC	1:44.047	9	0.140	138.57
4	2		Robert HUFF	GBR	Chevrolet Cruze 1.6T	1:44.060	6	0.153	138.55
5	18		Tiago MONTEIRO	PRT	Sunred SR Leon 1.6T	1:44.086	5	0.179	138.52
6	1		Yvan MULLER	FRA	Chevrolet Cruze 1.6T	1:44.155	6	0.248	138.42
7	20	Y	Javier VILLA	ESP	BMW 320 TC	1:44.395	3	0.488	138.11
8	17	Y	Michel NYKJAER	DNK	Sunred SR Leon 1.6T	1:44.461	8	0.554	138.02
9	15		Tom CORONEL	NLD	BMW 320 TC	1:44.565	6	0.658	137.88
10	12	Y	Franz ENGSTLER	DEU	BMW 320 TC	1:44.577	6	0.670	137.87
11	74	Y	Pepe ORIOLA	ESP	Sunred SR Leon 1.6T	1:44.614	9	0.707	137.82
12	11	Y	Kristian POULSEN	DNK	BMW 320 TC	1:44.734	8	0.827	137.66
13	9	Y	Darryl O'YOUNG	HKG	Chevrolet Cruze 1.6T	1:44.741	9	0.834	137.65
14	64	Y	David SIGACEV	RUS	BMW 320 TC	1:44.768	9	0.861	137.61
15	7	Y	Fredy BARTH	CHE	Sunred SR Leon 1.6T	1:44.849	8	0.942	137.51
16	26	Y	Stefano D'ASTE	ITA	BMW 320 TC	1:44.905	9	0.998	137.43
17	30		Robert DAHLGREN	SWE	Volvo C30 Drive	1:45.082	7	1.175	137.20
18	10	Y	Yukinori TANIGUCHI	JPN	Chevrolet Cruze 1.6T	1:45.096	9	1.189	137.18
19	4	Y	Aleksei DUDUKALO	RUS	Sunred SR Leon 1.6T	1:45.113	8	1.206	137.16

QUALIFICATION MAXIMA 1:51.180

21	Y	Fabio FABIANI	ITA	BMW 320si	2:04.283	3	20.376	116.00
25	Y	Mehdi BENNANI	MAR	BMW 320 TC	12:24.555	1	10:40.648	19.36

Valencia

Circuit Length = 4.0050 km.

Start: 14:30 End: 14:50

Weather/Track: Sun 28C/Dry 43C

Steward:	Steward:	Steward:	Issued at:
----------	----------	----------	------------

2011 FIA World Touring Car Championship

Qualifying 1 - Sector Analysis Report

Lap S1 Time S1 Spd S2 Time S2 Spd S3 Time S3 Spd Lap Time Pit Lap S1 Time S1 Spd S2 Time S2 Spd S3 Time S3 Spd Lap Time Pit

1 MULLER				FRA				Chevrolet Cruze 1.6T							
1	16:39.600	84.8	46.805	113.8	30.495	193.8	17:56.900	5	39.529	122.2	36.130	132.0	28.496	191.4	1:44.155
2	40.321	119.7	36.176	133.8	28.032	193.5	1:44.529	6	39.648	120.8	36.129	135.3	40.195		1:55.972 Pit
3	40.104	118.2	36.546	132.4	43.184		1:59.834 Pit								
4	3:43.793	102.7	45.925	116.5	30.146	193.2	4:59.864								

2 HUFF				GBR				Chevrolet Cruze 1.6T							
1	16:47.830	102.7	44.078	111.8	31.179	194.9	18:03.087	5	39.716	121.2	36.070	135.3	28.274	193.2	1:44.060
2	39.892	121.9	36.459	133.5	28.221	194.5	1:44.572	6	39.635	121.0	36.230	132.7	39.986		1:55.851 Pit
3	40.181	121.9	36.384	133.7	41.209		1:57.774 Pit								
4	3:44.701	79.8	44.891	108.3	31.960	192.5	5:01.552								

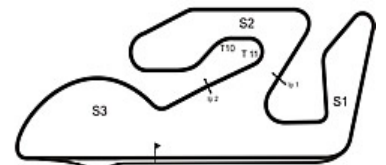
3 TARQUINI				ITA				Sunred SR Leon 1.6T							
1	11:18.665	116.3	40.372	129.4	29.983	196.3	12:29.020	4	39.750	120.1	36.129	136.5	28.028	196.3	1:43.907
2	46.894	117.9	36.942	132.4	38.680		2:02.516 Pit	5	45.878	96.8	43.722	112.1	44.713		2:14.313 Pit
3	3:40.310	97.2	46.439	86.7	30.743	198.1	4:57.492								

4 DUDUKALO				RUS				Sunred SR Leon 1.6T				Y			
1	12:09.433	110.7	37.768	134.4	28.429	198.1	13:15.630	6	40.626	118.8	37.038	132.6	35.141		1:52.805 Pit
2	40.493	123.0	36.627	135.0	28.066	197.4	1:45.186	7	2:52.171	106.6	38.718	125.7	29.679	197.0	4:00.568
3	41.518	122.2	38.086	125.7	37.312		1:56.916 Pit	8	40.104	116.1	36.747	133.7	28.262	196.3	1:45.113
4	3:59.835	112.6	37.522	133.8	28.505	197.0	5:05.862								
5	40.341	120.8	36.602	133.3	28.274	195.2	1:45.217								

5 MICHELISZ				HUN				BMW 320 TC				Y			
1	11:13.987	101.0	40.146	128.0	29.332	196.3	12:23.465	6	41.126	119.3	37.060	134.6	37.272		1:55.458 Pit
2	40.694	120.1	36.621	133.8	28.149	195.6	1:45.464	7	2:49.691	104.5	41.445	117.1	31.747	190.8	4:02.883
3	42.074	118.0	37.860	132.7	42.355		2:02.289 Pit	8	43.443	112.5	41.584	130.1	30.522	193.2	1:55.549
4	2:47.033	120.6	36.456	135.9	28.191	197.8	3:51.680	9	40.363	120.2	36.366	135.3	39.876		1:56.605 Pit
5	39.970	120.0	36.226	135.3	27.851	197.4	1:44.047								

7 BARTH				CHE				Sunred SR Leon 1.6T				Y			
1	11:30.604	114.7	40.462	127.3	30.880	195.6	12:41.946	6	40.413	119.5	36.965	131.8	38.262		1:55.640 Pit
2	39.938	119.8	36.780	134.8	28.131	195.2	1:44.849	7	3:06.524	113.9	38.049	130.9	28.791	194.9	4:13.364
3	40.208	118.3	38.379	127.2	39.641		1:58.228 Pit	8	39.893	120.0	36.864	135.3	28.243	193.5	1:45.000
4	3:32.546	111.8	38.308	130.8	28.872	195.6	4:39.726								
5	40.016	118.7	36.456	132.9	28.433	192.8	1:44.905								

8 MENU				CHE				Chevrolet Cruze 1.6T							
1	16:48.396	105.3	48.635	88.5	31.181	193.5	18:08.212	5	39.800	121.6	36.113	133.5	28.079	186.5	1:43.992
2	40.295	119.5	36.468	133.3	28.118	192.8	1:44.881	6	39.938	119.8	36.496	134.0	40.025		1:56.459 Pit
3	41.705	116.9	37.866	129.2	36.784		1:56.355 Pit								
4	3:30.262	112.6	40.075	112.2	29.578	192.8	4:39.915								



Weather/Track: Sun 28C/Dry 43C

Circuit Length - 4.0050 kilometres
Valencia

2011 FIA World Touring Car Championship

Qualifying 1 - Sector Analysis Report

Lap S1 Time S1 Spd S2 Time S2 Spd S3 Time S3 Spd Lap Time Pit Lap S1 Time S1 Spd S2 Time S2 Spd S3 Time S3 Spd Lap Time Pit

9 O'YOUNG				HKG				Chevrolet Cruze 1.6T				Y				
1	11:07.777	115.3	39.398	129.6	29.409	194.2	12:16.584	6	40.122	119.5	36.536	133.1	36.383	1:53.041	Pit	
2	40.656	118.8	36.360	135.9	28.045	194.9	1:45.061	7	3:04.478	113.3	39.423	125.7	29.360	193.8	4:13.261	
3	40.820	121.3	38.665	127.2	36.771		1:56.256	Pit	8	40.250	118.0	36.522	134.8	28.187	193.2	1:44.959
4	2:54.102	116.4	38.965	132.2	28.927	195.6	4:01.994	9	40.130	121.0	37.141	134.2	37.247		1:54.518	Pit
5	40.123	121.9	36.344	134.4	28.274	195.2	1:44.741									

10 TANIGUCHI				JPN				Chevrolet Cruze 1.6T				Y				
1	11:09.804	113.8	40.693	123.9	29.786	193.8	12:20.283	6	41.745	118.5	37.335	131.7	36.251	1:55.331	Pit	
2	40.264	119.2	37.103	131.7	28.553	190.4	1:45.920	7	2:59.837	116.8	37.748	135.0	29.522	192.8	4:07.107	
3	41.174	119.1	38.772	121.5	43.347		2:03.293	Pit	8	40.360	115.8	36.345	134.0	28.391	191.8	1:45.096
4	3:07.781	116.1	37.996	132.6	28.670	193.5	4:14.447	9	40.748	115.0	37.305	130.1	40.854		1:58.907	Pit
5	40.227	119.0	36.561	128.9	28.410	192.1	1:45.198									

11 POULSEN				DNK				BMW 320 TC				Y					
1	11:09.987	118.2	39.053	126.0	29.653	196.0	12:18.693	6	40.208	121.1	36.341	133.8	28.185	194.9	1:44.734		
2	40.470	121.3	36.455	134.8	27.916	196.7	1:44.841	7	40.318	118.0	36.447	132.6	28.541	194.5	1:45.306		
3	40.500	119.8	39.570	131.3	41.655		2:01.725	Pit	8	54.603	80.1	47.100	99.6	46.453		2:28.156	Pit
4	6:40.667	117.7	37.764	129.7	29.429	195.2	7:47.860										
5	40.260	121.9	36.312	132.6	28.181	196.0	1:44.753										

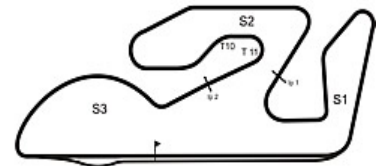
12 ENGSTLER				DEU				BMW 320 TC				Y				
1	11:10.411	121.7	39.441	123.8	29.534	198.1	12:19.386	5	40.100	122.8	36.660	135.1	28.084	195.6	1:44.844	
2	40.002	123.7	36.677	135.0	27.898	199.2	1:44.577	6	40.254	122.2	36.760	133.3	28.008	196.3	1:45.022	
3	40.318	122.6	41.257	129.0	41.798		2:03.373	Pit								
4	9:23.348	104.2	38.343	134.0	28.013	196.3	10:29.704									

15 CORONEL				NLD				BMW 320 TC				Y				
1	16:49.106	100.4	43.308	115.9	31.543	196.3	18:03.957	5	5:05.104	106.8	40.674	133.1	28.393	195.2	6:14.171	
2	40.257	121.7	36.486	135.7	28.182	196.3	1:44.925	6	40.172	120.6	39.746	116.4	52.307		2:12.225	Pit
3	40.300	121.5	36.401	135.7	27.864	197.0	1:44.565									
4	41.378	120.5	37.881	132.7	43.261		2:02.520	Pit								

17 NYKJAER				DNK				Sunred SR Leon 1.6T				Y				
1	11:27.326	107.4	41.068	118.9	31.908	198.1	12:40.302	6	40.350	120.0	37.603	112.6	37.644	1:55.597	Pit	
2	40.029	121.3	36.614	133.5	28.128	197.4	1:44.771	7	3:10.936	115.0	37.893	131.3	28.892	196.3	4:17.721	
3	40.436	117.5	38.560	129.7	37.778		1:56.774	Pit	8	39.978	120.5	36.460	135.3	28.023	196.3	1:44.461
4	3:30.320	114.3	38.378	111.8	29.026	197.8	4:37.724									
5	39.963	117.0	36.390	134.4	28.387	193.8	1:44.740									

18 MONTEIRO				PRT				Sunred SR Leon 1.6T				Y					
1	11:22.581	116.8	37.830	127.8	32.804	197.0	12:33.215	4	39.891	120.1	36.145	135.7	28.050	189.8	1:44.086		
2	41.101	119.1	37.499	127.5	35.922		1:54.522	Pit	5	45.004	111.4	37.940	128.4	36.974		1:59.918	Pit
3	5:23.206	114.8	38.393	113.6	28.689	198.1	6:30.288										

20 VILLA				ESP				BMW 320 TC				Y				
1	12:03.741	122.8	36.302	134.2	27.726	195.6	13:07.769	3	40.141	122.6	52.834		41.756		2:14.731	Pit
2	39.893	123.3	36.751	137.0	27.751	196.7	1:44.395									



Weather/Track: Sun 28C/Dry 43C

Circuit Length - 4.0050 kilometres
Valencia

2011 FIA World Touring Car Championship

Qualifying 1 - Sector Analysis Report

Lap S1 Time S1 Spd S2 Time S2 Spd S3 Time S3 Spd Lap Time Pit Lap S1 Time S1 Spd S2 Time S2 Spd S3 Time S3 Spd Lap Time Pit

21 FABIANI		ITA						BMW 320si						Y	
1	14:48.859	106.9	46.249	121.8	31.187	186.8	16:06.295	3	57.446	85.7	51.125	78.0	56.454	2:45.025	Pit
2	44.749	86.6	48.490	122.5	31.044	183.9	2:04.283								

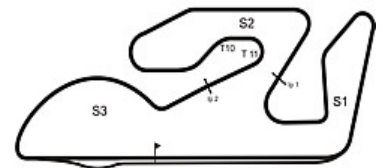
25 BENNANI		MAR						BMW 320 TC						Y	
1	11:14.595	105.7	39.882	123.1	30.078	195.6	12:24.555								

26 D'ASTE		ITA						BMW 320 TC						Y		
1	11:16.177	119.0	43.543	125.5	30.242	194.5	12:29.962	6	40.002	119.3	36.740	134.6	28.163	193.8	1:44.905	
2	40.153	120.6	36.941	131.7	28.173	194.5	1:45.267	7	40.227	118.2	36.636	134.6	28.113	193.8	1:44.976	
3	40.197	119.1	36.718	132.6	29.468	196.3	1:46.383	8	40.598	112.7	42.989	95.2	29.313	194.9	1:52.900	
4	40.316	119.0	38.669	131.7	43.986		2:02.971	Pit	9	42.288	106.5	39.780	130.9	28.602	191.8	1:50.670
5	3:38.147	114.9	38.356	95.6	30.300	195.2	4:46.803									

30 DAHLGREN		SWE						Volvo C30 Drive							
1	14:40.447	107.9	44.773	121.8	29.999	196.7	15:55.219	5	4:57.044	111.8	42.585	117.8	31.510	196.0	6:11.139
2	40.909	118.3	36.556	135.5	28.292	197.0	1:45.757	6	40.462	122.5	36.393	133.3	28.227	193.8	1:45.082
3	40.560	122.5	36.406	135.0	28.285	196.7	1:45.251	7	40.202	121.1	36.473	134.6	28.441	194.2	1:45.116
4	43.775	120.7	37.551	133.3	38.849		2:00.175	Pit							

64 SIGACEV		RUS						BMW 320 TC						Y		
1	11:15.471	116.9	39.593	132.0	30.800	195.2	12:25.864	6	40.780	118.5	38.697	132.9	40.275		1:59.752	Pit
2	40.611	121.2	36.718	135.3	28.291	196.0	1:45.620	7	4:42.662	120.2	37.205	135.7	28.181	193.8	5:48.048	
3	40.313	119.5	38.466	131.5	29.443	196.3	1:48.222	8	40.230	119.3	36.317	135.7	28.221	195.2	1:44.768	
4	40.591	121.5	36.958	135.0	28.486	195.6	1:46.035	9	40.309	120.8	36.556	135.0	28.227	195.2	1:45.092	
5	40.917	120.2	36.803	135.0	28.348	197.0	1:46.068									

74 ORIOLA		ESP						Sunred SR Leon 1.6T						Y		
1	11:24.691	111.1	42.162	110.5	31.543	195.6	12:38.396	6	40.807	117.4	37.275	133.5	35.517		1:53.599	Pit
2	40.034	121.9	36.473	135.1	28.107	196.0	1:44.614	7	2:17.853	117.6	37.905	131.7	28.444	195.2	3:24.202	
3	40.337	120.5	44.769	112.8	39.801		2:04.907	Pit	8	40.049	121.7	36.739	134.8	28.028	195.2	1:44.816
4	2:39.677	114.9	37.788	131.8	28.600	196.7	3:46.065	9	40.418	120.8	36.955	133.3	28.329	194.5	1:45.702	
5	39.990	118.2	36.789	134.2	28.078	196.3	1:44.857									

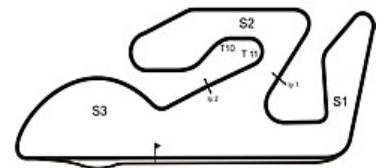


Weather/Track: Sun 28C/Dry 43C

Circuit Length - 4.0050 kilometres
Valencia

2011 FIA World Touring Car Championship Qualifying 1 - Best Sector Speeds Report

SECTOR 1				SECTOR 2				SECTOR 3				
POS	NO	NAME	SPEED	LAP	NO	NAME	SPEED	LAP	NO	NAME	SPEED	LAP
1	12	ENGSTLER	123.7	2	20	VILLA	137.0	2	12	ENGSTLER	199.2	2
2	20	VILLA	123.3	2	3	TARQUINI	136.5	4	3	TARQUINI	198.1	3
3	4	DUDUKALO	123.0	2	5	MICHELISZ	135.9	4	4	DUDUKALO	198.1	1
4	30	DAHLGREN	122.5	3	9	O'YOUNG	135.9	2	17	NYKJAER	198.1	1
5	1	MULLER	122.2	5	15	CORONEL	135.7	2	18	MONTEIRO	198.1	3
6	2	HUFF	121.9	2	18	MONTEIRO	135.7	4	5	MICHELISZ	197.8	4
7	9	O'YOUNG	121.9	5	64	SIGACEV	135.7	7	15	CORONEL	197.0	3
8	11	POULSEN	121.9	5	30	DAHLGREN	135.5	2	30	DAHLGREN	197.0	2
9	74	ORIOLA	121.9	2	1	MULLER	135.3	6	64	SIGACEV	197.0	5
10	15	CORONEL	121.7	2	2	HUFF	135.3	5	11	POULSEN	196.7	2
11	8	MENU	121.6	5	7	BARTH	135.3	8	20	VILLA	196.7	2
12	64	SIGACEV	121.5	4	17	NYKJAER	135.3	8	74	ORIOLA	196.7	4
13	17	NYKJAER	121.3	2	12	ENGSTLER	135.1	5	26	D'ASTE	196.3	3
14	5	MICHELISZ	120.6	4	74	ORIOLA	135.1	2	7	BARTH	195.6	1
15	26	D'ASTE	120.6	2	4	DUDUKALO	135.0	2	9	O'YOUNG	195.6	4
16	3	TARQUINI	120.1	4	10	TANIGUCHI	135.0	7	25	BENNANI	195.6	1
17	18	MONTEIRO	120.1	4	11	POULSEN	134.8	2	2	HUFF	194.9	1
18	7	BARTH	120.0	8	26	D'ASTE	134.6	6	1	MULLER	193.8	1
19	10	TANIGUCHI	119.2	2	8	MENU	134.0	6	10	TANIGUCHI	193.8	1
20	21	FABIANI	106.9	1	25	BENNANI	123.1	1	8	MENU	193.5	1
21	25	BENNANI	105.7	1	21	FABIANI	122.5	2	21	FABIANI	186.8	1



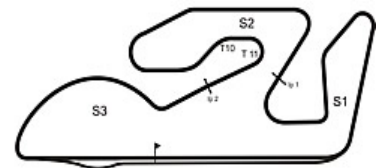
Weather/Track: Sun 28C/Dry 43C

Circuit Length - 4.0050 kilometres
Valencia

2011 FIA World Touring Car Championship Qualifying 1 - Best Sector Times Report

POS	NO	SECTOR 1		SECTOR 2		SECTOR 3		NO	NAME	IDEAL/BEST LAP COMPARISON			DIFF		
		TIME	LAP	NO	TIME	LAP	NO			TIME	LAP	NO		IDEAL	BEST
1	1	39.529	5	2	36.070	5	20	27.726	1	1	MULLER	1:43.690	1:44.155	5	+ 0.465
2	2	39.635	6	8	36.113	5	5	27.851	5	3	TARQUINI	1:43.907	1:43.907	4	+ 0.000
3	3	39.750	4	1	36.129	6	15	27.864	3	20	VILLA	1:43.921	1:44.395	2	+ 0.474
4	8	39.800	5	3	36.129	4	12	27.898	2	2	HUFF	1:43.926	1:44.060	5	+ 0.134
5	18	39.891	4	18	36.145	4	11	27.916	2	8	MENU	1:43.992	1:43.992	5	+ 0.000
6	7	39.893	8	5	36.226	5	17	28.023	8	5	MICHELISZ	1:44.047	1:44.047	5	+ 0.000
7	20	39.893	2	20	36.302	1	3	28.028	4	18	MONTEIRO	1:44.086	1:44.086	4	+ 0.000
8	17	39.963	5	11	36.312	5	74	28.028	8	17	NYKJAER	1:44.376	1:44.461	8	+ 0.085
9	5	39.970	5	64	36.317	8	1	28.032	2	11	POULSEN	1:44.436	1:44.734	6	+ 0.298
10	74	39.990	5	9	36.344	5	9	28.045	2	15	CORONEL	1:44.437	1:44.565	3	+ 0.128
11	12	40.002	2	10	36.345	8	18	28.050	4	7	BARTH	1:44.480	1:44.849	2	+ 0.369
12	26	40.002	6	17	36.390	5	4	28.066	2	74	ORIOLA	1:44.491	1:44.614	2	+ 0.123
13	4	40.104	8	30	36.393	6	8	28.079	5	9	O'YOUNG	1:44.511	1:44.741	5	+ 0.230
14	9	40.122	6	15	36.401	3	26	28.113	7	12	ENGSTLER	1:44.560	1:44.577	2	+ 0.017
15	15	40.172	6	7	36.456	5	7	28.131	2	64	SIGACEV	1:44.728	1:44.768	8	+ 0.040
16	30	40.202	7	74	36.473	2	64	28.181	7	26	D'ASTE	1:44.751	1:44.905	6	+ 0.154
17	11	40.208	6	4	36.602	5	2	28.221	2	4	DUDUKALO	1:44.772	1:45.113	8	+ 0.341
18	10	40.227	5	26	36.636	7	30	28.227	6	30	DAHLGREN	1:44.822	1:45.082	6	+ 0.260
19	64	40.230	8	12	36.660	5	10	28.391	8	10	TANIGUCHI	1:44.963	1:45.096	8	+ 0.133
20	21	44.749	2	25	39.882	1	25	30.078	1	21	FABIANI	2:02.042	2:04.283	2	+ 2.241
21	25	11:14.59	1	21	46.249	1	21	31.044	2	25	BENNANI	12:24.555	12:24.555	1	+ 0.000

'Perfect Lap' - 1:43.325



Weather/Track: Sun 28C/Dry 43C

Circuit Length - 4.0050 kilometres
Valencia

**2011 FIA World Touring Car Championship
QUALIFYING 2 - PROVISIONAL CLASSIFICATION**

POS	NO	CLS	DRIVER	NAT	CAR	TIME	LAPS	GAP	KPH
1	1		Yvan MULLER	FRA	Chevrolet Cruze 1.6T	1:42.649	5		140.45
2	2		Robert HUFF	GBR	Chevrolet Cruze 1.6T	1:43.105	5	0.456	139.83
3	3		Gabriele TARQUINI	ITA	Sunred SR Leon 1.6T	1:43.182	4	0.533	139.73
4	18		Tiago MONTEIRO	PRT	Sunred SR Leon 1.6T	1:43.269	5	0.620	139.61
5	15		Tom CORONEL	NLD	BMW 320 TC	1:43.367	5	0.718	139.48
6	8		Alain MENU	CHE	Chevrolet Cruze 1.6T	1:43.387	5	0.738	139.45
7	5	Y	Norbert MICHELISZ	HUN	BMW 320 TC	1:43.731	5	1.082	138.99
8	20	Y	Javier VILLA	ESP	BMW 320 TC	1:43.759	5	1.110	138.95
9	12	Y	Franz ENGSTLER	DEU	BMW 320 TC	1:44.077	5	1.428	138.53
10	17	Y	Michel NYKJAER	DNK	Sunred SR Leon 1.6T	1:44.836	3	2.187	137.52

Subject to technical scrutineering. For Media Information Purposes - No Regulatory Value.

Weather/Track: Sun 27C/Dry 35C

Valencia

Circuit Length = 4.0050 km.

Start: 14:55 End: 15:05

Race Director:	Steward:	Timekeeper:	Issued at:
----------------	----------	-------------	------------

**2011 FIA World Touring Car Championship
QUALIFYING 2 RESULT**

POS	NO	CLS	DRIVER	NAT	CAR	TIME	LAPS	GAP	KPH
1	1		Yvan MULLER	FRA	Chevrolet Cruze 1.6T	1:42.649	5		140.45
2	2		Robert HUFF	GBR	Chevrolet Cruze 1.6T	1:43.105	5	0.456	139.83
3	3		Gabriele TARQUINI	ITA	Sunred SR Leon 1.6T	1:43.182	4	0.533	139.73
4	18		Tiago MONTEIRO	PRT	Sunred SR Leon 1.6T	1:43.269	5	0.620	139.61
5	15		Tom CORONEL	NLD	BMW 320 TC	1:43.367	5	0.718	139.48
6	8		Alain MENU	CHE	Chevrolet Cruze 1.6T	1:43.387	5	0.738	139.45
7	5	Y	Norbert MICHELISZ	HUN	BMW 320 TC	1:43.731	5	1.082	138.99
8	20	Y	Javier VILLA	ESP	BMW 320 TC	1:43.759	5	1.110	138.95
9	12	Y	Franz ENGSTLER	DEU	BMW 320 TC	1:44.077	5	1.428	138.53
10	17	Y	Michel NYKJAER	DNK	Sunred SR Leon 1.6T	1:44.836	3	2.187	137.52

Valencia

Circuit Length = 4.0050 km.

Start: 14:55 End: 15:05

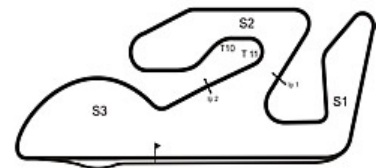
Weather/Track: Sun 27C/Dry 35C

Steward:	Steward:	Steward:	Issued at:
----------	----------	----------	------------

2011 FIA World Touring Car Championship

Qualifying 2 - Sector Analysis Report

Lap	S1 Time	S1 Spd	S2 Time	S2 Spd	S3 Time	S3 Spd	Lap Time	Pit	Lap	S1 Time	S1 Spd	S2 Time	S2 Spd	S3 Time	S3 Spd	Lap Time	Pit
1 MULLER FRA Chevrolet Cruze 1.6T																	
1	10:58.549	100.7	43.384	116.6	30.661	193.5	12:12.594		4	2:26.147	110.2	41.859	112.6	30.931	194.2	3:38.937	
2	39.370	120.7	35.856	134.0	27.759	192.8	1:42.985		5	39.118	122.0	35.758	135.5	27.773	192.8	1:42.649	
3	39.842	120.0	38.393	131.8	34.093		1:52.328	Pit									
2 HUFF GBR Chevrolet Cruze 1.6T																	
1	11:08.101	108.4	40.530	129.9	29.436	193.2	12:18.067		4	2:30.148	101.9	40.313	125.5	30.501	193.5	3:40.962	
2	39.470	121.6	35.930	133.5	27.842	193.2	1:43.242		5	39.594	122.5	35.792	135.0	27.719	193.2	1:43.105	
3	39.949	121.2	36.455	132.7	34.254		1:50.658	Pit									
3 TARQUINI ITA Sunred SR Leon 1.6T																	
1	11:19.401	103.1	43.407	123.8	30.227	197.0	12:33.035		4	39.635	122.0	35.909	137.0	27.638	196.7	1:43.182	
2	41.530	120.6	36.085	137.2	36.162		1:53.777	Pit									
3	2:40.637	106.3	40.905	128.5	29.848	195.6	3:51.390										
5 MICHELISZ HUN BMW 320 TC									Y								
1	11:11.457	118.7	37.385	132.2	29.799	197.0	12:18.641		4	1:58.112	116.3	36.436	137.8	28.077	194.9	3:02.625	
2	39.955	121.5	36.061	135.7	28.365	196.3	1:44.381		5	39.779	123.2	36.180	135.7	27.772	196.0	1:43.731	
3	41.677	120.7	36.986	135.5	37.729		1:56.392	Pit									
8 MENU CHE Chevrolet Cruze 1.6T																	
1	11:14.026	96.0	43.747	118.6	28.695	193.5	12:26.468		4	2:24.227	96.0	40.422	130.6	29.693	193.5	3:34.342	
2	39.528	122.1	35.903	132.9	27.966	192.1	1:43.397		5	39.615	121.6	35.818	136.7	27.954	190.8	1:43.387	
3	40.605	120.3	37.059	131.7	35.139		1:52.803	Pit									
12 ENGSTLER DEU BMW 320 TC									Y								
1	12:25.410		1:00.419		31.097	195.2	13:56.926		4	49.498	108.2	41.806	107.0	31.093	196.7	2:02.397	
2	39.779	120.8	36.380	135.9	27.918	196.0	1:44.077		5	39.931	121.5	36.200	135.1	42.513		1:58.644	Pit
3	39.878	121.3	36.418	133.1	27.998	195.6	1:44.294										
15 CORONEL NLD BMW 320 TC																	
1	11:11.310	101.6	38.693	134.0	29.702	197.0	12:19.705		4	2:01.392	121.1	37.549	135.1	28.572	195.6	3:07.513	
2	39.816	122.0	36.086	137.0	27.883	198.1	1:43.785		5	39.802	123.0	35.909	137.8	27.656	195.2	1:43.367	
3	40.841	121.7	36.834	136.9	37.388		1:55.063	Pit									
17 NYKJAER DNK Sunred SR Leon 1.6T									Y								
1	15:39.668	116.0	38.284	122.5	29.334	197.0	16:47.286		3	40.253	119.1	36.925	133.5	43.870		2:01.048	Pit
2	40.109	120.1	36.294	136.7	28.433	192.1	1:44.836										
18 MONTEIRO PRT Sunred SR Leon 1.6T																	
1	11:20.993	111.8	38.324	128.9	28.579	197.4	12:27.896		4	1:58.564	117.5	45.749	129.7	27.916	197.0	3:12.229	
2	39.755	120.6	36.017	133.3	27.901	196.3	1:43.673		5	39.522	122.0	35.991	135.0	27.756	198.1	1:43.269	
3	41.874	116.9	37.519	129.2	34.116		1:53.509	Pit									



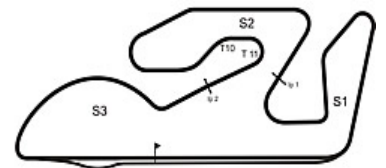
Weather/Track: Sun 27C/Dry 35C

Circuit Length - 4.0050 kilometres
Valencia

2011 FIA World Touring Car Championship

Qualifying 2 - Sector Analysis Report

Lap	S1 Time	S1 Spd	S2 Time	S2 Spd	S3 Time	S3 Spd	Lap Time	Pit	Lap	S1 Time	S1 Spd	S2 Time	S2 Spd	S3 Time	S3 Spd	Lap Time	Pit
20			VILLA			ESP			BMW 320 TC			Y					
1	11:13.489	121.0	38.550	136.5	30.803	195.6	12:22.842		4	2:09.852	121.9	36.351	136.5	27.669	195.6	3:13.872	
2	39.917	123.2	36.050	137.6	27.792	195.6	1:43.759		5	39.847	122.9	35.975	136.9	28.517	195.2	1:44.339	
3	41.099	119.5	37.425	134.6	36.526		1:55.050	Pit									



Weather/Track: Sun 27C/Dry 35C

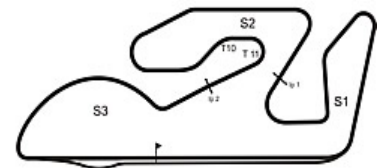
Circuit Length - 4.0050 kilometres
Valencia

2011 FIA World Touring Car Championship Qualifying 2 - Best Sector Speeds Report

SECTOR 1				SECTOR 2				SECTOR 3				
POS	NO	NAME	SPEED	LAP	NO	NAME	SPEED	LAP	NO	NAME	SPEED	LAP
1	5	MICHELISZ	123.2	5	5	MICHELISZ	137.8	4	15	CORONEL	198.1	2
2	20	VILLA	123.2	2	15	CORONEL	137.8	5	18	MONTEIRO	198.1	5
3	15	CORONEL	123.0	5	20	VILLA	137.6	2	3	TARQUINI	197.0	1
4	2	HUFF	122.5	5	3	TARQUINI	137.2	2	5	MICHELISZ	197.0	1
5	8	MENU	122.1	2	8	MENU	136.7	5	17	NYKJAER	197.0	1
6	1	MULLER	122.0	5	17	NYKJAER	136.7	2	12	ENGSTLER	196.7	4
7	3	TARQUINI	122.0	4	12	ENGSTLER	135.9	2	20	VILLA	195.6	1
8	18	MONTEIRO	122.0	5	1	MULLER	135.5	5	1	MULLER	194.2	4
9	12	ENGSTLER	121.5	5	2	HUFF	135.0	5	2	HUFF	193.5	4
10	17	NYKJAER	120.1	2	18	MONTEIRO	135.0	5	8	MENU	193.5	1



Weather/Track: Sun 27C/Dry 35C

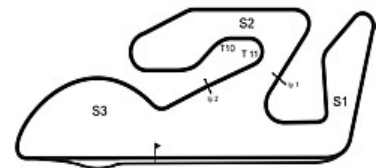


Circuit Length - 4.0050 kilometres
Valencia

2011 FIA World Touring Car Championship Qualifying 2 - Best Sector Times Report

POS	NO	SECTOR 1		SECTOR 2		SECTOR 3		NO	NAME	IDEAL/BEST LAP COMPARISON			DIFF		
		TIME	LAP	NO	TIME	LAP	NO			TIME	LAP	IDEAL		BEST	LAP
1	1	39.118	5	1	35.758	5	3	27.638	4	1	MULLER	1:42.635	1:42.649	5	+ 0.014
2	2	39.470	2	2	35.792	5	15	27.656	5	2	HUFF	1:42.981	1:43.105	5	+ 0.124
3	18	39.522	5	8	35.818	5	20	27.669	4	3	TARQUINI	1:43.182	1:43.182	4	+ 0.000
4	8	39.528	2	3	35.909	4	2	27.719	5	18	MONTEIRO	1:43.269	1:43.269	5	+ 0.000
5	3	39.635	4	15	35.909	5	18	27.756	5	8	MENU	1:43.300	1:43.387	5	+ 0.087
6	5	39.779	5	20	35.975	5	1	27.759	2	15	CORONEL	1:43.367	1:43.367	5	+ 0.000
7	12	39.779	2	18	35.991	5	5	27.772	5	20	VILLA	1:43.491	1:43.759	2	+ 0.268
8	15	39.802	5	5	36.061	2	12	27.918	2	5	MICHELISZ	1:43.612	1:43.731	5	+ 0.119
9	20	39.847	5	12	36.200	5	8	27.954	5	12	ENGSTLER	1:43.897	1:44.077	2	+ 0.180
10	17	40.109	2	17	36.294	2	17	28.433	2	17	NYKJAER	1:44.836	1:44.836	2	+ 0.000

'Perfect Lap' - 1:42.514



Weather/Track: Sun 27C/Dry 35C

Circuit Length - 4.0050 kilometres
Valencia

**2011 FIA World Touring Car Championship
COMBINED QUALIFYING RESULT**

POS	NO	CLS	DRIVER	NAT	CAR	Q1	Q2
1	1		Yvan MULLER	FRA	Chevrolet Cruze 1.6T	1:44.155	1:42.649
2	2		Robert HUFF	GBR	Chevrolet Cruze 1.6T	1:44.060	1:43.105
3	3		Gabriele TARQUINI	ITA	Sunred SR Leon 1.6T	1:43.907	1:43.182
4	18		Tiago MONTEIRO	PRT	Sunred SR Leon 1.6T	1:44.086	1:43.269
5	15		Tom CORONEL	NLD	BMW 320 TC	1:44.565	1:43.367
6	8		Alain MENU	CHE	Chevrolet Cruze 1.6T	1:43.992	1:43.387
7	5	Y	Norbert MICHELISZ	HUN	BMW 320 TC	1:44.047	1:43.731
8	20	Y	Javier VILLA	ESP	BMW 320 TC	1:44.395	1:43.759
9	12	Y	Franz ENGSTLER	DEU	BMW 320 TC	1:44.577	1:44.077
10	17	Y	Michel NYKJAER	DNK	Sunred SR Leon 1.6T	1:44.461	1:44.836
11	74	Y	Pepe ORIOLA	ESP	Sunred SR Leon 1.6T	1:44.614	
12	11	Y	Kristian POULSEN	DNK	BMW 320 TC	1:44.734	
13	9	Y	Darryl O'YOUNG	HKG	Chevrolet Cruze 1.6T	1:44.741	
14	64	Y	David SIGACEV	RUS	BMW 320 TC	1:44.768	
15	7	Y	Fredy BARTH	CHE	Sunred SR Leon 1.6T	1:44.849	
16	26	Y	Stefano D'ASTE	ITA	BMW 320 TC	1:44.905	
17	30		Robert DAHLGREN	SWE	Volvo C30 Drive	1:45.082	
18	10	Y	Yukinori TANIGUCHI	JPN	Chevrolet Cruze 1.6T	1:45.096	
19	4	Y	Aleksei DUDUKALO	RUS	Sunred SR Leon 1.6T	1:45.113	

QUALIFICATION MAXIMA 1:51.180

21	Y	Fabio FABIANI	ITA	BMW 320si	2:04.283
25	Y	Mehdi BENNANI	MAR	BMW 320 TC	12:24.555

Valencia
Circuit Length = 4.0050 km.
Start: 14:30 End: 15:05

Steward:	Steward:	Steward:	Issued at:
----------	----------	----------	------------

**2011 FIA World Touring Car Championship
WARM UP**

POS	NO	CLS	DRIVER	NAT	CAR	TIME	LAPS	GAP	KPH
1	30		Robert DAHLGREN	SWE	Volvo C30 Drive	1:43.291	9		139.58
2	1		Yvan MULLER	FRA	Chevrolet Cruze 1.6T	1:43.717	8	0.426	139.01
3	2		Robert HUFF	GBR	Chevrolet Cruze 1.6T	1:43.991	10	0.700	138.64
4	8		Alain MENU	CHE	Chevrolet Cruze 1.6T	1:44.007	9	0.716	138.62
5	15		Tom CORONEL	NLD	BMW 320 TC	1:44.032	9	0.741	138.59
6	20	Y	Javier VILLA	ESP	BMW 320 TC	1:44.315	9	1.024	138.21
7	3		Gabriele TARQUINI	ITA	Sunred SR Leon 1.6T	1:44.327	8	1.036	138.20
8	11	Y	Kristian POULSEN	DNK	BMW 320 TC	1:44.544	9	1.253	137.91
9	18		Tiago MONTEIRO	PRT	Sunred SR Leon 1.6T	1:44.635	8	1.344	137.79
10	12	Y	Franz ENGSTLER	DEU	BMW 320 TC	1:44.644	9	1.353	137.78
11	17	Y	Michel NYKJAER	DNK	Sunred SR Leon 1.6T	1:44.689	7	1.398	137.72
12	5	Y	Norbert MICHELISZ	HUN	BMW 320 TC	1:44.741	9	1.450	137.65
13	7	Y	Fredy BARTH	CHE	Sunred SR Leon 1.6T	1:44.852	8	1.561	137.50
14	9	Y	Darryl O'YOUNG	HKG	Chevrolet Cruze 1.6T	1:45.093	9	1.802	137.19
15	64	Y	David SIGACEV	RUS	BMW 320 TC	1:45.153	10	1.862	137.11
16	25	Y	Mehdi BENNANI	MAR	BMW 320 TC	1:45.178	10	1.887	137.08
17	26	Y	Stefano D'ASTE	ITA	BMW 320 TC	1:45.221	9	1.930	137.02
18	74	Y	Pepe ORIOLA	ESP	Sunred SR Leon 1.6T	1:45.270	8	1.979	136.96
19	10	Y	Yukinori TANIGUCHI	JPN	Chevrolet Cruze 1.6T	1:45.621	9	2.330	136.50
20	4	Y	Aleksei DUDUKALO	RUS	Sunred SR Leon 1.6T	1:47.220	3	3.929	134.47
21	21	Y	Fabio FABIANI	ITA	BMW 320si				N/A

Valencia

For Media Information Purposes - No Regulatory Value.

Circuit Length = 4.0050 km.

Weather/Track: Sun 23C/Dry 28C

Start: 09:30 End: 09:45

Race Director:	Steward:	Timekeeper:	Issued at:
----------------	----------	-------------	------------

2011 FIA World Touring Car Championship

Warm-Up - Sector Analysis Report

Lap S1 Time S1 Spd S2 Time S2 Spd S3 Time S3 Spd Lap Time Pit Lap S1 Time S1 Spd S2 Time S2 Spd S3 Time S3 Spd Lap Time Pit

1 MULLER FRA Chevrolet Cruze 1.6T															
1	10:57.555	118.3	39.497	124.7	41.490	144.9	12:18.542	6	39.722	121.7	36.276	132.7	28.019	195.6	1:44.017
2	41.871	120.5	40.068	128.5	28.391	194.9	1:50.330	7	39.825	119.8	36.546	135.1	41.221		1:57.592 Pit
3	39.905	122.4	36.011	134.4	27.890	195.6	1:43.806	8	1:15.169	121.2	36.958	132.2	38.934		2:31.061 Pit
4	39.546	121.1	36.223	134.8	27.948	195.6	1:43.717								
5	44.049	122.1	36.660	133.8	28.079	195.6	1:48.788								

2 HUFF GBR Chevrolet Cruze 1.6T															
1	11:01.052	117.3	38.424	130.6	39.875	147.5	12:19.351	7	40.033	121.9	36.489	133.8	27.963	194.9	1:44.485
2	41.988	122.2	43.526	122.2	30.073	195.6	1:55.587	8	40.047	119.5	36.637	132.2	28.187	195.6	1:44.871
3	39.863	121.3	36.218	135.3	27.910	196.3	1:43.991	9	40.027	121.6	36.658	132.7	28.106	194.2	1:44.791
4	39.935	122.8	36.516	131.8	28.729	197.0	1:45.180	10	41.051	119.1	37.105	133.7	33.579		1:51.735 Pit
5	41.028	119.3	36.612	133.5	28.286	195.2	1:45.926								
6	40.259	122.4	36.394	134.8	28.007	195.2	1:44.660								

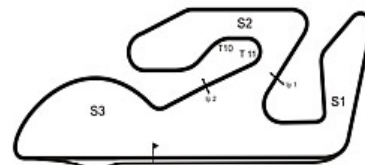
3 TARQUINI ITA Sunred SR Leon 1.6T															
1	11:45.229	110.5	41.960	124.4	40.650	127.2	13:07.839	6	39.985	120.5	36.518	134.0	28.055	197.4	1:44.558
2	45.857	114.3	41.792	106.5	43.303		2:10.952 Pit	7	39.853	119.7	36.539	133.5	28.075	200.0	1:44.467
3	1:28.625	113.2	41.120	129.4	29.718	196.7	2:39.463	8	41.040	119.5	37.080	132.4	40.481		1:58.601 Pit
4	47.173	107.2	39.860	131.3	29.189	196.3	1:56.222								
5	40.022	120.1	36.292	135.3	28.013	198.1	1:44.327								

4 DUDUKALO RUS Sunred SR Leon 1.6T							Y								
1	11:32.204	120.6	39.098	129.7	29.994	197.4	12:41.296	3	41.432	120.7	38.818	131.8	30.961	197.4	1:51.211
2	41.325	119.5	37.279	135.0	28.616	196.3	1:47.220								

5 MICHELISZ HUN BMW 320 TC							Y								
1	11:16.393	108.5	42.391	115.5	29.509	198.1	12:28.293	6	40.219	122.1	39.956	136.3	28.488	197.8	1:48.663
2	44.953	121.1	36.476	135.9	28.428	199.2	1:49.857	7	40.323	121.2	36.793	135.3	28.283	198.1	1:45.399
3	40.513	121.6	36.287	136.7	27.941	198.5	1:44.741	8	41.270	119.2	36.890	135.9	28.167	198.5	1:46.327
4	40.140	121.5	36.453	137.4	28.915	196.3	1:45.508	9	42.428	121.0	41.217	113.8	41.338		2:04.983 Pit
5	41.072	122.5	48.426	113.8	28.863	197.8	1:58.361								

7 BARTH CHE Sunred SR Leon 1.6T							Y								
1	12:28.194	112.6	38.285	133.5	30.148	194.2	13:36.627	6	40.512	120.3	36.947	134.8	28.028	197.4	1:45.487
2	43.619	104.8	42.754	115.7	41.414		2:07.787 Pit	7	40.339	120.1	37.061	131.1	28.205	196.7	1:45.605
3	1:17.714	119.7	36.897	134.4	28.018	196.0	2:22.629	8	40.592	118.3	41.820	121.8	42.773		2:05.185 Pit
4	41.514	121.6	37.710	132.0	28.973	196.7	1:48.197								
5	40.039	120.8	36.672	132.7	28.141	195.6	1:44.852								

8 MENU CHE Chevrolet Cruze 1.6T															
1	11:04.280	118.1	37.959	123.1	32.323	192.5	12:14.562	6	40.274	120.2	36.296	132.4	28.082	193.8	1:44.652
2	40.793	121.3	36.271	134.6	27.808	195.2	1:44.872	7	40.187	119.8	36.468	132.6	28.167	194.2	1:44.822
3	39.905	121.6	36.123	134.4	27.979	193.8	1:44.007	8	40.275	120.1	36.666	131.7	33.431		1:50.372 Pit
4	39.905	121.0	36.255	133.8	27.962	194.9	1:44.122	9	1:14.157	106.7	38.474	131.5	39.447		2:32.078 Pit
5	40.179	120.6	36.351	135.1	28.074	195.2	1:44.604								



Weather/Track: Sun 23C/Dry 28C

Circuit Length - 4.0050 kilometres
Valencia

Printed at 09:52, Sunday, 04 September, 2011

© MST Systems Ltd, 2005 (www.mstworld.com)

Page 1

2011 FIA World Touring Car Championship

Warm-Up - Sector Analysis Report

Lap S1 Time S1 Spd S2 Time S2 Spd S3 Time S3 Spd Lap Time Pit Lap S1 Time S1 Spd S2 Time S2 Spd S3 Time S3 Spd Lap Time Pit

9 O'YOUNG						HKG			Chevrolet Cruze 1.6T			Y				
1	11:06.438	116.2	38.273	130.4	30.608	197.0	12:15.319	6	40.582	121.9	38.513	130.9	34.901	1:53.996	Pit	
2	40.699	120.6	36.743	134.4	28.179	196.3	1:45.621	7	1:19.448	120.3	37.312	132.9	28.366	195.2	2:25.126	
3	40.124	120.8	36.920	134.0	28.049	197.0	1:45.093	8	40.551	120.0	37.240	132.4	28.419	193.8	1:46.210	
4	40.203	122.0	36.959	134.2	28.170	196.0	1:45.332	9	41.391	119.8	37.516	131.5	36.615		1:55.522	Pit
5	40.566	121.7	37.358	133.1	28.386	195.6	1:46.310									

10 TANIGUCHI						JPN			Chevrolet Cruze 1.6T			Y				
1	11:09.980	118.6	37.709	132.2	38.715		12:26.404	Pit	6	40.704	116.8	36.979	130.8	28.594	193.5	1:46.277
2	1:20.713	118.6	39.224	130.1	29.021	193.5	2:28.958	7	41.305	119.0	37.038	132.2	28.542	194.9	1:46.885	
3	40.571	119.7	37.188	130.4	28.693	193.5	1:46.452	8	40.771	118.7	37.321	129.2	28.336	194.5	1:46.428	
4	40.528	119.0	37.041	130.1	28.328	193.5	1:45.897	9	43.910	121.2	37.833	131.3	40.313		2:02.056	Pit
5	40.377	119.5	36.941	133.7	28.303	194.2	1:45.621									

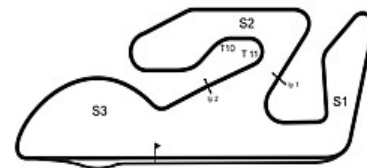
11 POULSEN						DNK			BMW 320 TC			Y				
1	11:25.848	114.6	46.183	128.4	32.950	196.7	12:44.981	6	40.063	120.0	36.655	132.6	28.087	196.0	1:44.805	
2	41.427	121.1	36.708	133.5	28.173	197.8	1:46.308	7	40.249	121.2	36.668	134.2	28.038	197.4	1:44.955	
3	40.128	120.7	36.493	134.0	27.923	197.8	1:44.544	8	40.229	118.1	36.721	132.6	28.200	197.0	1:45.150	
4	40.201	120.3	36.459	134.0	27.935	198.8	1:44.595	9	40.516	120.6	37.499	130.2	41.180		1:59.195	Pit
5	42.691	120.5	36.544	133.3	28.246	197.8	1:47.481									

12 ENGSTLER						DEU			BMW 320 TC			Y				
1	11:12.044	116.2	41.946	97.7	35.757	149.1	12:29.747	6	1:38.640	120.6	38.627	105.7	28.985	198.1	2:46.252	
2	45.191	120.5	37.539	133.7	30.425	184.6	1:53.155	7	40.171	120.8	36.688	132.7	28.184	197.4	1:45.043	
3	40.477	122.4	36.862	132.9	28.389	197.4	1:45.728	8	40.248	122.0	36.803	133.1	28.463	197.8	1:45.514	
4	39.910	122.5	36.644	133.3	28.090	197.4	1:44.644	9	43.096	119.1	39.493	125.0	41.706		2:04.295	Pit
5	42.325	118.7	39.317	126.0	41.097		2:02.739	Pit								

15 CORONEL						NLD			BMW 320 TC			Y					
1	11:25.046	111.9	43.167	104.1	34.497	197.8	12:42.710	6	1:09.200	121.9	36.524	135.0	27.829	198.1	2:13.553		
2	47.493	108.5	42.153	121.5	29.734	197.4	1:59.380	7	39.897	121.9	36.357	135.3	27.912	198.1	1:44.166		
3	39.982	122.1	36.201	136.3	27.849	198.8	1:44.032	8	39.821	121.1	36.711	135.7	28.030	197.4	1:44.562		
4	44.896	116.9	39.502	132.9	38.978		2:03.376	Pit	9	40.594	121.7	36.647	135.3	39.521		1:56.762	Pit
5	1:12.420	118.2	37.584	132.0	33.088		2:23.092	Pit									

17 NYKJAER						DNK			Sunred SR Leon 1.6T			Y				
1	11:35.341	110.6	40.719	128.4	32.690	196.3	12:48.750	5	43.193	112.1	38.710	126.0	35.414		1:57.317	Pit
2	43.203	115.4	38.476	129.7	29.615	199.6	1:51.294	6	4:53.186	120.6	37.011	135.5	28.164	199.6	5:58.361	
3	40.595	120.3	36.616	133.8	28.153	200.3	1:45.364	7	40.325	117.6	36.932	131.8	48.804		2:06.061	Pit
4	40.129	120.1	36.460	133.8	28.100	200.3	1:44.689									

18 MONTEIRO						PRT			Sunred SR Leon 1.6T			Y				
1	11:29.663	114.2	39.042	125.9	30.735	196.7	12:39.440	6	1:14.383	110.7			54.422	196.7	2:08.805	
2	42.368	106.3	39.792	118.5	29.114	197.8	1:51.274	7	40.517	118.0	39.202	126.8	28.516	195.2	1:48.235	
3	40.212	119.7	36.662	133.5	27.931	197.8	1:44.805	8	40.262	118.5	37.136	128.9	37.588		1:54.986	Pit
4	39.939	120.3	36.619	131.1	28.077	196.7	1:44.635									
5	41.909	117.6	37.455	124.1	36.872		1:56.236	Pit								



Weather/Track: Sun 23C/Dry 28C

Circuit Length - 4.0050 kilometres
Valencia

2011 FIA World Touring Car Championship

Warm-Up - Sector Analysis Report

Lap S1 Time S1 Spd S2 Time S2 Spd S3 Time S3 Spd Lap Time Pit Lap S1 Time S1 Spd S2 Time S2 Spd S3 Time S3 Spd Lap Time Pit

20 VILLA ESP BMW 320 TC Y															
1	12:12.307	121.9	36.675	135.0	28.242	196.7	13:17.224	6	40.034	121.6	36.511	133.8	28.173	196.7	1:44.718
2	41.345	121.6	36.539	134.2	28.080	197.0	1:45.964	7	40.074	122.2	36.430	135.5	28.146	197.8	1:44.650
3	40.202	123.8	36.319	135.7	28.032	196.7	1:44.553	8	40.385	120.6	36.697	134.6	28.256	197.4	1:45.338
4	42.174	120.1	36.616	135.0	28.015	197.0	1:46.805	9	41.776	119.3	37.177	133.1	39.287		1:58.240 Pit
5	39.895	121.9	36.392	134.8	28.028	197.0	1:44.315								

21 FABIANI ITA BMW 320si Y															
1	11:21.216	115.7	40.897	85.7	51.614		12:53.727 Pit								

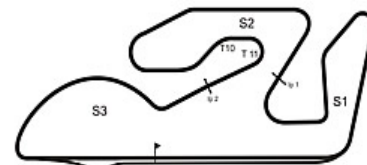
25 BENNANI MAR BMW 320 TC Y															
1	11:16.375	116.8	38.336	129.2	29.293	195.2	12:24.004	7	40.101	121.9	36.861	134.2	28.216	196.3	1:45.178
2	41.360	121.5	37.174	133.5	28.433	195.6	1:46.967	8	49.542	120.3	36.861	132.0	28.471	196.3	1:54.874
3	41.615	120.6	36.735	132.7	28.389	195.6	1:46.739	9	40.595	120.3	37.216	132.2	28.909	195.6	1:46.720
4	40.710	121.0	36.866	132.7	28.657	196.3	1:46.233	10	40.810	121.2	37.024	132.4	41.906		1:59.740 Pit
5	41.485	120.0	37.027	132.6	28.782	196.0	1:47.294								
6	40.421	121.0	36.582	133.7	28.266	196.7	1:45.269								

26 D'ASTE ITA BMW 320 TC Y															
1	11:17.113	116.2	42.333	117.8	29.816	196.0	12:29.262	6	40.435	117.9	36.898	134.0	28.268	195.6	1:45.601
2	41.690	112.2	37.211	131.3	28.275	196.3	1:47.176	7	40.173	116.1	37.499	133.8	28.345	196.0	1:46.017
3	40.332	120.5	36.610	133.7	28.279	197.0	1:45.221	8	40.477	120.1	37.162	135.7	28.526	193.5	1:46.165
4	40.157	119.6	36.676	132.9	38.935		1:55.768 Pit	9	42.047	83.9	40.085	130.4	48.776		2:10.908 Pit
5	1:41.362	120.1	37.464	133.3	28.302	196.3	2:47.128								

30 DAHLGREN SWE Volvo C30 Drive															
1	11:27.790	119.3	40.372	126.8	38.146		12:46.308 Pit	6	39.771	122.9	36.480	131.7	27.914	200.0	1:44.165
2	1:16.675	124.6	38.108	126.8	30.082	199.6	2:24.865	7	39.977	122.5	36.498	134.8	28.508	195.6	1:44.983
3	39.584	124.0	36.094	135.9	27.613	197.8	1:43.291	8	40.207	122.0	36.872	133.5	28.092	199.2	1:45.171
4	39.966	122.9	36.297	129.9	27.963	198.5	1:44.226	9	42.164	124.0	40.548	119.1	43.694		2:06.406 Pit
5	39.763	124.1	36.116	135.0	27.887	199.2	1:43.766								

64 SIGACEV RUS BMW 320 TC Y															
1	11:08.003	117.7	37.874	132.6	30.441	196.0	12:16.318	7	40.359	120.2	36.773	134.2	28.241	196.7	1:45.373
2	40.827	120.7	36.905	134.0	28.204	198.1	1:45.936	8	41.450	114.7	37.099	133.1	28.482	196.7	1:47.031
3	40.211	121.1	36.670	134.2	28.272	198.1	1:45.153	9	40.625	120.2	37.162	133.5	28.374	196.7	1:46.161
4	40.367	121.5	36.706	134.4	28.203	197.0	1:45.276	10	47.799	107.9	40.227	127.2	42.991		2:11.017 Pit
5	40.768	121.2	36.766	134.6	28.211	197.8	1:45.745								
6	40.315	121.7	37.434	133.3	28.368	196.3	1:46.117								

74 ORIOLA ESP Sunred SR Leon 1.6T Y															
1	11:46.118	112.3	42.386	119.7	41.649		13:10.153 Pit	6	1:19.727	118.8	37.518	133.1	28.891	197.8	2:26.136
2	1:14.989	107.1	40.308	118.3	33.340	190.4	2:28.637	7	40.348	121.3	36.840	134.6	28.226	197.0	1:45.414
3	40.800	120.3	36.787	134.0	28.149	196.7	1:45.736	8	46.568	110.9	42.989	127.3	40.401		2:09.958 Pit
4	40.390	119.6	36.734	134.2	28.146	196.3	1:45.270								
5	44.531	109.8	44.741	117.5	38.667		2:07.939 Pit								

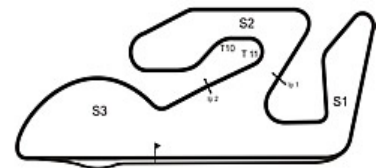


Weather/Track: Sun 23C/Dry 28C

Circuit Length - 4.0050 kilometres
Valencia

2011 FIA World Touring Car Championship Warm-Up - Best Sector Speeds Report

SECTOR 1				SECTOR 2				SECTOR 3				
POS	NO	NAME	SPEED	LAP	NO	NAME	SPEED	LAP	NO	NAME	SPEED	LAP
1	30	DAHLGREN	124.6	2	5	MICHELISZ	137.4	4	17	NYKJAER	200.3	3
2	20	VILLA	123.8	3	15	CORONEL	136.3	3	3	TARQUINI	200.0	7
3	2	HUFF	122.8	4	30	DAHLGREN	135.9	3	30	DAHLGREN	200.0	6
4	5	MICHELISZ	122.5	5	20	VILLA	135.7	3	5	MICHELISZ	199.2	2
5	12	ENGSTLER	122.5	4	26	D'ASTE	135.7	8	11	POULSEN	198.8	4
6	1	MULLER	122.4	3	17	NYKJAER	135.5	6	15	CORONEL	198.8	3
7	15	CORONEL	122.1	3	2	HUFF	135.3	3	12	ENGSTLER	198.1	6
8	9	O'YOUNG	122.0	4	3	TARQUINI	135.3	5	64	SIGACEV	198.1	2
9	25	BENNANI	121.9	7	1	MULLER	135.1	7	18	MONTEIRO	197.8	2
10	64	SIGACEV	121.7	6	8	MENU	135.1	5	20	VILLA	197.8	7
11	7	BARTH	121.6	4	4	DUDUKALO	135.0	2	74	ORIOLA	197.8	6
12	8	MENU	121.6	3	7	BARTH	134.8	6	4	DUDUKALO	197.4	1
13	74	ORIOLA	121.3	7	64	SIGACEV	134.6	5	7	BARTH	197.4	6
14	10	TANIGUCHI	121.2	9	74	ORIOLA	134.6	7	2	HUFF	197.0	4
15	11	POULSEN	121.2	7	9	O'YOUNG	134.4	2	9	O'YOUNG	197.0	1
16	4	DUDUKALO	120.7	3	11	POULSEN	134.2	7	26	D'ASTE	197.0	3
17	17	NYKJAER	120.6	6	25	BENNANI	134.2	7	25	BENNANI	196.7	6
18	3	TARQUINI	120.5	6	10	TANIGUCHI	133.7	5	1	MULLER	195.6	3
19	26	D'ASTE	120.5	3	12	ENGSTLER	133.7	2	8	MENU	195.2	2
20	18	MONTEIRO	120.3	4	18	MONTEIRO	133.5	3	10	TANIGUCHI	194.9	7
21	21	FABIANI	115.7	1	21	FABIANI	85.7	1				



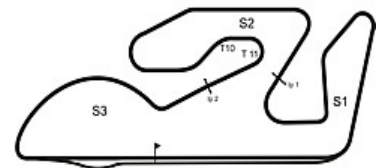
Weather/Track: Sun 23C/Dry 28C

Circuit Length - 4.0050 kilometres
Valencia

2011 FIA World Touring Car Championship Warm-Up - Best Sector Times Report

POS	SECTOR 1			SECTOR 2			SECTOR 3			NO	NAME	IDEAL/BEST LAP COMPARISON			DIFF
	NO	TIME	LAP	NO	TIME	LAP	NO	TIME	LAP			IDEAL	BEST	LAP	
1	1	39.546	4	1	36.011	3	30	27.613	3	30	DAHLGREN	1:43.291	1:43.291	3	+ 0.000
2	30	39.584	3	30	36.094	3	8	27.808	2	1	MULLER	1:43.447	1:43.717	4	+ 0.270
3	15	39.821	8	8	36.123	3	15	27.829	6	8	MENU	1:43.836	1:44.007	3	+ 0.171
4	3	39.853	7	15	36.201	3	1	27.890	3	15	CORONEL	1:43.851	1:44.032	3	+ 0.181
5	2	39.863	3	2	36.218	3	2	27.910	3	2	HUFF	1:43.991	1:43.991	3	+ 0.000
6	20	39.895	5	5	36.287	3	11	27.923	3	3	TARQUINI	1:44.158	1:44.327	5	+ 0.169
7	8	39.905	3	3	36.292	5	18	27.931	3	20	VILLA	1:44.229	1:44.315	5	+ 0.086
8	12	39.910	4	20	36.319	3	5	27.941	3	5	MICHELISZ	1:44.368	1:44.741	3	+ 0.373
9	18	39.939	4	11	36.459	4	3	28.013	5	11	POULSEN	1:44.445	1:44.544	3	+ 0.099
10	7	40.039	5	17	36.460	4	20	28.015	4	18	MONTEIRO	1:44.489	1:44.635	4	+ 0.146
11	11	40.063	6	25	36.582	6	7	28.018	3	12	ENGSTLER	1:44.644	1:44.644	4	+ 0.000
12	25	40.101	7	26	36.610	3	9	28.049	3	17	NYKJAER	1:44.689	1:44.689	4	+ 0.000
13	9	40.124	3	18	36.619	4	12	28.090	4	7	BARTH	1:44.729	1:44.852	5	+ 0.123
14	17	40.129	4	12	36.644	4	17	28.100	4	25	BENNANI	1:44.899	1:45.178	7	+ 0.279
15	5	40.140	4	64	36.670	3	74	28.146	4	9	O'YOUNG	1:44.916	1:45.093	3	+ 0.177
16	26	40.157	4	7	36.672	5	64	28.203	4	26	D'ASTE	1:45.035	1:45.221	3	+ 0.186
17	64	40.211	3	74	36.734	4	25	28.216	7	64	SIGACEV	1:45.084	1:45.153	3	+ 0.069
18	74	40.348	7	9	36.743	2	26	28.268	6	74	ORIOLO	1:45.228	1:45.270	4	+ 0.042
19	10	40.377	5	10	36.941	5	10	28.303	5	10	TANIGUCHI	1:45.621	1:45.621	5	+ 0.000
20	4	41.325	2	4	37.279	2	4	28.616	2	4	DUDUKALO	1:47.220	1:47.220	2	+ 0.000
21	21	11:21.21	1	21	40.897	1	21	51.614	1	21	FABIANI	12:53.727	12:53.727	1	+ 0.000

'Perfect Lap' - 1:43.170



Weather/Track: Sun 23C/Dry 28C


Circuit Length - 4.0050 kilometres
Valencia

2011 FIA World Touring Car Championship

GRID FOR RACE 1- AMENDED

ROW 11		25	BENNANI	
ROW 10	21	FABIANI	4	DUDUKALO
ROW 9	10	TANIGUCHI	30	DAHLGREN
ROW 8	26	D'ASTE	7	BARTH
ROW 7	64	SIGACEV	9	O'YOUNG
ROW 6	11	POULSEN	74	ORIOLA
ROW 5	17	NYKJAER	12	ENGSTLER
ROW 4	20	VILLA	5	MICHELISZ
ROW 3	8	MENU	15	CORONEL
ROW 2	18	MONTEIRO	3	TARQUINI
ROW 1	2	HUFF	1	MULLER

POLE



Cars 21, 25 allowed to start. Stewards decisions 1 and 2 refer.

Valencia
Circuit Length = 4.0050 km.

Race Director:	Steward:	Timekeeper:
----------------	----------	-------------

2011 FIA World Touring Car Championship
RACE 1 - PROVISIONAL CLASSIFICATION

POS	NO	CLS	DRIVER / TEAM	NAT	CAR	TIME	LAPS	GAP	KPH	BEST
1	1		Yvan MULLER	FRA	Chevrolet Cruze 1.6T	25:39.052	14		131.15	1:45.130
2	8		Alain MENU	CHE	Chevrolet Cruze 1.6T	25:40.155	14	1.103	131.06	1:45.267
3	15		Tom CORONEL	NLD	BMW 320 TC	25:45.397	14	6.345	130.61	1:45.455
4	11	Y	Kristian POULSEN	DNK	BMW 320 TC	25:49.013	14	9.961	130.31	1:45.314
5	2		Robert HUFF	GBR	Chevrolet Cruze 1.6T	25:54.456	14	15.404	129.85	1:45.424
6	20	Y	Javier VILLA	ESP	BMW 320 TC	25:54.682	14	15.630	129.83	1:45.463
7	5	Y	Norbert MICHELISZ	HUN	BMW 320 TC	25:55.258	14	16.206	129.78	1:45.637
8	18		Tiago MONTEIRO	PRT	Sunred SR Leon 1.6T	25:55.717	14	16.665	129.74	1:45.566
9	30		Robert DAHLGREN	SWE	Volvo C30 Drive	25:55.829	14	16.777	129.73	1:46.270
10	26	Y	Stefano D'ASTE	ITA	BMW 320 TC	25:56.191	14	17.139	129.70	1:45.990
11	17	Y	Michel NYKJAER	DNK	Sunred SR Leon 1.6T	25:58.014	14	18.962	129.55	1:46.163
12	74	Y	Pepe ORIOLA	ESP	Sunred SR Leon 1.6T	26:02.414	14	23.362	129.19	1:46.057
13	4	Y	Aleksei DUDUKALO	RUS	Sunred SR Leon 1.6T	26:05.655	14	26.603	128.92	1:46.590
14	10	Y	Yukinori TANIGUCHI	JPN	Chevrolet Cruze 1.6T	26:08.007	14	28.955	128.73	1:46.664
15	9	Y	Darryl O'YOUNG	HKG	Chevrolet Cruze 1.6T	26:24.019	14	44.967	127.43	1:47.397
16	21	Y	Fabio FABIANI	ITA	BMW 320si	27:16.649	14	1:37.597	123.33	1:52.172
17	3		Gabriele TARQUINI	ITA	Sunred SR Leon 1.6T	18:59.821	10	4 LAPS	126.49	1:45.718
18	64	Y	David SIGACEV	RUS	BMW 320 TC	24:21.753	10	4 LAPS	98.63	1:46.785
19	7	Y	Fredy BARTH	CHE	Sunred SR Leon 1.6T	26:36.505	10	4 LAPS	90.31	1:46.745

NOT CLASSIFIED

12	Y	Franz ENGSTLER	DEU	BMW 320 TC	26:34.833	9	N.C.F.	81.36	1:46.422
25	Y	Mehdi BENNANI	MAR	BMW 320 TC	8:04.109	4	D.N.F.	119.13	1:46.927

FASTEST LAP

1		Yvan MULLER		Chevrolet Cruze 1.6T	1:45.130	5	85.21mph	137.14kph
11	Y	Kristian POULSEN		BMW 320 TC	1:45.314	3	85.06mph	136.90kph

Valencia

Subject to Technical Scrutineering. For Media Information Purposes - No Regulatory Value.

Circuit Length = 4.0050 km.

Weather/Track: Sun 29C/Dry 48C

Start: 13:13 End: 13:58

Race Director:	Steward:	Timekeeper:	Issued at:
----------------	----------	-------------	------------

2011 FIA World Touring Car Championship
RACE 1 RESULT

POS	NO	CLS	DRIVER / TEAM	NAT	CAR	TIME	LAPS	GAP	KPH	BEST
1	1		Yvan MULLER	FRA	Chevrolet Cruze 1.6T	25:39.052	14		131.15	1:45.130
2	8		Alain MENU	CHE	Chevrolet Cruze 1.6T	25:40.155	14	1.103	131.06	1:45.267
3	15		Tom CORONEL	NLD	BMW 320 TC	25:45.397	14	6.345	130.61	1:45.455
4	11	Y	Kristian POULSEN	DNK	BMW 320 TC	25:49.013	14	9.961	130.31	1:45.314
5	2		Robert HUFF	GBR	Chevrolet Cruze 1.6T	25:54.456	14	15.404	129.85	1:45.424
6	20	Y	Javier VILLA	ESP	BMW 320 TC	25:54.682	14	15.630	129.83	1:45.463
7	5	Y	Norbert MICHELISZ	HUN	BMW 320 TC	25:55.258	14	16.206	129.78	1:45.637
8	18		Tiago MONTEIRO	PRT	Sunred SR Leon 1.6T	25:55.717	14	16.665	129.74	1:45.566
9	30		Robert DAHLGREN	SWE	Volvo C30 Drive	25:55.829	14	16.777	129.73	1:46.270
10	26	Y	Stefano D'ASTE	ITA	BMW 320 TC	25:56.191	14	17.139	129.70	1:45.990
11	17	Y	Michel NYKJAER	DNK	Sunred SR Leon 1.6T	25:58.014	14	18.962	129.55	1:46.163
12	74	Y	Pepe ORIOLA	ESP	Sunred SR Leon 1.6T	26:02.414	14	23.362	129.19	1:46.057
13	4	Y	Aleksei DUDUKALO	RUS	Sunred SR Leon 1.6T	26:05.655	14	26.603	128.92	1:46.590
14	10	Y	Yukinori TANIGUCHI	JPN	Chevrolet Cruze 1.6T	26:08.007	14	28.955	128.73	1:46.664
15	9	Y	Darryl O'YOUNG	HKG	Chevrolet Cruze 1.6T	26:24.019	14	44.967	127.43	1:47.397
16	21	Y	Fabio FABIANI	ITA	BMW 320si	27:16.649	14	1:37.597	123.33	1:52.172
17	3		Gabriele TARQUINI	ITA	Sunred SR Leon 1.6T	18:59.821	10	4 LAPS	126.49	1:45.718
18	64	Y	David SIGACEV	RUS	BMW 320 TC	24:21.753	10	4 LAPS	98.63	1:46.785
19	7	Y	Fredy BARTH	CHE	Sunred SR Leon 1.6T	26:36.505	10	4 LAPS	90.31	1:46.745

NOT CLASSIFIED

12	Y	Franz ENGSTLER	DEU	BMW 320 TC	26:34.833	9	N.C.F.	81.36	1:46.422
25	Y	Mehdi BENNANI	MAR	BMW 320 TC	8:04.109	4	D.N.F.	119.13	1:46.927

FASTEST LAP

1		Yvan MULLER		Chevrolet Cruze 1.6T	1:45.130	5	85.21mph	137.14kph
11	Y	Kristian POULSEN		BMW 320 TC	1:45.314	3	85.06mph	136.90kph

Valencia

Circuit Length = 4.0050 km.

Start: 13:13 End: 13:58

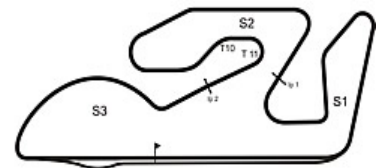
Weather/Track: Sun 29C/Dry 48C

Steward:	Steward:	Steward:	Issued at:
----------	----------	----------	------------

2011 FIA World Touring Car Championship

Race 1 - Sector Analysis Report

Lap	S1 Time	S1 Spd	S2 Time	S2 Spd	S3 Time	S3 Spd	Lap Time	Pit	Lap	S1 Time	S1 Spd	S2 Time	S2 Spd	S3 Time	S3 Spd	Lap Time	Pit
1 MULLER FRA Chevrolet Cruze 1.6T																	
1	54.384	115.8	46.705	87.9	53.438	122.1	2:34.527		9	40.882	119.7	37.300	132.4	28.472	196.7	1:46.654	
2	43.483	122.6	36.358	133.8	27.925	197.0	1:47.766		10	41.348	118.8	37.492	132.4	28.617	196.3	1:47.457	
3	40.417	120.1	37.072	131.1	28.321	197.4	1:45.810		11	41.364	120.0	37.340	132.6	28.461	197.0	1:47.165	
4	40.379	122.0	36.939	132.6	28.213	195.6	1:45.531		12	41.014	117.7	37.367	131.5	28.535	196.0	1:46.916	
5	40.206	121.1	36.687	132.9	28.237	196.3	1:45.130		13	41.213	118.2	37.728	131.3	28.533	196.0	1:47.474	
6	40.350	119.1	36.854	132.7	28.320	196.7	1:45.524		14	41.167	118.8	37.767	132.0	28.679	196.7	1:47.613	
7	40.490	118.1	36.903	132.9	28.286	196.7	1:45.679										
8	40.576	119.0	36.949	132.2	28.281	197.4	1:45.806										
2 HUFF GBR Chevrolet Cruze 1.6T																	
1	55.600	118.5	45.948	90.2	53.015	122.1	2:34.563		9	41.293	118.2	37.635	130.2	28.491	196.7	1:47.419	
2	46.094	83.8	38.313	131.8	28.417	195.6	1:52.824		10	41.189	117.6	37.657	129.9	28.980	196.3	1:47.826	
3	40.368	119.8	36.737	132.7	28.319	196.0	1:45.424		11	41.213	117.1	37.571	133.1	28.618	195.6	1:47.402	
4	41.487	119.0	36.953	132.2	28.272	196.7	1:46.712		12	41.168	117.4	38.011	132.0	28.943	195.2	1:48.122	
5	40.772	119.5	37.081	133.7	28.294	195.6	1:46.147		13	42.330	119.1	38.362	131.3	28.656	195.6	1:49.348	
6	40.668	120.0	37.084	132.7	28.225	196.0	1:45.977		14	42.291	118.5	38.305	130.9	28.888	197.0	1:49.484	
7	40.709	118.2	37.372	132.6	28.297	196.0	1:46.378										
8	40.846	118.2	37.449	131.5	28.535	197.0	1:46.830										
3 TARQUINI ITA Sunred SR Leon 1.6T																	
1	56.624	119.8	45.414	101.1	52.677	128.1	2:34.715		7	40.639	118.6	37.204	133.3	28.352	198.8	1:46.195	
2	42.951	120.8	36.398	134.0	27.879	197.8	1:47.228		8	43.766	110.5	37.397	132.2	32.469	172.2	1:53.632	
3	40.567	119.6	37.133	132.6	28.225	198.5	1:45.925		9	41.716	118.0	37.448	132.2	28.414	199.2	1:47.578	
4	40.420	119.3	37.790	131.7	28.310	197.8	1:46.520		10	41.162	117.0	46.558	122.7	38.607		2:06.327	Pit
5	40.517	120.0	36.931	133.1	28.270	198.8	1:45.718										
6	40.536	118.3	37.077	131.7	28.370	198.5	1:45.983										
4 DUDUKALO RUS Sunred SR Leon 1.6T Y																	
1	1:13.456	105.3	41.740	109.5	41.223	153.6	2:36.419		9	41.425	119.7	37.831	131.8	28.608	199.2	1:47.864	
2	46.087	118.5	37.597	129.9	29.149	197.0	1:52.833		10	41.481	118.1	37.540	131.1	28.579	198.8	1:47.600	
3	40.530	120.2	37.203	133.1	28.857	198.1	1:46.590		11	41.395	118.1	38.030	131.8	28.449	198.5	1:47.874	
4	40.909	119.5	37.613	132.4	28.848	197.4	1:47.370		12	41.495	118.1	37.975	131.7	28.658	198.5	1:48.128	
5	42.680	115.2	37.761	131.7	29.232	193.8	1:49.673		13	41.788	117.6	38.143	130.4	29.140	197.0	1:49.071	
6	41.694	117.9	37.404	131.8	28.673	197.4	1:47.771		14	42.190	117.1	38.034	129.2	29.177	198.5	1:49.401	
7	41.054	118.7	37.873	132.2	28.638	198.5	1:47.565										
8	41.405	118.6	37.543	131.8	28.548	198.5	1:47.496										
5 MICHELISZ HUN BMW 320 TC Y																	
1	1:01.138	117.0	44.121	130.9	49.818		2:35.077		9	41.310	118.5	38.225	130.6	28.774	197.8	1:48.309	
2	45.217		37.770	133.7	28.181	198.5	1:51.168		10	41.153	118.7	37.506	132.2	29.726	197.4	1:48.385	
3	40.461	121.6	36.881	134.2	28.295	198.8	1:45.637		11	41.432	120.3	38.053	131.3	28.813	196.7	1:48.298	
4	40.332	120.7	36.958	135.1	28.379	198.8	1:45.669		12	41.366	118.5	37.934	133.3	28.790	197.4	1:48.090	
5	40.593	119.6	37.215	134.8	28.538	197.8	1:46.346		13	41.805	117.6	37.723	132.6	28.691	197.8	1:48.219	
6	40.690	120.6	37.305	135.0	28.378	198.8	1:46.373		14	41.825	116.8	38.749	131.1	28.942	197.8	1:49.516	
7	40.737	120.2	37.152	134.6	28.424	198.8	1:46.313										
8	41.267	118.3	37.623	134.2	28.968	197.4	1:47.858										



Weather/Track: Sun 29C/Dry 48C

Circuit Length - 4.0050 kilometres
Valencia

2011 FIA World Touring Car Championship

Race 1 - Sector Analysis Report

Lap S1 Time S1 Spd S2 Time S2 Spd S3 Time S3 Spd Lap Time Pit Lap S1 Time S1 Spd S2 Time S2 Spd S3 Time S3 Spd Lap Time Pit

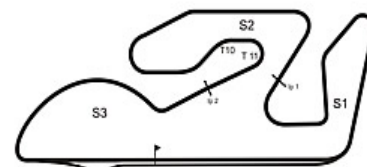
7 BARTH						CHE			Sunred SR Leon 1.6T			Y		
1	1:08.983	113.2	43.228	120.8	43.756	2:35.967	7	40.924	119.6	37.438	129.7	28.399	194.9	1:46.761
2	45.318	116.0	38.641	131.3	29.640	1:53.599	8	41.102	118.0	37.570	132.6	28.665	195.2	1:47.337
3	40.611	119.0	37.398	132.6	28.736	1:46.745	9	41.396	117.7	37.877	129.4	28.916	187.1	1:48.189
4	40.898	118.2	37.412	129.6	28.857	1:47.167	10	42.016	118.3	37.852	130.1	28.817	191.8	1:48.685
5	41.503	119.5	38.722	121.0	49.985	2:10.210 Pit								
6	8:02.645	118.6	39.519	128.5	29.681	1:46.845								

8 MENU						CHE			Chevrolet Cruze 1.6T			Y			
1	1:00.130	109.8	44.206	117.3	50.481	128.8	2:34.817	9	40.769	120.1	37.349	132.6	28.406	196.3	1:46.524
2	44.165	120.5	36.540	133.3	28.256	194.9	1:48.961	10	40.810	119.5	37.185	131.7	28.430	195.6	1:46.425
3	40.427	119.5	36.641	133.5	28.199	196.3	1:45.267	11	40.917	118.8	37.114	132.4	28.362	195.6	1:46.393
4	40.389	120.1	36.881	132.2	28.486	196.0	1:45.756	12	41.006	118.7	37.343	131.8	28.471	195.2	1:46.820
5	40.524	119.8	36.760	132.7	28.408	196.3	1:45.692	13	41.075	119.1	37.643	131.1	28.470	196.0	1:47.188
6	40.630	119.5	36.923	132.4	28.428	196.3	1:45.981	14	41.259	118.8	37.465	131.1	28.599	196.0	1:47.323
7	40.740	119.1	36.998	132.2	28.413	197.0	1:46.151								
8	41.165	118.5	37.126	132.6	28.566	195.6	1:46.857								

9 O'YOUNG						HKG			Chevrolet Cruze 1.6T			Y			
1	1:07.969	110.8	43.260	118.2	44.617	140.2	2:35.846	9	41.700	116.9	38.519	130.6	29.230	195.2	1:49.449
2	47.623	119.3	37.757	132.0	29.216	195.6	1:54.596	10	41.922	115.7	38.512	130.8	29.223	194.5	1:49.657
3	41.205	118.5	37.490	132.7	28.817	197.4	1:47.512	11	42.175	115.3	38.485	131.1	29.310	194.9	1:49.970
4	40.955	119.1	37.781	132.2	28.661	195.2	1:47.397	12	42.428	115.3	38.908	130.9	29.617	193.8	1:50.953
5	41.373	117.5	37.932	130.8	29.298	192.5	1:48.603	13	42.644	115.3	39.017	130.1	29.812	193.8	1:51.473
6	41.735	117.4	37.858	130.6	28.893	194.9	1:48.486	14	43.006	115.3	39.072	130.9	30.169	193.5	1:52.247
7	41.506	118.3	38.168	131.5	29.213	195.6	1:48.887								
8	41.656	117.5	38.260	131.5	29.027	194.9	1:48.943								

10 TANIGUCHI						JPN			Chevrolet Cruze 1.6T			Y			
1	1:12.796	113.2	41.695	122.4	42.115	144.5	2:36.606	9	41.352	117.4	37.671	129.2	28.659	196.7	1:47.682
2	46.082	118.7	37.738	130.6	29.595	194.9	1:53.415	10	41.543	116.5	37.626	129.2	29.046	196.0	1:48.215
3	40.815	117.5	37.253	133.7	28.596	195.6	1:46.664	11	41.679	115.8	37.752	129.2	28.824	195.2	1:48.255
4	41.068	119.3	37.176	131.5	28.833	196.7	1:47.077	12	41.836	116.9	38.124	128.7	28.861	195.6	1:48.821
5	42.512	106.9	37.688	130.6	29.542	194.5	1:49.742	13	41.787	117.0	38.046	129.7	29.302	193.8	1:49.135
6	41.428	117.4	37.384	130.4	28.944	195.6	1:47.756	14	41.795	113.9	38.296	130.1	29.154	194.5	1:49.245
7	41.158	117.3	37.654	132.7	28.649	197.0	1:47.461								
8	41.649	116.2	37.575	131.8	28.709	195.6	1:47.933								

11 POULSEN						DNK			BMW 320 TC			Y			
1	1:06.069	97.1	43.557	122.8	45.974	138.1	2:35.600	9	41.518	117.3	37.179	132.6	28.470	198.1	1:47.167
2	44.503	119.2	37.273	132.4	28.111	197.8	1:49.887	10	41.556	116.3	37.478	133.3	28.838	197.0	1:47.872
3	40.242	120.7	36.892	131.7	28.180	198.8	1:45.314	11	41.017	118.1	37.238	132.9	28.393	196.7	1:46.648
4	40.470	119.7	36.935	133.5	28.226	198.1	1:45.631	12	40.876	118.6	37.252	131.8	28.626	197.4	1:46.754
5	40.670	120.8	37.697	132.4	28.431	196.7	1:46.798	13	41.514	116.1	37.723	131.1	28.795	196.7	1:48.032
6	40.478	118.8	36.923	132.0	28.378	197.8	1:45.779	14	41.528	118.6	38.104	131.3	29.315	197.0	1:48.947
7	40.783	118.5	37.417	131.3	28.578	197.8	1:46.778								
8	41.162	119.3	37.897	132.2	28.747	195.6	1:47.806								



Weather/Track: Sun 29C/Dry 48C

Circuit Length - 4.0050 kilometres
Valencia

2011 FIA World Touring Car Championship

Race 1 - Sector Analysis Report

Lap S1 Time S1 Spd S2 Time S2 Spd S3 Time S3 Spd Lap Time Pit Lap S1 Time S1 Spd S2 Time S2 Spd S3 Time S3 Spd Lap Time Pit

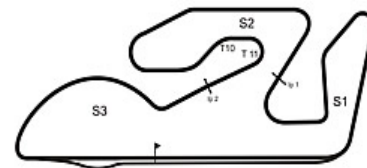
12 ENGSTLER DEU						BMW 320 TC						Y			
1	1:02.569	111.7	44.133	134.0	48.954	130.4	2:35.656	6	42.099	112.3	39.351	122.5	41.021	2:02.471	Pit
2	45.092		37.962	131.7	28.371	197.8	1:51.425	7	10:05.644	115.7	37.522	134.2	28.797	198.5	11:11.963
3	41.264	119.7	37.491	134.2	28.195	198.5	1:46.950	8	40.840	117.1	37.306	132.2	28.491	199.6	1:46.637
4	40.582	120.8	37.218	131.7	28.622	197.4	1:46.422	9	40.837	118.6	37.244	129.9	28.719	197.0	1:46.800
5	40.747	120.0	37.305	132.9	28.457	196.0	1:46.509								

15 CORONEL NLD						BMW 320 TC						Y			
1	59.265	114.7	44.422	116.9	51.259		2:34.946	9	40.929	120.1	37.463	133.8	28.323	197.8	1:46.715
2	44.995	118.2	37.115	134.8	27.881	198.1	1:49.991	10	41.149	120.2	37.410	134.2	28.625	197.0	1:47.184
3	40.403	121.9	36.870	134.6	28.182	198.8	1:45.455	11	41.270	119.3	37.195	135.3	28.429	196.7	1:46.894
4	40.436	120.1	37.025	134.8	28.290	198.5	1:45.751	12	40.979	119.8	37.546	134.6	28.547	196.7	1:47.072
5	40.715	122.0	37.678	135.1	28.195	197.0	1:46.588	13	41.059	120.0	37.516	133.7	28.920	196.7	1:47.495
6	40.500	121.1	37.041	134.0	28.427	198.1	1:45.968	14	41.297	119.3	37.493	133.8	28.609	197.0	1:47.399
7	40.821	119.5	37.439	132.4	28.525	197.0	1:46.785								
8	41.241	120.0	37.567	133.5	28.346	197.4	1:47.154								

17 NYKJAER DNK						Sunred SR Leon 1.6T						Y			
1	1:04.661	112.2	43.995	117.2	46.680	138.8	2:35.336	9	41.293	116.4	37.704	131.1	28.797	198.8	1:47.794
2	45.164	116.9	38.004	130.9	28.199	199.6	1:51.367	10	41.135	116.1	37.646	130.8	28.824	198.8	1:47.605
3	40.494	116.4	37.017	133.7	28.862	196.0	1:46.373	11	41.275	117.4	37.921	132.4	28.882	198.1	1:48.078
4	40.820	118.8	36.915	131.8	28.428	198.1	1:46.163	12	41.826	117.7	38.436	129.0	29.552	198.8	1:49.814
5	41.430	117.7	37.241	132.2	28.437	197.8	1:47.108	13	41.866	114.5	38.015	130.6	28.894	198.1	1:48.775
6	40.776	118.3	37.212	130.9	28.766	197.8	1:46.754	14	41.936	117.0	37.897	129.4	29.239	199.2	1:49.072
7	40.859	117.7	37.401	130.9	28.571	198.5	1:46.831								
8	41.020	116.3	37.275	130.9	28.649	198.1	1:46.944								

18 MONTEIRO PRT						Sunred SR Leon 1.6T						Y			
1	58.911	111.3	44.361	125.2	51.466	124.5	2:34.738	9	40.996	117.3	37.607	129.9	28.513	197.8	1:47.116
2	44.844	119.6	36.823	132.0	28.031	197.8	1:49.698	10	41.948	116.5	38.478	125.7	29.815	197.8	1:50.241
3	40.337	120.3	36.926	131.5	28.303	197.4	1:45.566	11	41.363	116.2	38.287	130.2	28.843	197.4	1:48.493
4	40.499	118.6	37.149	130.9	28.217	198.1	1:45.865	12	41.277	118.1	37.976	128.5	28.741	196.7	1:47.994
5	40.568	119.1	37.123	130.4	28.406	196.7	1:46.097	13	42.357	116.5	38.071	129.7	28.818	196.7	1:49.246
6	40.700	116.9	37.196	130.1	28.556	197.0	1:46.452	14	41.629	116.7	38.337	130.2	29.222	195.2	1:49.188
7	40.861	119.0	37.494	130.6	28.508	197.4	1:46.863								
8	41.164	117.5	38.209	130.4	28.787	197.8	1:48.160								

20 VILLA ESP						BMW 320 TC						Y			
1	1:01.714	114.2	44.145	135.0	49.178		2:35.037	9	41.484	119.5	37.272	132.9	28.571	197.4	1:47.327
2	44.868	119.6	37.817	133.5	28.238	197.4	1:50.923	10	41.470	117.9	38.366	121.6	29.934	197.8	1:49.770
3	40.293	122.0	36.824	133.5	28.346	197.4	1:45.463	11	41.237	119.8	37.599	132.2	28.494	197.4	1:47.330
4	40.256	120.3	36.990	132.9	28.400	197.4	1:45.646	12	40.765	119.8	37.791	133.1	28.924	195.2	1:47.480
5	40.338	121.0	37.663	131.3	28.507	197.0	1:46.508	13	42.341	118.1	38.500	129.6	28.689	196.3	1:49.530
6	40.422	121.7	37.063	133.3	28.651	196.3	1:46.136	14	42.144	118.2	38.405	132.4	28.794	195.6	1:49.343
7	40.461	121.1	37.353	132.4	28.539	198.1	1:46.353								
8	41.212	120.5	37.864	132.2	28.760	197.8	1:47.836								



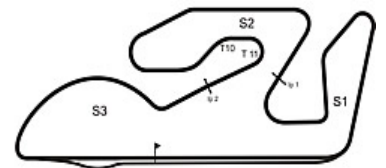
Weather/Track: Sun 29C/Dry 48C

Circuit Length - 4.0050 kilometres
Valencia

2011 FIA World Touring Car Championship

Race 1 - Sector Analysis Report

Lap	S1 Time	S1 Spd	S2 Time	S2 Spd	S3 Time	S3 Spd	Lap Time	Pit	Lap	S1 Time	S1 Spd	S2 Time	S2 Spd	S3 Time	S3 Spd	Lap Time	Pit	
21 FABIANI									ITA BMW 320si									Y
1	1:13.701	112.2	42.064	106.3	41.375	136.3	2:37.140		9	43.548	113.3	38.744	125.2	30.426	187.1	1:52.718		
2	46.243	112.7	39.698	121.6	29.650	187.5	1:55.591		10	44.325	114.0	38.939	125.9	30.375	185.8	1:53.639		
3	43.143	113.7	39.070	126.0	29.961	188.1	1:52.174		11	43.524	113.8	39.021	124.9	30.428	184.3	1:52.973		
4	42.951	115.3	39.060	119.2	30.161	186.5	1:52.172		12	43.397	115.0	41.656	99.5	33.537	185.8	1:58.590		
5	43.111	114.5	38.883	125.7	30.323	186.2	1:52.317		13	45.107	112.6	39.323	124.9	30.389	186.5	1:54.819		
6	45.102	112.2	39.496	123.3	30.525	186.5	1:55.123		14	44.010	112.8	39.365	126.0	30.559	185.8	1:53.934		
7	43.178	113.9	39.137	121.5	30.603	184.9	1:52.918											
8	43.393	115.6	38.988	123.9	30.160	186.5	1:52.541											
25 BENNANI									MAR BMW 320 TC									Y
1	1:14.859	107.7	41.447	109.2	40.448	153.1	2:36.754		4	40.956	121.1	37.011	132.6	28.960	195.6	1:46.927		
2	46.206	118.7	37.936	132.0	29.341	196.7	1:53.483											
3	40.847	119.5	37.259	133.3	28.839	196.0	1:46.945											
26 D'ASTE									ITA BMW 320 TC									Y
1	1:09.499	110.9	43.460	112.3	43.186		2:36.145		9	40.869	119.3	37.474	133.3	28.659	197.4	1:47.002		
2	44.986	118.3	38.409	132.7	28.327	196.0	1:51.722		10	41.094	117.5	37.558	132.0	28.735	195.6	1:47.387		
3	40.980	119.8	37.579	133.3	28.911	196.0	1:47.470		11	41.906	118.2	37.241	133.8	28.586	197.0	1:47.733		
4	40.609	120.6	37.056	133.7	28.325	197.4	1:45.990		12	40.943	118.8	37.839	128.2	29.121	195.2	1:47.903		
5	40.675	120.0	37.109	133.3	28.429	195.6	1:46.213		13	41.175	117.6	37.884	131.5	28.631	197.0	1:47.690		
6	41.032	117.3	37.190	132.2	28.784	194.9	1:47.006		14	41.204	118.2	38.335	131.5	29.156	196.7	1:48.695		
7	40.867	110.1	37.630	133.7	29.437	197.0	1:47.934											
8	41.046	119.2	37.539	134.0	28.716	196.7	1:47.301											
30 DAHLGREN									SWE Volvo C30 Drive									
1	1:10.330	116.2	43.232	111.5	42.604	145.1	2:36.166		9	41.095	121.0	37.435	132.9	28.604	198.8	1:47.134		
2	45.309	120.6	38.414	131.5	28.909	198.1	1:52.632		10	41.161	120.2	37.585	133.1	28.950	197.8	1:47.696		
3	40.698	120.8	37.265	133.3	28.799	200.7	1:46.762		11	41.042	119.6	37.446	131.8	28.648	200.0	1:47.136		
4	40.918	121.3	37.017	134.0	28.335	199.6	1:46.270		12	41.374	119.1	37.739	131.3	28.760	198.1	1:47.873		
5	40.779	123.4	37.423	133.8	28.434	198.5	1:46.636		13	41.172	119.1	37.795	132.9	28.756	200.0	1:47.723		
6	40.779	121.6	37.341	133.3	28.500	199.6	1:46.620		14	41.559	119.0	38.421	131.7	29.071	198.5	1:49.051		
7	40.849	120.6	37.316	133.3	28.872	199.2	1:47.037											
8	41.144	120.6	37.342	134.0	28.607	199.2	1:47.093											
64 SIGACEV									RUS BMW 320 TC									Y
1	1:08.236	111.1	43.299	121.6	44.331		2:35.866		7	40.678	120.3	37.360	132.9	28.747	195.6	1:46.785		
2	53.662	121.0	37.059	131.3	28.700	195.2	1:59.421		8	40.984	118.5	37.406	132.6	28.538	197.0	1:46.928		
3	40.800	121.1	38.366	132.2	28.917	193.2	1:48.083		9	40.942	117.5	37.664	132.9	29.114	196.0	1:47.720		
4	59.044				1:27.080		2:26.124 Pit		10	42.444	110.2	39.401	130.8	39.426		2:01.271 Pit		
5	5:16.481	118.3	37.617	132.4	28.554	196.3	6:22.652											
6	40.690	117.7	37.367	132.9	28.846	196.3	1:46.903											



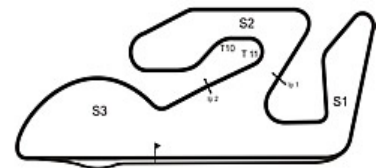
Weather/Track: Sun 29C/Dry 48C

Circuit Length - 4.0050 kilometres
Valencia

2011 FIA World Touring Car Championship

Race 1 - Sector Analysis Report

Lap	S1 Time	S1 Spd	S2 Time	S2 Spd	S3 Time	S3 Spd	Lap Time	Pit	Lap	S1 Time	S1 Spd	S2 Time	S2 Spd	S3 Time	S3 Spd	Lap Time	Pit	
74	ORIOLA							ESP		Sunred SR Leon 1.6T							Y	
1	1:05.581	107.0	43.688	116.8	46.477	134.1	2:35.746		9	41.191	118.5	37.805	130.2	29.616	197.4	1:48.612		
2	45.131		38.350	132.2	28.451	196.3	1:51.932		10	41.413	118.0	38.096	132.0	28.588	197.0	1:48.097		
3	40.846	118.1	37.852	131.5	28.670	196.7	1:47.368		11	41.856	116.9	37.957	132.0	28.510	196.3	1:48.323		
4	40.450	118.6	37.242	132.0	28.365	197.0	1:46.057		12	41.658	115.2	38.020	130.1	28.730	196.0	1:48.408		
5	41.347	118.5	38.036	130.9	28.656	196.0	1:48.039		13	41.799	116.4	38.610	132.4	28.669	196.3	1:49.078		
6	40.932	118.6	37.526	131.7	28.541	196.3	1:46.999		14	41.812	114.6	38.210	131.3	28.805	197.0	1:48.827		
7	40.836	117.1	37.632	132.7	28.667	196.7	1:47.135											
8	41.493	118.7	37.672	131.5	28.628	196.0	1:47.793											



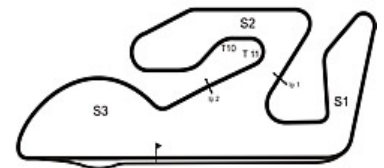
Weather/Track: Sun 29C/Dry 48C

Circuit Length - 4.0050 kilometres
Valencia

2011 FIA World Touring Car Championship

Race 1 - Best Sector Speeds Report

		SECTOR 1			SECTOR 2			SECTOR 3				
POS	NO	NAME	SPEED	LAP	NO	NAME	SPEED	LAP	NO	NAME	SPEED	LAP
1	30	DAHLGREN	123.4	5	15	CORONEL	135.3	11	30	DAHLGREN	200.7	3
2	1	MULLER	122.6	2	5	MICHELISZ	135.1	4	12	ENGSTLER	199.6	8
3	15	CORONEL	122.0	5	20	VILLA	135.0	1	17	NYKJAER	199.6	2
4	20	VILLA	122.0	3	12	ENGSTLER	134.2	3	3	TARQUINI	199.2	9
5	5	MICHELISZ	121.6	3	3	TARQUINI	134.0	2	4	DUDUKALO	199.2	9
6	25	BENNANI	121.1	4	26	D'ASTE	134.0	8	5	MICHELISZ	198.8	3
7	64	SIGACEV	121.1	3	30	DAHLGREN	134.0	4	11	POULSEN	198.8	3
8	3	TARQUINI	120.8	2	1	MULLER	133.8	2	15	CORONEL	198.8	3
9	11	POULSEN	120.8	5	2	HUFF	133.7	5	18	MONTEIRO	198.1	4
10	12	ENGSTLER	120.8	4	10	TANIGUCHI	133.7	3	20	VILLA	198.1	7
11	26	D'ASTE	120.6	4	17	NYKJAER	133.7	3	1	MULLER	197.4	3
12	8	MENU	120.5	2	8	MENU	133.5	3	9	O'YOUNG	197.4	3
13	18	MONTEIRO	120.3	3	11	POULSEN	133.5	4	26	D'ASTE	197.4	4
14	4	DUDUKALO	120.2	3	25	BENNANI	133.3	3	74	ORIOLA	197.4	9
15	2	HUFF	120.0	6	4	DUDUKALO	133.1	3	2	HUFF	197.0	8
16	7	BARTH	119.6	7	64	SIGACEV	132.9	6	8	MENU	197.0	7
17	9	O'YOUNG	119.3	2	9	O'YOUNG	132.7	3	10	TANIGUCHI	197.0	7
18	10	TANIGUCHI	119.3	4	74	ORIOLA	132.7	7	64	SIGACEV	197.0	8
19	17	NYKJAER	118.8	4	7	BARTH	132.6	3	25	BENNANI	196.7	2
20	74	ORIOLA	118.7	8	18	MONTEIRO	132.0	2	7	BARTH	195.2	8
21	21	FABIANI	115.6	8	21	FABIANI	126.0	3	21	FABIANI	188.1	3



Weather/Track: Sun 29C/Dry 48C

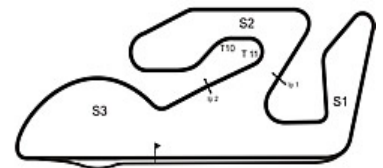
Circuit Length - 4.0050 kilometres
Valencia

2011 FIA World Touring Car Championship

Race 1 - Best Sector Times Report

POS	NO	SECTOR 1		SECTOR 2		SECTOR 3		NO	NAME	IDEAL/BEST LAP COMPARISON			DIFF		
		TIME	LAP	NO	TIME	LAP	NO			TIME	LAP	NO		IDEAL	BEST
1	1	40.206	5	1	36.358	2	3	27.879	2	1	MULLER	1:44.489	1:45.130	5	+ 0.641
2	11	40.242	3	3	36.398	2	15	27.881	2	3	TARQUINI	1:44.697	1:45.718	5	+ 1.021
3	20	40.256	4	8	36.540	2	1	27.925	2	8	MENU	1:45.128	1:45.267	3	+ 0.139
4	5	40.332	4	2	36.737	3	18	28.031	2	15	CORONEL	1:45.154	1:45.455	3	+ 0.301
5	18	40.337	3	18	36.823	2	11	28.111	2	18	MONTEIRO	1:45.191	1:45.566	3	+ 0.375
6	2	40.368	3	20	36.824	3	5	28.181	2	11	POULSEN	1:45.245	1:45.314	3	+ 0.069
7	8	40.389	4	15	36.870	3	12	28.195	3	20	VILLA	1:45.318	1:45.463	3	+ 0.145
8	15	40.403	3	5	36.881	3	8	28.199	3	2	HUFF	1:45.330	1:45.424	3	+ 0.094
9	3	40.420	4	11	36.892	3	17	28.199	2	5	MICHELISZ	1:45.394	1:45.637	3	+ 0.243
10	74	40.450	4	17	36.915	4	2	28.225	6	17	NYKJAER	1:45.608	1:46.163	4	+ 0.555
11	17	40.494	3	25	37.011	4	20	28.238	2	26	D'ASTE	1:45.990	1:45.990	4	+ 0.000
12	4	40.530	3	30	37.017	4	26	28.325	4	12	ENGSTLER	1:45.995	1:46.422	4	+ 0.427
13	12	40.582	4	26	37.056	4	30	28.335	4	30	DAHLGREN	1:46.050	1:46.270	4	+ 0.220
14	26	40.609	4	64	37.059	2	74	28.365	4	74	ORIOLO	1:46.057	1:46.057	4	+ 0.000
15	7	40.611	3	10	37.176	4	7	28.399	7	4	DUDUKALO	1:46.182	1:46.590	3	+ 0.408
16	64	40.678	7	4	37.203	3	4	28.449	11	64	SIGACEV	1:46.275	1:46.785	7	+ 0.510
17	30	40.698	3	12	37.218	4	64	28.538	8	7	BARTH	1:46.408	1:46.745	3	+ 0.337
18	10	40.815	3	74	37.242	4	10	28.596	3	10	TANIGUCHI	1:46.587	1:46.664	3	+ 0.077
19	25	40.847	3	7	37.398	3	9	28.661	4	25	BENNANI	1:46.697	1:46.927	4	+ 0.230
20	9	40.955	4	9	37.490	3	25	28.839	3	9	O'YOUNG	1:47.106	1:47.397	4	+ 0.291
21	21	42.951	4	21	38.744	9	21	29.650	2	21	FABIANI	1:51.345	1:52.172	4	+ 0.827

'Perfect Lap' - 1:44.443



Weather/Track: Sun 29C/Dry 48C

Circuit Length - 4.0050 kilometres
Valencia

2011 FIA World Touring Car Championship

RACE 1 - LAP CHART

Lap 1			Lap 2			Lap 3			Lap 4			Lap 5		
No	Behind	Laptime	No	Behind	Laptime	No	Behind	Laptime	No	Behind	Laptime	No	Behind	Laptime
2		2:34.563	3		1:47.228	3		1:45.925	1		1:45.531	1		1:45.130
71582:	47.260	2:34.527	1	0.350	1:47.766	1	0.235	1:45.810	3	0.754	1:46.520	3	1.342	1:45.718
18	0.175	2:34.738	8	1.835	1:48.961	8	1.177	1:45.267	8	1.167	1:45.756	8	1.729	1:45.692
3	0.152	2:34.715	18	2.493	1:49.698	18	2.134	1:45.566	18	2.233	1:45.865	18	3.200	1:46.097
8	0.254	2:34.817	15	2.994	1:49.991	15	2.524	1:45.455	15	2.509	1:45.751	15	3.967	1:46.588
15	0.383	2:34.946	11	3.544	1:49.887	11	2.933	1:45.314	11	2.798	1:45.631	11	4.466	1:46.798
20	0.474	2:35.037	20	4.017	1:50.923	20	3.555	1:45.463	20	3.435	1:45.646	20	4.813	1:46.508
5	0.514	2:35.077	5	4.302	1:51.168	5	4.014	1:45.637	5	3.917	1:45.669	5	5.133	1:46.346
17	0.773	2:35.336	17	4.760	1:51.367	2	4.943	1:45.424	17	5.605	1:46.163	2	6.906	1:46.147
11	1.037	2:35.600	12	5.138	1:51.425	17	5.208	1:46.373	2	5.889	1:46.712	17	7.583	1:47.108
12	1.093	2:35.656	2	5.444	1:52.824	12	6.163	1:46.950	12	6.819	1:46.422	12	8.198	1:46.509
74	1.183	2:35.746	74	5.735	1:51.932	74	7.178	1:47.368	74	7.469	1:46.057	26	8.776	1:46.213
64	1.303	2:35.866	26	5.924	1:51.722	26	7.469	1:47.470	26	7.693	1:45.990	30	9.702	1:46.636
9	1.283	2:35.846	30	6.855	1:52.632	30	7.692	1:46.762	30	8.196	1:46.270	74	10.378	1:48.039
7	1.404	2:35.967	4	7.309	1:52.833	4	7.974	1:46.590	4	9.578	1:47.370	4	14.121	1:49.673
30	1.603	2:36.166	7	7.623	1:53.599	7	8.443	1:46.745	7	9.844	1:47.167	10	14.740	1:49.742
26	1.582	2:36.145	10	8.078	1:53.415	10	8.817	1:46.664	10	10.128	1:47.077	9	15.190	1:48.603
4	1.856	2:36.419	25	8.294	1:53.483	25	9.314	1:46.945	25	10.475	1:46.927	21	30.630	1:52.317
10	2.043	2:36.606	9	8.499	1:54.596	9	10.086	1:47.512	9	11.717	1:47.397	7	34.924	2:10.210P
25	2.191	2:36.754	21	10.788	1:55.591	64	15.502	1:48.083	21	23.443	1:52.172			
21	2.577	2:37.140	64	13.344	1:59.421	21	17.037	1:52.174	64	55.860	2:26.124P			

Subject to Technical Scrutineering. For Media Information Purposes - No Regulatory Value. Valencia

Weather/Track: Sun 29C/Dry 48C

Circuit Length = 4.0050 km.

Start: 13:13 End: 13:58

2011 FIA World Touring Car Championship

RACE 1 - LAP CHART

(contd.)

Lap 6			Lap 7			Lap 8			Lap 9			Lap 10		
No	Behind	Laptime	No	Behind	Laptime	No	Behind	Laptime	No	Behind	Laptime	No	Behind	Laptime
1		1:45.524	1		1:45.679	1		1:45.806	1		1:46.654	1		1:47.457
3	1.801	1:45.983	3	2.317	1:46.195	8	3.709	1:46.857	8	3.579	1:46.524	8	2.547	1:46.425
8	2.186	1:45.981	8	2.658	1:46.151	15	6.865	1:47.154	15	6.926	1:46.715	15	6.653	1:47.184
18	4.128	1:46.452	18	5.312	1:46.863	18	7.666	1:48.160	18	8.128	1:47.116	11	8.748	1:47.872
15	4.411	1:45.968	15	5.517	1:46.785	11	7.820	1:47.806	11	8.333	1:47.167	2	10.216	1:47.826
11	4.721	1:45.779	11	5.820	1:46.778	20	8.129	1:47.836	20	8.802	1:47.327	18	10.912	1:50.241
20	5.425	1:46.136	20	6.099	1:46.353	5	8.668	1:47.858	2	9.847	1:47.419	20	11.115	1:49.770
5	5.982	1:46.373	5	6.616	1:46.313	2	9.082	1:46.830	5	10.323	1:48.309	5	11.251	1:48.385
2	7.359	1:45.977	2	8.058	1:46.378	3	10.143	1:53.632	3	11.067	1:47.578	17	12.391	1:47.605
17	8.813	1:46.754	17	9.965	1:46.831	17	11.103	1:46.944	17	12.243	1:47.794	30	14.162	1:47.696
26	10.258	1:47.006	30	12.156	1:47.037	30	13.443	1:47.093	30	13.923	1:47.134	26	14.286	1:47.387
30	10.798	1:46.620	26	12.513	1:47.934	26	14.008	1:47.301	26	14.356	1:47.002	64	3 LAPS	1:46.785
74	11.853	1:46.999	74	13.309	1:47.135	74	15.296	1:47.793	64	3 LAPS	1:46.903	74	17.894	1:48.097
4	16.368	1:47.771	4	18.254	1:47.565	64	3 LAPS	6:22.652	74	17.254	1:48.612	4	21.297	1:47.600
10	16.972	1:47.756	10	18.754	1:47.461	4	19.944	1:47.496	4	21.154	1:47.864	10	22.667	1:48.215
9	18.152	1:48.486	9	21.360	1:48.887	10	20.881	1:47.933	10	21.909	1:47.682	3	29.937	2:06.327P
12	25.145	2:02.471P	21	47.468	1:52.918	9	24.497	1:48.943	9	27.292	1:49.449	9	29.492	1:49.657
21	40.229	1:55.123				21	54.203	1:52.541	21	1:00.267	1:52.718	7	4 LAPS	9:11.845
												21	1:06.449	1:53.639

Subject to Technical Scrutineering. For Media Information Purposes - No Regulatory Value. Valencia

Weather/Track: Sun 29C/Dry 48C

Circuit Length = 4.0050 km.

Start: 13:13 End: 13:58

2011 FIA World Touring Car Championship

RACE 1 - LAP CHART

(contd.)

Lap 11			Lap 12			Lap 13			Lap 14			Lap 15		
No	Behind	Laptime	No	Behind	Laptime	No	Behind	Laptime	No	Behind	Laptime	No	Behind	Laptime
1		1:47.165	1		1:46.916	1		1:47.474	1		1:47.613			
8	1.775	1:46.393	8	1.679	1:46.820	8	1.393	1:47.188	8	1.103	1:47.323			
15	6.382	1:46.894	15	6.538	1:47.072	15	6.559	1:47.495	15	6.345	1:47.399			
11	8.231	1:46.648	11	8.069	1:46.754	11	8.627	1:48.032	11	9.961	1:48.947			
2	10.453	1:47.402	2	11.659	1:48.122	2	13.533	1:49.348	2	15.404	1:49.484			
20	11.280	1:47.330	20	11.844	1:47.480	20	13.900	1:49.530	20	15.630	1:49.343			
18	12.240	1:48.493	18	13.318	1:47.994	5	14.303	1:48.219	5	16.206	1:49.516			
5	12.384	1:48.298	5	13.558	1:48.090	18	15.090	1:49.246	18	16.665	1:49.188			
17	13.304	1:48.078	30	15.090	1:47.873	30	15.339	1:47.723	30	16.777	1:49.051			
30	14.133	1:47.136	26	15.841	1:47.903	26	16.057	1:47.690	26	17.139	1:48.695			
26	14.854	1:47.733	17	16.202	1:49.814	17	17.503	1:48.775	17	18.962	1:49.072			
64	3 LAPS	1:46.928	64	3 LAPS	1:47.720	74	22.148	1:49.078	74	23.362	1:48.827			
74	19.052	1:48.323	74	20.544	1:48.408	4	24.815	1:49.071	4	26.603	1:49.401			
4	22.006	1:47.874	4	23.218	1:48.128	10	27.323	1:49.135	10	28.955	1:49.245			
10	23.757	1:48.255	10	25.662	1:48.821	64	3 LAPS	2:01.271P	9	44.967	1:52.247			
9	32.297	1:49.970	9	36.334	1:50.953	9	40.333	1:51.473	12	5 LAPS	1:46.800			
7	4 LAPS	1:46.761	7	4 LAPS	1:47.337	7	4 LAPS	1:48.189	7	4 LAPS	1:48.685			
21	1:12.257	1:52.973	12	5 LAPS	1:11.963	12	5 LAPS	1:46.637	21	1:37.597	1:53.934			
			21	1:23.931	1:58.590	21	1:31.276	1:54.819						

Subject to Technical Scrutineering. For Media Information Purposes - No Regulatory Value.

Weather/Track: Sun 29C/Dry 48C

Valencia

Circuit Length = 4.0050 km.

Start: 13:13 End: 13:58

2011 FIA World Touring Car Championship

FINAL GRID FOR RACE 2

ROW 11	25	BENNANI	64	SIGACEV
ROW 10	21	FABIANI	4	DUDUKALO
ROW 9	10	TANIGUCHI	30	DAHLGREN
ROW 8	26	D'ASTE	7	BARTH
ROW 7	9	O'YOUNG	11	POULSEN
ROW 6	74	ORIOLA	3	TARQUINI
ROW 5	8	MENU	5	MICHELISZ
ROW 4	2	HUFF	18	MONTEIRO
ROW 3	1	MULLER	20	VILLA
ROW 2	17	NYKJAER	15	CORONEL
ROW 1	12	ENGSTLER		

POLE



Cars 21, 25 allowed to start, Stewards decisions 1 and 2 refer.
Cars 64, 21 to back of grid, Article 132e, Stewards decisions 5 & 6 refer.

Valencia
Circuit Length = 4.0050 km.

Race Director:	Steward:	Timekeeper:
----------------	----------	-------------

2011 FIA World Touring Car Championship
RACE 2 - PROVISIONAL CLASSIFICATION

POS	NO	CLS	DRIVER / TEAM	NAT	CAR	TIME	LAPS	GAP	KPH	BEST
1	1		Yvan MULLER	FRA	Chevrolet Cruze 1.6T	23:14.296	13		134.42	1:44.683
2	2		Robert HUFF	GBR	Chevrolet Cruze 1.6T	23:14.730	13	0.434	134.38	1:45.309
3	8		Alain MENU	CHE	Chevrolet Cruze 1.6T	23:15.439	13	1.143	134.31	1:45.391
4	15		Tom CORONEL	NLD	BMW 320 TC	23:16.480	13	2.184	134.21	1:45.092
5	3		Gabriele TARQUINI	ITA	Sunred SR Leon 1.6T	23:17.262	13	2.966	134.14	1:45.220
6	11	Y	Kristian POULSEN	DNK	BMW 320 TC	23:19.856	13	5.560	133.89	1:45.467
7	5	Y	Norbert MICHELISZ	HUN	BMW 320 TC	23:23.497	13	9.201	133.54	1:44.994
8	74	Y	Pepe ORIOLA	ESP	Sunred SR Leon 1.6T	23:29.947	13	15.651	132.93	1:45.904
9	30		Robert DAHLGREN	SWE	Volvo C30 Drive	23:32.248	13	17.952	132.72	1:46.876
10	12	Y	Franz ENGSTLER	DEU	BMW 320 TC	23:33.351	13	19.055	132.61	1:46.856
11	26	Y	Stefano D'ASTE	ITA	BMW 320 TC	23:36.789	13	22.493	132.29	1:46.313
12	25	Y	Mehdi BENNANI	MAR	BMW 320 TC	23:39.102	13	24.806	132.07	1:46.815
13	64	Y	David SIGACEV	RUS	BMW 320 TC	23:43.387	13	29.091	131.68	1:46.226
14	9	Y	Darryl O'YOUNG	HKG	Chevrolet Cruze 1.6T	23:44.326	13	30.030	131.59	1:47.487
15	17	Y	Michel NYKJAER	DNK	Sunred SR Leon 1.6T	23:44.784	13	30.488	131.55	1:45.794
16	10	Y	Yukinori TANIGUCHI	JPN	Chevrolet Cruze 1.6T	23:54.666	13	40.370	130.64	1:47.547
17	21	Y	Fabio FABIANI	ITA	BMW 320si	24:56.120	13	1:41.824	125.28	1:52.500
18	7	Y	Fredy BARTH	CHE	Sunred SR Leon 1.6T	20:18.892	11	2 LAPS	130.11	1:47.079
19	20	Y	Javier VILLA	ESP	BMW 320 TC	16:01.135	9	4 LAPS	135.00	1:45.387

NOT CLASSIFIED

4	Y	Aleksei DUDUKALO	RUS	Sunred SR Leon 1.6T	7:26.824	4	D.N.F.	129.07	1:48.170
18		Tiago MONTEIRO	PRT	Sunred SR Leon 1.6T	2:10.408	1	D.N.F.	110.56	

FASTEST LAP

1		Yvan MULLER		Chevrolet Cruze 1.6T	1:44.683	2	85.58mph	137.73kph
5	Y	Norbert MICHELISZ		BMW 320 TC	1:44.994	2	85.32mph	137.32kph

Valencia

Subject to Technical Scrutineering. For Media Information Purposes - No Regulatory Value.

Circuit Length = 4.0050 km.

Weather/Track: Sun 31C/Dry 50C

Start: 15:03 End: 15:27

Race Director:	Steward:	Timekeeper:	Issued at:
----------------	----------	-------------	------------

2011 FIA World Touring Car Championship
RACE 2 RESULT

POS	NO	CLS	DRIVER / TEAM	NAT	CAR	TIME	LAPS	GAP	KPH	BEST
1	1		Yvan MULLER	FRA	Chevrolet Cruze 1.6T	23:14.296	13		134.42	1:44.683
2	2		Robert HUFF	GBR	Chevrolet Cruze 1.6T	23:14.730	13	0.434	134.38	1:45.309
3	8		Alain MENU	CHE	Chevrolet Cruze 1.6T	23:15.439	13	1.143	134.31	1:45.391
4	3		Gabriele TARQUINI	ITA	Sunred SR Leon 1.6T	23:17.262	13	2.966	134.14	1:45.220
5	11	Y	Kristian POULSEN	DNK	BMW 320 TC	23:19.856	13	5.560	133.89	1:45.467
6	5	Y	Norbert MICHELISZ	HUN	BMW 320 TC	23:23.497	13	9.201	133.54	1:44.994
7	15		Tom CORONEL	NLD	BMW 320 TC	23:26.480	13	12.184	133.26	1:45.092
8	74	Y	Pepe ORIOLA	ESP	Sunred SR Leon 1.6T	23:29.947	13	15.651	132.93	1:45.904
9	30		Robert DAHLGREN	SWE	Volvo C30 Drive	23:32.248	13	17.952	132.72	1:46.876
10	12	Y	Franz ENGSTLER	DEU	BMW 320 TC	23:33.351	13	19.055	132.61	1:46.856
11	26	Y	Stefano D'ASTE	ITA	BMW 320 TC	23:36.789	13	22.493	132.29	1:46.313
12	25	Y	Mehdi BENNANI	MAR	BMW 320 TC	23:39.102	13	24.806	132.07	1:46.815
13	64	Y	David SIGACEV	RUS	BMW 320 TC	23:43.387	13	29.091	131.68	1:46.226
14	9	Y	Darryl O'YOUNG	HKG	Chevrolet Cruze 1.6T	23:44.326	13	30.030	131.59	1:47.487
15	17	Y	Michel NYKJAER	DNK	Sunred SR Leon 1.6T	23:44.784	13	30.488	131.55	1:45.794
16	10	Y	Yukinori TANIGUCHI	JPN	Chevrolet Cruze 1.6T	23:54.666	13	40.370	130.64	1:47.547
17	21	Y	Fabio FABIANI	ITA	BMW 320si	24:56.120	13	1:41.824	125.28	1:52.500
18	7	Y	Fredy BARTH	CHE	Sunred SR Leon 1.6T	20:18.892	11	2 LAPS	130.11	1:47.079
19	20	Y	Javier VILLA	ESP	BMW 320 TC	16:01.135	9	4 LAPS	135.00	1:45.387

NOT CLASSIFIED

4	Y	Aleksei DUDUKALO	RUS	Sunred SR Leon 1.6T	7:26.824	4	D.N.F.	129.07	1:48.170
18		Tiago MONTEIRO	PRT	Sunred SR Leon 1.6T	2:10.408	1	D.N.F.	110.56	

FASTEST LAP

1		Yvan MULLER		Chevrolet Cruze 1.6T	1:44.683	2	85.58mph	137.73kph	
5	Y	Norbert MICHELISZ		BMW 320 TC	1:44.994	2	85.32mph	137.32kph	

Valencia

Car 15, 10 second penalty applied, Stewards' decision 9 refers.

Circuit Length = 4.0050 km.

Weather/Track: Sun 31C/Dry 50C

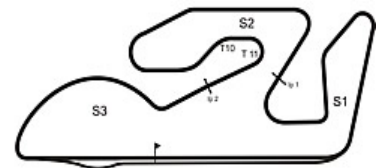
Start: 15:03 End: 15:27

Steward:	Steward:	Steward:	Issued at:
----------	----------	----------	------------

2011 FIA World Touring Car Championship

Race 2 - Sector Analysis Report

Lap	S1 Time	S1 Spd	S2 Time	S2 Spd	S3 Time	S3 Spd	Lap Time	Pit	Lap	S1 Time	S1 Spd	S2 Time	S2 Spd	S3 Time	S3 Spd	Lap Time	Pit
1 MULLER FRA Chevrolet Cruze 1.6T																	
1	49.001	119.6	36.650	134.0	28.026	197.0	1:53.677		8	40.820	116.9	37.373	131.8	28.540	197.8	1:46.733	
2	39.887	120.0	36.644	131.8	28.152	197.0	1:44.683		9	41.076	116.9	37.530	132.0	28.597	197.4	1:47.203	
3	40.354	119.2	36.924	132.6	28.251	197.4	1:45.529		10	41.629	117.5	37.535	132.2	28.703	196.3	1:47.867	
4	40.589	117.7	37.040	132.2	28.257	197.0	1:45.886		11	41.158	118.2	37.564	131.7	28.851	195.6	1:47.573	
5	40.531	117.7	37.113	132.0	28.285	197.0	1:45.929		12	41.173	117.1	37.692	130.8	28.783	195.6	1:47.648	
6	40.596	118.8	37.169	132.0	28.485	197.4	1:46.250		13	41.698	116.1	38.126	131.7	29.211	195.2	1:49.035	
7	40.595	119.8	37.227	132.0	28.461	197.0	1:46.283										
2 HUFF GBR Chevrolet Cruze 1.6T																	
1	49.298	118.2	37.098	133.1	28.284	196.3	1:54.680		8	40.938	118.1	37.372	133.1	28.350	196.7	1:46.660	
2	40.242	120.8	36.730	132.2	28.337	195.2	1:45.309		9	40.954	117.7	37.563	131.3	28.495	195.6	1:47.012	
3	40.316	119.8	36.952	132.0	28.053	197.0	1:45.321		10	41.236	117.6	37.555	130.6	28.599	196.0	1:47.390	
4	40.223	119.0	37.108	131.7	28.231	196.7	1:45.562		11	41.360	118.7	37.578	134.6	28.642	196.0	1:47.580	
5	40.427	119.1	37.203	132.2	28.341	195.2	1:45.971		12	41.438	117.0	37.909	131.1	28.583	195.6	1:47.930	
6	40.664	119.0	37.282	132.4	28.467	196.0	1:46.413		13	41.170	118.5	38.246	131.3	29.024	194.2	1:48.440	
7	40.751	119.1	37.351	132.6	28.360	196.3	1:46.462										
3 TARQUINI ITA Sunred SR Leon 1.6T																	
1	50.291	119.7	37.411	131.5	28.135	197.8	1:55.837		8	40.878	118.8	37.468	132.2	28.413	198.1	1:46.759	
2	40.244	119.1	36.798	131.8	28.178	198.5	1:45.220		9	40.858	119.0	37.787	130.9	28.669	196.7	1:47.314	
3	40.392	119.7	37.242	131.3	28.147	199.2	1:45.781		10	41.195	118.2	37.720	130.4	28.656	196.3	1:47.571	
4	40.547	119.5	37.270	130.4	28.344	198.5	1:46.161		11	41.044	119.3	37.743	130.1	28.733	196.0	1:47.520	
5	40.837	118.6	37.262	129.9	28.486	196.0	1:46.585		12	41.188	117.4	37.855	131.8	28.613	197.0	1:47.656	
6	40.734	118.8	37.400	132.0	28.296	198.5	1:46.430		13	41.173	117.0	37.803	130.9	28.688	197.8	1:47.664	
7	40.827	118.5	37.482	129.9	28.455	198.1	1:46.764										
4 DUDUKALO RUS Sunred SR Leon 1.6T Y																	
1	51.926	115.0	38.101	127.5	28.783	198.8	1:58.810		4	44.687	118.8	37.459	130.2	28.679	198.5	1:50.825	
2	41.425	117.5	38.310	130.9	29.284	198.1	1:49.019										
3	41.870	118.2	37.518	131.3	28.782	197.0	1:48.170										
5 MICHELISZ HUN BMW 320 TC Y																	
1	48.315	118.7	36.607	135.5	27.974	198.1	1:52.896		8	40.805	119.0	37.351	133.3	28.646	198.5	1:46.802	
2	40.226	120.7	36.577	134.4	28.191	197.8	1:44.994		9	41.110	119.2	37.474	133.7	28.719	197.0	1:47.303	
3	40.466	120.8	36.900	134.2	28.279	198.1	1:45.645		10	42.420	116.9	37.592	133.5	28.738	197.4	1:48.750	
4	40.539	120.1	36.858	134.0	28.299	198.1	1:45.696		11	41.278	118.7	37.528	133.1	28.808	197.0	1:47.614	
5	40.450	120.3	37.052	134.0	28.232	197.0	1:45.734		12	41.404	117.4	37.597	132.6	28.617	197.8	1:47.618	
6	40.627	120.5	37.073	134.2	28.373	198.1	1:46.073		13	41.508	116.8	38.276	132.6	38.152	182.7	1:57.936	
7	40.699	119.8	37.286	134.0	28.451	197.8	1:46.436										
7 BARTH CHE Sunred SR Leon 1.6T Y																	
1	50.887	118.3	37.809	128.5	28.976	196.0	1:57.672		7	41.256	117.7	38.240	129.6	28.974	194.5	1:48.470	
2	41.705	105.6	38.856	130.1	28.937	195.6	1:49.498		8	41.810	116.2	38.101	130.6	30.649	196.3	1:50.560	
3	40.984	118.8	37.501	129.6	29.124	194.9	1:47.609		9	41.664	117.0	38.582	130.9	28.956	193.8	1:49.202	
4	41.012	117.9	37.464	130.9	28.603	195.6	1:47.079		10	41.721	116.9	38.149	129.9	29.439	193.5	1:49.309	
5	41.057	118.1	37.644	131.5	31.396	194.2	1:50.097		11	43.494	82.2	39.371	129.2	38.710		2:01.575 Pit	
6	41.293	117.3	37.714	131.3	28.814	195.2	1:47.821										



Weather/Track: Sun 31C/Dry 50C

Circuit Length - 4.0050 kilometres
Valencia

2011 FIA World Touring Car Championship

Race 2 - Sector Analysis Report

Lap S1 Time S1 Spd S2 Time S2 Spd S3 Time S3 Spd Lap Time Pit Lap S1 Time S1 Spd S2 Time S2 Spd S3 Time S3 Spd Lap Time Pit

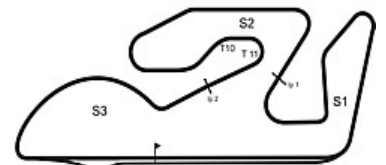
8 MENU CHE							Chevrolet Cruze 1.6T								
1	49.436	118.8	37.376	132.9	28.225	196.0	1:55.037	8	40.783	117.9	37.377	132.6	28.376	197.0	1:46.536
2	40.417	119.8	36.825	132.0	28.149	196.7	1:45.391	9	41.013	117.0	37.555	131.8	28.551	195.2	1:47.119
3	40.638	118.3	36.920	131.8	28.453	196.0	1:46.011	10	41.182	117.5	37.425	131.8	28.704	195.2	1:47.311
4	40.485	120.3	37.099	132.0	28.361	196.0	1:45.945	11	41.111	118.8	37.571	131.3	28.586	196.3	1:47.268
5	40.415	118.8	37.054	131.1	28.318	195.2	1:45.787	12	41.403	116.0	37.899	131.7	28.551	196.7	1:47.853
6	40.637	119.0	37.138	131.8	28.413	196.7	1:46.188	13	41.285	117.6	38.044	128.7	29.342	193.8	1:48.671
7	40.666	119.1	37.292	132.0	28.364	196.0	1:46.322								

9 O'YOUNG HKG							Chevrolet Cruze 1.6T Y								
1	51.381	119.0	37.715	131.1	28.737	196.7	1:57.833	8	41.829	117.6	38.152	130.6	29.153	196.0	1:49.134
2	42.154	118.0	37.838	129.9	29.851	196.0	1:49.843	9	41.392	119.2	38.206	129.9	28.811	194.2	1:48.409
3	42.012	116.3	37.680	131.3	29.005	193.2	1:48.697	10	41.744	117.4	38.152	133.8	29.027	193.8	1:48.923
4	42.194	118.8	37.678	130.8	28.596	196.0	1:48.468	11	41.749	118.1	38.441	131.5	28.958	194.9	1:49.148
5	41.682	118.2	37.845	130.9	28.659	194.9	1:48.186	12	41.930	119.2	38.662	130.4	28.985	196.0	1:49.577
6	41.009	117.4	37.731	130.8	28.747	196.3	1:47.487	13	41.947	118.2	39.070	130.1	29.565	194.2	1:50.582
7	41.149	118.5	37.880	130.6	29.010	196.7	1:48.039								

10 TANIGUCHI JPN							Chevrolet Cruze 1.6T Y								
1	52.241	117.3	38.388	133.1	29.568	193.2	2:00.197	8	41.809	118.7	37.993	130.8	29.081	196.0	1:48.883
2	40.908	119.8	37.983	131.8	29.543	195.2	1:48.434	9	41.613	119.0	38.248	131.5	28.811	194.5	1:48.672
3	41.877	116.5	38.069	132.0	28.703	196.0	1:48.649	10	41.674	117.7	38.163	129.6	29.772	187.8	1:49.609
4	41.627	118.8	37.600	131.7	28.691	196.3	1:47.918	11	42.152	118.2	41.621	129.6	29.039	193.8	1:52.812
5	41.709	115.7	37.938	131.5	28.832	192.8	1:48.479	12	42.283	113.6	38.575	130.2	34.125	181.5	1:54.983
6	40.847	117.5	37.513	130.8	29.187	195.2	1:47.547	13	42.981	113.1	38.739	129.7	28.941	194.5	1:50.661
7	41.058	118.5	37.790	130.4	28.974	194.5	1:47.822								

11 POULSEN DNK							BMW 320 TC Y								
1	50.217	120.0	37.987	129.0	28.377	197.0	1:56.581	8	40.827	119.1	37.500	132.7	28.663	198.1	1:46.990
2	40.498	120.0	36.986	133.1	28.170	197.0	1:45.654	9	40.935	119.2	37.553	131.8	28.567	197.8	1:47.055
3	40.358	119.7	36.931	132.7	28.178	197.8	1:45.467	10	41.553	116.5	37.556	131.7	28.770	197.0	1:47.879
4	40.471	117.9	37.065	132.6	28.277	197.4	1:45.813	11	41.068	118.0	37.671	130.9	28.730	197.0	1:47.469
5	40.679	118.7	37.146	131.7	28.429	195.6	1:46.254	12	41.205	117.0	37.694	132.4	28.622	198.5	1:47.521
6	41.010	118.0	37.239	132.0	28.572	196.3	1:46.821	13	41.369	117.4	38.025	130.2	30.450	156.5	1:49.844
7	40.828	118.7	37.287	132.7	28.393	197.4	1:46.508								

12 ENGSTLER DEU							BMW 320 TC Y								
1	52.427		37.955	130.6	29.256	198.5	1:59.638	8	41.677	119.3	37.768	132.4	29.102	196.3	1:48.547
2	40.930	120.8	38.235	129.7	29.392	197.0	1:48.557	9	40.843	118.6	37.726	132.4	28.413	198.5	1:46.982
3	42.016	118.3	37.788	133.8	28.557	198.1	1:48.361	10	41.078	119.2	37.804	129.9	28.653	197.8	1:47.535
4	41.433	117.7	37.135	130.4	28.491	198.8	1:47.059	11	42.640	119.6	37.361	132.7	28.420	199.2	1:48.421
5	40.658	119.0	37.352	132.0	28.846	197.4	1:46.856	12	40.988	118.2	37.753	132.2	28.713	198.1	1:47.454
6	40.908	119.2	37.692	130.8	28.639	198.8	1:47.239	13	41.071	116.5	37.801	132.4	28.641	196.7	1:47.513
7	42.254	118.2	38.221	132.6	28.714	198.5	1:49.189								



Weather/Track: Sun 31C/Dry 50C

Circuit Length - 4.0050 kilometres
Valencia

2011 FIA World Touring Car Championship

Race 2 - Sector Analysis Report

Lap S1 Time S1 Spd S2 Time S2 Spd S3 Time S3 Spd Lap Time Pit Lap S1 Time S1 Spd S2 Time S2 Spd S3 Time S3 Spd Lap Time Pit

15 CORONEL

NLD

BMW 320 TC

1	46.097	121.3	36.298	134.6	28.167	197.0	1:50.562		8	40.854	120.3	37.575	134.4	28.446	197.4	1:46.875	
2	40.174	121.5	36.711	134.2	28.207	196.7	1:45.092		9	41.329	120.0	37.669	134.2	28.689	197.0	1:47.687	
3	40.682	120.6	37.053	134.6	28.185	197.4	1:45.920		10	45.687	116.4	37.737	132.6	28.845	196.0	1:52.269	
4	40.476	120.7	36.981	134.4	28.212	197.4	1:45.669		11	41.248	118.7	37.616	132.7	28.573	196.7	1:47.437	
5	40.722	120.6	37.082	134.8	28.158	196.3	1:45.962		12	41.435	116.0	37.915	133.7	28.455	197.0	1:47.805	
6	40.829	121.7	37.226	134.8	28.389	196.7	1:46.444		13	41.223	119.8	38.034	134.2	28.792	197.4	1:48.049	
7	41.060	118.3	37.374	134.6	28.275	196.7	1:46.709										

17 NYKJAER

DNK

Sunred SR Leon 1.6T

Y

1	48.759	119.8	37.110	134.8	28.312	200.3	1:54.181		8	41.248	116.8	37.518	130.6	28.547	199.2	1:47.313	
2	40.302	119.8	36.835	131.5	28.927	198.5	1:46.064		9	40.970	117.4	37.797	130.9	28.580	197.8	1:47.347	
3	40.552	119.3	36.935	131.7	28.307	198.5	1:45.794		10	41.118	116.2	37.573	130.8	28.585	195.6	1:47.276	
4	40.581	118.8	37.120	131.7	32.056		1:49.757 Pit		11	41.445	116.2	39.583	131.5	28.750	197.4	1:49.778	
5	1:00.648	117.9	37.388	131.3	28.493	197.8	2:06.529		12	41.964	115.8	37.939	130.2	28.749	197.0	1:48.652	
6	41.035	112.3	37.465	130.2	28.379	198.8	1:46.879		13	41.485	115.8	37.746	130.6	28.965	199.2	1:48.196	
7	40.887	117.1	37.560	131.7	28.571	197.0	1:47.018										

18 MONTEIRO

PRT

Sunred SR Leon 1.6T

1	50.067	119.8			1:20.341		2:10.408 Pit										
---	--------	-------	--	--	----------	--	--------------	--	--	--	--	--	--	--	--	--	--

20 VILLA

ESP

BMW 320 TC

Y

1	46.697	122.1	36.597	135.0	28.255	198.1	1:51.549		6	40.561	120.7	37.162	134.4	28.384	197.4	1:46.107	
2	40.139	122.9	37.059	133.3	28.189	197.8	1:45.387		7	40.920	121.0	37.485	133.3	28.429	197.0	1:46.834	
3	40.454	121.1	36.909	132.9	28.225	198.5	1:45.588		8	40.762	120.0	37.386	132.9	28.523	197.8	1:46.671	
4	40.417	122.1	36.832	133.1	28.182	198.5	1:45.431		9	41.258	119.1	37.741	132.0	28.611	196.7	1:47.610	
5	40.609	120.6	37.100	133.7	28.249	196.7	1:45.958										

21 FABIANI

ITA

BMW 320si

Y

1	54.211	105.3	39.445	123.3	30.375	186.2	2:04.031		8	43.897	112.8	39.090	123.9	30.480	185.5	1:53.467	
2	43.201	111.4	39.214	120.8	30.312	187.5	1:52.727		9	44.164	114.9	39.627	121.8	31.724	183.9	1:55.515	
3	43.458	114.1	39.077	124.1	29.965	186.5	1:52.500		10	45.752	111.4	40.380	121.9	31.106	184.3	1:57.238	
4	43.576	114.2	39.211	125.2	31.164	174.4	1:53.951		11	44.157	112.7	39.617	123.3	30.730	183.9	1:54.504	
5	44.248	114.0	39.137	123.6	30.157	185.5	1:53.542		12	44.602	113.0	39.880	127.0	30.860	183.3	1:55.342	
6	43.503	113.7	39.630	120.1	30.626	185.5	1:53.759		13	44.660	113.3	40.058	125.4	31.157	185.8	1:55.875	
7	43.738	112.9	39.215	123.1	30.716	184.6	1:53.669										

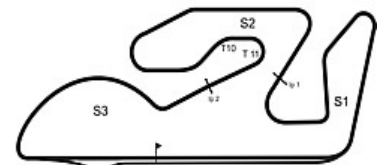
25 BENNANI

MAR

BMW 320 TC

Y

1	51.618	118.6	37.919	130.1	28.698	196.0	1:58.235		8	41.611	118.3	37.796	132.0	29.704	193.5	1:49.111	
2	41.270	106.7	38.392	129.2	28.972	195.2	1:48.634		9	41.277	117.0	37.777	132.0	28.998	193.8	1:48.052	
3	41.590	120.0	37.224	131.5	28.824	194.9	1:47.638		10	41.610	116.9	38.112	130.8	28.930	193.5	1:48.652	
4	40.855	120.8	37.199	131.8	28.761	195.2	1:46.815		11	41.858	117.5	37.691	132.4	29.077	194.2	1:48.626	
5	40.984	120.1	37.126	131.5	29.457	192.8	1:47.567		12	41.700	116.2	38.014	132.0	28.934	195.6	1:48.648	
6	41.483	118.2	37.648	131.8	29.056	193.8	1:48.187		13	41.680	118.2	38.314	131.7	29.325	193.8	1:49.319	
7	42.343	116.8	38.351	133.3	28.924	196.0	1:49.618										



Weather/Track: Sun 31C/Dry 50C

Circuit Length - 4.0050 kilometres
Valencia

Printed at 15:37, Sunday, 04 September, 2011

© MST Systems Ltd, 2005 (www.mstworld.com)

Page 3

2011 FIA World Touring Car Championship

Race 2 - Sector Analysis Report

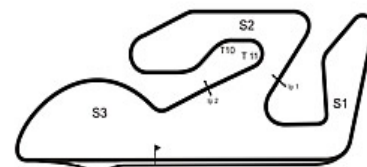
Lap S1 Time S1 Spd S2 Time S2 Spd S3 Time S3 Spd Lap Time Pit Lap S1 Time S1 Spd S2 Time S2 Spd S3 Time S3 Spd Lap Time Pit

26 D'ASTE ITA							BMW 320 TC							Y	
1	50.579	119.5	37.872	131.3	28.520	196.3	1:56.971	8	42.308	117.5	37.731	129.9	28.727	197.0	1:48.766
2	40.826	118.1	36.884	129.9	28.603	193.2	1:46.313	9	41.272	113.2	37.721	132.2	28.769	195.2	1:47.762
3	40.520	118.8	37.295	130.6	28.624	194.5	1:46.439	10	41.255	117.9	37.675	131.8	28.882	195.2	1:47.812
4	42.109	119.2	38.569	131.1	29.113	195.2	1:49.791	11	43.121	118.6	37.711	130.9	29.092	193.5	1:49.924
5	41.322	116.4	37.431	126.0	30.974	196.0	1:49.727	12	41.726	115.4	38.086	129.7	28.857	195.2	1:48.669
6	41.441	116.4	37.624	128.7	28.838	195.6	1:47.903	13	41.515	116.8	37.886	129.4	28.998	195.2	1:48.399
7	41.848	116.5	37.640	132.0	28.825	193.8	1:48.313								

30 DAHLGREN SWE							Volvo C30 Drive								
1	52.064	115.6	37.862	128.2	29.365	199.2	1:59.291	8	41.465	119.1	37.539	131.7	28.625	199.6	1:47.629
2	41.128	119.3	38.107	128.7	29.411	198.5	1:48.646	9	41.059	119.7	37.850	131.1	28.663	197.8	1:47.572
3	42.070	118.2	37.736	134.2	28.544	197.8	1:48.350	10	41.340	119.5	37.608	132.7	28.796	197.0	1:47.744
4	41.065	120.3	37.429	130.6	28.382	199.6	1:46.876	11	41.184	119.6	37.753	131.8	28.751	197.8	1:47.688
5	40.832	120.0	37.356	133.3	28.839	198.5	1:47.027	12	41.195	118.6	37.973	131.1	28.682	199.2	1:47.850
6	40.933	120.6	37.651	131.8	28.544	200.3	1:47.128	13	41.123	118.8	37.781	133.1	28.914	197.8	1:47.818
7	42.320	119.1	37.700	132.7	28.609	198.8	1:48.629								

64 SIGACEV RUS							BMW 320 TC							Y	
1	1:04.424	121.5	37.029	134.4	28.168	195.2	2:09.621	8	42.044	119.3	37.876	131.3	29.155	195.2	1:49.075
2	40.281	121.7	37.641	132.6	28.477	195.2	1:46.399	9	41.640	104.9	38.174	122.8	28.891	194.2	1:48.705
3	40.494	121.3	37.257	133.5	28.475	195.2	1:46.226	10	41.440	119.1	37.956	132.4	29.658	182.1	1:49.054
4	41.049	120.6	37.139	132.9	28.652	195.6	1:46.840	11	42.310	118.1	39.524	131.5	28.870	194.5	1:50.704
5	40.760	119.6	37.128	132.7	28.397	195.6	1:46.285	12	41.128	118.8	37.696	131.8	28.677	196.7	1:47.501
6	41.001	118.7	37.089	133.5	28.615	196.3	1:46.705	13	41.367	117.0	38.596	129.2	28.926	195.2	1:48.889
7	41.031	119.2	37.549	132.9	28.803	194.9	1:47.383								

74 ORIOLA ESP							Sunred SR Leon 1.6T							Y	
1	50.838	118.3	37.822	130.6	28.620	195.6	1:57.280	8	41.190	118.7	37.866	132.2	28.674	196.7	1:47.730
2	42.181	104.6	37.333	130.8	28.191	196.7	1:47.705	9	41.152	117.7	38.083	132.0	28.543	196.0	1:47.778
3	40.478	119.1	37.233	132.6	28.193	197.4	1:45.904	10	41.756	116.3	37.894	130.8	28.770	196.0	1:48.420
4	40.759	117.9	37.591	132.0	28.387	197.0	1:46.737	11	41.660	118.1	38.049	131.7	28.615	195.6	1:48.324
5	41.163	118.8	37.581	131.7	28.545	194.9	1:47.289	12	41.796	117.0	38.523	132.0	28.687	196.0	1:49.006
6	41.083	117.5	37.743	130.2	28.550	196.0	1:47.376	13	41.950	116.3	38.176	131.8	28.804	195.6	1:48.930
7	41.254	118.7	37.785	132.4	28.429	196.0	1:47.468								



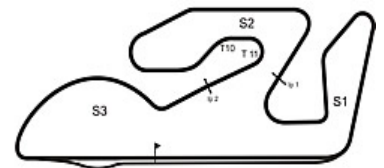
Weather/Track: Sun 31C/Dry 50C

Circuit Length - 4.0050 kilometres
Valencia

2011 FIA World Touring Car Championship

Race 2 - Best Sector Speeds Report

SECTOR 1				SECTOR 2				SECTOR 3				
POS	NO	NAME	SPEED	LAP	NO	NAME	SPEED	LAP	NO	NAME	SPEED	LAP
1	20	VILLA	122.9	2	5	MICHELISZ	135.5	1	17	NYKJAER	200.3	1
2	15	CORONEL	121.7	6	20	VILLA	135.0	1	30	DAHLGREN	200.3	6
3	64	SIGACEV	121.7	2	15	CORONEL	134.8	5	3	TARQUINI	199.2	3
4	2	HUFF	120.8	2	17	NYKJAER	134.8	1	12	ENGSTLER	199.2	11
5	5	MICHELISZ	120.8	3	2	HUFF	134.6	11	4	DUDUKALO	198.8	1
6	12	ENGSTLER	120.8	2	64	SIGACEV	134.4	1	5	MICHELISZ	198.5	8
7	25	BENNANI	120.8	4	30	DAHLGREN	134.2	3	11	POULSEN	198.5	12
8	30	DAHLGREN	120.6	6	1	MULLER	134.0	1	20	VILLA	198.5	3
9	8	MENU	120.3	4	9	O'YOUNG	133.8	10	1	MULLER	197.8	8
10	1	MULLER	120.0	2	12	ENGSTLER	133.8	3	15	CORONEL	197.4	3
11	11	POULSEN	120.0	1	25	BENNANI	133.3	7	74	ORIOLA	197.4	3
12	10	TANIGUCHI	119.8	2	10	TANIGUCHI	133.1	1	2	HUFF	197.0	3
13	17	NYKJAER	119.8	1	11	POULSEN	133.1	2	8	MENU	197.0	8
14	18	MONTEIRO	119.8	1	8	MENU	132.9	1	26	D'ASTE	197.0	8
15	3	TARQUINI	119.7	1	74	ORIOLA	132.6	3	9	O'YOUNG	196.7	1
16	26	D'ASTE	119.5	1	3	TARQUINI	132.2	8	64	SIGACEV	196.7	12
17	9	O'YOUNG	119.2	9	26	D'ASTE	132.2	9	7	BARTH	196.3	8
18	74	ORIOLA	119.1	3	7	BARTH	131.5	5	10	TANIGUCHI	196.3	4
19	4	DUDUKALO	118.8	4	4	DUDUKALO	131.3	3	25	BENNANI	196.0	1
20	7	BARTH	118.8	3	21	FABIANI	127.0	12	21	FABIANI	187.5	2
21	21	FABIANI	114.9	9								



Weather/Track: Sun 31C/Dry 50C

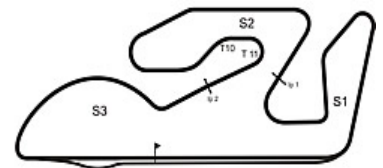
Circuit Length - 4.0050 kilometres
Valencia

2011 FIA World Touring Car Championship

Race 2 - Best Sector Times Report

POS	NO	SECTOR 1		SECTOR 2		SECTOR 3		IDEAL/BEST LAP COMPARISON							
		TIME	LAP	NO	TIME	LAP	NO	TIME	LAP	NO	NAME	IDEAL	BEST	LAP	DIFF
1	1	39.887	2	15	36.298	1	5	27.974	1	1	MULLER	1:44.557	1:44.683	2	+ 0.126
2	20	40.139	2	5	36.577	2	1	28.026	1	15	CORONEL	1:44.630	1:45.092	2	+ 0.462
3	15	40.174	2	20	36.597	1	2	28.053	3	5	MICHELISZ	1:44.777	1:44.994	2	+ 0.217
4	2	40.223	4	1	36.644	2	3	28.135	1	20	VILLA	1:44.918	1:45.387	2	+ 0.469
5	5	40.226	2	2	36.730	2	8	28.149	2	2	HUFF	1:45.006	1:45.309	2	+ 0.303
6	3	40.244	2	3	36.798	2	15	28.158	5	3	TARQUINI	1:45.177	1:45.220	2	+ 0.043
7	64	40.281	2	8	36.825	2	64	28.168	1	8	MENU	1:45.389	1:45.391	2	+ 0.002
8	17	40.302	2	17	36.835	2	11	28.170	2	17	NYKJAER	1:45.444	1:45.794	3	+ 0.350
9	11	40.358	3	26	36.884	2	20	28.182	4	11	POULSEN	1:45.459	1:45.467	3	+ 0.008
10	8	40.415	5	11	36.931	3	74	28.191	2	64	SIGACEV	1:45.478	1:46.226	3	+ 0.748
11	74	40.478	3	64	37.029	1	17	28.307	3	74	ORIOLO	1:45.902	1:45.904	3	+ 0.002
12	26	40.520	3	25	37.126	5	30	28.382	4	26	D'ASTE	1:45.924	1:46.313	2	+ 0.389
13	12	40.658	5	12	37.135	4	12	28.413	9	12	ENGSTLER	1:46.206	1:46.856	5	+ 0.650
14	30	40.832	5	74	37.233	3	26	28.520	1	30	DAHLGREN	1:46.570	1:46.876	4	+ 0.306
15	10	40.847	6	30	37.356	5	9	28.596	4	25	BENNANI	1:46.679	1:46.815	4	+ 0.136
16	25	40.855	4	4	37.459	4	7	28.603	4	7	BARTH	1:47.051	1:47.079	4	+ 0.028
17	7	40.984	3	7	37.464	4	4	28.679	4	10	TANIGUCHI	1:47.051	1:47.547	6	+ 0.496
18	9	41.009	6	10	37.513	6	10	28.691	4	9	O'YOUNG	1:47.283	1:47.487	6	+ 0.204
19	4	41.425	2	9	37.678	4	25	28.698	1	4	DUDUKALO	1:47.563	1:48.170	3	+ 0.607
20	21	43.201	2	21	39.077	3	21	29.965	3	21	FABIANI	1:52.243	1:52.500	3	+ 0.257

'Perfect Lap' - 1:44.159



Weather/Track: Sun 31C/Dry 50C

Circuit Length - 4.0050 kilometres
Valencia

2011 FIA World Touring Car Championship

RACE 2 - LAP CHART

Lap 1			Lap 2			Lap 3			Lap 4			Lap 5		
No	Behind	Laptime	No	Behind	Laptime	No	Behind	Laptime	No	Behind	Laptime	No	Behind	Laptime
15		1:50.562	15		1:45.092	15		1:45.920	15		1:45.669	15		1:45.962
20	0.987	1:51.549	20	1.282	1:45.387	20	0.950	1:45.588	20	0.712	1:45.431	20	0.708	1:45.958
5	2.334	1:52.896	5	2.236	1:44.994	5	1.961	1:45.645	5	1.988	1:45.696	5	1.760	1:45.734
1	3.115	1:53.677	1	2.706	1:44.683	1	2.315	1:45.529	1	2.532	1:45.886	1	2.499	1:45.929
17	3.619	1:54.181	2	4.335	1:45.309	2	3.736	1:45.321	2	3.629	1:45.562	2	3.638	1:45.971
2	4.118	1:54.680	17	4.591	1:46.064	17	4.465	1:45.794	8	5.141	1:45.945	8	4.966	1:45.787
8	4.475	1:55.037	8	4.774	1:45.391	8	4.865	1:46.011	3	5.756	1:46.161	3	6.379	1:46.585
3	5.275	1:55.837	3	5.403	1:45.220	3	5.264	1:45.781	11	6.272	1:45.813	11	6.564	1:46.254
11	6.019	1:56.581	11	6.581	1:45.654	11	6.128	1:45.467	17	8.553	1:49.757P	74	11.710	1:47.289
26	6.409	1:56.971	26	7.630	1:46.313	26	8.149	1:46.439	74	10.383	1:46.737	25	15.684	1:47.567
74	6.718	1:57.280	74	9.331	1:47.705	74	9.315	1:45.904	26	12.271	1:49.791	26	16.036	1:49.727
7	7.110	1:57.672	25	11.215	1:48.634	25	12.933	1:47.638	25	14.079	1:46.815	30	16.985	1:47.027
9	7.271	1:57.833	7	11.516	1:49.498	7	13.205	1:47.609	7	14.615	1:47.079	12	17.266	1:46.856
25	7.673	1:58.235	9	12.022	1:49.843	4	14.425	1:48.170	30	15.920	1:46.876	7	18.750	1:50.097
4	8.248	1:58.810	4	12.175	1:49.019	30	14.713	1:48.350	12	16.372	1:47.059	9	19.822	1:48.186
30	8.729	1:59.291	30	12.283	1:48.646	9	14.799	1:48.697	9	17.598	1:48.468	10	20.472	1:48.479
12	9.076	1:59.638	12	12.541	1:48.557	12	14.982	1:48.361	10	17.955	1:47.918	64	22.166	1:46.285
10	9.635	2:00.197	10	12.977	1:48.434	10	15.706	1:48.649	4	19.581	1:50.825	17	29.120	2:06.529
21	13.469	2:04.031	64	20.366	1:46.399	64	20.672	1:46.226	64	21.843	1:46.840	21	43.546	1:53.542
64	19.059	2:09.621	21	21.104	1:52.727	21	27.684	1:52.500	21	35.966	1:53.951			
18	19.846	2:10.408P												

For Media Information Purposes - No Regulatory Value.
Weather/Track: Sun 31C/Dry 50C

Valencia
Circuit Length = 4.0050 km.
Start: 15:03 End: 15:27

2011 FIA World Touring Car Championship

RACE 2 - LAP CHART

(contd.)

Lap 6			Lap 7			Lap 8			Lap 9			Lap 10		
No	Behind	Laptime	No	Behind	Laptime	No	Behind	Laptime	No	Behind	Laptime	No	Behind	Laptime
15		1:46.444	15		1:46.709	15		1:46.875	15		1:47.687	1		1:47.867
20	0.371	1:46.107	20	0.496	1:46.834	20	0.292	1:46.671	20	0.215	1:47.610	5	0.289	1:48.750
5	1.389	1:46.073	5	1.116	1:46.436	5	1.043	1:46.802	5	0.659	1:47.303	2	0.740	1:47.390
1	2.305	1:46.250	1	1.879	1:46.283	1	1.737	1:46.733	1	1.253	1:47.203	8	1.607	1:47.311
2	3.607	1:46.413	2	3.360	1:46.462	2	3.145	1:46.660	2	2.470	1:47.012	15	3.149	1:52.269
8	4.710	1:46.188	8	4.323	1:46.322	8	3.984	1:46.536	8	3.416	1:47.119	3	4.382	1:47.571
3	6.365	1:46.430	3	6.420	1:46.764	3	6.304	1:46.759	3	5.931	1:47.314	11	4.982	1:47.879
11	6.941	1:46.821	11	6.740	1:46.508	11	6.855	1:46.990	11	6.223	1:47.055	74	13.647	1:48.420
74	12.642	1:47.376	74	13.401	1:47.468	74	14.256	1:47.730	74	14.347	1:47.778	30	18.852	1:47.744
25	17.427	1:48.187	26	19.099	1:48.313	30	20.343	1:47.629	30	20.228	1:47.572	26	19.757	1:47.812
26	17.495	1:47.903	30	19.589	1:48.629	26	20.990	1:48.766	26	21.065	1:47.762	12	19.923	1:47.535
30	17.669	1:47.128	25	20.336	1:49.618	12	22.213	1:48.547	12	21.508	1:46.982	25	22.469	1:48.652
12	18.061	1:47.239	12	20.541	1:49.189	25	22.572	1:49.111	25	22.937	1:48.052	9	24.979	1:48.923
7	20.127	1:47.821	7	21.888	1:48.470	9	24.454	1:49.134	9	25.176	1:48.409	10	26.170	1:49.609
9	20.865	1:47.487	9	22.195	1:48.039	10	24.696	1:48.883	10	25.681	1:48.672	64	26.253	1:49.054
10	21.575	1:47.547	10	22.688	1:47.822	64	25.301	1:49.075	64	26.319	1:48.705	7	27.277	1:49.309
64	22.427	1:46.705	64	23.101	1:47.383	7	25.573	1:50.560	7	27.088	1:49.202	17	28.118	1:47.276
17	29.555	1:46.879	17	29.864	1:47.018	17	30.302	1:47.313	17	29.962	1:47.347	21	1:20.359	1:57.238
21	50.861	1:53.759	21	57.821	1:53.669	21	1:04.413	1:53.467	21	1:12.241	1:55.515			

For Media Information Purposes - No Regulatory Value.
Weather/Track: Sun 31C/Dry 50C

Valencia
Circuit Length = 4.0050 km.
Start: 15:03 End: 15:27

2011 FIA World Touring Car Championship
RACE 2 - LAP CHART

(contd.)

Lap 11			Lap 12			Lap 13			Lap 14			Lap 15		
No	Behind	Laptime	No	Behind	Laptime	No	Behind	Laptime	No	Behind	Laptime	No	Behind	Laptime
1		1:47.573	1		1:47.648	1		1:49.035						
5	0.330	1:47.614	5	0.300	1:47.618	2	0.434	1:48.440						
2	0.747	1:47.580	2	1.029	1:47.930	8	1.143	1:48.671						
8	1.302	1:47.268	8	1.507	1:47.853	15	2.184	1:48.049						
15	3.013	1:47.437	15	3.170	1:47.805	3	2.966	1:47.664						
3	4.329	1:47.520	3	4.337	1:47.656	11	5.560	1:49.844						
11	4.878	1:47.469	11	4.751	1:47.521	5	9.201	1:57.936						
74	14.398	1:48.324	74	15.756	1:49.006	74	15.651	1:48.930						
30	18.967	1:47.688	30	19.169	1:47.850	30	17.952	1:47.818						
12	20.771	1:48.421	12	20.577	1:47.454	12	19.055	1:47.513						
26	22.108	1:49.924	26	23.129	1:48.669	26	22.493	1:48.399						
25	23.522	1:48.626	25	24.522	1:48.648	25	24.806	1:49.319						
9	26.554	1:49.148	9	28.483	1:49.577	64	29.091	1:48.889						
64	29.384	1:50.704	64	29.237	1:47.501	9	30.030	1:50.582						
17	30.323	1:49.778	17	31.327	1:48.652	17	30.488	1:48.196						
10	31.409	1:52.812	10	38.744	1:54.983	10	40.370	1:50.661						
7	41.279	2:01.575P	21	1:34.984	1:55.342	21	1:41.824	1:55.875						
21	1:27.290	1:54.504												

For Media Information Purposes - No Regulatory Value.
Weather/Track: Sun 31C/Dry 50C

Valencia
Circuit Length = 4.0050 km.
Start: 15:03 End: 15:27