



# MLS CUP 2011™ PLAYOFFS

OCTOBER 26 - NOVEMBER 20

## MEDIA GUIDE GUIA DE PRENSA



SUNDAY, NOVEMBER 20  
9:00 PM ET • 6:00 PM PT



THE HOME DEPOT CENTER  
CARSON, CALIFORNIA

MLS  CUP  
LOS ANGELES ♦ 2011



# MLS CUP 2011 PLAYOFFS

## BRACKET

MLSsoccer.com

WILD CARD MATCH

WESTERN CONFERENCE SEMIFINALS

WESTERN CONFERENCE CHAMPIONSHIP

EASTERN CONFERENCE CHAMPIONSHIP

EASTERN CONFERENCE SEMIFINALS

WILD CARD MATCH



LOS ANGELES

LA Galaxy

W/C\*

Colorado Rapids  
Columbus Crew

Oct 27, 10 PM ET  
Direct Kick, TSN2

Oct 30, Time TBD  
ESPN/ESPN2, TSN2

Nov 3, 11 PM ET  
ESPN2, TSN2

Seattle Sounders

Real Salt Lake

Oct 29, 10 PM ET  
FOX Soccer, TSN2

Nov 2, Time TBD  
ESPN2, TSN2

Nov. 6, Time TBD

9 PM ET  
NOVEMBER 20  
ESPN / GALAVISION / TSN2

Nov. 6, Time TBD

Sporting Kansas City

W/C\*

Oct 29/30, Time TBD  
ESPN/ESPN2, TSN2

Nov 3, 11 PM ET  
FOX Soccer

Houston Dynamo

Philadelphia Union

Oct 30, Time TBD  
ESPN2

Nov 3, 8:30 PM ET  
ESPN2, TSN2

Nov. 6, Time TBD

Oct 26, 9 PM ET  
FOX Soccer, TSN2

FC Dallas  
New York Red Bulls

\*Lower-seeded Wild Card (WC) winner faces the LA Galaxy in the Conference Semifinals; other Wild Card winner faces Sporting KC.

WILD CARD SEEDS: 1. DAL 2. COL 3. CLB 4. NY



# MLS CUP 2011™ PLAYOFFS

## TABLE OF CONTENTS

• 2011 MLS CUP PLAYOFFS SCHEDULE	3
• RULES OF COMPETITION	4
• MLS CUP PLAYOFFS HISTORY	7
• 2011 MLS SEASON NOTES	16
• TEAM-BY-TEAM GUIDES	
COLORADO RAPIDS	19
COLUMBUS CREW	30
FC DALLAS	41
HOUSTON DYNAMO	52
SPORTING KANSAS CITY	63
LA GALAXY	74
NEW YORK RED BULLS	85
PHILADELPHIA UNION	96
REAL SALT LAKE	106
SEATTLE SOUNDERS FC	117
• MLS CUP PLAYOFFS ALL-TIME STATISTICS	128
• 2011 YEAR-IN-REVIEW	137
○ 2011 REGULAR SEASON STATISTICS	144
• ALL-TIME MLS LEADERS	154
• 2011 NON-PLAYOFF TEAMS STATISTICS	159

## MLS STATISTICS KEY

### FIELD PLAYER LEGEND

GP = Games Played; GS = Games Started; MIN = Minutes Played; G = Goals; A = Assists; SHT = Total Shots; SOG = Shots On Goal; FC = Fouls Committed; FS = Fouls Suffered; OFF = Times Offside; CK = Corner Kicks; C = Cautions; E = Ejections; \* = indicates individual played for other team(s); FW = Forward; MF = Midfielder; DF = Defender; GK = Goalkeeper; SKG = Penalty Kick Shootout Goals; SKA = Penalty Kick Shootout Attempts;

### GOALKEEPER STATISTICS LEGEND

SHTS = Shots Faced; SVS = Saves; GA = Goals Allowed; GAA = Goals Against Average (goals allowed per 90 minutes); PG = Penalty Kick Goals Allowed; PA = Penalty Kick Attempts Faced; SKG = Penalty Kick Shootout Goals; SKA = Penalty Kick Shootout Attempts; W = Goalkeeper Wins; L = Goalkeeper Losses; T = Goalkeeper Ties; SO = Shutouts; OT Record = Record in Overtime Games

# ROAD TO MLS CUP 2011



## WILD CARD MATCHES

### **WC#1 FC DALLAS v WC#4 NEW YORK RED BULLS**

Wed., Oct. 26 – Pizza Hut Park, Frisco, Texas (8 p.m. CT; FOX Soccer; TSN2)

**FC DALLAS**  v  **NEW YORK RED BULLS**

### **WC#2 COLORADO RAPIDS v WC#3 COLUMBUS CREW**

Thurs., Oct. 27 – Dick's Sporting Goods Park, Commerce City, Colo. (8 p.m. MT; DK; TSN2)

**COLORADO RAPIDS**  v  **COLUMBUS CREW**

## WESTERN CONFERENCE SEMIFINALS

### **#2 SEATTLE SOUNDERS FC v #3 REAL SALT LAKE**

Sat., Oct. 29 – Rio Tinto Stadium, Sandy, Utah (8 p.m. MT; FOX Soccer; TSN2)

**REAL SALT LAKE**  v  **SEATTLE SOUNDERS FC**

Wed., Nov. 2 – CenturyLink Field, Seattle, Wash. (TBD; ESPN2; ESPN Deportes; ESPN3.com; TSN2)

**SEATTLE SOUNDERS FC**  v  **REAL SALT LAKE**

### **#1 LA GALAXY v COLORADO/COLUMBUS/NEW YORK**

Sun., Oct. 30 – (TBD; ESPN or 2; ESPN Deportes; ESPN3.com; TSN2)

\_\_\_\_\_  v  **LA GALAXY**

Thurs., Nov. 3 – The Home Depot Center, Carson, Calif. (8 p.m. PT; ESPN2; ESPN Deportes; ESPN3.com; TSN2)

**LA GALAXY**  v  \_\_\_\_\_

## EASTERN CONFERENCE SEMIFINALS

### **#2 HOUSTON DYNAMO v #3 PHILADELPHIA UNION**

Sun., Oct. 30 – PPL Park, Chester, Pa. (TBD; ESPN2; ESPN Deportes; ESPN3.com)

**PHILADELPHIA UNION**  v  **HOUSTON DYNAMO**

Thurs., Nov. 3 – Robertson Stadium, Houston, Texas (7:30 p.m. ET; ESPN2; ESPN Deportes; ESPN3.com)

**HOUSTON DYNAMO**  v  **PHILADELPHIA UNION**

### **#1 SPORTING KANSAS CITY v DALLAS/COLUMBUS/COLORADO**

Sat., Oct. 29 or Sun., Oct. 30 (TBD; FOX Soccer; TSN)

\_\_\_\_\_  v  **SPORTING KANSAS CITY**

Wed., Nov. 2 – Livestrong Sporting Park, Kansas City, Kan. (TBD; FOX Soccer)

**SPORTING KANSAS CITY**  v  \_\_\_\_\_

## CONFERENCE CHAMPIONSHIP

\_\_\_\_\_  v  \_\_\_\_\_

**Sun. Nov. 6 (5:30 p.m. ET; FOX Soccer)**

*hosted by highest seed*

## CONFERENCE CHAMPIONSHIP

\_\_\_\_\_  v  \_\_\_\_\_

**Sun. Nov. 6 (TBD; ESPN or 2; ESPN Deportes; ESPN3.com; TSN2)**

*hosted by highest seed*

## MLS CUP 2011

Sun., Nov. 20 – The Home Depot Center (6 p.m. PT; ESPN; Galavision; TSN)

\_\_\_\_\_  v  \_\_\_\_\_

# RULES OF COMPETITION

## Playoff Qualifiers

- The top three finishers in each conference, based on regular season points (six automatic berths)
- The next best four clubs based on regular season points, irrespective of conference (four wild cards)
  - The four wild cards will play single elimination games against each other, with higher seeds hosting (1 vs. 4; 2 vs. 3). These play-in games are part of the MLS Cup Playoffs.
  - After the two play-in games conclude, the lowest remaining seed will face the Supporters' Shield winner in the Conference Semifinals; the other will face the No. 1 seed in the opposite conference from the Supporters' Shield winner.

## Wild Card Matches

- Should either of the two Wild Card matches be tied at the end of regulation (90 minutes), an additional 30 minutes (consisting of two 15-minute halves) will be played in its entirety. If the score is still tied at the end of the additional 30 minutes, the game will be decided by kicks from the penalty mark.

## Conference Semifinals ("CSF")

- All four CSF will be decided by a home-and-home, aggregate goal format (all goals scored are counted equally; **there is no away goals preference**).
- The higher seed will host the second game of the home-and-home CSF.
- If the score of the first game is tied at the end of regulation (90 minutes), the game will end in a tie with no overtime period being played.
- Should there be a split in the results of the two matches at the end of regulation of the second game (i.e., each team records one win and one loss apiece), the team that has scored the most goals over the course of the two games will advance to the Conference Championship (second round).
- Should there be a split in the results of the two games (i.e., each team records one win and one loss apiece, or there are two draws) **AND** an equal number of aggregate goals is scored by each team at the end of regulation of the second game, an additional 30 minutes (consisting of two 15-minute halves) will be played in its entirety.
- If the score remains tied at the conclusion of the additional 30 minutes, the game and Conference Semifinal Series winner will be decided by kicks from the penalty mark.

## Eastern and Western Conference Championships ("CC")

In the Conference Championships ("CC") of the 2011 MLS Cup Playoffs,, the four Clubs advancing from the first round will be matched up within their conference brackets and play one game for their respective CC. Each CC will be hosted by the higher-seeded team in the relevant conference bracket. The winner of each CC game will advance to MLS Cup 2011.

Should either of the two Conference Championship games be tied at the end of regulation (90 minutes), an additional 30 minutes (consisting of two 15-minute halves) will be played in its entirety. If the score is still tied at the end of the additional 30 minutes, the game will be decided by kicks from the penalty mark.



### **MLS Cup 2011**

In MLS Cup 2011, the two teams advancing from their respective Conference Championship will play one game. Should MLS Cup 2011 be tied at the end of regulation (90 minutes), an additional 30 minutes (consisting of two 15-minute halves) will be played in its entirety. If the score is still tied at the end of the additional 30 minutes, the game will be decided by kicks from the penalty mark.

**NOTE:** Throughout the Playoffs, all extra time periods will be played in two (2) equal halves with a change of ends at intermission. Extra time will begin approximately three (3) minutes after regulation. Teams will have approximately one minute to switch ends at intermission. A toss of the coin will occur at the end of regulation and the team that wins the toss decides which goal it will attack in the first 15-minute extra time period. The other team takes the kick-off to start the first 15 minute interval.

### **Substitutions**

Substitutions will be conducted in the same fashion as in the Regular Season. No additional substitutions over and above the regular THREE (3) substitutes per game will be permitted in **ANY** 30-minute series tiebreaker or kicks from the penalty mark even in the case of a goalkeeper injury during the kicks from the penalty mark as outlined in FIFA's Laws of the Game:

*“A goalkeeper who is injured while kicks are being taken from the penalty mark and is unable to continue as goalkeeper may be replaced by a named substitute provided his team has not used the maximum number of substitutes permitted under the competition rules. With the exception of the foregoing case, only players who are on the field of play at the end of the match, which includes extra time where appropriate, are eligible to take kicks from the penalty mark.”*

Furthermore, once a player leaves the field as a substitute, he will not be permitted to re-enter as a substitute throughout the duration of the game (including any applicable 30-minute series tiebreaker or kicks from the penalty mark tiebreaker).

### Suspensions for Caution Accumulation

- Yellow Card accumulation thresholds are re-set entering MLS Cup Playoffs
  - A player who exceeds an accumulation threshold in the last Regular Season game (e.g., 5<sup>th</sup>, 8<sup>th</sup>, etc.) **IS ELIGIBLE** for the Playoffs and **IS ELIGIBLE** for the first Regular Season Match of 2012
  - A player who receives a Red Card in his last Regular Season game **IS SUSPENDED** for the next match for which he is eligible including a Playoff Match or the first Regular Season Match of 2012
  - A player sanctioned by the Disciplinary Committee will have any corresponding suspension applied to the next match(es) for which he is eligible including a Playoff Match(es)
  
- Once the Playoffs begin and up until MLS Cup (when Yellow Card accumulation for Playoffs will be re-set again), a player accumulating TWO (2) Yellow Cards will be suspended for the next match for which he is eligible (with one exception noted below)
  - A player who earns TWO (2) Yellow Cards in any of the following matches **IS SUSPENDED** for his next match: Wild Card, Conference Semi-Final Leg #1, Conference Semi-Final Leg #2
  - EXCEPTION: A player who earns his second Yellow Card in the Conference Final **IS ELIGIBLE** to play in MLS Cup.
    - In other words, Playoff Yellow Card accumulation re-sets entering MLS Cup (or after the Conference Finals).
  
- A player who earns TWO (2) Yellow Cards in the same match **IS SUSPENDED** for the next match for which he is eligible including MLS Cup
  - Also, in an instance where a player earns TWO (2) Yellow Cards in the same match, his first Yellow Card **WILL NOT COUNT** against his Playoff Yellow Card accumulation (as it normally does in the Regular Season).
    - In other words, if a player earns a Yellow Card in the Wild Card Match and then two Yellow Cards in his Conference Semi-Final #1, that player would be suspended for Conference Semi-Final #2 (due to the Red Card) but he would remain on ONE (1) Yellow Card for his accumulation total. (If his club does not advance, the Red Card suspension would carry to the 2012 Regular Season.)
  
- A player who earns a STRAIGHT RED CARD in the same game in which he previously has earned his second cumulative Yellow Card **MAY be suspended** for his next TWO (2) Playoff Matches
  - For example, a player earns a Yellow Card in the Wild Card Match. He then earns a Yellow Card (his 2<sup>nd</sup> cumulatively) in Conference Semi-Final #1 AND a STRAIGHT RED CARD (different from earning a second Yellow Card) in the same match. The player **IS SUSPENDED** for Conference Semi-Final #2 (due to the Red Card) **AND IS SUSPENDED** for the Conference Final (due to Playoff Yellow Card accumulation).
  - However, if a player earns a Yellow Card in Conference Semi-Final #1 and then earns both a Yellow Card (his 2<sup>nd</sup> cumulatively) in Conference Semi-Final #2 AND a STRAIGHT RED CARD in the same game, then the player **IS SUSPENDED** for the Conference Final (due to the Red Card) but **IS NOT SUSPENDED** for MLS Cup as the Yellow Card accumulation re-sets entering MLS Cup.
  
- A player who earns a Red Card in any Playoff Match, whether a straight Red Card or Two Yellow Cards, **IS SUSPENDED** for his next match (if this occurs in MLS Cup, then the suspension carries over to the first Regular Season Match of 2012).
- A player sanctioned by the Disciplinary Committee will have any corresponding suspension applied to the next match(es) for which he is eligible including a Playoff Match(es) and MLS Cup.

# MLS CUP PLAYOFFS: 15-YEAR HISTORY

While the MLS Cup championship game itself has remained a constant – a dramatic one-match finale at a venue announced well in advance of the postseason – the road to MLS Cup has varied slightly over the years:

## 1996

**Who Qualified:** The top four teams from both the Eastern and Western Conferences were seeded to start the conference semifinals, with the 1 seeds playing the number 4's and the No. 2's vs. No. 3's.

**Format:** Both the Conference Semifinals (first round) and Conference Finals (second round) were designed on a **Best-of-Three** format with the first game hosted by the lower-seeded team and the final two games (Game Three if necessary) at the home of the higher seeded team. The first team to win two games in regulation or via the shootout advanced to the next playoff round (since the shootout was in place from 1996-1999 no games ended in ties).

**Notes:** D.C. United became the league's first champion, coming from two goals down to defeat the Los Angeles Galaxy 3-2 in overtime at Foxboro Stadium.

## 1997 - 1999

**Who Qualified:** As in 1996, the top four teams in each conference advanced to the MLS Cup Playoffs.

**Format:** As in 1996, a **Best-of-Three** format was utilized in the Conference Semifinals and Conference Finals (no games ended in ties due to the shootout). However, a change to the format allowed the higher seeded teams to host Game One and Game Three, unlike in 1996 when the higher seed played Games Two and Three (if necessary) at home.

**Notes:** The D.C. United dynasty saw the team play in MLS Cup all three years, winning its second and third championships in 1997 and 1999. In 1998 the Chicago Fire became the only expansion team to win an MLS Cup in its first season, defeating D.C. United 2-0 before 51,000 fans at the Rose Bowl in Pasadena, Calif.

## 2000 - 2002

**Who Qualified:** Spurred by the introduction of a new three-division alignment in 2000, a single playoff table was established to determine postseason berths and seeds.

Although a two-conference alignment was re-introduced in 2002 following the contraction of Miami and Tampa Bay, the system based on the single playoff table remained. The single playoff table ensured that only the League's eight best teams during the regular season qualified for postseason play, eliminating situations like what occurred in 1999, when the San Jose Clash failed to qualify for the playoffs despite finishing with more points (37) than the No. 3 and No. 4 seeds in the Eastern Conference.

The three division winners (2000-01) or two conference champions (2002) were given automatic top seeds entering the postseason. The rest of the field was seeded according to final regular season point totals regardless of conference affiliation.

**Format:** During the first round, the seeding placed seed No. 1 vs. No. 8, No. 2 vs. No. 7, No. 3 vs. No. 6 and No. 4 vs. No. 5 in the MLS Cup Playoff Quarterfinals. In the semifinal round, the winner of the 1 vs. 8 series advanced to face the winner of the 4 vs. 5 series, while the victors of the 3 vs. 6 and 2 vs. 7 series played for the right to compete in MLS Cup.

The team that advanced was based on a "first-to-five-points" format with a win earning three points and a tie one point (ties were first introduced in MLS in the 2000 regular season in conjunction with the elimination of the shootout). The first team to compile five points or more in three games advanced to the following round. If the series was tied in points after a Game Three, a 20-minute golden-goal Series Tiebreaker was played, followed by penalty kicks if necessary. As was the case from 1997-1999, the higher seed hosted Game One and Game Three in each series.

**Notes:** Kansas City, San Jose, and Los Angeles each won their first MLS Cups, with Los Angeles' long-due overtime victory coming before 61,000 fans in a packed Foxboro Stadium.

## 2003-2006

**Who Qualified:** As was the case between 1996 and 1999, the top four teams in each conference advance to the Conference Semifinals.

**Format:** Conference Semifinal series are conducted under a home-and-home, aggregate-goal format. The aggregate goal format follows the lead of various international competitions, including Europe's UEFA Champions League and South America's Copa Libertadores club tournament.

In the case that teams are tied on aggregate goals following the conclusion of Game 2 of the Conference Semifinal series, a 30-minute extra time period is played followed by penalty kicks if necessary. The two teams left standing in each conference after the Conference Semifinals will meet in the single-game Conference Championship to be hosted by the higher seed. The winners of each Conference Championship advances to MLS Cup.

**Notes:** In 2004 D.C. United became the first team to ever win a playoff series on penalty kicks, defeating New England in the Eastern Conference Championship en route to its record fourth MLS Cup victory.

## 2007-10

**Who Qualified:** In 2007, 2009 and 2010, the top two teams in each conference qualified and were seeded 1 & 2 in their respective four-team playoff conference brackets. The four MLS teams with the next most points, regardless of conference, received "wildcard" berths. The four wildcard teams were seeded according to conference first. If more than four teams qualified from one conference, those finishing lower than fourth in their conference shifted over to the other conference bracket. A team switching conference brackets was seeded below all other teams in its new conference playoff bracket. For 2008, the top three teams in each conference qualified, with the next two teams with the most points, regardless of conference, receiving "wildcard" berths.

**Format:** Same as from 2003-2006.

**Notes:** The Houston Dynamo became just the second team in league history, and first since D.C. United in the league's first two seasons, to win back-to-back MLS Cups.





**2010 MAJOR LEAGUE SOCCER PLAYOFF RESULTS**

**EASTERN CONFERENCE SEMIFINALS**

New York Red Bulls (1E) vs. San Jose Earthquakes (4E)  
 Oct. 30 New York at San Jose 1-0 10,525  
 Nov. 4 San Jose at New York 3-1 22,839  
*(San Jose Earthquakes win on aggregate 3-2)*

Columbus Crew (2E) vs. Colorado Rapids (3E)  
 Oct. 28 Columbus at Colorado 0-1 11,872  
 Nov. 6 Colorado at Columbus 1-2 10,322  
*(aggregate 4-2; Rapids win 5-4 on penalty kicks)*

**WESTERN CONFERENCE SEMIFINALS**

Los Angeles Galaxy (1W) vs. Seattle Sounders FC (4W)  
 Oct. 31 Los Angeles at Seattle 1-0 35,521  
 Nov. 7 Seattle at Los Angeles 1-2 27,000  
*(Los Angeles Galaxy win on aggregate 3-1)*

Real Salt Lake (2W) vs. FC Dallas (3W)  
 Oct. 30 Real Salt Lake at Dallas 1-2 11,003  
 Nov. 6 Dallas at Real Salt Lake 1-1 19,324  
*(FC Dallas win on aggregate 2-1)*

**EASTERN CONFERENCE CHAMPIONSHIP**

Nov. 14 Dallas at Los Angeles 3-0 27,000

**WESTERN CONFERENCE CHAMPIONSHIP**

Nov. 13 San Jose at Colorado 1-0 17,779

**MLS CUP 2010**

BMO Field – Toronto, Ont., Canada  
 Nov. 21 Colorado vs. Dallas 2-1(OT) 21,700

**2009 MAJOR LEAGUE SOCCER PLAYOFF RESULTS**

**EASTERN CONFERENCE SEMIFINALS**

Columbus Crew (1E) vs. Real Salt Lake (4E)  
 Oct. 31 Columbus at Real Salt Lake 0-1 11,499  
 Nov. 5 Real Salt Lake at Columbus 3-2 10,109  
*(Real Salt Lake win on aggregate 4-2)*

Chicago Fire (2E) vs. New England Revolution (3E)  
 Nov. 1 Chicago at New England 1-2 7,416  
 Nov. 7 New England at Chicago 0-2 21,528  
*(Chicago Fire win on aggregate 3-2)*

**WESTERN CONFERENCE SEMIFINALS**

Los Angeles Galaxy (1W) vs. Chivas USA (4W)  
 Nov. 1 Los Angeles at Chivas USA 2-2 25,128  
 Nov. 8 Chivas USA at Los Angeles 0-1 27,000  
*(Los Angeles Galaxy win on aggregate 3-2)*

Houston Dynamo (2W) vs. Seattle Sounders FC (3W)  
 Oct. 29 Houston at Seattle 0-0 35,807  
 Nov. 8 Seattle at Houston 0-1 (OT) 27,465  
*(Houston Dynamo win on aggregate 1-0)*

**EASTERN CONFERENCE CHAMPIONSHIP**

Nov. 14 Real Salt Lake at Chicago 0-0 (OT) 21,723  
*(Real win 5-4 on penalty kicks)*

**WESTERN CONFERENCE CHAMPIONSHIP**

Nov. 13 Houston at Los Angeles 0-2 (OT) 25,373

**MLS CUP 2009**

Qwest Field – Seattle, Wash.  
 Nov. 22 Real Salt Lake vs. LA Galaxy 1-1(OT) 46,011  
*Real win 5-4 on penalty kicks*



**2008 MAJOR LEAGUE SOCCER PLAYOFF RESULTS**

**EASTERN CONFERENCE SEMIFINALS**

Columbus Crew (1E) vs. Kansas City Wizards (4E)  
 Nov. 1 Columbus at Kansas City 1-1 10,385  
 Nov. 8 Kansas City at Columbus 0-2 11,153  
*(Columbus Crew win on aggregate 3-1)*

Chicago Fire (2E) vs. New England Revolution (3E)  
 Oct. 30 Chicago at New England 0-0 5,221  
 Nov. 6 New England at Chicago 0-3 17,312  
*(Chicago Fire win on aggregate 3-0)*

**WESTERN CONFERENCE SEMIFINALS**

Houston Dynamo (1W) vs. New York Red Bulls (4W)  
 Nov. 1 Houston at New York 1-1 11,578  
 Nov. 9 New York at Houston 3-0 30,053  
*(New York Red Bulls win on aggregate 4-1)*

Chivas USA (2W) vs. Real Salt Lake (3W)  
 Nov. 1 Chivas USA at Real Salt Lake 0-1 14,791  
 Nov. 8 Real Salt Lake at Chivas USA 2-2 19,265  
*(Real Salt Lake win on aggregate 3-2)*

**EASTERN CONFERENCE CHAMPIONSHIP**  
 Nov. 13 Chicago at Columbus 1-2 14,688

**WESTERN CONFERENCE CHAMPIONSHIP**  
 Nov. 15 New York at Real Salt Lake 1-0 20,008

**MLS CUP 2008**  
 The Home Depot Center – Carson, Calif.  
 Nov. 23 Columbus vs. New York 3-1 27,000

**2007 MAJOR LEAGUE SOCCER PLAYOFF RESULTS**

**EASTERN CONFERENCE SEMIFINALS**

D.C. United (1E) vs. Chicago Fire (4E)  
 Oct. 25 D.C. United at Chicago 0-1 17,834  
 Nov. 1 Chicago at D.C. United 2-2 19,438  
*(Chicago Fire win on aggregate 3-2)*

New England Revolution (2E) vs. New York Red Bulls (3E)  
 Oct. 27 New England at New York 0-0 14,165  
 Nov. 3 New York at New England 0-1 10,116  
*(New England Revolution win on aggregate 1-0)*

**WESTERN CONFERENCE SEMIFINALS**

Chivas USA (1W) vs. Kansas City Wizards (5E)  
 Oct. 27 Chivas USA at Kansas City 0-1 12,442  
 Nov. 3 Kansas City at Chivas USA 0-0 19,711  
*(Kansas City Wizards win on aggregate 1-0)*

Houston Dynamo (2W) vs. FC Dallas (3W)  
 Oct. 27 Houston at FC Dallas 0-1 12,537  
 Nov. 2 FC Dallas at Houston 1-4 (OT) 30,088  
*(Houston Dynamo win on aggregate 4-2)*

**EASTERN CONFERENCE CHAMPIONSHIP**  
 Nov. 8 Chicago at New England 0-1 10,317

**WESTERN CONFERENCE CHAMPIONSHIP**  
 Nov. 10 Kansas City at Houston 0-2 30,972

**MLS CUP 2007**  
 RFK Memorial Stadium – Washington, D.C.  
 Nov. 18 Houston vs. New England 2-1 39,859



## 2006 MAJOR LEAGUE SOCCER PLAYOFF RESULTS

### EASTERN CONFERENCE SEMIFINALS

D.C. United (1E) vs. New York Red Bulls (4E)  
 Oct. 21 D.C. United at New York 1-0 8,630  
 Oct. 29 New York at D.C. United 1-1 21,455  
*(D.C. United win on aggregate 2-1)*

New England Revolution (2E) vs. Chicago Fire (3E)  
 Oct. 22 New England at Chicago 0-1 10,217  
 Oct. 28 Chicago at New England 1-2 (OT) 9,372  
*(aggregate 2-2; Revolution win on penalty kicks 4-2)*

### WESTERN CONFERENCE SEMIFINALS

FC Dallas (1W) vs. Colorado Rapids (4W)  
 Oct. 21 FC Dallas at Colorado 2-1 4,176  
 Oct. 28 Colorado at FC Dallas 3-2 (OT) 15,486  
*(aggregate 4-4; Rapids win on penalty kicks 5-4)*

Houston Dynamo (2W) vs. Chivas USA (3W)  
 Oct. 22 Houston at Chivas USA 1-2 15,110  
 Oct. 29 Chivas USA at Houston 0-2 17,440  
*(Dynamo win on aggregate 3-2)*

### EASTERN CONFERENCE CHAMPIONSHIP

Nov. 5 New England at D.C. United 1-0 19,552

### WESTERN CONFERENCE CHAMPIONSHIP

Nov. 5 Colorado at Houston 1-3 23,107

### MLS CUP 2006

Pizza Hut Park – Frisco, Texas  
 Nov. 12 Houston vs. New England 1-1 22,427  
*Houston Dynamo win on penalty kicks 4-3*

## 2005 MAJOR LEAGUE SOCCER PLAYOFF RESULTS

### EASTERN CONFERENCE SEMIFINALS

New England Revolution (1E) vs. MetroStars (4E)  
 Oct. 22 New England at MetroStars 0-1 10,003  
 Oct. 29 MetroStars at New England 1-3 9,581  
*(Revolution win on aggregate 3-2)*

D.C. United (2E) vs. Chicago Fire (3E)  
 Oct. 21 D.C. United at Chicago Fire 0-0 11,463  
 Oct. 30 Chicago Fire at D.C. United 4-0 20,089  
*(Fire win on aggregate 4-0)*

### WESTERN CONFERENCE SEMIFINALS

S.J. Earthquakes (1W) vs. L.A. Galaxy (4W)  
 Oct. 23 San Jose at Los Angeles 1-3 17,466  
 Oct. 29 Los Angeles at San Jose 1-1 17,824  
*(Galaxy win on aggregate 4-2)*

FC Dallas (2W) vs. Colorado Rapids (3W)  
 Oct. 22 FC Dallas at Colorado 0-0 9,625  
 Oct. 29 Colorado at FC Dallas 2-2 10,104  
*(aggregate 2-2; Rapids win on penalty kicks 5-4)*

### EASTERN CONFERENCE CHAMPIONSHIP

Nov. 6 Chicago at New England 1-0 18,118

### WESTERN CONFERENCE CHAMPIONSHIP

Nov. 5 Los Angeles at Colorado 2-0 12,789

### MLS CUP 2005

Pizza Hut Park – Frisco, Texas  
 Nov. 13 Los Angeles vs. New England 1-0 21,193



**2004 MAJOR LEAGUE SOCCER PLAYOFF RESULTS**

**EASTERN CONFERENCE SEMIFINALS**

Columbus Crew (1E) vs. New England Revolution (4E)  
 Oct. 23 Columbus at New England 0-1 5,679  
 Oct. 31 New England at Columbus 1-1 15,224  
*(Revolution win on aggregate 2-1)*

D.C. United (2E) vs. MetroStars (3E)  
 Oct. 23 D.C. United at MetroStars 2-0 11,161  
 Oct. 30 MetroStars at D.C. United 0-2 15,763  
*(United win on aggregate 4-0)*

**WESTERN CONFERENCE SEMIFINALS**

K.C. Wizards (1W) vs S.J. Earthquakes (4W)  
 Oct. 24 Kansas City at San Jose 0-2 8,659  
 Oct. 30 San Jose at Kansas City 0-3 10,022  
*(Wizards win on aggregate 3-2)*

Los Angeles Galaxy (2W) vs. Colorado Rapids (3W)  
 Oct. 22 Los Angeles at Colorado 0-1 8,028  
 Oct. 30 Colorado at Los Angeles 0-2 20,026  
*(Galaxy win on aggregate 2-1)*

**EASTERN CONFERENCE CHAMPIONSHIP**

Nov. 6 New England at D.C. United 3-3 (aet) 21,101  
*United win 4-3 on penalty kicks*

**WESTERN CONFERENCE CHAMPIONSHIP**

Nov. 5 Los Angeles at Kansas City 0-2 11,931

**MLS CUP 2004**

The Home Depot Center – Carson, Calif.  
 Nov. 14 D.C. United vs. Kansas City 3-2 25,797

**2003 MAJOR LEAGUE SOCCER PLAYOFF RESULTS**

**WESTERN CONFERENCE SEMIFINALS**

S.J. Earthquakes (1W) vs. L.A. Galaxy (4W)  
 Nov. 1 San Jose at Los Angeles 0-2 20,201  
 Nov. 9 Los Angeles at San Jose 2-5 (OT) 14,145  
*(Earthquakes win on aggregate 5-4)*

Kansas City Wizards (2W) vs. Colorado Rapids (3W)  
 Nov. 4 Kansas City at Colorado 1-1 15,202  
 Nov. 8 Colorado at Kansas City 0-2 10,712  
*(Wizards win on aggregate 3-1)*

**EASTERN CONFERENCE SEMIFINALS**

Chicago Fire (1E) vs. D.C. United (4E)  
 Nov. 1 Chicago at D.C. United 2-0 15,202  
 Nov. 9 D.C. United at Chicago 0-2 15,312  
*(Fire win on aggregate 4-0)*

New England Revolution (2E) vs. MetroStars (3E)  
 Nov. 1 New England at MetroStars 2-0 10,211  
 Nov. 9 MetroStars at New England 1-1 14,823  
*(Revolution win on aggregate 3-1)*

**EASTERN CONFERENCE FINAL**

Nov. 14 New England at Chicago 0-1 (OT) 14,610

**WESTERN CONFERENCE FINAL**

Nov. 15 Kansas City at San Jose 2-3 (OT) 16,108

**MLS CUP 2003**

The Home Depot Center – Carson, Calif.  
 Nov. 14 San Jose vs. Chicago 4-2 27,000



## 2002 MAJOR LEAGUE SOCCER PLAYOFF RESULTS

### MLS CUP PLAYOFF QUARTERFINALS

Los Angeles Galaxy (1) vs. Kansas City Wizards (8)  
 Sept. 25 Kansas City at Los Angeles 2-3 14,585  
 Sept. 28 Los Angeles at Kansas City 1-4 9,484  
 Oct. 2 Kansas City at Los Angeles 2-5 14,713  
*(Galaxy win series 6 points to 3)*

New England Revolution (2) vs. Chicago Fire (7)  
 Sept. 26 Chicago at New England 0-2 6,306  
 Sept. 29 New England at Chicago 1-2 9,434  
 Oct. 2 Chicago at New England 0-2 6,954  
*(Revolution win series 6 points to 3)*

San Jose Earthquakes (3) vs. Columbus Crew (6)  
 Sept. 25 Columbus at San Jose 2-1 8,069  
 Sept. 28 San Jose at Columbus 1-2 13,004  
*(Crew win series 6 points to 0)*

Dallas Burn (4) vs. Colorado Rapids (5)  
 Sept. 25 Colorado at Dallas 2-4 6,360  
 Sept. 28 Dallas at Colorado 0-1 9,637  
 Oct. 2 Colorado at Dallas 1-1 8,008  
*(Series tied 4-4 on points; Colorado wins series tiebreaker after Game Three)*

### MLS CUP PLAYOFF SEMIFINALS

Los Angeles (1) vs. Colorado Rapids (5)  
 Oct. 5 Colorado at Los Angeles 0-4 24,742  
 Oct. 9 Los Angeles at Colorado 1-0 12,367  
*(Galaxy win series 6 points to 0)*

New England Revolution (2) vs. Columbus Crew (6)  
 Oct. 6 Columbus at New England 0-0 11,387  
 Oct. 9 New England at Columbus 1-0 10,245  
 Oct. 12 Columbus at New England 2-2 9,216  
*(Revolution win series 5 points to 2)*

### MLS CUP 2002

Gillette Stadium – Foxborough, Mass.  
 Oct. 20 Los Angeles vs. New England 1-0 (OT) 61,216

## 2001 MAJOR LEAGUE SOCCER PLAYOFF RESULTS

### MLS CUP PLAYOFF QUARTERFINALS

Miami Fusion (No. 1) vs. Kansas City Wizards (No. 8)  
 Sept. 22 Kansas City at Miami 0-2 6,281  
 Sept. 26 Miami at Kansas City 0-3 5,803  
 Sept. 29 Kansas City at Miami 1-2 8,119  
*(Miami wins series 6 points to 3)*

Chicago Fire (No. 2) vs. Dallas Burn (No. 7)  
 Sept. 20 Dallas at Chicago 0-2 8,314  
 Sept. 23 Chicago at Dallas 1-1 (OT) 17,149  
 Sept. 29 Dallas at Chicago 0-2 12,811  
*(Chicago wins series 7 points to 1)*

Los Angeles Galaxy (No. 3) vs. MetroStars (No. 6)  
 Sept. 23 MetroStars at Los Angeles 1-1 (OT) 11,580  
 Sept. 26 Los Angeles at MetroStars 1-4 12,817  
 Sept. 29 MetroStars at Los Angeles 2-3 6,154  
*(Series tied 4-4 on points; Los Angeles wins series tiebreaker after Game Three)*

Columbus Crew (No. 4) vs. S.J. Earthquakes (No. 5)  
 Sept. 22 San Jose at Columbus 3-1 20,883  
 Sept. 26 Columbus at San Jose 0-3 10,419  
*(San Jose wins series 6 points to 0)*

### MLS CUP PLAYOFF SEMIFINALS

Chicago Fire (No. 2) vs. Los Angeles Galaxy (No. 3)  
 Oct. 10 Los Angeles at Chicago 1-1 (OT) 10,388  
 Oct. 13 Chicago at Los Angeles 0-1 (OT) 10,100  
 Oct. 17 Los Angeles at Chicago 2-1 (OT) 8,320  
*(Los Angeles wins series 7 points to 1)*

Miami Fusion (No. 1) vs. San Jose (No. 5)  
 Oct. 10 San Jose at Miami 0-1 9,236  
 Oct. 14 Miami at San Jose 0-4 16,119  
 Oct. 17 San Jose at Miami 1-0 (OT) 11,242  
*(San Jose wins series 6 points to 3)*

### MLS CUP 2001

Columbus Crew Stadium – Columbus, Ohio  
 Oct. 21 San Jose vs. Los Angeles 2-1 (OT) 21,626



## 2000 MAJOR LEAGUE SOCCER PLAYOFF RESULTS

### MLS CUP PLAYOFF QUARTERFINALS

Los Angeles Galaxy vs. Tampa Bay Mutiny  
 Sept. 14 Los Angeles at Tampa Bay 1-0 5,583  
 Sept. 20 Tampa Bay at Los Angeles 2-5 13,851  
*(Los Angeles wins series 6 points to 0)*

MetroStars vs. Dallas Burn  
 Sept. 15 Dallas at MetroStars 1-2 (OT) 14,868  
 Sept. 20 MetroStars at Dallas 2-1 7,555  
*(MetroStars win series 6 points to 0)*

New England Revolution vs. Chicago Fire  
 Sept. 15 New England at Chicago 1-2 10,476  
 Sept. 19 Chicago at New England 1-2 10,723  
 Sept. 22 New England at Chicago 0-6 5,972  
*(Chicago wins series 6 points to 3)*

Colorado Rapids vs. Kansas City Wizards  
 Sept. 16 Colorado at Kansas City 0-1 8,682  
 Sept. 20 Kansas City at Colorado 0-0 (OT) 8,789  
 Sept. 24 Colorado at Kansas City 2-3 4,156  
*(Kansas City wins series 7 points to 1)*

### MLS CUP PLAYOFF SEMIFINALS

Los Angeles Galaxy vs. Kansas City Wizards  
 Sept. 29 Los Angeles at Kansas City 0-0 (OT) 11,815  
 Oct. 3 Kansas City at Los Angeles 1-2 (OT) 20,849  
 Oct. 6 Los Angeles at Kansas City 5-2 (0-1\*) 8,320  
*(Kansas City wins series 5 points to 4 after overtime tie-breaker\*)*

*\*After regulation, both teams were tied in the series at four points each and a 20-minute overtime period which KC won 1-0)*

MetroStars vs. Chicago Fire  
 Sept. 26 MetroStars at Chicago 0-3 7,141  
 Sept. 30 Chicago at MetroStars 0-2 15,476  
 Oct. 6 MetroStars at Chicago 2-3 10,133  
*(Chicago wins series 6 points to 3)*

### MLS CUP 2000

RFK Stadium – Washington, D.C.  
 Oct. 15 Kansas City vs. Chicago 1-0 39,159

## 1999 MAJOR LEAGUE SOCCER PLAYOFF RESULTS

### EASTERN CONFERENCE SEMIFINALS

D.C. United vs. Miami Fusion  
 Oct. 16 Miami at D.C. United 0-2 18,011  
 Oct. 24 D.C. United at Miami 0-0 (SO 3-2) 8,446  
*(D.C. United win series 2 games to 0)*

Tampa Bay Mutiny at Columbus Crew  
 Sept. 17 Tampa Bay at Columbus 0-2 9,188  
 Sept. 22 Columbus at Tampa Bay 2-0 14,392  
*(Columbus win series 2 games to 0)*

### WESTERN CONFERENCE SEMIFINALS

Colorado Rapids vs. Los Angeles Galaxy  
 Oct. 17 Colorado at Los Angeles 0-3 16,307  
 Oct. 24 Los Angeles at Colorado 2-0 6,542  
*(Los Angeles win series 2 games to 1)*

Chicago Fire vs. Dallas Burn  
 Oct. 16 Chicago at Dallas 1-2 10,980  
 Oct. 23 Dallas at Chicago 0-4 13,197  
 Oct. 27 Chicago at Dallas 2-3 9,795  
*(Dallas win series 2 games to 1)*

### EASTERN CONFERENCE FINALS

D.C. United vs. Columbus Crew  
 Oct. 31 Columbus at D.C. United 1-2 14,529  
 Nov. 7 D.C. United at Columbus 1-5 12,778  
 Nov. 13 Columbus at D.C. United 0-4 21,451  
*(D.C. United wins series 2 games to 1)*

### WESTERN CONFERENCE FINALS

Dallas Burn vs. Los Angeles Galaxy  
 Sept. 31 Dallas at Los Angeles 1-2 17,372  
 Nov. 7 Los Angeles at Dallas 2-2 (3-4 SO) 13,816  
 Nov. 11 Dallas at Los Angeles 1-3 25,703  
*(Los Angeles win series 2 games to 1)*

### MLS CUP 1999

Foxboro Stadium – Foxborough, Mass.  
 Nov. 21 D.C. United vs. Los Angeles 2-0 44,910



## 1998 MAJOR LEAGUE SOCCER PLAYOFF RESULTS

### EASTERN CONFERENCE SEMIFINALS

Columbus Crew vs. MetroStars  
 Sept. 30 MetroStars at Columbus 3-5 10,996  
 Oct. 3 Columbus at MetroStars 1-1 (3-2 SO) 11,686  
*(Columbus win series 2 games to 0)*

D.C. United vs. Miami Fusion  
 Sept. 30 Miami at D.C. United 1-2 15,187  
 Oct. 4 D.C. United at Miami 0-0 (3-2 SO) 13,128  
*(D.C. United win series 2 games to 0)*

### WESTERN CONFERENCE SEMIFINALS

Colorado Rapids vs. Chicago Fire  
 Oct. 1 Colorado at Chicago 1-1 (2-3 SO) 12,610  
 Oct. 4 Chicago at Colorado 1-0 6,582  
*(Chicago win series 2 games to 0)*

Los Angeles Galaxy vs. Dallas Burn  
 Oct. 1 Dallas at Los Angeles 1-6 10,047  
 Oct. 4 Los Angeles at Dallas 3-2 8,130  
*(Los Angeles win series 2 games to 0)*

### EASTERN CONFERENCE FINALS

D.C. United vs. Columbus Crew  
 Oct. 11 Columbus at D.C. United 0-2 17,755  
 Oct. 18 D.C. United at Columbus 2-4 13,193  
 Oct. 21 Columbus at D.C. United 0-3 21,453  
*(D.C. United win series 2 games to 1)*

### WESTERN CONFERENCE FINALS

Chicago Fire vs. Los Angeles Galaxy  
 Oct. 10 Chicago at Los Angeles 1-0 25,107  
 Oct. 16 Los Angeles at Chicago 1-1 (SO 1-2) 32,744  
*(Chicago win series 2 games to 0)*

### MLS CUP 1998

Rose Bowl – Pasadena, Calif.  
 Oct. 25 Chicago vs. D.C. United 2-0 51,530

## 1997 MAJOR LEAGUE SOCCER PLAYOFF RESULTS

### EASTERN CONFERENCE SEMIFINALS

Columbus Crew vs. Tampa Bay Mutiny  
 Oct. 5 Columbus at Tampa Bay 2-1 8,272  
 Oct. 8 Tampa Bay at Columbus 2-0 13,102  
*(Columbus wins series 2 games to 0)*

New England Revolution vs. D.C. United  
 Oct. 5 New England at D.C. United 1-4 12,540  
 Oct. 8 D.C. United at New England 1-1 (4-3 SO) 16,233  
*(D.C. United win series 2 games to 0)*

### WESTERN CONFERENCE SEMIFINALS

Colorado Rapids vs. Kansas City Wizards  
 Oct. 4 Colorado at Kansas City 3-0 10,174  
 Oct. 8 Kansas City at Colorado 2-3 13,117  
*(Colorado wins series 2 games to 0)*

Los Angeles Galaxy vs. Dallas Burn  
 Oct. 5 Dallas at Los Angeles 0-0 (2-0 SO) 18,921  
 Oct. 8 Los Angeles at Dallas 0-3 11,248  
*(Dallas wins series 2 games to 0)*

### EASTERN CONFERENCE FINALS

D.C. United vs. Columbus Crew  
 Oct. 12 Columbus at D.C. United 2-3 11,820  
 Oct. 15 D.C. United at Columbus 1-0 9,506  
*(D.C. United wins series 2 games to 0)*

### WESTERN CONFERENCE FINALS

Colorado Rapids vs. Dallas Burn  
 Oct. 12 Colorado at Dallas 1-0 7,376  
 Oct. 15 Dallas at Colorado 1-2 18,452  
*(Colorado wins series 2 games to 0)*

### MLS CUP 1997

RFK Stadium – Washington, D.C.  
 Oct. 26 D.C. United vs. Colorado 2-1 57,431



**1996 MAJOR LEAGUE SOCCER PLAYOFF RESULTS**

**EASTERN CONFERENCE SEMIFINALS**

D.C. United vs. MetroStars

Sept. 24	D.C. United at MetroStars	2-2 (6-5 SO)	14,416
Sept. 27	MetroStars at D.C. United	0-1	21,442
Oct. 2	MetroStars at D.C. United	1-2	20,423

*(D.C. United win series 2 games to 1)*

Tampa Bay Mutiny vs. Columbus Crew

Sept. 25	Tampa Bay at Columbus	2-0	20,807
Sept. 28	Columbus at Tampa Bay	2-1	13,009
Oct. 2	Columbus at Tampa Bay	1-4	6,871

*(Tampa Bay wins series 2 games to 1)*

**WESTERN CONFERENCE SEMIFINALS**

Dallas Burn vs. Kansas City Wiz

Sept. 26	Dallas at Kansas City	2-3	4,466
Sept. 29	Kansas City at Dallas	1-2	10,125
Oct. 2	Kansas City at Dallas	2-2 (3-2 SO)	9,802

*(Kansas City wins series 2 games to 1)*

Los Angeles Galaxy vs. San Jose Clash

Sept. 26	Los Angeles at San Jose	0-1	17,209
Sept. 29	San Jose at Los Angeles	0-2	27,833
Oct. 2	San Jose at Los Angeles	0-2	30,231

*(Los Angeles wins series 2 games to 1)*

**EASTERN CONFERENCE FINALS**

Tampa Bay Mutiny vs. D.C. United

Oct. 10	Tampa Bay at D.C. United	1-4	23,566
Oct. 12	D.C. United at Tampa Bay	2-1	9,339

*(D.C. United wins series 2 games to 0)*

**WESTERN CONFERENCE FINALS**

Kansas City Wiz vs. Los Angeles Galaxy

Oct. 10	Kansas City at Los Angeles	1-2	25,212
Oct. 13	Los Angeles at Kansas City	1-1 (3-1 SO)	11,041

*(Los Angeles wins series 2 games to 0)*

**MLS CUP 1996**

Foxboro Stadium – Foxborough, Mass.

Oct. 20	D.C. United vs. Los Angeles	3-2 (OT)	34,643
---------	-----------------------------	----------	--------



## 2011 MAJOR LEAGUE SOCCER SEASON NOTES

### SUPPORTERS' SHIELD WINNERS

The LA Galaxy won the Supporters' Shield for the second consecutive year, and the fourth time in club history. The last three Supporters' Shield winners have each won in back-to-back seasons: D.C. United in 2006 and 2007, and the Columbus Crew in 2008 and 2009. A look at how the Supporters' Shield winners did in the MLS Cup Playoffs:

YEAR	W-L-T	PTS	GF	GA	Playoff Result
<b>TAMPA BAY MUTINY</b>					
1996	20-12-0	58	66	51	East Finals
<b>DC UNITED</b>					
1997	21-11-0	55	70	53	MLS Cup Champion
<b>LOS ANGELES GALAXY</b>					
1998	24-8-0	68	85	44	West Finals
<b>DC UNITED</b>					
1999	23-9-0	57	65	43	MLS Cup Champion
<b>KANSAS CITY WIZARDS</b>					
2000	16-7-9	57	47	29	MLS Cup Champion
<b>MIAMI FUSION FC</b>					
2001	16-5-5	53	57	36	Semifinals
<b>LOS ANGELES GALAXY</b>					
2002	16-9-3	51	44	33	MLS Cup Champion
<b>CHICAGO FIRE</b>					
2003	15-7-8	53	53	43	MLS Cup Runner-up
<b>COLUMBUS CREW</b>					
2004	12-5-13	49	40	32	Quarterfinals
<b>SAN JOSE EARTHQUAKES</b>					
2005	18-4-10	64	53	31	Quarterfinals
<b>D.C. UNITED</b>					
2006	15-7-10	55	52	38	Semifinals
2007	16-7-7	55	56	34	Quarterfinals
<b>COLUMBUS CREW</b>					
2008	17-7-6	57	50	36	MLS Cup Champion
2009	13-7-10	49	41	31	Quarterfinals
<b>LOS ANGELES GALAXY</b>					
2010	18-7-5	59	44	26	Semifinals
2011	19-5-10	67	48	28	?????

### DEFENSIVE RECORDS

The LA Galaxy recorded the third-best defensive record in MLS history in 2011, allowing 28 goals in 34 games, an average of 0.82 goals per contest. Twelve times in MLS history teams have allowed less than a goal per game:

FEWEST GOALS ALLOWED PER GAME (SINGLE SEASON)				
YEAR	TEAM	GAMES	GOALS	GA/G
2010	Real Salt Lake	30	20	0.67
2007	Houston Dynamo	30	23	0.77
<b>2011</b>	<b>LA Galaxy</b>	<b>34</b>	<b>28</b>	<b>0.82</b>
2010	Los Angeles Galaxy	30	26	0.87
1999	Los Angeles Galaxy	32	29	0.91
2000	Kansas City Wizards	32	29	0.91
2010	FC Dallas	30	28	0.93
2007	Chivas USA	30	28	0.93
2010	New York Red Bulls	30	29	0.97
2009	Seattle Sounders FC	30	29	0.97
2009	Houston Dynamo	30	29	0.97
2005	San Jose Earthquakes	32	31	0.97

### HOME-FIELD DOMINANCE

The LA Galaxy became the third team in MLS history to go unbeaten at home over the course of a single season, and the second in as many years:

YEAR	TEAM	W-L-T	PTS.	PCT.
2010	Real Salt Lake	11-0-4	37	.867
<b>2011</b>	<b>LA Galaxy</b>	<b>12-0-5</b>	<b>37</b>	<b>.853</b>
2005	S.J. Earthquakes	9-0-7	34	.781

The Galaxy also allowed just eight goals in their home contests, tied for the second-fewest allowed over a home campaign in league history:

YEAR	TEAM	GAMES	GOALS	GA/G
2010	Real Salt Lake	15	7	0.47
<b>2011</b>	<b>LA Galaxy</b>	<b>17</b>	<b>8</b>	<b>0.47</b>
2004	Colorado Rapids	15	8	0.53
2007	Chivas USA	15	8	0.53

The Galaxy ended the year with a 18-game league unbeaten streak active, tied for third-longest in MLS history. Over the course of the 2011 season, they went 21 games unbeaten in home contests in all competitions, entering the MLS Cup Playoffs.

TEAM	#	START	STOP
Real Salt Lake	29	06/06/2009	05/14/2011
Columbus Crew	22	06/28/2008	09/26/2009
<b>LA Galaxy</b>	<b>18</b>	<b>10/24/2010</b>	<b>current</b>
S.J. Earthquakes	18	09/25/2004	10/15/2005
LA Galaxy	17	07/04/2004	07/16/2005
Colorado Rapids	16	05/31/2003	05/22/2004
Chivas USA	16	09/09/2006	09/29/2007



## HOME, SWEET, HOME-- FINALLY

Sporting Kansas City became the fourth team in MLS history to open the season with a long road swing while their new stadium was being completed – and all four teams have reached the MLS Cup Playoffs.

While awaiting the opening of Livestrong Sporting Park – which they inaugurated June 9 with a scoreless draw vs. Chicago – SKC joined the Columbus Crew in 1999 (Columbus Crew Stadium), the Los Angeles Galaxy in 2003 (The Home Depot Center) and the Chicago Fire in 2006 (Toyota Park) with lengthy road trips.

### COLUMBUS CREW, 1999

STARTED: WON 5, LOST 2 -- 11 pts.  
FINISHED: 19-13-0, 45 pts., 2nd East  
Lost in conference championship

### LA GALAXY, 2003

STARTED: WON 0, LOST 4, TIED 4 -- 4 pts.  
FINISHED: 9-12-9, 36 pts., 4th West  
Lost in conference semifinals

### CHICAGO FIRE, 2006

STARTED: WON 2, LOST 3, TIED 4 -- 10 pts.  
FINISHED: 13-11-8, 47 pts., 3rd East  
Lost in conference semifinals

### SPORTING KANSAS CITY, 2011

STARTED: WON 1, LOST 6, TIED 3 -- 6 pts.  
FINISHED: 13-9-12, 51 pts., 1st East

## HIT FOR THREE, WIN HAT

Ten hat tricks were scored in Major League Soccer in 2011, the second-highest single season total in league history. The record is 13 hat tricks scored in 1998; they are the only two seasons with double-digits in triples.

Eight different players scored hat tricks in 2011, with Justin Braun (Chivas USA) and Golden Boot winner Dwayne De Rosario (DC) each scoring two.

## EXPANSION TEAM HISTORY

The Portland Timbers narrowly missed out on becoming the fourth expansion team in MLS history to qualify for the postseason, staying alive to the final weekend of the season.

The Timbers were joined by Vancouver Whitecaps FC as the Class of 2011; Whitecaps FC were 0-12-5 on their travels, the fourth team in MLS history to go winless away from home for an entire season. MLS grows to 19 clubs next season with the addition of L'Impact de Montréal.

A look at how expansion teams have fared in their first season since the first MLS expansion in 1998:

		GP	W	L	T	PTS	GF	GA
1998	Chicago Fire	32	20	12	0	56	62	45
2009	Seattle Sounders	30	12	7	11	47	38	29
2011	Portland Timbers	34	11	14	9	42	40	48
1998	Miami Fusion	32	15	17	0	35	46	68
2008	S.J. Earthquakes	30	8	13	9	33	32	38
2010	Philadelphia Union	30	8	15	7	31	35	49
2011	Vancouver Whitecaps	34	6	18	10	28	35	55
2007	Toronto FC	30	6	17	7	25	25	49
2005	Real Salt Lake	32	5	22	5	20	30	65
2005	Chivas USA	32	4	22	6	18	31	67

## A NEW GOALSCORING KING

With his penalty kick goal in a 6-2 loss at Seattle on Aug. 27, Jeff Cunningham became the all-time MLS goalscoring leader, passing Jaime Moreno with 134 league goals.

The 2011 season ended with six members of the century goal club in MLS history; 2011 Golden Boot winner Dwayne De Rosario is next with 93.

### MLS ALL-TIME GOAL LEADERS

PLAYER	TEAM	GP	GOALS
<b>Jeff Cunningham</b>	<b>CLB/COL/RSL/TOR/DAL</b>	<b>344</b>	<b>134</b>
Jaime Moreno	DC/MET	340	133
<b>Landon Donovan</b>	<b>SJ/LA</b>	<b>232</b>	<b>115</b>
Ante Razov	LA/CHI/MET/CHV	262	114
Jason Kreis	DAL/RSL	305	108
Taylor Twellman	NE	174	101



## WINS IN ALL COMPETITIONS

Chasing trophies across four fronts this season, Seattle Sounders have recorded 26 wins in all competitions heading into the MLS Cup Playoffs – the fourth-most in league history, and tied for the most since the end of the shootout era.

The record is held by D.C. United, who won 32 games in 1998 across MLS, MLS Cup Playoffs, U.S. Open Cup, CONCACAF Champions Cup and InterAmerican Cup. Since the end of the shootout, only the Chicago Fire have won as many games, also recording 26 wins in 2000.

Sounders FC won 18 games in league competition this year, four games on their way to a third consecutive U.S. Open Cup championship, and four games in qualifying for the quarterfinals of the CONCACAF Champions League. The most they can win this year is 30 games, including a winning run to MLS Cup.

### MOST WINS, ONE YEAR, ALL COMPETITIONS

DC, 1998:	32
DC, 1997:	30
DC, 1999:	29
SEA, 2011:	26 (current)
CHI, 2000:	26
LA, 1998:	26

## BLANKING THE OPPOSITION

The LA Galaxy tied for the most shutouts in one season, recording 17 in 34 league games, matching the mark of the 2000 Kansas City Wizards.

Remarkably, four different goalkeepers contributed to the total. Josh Saunders recorded 11 clean sheets, Donovan Ricketts had seven, and Brian Perk had one in his only league start. The last one came in a combined effort between Ricketts (who suffered a broken arm), Saunders (who was sent off) and midfielder Mike Magee, in a scoreless draw June 25 against San Jose.

### MOST DEFENSIVE SHUTOUTS IN ONE SEASON

<b>2011</b>	<b>LA Galaxy</b>	<b>17</b>
2000	Kansas City	17
2010	Real Salt Lake	15
2007	Chivas USA	14
2007	Houston	13
2009	Chivas USA	13

## A GOALS-AGAINST RECORD

Despite conceding three goals in the season finale, LA Galaxy goalkeeper Donovan Ricketts recorded the lowest single-season goals-against-average (minimum 1000 minutes played) in league history.

FC Dallas went undefeated in league play from May 27 to Oct. 9 – a 19-game stretch that equaled the longest in MLS history, and was the record for the longest unbeaten run during a single season. Earlier in the season, the LA Galaxy had extended their unbeaten streak from the end of the 2009 season to 15 games, equaling the third-longest in league history:

### GOALS AGAINST AVG.

YEAR	PLAYER	TEAM	GP	MIN	GA	GAA
2011	Donovan Ricketts	LA	14	1194	8	0.60
2010	Kevin Hartman	DAL	20	1755	12	0.62
2010	Nick Rimando	RSL	27	2430	18	0.67
2007	Pat Onstad	HOU	27	2418	22	0.82
2009	Zach Thornton	CHV	27	2385	23	0.87

Minimum: 1000 minutes played

## A REMARKABLE COMEBACK

When D.C. United allowed two goals in stoppage time in a 2-1 loss to Chicago on Oct. 15, it was the fifth time in MLS history a team had scored the game-tying and winning goals in second-half stoppage time – and it was the third time either D.C. or Chicago had been involved. United was on the winning end in a 3-2 win against the Fire, April 8, 2000, and also in a 4-2 win against New England on July 27, 2003.

The first time a team scored the tying and winning goals in stoppage time also involved D.C. United and Chicago – April 8, 2000. The winning goalscorer that day? Current United head coach Ben Olsen.

Dwayne De Rosario's 90th-minute penalty was the latest lead goal overcome for a win after 90 minutes had elapsed.

Chicago was also the first MLS team to win a game after falling behind in the 75th minute or later since the league eliminated overtime in 2004. It was the first time in league history that two teams gained wins from a losing position after the 80th minute on the same day (Chicago and Seattle).

## 2011 RECORD

	<u>GP</u>	<u>W-L-T</u>	<u>PTS</u>	<u>GF</u>	<u>GA</u>
Rapids	34	12-9-13	49	44	41

## RECORD at DICK'S SPORTING GOODS PARK

	<u>GP</u>	<u>W-L-T</u>	<u>PTS</u>	<u>GF</u>	<u>GA</u>
	17	6-2-9	27	25	16

## RECORD on road

	<u>GP</u>	<u>W-L-T</u>	<u>PTS</u>	<u>GF</u>	<u>GA</u>
	17	6-7-4	22	19	25

## RECORD at the half

	<u>W</u>	<u>L</u>	<u>T</u>
LEADING	7	1	3
TIED	5	2	7
TRAILING	0	6	3

## RECORD with the first goal

	<u>W</u>	<u>L</u>	<u>T</u>
SCORING	9	2	6
CONCEDING	3	7	3

## TEAM COMPARISONS

	<u>FOR</u>	<u>AGAINST</u>
GOALS SCORED	1.29 (7th)	1.21 (7th)
TOTAL SHOTS	10.73 (18th)	10.85 (17th)
SHOTS ON GOAL	4.06 (15th)	3.44 (17th)
SHOOTING ACCURACY	37.8% (1st)	31.7% (15th)
SCORING %AGE	12.1% (2nd)	11.1% (6th)
FOULS	11.00 (17th)	12.77 (5th)
CORNER KICKS	4.38 (12th)	3.41 (18th)
OFFSIDE	2.44 (10th)	3.65 (2nd)

## GOALS SCORED IN GAME

GP	0	1	2	3	4+	TOT	AVG
34	9	12	9	2	2	44	1.29

## GOALS ALLOWED IN GAME

GP	0	1	2	3	4+	TOT	AVG
34	8	17	5	2	2	41	1.21

## GOALS BY INTERVALS

	TOT	0-15	16-30	31-45+	46-60	61-75	76-90+
FOR	44	6	7	9	3	11	8
AGAINST	41	2	9	7	7	7	9

## WHERE THE GOALS COME FROM

	FOR	AGAINST
GOALS SCORED	44	41
MINUTES PER GOAL	70	75

### HOW SCORED

RIGHT FOOT	28	22
LEFT FOOT	9	14
HEADERS	7	5
OTHER	0	0

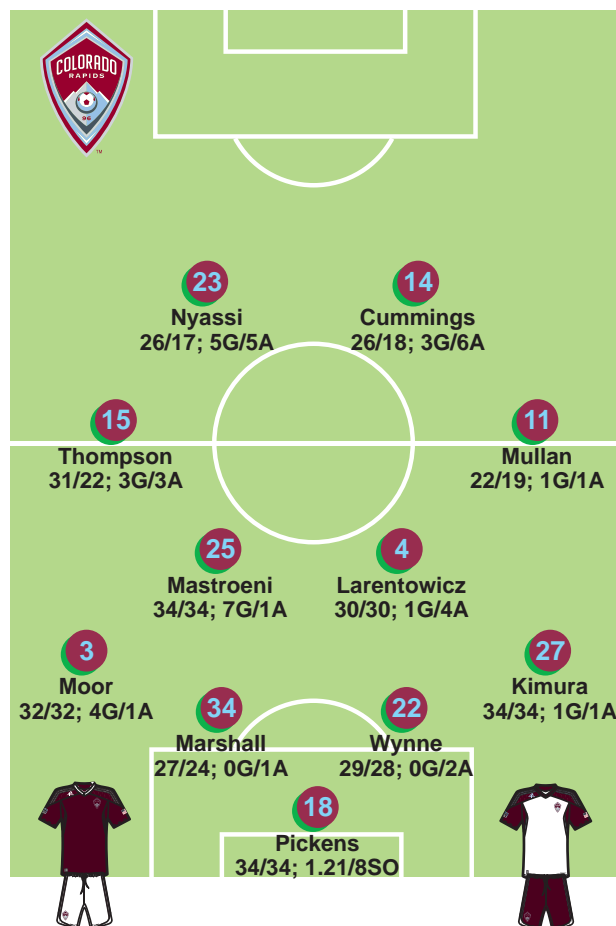
### TYPE OF PLAY

OPEN PLAY	20	22
CROSS	5	8
CORNER	4	1
REBOUND	4	4
PENALTIES	3	2
DIRECT FROM FREE KICK	4	2
FREE KICK (INDIRECT)	4	1
OWN GOALS	0	1

### DISTANCE

INSIDE GOAL AREA	7	10
INSIDE PENALTY AREA	27	21
OUTSIDE PENALTY AREA	10	10

## PRIMARY TEAM





# COLORADO RAPIDS

No.	Player	Pos	Ht	Wt	Birthdate	Birthplace	2011				CAREER			
							GP	GS	G	A	GP	GS	G	A
2	<b>Danny Earls</b>	DF	5-9	160	04/22/1989	Wicklow, Ireland	4	3	0	0	22	18	0	0
<i>Irish international re-signed early in 2011. Played two seasons with USL1 Rochester, and in Aston Villa youth scheme.</i>														
3	<b>Drew Moor</b>	DF	6-0	165	01/15/1984	Dallas, TX	32	32	4	1	193	181	13	3
<i>In his eighth MLS season, his third with Colorado. Set MLS record for consecutive appearances by field player.</i>														
4	<b>Jeff Larentowicz</b>	MF	6-1	175	08/05/1983	Pasadena, CA	34	34	7	1	175	166	20	11
<i>In his seventh MLS season, his second with Colorado. Chosen by New England in fourth round of 2005 Supplemental Draft.</i>														
5	<b>Joseph Nane</b>	MF	6-2	185	03/12/1987	Mbalmayo, Cameroon	10	2	0	0	21	10	0	0
<i>Acquired in a trade with Toronto FC last offseason. Played collegiately at Old Dominion Univ.</i>														
6	<b>Anthony Wallace</b>	DF	5-11	160	01/26/1989	Brooklyn, NY	10	8	0	1	32	26	0	2
<i>Obtained in trade with FC Dallas in July 2009. In fifth MLS season. Ninth overall pick in 2007 SuperDraft.</i>														
7	<b>Josh Janniere</b>	MF	5-7	160	11/04/1992	Hamilton, Ontario, Canada	0	0	0	0	0	0	0	0
<i>Acquired from Toronto FC in March where he came up through the club's youth system.</i>														
8	<b>Eddie Ababio</b>	DF	5-10	170	01/01/1988	Kumasi, Ghana	0	0	0	0	0	0	0	0
<i>First-round selection (No. 18 overall) in 2011 SuperDraft out of Univ. of North Carolina.</i>														
9	<b>Conor Casey</b>	FW	6-1	190	07/25/1981	Dover, NH	14	11	6	1	103	88	48	13
<i>In his fifth MLS season. Played previously in Germany. MLS Cup 2010 MVP. Named to 2009 MLS Best XI.</i>														
10	<b>Macoumba Kandji</b>	FW	6-4	175	08/02/1985	Dakar, Senegal	9	1	0	0	57	35	6	10
<i>Acquired in a trade with New York late in 2010. Came to MLS in 2008 from USL-1 Atlanta.</i>														
11	<b>Brian Mullan</b>	MF	5-7	155	04/23/1978	Mineola, NY	22	19	1	1	279	251	27	49
<i>Five-time MLS Cup winner obtained late in 2010 from Houston. Has reached postseason in each of his 11 seasons.</i>														
12	<b>Quincy Amarikwa</b>	FW	5-9	180	10/29/1987	Bakersfield, CA	15	5	1	1	53	8	3	3
<i>In his third MLS season, his second with Colorado after being acquired early in 2010 from San Jose.</i>														
13	<b>Steven Emory</b>	MF	6-2	170	08/31/1989	Fort Collins, CO	0	0	0	0	0	0	0	0
<i>Signed out of Metro State University in January following an open tryout.</i>														
14	<b>Omar Cummings</b>	FW	5-10	165	07/13/1982	Old Harbor, Jamaica	26	18	3	6	120	91	33	25
<i>Jamaican international in his fifth MLS season. Tied for MLS lead in assists in 2009.</i>														
15	<b>Wells Thompson</b>	MF	5-10	155	11/25/1983	Winston-Salem, NC	31	22	3	3	129	71	7	6
<i>Acquired in trade with New England before the 2010 season. Fifth overall pick in 2007 SuperDraft.</i>														
16	<b>Ross LaBauex</b>	MF	5-9	150	12/05/1988	Chicago, IL	11	4	0	0	16	5	0	0
<i>Second-round selection in 2010 SuperDraft out of Univ. of Virginia.</i>														
17	<b>Ian Joyce</b>	GK	6-3	200	07/12/1985	Kinnelon, NJ	0	0	0	0	1	1	0	0
<i>Signed in 2010 after stints in England with Grays Athletic, Watford and Southend.</i>														
18	<b>Matt Pickens</b>	GK	6-3	200	04/05/1982	Washington, MO	34	34	0	0	122	120	0	0
<i>Returned to MLS and Colorado in 2009 after a year abroad. Played four years with Chicago Fire.</i>														
19	<b>Andre Akpan</b>	FW	6-0	190	12/09/1987	Grand Prairie, TX	12	5	1	0	13	5	1	0
<i>Second-round selection (No. 22 overall) in 2010 SuperDraft out of Harvard University.</i>														
20	<b>Jamie Smith</b>	MF	5-8	164	11/20/1980	Alexandria, Scotland	20	18	3	4	46	37	4	13
<i>Signed with Rapids in 2009 after playing for ADO Den Haag (Holland) and Aberdeen (Scotland). Scottish international.</i>														
21	<b>Caleb Folan</b>	FW	6-2	178	10/26/1982	Leeds, England	26	16	6	2	26	16	6	2
<i>Irish international signed in March. Spent more than a decade in England, last with Hull City where he was a big signing.</i>														
22	<b>Marvell Wynne</b>	DF	5-9	171	05/08/1986	Pittsburgh, PA	29	28	0	2	152	145	2	15
<i>No. 1 overall selection in 2006 SuperDraft by New York. In second season with Colorado.</i>														
23	<b>Sanna Nyassi</b>	MF	5-8	145	01/31/1989	Bwiam, Gambia	26	17	5	5	64	33	7	8
<i>In his first MLS season after two in Seattle. Twin brother Sainey plays for New England. Gambian international.</i>														
25	<b>Pablo Mastroeni</b>	MF	5-10	170	08/29/1976	Mendoza, Argentina	30	30	1	4	316	306	7	26
<i>Colorado's all-time appearance leader. In his 14th MLS season. Has 65 caps with the U.S. national team.</i>														
26	<b>Mike Holody</b>	DF	6-3	206	03/30/1987	Clarkston, MI	0	0	0	0	4	0	1	0
<i>In his third MLS season. Fourth-round selection in 2009 SuperDraft out of Univ. of Michigan.</i>														
27	<b>Kosuke Kimura</b>	DF	5-9	155	05/14/1984	Kobe, Japan	34	34	1	1	105	97	3	6
<i>Third-round selection in 2007 Supplemental Draft. Attended Western Illinois Univ. First Japanese player in MLS.</i>														
28	<b>Davy Armstrong</b>	MF	5-10	150	11/03/1991	Aurora, CO	0	0	0	0	0	0	0	0
<i>The club's first Home Grown Player, signed in August 2010.</i>														
29	<b>Scott Palguta</b>	DF	6-2	190	08/23/1982	Toms River, NJ	9	5	2	0	48	29	2	0
<i>Signed with Colorado from USL1 Rochester just before the start of the 2009 season.</i>														
31	<b>Steward Ceus</b>	GK	6-6	205	03/26/1987	West Haverstraw, NY	0	0	0	0	0	0	0	0
<i>Haitian international. Selected in the third round of the 2009 SuperDraft.</i>														
32	<b>Miguel Comminges</b>	DF	5-10	160	03/16/1982	Les Abymes, Guadeloupe	4	4	0	0	4	4	0	0
<i>Guadeloupe international signed in September. Last with Southend in England's fourth tier.</i>														
34	<b>Tyrone Marshall</b>	DF	6-2	195	11/12/1974	Kingston, Jamaica	27	24	0	1	321	284	16	21
<i>Jamaican national team veteran in 14th MLS season. Two-time MLS Cup winner with LA.</i>														

HEAD COACH : Gary Smith

12/03/1968

W38 L31 T35

COLORADO RAPIDS PLAYOFF HISTORY

PLAYOFF HISTORY

vs. Team	No. of Series	Series W-L	GP	W-L-T	OT	ShO	GF	GA	Last Mtg.	Round	Series Result
Chicago	1	0-1	2	0-2-0	0-0-0	0-1	1	2	1998	West Semifinals	Lost 2 games to 0
Columbus	1	1-0	2	2-1-0	1-1-0	0-0	2	2	2010	Quarterfinals	Won 2 games to 1
D.C. United	1	0-1	1	0-1-0	0-0-0	0-0	1	2	1997	MLS Cup '97	Lost MLS Cup '97
FC Dallas	5	5-0	10	6-2-2	3-0-1	1-0	16	13	2010	MLS Cup '10	Won MLS Cup '10
Houston	1	0-1	1	0-1-0	0-0-0	0-0	1	3	2006	Semifinals	Lost 1 games to 0
Kansas City	3	1-2	7	2-3-2	0-0-1	0-0	9	9	2003	Quarterfinals	Lost 1 games to 0
Los Angeles	4	0-4	7	1-6-0	0-0-0	0-0	1	14	2005	Semifinals	Lost 1 games to 0
San Jose	1	1-0	1	1-0-0	0-0-0	0-0	1	0	2010	Semifinals	Won 1 games to 0
<b>TOTALS</b>	<b>17</b>	<b>8-9</b>	<b>31</b>	<b>12-16-4</b>	<b>4-1-2</b>	<b>1-1</b>	<b>32</b>	<b>45</b>			

COLORADO RAPIDS -- ALL-TIME POSTSEASON RESULTS

DATE	OPPONENT	RESULT	ATT.	W-L-T	RD.	GOALS:
10/04/1997	at Kansas City	W 3-0	10,174	1-0-0	QTR	COL: C. Henderson (25) Bravo (67) Paule (75)
10/08/1997	Kansas City	W 3-2	13,117	2-0-0	QTR	COL: Bravo (16,68) Harris (83); KC: Takawira (9) Preki (88)
10/12/1997	at Dallas	W 1-0	7,376	3-0-0	SEM	COL: S. Henderson (42)
10/15/1997	Dallas	W 2-1	18,452	4-0-0	SEM	COL: Patino (22) C. Henderson (87); DAL: Damian (5)
10/26/1997	at D.C. United	L 1-2	57,431	4-1-0	FIN	COL: Paz (75); DC: Moreno (37) Sanneh (68)
10/01/1998	at Chicago	L 1-2	12,610	0-1-0	QTR	COL: Waldir (79); CHI: Kubik (50)
10/05/1998	Chicago	L 0-1	6,582	0-2-0	QTR	CHI: Kubik (42)
10/17/1999	at Los Angeles	L 0-3	16,307	0-1-0	QTR	LA: Hendrickson (8) Vanney (52) Jones (57)
10/24/1999	Los Angeles	L 0-2	6,542	0-2-0	QTR	LA: Pena (74) Franchino (84)
09/16/2000	at Kansas City	L 0-1	8,682	0-1-0	QTR	KC: Molnar (18)
09/20/2000	Kansas City	T 0-0 (OT)	8,789	0-1-1	QTR	
09/24/2000	at Kansas City	L 2-3	4,156	0-2-1	QTR	COL: Bravo (70,90); KC: Henderson (11) Molnar (65) Gomez (69)
09/25/2002	at Dallas	L 2-4	6,360	0-1-0	QTR	COL: Valderrama (2) Spencer (75); DAL: Morrow (26) Kreis (49) Deering (68) Martinez (70)
09/28/2002	Dallas	W 1-0	9,637	1-1-0	QTR	COL: Carrieri (78)
10/02/2002	at Dallas	T 2-1 (OT/ST)	8,008	1-1-1	QTR	COL: Spencer (22) Chung (101); DAL: Rhine (6)
10/05/2002	at Los Angeles	L 0-4	24,742	1-2-1	SEM	LA: Califf (21) Ruiz (24,84) Hendrickson (71)
10/09/2002	Los Angeles	L 0-1	12,367	1-3-1	SEM	LA: Ruiz (64)
11/04/2003	Kansas City	T 1-1	6,434	0-0-1	QTR	COL: Borchers (53); KC: Harris (3)
11/08/2003	at Kansas City	L 0-2	10,712	0-1-1	QTR	KC: Simutenkov (45) Klein (63)
10/22/2004	Los Angeles	W 1-0	8,028	1-0-0	QTR	COL: Peguero (30)
10/30/2004	at Los Angeles	L 0-2	20,026	1-1-0	QTR	LA: Ruiz (30) Marshall (45)
10/22/2005	FC Dallas	T 0-0	9,625	0-0-1	QTR	
10/29/2005	at FC Dallas	W 2-2 (OT)	10,104	1-0-1	QTR	COL: Cunningham (19) Kotschau (105); DAL: Ruiz (67,105)
11/05/2005	Los Angeles	L 0-2	12,789	1-1-1	SEM	LA: Donovan (28,88)
10/21/2006	FC Dallas	L 1-2	4,176	0-1-0	QTR	COL: Cooke (23); DAL: Ruiz (15) Thompson (55)
10/28/2006	at FC Dallas	W 3-2 (OT)	15,486	1-1-0	QTR	COL: Hernandez (57,83) Mathis (114); DAL: Ruiz (48) Goodson (92)
11/05/2006	at Houston	L 1-3	23,107	1-2-0	SEM	COL: Kirovski (4); HOU: Dalglish (10,21) Mullan (71)
10/28/2010	Columbus	W 1-0	11,872	1-0-0	QTR	COL: Mastroeni (23)
11/06/2010	at Columbus	L 1-2 (OT)	10,322	2-1-0	QTR	COL: Casey (84); CLB: Gaven (22) Rogers (70)
11/13/2010	San Jose					
10/28/2010	Columbus	W 1-0	11,872	1-0-0	QTR	COL: Mastroeni (24)
11/06/2010	at Columbus	W 1-2 (OT)	10,322	2-1-0	QTR	COL: Casey (84); CLB: Gaven (22) Rogers (70)
11/13/2010	San Jose	W 1-0	17,779	3-1-0	SEM	COL: Kimura (42)
11/21/2010	at FC Dallas	W 2-1 (OT)	21,700	4-1-0	FIN	COL: Casey (57) own goal (107); DAL: Ferreira (35)

CAREER POSTSEASON STATISTICS FOR CURRENT COLORADO RAPIDS PLAYERS

UNF	POS	PLAYER	GP	GS	MIN	G	A	SHT	SOG	PKG	PKA	SKG	SKA	FC	FS	OFF	CK	C	E
12	F	Quincy Amarikwa	1	0	1	0	0	0	0	0	0	0	0	0	0	0	0	0	0
9	F	Conor Casey	4	4	419	2	0	11	3	0	0	1	1	11	5	3	0	2	0
14	F	Omar Cummings	4	4	398	0	2	15	4	0	0	0	0	2	5	4	0	0	0
10	F	Macoumba Kandji	5	0	95	0	0	1	1	0	0	1	1	1	2	0	0	0	0
27	D	Kosuke Kimura	4	4	381	1	0	2	1	0	0	0	0	2	2	0	0	0	0
4	M	Jeff Larentowicz	16	14	1266	0	1	21	8	0	0	1	1	24	17	0	0	3	0
34	F	Tyrone Marshall	24	18	1856	1	2	7	3	0	0	0	1	35	25	1	0	5	0
25	M	Pablo Mastroeni	27	27	2424	1	0	11	4	0	0	2	3	67	36	0	0	10	1
3	D	Drew Moor	9	8	848	0	0	4	1	0	0	0	0	4	11	0	0	2	1
11	M	Brian Mullan	33	26	2532	2	8	21	11	0	0	0	0	44	51	8	2	8	0
23	M	Sanna Nyassi	3	2	135	0	0	1	1	0	0	0	0	5	1	1	0	0	0
20	M	Jamie Smith	2	2	210	0	0	3	1	0	0	1	1	2	5	0	6	1	0
15	M	Wells Thompson	11	6	572	0	1	4	1	0	0	0	0	6	10	0	10	1	0
6	D	Anthony Wallace	4	4	333	0	0	1	0	0	0	0	0	4	2	0	0	1	0
22	D	Marvell Wynne	6	6	599	0	0	1	0	0	0	0	0	4	4	0	0	0	0

UNF	POS	GOALKEEPER	GP	GS	MIN	SHTS	SV	GA	GAA	PKG	PKA	SKG	SKA	W	L	T	SO
18	GK	Matt Pickens	9	9	900	0	38	8	0.80	0	0	8	9	5	3	1	4

## ALL-TIME COLORADO RAPIDS POSTSEASON STATISTICS (10-15-6, 35 PTS.)

PLAYER	GP	GS	MIN	G	A
Paul Bravo	12	12	1023	5	2
Chris Henderson	16	14	1321	2	5
Conor Casey	4	4	419	2	0
Nicolas Hernandez	3	3	300	2	0
John Spencer	7	7	626	2	0
Chris Carrieri	7	6	535	1	2
Terry Cooke	4	4	390	1	2
Wolde Harris	9	0	248	1	2
Adrian Paz	5	2	238	1	2
Nat Borchers	4	4	360	1	1
Mark Chung	9	9	821	1	1
Sean Henderson	5	5	441	1	1
Jovan Kirovski	6	5	529	1	1
Ritchie Kotschau	10	7	737	1	1
David Patino	5	5	392	1	1
Jeff Cunningham	3	2	230	1	0
Peguero Jean Philippe	5	4	367	1	0
Kosuke Kimura	4	4	381	1	0
Pablo Mastroeni	19	19	1822	1	0
Clint Mathis	3	2	236	1	0
Ross Paule	9	4	349	1	0
Carlos Valderrama	5	5	461	1	0
Waldir	2	1	104	1	0
Kyle Beckerman	10	10	914	0	3
Matt Kmosko	5	5	450	0	3
Marcelo Balboa	12	11	1013	0	2
Omar Cummings	4	4	398	0	2
Robin Fraser	7	7	641	0	1
Brian Mullan	4	4	376	0	1
Alain Nkong	4	3	272	0	1
Seth Tremblay	5	0	62	0	1
Steve Trittschuh	7	7	616	0	1
Scott Vermillion	3	3	280	0	1
Junior Agogo	3	2	203	0	0
Quincy Amarikwa	1	0	1	0	0
Julien Baudet	4	0	88	0	0
Dedi Ben Dayan	3	3	223	0	0
Jason Bent	7	7	640	0	0
Joe Cannon	10	10	960	0	0
Jordan Cila	2	2	163	0	0
Colin Clark	1	0	8	0	0
Matt Crawford	6	5	389	0	0
Leo Cullen	3	3	236	0	0
Alberto Delgado	1	0	12	0	0
Jorge Dely Valdes	5	4	410	0	0
Eric Denton	3	3	300	0	0
Joey DiGiamarino	4	4	337	0	0
Ian Feuer	2	2	180	0	0
Dan Gargan	2	1	135	0	0
Marcus Hahnemann	7	7	630	0	0
Wes Hart	10	7	541	0	0
Stephen Herdsman	5	5	451	0	0
Tahj Jakins	6	2	227	0	0
Maccoumba Kandji	3	0	81	0	0
Aitor Karanka	3	3	238	0	0
Lance Key	1	0	40	0	0
Zach Kingsley	4	1	130	0	0
David Kramer	8	8	741	0	0
Jeff Larentowicz	4	4	420	0	0
Ricky Lewis	2	2	167	0	0
Anders Limpar	5	4	369	0	0
Claudio Lopez	1	0	38	0	0
Chris Martinez	11	11	825	0	0
Rey Angel Martinez	1	0	15	0	0
Thiago Martins	2	1	115	0	0
Matt McKeon	2	2	168	0	0
Drew Moor	4	4	420	0	0
Jason Moore	2	1	130	0	0
Fabrice Noel	2	0	63	0	0
Matt Okoh	2	1	50	0	0
Jacob Peterson	3	2	161	0	0
Mike Petke	5	5	494	0	0
Matt Pickens	4	4	420	0	0
Steve Rammel	5	5	333	0	0
Zizi Roberts	2	1	114	0	0
Diego Serna	1	0	11	0	0
Musa Shannon	1	0	17	0	0
Jamie Smith	2	2	210	0	0
Jeff Stewart	1	0	10	0	0
Gary Sullivan	2	0	14	0	0

## COLORADO RAPIDS

Wells Thompson	3	2	195	0	0
Rick Titus	2	2	161	0	0
David Vaudreuil	7	7	627	0	0
Peter Vermes	9	9	780	0	0
Anthony Wallace	4	4	333	0	0
Daniel Wasson	1	1	90	0	0
Chris Wingert	3	2	272	0	0
Marvell Wynne	4	4	420	0	0
Own-goals received				1	
Team totals	31	31	2931	32	37
Opponent totals	31	31	2931	45	53

RAPIDS INDIVIDUAL GOALKEEPING						
GOALKEEPER	GP	GS	SV	GA	GAA	SO
Matt Pickens	4	4	12	3	0.64	2
Marcus Hahnemann	7	7	34	7	1.00	2
Joe Cannon	10	10	36	16	1.50	2
David Kramer	8	8	36	14	1.70	2
Ian Feuer	2	2	7	5	2.50	0
Team totals	31	31	125	45	1.38	8
Opponent totals	31	31	121	32	0.98	11



## COLORADO RAPIDS INDIVIDUAL HIGH GAMES (2011)

<b>Goals</b>				
3	Sanna Nyassi	07/20/2011	vs. NY	W 4-1
<b>Assists</b>				
3	Omar Cummings	07/20/2011	vs. NY	W 4-1
<b>Shots</b>				
6	Sanna Nyassi	07/20/2011	vs. NY	W 4-1
6	Sanna Nyassi	08/20/2011	vs. CHV	T 2-2
<b>Shots on Goal</b>				
3	Jeff Larentowicz	05/25/2011	at NY	T 2-2
3	Caleb Folan	06/11/2011	at POR	W 1-0
3	Sanna Nyassi	07/20/2011	vs. NY	W 4-1
<b>Fouls Committed</b>				
5	Wells Thompson	05/07/2011	at NE	T 0-0
5	Conor Casey	07/09/2011	vs. VAN	W 2-1
5	Sanna Nyassi	08/27/2011	at CHI	L 0-2
5	Sanna Nyassi	09/17/2011	at TOR	L 1-2
<b>Fouls Suffered</b>				
5	5 times			
<b>Offside</b>				
5	Omar Cummings	09/24/2011	vs. SJ	T 1-1
<b>Saves</b>				
8	Matt Pickens	09/09/2011	at LA	L 0-1
<b>Shots Faced</b>				
9	Matt Pickens	07/16/2011	at SEA	L 3-4
9	Matt Pickens	09/09/2011	at LA	L 0-1
<b>Goals Allowed</b>				
4	Matt Pickens	06/26/2011	at CLB	L 1-4
4	Matt Pickens	07/16/2011	at SEA	L 3-4

## COLORADO RAPIDS INDIVIDUAL POSTSEASON HIGH GAMES (1996-2010)

<b>Goals</b>				
2	Paul Bravo	10/08/1997	vs. KC	W 3-2
2	Paul Bravo	09/24/2000	at KC	L 2-3
2	Nicolas Hernandez	10/28/2006	at DAL	W 3-2
<b>Assists</b>				
2	Chris Henderson	10/04/1997	at KC	W 3-0
2	Terry Cooke	10/29/2005	at DAL	W 2-2
2	Kyle Beckerman	10/28/2006	at DAL	W 3-2
<b>Shots</b>				
7	Clint Mathis	10/28/2006	at DAL	W 3-2
<b>Shots on Goal</b>				
5	Jorge Dely Valdes	10/17/1999	at LA	L 0-3
<b>Fouls Committed</b>				
7	Pablo Mastroeni	09/25/2002	at DAL	L 2-4
<b>Fouls Suffered</b>				
7	Chris Henderson	10/26/1997	at DC	L 1-2
<b>Offside</b>				
5	Steve Rammel	10/26/1997	at DC	L 1-2
<b>Saves</b>				
12	Joe Cannon	10/29/2005	at DAL	W 2-2
<b>Shots Faced</b>				
14	Joe Cannon	10/29/2005	at DAL	W 2-2
<b>Goals Allowed</b>				
4	David Kramer	09/25/2002	at DAL	L 2-4
4	David Kramer	10/05/2002	at LA	L 0-4

## TEAM HIGH GAMES (2011)

<b>Goals</b>				
4	04/03/2011	vs. DC	W 4-1	
4	07/20/2011	vs. NY	W 4-1	
<b>Assists</b>				
5	04/03/2011	vs. DC	W 4-1	
5	07/20/2011	vs. NY	W 4-1	
<b>Shots</b>				
18	08/05/2011	vs. CLB	W 2-0	
18	08/20/2011	vs. CHV	T 2-2	
<b>Shots on Goal</b>				
10	05/25/2011	at NY	T 2-2	
<b>Fouls Committed</b>				
19	09/17/2011	at TOR	L 1-2	
<b>Fouls Suffered</b>				
24	10/14/2011	vs. RSL	T 0-0	
<b>Corner Kicks</b>				
10	08/27/2011	at CHI	L 0-2	
<b>Offside</b>				
8	09/09/2011	at LA	L 0-1	
8	09/24/2011	vs. SJ	T 1-1	
<b>Saves</b>				
8	09/09/2011	at LA	L 0-1	
<b>Shots Faced</b>				
9	07/16/2011	at SEA	L 3-4	
9	09/09/2011	at LA	L 0-1	
<b>Goals Allowed</b>				
4	06/26/2011	at CLB	L 1-4	
4	07/16/2011	at SEA	L 3-4	

## TEAM POSTSEASON HIGH GAMES (1996-2010)

<b>Goals</b>				
3	10/04/1997	at KC	W 3-0	
3	10/08/1997	vs. KC	W 3-2	
3	10/28/2006	at DAL	W 3-2	
<b>Assists</b>				
6	10/08/1997	vs. KC	W 3-2	
<b>Shots</b>				
27	10/28/2006	at DAL	W 3-2	
<b>Shots on Goal</b>				
10	10/08/1997	vs. KC	W 3-2	
10	10/26/1997	at DC	L 1-2	
<b>Fouls Committed</b>				
28	10/28/2006	at DAL	W 3-2	
<b>Fouls Suffered</b>				
25	09/28/2002	vs. DAL	W 1-0	
<b>Corner Kicks</b>				
12	10/28/2006	at DAL	W 3-2	
<b>Offside</b>				
8	10/26/1997	at DC	L 1-2	
8	10/28/2006	at DAL	W 3-2	
<b>Saves</b>				
12	10/29/2005	at DAL	W 2-2	
<b>Shots Faced</b>				
14	10/29/2005	at DAL	W 2-2	
<b>Goals Allowed</b>				
4	09/25/2002	at DAL	L 2-4	
4	10/05/2002	at LA	L 0-4	

## TEAM LOW GAMES (2011)

<b>Shots</b>				
6	06/26/2011	at CLB	L 1-4	
6	09/09/2011	at LA	L 0-1	
<b>Shots on Goal</b>				
0	04/08/2011	at DAL	L 0-3	
<b>Fouls Committed</b>				
2	08/05/2011	vs. CLB	W 2-0	
<b>Fouls Suffered</b>				
6	05/28/2011	vs. KC	T 1-1	
<b>Corner Kicks</b>				
0	07/29/2011	at PHI	W 2-1	
<b>Offside</b>				
0	04/22/2011	vs. SEA	L 0-1	
0	05/28/2011	vs. KC	T 1-1	
0	06/26/2011	at CLB	L 1-4	
0	10/22/2011	at VAN	W 2-1	
<b>Saves</b>				
0	03/19/2011	vs. POR	W 3-1	
0	07/03/2011	vs. HOU	T 0-0	
0	07/23/2011	vs. NE	T 2-2	
0	08/20/2011	vs. CHV	T 2-2	
<b>Shots Faced</b>				
0	07/03/2011	vs. HOU	T 0-0	

## TEAM POSTSEASON LOW GAMES (1996-2010)

<b>Shots</b>				
5	11/05/2006	at HOU	L 1-3	
<b>Shots on Goal</b>				
1	10/09/2002	vs. LA	L 0-1	
<b>Fouls Committed</b>				
6	11/13/2010	vs. SJ	W 1-0	
<b>Fouls Suffered</b>				
6	10/28/2010	vs. CLB	W 1-0	
<b>Corner Kicks</b>				
1	11/21/2010	at DAL	W 2-1	
<b>Offside</b>				
0	09/28/2002	vs. DAL	W 1-0	
0	10/22/2004	vs. LA	W 1-0	
0	11/06/2010	at CLB	W 1-2	
0	11/21/2010	at DAL	W 2-1	
<b>Saves</b>				
1	11/05/2006	at HOU	L 1-3	
1	11/13/2010	vs. SJ	W 1-0	
<b>Shots Faced</b>				
1	11/13/2010	vs. SJ	W 1-0	

2011 COLORADO RAPIDS STATISTICS (12-9-13, 49 pts.)

UNF	POS	PLAYER	GP	GS	MIN	G	A	SHT	SOG	FC	FS	OFF	CK	C	E
4	M	Jeff Larentowicz	34	34	3051	7	1	37	18	45	38	0	1	5	0
21	F	Caleb Folan	26	16	1521	6	2	40	16	27	25	17	0	5	1
9	F	Conor Casey	14	11	809	6	1	18	10	25	14	12	0	4	1
23	M	Sanna Nyassi	26	17	1586	5	5	61	24	24	33	11	74	4	0
3	D	Drew Moor	32	32	2880	4	1	28	9	22	35	3	1	8	0
14	F	Omar Cummings	26	18	1686	3	6	34	10	18	21	22	1	1	0
20	M	Jamie Smith	20	18	1519	3	4	31	16	12	21	0	51	0	0
15	M	Wells Thompson	31	22	1935	3	3	22	9	32	39	2	13	4	0
29	D	Scott Palguta	9	5	550	2	0	3	2	5	1	0	0	1	0
25	M	Pablo Mastroeni	30	30	2517	1	4	12	1	28	39	1	0	6	0
12	F	Quincy Amarikwa	15	5	510	1	1	16	4	14	15	8	1	1	1
27	D	Kosuke Kimura	34	34	2996	1	1	13	6	16	25	0	5	0	0
11	M	Brian Mullan	22	19	1665	1	1	14	4	35	31	1	1	4	1
19	F	Andre Akpan	12	5	479	1	0	15	5	8	8	2	0	0	0
22	D	Marvell Wynne	29	28	2530	0	2	0	0	16	14	0	1	2	0
34	D	Tyrone Marshall	27	24	2177	0	1	7	0	24	14	0	0	4	0
6	D	Anthony Wallace	10	8	719	0	1	4	0	7	5	0	0	3	0
32	D	Miguel Comminges	4	4	322	0	0	0	0	3	1	0	0	1	1
2	D	Danny Earls	4	3	224	0	0	1	1	0	2	0	0	0	0
10	F	Macoumba Kandji	9	1	123	0	0	5	1	2	3	2	0	0	0
16	M	Ross LaBauex	11	4	313	0	0	2	1	5	8	2	0	3	0
5	M	Joseph Nane	10	2	308	0	0	2	1	6	3	0	0	0	0
18	G	Matt Pickens	34	34	3060	0	0	0	0	0	4	0	0	2	0
8	D	Eddie Ababio	0	0	0	0	0	0	0	0	0	0	0	0	0
28	M	Davy Armstrong	0	0	0	0	0	0	0	0	0	0	0	0	0
31	G	Steward Ceus	0	0	0	0	0	0	0	0	0	0	0	0	0
13	M	Steven Emory	0	0	0	0	0	0	0	0	0	0	0	0	0
26	D	Mike Holody	0	0	0	0	0	0	0	0	0	0	0	0	0
7	M	Josh Janniere	0	0	0	0	0	0	0	0	0	0	0	0	0
17	G	Ian Joyce	0	0	0	0	0	0	0	0	0	0	0	0	0
		Team totals	34	34	3060	44	34	365	138	374	434	83	149	58	5
		Opponent totals	34	34	3060	41	38	369	117	434	374	124	116	47	3

GAME-WINNING GOALS: Wells Thompson 2, Scott Palguta 2, Drew Moor 2, Jamie Smith 1, Sanna Nyassi 1  
 Brian Mullan 1, Jeff Larentowicz 1, Omar Cummings 1, Quincy Amarikwa 1

GAME-WINNING ASSISTS: Wells Thompson 2, Caleb Folan 2, Anthony Wallace 1, Jamie Smith 1  
 Sanna Nyassi 1, Pablo Mastroeni 1, Omar Cummings 1, Conor Casey 1

PENALTY KICK GOALS/ATTEMPTS: Caleb Folan 2-2, Jeff Larentowicz 0-1, Conor Casey 1-1

COLORADO RAPIDS INDIVIDUAL GOALKEEPING

UNF	POS	GOALKEEPER	GP	GS	MIN	SHTS	SV	GA	GAA	PG	PA	W	L	T	SO
18	G	Matt Pickens	34	34	3060	117	77	41	1.21	2	2	12	9	13	8
		Team totals	34	34	3060	117	77	41	1.21	2	2	12	9	13	8
		Opponent totals	34	34	3060	138	90	44	1.29	3	4	9	12	13	9

\* = Played with other teams in 2011. Only Colorado Rapids statistics listed here.

COLORADO RAPIDS 2011 SCHEDULE

DAY	DATE	OPPONENT	RESULT	ATT.	W-L-T	POS.	PTS	GOALS:
Sat.	Mar. 19	Portland	W 3-1	17,139	1-0-0	T1	3	COL: Larentowicz (8) Cummings (29) Smith (30); POR: Cooper (80)
Sat.	Mar. 26	at Chivas USA	W 1-0	13,027	2-0-0	T1	6	COL: Amarikwa (32)
Sun.	Apr. 3	D.C. United	W 4-1	9,857	3-0-0	1	9	COL: Folan (38,81) Smith (71) Cummings (90); DC: Quaranta (70)
Fri.	Apr. 8	at FC Dallas	L 0-3	12,261	3-1-0	1	9	DAL: Ihemelu (26) Ferreira (40,46)
Wed.	Apr. 13	at Real Salt Lake	L 0-1	15,513	3-2-0	T2	9	RSL: Espindola (90)
Fri.	Apr. 22	Seattle	L 0-1	14,185	3-3-0	T3	9	SEA: Montero (19)
Sat.	Apr. 30	Chicago	T 1-1	11,789	3-3-1	T4	10	COL: Akpan (49); CHI: Pappa (43)
Wed.	May 4	at Houston	W 2-1	13,206	4-3-1	2	13	COL: Smith (74) Palguta (84); HOU: Clark (71)
Sat.	May 7	at New England	T 0-0	11,755	4-3-2	3	14	
Sat.	May 14	at D.C. United	T 1-1	12,499	4-3-3	4	15	COL: Moor (23); DC: Pontius (62)
Sun.	May 22	Toronto FC	T 0-0	13,598	4-3-4	6	16	
Wed.	May 25	at New York	T 2-2	18,081	4-3-5	0	17	COL: Larentowicz (27,32); NY: Henry (29) Rodgers (33)
Sat.	May 28	Sporting KC	T 1-1	16,439	4-3-6	4	18	COL: Casey (13); KC: Smith (75)
Sat.	June 4	Philadelphia	T 1-1	12,779	4-3-7	5	19	COL: Casey (63); PHI: Mwanga (66)
Sat.	June 11	at Portland	W 1-0	18,627	5-3-7	T3	22	COL: Moor (90)
Sat.	June 18	Los Angeles	L 1-3	18,277	5-4-7	T4	22	COL: Casey (64); LA: own goal (25) Juninho (42) Barrett (80)
Sun.	June 26	at Columbus	L 1-4	10,771	5-5-7	5	22	COL: Casey (5); CLB: Gaven (12) Mendoza (18,48) Heinemann (57)
Sun.	July 3	Houston	T 0-0	18,203	5-5-8	5	23	
Wed.	July 6	at Sporting KC	T 1-1	15,209	5-5-9	5	24	COL: Casey (32); KC: Zusi (62)
Sat.	July 9	Vancouver	W 2-1	13,058	6-5-9	5	27	COL: Casey (25) Palguta (68); VAN: Camilo (77)
Sat.	July 16	at Seattle	L 3-4	36,424	6-6-9	0	27	COL: Thompson (1) Larentowicz (43) Folan (90); SEA: Fernandez (7) Levesque (48) Montero (82) Rosales (84)
Wed.	July 20	New York	W 4-1	15,227	7-6-9	T4	30	COL: Nyassi (2,31,61) Thompson (26); NY: Henry (67)
Sat.	July 23	New England	T 2-2	12,273	7-6-10	5	31	COL: Folan (65) Kimura (82); NE: Feilhaber (25) Joseph (90)
Fri.	July 29	at Philadelphia	W 2-1	18,770	8-6-10	0	34	COL: Mastroeni (35) Nyassi (45); PHI: Torres (90)
Fri.	Aug. 5	Columbus	W 2-0	14,503	9-6-10	4	37	COL: Mullan (54) Cummings (79)
Sat.	Aug. 13	at San Jose	W 2-1	10,525	10-6-10	4	40	COL: Folan (39) Larentowicz (72); SJ: Gjertsen (22)
Sat.	Aug. 20	Chivas USA	T 2-2	16,852	10-6-11	4	41	COL: Folan (13) Larentowicz (69); CHV: Angel (36) Courtois (86)
Sat.	Aug. 27	at Chicago	L 0-2	15,211	10-7-11	4	41	CHI: Oduro (17) Gibbs (36)
Fri.	Sept. 9	at Los Angeles	L 0-1	20,068	10-8-11	0	41	LA: Donovan (36)
Sat.	Sept. 17	at Toronto FC	L 1-2	20,318	10-9-11	5	41	COL: Nyassi (69); TOR: Koevermans (52,60)
Sat.	Sept. 24	San Jose	T 1-1	17,877	10-9-12	5	42	COL: Moor (71); SJ: Wondolowski (18)
Sat.	Oct. 1	FC Dallas	W 1-0	13,920	11-9-12	5	45	COL: Moor (26)
Fri.	Oct. 14	Real Salt Lake	T 0-0	16,272	11-9-13	5	46	
Sat.	Oct. 22	at Vancouver	W 2-1	21,000	12-9-13	5	49	COL: Larentowicz (59) Thompson (84); VAN: Rochat (49)

COLORADO RAPIDS - GAME-BY-GAME

#	Player	Opponent																																		
		1	2	3	4	5	6	7	8	9	10	11	12	13	14	15	16	17	18	19	20	21	22	23	24	25	26	27	28	29	30	31	32	33	34	
2	Danny Earls																																			
3	Drew Moor																																			
4	Jeff Larentowicz																																			
5	Joseph Nane																																			
6	Anthony Wallace																																			
7	Josh Janniere																																			
8	Eddie Abadio																																			
9	Conor Casey																																			
10	Macomba Kandji																																			
11	Brian Mullan																																			
12	Quincy Amarikwa																																			
13	Steven Emory																																			
14	Omar Cummings																																			
15	Wells Thompson																																			
16	Ross Iabaux																																			
17	Tan Joyce																																			
18	Matt Pickens																																			
19	Andre Akpan																																			
20	Jamie Smith																																			
21	Caleb Folan																																			
22	Marvell Wynne																																			
23	Sanna Nyassi																																			
25	Pablo Mastroeni																																			
26	Mike Holody																																			
27	Kosuke Kimura																																			
28	Davy Armstrong																																			
29	Scott Palguta																																			
31	Steward Ceus																																			
32	Miguel Comminges																																			
34	Tyrone Marshall																																			

"00" = 100 minutes played  
 F/M/D/G = starting position

## COLORADO RAPIDS

### COLORADO RAPIDS – GAME-BY-GAME LOG

Game #1	03/19/2011	COL 3 vs POR 1	W	Larentowicz 1 (unassisted)	8;	Cummings 1 (Casey 1)	29;	Smith 1 (unassisted)	30				
Game #2	03/26/2011	COL 1 at CHV 0	W	Amarikwa 1 (Smith 1)	31	Folan 1 (Larentowicz 1)	38;	Smith 2 (Wallace 1)	71;	Folan 2 (Nyassi 1)	81;	Cummings 2 (Mastroeni 1, Amarikwa 1)	92+
Game #3	04/03/2011	COL 4 vs DC 1	W										
Game #4	04/08/2011	COL 0 at DAL 3	L										
Game #5	04/13/2011	COL 0 at RSL 1	L										
Game #6	04/22/2011	COL 0 vs SEA 1	L										
Game #7	04/30/2011	COL 1 vs CHI 1	T										
Game #8	05/04/2011	COL 2 at HOU 1	W										
Game #9	05/07/2011	COL 0 at NE 0	T										
Game #10	05/14/2011	COL 1 at DC 1	T										
Game #11	05/22/2011	COL 0 vs TOR 0	T										
Game #12	05/25/2011	COL 2 at NY 2	T										
Game #13	05/28/2011	COL 1 vs KC 1	T										
Game #14	06/04/2011	COL 1 vs PHI 1	T										
Game #15	06/11/2011	COL 1 at POR 0	W										
Game #16	06/18/2011	COL 1 vs IA 3	L										
Game #17	06/26/2011	COL 1 at CLB 4	L										
Game #18	07/03/2011	COL 0 vs HOU 0	T										
Game #19	07/06/2011	COL 1 at KC 1	T										
Game #20	07/09/2011	COL 2 vs VAN 1	W										
Game #21	07/16/2011	COL 3 at SEA 4	L										
Game #22	07/20/2011	COL 4 vs NY 1	W										
Game #23	07/23/2011	COL 2 vs NE 2	T										
Game #24	07/29/2011	COL 2 at PHI 1	W										
Game #25	08/05/2011	COL 2 vs CLB 0	W										
Game #26	08/13/2011	COL 2 at SJ 1	W										
Game #27	08/20/2011	COL 2 vs CHV 2	T										
Game #28	08/27/2011	COL 0 at CHI 2	L										
Game #29	09/09/2011	COL 0 at IA 1	L										
Game #30	09/17/2011	COL 1 at TOR 2	L										
Game #31	09/24/2011	COL 1 vs SJ 1	T										
Game #32	10/01/2011	COL 1 vs DAL 0	W										
Game #33	10/14/2011	COL 0 vs RSL 0	T										
Game #34	10/22/2011	COL 2 at VAN 1	W										

Larentowicz 1 (unassisted) 8; Cummings 1 (Casey 1) 29; Smith 1 (unassisted) 30  
 Amarikwa 1 (Smith 1) 31  
 Folan 1 (Larentowicz 1) 38; Smith 2 (Wallace 1) 71; Folan 2 (Nyassi 1) 81;  
 Cummings 2 (Mastroeni 1, Amarikwa 1) 92+

Akpan 1 (Cummings 1) 49  
 Smith 3 (unassisted) 74; Palguta 1 (Folan 1) 84

Moor 1 (unassisted) 23

Larentowicz 2 (unassisted) 27; Larentowicz 3 (Mastroeni 2) 32

Casey 1 (unassisted) 13

Casey 2 (penalty kick) 63

Moor 2 (Folan 2) 92+

Casey 3 (unassisted) 64

Casey 4 (Smith 2) 5

Casey 5 (Marshall 1) 32

Casey 6 (Smith 3, Wynne 1) 25; Palguta 2 (unassisted) 68

Thompson 1 (unassisted) 1; Larentowicz 4 (Thompson 1, Cummings 2) 43; Folan 3 (unassisted) 90

Nyassi 1 (Cummings 3) 2; Thompson 2 (unassisted) 26; Nyassi 2 (Cummings 4, Moor 1) 31;

Nyassi 3 (Cummings 5, Wynne 2) 61

Folan 4 (penalty kick) 65; Kimura 1 (unassisted) 82

Mastroeni 1 (Mullan 1) 35; Nyassi 4 (Cummings 6) 45

Mullan 1 (Thompson 2) 54; Cummings 3 (Nyassi 2) 79

Folan 5 (penalty kick) 39; Larentowicz 5 (Thompson 3, Mastroeni 3) 72

Folan 6 (Mastroeni 4, Kimura 1) 13; Larentowicz 6 (Nyassi 3) 69

Nyassi 5 (unassisted) 69

Moor 3 (unassisted) 71

Moor 4 (Nyassi 4) 26

Larentowicz 7 (Smith 4, Nyassi 5) 59; Thompson 3 (unassisted) 84

COLORADO RAPIDS –CUP COMPETITIONS – GAME-BY-GAME

#	Player	U.S. OPEN CUP		CONCACAF CHAMPIONS LEAGUE						
		1R	CHI	GrpB META	GrpB RESP	GrpB SANT	GrpB RESP	GrpB META	GrpB SANT	
2	Danny Earls				90D	45D			90D	
3	Drew Moor			90D	21	90D			90D	90D
4	Jeff Larentowicz			90M	90M	90M			90M	90M
5	Joseph Nane			90M	90M	21			65M	90M
6	Anthony Wallace									
7	Josh Janniere		14							
8	Eddie Ababio								62M	12
9	Conor Casey									
10	Macounba Kandji			72F		90F			69F	1
11	Brian Mullan			18		34			80M	62F
12	Quincy Amarikwa			45	19				89F	
13	Steven Emory									
14	Omar Cummings									
15	Wells Thompson			90M	90M	56M			10	18
16	Ross Labaue			90D	80M				90M	90M
17	Ian Joyce			90G					90M	90M
18	Matt Pickens			90G						
19	Andre Akpan			90F		90F			90F	72F
20	Tamie Smith									
21	Caleb Folan									
22	Marvell Wynne			78D		90D			90F	90F
23	Sanna Nyassi			45M	10	90M			21	78D
25	Pablo Mastroeni					69M				32
26	Mike Holody			12	90D				90D	
27	Kosuke Kimura			90D	90D				90D	90M
28	Davy Armstrong								28	
29	Scott Palguta			90D	69D	90D			90D	90D
31	Steward Ceus				90G	90G			90G	90G
32	Miguel Comminges					45			90D	90D
34	Tyrone Marshall			90D					90D	90D
U.S. OPEN CUP										
1R	03/30/2011	COL 1	at CHI 2	L		Akpan (Amarikwa)	47			
CONCACAF CHAMPIONS LEAGUE										
GrpB	08/17/2011	COL 3	vs METAPN 2	W		Kandji 16; Kandji 25; Akpan	50			
GrpB	08/23/2011	COL 1	at RESPNA 1	T		Larentowicz (Labaeux)	45			
GrpB	09/13/2011	COL 1	vs SANTOS 4	L		Mullan (Nyassi)	77			
GrpB	09/21/2011	COL 1	vs RESPNA 2	L		Akpan 18				
GrpB	09/28/2011	COL 3	at METAPN 0	W		Ababio (Labaeux)	31; Amarikwa 49; Cummings (Holody)	77		
GrpB	10/19/2011	COL 0	at SANTOS 2	L						

## 2011 RECORD

	<u>GP</u>	<u>W-L-T</u>	<u>PTS</u>	<u>GF</u>	<u>GA</u>
Crew	34	13-13-8	47	43	44

## RECORD at COLUMBUS CREW STADIUM

	<u>GP</u>	<u>W-L-T</u>	<u>PTS</u>	<u>GF</u>	<u>GA</u>
	17	9-3-5	32	27	18

## RECORD on road

	<u>GP</u>	<u>W-L-T</u>	<u>PTS</u>	<u>GF</u>	<u>GA</u>
	17	4-10-3	15	16	26

## RECORD at the half

	<u>W</u>	<u>L</u>	<u>T</u>
LEADING	4	0	0
TIED	6	9	3
TRAILING	3	4	5

## RECORD with the first goal

	<u>W</u>	<u>L</u>	<u>T</u>
SCORING	9	0	0
CONCEDING	4	13	5

## TEAM COMPARISONS

	<u>FOR</u>	<u>AGAINST</u>
GOALS SCORED	1.26 (11th)	1.29 (10th)
TOTAL SHOTS	12.85 (7th)	13.18 (7th)
SHOTS ON GOAL	4.24 (11th)	4.12 (11th)
SHOOTING ACCURACY	33.0% (11th)	31.3% (17th)
SCORING %AGE	9.8% (9th)	9.8% (13th)
FOULS	12.14 (8th)	12.32 (7th)
CORNER KICKS	4.56 (10th)	4.70 (10th)
OFFSIDE	3.44 (3rd)	2.18 (14th)

## GOALS SCORED IN GAME

GP	0	1	2	3	4+	TOT	AVG
34	11	8	11	3	1	43	1.26

## GOALS ALLOWED IN GAME

GP	0	1	2	3	4+	TOT	AVG
34	10	14	4	4	2	44	1.29

## GOALS BY INTERVALS

	TOT	0-15	16-30	31-45+	46-60	61-75	76-90+
FOR	43	3	2	4	14	8	12
AGAINST	44	8	4	9	7	7	9

## WHERE THE GOALS COME FROM

	FOR	AGAINST
GOALS SCORED	43	44
MINUTES PER GOAL	71	70

## HOW SCORED

RIGHT FOOT	18	24
LEFT FOOT	20	8
HEADERS	5	11
OTHER	0	1

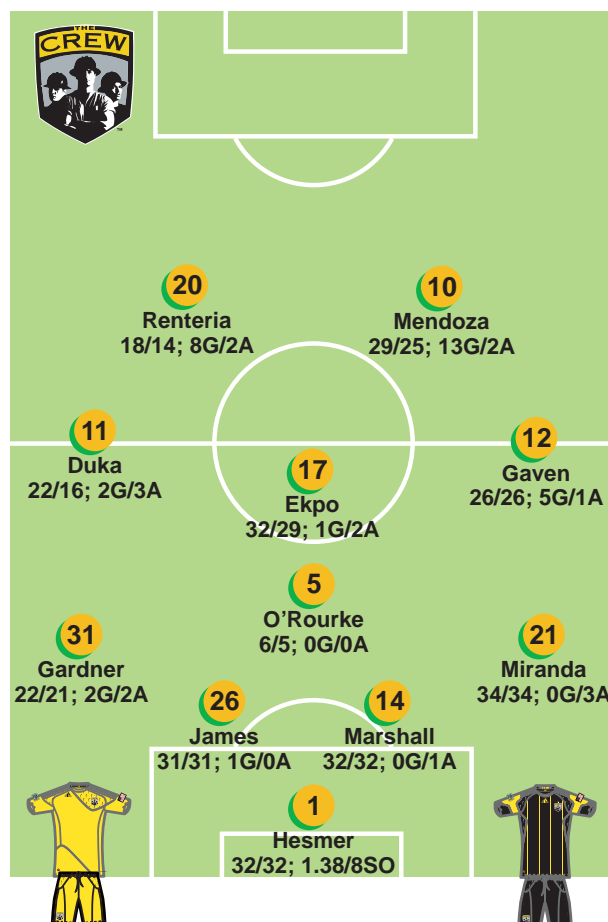
## TYPE OF PLAY

OPEN PLAY	20	18
CROSS	8	10
CORNER	2	5
REBOUND	1	4
PENALTIES	9	2
DIRECT FROM FREE KICK	1	0
FREE KICK (INDIRECT)	0	3
OWN GOALS	2	2

## DISTANCE

INSIDE GOAL AREA	4	10
INSIDE PENALTY AREA	31	30
OUTSIDE PENALTY AREA	8	4

## PRIMARY TEAM





# COLUMBUS CREW

No.	Player	Pos	Ht	Wt	Birthdate	Birthplace	2011				CAREER			
							GP	GS	G	A	GP	GS	G	A
1	<b>William Hesmer</b>	<b>GK</b>	6-2	195	11/23/1981	Wilson, NC	32	32	0	0	133	133	1	0
<i>In eighth MLS season, fifth with Columbus. Finalist for 2008 MLS Goalkeeper of the Year honors.</i>														
2	<b>Rich Balchan</b>	<b>DF</b>	6-0	165	01/18/1989	Ann Arbor, MI	19	18	1	0	19	18	1	0
<i>First-round selection (No. 12 overall) in 2011 SuperDraft out of Indiana University.</i>														
3	<b>Josh Williams</b>	<b>DF</b>	6-2	192	04/18/1988	Canton, OH	0	0	0	0	0	0	0	0
<i>Signed late in 2010 season from Cleveland Internationals of USL PDL.</i>														
5	<b>Danny O'Rourke</b>	<b>DF</b>	6-0	165	05/31/1983	Columbus, OH	6	5	0	0	145	139	0	9
<i>In his fifth season in Columbus, after playing in New York and San Jose. Won 2004 MAC Hermann Trophy.</i>														
6	<b>Tony Tchani</b>	<b>MF</b>	6-4	185	04/13/1989	Bafang, Cameroon	15	14	1	0	42	31	2	3
<i>Acquired from Toronto FC in July. Began MLS career with New York in 2010.</i>														
7	<b>Bernardo Anor</b>	<b>FW</b>	5-11	158	05/24/1988	Caracas, Venezuela	13	6	1	1	13	6	1	1
<i>Third-round selection in 2011 SuperDraft out of Univ. of South Florida.</i>														
9	<b>Justin Meram</b>	<b>FW</b>	6-1	165	12/04/1988	Shelby Township, MI	17	4	0	2	17	4	0	2
<i>First-round selection (No. 15 overall) in 2011 SuperDraft out of University of Michigan.</i>														
10	<b>Andres Mendoza</b>	<b>FW</b>	6-0	174	04/26/1978	Chincha Alta, Peru	29	25	13	2	37	26	15	2
<i>Peruvian international signed from Diyarbakirspor of Turkey. Has also played in Mexico, Romania, Russia, France, Ukraine, Belgium</i>														
11	<b>Dilly Duka</b>	<b>MF</b>	5-9	160	12/15/1989	Montville, NJ	22	16	2	3	25	18	2	3
<i>First-round selection (No. 8 overall) in 2010 SuperDraft out of Rutgers University.</i>														
12	<b>Eddie Gaven</b>	<b>MF</b>	6-0	165	10/25/1986	Hamilton, NJ	26	26	5	1	234	216	42	31
<i>In his ninth MLS season, his sixth with Columbus. Signed as a 16-year-old in 2003 with New York.</i>														
14	<b>Chad Marshall</b>	<b>DF</b>	6-4	190	08/22/1984	Riverside, CA	32	32	0	1	199	196	13	10
<i>Won MLS Defender of the Year honors in 2008 and '09. First-round selection (No. 2 overall) in 2004 SuperDraft.</i>														
15	<b>Kevin Burns</b>	<b>MF</b>	6-1	175	03/22/1985	Indianapolis, IN	19	15	0	1	36	23	0	1
<i>In fourth MLS season after being selected in fourth round of 2007 Supplemental Draft.</i>														
16	<b>Eric Gehrig</b>	<b>MF</b>	6-1	170	12/25/1987	Harvey, IL	8	4	0	0	8	4	0	0
<i>Acquired before start of season after finishing college career at Loyola University Chicago.</i>														
17	<b>Emmanuel Ekpo</b>	<b>MF</b>	6-2	165	12/20/1987	Ekor, Nigeria	32	29	1	2	101	71	5	9
<i>In fourth MLS season. Played for Nigeria in 2008 Beijing Olympics. Made senior international debut in September.</i>														
18	<b>Robbie Rogers</b>	<b>MF</b>	5-10	165	05/12/1987	Huntington Beach, CA	27	24	2	7	106	93	13	16
<i>In fifth MLS season after starting career in Netherlands. Named to 2008 MLS Best XI.</i>														
19	<b>Cole Grossman</b>	<b>MF</b>	6-0	165	04/10/1989	Sacramento, CA	2	0	0	0	2	0	0	0
<i>Second-round selection (No. 19 overall) in 2011 SuperDraft out of Duke University.</i>														
20	<b>Emilio Renteria</b>	<b>FW</b>	5-9	178	10/02/1984	Caracas, Venezuela	18	14	8	2	42	25	13	3
<i>Venezuelan International signed during 2009 season. Started professional career in Spain in 2001.</i>														
21	<b>Sebastian Miranda</b>	<b>DF</b>	5-8	154	08/26/1980	Santiago, Chile	34	34	0	3	34	34	0	3
<i>Acquired before start of season after three years with Unión Española in Chile. Also played one year in Austria.</i>														
22	<b>Dejan Rusmir</b>	<b>MF</b>	6-0	160	01/28/1980	Belgrade, Yugoslavia	18	13	0	2	18	13	0	2
<i>Signed before season after two seasons with Farul Constanta (Romania). Began career in 2001 with Partizan Belgrade.</i>														
23	<b>Korey Veeder</b>	<b>DF</b>	5-11	160	10/03/1991	St. Petersburg, FL	0	0	0	0	0	0	0	0
<i>U.S. youth international acquired in lottery. Spent 2010 with USSF D-2 Crystal Palace Baltimore.</i>														
24	<b>Ben Sippola</b>	<b>MF</b>	5-8	150	07/13/1989	Brookings, SD	0	0	0	0	0	0	0	0
<i>Second-round pick in 2011 Supplemental Draft out of Butler University.</i>														
25	<b>Alex Riggs</b>	<b>GK</b>	6-4	200	03/17/1988	St. Louis, MO	0	0	0	0	0	0	0	0
<i>Signed before start of season after completing collegiate career at Missouri State University.</i>														
26	<b>Julius James</b>	<b>DF</b>	6-0	180	07/09/1984	Maloney Gardens, Trin. & Tob.	31	31	1	0	83	70	4	0
<i>Trinidad &amp; Tobago international acquired before start of season. In his fourth MLS season, also with Toronto, Houston, D.C.</i>														
27	<b>Aaron Horton</b>	<b>FW</b>	5-9	165	05/19/1992	Middletown, CT	1	0	0	0	1	0	0	0
<i>The Crew's first-ever Home Grown Player, signed in May.</i>														
28	<b>Santiago Prim</b>	<b>MF</b>	5-10	165	05/11/1990	Campana, Argentina	0	0	0	0	0	0	0	0
<i>Signed with Crew in April after two seasons with San Lorenzo de Almagro in his homeland.</i>														
29	<b>Shaun Francis</b>	<b>DF</b>	6-0	165	10/02/1986	Mandeville, Jamaica	6	5	0	0	18	15	0	1
<i>Fourth-round selection in 2010 SuperDraft out of Lindsey Wilson (Ky.) College.</i>														
30	<b>Andy Gruenebaum</b>	<b>GK</b>	6-1	200	12/30/1982	Kansas City, MO	2	2	0	0	26	25	0	0
<i>First-round selection in 2006 Supplemental Draft out of University of Kentucky.</i>														
31	<b>Josh Gardner</b>	<b>MF</b>	5-11	165	09/14/1982	Brazosport, TX	22	21	2	2	43	33	3	5
<i>Acquired from USSF D-2 Carolina RailHawks before start of season. Started career with LA Galaxy (2004-06).</i>														
32	<b>Tommy Heinemann</b>	<b>FW</b>	6-4	180	04/23/1987	St. Louis, MO	28	12	3	1	28	12	3	1
<i>Signed before start of season after two years in USL1/USSF D-2 with Charleston and Carolina.</i>														
33	<b>Jeff Cunningham</b>	<b>FW</b>	5-7	172	08/21/1976	Montego Bay, Jamaica	21	4	2	1	365	233	134	70
<i>Became the MLS all-time leading goalscorer with his 134th goal. Started MLS career in Columbus in 1998.</i>														

HEAD COACH : Robert Warzycha

08/20/1963

W47 L33 T29



COLUMBUS CREW PLAYOFF HISTORY

PLAYOFF HISTORY

vs. Team	No. of Series	Series W-L	GP	W-L-T	OT	ShO	GF	GA	Last Mtg.	Round	Series Result
Chicago	1	1-0	1	1-0-0	0-0-0	0-0	2	1	2008	Semifinals	Won 1 games to 0
Colorado	1	0-1	2	1-2-0	1-1-0	0-0	2	2	2010	Quarterfinals	Lost 2 games to 1
D.C. United	3	0-3	8	2-6-0	0-0-0	0-0	12	18	1999	East Finals	Lost 2 games to 1
Kansas City	1	1-0	2	1-0-1	0-0-0	0-0	3	1	2008	Quarterfinals	Won 1 games to 0
New England	2	0-2	5	0-2-3	0-0-2	0-0	3	5	2004	Quarterfinals	Lost 1 games to 0
New York	2	2-0	3	3-0-0	0-0-0	1-0	9	5	2008	MLS Cup '08	Won MLS Cup '08
Real Salt Lake	1	0-1	2	0-2-0	0-0-0	0-0	2	4	2009	Quarterfinals	Lost 2 games to 0
San Jose	2	1-1	4	2-2-0	0-0-0	0-0	5	8	2002	Quarterfinals	Won 6 pts. to 0
Tampa Bay	3	2-1	7	5-2-0	0-0-0	0-0	11	8	1999	East Semifinals	Won 2 games to 0
<b>TOTALS</b>	<b>16</b>	<b>7-9</b>	<b>34</b>	<b>15-16-4</b>	<b>1-1-2</b>	<b>1-0</b>	<b>49</b>	<b>52</b>			

COLUMBUS CREW -- ALL-TIME POSTSEASON RESULTS

DATE	OPPONENT	RESULT	ATT.	W-L-T	RD.	GOALS:
09/25/1996	Tampa Bay	L 0-2	20,807	0-1-0	QTR	TB: Lassiter (82,87)
09/28/1996	at Tampa Bay	W 2-1	13,009	1-1-0	QTR	CLB: Paz (1) McBride (58); TB: Lassiter (26)
10/02/1996	at Tampa Bay	L 1-4	6,871	1-2-0	QTR	CLB: McBride (35); TB: Vasquez (3) Lassiter (41,58) Pittman (55)
10/05/1997	at Tampa Bay	W 2-1	8,272	1-0-0	QTR	CLB: Farrell (11) Wood (83); TB: Gilmar (35)
10/08/1997	Tampa Bay	W 2-0	13,102	2-0-0	QTR	CLB: McBride (43) Warzycha (73)
10/12/1997	at D.C. United	L 2-3	11,820	2-1-0	SEM	CLB: Farrell (57) Dooley (73); DC: Sanneh (9,45) Diaz Arce (29)
10/15/1997	D.C. United	L 0-1	9,506	2-2-0	SEM	DC: Diaz Arce (47)
09/30/1998	MetroStars	W 5-3	10,996	1-0-0	QTR	CLB: McBride (9,12) Smith (33) Farrell (38) John (58); MET:
10/03/1998	at MetroStars	W 2-1	11,686	2-0-0	QTR	CLB: John (22); MET: Ramos (13)
10/11/1998	at D.C. United	L 0-2	17,755	2-1-0	SEM	DC: Sanneh (68) Etcheverry (78)
10/18/1998	D.C. United	W 4-2	13,193	3-1-0	SEM	CLB: McBride (8,47) Dooley (37) John (81); DC: Sanneh (65) Lassiter (77)
10/21/1998	at D.C. United	L 0-3	21,453	3-2-0	SEM	DC: Agoos (12) Lassiter (44,79)
10/17/1999	Tampa Bay	W 2-0	9,188	1-0-0	QTR	CLB: John (77,84)
10/22/1999	at Tampa Bay	W 2-0	14,392	2-0-0	QTR	CLB: West (23) Cunningham (88)
10/31/1999	at D.C. United	L 1-2	14,529	2-1-0	SEM	CLB: Cunningham (82); DC: Moreno (15) Olsen (72)
11/07/1999	D.C. United	W 5-1	12,778	3-1-0	SEM	CLB: Elcock (20) Cunningham (41) John (48,61,84); DC: Lassiter (7)
11/13/1999	at D.C. United	L 0-4	21,451	3-2-0	SEM	DC: Moreno (17) Lassiter (34,52) Etcheverry (86)
09/22/2001	San Jose	L 1-3	20,883	0-1-0	QTR	CLB: Warzycha (54); SJ: Donovan (5,45) Lagos (31)
09/26/2001	at San Jose	L 0-3	10,419	0-2-0	QTR	SJ: Lagos (9) Cerritos (68) Donovan (76)
09/25/2002	at San Jose	W 2-1	8,069	1-0-0	QTR	CLB: Buddle (38) Garcia (81); SJ: Donovan (54)
09/28/2002	San Jose	W 2-1	13,004	2-0-0	QTR	CLB: Garcia (50); McBride (81); SJ: Graziani (58)
10/06/2002	at New England	T 0-0 (OT)	11,387	2-0-1	SEM	
10/09/2002	New England	L 0-1	10,245	2-1-1	SEM	NE: Heaps (3)
10/12/2002	at New England	T 2-2 (OT)	9,216	2-1-2	SEM	CLB: McBride (80) Washington (85); NE: Ralston (17) Harris (47)
10/23/2004	at New England	L 0-1	5,679	0-1-0	QTR	NE: John (25)
10/31/2004	New England	T 1-1	15,224	0-1-1	QTR	CLB: Buddle (90); NE: Twellman (81)
11/01/2008	at Kansas City	T 1-1	10,385	0-0-1	QTR	CLB: Lenhart (90); KC: Arnaud (53)
11/08/2008	Kansas City	W 2-0	11,153	1-0-1	QTR	CLB: Evans (7) Rogers (57)
11/13/2008	Chicago	W 2-1	14,688	2-0-1	SEM	CLB: Marshall (49) Gaven (55); CHI: McBride (29)
11/23/2008	New York	W 3-1	27,000	3-0-1	FIN	CLB: Moreno (31) Marshall (53) Hejduk (82); NY: Wolyniec (51)
10/31/2009	at Real Salt Lake	L 0-1	11,499	0-1-0	QTR	RSL: Findley (88)
11/05/2009	Real Salt Lake	L 2-3	10,109	0-2-0	QTR	CLB: Schelotto (19,35); RSL: Morales (37) Findley (45) Williams (74)
10/28/2010	at Colorado	L 0-1	11,872	0-1-0	QTR	COL: Mastroeni (23)
11/06/2010	Colorado	W 2-1 (OT)	10,322	1-2-0	QTR	CLB: Gaven (22) Rogers (70); COL: Casey (84)

CAREER POSTSEASON STATISTICS FOR CURRENT COLUMBUS CREW PLAYERS

UNF	POS	PLAYER	GP	GS	MIN	G	A	SHT	SOG	PKG	PKA	SKG	SKA	FC	FS	OFF	CK	C	E
15	M	Kevin Burns	2	0	45	0	0	2	0	0	0	0	0	1	1	0	0	0	0
33	F	Jeff Cunningham	22	15	1572	5	5	36	15	0	0	1	1	24	38	13	1	1	0
17	M	Emmanuel Ekpo	7	3	256	0	2	4	1	0	0	0	0	6	4	0	0	2	0
29	D	Shaun Francis	2	2	210	0	0	1	0	0	0	0	0	2	0	0	0	1	0
12	M	Eddie Gaven	14	13	1235	2	1	18	9	0	0	1	1	13	29	1	4	0	0
14	D	Chad Marshall	10	10	929	2	0	8	4	0	0	0	0	10	5	1	0	0	0
10	F	Andres Mendoza	2	1	87	0	0	1	0	0	0	0	0	0	0	4	0	0	0
5	D	Danny O'Rourke	7	6	541	0	0	3	1	0	0	0	0	9	3	0	0	2	0
20	F	Emilio Renteria	1	1	77	0	0	1	0	0	0	0	0	1	3	1	0	0	0
18	M-F	Robbie Rogers	8	7	649	2	0	15	6	0	0	0	0	9	7	4	3	2	0

UNF	POS	GOALKEEPER	GP	GS	MIN	SHTS	SV	GA	GAA	PKG	PKA	SKG	SKA	W	L	T	SO
30	GK	Andy Gruenebaum	2	2	210	0	7	2	0.86	0	0	5	5	1	1	0	0
1	GK	William Hesmer	6	6	540	0	10	7	1.17	1	1	0	0	3	2	1	1

ALL-TIME COLUMBUS CREW  
POSTSEASON STATISTICS (14-15-5, 47 PTS.)

PLAYER	GP	GS	MIN	G	A
Brian McBride	22	22	1933	9	3
Stern John	10	10	894	8	2
Jeff Cunningham	16	12	1151	3	5
Jason Farrell	14	9	818	3	2
Guillermo Barros Schelot	7	7	623	2	7
Robert Warzycha	17	13	1268	2	5
Edson Buddle	7	4	371	2	2
Thomas Dooley	10	9	816	2	1
Freddy Garcia	5	5	470	2	1
Eddie Gaven	8	8	740	2	1
Chad Marshall	10	10	929	2	0
Robbie Rogers	8	7	649	2	0
Ansil Elcock	14	12	1089	1	5
Alejandro Moreno	5	5	450	1	3
Brian West	16	6	618	1	2
Brad Evans	4	4	360	1	0
Frankie Hejduk	10	10	914	1	0
Steven Lenhart	6	2	212	1	0
Adrian Paz	3	2	106	1	0
Rob Smith	15	9	876	1	0
Dante Washington	5	2	264	1	0
A.J. Wood	3	1	100	1	0
Andy Williams	7	5	417	0	6
Brian Maisonneuve	17	16	1317	0	3
Todd Yeagley	17	16	1448	0	3
Mike Clark	22	22	1869	0	2
John DeBrito	5	5	395	0	2
Emmanuel Ekpo	7	3	256	0	2
Kyle Martino	6	3	333	0	2
Marcelo Carrera	4	2	185	0	1
Brian Carroll	8	8	744	0	1
Pete Marino	7	0	174	0	1
Ross Paule	2	2	180	0	1
Tony Sanneh	2	2	180	0	1
Ubusuku Abukusumo	3	1	133	0	0
Shane Battelle	1	0	20	0	0
Tenywa Bonseu	2	2	180	0	0
Eric Brunner	3	3	300	0	0
Kevin Burns	2	0	45	0	0
Jon Busch	7	7	650	0	0
Paul Caligiuri	3	3	270	0	0
Eric Denton	5	5	470	0	0
Mark Dougherty	5	5	450	0	0
Mike Duhaney	2	2	103	0	0
Brian Dunseth	5	5	470	0	0
Simon Elliott	2	2	153	0	0
Shaun Francis	2	2	210	0	0
Robin Fraser	2	2	180	0	0
Brad Friedel	7	7	630	0	0
Jason Garey	4	0	96	0	0
Andy Gruenebaum	2	2	210	0	0
John Harkes	2	2	166	0	0
Ezra Hendrickson	1	0	1	0	0
William Hesmer	6	6	540	0	0
Ricardo Iribarren	7	7	574	0	0
Andy Iro	4	1	94	0	0
Doctor Khumalo	2	2	163	0	0
Mike Lapper	11	11	936	0	0
Chad McCarty	5	5	369	0	0
Andres Mendoza	2	1	87	0	0
Janusz Michallik	1	1	84	0	0
Todd Miller	1	0	10	0	0
Danny O'Rourke	6	6	540	0	0
Duncan Oughton	7	7	641	0	0
Gino Padula	6	6	533	0	0
John Wilmar Perez	5	3	274	0	0
Tom Presthus	2	2	180	0	0
Emilio Renteria	1	1	77	0	0
Jorge Salcedo	2	0	31	0	0
Juergen Sommer	5	5	450	0	0
Danny Szetela	2	0	22	0	0
Billy Thompson	7	3	290	0	0
Daniel Torres	5	2	292	0	0
Chris Wingert	2	2	134	0	0
Team totals	34	34	3110	49	64
Opponent totals	34	34	3110	52	69

CREW INDIVIDUAL GOALKEEPING						
GOALKEEPER	GP	GS	SV	GA	GAA	SO
Andy Gruenebaum	2	2	7	2	0.86	0
Jon Busch	7	7	27	7	0.97	1
William Hesmer	6	6	10	7	1.17	1
Mark Dougherty	5	5	17	7	1.40	2
Brad Friedel	7	7	34	12	1.71	1
Juergen Sommer	5	5	17	11	2.20	0
Tom Presthus	2	2	8	6	3.00	0
Team totals	34	34	121	52	1.50	5
Opponent totals	34	34	124	49	1.42	11

## COLUMBUS CREW INDIVIDUAL HIGH GAMES (2011)

<b>Goals</b>			
2	Emilio Renteria	04/30/2011	vs. VAN W 2-1
2	Andres Mendoza	05/28/2011	vs. CHV T 3-3
2	Andres Mendoza	06/26/2011	vs. COL W 4-1
2	Andres Mendoza	09/14/2011	vs. HOU T 2-2
2	Andres Mendoza	10/15/2011	at NE W 3-0
<b>Assists</b>			
2	Robbie Rogers	07/30/2011	at RSL W 2-0
2	Emilio Renteria	10/15/2011	at NE W 3-0
<b>Shots</b>			
6	Emilio Renteria	05/14/2011	at SJ L 0-3
<b>Shots on Goal</b>			
3	5 times		
<b>Fouls Committed</b>			
5	Dejan Rusmir	05/07/2011	vs. SEA T 1-1
5	Julius James	05/21/2011	at POR L 0-1
5	Julius James	07/30/2011	at RSL W 2-0
5	Emilio Renteria	10/22/2011	at CHI L 2-3
<b>Fouls Suffered</b>			
6	Eddie Gaven	05/14/2011	at SJ L 0-3
6	Emmanuel Ekpo	10/02/2011	vs. DC W 2-1
6	Emilio Renteria	10/22/2011	at CHI L 2-3
<b>Offside</b>			
7	Emilio Renteria	10/15/2011	at NE W 3-0
<b>Saves</b>			
7	William Hesmer	04/01/2011	vs. DAL W 2-0
<b>Shots Faced</b>			
8	William Hesmer	08/27/2011	at SEA L 2-6
8	William Hesmer	09/10/2011	vs. TOR L 2-4
8	William Hesmer	10/22/2011	at CHI L 2-3
<b>Goals Allowed</b>			
6	William Hesmer	08/27/2011	at SEA L 2-6

## COLUMBUS CREW INDIVIDUAL POSTSEASON HIGH GAMES (1998-2010)

<b>Goals</b>			
3	Stern John	11/07/1999	vs. DC W 5-1
<b>Assists</b>			
3	Ansil Elcock	09/30/1998	vs. MET W 5-3
3	Guillermo Barros Schelotto	11/23/2008	vs. NY W 3-1
<b>Shots</b>			
7	Robert Warzycha	10/08/1997	vs. TB W 2-0
7	Robert Warzycha	10/15/1997	vs. DC L 0-1
7	Stern John	10/22/1999	at TB W 2-0
<b>Shots on Goal</b>			
4	Stern John	11/07/1999	vs. DC W 5-1
<b>Fouls Committed</b>			
6	Ansil Elcock	11/07/1999	vs. DC W 5-1
<b>Fouls Suffered</b>			
9	Stern John	10/03/1998	at MET W 1-1
9	Andy Williams	10/03/1998	at MET W 1-1
<b>Offside</b>			
5	Stern John	10/17/1999	vs. TB W 2-0
<b>Saves</b>			
8	Jon Busch	09/25/2002	at SJ W 2-1
<b>Shots Faced</b>			
9	Brad Friedel	09/25/1996	vs. TB L 0-2
9	Mark Dougherty	11/13/1999	at DC L 0-4
9	Tom Presthus	09/26/2001	at SJ L 0-3
9	Jon Busch	09/25/2002	at SJ W 2-1
<b>Goals Allowed</b>			
4	Brad Friedel	10/02/1996	at TB L 1-4
4	Mark Dougherty	11/13/1999	at DC L 0-4

## TEAM HIGH GAMES (2011)

<b>Goals</b>			
4	06/26/2011	vs. COL	W 4-1
<b>Assists</b>			
4	09/10/2011	vs. TOR	L 2-4
<b>Shots</b>			
19	07/06/2011	at VAN	W 1-0
19	08/27/2011	at SEA	L 2-6
<b>Shots on Goal</b>			
8	05/28/2011	vs. CHV	T 3-3
8	08/13/2011	vs. NE	W 3-1
<b>Fouls Committed</b>			
18	09/24/2011	vs. LA	L 0-1
18	10/15/2011	at NE	W 3-0
<b>Fouls Suffered</b>			
22	04/09/2011	at CHV	T 0-0
22	05/07/2011	vs. SEA	T 1-1
<b>Corner Kicks</b>			
10	05/07/2011	vs. SEA	T 1-1
<b>Offside</b>			
15	10/15/2011	at NE	W 3-0
<b>Saves</b>			
7	04/01/2011	vs. DAL	W 2-0
<b>Shots Faced</b>			
8	09/10/2011	vs. TOR	L 2-4
8	10/22/2011	at CHI	L 2-3
<b>Goals Allowed</b>			
6	08/27/2011	at SEA	L 2-6

## TEAM POSTSEASON HIGH GAMES (1998-2010)

<b>Goals</b>			
5	09/30/1998	vs. MET	W 5-3
5	11/07/1999	vs. DC	W 5-1
<b>Assists</b>			
8	11/07/1999	vs. DC	W 5-1
<b>Shots</b>			
24	10/12/2002	at NE	T 2-2
<b>Shots on Goal</b>			
12	10/12/2002	at NE	T 2-2
<b>Fouls Committed</b>			
30	11/07/1999	vs. DC	W 5-1
<b>Fouls Suffered</b>			
29	10/03/1998	at MET	W 1-1
<b>Corner Kicks</b>			
11	10/09/2002	vs. NE	L 0-1
11	10/12/2002	at NE	T 2-2
<b>Offside</b>			
9	10/18/1998	vs. DC	W 4-2
9	10/17/1999	vs. TB	W 2-0
<b>Saves</b>			
8	09/25/1996	vs. TB	L 0-2
8	09/25/2002	at SJ	W 2-1
<b>Shots Faced</b>			
10	09/25/1996	vs. TB	L 0-2
<b>Goals Allowed</b>			
4	10/02/1996	at TB	L 1-4
4	11/13/1999	at DC	L 0-4

## TEAM LOW GAMES (2011)

<b>Shots</b>			
6	08/20/2011	vs. PHI	W 2-1
6	09/14/2011	vs. HOU	T 2-2
<b>Shots on Goal</b>			
0	06/12/2011	vs. CHI	L 0-1
<b>Fouls Committed</b>			
6	07/16/2011	vs. SJ	T 0-0
6	07/23/2011	vs. POR	W 1-0
<b>Fouls Suffered</b>			
2	08/05/2011	at COL	L 0-2
<b>Corner Kicks</b>			
0	06/12/2011	vs. CHI	L 0-1
<b>Offside</b>			
0	05/07/2011	vs. SEA	T 1-1
0	09/14/2011	vs. HOU	T 2-2
<b>Saves</b>			
0	05/07/2011	vs. SEA	T 1-1
<b>Shots Faced</b>			
1	05/07/2011	vs. SEA	T 1-1

## TEAM POSTSEASON LOW GAMES (1998-2010)

<b>Shots</b>			
7	09/26/2001	at SJ	L 0-3
7	10/23/2004	at NE	L 0-1
7	10/31/2009	at RSL	L 0-1
<b>Shots on Goal</b>			
2	09/25/1996	vs. TB	L 0-2
2	11/13/1999	at DC	L 0-4
2	09/26/2001	at SJ	L 0-3
2	10/31/2009	at RSL	L 0-1
2	10/28/2010	at COL	L 0-1
<b>Fouls Committed</b>			
6	10/28/2010	at COL	L 0-1
<b>Fouls Suffered</b>			
8	10/11/1998	at DC	L 0-2
<b>Corner Kicks</b>			
1	11/08/2008	vs. KC	W 2-0
<b>Offside</b>			
0	10/21/1998	at DC	L 0-3
0	11/01/2008	at KC	T 1-1
0	11/13/2008	vs. CHI	W 2-1
<b>Saves</b>			
0	11/07/1999	vs. DC	W 5-1
0	11/23/2008	vs. NY	W 3-1
<b>Shots Faced</b>			
1	11/07/1999	vs. DC	W 5-1
1	11/23/2008	vs. NY	W 3-1

2011 COLUMBUS CREW STATISTICS (13-13-8, 47 pts.)

UNF	POS	PLAYER	GP	GS	MIN	G	A	SHT	SOG	FC	FS	OFF	CK	C	E
10	F	Andres Mendoza	29	25	2022	13	2	74	31	19	14	33	0	1	0
20	F	Emilio Renteria	18	14	1159	8	2	42	17	36	33	17	0	0	0
12	M	Eddie Gaven	26	26	2227	5	1	59	24	28	65	11	56	0	0
32	F	Tommy Heinemann	28	12	1315	3	1	45	15	26	23	21	1	4	0
18	M	Robbie Rogers	27	24	2218	2	7	36	11	27	50	7	1	2	0
11	M	Dilly Duka	22	16	1399	2	3	26	8	22	18	1	2	2	0
31	M	Josh Gardner	22	21	1812	2	2	22	7	13	3	0	31	0	0
33	F	Jeff Cunningham	21	4	591	2	1	13	3	3	8	13	0	0	0
17	M	Emmanuel Ekpo	32	29	2506	1	2	32	6	48	53	2	1	8	2
7	F	Bernardo Anor	13	6	640	1	1	15	5	7	8	2	23	2	0
2	D	Rich Balchan	19	18	1615	1	0	1	1	12	10	0	0	1	0
26	D	Julius James	31	31	2790	1	0	8	2	53	22	0	0	7	0
6	M	Tony Tchani (TOT)	15	14	1144	1	0	15	7	24	21	0	0	3	1
6	M	Tony Tchani (CLB)	0	0	0	0	0	0	0	0	0	0	0	0	0
21	D	Sebastian Miranda	34	34	3044	0	3	8	2	17	13	2	35	5	0
9	F	Justin Meram	17	4	515	0	2	9	2	8	6	5	0	2	0
22	M	Dejan Rusmir	18	13	1016	0	2	14	1	35	14	0	0	4	0
15	M	Kevin Burns	19	15	1243	0	1	11	2	12	7	2	0	4	0
14	D	Chad Marshall	32	32	2835	0	1	15	6	19	28	1	1	2	0
29	D	Shaun Francis	6	5	428	0	0	3	0	10	5	0	4	1	0
16	M	Eric Gehrig	8	4	474	0	0	3	0	2	1	0	0	1	0
13	M	*Leandre Griffit	1	0	2	0	0	1	1	0	0	0	0	0	0
19	M	Cole Grossman	2	0	12	0	0	0	0	0	0	0	0	0	0
30	G	Andy Gruenebaum	2	2	180	0	0	0	0	0	0	0	0	0	0
1	G	William Hesmer	32	32	2880	0	0	0	0	1	6	0	0	2	0
27	F	Aaron Horton	1	0	1	0	0	0	0	0	0	0	0	0	0
4	D	*Andy Iro	4	2	178	0	0	0	0	4	1	0	0	1	1
5	D	Danny O'Rourke	6	5	471	0	0	0	0	11	3	0	0	1	0
28	M	Santiago Prim	0	0	0	0	0	0	0	0	0	0	0	0	0
25	G	Alex Riggs	0	0	0	0	0	0	0	0	0	0	0	0	0
23	D	Korey Veeder	0	0	0	0	0	0	0	0	0	0	0	0	0
3	D	Josh Williams	0	0	0	0	0	0	0	0	0	0	0	0	0
		Own-goals received				2									
		Team totals	34	34	3060	43	31	437	144	413	419	117	155	50	3
		Opponent totals	34	34	3060	44	43	448	140	419	413	74	160	60	8

GAME-WINNING GOALS: Andres Mendoza 5, Eddie Gaven 3, Robbie Rogers 1, Emilio Renteria 1

Julius James 1, Josh Gardner 1, Jeff Cunningham 1

GAME-WINNING ASSISTS: Josh Gardner 2, Dilly Duka 2, Dejan Rusmir 1, Robbie Rogers 1

Emilio Renteria 1, Sebastian Miranda 1, Andres Mendoza 1, Kevin Burns 1

Bernardo Anor 1

PENALTY KICK GOALS/ATTEMPTS: Andres Mendoza 5-5, Emilio Renteria 2-2, Robbie Rogers 1-1, Jeff Cunningham 1-1

COLUMBUS CREW INDIVIDUAL GOALKEEPING

UNF	POS	GOALKEEPER	GP	GS	MIN	SHTS	SV	GA	GAA	PG	PA	W	L	T	SO
30	G	Andy Gruenebaum	2	2	180	5	5	0	0.00	0	0	2	0	0	2
1	G	William Hesmer	32	32	2880	135	92	44	1.38	3	4	11	13	8	8
		Team totals	34	34	3060	140	97	44	1.29	3	4	13	13	8	10
		Opponent totals	34	34	3060	144	97	43	1.26	9	9	13	13	8	11

\* = Played with other teams in 2011. Only Columbus Crew statistics listed here.

COLUMBUS CREW 2011 SCHEDULE

DAY	DATE	OPPONENT	RESULT	ATT.	W-L-T	POS.	PTS	NOTES:
Sat.	Mar. 19	at D.C. United	L 1-3	18,132	0-1-0	T6	0	CLB: Rogers (79); DC: Wolff (51) Davies (63,77)
Sat.	Mar. 26	New York	T 0-0	10,306	0-1-1	T8	1	
Fri.	Apr. 1	FC Dallas	W 2-0	14,549	1-1-1	T2	4	CLB: Mendoza (54) Gaven (90)
Sat.	Apr. 9	at Chivas USA	T 0-0	13,385	1-1-2	T3	5	
Sat.	Apr. 16	Sporting KC	W 1-0	7,695	2-1-2	T2	8	CLB: Rogers (53)
Sat.	Apr. 23	at Toronto FC	T 1-1	20,145	2-1-3	0	9	CLB: Renteria (49); TOR: Tchani (41)
Sat.	Apr. 30	Vancouver	W 2-1	11,298	3-1-3	T3	12	CLB: Renteria (50,59); VAN: Salgado (69)
Sat.	May 7	Seattle	T 1-1	7,148	3-1-4	T2	13	CLB: Renteria (67); SEA: Montero (7)
Sat.	May 14	at San Jose	L 0-3	9,142	3-2-4	T3	13	SJ: Wondolowski (50) Lenhart (59) Stephenson (62)
Sat.	May 21	at Portland	L 0-1	18,627	3-3-4	T4	13	POR: Brunner (46)
Sat.	May 28	Chivas USA	T 3-3	9,431	3-3-5	4	14	CLB: Mendoza (17,52) Ekpo (64); CHV: LaBrocca (4) Boyens (37) Flores (57)
Sat.	June 4	at New York	T 1-1	20,393	3-3-6	T4	15	CLB: Balchan (90); NY: Ballouchy (9)
Wed.	June 8	Real Salt Lake	W 2-1	9,650	4-3-6	3	18	CLB: Mendoza (76) Gardner (82); RSL: Olave (7)
Sun.	June 12	Chicago	L 0-1	13,498	4-4-6	T3	18	CHI: Nazarit (90)
Sat.	June 18	at Houston	W 2-0	13,039	5-4-6	3	21	CLB: Mendoza (41) Anor (77)
Sun.	June 26	Colorado	W 4-1	10,771	6-4-6	T2	24	CLB: Gaven (12) Mendoza (18,48) Heinemann (57); COL: Casey (5)
Sat.	July 2	at FC Dallas	L 0-2	20,704	6-5-6	3	24	DAL: Shea (58) Jackson (76)
Wed.	July 6	at Vancouver	W 1-0	19,079	7-5-6	T2	27	CLB: Cunningham (90)
Sat.	July 16	San Jose	T 0-0	14,109	7-5-7	T2	28	
Wed.	July 20	at Los Angeles	L 0-1	24,709	7-6-7	3	28	LA: Franklin (70)
Sat.	July 23	Portland	W 1-0	11,246	8-6-7	T1	31	CLB: Gaven (79)
Sat.	July 30	at Real Salt Lake	W 2-0	18,516	9-6-7	1	34	CLB: Gaven (5) Heinemann (10)
Fri.	Aug. 5	at Colorado	L 0-2	14,503	9-7-7	0	34	COL: Mullan (54) Cummings (79)
Sat.	Aug. 13	New England	W 3-1	13,041	10-7-7	1	37	CLB: own goal (54) James (75) Renteria (81); NE: Feilhaber (45)
Sat.	Aug. 20	Philadelphia	W 2-1	13,869	11-7-7	1	40	CLB: Renteria (37) Mendoza (51); PHI: Paunovic (42)
Sat.	Aug. 27	at Seattle	L 2-6	36,364	11-8-7	0	40	CLB: Cunningham (59) Gardner (73); SEA: Neagle (4,21,70) Rosales (16) Fucito (40) own goal (74)
Sat.	Sept. 10	Toronto FC	L 2-4	13,058	11-9-7	T1	40	CLB: Heinemann (67) Mendoza (87); TOR: Soolsma (21) Johnson (42) de Guzman (83) Koevermans (90)
Wed.	Sept. 14	Houston	T 2-2	10,709	11-9-8	1	41	CLB: Mendoza (64,76); HOU: Watson (34) Carr (86)
Sat.	Sept. 17	at Philadelphia	L 0-1	18,906	11-10-8	1	41	PHI: Le Toux (32)
Sat.	Sept. 24	Los Angeles	L 0-1	21,203	11-11-8	T2	41	LA: Barrett (90)
Wed.	Sept. 28	at Sporting KC	L 1-2	17,838	11-12-8	0	41	CLB: Renteria (34); KC: Kamara (15) own goal (74)
Sun.	Oct. 2	D.C. United	W 2-1	15,566	12-12-8	T2	44	CLB: own goal (48) Gaven (60); DC: Woolard (37)
Sat.	Oct. 15	at New England	W 3-0	16,285	13-12-8	3	47	CLB: Mendoza (31,63) Duka (59)
Sat.	Oct. 22	at Chicago	L 2-3	20,237	13-13-8	3	47	CLB: Renteria (72) Duka (79); CHI: Anibaba (11,30) Chaves (81)

COLUMBUS CREW - GAME-BY-GAME

#	Player	1	2	3	4	5	6	7	8	9	10	11	12	13	14	15	16	17	18	19	20	21	22	23	24	25	26	27	28	29	30	31	32	33	34
1	William Hemmer	DC	NY	DAL	CHV	KC	TOR	VAN	SEA	SJ	POR	CHV	NY	RSL	CHI	HOU	COL	DAL	VAN	SJ	LA	POR	RSL	COL	NE	PHI	SEA	TOR	HOU	PHI	LA	KC	DC	NE	CHI
2	Rich Balchan	1-3	0-0	2-0	0-0	1-0	1-1	2-1	1-1	0-3	0-1	3-3	1-1	2-1	0-1	2-0	4-1	0-2	1-0	0-0	0-1	1-0	2-0	0-2	3-1	2-1	2-6	2-4	2-2	0-1	0-1	1-2	2-1	3-0	2-3
3	Josh Williams	90G	90G	90G	90G	90G	90G	90G	90G	90G	90G	90G	90G	90G	90G	90G	90G	90G	90G	90G	90G	90G	90G	90G	90G	90G	90G	90G	90G	90G	90G	90G	90G	90G	90G
4	Andy I'ro																																		
5	Danny O'Rourke																																		
6	Andy Adlard																																		
7	Tony Tchanti																																		
9	Justin Meram																																		
10	Andres Mendoza																																		
11	Dilly Duka																																		
12	Eddie Gaven																																		
13	Leandre Griffitt																																		
14	Chad Marshall																																		
15	Kevin Burns																																		
16	Eric Gehrig																																		
17	Emmanuel Ekpo																																		
18	Robbie Rogers																																		
19	Cole Grossman																																		
20	Emilio Renteria																																		
21	Sebastian Miranda																																		
22	Dejan Rumic																																		
23	Korey Veeder																																		
24	Ben Sippola																																		
25	Alex Riggs																																		
26	Julius James																																		
27	Aaron Horton																																		
28	Santiago Prim																																		
29	Shaun Francis																																		
30	Andy Gruenebaum																																		
31	Tommy Gardner																																		
32	Tommy Heltemann																																		
33	Jeff Cunningham																																		

"00" = 100 minutes played  
 F/M/D/G = starting position  
 Played for other teams:  
 Tony Tchanti played 1032 minutes for TOR, 112 for NY

COLUMBUS CREW – GAME-BY-GAME LOG

Game #1	03/19/2011	CLB 1 at DC 3	L	Rogers 1 (penalty kick) 79			
Game #2	03/26/2011	CLB 0 vs NY 0	T				
Game #3	04/01/2011	CLB 2 vs DAL 0	W	Mendoza 1 (penalty kick) 54; Gaven 1 (Rogers 1) 91+			
Game #4	04/09/2011	CLB 0 at CHV 0	T				
Game #5	04/16/2011	CLB 1 vs KC 0	W	Rogers 2 (Duka 1, Burns 1) 53			
Game #6	04/23/2011	CLB 1 at TOR 1	T	Renteria 1 (Miranda 1) 49			
Game #7	04/30/2011	CLB 2 vs VAN 1	W	Renteria 2 (penalty kick) 50; Renteria 3 (Rusmir 1, Duka 2) 59			
Game #8	05/07/2011	CLB 1 vs SEA 1	T	Renteria 4 (penalty kick) 67			
Game #9	05/14/2011	CLB 0 at SJ 3	L				
Game #10	05/21/2011	CLB 0 at POR 1	L				
Game #11	05/28/2011	CLB 3 vs CHV 3	T	Mendoza 2 (Ekpo 1) 17; Mendoza 3 (unassisted) 52; Ekpo 1 (unassisted) 64			
Game #12	06/04/2011	CLB 1 at NY 1	T	Balchan 1 (Meram 1) 92+			
Game #13	06/08/2011	CLB 2 vs RSL 1	W	Mendoza 4 (penalty kick) 76; Gardner 1 (Mendoza 1) 82			
Game #14	06/12/2011	CLB 0 vs CHI 1	L				
Game #15	06/18/2011	CLB 2 at HOU 0	W	Mendoza 5 (Anor 1) 41; Anor 1 (Meram 2) 77			
Game #16	06/26/2011	CLB 4 vs COL 1	W	Gaven 2 (unassisted) 12; Mendoza 6 (unassisted) 18; Mendoza 7 (Marshall 1) 48; Heinemann 1 (unassisted) 57			
Game #17	07/02/2011	CLB 0 at DAL 2	L				
Game #18	07/06/2011	CLB 1 at VAN 0	W				
Game #19	07/16/2011	CLB 0 vs SJ 0	T	Cunningham 1 (Gardner 1) 90			
Game #20	07/20/2011	CLB 0 at LA 1	L				
Game #21	07/23/2011	CLB 1 vs POR 0	W	Gaven 3 (unassisted) 79			
Game #22	07/30/2011	CLB 2 at RSL 0	W	Gaven 4 (Rogers 2) 5; Heinemann 2 (Rogers 3, Rusmir 2) 10			
Game #23	08/05/2011	CLB 0 at COL 2	L				
Game #24	08/13/2011	CLB 3 vs NE 1	W	own goal (Alston) 54; James 1 (Gardner 2) 75; Renteria 5 (Rogers 4, Duka 3) 81			
Game #25	08/20/2011	CLB 2 vs PHI 1	W	Renteria 6 (Rogers 5, Mendoza 2) 37; Mendoza 8 (penalty kick) 51			
Game #26	08/27/2011	CLB 2 at SEA 6	L	Cunningham 2 (penalty kick) 59; Gardner 2 (unassisted) 73			
Game #27	09/10/2011	CLB 2 vs TOR 4	L	Heinemann 3 (Rogers 6, Ekpo 2) 67; Mendoza 9 (Heinemann 1, Cunningham 1) 87			
Game #28	09/14/2011	CLB 2 vs HOU 2	T	Mendoza 10 (penalty kick) 64; Mendoza 11 (penalty kick) 76			
Game #29	09/17/2011	CLB 0 at PHI 1	L				
Game #30	09/24/2011	CLB 0 vs IA 1	L				
Game #31	09/28/2011	CLB 1 at KC 2	L	Renteria 7 (Rogers 7) 34			
Game #32	10/02/2011	CLB 2 vs DC 1	W	own goal (Woolard) 48; Gaven 5 (Miranda 2) 60			
Game #33	10/15/2011	CLB 3 at NE 0	W	Mendoza 12 (Renteria 1) 31; Duka 1 (unassisted) 59; Mendoza 13 (Renteria 2, Miranda 3) 63			
Game #34	10/22/2011	CLB 2 at CHI 3	L	Renteria 8 (Gaven 1) 72; Duka 2 (unassisted) 79			





COLUMBUS CREW

COLUMBUS CREW - CUP COMPETITIONS - GAME-BY-GAME

#	Player	CONCACAF CHAMPIONS LEAGUE 10/11		U.S. OPEN CUP	
		QF1 RSL 0-0	QF2 RSL 1-4	R16 RICH 1-2	
1	William Hesmer	90D	90D		
2	Rich Balchan				
3	Josh Williams				
4	Andy Iro	90D	90D	2	90D
5	Danny O'Rourke				
6	Andy Adlard				
8	Bernardo Anor				
9	Justin Meram	8	27	3	90F
10	Andres Mendoza	82F	90F		
11	Dilly Duka		14		
12	Eddie Gaven	63M	90M		
13	Leandre Griffitt	27			
14	Chad Marshall				
15	Kevin Burns				
16	Eric Gehrig				90D
17	Emmanuel Ekpo	90M	76M		90D
18	Robbie Rogers	90M	90M		
19	Cole Grossman	90M	90M		87M
20	Emilio Renteria	90F	90M		90M
21	Sebastian Miranda	90D	90D		
22	Dejan Rusanlj				90M
23	Korey Veeder				88D
24	Ben Sippola				
25	Alex Riggs				
26	Tullius James		30		
28	Santiago Prim				59M
29	Shaun Francis				
30	Andy Gruenebaum				90G
31	Josh Gardner	75M	60D		
32	Tommy Hellemann				31
33	Jeff Cunningham	15	63F		90F
	Ray Burse Jr.	90G	90G		

CONCACAF CHAMPIONS LEAGUE 10/11		U.S. OPEN CUP	
QF1	QF1	R16	RICH
03/09/2010	CLB 0 vs RSL 0		
03/16/2010	CLB 1 at RSL 4	L	Mendoza (Gaven) 49
	CLB 1 vs RICHMD 2	L	Grossman (Meram) 37

## 2011 RECORD

	<u>GP</u>	<u>W-L-T</u>	<u>PTS</u>	<u>GF</u>	<u>GA</u>
FC Dallas	34	15-12-7	52	42	39

## RECORD at PIZZA HUT PARK

	<u>GP</u>	<u>W-L-T</u>	<u>PTS</u>	<u>GF</u>	<u>GA</u>
	17	9-5-3	30	20	11

## RECORD on road

	<u>GP</u>	<u>W-L-T</u>	<u>PTS</u>	<u>GF</u>	<u>GA</u>
	17	6-7-4	22	22	28

## RECORD at the half

	<u>W</u>	<u>L</u>	<u>T</u>
LEADING	9	0	1
TIED	4	5	5
TRAILING	2	7	1

## RECORD with the first goal

	<u>W</u>	<u>L</u>	<u>T</u>
SCORING	13	1	2
CONCEDING	2	11	2

## TEAM COMPARISONS

	<u>FOR</u>	<u>AGAINST</u>
GOALS SCORED	1.24 (12th)	1.15 (5th)
TOTAL SHOTS	14.18 (2nd)	10.41 (18th)
SHOTS ON GOAL	4.32 (8th)	3.91 (14th)
SHOOTING ACCURACY	30.1% (18th)	37.6% (3rd)
SCORING %AGE	8.7% (18th)	11.0% (7th)
FOULS	12.14 (8th)	13.41 (1st)
CORNER KICKS	4.79 (6th)	4.20 (13th)
OFFSIDE	2.82 (6th)	2.71 (7th)

## GOALS SCORED IN GAME

GP	0	1	2	3	4+	TOT	AVG
34	11	8	12	2	1	42	1.24

## GOALS ALLOWED IN GAME

GP	0	1	2	3	4+	TOT	AVG
34	13	9	8	2	2	39	1.15

## GOALS BY INTERVALS

	TOT	0-15	16-30	31-45+	46-60	61-75	76-90+
FOR	42	1	8	10	9	3	11
AGAINST	39	3	9	8	6	3	10

## WHERE THE GOALS COME FROM

	FOR	AGAINST
GOALS SCORED	42	39
MINUTES PER GOAL	73	78

## HOW SCORED

RIGHT FOOT	20	21
LEFT FOOT	13	9
HEADERS	9	9
OTHER	0	0

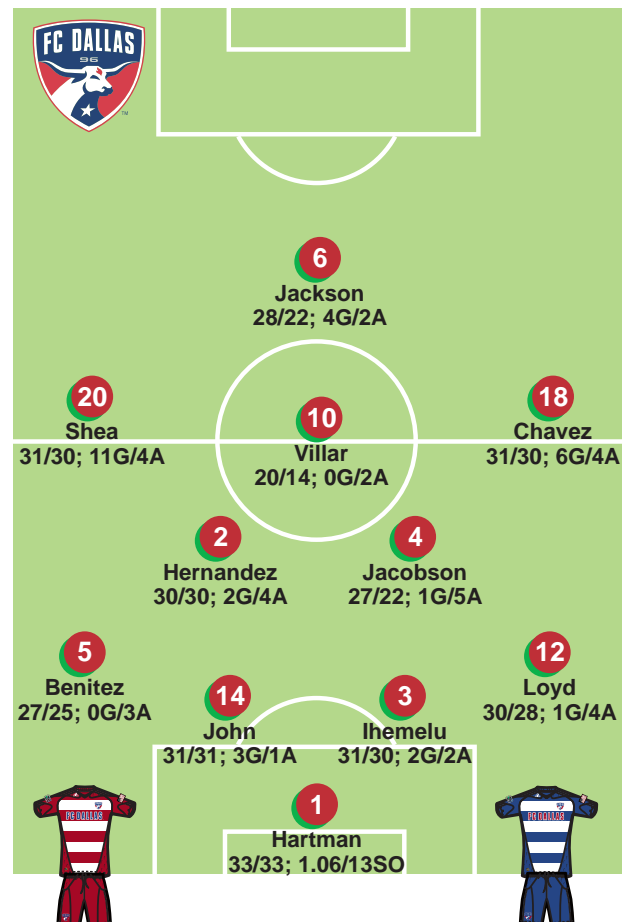
## TYPE OF PLAY

OPEN PLAY	21	16
CROSS	6	6
CORNER	7	7
REBOUND	4	1
PENALTIES	1	4
DIRECT FROM FREE KICK	1	2
FREE KICK (INDIRECT)	2	3
OWN GOALS	0	0

## DISTANCE

INSIDE GOAL AREA	12	8
INSIDE PENALTY AREA	21	23
OUTSIDE PENALTY AREA	9	8

## PRIMARY TEAM



No.	Player	Pos	Ht	Wt	Birthdate	Birthplace	2011				CAREER			
							GP	GS	G	A	GP	GS	G	A
1	<b>Kevin Hartman</b>	<b>GK</b>	6-1	192	05/25/1974	Athens, OH	33	33	0	1	386	381	0	3
<i>MLS all-time leader in appearances. Began MLS and pro career in 1997 with LA, moving to Kansas City for the 2007 season. Second season with FCD.</i>														
2	<b>Daniel Hernandez</b>	<b>MF</b>	5-11	190	07/23/1976	Tyler, TX	30	30	2	4	176	142	6	20
<i>Now in his 11th MLS season, his third with FC Dallas. Also played in Mexico with Necaxa, Puebla and Jaguares.</i>														
3	<b>Ugo Ihemelu</b>	<b>DF</b>	5-11	185	04/03/1983	Enugu, Nigeria	31	30	2	2	175	166	5	5
<i>Product of Southern Methodist University acquired from Colorado in 2009. In his seventh MLS season.</i>														
4	<b>Andrew Jacobson</b>	<b>MF</b>	6-2	185	09/25/1985	Ft. Myers, FL	27	22	1	5	69	43	1	5
<i>Acquired before start of season in trade with Philadelphia Union. In third MLS season; also played in France.</i>														
5	<b>Jair Benitez</b>	<b>DF</b>	5-7	151	01/11/1979	Jamundi, Colombia	27	25	0	3	68	66	0	6
<i>Signed on loan from Deportivo Cali of Colombia in 2010. Seven caps for Colombian national team.</i>														
6	<b>Jackson</b>	<b>DF</b>	5-9	154	06/03/1988	Franca, Brazil	28	22	4	2	40	31	4	3
<i>Acquired on loan from Brazil's Sao Paulo FC in 2010. Made his professional debut in 2007.</i>														
7	<b>Daniel Cruz</b>	<b>MF</b>	5-10	172	05/03/1981	Cali, Colombia	10	6	1	1	10	6	1	1
<i>Signed with FC Dallas in August from Germinal Beershot of Belgium. Honduras international.</i>														
8	<b>Bruno Guarda</b>	<b>MF</b>	5-7	161	02/06/1986	Piracicaba, Brazil	11	5	0	2	36	18	1	3
<i>Southern Methodist University product acquired from the Colorado Rapids in 2008.</i>														
9	<b>Maicon Santos</b>	<b>FW</b>	6-1	186	04/18/1984	Paracambi, Brazil	30	24	8	2	62	45	14	5
<i>In third MLS season, acquired in August from Toronto FC. Has played in Brazil, Tunisia, Libya and Israel.</i>														
10	<b>David Ferreira</b>	<b>MF</b>	5-5	153	08/09/1979	Santa Marta, Colombia	6	6	3	1	66	66	19	21
<i>2010 MLS Most Valuable Player. Signed on loan from Brazil's Atletico Paranaense in 2009. Colombian international.</i>														
11	<b>Ricardo Villar</b>	<b>MF</b>	5-9	155	08/11/1979	Sao Paulo, Brazil	20	14	0	2	20	14	0	2
<i>Sao Paulo FC youth product who attended Penn State. Has also played in Austria, South Korea, Germany and Greece</i>														
12	<b>Zach Loyd</b>	<b>DF</b>	5-10	168	07/18/1987	Tulsa, OK	30	28	1	4	54	47	1	4
<i>First-round selection in 2010 MLS SuperDraft out of University of North Carolina.</i>														
13	<b>Maykel Galindo</b>	<b>FW</b>	5-10	165	01/28/1981	Villa Clara, Cuba	6	1	0	0	73	49	18	9
<i>Signed before start of season, after playing 2007-09 with Chivas USA. Cuban international before defecting in 2005.</i>														
14	<b>George John</b>	<b>DF</b>	6-3	200	03/20/1987	Shoreline, WA	31	31	3	1	72	71	4	1
<i>First-round selection in 2009 SuperDraft (No. 14 overall) out of University of Washington.</i>														
15	<b>Fabian Castillo</b>	<b>FW</b>	5-8	150	06/17/1992	Cali, Colombia	21	16	2	3	21	16	2	3
<i>Made professional debut in 2010 with Deportivo Cali in his native Colombia. Youth international.</i>														
16	<b>Bobby Warshaw</b>	<b>DF</b>	6-0	185	11/21/1988	Mechanicsburg, PA	17	4	1	0	17	4	1	0
<i>Selected in the first round of the 2011 MLS SuperDraft (No. 17 overall) out of Stanford University</i>														
17	<b>Jeremy Hall</b>	<b>DF</b>	5-11	163	09/11/1988	Tampa, FL	21	19	0	3	58	50	0	5
<i>Acquired from Portland in August. In third MLS season, having also played with New York.</i>														
18	<b>Marvin Chavez</b>	<b>MF</b>	5-5	145	11/03/1983	La Ceiba, Honduras	31	30	6	4	54	43	8	6
<i>Signed on loan in Aug. 2009 from CD Marathon of Honduras. Honduras international.</i>														
20	<b>Brek Shea</b>	<b>DF</b>	6-4	188	02/28/1990	College Station, TX	31	30	11	4	77	58	16	12
<i>First-round selection in 2008 SuperDraft before attending college. Made full U.S. debut this year.</i>														
21	<b>Bryan Leyva</b>	<b>MF</b>	5-6	149	02/09/1992	Chihuahua, Mexico	0	0	0	0	1	0	0	0
<i>Signed in September 2009 as the club's first Home Grown Player.</i>														
22	<b>Josh Lambo</b>	<b>GK</b>	6-0	210	11/19/1990	Middleton, WI	0	0	0	0	0	0	0	0
<i>Signed in 2008, still has not made his league debut.</i>														
23	<b>Andrew Wiedeman</b>	<b>FW</b>	5-11	165	08/22/1989	Oakland, CA	3	0	0	0	3	0	0	0
<i>Second-round selection in 2010 SuperDraft out of University of California.</i>														
25	<b>Jack Stewart</b>	<b>DF</b>	6-2	190	05/29/1983	Torrance, CA	2	1	0	1	41	29	1	2
<i>Signed on loan from Minnesota Stars in August. Has also played for Real Salt Lake and Chicago, and in Norway</i>														
27	<b>Edson Edward</b>	<b>DF</b>	5-11	209	09/20/1988	Ottawa, Ontario, Canada	0	0	0	0	1	0	0	0
<i>In second MLS season out of Graceland College. Out for season with knee injury.</i>														
28	<b>Victor Ulloa</b>	<b>MF</b>	6-0	158	04/03/1992	Chihuahua, Mexico	1	0	0	0	1	0	0	0
<i>Signed as a Home Grown Player in July 2010 from FC Dallas academy.</i>														
29	<b>Moises Hernandez</b>	<b>DF</b>	6-0	154	03/05/1992	Dallas, TX	0	0	0	0	0	0	0	0
<i>Signed as Home Grown Player from FC Dallas academy in July 2010.</i>														
30	<b>Chris Seitz</b>	<b>GK</b>	6-3	236	03/12/1987	San Luis Obispo, CA	1	1	0	0	31	30	0	0
<i>In fifth MLS season, his first with FC Dallas. Selected by Philadelphia in 2010 expansion draft from Real Salt Lake</i>														
32	<b>Jonathan Top</b>	<b>FW</b>	5-8	160	01/26/1993	Fort Worth, TX	0	0	0	0	0	0	0	0
<i>Signed as Home Grown Player in January of this year.</i>														
34	<b>Ruben Luna</b>	<b>FW</b>	5-11	185	02/10/1992	Ciudad Victoria, Mexico	15	2	1	1	19	2	1	1
<i>FC Dallas academy product signed as a Home Grown Player in 2010.</i>														
40	<b>Richard Sanchez</b>	<b>GK</b>	6-3	197	04/05/1994	Mission Hills, CA	0	0	0	0	0	0	0	0
<i>Signed as Home Grown Player in February. Won world championship with Mexico's under-17 national team.</i>														

HEAD COACH : Schellas Hyndman

11/04/1949

W42 L33 T35

FC DALLAS PLAYOFF HISTORY

vs. Team	No. of Series		GP	W-L-T	OT	ShO	GF	GA	Last		Series Result
	Series	W-L							Mtg.	Round	
Chicago	2	1-1	6	2-3-1	0-0-1	0-0	6	12	2001	Quarterfinals	Lost 7 pts. to 1
Colorado	5	0-5	10	2-6-2	0-3-1	0-1	13	16	2010	MLS Cup '10	Lost MLS Cup '10
Houston	1	0-1	2	1-1-0	0-1-0	0-0	2	4	2007	Quarterfinals	Lost Series Tie-Breaker
Kansas City	1	0-1	3	1-2-0	0-0-0	0-1	6	6	1996	West Semifinals	Lost 2 games to 1
Los Angeles	4	2-2	8	4-4-0	0-0-0	2-0	13	16	2010	Semifinals	Won 1 games to 0
New York	1	0-1	2	0-2-0	0-1-0	0-0	2	4	2000	Quarterfinals	Lost 6 pts. to 0
Real Salt Lake	1	1-0	2	1-0-1	0-0-0	0-0	3	2	2010	Quarterfinals	Won 1 games to 0
<b>TOTALS</b>	<b>15</b>	<b>4-11</b>	<b>33</b>	<b>11-18-4</b>	<b>0-5-2</b>	<b>2-2</b>	<b>45</b>	<b>60</b>			

FC DALLAS -- ALL-TIME POSTSEASON RESULTS

DATE	OPPONENT	RESULT	ATT.	W-L-T	RD.	GOALS:
09/26/1996	at Kansas City	L 2-3	4,466	0-1-0	QTR	DAL: Elliott (21) Ashton (25); KC: Johnston (16) McKeon (79) Preki (89)
09/29/1996	Kansas City	W 2-1	10,125	1-1-0	QTR	DAL: Kreis (5) Washington (32); KC: Preki (30)
10/02/1996	Kansas City	L 2-3	9,802	1-2-0	QTR	DAL: Sanchez (27) Elliott (66); KC: Chung (41) Takawira (62)
10/05/1997	at Los Angeles	W 1-0	18,921	1-0-0	QTR	
10/08/1997	Los Angeles	W 3-0	11,248	2-0-0	QTR	DAL: Washington (29,69) Peinado (86)
10/12/1997	Colorado	L 0-1	7,376	2-1-0	SEM	COL: S. Henderson (42)
10/15/1997	at Colorado	L 1-2	18,452	2-2-0	SEM	DAL: Damian (5); COL: Patino (22) C. Henderson (87)
10/01/1998	at Los Angeles	L 1-6	10,047	0-1-0	QTR	DAL: Washington (47); LA: Pena (10,69) Hermosillo (16,32) Cienfuegos (20) Welton (41)
10/04/1998	Los Angeles	L 2-3	8,130	0-2-0	QTR	DAL: Haynes (44) Kreis (48); LA: Hendrickson (80) Caligiuri (85) Mathis (88)
10/16/1999	Chicago	W 2-1	10,980	1-0-0	QTR	DAL: Graziani (52) Santel (75); CHI: Ball (79)
10/23/1999	at Chicago	L 0-4	13,197	1-1-0	QTR	CHI: Nowak (18) Kosecki (36) Razov (43) Kovalenko (46)
10/27/1999	Chicago	W 3-2	9,795	2-1-0	QTR	DAL: Deering (55) Rodriguez (84) Graziani (86); CHI: Razov (3) Marsch (5)
10/31/1999	at Los Angeles	L 1-2	17,372	2-2-0	SEM	DAL: Graziani (75); LA: Cienfuegos (39) Hendrickson (90)
11/07/1999	Los Angeles	W 3-2	13,816	3-2-0	SEM	DAL: Graziani (33,73); LA: Hermosillo (13,54)
11/11/1999	at Los Angeles	L 1-3	25,703	3-3-0	SEM	DAL: Kreis (89); LA: Vanney (3) Hermosillo (20) Cienfuegos (68)
09/15/2000	at MetroStars	L 1-2 (OT)	14,868	0-1-0	QTR	DAL: Rhine (67); MET: Mathis (34) Valencia (100)
09/20/2000	MetroStars	L 1-2	7,555	0-2-0	QTR	DAL: J. Rodriguez (82); MET: Mathis (53,81)
09/20/2001	at Chicago	L 0-2	8,314	0-1-0	QTR	CHI: Bocanegra (40) Whitfield (90)
09/23/2001	Chicago	T 1-1 (OT)	17,149	0-1-1	QTR	DAL: Deering (27); CHI: J. Beasley (84)
09/29/2001	at Chicago	L 0-2	12,811	0-2-1	QTR	CHI: Kovalenko (17) Armas (55)
09/25/2002	Colorado	W 4-2	6,360	1-0-0	QTR	DAL: Morrow (26); Kreis (49); Deering (68); Martinez (70); COL: Valderrama (2) Spencer (75)
09/28/2002	at Colorado	L 0-1	9,637	1-1-0	QTR	COL: Carrieri (78)
10/02/2002	Colorado	T 1-2 (OT/ST)	8,008	1-1-1	QTR	DAL: Rhine (6); COL: Spencer (22); Chung (101)
10/22/2005	at Colorado	T 0-0	9,625	0-0-1	QTR	
10/29/2005	Colorado	L 2-2 (OT)	10,104	0-1-1	QTR	DAL: Ruiz (67,105); COL: Cunningham (19) Kotschau (105)
10/21/2006	at Colorado	W 2-1	4,176	1-0-0	QTR	DAL: Ruiz (15) Thompson (55); COL: Cooke (23)
10/28/2006	Colorado	L 2-3 (OT)	15,486	1-1-0	QTR	DAL: Ruiz (48) Goodson (92); COL: Hernandez (57,83) Mathis (114)
10/27/2007	Houston	W 1-0	12,537	0-1-0	QTR	DAL: Goodson (23)
11/02/2007	at Houston	L 1-4 (OT)	30,088	1-1-0	QTR	DAL: Ruiz (14); HOU: Holden (66) Ching (72,97) Davis (100)
10/30/2010	Real Salt Lake	W 2-1	11,003	1-0-0	QTR	DAL: Cunningham (44) Avila (88); RSL: Espindola (5)
11/06/2010	at Real Salt Lake	T 1-1	19,324	1-0-1	QTR	DAL: McCarty (17); RSL: Findley (80)
11/14/2010	at Los Angeles	W 3-0	27,000	2-0-1	SEM	DAL: Ferreira (26) John (54) Chavez (73)
11/21/2010	Colorado	L 1-2 (OT)	21,700	2-1-1	FIN	DAL: Ferreira (35); COL: Casey (57) own goal (107)

CAREER POSTSEASON STATISTICS FOR CURRENT FC DALLAS PLAYERS

UNF	POS	PLAYER	GP	GS	MIN	G	A	SHT	SOG	PKG	PKA	SKG	SKA	FC	FS	OFF	CK	C	E
5	D	Jair Benitez	4	4	387	0	1	0	0	0	0	0	0	2	6	0	0	2	0
18	M	Marvin Chavez	4	4	309	1	2	6	3	0	0	0	0	4	10	0	0	1	0
9	F	Maicon Santos	2	2	161	1	0	5	2	0	0	0	0	2	0	2	0	0	0
10	M	David Ferreira	4	4	390	2	3	9	4	0	0	0	0	7	7	2	18	0	0
13	F	Maykel Galindo	3	1	165	1	0	7	1	0	0	0	0	1	3	4	0	0	0
6	D	Jackson	4	4	302	0	0	1	0	0	0	0	0	6	0	0	0	0	0
17	D	Jeremy Hall	2	0	7	0	0	0	0	0	0	0	0	0	0	0	0	0	0
2	M	Daniel Hernandez	22	20	1908	1	4	24	5	0	0	0	0	45	40	0	5	8	0
3	D	Ugo Ihemelu	8	8	780	0	1	2	0	0	0	0	0	14	6	0	0	1	0
14	D	George John	3	3	300	1	0	2	2	0	0	0	0	2	2	0	0	0	0
12	D	Zach Loyd	4	1	221	0	0	0	0	0	0	0	0	4	2	0	0	2	0
34	F	Ruben Luna	1	0	13	0	0	1	1	0	0	0	0	0	1	0	0	0	0
20	D	Brek Shea	4	3	265	0	2	1	1	0	0	0	0	2	3	1	0	0	0
25	D	Jack Stewart	2	2	164	1	0	7	3	0	0	0	0	4	3	0	0	0	0

UNF	POS	GOALKEEPER	GP	GS	MIN	SHTS	SV	GA	GAA	PKG	PKA	SKG	SKA	W	L	T	SO
1	GK	Kevin Hartman	48	48	4432	99	171	57	1.16	2	3	8	16	24	16	7	15

## ALL-TIME FC DALLAS POSTSEASON STATISTICS (11-17-5, 33 PTS.)

PLAYER	GP	GS	MIN	G	A
Ariel Graziani	11	11	1010	5	2
Carlos Ruiz	6	5	540	5	0
Jason Kreis	22	18	1721	4	2
Dante Washington	14	6	651	4	1
Chad Deering	16	16	1417	3	1
David Ferreira	4	4	390	2	3
Bobby Rhine	13	13	1111	2	3
Gerell Elliott	7	2	242	2	1
Jorge Rodriguez	18	16	1516	2	1
Clarence Goodson	5	3	379	2	0
Mark Santel	15	14	1175	1	5
Marvin Chavez	4	4	309	1	2
Hugo Sanchez	2	2	172	1	2
Damian	4	4	306	1	1
Antonio Martinez	7	5	467	1	1
Chad Ashton	3	1	88	1	0
Eric Avila	2	0	18	1	0
Jeff Cunningham	3	1	191	1	0
Brian Haynes	10	4	500	1	0
George John	3	3	300	1	0
Dax McCarty	5	4	401	1	0
Steve Morrow	3	3	271	1	0
Daniel Peinado	4	4	345	1	0
Abe Thompson	3	2	127	1	0
Oscar Pareja	17	16	1331	0	5
Ronnie O'Brien	7	7	701	0	3
Greg Vanney	4	4	420	0	3
Sergi Daniv	6	4	389	0	2
Ted Eck	14	12	1094	0	2
Chris Gbandi	6	6	539	0	2
Brek Shea	4	3	265	0	2
Jair Benitez	4	4	387	0	1
Paul Broome	10	8	681	0	1
Kenny Cooper	4	4	348	0	1
Eric Dede	15	13	1118	0	1
Atiba Harris	3	3	285	0	1
Ugo Ihemelu	4	4	390	0	1
Eddie Johnson	3	0	62	0	1
Lawrence Lozzano	3	3	270	0	1
Roberto Mina	2	1	140	0	1
Ryan Suarez	6	6	520	0	1
Alain Sutter	3	3	206	0	1
John Jairo Trellez	4	0	50	0	1
Mickey Trotman	2	2	178	0	1
Lazo Alavanja	2	0	32	0	0
Eric Alexander	2	0	5	0	0
Arturo Alvarez	2	2	137	0	0
Leonel Alvarez	5	5	450	0	0
Hamisi Amani-Dove	2	2	133	0	0
Tenywa Bonseu	3	3	281	0	0
Ray Burse	1	0	95	0	0
Denilson	1	1	50	0	0
Mark Dodd	12	11	1035	0	0
Justin Evans	2	0	77	0	0
Richard Farrer	17	11	1103	0	0
Jorge Flores	2	0	28	0	0
Scott Garlick	2	2	210	0	0
Jackson Goncalves	4	4	302	0	0
Kevin Hartman	4	4	390	0	0
Daniel Hernandez	4	4	390	0	0
Zak Ibsen	3	2	191	0	0
Ricardo Iribarren	2	2	148	0	0
Steve Jolley	2	2	210	0	0
Matt Jordan	12	12	1066	0	0
Aleksey Korol	3	1	76	0	0
Zach Loyd	4	1	221	0	0
Ruben Luna	1	0	13	0	0
Drew Moor	5	4	428	0	0
Richard Mulrooney	2	2	210	0	0
Ramon Nunez	2	2	210	0	0
Dominic Oduro	2	0	65	0	0
Percy Olivares	1	0	2	0	0
Brandon Pollard	8	8	703	0	0
Pablo Ricchetti	2	1	146	0	0
Milton Rodriguez	1	1	32	0	0
Dario Sala	4	4	325	0	0
Marcelo Saragosa	2	0	57	0	0
Juan Sastoque	1	0	2	0	0
Adrian Serieux	2	2	170	0	0
Tom Soehn	4	4	356	0	0

## FC DALLAS

Diego Sonora	3	3	246	0	0
Temoc Suarez	2	1	57	0	0
Carey Talley	1	0	24	0	0
Juan Toja	2	2	210	0	0
Joselito Vaca	4	1	97	0	0
Simo Valakari	4	4	420	0	0
David Wagenfuhr	2	0	98	0	0
Wade Webber	4	4	360	0	0
Mark Wilson	2	2	111	0	0
Alex Yi	1	1	120	0	0
Team totals	33	33	3141	45	57
Opponent totals	33	33	3141	60	76

### FC DALLAS INDIVIDUAL GOALKEEPING

GOALKEEPER	GP	GS	SV	GA	GAA	SO
Scott Garlick	2	2	6	2	0.86	1
Kevin Hartman	4	4	16	4	0.92	1
Dario Sala	4	4	20	4	1.11	1
Matt Jordan	12	12	42	22	1.86	0
Mark Dodd	12	11	45	24	2.09	2
Ray Burse	1	0	5	4	3.79	0
Team totals	33	33	138	60	1.72	5
Opponent totals	33	33	114	45	1.29	7

## FC DALLAS INDIVIDUAL HIGH GAMES (2011)

Goals				
2	David Ferreira	04/08/2011	vs. COL	W 3-0
2	Marvin Chavez	07/23/2011	at NY	T 2-2
Assists				
2	Andrew Jacobson	06/18/2011	at CHV	W 2-1
2	Daniel Hernandez	06/25/2011	vs. POR	W 4-0
2	Brek Shea	08/27/2011	at KC	W 3-2
Shots				
10	Maicon Santos	08/27/2011	at KC	W 3-2
Shots on Goal				
4	Marvin Chavez	06/04/2011	vs. NE	W 1-0
Fouls Committed				
6	Jackson	10/12/2011	at CHI	W 2-1
Fouls Suffered				
6	David Ferreira	04/01/2011	at CLB	L 0-2
6	Zach Loyd	10/01/2011	at COL	L 0-1
Offside				
5	Fabian Castillo	06/18/2011	at CHV	W 2-1
Saves				
7	Kevin Hartman	05/11/2011	vs. TOR	W 1-0
Shots Faced				
9	Chris Seitz	10/22/2011	at SJ	L 2-4
Goals Allowed				
4	Kevin Hartman	06/12/2011	vs. KC	L 1-4
4	Chris Seitz	10/22/2011	at SJ	L 2-4

## TEAM HIGH GAMES (2011)

Goals				
4	06/25/2011	vs. POR	W 4-0	
Assists				
4	04/08/2011	vs. COL	W 3-0	
4	04/23/2011	at VAN	W 2-1	
4	07/23/2011	at NY	T 2-2	
4	10/22/2011	at SJ	L 2-4	
Shots				
26	07/02/2011	vs. CLB	W 2-0	
Shots on Goal				
10	06/25/2011	vs. POR	W 4-0	
Fouls Committed				
19	08/20/2011	vs. SEA	L 0-1	
19	10/12/2011	at CHI	W 2-1	
Fouls Suffered				
22	04/23/2011	at VAN	W 2-1	
22	08/20/2011	vs. SEA	L 0-1	
Corner Kicks				
11	08/20/2011	vs. SEA	L 0-1	
Offside				
8	06/18/2011	at CHV	W 2-1	
Saves				
7	05/11/2011	vs. TOR	W 1-0	
Shots Faced				
9	10/22/2011	at SJ	L 2-4	
Goals Allowed				
4	06/12/2011	vs. KC	L 1-4	
4	10/22/2011	at SJ	L 2-4	

## TEAM LOW GAMES (2011)

Shots				
7	05/25/2011	at SEA	W 1-0	
7	08/06/2011	at LA	L 1-3	
Shots on Goal				
1	06/12/2011	vs. KC	L 1-4	
Fouls Committed				
6	06/04/2011	vs. NE	W 1-0	
6	10/22/2011	at SJ	L 2-4	
Fouls Suffered				
4	05/25/2011	at SEA	W 1-0	
Corner Kicks				
0	07/31/2011	vs. CHV	W 1-0	
Offside				
0	04/08/2011	vs. COL	W 3-0	
0	05/22/2011	vs. RSL	T 0-0	
0	08/20/2011	vs. SEA	L 0-1	
Saves				
0	03/26/2011	vs. SJ	L 0-2	
0	04/08/2011	vs. COL	W 3-0	
Shots Faced				
0	04/08/2011	vs. COL	W 3-0	

## FC DALLAS INDIVIDUAL POSTSEASON HIGH GAMES (1996-2007)

Goals				
2	Dante Washington	10/08/1997	vs. LA	W 3-0
2	Ariel Graziani	11/07/1999	vs. LA	W 2-2
2	Carlos Ruiz	10/29/2005	vs. COL	L 2-2
Assists				
2	Oscar Pareja	10/16/1999	vs. CHI	W 2-1
2	Mark Santel	11/07/1999	vs. LA	W 2-2
2	Oscar Pareja	09/25/2002	vs. COL	W 4-2
2	Greg Vanney	10/28/2006	vs. COL	L 2-3
Shots				
11	Carlos Ruiz	10/29/2005	vs. COL	L 2-2
Shots on Goal				
4	Ariel Graziani	11/07/1999	vs. LA	W 2-2
4	Ramon Nunez	10/29/2005	vs. COL	L 2-2
Fouls Committed				
6	Ted Eck	10/23/1999	at CHI	L 0-4
6	Ariel Graziani	09/20/2001	at CHI	L 0-2
6	Oscar Pareja	09/23/2001	vs. CHI	T 1-1
Fouls Suffered				
8	Oscar Pareja	09/20/2001	at CHI	L 0-2
Offside				
6	Carlos Ruiz	10/29/2005	vs. COL	L 2-2
Saves				
12	Mark Dodd	09/26/1996	at KC	L 2-3
Shots Faced				
15	Mark Dodd	09/26/1996	at KC	L 2-3
Goals Allowed				
6	Mark Dodd	10/01/1998	at LA	L 1-6

## TEAM POSTSEASON HIGH GAMES (1996-2007)

Goals				
4	09/25/2002	vs. COL	W 4-2	
Assists				
6	09/25/2002	vs. COL	W 4-2	
Shots				
37	10/29/2005	vs. COL	L 2-2	
Shots on Goal				
14	10/29/2005	vs. COL	L 2-2	
Fouls Committed				
32	09/23/2001	vs. CHI	T 1-1	
Fouls Suffered				
27	10/28/2006	vs. COL	L 2-3	
Corner Kicks				
10	11/11/1999	at LA	L 1-3	
10	10/29/2005	vs. COL	L 2-2	
Offside				
9	10/12/1997	vs. COL	L 0-1	
Saves				
12	09/26/1996	at KC	L 2-3	
Shots Faced				
15	09/26/1996	at KC	L 2-3	
Goals Allowed				
6	10/01/1998	at LA	L 1-6	

## TEAM POSTSEASON LOW GAMES (1996-2007)

Shots				
4	10/02/1996	vs. KC	L 2-2	
Shots on Goal				
1	10/05/1997	at LA	W 0-0	
1	10/23/1999	at CHI	L 0-4	
Fouls Committed				
9	10/22/2005	at COL	T 0-0	
Fouls Suffered				
8	10/27/2007	vs. HOU	W 1-0	
Corner Kicks				
0	10/05/1997	at LA	W 0-0	
0	10/27/2007	vs. HOU	W 1-0	
Offside				
0	10/23/1999	at CHI	L 0-4	
0	11/11/1999	at LA	L 1-3	
0	10/27/2007	vs. HOU	W 1-0	
Saves				
1	10/08/1997	vs. LA	W 3-0	
1	10/16/1999	vs. CHI	W 2-1	
Shots Faced				
2	10/08/1997	vs. LA	W 3-0	
2	10/16/1999	vs. CHI	W 2-1	

2011 FC DALLAS STATISTICS (15-12-7, 52 pts.)

UNF	POS	PLAYER	GP	GS	MIN	G	A	SHT	SOG	FC	FS	OFF	CK	C	E
20	D	Brek Shea	31	30	2647	11	4	75	23	25	43	12	2	6	1
9	F	Maicon Santos (TOT)	30	24	1974	8	2	92	25	31	28	16	0	0	0
9	F	Maicon Santos (DAL)	11	9	726	2	1	40	11	11	12	8	0	0	0
18	M	Marvin Chavez	31	30	2521	6	4	66	28	38	53	21	34	4	0
6	D	Jackson	28	22	1952	4	2	53	16	39	22	9	2	8	1
10	M	David Ferreira	6	6	505	3	1	11	5	5	19	1	26	0	0
14	D	George John	31	31	2781	3	1	18	7	24	29	0	0	4	1
2	M	Daniel Hernandez	30	30	2668	2	4	29	4	47	38	0	18	6	0
15	F	Fabian Castillo	21	16	1355	2	3	28	8	11	9	23	5	0	0
3	D	Ugo Ihemelu	31	30	2726	2	2	10	3	28	24	0	0	6	0
4	M	Andrew Jacobson	27	22	1850	1	5	32	11	33	17	0	1	4	0
12	D	Zach Loyd	30	28	2416	1	4	8	1	37	44	2	0	4	0
12	M	*Eric Avila	13	5	515	1	2	7	2	5	13	0	10	0	0
7	M	Daniel Cruz	10	6	543	1	1	7	3	12	12	0	8	2	1
34	F	Ruben Luna	15	2	407	1	1	12	5	11	13	6	0	1	0
7	F	Milton Rodriguez	13	5	511	1	1	19	6	8	2	6	1	1	0
16	D	Bobby Warshaw	17	4	461	1	0	2	1	9	4	0	0	2	0
5	D	Jair Benitez	27	25	2231	0	3	15	2	23	33	1	1	2	0
17	D	Jeremy Hall (TOT)	21	19	1715	0	3	9	2	22	15	2	0	6	1
17	D	Jeremy Hall (DAL)	4	2	291	0	0	0	0	3	0	1	0	0	0
8	M	Bruno Guarda	11	5	500	0	2	5	1	9	7	0	0	2	0
11	M	Ricardo Villar	20	14	1317	0	2	23	6	24	26	2	55	2	0
1	G	Kevin Hartman	33	33	2970	0	1	0	0	0	3	0	0	0	0
25	D	Jack Stewart	2	1	109	0	1	0	0	0	0	0	0	0	0
24	M	*Eric Alexander	22	16	1218	0	0	17	2	11	4	1	0	0	0
13	F	Maykel Galindo	6	1	147	0	0	3	1	0	0	2	0	0	0
30	G	Chris Seitz	1	1	90	0	0	0	0	0	0	0	0	0	0
28	M	Victor Ulloa	1	0	9	0	0	0	0	0	0	0	0	0	0
23	F	Andrew Wiedeman	3	0	59	0	0	2	1	0	1	1	0	0	0
27	D	Edson Edward	0	0	0	0	0	0	0	0	0	0	0	0	0
29	D	Moises Hernandez	0	0	0	0	0	0	0	0	0	0	0	0	0
22	G	Josh Lambo	0	0	0	0	0	0	0	0	0	0	0	0	0
21	M	Bryan Leyva	0	0	0	0	0	0	0	0	0	0	0	0	0
40	G	Richard Sanchez	0	0	0	0	0	0	0	0	0	0	0	0	0
32	F	Jonathan Top	0	0	0	0	0	0	0	0	0	0	0	0	0
		Team totals	34	34	3060	42	45	482	147	413	456	96	163	54	4
		Opponent totals	34	34	3060	39	36	354	133	456	413	92	143	74	7

GAME-WINNING GOALS: Brek Shea 5, Marvin Chavez 3, Bobby Warshaw 1, Zach Loyd 1, Ugo Ihemelu 1  
Daniel Hernandez 1, Jackson 1, Daniel Cruz 1, Eric Avila 1

GAME-WINNING ASSISTS: Brek Shea 2, Zach Loyd 2, Andrew Jacobson 2, Daniel Hernandez 2  
Fabian Castillo 2, Ricardo Villar 1, Milton Rodriguez 1, Ruben Luna 1  
Kevin Hartman 1, Marvin Chavez 1, Jair Benitez 1

PENALTY KICK GOALS/ATTEMPTS: Daniel Hernandez 1-1, David Ferreira 0-1

FC DALLAS INDIVIDUAL GOALKEEPING

UNF	POS	GOALKEEPER	GP	GS	MIN	SHTS	SV	GA	GAA	PG	PA	W	L	T	SO
1	G	Kevin Hartman	33	33	2970	124	85	35	1.06	3	3	15	11	7	13
30	G	Chris Seitz	1	1	90	9	5	4	4.00	1	1	0	1	0	0
		Team totals	34	34	3060	133	90	39	1.15	4	4	15	12	7	13
		Opponent totals	34	34	3060	147	103	42	1.24	1	2	12	15	7	11

\* = Played with other teams in 2011. Only FC Dallas statistics listed here.



FC DALLAS 2011 SCHEDULE

DAY	DATE	OPPONENT	RESULT	ATT.	W-L-T	POS.	PTS	GOALS:
Sat.	Mar. 19	Chicago	T 1-1	20,145	0-0-1	5	1	DAL: Rodriguez (19); CHI: Chaves (17)
Sat.	Mar. 26	San Jose	L 0-2	11,022	0-1-1	T6	1	SJ: Wondolowski (5,23)
Fri.	Apr. 1	at Columbus	L 0-2	14,549	0-2-1	T6	1	CLB: Mendoza (54) Gaven (90)
Fri.	Apr. 8	Colorado	W 3-0	12,261	1-2-1	T5	4	DAL: Ihemelu (26) Ferreira (40,46)
Sun.	Apr. 17	at Portland	L 2-3	18,627	1-3-1	8	4	DAL: Ferreira (83) Shea (86); POR: Jewsbury (13) Cooper (35) Wallace (55)
Sat.	Apr. 23	at Vancouver	W 2-1	21,000	2-3-1	T5	7	DAL: John (53) Avila (83); VAN: Rochat (25)
Sun.	May 1	Los Angeles	W 2-1	21,867	3-3-1	T4	10	DAL: Castillo (47) Shea (88); LA: Donovan (51)
Sat.	May 7	at D.C. United	T 0-0	11,504	3-3-2	6	11	
Wed.	May 11	Toronto FC	W 1-0	8,145	4-3-2	T3	14	DAL: D. Hernandez (45)
Sat.	May 14	Philadelphia	W 2-0	12,109	5-3-2	2	17	DAL: Shea (29) Castillo (43)
Sun.	May 22	Real Salt Lake	T 0-0	10,550	5-3-3	2	18	
Wed.	May 25	at Seattle	W 1-0	36,026	6-3-3	2	21	DAL: Shea (18)
Sat.	May 28	at Houston	T 2-2	16,709	6-3-4	2	22	DAL: Jacobson (27) Ihemelu (70); HOU: Weaver (42) Clark (87)
Sat.	June 4	New England	W 1-0	10,363	7-3-4	2	25	DAL: Chavez (69)
Sun.	June 12	Sporting KC	L 1-4	10,450	7-4-4	2	25	DAL: Shea (32); KC: Zusi (28,55) Collin (49) Sassano (78)
Sat.	June 18	at Chivas USA	W 2-1	11,253	8-4-4	2	28	DAL: Shea (22) Goncalves (85); CHV: Lahoud (71)
Sat.	June 25	Portland	W 4-0	10,470	9-4-4	2	31	DAL: Loyd (34) John (39) Shea (58) Jackson (87)
Sat.	July 2	Columbus	W 2-0	20,704	10-4-4	2	34	DAL: Shea (58) Jackson (76)
Sat.	July 9	at Real Salt Lake	L 0-2	17,734	10-5-4	2	34	RSL: Williams (47) Espindola (90)
Sat.	July 16	D.C. United	T 0-0	10,802	10-5-5	3	35	
Wed.	July 20	at Toronto FC	W 1-0	21,087	11-5-5	T2	38	DAL: Shea (48)
Sat.	July 23	at New York	T 2-2	17,276	11-5-6	0	39	DAL: Chavez (51,78); NY: Agudelo (39) Henry (85)
Sun.	July 31	Chivas USA	W 1-0	10,023	12-5-6	2	42	DAL: Chavez (26)
Sat.	Aug. 6	at Los Angeles	L 1-3	21,546	12-6-6	2	42	DAL: Chavez (9); LA: Gonzalez (32) Juninho (62) Magee (81)
Sat.	Aug. 13	at Philadelphia	T 2-2	18,811	12-6-7	2	43	DAL: dos Santos (16) Shea (45); PHI: Le Toux (34,86)
Sat.	Aug. 20	Seattle	L 0-1	11,635	12-7-7	3	43	SEA: Rosales (16)
Sat.	Aug. 27	at Sporting KC	W 3-2	20,018	13-7-7	3	46	DAL: D. Hernandez (70) Santos (89) Warshaw (90); KC: Kamara (22) Bravo (68)
Sat.	Sept. 10	at New England	L 0-2	15,498	13-8-7	3	46	NE: Joseph (14) Lekic (85)
Sat.	Sept. 17	New York	L 0-1	17,019	13-9-7	4	46	NY: Rodgers (36)
Sat.	Sept. 24	Houston	L 0-1	10,849	13-10-7	4	46	HOU: Cameron (87)
Sat.	Oct. 1	at Colorado	L 0-1	13,920	13-11-7	4	46	COL: Moor (26)
Wed.	Oct. 12	at Chicago	W 2-1	10,362	14-11-7	0	49	DAL: Jackson (41) Cruz (53); CHI: Grazzini (86)
Sat.	Oct. 15	Vancouver	W 2-0	10,222	15-11-7	T3	52	DAL: Chavez (35) Shea (54)
Sat.	Oct. 22	at San Jose	L 2-4	10,744	15-12-7	4	52	DAL: John (45) Luna (90); SJ: Dawkins (26,38) Baca (27) Wondolowski (34)



FC DALLAS – GAME-BY-GAME LOG

Game #1	03/19/2011	DAL 1 vs CHI 1	T	Rodriguez 1 (Loyd 1)	18		
Game #2	03/26/2011	DAL 0 vs ST 2	L				
Game #3	04/01/2011	DAL 0 at CLB 2	L	Ihemelu 1 (Chavez 1)	26;	Ferreira 1 (Castillo 1)	40; Ferreira 2 (Avila 1, D. Hernandez 1)
Game #4	04/08/2011	DAL 3 vs COL 0	W	Ferreira 3 (Shea 1)	83;	Shea 1 (Ferreira 1)	86
Game #5	04/17/2011	DAL 2 at POR 3	L	John 1 (Jackson 1, Chavez 2)	53;	Avila 1 (Rodriguez 1, Benitez 1)	83
Game #6	04/23/2011	DAL 2 at VAN 1	W	Castillo 1 (Jacobson 1)	47;	Shea 2 (Loyd 2)	88
Game #7	05/01/2011	DAL 2 vs LA 1	W				
Game #8	05/07/2011	DAL 0 at DC 0	T				
Game #9	05/11/2011	DAL 1 vs TOR 0	W	D. Hernandez 1 (penalty kick)	48+		
Game #10	05/14/2011	DAL 2 vs PHI 0	W	Shea 3 (Castillo 2)	29;	Castillo 2 (Jackson 2, Chavez 3)	43
Game #11	05/22/2011	DAL 0 vs RSL 0	T				
Game #12	05/25/2011	DAL 1 at SEA 0	W				
Game #13	05/28/2011	DAL 2 at HOU 2	T				
Game #14	06/04/2011	DAL 1 vs NE 0	W	Shea 4 (Jacobson 2)	18		
Game #15	06/12/2011	DAL 1 vs KC 4	L	Jacobson 1 (unassisted)	27;	Ihemelu 2 (Chavez 4)	70
Game #16	06/18/2011	DAL 1 vs NE 0	L	Chavez 1 (Castillo 3)	69		
Game #17	06/25/2011	DAL 4 vs POR 0	W	Shea 5 (Ihemelu 1)	32		
Game #18	07/02/2011	DAL 2 vs CLB 0	W	Shea 6 (Jacobson 3)	22;	Jackson 1 (Jacobson 4)	85
Game #19	07/09/2011	DAL 0 at RSL 2	L	Loyd 1 (D. Hernandez 2)	34;	John 2 (D. Hernandez 3)	39;
Game #20	07/16/2011	DAL 0 vs DC 0	T	Shea 8 (unassisted)	58;	Jackson 3 (Jacobson 5)	76
Game #21	07/20/2011	DAL 1 at TOR 0	W				
Game #22	07/23/2011	DAL 2 at NY 2	T	Shea 9 (D. Hernandez 4)	48		
Game #23	07/31/2011	DAL 1 vs CHV 0	W	Chavez 2 (Villar 1, Guarda 1)	51;	Chavez 3 (John 1, Benitez 2)	78
Game #24	08/06/2011	DAL 1 at LA 3	L	Chavez 4 (Luna 1)	26		
Game #25	08/13/2011	DAL 2 at PHI 2	T	Chavez 5 (Maicon Santos 2, Loyd 3)	9		
Game #26	08/20/2011	DAL 0 vs SEA 1	L	Maicon Santos 7 (unassisted)	16;	Shea 10 (unassisted)	46+
Game #27	08/27/2011	DAL 3 at KC 2	W				
Game #28	09/10/2011	DAL 0 at NE 2	L	D. Hernandez 2 (unassisted)	70;	Maicon Santos 8 (Shea 2)	89;
Game #29	09/17/2011	DAL 0 vs NY 1	L				
Game #30	09/24/2011	DAL 0 vs HOU 1	L				
Game #31	10/01/2011	DAL 0 at COL 1	L				
Game #32	10/12/2011	DAL 2 at CHI 1	W	Jackson 4 (Ihemelu 2)	41;	Cruz 1 (Loyd 4, Villar 2)	53
Game #34	10/22/2011	DAL 2 at ST 4	L	John 3 (Stewart 1, Cruz 1)	46+;	Luna 1 (Guarda 2, Benitez 3)	90

## FC DALLAS – CUP COMPETITIONS – GAME-BY-GAME

#	Player	U.S. OPEN CUP				CONCACAF CHAMPIONS LEAGUE									
		R16 ORLC	QF RSL	SF DAL	FRD1 ALNZ	PRnd2 ALNZ	GrpC PUMA	GrpC TOR	GrpC TAUR	GrpC PUMA	GrpC TAUR	GrpC TOR			
1	Kevin Hartman	90G	90G	90G	90G	90G	90G	90G	90G	90G	90G	90G	90G		
2	Daniel Hernandez														
3	Ugo Ihemelu	90D	90D	90D	90M	90M	90M	90M	90M	90M	90M	90M	90M		
4	Andrew Jacobson	45M	90D	90D	19	90D	13	90D	90D	90M	90D	20	90D		
5	Jair Benitez	90M	90D	89D	90M	90D	67F	23M	90F	90F	90D	90F	90F		
6	Jackson Goncalves														
7	Milton Rodriguez	38													
7	Daniel Cruz				45M								45M		
8	Bruno Guarda	22	90M	90F	71M	90M	83M	63M	27	76M	85M	67M	45		
9	Maicon Santos												3		
10	David Ferreira														
11	Ricardo Villar	90M	64M	64M	75M	90M	77M	76M	90M	73M			45M		
12	Eric Avila														
13	Maykel Galindo														
14	George John				90D	90D	90D	90D	14	45	45F				
15	Fabian Castillo				1	90D	23	67	90D	90D	90D	90D	90D		
16	Bobby Warshaw	90M	90M	90D											
17	Jeremy Hall														
18	Marvin Chavez														
19	Zach Loyd	68D	45F	90M	90F	71F	90M	90F	89M	90D	90M	90M	69D		
20	Brek Shea	90M	68D	90M	90M	90D	90D	90M	90D	90D	90M	90M	90M		
21	Bryan Leyva												87M		
22	Josh Lambo														
23	Andrew Wiedeman	90D	22	90M	15	19	7	90D	1	5	90D	90D			
24	Eric Alexander	45	90M	1											
25	Jack Stewart														
28	Victor Ulloa														
29	Moises Hernandez														
30	Chris Seitz														
32	Jonathan Top														
34	Ruben Luna	52M			48								90M		
40	Richard Sanchez												21		
U.S. OPEN CUP															
R16	06/28/2011	DAL 3 at ORLC	2	W	Jackson (Villar) 39; Villar 50; Rodriguez 90+										
QF	07/12/2011	DAL 2 vs RSL	0	W	Benitez 18; Jackson (Alexander) 54										
SF	08/30/2011	DAL 0 at SEA	1	L											
CONCACAF CHAMPIONS LEAGUE															
PRnd1	07/28/2011	DAL 1 at ALINZA	0	W	Jackson (Villar) 70										
PRnd2	08/03/2011	DAL 1 vs ALINZA	0	W	Ihemelu (Villar) 36										
GrpC	08/17/2011	DAL 1 at PUMAS	0	W	Chavez 66										
GrpC	08/25/2011	DAL 1 at TOR	0	W	Stewart (Ihemelu) 45+										
GrpC	09/14/2011	DAL 1 vs TAURO	1	T	Cruz (Jackson) 1										
GrpC	09/21/2011	DAL 0 vs PUMAS	2	L											
GrpC	09/28/2011	DAL 3 at TAURO	5	L											
GrpC	10/18/2011	DAL 0 vs TOR	3	L	Benitez (penalty kick) 23; Luna (Jacobson) 85; Luna (penalty kick) 90+										

## 2011 RECORD

	<u>GP</u>	<u>W-L-T</u>	<u>PTS</u>	<u>GF</u>	<u>GA</u>
Dynamo	34	12-9-13	49	45	41

## RECORD at ROBERTSON STADIUM

	<u>GP</u>	<u>W-L-T</u>	<u>PTS</u>	<u>GF</u>	<u>GA</u>
	17	10-3-4	34	32	20

## RECORD on road

	<u>GP</u>	<u>W-L-T</u>	<u>PTS</u>	<u>GF</u>	<u>GA</u>
	17	2-6-9	15	13	21

## RECORD at the half

	<u>W</u>	<u>L</u>	<u>T</u>
LEADING	6	0	3
TIED	4	4	7
TRAILING	2	5	3

## RECORD with the first goal

	<u>W</u>	<u>L</u>	<u>T</u>
SCORING	9	1	4
CONCEDING	3	8	7

## TEAM COMPARISONS

	<u>FOR</u>	<u>AGAINST</u>
GOALS SCORED	1.32 (7th)	1.21 (7th)
TOTAL SHOTS	13.21 (5th)	11.65 (14th)
SHOTS ON GOAL	4.32 (8th)	4.21 (9th)
SHOOTING ACCURACY	32.7% (16th)	36.1% (15th)
SCORING %AGE	10.0% (9th)	10.4% (6th)
FOULS	11.65 (13th)	11.11 (15th)
CORNER KICKS	5.44 (2nd)	4.85 (8th)
OFFSIDE	2.79 (7th)	1.97 (15th)

## GOALS SCORED IN GAME

GP	0	1	2	3	4+	TOT	AVG
34	9	11	9	4	1	45	1.32

## GOALS ALLOWED IN GAME

GP	0	1	2	3	4+	TOT	AVG
34	6	17	9	2	0	41	1.21

## GOALS BY INTERVALS

	TOT	0-15	16-30	31-45+	46-60	61-75	76-90+
FOR	45	4	5	9	8	5	14
AGAINST	41	6	3	10	4	6	12

## WHERE THE GOALS COME FROM

	FOR	AGAINST
GOALS SCORED	45	41
MINUTES PER GOAL	68	75

## HOW SCORED

RIGHT FOOT	17	21
LEFT FOOT	16	15
HEADERS	11	5
OTHER	1	0

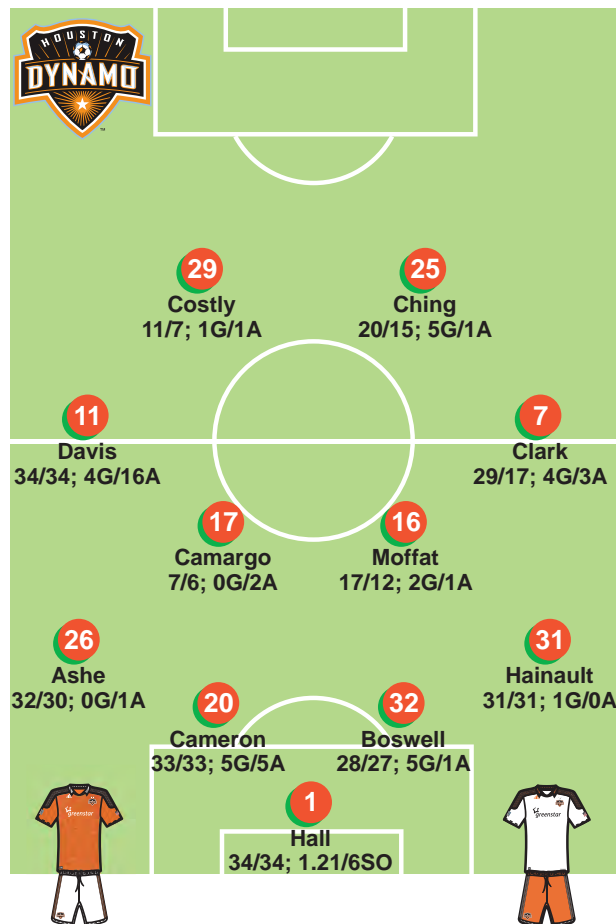
## TYPE OF PLAY

OPEN PLAY	15	21
CROSS	11	7
CORNER	9	3
REBOUND	1	3
PENALTIES	3	5
DIRECT FROM FREE KICK	1	2
FREE KICK (INDIRECT)	4	0
OWN GOALS	1	0

## DISTANCE

INSIDE GOAL AREA	13	10
INSIDE PENALTY AREA	26	26
OUTSIDE PENALTY AREA	6	5

## PRIMARY TEAM





# HOUSTON DYNAMO

No.	Player	Pos	Ht	Wt	Birthdate	Birthplace	2011				CAREER			
							GP	GS	G	A	GP	GS	G	A
1	<b>Tally Hall</b>	<b>GK</b>	6-4	205	05/12/1985	SeaTac, WA	34	34	0	1	39	39	0	1
<i>In his third MLS season. Played previously with Esbjerg in Denmark.</i>														
2	<b>Eddie Robinson</b>	<b>DF</b>	6-1	195	06/19/1978	Orlando, FL	2	2	0	0	166	154	9	10
<i>Second-round selection in 2001 SuperDraft by San Jose, he made move with club and is now in his 11th year.</i>														
3	<b>Calen Carr</b>	<b>FW</b>	6-0	150	10/04/1982	Oakland, CA	9	4	1	0	91	23	10	3
<i>Acquired after first week of 2011 season from Chicago Fire. In his sixth MLS season.</i>														
4	<b>Jermaine Taylor</b>	<b>DF</b>	5-10	180	01/14/1985	Portland, Jamaica	13	10	0	1	13	10	0	1
<i>Jamaican international signed before the start of the season. Played for Harbour View FC in his homeland.</i>														
5	<b>Danny Cruz</b>	<b>MF</b>	5-8	170	01/03/1990	Petersburg, VA	20	13	2	3	51	27	4	5
<i>Third-round selection in 2009 SuperDraft out of University of Nevada-Las Vegas. U.S. youth international.</i>														
7	<b>Colin Clark</b>	<b>MF</b>	6-0	180	04/11/1984	Fort Collins, CO	29	17	4	3	113	87	14	13
<i>Acquired from Colorado late in 2010. In seventh MLS season.</i>														
8	<b>Kofi Sarkodie</b>	<b>DF</b>	5-8	165	03/22/1991	Huber Heights, OH	7	7	0	0	7	7	0	0
<i>Seventh selection overall in 2011 SuperDraft out of University of Akron.</i>														
9	<b>Jason Garey</b>	<b>FW</b>	6-0	185	07/19/1984	Baton Rouge, LA	10	2	0	0	93	42	15	6
<i>Acquired in offseason from Columbus Crew. Now in his sixth MLS season.</i>														
10	<b>Je-Vaughn Watson</b>	<b>MF</b>	6-1	175	10/22/1983	St. Catherine, Jamaica	22	11	1	2	22	11	1	2
<i>Jamaican international midfielder signed just before the start of the 2011 season.</i>														
11	<b>Brad Davis</b>	<b>MF</b>	5-11	175	11/08/1981	St. Charles, MO	34	34	4	16	256	218	35	80
<i>Led MLS with 16 assists this season. Tied for MLS assist lead in 2009. In 10th MLS season, sixth with Houston.</i>														
12	<b>Will Bruin</b>	<b>FW</b>	6-2	194	10/24/1989	St. Louis, MO	25	21	5	1	25	21	5	1
<i>No. 11 selection in 2011 SuperDraft out of Indiana University. Tied for lead among rookies with five goals.</i>														
13	<b>Francisco Navas Cobo</b>	<b>MF</b>	5-10	150	11/17/1991	Houston, TX	0	0	0	0	1	0	0	0
<i>Home Grown Player now in his second season with the club.</i>														
15	<b>Cam Weaver</b>	<b>FW</b>	6-4	195	06/10/1983	Tacoma, WA	28	16	4	1	59	34	11	5
<i>In his third MLS season; acquired from San Jose in 2009. Played two years in Norway.</i>														
16	<b>Adam Moffat</b>	<b>MF</b>	6-0	175	05/15/1986	Glasgow, Scotland	17	12	2	1	61	48	7	2
<i>Acquired from Portland Timbers in July. In his fifth MLS season; selected from Columbus in expansion draft.</i>														
17	<b>Luiz Camargo</b>	<b>MF</b>	5-8	172	05/04/1987	Vinhedo, Sao Paulo, Brazil	7	6	0	2	7	6	0	2
<i>Signed in August from Paraná Clube in Brazil.</i>														
18	<b>Josue Soto</b>	<b>MF</b>	5-9	160	01/03/1989	Fort Worth, TX	0	0	0	0	0	0	0	0
<i>Mexican native signed as Home Grown Player before start of season. Played collegiately at Campbell and SMU</i>														
19	<b>Alex Dixon</b>	<b>MF</b>	5-8	150	02/07/1990	Bay City, TX	7	0	1	0	7	0	1	0
<i>Signed as Home Grown Player before start of season after three years at University of North Carolina.</i>														
20	<b>Geoff Cameron</b>	<b>MF</b>	6-3	185	07/11/1985	Attleboro, MA	33	33	5	5	101	85	11	13
<i>Third-round selection in 2008 SuperDraft out of University of Rhode Island. 2009 Defender of the Year finalist.</i>														
21	<b>Hunter Freeman</b>	<b>DF</b>	5-11	175	01/08/1985	Tyler, TX	23	22	1	2	107	92	2	6
<i>Returned to MLS in offseason after two years with IK Start in Norway. Played four seasons in MLS previously.</i>														
24	<b>Tyler Deric</b>	<b>GK</b>	6-3	195	08/30/1988	Houston, TX	0	0	0	0	2	2	0	0
<i>Signed as first Home Grown Player in Dynamo club history in 2009.</i>														
25	<b>Brian Ching</b>	<b>FW</b>	6-1	195	05/24/1978	Haleiwa, HI	20	15	5	1	189	157	77	28
<i>MLS Cup 2006 MVP. Named to 2004 MLS Best XI. U.S. international. Club's all-time leading scorer.</i>														
26	<b>Corey Ashe</b>	<b>MF</b>	5-5	154	03/14/1986	Orange County, CA	32	30	0	0	130	76	1	11
<i>In his fifth MLS season, out of the University of North Carolina.</i>														
28	<b>Evan Newton</b>	<b>GK</b>	6-2	185	04/01/1988	Virginia Beach, VA	0	0	0	0	0	0	0	0
<i>First-round selection in 2011 Supplemental Draft out of Old Dominion University</i>														
29	<b>Carlo Costly</b>	<b>FW</b>	6-2	187	07/18/1982	San Pedro Sula, Honduras	11	7	1	1	11	7	1	1
<i>Honduran International signed in August. Last with Atlas of Guadalajara in Mexico.</i>														
31	<b>Andre Hainault</b>	<b>DF</b>	6-0	180	06/17/1986	Montreal, Quebec, Canada	31	31	1	0	79	76	4	3
<i>Canadian international in his third MLS season. Also played for FK SIAD Most and Sparta Praha in Czech Rep.</i>														
32	<b>Bobby Boswell</b>	<b>DF</b>	6-2	185	03/15/1983	Austin, TX	28	27	5	1	192	189	11	7
<i>In his seventh MLS season, his fourth with Houston. 2006 MLS Defender of the Year and Best XI honoree.</i>														

HEAD COACH : Dominic Kinnear

07/26/1967

W99 L67 T81

HOUSTON DYNAMO PLAYOFF HISTORY

vs. Team	No. of Series		Series					Last		Round	Series Result
	Series	W-L	GP	W-L-T	OT	ShO	GF	GA	Mtg.		
Colorado	1	1-0	1	1-0-0	0-0-0	0-0	3	1	2006	Semifinals	Won 1 games to 0
FC Dallas	1	1-0	2	1-1-0	1-0-0	0-0	4	2	2007	Quarterfinals	Won Series Tie-Breaker
Kansas City	1	1-0	1	1-0-0	0-0-0	0-0	2	0	2007	Semifinals	Won 1 games to 0
Los Angeles	1	0-1	1	0-1-0	0-1-0	0-0	0	2	2009	Semifinals	Lost 1 games to 0
New England	2	2-0	2	2-0-0	1-0-0	1-0	3	2	2007	MLS Cup '07	Won MLS Cup '07
New York	1	0-1	2	0-1-1	0-0-0	0-0	1	4	2008	Quarterfinals	Lost 1 games to 0
Chivas USA	1	1-0	2	1-1-0	0-0-0	0-0	3	2	2006	Quarterfinals	Won Series Tie-Breaker
Seattle	1	1-0	2	1-0-1	1-0-0	0-0	1	0	2009	Quarterfinals	Won 1 games to 0
<b>TOTALS</b>	<b>9</b>	<b>7-2</b>	<b>13</b>	<b>7-4-2</b>	<b>3-1-0</b>	<b>1-0</b>	<b>17</b>	<b>13</b>			

HOUSTON DYNAMO – ALL-TIME POSTSEASON RESULTS

DATE	OPPONENT	RESULT	ATT.	W-L-T	RD.	GOALS:
10/22/2006	at Chivas USA	L 1-2	15,110	0-1-0	QTR	HOU: Ching (75); CHV: Razov (45) Palencia (68)
10/29/2006	Chivas USA	W 2-0	17,440	1-1-0	QTR	HOU: Davis (64) Ching (90)
11/05/2006	Colorado	W 3-1	23,107	2-1-0	SEM	HOU: Dalglish (10,21) Mullan (71); COL: Kirovski (4)
11/12/2006	at New England	W 1-1 (OT)	22,427	3-1-0	FIN	HOU: Ching (114); NE: Twellman (113)
10/27/2007	at FC Dallas	L 0-1	12,537	0-1-0	QTR	DAL: Goodson (23)
11/02/2007	FC Dallas	W 4-1 (OT)	30,088	1-1-0	QTR	HOU: Holden (66) Ching (72,97) Davis (100); DAL: Ruiz (14)
11/10/2007	Kansas City	W 2-0	30,972	2-1-0	SEM	HOU: Jaqua (35) De Rosario (81)
11/18/2007	at New England	W 2-1	39,859	3-1-0	FIN	HOU: Ngwenya (61) De Rosario (74); NE: Twellman (20)
11/01/2008	at New York	T 1-1	11,578	0-0-1	QTR	HOU: Kamara (85); NY: Angel (48)
11/09/2008	New York	L 0-3	30,053	0-1-1	QTR	NY: Richards (25) Angel (36) Wolyniec (81)
10/29/2009	at Seattle	T 0-0	35,807	0-0-1	QTR	
11/08/2009	Seattle	W 1-0 (OT)	27,465	1-0-1	QTR	HOU: Ching (96)
11/13/2009	at Los Angeles	L 0-2 (OT)	25,373	1-1-1	SEM	LA: Berhalter (103) Donovan (109)

CAREER POSTSEASON STATISTICS FOR CURRENT HOUSTON DYNAMO PLAYERS

UNF	POS	PLAYER	GP	GS	MIN	G	A	SHT	SOG	PKG	PKA	SKG	SKA	FC	FS	OFF	CK	C	E
26	F-M	Corey Ashe	3	0	105	0	0	1	0	0	0	0	0	0	2	0	0	0	0
32	D	Bobby Boswell	10	9	924	0	0	1	0	0	0	0	0	10	7	0	0	1	0
20	M	Geoff Cameron	4	3	337	0	0	3	0	0	0	0	0	8	5	0	0	1	0
3	F	Calen Carr	5	1	134	0	2	6	3	0	0	0	0	7	2	0	0	0	0
25	F	Brian Ching	18	16	1530	7	1	43	25	0	0	1	1	30	37	17	1	0	0
7	F	Colin Clark	1	0	8	0	0	0	0	0	0	0	0	1	0	0	0	0	0
11	M	Brad Davis	13	12	1158	2	3	25	10	1	1	0	1	16	22	3	49	1	0
21	D	Hunter Freeman	2	2	180	0	0	2	1	0	0	0	0	0	2	0	6	0	0
9	F	Jason Garey	4	0	96	0	0	1	1	0	0	1	1	1	0	0	0	0	0
31	D	Andre Hainault	3	3	330	0	0	3	1	0	0	0	0	5	3	0	0	0	0
2	M-D	Eddie Robinson	19	17	1648	0	1	14	2	0	0	0	0	34	26	1	0	5	0
15	F	Cam Weaver	2	0	16	0	0	0	0	0	0	0	0	1	1	1	0	0	0



ALL-TIME HOUSTON DYNAMO  
POSTSEASON STATISTICS (6-4-3, 21 PTS.)

PLAYER	GP	GS	MIN	G	A
Brian Ching	12	12	1164	6	1
Dwayne De Rosario	10	10	948	2	4
Brad Davis	13	12	1158	2	3
Paul Dalglish	4	4	307	2	0
Brian Mullan	13	13	1219	1	3
Joseph Ngwenya	4	2	229	1	2
Stuart Holden	11	4	542	1	1
Nate Jaqua	6	4	363	1	0
Kei Kamara	2	1	78	1	0
Craig Waibel	8	8	663	0	3
Ricardo Clark	8	8	780	0	1
Ryan Cochrane	7	5	538	0	1
Alejandro Moreno	4	0	83	0	1
Richard Mulrooney	6	6	570	0	1
Eddie Robinson	11	10	984	0	1
Corey Ashe	3	0	105	0	0
Wade Barrett	11	11	1035	0	0
Bobby Boswell	5	5	510	0	0
Geoff Cameron	4	3	337	0	0
Mike Chabala	2	2	210	0	0
Kelly Gray	1	0	18	0	0
Andrew Hainault	3	3	330	0	0
Luis Angel Landin	3	0	98	0	0
Dominic Oduro	3	3	232	0	0
Pat Onstad	13	13	1290	0	0
Adrian Serioux	4	4	383	0	0
Cam Weaver	2	0	16	0	0
Team totals	13	13	1290	17	22
Opponent totals	13	13	1290	13	9

DYNAMO INDIVIDUAL GOALKEEPING

GOALKEEPER	GP	GS	SV	GA	GAA	SO
Pat Onstad	13	13	32	13	0.91	4
Team totals	13	13	32	13	0.91	4
Opponent totals	13	13	57	17	1.19	4

## HOUSTON DYNAMO INDIVIDUAL HIGH GAMES (2011)

<b>Goals</b>				
3	Will Bruin	04/29/2011	vs. DC	W 4-1
<b>Assists</b>				
3	Brad Davis	04/10/2011	vs. VAN	W 3-1
<b>Shots</b>				
8	Will Bruin	04/17/2011	vs. NE	W 1-0
8	Geoff Cameron	08/06/2011	at PHI	T 1-1
<b>Shots on Goal</b>				
4	Brian Ching	08/20/2011	vs. RSL	W 3-2
4	Brad Davis	08/27/2011	at VAN	L 0-1
<b>Fouls Committed</b>				
5	Bobby Boswell	08/27/2011	at VAN	L 0-1
5	Calen Carr	10/14/2011	at POR	W 2-0
<b>Fouls Suffered</b>				
5	Geoff Cameron	03/19/2011	vs. PHI	L 0-1
<b>Offside</b>				
4	Brian Ching	08/06/2011	at PHI	T 1-1
4	Brian Ching	10/23/2011	vs. LA	W 3-1
<b>Saves</b>				
8	Tally Hall	04/02/2011	at NY	T 1-1
<b>Shots Faced</b>				
9	Tally Hall	04/02/2011	at NY	T 1-1
<b>Goals Allowed</b>				
3	Tally Hall	07/23/2011	at CHV	L 0-3
3	Tally Hall	09/10/2011	at KC	L 0-3

## HOUSTON DYNAMO INDIVIDUAL POSTSEASON HIGH GAMES (2006-2009)

<b>Goals</b>				
2	Paul Dalglish	11/05/2006	vs. COL	W 3-1
2	Brian Ching	11/02/2007	vs. DAL	W 4-1
<b>Assists</b>				
2	Brad Davis	11/05/2006	vs. COL	W 3-1
2	Joseph Ngwenya	11/02/2007	vs. DAL	W 4-1
<b>Shots</b>				
6	Dwayne De Rosario	10/27/2007	at DAL	L 0-1
6	Brian Ching	11/02/2007	vs. DAL	W 4-1
<b>Shots on Goal</b>				
4	Brian Ching	11/02/2007	vs. DAL	W 4-1
<b>Fouls Committed</b>				
6	Brad Davis	11/12/2006	at NE	W 1-1
6	Dwayne De Rosario	11/01/2008	at NY	T 1-1
<b>Fouls Suffered</b>				
8	Dwayne De Rosario	10/29/2006	vs. CHV	W 2-0
<b>Offside</b>				
4	Brian Ching	11/12/2006	at NE	W 1-1
<b>Saves</b>				
7	Pat Onstad	11/18/2007	at NE	W 2-1
<b>Shots Faced</b>				
8	Pat Onstad	11/18/2007	at NE	W 2-1
<b>Goals Allowed</b>				
3	Pat Onstad	11/09/2008	vs. NY	L 0-3

## TEAM HIGH GAMES (2011)

<b>Goals</b>				
4	04/29/2011	vs. DC	W	4-1
<b>Assists</b>				
5	04/10/2011	vs. VAN	W	3-1
5	04/29/2011	vs. DC	W	4-1
<b>Shots</b>				
27	04/17/2011	vs. NE	W	1-0
<b>Shots on Goal</b>				
10	08/20/2011	vs. RSL	W	3-2
<b>Fouls Committed</b>				
20	10/14/2011	at POR	W	2-0
<b>Fouls Suffered</b>				
16	07/16/2011	vs. KC	T	1-1
16	09/17/2011	vs. SJ	W	2-1
<b>Corner Kicks</b>				
12	04/17/2011	vs. NE	W	1-0
12	08/17/2011	at NE	T	1-1
<b>Offside</b>				
9	08/17/2011	at NE	T	1-1
<b>Saves</b>				
8	04/02/2011	at NY	T	1-1
<b>Shots Faced</b>				
9	04/02/2011	at NY	T	1-1
<b>Goals Allowed</b>				
3	07/23/2011	at CHV	L	0-3
3	09/10/2011	at KC	L	0-3

## TEAM POSTSEASON HIGH GAMES (2006-2009)

<b>Goals</b>				
4	11/02/2007	vs. DAL	W	4-1
<b>Assists</b>				
6	11/05/2006	vs. COL	W	3-1
<b>Shots</b>				
24	11/02/2007	vs. DAL	W	4-1
<b>Shots on Goal</b>				
13	11/02/2007	vs. DAL	W	4-1
<b>Fouls Committed</b>				
24	11/12/2006	at NE	W	1-1
<b>Fouls Suffered</b>				
23	10/22/2006	at CHV	L	1-2
23	10/27/2007	at DAL	L	0-1
23	11/02/2007	vs. DAL	W	4-1
<b>Corner Kicks</b>				
10	10/29/2006	vs. CHV	W	2-0
10	11/12/2006	at NE	W	1-1
<b>Offside</b>				
8	11/02/2007	vs. DAL	W	4-1
<b>Saves</b>				
7	11/18/2007	at NE	W	2-1
<b>Shots Faced</b>				
8	11/18/2007	at NE	W	2-1
<b>Goals Allowed</b>				
3	11/09/2008	vs. NY	L	0-3

## TEAM LOW GAMES (2011)

<b>Shots</b>				
3	07/03/2011	at COL	T	0-0
<b>Shots on Goal</b>				
0	07/03/2011	at COL	T	0-0
0	09/10/2011	at KC	L	0-3
<b>Fouls Committed</b>				
4	06/18/2011	vs. CLB	L	0-2
<b>Fouls Suffered</b>				
3	07/03/2011	at COL	T	0-0
<b>Corner Kicks</b>				
1	03/25/2011	at SEA	T	1-1
1	05/07/2011	at TOR	L	1-2
1	10/23/2011	vs. LA	W	3-1
<b>Offside</b>				
0	04/29/2011	vs. DC	W	4-1
0	05/07/2011	at TOR	L	1-2
0	06/18/2011	vs. CLB	L	0-2
0	06/25/2011	at DC	T	2-2
<b>Saves</b>				
0	07/09/2011	vs. TOR	W	2-0
0	10/23/2011	vs. LA	W	3-1
<b>Shots Faced</b>				
0	07/09/2011	vs. TOR	W	2-0

## TEAM POSTSEASON LOW GAMES (2006-2009)

<b>Shots</b>				
6	11/05/2006	vs. COL	W	3-1
<b>Shots on Goal</b>				
3	11/01/2008	at NY	T	1-1
<b>Fouls Committed</b>				
8	10/27/2007	at DAL	L	0-1
<b>Fouls Suffered</b>				
4	10/29/2009	at SEA	T	0-0
<b>Corner Kicks</b>				
2	11/01/2008	at NY	T	1-1
<b>Offside</b>				
0	10/29/2006	vs. CHV	W	2-0
<b>Saves</b>				
0	11/10/2007	vs. KC	W	2-0
<b>Shots Faced</b>				
0	11/10/2007	vs. KC	W	2-0

2011 HOUSTON DYNAMO STATISTICS (12-9-13, 49 pts.)

UNF	POS	PLAYER	GP	GS	MIN	G	A	SHT	SOG	FC	FS	OFF	CK	C	E
20	M	Geoff Cameron	33	33	2970	5	5	63	18	29	36	11	0	2	0
32	D	Bobby Boswell	28	27	2460	5	1	22	10	20	18	1	0	7	0
12	F	Will Bruin	25	21	1693	5	1	54	23	18	18	9	0	1	0
25	F	Brian Ching	20	15	1242	5	1	31	14	12	25	21	0	0	1
11	M	Brad Davis	34	34	2892	4	16	49	15	38	33	2	172	5	0
7	M	Colin Clark	29	17	1486	4	3	30	10	18	12	2	5	1	1
15	F	Cam Weaver	28	16	1611	4	1	30	11	47	29	15	0	3	0
5	M	Danny Cruz	20	13	1152	2	3	25	8	19	19	1	1	5	0
16	M	Adam Moffat (TOT)	17	12	1203	2	1	21	8	13	11	0	0	4	1
16	M	Adam Moffat (HOU)	13	12	1103	2	1	21	8	12	8	0	0	3	1
21	D	Hunter Freeman	23	22	1909	1	2	4	1	17	21	1	0	3	0
10	M	Je-Vaughn Watson	22	11	1163	1	2	12	4	28	10	3	5	4	1
29	F	Carlo Costly	11	7	576	1	1	22	3	8	10	16	0	1	1
3	F	Calen Carr (TOT)	9	4	380	1	0	9	3	11	6	2	0	0	0
3	F	Calen Carr (HOU)	9	4	380	1	0	9	3	11	6	2	0	0	0
19	M	Alex Dixon	7	0	84	1	0	2	2	1	0	0	0	0	0
31	D	Andre Hainault	31	31	2790	1	0	9	1	44	24	1	0	0	0
27	F	Koke	7	2	233	1	0	7	4	3	3	2	0	0	0
22	M	*Lovel Palmer	19	16	1450	1	0	33	7	19	11	0	0	4	1
17	M	Luiz Camargo	7	6	515	0	2	3	2	10	9	3	0	0	0
1	G	Tally Hall	34	34	3060	0	1	0	0	1	4	0	0	1	0
4	D	Jermaine Taylor	13	10	925	0	1	5	0	9	1	0	0	2	0
26	M	Corey Ashe	32	30	2617	0	0	9	1	13	34	2	2	2	0
17	D	*Mike Chabala	7	2	266	0	0	1	1	4	1	1	0	1	0
9	F	Jason Garey	10	2	164	0	0	4	1	4	1	2	0	0	0
23	F	*Dominic Oduro	1	0	29	0	0	2	0	0	0	0	0	0	0
2	D	Eddie Robinson	2	2	146	0	0	0	0	1	4	0	0	0	0
8	D	Kofi Sarkodie	7	7	582	0	0	2	0	10	6	0	0	2	1
24	G	Tyler Deric	0	0	0	0	0	0	0	0	0	0	0	0	0
13	M	Francisco Navas Cobo	0	0	0	0	0	0	0	0	0	0	0	0	0
28	G	Evan Newton	0	0	0	0	0	0	0	0	0	0	0	0	0
18	M	Josue Soto	0	0	0	0	0	0	0	0	0	0	0	0	0
		Own-goals received				1									
		Team totals	34	34	3060	45	41	449	147	396	378	95	185	47	7
		Opponent totals	34	34	3060	41	36	396	143	378	396	67	165	40	3

GAME-WINNING GOALS: Brian Ching 2, Will Bruin 2, Bobby Boswell 2, Andre Hainault 1

Hunter Freeman 1, Alex Dixon 1, Danny Cruz 1, Geoff Cameron 1

GAME-WINNING ASSISTS: Brad Davis 6, Danny Cruz 2, Geoff Cameron 2, Colin Clark 1, Brian Ching 1  
Luiz Camargo 1

PENALTY KICK GOALS/ATTEMPTS: Brad Davis 3-3

HOUSTON DYNAMO INDIVIDUAL GOALKEEPING

UNF	POS	GOALKEEPER	GP	GS	MIN	SHTS	SV	GA	GAA	PG	PA	W	L	T	SO
1	G	Tally Hall	34	34	3060	143	99	41	1.21	5	5	12	9	13	6
		Team totals	34	34	3060	143	99	41	1.21	5	5	12	9	13	6
		Opponent totals	34	34	3060	147	99	45	1.32	3	3	9	12	13	9

\* = Played with other teams in 2011. Only Houston Dynamo statistics listed here.

## HOUSTON DYNAMO 2011 SCHEDULE

DAY	DATE	OPPONENT	RESULT	ATT.	W-L-T	POS.	PTS	GOALS:
Sat.	Mar. 19	Philadelphia	L 0-1	19,385	0-1-0	T6	0	PHI: Califf (5)
Fri.	Mar. 25	at Seattle	T 1-1	36,204	0-1-1	0	1	HOU: Cameron (42); SEA: Zakuani (80)
Sat.	Apr. 2	at New York	T 1-1	13,664	0-1-2	9	2	HOU: Weaver (50); NY: Richards (47)
Sun.	Apr. 10	Vancouver	W 3-1	12,047	1-1-2	T3	5	HOU: Weaver (37) Boswell (42) Bruin (76); VAN: Camilo (38)
Sun.	Apr. 17	New England	W 1-0	15,176	2-1-2	T2	8	HOU: Freeman (86)
Sat.	Apr. 23	at Chicago	T 1-1	12,473	2-1-3	T3	9	HOU: Boswell (83); CHI: Chaves (18)
Fri.	Apr. 29	D.C. United	W 4-1	20,577	3-1-3	1	12	HOU: Bruin (4,41,57) Weaver (62); DC: Burch (39)
Wed.	May 4	Colorado	L 1-2	13,206	3-2-3	T3	12	HOU: Clark (71); COL: Smith (74) Palguta (84)
Sat.	May 7	at Toronto FC	L 1-2	20,259	3-3-3	4	12	HOU: Palmer (87); TOR: Plata (50) dos Santos (81)
Sat.	May 14	at Real Salt Lake	T 0-0	16,301	3-3-4	T3	13	
Sat.	May 21	New York	T 2-2	25,314	3-3-5	3	14	HOU: Davis (12) Koke (82); NY: Richards (1) Ballouchy (90)
Wed.	May 25	at Los Angeles	L 0-1	14,458	3-4-5	3	14	LA: Donovan (45)
Sat.	May 28	FC Dallas	T 2-2	16,709	3-4-6	3	15	HOU: Weaver (42) Clark (87); DAL: Jacobson (27) Ihemelu (70)
Sat.	June 4	at San Jose	L 0-2	9,270	3-5-6	T4	15	SJ: Lenhart (69) Dawkins (90)
Sat.	June 11	Chivas USA	W 2-1	19,333	4-5-6	T3	18	HOU: Cameron (29) own goal (55); CHV: Mondaini (7)
Sat.	June 18	Columbus	L 0-2	13,039	4-6-6	4	18	CLB: Mendoza (41) Anor (77)
Sat.	June 25	at D.C. United	T 2-2	15,734	4-6-7	0	19	HOU: Davis (41) Ching (89); DC: Pontius (31) Davies (73)
Sun.	July 3	at Colorado	T 0-0	18,203	4-6-8	0	20	
Sat.	July 9	Toronto FC	W 2-0	19,085	5-6-8	4	23	HOU: Cruz (50) Cameron (81)
Sat.	July 16	Sporting KC	T 1-1	12,047	5-6-9	4	24	HOU: Davis (8); KC: Collin (90)
Sat.	July 23	at Chivas USA	L 0-3	11,013	5-7-9	5	24	CHV: Braun (31,40,86)
Sat.	July 30	Seattle	W 3-1	18,465	6-7-9	T4	27	HOU: Clark (7) Ching (23,70); SEA: Fernandez (37)
Sat.	Aug. 6	at Philadelphia	T 1-1	18,524	6-7-10	5	28	HOU: Cameron (84); PHI: McInerney (15)
Sun.	Aug. 14	Portland	W 2-1	14,475	7-7-10	T3	31	HOU: Moffat (17) Ching (27); POR: Jewsbury (56)
Wed.	Aug. 17	at New England	T 1-1	10,963	7-7-11	4	32	HOU: Boswell (90); NE: Cochrane (4)
Sat.	Aug. 20	Real Salt Lake	W 3-2	16,247	8-7-11	2	35	HOU: Ching (47) Boswell (69) Dixon (90); RSL: Espindola (28) Gil (60)
Sat.	Aug. 27	at Vancouver	L 0-1	20,226	8-8-11	3	35	VAN: Salinas (86)
Sat.	Sept. 10	at Sporting KC	L 0-3	14,791	8-9-11	4	35	KC: Bunbury (9,73) Sapong (79)
Wed.	Sept. 14	at Columbus	T 2-2	10,709	8-9-12	0	36	HOU: Watson (34) Carr (86); CLB: Mendoza (64,76)
Sat.	Sept. 17	San Jose	W 2-1	18,129	9-9-12	T3	39	HOU: Davis (47) Bruin (79); SJ: Stephenson (40)
Sat.	Sept. 24	at FC Dallas	W 1-0	10,849	10-9-12	1	42	HOU: Cameron (87)
Sat.	Oct. 1	Chicago	T 1-1	17,544	10-9-13	T2	43	HOU: Clark (33); CHI: Oduro (43)
Fri.	Oct. 14	at Portland	W 2-0	20,323	11-9-13	2	46	HOU: Hainault (36) Cruz (59)
Sun.	Oct. 23	Los Angeles	W 3-1	30,018	12-9-13	2	49	HOU: Moffat (27) Boswell (48) Costly (74); LA: McBean (88)

## HOUSTON DYNAMO – GAME-BY-GAME

#	Player	1	2	3	4	5	6	7	8	9	10	11	12	13	14	15	16	17	18	19	20	21	22	23	24	25	26	27	28	29	30	31	32	33	34	
1	Tally Hall	PHI	SEA	NY	VAN	NE	CHI	DC	COL	TOR	RSL	NY	LA	DAL	SJ	CHV	CLB	DC	COL	TOR	KC	CHV	SEA	PHI	POR	NE	RSL	VAN	KC	CLB	SJ	DAL	CHI	POR	LA	
2	Eddie Robinson	0-1	1-1	1-1	3-1	1-0	1-1	4-1	1-2	1-2	0-0	2-2	0-1	2-2	0-2	2-1	0-2	2-2	0-0	2-0	1-1	0-3	3-1	1-1	2-1	1-1	3-2	0-1	0-3	2-2	2-1	1-0	1-1	2-0	3-1	
3	Calen Carr	90G	90G	90G	90G	90G	90G	90G	90G	90G	90G	90G	90G	90G	90G	90G	90G	90G	90G	90G	90G	90G	90G	90G	90G	90G	90G	90G	90G	90G	90G	90G	90G	90G	90G	
4	Jermaine Taylor	90D												84D																						
5	Danny Cruz	19	5	82M	90M	75M	67M							71M	34	28	90M	67M	90M	79M	67M															
7	Colin Clark	90D			1	15	23	72M	90M	15	67M	69M	90M	24	90M	83M	62M	45	23	25	51M															
8	Kofi Sarkodie	90D												72D																						
9	Jason Garey	57F	45F		6	2	2	12	18	90M	90M	23	21	29	66M																					
10	Je-Vaughn Watson	90M	90M	90M	89M	90M	90M	90M	90M	90M	86M	61M	90M	90M	90M	45M	90M	65M	61M	90M	90M	80M	80M	90M	90M	90M	90M	90M	81M	90M	81M	90M	74M	90M		
11	Brad Davis	61F	75F	73F	90F	88F	88F	81F	77F	28	69F	75F	90F	75F	87F	90F	76F	90F	61F	90F																
12	Will Bruin																																			
13	Francisco Navas Cobo																																			
14	Jordan Graye																																			
15	Cam Weaver																																			
16	Adam Moffat																																			
17	Mike Chabala																																			
17	Luitz Camargo																																			
18	Tosue Soto																																			
19	Alex Dixon																																			
20	Geoff Cameron																																			
21	Hunter Freeman																																			
22	Lovel Palmer	90M	90M	90M	90M	90M	90M	90M	90M	90M	90M	90M	90M	90M	90M	90M	90M	90M	90M	90M	90M	90M	90M	90M	90M	90M	90M	90M	90M	90M	90M	90M	90M	90M	90M	90M
23	Dominic Oduro																																			
24	Tyler Deric																																			
25	Brian Ching																																			
26	Corey Ashe	90M	85M	90D	90D	90D	90D	90D	90D	90D	90D	90D	90D	90D	90D	90D	90D	90D	90D	90D	90D	90D	90D	90D	90D	90D	90D	90D	90D	90D	90D	90D	90D	90D	90D	90D
27	Koke																																			
28	Evan Newton																																			
29	Carlo Costly																																			
31	Andre Hainault	90D	90D	90D	90D	90D	90D	90D	90D	90D	90D	90D	90D	90D	90D	90D	90D	90D	90D	90D	90D	90D	90D	90D	90D	90D	90D	90D	90D	90D	90D	90D	90D	90D	90D	90D
32	Bobby Boswell	90D	90D	90D	90D	90D	90D	90D	90D	90D	90D	90D	90D	90D	90D	90D	90D	90D	90D	90D	90D	90D	90D	90D	90D	90D	90D	90D	90D	90D	90D	90D	90D	90D	90D	90D

"00" = 100 minutes played  
 F/M/D/G = starting position

HOUSTON DYNAMO – GAME-BY-GAME LOG

Game #	Date	Opponent	Result	Goals
Game #1	03/19/2011	HOU 0 vs PHI 1	L	Cameron 1 (unassisted) 42
Game #2	03/25/2011	HOU 1 at SEA 1	T	Weaver 1 (Bruin 1, Hall 1) 50
Game #3	04/02/2011	HOU 1 at NY 1	T	Weaver 2 (Boswell 1, Davis 1) 37; Boswell 1 (Cruz 1, Davis 2) 42; Bruin 1 (Davis 3) 76
Game #4	04/10/2011	HOU 3 vs VAN 1	W	Freeman 1 (unassisted) 86
Game #5	04/17/2011	HOU 1 vs NE 0	W	Boswell 1 2 (Davis 4) 83
Game #6	04/23/2011	HOU 1 at CHI 1	T	Bruin 2 (Cameron 1) 4; Bruin 3 (Davis 5, Cameron 2) 41; Bruin 4 (Davis 6) 57; Weaver 3 (Freeman 1) 62
Game #7	04/29/2011	HOU 4 vs DC 1	W	Clark 1 (Watson 1) 71
Game #8	05/04/2011	HOU 1 vs COL 2	L	Palmer 1 (Watson 2) 87
Game #9	05/07/2011	HOU 1 at TOR 2	T	Davis 1 (penalty kick) 12; Koke 1 (unassisted) 82
Game #10	05/14/2011	HOU 0 at RSL 0	T	
Game #11	05/21/2011	HOU 2 vs NY 2	T	Weaver 4 (Davis 7) 42, Clark 2 (Davis 8, Weaver 1) 87
Game #12	05/25/2011	HOU 2 vs NY 2	T	
Game #13	05/28/2011	HOU 2 vs DAL 2	T	Cameron 2 (Davis 9) 29; own goal (Pearce) 55
Game #14	06/04/2011	HOU 0 at SJ 2	L	
Game #15	06/11/2011	HOU 2 vs CHV 1	W	Davis 2 (penalty kick) 41; Ching 1 (Clark 1, Cameron 3) 89
Game #16	06/18/2011	HOU 0 vs CLB 2	L	
Game #17	06/25/2011	HOU 2 at DC 2	T	
Game #18	07/03/2011	HOU 0 at COL 0	T	
Game #19	07/09/2011	HOU 2 vs TOR 0	W	Cruz 1 (Ching 1) 50; Cameron 3 (unassisted) 81
Game #20	07/16/2011	HOU 1 vs KC 1	T	Davis 3 (free kick) 8
Game #21	07/23/2011	HOU 0 at CHV 3	L	Clark 3 (unassisted) 7; Ching 2 (Cameron 4, Davis 10) 23; Ching 3 (Clark 2, Freeman 2) 70
Game #22	07/30/2011	HOU 3 vs SEA 1	W	Cameron 4 (unassisted) 84
Game #23	08/06/2011	HOU 1 at PHI 1	T	Moffat 1 (unassisted) 17; Ching 4 (Clark 3, Davis 11) 27
Game #24	08/14/2011	HOU 2 vs POR 1	W	Boswell 3 (unassisted) 90
Game #25	08/17/2011	HOU 1 at NE 1	T	Ching 5 (Davis 12, Costly 1) 47; Boswell 4 (Davis 13) 69; Dixon 1 (unassisted) 93+
Game #26	08/20/2011	HOU 3 vs RSL 2	W	
Game #27	08/27/2011	HOU 0 at VAN 1	L	
Game #28	09/10/2011	HOU 0 at KC 3	L	
Game #29	09/14/2011	HOU 2 at CLB 2	T	Watson 1 (Taylor 1, Moffat 1) 34; Carr 1 (Cameron 5, Cruz 2) 86
Game #30	09/17/2011	HOU 2 vs SJ 1	W	Davis 4 (penalty kick) 47; Bruin 5 (Luiz Camargo 1, Cruz 3) 79
Game #31	09/24/2011	HOU 1 at DAL 0	W	Cameron 5 (Davis 14) 87
Game #32	10/01/2011	HOU 1 vs CHI 1	T	Clark 4 (unassisted) 33
Game #33	10/14/2011	HOU 2 at POR 0	W	Hainault 1 (Davis 15) 36; Cruz 2 (Luiz Camargo 2) 59
Game #34	10/23/2011	HOU 3 vs LA 1	W	Moffat 2 (unassisted) 27; Boswell 5 (unassisted) 48; Costly 1 (Davis 16) 74



HOUSTON DYNAMO

HOUSTON DYNAMO -CUP COMPETITIONS - GAME-BY-GAME

U.S. OPEN CUP

Q1

KC

0-1

#	Player	U.S. OPEN CUP
1	Tally Hall	
2	Eddie Robinson	86D
3	Calen Carr	
4	Jermaine Taylor	
5	Danny Cruz	120M
7	Colin Clark	76M
8	Kofi Sarkodie	120D
9	Jason Garey	120F
11	Brad Davis	
12	Will Bruin	37
13	Francisco Navas Cobo	
14	Jordan Graye	34
15	Cam Weaver	83F
17	Mike Chabala	120D
18	Tosue Soto	
19	Alex Dixon	120M
20	Geoff Cameron	
21	Hunter Freeman	
22	Lovel Palmer	120M
23	Dominic Oduro	
24	Tyler Deric	120G
25	Brian Ching	
26	Corey Ashe	44M
28	Evan Newton	
31	Andre Hainault	
32	Bobby Boswell	120D

U.S. OPEN CUP

1R 04/06/2011

HOU 0 vs KC 1

L

## 2011 RECORD

	<u>GP</u>	<u>W-L-T</u>	<u>PTS</u>	<u>GF</u>	<u>GA</u>
Sporting	34	13-9-12	51	50	40

## RECORD at LIVESTRONG SPORTING PARK

	<u>GP</u>	<u>W-L-T</u>	<u>PTS</u>	<u>GF</u>	<u>GA</u>
	17	9-2-6	33	29	16

## RECORD on road

	<u>GP</u>	<u>W-L-T</u>	<u>PTS</u>	<u>GF</u>	<u>GA</u>
	17	4-7-6	18	21	24

## RECORD at the half

	<u>W</u>	<u>L</u>	<u>T</u>
LEADING	9	2	1
TIED	4	5	5
TRAILING	0	2	6

## RECORD with the first goal

	<u>W</u>	<u>L</u>	<u>T</u>
SCORING	12	3	2
CONCEDING	1	6	7

## TEAM COMPARISONS

	<u>FOR</u>	<u>AGAINST</u>
GOALS SCORED	1.47 (2nd)	1.18 (6th)
TOTAL SHOTS	14.35 (1st)	11.74 (14th)
SHOTS ON GOAL	4.68 (2nd)	3.79 (16th)
SHOOTING ACCURACY	32.6% (16th)	32.3% (13th)
SCORING %AGE	10.3% (8th)	10.0% (12th)
FOULS	12.50 (5th)	12.27 (8th)
CORNER KICKS	4.74 (7th)	4.15 (14th)
OFFSIDE	2.09 (16th)	2.29 (14th)

## GOALS SCORED IN GAME

GP	0	1	2	3	4+	TOT	AVG
34	7	12	9	4	2	50	1.47

## GOALS ALLOWED IN GAME

GP	0	1	2	3	4+	TOT	AVG
34	9	16	4	4	1	40	1.18

## GOALS BY INTERVALS

	TOT	0-15	16-30	31-45+	46-60	61-75	76-90+
FOR	50	5	8	10	7	13	7
AGAINST	40	4	3	8	6	7	12

## WHERE THE GOALS COME FROM

	FOR	AGAINST
GOALS SCORED	50	40
MINUTES PER GOAL	61	77

## HOW SCORED

RIGHT FOOT	29	19
LEFT FOOT	16	11
HEADERS	5	9
OTHER	0	1


## TYPE OF PLAY

OPEN PLAY	25	19
CROSS	6	8
CORNER	7	3
REBOUND	4	0
PENALTIES	3	2
DIRECT FROM FREE KICK	1	3
FREE KICK (INDIRECT)	2	5
OWN GOALS	2	0

## DISTANCE

INSIDE GOAL AREA	10	4
INSIDE PENALTY AREA	33	27
OUTSIDE PENALTY AREA	7	9

## PRIMARY TEAM







# SPORTING KANSAS CITY

No.	Player	Pos	Ht	Wt	Birthdate	Birthplace	2011				CAREER			
							GP	GS	G	A	GP	GS	G	A
1	<b>Jimmy Nielsen</b>	<b>GK</b>	6-3	200	08/06/1977	Aalborg, Denmark	31	31	0	0	60	60	0	0
	<i>In second MLS season after playing the majority of his career with AaB Aalborg, his hometown club</i>													
2	<b>Michael Harrington</b>	<b>DF</b>	6-0	170	01/24/1986	Greenville, NC	23	16	0	0	138	119	5	13
	<i>First-round selection (No. 3 overall) in 2007 SuperDraft out of Univ. of North Carolina.</i>													
3	<b>Korede Aiyegbusi</b>	<b>DF</b>	5-5	155	07/15/1988	London, England	3	1	0	0	8	2	0	0
	<i>Second-round selection (20th overall) in 2010 SuperDraft out of North Carolina State.</i>													
4	<b>Craig Rocastle</b>	<b>MF</b>	6-1	170	08/17/1981	London, England	6	5	0	0	29	23	0	3
	<i>Grenada international in his second MLS season. Played nearly a decade in England and a season in Greece.</i>													
5	<b>Matt Besler</b>	<b>DF</b>	6-0	170	02/11/1987	Kansas City, MO	32	32	2	2	72	68	2	2
	<i>First-round selection in 2009 SuperDraft (eighth overall) out of University of Notre Dame.</i>													
6	<b>Shavar Thomas</b>	<b>DF</b>	6-3	205	01/29/1981	Hannah Town, Jamaica	3	0	0	0	170	158	3	1
	<i>Jamaican international now in his eighth MLS season, his second with KC. The 10th pick overall in 2003.</i>													
7	<b>Chance Myers</b>	<b>DF</b>	6-0	165	12/07/1987	Thousand Oaks, CA	28	24	0	1	59	37	0	2
	<i>The No. 1 overall pick in the 2007 SuperDraft out of UCLA.</i>													
8	<b>Graham Zusi</b>	<b>MF</b>	5-10	160	08/18/1986	Orlando, FL	32	25	5	7	64	34	6	8
	<i>In third season after being taken in second round of 2009 SuperDraft out of University of Maryland.</i>													
9	<b>Teal Bunbury</b>	<b>FW</b>	6-2	175	02/27/1990	Hamilton, Ontario, Canada	29	20	9	3	55	33	14	5
	<i>First-round selection (No. 4 overall) in 2010 SuperDraft out of Akron. Made U.S. international debut last November.</i>													
10	<b>Jeferson</b>	<b>MF</b>	5-11	167	07/15/1984	Brasilia, Brazil	9	8	0	1	9	8	0	1
	<i>Acquired on loan from Vasco da Gama of Brazil in July. Played six seasons in his homeland, last with Avaí.</i>													
11	<b>Soony Saad</b>	<b>FW</b>	5-10	165	08/17/1992	Dearborn, MI	4	0	1	0	4	0	1	0
	<i>U.S. youth international acquired in a lottery in July. Attended the University of Michigan.</i>													
12	<b>Konrad Warzycha</b>	<b>FW</b>	6-1	190	02/14/1989	Zabrze, Poland	0	0	0	0	0	0	0	0
	<i>Rookie out of Ohio State lost for season to knee injury. Son of Columbus Crew head coach Robert.</i>													
13	<b>Lawrence Olum</b>	<b>DF</b>	6-2	185	07/10/1984	Nairobi, Kenya	1	0	0	0	1	0	0	0
	<i>Signed by club in September after five professional seasons in the USA in lower divisions.</i>													
14	<b>Kevin Ellis</b>	<b>DF</b>	5-9	160	06/30/1991	Kansas City, MO	0	0	0	0	0	0	0	0
	<i>Signed as a Home Grown Player in February out of Barton County C.C.</i>													
15	<b>Roger Espinoza</b>	<b>MF</b>	5-11	160	10/25/1986	Puerto Cortes, Honduras	24	24	1	3	87	67	2	9
	<i>First-round SuperDraft selection out of Ohio State now in his third season. Played in 2010 World Cup for Honduras.</i>													
16	<b>Seth Sinovic</b>	<b>DF</b>	5-9	170	01/28/1987	Kansas City, MO	20	20	0	0	40	38	0	0
	<i>Signed with Sporting in May. The second-round selection of the New England Revolution in the 2010 SuperDraft.</i>													
17	<b>C.J. Sapong</b>	<b>FW</b>	6-2	185	12/27/1988	Manassas, VA	34	22	5	5	34	22	5	5
	<i>The 10th overall pick in the 2011 SuperDraft out of James Madison Univ. Tied for the rookie lead with five goals.</i>													
18	<b>Eric Kronberg</b>	<b>GK</b>	6-5	210	06/07/1983	Santa Rosa, CA	4	3	0	0	5	4	0	0
	<i>Fourth-round selection in 2006 SuperDraft, his MLS debut came in 2010.</i>													
19	<b>Peterson Joseph</b>	<b>MF</b>	5-8	132	04/24/1990	Port-au-Prince, Haiti	1	0	0	0	1	0	0	0
	<i>Haiti international signed in September. Played the last few seasons in Portugal, most recently with SC Braga and FC Vizela.</i>													
20	<b>Birahim Diop</b>	<b>FW</b>	6-3	180	02/07/1979	Thies, Senegal	18	8	0	1	36	18	5	2
	<i>Returned to MLS in 2010, signing with Kansas City from a New York City amateur side. Played 2002 with the MetroStars.</i>													
21	<b>Jon Kempin</b>	<b>GK</b>	6-1	170	04/08/1993	Overland Park, KS	0	0	0	0	0	0	0	0
	<i>Signed as club's first Home Grown Player in August, 2010. U.S. youth international.</i>													
22	<b>Davy Arnaud</b>	<b>MF</b>	6-0	165	06/22/1980	Nederland, TX	22	16	0	2	240	213	43	35
	<i>In his 10th MLS season, all with Kansas City. Played in 2009 Gold Cup with USA. Fifth-round pick in 2002 draft.</i>													
23	<b>Kei Kamara</b>	<b>FW</b>	6-3	186	09/01/1984	Kenema, Sierra Leone	30	24	9	4	145	105	34	13
	<i>Sierra Leone international in his sixth MLS season, third with KC.</i>													
24	<b>Scott Lorenz</b>	<b>DF</b>	6-0	173	07/23/1987	Barrington, IL	1	1	0	0	1	1	0	0
	<i>Signed before start of season. Played rookie season with USSF D-2 NSC Minnesota Stars.</i>													
25	<b>Daneil Cyrus</b>	<b>DF</b>	6-3	150	12/15/1990	Plymouth, Trinidad & Tobago	2	1	0	0	2	1	0	0
	<i>Trinidad and Tobago international who signed with the club in July.</i>													
32	<b>Luke Sassano</b>	<b>DF</b>	6-0	170	10/14/1985	Orinda, CA	9	5	1	0	47	30	1	0
	<i>Signed with Sporting KC before the start of the season, after three years with New York.</i>													
55	<b>Julio Cesar</b>	<b>DF</b>	6-1	170	11/18/1978	Sao Luis, Maranhao, Brazil	27	25	2	2	27	25	2	2
	<i>First season in MLS, in 16th pro year. Has played with 13 different clubs in 12 countries, last with Maritimo in Portugal.</i>													
78	<b>Aurelien Collin</b>	<b>DF</b>	6-2	169	03/08/1986	Enghien-les-Bains, France	23	21	3	0	23	21	3	0
	<i>In first season with SKC, has also played in Portugal, Greece, Scotland, Spain and his homeland.</i>													
88	<b>Milos Stojcev</b>	<b>MF</b>	5-9	165	01/19/1987	Belgrade, Yugoslavia	12	11	0	2	12	11	0	2
	<i>In his sixth professional season in a career that includes stints with Red Star Belgrade and FK Vojvodina in Serbia.</i>													
99	<b>Omar Bravo</b>	<b>FW</b>	5-7	150	03/04/1980	Los Mochis, Sinaloa, Mexico	27	26	9	2	27	26	9	2
	<i>In first MLS season after long career with Mexico's CD Guadalajara. Also played one season with Deportivo La Coruña.</i>													

HEAD COACH : Peter Vermes

11/21/1966

W27 L29 T20

**SPORTING KANSAS CITY PLAYOFF HISTORY**

vs. Team	No. of Series		Series					Last		Round	Series Result
	Series	W-L	GP	W-L-T	OT	ShO	GF	GA	Mtg.		
Chicago	1	1-0	1	1-0-0	0-0-0	0-0	1	0	2000	MLS Cup '00	Won MLS Cup '00
Colorado	3	2-1	7	3-2-2	0-0-1	0-0	9	9	2003	Quarterfinals	Won 1 games to 0
Columbus	1	0-1	2	0-1-1	0-0-0	0-0	1	3	2008	Quarterfinals	Lost 1 games to 0
D.C. United	1	0-1	1	0-1-0	0-0-0	0-0	2	3	2004	MLS Cup '04	Lost MLS Cup '04
FC Dallas	1	1-0	3	2-1-0	0-0-0	1-0	6	6	1996	West Semifinals	Won 2 games to 1
Los Angeles	4	2-2	9	3-5-1	0-2-1	0-1	15	14	2004	Semifinals	Won 1 games to 0
Miami	1	0-1	3	1-2-0	0-0-0	0-0	4	4	2001	Quarterfinals	Lost 6 pts. to 3
San Jose	2	1-1	3	1-2-0	0-1-0	0-0	5	5	2004	Quarterfinals	Won Series Tie-Breaker
Chivas USA	1	1-0	2	1-0-1	0-0-0	0-0	1	0	2007	Quarterfinals	Won 1 games to 0
Houston	1	0-1	1	0-1-0	0-0-0	0-0	0	2	2007	Semifinals	Lost 1 games to 0
<b>TOTALS</b>	<b>16</b>	<b>8-8</b>	<b>32</b>	<b>12-15-5</b>	<b>0-3-2</b>	<b>1-1</b>	<b>44</b>	<b>46</b>			

**SPORTING KANSAS CITY - ALL-TIME POSTSEASON RESULTS**

DATE	OPPONENT	RESULT	ATT.	W-L-T	RD.	GOALS:
09/26/1996	Dallas	W 3-2	4,466	1-0-0	QTR	KC: Johnston (16) McKeon (79) Preki (89); DAL: Elliott (21) Ashton (25)
09/29/1996	at Dallas	L 1-2	10,125	1-1-0	QTR	KC: Preki (30); DAL: Kreis (5) Washington (32)
10/02/1996	at Dallas	W 3-2	9,802	2-1-0	QTR	KC: Chung (41) Takawira (62); DAL: Sanchez (27) Elliott (66)
10/10/1996	at Los Angeles	L 1-2	25,212	2-2-0	SEM	KC: Preki (52); LA: Armas (48) Vanney (57)
10/13/1996	Los Angeles	L 1-2	11,041	2-3-0	SEM	KC: Preki (69); LA: Vanney (76)
10/04/1997	Colorado	L 0-3	10,174	0-1-0	QTR	COL: C. Henderson (25) Bravo (67) Paule (75)
10/08/1997	at Colorado	L 2-3	13,117	0-2-0	QTR	KC: Takawira (9) Preki (88); COL: Bravo (16,68) Harris (83)
09/16/2000	Colorado	W 1-0	8,682	1-0-0	QTR	KC: Molnar (18)
09/20/2000	at Colorado	T 0-0 (OT)	8,789	1-0-1	QTR	
09/24/2000	Colorado	W 3-2	4,156	2-0-1	QTR	KC: Henderson (11) Molnar (65) Gomez (69); COL: Bravo (70,90)
09/29/2000	Los Angeles	T 0-0 (OT)	11,815	2-0-2	SEM	
10/03/2000	at Los Angeles	L 1-2 (OT)	20,849	2-1-2	SEM	KC: McKeon (29); LA: Jones (16) Califf (93)
10/06/2000	Los Angeles	W 2-0 (ST)	8,320	3-1-2	SEM	KC: Molnar (21,96)
10/15/2000	Chicago	W 1-0	39,159	4-1-2	FIN	KC: Molnar (11)
09/22/2001	at Miami	L 0-2	6,281	0-1-0	QTR	MIA: Serna (28) Pineda Chacon (53)
09/26/2001	Miami	W 3-0	5,803	1-1-0	QTR	KC: Lowe (24) McKeon (31) Gomez (45)
09/29/2001	at Miami	L 1-2	8,119	1-2-0	QTR	KC: Lowe (13); MIA: Preki (14) Henderson (71)
09/25/2002	at Los Angeles	L 2-3 (OT)	14,585	0-1-0	QTR	KC: Preki (25) Brown (70); LA: Ruiz (62,99) Jones (85)
09/28/2002	Los Angeles	W 4-1	9,484	1-1-0	QTR	KC: Simutenkov (19); Quill (37); Preki (70); Fabbro (73); LA: Albright (71)
10/02/2002	at Los Angeles	L 2-5	14,713	1-2-0	QTR	KC: Klein (47) Preki (72); LA: Ruiz (34,66) Jones (45,62) Tennyson (90)
11/04/2003	at Colorado	T 1-1	6,434	0-0-1	QTR	KC: Harris (3); COL: Borchers (53)
11/08/2003	Colorado	W 2-0	10,712	1-0-1	QTR	KC: Simutenkov (45) Klein (63)
11/15/2003	at San Jose	L 2-3 (OT)	16,108	1-1-1	SEM	KC: Simutenkov (57) Klein (72); SJ: Lagos (61) Mullan (83) Donovan (117)
10/24/2004	at San Jose	L 0-2	8,659	0-1-0	QTR	SJ: De Rosario (40) Waibel (52)
10/30/2004	San Jose	W 3-0	10,222	1-1-0	QTR	KC: Stephenson (26) own goal (48) Jewsbury (90)
11/05/2004	Los Angeles	W 2-0	11,931	2-1-0	SEM	KC: Arnaud (24,69)
11/14/2004	D.C. United	L 2-3	25,797	2-2-0	FIN	KC: Burciaga (6) Wolff (58); DC: Eskandarian (19,23) own goal (26)
10/27/2007	Chivas USA	W 1-0	12,442	1-0-0	QTR	KC: Arnaud (35)
11/03/2007	at Chivas USA	T 0-0	19,711	1-0-1	QTR	
11/10/2007	at Houston	L 0-2	30,972	1-1-1	SEM	HOU: Jaqua (35) De Rosario (81)
11/01/2008	Columbus	T 1-1	10,385	0-0-1	QTR	KC: Arnaud (53); CLB: Lenhart (90)
11/08/2008	at Columbus	L 0-2	11,153	0-1-1	QTR	CLB: Evans (7) Rogers (57)

CAREER POSTSEASON STATISTICS FOR CURRENT SPORTING KANSAS CITY PLAYERS

UNF	POS	PLAYER	GP	GS	MIN	G	A	SHT	SOG	PKG	PKA	SKG	SKA	FC	FS	OFF	CK	C	E
22	M	Davy Arnaud	12	9	846	4	1	10	6	0	0	0	0	21	24	5	0	4	0
15	M-D	Roger Espinoza	2	1	78	0	0	0	0	0	0	0	0	0	1	1	0	0	0
2	D	Michael Harrington	5	5	450	0	0	0	0	0	0	0	0	3	7	0	0	1	0
23	F	Kei Kamara	2	1	78	1	0	1	1	0	0	0	0	2	2	2	0	0	0
32	D	Luke Sassano	4	4	341	0	0	1	0	0	0	0	0	3	5	0	0	1	0
6	D	Shavar Thomas	5	5	450	0	0	2	1	0	0	0	0	10	3	0	0	2	0

ALL-TIME KANSAS CITY  
POSTSEASON STATISTICS (12-15-5, 39 PTS.)

PLAYER	GP	GS	MIN	G	A
Preki	20	19	1758	8	4
Miklos Molnar	7	7	659	5	0
Davy Arnaud	12	9	846	4	1
Chris Klein	16	16	1440	3	4
Igor Simutenkov	8	6	437	3	2
Matt McKeon	19	14	1335	3	1
Francisco Gomez	9	3	272	2	2
Vitalis Takawira	7	7	586	2	1
Onandi Lowe	3	3	270	2	0
Eric Quill	6	5	448	1	3
Chris Brown	10	7	680	1	2
Mo Johnston	15	11	1166	1	2
Jose Burciaga Jr.	5	4	368	1	1
Mark Chung	7	7	629	1	1
Jack Jewsbury	9	9	759	1	1
Josh Wolff	7	4	449	1	1
Dario Fabbro	2	0	76	1	0
Wolde Harris	3	3	261	1	0
Chris Henderson	7	7	659	1	0
Khari Stephenson	4	3	211	1	0
Kerry Zavagnin	23	23	2065	0	3
Mike Sorber	5	5	403	0	2
Peter Vermes	13	13	1184	0	2
Mike Burns	4	3	296	0	1
Nick Garcia	23	23	2135	0	1
Roy Lassiter	3	2	166	0	1
Claudio Lopez	2	2	179	0	1
Uche Okafor	7	5	393	0	1
Paul Wright	6	5	461	0	1
Alex Zotinca	6	5	441	0	1
Mike Ammann	2	2	180	0	0
Stephen Armstrong	6	1	180	0	0
Sean Bowers	7	7	630	0	0
Eloy Colombano	1	0	24	0	0
Jimmy Conrad	12	12	1107	0	0
John DeBrito	1	0	20	0	0
Samuel Ekeme	2	0	30	0	0
Roger Espinoza	2	1	78	0	0
Gary Glasgow	3	2	140	0	0
Herculez Gomez	1	1	75	0	0
Richard Gough	2	2	180	0	0
Taylor Graham	2	0	32	0	0
Andrew Gregor	3	1	118	0	0
Diego Gutierrez	15	15	1369	0	0
Michael Harrington	5	5	450	0	0
Kevin Hartman	5	5	450	0	0
Brian Johnson	3	0	33	0	0
Eddie Johnson	3	3	270	0	0
Frank Klopas	5	1	105	0	0
Michael Kraus	1	0	31	0	0
Garth Lagerwey	5	5	450	0	0
Jonathan Leathers	2	2	180	0	0
Carlos Marinelli	1	0	44	0	0
Matt Marquess	1	0	13	0	0
Tony Meola	16	16	1505	0	0
Kurt Morsink	3	3	252	0	0
Bo Oshoniyi	4	4	360	0	0
Steve Pittman	2	2	160	0	0
Ryan Pore	3	0	56	0	0
Brandon Prideaux	7	7	659	0	0
Ryan Raybould	1	0	1	0	0
Edmundo Rodriguez	1	0	10	0	0
Scott Sealy	3	3	262	0	0
Kevin Souter	2	2	179	0	0
Carey Talley	6	6	576	0	0
Matt Taylor	1	0	24	0	0
Abe Thompson	2	2	128	0	0
Ryan Tinsley	2	2	150	0	0
Ivan Trujillo	1	0	1	0	0
Scott Uderitz	5	5	431	0	0
Sasha Victorine	3	3	223	0	0
Tyson Wahl	2	2	158	0	0
Diego Walsh	3	0	23	0	0
Lance Watson	1	0	1	0	0
Own-goals received				1	
Team totals	32	32	2965	44	40
Opponent totals	32	32	2965	46	46

KANSAS CITY INDIVIDUAL GOALKEEPING						
GOALKEEPER	GP	GS	SV	GA	GAA	SO
Kevin Hartman	5	5	18	5	1.00	2
Bo Oshoniyi	4	4	14	5	1.25	2
Tony Meola	16	16	62	21	1.26	7
Garth Lagerwey	5	5	18	9	1.80	0
Mike Ammann	2	2	9	6	3.00	0
Team totals	32	32	125	46	1.40	11
Opponent totals	32	32	127	44	1.34	8

## SPORTING KANSAS CITY INDIVIDUAL HIGH GAMES (2011)

Goals  
2 8 times

Assists  
2 Kei Kamara 03/19/2011 at CHV W 3-2  
2 Milos Stojcev 04/02/2011 at VAN T 3-3  
2 Graham Zusi 09/10/2011 vs. HOU W 3-0

Shots  
7 Teal Bunbury 10/01/2011 at SJ T 1-1

Shots on Goal  
4 Kei Kamara 09/28/2011 vs. CLB W 2-1  
4 Teal Bunbury 10/01/2011 at SJ T 1-1

Fouls Committed  
7 Teal Bunbury 08/27/2011 vs. DAL L 2-3

Fouls Suffered  
6 Roger Espinoza 09/17/2011 at RSL L 0-1

Offside  
3 Teal Bunbury 04/02/2011 at VAN T 3-3  
3 Omar Bravo 06/04/2011 at TOR T 0-0  
3 Omar Bravo 06/17/2011 vs. SJ W 1-0

Saves  
7 Jimmy Nielsen 06/22/2011 at PHI T 0-0

Shots Faced  
10 Eric Kronberg 05/14/2011 at LA L 1-4

Goals Allowed  
4 Eric Kronberg 05/14/2011 at LA L 1-4

## TEAM HIGH GAMES (2011)

Goals  
4 06/12/2011 at DAL W 4-1  
4 07/23/2011 vs. TOR W 4-2

Assists  
5 07/23/2011 vs. TOR W 4-2

Shots  
24 07/16/2011 at HOU T 1-1  
24 10/15/2011 vs. NY W 2-0

Shots on Goal  
7 04/02/2011 at VAN T 3-3

Fouls Committed  
18 04/16/2011 at CLB L 0-1  
18 04/23/2011 at NE L 2-3

Fouls Suffered  
19 08/21/2011 vs. DC W 1-0

Corner Kicks  
10 04/23/2011 at NE L 2-3  
10 07/16/2011 at HOU T 1-1

Offside  
5 06/04/2011 at TOR T 0-0  
5 06/17/2011 vs. SJ W 1-0

Saves  
7 06/09/2011 vs. CHI T 0-0  
7 06/22/2011 at PHI T 0-0

Shots Faced  
10 05/14/2011 at LA L 1-4

Goals Allowed  
4 05/14/2011 at LA L 1-4

## TEAM LOW GAMES (2011)

Shots  
7 05/21/2011 at SEA L 0-1

Shots on Goal  
0 06/22/2011 at PHI T 0-0

Fouls Committed  
5 06/09/2011 vs. CHI T 0-0

Fouls Suffered  
5 10/01/2011 at SJ T 1-1

Corner Kicks  
1 05/14/2011 at LA L 1-4

Offside  
0 05/21/2011 at SEA L 0-1  
0 06/12/2011 at DAL W 4-1  
0 07/02/2011 at POR W 2-1  
0 07/30/2011 vs. NE T 1-1  
0 10/15/2011 vs. NY W 2-0

Saves  
0 04/23/2011 at NE L 2-3  
0 06/12/2011 at DAL W 4-1  
0 09/10/2011 vs. HOU W 3-0

Shots Faced  
0 09/10/2011 vs. HOU W 3-0

## SPORTING KANSAS CITY INDIVIDUAL POSTSEASON HIGH GAMES (1996-2008)

Goals  
2 Miklos Molnar 10/06/2000 vs. LA W 2-0  
2 Davy Arnaud 11/05/2004 vs. LA W 2-0

Assists  
1 40 times

Shots  
10 Onandi Lowe 09/29/2001 at MIA L 1-2

Shots on Goal  
5 Vitalis Takawira 09/26/1996 vs. DAL W 3-2  
5 Preki 10/08/1997 at COL L 2-3  
5 Miklos Molnar 09/24/2000 vs. COL W 3-2

Fouls Committed  
6 Mo Johnston 09/16/2000 vs. COL W 1-0  
6 Chris Henderson 10/06/2000 vs. LA W 2-0  
6 Diego Gutierrez 09/28/2002 vs. LA W 4-1

Fouls Suffered  
8 Vitalis Takawira 10/02/1996 at DAL W 2-2

Offside  
3 Onandi Lowe 09/22/2001 at MIA L 0-2  
3 Eddie Johnson 11/03/2007 at CHV T 0-0

Saves  
10 Tony Meola 10/15/2000 vs. CHI W 1-0

Shots Faced  
10 Mike Ammann 10/08/1997 at COL L 2-3  
10 Tony Meola 10/15/2000 vs. CHI W 1-0  
10 Tony Meola 09/25/2002 at LA L 2-3

Goals Allowed  
5 Tony Meola 10/02/2002 at LA L 2-5

## TEAM POSTSEASON HIGH GAMES (1996-2008)

Goals  
4 09/28/2002 vs. LA W 4-1

Assists  
4 09/28/2002 vs. LA W 4-1  
4 10/30/2004 vs. SJ W 3-0

Shots  
21 09/29/2001 at MIA L 1-2

Shots on Goal  
15 09/26/1996 vs. DAL W 3-2

Fouls Committed  
27 10/06/2000 vs. LA W 2-0

Fouls Suffered  
26 10/02/2002 at LA L 2-5

Corner Kicks  
10 09/29/2000 vs. LA T 0-0

Offside  
5 10/08/1997 at COL L 2-3  
5 10/15/2000 vs. CHI W 1-0

Saves  
10 10/15/2000 vs. CHI W 1-0

Shots Faced  
10 10/08/1997 at COL L 2-3  
10 10/15/2000 vs. CHI W 1-0  
10 09/25/2002 at LA L 2-3

Goals Allowed  
5 10/02/2002 at LA L 2-5

## TEAM POSTSEASON LOW GAMES (1996-2008)

Shots  
3 11/10/2007 at HOU L 0-2

Shots on Goal  
0 11/10/2007 at HOU L 0-2

Fouls Committed  
8 10/03/2000 at LA L 1-2

Fouls Suffered  
7 09/26/2001 vs. MIA W 3-0

Corner Kicks  
0 11/03/2007 at CHV T 0-0

Offside  
0 10/03/2000 at LA L 1-2  
0 09/25/2002 at LA L 2-3  
0 11/10/2007 at HOU L 0-2  
0 11/01/2008 vs. CLB T 1-1

Saves  
1 09/29/2000 vs. LA T 0-0  
1 09/29/2001 at MIA L 1-2  
1 11/01/2008 vs. CLB T 1-1

Shots Faced  
1 09/29/2000 vs. LA T 0-0

2011 SPORTING KANSAS CITY STATISTICS (13-9-12, 51 pts.)

UNF	POS	PLAYER	GP	GS	MIN	G	A	SHT	SOG	FC	FS	OFF	CK	C	E
23	F	Kei Kamara	30	24	2201	9	4	91	29	37	44	7	0	2	0
9	F	Teal Bunbury	29	20	1744	9	3	65	22	36	17	21	1	2	1
99	F	Omar Bravo	27	26	2150	9	2	60	25	22	24	27	24	4	2
8	M	Graham Zusi	32	25	2329	5	7	47	16	26	38	2	97	4	0
17	F	C.J. Sapong	34	22	2096	5	5	53	25	30	44	5	0	0	0
78	D	Aurelien Collin	23	21	1912	3	0	15	5	38	19	2	0	10	1
5	D	Matt Besler	32	32	2880	2	2	10	3	23	13	0	0	2	0
55	D	Julio Cesar	27	25	2149	2	2	9	4	30	17	1	0	3	1
15	M	Roger Espinoza	24	24	1979	1	3	20	5	44	44	0	0	3	1
11	F	Soony Saad	4	0	39	1	0	2	1	1	2	0	0	0	0
32	D	Luke Sassano	9	5	531	1	0	2	2	2	6	0	1	1	0
11	M	Ryan Smith	6	2	294	1	0	9	3	0	4	0	0	1	0
22	M	Davy Arnaud	22	16	1536	0	2	24	4	18	28	0	6	2	0
88	M	Milos Stojcev	12	11	790	0	2	18	4	9	8	3	13	1	1
20	F	Birahim Diop	18	8	761	0	1	10	1	19	6	0	0	3	0
10	M	Jeferson	9	8	571	0	1	17	3	4	1	1	19	1	0
7	D	Chance Myers	28	24	2209	0	1	21	5	36	21	1	0	1	0
3	D	Korede Aiyegbusi	3	1	94	0	0	0	0	1	0	0	0	0	0
27	M	*Stephane Auvray	6	3	325	0	0	5	0	4	5	0	0	0	0
25	D	Daneil Cyrus	2	1	108	0	0	0	0	4	1	0	0	1	0
2	D	Michael Harrington	23	16	1495	0	0	2	0	14	16	0	0	5	0
19	M	Peterson Joseph	1	0	8	0	0	0	0	0	0	0	0	0	0
18	G	Eric Kronberg	4	3	292	0	0	0	0	0	0	0	0	0	0
24	D	Scott Lorenz	1	1	84	0	0	0	0	3	0	0	0	0	0
1	G	Jimmy Nielsen	31	31	2767	0	0	0	0	1	4	0	0	2	1
13	D	Lawrence Olum	1	0	13	0	0	0	0	0	0	0	0	0	0
4	M	Craig Rocastle	6	5	306	0	0	2	0	6	7	0	0	0	0
16	D	Seth Sinovic (TOT)	20	20	1737	0	0	6	2	15	15	1	0	2	0
16	D	Seth Sinovic (KC)	20	20	1737	0	0	6	2	15	15	1	0	2	0
6	D	Shavar Thomas	3	0	35	0	0	0	0	2	1	0	0	1	0
14	D	Kevin Ellis	0	0	0	0	0	0	0	0	0	0	0	0	0
21	G	Jon Kempin	0	0	0	0	0	0	0	0	0	0	0	0	0
12	F	Konrad Warzycha	0	0	0	0	0	0	0	0	0	0	0	0	0
		Own-goals received				2									
		Team totals	34	34	3060	50	35	488	159	425	416	71	161	51	8
		Opponent totals	34	34	3060	40	39	399	129	417	425	78	141	61	5

GAME-WINNING GOALS: Aurelien Collin 2, Teal Bunbury 2, Omar Bravo 2, Graham Zusi 1, C.J. Sapong 1, Julio Cesar 1, Kei Kamara 1, Roger Espinoza 1, Matt Besler 1

GAME-WINNING ASSISTS: Graham Zusi 4, C.J. Sapong 2, Omar Bravo 2, Julio Cesar 1, Jeferson 1, Kei Kamara 1, Matt Besler 1

PENALTY KICK GOALS/ATTEMPTS: Kei Kamara 2-2, Omar Bravo 2-2

SPORTING KANSAS CITY INDIVIDUAL GOALKEEPING

UNF	POS	GOALKEEPER	GP	GS	MIN	SHTS	SV	GA	GAA	PG	PA	W	L	T	SO
1	G	Jimmy Nielsen	31	31	2767	114	79	35	1.14	1	2	12	8	11	7
18	G	Eric Kronberg	4	3	292	15	10	5	1.54	1	1	1	1	1	1
		Team totals	34	34	3060	129	89	40	1.18	2	3	13	9	12	9
		Opponent totals	34	34	3060	159	110	50	1.47	4	4	9	13	12	7

\* = Played with other teams in 2011. Only Sporting Kansas City statistics listed here.

SPORTING KANSAS CITY 2011 SCHEDULE

DAY	DATE	OPPONENT	RESULT	ATT.	W-L-T	POS.	PTS	GOALS:
Sat.	Mar. 19	at Chivas USA	W 3-2	18,122	1-0-0	T1	3	KC: Sapong (2) Bravo (45,74); CHV: Conrad (56) Zemanski (84)
Sat.	Mar. 26	at Chicago	L 2-3	12,157	1-1-0	T5	3	KC: Besler (51) Bunbury (72); CHI: Chaves (34) Puerari (40) Pappa (60)
Sat.	Apr. 2	at Vancouver	T 3-3	20,518	1-1-1	T4	4	KC: Bunbury (45,58) Kamara (62); VAN: Harris (73) Camilo (90,90)
Sat.	Apr. 16	at Columbus	L 0-1	7,695	1-2-1	T8	4	CLB: Rogers (53)
Sat.	Apr. 23	at New England	L 2-3	11,414	1-3-1	9	4	KC: Kamara (14,69); NE: Perovic (12) Joseph (72) Lekic (83)
Sat.	Apr. 30	at New York	L 0-1	20,636	1-4-1	9	4	NY: Rodgers (22)
Sat.	May 14	at Los Angeles	L 1-4	19,763	1-5-1	9	4	KC: own goal (39); LA: Donovan (44,46) Angel (64) Beckham (87)
Sat.	May 21	at Seattle	L 0-1	36,098	1-6-1	9	4	SEA: Parke (90)
Sat.	May 28	at Colorado	T 1-1	16,439	1-6-2	9	5	KC: Smith (75); COL: Casey (13)
Sat.	June 4	at Toronto FC	T 0-0	19,962	1-6-3	0	6	
Thu.	June 9	Chicago	T 0-0	19,925	1-6-4	9	7	
Sun.	June 12	at FC Dallas	W 4-1	10,450	2-6-4	9	10	KC: Zusi (28,55) Collin (49) Sassano (78); DAL: Shea (32)
Fri.	June 17	San Jose	W 1-0	18,467	3-6-4	9	13	KC: Sapong (31)
Wed.	June 22	at Philadelphia	T 0-0	18,127	3-6-5	0	14	
Sat.	June 25	Vancouver	W 2-1	18,467	4-6-5	6	17	KC: Bravo (33) Santos (40); VAN: Camilo (15)
Sat.	July 2	at Portland	W 2-1	18,627	5-6-5	4	20	KC: Sapong (15) Collin (19); POR: Nagbe (45)
Wed.	July 6	Colorado	T 1-1	15,209	5-6-6	4	21	KC: Zusi (62); COL: Casey (32)
Sat.	July 9	Chivas USA	T 1-1	18,467	5-6-7	T5	22	KC: Bravo (90); CHV: LaBrocca (30)
Sat.	July 16	at Houston	T 1-1	12,047	5-6-8	T5	23	KC: Collin (90); HOU: Davis (8)
Sat.	July 23	Toronto FC	W 4-2	16,382	6-6-8	4	26	KC: Kamara (28,33) Bravo (37,64); TOR: Koevermans (50) Johnson (72)
Sat.	July 30	New England	T 1-1	17,418	6-6-9	T4	27	KC: Bunbury (89); NE: Lekic (38)
Wed.	Aug. 3	Real Salt Lake	W 2-0	18,467	7-6-9	T3	30	KC: Espinoza (29) Bunbury (34)
Sat.	Aug. 6	Seattle	L 1-2	17,493	7-7-9	T3	30	KC: Kamara (20); SEA: Rosales (90) Neagle (90)
Wed.	Aug. 17	Portland	W 3-1	15,271	8-7-9	3	33	KC: Zusi (25,40) Saad (73); POR: Dike (81)
Sun.	Aug. 21	D.C. United	W 1-0	15,352	9-7-9	2	36	KC: Kamara (19)
Sat.	Aug. 27	FC Dallas	L 2-3	20,018	9-8-9	2	36	KC: Kamara (22) Bravo (68); DAL: D. Hernandez (70) Santos (89) Warshaw (90)
Mon.	Sept. 5	Los Angeles	T 2-2	20,512	9-8-10	2	37	KC: Santos (72) Bravo (90); LA: Franklin (25,74)
Sat.	Sept. 10	Houston	W 3-0	14,791	10-8-10	T1	40	KC: Bunbury (9,73) Sapong (79)
Sat.	Sept. 17	at Real Salt Lake	L 0-1	19,888	10-9-10	2	40	RSL: Borchers (54)
Fri.	Sept. 23	Philadelphia	T 1-1	18,778	10-9-11	T1	41	KC: Bravo (56); PHI: Le Toux (63)
Wed.	Sept. 28	Columbus	W 2-1	17,838	11-9-11	1	44	KC: Kamara (15) own goal (74); CLB: Renteria (34)
Sat.	Oct. 1	at San Jose	T 1-1	10,525	11-9-12	1	45	KC: Bunbury (85); SJ: Wondolowski (85)
Sat.	Oct. 15	New York	W 2-0	19,921	12-9-12	T1	48	KC: Bunbury (57) Sapong (74)
Sat.	Oct. 22	at D.C. United	W 1-0	15,965	13-9-12	1	51	KC: Besler (54)

SPORTING KANSAS CITY – GAME-BY-GAME

#	Player	1	2	3	4	5	6	7	8	9	10	11	12	13	14	15	16	17	18	19	20	21	22	23	24	25	26	27	28	29	30	31	32	33	34	
1	Jimmy Nielsen	CHV	CHI	VAN	CLB	NE	NY	LA	SEA	COL	TOR	CHI	DAL	SJ	PHI	VAN	POR	COL	CHV	HOU	TOR	NE	RSL	SEA	POR	DC	DAL	LA	HOU	RSL	PHI	CLB	SJ	NY	DC	
2	Michael Harrington	3-2	2-3	3-3	0-1	2-3	0-1	1-4	0-1	1-1	0-0	0-0	4-1	1-0	0-0	2-1	2-1	1-1	1-1	1-1	4-2	1-1	2-0	1-2	3-1	1-0	2-3	2-2	3-0	0-1	1-1	2-1	1-1	2-0	1-0	
3	Korede Aiyebusi	90G	90G	90G	90G	90G	90G	90G	90G	90G	90G	67G	90G	90G	90G	90G	90G	90G	90G	90G	90G	90G	90G	90G	90G	90G	90G	90G	90G	90G	90G	90G	90G	90G	90G	
4	Craig Roestle	20M	45M	1					90M	90M	60M																									
5	Matt Besler	90D	90D	90D	90D	90D	90D	90D	90D	90D	90D	90D	90D	90D	90D	90D	90D	90D	90D	90D	90D	90D	90D	90D	90D	90D	90D	90D	90D	90D	90D	90D	90D	90D	90D	
6	Shavar Thomas	17	90D		8	15	12																													
7	Chance Myers	1	21		19	32	90M	90F	14	90M	85M	90M	89M	63M		90M	90M	90M	80F	90M	32	90F	90M	90M	90M	90M	90M	90M	90M	90M	90M	90M	90M	90M		
8	Graham Zusi	45	90F	90F	78F	90F	90F	73F	36	88F	68F	1	4	45F		61F				10	37	10	90F	25	89F	73F	76F									
9	Teal Bunbury																																			
10	Jeferson																																			
11	Soony Saad																																			
12	Ryan Smith																																			
13	Konrad Warzycha																																			
14	Lawrence Olum																																			
15	Kevin Ellis																																			
16	Roger Espinoza	90D	90D	90D	90D	90D			57D	90D																										
17	Mike Jones																																			
18	Seth Sinovic	90F	90F	90F	90F	90F	45F	23	17	54F		2	31	90F	90F	45	81F	89F	29	90F	90F	53F	90F	16	65F	90F	90F	90F	90F	21	28	90F	18	17	22	
19	C.J. Sapong																																			
20	Eric Kronberg																																			
21	Peterson Joseph																																			
22	Birahim Diop	6	90M	90M	90M																															
23	Ton Kempin	90M	90M	76M	71M	90M	90M	90M	90M	90M	90M	85M	68M	90M	90M	21																				
24	Davy Arnaud	90F	90F	90F	87F	87F	90F	67F	90M																											
25	Kei Kamara																																			
26	Scott Lorenz	84D																																		
27	Stephane Aurray	70	69M	14					64M	90M																										
28	Daneil Cyrus																																			
29	Luke Sassano	73D																																		
30	Julio Cesar	90D																																		
31	Aurelien Collin	82D	72D						90D	90D																										
32	Milos Stojcev	89M	90F	89M	75M	58M	26	65M																												
33	Omar Bravo	90F	32F																																	
34																																				

"00" = 100 minutes played  
 F/M/D/G = starting position



## SPORTING KANSAS CITY – GAME-BY-GAME LOG

Game #1	03/19/2011	KC 3 at CHV 2	W	Sapong 1 (unassisted) 2; Bravo 1 (Kamara 1) 48+; Bravo 2 (Kamara 2) 74
Game #2	03/26/2011	KC 2 at CHI 3	L	Bestler 1 (unassisted) 51; Bunbury 1 (unassisted) 72
Game #3	04/02/2011	KC 3 at VAN 3	T	Bunbury 2 (Espinoza 1) 46+; Bunbury 3 (Stojcev 1) 58; Kamara 1 (Sapong 1, Stojcev 2) 62
Game #4	04/16/2011	KC 0 at VAN 1	L	
Game #5	04/23/2011	KC 2 at NE 3	L	Kamara 2 (Bunbury 1) 14; Kamara 3 (penalty kick) 69
Game #6	04/30/2011	KC 0 at NY 1	L	own goal (Gonzalez) 39
Game #7	05/14/2011	KC 1 at LA 4	L	
Game #8	05/21/2011	KC 0 at SEA 1	L	Smith 1 (Bunbury 2) 75
Game #9	05/28/2011	KC 1 at COL 1	T	
Game #10	06/04/2011	KC 0 at TOR 0	T	
Game #11	06/09/2011	KC 0 vs CHI 0	T	
Game #12	06/12/2011	KC 4 at DAL 1	W	Zusi 1 (Arnaud 1) 28; Collin 1 (Sapong 2, Zusi 1) 49; Zusi 2 (unassisted) 55; Sassano 1 (Diop 1) 78
Game #13	06/17/2011	KC 1 vs SF 0	W	Sapong 2 (Zusi 2) 31
Game #14	06/22/2011	KC 0 at PHT 0	T	
Game #15	06/25/2011	KC 2 vs VAN 1	W	Bravo 3 (penalty kick) 33; Julio Cesar 1 (Bravo 1, Zusi 3) 40
Game #16	07/02/2011	KC 2 at POR 1	W	Sapong 3 (Bravo 2) 15; Collin 2 (Sapong 3, Bestler 1) 19
Game #17	07/06/2011	KC 1 vs COL 1	T	Zusi 3 (unassisted) 62
Game #18	07/09/2011	KC 1 vs CHV 1	T	Bravo 4 (unassisted) 93+
Game #19	07/16/2011	KC 1 at HOU 1	T	Collin 3 (Espinoza 2) 90
Game #20	07/23/2011	KC 4 vs TOR 2	W	Kamara 4 (unassisted) 28; Kamara 5 (Espinoza 3, Sapong 4) 33; Bravo 5 (Jeferson 1) 37; Bravo 6 (Myers 1, Zusi 4) 64
Game #21	07/30/2011	KC 1 vs NE 1	T	Bunbury 4 (unassisted) 89
Game #22	08/03/2011	KC 2 vs RSL 0	W	Espinoza 1 (unassisted) 29; Bunbury 5 (unassisted) 34
Game #23	08/06/2011	KC 1 vs SEA 2	L	Kamara 6 (Bestler 2) 20
Game #24	08/17/2011	KC 3 vs POR 1	W	Zusi 4 (unassisted) 25; Zusi 5 (unassisted) 40; Saad 1 (unassisted) 73
Game #25	08/21/2011	KC 1 vs DC 0	W	Kamara 7 (unassisted) 19
Game #26	08/27/2011	KC 2 vs DAL 3	L	Kamara 8 (unassisted) 22; Bravo 7 (Bunbury 3) 68
Game #27	09/05/2011	KC 3 vs LA 2	T	Julio Cesar 2 (unassisted) 72; Bravo 8 (penalty kick) 92+
Game #28	09/10/2011	KC 2 vs HOU 0	W	Bunbury 6 (Zusi 5) 9; Bunbury 7 (Julio Cesar 1) 73; Sapong 4 (Kamara 3, Zusi 6) 79
Game #29	09/17/2011	KC 0 at RSL 1	L	
Game #30	09/23/2011	KC 1 vs PHI 1	T	Bravo 9 (Kamara 4) 56
Game #31	09/28/2011	KC 2 vs CLB 1	W	Kamara 9 (penalty kick) 15; own goal (James) 74
Game #32	10/01/2011	KC 1 at SF 1	T	Bunbury 8 (Sapong 5) 85
Game #33	10/15/2011	KC 2 vs NY 0	W	Bunbury 9 (Julio Cesar 2) 57; Sapong 5 (Arnaud 2, Zusi 7) 74
Game #34	10/22/2011	KC 1 at DC 0	W	Bestler 2 (Bravo 3) 54



# SPORTING KANSAS CITY – CUP COMPETITIONS – GAME-BY-GAME

## SPORTING KANSAS CITY

#	Player	U.S. OPEN CUP			
		Q1 HOU	Q2 NE	R16 CFPD	QF RICH
1	Jimmy Nielsen	120D	90D	90D	90M
2	Michael Harrington			90F	
3	Korede Aiyegbusi	75M	72M		
4	Craig Rocastle	120D	90D	7	90D
5	Matt Besler	120D		90D	
6	Shavar Thomas		79M		90D
7	Chance Myers		90M	45	
8	Graham Zusi	120F		90F	90F
9	Teal Bunbury		32		
11	Ryan Smith				
12	Konrad Warzycha			27	
14	Kevin Ellis	120D			34
15	Roger Espinoza		90D		
16	Seth Sinovic	75	90F		18
17	C.J. Sapong	120G	90G	90G	
18	Eric Kronberg	45	18	90M	90F
20	Birahim Diop				
21	Jon Kempin	30			
22	Davy Arnaud	120F	11	63M	90M
23	Kei Kamara			90D	72D
24	Scott Lorenz			90M	
27	Stephane Audray	90M	90M	45M	56M
32	Luke Sassano				
55	Tulio Cesar	120M	90D	83D	90D
78	Aurelien Collin	45F	58F	90M	60F
88	Milos Stojcev				30
99	Omar Bravo				

U.S. OPEN CUP	
1R	04/06/2011 KC 1 at HOU 0 W Sapong (Bunbury) 92
2R	05/25/2011 KC 5 vs NE 0 W Myers (Bravo) 9; Myers (unassisted) 19; Sapong (Sinovic) 24; Collin (Smith) 81; Sapong (unassisted) 88
R16	06/28/2011 KC 3 vs CHIPDL 0 W Bunbury (Sassano) 3; Stojcev (unassisted) 58; Kamara (Zusi) 59
QF	07/12/2011 KC 0 vs RICHND 2 L Bunbury

## 2011 RECORD

	<u>GP</u>	<u>W-L-T</u>	<u>PTS</u>	<u>GF</u>	<u>GA</u>
Galaxy	34	19-5-10	67	48	28

## RECORD at THE HOME DEPOT CENTER

	<u>GP</u>	<u>W-L-T</u>	<u>PTS</u>	<u>GF</u>	<u>GA</u>
	17	12-0-5	41	28	8

## RECORD on road

	<u>GP</u>	<u>W-L-T</u>	<u>PTS</u>	<u>GF</u>	<u>GA</u>
	17	7-5-5	26	20	20

## RECORD at the half

	<u>W</u>	<u>L</u>	<u>T</u>
LEADING	9	0	4
TIED	9	1	6
TRAILING	1	4	0

## RECORD with the first goal

	<u>W</u>	<u>L</u>	<u>T</u>
SCORING	16	0	4
CONCEDING	3	5	2

## TEAM COMPARISONS

	<u>FOR</u>	<u>AGAINST</u>
GOALS SCORED	1.41 (5th)	0.82 (1st)
TOTAL SHOTS	11.61 (16th)	11.97 (11th)
SHOTS ON GOAL	4.18 (12th)	3.88 (15th)
SHOOTING ACCURACY	36.0% (3rd)	32.4% (13th)
SCORING %AGE	12.2% (4th)	6.9% (18th)
FOULS	11.65 (13th)	13.29 (2nd)
CORNER KICKS	4.65 (9th)	4.62 (11th)
OFFSIDE	2.47 (10th)	3.50 (4th)

## GOALS SCORED IN GAME

GP	0	1	2	3	4+	TOT	AVG
34	6	16	6	4	2	48	1.41

## GOALS ALLOWED IN GAME

GP	0	1	2	3	4+	TOT	AVG
34	17	10	4	2	1	28	0.82

## GOALS BY INTERVALS

	TOT	0-15	16-30	31-45+	46-60	61-75	76-90+
FOR	48	4	5	10	6	13	10
AGAINST	28	5	2	5	3	7	6

## WHERE THE GOALS COME FROM

	FOR	AGAINST
GOALS SCORED	48	28
MINUTES PER GOAL	64	109

### HOW SCORED

RIGHT FOOT	27	19
LEFT FOOT	7	3
HEADERS	14	6
OTHER	0	0

### TYPE OF PLAY

OPEN PLAY	19	12
CROSS	8	5
CORNER	5	5
REBOUND	1	1
PENALTIES	4	3
DIRECT FROM FREE KICK	1	0
FREE KICK (INDIRECT)	8	1
OWN GOALS	2	1

### DISTANCE

INSIDE GOAL AREA	11	7
INSIDE PENALTY AREA	28	18
OUTSIDE PENALTY AREA	9	3

## PRIMARY TEAM





No.	Player	Pos	Ht	Wt	Birthdate	Birthplace	2011				CAREER			
							GP	GS	G	A	GP	GS	G	A
1	<b>Donovan Ricketts</b>	<b>GK</b>	6-4	200	07/06/1977	St. James, Jamaica	15	15	0	0	70	70	0	0
<i>Jamaican international in his third season with Galaxy. 2010 MLS Goalkeeper of the Year.</i>														
2	<b>Todd Dunivant</b>	<b>DF</b>	6-1	175	12/26/1980	Wheat Ridge, CO	32	32	0	4	218	209	5	17
<i>11th MLS season, third with LA Galaxy. Has also played with San Jose, New York and Toronto FC.</i>														
3	<b>Gregg Berhalter</b>	<b>DF</b>	6-1	175	08/01/1973	Englewood, NJ	10	8	0	1	52	50	0	1
<i>Third MLS season. Announced retirement at season's end. Played in two World Cups with USA.</i>														
4	<b>Omar Gonzalez</b>	<b>DF</b>	6-5	210	10/11/1988	Dallas, TX	29	29	2	1	87	87	5	2
<i>2009 MLS Rookie of the Year. Named to the MLS Best XI and a finalist for Defender of the Year in 2010.</i>														
5	<b>Sean Franklin</b>	<b>DF</b>	5-10	160	03/21/1985	Panorama City, CA	28	25	4	3	93	88	4	11
<i>2008 MLS Rookie of the Year. Made his full U.S. national team debut in 2011.</i>														
6	<b>Frankie Hejduk</b>	<b>DF</b>	5-8	155	08/05/1974	La Mesa, CA	6	6	0	0	203	197	12	25
<i>In his 12th MLS season, his first with LA after eight seasons in Columbus. Played in 1998 and 2002 World Cups.</i>														
7	<b>Jovan Kirovski</b>	<b>MF</b>	6-1	180	03/18/1976	Escondido, CA	13	2	0	0	174	128	30	13
<i>In his eighth MLS season, his second stint with LA Galaxy. Played 12 years in Europe. 62 caps with USA.</i>														
8	<b>Chris Birchall</b>	<b>MF</b>	5-9	180	05/05/1984	Stafford, England	23	17	1	0	57	46	1	3
<i>Third MLS season. Trinidad &amp; Tobago international.</i>														
10	<b>Landon Donovan</b>	<b>MF</b>	5-8	155	03/04/1982	Ontario, CA	23	21	12	3	255	237	115	94
<i>All-time U.S. national team leading goalscorer. MLS MVP in 2009. Four-time Best XI honoree. Winner of 2008 Golden Boot.</i>														
11	<b>Chad Barrett</b>	<b>FW</b>	5-11	180	04/30/1985	San Diego, CA	27	20	7	5	174	130	41	24
<i>Seventh MLS season, first with LA Galaxy. Acquired from Toronto FC in offseason.</i>														
12	<b>Josh Saunders</b>	<b>GF</b>	6-4	210	03/02/1981	Grants Pass, OR	19	18	0	0	29	26	0	0
<i>In his fourth season in his second stint with the Galaxy.</i>														
14	<b>Robbie Keane</b>	<b>FW</b>	5-9	160	07/08/1980	Dublin, Ireland	4	3	2	1	4	3	2	1
<i>Irish international acquired by the Galaxy in August.</i>														
15	<b>Dan Keat</b>	<b>MF</b>	5-10	165	09/28/1987	Barnstaple, England	5	1	0	0	5	1	0	0
<i>Third-round selection in 2011 Supplemental Draft. New Zealand youth international.</i>														
16	<b>Hector Jimenez</b>	<b>MF</b>	5-9	140	11/03/1988	Huntington Park, CA	2	1	0	0	2	1	0	0
<i>Second-round selection in 2010 SuperDraft out of University of California.</i>														
17	<b>Adam Cristman</b>	<b>FW</b>	6-0	180	01/08/1985	Washington, DC	11	5	1	1	79	46	13	7
<i>Fifth MLS season, first with LA Galaxy. Also played with New England, Kansas City, D.C. United.</i>														
18	<b>Mike Magee</b>	<b>FW</b>	5-10	160	09/02/1984	Chicago, IL	27	20	5	0	196	133	31	20
<i>In his third season with the Galaxy, in his ninth MLS season.</i>														
19	<b>Juninho</b>	<b>MF</b>	5-7	140	01/08/1989	San Jose dos Campos, Brazil	30	30	4	2	55	55	6	4
<i>In his second season with LA Galaxy, on loan from Brazil's Sao Paulo FC.</i>														
20	<b>A.J. DeLaGarza</b>	<b>DF</b>	5-9	145	11/04/1987	Bryans Road, MD	30	30	0	0	69	65	2	1
<i>Third MLS season. Second-round selection in 2009 SuperDraft out of University of Maryland.</i>														
21	<b>Dustin McCarty</b>	<b>MF</b>	5-8	165	10/12/1988	Orlando, FL	0	0	0	0	0	0	0	0
<i>Second-round selection in 2011 Supplemental Draft out of University of North Carolina.</i>														
22	<b>Leonardo</b>	<b>DF</b>	6-2	175	02/05/1988	Sao Paulo, Brazil	7	7	1	0	17	17	1	0
<i>In his second season with the Galaxy on loan from Brazil's Sao Paulo FC. Out for year with knee injury.</i>														
23	<b>David Beckham</b>	<b>MF</b>	6-0	170	05/02/1975	London, England	26	25	2	15	74	68	11	31
<i>Fifth MLS season. Has record for most appearances for England national team by a field player.</i>														
24	<b>Brian Perk</b>	<b>GK</b>	5-11	175	07/21/1989	Tampa, FL	1	1	0	0	1	1	0	0
<i>UCLA and Galaxy U-20 product claimed on waivers last year from Philadelphia Union</i>														
25	<b>Miguel Lopez</b>	<b>MF</b>	5-9	160	06/09/1988	Buenos Aires, Argentina	24	14	1	3	24	14	1	3
<i>Signed before start of 2011 season on loan from Quilmes AC in Argentina</i>														
26	<b>Michael Stephens</b>	<b>MF</b>	5-9	155	04/03/1989	Hinsdale, IL	25	12	0	1	50	33	1	9
<i>First-round selection (No. 16 overall) in 2010 SuperDraft out of UCLA.</i>														
27	<b>Bryan Jordan</b>	<b>MF</b>	5-8	155	09/13/1985	Pasadena, CA	13	5	0	2	48	13	2	3
<i>In his fourth MLS season. Also played two seasons with USL First Division Portland Timbers.</i>														
28	<b>Ryan Thomas</b>	<b>DF</b>	5-9	160	03/20/1989	Claremont, CA	1	0	0	0	1	0	0	0
<i>First-round selection in 2011 Supplemental Draft out of Stanford University.</i>														
29	<b>Dasan Robinson</b>	<b>DF</b>	5-11	160	06/06/1984	Evanston, IL	6	3	0	0	86	74	3	1
<i>Acquired from Toronto FC in a trade on Sept. 15.</i>														
30	<b>Paolo Cardozo</b>	<b>MF</b>	5-5	135	06/09/1989	Montevideo, Uruguay	17	8	0	0	17	8	0	0
<i>First-round selection (No. 16 overall) in 2011 SuperDraft. Product of Quilmes AC in Argentina.</i>														
32	<b>Jack McBean</b>	<b>FW</b>	6-1	175	12/15/1994	Newport Beach, CA	1	1	1	0	1	1	1	0
<i>A product of the LA Galaxy academy signed as Home Grown Player before the season.</i>														
33	<b>Sean Alvarado</b>	<b>DF</b>	6-3	190	09/20/1987	Beverly Hills, CA	0	0	0	0	0	0	0	0
<i>Signed before start of season. Played four years at UCLA.</i>														

COACH : Bruce Arena

09/21/1951

W128 L73 T40

LA GALAXY PLAYOFF HISTORY

vs. Team	No. of Series		Last					GF	GA	Mtg.	Round	Series Result
	Series	W-L	GP	W-L-T	OT	ShO						
Chicago	2	1-1	5	2-2-1	2-0-1	0-1	5	4	2001	Semifinals	Won 7 pts. to 1	
Chivas USA	1	1-0	2	1-0-1	0-0-0	0-0	3	2	2009	Quarterfinals	Won 1 games to 0	
Colorado	4	4-0	7	6-1-0	0-0-0	0-0	14	1	2005	Semifinals	Won 1 games to 0	
D.C. United	2	0-2	2	0-2-0	0-1-0	0-0	2	5	1999	MLS Cup '99	Lost MLS Cup '99	
FC Dallas	4	2-2	8	4-4-0	0-0-0	0-2	16	13	2010	Semifinals	Lost 1 games to 0	
Houston	1	1-0	1	1-0-0	1-0-0	0-0	2	0	2009	Semifinals	Won 1 games to 0	
Kansas City	4	2-2	9	5-3-1	2-0-1	1-0	14	15	2004	Semifinals	Lost 1 games to 0	
New England	2	2-0	2	2-0-0	2-0-0	0-0	2	0	2005	MLS Cup '05	Won MLS Cup '05	
New York	1	1-0	3	1-1-1	0-0-1	0-0	6	7	2001	Quarterfinals	Won Series Tie-Breaker	
Real Salt Lake	1	0-1	1	0-1-0	0-1-0	0-1	1	1	2009	MLS Cup '09	Lost MLS Cup '09	
San Jose	4	2-2	8	4-3-1	0-1-0	0-0	13	10	2005	Quarterfinals	Won 1 games to 0	
Seattle	1	1-0	2	2-0-0	0-0-0	0-0	3	1	2010	Quarterfinals	Won 2 games to 0	
Tampa Bay	1	1-0	2	2-0-0	0-0-0	0-0	6	2	2000	Quarterfinals	Won 6 pts. to 0	
<b>TOTALS</b>	<b>28</b>	<b>18-10</b>	<b>52</b>	<b>30-17-5</b>	<b>7-3-3</b>	<b>1-4</b>	<b>87</b>	<b>61</b>				

LA GALAXY – ALL-TIME POSTSEASON RESULTS

DATE	OPPONENT	RESULT	ATT.	W-L-T	RD.	GOALS:
09/26/1996	at San Jose	L 0-1	17,209	0-1-0	QTR	
09/29/1996	San Jose	W 2-0	27,833	1-1-0	QTR	Fraser (84); Hurtado (90)
10/02/1996	San Jose	W 2-0	30,231	2-1-0	QTR	Hurtado (31); Cienfuegos (36)
10/10/1996	Kansas City	W 2-1	25,212	3-1-0	SEM	Armas (48); Vanney (57)
10/13/1996	at Kansas City	W 1-1 (3-1)	11,041	4-1-0	SEM	Vanney (76)
10/20/1996	D.C. United	L 2-3 (OT)	34,643	4-2-0	FIN	Hurtado (5); Armas (56)
10/05/1997	Dallas	L 0-0 (0-2)	18,921	0-1-0	QTR	
10/08/1997	at Dallas	L 0-3	11,248	0-2-0	QTR	
10/01/1998	Dallas	W 6-1	10,047	1-0-0	QTR	Pena (10,69); Hermosillo (16,32); Cienfuegos (20); Welton (41)
10/04/1998	at Dallas	W 3-2	8,130	2-0-0	QTR	Hendrickson (80); Caligiuri (85); Mathis (88)
10/10/1998	Chicago	L 0-1	25,107	2-1-0	SEM	
10/16/1998	at Chicago	L 1-1 (1-2)	32,744	2-2-0	SEM	Pena (37)
10/17/1999	Colorado	W 3-0	16,307	1-0-0	QTR	Hendrickson (8); Vanney (52); Jones (57)
10/24/1999	at Colorado	W 2-0	6,542	2-0-0	QTR	Pena (74); Franchino (84)
10/31/1999	Dallas	W 2-1	17,372	3-0-0	SEM	Cienfuegos (39); Hendrickson (90)
11/07/1999	at Dallas	L 2-2 (3-4)	13,816	3-1-0	SEM	Hermosillo (13,54)
11/11/1999	Dallas	W 3-1	25,703	4-1-0	SEM	Vanney (3); Hermosillo (20); Cienfuegos (68)
11/21/1999	D.C. United	L 0-2	44,910	4-2-0	FIN	
09/14/2000	at Tampa Bay	W 1-0	5,583	1-0-0	QTR	Vanney (61)
09/20/2000	Tampa Bay	W 5-2	13,851	2-0-0	QTR	Hendrickson (14); Kelly (19); Hernandez (48); Cienfuegos (51); Jones (85)
09/29/2000	at Kansas City	T 0-0 (OT)	11,815	2-0-1	SEM	
10/03/2000	Kansas City	W 2-1 (OT)	20,849	3-0-1	SEM	Jones (16); Califf (93)
10/06/2000	at Kansas City	L 0-2 (ST)	8,320	3-1-1	SEM	
09/23/2001	MetroStars	T 1-1 (OT)	11,580	0-0-1	QTR	Caligiuri (63)
09/26/2001	at MetroStars	L 1-4	12,817	0-1-1	QTR	Victorine (4)
09/29/2001	MetroStars	W 4-2 (ST)	6,154	1-1-1	QTR	Victorine (21,33); Frye (56); Cienfuegos (98)
10/10/2001	at Chicago	T 1-1 (OT)	10,388	1-1-2	SEM	Hernandez (44)
10/13/2001	Chicago	W 1-0 (OT)	10,100	2-1-2	SEM	Vagenas (94)
10/17/2001	at Chicago	W 2-1 (OT)	13,444	3-1-2	SEM	Califf (44); Cienfuegos (98)
10/21/2001	San Jose	L 1-2 (OT)	21,626	3-2-2	FIN	Hernandez (21)
09/25/2002	Kansas City	W 3-2(OT)	14,585	1-0-0	QTR	Ruiz (62,99); Jones (85)
09/28/2002	at Kansas City	L 1-4	9,484	1-1-0	QTR	Albright (71)
10/02/2002	Kansas City	W 5-2	14,713	2-1-0	QTR	Ruiz (34,66); Jones (46,62); Tennyson (93)
10/05/2002	Colorado	W 4-0	24,742	1-0-0	SEM	Califf (21); Ruiz (24,84); Hendrickson (71)
10/09/2002	at Colorado	W 1-0	12,367	2-0-0	SEM	Ruiz (64)
10/20/2002	New England	W 1-0(OT)	61,316	1-0-0	FIN	Ruiz (113)
11/01/2003	San Jose	W 2-0	20,201	1-0-0	QTR	Victorine (59); Ruiz (62)
11/09/2003	at San Jose	L 2-5 (ST)	14,145	1-1-0	QTR	Ruiz (7); Vagenas (13)
10/22/2004	at Colorado	L 0-1	8,028	0-1-0	QTR	
10/30/2004	Colorado	W 2-0	20,026	1-1-0	QTR	Ruiz (30); Marshall (45)
11/05/2004	at Kansas City	L 0-2	11,931	1-2-0	SEM	
10/23/2005	San Jose	W 3-1	17,466	1-0-0	QTR	Gomez (13); Donovan (39,87)
10/29/2005	at San Jose	T 1-1	17,824	1-0-1	QTR	Grabavoy (67)
11/05/2005	at Colorado	W 2-0	12,789	2-0-1	SEM	Donovan (28,88)
11/13/2005	at New England	W 1-0 (OT)	21,193	3-0-1	FIN	Ramirez (105)
11/01/2009	at Chivas USA	T 2-2	25,218	0-0-1	QTR	LA: Magee (14) Donovan (41); CHV: Santos (4) Galindo (50)
11/08/2009	Chivas USA	W 1-0	27,000	1-0-1	QTR	LA: Donovan (73)
11/13/2009	Houston	W 2-0 (OT)	25,373	2-0-1	SEM	LA: Berhalter (103) Donovan (109)
11/22/2009	Real Salt Lake	L 1-1 (OT)	46,011	2-1-1	FIN	LA: Magee (41); RSL: Findley (64)

10/31/2010	at Seattle	W 1-0	35,521	1-0-0	QTR LA: Buddle (38)
11/07/2010	Seattle	W 2-1	27,000	2-0-0	QTR LA: Buddle (19) Gonzalez (27); SEA: Zakuani (86)
10/31/2010	at Seattle	W 1-0	35,521	1-0-0	QTR LA: Buddle (38)
11/07/2010	Seattle	W 2-1	27,000	2-0-0	QTR LA: Buddle (19) Gonzalez (27); SEA: Zakuani (86)
11/14/2010	FC Dallas	L 0-3	27,000	2-1-0	SEM DAL: Ferreira (26) John (54) Chavez (73)

**CAREER POSTSEASON STATISTICS FOR CURRENT LA GALAXY PLAYERS**

UNF	POS	PLAYER	GP	GS	MIN	G	A	SHT	SOG	PKG	PKA	SKG	SKA	FC	FS	OFF	CK	C	E
11	F	Chad Barrett	6	3	271	1	0	10	6	0	0	0	0	1	0	1	0	0	0
23	M	David Beckham	7	7	678	0	3	15	6	0	0	1	1	14	9	1	33	2	0
3	D	Gregg Berhalter	5	4	426	1	0	2	1	0	0	1	1	9	7	0	0	0	0
8	M	Chris Birchall	5	2	217	0	0	3	0	0	0	0	0	3	1	0	0	3	0
17	F	Adam Cristman	3	0	22	0	0	3	1	0	0	0	0	1	0	0	0	0	0
20	D	A.J. DeLaGarza	5	4	421	0	0	1	0	0	0	0	0	4	10	0	0	0	0
10	M-F	Landon Donovan	25	25	2368	17	8	73	40	2	2	0	1	36	70	10	34	4	0
2	D	Todd Dunivant	13	12	1150	0	0	2	0	0	0	0	0	14	5	1	0	2	0
5	D	Sean Franklin	7	7	690	0	0	1	1	0	0	0	0	8	2	0	0	1	0
19	M	Juninho	3	3	270	0	0	5	1	0	0	0	0	4	0	0	0	1	0
4	D	Omar Gonzalez	7	7	659	1	1	6	3	0	0	0	0	4	2	0	0	0	0
6	D	Frankie Hejduk	17	16	1498	1	1	21	10	0	0	0	0	20	26	3	0	2	0
7	F	Jovan Kirovski	14	9	1021	1	2	26	8	1	1	2	3	25	8	6	9	2	0
18	F-M	Mike Magee	10	8	684	2	0	21	6	0	0	1	1	11	13	3	2	0	0
29	D	Dasan Robinson	8	8	735	0	0	3	1	0	0	0	0	19	17	0	0	2	0

UNF	POS	GOALKEEPER	GP	GS	MIN	SHTS	SV	GA	GAA	PKG	PKA	SKG	SKA	W	L	T	SO
1	GK	Donovan Ricketts	7	7	636	0	24	7	0.99	0	0	0	0	4	1	1	3
12	GK	Josh Saunders	1	0	54	0	1	0	0.00	0	0	5	7	0	0	1	0

## ALL-TIME LOS ANGELES GALAXY POSTSEASON STATISTICS (30-16-6, 93 PTS.)

PLAYER	GP	GS	MIN	G	A
Carlos Ruiz	11	11	1023	11	2
Mauricio Cienfuegos	35	34	2992	7	14
Landon Donovan	11	11	1080	7	2
Cobi Jones	45	43	3938	6	13
Ezra Hendrickson	29	25	2362	5	3
Greg Vanney	26	25	2238	5	3
Carlos Herмосillo	9	9	750	5	1
Sasha Victorine	20	19	1715	4	2
Danny Pena	12	12	992	4	0
Luis Hernandez	10	8	808	3	5
Danny Califf	19	18	1706	3	0
Eduardo Hurtado	7	6	589	3	0
Peter Vagenas	19	17	1677	2	2
Paul Caligiuri	23	23	2022	2	1
Chris Armas	8	8	724	2	0
Edson Buddle	7	7	609	2	0
Mike Magee	7	7	595	2	0
Chris Albright	14	9	933	1	3
Tyrone Marshall	14	14	1328	1	2
Welton	6	4	389	1	2
Adam Frye	11	5	568	1	1
Omar Gonzalez	7	7	659	1	1
Clint Mathis	9	6	558	1	1
Gregg Berhalter	5	4	426	1	0
Joe Franchino	7	4	351	1	0
Robin Fraser	21	21	1832	1	0
Herculez Gomez	4	4	380	1	0
Ned Grabavoy	4	4	298	1	0
Brian Kelly	4	4	298	1	0
Guillermo Ramirez	1	0	54	1	0
McKinley Tennyson	2	0	5	1	0
Simon Elliott	25	21	1992	0	6
Roy Myers	6	6	466	0	4
David Beckham	7	7	678	0	3
Martin Machon	6	6	507	0	3
Hong Myung-Bo	2	2	186	0	2
Alexi Lalas	10	7	650	0	2
Alejandro Moreno	9	7	564	0	2
Jorge Campos	6	6	544	0	1
Kevin Hartman	39	39	3592	0	1
Steve Jolley	6	4	435	0	1
Jovan Kirovski	8	4	492	0	1
Brian Mullan	8	1	184	0	1
Ante Razov	5	4	251	0	1
Craig Waibel	5	2	245	0	1
Alex Cazumba	1	0	35	0	0
Chris Birchall	5	2	217	0	0
Tristan Bowen	1	0	19	0	0
Paul Broome	3	2	209	0	0
Dan Calichman	8	7	594	0	0
Pablo Chinchilla	1	1	90	0	0
Brian Ching	2	0	6	0	0
Ednaldo da Conceicao	4	0	25	0	0
A.J. DeLaGarza	5	4	421	0	0
Todd Dunivant	8	7	700	0	0
Sean Franklin	7	7	690	0	0
John Garvey	1	0	6	0	0
Seth George	1	0	3	0	0
Alan Gordon	7	0	88	0	0
Daniel Hernandez	1	0	18	0	0
Andreas Herzog	1	0	31	0	0
Zak Ibsen	9	4	379	0	0
Ugo Ihemelu	4	4	390	0	0
Guillermo Jara	1	0	12	0	0
Juninho	3	3	270	0	0
Harut Karapetyan	8	5	478	0	0
Chris Klein	4	2	184	0	0
Dema Kovalenko	6	6	509	0	0
David Kramer	3	0	72	0	0
Eddie Lewis	6	3	306	0	0
Ricky Lewis	1	0	1	0	0
Paulo Nagamura	4	3	369	0	0
Joseph Ngwenya	1	1	57	0	0
Arash Noamouz	3	2	158	0	0
Curt Onalfo	3	1	150	0	0
Marvin Quijano	2	0	26	0	0
Matt Reis	1	0	51	0	0
Donovan Ricketts	7	7	636	0	0
Jorge Salcedo	7	5	474	0	0
Wellington Sanchez	3	0	68	0	0

## LA GALAXY

Marcelo Saragosa	5	4	283	0	0
Josh Saunders	1	0	54	0	0
Mark Semioli	5	5	406	0	0
Ryan Suarez	1	0	9	0	0
Brian Taylor	1	0	8	0	0
Arturo Torres	4	2	246	0	0
Jose Vasquez	1	0	23	0	0
Sebastien Vorbe	3	0	31	0	0
Brad Wilson	1	0	2	0	0
Team totals	52	52	4893	87	87
Opponent totals	52	52	4893	61	68

### GALAXY INDIVIDUAL GOALKEEPING

GOALKEEPER	GP	GS	SV	GA	GAA	SO
David Kramer	3	0	2	0	0.00	1
Matt Reis	1	0	0	0	0.00	1
Josh Saunders	1	0	1	0	0.00	0
Donovan Ricketts	7	7	24	7	0.99	3
Jorge Campos	6	6	25	6	0.99	1
Kevin Hartman	39	39	137	48	1.20	12
Team totals	52	52	194	61	1.12	18
Opponent totals	52	52	196	87	1.60	10

## LA GALAXY INDIVIDUAL HIGH GAMES (2011)

Goals  
2 5 times

Assists  
2 5 times

Shots

6	Juan Pablo Angel	06/11/2011	vs. TOR	T 2-2
6	Paolo Cardozo	09/09/2011	vs. COL	W 1-0

Shots on Goal

4	Chad Barrett	05/07/2011	vs. NY	T 1-1
4	Landon Donovan	07/30/2011	at VAN	W 4-0
4	Paolo Cardozo	09/09/2011	vs. COL	W 1-0

Fouls Committed

5	Chris Birchall	03/26/2011	at RSL	L 1-4
5	David Beckham	05/21/2011	at CHV	W 1-0

Fouls Suffered

6	Paolo Cardozo	10/01/2011	vs. RSL	W 2-1
---	---------------	------------	---------	-------

Offside

3	Juan Pablo Angel	05/07/2011	vs. NY	T 1-1
3	Adam Cristman	08/20/2011	vs. SJ	W 2-0
3	Jack McBean	10/23/2011	at HOU	L 1-3

Saves

6	Josh Saunders	03/15/2011	at SEA	W 1-0
6	Donovan Ricketts	04/23/2011	vs. POR	W 3-0

Shots Faced  
6 5 times

Goals Allowed

4	Josh Saunders	03/26/2011	at RSL	L 1-4
---	---------------	------------	--------	-------

## TEAM HIGH GAMES (2011)

Goals

4	05/14/2011	vs. KC	W 4-1
4	07/30/2011	at VAN	W 4-0

Assists

5	09/17/2011	vs. VAN	W 3-0
---	------------	---------	-------

Shots

17	05/25/2011	vs. HOU	W 1-0
17	05/28/2011	at NE	W 1-0
17	06/11/2011	vs. TOR	T 2-2
17	07/30/2011	at VAN	W 4-0
17	09/24/2011	at CLB	W 1-0

Shots on Goal

9	05/07/2011	vs. NY	T 1-1
---	------------	--------	-------

Fouls Committed

22	08/20/2011	vs. SJ	W 2-0
----	------------	--------	-------

Fouls Suffered

24	10/01/2011	vs. RSL	W 2-1
----	------------	---------	-------

Corner Kicks

16	07/20/2011	vs. CLB	W 1-0
----	------------	---------	-------

Offside

7	05/07/2011	vs. NY	T 1-1
7	08/20/2011	vs. SJ	W 2-0

Saves

6	03/15/2011	at SEA	W 1-0
6	04/23/2011	vs. POR	W 3-0
6	06/25/2011	at SJ	T 0-0

Shots Faced  
6 7 times

Goals Allowed

4	03/26/2011	at RSL	L 1-4
---	------------	--------	-------

## TEAM LOW GAMES (2011)

Shots

5	10/23/2011	at HOU	L 1-3
---	------------	--------	-------

Shots on Goal

1	04/13/2011	at TOR	T 0-0
1	06/03/2011	vs. DC	T 0-0
1	06/25/2011	at SJ	T 0-0
1	08/03/2011	at POR	L 0-3

Fouls Committed

4	10/04/2011	at NY	L 0-2
---	------------	-------	-------

Fouls Suffered

8	07/20/2011	vs. CLB	W 1-0
8	07/30/2011	at VAN	W 4-0
8	09/09/2011	vs. COL	W 1-0

Corner Kicks

1	04/13/2011	at TOR	T 0-0
1	06/25/2011	at SJ	T 0-0

Offside

0	05/25/2011	vs. HOU	W 1-0
0	08/03/2011	at POR	L 0-3

Saves

0	03/20/2011	vs. NE	T 1-1
0	04/02/2011	vs. PHI	W 1-0

Shots Faced  
0 04/02/2011 vs. PHI W 1-0

## LA GALAXY INDIVIDUAL POSTSEASON HIGH GAMES (1996-2010)

Goals  
2 10 times

Assists

3	Mauricio Cienfuegos	10/01/1998	vs. DAL	W 6-1
3	Martin Machon	10/01/1998	vs. DAL	W 6-1
3	Luis Hernandez	09/20/2000	vs. TB	W 5-2

Shots

9	Carlos Ruiz	09/25/2002	vs. KC	W 3-2
9	Carlos Ruiz	10/20/2002	vs. NE	W 1-0
9	Herculez Gomez	11/13/2005	at NE	W 1-0

Shots on Goal

6	Carlos Ruiz	09/25/2002	vs. KC	W 3-2
---	-------------	------------	--------	-------

Fouls Committed

7	Greg Vanney	09/14/2000	at TB	W 1-0
7	Carlos Ruiz	10/30/2004	vs. COL	W 2-0

Fouls Suffered

7	Cobi Jones	11/21/1999	vs. DC	L 0-2
7	Carlos Ruiz	10/05/2002	vs. COL	W 4-0
7	Landon Donovan	11/22/2009	vs. RSL	L 1-1

Offside

6	Luis Hernandez	09/14/2000	at TB	W 1-0
---	----------------	------------	-------	-------

Saves

8	Kevin Hartman	09/29/2000	at KC	T 0-0
8	Donovan Ricketts	10/31/2010	at SEA	W 1-0

Shots Faced

9	Kevin Hartman	09/26/2001	at MET	L 1-4
9	Kevin Hartman	11/09/2003	at SJ	L 2-5

Goals Allowed

5	Kevin Hartman	11/09/2003	at SJ	L 2-5
---	---------------	------------	-------	-------

## LA GALAXY TEAM POSTSEASON HIGH GAMES (1996-2010)

Goals

6	10/01/1998	vs. DAL	W 6-1
---	------------	---------	-------

Assists

9	10/01/1998	vs. DAL	W 6-1
---	------------	---------	-------

Shots

29	09/23/2001	vs. MET	T 1-1
----	------------	---------	-------

Shots on Goal

13	10/01/1998	vs. DAL	W 6-1
----	------------	---------	-------

Fouls Committed

29	10/13/2001	vs. CHI	W 1-0
----	------------	---------	-------

Fouls Suffered

26	10/06/2000	at KC	L 0-2
26	10/05/2002	vs. COL	W 4-0

Corner Kicks

11	09/29/1996	vs. SJ	W 2-0
----	------------	--------	-------

Offside

10	09/20/2000	vs. TB	W 5-2
----	------------	--------	-------

Saves

8	09/29/2000	at KC	T 0-0
8	10/31/2010	at SEA	W 1-0

Shots Faced

9	09/26/2001	at MET	L 1-4
9	11/09/2003	at SJ	L 2-5

Goals Allowed

5	11/09/2003	at SJ	L 2-5
---	------------	-------	-------

## TEAM POSTSEASON LOW GAMES (1996-2010)

Shots

6	10/20/1996	vs. DC	L 2-3
6	10/05/1997	vs. DAL	L 0-0
6	09/29/2000	at KC	T 0-0
6	10/29/2005	at SJ	T 1-1
6	11/05/2005	at COL	W 2-0

Shots on Goal

1	09/29/2000	at KC	T 0-0
---	------------	-------	-------

Fouls Committed

9	09/28/2002	at KC	L 1-4
---	------------	-------	-------

Fouls Suffered

6	11/01/2009	at CHV	T 2-2
---	------------	--------	-------

Corner Kicks

1	09/14/2000	at TB	W 1-0
1	10/29/2005	at SJ	T 1-1

Offside

0	09/23/2001	vs. MET	T 1-1
0	10/05/2002	vs. COL	W 4-0
0	11/08/2009	vs. CHV	W 1-0
0	11/13/2009	vs. HOU	W 2-0

Saves

1	9 times		
---	---------	--	--

Shots Faced

1	10/05/1997	vs. DAL	L 0-0
1	09/14/2000	at TB	W 1-0
1	10/09/2002	at COL	W 1-0
1	10/20/2002	vs. NE	W 1-0



2011 LA GALAXY STATISTICS (19-5-10, 67 pts.)

UNF	POS	PLAYER	GP	GS	MIN	G	A	SHT	SOG	FC	FS	OFF	CK	C	E
10	M	Landon Donovan	23	21	1915	12	3	42	23	36	37	3	18	4	0
11	F	Chad Barrett	27	20	1583	7	5	49	19	13	15	10	0	0	0
18	F	Mike Magee	27	20	1772	5	0	28	11	30	34	3	3	2	0
5	D	Sean Franklin	28	25	2338	4	3	15	7	23	12	3	0	2	0
19	M	Juninho	30	30	2556	4	2	39	13	35	43	0	8	4	1
9	F	*Juan Pablo Angel	22	17	1519	3	1	39	16	20	7	24	0	0	0
23	M	David Beckham	26	25	2226	2	15	29	9	26	47	2	117	10	0
4	D	Omar Gonzalez	29	29	2599	2	1	18	6	16	21	0	0	3	0
14	F	Robbie Keane	4	3	275	2	1	5	3	1	1	6	0	0	0
25	M	Miguel Lopez	24	14	1165	1	3	30	8	19	22	10	3	2	0
17	F	Adam Cristman	11	5	527	1	1	8	2	14	18	8	0	0	0
8	M	Chris Birchall	23	17	1551	1	0	26	4	27	15	1	0	3	1
22	D	Leonardo	7	7	630	1	0	2	1	5	5	0	0	1	0
32	F	Jack McBean	1	1	90	1	0	1	1	1	4	3	0	0	0
2	D	Todd Dunivant	32	32	2880	0	4	12	5	25	30	4	0	2	0
27	M	Bryan Jordan	13	5	581	0	2	0	0	6	6	1	0	1	0
3	D	Gregg Berhalter	10	8	748	0	1	5	1	13	8	0	0	3	0
26	M	Michael Stephens	25	12	1109	0	1	7	2	13	4	0	0	3	0
30	M	Paolo Cardozo	17	8	821	0	0	26	9	18	30	4	4	1	0
20	D	A.J. DeLaGarza	30	30	2627	0	0	3	1	31	31	1	0	3	0
6	D	Frankie Hejduk	6	6	472	0	0	2	1	13	1	0	0	5	0
16	M	Hector Jimenez	2	1	115	0	0	0	0	1	0	1	5	0	0
15	M	Dan Keat	5	1	117	0	0	3	0	2	2	0	0	0	0
7	M	Jovan Kirovski	13	2	244	0	0	4	0	4	1	0	0	1	1
24	G	Brian Perk	1	1	90	0	0	0	0	0	0	0	0	0	0
1	G	Donovan Ricketts	15	15	1284	0	0	0	0	0	3	0	0	1	0
29	D	Dasan Robinson (TOT)	6	3	338	0	0	3	0	4	9	1	0	1	0
29	D	Dasan Robinson (LA)	1	1	90	0	0	2	0	2	4	0	0	0	0
12	G	Josh Saunders	19	18	1639	0	0	0	0	1	3	0	0	1	1
28	D	Ryan Thomas	1	0	13	0	0	0	0	1	0	0	0	0	0
33	D	Sean Alvarado	0	0	0	0	0	0	0	0	0	0	0	0	0
21	M	Dustin McCarty	0	0	0	0	0	0	0	0	0	0	0	0	0
		Own-goals received				2									
		Team totals	34	34	3060	48	43	395	142	396	452	84	158	52	4
		Opponent totals	34	34	3060	28	20	407	132	452	396	119	157	58	5

GAME-WINNING GOALS: Landon Donovan 4, Chad Barrett 4, Juninho 3, Leonardo 1, Mike Magee 1  
Miguel Lopez 1, Robbie Keane 1, Omar Gonzalez 1, Sean Franklin 1  
David Beckham 1

GAME-WINNING ASSISTS: David Beckham 7, Sean Franklin 2, Chad Barrett 2, Miguel Lopez 1  
Robbie Keane 1, Todd Dunivant 1, Landon Donovan 1, Adam Cristman 1  
Gregg Berhalter 1

PENALTY KICK GOALS/ATTEMPTS: Landon Donovan 4-4

LA GALAXY INDIVIDUAL GOALKEEPING

UNF	POS	GOALKEEPER	GP	GS	MIN	SHTS	SV	GA	GAA	PG	PA	W	L	T	SO
18	F	Mike Magee	1	0	45	3	3	0	0.00	0	0	0	0	1	0
24	G	Brian Perk	1	1	90	2	2	0	0.00	0	1	0	0	1	1
1	G	Donovan Ricketts	15	15	1284	54	41	11	0.77	1	1	7	3	4	7
12	G	Josh Saunders	19	18	1639	73	55	17	0.93	2	2	12	2	4	8
		Team totals	34	34	3060	132	101	28	0.82	3	4	19	5	10	17
		Opponent totals	34	34	3060	142	91	48	1.41	4	4	5	19	10	6

\* = Played with other teams in 2011. Only LA Galaxy statistics listed here.

LA GALAXY 2011 SCHEDULE

DAY	DATE	OPPONENT	RESULT	ATT.	W-L-T	POS.	PTS	NOTES:
Tue.	Mar. 15	at Seattle	W 1-0	36,433	1-0-0	1	3	LA: Juninho (58)
Sun.	Mar. 20	New England	T 1-1	27,000	1-0-1	1	4	LA: Juninho (39); NE: Joseph (3)
Sat.	Mar. 26	at Real Salt Lake	L 1-4	20,507	1-1-1	3	4	LA: Angel (79); RSL: Williams (2) Morales (10,41) Araujo (68)
Sat.	Apr. 2	Philadelphia	W 1-0	24,998	2-1-1	1	7	LA: Leonardo (33)
Sat.	Apr. 9	at D.C. United	T 1-1	26,622	2-1-2	3	8	LA: Magee (12); DC: Davies (90)
Wed.	Apr. 13	at Toronto FC	T 0-0	22,453	2-1-3	0	9	
Sun.	Apr. 17	at Chicago	W 2-1	18,203	3-1-3	0	12	LA: Barrett (42) Gonzalez (72); CHI: Oduro (89)
Sat.	Apr. 23	Portland	W 3-0	23,719	4-1-3	1	15	LA: Barrett (4) Donovan (8,67)
Sun.	May 1	at FC Dallas	L 1-2	21,867	4-2-3	0	15	LA: Donovan (51); DAL: Castillo (47) Shea (88)
Sat.	May 7	New York	T 1-1	27,000	4-2-4	1	16	LA: Donovan (41); NY: Henry (4)
Wed.	May 11	at Philadelphia	T 1-1	19,178	4-2-5	0	17	LA: Donovan (24); PHI: Mwanga (84)
Sat.	May 14	Sporting KC	W 4-1	19,763	5-2-5	1	20	LA: Donovan (44,46) Angel (64) Beckham (87); KC: own goal (39)
Sat.	May 21	at Chivas USA	W 1-0	27,000	6-2-5	1	23	LA: Barrett (26)
Wed.	May 25	Houston	W 1-0	14,458	7-2-5	1	26	LA: Donovan (45)
Sat.	May 28	at New England	W 1-0	21,793	8-2-5	1	29	LA: Lopez (69)
Fri.	June 3	D.C. United	T 0-0	20,036	8-2-6	1	30	
Sat.	June 11	Toronto FC	T 2-2	20,675	8-2-7	1	31	LA: Birchall (2) Angel (90); TOR: Gordon (68,90)
Sat.	June 18	at Colorado	W 3-1	18,277	9-2-7	1	34	LA: own goal (25) Juninho (42) Barrett (80); COL: Casey (64)
Sat.	June 25	at San Jose	T 0-0	10,872	9-2-8	1	35	
Mon.	July 4	Seattle	T 0-0	27,000	9-2-9	1	36	
Sat.	July 9	Chicago	W 2-1	21,762	10-2-9	1	39	LA: Donovan (58) Beckham (66); CHI: Nazarit (62)
Wed.	July 20	Columbus	W 1-0	24,709	11-2-9	1	42	LA: Franklin (70)
Sat.	July 30	at Vancouver	W 4-0	27,500	12-2-9	0	45	LA: Donovan (61,75) Franklin (80) Cristman (90)
Wed.	Aug. 3	at Portland	L 0-3	18,627	12-3-9	1	45	POR: Chabala (26) Perlaza (33) Brunner (68)
Sat.	Aug. 6	FC Dallas	W 3-1	21,546	13-3-9	1	48	LA: Gonzalez (32) Juninho (62) Magee (81); DAL: Chavez (9)
Sat.	Aug. 20	San Jose	W 2-0	27,000	14-3-9	1	51	LA: Keane (21) Magee (90)
Mon.	Sept. 5	at Sporting KC	T 2-2	20,512	14-3-10	0	52	LA: Franklin (25,74); KC: Santos (72) Bravo (90)
Fri.	Sept. 9	Colorado	W 1-0	20,068	15-3-10	1	55	LA: Donovan (36)
Sat.	Sept. 17	Vancouver	W 3-0	22,959	16-3-10	1	58	LA: Magee (40,75) Keane (64)
Sat.	Sept. 24	at Columbus	W 1-0	21,203	17-3-10	1	61	LA: Barrett (90)
Sat.	Oct. 1	Real Salt Lake	W 2-1	27,000	18-3-10	1	64	LA: Barrett (59) own goal (72); RSL: Espindola (45)
Tue.	Oct. 4	at New York	L 0-2	25,186	18-4-10	0	64	NY: Rodgers (31) Henry (60)
Sun.	Oct. 16	Chivas USA	W 1-0	27,000	19-4-10	1	67	LA: Barrett (53)
Sun.	Oct. 23	at Houston	L 1-3	30,018	19-5-10	0	67	LA: McBean (88); HOU: Moffat (27) Boswell (48) Costly (74)

LA GALAXY – GAME-BY-GAME

#	Player	1	2	3	4	5	6	7	8	9	10	11	12	13	14	15	16	17	18	19	20	21	22	23	24	25	26	27	28	29	30	31	32	33	34			
1	Donovan Ricketts	SEA 1-0	NE 1-1	RSL 1-4	PHI 1-0	DC 1-1	TOR 0-0	CHI 2-1	POR 3-0	DAL 1-2	NY 1-1	PHI 1-1	KC 4-1	CHV 1-0	HOU 1-0	NE 1-0	DC 0-0	TOR 2-2	COL 3-1	SJ 0-0	SEA 0-0	CHI 2-1	CLB 1-0	VAN 4-0	POR 0-3	DAL 3-1	SJ 2-0	KC 2-2	COL 1-0	VAN 3-0	CLB 1-0	RSL 2-1	NY 0-2	CHV 1-0	HOU 1-3			
2	Todd Dunivant	90D	90D	90D	90D	90D	90D	90D	90D	90D	90D	90D	90D	90D	90D	90D	90D	90D	90D	90D	90D	90D	90D	90D	90D	90D	90D	90D	90D	90D	90D	90D	90D	90D	90D	90D		
3	Gregg Berhalter																																					
4	Omar Gonzalez				90D	90D	90D	90D	90D	90D	90D	90D	90D	90D	90D	90D	90D	90D	90D	90D	90D	90D	90D	90D	90D	90D	90D	90D	90D	90D	90D	90D	90D	90D	90D	90D	90D	
5	Sean Franklin																																					
6	Frankie Hejduk																																					
7	Jovan Kirovski	11			1	10				7		7			1		45		9				83M			90M			2				1		45D		77D	
8	Chris Birchall	90M	90M	90M	53M																																	
9	Juan Pablo Angel																																					
10	Landon Donovan	90M	90M		90M																																	
11	Chad Barrett	79F	63F	45F	1	1	90F	77F	90F	90F	80F	1	81F	71F	74F	62F	82F	70F	29	6	90F																	
12	Tosh Saunders	90G	90G	90G																																		
14	Robbie Keane																																					
15	Dan Keat																																					
16	Hector Jimenez																																					
17	Adam Cristman																																					
18	Mike Magee	76F	63F																																			
19	Tuninho	90M	90M	90M	90M	90M	90M	90M	90M	90M	90M	90M	90M	90M	90M	90M	90M	90M	90M	90M	90M	90M	90M	90M	90M	90M	90M	90M	90M	90M	90M	90M	90M	90M	90M	90M		
20	A.J. DelaGarza	90D	90D	90D																																		
21	Dustin McCarty																																					
22	Leonardo	90D	90D	90D	90D	90D	90D	90D	90D	90D	90D	90D	90D	90D	90D	90D	90D	90D	90D	90D	90D	90D	90D	90D	90D	90D	90D	90D	90D	90D	90D	90D	90D	90D	90D	90D		
23	David Beckham	90M	90M	87M	89M	80M	90M																															
24	Brian Perz																																					
25	Miguel Lopez			45	57F	75F	6	90F	45F		10	83F	61F	19	16	90F	68F	81M	61F	66F		23	69F	5	45													
26	Michael Stephens																																					
27	Bryan Jordan				3	33																																
28	Ryan Thomas																																					
29	Kyle Davies																																					
29	Dasan Robinson																																					
30	Paolo Cardozo																																					
32	Jack McBean																																					
33	Sean Alvarado																																					

"00" = 100 minutes played  
 F/M/D/G = starting position

Played for other teams:  
 Dasan Robinson played 248 minutes for CHI

LA GALAXY – GAME-BY-GAME LOG

Game #1	03/15/2011	LA 1 at SEA 0	W	Juninho 1 (Dunivant 1) 58
Game #2	03/20/2011	LA 1 vs NE 1	T	Juninho 2 (unassisted) 39
Game #3	03/26/2011	LA 1 at RSL 4	L	Angel 1 (Beckham 1) 80
Game #4	04/02/2011	LA 1 vs PHT 0	W	Leonardo 1 (Beckham 2) 33
Game #5	04/09/2011	LA 1 at DC 1	T	Magee 1 (Beckham 3) 12
Game #6	04/13/2011	LA 0 at TOR 0	T	
Game #7	04/17/2011	LA 2 vs CHI 1	W	Barrett 1 (Lopez 1) 42; Gonzalez 1 (Lopez 2) 72
Game #8	04/23/2011	LA 3 vs POR 0	W	Barrett 2 (Donovan 1, Beckham 4) 4; Donovan 1 (penalty kick) 8; Donovan 2 (Angel 1, Barrett 1) 67
Game #9	05/01/2011	LA 1 at DAL 2	L	Donovan 3 (Juninho 1) 51
Game #10	05/07/2011	LA 1 vs NY 1	T	Donovan 4 (Beckham 5) 41
Game #11	05/11/2011	LA 1 at PHI 1	T	Donovan 5 (unassisted) 24
Game #12	05/14/2011	LA 4 vs KC 1	W	Donovan 6 (penalty kick) 44; Donovan 7 (Barrett 2) 46; Angel 2 (Barrett 3) 64; Beckham 1 (unassisted) 87
Game #13	05/21/2011	LA 1 at CHV 0	W	Barrett 3 (Beckham 6) 26
Game #14	05/25/2011	LA 1 vs HOU 0	W	Donovan 8 (penalty kick) 46+
Game #15	05/28/2011	LA 1 at NE 0	W	Lopez 1 (Beckham 7) 69
Game #16	06/03/2011	LA 0 vs DC 0	T	
Game #17	06/11/2011	LA 2 vs TOR 2	T	Birchall 1 (Lopez 3, Dunivant 2) 2; Angel 3 (unassisted) 91+
Game #18	06/18/2011	LA 3 at COL 1	W	own goal (Moor) 25; Juninho 3 (unassisted) 42; Barrett 4 (Dunivant 3, Juninho 2) 80
Game #19	06/25/2011	LA 0 at SJ 0	T	
Game #20	07/04/2011	LA 0 vs SEA 0	T	
Game #21	07/09/2011	LA 2 vs CHI 1	W	Donovan 9 (Beckham 8) 58; Beckham 2 (unassisted) 66
Game #22	07/20/2011	LA 1 vs CLB 0	W	Franklin 1 (unassisted) 70
Game #23	07/30/2011	LA 4 at VAN 0	W	Donovan 10 (Franklin 1) 61; Donovan 11 (penalty kick) 75; Franklin 2 (Donovan 2, Dunivant 4) 80; Cristman 1 (unassisted) 90
Game #24	08/03/2011	LA 0 at POR 3	L	
Game #25	08/06/2011	LA 3 vs DAL 1	W	Gonzalez 2 (unassisted) 32; Juninho 4 (Bernhalter 1, Beckham 9) 62; Magee 2 (Beckham 10) 81
Game #26	08/20/2011	LA 2 vs SJ 0	W	Keane 1 (Beckham 11) 21; Magee 3 (Franklin 2, Donovan 3) 90
Game #27	09/05/2011	LA 2 at KC 2	T	Franklin 3 (Gonzalez 1) 25; Franklin 4 (Beckham 12) 74
Game #28	09/09/2011	LA 1 vs COL 0	W	Donovan 12 (Franklin 3, Barrett 4) 36
Game #29	09/17/2011	LA 3 vs VAN 0	W	Magee 4 (Keane 1, Beckham 13) 40; Keane 2 (Jordan 1) 64; Magee 5 (Jordan 2, Beckham 14) 75
Game #30	09/24/2011	LA 1 at CLB 0	W	Barrett 5 (unassisted) 93+
Game #31	10/01/2011	LA 2 vs RSL 1	L	Barrett 6 (Beckham 15) 59; own goal (Borchers) 72
Game #32	10/04/2011	LA 0 at NY 2	W	
Game #33	10/16/2011	LA 1 vs CHV 0	W	Barrett 7 (Cristman 1) 53
Game #34	10/23/2011	LA 1 at HOU 3	L	McBean 1 (Barrett 5, Stephens 1) 88

# LA GALAXY –CUP COMPETITIONS – GAME-BY-GAME

#	Player	U.S. OPEN CUP		CONCACAF CHAMPIONS LEAGUE 11/12						
		R16 LABL	QF SEA	GrpA MOTG	GrpA LDA	GrpA MRLA	GrpA LDA	GrpA MRLA	GrpA MOTG	
1	Donovan Ricketts	2-1	1-3	2-0	2-0	1-2	0-1	2-1	1-0	
2	Todd Dunivant		90D	90D	90D	90D	90D	90D	90D	
3	Gregg Berhalter		90D	90D	27D	90D	90D	90D	90D	
4	Omar Gonzalez		90D	90D	90D	90D	90D	90D	90D	
5	Sean Franklin		90D	84M						
6	Frankie Hejduk					90D		74D	90D	
7	Jovan Kirovski		64M		1	3			26	
8	Chris Birchall		90M			87M				
9	Juan Pablo Angel									
10	Landon Donovan			90F	90M	90M	90M	90M	21	
11	Chad Barrett		83F		19	26	62F	23	64F	
12	Josh Saunders			90G	90G	90G	90G	90G	90G	
14	Robbie Keane				89F	90F	90F			
15	Dan Keat									
16	Hector Jimenez							16		
17	Adam Cristman		7	90F	71F	64F	28	67F	90M	
18	Mike Magee		90M	88M	90M	77M	90M	45F	90M	
19	Tuninho		26	90M	90M	90M	68M	90M	90M	
20	A.J. Delagarza		90D	90D	90D	90D	90D	90D	90D	
21	Dustin McCarty									
22	Leonardo									
23	David Beckham		90G		76M	90M	90M	90M	90M	
24	Brian Peck									
25	Miguel Lopez		45	26	2				69F	
26	Michael Stephens		90M	90M	14	90M	90M	90M	80M	
27	Bryan Jordan		45M	90D		13	90D	45		
28	Ryan Thomas									
29	Kyle Davies									
30	Paolo Cardozo		90M	64F			22	90M	10	
32	Jack McBean									
33	Sean Alvarado									
U.S. OPEN CUP										
R16	06/28/2011	LA 2	vs	LABLUE 1	W	Gonzalez (Tuninho) 75;	Magee (Gonzalez) 81			
QF	07/13/2011	LA 1	at	SEA 3	L	Cristman (Birchall) 40				
CONCACAF CHAMPIONS LEAGUE 11/12										
GrpA	08/16/2011	LA 2	vs	MOTGUA 0	W	Cristman (Delagarza) 13;	Donovan (Beckham) 60			
GrpA	08/25/2011	LA 2	vs	LDALAU 0	W	Gonzalez (Beckham) 38;	Barrett (Franklin 1) 77			
GrpA	09/13/2011	LA 1	at	MORELA 2	L	Keane (Donovan) 52				
GrpA	09/21/2011	LA 0	at	LDALAU 1	L					
GrpA	09/28/2011	LA 2	vs	MORELA 1	W	Magee (Donovan) 21;	Tuninho (Barrett) 91+			
GrpA	10/20/2011	LA 1	at	MOTGUA 0	W	Tuninho 29				

## 2011 RECORD

	<u>GP</u>	<u>W-L-T</u>	<u>PTS</u>	<u>GF</u>	<u>GA</u>
Red Bulls	34	10-8-16	46	50	44

## RECORD at RED BULL ARENA

	<u>GP</u>	<u>W-L-T</u>	<u>PTS</u>	<u>GF</u>	<u>GA</u>
	17	8-3-6	30	29	17

## RECORD on road

	<u>GP</u>	<u>W-L-T</u>	<u>PTS</u>	<u>GF</u>	<u>GA</u>
	17	2-5-10	16	21	27

## RECORD at the half

	<u>W</u>	<u>L</u>	<u>T</u>
LEADING	9	0	4
TIED	1	4	9
TRAILING	0	4	3

## RECORD with the first goal

	<u>W</u>	<u>L</u>	<u>T</u>
SCORING	10	0	9
CONCEDING	0	8	5

## TEAM COMPARISONS

	<u>FOR</u>	<u>AGAINST</u>
GOALS SCORED	1.47 (2nd)	1.29 (10th)
TOTAL SHOTS	12.32 (13th)	11.38 (15th)
SHOTS ON GOAL	4.50 (3rd)	4.20 (10th)
SHOOTING ACCURACY	36.5% (3rd)	37.0% (4th)
SCORING %AGE	11.9% (4th)	11.4% (3rd)
FOULS	12.35 (6th)	10.71 (17th)
CORNER KICKS	5.89 (1st)	3.47 (17th)
OFFSIDE	3.68 (7th)	3.11 (5th)

## GOALS SCORED IN GAME

GP	0	1	2	3	4+	TOT	AVG
34	6	13	11	2	2	50	1.47

## GOALS ALLOWED IN GAME

GP	0	1	2	3	4+	TOT	AVG
34	11	10	7	4	2	44	1.29

## GOALS BY INTERVALS

	TOT	0-15	16-30	31-45+	46-60	61-75	76-90+
FOR	50	10	4	12	6	8	10
AGAINST	44	9	7	7	9	7	5

## WHERE THE GOALS COME FROM

	FOR	AGAINST
GOALS SCORED	50	44
MINUTES PER GOAL	61	70

## HOW SCORED

RIGHT FOOT	33	22
LEFT FOOT	11	16
HEADERS	6	6
OTHER	0	0

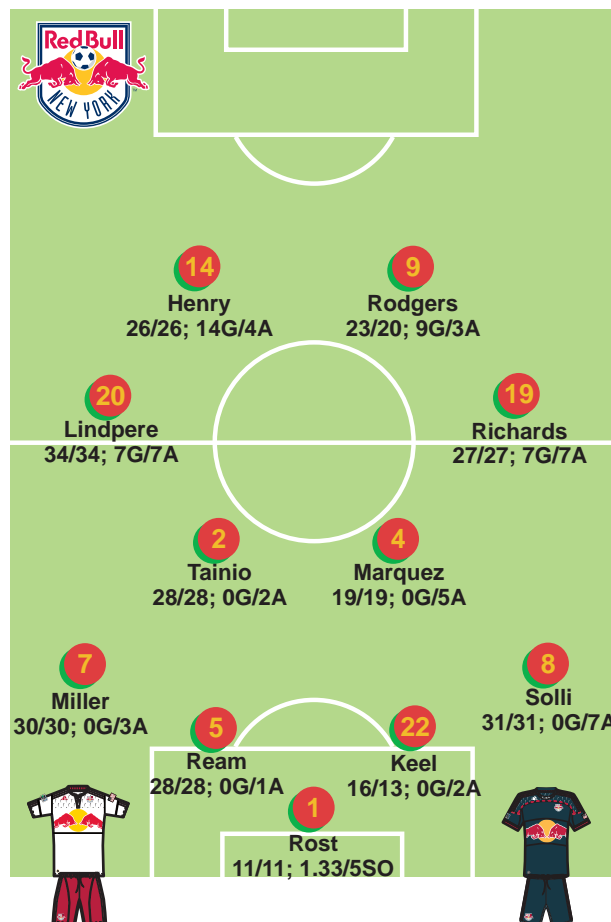
## TYPE OF PLAY

OPEN PLAY	27	18
CROSS	12	2
CORNER	5	10
REBOUND	0	4
PENALTIES	3	3
DIRECT FROM FREE KICK	0	1
FREE KICK (INDIRECT)	1	5
OWN GOALS	2	1

## DISTANCE

INSIDE GOAL AREA	9	7
INSIDE PENALTY AREA	35	30
OUTSIDE PENALTY AREA	6	7

## PRIMARY TEAM





# NEW YORK RED BULLS

No.	Player	Pos	Ht	Wt	Birthdate	Birthplace	2011				CAREER				
							GP	GS	G	A	GP	GS	G	A	
1	<b>Frank Rost</b>	<b>GK</b>	6-4	203	06/30/1973	Chemnitz, Germany	11	11	0	0	11	11	0	0	<i>Veteran of nearly 20 years in Germany's Bundesliga, last with Hamburger SV, signed by club in July.</i>
2	<b>Teemu Tainio</b>	<b>MF</b>	5-9	157	11/27/1979	Tornio, Finland	28	28	0	2	28	28	0	2	<i>Finnish international signed just before start of year from AFC Ajax. Also played five seasons in England.</i>
3	<b>Chris Albright</b>	<b>DF</b>	6-1	180	01/14/1979	Philadelphia, PA	8	6	0	0	225	195	11	22	<i>In his 13th MLS season, his second with New York. Also played with D.C. United and LA Galaxy.</i>
4	<b>Rafael Marquez</b>	<b>MF</b>	6-0	166	02/13/1979	Zamora, Mexico	19	19	0	5	29	29	1	6	<i>Mexican national team captain. Played six seasons at FC Barcelona, the first Mexican to win the UEFA Champions League.</i>
5	<b>Tim Ream</b>	<b>DF</b>	6-1	160	10/05/1987	St. Louis, MO	28	28	0	1	58	58	1	1	<i>Finalist for 2010 MLS Rookie of the Year. Second-round selection in 2010 SuperDraft out of Saint Louis Univ.</i>
6	<b>Corey Hertzog</b>	<b>FW</b>	6-0	172	08/01/1990	Reading, PA	5	0	0	0	5	0	0	0	<i>First-round selection (No. 6 overall) in 2011 SuperDraft out of Penn State University.</i>
7	<b>Roy Miller</b>	<b>DF</b>	6-2	170	11/24/1984	San Jose, Costa Rica	30	30	0	3	55	51	0	5	<i>Costa Rican international in his second MLS season. Previously spent four years in Norway and one in Sweden.</i>
8	<b>Jan Gunnar Solli</b>	<b>MF</b>	6-0	185	04/19/1981	Arendal, Norway	31	31	0	7	31	31	0	7	<i>In his first MLS season. Winner of multiple Norwegian domestic championships with Rosenborg BK and SK Brann.</i>
9	<b>Luke Rodgers</b>	<b>FW</b>	5-8	157	01/01/1982	Birmingham, England	23	20	9	3	23	20	9	3	<i>Veteran of five English clubs signed before season. Played for Hans Backe at Notts County.</i>
10	<b>Mehdi Ballouchy</b>	<b>MF</b>	6-0	166	04/06/1983	Casablanca, Morocco	29	17	2	1	158	125	12	22	<i>Obtained from Colorado late in the 2010 season. In his sixth MLS season. Drafted with Real Salt Lake with No. 2 selection in 2006.</i>
11	<b>Dax McCarty</b>	<b>MF</b>	5-9	150	04/30/1987	Winter Park, FL	29	25	0	6	122	96	5	23	<i>Acquired from D.C. United in trade for Dwayne De Rosario. In sixth MLS season. First-round pick out of Univ. of North Carolina.</i>
12	<b>Tyler Lassiter</b>	<b>DF</b>	6-0	170	04/07/1989	Wake Forest, NC	0	0	0	0	0	0	0	0	<i>Second-round selection in 2011 SuperDraft out of North Carolina State Univ.</i>
14	<b>Thierry Henry</b>	<b>FW</b>	6-2	183	08/17/1977	Les Ulis, France	26	26	14	4	37	37	16	7	<i>FIFA World Cup winner (France), La Liga and UEFA Champions League winner (FC Barcelona), Premiership and FA Cup winner (Arsenal FC).</i>
15	<b>Matt Kassel</b>	<b>MF</b>	6-0	172	10/30/1989	Bridgewater, NJ	2	0	0	0	2	0	0	0	<i>The club's third Home Grown Player signing, at start of year. Attended University of Maryland.</i>
16	<b>John Rooney</b>	<b>MF</b>	5-10	176	12/17/1990	Liverpool, England	5	0	0	0	5	0	0	0	<i>Second-round selection in 2011 SuperDraft, from Macclesfield Town in England. Brother of Manchester United's Wayne.</i>
17	<b>Juan Agudelo</b>	<b>FW</b>	6-1	183	11/23/1992	Manizales, Colombia	27	12	6	2	29	12	6	2	<i>In second professional season. Graduate of the Red Bulls academy. Scored on his U.S. national team debut.</i>
18	<b>Bouna Coundoul</b>	<b>GK</b>	6-3	197	03/04/1982	Dakar, Senegal	12	11	0	0	99	97	0	2	<i>In his sixth MLS season, his third with New York. Senegal international. Also played with Colorado.</i>
19	<b>Dane Richards</b>	<b>MF</b>	5-7	153	12/14/1983	Montego Bay, Jamaica	27	27	7	7	130	115	20	24	<i>Jamaican international in his fourth MLS season. Second-round selection in 2007 out of Clemson University.</i>
20	<b>Joel Lindpere</b>	<b>MF</b>	5-10	165	10/05/1981	Tallinn, Estonia, USSR	34	34	7	7	63	63	10	13	<i>Estonian international in his second MLS season. Last played three seasons with Tromso in Norway.</i>
21	<b>Brian Nielsen</b>	<b>MF</b>	5-11	176	02/25/1987	Herlev, Denmark	1	0	0	0	3	1	0	0	<i>Danish youth international signed in 2010. Spent six seasons at Vejle BK in Denmark.</i>
22	<b>Stephen Keel</b>	<b>DF</b>	6-0	175	04/11/1983	Littleton, CO	16	13	0	2	26	20	0	2	<i>Acquired just before start of season. Spent five seasons with the Colorado Rapids.</i>
23	<b>Mike Jones</b>	<b>DF</b>	6-2	180	08/19/1988	St. Louis, MO	1	0	0	0	1	0	0	0	<i>Supplemental draft selection by Kansas City signed to a contract in June.</i>
24	<b>Greg Sutton</b>	<b>GK</b>	6-6	215	04/19/1977	Hamilton, Ontario, Canada	10	10	0	0	52	50	0	0	<i>Canadian international acquired before 2010 season after three seasons at Toronto FC. Made pro debut in 1999 with Chicago.</i>
27	<b>Stephane Auvray</b>	<b>MF</b>	5-8	150	09/04/1981	Les Abymes, Guadeloupe	12	4	0	0	33	25	0	1	<i>Guadeloupe international acquired from Sporting Kansas City in August.</i>
31	<b>Alex Horwath</b>	<b>GK</b>	6-4	170	03/27/1987	Woodbine, MD	1	1	0	0	1	1	0	0	<i>League pool goalkeeper signed to a contract in March. Attended Univ. of Wisconsin.</i>
32	<b>Marcos Paulo</b>	<b>MF</b>	5-9	160	03/28/1990	Trindade, Goias, Brazil	0	0	0	0	0	0	0	0	<i>Brazilian native who has played in youth schemes at Atletico Paranaense and Goias EC in his homeland.</i>
33	<b>Carl Robinson</b>	<b>MF</b>	5-10	165	10/13/1976	Llandrindod Wells, Wales	2	0	0	0	86	76	4	7	<i>Obtained from Toronto FC before 2010 season. Former Welsh international. Played more than a decade in England.</i>
39	<b>Teddy Schneider</b>	<b>DF</b>	5-6	130	11/23/1988	Middletown, NJ	0	0	0	0	0	0	0	0	<i>Second-round selection in 2011 Supplemental Draft out of Princeton University.</i>
44	<b>Carlos Mendes</b>	<b>DF</b>	5-11	175	12/25/1980	Mineola, NY	18	16	0	0	146	128	0	2	<i>In his seventh MLS season. Local product signed just before start of 2005 season from Rochester Rhinos.</i>
91	<b>Sacir Hot</b>	<b>DF</b>	6-1	185	06/10/1991	Wayne, NJ	0	0	0	0	0	0	0	0	<i>Home Grown Player and graduate of the Red Bulls academy. U.S. U-20 international.</i>

HEAD COACH : Hans Backe

02/14/1952

W24 L17 T22

NEW YORK RED BULLS/METROSTARS PLAYOFF HISTORY

vs. Team	No. of Series	Series					Last					Series Result
		W-L	GP	W-L-T	OT	ShO	GF	GA	Mtg.	Round		
Chicago	1	0-1	3	1-2-0	0-0-0	0-0	4	6	2000	Semifinals	Lost 6 pts. to 3	
Columbus	2	0-2	3	0-3-0	0-0-0	0-1	5	9	2008	MLS Cup '08	Lost MLS Cup '08	
D.C. United	3	0-3	7	1-5-1	0-0-0	1-0	4	11	2006	Quarterfinals	Lost 1 games to 0	
FC Dallas	1	1-0	2	2-0-0	1-0-0	0-0	4	2	2000	Quarterfinals	Won 6 pts. to 0	
Houston	1	1-0	2	1-0-1	0-0-0	0-0	4	1	2008	Quarterfinals	Won 1 games to 0	
Los Angeles	1	0-1	3	1-1-1	0-0-1	0-0	7	6	2001	Quarterfinals	Lost Series Tie-Breaker	
New England	3	0-3	6	1-3-2	0-0-0	0-0	3	7	2007	Quarterfinals	Lost 1 games to 0	
Real Salt Lake	1	1-0	1	1-0-0	0-0-0	0-0	1	0	2008	Semifinals	Won 1 games to 0	
San Jose	1	0-1	2	1-1-0	0-0-0	0-0	2	3	2010	Quarterfinals	Lost Series Tie-Breaker	
<b>TOTALS</b>	<b>14</b>	<b>3-11</b>	<b>29</b>	<b>9-15-5</b>	<b>1-0-1</b>	<b>1-1</b>	<b>34</b>	<b>45</b>				

NEW YORK RED BULLS/METROSTARS – ALL-TIME POSTSEASON RESULTS

DATE	OPPONENT	RESULT	ATT.	W-L-T	RD.	GOALS:
09/24/1996	D.C. United	W 3-2	14,416	1-0-0	QTR	MET: De Avila (38) Savarese (75); DC: Diaz Arce (24) Moreno (56)
09/27/1996	at D.C. United	L 0-1	21,442	1-1-0	QTR	DC: Etcheverry (72)
10/02/1996	at D.C. United	L 1-2	20,423	1-2-0	QTR	MET: De Avila (86); DC: Rammel (67) Diaz Arce (89)
09/30/1998	at Columbus	L 3-5	10,996	0-1-0	QTR	MET: Hurtado (53) Sorber (60) Joseph (80); CLB: McBride (9,12) Smith (33) Farrell (38) John (58)
10/03/1998	Columbus	L 1-2	11,686	0-2-0	QTR	MET: Ramos (13); CLB: John (22)
09/15/2000	Dallas	W 2-1 (OT)	14,868	1-0-0	QTR	MET: Mathis (34) Valencia (100); DAL: Rhine (67)
09/20/2000	at Dallas	W 2-1	7,555	2-0-0	QTR	MET: Mathis (53,81); DAL: J. Rodriguez (82)
09/26/2000	at Chicago	L 0-3	7,141	2-1-0	SEM	CHI: Stoitchkov (21) Kovalenko (35) Razov (84)
09/30/2000	Chicago	W 2-0	15,476	3-1-0	SEM	MET: Chung (40) Valencia (84)
10/06/2000	at Chicago	L 2-3	10,133	3-2-0	SEM	MET: Valencia (32,36); CHI: Brown (3) Stoitchkov (31) Razov (88)
09/23/2001	at Los Angeles	T 1-1 (OT)	11,580	0-0-1	QTR	MET: Faria (29); LA: Caligiuri (63)
09/26/2001	Los Angeles	W 4-1	12,817	1-0-1	QTR	MET: Faria (72,80) Chung (75) Valencia (83); LA: Victorine (4)
09/29/2001	at Los Angeles	L 2-4 (ST)	6,154	1-1-1	QTR	MET: Villegas (49,61); LA: Victorine (21,33) Frye (56) Cienfuegos (98)
11/01/2003	New England	L 0-2	10,211	0-1-0	QTR	NE: Fabbro (17) Noonan (65)
11/09/2003	at New England	T 1-1	14,823	0-1-1	QTR	MET: Guevara (45); NE: Noonan (21)
10/23/2004	D.C. United	L 0-2	11,161	0-1-0	QTR	DC: Stewart (67) Eskandarian (88)
10/30/2004	at D.C. United	L 0-2	15,763	0-2-0	QTR	DC: Moreno (85) Namoff (89)
10/22/2005	New England	W 1-0	10,003	1-0-0	QTR	MET: Guevara (34)
10/29/2005	at New England	L 1-3	9,581	1-1-0	QTR	MET: Djorkaeff (59); NE: Cancela (68) Noonan (73) Smith (83)
10/21/2006	D.C. United	L 0-1	8,630	0-1-0	QTR	DC: Gomez (77)
10/29/2006	at D.C. United	T 1-1	21,455	0-1-1	QTR	NY: Altidore (70); DC: Gomez (86)
10/27/2007	New England	T 0-0	14,165	0-0-1	QTR	
11/03/2007	at New England	L 0-1	10,116	0-1-1	QTR	NE: Twellman (64)
11/01/2008	Houston	T 1-1	11,578	0-0-1	QTR	NY: Angel (48); HOU: Kamara (85)
11/09/2008	at Houston	W 3-0	30,053	1-0-1	QTR	NY: Richards (25) Angel (36) Wolyniec (81)
11/15/2008	at Real Salt Lake	W 1-0	20,008	1-0-1	SEM	NY: van den Bergh (28)
11/23/2008	at Columbus	L 1-3	27,000	2-1-1	FIN	NY: Wolyniec (51); CLB: Moreno (31) Marshall (53) Hejduk (82)
10/30/2010	at San Jose	W 1-0	10,525	1-0-0	QTR	NY: Lindpere (56)
11/04/2010	San Jose	L 1-3	22,839	1-1-0	QTR	NY: Angel (78); SJ: Convey (6,76) Wondolowski (81)



CAREER POSTSEASON STATISTICS FOR CURRENT METROSTARS-N.Y. RED BULLS PLAYERS

UNF	POS	PLAYER	GP	GS	MIN	G	A	SHT	SOG	PKG	PKA	SKG	SKA	FC	FS	OFF	CK	C	E
17	F	Juan Agudelo	2	2	174	0	1	4	2	0	0	0	0	2	3	0	0	0	0
3	D	Chris Albright	18	13	1280	1	3	12	5	0	0	0	0	30	15	1	0	4	1
10	M	Mehdi Ballouchy	2	2	179	0	0	7	3	0	0	0	0	2	1	1	0	1	0
14	F	Thierry Henry	1	0	6	0	0	1	0	0	0	0	0	0	0	1	0	0	0
20	M	Joel Lindpere	2	2	179	1	0	6	3	0	0	0	0	4	2	0	0	0	0
4	M	Rafael Marquez	2	2	180	0	0	5	2	0	0	0	0	5	4	0	9	0	0
11	M	Dax McCarty	5	4	401	1	0	8	3	0	0	0	0	5	6	0	0	0	0
44	D	Carlos Mendes	9	8	706	0	0	1	0	0	0	0	0	13	5	0	0	1	0
7	D	Roy Miller	2	2	180	0	0	2	0	0	0	0	0	3	0	0	0	1	0
5	D	Tim Ream	2	2	180	0	0	0	0	0	0	0	0	2	2	0	0	0	0
19	M	Dane Richards	8	8	714	1	2	13	2	0	0	0	0	10	15	3	0	1	0

UNF	POS	GOALKEEPER	GP	GS	MIN	SHTS	SV	GA	GAA	PKG	PKA	SKG	SKA	W	L	T	SO
18	GK	Bouna Coundoul	2	2	180	0	7	3	1.50	0	0	0	0	1	1	0	1

## ALL-TIME NEW YORK POSTSEASON STATISTICS (9-15-5, 30 PTS.)

PLAYER	GP	GS	MIN	G	A
Adolfo Valencia	8	8	714	5	4
Clint Mathis	9	7	708	3	2
Rodrigo Faria	3	3	274	3	1
Juan Pablo Angel	8	8	694	3	0
Mark Chung	8	8	748	2	2
Petter Villegas	8	8	712	2	2
Antony De Avila	3	3	270	2	1
Amado Guevara	8	8	720	2	1
John Wolyniec	10	8	701	2	1
Miles Joseph	5	4	391	1	2
Dane Richards	8	8	714	1	2
Mike Sorber	2	2	180	1	2
Youri Djorkaeff	3	3	270	1	1
Jozy Altidore	4	4	360	1	0
Eduardo Hurtado	2	2	180	1	0
Joel Lindpere	2	2	179	1	0
Tab Ramos	9	8	746	1	0
Giovanni Savarese	5	1	175	1	0
Dave van den Bergh	6	6	525	1	0
Alex Comas	5	2	194	0	2
Roberto Donadoni	3	3	270	0	2
Daniel Hernandez	3	3	288	0	2
Mike Petke	9	9	785	0	2
Juan Agudelo	2	2	174	0	1
Sergio Galvan Rey	4	2	250	0	1
Gilmar	2	1	73	0	1
Roy Myers	5	4	364	0	1
Ross Paule	3	2	186	0	1
Sinisa Ubiparipovic	6	4	315	0	1
Jeff Agoos	2	2	180	0	0
Chris Albright	2	2	174	0	0
Pedro Alvarez	2	0	35	0	0
Mike Ammann	2	2	180	0	0
Mehdi Ballouchy	2	2	179	0	0
Edgar Bartolomeu	1	0	19	0	0
Andrew Boyens	2	2	180	0	0
Michael Bradley	2	2	180	0	0
Pablo Brenes	2	2	170	0	0
Nicola Caricola	2	2	164	0	0
Danny Cepero	4	4	360	0	0
Ricardo Clark	4	4	360	0	0
Jon Conway	4	4	360	0	0
Ramiro Corrales	1	0	14	0	0
Bouna Coundoul	2	2	180	0	0
Cristian da Silva	2	1	110	0	0
Joey DiGiamarino	1	1	71	0	0
Francis Doe	1	1	68	0	0
Thomas Dooley	2	1	77	0	0
Mike Duhaney	2	2	180	0	0
Todd Dunivant	2	2	180	0	0
Gilberto Flores	1	1	30	0	0
Hunter Freeman	2	2	180	0	0
Eddie Gaven	6	5	495	0	0
Ted Gillen	1	1	33	0	0
Cornell Glen	2	1	125	0	0
Kevin Goldthwaite	4	4	360	0	0
Paul Grafer	3	3	280	0	0
Taylor Graham	2	0	2	0	0
Jeremy Hall	2	0	7	0	0
Rhett Harty	3	3	183	0	0
Chris Henderson	2	0	49	0	0
Thierry Henry	1	0	6	0	0
Jason Hernandez	2	2	180	0	0
Tim Howard	3	3	288	0	0
Salou Ibrahim	1	0	6	0	0
Diego Jimenez	4	4	360	0	0
Rob Johnson	3	0	100	0	0
Steve Jolley	10	10	928	0	0
Andrzej Juskowiak	1	1	60	0	0
Macoumba Kandji	2	0	14	0	0
Brian Kelly	1	1	45	0	0
Matt Knowles	3	1	178	0	0
Dema Kovalenko	4	4	359	0	0
Alexi Lalas	2	2	180	0	0
Jacob LeBlanc	1	0	13	0	0
Chris Leitch	9	8	719	0	0
Mark Lisi	6	3	352	0	0
Mike Magee	3	1	89	0	0

Rafael Marquez	2	2	180	0	0
Lothar Matthaus	5	5	460	0	0
Carlos Mendes	9	8	706	0	0
Tony Meola	7	7	630	0	0
Roy Miller	2	2	180	0	0
Mike Nugent	1	0	34	0	0
Arley Palacios	2	2	180	0	0
Jeff Parke	6	6	540	0	0
Orlando Perez	3	3	288	0	0
Juan Pietravalle	2	0	20	0	0
Eddie Pope	4	4	360	0	0
Ante Razov	1	0	5	0	0
Tim Ream	2	2	180	0	0
Tim Regan	1	1	75	0	0
Claudio Reyna	2	2	112	0	0
Carl Robinson	1	0	1	0	0
Jorge Rojas	2	0	79	0	0
Jim Rooney	1	1	45	0	0
Luke Sassano	4	4	341	0	0
Markus Schopp	2	2	131	0	0
Mark Semioli	3	0	71	0	0
Steve Shak	2	0	6	0	0
Damian Silvera	2	1	149	0	0
Diego Sonora	2	2	146	0	0
Seth Stammer	6	6	540	0	0
Joselito Vaca	1	0	15	0	0
Marcelo Vega	1	1	75	0	0
Peter Vermes	3	3	270	0	0
Joe Vide	1	1	77	0	0
Jonny Walker	4	4	360	0	0
Billy Walsh	10	6	611	0	0
Richie Williams	4	4	325	0	0
A.J. Wood	2	2	96	0	0
Marvell Wynne	2	2	179	0	0
Jeff Zaun	3	3	211	0	0
Craig Ziadie	2	2	103	0	0
Team totals	29	29	2638	34	35
Opponent totals	29	29	2638	45	56

METROSTARS-RED BULLS	INDIVIDUAL	GOALKEEPING	GP	GS	SV	GA	GAA	SO
GOALKEEPER								
Jon Conway			4	4	13	3	0.75	1
Danny Cepero			4	4	17	4	1.00	2
Mike Ammann			2	2	7	3	1.50	1
Bouna Coundoul			2	2	7	3	1.50	1
Paul Grafer			3	3	8	5	1.61	0
Jonny Walker			4	4	14	7	1.75	0
Tim Howard			3	3	16	6	1.88	0
Tony Meola			7	7	34	14	2.00	1
Team totals			29	29	117	45	1.54	6
Opponent totals			29	29	110	34	1.16	8

## NEW YORK RED BULLS INDIVIDUAL HIGH GAMES (2011)

<b>Goals</b>			
2	5 times		
<b>Assists</b>			
2	Jan Gunnar Solli	04/21/2011	at DC W 4-0
2	Joel Lindpere	07/06/2011	vs. TOR W 5-0
2	Jan Gunnar Solli	07/06/2011	vs. TOR W 5-0
2	Dane Richards	08/13/2011	vs. CHI T 2-2
<b>Shots</b>			
6	Juan Agudelo	07/02/2011	at SJ T 2-2
6	Joel Lindpere	07/02/2011	at SJ T 2-2
6	Thierry Henry	09/10/2011	vs. VAN T 1-1
<b>Shots on Goal</b>			
3	9 times		
<b>Fouls Committed</b>			
6	Juan Agudelo	07/23/2011	vs. DAL T 2-2
6	Rafael Marquez	10/15/2011	at KC L 0-2
<b>Fouls Suffered</b>			
6	Juan Agudelo	03/19/2011	vs. SEA W 1-0
<b>Offside</b>			
6	Luke Rodgers	10/04/2011	vs. LA W 2-0
<b>Saves</b>			
8	Greg Sutton	05/25/2011	vs. COL T 2-2
<b>Shots Faced</b>			
10	Greg Sutton	05/25/2011	vs. COL T 2-2
<b>Goals Allowed</b>			
4	Greg Sutton	06/23/2011	at SEA L 2-4
4	Frank Rost	07/20/2011	at COL L 1-4

## NEW YORK RED BULLS INDIVIDUAL POSTSEASON HIGH GAMES (1996-2010)

<b>Goals</b>			
2	4 times - last		
2	Petter Villegas	09/29/2001	at LA L 2-4
<b>Assists</b>			
2	Mike Sorber	09/30/1998	at CLB L 3-5
2	Alex Comas	10/06/2000	at CHI L 2-3
2	Daniel Hernandez	09/26/2001	vs. LA W 4-1
<b>Shots</b>			
6	Clint Mathis	09/20/2000	at DAL W 2-1
6	Mark Chung	09/26/2001	vs. LA W 4-1
6	Rodrigo Faria	09/26/2001	vs. LA W 4-1
<b>Shots on Goal</b>			
5	Clint Mathis	09/20/2000	at DAL W 2-1
<b>Fouls Committed</b>			
6	Adolfo Valencia	09/30/2000	vs. CHI W 2-0
6	Alex Comas	10/06/2000	at CHI L 2-3
6	Amado Guevara	10/21/2006	vs. DC L 0-1
<b>Fouls Suffered</b>			
7	Cornell Glen	10/23/2004	vs. DC L 0-2
7	Jozy Altidore	10/29/2006	at DC T 1-1
<b>Offside</b>			
5	Adolfo Valencia	10/06/2000	at CHI L 2-3
<b>Saves</b>			
9	Tim Howard	09/23/2001	at LA T 1-1
<b>Shots Faced</b>			
11	Tony Meola	10/29/2005	at NE L 1-3
<b>Goals Allowed</b>			
5	Tony Meola	09/30/1998	at CLB L 3-5

## TEAM HIGH GAMES (2011)

<b>Goals</b>			
5	07/06/2011	vs. TOR	W 5-0
<b>Assists</b>			
5	04/21/2011	at DC	W 4-0
5	07/06/2011	vs. TOR	W 5-0
<b>Shots</b>			
22	04/02/2011	vs. HOU	T 1-1
<b>Shots on Goal</b>			
9	04/02/2011	vs. HOU	T 1-1
9	04/16/2011	vs. SJ	W 3-0
<b>Fouls Committed</b>			
25	06/19/2011	at POR	T 3-3
<b>Fouls Suffered</b>			
17	03/19/2011	vs. SEA	W 1-0
17	05/15/2011	vs. CHV	L 2-3
<b>Corner Kicks</b>			
14	05/15/2011	vs. CHV	L 2-3
<b>Offside</b>			
10	06/04/2011	vs. CLB	T 1-1
<b>Saves</b>			
8	05/25/2011	vs. COL	T 2-2
<b>Shots Faced</b>			
10	05/25/2011	vs. COL	T 2-2
<b>Goals Allowed</b>			
4	06/23/2011	at SEA	L 2-4
4	07/20/2011	at COL	L 1-4

## TEAM POSTSEASON HIGH GAMES (1996-2010)

<b>Goals</b>			
4	09/26/2001	vs. LA	W 4-1
<b>Assists</b>			
5	09/26/2001	vs. LA	W 4-1
<b>Shots</b>			
20	09/26/2001	vs. LA	W 4-1
20	11/01/2003	vs. NE	L 0-2
<b>Shots on Goal</b>			
9	09/26/2000	at CHI	L 0-3
9	09/26/2001	vs. LA	W 4-1
9	11/01/2003	vs. NE	L 0-2
<b>Fouls Committed</b>			
31	10/03/1998	vs. CLB	L 1-1
<b>Fouls Suffered</b>			
27	11/01/2003	vs. NE	L 0-2
<b>Corner Kicks</b>			
12	11/03/2007	at NE	L 0-1
<b>Offside</b>			
5	09/26/2000	at CHI	L 0-3
5	10/06/2000	at CHI	L 2-3
5	10/22/2005	vs. NE	W 1-0
<b>Saves</b>			
9	10/02/1996	at DC	L 1-2
9	09/23/2001	at LA	T 1-1
<b>Shots Faced</b>			
11	4 times - last:		
11	10/29/2005	at NE	L 1-3
<b>Goals Allowed</b>			
5	09/30/1998	at CLB	L 3-5

## TEAM LOW GAMES (2011)

<b>Shots</b>			
6	10/15/2011	at KC	L 0-2
<b>Shots on Goal</b>			
1	04/09/2011	at PHI	L 0-1
1	08/06/2011	at RSL	L 0-3
<b>Fouls Committed</b>			
5	08/13/2011	vs. CHI	T 2-2
<b>Fouls Suffered</b>			
4	04/21/2011	at DC	W 4-0
4	10/04/2011	vs. LA	W 2-0
<b>Corner Kicks</b>			
1	07/23/2011	vs. DAL	T 2-2
1	09/10/2011	vs. VAN	T 1-1
<b>Offside</b>			
1	6 times		
<b>Saves</b>			
0	07/16/2011	at CHV	T 0-0
<b>Shots Faced</b>			
0	07/16/2011	at CHV	T 0-0

## TEAM POSTSEASON LOW GAMES (1996-2010)

<b>Shots</b>			
7	11/09/2008	at HOU	W 3-0
<b>Shots on Goal</b>			
1	11/23/2008	at CLB	L 1-3
<b>Fouls Committed</b>			
6	09/24/1996	vs. DC	W 2-2
<b>Fouls Suffered</b>			
8	09/27/1996	at DC	L 0-1
<b>Corner Kicks</b>			
0	09/23/2001	at LA	T 1-1
<b>Offside</b>			
0	09/30/1998	at CLB	L 3-5
0	09/29/2001	at LA	L 2-4
0	10/21/2006	vs. DC	L 0-1
0	11/01/2008	vs. HOU	T 1-1
<b>Saves</b>			
1	09/15/2000	vs. DAL	W 2-1
1	09/26/2001	vs. LA	W 4-1
1	10/29/2006	at DC	T 1-1
<b>Shots Faced</b>			
2	10/29/2006	at DC	T 1-1

2011 NEW YORK RED BULLS STATISTICS (10-8-16, 46 pts.)

UNF	POS	PLAYER	GP	GS	MIN	G	A	SHT	SOG	FC	FS	OFF	CK	C	E
14	F	Thierry Henry	26	26	2266	14	4	65	30	28	27	14	0	3	2
9	F	Luke Rodgers	23	20	1560	9	3	45	20	27	26	47	1	6	0
20	M	Joel Lindpere	34	34	3048	7	7	53	22	45	54	13	86	4	0
19	M	Dane Richards	27	27	2333	7	7	51	21	46	28	14	5	5	1
17	F	Juan Agudelo	27	12	1364	6	2	44	17	25	22	6	0	1	0
11	F	*Dwayne De Rosario	13	12	1113	2	4	31	10	21	14	17	12	2	0
10	M	Mehdi Ballouchy	29	17	1519	2	1	23	7	33	24	5	1	4	0
13	M	*Austin da Luz	7	4	367	1	1	4	1	5	1	0	0	2	0
8	M	Jan Gunnar Solli	31	31	2643	0	7	15	4	20	12	2	0	1	1
11	M	Dax McCarty (TOT)	29	25	2121	0	6	19	2	21	34	5	56	2	0
11	M	Dax McCarty (NY)	16	14	1175	0	4	9	0	9	21	4	26	1	0
4	M	Rafael Marquez	19	19	1684	0	5	15	4	26	27	0	61	6	0
7	D	Roy Miller	30	30	2699	0	3	18	5	29	16	2	0	5	0
22	D	Stephen Keel	16	13	1226	0	2	3	0	14	6	0	0	3	0
2	M	Teemu Tainio	28	28	2407	0	2	27	4	45	18	0	7	7	1
5	D	Tim Ream	28	28	2520	0	1	6	3	10	9	0	0	2	0
3	D	Chris Albright	8	6	482	0	0	1	0	4	8	1	0	0	0
27	M	Stephane Auvray (TOT)	12	4	449	0	0	6	0	7	6	0	0	0	0
27	M	Stephane Auvray (NY)	6	1	124	0	0	1	0	3	1	0	0	0	0
11	D	*Danleigh Borman	2	1	91	0	0	0	0	1	0	0	0	0	0
18	G	Bouna Coundoul	12	11	1035	0	0	0	0	0	4	0	0	0	0
6	F	Corey Hertzog	5	0	35	0	0	1	1	0	2	0	0	0	0
31	G	Alex Horwath	1	1	90	0	0	0	0	0	0	0	0	0	0
23	D	Mike Jones (TOT)	1	0	1	0	0	0	0	0	0	0	0	0	0
23	D	Mike Jones (NY)	1	0	1	0	0	0	0	0	0	0	0	0	0
15	M	Matt Kassel	2	0	82	0	0	1	1	1	0	0	0	0	0
40	G	Chris Konopka	1	1	90	0	0	0	0	0	0	0	0	0	0
44	D	Carlos Mendes	18	16	1505	0	0	2	1	21	9	0	0	3	0
21	M	Brian Nielsen	1	0	4	0	0	0	0	1	0	0	1	0	0
33	M	Carl Robinson	2	0	54	0	0	0	0	2	0	0	0	0	0
16	M	John Rooney	5	0	48	0	0	1	0	0	0	0	0	0	0
1	G	Frank Rost	11	11	945	0	0	0	0	0	1	0	0	0	0
24	G	Greg Sutton	10	10	900	0	0	0	0	1	2	0	0	1	0
23	M	*Tony Tchani	2	1	112	0	0	3	2	3	3	0	0	0	0
91	D	Sacir Hot	0	0	0	0	0	0	0	0	0	0	0	0	0
12	D	Tyler Lassiter	0	0	0	0	0	0	0	0	0	0	0	0	0
32	M	Marcos Paulo	0	0	0	0	0	0	0	0	0	0	0	0	0
39	D	Teddy Schneider	0	0	0	0	0	0	0	0	0	0	0	0	0
		Own-goals received				2									
		Team totals	34	34	3060	50	53	419	153	420	364	125	200	56	5
		Opponent totals	34	34	3060	44	37	387	143	364	419	106	118	38	3

GAME-WINNING GOALS: Luke Rodgers 4, Thierry Henry 3, Dane Richards 2, Juan Agudelo 1

GAME-WINNING ASSISTS: Jan Gunnar Solli 4, Dane Richards 2, Stephen Keel 2, Teemu Tainio 1

Dax McCarty 1, Joel Lindpere 1, Thierry Henry 1, Dwayne De Rosario 1

Juan Agudelo 1

PENALTY KICK GOALS/ATTEMPTS: Dwayne De Rosario 2-2, Luke Rodgers 1-1, Rafael Marquez 0-1, Thierry Henry 0-1

NEW YORK RED BULLS INDIVIDUAL GOALKEEPING

UNF	POS	GOALKEEPER	GP	GS	MIN	SHTS	SV	GA	GAA	PG	PA	W	L	T	SO
31	G	Alex Horwath	1	1	90	4	4	0	0.00	0	0	0	0	1	1
18	G	Bouna Coundoul	12	11	1035	51	37	13	1.13	1	1	3	2	6	3
1	G	Frank Rost	11	11	945	40	26	14	1.33	0	0	4	4	3	5
24	G	Greg Sutton	10	10	900	44	30	15	1.50	2	5	3	2	5	2
40	G	Chris Konopka	1	1	90	4	2	2	2.00	0	0	0	0	1	0
		Team totals	34	34	3060	143	99	44	1.29	3	6	10	8	16	11
		Opponent totals	34	34	3060	153	105	50	1.47	3	5	8	10	16	6

\* = Played with other teams in 2011. Only New York Red Bulls statistics listed here.

NEW YORK RED BULLS 2011 SCHEDULE

DAY	DATE	OPPONENT	RESULT	ATT.	W-L-T	POS.	PTS	GOALS:
Sat.	Mar. 19	Seattle	W 1-0	20,982	1-0-0	T1	3	NY: Agudelo (70)
Sat.	Mar. 26	at Columbus	T 0-0	10,306	1-0-1	T2	4	
Sat.	Apr. 2	Houston	T 1-1	13,664	1-0-2	T2	5	NY: Richards (47); HOU: Weaver (50)
Sat.	Apr. 9	at Philadelphia	L 0-1	19,027	1-1-2	T3	5	PHI: Torres (68)
Sat.	Apr. 16	San Jose	W 3-0	14,308	2-1-2	T2	8	NY: Rodgers (2,15) Henry (87)
Thu.	Apr. 21	at D.C. United	W 4-0	18,052	3-1-2	1	11	NY: Henry (12,38) Lindpere (76) Agudelo (90)
Sat.	Apr. 30	Sporting KC	W 1-0	20,636	4-1-2	1	14	NY: Rodgers (22)
Sat.	May 7	at Los Angeles	T 1-1	27,000	4-1-3	1	15	NY: Henry (4); LA: Donovan (41)
Sun.	May 15	Chivas USA	L 2-3	16,365	4-2-3	1	15	NY: Henry (21) De Rosario (35); CHV: Braun (6,31,56)
Sat.	May 21	at Houston	T 2-2	25,314	4-2-4	2	16	NY: Richards (1) Ballouchy (90); HOU: Davis (12) Koke (82)
Wed.	May 25	Colorado	T 2-2	18,081	4-2-5	T1	17	NY: Henry (29) Rodgers (33); COL: Larentowicz (27,32)
Sat.	May 28	at Vancouver	T 1-1	21,000	4-2-6	2	18	NY: Rodgers (34); VAN: Hassli (24)
Sat.	June 4	Columbus	T 1-1	20,393	4-2-7	2	19	NY: Ballouchy (9); CLB: Balchan (90)
Fri.	June 10	New England	W 2-1	21,201	5-2-7	1	22	NY: own goal (37) Henry (50); NE: Boggs (54)
Sun.	June 19	at Portland	T 3-3	18,627	5-2-8	0	23	NY: da Luz (5) Henry (73) De Rosario (90); POR: Jewsbury (48) Goldthwaite (49) own goal (67)
Thu.	June 23	at Seattle	L 2-4	46,065	5-3-8	0	23	NY: Richards (31) own goal (58); SEA: Friberg (11) Alonso (12) Levesque (67,78)
Sun.	June 26	at Chicago	T 1-1	16,961	5-3-9	0	24	NY: Lindpere (40); CHI: Pappa (58)
Sat.	July 2	at San Jose	T 2-2	41,028	5-3-10	2	25	NY: Lindpere (7,85); SJ: Stephenson (37) Lenhart (68)
Wed.	July 6	Toronto FC	W 5-0	15,269	6-3-10	1	28	NY: Henry (33) Rodgers (38) Lindpere (52) Agudelo (67,89)
Sat.	July 9	D.C. United	L 0-1	22,200	6-4-10	T1	28	DC: De Rosario (61)
Sat.	July 16	at Chivas USA	T 0-0	14,838	6-4-11	1	29	
Wed.	July 20	at Colorado	L 1-4	15,227	6-5-11	2	29	NY: Henry (67); COL: Nyassi (2,31,61) Thompson (26)
Sat.	July 23	FC Dallas	T 2-2	17,276	6-5-12	3	30	NY: Agudelo (39) Henry (85); DAL: Chavez (51,78)
Sat.	Aug. 6	at Real Salt Lake	L 0-3	19,081	6-6-12	T3	30	RSL: Borchers (13) Gil (44) Saborio (77)
Sat.	Aug. 13	Chicago	T 2-2	25,177	6-6-13	3	31	NY: Henry (9) Lindpere (63); CHI: Oduro (16) Grazzini (24)
Sat.	Aug. 20	at New England	T 2-2	18,882	6-6-14	0	32	NY: Richards (53,87); NE: Caraglio (15,37)
Sat.	Sept. 10	Vancouver	T 1-1	19,684	6-6-15	6	33	NY: Agudelo (68); VAN: Chiumiento (23)
Sat.	Sept. 17	at FC Dallas	W 1-0	17,019	7-6-15	5	36	NY: Rodgers (36)
Wed.	Sept. 21	Real Salt Lake	L 1-3	15,266	7-7-15	5	36	NY: Lindpere (69); RSL: Saborio (7) Espindola (11,21)
Sat.	Sept. 24	Portland	W 2-0	25,008	8-7-15	5	39	NY: Richards (21) Rodgers (66)
Sat.	Oct. 1	at Toronto FC	T 1-1	20,132	8-7-16	5	40	NY: Henry (88); TOR: Koeversmans (50)
Tue.	Oct. 4	Los Angeles	W 2-0	25,186	9-7-16	T4	43	NY: Rodgers (31) Henry (60)
Sat.	Oct. 15	at Sporting KC	L 0-2	19,921	9-8-16	0	43	KC: Bunbury (57) Sapong (74)
Thu.	Oct. 20	Philadelphia	W 1-0	25,044	10-8-16	T4	46	NY: Richards (8)

NEW YORK RED BULLS – GAME-BY-GAME

#	Player	1	2	3	4	5	6	7	8	9	10	11	12	13	14	15	16	17	18	19	20	21	22	23	24	25	26	27	28	29	30	31	32	33	34	
1	Frank Rost	SEA	CLB	HOU	PHI	SJ	DC	KC	LA	CHV	HOU	COL	VAN	CLB	NE	POR	SEA	CHI	SJ	TOR	DC	CHV	COL	DAL	RSL	CHI	NE	VAN	DAL	RSL	POR	TOR	LA	KC	PHI	
2	Teemu Tainio	1-0	0-0	1-1	0-1	3-0	4-0	1-0	1-1	2-3	2-2	2-2	1-1	1-1	2-1	3-3	2-4	1-1	2-2	5-0	0-1	0-0	1-4	2-2	0-3	2-2	2-2	1-1	1-0	1-3	2-0	1-1	2-0	0-2	1-0	
3	Chris Albright	90M	90M	90M	90M	90M	45M	71M	90M	90M	90M	90M	90M	90M	90M	89M	90M	80M	84M	19	8	90D	90D	80D	90D	90D	90D	90D	90D	90D	90D	90D	90D	90D	90D	
4	Rafaél Márquez	90D	90D	90D	90D	90D	90D	90D	90D	90D	90D	90D	90D	90D	90D	90D	90D	90D	90D	90D	90D	90D	90D	90D	90D	90D	90D	90D	90D	90D	90D	90D	90D	90D	90D	
5	Tim Beam	90D	90D	90D	90D	90D	90D	90D	90D	90D	90D	90D	90D	90D	90D	90D	90D	90D	90D	90D	90D	90D	90D	90D	90D	90D	90D	90D	90D	90D	90D	90D	90D	90D	90D	
6	Corey Hertzog	6	6	6	6	6	6	6	6	6	6	6	6	6	6	6	6	6	6	6	6	6	6	6	6	6	6	6	6	6	6	6	6	6	6	
7	Roy Miller	90D	90D	90D	90D	90D	90D	90D	90D	90D	90D	90D	90D	90D	90D	90D	90D	90D	90D	90D	90D	90D	90D	90D	90D	90D	90D	90D	90D	90D	90D	90D	90D	90D	90D	
8	Jan Gunnar Solli	90D	90D	90D	90D	90D	90D	90D	90D	90D	90D	90D	90D	90D	90D	90D	90D	90D	90D	90D	90D	90D	90D	90D	90D	90D	90D	90D	90D	90D	90D	90D	90D	90D	90D	
9	Luke Rodgers	84F	12	22	89F	75F	45F	72F	90F	89F	90F	70F	64F	90M	90M	90M	84M	90M	10	66M	6	90M	82M	90M	60M	72M	45D	9	45F	54F	75F	90F	70F	89F		
10	Mehdi Ballouchy	68M	90F	45M	4	5	23	10	90M	19	11	90M	90M	90M	90M	84M	90M	10	66M	6	90M	82M	90M	60M	72M	45D	9	45F	54F	75F	90F	70F	89F			
11	Wayne De Rosario	45	90M	90M	90M	80M	90M	90M	90M	90M	90M	89F	90M	90M	90M	84M	90M	10	66M	6	90M	82M	90M	60M	72M	45D	9	45F	54F	75F	90F	70F	89F			
12	Dax McCarty	11	11	11	11	11	11	11	11	11	11	11	11	11	11	11	11	11	11	11	11	11	11	11	11	11	11	11	11	11	11	11	11	11	11	
13	Danleigh Borman	1	90M																																	
14	Tyler Lassiter	90F	90F	90F	90F	90F	81F	90F	90F	90F	90F	87F	20	90M	84M	81M	79M	6	90F	90F	90F	90F	90F	90F	90F	90F	90F	90F	90F	90F	90F	90F	90F	90F	28F	
15	Austin da Luz	90F	90F	90F	90F	90F	81F	90F	90F	90F	90F	87F	20	90M	84M	81M	79M	6	90F	90F	90F	90F	90F	90F	90F	90F	90F	90F	90F	90F	90F	90F	90F	90F	28F	
16	Thierry Henry	90F	90F	90F	90F	90F	81F	90F	90F	90F	90F	87F	20	90M	84M	81M	79M	6	90F	90F	90F	90F	90F	90F	90F	90F	90F	90F	90F	90F	90F	90F	90F	90F	28F	
17	Matt Kassel	90F	90F	90F	90F	90F	81F	90F	90F	90F	90F	87F	20	90M	84M	81M	79M	6	90F	90F	90F	90F	90F	90F	90F	90F	90F	90F	90F	90F	90F	90F	90F	90F	28F	
18	John Rooney	90F	90F	90F	90F	90F	81F	90F	90F	90F	90F	87F	20	90M	84M	81M	79M	6	90F	90F	90F	90F	90F	90F	90F	90F	90F	90F	90F	90F	90F	90F	90F	90F	28F	
19	Juan Agudelo	90F	90F	90F	90F	90F	81F	90F	90F	90F	90F	87F	20	90M	84M	81M	79M	6	90F	90F	90F	90F	90F	90F	90F	90F	90F	90F	90F	90F	90F	90F	90F	90F	90F	28F
20	Bouna Coundoul	90F	90F	90F	90F	90F	81F	90F	90F	90F	90F	87F	20	90M	84M	81M	79M	6	90F	90F	90F	90F	90F	90F	90F	90F	90F	90F	90F	90F	90F	90F	90F	90F	90F	28F
21	Dane Richards	89M	78M	68M	89M	67M	90M	90M	71M	90M	90M	90M	90M	90M	90M	90M	90M	90M	90M	90M	90M	90M	90M	90M	90M	90M	90M	90M	90M	90M	90M	90M	90M	90M	90M	
22	Joel Lindbere	90M	90M	90M	90M	85M	90M	90M	90M	90M	90M	90M	90M	90M	90M	90M	90M	90M	90M	90M	90M	90M	90M	90M	90M	90M	90M	90M	90M	90M	90M	90M	90M	90M	90M	
23	Brian Nielsen	90D	90D	90D	90D	90D	90D	90D	90D	90D	90D	90D	90D	90D	90D	90D	90D	90D	90D	90D	90D	90D	90D	90D	90D	90D	90D	90D	90D	90D	90D	90D	90D	90D	90D	
24	Stephen Keel	90D	90D	90D	90D	90D	90D	90D	90D	90D	90D	90D	90D	90D	90D	90D	90D	90D	90D	90D	90D	90D	90D	90D	90D	90D	90D	90D	90D	90D	90D	90D	90D	90D	90D	
25	Mike Jones	90D	90D	90D	90D	90D	90D	90D	90D	90D	90D	90D	90D	90D	90D	90D	90D	90D	90D	90D	90D	90D	90D	90D	90D	90D	90D	90D	90D	90D	90D	90D	90D	90D	90D	
26	Tony Tehani	22	90M																																	
27	Greg Sutton	90G	90G	90G	90G	90G	90G	90G	90G	90G	90G	90G	90G	90G	90G	90G	90G	90G	90G	90G	90G	90G	90G	90G	90G	90G	90G	90G	90G	90G	90G	90G	90G	90G	90G	
28	Stephane Auvray	90G	90G	90G	90G	90G	90G	90G	90G	90G	90G	90G	90G	90G	90G	90G	90G	90G	90G	90G	90G	90G	90G	90G	90G	90G	90G	90G	90G	90G	90G	90G	90G	90G	90G	
29	Alex Horwath	90G	90G	90G	90G	90G	90G	90G	90G	90G	90G	90G	90G	90G	90G	90G	90G	90G	90G	90G	90G	90G	90G	90G	90G	90G	90G	90G	90G	90G	90G	90G	90G	90G	90G	
30	Marcos Paulo	90G	90G	90G	90G	90G	90G	90G	90G	90G	90G	90G	90G	90G	90G	90G	90G	90G	90G	90G	90G	90G	90G	90G	90G	90G	90G	90G	90G	90G	90G	90G	90G	90G	90G	
31	Carlos Mendes	90D	90D	90D	90D	90D	90D	90D	90D	90D	90D	90D	90D	90D	90D	90D	90D	90D	90D	90D	90D	90D	90D	90D	90D	90D	90D	90D	90D	90D	90D	90D	90D	90D	90D	
32	Teddy Schneider	90D	90D	90D	90D	90D	90D	90D	90D	90D	90D	90D	90D	90D	90D	90D	90D	90D	90D	90D	90D	90D	90D	90D	90D	90D	90D	90D	90D	90D	90D	90D	90D	90D	90D	
33	Chris Konopka	90D	90D	90D	90D	90D	90D	90D	90D	90D	90D	90D	90D	90D	90D	90D	90D	90D	90D	90D	90D	90D	90D	90D	90D	90D	90D	90D	90D	90D	90D	90D	90D	90D	90D	
34	Sacir Hot	90D	90D	90D	90D	90D	90D	90D	90D	90D	90D	90D	90D	90D	90D	90D	90D	90D	90D	90D	90D	90D	90D	90D	90D	90D	90D	90D	90D	90D	90D	90D	90D	90D	90D	

"00" = 100 minutes played  
 F/M/D/G = starting position

Played for other teams:  
 Dax McCarty played 946 minutes for DC  
 Stephane Auvray played 325 minutes for KC

NEW YORK RED BULLS – GAME-BY-GAME LOG

Game #	Date	Opponent	Score	Location	Goalkeepers	Assists	Penalties
Game #1	03/19/2011	SEA	0	W	Agudelo 1 (Tainio 1)	70	
Game #2	03/26/2011	NY 0 at CLB	0	T	Richardts 1 (De Rosario 2)	47	
Game #3	04/02/2011	NY 1 vs HOU	1	L	Rodgers 1 (Richardts 1) 2; Rodgers 2 (Henry 1) 15; Henry 1 (Rodgers 1) 87		
Game #4	04/09/2011	NY 0 at PHI	1	L	Henry 2 (Solli 2, Richardts 2) 12; Henry 3 (unassisted) 38; Lindpere 1 (Henry 2) 76;		
Game #5	04/16/2011	NY 3 vs SJ	0	W	Agudelo 2 (Solli 3, Ballouchy 1) 93+		
Game #6	04/21/2011	NY 4 at DC	0	W	Rodgers 3 (De Rosario 3, Henry 3) 22		
Game #7	04/30/2011	NY 1 vs KC	0	W	Rodgers 3 (De Rosario 3) 4		
Game #8	05/07/2011	NY 1 at LA	1	T	Henry 4 (Richardts 3) 21; De Rosario 2 (penalty kick) 35		
Game #9	05/15/2011	NY 2 vs CHV	3	L	Richardts 2 (Rodgers 2) 1; Ballouchy 1 (Lindpere 1) 91+		
Game #10	05/21/2011	NY 2 at HOU	2	T	Henry 6 (De Rosario 4, Lindpere 2) 29; Rodgers 4 (Miller 1) 33		
Game #11	05/25/2011	NY 2 vs COL	2	T	Rodgers 5 (Solli 4, Miller 2) 34		
Game #12	05/28/2011	NY 1 at VAN	1	T	Ballouchy 2 (Rodgers 3) 9		
Game #13	06/04/2011	NY 1 vs CLB	1	T	own goal (Cochrane) 37; Henry 7 (Keel 1) 50		
Game #14	06/10/2011	NY 2 vs NE	1	W	da Luz 1 (De Rosario 5, Henry 4) 5; Henry 8 (da Luz 1) 73; De Rosario 3 (penalty kick) 96+		
Game #15	06/19/2011	NY 3 at POR	3	T	Richardts 3 (Lindpere 3) 31; own goal (Scott) 58		
Game #16	06/23/2011	NY 2 at SEA	4	L	Lindpere 2 (unassisted) 40		
Game #17	06/26/2011	NY 1 at CHI	1	T	Lindpere 3 (Miller 3, Tainio 2) 7; Lindpere 4 (unassisted) 85		
Game #18	07/02/2011	NY 2 at SJ	2	T	Henry 9 (Solli 5) 33; Rodgers 6 (Solli 6); Lindpere 5 (Richardts 4) 52; Agudelo 3 (Lindpere 4) 67;		
Game #19	07/06/2011	NY 5 vs TOR	0	W	Agudelo 4 (Lindpere 5) 89		
Game #20	07/09/2011	NY 0 vs DC	1	L	Henry 10 (Agudelo 1) 67		
Game #21	07/16/2011	NY 0 at CHV	0	T	Agudelo 5 (Richardts 5) 39; Henry 11 (McCarty 3) 85		
Game #22	07/20/2011	NY 1 at COL	4	L	Henry 12 (Richardts 6, McCarty 4) 9; Lindpere 6 (Richardts 7) 63		
Game #23	07/23/2011	NY 2 vs DAL	2	T	Richardts 4 (Ream 1) 53; Richardts 5 (Lindpere 6, Marquez 2) 87		
Game #24	08/06/2011	NY 0 at RSL	3	L	Agudelo 6 (Marquez 3) 68		
Game #25	08/13/2011	NY 2 vs CHI	2	T	Rodgers 7 (Agudelo 2, Keel 2) 36		
Game #26	08/20/2011	NY 2 at NE	2	T	Lindpere 7 (Marquez 4) 69		
Game #27	09/10/2011	NY 1 vs VAN	1	T	Richardts 6 (Lindpere 7) 21; Rodgers 8 (penalty kick) 66		
Game #28	09/17/2011	NY 1 at DAL	0	W	Henry 13 (McCarty 5) 88		
Game #29	09/21/2011	NY 1 vs RSL	3	L	Rodgers 9 (unassisted) 31; Henry 14 (Marquez 5) 60		
Game #30	09/24/2011	NY 2 vs POR	0	W	Richardts 7 (Solli 7, McCarty 6) 8		
Game #31	10/01/2011	NY 1 at TOR	1	T			
Game #32	10/04/2011	NY 2 vs LA	0	W			
Game #33	10/15/2011	NY 0 at KC	2	L			
Game #34	10/20/2011	NY 1 vs PHI	0	W			



NEW YORK RED BULLS

NEW YORK RED BULLS –CUP COMPETITIONS – GAME-BY-GAME

#	Player	U.S. OPEN CUP		
		R16	QF	CF
		FCNY	CHI	
1	Alex Horwath	2-1	0-4	
2	Teemu Tainio			
3	Chris Albright		60D	
4	Rafael Marquez			
5	Tim Ream	90D		
6	Corey Hertzog	90M	90F	
7	Roy Miller			
8	Jan Gunnar Solli			
9	Luke Rodgers			
10	Mehdi Ballouchy		90F	
11	Danleigh Borman			
11	Dwayne De Rosario			
12	Tyler Lassiter	24	90D	
13	Austin da Luz	90M	90M	
14	Thierry Henry			
15	Matt Kassel	90D	90M	
16	John Rooney	90M	90M	
17	Juan Agudelo	90F		
18	Bouna Coundoul		90G	
19	Dane Richards			
20	Joel Lindpere			
21	Brian Nielsen			
22	Stephen Keel	45D	90D	
23	Mike Jones	90D	90D	
24	Greg Sutton	90G		
32	Marcos Paulo	90F	30	
33	Carl Robinson			
39	Teddy Schneider	66M	72M	
44	Carlos Mendes			
91	Sacir Hot	45	18	

U.S. OPEN CUP		NY 2 vs FCNY 1		W		Hertzog (Agudelo) 58; Rooney (Ream) 65	
R16	QF	06/28/2011	07/12/2011	NY	FCNY	CHI	L
				0	at	2	



## 2011 RECORD

	<u>GP</u>	<u>W-L-T</u>	<u>PTS</u>	<u>GF</u>	<u>GA</u>
Union	34	11-8-15	48	44	36

## RECORD at PPL PARK

	<u>GP</u>	<u>W-L-T</u>	<u>PTS</u>	<u>GF</u>	<u>GA</u>
	17	7-1-9	30	24	18

## RECORD on road

	<u>GP</u>	<u>W-L-T</u>	<u>PTS</u>	<u>GF</u>	<u>GA</u>
	17	4-7-6	18	20	18

## RECORD at the half

	<u>W</u>	<u>L</u>	<u>T</u>
LEADING	4	0	5
TIED	6	2	6
TRAILING	1	6	4

## RECORD with the first goal

	<u>W</u>	<u>L</u>	<u>T</u>
SCORING	10	0	6
CONCEDING	1	8	6

## TEAM COMPARISONS

	<u>FOR</u>	<u>AGAINST</u>
GOALS SCORED	1.29 (7th)	1.06 (2nd)
TOTAL SHOTS	11.97 (14th)	11.94 (11th)
SHOTS ON GOAL	3.97 (17th)	3.06 (18th)
SHOOTING ACCURACY	33.2% (10th)	25.6% (18th)
SCORING %AGE	10.8% (6th)	8.9% (16th)
FOULS	11.79 (10th)	11.68 (12th)
CORNER KICKS	4.32 (13th)	4.12 (15th)
OFFSIDE	2.38 (13th)	2.64 (9th)

## GOALS SCORED IN GAME

GP	0	1	2	3	4+	TOT	AVG
34	8	17	4	3	2	44	1.29

## GOALS ALLOWED IN GAME

GP	0	1	2	3	4+	TOT	AVG
34	10	14	9	0	1	36	1.06

## GOALS BY INTERVALS

	TOT	0-15	16-30	31-45+	46-60	61-75	76-90+
FOR	44	7	4	7	6	9	11
AGAINST	36	3	10	8	8	3	4

## WHERE THE GOALS COME FROM

	FOR	AGAINST
GOALS SCORED	44	36
MINUTES PER GOAL	70	85

## HOW SCORED

RIGHT FOOT	27	17
LEFT FOOT	15	8
HEADERS	2	11
OTHER	0	0

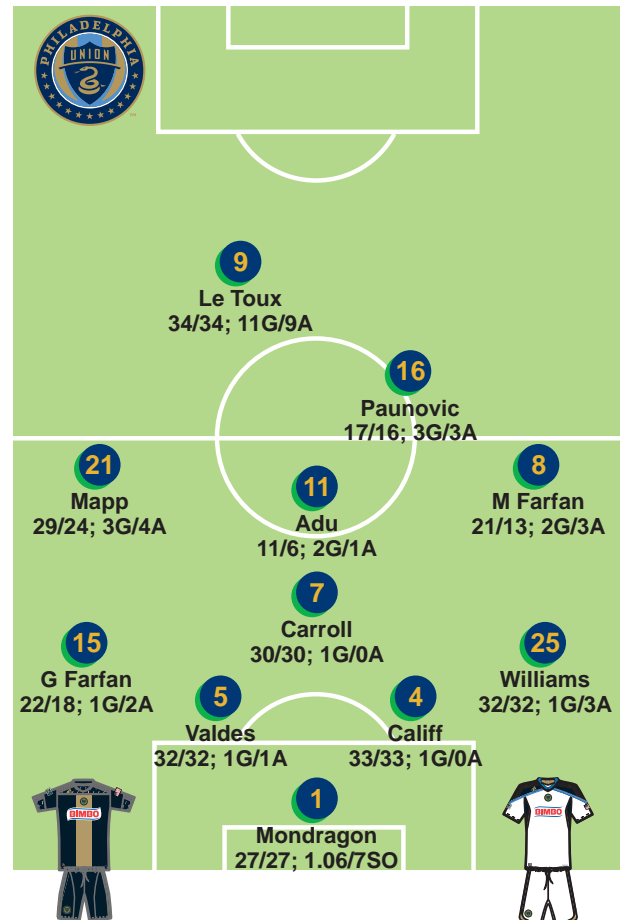
## TYPE OF PLAY

OPEN PLAY	27	17
CROSS	6	7
CORNER	2	5
REBOUND	1	1
PENALTIES	4	3
DIRECT FROM FREE KICK	1	0
FREE KICK (INDIRECT)	2	3
OWN GOALS	1	0

## DISTANCE

INSIDE GOAL AREA	8	12
INSIDE PENALTY AREA	25	15
OUTSIDE PENALTY AREA	11	9

## PRIMARY TEAM





# PHILADELPHIA UNION

No.	Player	Pos	Ht	Wt	Birthdate	Birthplace	2011				CAREER			
							GP	GS	G	A	GP	GS	G	A
1	<b>Faryd Mondragon</b>	<b>GK</b>	6-3	207	06/21/1971	Cali, Colombia	27	27	0	0	27	27	0	0
<i>Colombian international signed before season. Played three seasons with 1.FC Köln and also with Galatasaray.</i>														
2	<b>Joe Tait</b>	<b>DF</b>	6-1	180	02/04/1990	Middlesbrough, England	0	0	0	0	0	0	0	0
<i>Signed with Union in September from Dayton Dutch Lions (USL PRO). Played with Baton Rouge in 2010.</i>														
3	<b>Juan Diego Gonzalez</b>	<b>DF</b>	6-0	160	09/22/1980	Medellin, Colombia	0	0	0	0	7	7	0	0
<i>Signed with Union in 2010 after three years with La Equidad in Colombia. Also played in Argentina and Mexico.</i>														
4	<b>Danny Califf</b>	<b>DF</b>	6-2	185	03/17/1980	Montclair, CA	33	33	1	0	184	176	8	5
<i>In his second season back in MLS after four seasons in Denmark. Spent five years with LA Galaxy.</i>														
5	<b>Carlos Valdes</b>	<b>DF</b>	6-0	176	05/22/1985	Cali, Colombia	32	32	1	1	32	32	1	1
<i>Colombian International. Came to Union to start the 2011 season after playing with Santa Fe and América de Cali.</i>														
6	<b>Stefani Miglioranzi</b>	<b>MF</b>	6-1	185	09/20/1977	Pacos ed Caldas, Brazil	17	11	0	0	106	80	3	3
<i>In his sixth MLS season. Played in England for Portsmouth and Swindon Town.</i>														
7	<b>Brian Carroll</b>	<b>MF</b>	5-10	155	07/20/1981	Springfield, VA	30	30	1	0	235	219	5	14
<i>In ninth MLS season. Played six seasons with D.C. United after playing at Wake Forest Univ., then moving to Columbus.</i>														
8	<b>Roger Torres</b>	<b>MF</b>	5-5	140	07/13/1991	Barrancabermeja, Colombia	25	9	3	2	46	19	3	8
<i>In his second MLS season. Made debut with América de Cali in Colombia in 2010.</i>														
9	<b>Sebastien Le Toux</b>	<b>FW</b>	6-0	165	01/10/1984	Mont-Saint-Aignan, France	34	34	11	9	90	77	26	23
<i>Named to 2010 MLS Best XI. The first player signed to an MLS contract by Seattle Sounders FC.</i>														
10	<b>Danny Mwanga</b>	<b>FW</b>	6-1	175	07/17/1991	Kinshasa, Congo DR	28	13	5	4	52	30	12	8
<i>The No. 1 overall selection in the 2010 SuperDraft out of Oregon State University.</i>														
11	<b>Freddy Adu</b>	<b>MF</b>	5-6	140	06/02/1989	Tema, Ghana	11	6	2	1	109	75	14	20
<i>Returned to MLS during the 2011 season after four years abroad. No. 1 overall pick in 2004 by D.C. United.</i>														
12	<b>Levi Houapeu</b>	<b>FW</b>	5-8	160	06/22/1989	Abidjan, Ivory Coast	0	0	0	0	0	0	0	0
<i>Third-round selection in 2011 SuperDraft out of Maryland-Baltimore County.</i>														
13	<b>Kyle Nakazawa</b>	<b>MF</b>	5-10	165	03/16/1988	Torrance, CA	22	14	1	3	36	22	1	3
<i>Second-round selection in 2010 SuperDraft out of UCLA.</i>														
14	<b>Amobi Okugo</b>	<b>MF</b>	5-11	175	03/13/1991	Hayward, CA	15	10	0	0	26	14	0	0
<i>The sixth overall selection in the 2010 SuperDraft out of UCLA.</i>														
15	<b>Gabriel Farfan</b>	<b>MF</b>	5-10	165	06/23/1988	San Diego, CA	22	18	1	2	22	18	1	2
<i>Signed with Union after a year with the Club América reserves in Mexico.</i>														
16	<b>Veljko Paunovic</b>	<b>FW</b>	6-1	165	08/21/1977	Strumica, Macedonia	17	16	3	3	17	16	3	3
<i>Returned to professional soccer after a three-year layoff. Last played with Partizan FK in Serbia.</i>														
17	<b>Keon Daniel</b>	<b>MF</b>	6-1	170	01/16/1987	Lambeau, Trinidad & Tobago	18	9	1	2	18	9	1	2
<i>Trinidad &amp; Tobago international acquired from USSF D-2 Puerto Rico in the offseason.</i>														
18	<b>Zac MacMath</b>	<b>GK</b>	6-2	176	08/07/1991	St. Petersburg, FL	8	7	0	0	8	7	0	0
<i>Selected No. 5 overall in the 2011 SuperDraft out of the University of Maryland.</i>														
19	<b>Jack McInerney</b>	<b>FW</b>	5-9	150	08/05/1992	Chattanooga, TN	18	5	1	0	35	6	4	0
<i>The fifth overall selection in the 2010 SuperDraft, as teenager.</i>														
21	<b>Michael Farfan</b>	<b>MF</b>	5-9	160	06/23/1988	San Diego, CA	21	13	2	3	21	13	2	3
<i>No. 23 overall selection in 2011 SuperDraft out of Univ. of North Carolina. Brother of Gabriel.</i>														
22	<b>Justin Mapp</b>	<b>MF</b>	6-1	160	10/18/1984	Brandon, MS	29	24	3	4	221	174	18	44
<i>Obtained in a trade with the Chicago Fire in July 2010. In his 10th MLS season after signing at age 17.</i>														
23	<b>Ryan Richter</b>	<b>MF</b>	6-2	175	04/12/1989	Southampton, PA	0	0	0	0	0	0	0	0
<i>First-round selection in 2011 Supplemental Draft out of LaSalle Univ. in Philadelphia.</i>														
24	<b>Thorne Holder</b>	<b>GK</b>	6-4	183	04/04/1986	Port of Spain, Trinidad & Tobago	0	0	0	0	0	0	0	0
<i>Trinidad &amp; Tobago youth international who attended Adelphi University.</i>														
25	<b>Sheanon Williams</b>	<b>DF</b>	5-11	170	03/17/1990	Boston, MA	32	32	1	3	40	40	1	3
<i>Picked up from Harrisburg City Islanders, the club's USL-2 affiliate, in August 2010.</i>														
26	<b>Morgan Langley</b>	<b>MF</b>	5-10	150	06/09/1989	Honolulu, HI	1	0	0	0	1	0	0	0
<i>Signed with the club late this season after playing with USL Pro Harrisburg City Islanders.</i>														
27	<b>Zach Pfeffer</b>	<b>MF</b>	5-7	140	01/06/1995	Dresher, PA	3	2	0	0	3	2	0	0
<i>Signed as the club's first Home Grown Player in 2010 aged 15 years, 350 days; fourth-youngest ever in MLS</i>														
31	<b>Chase Harrison</b>	<b>GK</b>	6-3	170	04/02/1984	Huntington, WV	0	0	0	0	0	0	0	0
<i>Signed by Union as an emergency replacement in October from affiliate Harrisburg City Islanders.</i>														

HEAD COACH : Peter Nowak

07/05/1964

W61 L49 T46



# PHILADELPHIA UNION

## PHILADELPHIA UNION PLAYOFF HISTORY

FIRST APPEARANCE

CAREER POSTSEASON STATISTICS FOR CURRENT PHILADELPHIA UNION PLAYERS

UNF	POS	PLAYER	GP	GS	MIN	G	A	SHT	SOG	PKG	PKA	SKG	SKA	FC	FS	OFF	CK	C	E
11	F	Freddy Adu	7	3	356	0	1	7	6	0	0	1	1	11	7	5	8	3	0
4	D	Danny Califf	21	20	1886	3	0	15	8	0	0	0	0	43	15	0	0	3	1
7	M	Brian Carroll	18	18	1662	0	2	8	0	0	0	1	2	25	11	0	0	6	0
9	F	Sebastien Le Toux	2	0	38	0	0	0	0	0	0	0	0	0	0	0	0	0	0
22	M	Justin Mapp	12	6	627	1	4	9	5	0	0	0	0	12	8	3	21	0	0

## PHILADELPHIA UNION INDIVIDUAL HIGH GAMES (2011)

Goals  
 2 Justin Mapp 05/28/2011 at TOR W 6-2  
 2 Danny Mwanga 05/28/2011 at TOR W 6-2  
 2 Sebastien Le Toux 08/13/2011 vs. DAL T 2-2  
 2 Sebastien Le Toux 09/07/2011 vs. NE T 4-4  
 2 Sebastien Le Toux 09/29/2011 vs. DC W 3-2

Assists  
 2 Sebastien Le Toux 05/28/2011 at TOR W 6-2  
 2 Veljko Paunovic 09/07/2011 vs. NE T 4-4

Shots  
 8 Veljko Paunovic 08/20/2011 at CLB L 1-2  
 8 Sebastien Le Toux 09/07/2011 vs. NE T 4-4

Shots on Goal  
 5 Sebastien Le Toux 09/07/2011 vs. NE T 4-4

Fouls Committed  
 6 Gabriel Farfan 06/04/2011 at COL T 1-1

Fouls Suffered  
 5 Veljko Paunovic 08/06/2011 vs. HOU T 1-1

Offside  
 6 Sebastien Le Toux 09/29/2011 vs. DC W 3-2

Saves  
 5 Faryd Mondragon 08/03/2011 at CHI T 1-1

Shots Faced  
 6 Faryd Mondragon 07/02/2011 at DC T 2-2  
 6 Faryd Mondragon 08/03/2011 at CHI T 1-1  
 6 Faryd Mondragon 08/13/2011 vs. DAL T 2-2

Goals Allowed  
 4 Zac MacMath 09/07/2011 vs. NE T 4-4

## TEAM HIGH GAMES (2011)

Goals  
 6 05/28/2011 at TOR W 6-2

Assists  
 6 07/17/2011 at NE W 3-0

Shots  
 27 09/07/2011 vs. NE T 4-4

Shots on Goal  
 10 09/07/2011 vs. NE T 4-4

Fouls Committed  
 21 04/02/2011 at LA L 0-1

Fouls Suffered  
 23 03/26/2011 vs. VAN W 1-0

Corner Kicks  
 13 08/20/2011 at CLB L 1-2

Offside  
 9 06/25/2011 vs. CHV W 3-2

Saves  
 5 08/03/2011 at CHI T 1-1  
 5 09/03/2011 at RSL L 1-2

Shots Faced  
 8 09/03/2011 at RSL L 1-2

Goals Allowed  
 4 09/07/2011 vs. NE T 4-4

## TEAM LOW GAMES (2011)

Shots  
 4 04/02/2011 at LA L 0-1  
 4 09/03/2011 at RSL L 1-2

Shots on Goal  
 0 04/02/2011 at LA L 0-1

Fouls Committed  
 6 06/25/2011 vs. CHV W 3-2  
 6 09/03/2011 at RSL L 1-2

Fouls Suffered  
 6 05/06/2011 at POR L 0-1  
 6 09/23/2011 at KC T 1-1

Corner Kicks  
 0 04/02/2011 at LA L 0-1

Offside  
 0 5 times

Saves  
 0 5 times

Shots Faced  
 0 06/22/2011 vs. KC T 0-0  
 0 07/17/2011 at NE W 3-0

2011 PHILADELPHIA UNION STATISTICS (11-8-15, 48 pts.)

UNF	POS	PLAYER	GP	GS	MIN	G	A	SHT	SOG	FC	FS	OFF	CK	C	E
9	F	Sebastien Le Toux	34	34	3060	11	9	81	30	21	36	36	67	0	0
20	F	Carlos Ruiz	14	13	1144	6	0	35	14	15	16	16	1	2	0
10	F	Danny Mwanga	28	13	1535	5	4	37	20	28	23	9	0	4	0
22	M	Justin Mapp	29	24	1861	3	4	29	8	19	28	3	22	1	0
16	F	Veljko Paunovic	17	16	1236	3	3	33	11	25	21	8	0	1	0
8	M	Roger Torres	25	9	931	3	2	24	6	13	17	0	18	1	0
21	M	Michael Farfan	21	13	1460	2	3	23	6	22	14	0	0	1	0
11	M	Freddy Adu	11	6	609	2	1	15	3	8	14	1	22	2	0
13	M	Kyle Nakazawa	22	14	1208	1	3	15	4	24	14	0	5	1	0
25	D	Sheanon Williams	32	32	2828	1	3	20	7	39	42	1	0	4	1
17	M	Keon Daniel	18	9	888	1	2	7	2	6	6	0	11	1	0
15	M	Gabriel Farfan	22	18	1609	1	2	2	1	27	25	0	0	1	0
5	D	Carlos Valdes	32	32	2880	1	1	22	4	37	33	2	0	8	0
4	D	Danny Califf	33	33	2970	1	0	9	4	32	25	0	0	4	0
7	M	Brian Carroll	30	30	2571	1	0	14	3	27	13	0	0	5	0
19	F	Jack McInerney	18	5	558	1	0	16	6	10	7	5	0	1	1
2	D	*Jordan Harvey	16	16	1241	0	1	2	0	13	5	0	0	4	1
26	M	Morgan Langley	1	0	10	0	0	0	0	1	0	0	0	0	0
18	G	Zac MacMath	8	7	675	0	0	0	0	0	0	0	0	1	0
6	M	Stefani Miglioranzi	17	11	980	0	0	8	0	15	11	0	0	1	0
1	G	Faryd Mondragon	27	27	2385	0	0	0	0	0	2	0	0	1	0
14	M	Amobi Okugo	15	10	811	0	0	12	4	18	8	0	0	2	0
27	M	Zach Pfeffer	3	2	136	0	0	3	2	1	2	0	1	0	0
3	D	Juan Diego Gonzalez	0	0	0	0	0	0	0	0	0	0	0	0	0
31	G	Chase Harrison	0	0	0	0	0	0	0	0	0	0	0	0	0
24	G	Thorne Holder	0	0	0	0	0	0	0	0	0	0	0	0	0
23	M	Ryan Richter	0	0	0	0	0	0	0	0	0	0	0	0	0
2	D	Joe Tait	0	0	0	0	0	0	0	0	0	0	0	0	0
		Own-goals received				1									
		Team totals	34	34	3060	44	38	407	135	401	397	81	147	46	3
		Opponent totals	34	34	3060	36	33	406	104	397	401	90	140	56	4

GAME-WINNING GOALS: Carlos Ruiz 3, Sebastien Le Toux 2, Roger Torres 1, Kyle Nakazawa 1  
 Danny Mwanga 1, Michael Farfan 1, Danny Califf 1, Freddy Adu 1

GAME-WINNING ASSISTS: Sebastien Le Toux 3, Roger Torres 2, Danny Mwanga 2, Justin Mapp 1  
 Gabriel Farfan 1, Keon Daniel 1

PENALTY KICK GOALS/ATTEMPTS: Sebastien Le Toux 4-4

PHILADELPHIA UNION INDIVIDUAL GOALKEEPING

UNF	POS	GOALKEEPER	GP	GS	MIN	SHTS	SV	GA	GAA	PG	PA	W	L	T	SO
1	G	Faryd Mondragon	27	27	2385	79	49	28	1.06	2	2	8	8	11	7
18	G	Zac MacMath	8	7	675	25	16	8	1.07	1	1	3	0	4	3
		Team totals	34	34	3060	104	65	36	1.06	3	3	11	8	15	10
		Opponent totals	34	34	3060	135	90	44	1.29	4	4	8	11	15	8

\* = Played with other teams in 2011. Only Philadelphia Union statistics listed here.

PHILADELPHIA UNION 2011 SCHEDULE

DAY	DATE	OPPONENT	RESULT	ATT.	W-L-T	POS.	PTS	GOALS:
Sat.	Mar. 19	at Houston	W 1-0	19,385	1-0-0	T1	3	PHI: Califf (5)
Sat.	Mar. 26	Vancouver	W 1-0	18,591	2-0-0	1	6	PHI: Ruiz (77)
Sat.	Apr. 2	at Los Angeles	L 0-1	24,998	2-1-0	1	6	LA: Leonardo (33)
Sat.	Apr. 9	New York	W 1-0	19,027	3-1-0	1	9	PHI: Torres (68)
Sat.	Apr. 16	Seattle	T 1-1	15,149	3-1-1	1	10	PHI: Ruiz (32); SEA: Fernandez (90)
Sat.	Apr. 30	San Jose	W 1-0	18,279	4-1-1	2	13	PHI: Le Toux (76)
Fri.	May 6	at Portland	L 0-1	18,627	4-2-1	0	13	POR: Danso (71)
Wed.	May 11	Los Angeles	T 1-1	19,178	4-2-2	2	14	PHI: Mwanga (84); LA: Donovan (24)
Sat.	May 14	at FC Dallas	L 0-2	12,109	4-3-2	2	14	DAL: Shea (29) Castillo (43)
Sat.	May 21	Chicago	W 2-1	18,379	5-3-2	1	17	PHI: M. Farfan (64) Ruiz (75); CHI: Oduro (67)
Sat.	May 28	at Toronto FC	W 6-2	20,122	6-3-2	0	20	PHI: G. Farfan (2) Mapp (11,62) Nakazawa (44) Mwanga (72,89); TOR: Maicon Santos (50,59)
Sat.	June 4	at Colorado	T 1-1	12,779	6-3-3	1	21	PHI: Mwanga (66); COL: Casey (63)
Sat.	June 11	Real Salt Lake	T 1-1	18,728	6-3-4	T1	22	PHI: Daniel (24); RSL: Espindola (53)
Sat.	June 18	at Vancouver	L 0-1	20,168	6-4-4	T1	22	VAN: Rochat (12)
Wed.	June 22	Sporting KC	T 0-0	18,127	6-4-5	T1	23	
Sat.	June 25	Chivas USA	W 3-2	18,139	7-4-5	1	26	PHI: Paunovic (48) Ruiz (69) Mwanga (82); CHV: Umana (28) Braun (77)
Sat.	July 2	at D.C. United	T 2-2	13,365	7-4-6	0	27	PHI: own goal (49) Ruiz (84); DC: Wolff (44) Najjar (58)
Sat.	July 9	at San Jose	T 0-0	9,794	7-4-7	T1	28	
Sun.	July 17	at New England	W 3-0	13,414	8-4-7	0	31	PHI: Ruiz (12) Valdes (24) Williams (90)
Fri.	July 29	Colorado	L 1-2	18,770	8-5-7	T1	31	PHI: Torres (90); COL: Mastroeni (35) Nyassi (45)
Wed.	Aug. 3	at Chicago	T 1-1	10,557	8-5-8	2	32	PHI: Paunovic (34); CHI: Pardo (54)
Sat.	Aug. 6	Houston	T 1-1	18,524	8-5-9	2	33	PHI: McInerney (15); HOU: Cameron (84)
Sat.	Aug. 13	FC Dallas	T 2-2	18,811	8-5-10	2	34	PHI: Le Toux (34,86); DAL: Maicon Santos (16) Shea (45)
Sat.	Aug. 20	at Columbus	L 1-2	13,869	8-6-10	3	34	PHI: Paunovic (42); CLB: Renteria (37) Mendoza (51)
Sat.	Sept. 3	at Real Salt Lake	L 1-2	18,720	8-7-10	4	34	PHI: Le Toux (30); RSL: Beckerman (18) Schuler (26)
Wed.	Sept. 7	New England	T 4-4	16,148	8-7-11	T3	35	PHI: Torres (28) Adu (54) Le Toux (80,90); NE: Soares (9) Lekic (21) Zerka (26) Feilhaber (33)
Sat.	Sept. 10	Portland	T 0-0	18,504	8-7-12	3	36	
Sat.	Sept. 17	Columbus	W 1-0	18,906	9-7-12	T3	39	PHI: Le Toux (32)
Fri.	Sept. 23	at Sporting KC	T 1-1	18,778	9-7-13	0	40	PHI: Le Toux (63); KC: Bravo (56)
Thu.	Sept. 29	D.C. United	W 3-2	17,963	10-7-13	2	43	PHI: Le Toux (4,15) M. Farfan (57); DC: De Rosario (22) Najjar (30)
Sun.	Oct. 2	at Chivas USA	T 1-1	16,134	10-7-14	T2	44	PHI: Mapp (59); CHV: Angel (90)
Sat.	Oct. 8	at Seattle	W 2-0	36,304	11-7-14	1	47	PHI: Adu (60) Carroll (70)
Sat.	Oct. 15	Toronto FC	T 1-1	19,178	11-7-15	T1	48	PHI: Le Toux (43); TOR: Johnson (57)
Thu.	Oct. 20	at New York	L 0-1	25,044	11-8-15	T1	48	NY: Richards (8)

PHILADELPHIA UNION – GAME-BY-GAME

#	Player	1	2	3	4	5	6	7	8	9	10	11	12	13	14	15	16	17	18	19	20	21	22	23	24	25	26	27	28	29	30	31	32	33	34						
1	Faryd Mondragon	HOU	VAN	LA	LA	NY	SEA	SJ	FOR	LA	DAL	CHI	TOR	COL	RSL	VAN	KC	CHV	DC	SJ	NE	COL	CHI	HOU	DAL	CLB	RSL	NE	FOR	CLB	KC	DC	CHV	SEA	TOR	NY					
2	Jordan Harvey	1-0	1-0	0-1	1-0	1-1	1-0	0-1	1-1	0-2	2-1	6-2	1-1	1-1	0-1	0-0	3-2	2-2	0-0	3-0	1-2	1-1	1-1	2-2	1-2	1-2	4-4	0-0	1-0	1-1	3-2	1-1	2-0	1-1	0-1						
2	Joe Tait	90G	90G	90G	90G	90G	90G	90G	90G	90G	90G	90G	90G	90G	90G	90G	90G	90G	90G	90G	90G	90G	90G	90G	90G	90G	90G	90G	90G	90G	90G	90G	90G	90G	90G	90G					
3	Juan Diego Gonzalez	90D	67D	90D	90D	90D	41D																																		
4	Danny Califf	90D	90D	90D	90D	90D																																			
5	Carlos Valdes	90D	90D	90D	90D	90D	90D	90D	90D	90D	90D	90D	90D	90D	90D	90D	90D	90D	90D	90D	90D	90D	90D	90D	90D	90D	90D	90D	90D	90D	90D	90D	90D	90D	90D	90D					
6	Stefani Mgliloranzi	90M	90M	90M	90M	60M	45																																		
7	Brian Carroll	90M	90M	90M	6M																																				
8	Roger Torres	23	28	23	23	45M	12	23	73M	32	23	8	12																												
9	Sebastien Le Toux	90F	90F	90F	90M	90F	90M	90F	90F	90F	90F	90F	90F	90F	90M	90M	90M	90M	90M	90F	90F	90F	90M	90M	90M	90M	90M	90M	90M	90M	90M	90M	90M	90M	90M	90M					
10	Danny Mwanga	31	83F	45F	31	30	45F	90F	45	90F	90F	31	90F	45	45	71F	79F	27	90F	29	45	28	60F	90F	45	90F	27	30	45	75F	63F	45									
11	Freddy Adu																																								
12	Levi Houabeu																																								
12	Chris Agorsor																																								
13	Kyle Nakazawa	70M	67M	62M	90M	7	26	67M	85	63M	90M	74M	90M	24	17	90M	90M	45M	15																						
14	Amobi Okugo	5	7	84	90M	90M	78M	64D	9	90M	90M	24	24	24	90D	90D	90D	90D	90D	90D	90D	90D	90D	90D	90M	90M	13	15	90M	45M	45M	15	45M								
15	Gabriel Farfan	20	7	45	90M	90M	45M	17	27	54	67M	30	45	19	58M	79M	45M	3	11	73M	45	90G	90G	90G	90G	90G	90G	90G	90G	90G	90G	90G	90G	90G	90G	90D					
16	Veljko Paunovic	45	90M	90M	90M																																				
17	Keon Daniel	23	17	67F	80F	83F	90F	90F	45	81F	59F	16	60F	45F	12	11	73F	66F	74F	17	45	90G	90G	90G	90G	90G	90G	90G	90G	90G	90G	90G	90G	90G	90G	90G					
18	Zac MacMath	85F	90F	90F	67F	80F	83F	90F	90F	45	81F	59F	16	60F	45F	12	11	73F	66F	74F	17	45	90G	90G	90G	90G	90G	90G	90G	90G	90G	90G	90G	90G	90G	90G					
19	Tack McInerney	20	Carlos	Ruiz																																					
20	Carlos Ruiz	85F	90F	90F	67F	80F	83F	90F	90F	45	81F	59F	16	60F	45F	12	11	73F	66F	74F	17	45	90G	90G	90G	90G	90G	90G	90G	90G	90G	90G	90G	90G	90G	90G					
21	Michael Farfan	59M	59M	10	78M	90M	45M	90M	25M	32	90M	78M	90M	78M	70M	63M	73M	87M	45M	79M	60M	68M	18	33	45	74M	86M	76M	70M												
22	Justin Mapp																																								
23	Ryan Richter																																								
24	Thorne Holder																																								
25	Sheanon Williams	90D	90D	73D	90D	90D	90D	90D	90D	90D	90D	90D	90D	90D	90D	90D	90D	90D	90D	90D	90D	90D	90D	90D	90D	90D	90D	90D	90D	90D	90D	90D	90D	90D	90D						
26	Morgan Langley																																								
27	Zach Pfeffer																																								
31	Chase Harrison																																								

"00" = 100 minutes played  
 F/M/D/G = starting position



PHILADELPHIA UNION – GAME-BY-GAME LOG

Game #1	03/19/2011	PHI 1 at HOU 0	W	Califf 1 (unassisted) 5
Game #2	03/26/2011	PHI 1 vs VAN 0	W	Ruiz 1 (Le Toux 1) 77
Game #3	04/02/2011	PHI 0 at LA 1	L	Torres 1 (Mwanga 1) 68
Game #4	04/09/2011	PHI 1 vs NY 0	W	Ruiz 2 (unassisted) 32
Game #5	04/16/2011	PHI 1 vs SEA 1	T	Le Toux 1 (penalty kick) 76
Game #6	04/30/2011	PHI 1 vs SJ 0	W	Mwanga 1 (unassisted) 84
Game #7	05/06/2011	PHI 0 at POR 1	L	M. Farfan 1 (Nakazawa 1) 64; Ruiz 3 (unassisted) 75
Game #8	05/11/2011	PHI 1 vs LA 1	T	G. Farfan 1 (Harvey 1) 2; Mapp 1 (Nakazawa 2) 11; Nakazawa 1 (Mwanga 2, Le Toux 2) 44; Mapp 2 (unassisted) 62; Mwanga 2 (Le Toux 3) 72; Mwanga 3 (unassisted) 89
Game #9	05/14/2011	PHI 0 at DAL 2	L	Mwanga 4 (Le Toux 4) 66
Game #10	05/21/2011	PHI 2 vs CHI 1	W	Daniel 1 (M. Farfan 1) 24
Game #11	05/28/2011	PHI 6 at TOR 2	W	Paunovic 1 (Mapp 1) 48; Ruiz 4 (Paunovic 1) 69; Mwanga 5 (Le Toux 5) 82
Game #12	06/04/2011	PHI 1 at COL 1	T	own goal (Kitchen) 49; Ruiz 5 (Williams 2, Le Toux 6) 84
Game #13	06/11/2011	PHI 1 vs RSL 1	T	Ruiz 6 (Daniel 1, Mapp 2) 12; Valdes 1 (Le Toux 7, Nakazawa 3) 24; Williams 1 (Mwanga 3) 93+
Game #14	06/18/2011	PHI 0 at VAN 1	L	Torres 2 (G. Farfan 1) 93+
Game #15	06/22/2011	PHI 0 vs KC 0	T	Paunovic 2 (unassisted) 34
Game #16	06/25/2011	PHI 3 vs CHV 2	W	McInerney 1 (Le Toux 8) 15
Game #17	07/02/2011	PHI 2 at DC 2	T	Le Toux 2 (penalty kick) 34; Le Toux 3 (penalty kick) 86
Game #18	07/09/2011	PHI 0 at SJ 0	T	Paunovic 3 (Daniel 2) 42
Game #19	07/17/2011	PHI 3 at NE 0	W	Le Toux 4 (Mapp 3) 30
Game #20	07/29/2011	PHI 1 vs COL 2	L	Torres 3 (Williams 3); Adu 1 (Mwanga 4, Paunovic 2) 54; Le Toux 5 (penalty kick) 80; Le Toux 6 (Paunovic 3, Valdes 1) 91+
Game #21	08/03/2011	PHI 1 at CHI 1	T	Le Toux 7 (Torres 1) 32
Game #22	08/06/2011	PHI 1 vs HOU 1	T	Le Toux 8 (M. Farfan 2) 63
Game #23	08/13/2011	PHI 2 vs DAL 2	T	Le Toux 9 (unassisted) 4; Le Toux 10 (M. Farfan 3) 15; M. Farfan 2 (Torres 2) 57
Game #24	08/20/2011	PHI 1 at CLB 2	L	Mapp 3 (Adu 1) 59
Game #25	09/03/2011	PHI 1 at RSL 2	L	Adu 2 (G. Farfan 2) 60; Carroll 1 (Le Toux 9) 70
Game #26	09/07/2011	PHI 4 vs NE 4	T	Le Toux 11 (Mapp 4) 43
Game #27	09/10/2011	PHI 0 vs POR 0	T	
Game #28	09/17/2011	PHI 1 vs CLB 0	W	
Game #29	09/23/2011	PHI 1 at KC 1	T	
Game #30	09/29/2011	PHI 3 vs DC 2	W	
Game #31	10/02/2011	PHI 1 at CHV 1	T	
Game #32	10/08/2011	PHI 2 at SEA 0	W	
Game #33	10/15/2011	PHI 1 vs TOR 1	T	
Game #34	10/20/2011	PHI 0 at NY 1	L	



PHILADELPHIA UNION

PHILADELPHIA UNION –CUP COMPETITIONS – GAME-BY-GAME

U.S. OPEN CUP

#	Player	Q1	DC
1	Faryd Mondragon	120G	2-2
2	Jordan Harvey	120D	
3	Juan Diego Gonzalez		
4	Danny Calliff	120D	
5	Carlos Valdes	120D	
6	Stefani Miglioranza		
7	Brian Carroll	120M	
8	Roger Torres	54	
9	Sebastien Le Toux	120F	
10	Danny Mwanga	47	
11	Levi Houapen		
12	Chris Agorsor		
13	Kyle Nakazawa	120M	
14	Amobi Okugo		
15	Gabriel Farfan		
17	Keon Daniel	66M	
18	Zac MacMath		
19	Tack McInerney	40	
20	Carlos Ruiz	80F	
21	Michael Farfan	120M	
22	Justin Mapp		
23	Ryan Richter		
24	Thorne Holder		
25	Sheanon Williams	73D	
27	Zach Pfeffer		

U.S. OPEN CUP

IR 04/06/2011 PHI 2 at DC 2 L (2-4 pens) Ruiz (Williams) 18; Carroll 118

## 2011 RECORD

	<u>GP</u>	<u>W-L-T</u>	<u>PTS</u>	<u>GF</u>	<u>GA</u>
Real	34	15-11-8	53	44	36

## RECORD at RIO TINTO STADIUM

	<u>GP</u>	<u>W-L-T</u>	<u>PTS</u>	<u>GF</u>	<u>GA</u>
	17	10-3-4	34	29	15

## RECORD on road

	<u>GP</u>	<u>W-L-T</u>	<u>PTS</u>	<u>GF</u>	<u>GA</u>
	17	5-8-4	19	15	21

## RECORD at the half

	<u>W</u>	<u>L</u>	<u>T</u>
LEADING	8	3	2
TIED	7	2	4
TRAILING	0	6	2

## RECORD with the first goal

	<u>W</u>	<u>L</u>	<u>T</u>
SCORING	15	3	2
CONCEDING	0	8	2

## TEAM COMPARISONS

	<u>FOR</u>	<u>AGAINST</u>
GOALS SCORED	1.29 (7th)	1.06 (2nd)
TOTAL SHOTS	12.61 (9th)	11.03 (16th)
SHOTS ON GOAL	4.50 (3rd)	4.00 (13th)
SHOOTING ACCURACY	35.7% (6th)	36.3% (16th)
SCORING %AGE	10.3% (7th)	9.6% (14th)
FOULS	13.03 (3rd)	12.08 (9th)
CORNER KICKS	4.85 (4th)	4.32 (12th)
OFFSIDE	3.38 (4th)	1.94 (15th)

## GOALS SCORED IN GAME

GP	0	1	2	3	4+	TOT	AVG
34	10	12	6	4	2	44	1.29

## GOALS ALLOWED IN GAME

GP	0	1	2	3	4+	TOT	AVG
34	14	10	5	4	1	36	1.06

## GOALS BY INTERVALS

	TOT	0-15	16-30	31-45+	46-60	61-75	76-90+
FOR	44	8	6	8	8	4	10
AGAINST	36	5	7	5	3	7	9

## WHERE THE GOALS COME FROM

	FOR	AGAINST
GOALS SCORED	44	36
MINUTES PER GOAL	70	85

## HOW SCORED

RIGHT FOOT	20	21
LEFT FOOT	14	10
HEADERS	9	5
OTHER	1	0

## TYPE OF PLAY

OPEN PLAY	18	16
CROSS	6	6
CORNER	9	2
REBOUND	1	1
PENALTIES	5	5
DIRECT FROM FREE KICK	1	2
FREE KICK (INDIRECT)	3	3
OWN GOALS	1	1

## DISTANCE

INSIDE GOAL AREA	12	7
INSIDE PENALTY AREA	26	20
OUTSIDE PENALTY AREA	6	9

## PRIMARY TEAM





# REAL SALT LAKE

No.	Player	Pos	Ht	Wt	Birthdate	Birthplace	2011				CAREER			
							GP	GS	G	A	GP	GS	G	A
1	<b>Tim Melia</b>	<b>GK</b>	6-1	195	05/15/1986	Great River, NY	0	0	0	0	0	0	0	0
<i>In second season on RSL books. Has spent last four years on loan to NASL and USL First Division sides.</i>														
2	<b>Tony Beltran</b>	<b>DF</b>	5-8	150	10/11/1987	Claremont, CA	22	19	0	1	78	67	0	3
<i>First-round selection (No. 3 overall) in 2008 SuperDraft out of UCLA.</i>														
3	<b>Robbie Russell</b>	<b>DF</b>	6-2	200	07/16/1979	Accra, Ghana	26	22	0	2	78	68	1	9
<i>In fourth MLS season. Also played in Denmark, Norway and Iceland from 2000-08.</i>														
4	<b>Jamison Olave</b>	<b>DF</b>	6-3	210	04/21/1981	Medellin, Colombia	24	24	2	1	99	98	10	1
<i>2010 MLS Defender of the Year and Best XI honoree. In fourth MLS season; last with Deportivo Cali in Colombia.</i>														
5	<b>Kyle Beckerman</b>	<b>MF</b>	5-11	165	04/23/1982	Crofton, MD	29	27	3	9	269	241	24	33
<i>In his 12th MLS season, his fifth with Real. U.S. international. Also played with Colorado and Miami.</i>														
6	<b>Nat Borchers</b>	<b>DF</b>	6-2	175	04/13/1981	Tucson, AZ	30	30	3	1	202	201	8	4
<i>Returned to MLS from Odd Grenland in Norway for 2008 season. Spent three years with Colorado. In 2010 MLS Best XI.</i>														
7	<b>Fabian Espindola</b>	<b>FW</b>	5-9	160	05/04/1985	Buenos Aires, Argentina	27	25	10	3	95	77	26	10
<i>In fifth MLS season. Has also played with Boca Juniors and Talleres de Cordoba in Argentina, and Quito and Aucas in Ecuador.</i>														
8	<b>Will Johnson</b>	<b>MF</b>	5-10	155	01/21/1987	Toronto, Ontario, Canada	25	22	2	1	94	82	7	5
<i>Canadian International who returned to MLS in 2008 after a year in England and two in Holland.</i>														
10	<b>Arturo Alvarez</b>	<b>MF</b>	5-9	170	06/28/1985	Houston, TX	16	8	0	1	182	109	24	19
<i>Acquired before start of season. In ninth MLS season, also with San Jose and Dallas. El Salvador international.</i>														
11	<b>Javier Morales</b>	<b>MF</b>	5-9	165	01/10/1980	Buenos Aires, Argentina	10	9	2	3	98	92	17	34
<i>Named to 2010 MLS Best XI. Missed four months with a fractured ankle. In fifth MLS season after a decade in Argentina.</i>														
12	<b>Jean Alexandre</b>	<b>MF</b>	5-11	185	08/24/1986	Verrettes, Haiti	19	9	1	2	38	14	1	2
<i>Haitian international. Selected in first round of 2009 SuperDraft (No. 12 overall) out of Lynn University in Florida.</i>														
13	<b>Chris Agorsor</b>	<b>FW</b>	5-9	145	01/09/1990	Severn, MD	1	0	0	0	1	0	0	0
<i>Acquired in June after his release by Philadelphia. U.S. youth international. Played two seasons at Univ. of Virginia.</i>														
14	<b>Yordany Alvarez</b>	<b>MF</b>	5-10	165	05/24/1985	Cienfuegos, Cuba	5	4	0	0	5	4	0	0
<i>Left Cuban U-23 national team in 2008. Signed on loan from USL PRO Orlando City in September.</i>														
15	<b>Alvaro Saborio</b>	<b>FW</b>	6-0	170	03/25/1982	San Carlos, Costa Rica	23	22	11	2	50	45	23	6
<i>Costa Rican international in his second MLS season. Played in Switzerland and England as well as his homeland.</i>														
17	<b>Chris Wingert</b>	<b>DF</b>	5-10	170	06/16/1982	Babylon, NY	23	22	0	1	187	156	1	11
<i>In eighth MLS season, fourth with RSL. Won MAC Hermann Trophy at St. John's. Made U.S. debut in 2009.</i>														
18	<b>Nick Rimando</b>	<b>GK</b>	5-9	184	06/17/1979	Montclair, CA	33	33	0	0	288	288	0	6
<i>Set MLS record with 0.67 GAA in 2010. In 12th MLS season, also having played for Miami and D.C. United.</i>														
19	<b>Blake Wagner</b>	<b>DF</b>	5-10	165	01/29/1988	Atlanta, GA	11	10	0	0	51	42	0	0
<i>Signed as June after his release by Vancouver Whitecaps FC. Played four seasons with FC Dallas.</i>														
20	<b>Ned Grabavoy</b>	<b>MF</b>	5-7	150	07/01/1983	Joliet, IL	25	21	0	0	162	117	8	17
<i>In eighth MLS season, his third with Real. Also played with LA Galaxy, Columbus and San Jose.</i>														
21	<b>Luis Gil</b>	<b>MF</b>	5-8	150	11/14/1993	Garden Grove, CA	25	14	2	0	25	14	2	0
<i>Acquired from Kansas City Wizards in trade prior to 2010 season. U.S. youth international.</i>														
22	<b>Nelson Gonzalez</b>	<b>MF</b>	5-6	154	09/22/1988	Buenos Aires, Argentina	6	2	1	1	18	5	2	2
<i>In third MLS season, after he was acquired on loan from Argentina's Quilmes AC.</i>														
23	<b>Paulo Araujo Jr.</b>	<b>FW</b>	5-7	158	01/23/1989	Teresina, Brazil	11	5	2	4	14	5	2	4
<i>Acquired on loan late in 2010 season from USSF D-2 outfit Miami FC. Began pro career in 2008 in Brazil.</i>														
24	<b>Kyle Reynish</b>	<b>GK</b>	6-3	193	11/03/1983	Valencia, CA	1	1	0	0	5	4	0	0
<i>In fifth MLS season. Fourth-round selection in 2007 Supplemental Draft out of California-Santa Barbara.</i>														
25	<b>Donny Toia</b>	<b>FW</b>	5-8	155	05/28/1992	Tucson, AZ	0	0	0	0	0	0	0	0
<i>Signed as club's first Home Grown Player in May. Product of RSL Arizona scheme.</i>														
26	<b>Collen Warner</b>	<b>MF</b>	5-10	170	06/24/1988	Denver, CO	24	15	0	5	37	19	0	5
<i>First-round selection (No. 15 overall) in 2009 SuperDraft out of University of Portland.</i>														
27	<b>Cody Arnoux</b>	<b>FW</b>	5-10	170	04/13/1988	Stony Brook, NY	2	0	0	0	2	0	0	0
<i>Acquired by RSL through special lottery. Spent 2010 with USSF D-2 Vancouver, and one season with Everton.</i>														
28	<b>Chris Schuler</b>	<b>DF</b>	6-4	185	09/09/1987	St. Louis, MO	20	16	2	0	21	17	2	0
<i>Third-round selection in 2009 SuperDraft out of Creighton University.</i>														
30	<b>Rauwshan McKenzie</b>	<b>DF</b>	6-1	185	11/19/1986	Hartford, CT	2	2	0	0	11	9	0	0
<i>Signed by RSL prior to start of 2010 season. Fourth-round SuperDraft selection in 2008 out of Michigan State.</i>														
77	<b>Andy Williams</b>	<b>MF</b>	5-8	171	09/23/1977	Toronto, Ontario, Canada	31	20	2	1	332	231	30	86
<i>In his 13th MLS season. Lone "RSL Original" remaining. Sixth all-time in MLS games played. Former Jamaican international.</i>														

HEAD COACH : Jason Kreis

12/29/1972

W57 L50 T42

REAL SALT LAKE PLAYOFF HISTORY

vs. Team	No. of Series		Series						Last		Round	Series Result
	Series	W-L	GP	W-L-T	OT	ShO	GF	GA	Mtg.			
Chicago	1	1-0	1	1-0-0	1-0-0	1-0	0	0	2009	Semifinals	Won 1 games to 0	
Chivas USA	1	1-0	2	1-0-1	0-0-0	0-0	3	2	2008	Quarterfinals	Won 1 games to 0	
Columbus	1	1-0	2	2-0-0	0-0-0	0-0	4	2	2009	Quarterfinals	Won 2 games to 0	
FC Dallas	1	0-1	2	0-1-1	0-0-0	0-0	2	3	2010	Quarterfinals	Lost 1 games to 0	
Los Angeles	1	1-0	1	1-0-0	1-0-0	1-0	1	1	2009	MLS Cup '09	Won MLS Cup '09	
New York	1	0-1	1	0-1-0	0-0-0	0-0	0	1	2008	Semifinals	Lost 1 games to 0	
TOTALS	6	4-2	9	5-2-2	2-0-0	2-0	10	9				

REAL SALT LAKE - ALL-TIME POSTSEASON RESULTS

DATE	OPPONENT	RESULT	ATT.	W-L-T	RD.	GOALS:
11/01/2008	Chivas USA	W 1-0	14,719	1-0-0	QTR	RSL: Movsisyan (90)
11/08/2008	at Chivas USA	T 2-2	19,265	1-0-1	QTR	RSL: Kovalenko (39) Morales (77); CHV: Kljestan (30) Braun (83)
11/15/2008	New York	L 0-1	20,008	1-1-1	SEM	NY: van den Bergh (28)
10/31/2009	Columbus	W 1-0	11,499	1-0-0	QTR	RSL: Findley (88)
11/05/2009	at Columbus	W 3-2	10,109	2-0-0	QTR	RSL: Morales (37) Findley (45) Williams (74); CLB: Barros Schelotto (19,35)
11/14/2009	at Chicago	W 0-0 (OT)	21,723	3-0-0	SEM	
11/22/2009	at Los Angeles	W 1-1 (OT)	46,011	4-0-0	FIN	RSL: Findley (64); LA: Magee (41)
10/30/2010	at FC Dallas	L 1-2	11,003	0-1-0	QTR	RSL: Espindola (5); DAL: Cunningham (44) Avila (88)
11/06/2010	FC Dallas	T 1-1	19,324	0-1-1	QTR	RSL: Findley (79); DAL: McCarty (17)

CAREER POSTSEASON STATISTICS FOR CURRENT REAL SALT LAKE PLAYERS

UNF	POS	PLAYER	GP	GS	MIN	G	A	SHT	SOG	PKG	PKA	SKG	SKA	FC	FS	OFF	CK	C	E	
12	M	Jean Alexandre	2	0	18	0	0	0	0	0	0	0	0	0	0	0	0	0	0	
10	M	Arturo Alvarez	5	2	206	0	1	4	0	0	0	0	0	2	2	2	1	0	1	
23	F	Paulo Araujo Jr.	1	0	17	0	0	0	0	0	0	0	0	0	0	0	0	0	0	
5	M	Kyle Beckerman	19	19	1784	0	4	30	11	0	0	2	3	29	20	1	15	7	0	
2	D	Tony Beltran	2	2	169	0	0	1	0	0	0	0	0	0	3	0	0	0	0	
6	D	Nat Borchers	13	13	1230	1	2	10	3	0	0	0	0	13	6	0	0	2	0	
7	F	Fabian Espindola	8	4	394	1	0	9	4	0	0	0	1	10	6	8	0	0	0	
20	M	Ned Grabavoy	8	6	537	1	0	10	4	0	0	2	2	6	10	0	0	1	0	
8	M	Will Johnson	9	8	727	0	0	11	3	0	0	1	1	7	10	1	5	2	0	
11	M	Javier Morales	8	8	635	2	3	12	3	0	0	0	1	20	14	0	15	2	1	
4	D	Jamison Olave	9	9	846	0	0	5	1	0	0	0	0	13	11	2	0	2	0	
3	D	Robbie Russell	9	7	693	0	2	4	2	0	0	1	1	10	6	0	0	0	0	
15	F	Alvaro Saborio	2	2	133	0	0	1	1	0	0	0	0	1	1	1	0	0	0	
26	M	Collen Warner	1	0	34	0	0	0	0	0	0	0	0	0	1	0	0	0	0	
77	M	Andy Williams	20	16	1345	2	9	31	14	0	0	0	2	24	40	5	47	4	0	
17	D	Chris Wingert	13	12	1186	0	0	7	1	0	0	1	1	18	7	0	1	2	0	
UNF	POS	GOALKEEPER	GP	GS	MIN	SHTS	SV	GA	GAA	PKG	PKA	SKG	SKA	W	L	T	SO			
18	GK	Nick Rimando	21	21	1939	37	84	27	1.25	4	4	11	20	9	6	6	8			

ALL-TIME REAL SALT LAKE  
POSTSEASON STATISTICS (3-2-4, 13 PTS.)

PLAYER	GP	GS	MIN	G	A
Robbie Findley	9	4	539	4	2
Javier Morales	8	8	635	2	3
Andy Williams	9	7	622	1	2
Yura Movsisyan	7	5	457	1	1
Fabian Espindola	8	4	394	1	0
Dema Kovalenko	2	2	149	1	0
Robbie Russell	9	7	693	0	2
Kyle Beckerman	9	9	870	0	1
Nat Borchers	9	9	870	0	1
Jean Alexandre	2	0	18	0	0
Paulo Araujo Jr.	1	0	17	0	0
Tony Beltran	2	2	169	0	0
Kenny Deuchar	1	0	1	0	0
Ned Grabavoy	4	2	239	0	0
Will Johnson	9	8	727	0	0
Ian Joy	1	1	63	0	0
Clint Mathis	7	3	423	0	0
Jamison Olave	9	9	846	0	0
Nick Rimando	9	9	870	0	0
Alvaro Saborio	2	2	133	0	0
Collen Warner	1	0	34	0	0
Chris Wingert	8	8	780	0	0
Team totals	9	9	870	10	12
Opponent totals	9	9	870	9	7

REAL SALT LAKE INDIVIDUAL GOALKEEPING

GOALKEEPER	GP	GS	SV	GA	GAA	SO
Nick Rimando	9	9	31	9	0.93	3
Team totals	9	9	31	9	0.93	3
Opponent totals	9	9	40	10	1.03	2

## REAL SALT LAKE INDIVIDUAL HIGH GAMES (2011)

<b>Goals</b>				
2	Javier Morales	03/26/2011	vs. LA	W 4-1
2	Alvaro Saborio	06/25/2011	vs. TOR	W 3-1
2	Alvaro Saborio	07/23/2011	vs. SJ	W 4-0
2	Fabian Espindola	09/21/2011	at NY	W 3-1
<b>Assists</b>				
2	Collen Warner	04/09/2011	at NE	W 2-0
2	Kyle Beckerman	06/25/2011	vs. TOR	W 3-1
2	Robbie Russell	06/25/2011	vs. TOR	W 3-1
2	Kyle Beckerman	08/06/2011	vs. NY	W 3-0
<b>Shots</b>				
7	Andy Williams	07/04/2011	vs. NE	T 3-3
7	Alvaro Saborio	07/23/2011	vs. SJ	W 4-0
<b>Shots on Goal</b>				
4	Andy Williams	07/04/2011	vs. NE	T 3-3
4	Alvaro Saborio	07/23/2011	vs. SJ	W 4-0
4	Fabian Espindola	09/03/2011	vs. PHI	W 2-1
<b>Fouls Committed</b>				
6	Yordany Alvarez	10/01/2011	at LA	L 1-2
6	Yordany Alvarez	10/22/2011	vs. POR	T 1-1
<b>Fouls Suffered</b>				
5	5 times			
<b>Offside</b>				
7	Alvaro Saborio	05/07/2011	vs. CHV	W 1-0
<b>Saves</b>				
8	Nick Rimando	03/19/2011	at SJ	W 1-0
<b>Shots Faced</b>				
9	Nick Rimando	08/20/2011	at HOU	L 2-3
<b>Goals Allowed</b>				
4	Nick Rimando	09/24/2011	at DC	L 1-4

## TEAM HIGH GAMES (2011)

<b>Goals</b>				
4	03/26/2011	vs. LA	W 4-1	
4	07/23/2011	vs. SJ	W 4-0	
<b>Assists</b>				
4	03/26/2011	vs. LA	W 4-1	
4	06/25/2011	vs. TOR	W 3-1	
<b>Shots</b>				
24	06/04/2011	vs. VAN	W 2-0	
24	07/23/2011	vs. SJ	W 4-0	
<b>Shots on Goal</b>				
13	07/23/2011	vs. SJ	W 4-0	
<b>Fouls Committed</b>				
24	10/01/2011	at LA	L 1-2	
24	10/14/2011	at COL	T 0-0	
<b>Fouls Suffered</b>				
19	04/09/2011	at NE	W 2-0	
<b>Corner Kicks</b>				
10	04/30/2011	at POR	L 0-1	
10	05/28/2011	vs. SEA	L 1-2	
<b>Offside</b>				
12	05/07/2011	vs. CHV	W 1-0	
<b>Saves</b>				
8	03/19/2011	at SJ	W 1-0	
<b>Shots Faced</b>				
10	08/20/2011	at HOU	L 2-3	
<b>Goals Allowed</b>				
4	09/24/2011	at DC	L 1-4	

## TEAM LOW GAMES (2011)

<b>Shots</b>				
4	10/14/2011	at COL	T 0-0	
<b>Shots on Goal</b>				
1	05/14/2011	vs. HOU	T 0-0	
1	06/11/2011	at PHI	T 1-1	
1	10/14/2011	at COL	T 0-0	
<b>Fouls Committed</b>				
7	05/07/2011	vs. CHV	W 1-0	
7	05/28/2011	vs. SEA	L 1-2	
<b>Fouls Suffered</b>				
5	08/20/2011	at HOU	L 2-3	
<b>Corner Kicks</b>				
1	10/14/2011	at COL	T 0-0	
1	10/22/2011	vs. POR	T 1-1	
<b>Offside</b>				
0	07/04/2011	vs. NE	T 3-3	
0	09/03/2011	vs. PHI	W 2-1	
0	09/24/2011	at DC	L 1-4	
<b>Saves</b>				
0	07/25/2011	vs. TOR	W 3-1	
0	07/04/2011	vs. NE	T 3-3	
<b>Shots Faced</b>				
1	05/07/2011	vs. CHV	W 1-0	
1	06/25/2011	vs. TOR	W 3-1	
1	07/23/2011	vs. SJ	W 4-0	
1	08/06/2011	vs. NY	W 3-0	

## REAL SALT LAKE INDIVIDUAL POSTSEASON HIGH GAMES (2005-10)

<b>Goals</b>				
1	10 times			
<b>Assists</b>				
1	12 times			
<b>Shots</b>				
5	Yura Movsisyan	11/08/2008	at CHV	T 2-2
5	Clint Mathis	11/15/2008	vs. NY	L 0-1
5	Robbie Findley	11/22/2009	at LA	W 1-1
<b>Shots on Goal</b>				
2	10 times			
<b>Fouls Committed</b>				
6	Yura Movsisyan	11/01/2008	vs. CHV	W 1-0
6	Javier Morales	11/08/2008	at CHV	T 2-2
6	Chris Wingert	11/14/2009	at CHI	W 0-0
<b>Fouls Suffered</b>				
4	Jamison Olave	11/08/2008	at CHV	T 2-2
4	Javier Morales	11/15/2008	vs. NY	L 0-1
<b>Offside</b>				
6	Robbie Findley	11/22/2009	at LA	W 1-1
<b>Saves</b>				
8	Nick Rimando	11/05/2009	at CLB	W 3-2
<b>Shots Faced</b>				
10	Nick Rimando	11/05/2009	at CLB	W 3-2
<b>Goals Allowed</b>				
2	Nick Rimando	11/08/2008	at CHV	T 2-2
2	Nick Rimando	11/05/2009	at CLB	W 3-2
2	Nick Rimando	10/30/2010	at DAL	L 1-2

## TEAM POSTSEASON HIGH GAMES (2005-10)

<b>Goals</b>				
3	11/05/2009	at CLB	W 3-2	
<b>Assists</b>				
3	11/08/2008	at CHV	T 2-2	
3	11/05/2009	at CLB	W 3-2	
<b>Shots</b>				
24	11/15/2008	vs. NY	L 0-1	
<b>Shots on Goal</b>				
9	11/01/2008	vs. CHV	W 1-0	
<b>Fouls Committed</b>				
24	11/08/2008	at CHV	T 2-2	
<b>Fouls Suffered</b>				
22	11/22/2009	at LA	W 1-1	
<b>Corner Kicks</b>				
11	11/06/2010	vs. DAL	T 1-1	
<b>Offside</b>				
8	11/22/2009	at LA	W 1-1	
<b>Saves</b>				
8	11/05/2009	at CLB	W 3-2	
<b>Shots Faced</b>				
10	11/05/2009	at CLB	W 3-2	
<b>Goals Allowed</b>				
2	11/08/2008	at CHV	T 2-2	
2	11/05/2009	at CLB	W 3-2	
2	10/30/2010	at DAL	L 1-2	

## TEAM POSTSEASON LOW GAMES (2005-10)

<b>Shots</b>				
7	10/30/2010	at DAL	L 1-2	
<b>Shots on Goal</b>				
2	10/31/2009	vs. CLB	W 1-0	
<b>Fouls Committed</b>				
4	11/15/2008	vs. NY	L 0-1	
<b>Fouls Suffered</b>				
8	11/14/2009	at CHI	W 0-0	
<b>Corner Kicks</b>				
0	11/08/2008	at CHV	T 2-2	
<b>Offside</b>				
0	11/01/2008	vs. CHV	W 1-0	
<b>Saves</b>				
1	11/01/2008	vs. CHV	W 1-0	
<b>Shots Faced</b>				
1	11/01/2008	vs. CHV	W 1-0	



2011 REAL SALT LAKE STATISTICS (15-11-8, 53 pts.)

UNF	POS	PLAYER	GP	GS	MIN	G	A	SHT	SOG	FC	FS	OFF	CK	C	E
15	F	Alvaro Saborio	23	22	1928	11	2	66	24	43	38	38	0	3	0
7	F	Fabian Espindola	27	25	2096	10	3	62	31	39	31	33	1	6	0
5	M	Kyle Beckerman	29	27	2423	3	9	33	13	36	23	1	42	6	1
6	D	Nat Borchers	30	30	2547	3	1	19	6	14	15	5	0	1	2
23	F	Paulo Araujo Jr.	11	5	468	2	4	11	6	6	5	5	0	0	0
11	M	Javier Morales	10	9	785	2	3	12	5	10	22	3	35	3	0
8	M	Will Johnson	25	22	2059	2	1	39	15	20	29	2	13	6	1
4	D	Jamison Olave	24	24	2128	2	1	20	7	30	17	3	0	3	1
77	M	Andy Williams	31	20	1970	2	1	38	13	33	45	1	40	2	0
21	M	Luis Gil	25	14	1288	2	0	21	7	16	11	4	2	0	0
28	D	Chris Schuler	20	16	1638	2	0	13	2	16	13	0	0	2	0
12	M	Jean Alexandre	19	9	703	1	2	12	4	19	9	8	0	3	0
22	M	Nelson Gonzalez	6	2	174	1	1	5	2	4	1	0	13	0	0
26	M	Collen Warner	24	15	1106	0	5	16	8	28	19	4	12	3	1
3	D	Robbie Russell	26	22	1809	0	2	8	1	17	10	0	0	4	0
10	M	Arturo Alvarez	16	8	724	0	1	18	1	12	9	3	3	0	0
2	D	Tony Beltran	22	19	1731	0	1	5	3	14	21	1	0	1	1
17	D	Chris Wingert	23	22	1915	0	1	9	2	32	10	0	3	5	0
14	F	Artur Aghasyan	4	1	98	0	0	3	0	5	2	1	0	0	0
13	F	Chris Agorsor (TOT)	1	0	10	0	0	0	0	0	0	0	0	0	0
13	F	Chris Agorsor (RSL)	1	0	10	0	0	0	0	0	0	0	0	0	0
14	M	Yordany Alvarez	5	4	419	0	0	0	0	21	4	0	0	4	0
27	F	Cody Arnoux	2	0	69	0	0	1	0	1	1	0	0	0	0
20	M	Ned Grabavoy	25	21	1899	0	0	17	3	25	38	3	1	3	0
30	D	Rauwshan McKenzie	2	2	180	0	0	0	0	2	2	0	0	0	0
24	G	Kyle Reynish	1	1	90	0	0	0	0	0	0	0	0	0	0
18	G	Nick Rimando	33	33	2970	0	0	0	0	0	5	0	0	1	0
19	D	Blake Wagner (TOT)	11	10	841	0	0	6	2	11	11	0	4	0	0
19	D	Blake Wagner (RSL)	2	1	63	0	0	1	0	0	2	0	0	0	0
1	G	Tim Melia	0	0	0	0	0	0	0	0	0	0	0	0	0
25	F	Donny Toia	0	0	0	0	0	0	0	0	0	0	0	0	0
		Own-goals received				1									
		Team totals	34	34	3060	44	38	429	153	443	411	115	165	56	7
		Opponent totals	34	34	3060	36	31	375	136	411	443	66	147	52	8

GAME-WINNING GOALS: Alvaro Saborio 4, Chris Schuler 2, Fabian Espindola 2, Nat Borchers 2  
 Andy Williams 1, Javier Morales 1, Will Johnson 1, Kyle Beckerman 1  
 Jean Alexandre 1

GAME-WINNING ASSISTS: Kyle Beckerman 6, Collen Warner 2, Robbie Russell 1, Javier Morales 1  
 Nat Borchers 1, Tony Beltran 1, Paulo Araujo Jr. 1

PENALTY KICK GOALS/ATTEMPTS: Alvaro Saborio 3-3, Javier Morales 1-1, Fabian Espindola 1-1

REAL SALT LAKE INDIVIDUAL GOALKEEPING

UNF	POS	GOALKEEPER	GP	GS	MIN	SHTS	SV	GA	GAA	PG	PA	W	L	T	SO
24	G	Kyle Reynish	1	1	90	2	2	0	0.00	0	0	1	0	0	1
18	G	Nick Rimando	33	33	2970	134	95	36	1.09	5	7	14	11	8	13
		Team totals	34	34	3060	136	97	36	1.06	5	7	15	11	8	14
		Opponent totals	34	34	3060	153	109	44	1.29	5	5	11	15	8	10

\* = Played with other teams in 2011. Only Real Salt Lake statistics listed here.

REAL SALT LAKE 2011 SCHEDULE

DAY	DATE	OPPONENT	RESULT	ATT.	W-L-T	POS.	PTS	NOTES:
Sat.	Mar. 19	at San Jose	W 1-0	10,525	1-0-0	T1	3	RSL: Beckerman (63)
Sat.	Mar. 26	Los Angeles	W 4-1	20,507	2-0-0	T1	6	RSL: Williams (2) Morales (10,41) Araujo (68); LA: Angel (79)
Sat.	Apr. 9	at New England	W 2-0	7,970	3-0-0	T1	9	RSL: Schuler (27) Araujo (47)
Wed.	Apr. 13	Colorado	W 1-0	15,513	4-0-0	1	12	RSL: Espindola (90)
Sat.	Apr. 30	at Portland	L 0-1	18,627	4-1-0	T2	12	POR: Cooper (22)
Sat.	May 7	Chivas USA	W 1-0	14,313	5-1-0	2	15	RSL: Johnson (87)
Sat.	May 14	Houston	T 0-0	16,301	5-1-1	3	16	
Sun.	May 22	at FC Dallas	T 0-0	10,550	5-1-2	T3	17	
Sat.	May 28	Seattle	L 1-2	14,674	5-2-2	T5	17	RSL: Gonzalez (87); SEA: Ianni (72) Neagle (84)
Sat.	June 4	Vancouver	W 2-0	15,174	6-2-2	4	20	RSL: Alexandre (32) Espindola (79)
Wed.	June 8	at Columbus	L 1-2	9,650	6-3-2	4	20	RSL: Olave (7); CLB: Mendoza (76) Gardner (82)
Sat.	June 11	at Philadelphia	T 1-1	18,728	6-3-3	0	21	RSL: Espindola (53); PHI: Daniel (24)
Sat.	June 18	D.C. United	T 1-1	16,841	6-3-4	T4	22	RSL: Espindola (38); DC: Davies (85)
Wed.	June 22	at Chicago	T 0-0	14,972	6-3-5	4	23	
Sat.	June 25	Toronto FC	W 3-1	15,077	7-3-5	4	26	RSL: Borchers (39) Saborio (42,60); TOR: dos Santos (66)
Mon.	July 4	New England	T 3-3	16,139	7-3-6	4	27	RSL: Johnson (24) Saborio (56) Espindola (83); NE: Lekic (4) Tierney (16) Joseph (63)
Sat.	July 9	FC Dallas	W 2-0	17,734	8-3-6	4	30	RSL: Williams (47) Espindola (90)
Sat.	July 23	San Jose	W 4-0	19,429	9-3-6	4	33	RSL: Saborio (63,75) Beckerman (78) Olave (83)
Sat.	July 30	Columbus	L 0-2	18,516	9-4-6	5	33	CLB: Gaven (5) Heinemann (10)
Wed.	Aug. 3	at Sporting KC	L 0-2	18,467	9-5-6	5	33	KC: Espinoza (29) Bunbury (34)
Sat.	Aug. 6	New York	W 3-0	19,081	10-5-6	5	36	RSL: Borchers (13) Gil (44) Saborio (77)
Sat.	Aug. 13	at Toronto FC	L 0-1	21,644	10-6-6	5	36	TOR: Plata (77)
Sat.	Aug. 20	at Houston	L 2-3	16,247	10-7-6	5	36	RSL: Espindola (28) Gil (60); HOU: Ching (47) Boswell (69) Dixon (90)
Sat.	Aug. 27	at Chivas USA	W 1-0	14,127	11-7-6	5	39	RSL: Saborio (11)
Sat.	Sept. 3	Philadelphia	W 2-1	18,720	12-7-6	4	42	RSL: Beckerman (18) Schuler (26); PHI: Le Toux (30)
Sat.	Sept. 10	at Seattle	W 2-1	35,940	13-7-6	0	45	RSL: own goal (12) Saborio (56); SEA: Montero (45)
Sat.	Sept. 17	Sporting KC	W 1-0	19,888	14-7-6	3	48	RSL: Borchers (54)
Wed.	Sept. 21	at New York	W 3-1	15,266	15-7-6	T2	51	RSL: Saborio (7) Espindola (11,21); NY: Lindpere (69)
Sat.	Sept. 24	at D.C. United	L 1-4	16,367	15-8-6	3	51	RSL: Saborio (86); DC: Najjar (13) De Rosario (22,27,31)
Wed.	Sept. 28	Chicago	L 0-3	20,762	15-9-6	3	51	CHI: Pappa (9,36,75)
Sat.	Oct. 1	at Los Angeles	L 1-2	27,000	15-10-6	3	51	RSL: Espindola (45); LA: Barrett (59) own goal (72)
Thu.	Oct. 6	at Vancouver	L 0-3	20,113	15-11-6	0	51	VAN: Camilo (44,53) Khalfan (88)
Fri.	Oct. 14	at Colorado	T 0-0	16,272	15-11-7	3	52	
Sat.	Oct. 22	Portland	T 1-1	20,378	15-11-8	3	53	RSL: Saborio (45); POR: Danso (90)



REAL SALT LAKE – GAME-BY-GAME LOG

Game #1	03/19/2011	RSL 1 at SJ 0	W	Beckerman 1 (Morales 1, Beltran 1) 64
Game #2	03/26/2011	RSL 4 vs LA 1	W	Williams 1 (Paulo Junior 1, Morales 2) 2; Morales 1 (penalty kick) 10; Morales 2 (Wingert 1) 41; Paulo Junior 1 (Espindola 1) 68
Game #3	04/09/2011	RSL 2 at NE 0	W	Schuler 1 (Warner 1) 27; Paulo Junior 2 (Warner 2) 47
Game #4	04/13/2011	RSL 1 vs COL 0	W	Espindola 1 (Paulo Junior 2) 93+
Game #5	04/30/2011	RSL 0 at POR 1	L	Johnson 1 (Borchers 1, Warner 3) 87
Game #6	05/07/2011	RSL 1 vs CHV 0	W	
Game #7	05/14/2011	RSL 0 vs HOU 0	T	
Game #8	05/22/2011	RSL 0 at DAL 0	T	
Game #9	05/28/2011	RSL 1 vs SEA 2	L	Gonzalez 1 (unassisted) 87
Game #10	06/04/2011	RSL 2 vs VAN 0	W	Alexandre 1 (Beckerman 1) 32; Espindola 2 (Alexandre 1) 79
Game #11	06/08/2011	RSL 1 at CLB 2	L	Olave 1 (Gonzalez 1) 7
Game #12	06/11/2011	RSL 1 at PHI 1	T	Espindola 3 (Alexandre 2) 53
Game #13	06/18/2011	RSL 1 vs DC 1	T	Espindola 4 (penalty kick) 38
Game #14	06/22/2011	RSL 0 at CHI 0	T	
Game #15	06/25/2011	RSL 3 vs TOR 1	W	Borchers 1 (Beckerman 2) 39; Saborio 1 (Russell 1, Beckerman 3) 42; Saborio 2 (Russell 2) 60
Game #16	07/04/2011	RSL 3 vs NE 3	T	Johnson 2 (unassisted) 24; Saborio 3 (penalty kick) 56; Espindola 5 (Saborio 1, Olave 1) 83
Game #17	07/09/2011	RSL 2 vs DAL 0	W	Williams 2 (Beckerman 4) 47; Espindola 6 (Johnson 1) 94+
Game #18	07/23/2011	RSL 4 vs SJ 0	W	Saborio 4 (penalty kick) 63; Saborio 5 (unassisted) 75; Beckerman 2 (Saborio 2) 78; Olave 2 (Alvarez 1, Beckerman 5) 83
Game #19	07/30/2011	RSL 0 vs CLB 2	L	
Game #20	08/03/2011	RSL 0 at KC 2	L	
Game #21	08/06/2011	RSL 3 vs NY 0	W	Borchers 2 (Beckerman 6) 13; Gil 1 (Beckerman 7) 44; Saborio 6 (penalty kick) 77
Game #22	08/13/2011	RSL 0 at TOR 1	L	
Game #23	08/20/2011	RSL 2 at HOU 3	L	Espindola 7 (Warner 4) 28; Gil 2 (Espindola 2) 60
Game #24	08/27/2011	RSL 1 at CHV 0	W	Saborio 7 (unassisted) 11
Game #25	09/03/2011	RSL 2 vs PHI 1	W	Beckerman 3 (Paulo Junior 3) 18; Schuler 2 (Beckerman 8) 26
Game #26	09/10/2011	RSL 2 at SEA 1	W	own goal (Keller) 12; Saborio 8 (unassisted) 56
Game #27	09/17/2011	RSL 1 vs KC 0	W	Borchers 3 (Beckerman 9) 54
Game #28	09/21/2011	RSL 3 at NY 1	W	Saborio 9 (Williams 1) 7; Espindola 8 (unassisted) 11; Espindola 9 (Warner 5) 21
Game #29	09/24/2011	RSL 1 at DC 4	L	Saborio 10 (Paulo Junior 4) 86
Game #30	09/28/2011	RSL 0 vs CHI 3	L	Espindola 10 (Morales 3) 45
Game #31	10/01/2011	RSL 1 at IA 2	L	
Game #32	10/06/2011	RSL 0 at VAN 3	L	
Game #33	10/14/2011	RSL 0 at COL 0	T	
Game #34	10/22/2011	RSL 1 vs POR 1	T	Saborio 11 (Espindola 3) 45

REAL SALT LAKE –CUP COMPETITIONS – GAME-BY-GAME

#	Player	CONCACAF CHAMPIONS LEAGUE 10/11						U.S. OPEN CUP		
		QF1 CLB	QF2 CLB	SF1 SAP	SF2 SAP	F1 MTR	F2 MTR	R16 WILM	QF DAL	
1	Tim Melia	90D	90D	90D	90D	90D	90D	90D	90D	
2	Tony Beltran	31	90D	90D	90D	81D	45D	27	90D	
3	Robbie Russell	90D	90D	45D	90D	90D	90D	90D	90D	
4	Jamison Olave	90M	90M	90M	90M	90M	90M	63M	90M	
5	Kyle Beckerman	90D	90D	90D	90D	90D	90D	90D	90D	
6	Nat Borchers	90D	90D	87F	79F	90F	85F	66F	90M	
7	Fabian Espindola	59F	85F	87F	79F	90F	85F	66F	90M	
8	Will Johnson	90M	90M	90M	90M	90M	90M	90M	90M	
10	Arturo Alvarez	90M	87M	90M	90M	11	9	26	32	
11	Javier Morales	90M	87M	90M	90M	90M	90M	90M	24	
12	Jean Alexandre	5	5	90F	90F	81F	90F	90F	24	
15	Alvaro Saborio	90F	71F	90F	90F	90D	90D	90D	58D	
17	Chris Wingert	90D	90D	90G	90G	90G	90G	90G	58D	
18	Nick Rimando	90G	90G	90G	90G	90G	90G	90G	58D	
20	Ned Grabavoy	81M	3	23	32	60M	90M	27	58M	
21	Luis Gil							90F	90F	
22	Nelson Gonzalez							16		
23	Paulo Araujo Jr.		19				5			
24	Kyle Reynish							90G		
26	Collen Warner							74M	32	
28	Chris Schuler		90D	45				63D		
30	Rauwshan McKenzie							90D		
77	Andy Williams	9	90M	67M	58M	30	64M	90M	90M	
CONCACAF CHAMPIONS LEAGUE 10/11										
QF1	03/09/2011	RSL 0 at CLB 0	T							
QF2	03/16/2011	RSL 4 vs CLB 1	W							
SF1	03/22/2011	RSL 2 vs SAPRSA 0	W							
SF2	04/05/2011	RSL 1 at SAPRSA 2	L							
F1	04/20/2011	RSL 2 at MONTRY 2	T							
F2	04/27/2011	RSL 0 vs MONTRY 1	L							
U.S. OPEN CUP										
R16	06/28/2011	RSL 2 vs WILMTN 0	W							
QF	07/12/2011	RSL 0 at DAL 2	L							
						Beltran (Alexandre) 40;	Alexandre (Johnson) 44			
						Saborio (Morales) 23;	Morales (Williams) 36;	Morales (Paulo Junior) 77;	Williams (unassisted) 95+	
						Saborio (Espindola) 9;	Espindola (Williams) 57			
						Olave (unassisted) 60				
						Borchers (Johnson) 35;	Morales (Alvarez) 89			

## 2011 RECORD

	<u>GP</u>	<u>W-L-T</u>	<u>PTS</u>	<u>GF</u>	<u>GA</u>
Sounders	34	18-7-9	63	56	37

## RECORD at CENTURYLINK FIELD

	<u>GP</u>	<u>W-L-T</u>	<u>PTS</u>	<u>GF</u>	<u>GA</u>
	17	9-4-4	31	32	2-

## RECORD on road

	<u>GP</u>	<u>W-L-T</u>	<u>PTS</u>	<u>GF</u>	<u>GA</u>
	17	9-3-5	32	24	17

## RECORD at the half

	<u>W</u>	<u>L</u>	<u>T</u>
LEADING	8	0	2
TIED	7	4	4
TRAILING	3	3	3

## RECORD with the first goal

	<u>W</u>	<u>L</u>	<u>T</u>
SCORING	11	0	3
CONCEDING	7	7	3

## TEAM COMPARISONS

	<u>FOR</u>	<u>AGAINST</u>
GOALS SCORED	1.65 (1st)	1.09 (4th)
TOTAL SHOTS	14.35 (1st)	11.74 (14th)
SHOTS ON GOAL	4.67 (2nd)	3.79 (16th)
SHOOTING ACCURACY	32.6% (16th)	32.3% (13th)
SCORING %AGE	10.3% (8th)	10.0% (12th)
FOULS	12.50 (5th)	12.27 (8th)
CORNER KICKS	4.73 (7th)	4.15 (14th)
OFFSIDE	2.09 (16th)	2.29 (13th)

## GOALS SCORED IN GAME

GP	0	1	2	3	4+	TOT	AVG
34	7	11	8	5	3	56	1.65

## GOALS ALLOWED IN GAME

GP	0	1	2	3	4+	TOT	AVG
34	9	15	8	2	0	37	1.09

## GOALS BY INTERVALS

	TOT	0-15	16-30	31-45+	46-60	61-75	76-90+
FOR	56	7	6	10	7	11	15
AGAINST	37	5	6	7	8	7	4

## WHERE THE GOALS COME FROM

	FOR	AGAINST
GOALS SCORED	56	37
MINUTES PER GOAL	55	83

## HOW SCORED

RIGHT FOOT	34	21
LEFT FOOT	13	10
HEADERS	9	5
OTHER	0	1

## TYPE OF PLAY

OPEN PLAY	27	15
CROSS	9	9
CORNER	7	3
REBOUND	2	1
PENALTIES	6	3
DIRECT FROM FREE KICK	3	2
FREE KICK (INDIRECT)	0	1
OWN GOALS	2	3

## DISTANCE

INSIDE GOAL AREA	13	12
INSIDE PENALTY AREA	35	17
OUTSIDE PENALTY AREA	8	8

## PRIMARY TEAM







# SEATTLE SOUNDERS FC

## SEATTLE SOUNDERS FC PLAYOFF HISTORY

vs. Team	No. of Series		GP	W-L-T	OT	ShO	GF	GA	Last Mtg.	Round	Series Result
	Series	W-L									
Los Angeles	1	0-1	2	0-2-0	0-0-0	0-0	1	3	2010	Quarterfinals	Lost 2 games to 0
Houston	1	0-1	2	0-1-1	0-1-0	0-0	0	1	2009	Quarterfinals	Lost 1 games to 0
<b>TOTALS</b>	<b>2</b>	<b>0-2</b>	<b>4</b>	<b>0-3-1</b>	<b>0-1-0</b>	<b>0-0</b>	<b>1</b>	<b>4</b>			

## SEATTLE SOUNDERS FC – ALL-TIME POSTSEASON RESULTS

DATE	OPPONENT	RESULT	ATT.	W-L-T	RD.	GOALS:
10/29/2009	Houston	T 0-0	35,807	0-0-1	QTR	
11/08/2009	at Houston	L 0-1 (OT)	27,465	0-1-1	QTR	HOU: Ching (96)
10/31/2010	Los Angeles	L 0-1	35,521	0-1-0	QTR	LA: Buddle (38)
11/07/2010	at Los Angeles	L 1-2	27,000	0-2-0	QTR	SEA: Zakuani (86); LA: Buddle (19) Gonzalez (27)



CAREER POSTSEASON STATISTICS FOR CURRENT SEATTLE SOUNDERS FC PLAYERS

UNF	POS	PLAYER	GP	GS	MIN	G	A	SHT	SOG	PKG	PKA	SKG	SKA	FC	FS	OFF	CK	C	E	
6	M	Oswaldo Alonso	4	4	390	0	0	5	2	0	0	0	0	5	4	0	2	1	0	
3	M	Brad Evans	6	6	570	1	0	6	2	0	0	0	0	4	3	0	0	2	0	
15	M	Alvaro Fernandez	2	0	61	0	0	0	0	0	0	0	0	2	1	0	2	0	0	
2	F	Mike Fucito	1	0	26	0	0	1	0	0	0	0	0	0	0	0	0	0	0	
12	D	Leo Gonzalez	4	4	390	0	0	3	0	0	0	0	0	9	5	0	0	0	0	
26	D	Taylor Graham	4	0	34	0	0	0	0	0	0	0	0	1	0	0	0	0	0	
34	D	Jhon Kennedy Hurtado	2	2	210	0	0	0	0	0	0	0	0	1	3	0	0	0	0	
4	D-M	Patrick Ianni	3	3	257	0	0	3	1	0	0	0	0	2	1	0	0	1	0	
21	F	Nate Jaqua	18	10	986	2	2	26	11	0	0	0	0	25	18	4	0	3	0	
24	F	Roger Levesque	2	0	80	0	0	2	0	0	0	0	0	0	0	0	0	0	0	
17	F	Fredy Montero	4	4	333	0	0	12	4	0	0	0	0	6	10	0	1	2	0	
25	F	Pat Noonan	17	16	1538	5	1	40	17	0	0	1	2	24	23	17	0	0	0	
31	D	Jeff Parke	7	7	605	0	0	4	2	0	0	0	0	3	5	0	0	1	0	
7	D-F	James Riley	11	7	715	0	0	1	0	0	0	0	0	8	5	0	0	1	1	
5	D	Tyson Wahl	2	2	158	0	0	0	0	0	0	0	0	4	0	0	0	1	0	
11	M	Steve Zakuani	4	4	329	1	0	6	3	0	0	0	0	1	6	3	1	0	0	
UNF	POS	GOALKEEPER	GP	GS	MIN	SHTS	SV	GA	GAA	PKG	PKA	SKG	SKA	W	L	T	SO			
18	GK	Kasey Keller	4	4	390	0	14	4	0.92	0	0	0	0	0	3	1	1			

ALL-TIME SEATTLE SOUNDERS FC  
POSTSEASON STATISTICS (0-3-1, 1 PT.)

PLAYER	GP	GS	MIN	G	A
Steve Zakuani	4	4	329	1	0
Nate Jaqua	4	2	232	0	1
Osvaldo Alonso	4	4	390	0	0
Brad Evans	2	2	210	0	0
Alvaro Fernandez	2	0	61	0	0
Michael Fucito	1	0	26	0	0
Leo Gonzalez	4	4	390	0	0
Jhon Kennedy Hurtado	2	2	210	0	0
Patrick Ianni	3	3	257	0	0
Kasey Keller	4	4	390	0	0
Sebastien Le Toux	2	0	38	0	0
Roger Levesque	2	0	80	0	0
Freddie Ljungberg	2	2	210	0	0
Tyrone Marshall	3	2	219	0	0
Fredy Montero	4	4	333	0	0
Blaise Nkufo	2	2	180	0	0
Sanna Nyassi	3	2	135	0	0
Jeff Parke	1	1	65	0	0
James Riley	4	4	390	0	0
Nathan Sturgis	2	2	145	0	0
Team totals	4	4	390	1	1
Opponent totals	4	4	390	4	3

SOUNDERS FC INDIVIDUAL GOALKEEPING

GOALKEEPER	GP	GS	SV	GA	GAA	SO
Kasey Keller	4	4	14	4	0.92	1
Team totals	4	4	14	4	0.92	1
Opponent totals	4	4	16	1	0.23	3



2011 SEATTLE SOUNDERS FC STATISTICS (18-7-9, 63 pts.)

UNF	POS	PLAYER	GP	GS	MIN	G	A	SHT	SOG	FC	FS	OFF	CK	C	E
17	F	Fredy Montero	30	27	2304	12	9	108	42	55	54	17	8	7	0
15	M	Alvaro Fernandez	29	23	1849	9	0	42	21	16	34	6	3	3	0
10	M	Mauro Rosales	26	22	1870	5	13	18	9	18	59	9	66	2	0
3	M	Brad Evans	20	17	1509	5	5	32	9	13	9	1	0	2	0
27	M	Lamar Neagle	23	9	1008	5	2	32	12	10	14	2	8	1	0
6	M	Oswaldo Alonso	33	32	2891	3	3	54	11	50	39	0	5	7	0
24	F	Roger Levesque	19	9	1062	3	2	13	6	16	16	11	0	3	0
2	F	Mike Fucito	19	13	1045	2	2	23	7	21	12	9	8	2	0
13	F	O'Brian White	7	7	517	2	2	15	8	9	3	6	0	0	0
11	M	Steve Zakuani	6	6	453	2	2	12	5	6	3	5	0	0	0
19	F	Sammy Ochoa	4	0	100	2	0	6	2	0	5	0	0	0	0
8	M	Erik Friberg	26	23	1897	1	2	9	3	30	13	3	27	4	0
5	D	Tyson Wahl	23	22	1989	1	2	7	2	22	6	0	31	5	0
4	D	Patrick Ianni	16	12	1232	1	0	5	2	14	9	0	0	2	0
31	D	Jeff Parke	28	28	2387	1	0	10	4	17	15	0	0	2	0
21	F	Nate Jaqua	23	7	843	0	2	16	2	29	9	9	0	2	0
7	D	James Riley	29	29	2579	0	2	7	1	26	17	0	0	3	0
12	D	Leo Gonzalez	14	12	1069	0	1	4	1	22	8	1	1	5	0
34	D	Jhon Kennedy Hurtado	23	23	1945	0	1	10	1	30	16	1	0	4	2
23	M	Servando Carrasco	12	7	689	0	0	7	0	11	5	0	7	5	0
16	M	David Estrada	3	1	108	0	0	3	0	1	1	1	0	0	0
18	G	Kasey Keller	34	34	3060	0	0	0	0	0	5	0	0	0	0
32	M	Miguel Montano	2	0	31	0	0	0	0	1	1	1	0	0	0
25	F	Pat Noonan	9	2	259	0	0	6	3	2	3	3	0	0	0
30	M	Amadou Sanyang	1	0	8	0	0	0	0	0	0	0	0	0	0
20	D	Zach Scott	12	9	864	0	0	3	0	11	6	0	0	3	0
28	G	Terry Boss	0	0	0	0	0	0	0	0	0	0	0	0	0
29	G	Josh Ford	0	0	0	0	0	0	0	0	0	0	0	0	0
26	D	Taylor Graham	0	0	0	0	0	0	0	0	0	0	0	0	0
35	G	Bryan Meredith	0	0	0	0	0	0	0	0	0	0	0	0	0
14	D	Michael Tetteh	0	0	0	0	0	0	0	0	0	0	0	0	0
		Own-goals received				2									
		Team totals	34	34	3060	56	50	442	151	430	408	85	164	62	2
		Opponent totals	34	34	3060	37	29	424	145	408	430	64	169	59	6

GAME-WINNING GOALS: Fredy Montero 5, Lamar Neagle 3, Alvaro Fernandez 3, Mauro Rosales 2  
 Steve Zakuani 1, Jeff Parke 1, Roger Levesque 1, Mike Fucito 1  
 Oswaldo Alonso 1

GAME-WINNING ASSISTS: Mauro Rosales 5, Brad Evans 4, O'Brian White 2, Tyson Wahl 2, James Riley 2  
 Fredy Montero 2, Lamar Neagle 1, Roger Levesque 1, Nate Jaqua 1, Leo Gonzalez 1  
 Mike Fucito 1

PENALTY KICK GOALS/ATTEMPTS: Brad Evans 3-3, Mauro Rosales 1-2, Alvaro Fernandez 1-2, Fredy Montero 0-1  
 Oswaldo Alonso 1-1

SEATTLE SOUNDERS FC INDIVIDUAL GOALKEEPING

UNF	POS	GOALKEEPER	GP	GS	MIN	SHTS	SV	GA	GAA	PG	PA	W	L	T	SO
18	G	Kasey Keller	34	34	3060	145	110	37	1.09	3	4	18	7	9	9
		Team totals	34	34	3060	145	110	37	1.09	3	4	18	7	9	9
		Opponent totals	34	34	3060	151	92	56	1.65	6	9	7	18	9	7

\* = Played with other teams in 2011. Only Seattle Sounders FC statistics listed here.

**SEATTLE SOUNDERS FC 2011 SCHEDULE**

DAY	DATE	OPPONENT	RESULT	ATT.	W-L-T	POS.	PTS	GOALS:
Tue.	Mar. 15	Los Angeles	L 0-1	36,433	0-1-0	T2	0	LA: Juninho (58)
Sat.	Mar. 19	at New York	L 0-1	20,982	0-2-0	T6	0	NY: Agudelo (70)
Fri.	Mar. 25	Houston	T 1-1	36,204	0-2-1	0	1	SEA: Zakuani (80); HOU: Cameron (42)
Sat.	Apr. 2	at San Jose	T 2-2	10,276	0-2-2	6	2	SEA: Evans (17) White (42); SJ: Dawkins (32) Stephenson (52)
Sat.	Apr. 9	Chicago	W 2-1	36,233	1-2-2	T4	5	SEA: White (7) Zakuani (25); CHI: Chaves (8)
Sat.	Apr. 16	at Philadelphia	T 1-1	15,149	1-2-3	0	6	SEA: Fernandez (90); PHI: Ruiz (32)
Fri.	Apr. 22	at Colorado	W 1-0	14,185	2-2-3	0	9	SEA: Montero (19)
Sat.	Apr. 30	Toronto FC	W 3-0	36,287	3-2-3	T2	12	SEA: Fernandez (9) Evans (52,75)
Wed.	May 4	at D.C. United	L 1-2	11,254	3-3-3	T4	12	SEA: Evans (71); DC: Wolff (31) Davies (52)
Sat.	May 7	at Columbus	T 1-1	7,148	3-3-4	T4	13	SEA: Montero (7); CLB: Renteria (67)
Sat.	May 14	Portland	T 1-1	36,593	3-3-5	T5	14	SEA: Fernandez (52); POR: Danso (65)
Sat.	May 21	Sporting KC	W 1-0	36,098	4-3-5	T2	17	SEA: Parke (90)
Wed.	May 25	FC Dallas	L 0-1	36,026	4-4-5	T3	17	DAL: Shea (18)
Sat.	May 28	at Real Salt Lake	W 2-1	14,674	5-4-5	3	20	SEA: Ianni (72) Neagle (84); RSL: Gonzalez (87)
Sat.	June 4	at Chicago	T 0-0	13,839	5-4-6	3	21	
Sat.	June 11	Vancouver	T 2-2	36,502	5-4-7	T3	22	SEA: Rosales (81) Alonso (84); VAN: Hassli (29,85)
Sat.	June 18	at Toronto FC	W 1-0	21,839	6-4-7	5	25	SEA: Montero (90)
Thu.	June 23	New York	W 4-2	46,065	7-4-7	T2	28	SEA: Friberg (11) Alonso (12) Levesque (67,78); NY: Richards (31) own goal (58)
Sun.	June 26	New England	W 2-1	36,212	8-4-7	T2	31	SEA: Wahl (34) Fernandez (40); NE: Nyassi (3)
Mon.	July 4	at Los Angeles	T 0-0	27,000	8-4-8	3	32	
Sun.	July 10	at Portland	W 3-2	18,627	9-4-8	4	35	SEA: Montero (57,74) Alonso (83); POR: own goal (46) Perlaza (69)
Sat.	July 16	Colorado	W 4-3	36,424	10-4-8	2	38	SEA: Fernandez (7) Levesque (48) Montero (82) Rosales (84); COL: Thompson (1) Larentowicz (43) Folan (90)
Sat.	July 30	at Houston	L 1-3	18,465	10-5-8	3	38	SEA: Fernandez (37); HOU: Clark (7) Ching (23,70)
Sat.	Aug. 6	at Sporting KC	W 2-1	17,493	11-5-8	3	41	SEA: Rosales (90) Neagle (90); KC: Kamara (20)
Sat.	Aug. 13	Chivas USA	T 0-0	36,364	11-5-9	3	42	
Sat.	Aug. 20	at FC Dallas	W 1-0	11,635	12-5-9	2	45	SEA: Rosales (16)
Sat.	Aug. 27	Columbus	W 6-2	36,364	13-5-9	2	48	SEA: Neagle (4,21,70) Rosales (16) Fucito (40) own goal (74); CLB: Cunningham (59) Gardner (73)
Sat.	Sept. 10	Real Salt Lake	L 1-2	35,940	13-6-9	2	48	SEA: Montero (45); RSL: own goal (12) Saborio (56)
Sat.	Sept. 17	D.C. United	W 3-0	36,242	14-6-9	2	51	SEA: Fucito (35) Fernandez (45,60)
Sat.	Sept. 24	at Vancouver	W 3-1	21,000	15-6-9	2	54	SEA: Evans (33) Montero (63,67); VAN: Camilo (22)
Sat.	Oct. 1	at New England	W 2-1	21,022	16-6-9	2	57	SEA: Montero (36,47); NE: Fagundez (35)
Sat.	Oct. 8	Philadelphia	L 0-2	36,304	16-7-9	2	57	PHI: Adu (60) Carroll (70)
Sat.	Oct. 15	San Jose	W 2-1	64,140	17-7-9	2	60	SEA: Ochoa (82) Montero (87); SJ: Wondolowski (24)
Sat.	Oct. 22	at Chivas USA	W 3-1	22,137	18-7-9	2	63	SEA: own goal (53) Fernandez (68) Ochoa (73); CHV: Estupinan (83)



SEATTLE SOUNDERS FC – GAME-BY-GAME LOG

Game #1	03/15/2011	SEA 0 vs LA 1	L	Zakuni 1 (unassisted) 80
Game #2	03/19/2011	SEA 0 at NY 1	T	Evans 1 (Rosales 1, Friberg 1) 17; White 1 (Zakuni 1) 42
Game #3	03/25/2011	SEA 1 vs HOU 1	T	White 2 (Rosales 2) 7; Zakuni 2 (White 1) 25
Game #4	04/02/2011	SEA 2 at ST 2	T	Fernandez 1 (Montero 1, Zakuni 2) 91+
Game #5	04/09/2011	SEA 2 vs CHI 1	W	Montero 1 (Rosales 3, White 2) 19
Game #6	04/16/2011	SEA 1 at PHI 1	T	Fernandez 2 (Evans 1, Riley 1) 9; Evans 2 (Montero 2, Hurtado 1) 52; Evans 3 (penalty kick) 75
Game #7	04/22/2011	SEA 1 at COL 0	W	Evans 4 (penalty kick) 71
Game #8	04/30/2011	SEA 3 vs TOR 0	W	Montero 2 (Friberg 2) 7
Game #9	05/04/2011	SEA 1 at DC 2	L	Fernandez 3 (Montero 3, Levesque 1) 52
Game #10	05/07/2011	SEA 1 at CLB 1	T	Parke 1 (Wahl 1) 93+
Game #11	05/14/2011	SEA 1 vs POR 1	T	Ianni 1 (Montero 4, Jaqua 1) 72; Neagle 1 (Wahl 2) 84
Game #12	05/21/2011	SEA 1 vs KC 0	W	Rosales 1 (unassisted) 81; Alonso 1 (unassisted) 84
Game #13	05/25/2011	SEA 0 vs DAL 1	L	Montero 3 (free kick) 90
Game #14	05/28/2011	SEA 2 at RSL 1	W	Friberg 1 (unassisted) 11; Alonso 2 (unassisted) 12; Levesque 1 (Gonzalez 1) 67; Levesque 2 (unassisted) 78
Game #15	06/04/2011	SEA 0 at CHI 0	T	Wahl 1 (unassisted) 34; Fernandez 4 (Levesque 2, Rosales 4) 40
Game #16	06/11/2011	SEA 2 vs VAN 2	T	Montero 4 (free kick) 57; Montero 5 (Rosales 5, Neagle 1) 74; Alonso 3 (penalty kick) 83
Game #17	06/18/2011	SEA 1 at TOR 0	W	Fernandez 5 (Alonso 1) 7; Levesque 3 (Rosales 6, Alonso 2) 48; Montero 6 (unassisted) 82;
Game #18	06/23/2011	SEA 4 vs NY 2	W	Rosales 2 (Montero 5) 84
Game #19	06/26/2011	SEA 2 vs NE 1	W	Fernandez 6 (penalty kick) 37
Game #20	07/04/2011	SEA 0 at LA 0	T	Rosales 3 (unassisted) 90; Neagle 2 (Fucito 1, Rosales 7) 92+
Game #21	07/10/2011	SEA 3 at POR 2	W	Rosales 4 (Montero 6) 16
Game #22	07/16/2011	SEA 4 vs COL 3	W	Neagle 3 (Fucito 2) 4; Rosales 5 (penalty kick) 16; Neagle 4 (Riley 2, Rosales 8) 21;
Game #23	07/30/2011	SEA 1 at HOU 3	L	Fucito 1 (Rosales 9, Montero 7) 40; Neagle 5 (Alonso 3) 70; own goal (Gardner) 74
Game #24	08/06/2011	SEA 2 at KC 1	W	Montero 7 (Rosales 10) 47+
Game #25	08/13/2011	SEA 0 vs CHV 0	T	Fucito 2 (Rosales 11, Evans 2) 35; Fernandez 7 (Rosales 12, Montero 8) 47+; Fernandez 8 (unassisted) 60
Game #26	08/20/2011	SEA 1 at DAL 0	W	Evans 5 (penalty kick) 33; Montero 8 (unassisted) 63; Montero 9 (Evans 3) 67
Game #27	08/27/2011	SEA 6 vs CLB 2	W	Montero 10 (unassisted) 36; Montero 11 (Jaqua 2) 47
Game #28	09/10/2011	SEA 1 vs RSL 2	L	Ochoa 1 (Rosales 13) 82; Montero 12 (Neagle 2, Evans 4) 87
Game #29	09/17/2011	SEA 3 vs DC 0	W	own goal (Boyens) 53; Fernandez 9 (Evans 5) 68; Ochoa 2 (Montero 9) 73
Game #30	09/24/2011	SEA 3 at VAN 1	W	
Game #31	10/01/2011	SEA 2 at NE 1	W	
Game #32	10/08/2011	SEA 0 vs PHI 2	L	
Game #33	10/15/2011	SEA 2 vs ST 1	W	
Game #34	10/22/2011	SEA 3 at CHV 1	W	

### SEATTLE SOUNDERS FC - CUP COMPETITIONS - GAME-BY-GAME

#	Player	U.S. OPEN CUP					CONCACAF CHAMPIONS LEAGUE											
		R16 KTSP	QF LA	SF DAL	F CHI	PRD1 SFFC	Prnd2 SFFC	Grpd COMU	Grpd MTRY	Grpd HERE	Grpd HERE	Grpd COMU	Grpd COMU	Grpd MTRY				
2	Mike Fucito	68F	11	24	89F	31	90F	90M	90M	90M	90M	90M	90D	90D	90D	66F	16	
3	Brad Evans																23	
4	Patrick Ianni																90D	
5	Tyson Wahl						84D										90M	
6	Oswaldo Alonso	90M	90M	90M	90M	90M	90M	90M	90M	90M	90M	90M	90D	34	90M	90M	90D	
7	James Riley																90D	
8	Erik Friberg													1	74M		90M	
9	Blaise Nkufo		26		45	75M	112M										90M	
10	Mauro Rosales							90M	120M	27							90M	
11	Steve Zakrani																90D	
12	Leo Gonzalez	90D						90D	120D	75D	14		90D	90D			90M	
13	O'Brian White																90M	
14	Michael Tetteh	90D															90M	
15	Alvaro Fernandez																79M	
16	David Estrada	54M															90F	
17	Fredy Montero																90G	
18	Kasey Keller																74F	
19	Sammy Ochoa																90D	
20	Zach Scott	90D															90D	
21	Nate Jaqua	90F	71F														90M	
22	Mike Seamon	85M															90M	
23	Servando Carrasco	5															90M	
24	Roger Levesque																90M	
25	Pat Noonan	36	64M	66F	1	59M	15	68F	6	84M	89M	56M	56M	90F			90M	
26	Taylor Graham	90D															90M	
27	Lamar Neagle	90M															90M	
28	Terry Boss	90G															90G	
29	Josh Ford																90G	
30	Amadou Sanyang																90M	
31	Teff Parke	22															67D	
32	Miguel Montano	90M															90D	
34	Jhon Kennedy Hurtado																90D	
35	Bryan Meredith																90G	

U.S. OPEN CUP

R16 06/28/2011 SEA 2 vs KITSAP 1 W Fucito (Jaqua) 39; Fucito (unassisted) 62  
 QF 07/13/2011 SEA 3 vs LA 1 W Jaqua (Noonan) 4; Montero (Jaqua) 25; Neagle (Fernandez) 74  
 SF 08/30/2011 SEA 1 vs DAL 0 W Montero (Fernandez) 40  
 F 10/04/2011 SEA 2 vs CHI 0 W Montero (Parke) 78; Alonso (unassisted) 96+

CONCACAF CHAMPIONS LEAGUE

Prnd1 07/26/2011 SEA 0 at SNFRAN 1 L Fernandez (Gonzalez) 41; Jaqua (Fernandez) 98  
 Prnd2 08/03/2011 SEA 2 vs SNFRAN 0 (OT) W Evans (Fucito) 35; Fucito (Montero) 61; Fucito (Fernandez) 67; own goal (Gomez) 87  
 Grpd 08/16/2011 SEA 4 vs COMUNC 1 W Fernandez (Fucito) 38  
 Grpd 08/23/2011 SEA 1 at MONTRY 0 W Montero (Noonan) 38  
 Grpd 09/14/2011 SEA 2 at HERDNO 1 W Montero (Jaqua) 3; Montero (Levesque) 54  
 Grpd 09/20/2011 SEA 0 vs HERDNO 1 L Alonso 44; Alonso 89  
 Grpd 09/27/2011 SEA 2 at COMUNC 2 T Montero 42  
 Grpd 10/18/2011 SEA 1 vs MONTRY 2 W



# ALL-TIME MLS CUP PLAYOFF STATS

Updated through Saturday, Nov. 21, 2010

## ALL-TIME MLS POSTSEASON STANDINGS

TEAM	OVERALL							HOME					ROAD				
	GP	W	L	T	PTS	GF	GA	W	L	T	GF	GA	W	L	T	GF	GA
LA Galaxy	52	30	16	6	96	87	61	21	6	2	62	28	9	10	4	25	33
D.C. United	36	24	9	3	75	59	43	13	3	3	39	21	10	6	1	20	22
Chicago Fire	42	21	14	7	70	60	39	17	2	3	42	13	4	13	3	18	26
Columbus Crew	34	14	15	5	47	49	52	10	6	1	33	21	5	10	3	16	31
New England Revolution	34	12	14	8	44	34	39	10	3	5	23	12	3	10	3	11	27
KC Wiz.-Sporting Kansas C	32	12	15	5	41	44	46	11	3	2	29	13	1	12	3	15	33
FC Dallas	33	11	17	5	38	45	60	8	6	3	31	27	3	11	2	14	33
Colorado Rapids	31	10	15	6	36	32	45	6	5	3	11	12	5	11	2	21	33
San Jose Clash/Earthquake	22	11	10	1	34	35	29	6	2	1	20	8	5	8	0	15	21
MetroStars-N.Y. Red Bulls	29	9	15	5	32	34	45	5	5	2	14	14	4	10	3	20	31
Houston Dynamo	13	6	4	3	21	17	13	5	1	0	12	5	1	3	3	5	8
Real Salt Lake	9	3	2	4	13	10	9	2	1	1	3	2	1	1	3	7	7
Miami Fusion	10	3	7	0	9	6	13	3	3	0	5	2	0	4	0	1	11
Chivas USA	8	1	4	3	6	6	10	1	0	3	6	5	0	4	0	0	5
Tampa Bay Mutiny	11	2	9	0	6	12	23	1	5	0	7	10	1	4	0	5	13
Seattle Sounders FC	4	0	3	1	1	1	4	0	1	1	0	1	0	2	0	1	3

## ALL-TIME GOALS SCORED

TEAM	GP	GOALS
Landon Donovan	LA*	25
Carlos Ruiz	PHI*	17
Roy Lassiter	DC*	21
Jaime Moreno	DC*	32
Ante Razov	CHV*	35
Brian McBride	CHI*	28
Preki	KC*	26
Taylor Twellman	NE	21
Raul Diaz Arce	COL*	12
Stern John	CLB	10

## ASSISTS

TEAM	GP	ASTS
Mauricio Cienfuegos	LA	35
Marco Etcheverry	DC	23
Cobi Jones	LA	45
Jaime Moreno	DC*	32
Peter Nowak	CHI	20
Ante Razov	CHV*	35
Andy Williams	RSL*	20
Landon Donovan	LA*	25
Brian Mullan	COL*	33
Guillermo Barros Schelotto	CLB	7
Richard Mulrooney	HOU*	19
Steve Ralston	NE*	34

## GOALKEEPING LEADERS

TEAM	GP	MIN	SHTS	SVS	GA	GAA	W-L-T	SHO
Adin Brown	POR*	10	954	66	59	7	0.66	4-3-3
Jon Conway	CHI*	4	360	16	13	3	0.75	0-2-2
Matt Pickens	COL*	9	900	46	38	8	0.80	5-3-1
Jon Busch	SJ*	16	1490	81	67	14	0.85	5-6-5
Matt Reis	NE*	20	1881	112	94	18	0.86	9-6-5
Jeff Cassar	DAL*	5	405	17	13	4	0.89	0-4-0
Kasey Keller	SEA	4	390	18	14	4	0.92	0-3-1
Donovan Ricketts	LA	7	636	31	24	7	0.99	4-1-1
Jorge Campos	CHI*	6	544	31	25	6	0.99	2-2-0

4 players tied with 1.00  
Minimum: 300 minutes played

## SHOTS

TEAM	GP	SHOTS
Ante Razov	CHV*	35
Landon Donovan	LA*	25
Jaime Moreno	DC*	32
Brian McBride	CHI*	28
Cobi Jones	LA	45
Carlos Ruiz	PHI*	17
Preki	KC*	26
Taylor Twellman	NE	21
Clint Mathis	LA*	28
Mark Chung	SJ*	26

## SHOTS ON GOAL

TEAM	GP	SOG
Landon Donovan	LA*	25
Ante Razov	CHV*	35
Carlos Ruiz	PHI*	17
Jaime Moreno	DC*	32
Preki	KC*	26
Brian McBride	CHI*	28
Roy Lassiter	DC*	21
Taylor Twellman	NE	21
Cobi Jones	LA	45
Clint Mathis	LA*	28

## GAME-WINNING GOALS

TEAM	GP	GWG
Landon Donovan	LA*	25
Jaime Moreno	DC*	32
Brian McBride	CHI*	28
Carlos Ruiz	PHI*	17
Taylor Twellman	NE	21
Dwayne De Rosario	DC*	23
Raul Diaz Arce	COL*	12
Chris Henderson	NY*	31
Clint Mathis	LA*	28
Miklos Molnar	KC	7
Ante Razov	CHV*	35
Tony Sanneh	LA*	20

## GAME-WINNING ASSISTS

TEAM	GP	GWA
Marco Etcheverry	DC	23
Cobi Jones	LA	45
Jaime Moreno	DC*	32
Brian Mullan	COL*	33
Jeff Agoos	NY*	39
Mauricio Cienfuegos	LA	35
Jeff Cunningham	CLB*	22
Wolde Harris	COL*	22
Steve Ralston	NE*	34
Ante Razov	CHV*	35

MULTI-GOAL GAMES	TEAM	GP	GAMES
Landon Donovan	LA*	25	4
Roy Lassiter	DC*	21	4
Carlos Ruiz	PHI*	17	4
Paul Bravo	COL*	15	2
Carlos Hermosillo	LA	9	2
Stern John	CLB	10	2
Brian McBride	CHI*	28	2
Jaime Moreno	DC*	32	2
Ante Razov	CHV*	35	2
23 players tied with 1			

FOULS COMMITTED	TEAM	GP	FC
Diego Gutierrez	CHI*	40	92
Chris Armas	CHI*	37	74
Dema Kovalenko	LA*	37	72
Pablo Mastroeni	COL*	27	67
Chris Henderson	NY*	31	65
Jay Heaps	NE*	30	64
Ante Razov	CHV*	35	63
Jesse Marsch	CHV*	37	59
Jaime Moreno	DC*	32	58
C.J. Brown	CHI	35	55

FOULS SUFFERED	TEAM	GP	FS
Cobi Jones	LA	45	113
Jaime Moreno	DC*	32	102
Landon Donovan	LA*	25	70
Taylor Twellman	NE	21	70
Mauricio Cienfuegos	LA	35	68
Mark Chung	SJ*	26	65
Oscar Pareja	DAL*	17	64
Carlos Ruiz	PHI*	17	64
Jeff Agoos	NY*	39	62
Dema Kovalenko	LA*	37	61

OFFSIDES	TEAM	GP	OFF
Ante Razov	CHV*	35	40
Carlos Ruiz	PHI*	17	33
Luis Hernandez	LA	10	23
Raul Diaz Arce	COL*	12	22
Chris Henderson	NY*	31	22
Roy Lassiter	DC*	21	22
Taylor Twellman	NE	21	20
Adolfo Valencia	NY	8	20
3 Players tied with 17			

CAUTIONS (YELLOW)	TEAM	GP	CAUT
Dema Kovalenko	LA*	37	15
Diego Gutierrez	CHI*	40	12
Pablo Mastroeni	COL*	27	10
Jesse Marsch	CHV*	37	9
Robert Warzycha	CLB	17	9
Mike Clark	CLB	22	8
Joe Franchino	LA*	25	8
Daniel Hernandez	DAL*	22	8
Shalrie Joseph	NE	21	8
Carlos Llamasa	CHV*	27	8
Brian Mullan	COL*	33	8
Hristo Stoitchkov	DC*	15	8

EJECTIONS (RED CARDS)	TEAM	GP	EJECT
Diego Serna	COL*	7	2
44 players tied with 1			

HAT TRICKS	TEAM	GP	HATS
Raul Diaz Arce	COL*	12	1
Stern John	CLB	10	1

GAMES PLAYED	TEAM	GP
Kevin Hartman	DAL*	48
Cobi Jones	LA	45
Diego Gutierrez	CHI*	40
Jeff Agoos	NY*	39
Chris Armas	CHI*	37
Dema Kovalenko	LA*	37
Jesse Marsch	CHV*	37
C.J. Brown	CHI	35
Mauricio Cienfuegos	LA	35
Ante Razov	CHV*	35
Zach Thornton	CHV*	35

GAMES STARTED	TEAM	GS
Kevin Hartman	DAL*	48
Cobi Jones	LA	43
Jeff Agoos	NY*	39
Chris Armas	CHI*	37
Jesse Marsch	CHV*	37
C.J. Brown	CHI	35
Dema Kovalenko	LA*	35
Zach Thornton	CHV*	35
Mauricio Cienfuegos	LA	34
Diego Gutierrez	CHI*	34
Steve Ralston	NE*	34

MINUTES PLAYED	TEAM	MIN
Kevin Hartman	DAL*	4432
Cobi Jones	LA	3938
Jeff Agoos	NY*	3557
Chris Armas	CHI*	3383
Diego Gutierrez	CHI*	3270
Jesse Marsch	CHV*	3228
C.J. Brown	CHI	3221
Zach Thornton	CHV*	3193
Steve Ralston	NE*	3164
Dema Kovalenko	LA*	3126

CONSECUTIVE GAMES WITH GOALS	#	PLAYER	TM	START	STOP
6	Carlos Ruiz	TOR	10/02/2002	11/09/2003	

CONSECUTIVE GAMES WITH ASSISTS	#	PLAYER	TM	START	STOP
8	Carlos Ruiz	TOR	09/25/2002	11/09/2003	

CONSECUTIVE GAMES WITH GOAL OR ASSIST	#	PLAYER	TM	START	STOP
8	Carlos Ruiz	TOR	09/25/2002	11/09/2003	

GAMES PLAYED IN GOAL	Team	GP
Kevin Hartman	KC*	44
Zach Thornton	CHV*	35
Tony Meola	NY*	23
Pat Onstad	HOU*	21
Matt Reis	NE*	20
Joe Cannon	SJ*	18
Nick Rimando	RSL*	18
Tom Presthus	CLB*	15
Jon Busch	CHI*	13

GAMES STARTED IN GOAL	TEAM	GS
Kevin Hartman	KC*	44
Zach Thornton	CHV*	35
Tony Meola	NY*	23
Pat Onstad	HOU*	21
Matt Reis	NE*	19
Joe Cannon	SJ*	18
Nick Rimando	RSL*	18
Tom Presthus	CLB*	14
Jon Busch	CHI*	13

MINUTES PLAYED IN GOAL	TEAM	MIN
Kevin Hartman	DAL*	4432
Zach Thornton	CHV*	3193
Tony Meola	NY*	2135
Pat Onstad	DC*	2043
Nick Rimando	RSL*	1939
Matt Reis	NE*	1881
Joe Cannon	VAN*	1690
Jon Busch	SJ*	1490
Tom Presthus	CLB*	1261
Matt Jordan	COL*	1066

GOALKEEPER WINS	TEAM	GP	WON
Kevin Hartman	DAL*	48	24
Zach Thornton	CHV*	35	17
Pat Onstad	DC*	21	10
Tom Presthus	CLB*	15	10
Tony Meola	NY*	23	9
Matt Reis	NE*	20	9
Nick Rimando	RSL*	21	9
Joe Cannon	VAN*	18	7
Jon Busch	SJ*	16	5
Mark Dougherty	CLB*	10	5
Matt Pickens	COL*	9	5
Mark Simpson	DC	6	5

GOALKEEPER LOSSES	TEAM	GP	LOST
Kevin Hartman	DAL*	48	16
Zach Thornton	CHV*	35	13
Tony Meola	NY*	23	11
Joe Cannon	VAN*	18	8
Mark Dodd	DAL	12	7
Matt Jordan	COL*	12	7
Pat Onstad	DC*	21	7
Jon Busch	SJ*	16	6
Matt Reis	NE*	20	6
Nick Rimando	RSL*	21	6

SHUTOUTS	TEAM	GP	SHO
Kevin Hartman	DAL*	48	15
Zach Thornton	CHV*	35	13
Tony Meola	NY*	23	8
Matt Reis	NE*	20	8
Nick Rimando	RSL*	21	8
Tom Presthus	CLB*	15	7
Adin Brown	POR*	10	5
Jon Busch	SJ*	16	5
Joe Cannon	VAN*	18	5
Pat Onstad	DC*	21	5

SAVES	TEAM	GP	SVS
Kevin Hartman	DAL*	48	171
Zach Thornton	CHV*	35	122
Tony Meola	NY*	23	96
Matt Reis	NE*	20	94
Nick Rimando	RSL*	21	84
Jon Busch	SJ*	16	67
Joe Cannon	VAN*	18	64
Adin Brown	POR*	10	59
Pat Onstad	DC*	21	58
Mark Dodd	DAL	12	45
Scott Garlick	RSL*	11	45

SAVES PERCENTAGE	TEAM	GP	SAVES	SOG	PCT
Dario Sala	DAL	4	20	24	83.3
Marcus Hahnemann	COL	7	34	41	82.9
Adin Brown	POR*	10	59	72	81.9
Dave Salzwedel	SJ	3	18	22	81.8
Jon Conway	CHI*	4	13	16	81.3
Brad Guzan	CHV	4	16	20	80.0
Matt Reis	NE*	20	94	119	79.0
Jon Busch	SJ*	16	67	85	78.8
Kasey Keller	SEA	4	14	18	77.8
Bo Oshoniyi	KC*	4	14	18	77.8
Minimum: 10 saves					

LONGEST SHUTOUT STREAKS (MINUTES)

PLAYER	MIN	START	END
Kevin Hartman, LA	473	10/29/2005	11/10/2007
Kevin Hartman, LA	422	10/02/2002	11/09/2003
Adin Brown, NE	374	9/29/2002	10/12/2002
Matt Reis, NE	351	11/12/2006	11/18/2007
Tony Meola, MET	328	10/03/1998	9/24/2000
Kevin Hartman, LA	314	10/16/1998	10/31/1999
Pat Onstad, HOU	314	11/09/2008	11/13/2009
Donovan Ricketts, LA	314	11/01/2009	11/22/2009
Zach Thornton, CHI	311	10/02/2002	11/23/2003
Tom Presthus, DC	307	10/25/1998	10/31/1999

TEAM ATTENDANCE REPORT

	HOME GAMES			ROAD GAMES		
	DATES	TOTAL	AVERAGE	DATES	TOTAL	AVERAGE
Chicago Fire	22	355,043	16,138	20	278,192	13,910
Chivas USA	4	79,304	19,826	4	71,601	17,900
Colorado Rapids	14	146,189	10,442	17	267,303	15,724
Columbus Crew	16	222,198	13,887	18	219,764	12,209
D.C. United	19	388,308	20,437	17	318,169	18,716
FC Dallas	17	191,174	11,246	16	244,001	15,250
Houston Dynamo	6	159,125	26,521	7	162,691	23,242
KC Wiz.-Sporting Kansa	16	194,589	12,162	16	224,629	14,039
LA Galaxy	29	685,879	23,651	23	331,597	14,417
MetroStars-N.Y. Red Bu	12	157,850	13,154	17	254,748	14,985
Miami Fusion	6	56,452	9,409	4	55,120	13,780
New England Revolution	18	234,941	13,052	16	264,006	16,500
Real Salt Lake	4	65,550	16,388	5	108,111	21,622
San Jose Clash/Earthqu	9	119,077	13,231	13	249,562	19,197
Seattle Sounders FC	2	71,328	35,664	2	54,465	27,233
Tampa Bay Mutiny	6	57,466	9,578	5	80,514	16,103
MLS Totals	200	3,184,473	15,922	200	3,184,473	15,922

GOAL-SCORING TOTALS

TEAM	OVERALL RECORD	GOALS FOR		GOALS AGAINST	
		TOTAL	AVG	TOTAL	AVG
LA Galaxy	30-16-6	87	1.67	61	1.17 (6th)
D.C. United	24-9-3	59	1.64	43	1.19 (7th)
San Jose Earthquakes	11-10-1	35	1.59	29	1.32 (10th)
Columbus Crew	14-15-5	49	1.44	52	1.53 (13th)
Chicago Fire	21-14-7	60	1.43	39	0.93 (1st)
Sporting Kansas City	12-15-5	44	1.38	46	1.44 (11th)
FC Dallas	11-17-5	45	1.36	60	1.82 (15th)
Houston Dynamo	6-4-3	17	1.31	13	1.00 (2d)
New York Red Bulls	9-15-5	34	1.17	45	1.55 (14th)
Real Salt Lake	3-2-4	10	1.11	9	1.00 (2d)
Tampa Bay Mutiny	2-9-0	12	1.09	23	2.09 (16th)
Colorado Rapids	10-15-6	32	1.03	45	1.45 (12th)
New England Revolution	12-14-8	34	1.00	39	1.15 (5th)
Chivas USA	1-4-3	6	0.75	10	1.25 (8th)
Miami Fusion	3-7-0	6	0.60	13	1.30 (9th)
Seattle Sounders FC	0-3-1	1	0.25	4	1.00 (2d)
		531	2.66 goals per game		

TEAM TOTALS	GP	G	A	SHT	SOG	PG	PA	BK	FC	FS	OFF	CK	C
Chicago Fire	42	60	77	556	250	3	5	7	702	741	131	233	95
Chivas USA	8	6	3	67	29	1	1	1	132	113	23	30	22
Colorado Rapids	31	32	37	391	155	3	4	6	530	467	84	153	57
Columbus Crew	34	49	64	434	179	1	3	6	535	551	101	168	73
D.C. United	36	59	69	455	208	1	1	10	598	598	143	215	67
FC Dallas	33	45	57	364	164	3	5	9	591	533	93	146	88
Houston Dynamo	13	17	22	172	74	1	2	4	202	217	52	81	27
Sporting Kansas City	32	44	40	388	175	3	3	6	527	510	73	138	71
LA Galaxy	52	87	87	655	295	7	8	11	879	829	151	273	97
New York Red Bulls	29	34	35	367	154	3	3	10	452	440	71	129	60
Miami Fusion	10	6	8	95	39	0	0	3	154	169	35	42	21
New England Revolution	34	34	39	365	168	2	2	16	562	540	92	140	75
Real Salt Lake	9	10	12	138	52	1	1	1	146	115	28	36	17
San Jose Earthquakes	22	35	47	295	130	0	0	7	326	332	78	136	42
Seattle Sounders FC	4	1	1	52	18	0	0	0	48	62	5	27	8
Tampa Bay Mutiny	11	12	14	154	56	0	0	1	173	152	38	59	20

TEAM RANKS	G	A	SHT	SOG	BLK	FC	FS	OFF	CK	C
Chicago Fire	5	4	4	1	12	4	1	6	5	3
Chivas USA	14	15	16	16	13	7	15	10	16	1
Colorado Rapids	12	12	10	11	9	2	12	12	9	15
Columbus Crew	4	3	7	9	11	10	6	8	8	6
D.C. United	2	2	9	4	6	5	3	2	4	14
FC Dallas	7	5	13	12	7	1	5	11	11	2
Houston Dynamo	8	6	5	5	4	13	4	1	2	8
Sporting Kansas City	6	10	12	7	10	8	7	15	12	4
LA Galaxy	1	7	11	6	8	3	8	9	7	13
New York Red Bulls	9	11	8	8	2	12	13	14	10	9
Miami Fusion	15	14	15	15	5	14	2	4	13	7
New England Revolution	13	13	14	13	1	6	9	13	14	5
Real Salt Lake	10	8	1	3	14	9	16	7	15	12
San Jose Earthquakes	3	1	3	2	3	15	10	3	3	11
Seattle Sounders FC	16	16	6	14	16	16	11	16	1	10
Tampa Bay Mutiny	11	9	2	10	15	11	14	5	6	16

TEAM GOALS SCORED INTERVALS	GP	G	1-15	16-30	31-45	46-60	61-75	76-90	OT
LA Galaxy	52	87	11	13	16	10	14	14	9
Chicago Fire	42	60	8	10	18	8	5	10	1
D.C. United	36	59	6	9	8	9	12	14	1
Columbus Crew	34	49	6	5	9	11	4	13	1
FC Dallas	33	45	5	9	5	8	10	6	2
Sporting Kansas City	32	44	6	10	6	6	11	4	1
San Jose Earthquakes	22	35	4	2	8	6	5	6	4
New England Revolution	34	34	5	8	4	4	7	5	1
New York Red Bulls	29	34	1	3	8	8	5	8	1
Colorado Rapids	31	32	2	8	2	3	6	7	4
Houston Dynamo	13	17	1	1	1	0	7	3	4
Tampa Bay Mutiny	11	12	2	2	3	2	1	2	0
Real Salt Lake	9	10	1	0	3	0	2	4	0
Miami Fusion	10	6	1	1	0	2	2	0	0
Chivas USA	8	6	1	1	1	1	1	1	0
Seattle Sounders FC	4	1	0	0	0	0	0	1	0

TEAM GOALS ALLOWED INTERVALS	GP	G	1-15	16-30	31-45	46-60	61-75	76-90	OT
Seattle Sounders FC	4	4	0	2	1	0	0	0	1
Real Salt Lake	9	9	0	4	3	0	0	2	0
Chivas USA	8	10	1	0	3	0	3	3	0
Miami Fusion	10	13	1	3	4	1	1	2	1
Houston Dynamo	13	13	2	3	2	1	1	1	3
Tampa Bay Mutiny	11	23	3	2	3	7	2	6	0
San Jose Earthquakes	22	29	3	2	5	9	3	7	0
Chicago Fire	42	39	5	3	10	8	6	5	2
New England Revolution	34	39	4	4	7	5	8	6	5
D.C. United	36	43	8	4	10	6	8	7	0
New York Red Bulls	29	45	5	6	6	4	9	14	1
Colorado Rapids	31	45	8	8	5	6	12	4	2
Sporting Kansas City	32	46	3	10	5	6	11	8	3
Columbus Crew	34	52	9	7	9	11	5	11	0
FC Dallas	33	60	7	11	9	6	6	14	7
LA Galaxy	52	61	1	13	10	8	17	8	4



CONSECUTIVE MINUTES WITHOUT SCORING A GOAL

TEAM	MIN	START	END
Columbus Crew	279	9/28/2002	10/12/2002
Colorado Rapids	260	9/16/2000	9/24/2000
Kansas City Wizards	235	10/27/2007	end of season
San Jose Clash	234	9/26/1996	end of season
Miami Fusion	221	10/10/2001	end of season
D.C. United	210	9/30/1998	10/11/1998
Seattle Sounders FC	210	10/29/2009	end of season
New England Revolution	206	11/06/2005	end of season
Real Salt Lake	200	11/05/2009	11/22/2009
Chicago Fire	192	10/10/2001	10/17/2001

CONSECUTIVE MINUTES WITHOUT ALLOWING A GOAL

TEAM	MIN	START	END
New England Revolution	374	9/29/2002	10/12/2002
New England Revolution	331	10/27/2007	11/18/2007
Los Angeles Galaxy	314	11/01/2009	11/22/2009
Los Angeles Galaxy	311	10/02/2002	end of season
Houston Dynamo	305	10/29/2009	11/13/2009
New England Revolution	292	10/28/2006	11/12/2006
Los Angeles Galaxy	286	9/26/1996	10/10/1996
Chicago Fire	286	11/01/2003	11/23/2003
D.C. United	262	10/16/1999	10/31/1999
Kansas City Wizards	260	9/16/2000	9/24/2000

TEAM WINNING STREAK LEADERS

TEAM	#	START	STOP
Chicago Fire	5	10/01/1998	10/25/1998
Chicago Fire	2	09/22/2000	09/26/2000
Chicago Fire	3	11/01/2003	11/14/2003
Colorado Rapids	4	10/04/1997	10/15/1997
Colorado Rapids	4	10/28/2010	
Columbus Crew	2	10/05/1997	10/08/1997
Columbus Crew	2	09/30/1998	10/03/1998
Columbus Crew	2	10/17/1999	10/22/1999
Columbus Crew	2	09/25/2002	09/28/2002
Columbus Crew	3	11/08/2008	11/23/2008
D.C. United	13	09/27/1996	10/11/1998
D.C. United	3	10/16/1999	10/31/1999
D.C. United	2	11/13/1999	11/21/1999
D.C. United	2	10/23/2004	10/30/2004
FC Dallas	2	10/05/1997	10/08/1997
Houston Dynamo	2	10/29/2006	11/05/2006
Houston Dynamo	3	11/02/2007	11/18/2007
Sporting Kansas City	2	10/06/2000	10/15/2000
Sporting Kansas City	2	10/30/2004	11/05/2004
LA Galaxy	4	09/29/1996	10/13/1996
LA Galaxy	2	10/01/1998	10/04/1998
LA Galaxy	3	10/17/1999	10/31/1999
LA Galaxy	2	09/14/2000	09/20/2000
LA Galaxy	2	10/13/2001	10/17/2001
LA Galaxy	5	10/02/2002	11/01/2003
LA Galaxy	2	11/05/2005	11/13/2005
LA Galaxy	2	11/08/2009	11/13/2009
LA Galaxy	2	10/31/2010	11/07/2010
New York Red Bulls	2	09/15/2000	09/20/2000
New York Red Bulls	2	11/09/2008	11/15/2008
Miami Fusion	2	09/29/2001	10/10/2001
New England Revolution	2	10/29/2005	11/06/2005
New England Revolution	2	10/28/2006	11/05/2006
New England Revolution	2	11/03/2007	11/08/2007
Real Salt Lake	2	10/31/2009	11/05/2009
San Jose Earthquakes	2	09/22/2001	09/26/2001
San Jose Earthquakes	3	10/14/2001	10/21/2001
San Jose Earthquakes	4	11/09/2003	10/24/2004

TEAM ROAD WINNING STREAK LEADERS

TEAM	#	START	STOP
Chicago Fire	2	10/05/1998	10/10/1998
Chicago Fire	2	11/01/2003	10/30/2005
Colorado Rapids	2	10/04/1997	10/12/1997
Colorado Rapids	2	11/06/2010	
D.C. United	5	10/12/1996	10/04/1998
D.C. United	2	10/23/2004	11/14/2004
LA Galaxy	2	11/05/2005	11/13/2005
New York Red Bulls	2	11/09/2008	11/15/2008
San Jose Earthquakes	2	10/17/2001	10/21/2001

TEAM HOME WINNING STREAK LEADERS

TEAM	#	START	STOP
Chicago Fire	10	10/01/1998	09/29/2001
Chicago Fire	3	09/29/2002	11/14/2003
Chicago Fire	4	10/22/2006	11/07/2009
Colorado Rapids	2	10/08/1997	10/15/1997
Colorado Rapids	2	10/28/2010	
Columbus Crew	4	09/30/1998	11/07/1999
Columbus Crew	3	11/08/2008	11/23/2008
D.C. United	12	09/27/1996	11/13/1999
FC Dallas	3	10/16/1999	11/07/1999
FC Dallas	2	10/27/2007	10/30/2010
Houston Dynamo	4	10/29/2006	11/10/2007
Sporting Kansas City	2	09/16/2000	09/24/2000
Sporting Kansas City	7	10/06/2000	11/05/2004
LA Galaxy	3	09/29/1996	10/10/1996
LA Galaxy	3	10/17/1999	11/11/1999
LA Galaxy	2	09/20/2000	10/03/2000
LA Galaxy	2	09/29/2001	10/13/2001
LA Galaxy	9	09/25/2002	11/13/2009
New York Red Bulls	3	09/15/2000	09/26/2001
Miami Fusion	3	09/22/2001	10/10/2001
New England Revolution	3	09/19/2000	10/02/2002
New England Revolution	3	10/23/2004	11/06/2005
New England Revolution	2	11/03/2007	11/08/2007
San Jose Earthquakes	3	09/26/1996	10/14/2001
San Jose Earthquakes	3	11/09/2003	10/24/2004

TEAM UNDEFEATED STREAK LEADERS

TEAM	#	START	STOP
Chicago Fire	5	10/01/1998	10/25/1998
Chicago Fire	2	09/22/2000	09/26/2000
Chicago Fire	4	09/20/2001	10/10/2001
Chicago Fire	3	11/01/2003	11/14/2003
Chicago Fire	2	10/21/2005	10/30/2005
Chicago Fire	2	10/25/2007	11/01/2007
Chicago Fire	2	10/30/2008	11/06/2008
Chicago Fire	2	11/07/2009	
Chivas USA	2	11/08/2008	11/01/2009
Colorado Rapids	4	10/04/1997	10/15/1997
Colorado Rapids	2	09/28/2002	10/02/2002
Colorado Rapids	2	10/22/2005	10/29/2005
Colorado Rapids	2	11/13/2010	
Columbus Crew	2	10/05/1997	10/08/1997
Columbus Crew	2	09/30/1998	10/03/1998
Columbus Crew	2	10/17/1999	10/22/1999
Columbus Crew	3	09/25/2002	10/06/2002
Columbus Crew	5	10/31/2004	11/23/2008
D.C. United	13	09/27/1996	10/11/1998
D.C. United	3	10/16/1999	10/31/1999
D.C. United	2	11/13/1999	11/21/1999
D.C. United	5	10/23/2004	10/21/2005
D.C. United	2	10/21/2006	10/29/2006
FC Dallas	2	10/05/1997	10/08/1997
FC Dallas	4	10/02/2002	10/21/2006
FC Dallas	3	10/30/2010	11/14/2010
Houston Dynamo	3	10/29/2006	11/12/2006
Houston Dynamo	4	11/02/2007	11/01/2008
Houston Dynamo	2	10/29/2009	11/08/2009
Sporting Kansas City	4	09/16/2000	09/29/2000
Sporting Kansas City	2	10/06/2000	10/15/2000
Sporting Kansas City	2	11/04/2003	11/08/2003
Sporting Kansas City	2	10/30/2004	11/05/2004
Sporting Kansas City	2	10/27/2007	11/03/2007
LA Galaxy	4	09/29/1996	10/13/1996
LA Galaxy	2	10/01/1998	10/04/1998
LA Galaxy	3	10/17/1999	10/31/1999
LA Galaxy	4	09/14/2000	10/03/2000
LA Galaxy	4	09/29/2001	10/17/2001
LA Galaxy	5	10/02/2002	11/01/2003
LA Galaxy	10	10/23/2005	11/07/2010
New York Red Bulls	2	09/15/2000	09/20/2000
New York Red Bulls	2	09/23/2001	09/26/2001
New York Red Bulls	2	10/29/2006	10/27/2007
New York Red Bulls	3	11/01/2008	11/15/2008
Miami Fusion	2	09/29/2001	10/10/2001
New England Revolution	4	10/02/2002	10/12/2002
New England Revolution	2	11/01/2003	11/09/2003
New England Revolution	3	10/23/2004	11/06/2004
New England Revolution	2	10/29/2005	11/06/2005
New England Revolution	6	10/28/2006	11/08/2007
Real Salt Lake	2	11/01/2008	11/08/2008
Real Salt Lake	4	10/31/2009	11/22/2009
San Jose Earthquakes	2	09/22/2001	09/26/2001
San Jose Earthquakes	3	10/14/2001	10/21/2001
San Jose Earthquakes	4	11/09/2003	10/24/2004

TEAM HOME UNDEFEATED STREAK LEADERS

TEAM	#	START	STOP
Chicago Fire	11	10/01/1998	10/10/2001
Chicago Fire	3	09/29/2002	11/14/2003
Chicago Fire	6	10/21/2005	
Chivas USA	4	10/22/2006	
Colorado Rapids	2	10/08/1997	10/15/1997
Colorado Rapids	2	09/20/2000	09/28/2002
Colorado Rapids	3	11/04/2003	10/22/2005
Colorado Rapids	2	10/28/2010	
Columbus Crew	4	09/30/1998	11/07/1999
Columbus Crew	4	10/31/2004	11/23/2008
D.C. United	12	09/27/1996	11/13/1999
D.C. United	2	10/30/2004	11/06/2004
FC Dallas	3	10/16/1999	11/07/1999
FC Dallas	4	09/23/2001	10/29/2005
FC Dallas	2	10/27/2007	10/30/2010
Houston Dynamo	4	10/29/2006	11/10/2007
Sporting Kansas City	10	09/16/2000	11/05/2004
Sporting Kansas City	2	10/27/2007	
LA Galaxy	3	09/29/1996	10/10/1996
LA Galaxy	3	10/17/1999	11/11/1999
LA Galaxy	5	09/20/2000	10/13/2001
LA Galaxy	11	09/25/2002	11/07/2010
New York Red Bulls	3	09/15/2000	09/26/2001
New York Red Bulls	2	10/27/2007	11/01/2008
Miami Fusion	3	09/22/2001	10/10/2001
New England Revolution	9	09/19/2000	11/06/2005
New England Revolution	4	10/28/2006	11/08/2007
New England Revolution	2	10/30/2008	
Real Salt Lake	2	10/31/2009	
San Jose Earthquakes	3	09/26/1996	10/14/2001
San Jose Earthquakes	4	11/09/2003	10/29/2005

TEAM ROAD UNDEFEATED STREAK LEADERS

TEAM	#	START	STOP
Chicago Fire	2	10/05/1998	10/10/1998
Chicago Fire	2	11/01/2003	10/30/2005
Colorado Rapids	2	10/04/1997	10/12/1997
Colorado Rapids	2	10/29/2005	10/28/2006
Columbus Crew	3	09/25/2002	10/12/2002
D.C. United	5	10/12/1996	10/04/1998
D.C. United	4	10/23/2004	10/21/2006
FC Dallas	2	10/22/2005	10/21/2006
FC Dallas	2	11/06/2010	
Houston Dynamo	3	11/18/2007	10/29/2009
LA Galaxy	2	09/14/2000	09/29/2000
LA Galaxy	2	10/10/2001	10/17/2001
LA Galaxy	5	10/29/2005	
New York Red Bulls	2	11/09/2008	11/15/2008
New England Revolution	2	10/31/2004	11/06/2004
New England Revolution	2	11/05/2006	10/27/2007
Real Salt Lake	4	11/08/2008	11/22/2009
San Jose Earthquakes	2	10/17/2001	10/21/2001

TEAM LOSING STREAK LEADERS

TEAM	#	START	STOP
Chicago Fire	3	10/13/2001	09/26/2002
Chicago Fire	2	11/13/2008	11/01/2009
Chivas USA	2	10/29/2006	10/27/2007
Colorado Rapids	6	10/26/1997	09/16/2000
Colorado Rapids	2	09/24/2000	09/25/2002
Colorado Rapids	2	10/05/2002	10/09/2002
Colorado Rapids	2	11/05/2005	10/21/2006
Columbus Crew	2	10/12/1997	10/15/1997
Columbus Crew	3	11/13/1999	09/26/2001
Columbus Crew	4	10/31/2009	
D.C. United	2	11/01/2003	11/09/2003
D.C. United	2	11/05/2006	10/25/2007
FC Dallas	4	10/12/1997	10/04/1998
FC Dallas	4	11/11/1999	09/20/2001
Sporting Kansas City	4	10/10/1996	10/08/1997
Sporting Kansas City	2	09/29/2001	09/25/2002
Sporting Kansas City	2	11/15/2003	10/24/2004
LA Galaxy	3	10/20/1996	10/08/1997
LA Galaxy	2	10/10/1998	10/16/1998
LA Galaxy	2	11/09/2003	10/22/2004
New York Red Bulls	4	09/27/1996	10/03/1998
New York Red Bulls	2	09/29/2001	11/01/2003
New York Red Bulls	2	10/23/2004	10/30/2004
New York Red Bulls	2	10/29/2005	10/21/2006
Miami Fusion	4	09/30/1998	10/24/1999
Miami Fusion	2	10/14/2001	
New England Revolution	3	10/05/1997	09/15/2000
New England Revolution	2	11/13/2005	10/22/2006
San Jose Earthquakes	2	09/29/1996	10/02/1996
San Jose Earthquakes	3	09/25/2002	11/01/2003
San Jose Earthquakes	2	10/30/2004	10/23/2005
Seattle Sounders FC	3	11/08/2009	
Tampa Bay Mutiny	8	10/10/1996	

ALL-TIME MAJOR LEAGUE SOCCER POSTSEASON COACHING

COACH	TM	W	L	T	PCT	PTS	OT
Sigi Schmid	SEA*	19	10	5	.632	62	5-2-3
Bruce Arena	LA*	18	6	4	.714	54	2-0-1
Bob Bradley	CHV*	14	13	3	.517	41	0-2-2
Steve Nicol	NE	11	10	8	.517	42	1-3-4
Frank Yallop	SJ*	9	6	0	.600	27	3-0-0
Tom Fitzgerald	CLB	9	8	0	.529	25	0-0-0
Bob Gansler	KC	9	8	3	.525	30	0-3-2
Thomas Rongen	CHV*	7	6	0	.538	19	0-0-0
Dominic Kinnear	HOU*	7	6	4	.529	25	2-1-1
Octavio Zambrano	NY*	6	7	1	.464	19	1-0-1
Dave Dir	DAL	6	11	0	.353	14	0-1-0
Peter Nowak	PHI*	5	2	2	.667	15	0-0-1
Dave Sarachan	CHI	5	2	2	.667	16	1-1-0
Lothar Osiander	SJ*	4	2	0	.667	10	0-1-0
Steve Sampson	LA	4	2	1	.643	13	1-0-0
Glenn Myernick	COL	4	7	1	.375	13	0-0-1
Gary Smith	COL	3	0	1	.875	10	2-1-0
Juan Carlos Osorio	NY*	3	2	2	.571	11	0-0-0
Jason Kreis	RSL	3	2	4	.556	13	0-0-2
Ray Hudson	DC*	3	5	0	.375	9	0-1-0
Schellas Hyndman	DAL	2	1	1	.625	7	0-1-0
Denis Hamlett	CHI	2	2	2	.500	8	0-0-1
Greg Andrulis	CLB	2	4	3	.389	9	0-0-2
Fernando Clavijo	COL*	2	5	2	.333	6	1-0-1
Ron Newman	KC	2	5	0	.286	4	0-0-0
Tim Hankinson	COL*	2	9	2	.231	8	0-0-1
Hans Backe	NY	1	1	0	.500	3	0-0-0
Colin Clarke	DAL	1	1	2	.500	5	0-1-1
Mo Johnston	TOR*	1	1	0	.500	3	0-0-0
Steve Morrow	DAL	1	1	0	.500	3	0-1-0
Curt Onalfo	DC*	1	2	2	.400	5	0-0-0
Laurie Calloway	SJ	1	2	0	.333	3	0-0-0
Mike Jeffries	DAL	1	3	2	.333	5	0-0-2
Carlos Queiroz	NY	1	2	0	.333	1	0-0-0
Preki	TOR*	0	3	3	.250	3	0-0-0
Tom Soehn	VAN*	0	1	1	.250	1	0-0-0
Robert Warzycha	CLB	0	3	1	.125	1	1-1-0
John Kowalski	TB	0	2	0	.000	0	0-0-0
Bora Milutinovic	NY	0	2	0	.000	0	0-0-0
Ivo Wortmann	MIA	0	4	0	.000	0	0-0-0

\*Coached more than one team - most recent team listed.

OWN GOALS RECEIVED

DATE	REG TM	OPP	OFF TM	MIN PLAYER
09/15/2000	CHI	2 vs NE	1	Mauricio Wright
11/23/2003	CHI	2 vs SJ	4	Chris Rohrer
10/30/2004	KC	3 vs SJ	0	Brian Ching
11/14/2004	DC	3 at KC	2	Alex Zolnca
11/21/2010	COL	2 at DAL	1	George John

PENALTY KICK SUMMARY

DATE	TM	OPP	SHOOTER	KEEPER	RES	MN
10/02/1996	DC	2 vs MET	Raul Diaz Arce	Tony Meola	G	89
10/02/1996	LA	2 vs SJ	Mauricio Clentuegos	Dave Salzwedel	G	36
10/08/1997	NE	1 vs DC	Joe-Max Moore	Scott Garlick	G	72
09/30/1998	MET	3 at CLB	Mike Sorber	Juergen Sommer	G	60
10/01/1998	CHI	2 vs COL	Lubos Kubik	Marcus Hahnemann	G	50
10/05/1998	CHI	1 at COL	Lubos Kubik	Marcus Hahnemann	G	42
10/17/1999	LA	3 vs COL	Greg Vanney	Ian Feuer	G	52
10/27/1999	DAL	3 vs CHI	Jorge Rodriguez	Zach Thornton	G	84
11/11/1999	LA	3 vs DAL	Greg Vanney	Mark Dodd	G	3
11/11/1999	DAL	1 at LA	Jason Kreis	Kevin Hartman	G	89
09/14/2000	LA	1 at TB	Greg Vanney	Scott Garlick	G	61
09/15/2000	DAL	1 at MET	Oscar Pareja	Paul Grater	S	56
09/19/2000	CHI	1 at NE	Hristo Stoitchkov	Jeff Causey	S	46+
09/20/2000	DAL	1 vs MET	Jorge Rodriguez	Paul Grater	G	82
09/24/2000	COL	2 at KC	Paul Bravo	Tony Meola	G	94+
10/06/2000	KC	2 vs LA	Miklos Molnar	Kevin Hartman	G	21
09/22/2001	CLB	1 vs SJ	Robert Warzycha	Joe Cannon	G	54
09/26/2001	KC	3 vs MIA	Matt McKeon	Nick Rimando	G	31
10/10/2001	LA	1 at CHI	Luis Hernandez	Zach Thornton	S	44
09/25/2002	COL	2 at DAL	John Spencer	Matt Jordan	G	75
09/25/2002	LA	3 vs KC	Carlos Ruiz	Tony Meola	G	62
10/05/2002	COL	2 vs NE	Ante Razov	Adin Brown	G	43
11/09/2003	MET	1 at LA	John Spencer	Kevin Hartman	S	37
11/23/2003	CHI	2 vs SJ	Ante Razov	Adin Brown	G	46+
10/31/2004	CLB	1 vs NE	Ross Paulie	Pat Onstad	S	57
10/31/2004	CLB	1 vs NE	Tony Sanneh	Matt Reiss	S	24
11/06/2004	NE	3 at DC	Steve Ralston	Nick Rimando	G	73
11/14/2004	KC	2 vs DC	Josh Wolff	Nick Rimando	G	44
10/29/2005	DAL	2 vs COL	Carlos Ruiz	Joe Cannon	G	58
10/22/2006	HOU	1 at CHV	Dwayne De Rosario	Brad Guzan	S	112
10/29/2006	HOU	2 vs CHV	Brad Davis	Brad Guzan	S	86
11/05/2006	COL	1 at HOU	Jovan Kirovski	Pat Onstad	G	64
11/08/2008	CHV	2 vs RSL	Sacha Kljestan	Pat Onstad	G	4
11/09/2008	NY	3 at HOU	Juan Pablo Angel	Nick Rimando	G	30
11/05/2009	RSL	3 at CLB	Robbie Findley	Pat Onstad	G	36
11/08/2009	LA	1 vs CHV	Landon Donovan	William Hesmer	G	47+
11/13/2009	LA	2 vs HOU	Landon Donovan	Zach Thornton	G	73
				Pat Onstad	G	109

Key: G - Goal; S - Saved; LP - Left Post; RP - Right Post



TEAM VS TEAM RECORDS

TEAM	CHI	CHV	COL	CLB	DC	DAL	HOU	KC	LA	NY	MIA	NE	RSL	SJ	SEA	TB	TOR
Chicago Fire	0-0-0	0-0-0	2-0-0	0-1-0	5-0-2	3-2-1	0-0-0	0-1-0	2-2-1	2-1-0	0-0-0	7-7-1	0-1-0	0-1-0	0-0-0	0-0-0	0-0-0
Chivas USA	0-0-0	0-0-0	0-0-0	0-0-0	0-0-0	0-0-0	1-1-0	0-1-1	0-1-1	0-0-0	0-0-0	0-0-0	0-1-1	0-0-0	0-0-0	0-0-0	0-0-0
Colorado Rapids	0-2-0	0-0-0	0-0-0	1-1-0	0-1-0	6-2-2	0-1-0	2-3-2	1-6-0	0-0-0	0-0-0	0-0-0	0-0-0	1-0-0	0-0-0	0-0-0	0-0-0
Columbus Crew	1-0-0	0-0-0	1-1-0	0-0-0	2-6-0	0-0-0	0-0-0	1-0-1	0-0-0	3-0-0	0-0-0	0-2-3	0-2-0	0-0-0	0-0-0	5-2-0	0-0-0
D.C. United	0-5-2	0-0-0	1-0-0	6-2-0	0-0-0	0-0-0	0-0-0	1-0-0	2-0-0	5-1-1	4-0-0	3-1-0	0-0-0	0-0-0	0-0-0	2-0-0	0-0-0
FC Dallas	2-3-1	0-0-0	2-6-2	0-0-0	0-0-0	1-1-0	1-1-0	1-2-0	4-4-0	0-2-0	0-0-0	0-0-0	1-1-0	0-0-0	0-0-0	0-0-0	0-0-0
Houston Dynamo	0-0-0	1-1-0	1-0-0	0-0-0	0-0-0	2-1-0	0-1-0	1-0-0	0-1-0	0-0-0	0-0-0	2-0-0	0-0-0	0-0-0	1-0-1	0-0-0	0-0-0
Kansas City Wizards	1-0-0	1-0-1	3-2-2	0-1-1	0-1-0	2-1-0	0-1-0	5-3-1	3-5-1	0-0-0	1-2-0	0-0-0	0-0-0	1-2-0	0-0-0	0-0-0	0-0-0
Los Angeles Galaxy	2-2-1	1-0-1	6-1-0	0-0-0	0-2-0	4-4-0	1-0-0	0-0-0	0-3-0	3-1-2	0-0-0	2-0-0	0-0-0	2-0-0	2-0-0	2-0-0	0-0-0
New York Red Bulls	1-2-0	0-0-0	0-0-0	0-3-0	1-5-1	2-0-0	1-0-1	0-0-0	1-1-1	0-0-0	0-0-0	1-3-2	1-0-0	0-0-0	0-0-0	0-0-0	0-0-0
Miami Fusion	0-0-0	0-0-0	0-0-0	0-0-0	0-4-0	0-0-0	0-0-0	2-1-0	0-0-0	0-0-0	0-0-0	0-0-0	0-0-0	0-0-0	0-0-0	0-0-0	0-0-0
New England Revolution	0-7-1	0-0-0	0-0-0	2-0-3	1-3-0	0-0-0	0-2-0	0-0-0	0-3-0	3-1-2	0-0-0	0-0-0	0-0-0	0-0-0	0-0-0	0-0-0	0-0-0
Real Salt Lake	1-0-0	1-0-1	0-0-0	0-0-0	0-0-0	0-1-1	0-0-0	0-0-0	0-0-0	0-1-0	2-1-0	0-0-0	0-0-0	0-0-0	0-0-0	0-0-0	0-0-0
San Jose Earthquakes	1-0-0	0-0-0	0-1-0	2-2-0	0-0-0	0-0-0	0-0-0	2-1-0	3-4-1	1-1-0	0-0-0	2-1-0	0-0-0	0-0-0	0-0-0	0-0-0	0-0-0
Seattle Sounders FC	0-0-0	0-0-0	0-0-0	0-2-0	0-0-0	0-0-0	0-1-1	0-0-0	0-2-0	0-0-0	0-0-0	0-0-0	0-0-0	0-0-0	0-0-0	0-0-0	0-0-0
Tampa Bay Mutiny	0-0-0	0-0-0	0-0-0	2-5-0	0-2-0	0-0-0	0-0-0	0-0-0	0-2-0	0-0-0	0-0-0	0-0-0	0-0-0	0-0-0	0-0-0	0-0-0	0-0-0
Toronto FC	0-0-0	0-0-0	0-0-0	0-0-0	0-0-0	0-0-0	0-0-0	0-0-0	0-0-0	0-0-0	0-0-0	0-0-0	0-0-0	0-0-0	0-0-0	0-0-0	0-0-0

TEAM VS TEAM AGGREGATE GOALS

TEAM	CHI	CHV	COL	CLB	DC	DAL	HOU	KC	LA	NY	MIA	NE	RSL	SJ	SEA	TB	TOR
Chicago Fire	0-0	0-0	2-1	1-2	13-2	12-6	0-0	0-1	4-5	6-4	0-0	20-14	0-0	2-4	0-0	0-0	0-0
Chivas USA	0-0	0-0	0-0	0-0	0-0	0-0	2-3	0-1	2-3	0-0	0-0	0-0	0-0	0-0	0-0	0-0	0-0
Colorado Rapids	1-2	0-0	0-0	2-2	1-2	16-13	1-3	9-9	1-14	0-0	0-0	0-0	0-0	1-0	0-0	0-0	0-0
Columbus Crew	2-1	0-0	2-2	0-0	12-18	0-0	0-0	3-1	0-0	9-5	0-0	3-5	2-4	0-0	5-8	0-0	0-0
D.C. United	2-13	0-0	2-1	18-12	0-0	0-0	0-0	6-6	5-2	11-4	4-1	8-6	0-0	0-0	0-0	6-2	0-0
FC Dallas	6-12	0-0	13-16	0-0	0-0	0-0	2-4	6-6	13-16	2-4	0-0	3-2	3-2	0-0	0-0	0-0	0-0
Houston Dynamo	0-0	3-2	3-1	0-0	0-0	4-2	0-2	0-0	0-2	1-4	0-0	0-0	0-0	0-0	1-0	0-0	0-0
Kansas City Wizards	1-0	1-0	9-9	1-3	2-3	6-6	0-2	14-15	15-14	0-0	4-4	0-0	0-0	5-5	0-0	0-0	0-0
Los Angeles Galaxy	5-4	3-2	14-1	0-0	2-5	16-13	2-3	0-0	0-2	6-7	0-0	2-0	0-0	3-1	6-2	0-0	0-0
New York Red Bulls	4-6	0-0	0-0	5-9	4-11	4-2	4-1	4-4	7-6	0-0	0-0	3-7	1-0	2-3	0-0	0-0	0-0
Miami Fusion	0-0	0-0	0-0	0-0	1-4	0-0	0-0	4-4	0-0	0-0	0-0	0-0	0-0	0-0	0-0	0-0	0-0
New England Revolution	14-20	0-0	0-0	5-3	6-8	2-3	2-3	0-0	0-2	7-3	0-0	0-0	0-0	0-0	0-0	0-0	0-0
Real Salt Lake	0-0	3-2	0-0	4-2	0-0	0-0	0-0	0-0	0-0	0-1	0-0	0-0	0-0	0-0	0-0	0-0	0-0
San Jose Earthquakes	4-2	0-0	0-1	8-5	0-0	0-0	0-1	5-5	10-13	3-2	5-1	0-0	0-0	0-0	0-0	0-0	0-0
Seattle Sounders FC	0-0	0-0	0-0	8-11	2-6	0-0	0-1	0-0	1-3	0-0	0-0	0-0	0-0	0-0	0-0	0-0	0-0
Tampa Bay Mutiny	0-0	0-0	0-0	0-0	0-0	0-0	0-0	0-0	2-6	0-0	0-0	0-0	0-0	0-0	0-0	0-0	0-0
Toronto FC	0-0	0-0	0-0	0-0	0-0	0-0	0-0	0-0	0-0	0-0	0-0	0-0	0-0	0-0	0-0	0-0	0-0

## 2011 IN REVIEW: APRIL

### STANDINGS AND STATISTICS as of APRIL 30

#### EASTERN CONFERENCE

	G	W	L	T	PTS
New York	7	4	1	2	14
Philadelphia	6	4	1	1	13
Houston	7	3	1	3	12
Columbus	7	3	1	3	12
New England	8	2	3	3	9
D.C. United	7	2	4	1	7
Toronto FC	8	1	3	4	7
Chicago	7	1	3	3	6
Sporting KC	6	1	4	1	4

#### WESTERN CONFERENCE

	G	W	L	T	PTS
Los Angeles	8	4	1	3	15
Real Salt Lake	5	4	1	0	12
Seattle	8	3	2	3	12
Colorado	7	3	3	1	10
Portland	7	3	3	1	10
Chivas USA	7	2	2	3	9
FC Dallas	6	2	3	1	7
Vancouver	8	1	4	3	6
San Jose	7	1	4	2	5

#### GOLDEN BOOT

PLAYER	TEAM	GP	GOALS
Charlie Davies	DC	6	5
Will Bruin	HOU	7	4
Diego Chaves	CHI	7	4

15 players tied with 3

#### GOALKEEPING LEADERS

PLAYER	TEAM	GAA	W-L-T	SHO
Faryd Mondragon	PHI	0.33	4-1-1	4
Bouna Coundoul	NY	0.40	3-1-1	3
Dan Kennedy	CHV	0.40	2-0-3	3
Donovan Ricketts	LA	0.40	3-0-2	3
Nick Rimando	RSL	0.50	3-1-0	2

### GOAL NO. 8,000

Toronto FC midfielder Dwayne De Rosario scored the 8,000th goal in Major League Soccer history on March 19, his 20th-minute strike pulling TFC back into a 1-1 draw before falling 4-2 to Vancouver at Empire Field.

### LEAGUE'S NEWEST TEAMS BEGIN SEASONS

The 17th and 18th teams in Major League Soccer began their histories when the 16th season kicked off. Vancouver Whitecaps FC opened their MLS history with a 4-2 win against Toronto FC at Empire Field in Vancouver, while the Portland Timbers debuted in a 3-1 loss at the Colorado Rapids.

### REAL SALT LAKE NEARLY MAKE HISTORY

Real Salt Lake fell just short in their bid to win the CONCACAF Champions League, falling 3-2 on aggregate to CF Monterrey of Mexico in the final.

- After dispatching the Columbus Crew in an all-MLS quarterfinal, 4-1 on aggregate, before the start of the MLS season, RSL took on Deportivo Saprissa of Costa Rica in the semifinals. Real won the first leg 2-0 at home, and despite a 2-1 loss in the second leg, still advanced to the final.
- In the first leg of the final, Javier Morales' goal in the 89th minute left the teams in a 2-2 draw. But Monterrey ended Real's long unbeaten streak at Rio Tinto Stadium with a 1-0 win in the second leg, capturing the series.

### QUICK KICKS

- The Red Bulls set an MLS record for lineup changes from the first game to the second in a season. Red Bulls coach Hans Backe made six changes to his starting XI for the March 26 game vs. Columbus, with six players out to international duty and Thierry Henry and goalkeeper Greg Sutton also out.
- Vancouver became the fourth club in MLS history to overcome a deficit of three goals to gain a point, matching the largest in MLS history, when they came back for a 3-3 draw with Sporting KC on March 26. All four matches ended in draws.
- Whitecaps FC's pair of goals in stoppage time marked the sixth time two or more goals were scored in added time to gain a result, one shy of the record. On July 27, 2003, D.C. United scored three goals in stoppage time to overturn a 2-1 deficit for a 4-2 win against the New England Revolution.
- Real Salt Lake's loss to CF Monterrey in the second leg of the CONCACAF Champions League final snapped their unbeaten streak at Rio Tinto Stadium at 34 games in all competitions (23-0-9).
- When the Real Salt Lake lost 1-0 to the Portland Timbers at Jeld-Wen Field, it snapped their league unbeaten streak at 18 games, one game shy of the all-time league record set previously by Columbus (2004-05) and FC Dallas (2010). RSL had last lost a league game July 17, 2010, 2-0 at FC Dallas.
- The Portland Timbers opened newly renovated Jeld-Wen Field for its first MLS game on April 14, a 4-2 win against the Chicago Fire. The Fire appeared as the guest of a stadium opening for the second consecutive year, falling 1-0 to the New York Red Bulls in the league inauguration of Red Bull Arena last season.
- On April 16, D.C. United became the first team in MLS history to feature three Homegrown Players on the field at the same time. Goalkeeper Bill Hamid and defender Ethan White, who made his first MLS start, were in Ben Olsen's starting lineup; 2010 MLS Rookie of the Year Andy Najar came on as a second-half substitute.

### PLAYER OF THE MONTH

Brad Davis, Houston Dynamo

Davis' league-leading six assists and his leadership during the Dynamo's five-game unbeaten streak to end the month earned him the honor. Davis factored in seven of Houston's 10 goals as the team compiled a 3-0-2 record during April.

### PLAYERS OF THE WEEK

Week 1: Omar Bravo (Sporting Kansas City)

Week 2: Javier Morales (Real Salt Lake)

Week 3: Camilo (Vancouver Whitecaps)

Week 4: David Ferreira (FC Dallas)

Week 5: Luke Rodgers (New York Red Bulls)

Week 6: Landon Donovan (LA Galaxy)

Week 7: Will Bruin (Houston Dynamo)

## 2011 IN REVIEW: MAY

### STANDINGS AND STATISTICS as of MAY 29

#### EASTERN CONFERENCE

	G	W	L	T	P
Philadelphia	11	6	3	2	20
New York	12	4	2	6	18
Houston	13	3	4	6	15
D.C. United	11	4	4	3	15
Columbus	11	3	3	5	14
New England	12	3	5	4	13
Toronto FC	13	2	5	6	12
Chicago	11	1	4	6	9
Sporting KC	9	1	6	2	5

#### WESTERN CONFERENCE

	G	W	L	T	P
Los Angeles	15	8	2	5	29
FC Dallas	13	6	3	4	22
Seattle	14	5	4	5	20
Colorado	13	4	3	6	18
Portland	11	5	4	2	17
Real Salt Lake	9	5	2	2	17
Chivas USA	11	3	4	4	13
San Jose	11	3	4	4	13
Vancouver	12	1	5	6	9

#### GOLDEN BOOT

PLAYER	TEAM	GP	GOALS
Landon Donovan	LA	11	8
Charlie Davies	DC	9	6
Thierry Henry	NY	9	6
Chris Wondolowski	SJ	11	6
Maicon Santos	TOR	12	5
Luke Rodgers	NY	11	5

#### GOALKEEPING LEADERS

PLAYER	TEAM	GAA	W-L-T	SHO
Nick Rimando	RSL	0.50	4-2-2	5
Donovan Ricketts	LA	0.55	6-1-4	6
Faryd Mondragon	PHI	0.82	6-3-2	4
Bouna Coundoul	NY	0.86	3-2-2	3
Kevin Hartman	DAL	0.92	6-3-4	6

### REAL'S MLS HOME RECORD STREAK ENDS

Real Salt Lake saw their MLS-record home unbeaten streak come to an end after 29 games in the 2-1 loss to Seattle on May 28. RSL had last lost to an MLS opponent at Rio Tinto Stadium on May 16, 2009. Sounders FC have ended the two longest home unbeaten streaks in MLS history, also ending the Columbus Crew's 22-game home unbeaten run, then the longest in league history, in a 1-0 victory Oct. 3, 2009 at Crew Stadium.

### A JELD-WEN WINNING TRADITION

The Portland Timbers became the first expansion club in MLS history to win its first five home matches ever. The LA Galaxy won the first seven home games in that club's history; the all-time record for home wins at the start of a season is 10, set by the San Jose Earthquakes in 2002. Since the league adopted ties in 2006, the only teams to win five in a row at home to start a season are Chivas (2009) and Portland (2011). The streak came to an end in a 3-2 loss to D.C. United on May 29.

### QUICK KICKS

- Three Designated Players scored in the same game for the first time on May 14, in the LA Galaxy's 4-1 win against Sporting KC. Landon Donovan (2) Juan Pablo Angel and David Beckham all scored for LA.
- Houston Dynamo striker Will Bruin became the fourth rookie in MLS history to record a hat trick, and the second in as many seasons, with his triple April 29 vs. D.C. United. New England's Zack Schilawski performed the feat last year. Brian Maisonneuve (1996) and Pat Noonan (2003) were the others.
- Bruin was also the second-youngest player in MLS history to score a hat trick, just 17 days older than Stern John was when he netted three in 1998 for the Columbus Crew.
- When Gabriel and Michael Farfan started for Philadelphia in the 1-0 loss at Portland on May 6, it was the first time in MLS history twins played in the same game. Sainey (New England) and Sanna (Colorado, ex-Seattle) Nyassi – the first set of twins in MLS history – saw their clubs meet over their first two seasons together in the league, but the pair were never on the field at the same time.
- When Columbus tied Chivas USA 3-3 on May 28, it was the eighth time a team overcame at least three deficits to gain a point. It was the first time a home team did it since the Crew in a victory over the original San Jose Earthquakes in June 1999, the second month of play at Crew Stadium.
- On May 30, two coaches were relieved of their duties: Vancouver Whitecaps FC's Teitur Thordarson (replaced on an interim basis by Tom Soehn), and Carlos de los Cobos of the Chicago Fire (replaced on an interim basis by Frank Klopas).
- Officially listed at 5-foot-2, Toronto FC's Joao Plata became the shortest player to play in MLS history, based on measures reported by the league's clubs. Before Plata, the shortest recorded player to appear in a league game was 5-foot-3: Antony De Avila; Paul Dougherty; and Trevor Perea.

### PLAYER OF THE MONTH

Landon Donovan, LA Galaxy

Donovan played in all seven of the Galaxy's games during the month, playing the full 90 minutes in each while scoring six goals. After missing three games in mid-April because of a knee injury, Donovan burst out of the gates in May, scoring five goals in LA's first four games. He later added a sixth goal on May 25. The Galaxy had a 4-1-2 record in the month of May.

### PLAYERS OF THE WEEK

Week 8: Joao Plata (Toronto FC)  
 Week 9: Justin Braun (Chivas USA)  
 Week 10: Jeff Parke (Seattle Sounders FC)  
 Week 11: Justin Mapp (Philadelphia Union)

## 2011 IN REVIEW: JUNE

### STANDINGS AND STATISTICS as of JUNE 29

#### EASTERN CONFERENCE

	G	W	L	T	P
Philadelphia	16	7	4	5	26
New York	17	5	3	9	24
Columbus	16	6	4	6	24
Houston	17	4	6	7	19
D.C. United	15	4	5	6	18
Toronto FC	19	3	7	9	18
Chicago	17	2	4	11	17
Sporting KC	15	4	6	5	17
New England	17	3	8	6	15

#### WESTERN CONFERENCE

	G	W	L	T	P
Los Angeles	19	9	2	8	35
FC Dallas	17	9	4	4	31
Seattle	19	8	4	7	31
Real Salt Lake	15	7	3	5	26
Colorado	17	5	5	7	22
San Jose	15	5	5	5	20
Portland	15	5	7	3	18
Chivas USA	16	4	7	5	17
Vancouver	18	2	8	8	14

#### GOLDEN BOOT

PLAYER	TEAM	GP	GOALS
Charlie Davies	DC	13	8
Landon Donovan	LA	11	8
Thierry Henry	NY	13	8
Andres Mendoza	CLB	13	7
Brek Shea	DAL	16	7

#### GOALKEEPING LEADERS

PLAYER	TEAM	GAA	W-L-T	SHO
Donovan Ricketts	LA	0.53	6-1-4	6
Nick Rimando	RSL	0.64	6-3-5	7
Bouna Coundoul	NY	0.88	3-2-3	3
Faryd Mondragon	PHI	0.88	7-4-5	5
Kasey Keller	SEA	0.95	8-4-7	5

### FIT TO BE TIED

The Colorado Rapids equaled an MLS record with six consecutive draws between May 7 and June 4. It's the most draws in a row within a single season; San Jose also had six consecutive draws, over the conclusion of the 2004 season and the start of 2005:

- 6: Colorado (05/07/2011 – 06/04/2011)
- 6: San Jose (09/25/2004 – 04/09/2005)
- 5: Chicago (04/11/2009 – 05/09/2009)
- 5: Los Angeles (05/06/2009 – 05/30/2009)
- 5: Real Salt Lake (09/30/2006 – 04/17/2007)
- 5: Seattle (05/02/2009 – 05/30/2009)

### LIVESTRONG SPORTING PARK OPENS

The League's newest stadium built specifically for soccer opened June 9, when Sporting Kansas City and the Chicago Fire played to a scoreless draw in the first game at Livestrong Sporting Park.

In 10 opening games in stadiums built specifically for soccer since the start of the league, the home team has won five, with four draws. The only road team to win? Kansas City, in the 2007 opening of Toronto's BMO Field.

### QUICK KICKS

- Vancouver Whitecaps FC put an end to their winless streak at 14 games with a 1-0 win vs. Philadelphia on June 18. The winless streak is the third-longest overall in MLS history and equaled the longest ever in a single season; the league record is 18 games without a victory set by Real Salt Lake from Aug. 10, 2005 to May 6, 2006.
- When the LA Galaxy's Mike Magee donned the goalkeeper's gloves after Donovan Ricketts was injured and Josh Saunders sent off June 25 at San Jose, it marked the ninth time in MLS history a field player had taken over in goal. Magee, who made four saves in the scoreless draw, played 47 minutes between the posts – by far more than any previous occasion.
- Sporting Kansas City concluded their 10-game road trip to start the season with one win and three draws after a scoreless draw June 4 at Toronto FC. The last team with an extended road swing to start the season – the Chicago Fire in 2006, while Toyota Park was being finished – started with two wins and four draws in nine games. Sporting are the fourth club in MLS history to start the year with multiple games on the road while awaiting a new home: Columbus (1999), LA Galaxy (2003) and Chicago.
- Toronto FC won the Nutrilite Canadian Championship for a third consecutive season, defeating Vancouver Whitecaps FC 3-2 on aggregate after the second leg was replayed following an abandonment in late May.

### PLAYER OF THE MONTH

Graham Zusi, Sporting Kansas City

Zusi started five games for Sporting in June and the club went 3-0-2 – a drastic turnaround from their early-season struggles. The third-year pro contributed two goals and three game-winning assists in the month as Kansas City opened their new home, Livestrong Sporting Park, in style. Zusi recorded his first career multi-goal game on June 12 in a 4-1 win at FC Dallas.

### PLAYERS OF THE WEEK

- Week 12: Jean Alexandre (Real Salt Lake)
- Week 13: Steven Lenhart (San Jose Earthquakes)
- Week 14: Bernardo Anor (Columbus Crew)
- Week 15: Mike Magee (LA Galaxy)

## 2011 IN REVIEW: JULY

### STANDINGS AND STATISTICS as of JULY 29

#### EASTERN CONFERENCE

	G	W	L	T	P
Columbus	22	9	6	7	34
Philadelphia	20	8	5	7	31
New York	23	6	5	12	30
Sporting KC	21	6	6	9	27
Houston	22	6	7	9	27
D.C. United	20	6	6	8	26
New England	22	4	9	9	21
Toronto FC	24	3	11	10	19
Chicago	20	2	6	12	18

#### WESTERN CONFERENCE

	G	W	L	T	P
Los Angeles	23	12	2	9	45
FC Dallas	23	12	5	6	42
Seattle	23	10	5	8	38
Colorado	24	8	6	10	34
Real Salt Lake	19	9	4	6	33
Chivas USA	22	6	8	8	26
San Jose	22	5	8	9	24
Portland	20	6	10	4	22
Vancouver	22	2	11	9	15

#### GOLDEN BOOT

PLAYER	TEAM	GP	GOALS
Landon Donovan	LA	15	11
Thierry Henry	NY	18	11
Brek Shea	DAL	22	9
Charlie Davies	DC	17	8
Eric Hassli	VAN	15	8
Chris Wondolowski	SJ	18	8

#### GOALKEEPING LEADERS

PLAYER	TEAM	GAA	W-L-T	SHO
Donovan Ricketts	LA	0.53	6-1-4	6
Nick Rimando	RSL	0.78	8-4-6	9
Faryd Mondragon	PHI	0.90	8-5-7	7
Kevin Hartman	DAL	0.91	12-5-6	12
Josh Saunders	LA	0.98	6-1-3	4

### ALL-STAR GAME REMATCH

Manchester United FC defeated the MLS All-Stars 4-0 in the 2011 AT&T MLS All-Star Game before a sellout crowd of 26,760 at Red Bull Arena. Wayne Rooney set up goals by Anderson, in the 20th minute, and Dimitar Berbatov, in the 54th. Park Ji-Sung, named the Volkswagen All-Star Game MVP, scored United's second goal in the 45th minute; Danny Welbeck completed the scoring in the 68th minute.

### QUICK KICKS

- LA Galaxy goalkeeper Brian Perk, making his MLS debut, stopped a Fredy Montero penalty kick in the 17th minute. He was just the second goalkeeper in league history to record the first save of his career on a penalty (also: Matt Napoleon, of Miami, vs. KC's Paul Rideout, Aug. 23, 1998).
- The LA Galaxy remain the only MLS club to host a league match on the Fourth of July in every season since Major League Soccer launched in 1996. But the Galaxy's streak is the longest not just in MLS history, but in the history of all major U.S. pro sports leagues. It's never been equaled even in the 136 years of Major League Baseball.
- When Dwayne De Rosario scored for D.C. United on July 9 against the New York Red Bulls – ironically, the team who sent him to D.C. – he became the first player in MLS history to score for three different teams in one season. De Rosario started the season with Toronto FC, where he scored one goal in two appearances, before being traded to New York, where he scored twice in 13 games.
- Goalkeeper David Bingham of the San Jose Earthquakes scored a goal three minutes into a 2-1 win against West Bromwich Albion FC of the English Premier League on July 12. The improbable strike originated 90 yards out, took one bounce and scooted over the head of West Brom 'keeper Boaz Myhill and into the net.

### PLAYER OF THE MONTH

Kevin Hartman, FC Dallas

Hartman started six games and recorded four shutouts as the club went 3-1-2 during the month of July. Hartman set a new club record for shutouts in a season when he earned his 12th clean sheet in a 1-0 victory over Chivas USA on July 31. He also made five saves in shutout wins over Columbus and Toronto.

### PLAYERS OF THE WEEK

Week 16: Joel Lindpere (New York Red Bulls)  
 Week 17: Fredy Montero (Seattle Sounders FC)  
 Week 18: Mauro Rosales (Seattle Sounders FC)  
 Week 19: Sanna Nyassi (Colorado Rapids)  
 Week 20: Dwayne De Rosario (D.C. United)

## 2011 IN REVIEW: AUGUST

### STANDINGS AND STATISTICS as of AUGUST 27

#### EASTERN CONFERENCE

Columbus	26	11	8	7	40
Sporting KC	26	9	8	9	36
Houston	27	8	8	11	35
Philadelphia	24	8	6	10	34
New York	26	6	6	14	32
D.C. United	24	7	7	10	31
Chicago	26	4	7	15	27
Toronto FC	28	4	12	12	24
New England	26	4	11	11	23

#### WESTERN CONFERENCE

	G	W	L	T	P
Los Angeles	26	14	3	9	51
Seattle	27	13	5	9	48
FC Dallas	27	13	7	7	46
Colorado	28	10	7	11	41
Real Salt Lake	24	11	7	6	39
Portland	26	9	12	5	32
Chivas USA	27	7	10	10	31
San Jose	26	5	10	11	26
Vancouver	26	4	13	9	21

#### GOLDEN BOOT

PLAYER	TEAM	GP	GOALS
Thierry Henry	NY	20	12
Landon Donovan	LA	18	11
Eric Hassli	VAN	19	10
Brek Shea	DAL	26	10
Dwayne De Rosario	DC*	24	9
Dominic Oduro	CHI*	26	9
Chris Wondolowski	SJ	22	9

#### GOALKEEPING LEADERS

PLAYER	TEAM	GAA	W-L-T	SHO
Donovan Ricketts	LA	0.53	6-1-4	6
Nick Rimando	RSL	0.87	10-7-6	11
Faryd Mondragon	PHI	1.00	8-6-10	7
Dan Kennedy	CHV	1.04	7-8-10	8
Josh Saunders	LA	1.06	8-2-3	5

### NEW ALL-TIME GOALSCORING LEADER

In the Columbus Crew's 6-2 loss to Seattle Sounders FC on Aug. 27, Jeff Cunningham scored on a penalty kick in the 59th minute – becoming the all-time leader in goals scored in MLS league play, with 135. Cunningham had tied the mark held by Jaime Moreno, who retired following last season, with a goal on July 6 in Vancouver.

#### ALL-TIME LEADERS – GOALS SCORED

PLAYER	TM	GP	GLS
Jeff Cunningham	CLB*	363	134
Jaime Moreno	DC*	340	133
Landon Donovan	LA*	255	115
Ante Razov	CHV*	262	114
Jason Kreis	RSL*	305	108
Taylor Twellman	NE	174	101

### ¡FINALMENTE! EN MEXICO

A Major League Soccer club won in Mexico for the first time in official competition on Aug. 17, when FC Dallas defeated Pumas UNAM 1-0 in Mexico City in the CONCACAF Champions League. Heading into the match, MLS teams were 0-21-4 all-time in Mexico; in addition, the U.S. national team has never won on Mexican soil, with an 0-23-1 record all-time. It took just six days for the total to be added to, when Seattle Sounders FC won 1-0 at CF Monterrey on Aug. 23.

### HARTMAN BECOMES ALL-TIME APPEARANCE LEADER

FC Dallas goalkeeper Kevin Hartman became the all-time appearance leader in MLS history on Aug. 20, playing in his 379th regular season game and surpassing the total of current Houston Dynamo assistant coach Steve Ralston. Hartman, who debuted with a shutout victory for the Galaxy on his 23rd birthday in 1997, is also the all-time MLS leader in shutouts, saves, and victories by a goalkeeper.

### QUICK KICKS

- Colorado defender Drew Moor's streak of 69 consecutive league games of playing every minute came to an end after the Aug. 27 game at Chicago. Moor had played every minute of every game since Aug. 6, 2009, an MLS record among field players of 6,210 consecutive minutes.
- League pool goalkeeper Chris Konopka became the fifth goalkeeper to start a game for the New York Red Bulls when he played vs. Chicago on Aug. 13. Five teams in MLS history have used five different goalkeepers in one season, the most recent previously Toronto FC in 2008.
- Toronto FC had a remarkable feat in their 3-3 draw vs. D.C. United on Aug. 6: Just one player – goalkeeper Stefan Frei – was also in the starting lineup when the clubs first met on April 16. TFC had used 36 players following the United match, matching most players to play for a club in MLS history (even with the 1996 MetroStars).
- The Columbus Crew matched their club record with six goals allowed in the Aug. 27 loss to Seattle Sounders FC – one that was first set in the club's fourth game ever, a 6-4 loss to Kansas City on May 2, 1996.
- Concluding the summer friendly calendar, the New York Red Bulls won the Emirates Cup in London after defeating France's Paris Saint-Germain FC 1-0 in the opening match, then playing to a 1-1 draw with host Arsenal FC.

### PLAYER OF THE MONTH

Dwayne De Rosario, D.C. United

De Rosario scored three goals and added two assists in the month of August, as he helped United move to within a point of the final playoff position. D.C. United acquired the 11-year MLS veteran in a trade with the New York Red Bulls in June, and he went on a tremendous run, scoring six goals in his first eight appearances for United.

### PLAYERS OF THE WEEK

Week 21: Dwayne De Rosario (D.C. United)  
 Week 22: Chris Pontius (D.C. United)  
 Week 23: Graham Zusi (Sporting Kansas City)  
 Week 24: Lamar Neagle (Seattle Sounders FC)

## 2011 IN REVIEW: SEPTEMBER

### STANDINGS AND STATISTICS as of SEPTEMBER 29

#### EASTERN CONFERENCE

	G	W	L	T	P
Sporting KC	31	11	9	11	44
Philadelphia	30	10	7	13	43
Houston	31	10	9	12	42
Columbus	31	11	12	8	41
New York	30	8	7	15	39
D.C. United	29	9	9	11	38
Chicago	30	7	8	15	36
Toronto FC	31	6	13	12	30
New England	30	5	13	12	27

#### WESTERN CONFERENCE

	G	W	L	T	P
Los Angeles	30	17	3	10	61
Seattle	30	15	6	9	54
Real Salt Lake	30	15	9	6	51
FC Dallas	30	13	10	7	46
Colorado	31	10	9	12	42
Portland	30	10	13	7	37
Chivas USA	31	8	12	11	35
San Jose	30	6	11	13	31
Vancouver	29	4	15	10	22

#### GOLDEN BOOT

PLAYER	TEAM	GP	GOALS
Dwayne De Rosario	DC*	29	14
Landon Donovan	LA	22	12
Thierry Henry	NY	23	12
Charlie Davies	DC	22	11
Andres Mendoza	CLB	26	11
Dominic Oduro	CHI*	30	11
Chris Wondolowski	SJ	26	11

#### GOALKEEPING LEADERS

PLAYER	TEAM	GAA	W-L-T	SHO
Donovan Ricketts	LA	0.49	7-1-4	7
Josh Saunders	LA	0.99	10-2-4	7
Nick Rimando	RSL	1.03	14-9-6	12
Faryd Mondragon	PHI	1.06	8-7-10	7
Kasey Keller	SEA	1.07	15-6-9	9

### HAT TRICKS

- Dwayne De Rosario scored the earliest hat trick in MLS history, all three of his goals coming before the 31st minute in the 4-1 win against Real Salt Lake on Sept. 24. De Rosario's three goals in nine minutes is tied for the third-quickest hat trick in MLS history; Harut Karapetyan of the LA Galaxy scored three goals within five minutes in 1998.
- It was the second hat trick for De Rosario this season, joining Justin Braun with two on the year. It was the first time since 2008 that two players had two or more hat tricks in a season (Landon Donovan, Edson Buddle). The record is three in a season, set by Stern John (1998), Cobi Jones (1998) and Diego Serna (2000).
- There were 10 hat tricks in MLS this season, the second highest single-season total in league history, after the 13 recorded in 1998.

### THE 300 CLUB

Joe Cannon of Vancouver Whitecaps FC became the 16th player in league history – and just the second goalkeeper – to reach 300 appearances, in a 3-0 loss to the LA Galaxy on Sept. 24.

### ALL-TIME LEADERS – GAMES PLAYED

PLAYER	TEAM	GP
Kevin Hartman	DAL*	384
Steve Ralston	NE*	378
Jeff Cunningham	CLB*	363
Jaime Moreno	DC*	340
Chris Klein	LA*	333

### QUICK KICKS

- The LA Galaxy were the first team to clinch a berth in the MLS Cup Playoffs, with six weeks still left to be played. The Galaxy were the earliest to clinch a playoff berth since FC Dallas did in 2006, also with six weeks remaining in the season.
- When the LA Galaxy hosted Vancouver on Sept. 17 at The Home Depot Center, it was the 241st regular-season MLS game in Carson, surpassing RFK Stadium for the highest total at any venue in league history. RFK Stadium is the only field that has spanned the entire 16-year history of Major League Soccer, and 109 regular-season games were played there before the opening of The Home Depot Center on June 7, 2003.
- On Oct. 2, D.C. United's Daniel Woolard became the third player this season to be credited with a goal and an own goal in the same game. It also happened with Josh Gardner of the Columbus Crew on Aug. 27, and Juan Pablo Angel for Chivas USA on Sept. 17. Before this season, it had occurred just three times previously – once over each of the last three seasons: Jack Jewsbury (KC vs. NE, 4/9/08); Bryan Namoff (DC vs. COL, 7/18/09); Edson Buddle (LA v COL, 10/16/00).

### PLAYER OF THE MONTH

Sebastien Le Toux, Philadelphia Union

Le Toux scored seven goals, and started all six games for the Union in the month of September, as the team moved into second place in the Eastern Conference. Le Toux registered two multi-goal games in September. The French forward got on the score sheet in all but one of the Union's six games in September.

### PLAYERS OF THE WEEK

Week 26: Charlie Davies (D.C. United)

Week 27: Danny Koevermans (Toronto FC)

Week 28: Dwayne De Rosario (D.C. United)

Week 29: Marco Pappa (Chicago Fire)

## 2011 IN REVIEW: OCTOBER

### STANDINGS AND STATISTICS as of OCTOBER 23

#### EASTERN CONFERENCE

	G	W	L	T	P
Sporting KC	34	13	9	12	51
Houston	34	12	9	13	49
Philadelphia	34	11	8	15	48
Columbus	34	13	13	8	47
New York	34	10	8	16	46
Chicago	34	9	9	16	43
D.C. United	34	9	13	12	39
Toronto FC	34	6	13	15	33
New England	34	5	16	13	28

#### WESTERN CONFERENCE

	G	W	L	T	P
Los Angeles	34	19	5	10	67
Seattle	34	18	7	9	63
Real Salt Lake	34	15	11	8	53
FC Dallas	34	15	12	7	52
Colorado	34	12	9	13	49
Portland	34	11	14	9	42
San Jose	34	8	12	14	38
Chivas USA	34	8	14	12	36
Vancouver	34	6	18	10	28

#### GOALKEEPING LEADERS

PLAYER	TEAM	GAA	W-L-T	SHO
Donovan Ricketts	LA	0.77	7-3-4	7
Josh Saunders	LA	0.93	12-2-4	8
Faryd Mondragon	PHI	1.06	8-8-11	7
Kevin Hartman	DAL	1.06	15-11-7	13
Kasey Keller	SEA	1.09	18-7-9	9
Nick Rimando	RSL	1.09	14-11-8	13

#### GOLDEN BOOT

PLAYER	TEAM	GP	GOALS
Dwayne De Rosario	DC*	33	16
Chris Wondolowski	SJ	30	16
Thierry Henry	NY	26	14
Andres Mendoza	CLB	29	13
Camilo	VAN	32	12
Landon Donovan	LA	23	12
Fredy Montero	SEA	30	12
Dominic Oduro	CHI*	34	12

#### WINNING THE GOLDEN BOOT

*Dwayne De Rosario became the first player in MLS history to score goals for three different teams over the course of a single season. As a member of Toronto FC, De Rosario scored one goal in two games before being traded to New York where he contributed two goals in 13 games. After joining D.C. United in a trade for Dax McCarty on June 27, De Rosario scored 13 goals and added seven assists in just 18 games.*

*Among his 16 goals and 12 assists are two hat tricks (vs. Toronto FC on August 6 and vs. Real Salt Lake on September 24), three game-winning goals, and four game-winning assists.*

*De Rosario has scored 93 league goals in his 11 MLS seasons, seventh most on the all-time list.*

#### SOUNDERS FC MAKE OPEN CUP HISTORY

Seattle Sounders FC became the fourth club in the history of the U.S. Open Cup to win three consecutive titles when they defeated the Chicago Fire at CenturyLink Field. Seattle joined Fall River Marksmen (1930-1932), Stix, Baer and Fuller (1933-1935) and Greek American SC (1967-1969).

#### UNBEATEN AT HOME

The LA Galaxy finished the season as the third team in MLS history to go undefeated for the season on their home ground, along with Real Salt Lake last year (11-0-4) and the San Jose Earthquakes in 2005 (9-0-7). The Galaxy were 12-0-5 at The Home Depot Center.

#### WINLESS ON THE ROAD

Vancouver Whitecaps FC became the fourth team in MLS history to go through a season winless on road, joining the LA Galaxy in 2003 (0-9-6), Real Salt Lake in 2005 (0-14-2) and New York in 2009 (0-13-2). Vancouver went 0-12-5.

#### NEW HOME IN VANCOUVER

Vancouver Whitecaps FC weren't able to enjoy the same magic when they opened BC Place in front of a sellout crowd of 21,000 on Oct. 2, losing 1-0 to Cascadia Cup rivals Portland Timbers.

#### QUICK KICKS

- Long Tan's goal Oct. 15 was the second scored in the opening minute this season by Vancouver Whitecaps FC. Eric Hassli scored after 33 seconds in the 4-2 win against Chicago on Aug. 7, 2011. A goal has been scored in the opening minute of a game 38 times now in MLS history.
- Vancouver also scored in the 46th minute. It was just the second time in league history that a team had conceded goals in the opening minute of each half, according to the Elias Sports Bureau. The first time happened all the way back in the league's inaugural season, when United got goals from Steve Rammel (0:56) and Raul Diaz Arce (46) in a 3-1 win against New England, June 30, 1996.
- Chris Wondolowski finished tied with Dwayne De Rosario as the leading goalscorer in MLS, with 16. Wondolowski, the 2010 Golden Boot winner, is the third player to have won the Golden Boot and then tie for the lead the following season. He joins former MLS players Stern John (led in 1998 with 26; tied in 1999 with 18) and Carlos Ruiz (led in 2002 with 24; tied in 2003 with 15).
- Three teams qualified for the CONCACAF Champions League quarterfinals to be played early 2012: the LA Galaxy, Seattle Sounders FC and Toronto FC – which knocked out FC Dallas in a winner-take-all group finale.

#### PLAYERS OF THE WEEK

Week 31: Kasey Keller (Seattle Sounders FC)

Week 32: Jalil Anibaba (Chicago Fire)



# 2011 MLS STANDINGS & LEADERS

FINAL REGULAR SEASON STATISTICS (2011)

	OVERALL									HOME					ROAD					
	GP	W	L	T	PTS	GF	GA	GD		W	L	T	GF	GA	W	L	T	GF	GA	
<b>EASTERN</b>																				
x Sporting KC	34	13	9	12	51	50	40	10		9	2	6	29	16	4	7	6	21	24	
x Houston	34	12	9	13	49	45	41	4		10	3	4	32	20	2	6	9	13	21	
x Philadelphia	34	11	8	15	48	44	36	8		7	1	9	24	18	4	7	6	20	18	
x Columbus	34	13	13	8	47	43	44	-1		9	3	5	27	18	4	10	3	16	26	
x New York	34	10	8	16	46	50	44	6		8	3	6	29	17	2	5	10	21	27	
z Chicago	34	9	9	16	43	46	45	1		6	3	8	24	19	3	6	8	22	26	
z D.C. United	34	9	13	12	39	49	52	-3		4	5	8	28	27	5	8	4	21	25	
z Toronto FC	34	6	13	15	33	36	59	-23		5	4	8	18	21	1	9	7	18	38	
z New England	34	5	16	13	28	38	58	-20		4	7	6	17	24	1	9	7	21	34	
<b>WESTERN</b>																				
ss Los Angeles	34	19	5	10	67	48	28	20		12	0	5	28	8	7	5	5	20	20	
x Seattle	34	18	7	9	63	56	37	19		9	4	4	32	20	9	3	5	24	17	
x Real Salt Lake	34	15	11	8	53	44	36	8		10	3	4	29	15	5	8	4	15	21	
x FC Dallas	34	15	12	7	52	42	39	3		9	5	3	20	11	6	7	4	22	28	
x Colorado	34	12	9	13	49	44	41	3		6	2	9	25	16	6	7	4	19	25	
z Portland	34	11	14	9	42	40	48	-8		9	5	3	30	22	2	9	6	10	26	
z San Jose	34	8	12	14	38	40	45	-5		5	4	8	24	19	3	8	6	16	26	
z Chivas USA	34	8	14	12	36	41	43	-2		5	7	5	19	17	3	7	7	22	26	
z Vancouver	34	6	18	10	28	35	55	-20		6	6	5	24	24	0	12	5	11	31	

ss - clinched Supporters' Shield

x - indicates that this club has clinched a playoff spot.

z - indicates that this club is eliminated from playoff contention

## BUDWEISER GOLDEN BOOT

TEAM	GP	GOALS
Dwayne De Rosario	DC*	33 16
Chris Wondolowski	SJ	30 16
Thierry Henry	NY	26 14
Andres Mendoza	CLB	29 13
Camilo	VAN	32 12
Landon Donovan	LA	23 12
Fredy Montero	SEA	30 12
Dominic Oduro	CHI*	34 12
Charlie Davies	DC	26 11
Sebastien Le Toux	PHI	34 11
Alvaro Saborio	RSL	23 11
Brek Shea	DAL	31 11

## ASSISTS

TEAM	GP	ASTS
Brad Davis	HOU	34 16
David Beckham	LA	26 15
Mauro Rosales	SEA	26 13
Dwayne De Rosario	DC*	33 12
Kyle Beckerman	RSL	29 9
Davide Chiumiento	VAN	26 9
Sebastien Le Toux	PHI	34 9
Fredy Montero	SEA	30 9
Patrick Nyarko	CHI	30 9

## GOALKEEPING LEADERS

TEAM	GP	MIN	SHTS	SVS	GA	GAA	W-L-T	SHO
Donovan Ricketts	LA	15	1284	52	41	11	0.77	7-3-4
Josh Saunders	LA	19	1639	72	55	17	0.93	12-2-4
Faryd Mondragon	PHI	27	2385	77	49	28	1.06	8-8-11
Kevin Hartman	DAL	33	2970	120	85	35	1.06	15-11-7
Kasey Keller	SEA	34	3060	147	110	37	1.09	18-7-9
Nick Rimando	RSL	33	2970	131	95	36	1.09	14-11-8
Bouna Coundoul	NY	12	1035	50	37	13	1.13	3-2-6
Jimmy Nielsen	KC	31	2767	114	79	35	1.14	12-8-11
Tally Hall	HOU	34	3060	140	99	41	1.21	12-9-13
Matt Pickens	COL	34	3060	118	77	41	1.21	12-9-13
Dan Kennedy	CHV	32	2880	139	100	39	1.22	8-12-12
Troy Perkins	POR	29	2610	129	91	38	1.31	9-12-8
Sean Johnson	CHI	28	2520	113	76	37	1.32	9-7-12
Jon Busch	SJ	33	2970	158	114	44	1.33	7-12-14
Frank Rost	NY	11	945	40	26	14	1.33	4-4-3
William Hesmer	CLB	32	2880	136	92	44	1.38	11-13-8
Bill Hamid	DC	28	2392	114	77	37	1.39	7-9-10
Greg Sutton	NY	10	900	45	30	15	1.50	3-2-5
Matt Reis	NE	27	2430	154	111	43	1.59	5-12-10
Joe Cannon	VAN	20	1800	98	66	32	1.60	4-12-4
Jay Nolly	VAN	14	1260	62	39	23	1.64	2-6-6
Stefan Frei	TOR	27	2406	155	106	49	1.83	3-12-11

Minimum: 900 minutes played

GAME-WINNING GOALS	TEAM	GP	GWG
Andres Mendoza	CLB	29	5
Fredy Montero	SEA	30	5
Brek Shea	DAL	31	5
Chris Wondolowski	SJ	30	5
Chad Barrett	LA	27	4
Landon Donovan	LA	23	4
Luke Rodgers	NY	23	4
Alvaro Saborio	RSL	23	4
11 players tied with 3			

GAME-WINNING ASSISTS	TEAM	GP	GWA
David Beckham	LA	26	7
Kyle Beckerman	RSL	29	6
Brad Davis	HOU	34	6
Mauro Rosales	SEA	26	5
Dwayne De Rosario	DC*	33	4
Brad Evans	SEA	20	4
Jan Gunnar Solli	NY	31	4
Graham Zusi	KC	32	4
7 players tied with 3			

SHOTS	TEAM	GP	SHOTS
Dwayne De Rosario	DC*	33	113
Chris Wondolowski	SJ	30	109
Fredy Montero	SEA	30	108
Maicon Santos	DAL*	30	92
Marco Pappa	CHI	29	92
Kei Kamara	KC	30	91
Camilo	VAN	32	83
Sebastien Le Toux	PHI	34	81

SHOTS ON GOAL	TEAM	GP	SOG
Chris Wondolowski	SJ	30	52
Dwayne De Rosario	DC*	33	44
Fredy Montero	SEA	30	42
Marco Pappa	CHI	29	41
Dominic Oduro	CHI*	34	40
Camilo	VAN	32	37
Juan Pablo Angel	CHV*	31	32
Fabian Espindola	RSL	27	31
Andres Mendoza	CLB	29	31

HAT TRICKS	TEAM	GP	HATS
Justin Braun	CHV	29	2
Dwayne De Rosario	DC*	33	2
Will Bruin	HOU	25	1
Charlie Davies	DC	26	1
Steven Lenhart	SJ	14	1
Lamar Neagle	SEA	23	1
Sanna Nyassi	COL	26	1
Marco Pappa	CHI	29	1

MULTI-GOAL GAMES	TEAM	GP	GAMES
Eric Hassli	VAN	26	4
Andres Mendoza	CLB	29	4
Dwayne De Rosario	DC*	33	3
Landon Donovan	LA	23	3
Sebastien Le Toux	PHI	34	3
Fredy Montero	SEA	30	3
Chris Wondolowski	SJ	30	3
10 players tied with 2			

FOULS COMMITTED	TEAM	GP	FC
Diego Chara	POR	28	64
Gershon Koffie	VAN	29	58
Dwayne De Rosario	DC*	33	57
Fredy Montero	SEA	30	55
Eric Hassli	VAN	26	53
Julius James	CLB	31	53
Oswaldo Alonso	SEA	33	50
Emmanuel Ekpo	CLB	32	48

FOULS SUFFERED	TEAM	GP	FS
Gershon Koffie	VAN	29	76
Benny Feilhaber	NE	23	71
Eddie Gaven	CLB	26	65
Patrick Nyarko	CHI	30	60
Mauro Rosales	SEA	26	59
Kenny Cooper	POR	34	56
Camilo	VAN	32	55
Shalrie Joseph	NE	32	54
Fredy Montero	SEA	30	54

GAMES PLAYED	TEAM	GP
14 players tied with 34		

GAMES STARTED	TEAM	GS
Brad Davis	HOU	34
Tally Hall	HOU	34
Kasey Keller	SEA	34
Kosuke Kimura	COL	34
Nick LaBrocca	CHV	34
Jeff Larentowicz	COL	34
Sebastien Le Toux	PHI	34
Joel Lindpere	NY	34
Sebastian Miranda	CLB	34
Matt Pickens	COL	34

CORNER KICKS	TEAM	GP	CK
Brad Davis	HOU	34	172
David Beckham	LA	26	117
Jack Jewsbury	POR	31	105
Graham Zusi	KC	32	97
Joel Lindpere	NY	34	86
Marco Pappa	CHI	29	75
Sanna Nyassi	COL	26	74
Chris Tierney	NE	27	71
Sebastien Le Toux	PHI	34	67
Mauro Rosales	SEA	26	66

CAUTIONS (YELLOW)	TEAM	GP	CAUT
David Beckham	LA	26	10
Aurelien Collin	KC	23	10
Emmanuel Ekpo	CLB	32	8
Jackson	DAL	28	8
Eric Hassli	VAN	26	8
Drew Moor	COL	32	8
Gonzalo Segares	CHI	33	8
Carlos Valdes	PHI	32	8
12 players tied with 7			

EJECTIONS (RED CARDS)	TEAM	GP	EJECT
Eric Hassli	VAN	26	3
Nat Borchers	RSL	30	2
Omar Bravo	KC	27	2
Bobby Burling	SJ	23	2
Emmanuel Ekpo	CLB	32	2
Thierry Henry	NY	26	2
Jhon Kennedy Hurtado	SEA	23	2
A.J. Soares	NE	28	2
Chris Tierney	NE	27	2
68 players tied with 1			

MINUTES PLAYED	TEAM	MIN
Tally Hall	HOU	3060
Kasey Keller	SEA	3060
Sebastien Le Toux	PHI	3060
Matt Pickens	COL	3060
Nick LaBrocca	CHV	3058
Jeff Larentowicz	COL	3051
Joel Lindpere	NY	3048
Sebastian Miranda	CLB	3044
Kosuke Kimura	COL	2996
5 players tied with 2970		



GOALKEEPER WINS	TEAM	GP	WON
Kasey Keller	SEA	34	18
Kevin Hartman	DAL	33	15
Nick Rimando	RSL	33	14
Tally Hall	HOU	34	12
Jimmy Nielsen	KC	31	12
Matt Pickens	COL	34	12
Josh Saunders	LA	19	12
William Hesmer	CLB	32	11
Sean Johnson	CHI	28	9
Troy Perkins	POR	29	9

SAVES	TEAM	GP	SVS
Jon Busch	SJ	33	114
Matt Reis	NE	27	111
Kasey Keller	SEA	34	110
Stefan Frei	TOR	27	106
Dan Kennedy	CHV	32	100
Tally Hall	HOU	34	99
Nick Rimando	RSL	33	95
William Hesmer	CLB	32	92
Troy Perkins	POR	29	91
Kevin Hartman	DAL	33	85

GOALKEEPER LOSSES	TEAM	GP	LOST
William Hesmer	CLB	32	13
Jon Busch	SJ	33	12
Joe Cannon	VAN	20	12
Stefan Frei	TOR	27	12
Dan Kennedy	CHV	32	12
Troy Perkins	POR	29	12
Matt Reis	NE	27	12
Kevin Hartman	DAL	33	11
Nick Rimando	RSL	33	11
Tally Hall	HOU	34	9
Bill Hamid	DC	28	9
Matt Pickens	COL	34	9

SAVES PERCENTAGE	TEAM	GP	SAVES	SOG	PCT
Donovan Ricketts	LA	15	41	54	75.9
Kasey Keller	SEA	34	110	145	75.9
Josh Saunders	LA	19	55	73	75.3
Milos Kocic	TOR	8	35	47	74.5
Bouna Coundoul	NY	12	37	51	72.5
Nick Rimando	RSL	33	95	134	70.9
Jon Busch	SJ	33	114	161	70.8
Dan Kennedy	CHV	32	100	142	70.4
Matt Reis	NE	27	111	159	69.8
Jimmy Nielsen	KC	31	79	114	69.3
Minimum: 30 saves					

SHUTOUTS	TEAM	GP	SHO
Kevin Hartman	DAL	33	13
Nick Rimando	RSL	33	13
Kasey Keller	SEA	34	9
Dan Kennedy	CHV	32	9
Troy Perkins	POR	29	9
William Hesmer	CLB	32	8
Matt Pickens	COL	34	8
Josh Saunders	LA	19	8
6 players tied with 7			

LONGEST SHUTOUT STREAKS (MINUTES)	PLAYER	MIN	START	END
Kevin Hartman, DAL		531	5/01/2011	5/28/2011
Donovan Ricketts, LA		421	5/11/2011	10/04/2011
William Hesmer, CLB		414	3/19/2011	4/23/2011
Nick Rimando, RSL		409	4/30/2011	5/28/2011
Troy Perkins, POR		342	8/20/2011	9/21/2011
Jimmy Nielsen, KC		339	5/28/2011	6/25/2011
Sean Johnson, CHI		334	5/28/2011	6/18/2011
Bouna Coundoul, NY		333	4/09/2011	5/07/2011
Kasey Keller, SEA		309	8/06/2011	8/27/2011
Bill Hamid, DC		306	7/20/2011	9/21/2011

#### TEAM ATTENDANCE REPORT

	HOME GAMES			ROAD GAMES		
	DATES	TOTAL	AVERAGE	DATES	TOTAL	AVERAGE
Chicago Fire	17	242,648	14,273	17	317,700	18,688
Chivas USA	17	252,102	14,830	17	296,834	17,461
Colorado Rapids	17	252,248	14,838	17	283,265	16,663
Columbus Crew	17	207,147	12,185	17	320,004	18,824
FC Dallas	17	218,636	12,861	17	296,664	17,451
D.C. United	17	258,332	15,196	17	289,166	17,010
Houston Dynamo	17	300,796	17,694	17	273,964	16,116
Sporting Kansas City	17	302,776	17,810	17	288,433	16,967
LA Galaxy	17	396,693	23,335	17	386,251	22,721
New England Revolution	17	224,770	13,222	17	300,146	17,656
New York Red Bulls	17	335,740	19,749	17	368,480	21,675
Philadelphia Union	17	310,401	18,259	17	304,167	17,892
Portland Timbers	17	320,051	18,827	17	296,340	17,432
Real Salt Lake	17	299,047	17,591	17	292,465	17,204
San Jose Earthquakes	17	201,587	11,858	17	322,679	18,981
Seattle Sounders FC	17	654,431	38,496	17	286,725	16,866
Toronto FC	17	344,535	20,267	17	271,642	15,979
Vancouver Whitecaps FC	17	346,909	20,406	17	273,924	16,113
MLS Totals	306	5,468,849	17,872	306	5,468,849	17,872



### TEAM vs TEAM AGGREGATE GOALS

	vs CHI	vs CHV	vs COL	vs CLB	vs DAL	vs DC	vs HOU	vs KC	vs LA	vs NE	vs NY	vs PHI	vs POR	vs RSL	vs SJ	vs SEA	vs TOR	vs VAN
CHI	---	4-3	3-1	4-2	2-3	3-2	2-2	3-2	2-4	4-3	3-3	2-3	2-5	3-0	2-4	1-2	4-2	2-4
CHV	3-4	---	2-3	3-3	1-3	2-5	4-2	3-4	0-2	6-2	3-2	3-4	1-1	0-2	4-1	1-3	4-1	1-1
COL	1-3	3-2	---	3-4	1-3	5-2	2-1	2-2	1-4	2-2	6-3	3-2	4-1	0-1	3-2	3-5	1-2	4-2
CLB	2-4	3-3	4-3	---	2-2	3-4	4-2	2-2	0-2	6-1	1-1	2-2	1-1	4-1	0-3	3-7	3-5	3-1
DAL	3-2	3-1	3-1	2-2	---	0-0	2-3	4-6	3-4	1-2	2-3	4-2	6-3	0-2	0-2	1-1	2-0	4-1
DC	2-3	5-2	2-5	4-3	0-0	---	3-6	0-2	1-1	1-3	1-4	4-5	4-3	5-2	4-4	2-4	6-3	5-2
HOU	2-2	2-4	1-2	2-4	3-2	6-3	---	1-4	3-2	2-1	3-3	1-2	4-1	3-2	2-3	4-2	3-2	3-2
SKC	2-3	4-3	2-2	2-2	6-4	2-0	4-1	---	3-6	3-4	2-1	1-1	5-2	2-1	2-1	1-3	4-2	5-4
LA	4-2	2-0	4-1	2-0	4-3	1-1	2-3	6-3	---	2-1	1-3	2-1	3-3	3-5	2-0	1-0	2-2	7-0
NE	3-4	2-6	2-2	1-6	2-1	3-1	1-2	4-3	1-2	---	3-4	4-7	1-4	3-5	2-4	2-4	2-2	2-1
NY	3-3	2-3	3-6	1-1	3-2	4-1	3-3	1-2	3-1	4-3	---	1-1	5-3	1-6	5-2	3-4	6-1	2-2
PHI	3-2	4-3	2-3	2-2	2-4	5-4	2-1	1-1	1-2	7-4	1-1	---	0-1	2-3	1-0	3-1	7-3	1-1
POR	5-2	1-1	1-4	1-1	3-6	3-4	1-4	2-5	3-3	4-1	3-5	2-1	---	1-0	2-2	3-4	2-4	3-1
RSL	0-3	2-0	1-0	1-4	2-0	2-5	2-3	1-2	5-3	5-3	6-1	3-2	1-2	---	5-0	3-3	3-2	2-3
SJ	4-2	1-4	2-3	3-0	6-2	4-4	3-2	1-2	0-2	4-2	2-5	0-1	2-2	0-5	---	3-4	2-2	3-3
SEA	2-1	3-1	5-3	7-3	1-1	4-2	2-4	3-1	0-1	4-2	4-3	1-3	4-3	3-3	4-3	---	4-0	5-3
TOR	2-4	1-4	2-1	5-3	0-2	3-6	2-3	2-4	2-2	2-2	1-6	3-7	4-2	2-3	2-2	0-4	---	3-4
VAN	4-2	1-1	2-4	1-3	1-4	2-5	2-3	4-5	0-7	1-2	2-2	1-1	1-3	3-2	3-3	3-5	4-3	---

TEAM GOALS SCORED INTERVALS	GP	G	1-15	16-30	31-45	46-60	61-75	76-90	OT
Seattle Sounders FC	34	56	7	6	10	7	11	15	0
New York Red Bulls	34	50	10	4	12	6	8	10	0
Sporting Kansas City	34	50	5	8	10	7	13	7	0
D.C. United	34	49	7	5	9	7	13	8	0
LA Galaxy	34	48	4	5	10	6	13	10	0
Chicago Fire	34	46	6	11	7	5	7	10	0
Houston Dynamo	34	45	4	5	9	8	5	14	0
Philadelphia Union	34	44	7	4	7	6	9	11	0
Colorado Rapids	34	44	6	7	9	3	11	8	0
Real Salt Lake	34	44	8	6	8	8	4	10	0
Columbus Crew	34	43	3	2	4	14	8	12	0
FC Dallas	34	42	1	8	10	9	3	11	0
Chivas USA	34	41	5	3	8	8	7	10	0
Portland Timbers	34	40	4	8	8	8	7	5	0
San Jose Earthquakes	34	40	5	8	7	7	8	5	0
New England Revolution	34	38	9	6	6	5	4	8	0
Toronto FC	34	36	2	4	4	11	7	8	0
Vancouver Whitecaps FC	34	35	5	7	3	6	6	8	0

TEAM GOALS ALLOWED INTERVALS	GP	G	1-15	16-30	31-45	46-60	61-75	76-90	OT
LA Galaxy	34	28	5	2	5	3	7	6	0
Philadelphia Union	34	36	3	10	8	8	3	4	0
Real Salt Lake	34	36	5	7	5	3	7	9	0
Seattle Sounders FC	34	37	5	6	7	8	7	4	0
FC Dallas	34	39	3	9	8	6	3	10	0
Sporting Kansas City	34	40	4	3	8	6	7	12	0
Houston Dynamo	34	41	6	3	10	4	6	12	0
Colorado Rapids	34	41	2	9	7	7	7	9	0
Chivas USA	34	43	6	9	6	8	8	6	0
Columbus Crew	34	44	8	4	9	7	7	9	0
New York Red Bulls	34	44	9	7	7	9	7	5	0
Chicago Fire	34	45	5	5	6	10	13	6	0
San Jose Earthquakes	34	45	5	4	8	4	8	16	0
Portland Timbers	34	48	7	8	5	4	13	11	0
D.C. United	34	52	8	5	7	13	7	12	0
Vancouver Whitecaps FC	34	55	2	4	13	12	11	13	0
New England Revolution	34	58	6	7	11	11	8	15	0
Toronto FC	34	59	9	5	11	8	15	11	0

### CONSECUTIVE MINUTES WITHOUT SCORING A GOAL

TEAM	MIN	START	END
FC Dallas	401	9/10/2011	10/12/2011
Toronto FC	356	6/29/2011	7/23/2011
Chivas USA	335	8/20/2011	9/17/2011
Vancouver Whitecaps FC	332	6/25/2011	7/09/2011
Colorado Rapids	319	4/08/2011	4/30/2011
Chivas USA	313	4/02/2011	4/23/2011
San Jose Earthquakes	295	7/02/2011	7/20/2011
Philadelphia Union	294	6/11/2011	6/25/2011
Toronto FC	284	4/09/2011	4/23/2011
San Jose Earthquakes	283	7/20/2011	8/06/2011

### CONSECUTIVE MINUTES WITHOUT ALLOWING A GOAL

TEAM	MIN	START	END
FC Dallas	531	5/01/2011	5/28/2011
LA Galaxy	479	5/14/2011	6/11/2011
Columbus Crew	414	3/19/2011	4/23/2011
Real Salt Lake	409	4/30/2011	5/28/2011
Portland Timbers	342	8/20/2011	9/21/2011
Chicago Fire	334	5/28/2011	6/18/2011
New York Red Bulls	333	4/09/2011	5/07/2011
LA Galaxy	315	9/09/2011	10/01/2011
Seattle Sounders FC	309	8/06/2011	8/27/2011
Colorado Rapids	301	9/24/2011	10/22/2011

### ROAD GOAL-SCORING TOTALS

TEAM	W	L	T	GF	AVG	GA	AVG
Seattle Sounders FC	9	3	5	24	1.41	17	1.00
Chivas USA	3	7	7	22	1.29	26	1.53
Chicago Fire	3	6	8	22	1.29	26	1.53
FC Dallas	6	7	4	22	1.29	28	1.65
New York Red Bulls	2	5	10	21	1.24	27	1.59
Sporting Kansas City	4	7	6	21	1.24	24	1.41
New England Revolution	1	9	7	21	1.24	34	2.00
D.C. United	5	8	4	21	1.24	25	1.47
Philadelphia Union	4	7	6	20	1.18	18	1.06
LA Galaxy	7	4	5	19	1.19	17	1.06
Colorado Rapids	6	7	4	19	1.12	25	1.47
Toronto FC	1	9	7	18	1.06	38	2.24
Columbus Crew	4	10	3	16	0.94	26	1.53
San Jose Earthquakes	3	8	6	16	0.94	26	1.53
Real Salt Lake	5	8	4	15	0.88	21	1.24
Houston Dynamo	2	6	9	13	0.76	21	1.24
Vancouver Whitecaps FC	0	12	5	11	0.65	31	1.82
Portland Timbers	2	9	6	10	0.59	26	1.53

### FIRST-HALF GOAL-SCORING TOTALS

TEAM	W	L	T	GF	AVG	GA	AVG
New York Red Bulls	10	8	16	26	0.76	23	0.68
Chicago Fire	9	9	16	24	0.71	16	0.47
Sporting Kansas City	13	9	12	23	0.68	15	0.44
Seattle Sounders FC	18	7	9	23	0.68	18	0.53
Colorado Rapids	12	9	13	22	0.65	18	0.53
Real Salt Lake	15	11	8	22	0.65	17	0.50
New England Revolution	5	16	13	21	0.62	24	0.71
D.C. United	9	13	12	21	0.62	20	0.59
Portland Timbers	11	14	9	20	0.59	20	0.59
San Jose Earthquakes	8	12	14	20	0.59	17	0.50
LA Galaxy	19	5	10	19	0.56	12	0.35
FC Dallas	15	12	7	19	0.56	20	0.59
Houston Dynamo	12	9	13	18	0.53	19	0.56
Philadelphia Union	11	8	15	18	0.53	21	0.62
Chivas USA	8	14	12	16	0.47	21	0.62
Vancouver Whitecaps FC	6	18	10	15	0.44	19	0.56
Toronto FC	6	13	15	10	0.29	25	0.74
Columbus Crew	13	13	8	9	0.26	21	0.62

### HOME GOAL-SCORING TOTALS

TEAM	W	L	T	GF	AVG	GA	AVG
Houston Dynamo	10	3	4	32	1.88	20	1.18
Seattle Sounders FC	9	4	4	32	1.88	20	1.18
Portland Timbers	9	5	3	30	1.76	22	1.29
New York Red Bulls	8	3	6	29	1.71	17	1.00
Sporting Kansas City	9	2	6	29	1.71	16	0.94
Real Salt Lake	10	3	4	29	1.71	15	0.88
LA Galaxy	12	0	5	28	1.65	8	0.47
D.C. United	4	5	8	28	1.65	27	1.59
Columbus Crew	9	3	5	27	1.59	18	1.06
Colorado Rapids	6	2	9	25	1.47	16	0.94
Vancouver Whitecaps FC	6	6	5	24	1.41	24	1.41
Philadelphia Union	7	1	9	24	1.41	18	1.06
Chicago Fire	6	3	8	24	1.41	19	1.12
San Jose Earthquakes	5	4	8	24	1.41	19	1.12
FC Dallas	9	5	3	20	1.18	11	0.65
Chivas USA	5	7	5	19	1.12	17	1.00
Toronto FC	5	4	8	18	1.06	21	1.24
New England Revolution	4	7	6	17	1.00	24	1.41

### SECOND-HALF GOAL-SCORING TOTALS

TEAM	W	L	T	GF	AVG	GA	AVG
Columbus Crew	13	13	8	34	1.00	23	0.68
Seattle Sounders FC	18	7	9	33	0.97	19	0.56
LA Galaxy	19	5	10	29	0.85	16	0.47
D.C. United	9	13	12	28	0.82	32	0.94
Sporting Kansas City	13	9	12	27	0.79	25	0.74
Houston Dynamo	12	9	13	27	0.79	22	0.65
Philadelphia Union	11	8	15	26	0.76	15	0.44
Toronto FC	6	13	15	26	0.76	34	1.00
Chivas USA	8	14	12	25	0.74	22	0.65
New York Red Bulls	10	8	16	24	0.71	21	0.62
FC Dallas	15	12	7	23	0.68	19	0.56
Chicago Fire	9	9	16	22	0.65	29	0.85
Real Salt Lake	15	11	8	22	0.65	19	0.56
Colorado Rapids	12	9	13	22	0.65	23	0.68
Portland Timbers	11	14	9	20	0.59	28	0.82
Vancouver Whitecaps FC	6	18	10	20	0.59	36	1.06
San Jose Earthquakes	8	12	14	20	0.59	28	0.82
New England Revolution	5	16	13	17	0.50	34	1.00

### TEAM TOTAL SHOTS

TEAM	W	L	T	1st	2nd	TOT
Sporting Kansas City	13	9	12	236	252	488
FC Dallas	15	12	7	241	241	482
Chicago Fire	9	9	16	205	270	475
San Jose Earthquakes	8	12	14	205	254	459
Houston Dynamo	12	9	13	213	236	449
Seattle Sounders FC	18	7	9	192	250	442
Columbus Crew	13	13	8	188	249	437
Portland Timbers	11	14	9	200	232	432
Real Salt Lake	15	11	8	181	248	429
D.C. United	9	13	12	195	232	427
Chivas USA	8	14	12	197	229	426
New York Red Bulls	10	8	16	220	200	420
New England Revolution	5	16	13	188	232	420
Philadelphia Union	11	8	15	163	244	407
Vancouver Whitecaps FC	6	18	10	181	218	399
LA Galaxy	19	5	10	191	204	395
Toronto FC	6	13	15	176	214	390
Colorado Rapids	12	9	13	161	204	365

### TEAM TOTAL SHOTS AGAINST

TEAM	W	L	T	1st	2nd	TOT
FC Dallas	15	12	7	145	209	354
Colorado Rapids	12	9	13	162	207	369
Real Salt Lake	15	11	8	185	190	375
New York Red Bulls	10	8	16	189	198	387
Houston Dynamo	12	9	13	188	208	396
Sporting Kansas City	13	9	12	176	223	399
LA Galaxy	19	5	10	180	227	407
Philadelphia Union	11	8	15	181	226	407
Chivas USA	8	14	12	189	235	424
Seattle Sounders FC	18	7	9	206	218	424
Chicago Fire	9	9	16	218	224	442
Columbus Crew	13	13	8	226	222	448
D.C. United	9	13	12	203	263	466
Portland Timbers	11	14	9	217	252	469
New England Revolution	5	16	13	225	257	482
Vancouver Whitecaps FC	6	18	10	214	277	491
San Jose Earthquakes	8	12	14	207	294	501
Toronto FC	6	13	15	222	279	501

## RECORD WHEN SCORING FIRST GOAL

TEAM	W	L	T	PCT
Columbus Crew	9	0	0	1.000
LA Galaxy	16	0	4	.900
Seattle Sounders FC	11	0	3	.893
FC Dallas	13	1	2	.875
Portland Timbers	11	1	4	.813
Philadelphia Union	10	0	6	.813
Real Salt Lake	15	3	2	.800
Chicago Fire	8	0	6	.786
Houston Dynamo	9	1	4	.786
Sporting Kansas City	12	3	2	.765
New York Red Bulls	10	0	9	.763
Toronto FC	6	0	6	.750
Colorado Rapids	9	2	6	.706
Chivas USA	7	2	4	.692
D.C. United	9	3	4	.688
San Jose Earthquakes	7	4	5	.594
Vancouver Whitecaps FC	6	4	4	.571
New England Revolution	5	3	8	.563

## RECORD WHEN TRAILING AT THE HALF

TEAM	W	L	T	PCT
Seattle Sounders FC	3	3	3	.500
Columbus Crew	3	4	5	.458
Sporting Kansas City	0	2	6	.375
Houston Dynamo	2	5	3	.350
San Jose Earthquakes	0	3	4	.286
Philadelphia Union	1	6	4	.273
FC Dallas	2	7	1	.250
New York Red Bulls	0	4	3	.214
LA Galaxy	1	4	0	.200
D.C. United	0	7	4	.182
Colorado Rapids	0	6	3	.167
Chicago Fire	0	7	3	.150
Toronto FC	0	10	4	.143
Real Salt Lake	0	6	2	.125
Chivas USA	0	9	2	.091
Vancouver Whitecaps FC	0	9	2	.091
Portland Timbers	0	10	2	.083
New England Revolution	0	10	1	.045

## RECORD WHEN ALLOWING FIRST GOAL

TEAM	W	L	T	PCT
Seattle Sounders FC	7	7	3	.500
LA Galaxy	3	5	2	.400
Houston Dynamo	3	8	7	.361
Colorado Rapids	3	7	3	.346
Sporting Kansas City	1	6	7	.321
Columbus Crew	4	13	5	.295
Philadelphia Union	1	8	6	.267
San Jose Earthquakes	1	8	6	.267
Chicago Fire	1	9	6	.250
FC Dallas	2	11	2	.200
New York Red Bulls	0	8	5	.192
Chivas USA	1	12	4	.176
D.C. United	0	10	5	.167
Toronto FC	0	13	5	.139
Portland Timbers	0	13	4	.118
Vancouver Whitecaps FC	0	14	4	.111
Real Salt Lake	0	8	2	.100
New England Revolution	0	13	3	.094

## RECORD WHEN LEADING AT THE HALF

TEAM	W	L	T	PCT
Columbus Crew	4	0	0	1.000
FC Dallas	9	0	1	.950
Seattle Sounders FC	8	0	2	.900
New York Red Bulls	9	0	4	.846
Portland Timbers	9	0	4	.846
LA Galaxy	9	0	4	.846
Houston Dynamo	6	0	3	.833
Sporting Kansas City	9	2	1	.792
Chicago Fire	7	0	5	.792
Colorado Rapids	7	1	3	.773
D.C. United	6	1	3	.750
Vancouver Whitecaps FC	5	1	2	.750
Philadelphia Union	4	0	5	.722
Chivas USA	4	1	2	.714
Toronto FC	2	0	3	.700
Real Salt Lake	8	3	2	.692
San Jose Earthquakes	4	2	2	.625
New England Revolution	2	1	6	.556

## RECORD IN ONE-GOAL GAMES

TEAM	---REGULATION---OT---				--- SHOOTOUT ---				---- BOTH -----			
	W	L	T	PCT	W	L	T	PCT	W	L	T	PCT
LA Galaxy	12	1	0	.923	0	0	0	---	12	1	0	.923
Seattle Sounders FC	12	5	0	.706	0	0	0	---	12	5	0	.706
FC Dallas	10	5	0	.667	0	0	0	---	10	5	0	.667
New York Red Bulls	5	3	0	.625	0	0	0	---	5	3	0	.625
Colorado Rapids	8	5	0	.615	0	0	0	---	8	5	0	.615
Toronto FC	4	3	0	.571	0	0	0	---	4	3	0	.571
Houston Dynamo	6	5	0	.545	0	0	0	---	6	5	0	.545
Real Salt Lake	7	6	0	.538	0	0	0	---	7	6	0	.538
Portland Timbers	8	7	0	.533	0	0	0	---	8	7	0	.533
Philadelphia Union	8	7	0	.533	0	0	0	---	8	7	0	.533
Chicago Fire	6	6	0	.500	0	0	0	---	6	6	0	.500
Columbus Crew	7	7	0	.500	0	0	0	---	7	7	0	.500
Sporting Kansas City	7	8	0	.467	0	0	0	---	7	8	0	.467
New England Revolution	4	10	0	.286	0	0	0	---	4	10	0	.286
D.C. United	3	8	0	.273	0	0	0	---	3	8	0	.273
Chivas USA	4	12	0	.250	0	0	0	---	4	12	0	.250
San Jose Earthquakes	2	7	0	.222	0	0	0	---	2	7	0	.222
Vancouver Whitecaps FC	3	11	0	.214	0	0	0	---	3	11	0	.214

## OWN GOALS RECEIVED

DATE	REC TM	OFF TM	MIN	PLAYER
04/14/2011	POR	4 vs CHI	2 84	Dasan Robinson
04/14/2011	CHI	2 at POR	4 66	Eric Brunner
05/14/2011	KC	1 at LA	4 39	Omar Gonzalez
06/10/2011	NY	2 vs NE	1 37	Ryan Cochrane
06/11/2011	HOU	2 vs CHV	1 55	Heath Pearce
06/18/2011	LA	3 at COL	1 25	Drew Moor
06/19/2011	POR	3 vs NY	3 67	Stephen Keel
06/23/2011	NY	2 at SEA	4 58	Zach Scott
07/02/2011	PHI	2 at DC	2 49	Perry Kitchen
07/10/2011	POR	2 vs SEA	3 46	Jeff Parke
08/13/2011	CLB	3 vs NE	1 54	Kevin Alston
08/27/2011	SEA	6 vs CLB	2 74	Josh Gardner
09/10/2011	RSL	2 at SEA	1 12	Kasey Keller
09/17/2011	CHI	3 vs CHV	2 26	Juan Pablo Angel
09/28/2011	KC	2 vs CLB	1 74	Julius James
10/01/2011	LA	2 vs RSL	1 72	Nat Borchers
10/02/2011	CLB	2 vs DC	1 48	Daniel Woolard
10/22/2011	SEA	3 at CHV	1 53	Andrew Boyens





**PENALTY KICK SUMMARY**

DATE	TM	OPP	SHOOTER	KEEPER	RES	MN
03/19/2011	NY	1 vs SEA	0 Thierry Henry	Kasey Keller	S	9
03/19/2011	DC	3 vs CLB	1 Charlie Davies	William Hesmer	G	63
03/19/2011	CLB	1 at DC	3 Robbie Rogers	Pat Onstad	G	79
03/26/2011	CHI	3 vs KC	2 Diego Chaves	Jimmy Nielsen	G	34
03/26/2011	NE	2 vs DC	1 Shalrie Joseph	Pat Onstad	G	17
03/26/2011	DC	1 at NE	2 Charlie Davies	Matt Reis	G	91+
03/26/2011	RSL	4 vs LA	1 Javier Morales	Josh Saunders	G	10
04/01/2011	CLB	2 vs DAL	0 Andres Mendoza	Kevin Hartman	G	54
04/06/2011	VAN	1 vs NE	1 Eric Hassli	Bobby Shuttleworth	G	56
04/09/2011	DC	1 vs LA	1 Charlie Davies	Donovan Ricketts	G	90
04/23/2011	DAL	2 at VAN	1 David Ferreira	Jay Nolly	WL	28
04/23/2011	KC	2 at NE	3 Kei Kamara	Matt Reis	G	69
04/23/2011	LA	3 vs POR	0 Landon Donovan	Troy Perkins	G	8
04/30/2011	PHI	1 vs SJ	0 Sebastien Le Toux	Jon Busch	G	76
04/30/2011	CLB	2 vs VAN	1 Emilio Renteria	Jay Nolly	G	50
04/30/2011	NY	1 vs KC	0 Rafael Marquez	Jimmy Nielsen	S	14
04/30/2011	SEA	3 vs TOR	0 Brad Evans	Stefan Frei	G	75
05/04/2011	SEA	1 at DC	2 Brad Evans	Bill Hamid	G	71
05/07/2011	TOR	2 vs HOU	1 Joao Plata	Tally Hall	G	50
05/07/2011	CLB	1 vs SEA	1 Emilio Renteria	Kasey Keller	G	67
05/11/2011	DAL	1 vs TOR	0 Daniel Hernandez	Stefan Frei	G	48+
05/14/2011	DC	1 vs COL	1 Chris Pontius	Matt Pickens	G	62
05/14/2011	NE	1 vs VAN	0 Shalrie Joseph	Jay Nolly	G	49
05/14/2011	LA	4 vs KC	1 Landon Donovan	Eric Kronberg	G	44
05/15/2011	NY	2 vs CHV	3 Dwayne De Rosario	Dan Kennedy	G	35
05/21/2011	HOU	2 vs NY	2 Brad Davis	Greg Sutton	G	12
05/25/2011	COL	2 at NY	2 Jeff Larentowicz	Greg Sutton	S	27
05/25/2011	LA	1 vs HOU	0 Landon Donovan	Tally Hall	G	46+
05/28/2011	VAN	1 vs NY	1 Eric Hassli	Greg Sutton	G	24
05/29/2011	POR	2 vs DC	3 Jack Jewsbury	Bill Hamid	G	68
05/29/2011	DC	3 at POR	2 Chris Pontius	Troy Perkins	G	75
06/04/2011	COL	1 vs PHI	1 Conor Casey	Faryd Mondragon	G	63
06/08/2011	CLB	2 vs RSL	1 Andres Mendoza	Nick Rimando	G	76
06/10/2011	NE	1 at NY	2 Shalrie Joseph	Greg Sutton	S	34
06/11/2011	VAN	2 at SEA	2 Eric Hassli	Kasey Keller	G	29
06/18/2011	RSL	1 vs DC	1 Fabian Espindola	Bill Hamid	G	38
06/18/2011	DC	1 at RSL	1 Charlie Davies	Nick Rimando	G	85
06/19/2011	POR	3 vs NY	3 Jack Jewsbury	Greg Sutton	RP	78
06/19/2011	NY	3 at POR	3 Dwayne De Rosario	Troy Perkins	G	96+
06/25/2011	HOU	2 at DC	2 Brad Davis	Bill Hamid	G	41
06/25/2011	KC	2 vs VAN	1 Omar Bravo	Joe Cannon	G	33
06/29/2011	TOR	1 vs VAN	0 Nick Soolsma	Jay Nolly	G	54
07/04/2011	RSL	3 vs NE	3 Alvaro Saborio	Matt Reis	G	56
07/04/2011	NE	3 at RSL	3 Rajko Lekic	Nick Rimando	G	4
07/04/2011	SEA	0 at LA	0 Fredy Montero	Brian Perk	S	18
07/06/2011	VAN	0 vs CLB	1 Terry Dunfield	William Hesmer	S	73
07/10/2011	SEA	3 at POR	2 Osvaldo Alonso	Troy Perkins	G	83
07/16/2011	POR	1 at CHI	0 Jack Jewsbury	Sean Johnson	G	25
07/20/2011	DC	0 vs NE	1 Charlie Davies	Matt Reis	H	44
07/23/2011	NE	2 at COL	2 Shalrie Joseph	Matt Pickens	G	90
07/23/2011	COL	2 vs NE	2 Caleb Folan	Matt Reis	G	65
07/23/2011	RSL	4 vs SJ	0 Alvaro Saborio	Jon Busch	G	63
07/30/2011	LA	4 at VAN	0 Landon Donovan	Joe Cannon	G	75
07/30/2011	SEA	1 at HOU	3 Alvaro Fernandez	Tally Hall	G	37
07/30/2011	POR	2 vs TOR	2 Jack Jewsbury	Stefan Frei	G	57
08/06/2011	DC	3 vs TOR	3 Dwayne De Rosario	Stefan Frei	G	88
08/06/2011	NE	2 vs CHV	3 Shalrie Joseph	Dan Kennedy	G	69
08/06/2011	RSL	3 vs NY	0 Alvaro Saborio	Bouna Coundoul	G	77
08/07/2011	VAN	4 vs CHI	2 Eric Hassli	Sean Johnson	S	44
08/13/2011	SEA	0 vs CHV	0 Alvaro Fernandez	Dan Kennedy	LP	19
08/13/2011	PHI	2 vs DAL	2 Sebastien Le Toux	Kevin Hartman	G	34
08/13/2011	PHI	2 vs DAL	2 Sebastien Le Toux	Kevin Hartman	G	86
08/13/2011	COL	2 at SJ	1 Caleb Folan	Jon Busch	G	39
08/20/2011	CLB	2 vs PHI	1 Andres Mendoza	Faryd Mondragon	G	51
08/27/2011	SEA	6 vs CLB	2 Mauro Rosales	William Hesmer	G	16
08/27/2011	CLB	2 at SEA	6 Jeff Cunningham	Kasey Keller	G	59
09/05/2011	KC	2 vs LA	2 Omar Bravo	Josh Saunders	G	92+
09/07/2011	PHI	4 vs NE	4 Sebastien Le Toux	Matt Reis	G	80
09/07/2011	NE	4 at PHI	4 Rajko Lekic	Zac MacMath	G	21
09/10/2011	SEA	1 vs RSL	2 Mauro Rosales	Nick Rimando	WL	17
09/10/2011	SJ	2 vs CHI	0 Chris Wondolowski	Sean Johnson	S	53
09/14/2011	CLB	2 vs HOU	2 Andres Mendoza	Tally Hall	G	64
09/14/2011	CLB	2 vs HOU	2 Andres Mendoza	Tally Hall	G	76
09/17/2011	HOU	2 vs SJ	1 Brad Davis	Jon Busch	G	47
09/21/2011	DC	2 vs CHV	2 Dwayne De Rosario	Dan Kennedy	S	94+
09/24/2011	NY	2 vs POR	0 Luke Rodgers	Troy Perkins	G	66
09/24/2011	SEA	3 at VAN	1 Brad Evans	Joe Cannon	G	33
09/25/2011	CHI	3 vs NE	2 Sebastian Grazzini	Matt Reis	G	5
09/28/2011	KC	2 vs CLB	1 Kei Kamara	William Hesmer	G	15
10/06/2011	VAN	3 vs RSL	0 Camilo	Nick Rimando	G	44
10/06/2011	VAN	3 vs RSL	0 Camilo	Nick Rimando	G	53
10/15/2011	DC	1 vs CHI	2 Dwayne De Rosario	Sean Johnson	G	90
10/22/2011	POR	1 at RSL	1 Jack Jewsbury	Nick Rimando	G	56
10/22/2011	SJ	4 vs DAL	2 Chris Wondolowski	Chris Seitz	G	34

# MLS Individual Single-Season Leaders (1996-2011)

GOALS	TEAM	GP	GOALS
1996 Roy Lassiter	TB	30	27
1998 Stern John	CLB	27	26
2000 Mamadou Diallo	TB	28	26
2002 Carlos Ruiz	LA	26	24
1996 Raul Diaz Arce	DC	28	23
2002 Taylor Twellman	NE	28	23

ASSISTS	TEAM	GP	ASTS
2000 Carlos Valderrama	TB	32	26
1996 Marco Etcheverry	DC	26	19
1997 Carlos Valderrama	TB	20	19
1998 Marco Etcheverry	DC	29	19
2002 Steve Ralston	NE	27	19

GAMES PLAYED	TEAM	GP
14 players tied with 34		

GAMES STARTED	TEAM	GS
10 players tied with 34		

MINUTES PLAYED	TEAM	MIN
2011 Tally Hall	HOU	3060
2011 Kasey Keller	SEA	3060
2011 Sebastien Le Toux	PHI	3060
2011 Matt Pickens	COL	3060
2011 Nick LaBrocca	CHV	3058

SHOTS	TEAM	GP	SHOTS
2000 Mamadou Diallo	TB	28	152
1996 Preki	KC	32	140
2000 Ante Razov	CHI	24	127
2003 Ante Razov	CHI	26	119
2008 Kenny Cooper	DAL	30	119

SHOTS ON GOAL	TEAM	GP	SOG
2000 Mamadou Diallo	TB	28	76
2003 Ante Razov	CHI	26	67
2000 Ante Razov	CHI	24	63
1996 Preki	KC	32	61
2008 Kenny Cooper	DAL	30	60

FOULS COMMITTED	TEAM	GP	FC
2000 Diego Serna	MIA	31	83
2007 Juan Toja	DAL	27	83
2006 Simo Valakari	DAL	31	81
1999 Matt McKeon	COL	28	80
2000 Chris Henderson	KC	31	79

FOULS SUFFERED	TEAM	GP	FS
2006 Alejandro Moreno	HOU	30	112
2004 Davy Arnaud	KC	30	111
2005 Alejandro Moreno	SJ	31	102
2003 DaMarcus Beasley	CHI	22	96
1997 Roberto Donadoni	MET	32	94

CAUTIONS (YELLOW)	TEAM	GP	CAUT
1996 Leonel Alvarez	DAL	22	14
1996 Michael Emenalo	SJ	29	13
1998 Leonel Alvarez	DAL	27	12
6 players tied with 11			

EJECTIONS (RED CARDS)	TEAM	GP	EJECT
1997 Branco	MET	11	3
2000 Ezra Hendrickson	LA	22	3
2009 Carlos Johnson	NY	13	3
2009 Jamison Olave	RSL	25	3
2010 Davy Arnaud	KC	27	3
2011 Eric Hassli	VAN	26	3

OFFSIDES	TEAM	GP	OFF
2000 Mamadou Diallo	TB	28	82
1996 Roy Lassiter	TB	30	70
2001 Mamadou Diallo	TB	22	56
1997 Roy Wegerle	DC*	31	55
2007 Joseph Ngwenya	HOU*	30	55

GAME-WINNING GOALS	TEAM	GP	GWG
2002 Carlos Ruiz	LA	26	9
2010 Chris Wondolowski	SJ	28	9
7 players tied with 7			

GAME-WINNING ASSISTS	TEAM	GP	GWA
1999 Mauricio Cienfuegos	LA	30	8
2000 Steve Ralston	TB	30	8
1997 Mauricio Cienfuegos	LA	22	7
1999 Jason Kreis	DAL	32	7
2001 Diego Serna	MIA	22	7
2011 David Beckham	LA	26	7

PENALTY-KICK GOALS	TEAM	GP	PKG
2005 Jaime Moreno	DC	29	9
1996 Preki	KC	32	7
2003 Carlos Ruiz	LA	26	7
2004 Amado Guevara	MET	24	6
2009 Jaime Moreno	DC	24	6

GAMES PLAYED/STARTED IN GOAL	TEAM	GS
2011 Tally Hall	HOU	34
2011 Kasey Keller	SEA	34
2011 Matt Pickens	COL	34
2011 Jon Busch	SJ	33
2011 Kevin Hartman	DAL	33
2011 Nick Rimando	RSL	33

MINUTES PLAYED IN GOAL	TEAM	MIN
2011 Tally Hall	HOU	3060
2011 Kasey Keller	SEA	3060
2011 Matt Pickens	COL	3060
2011 Jon Busch	SJ	2970
2011 Kevin Hartman	DAL	2970
2011 Nick Rimando	RSL	2970

WINS	TEAM	GP	WON
1998 Kevin Hartman	LA	29	22
1997 Mike Ammann	KC	29	21
1999 Kevin Hartman	LA	32	20
1998 Scott Garlick	DC	25	19
1999 Mark Dougherty	CLB	31	18
2005 Pat Onstad	SJ	32	18
2010 Donovan Ricketts	LA	29	18

LOSSES	TEAM	GP	LOST
2005 D.J. Countess	RSL	27	19
1997 Tony Meola	MET	30	18
1999 Mike Ammann	MET	24	18
1998 Tony Meola	MET	31	17
4 players tied with 16			

SAVES	TEAM	GP	SVS
2000 Scott Garlick	TB	32	184
1997 Mark Dodd	DAL	30	183
1998 Tony Meola	MET	31	164
1996 Mark Dodd	DAL	31	160
1999 Scott Garlick	TB	28	152

SHUTOUTS	TEAM	GP	SHO
2000 Tony Meola	KC	31	16
2010 Nick Rimando	RSL	27	14
2007 Brad Guzan	CHV	27	13
2011 Kevin Hartman	DAL	33	13
2011 Nick Rimando	RSL	33	13

GOALS AGAINST AVG.	TEAM	GP	MIN	GA	GAA
2010 Kevin Hartman	DAL	20	1755	12	0.62
2010 Nick Rimando	RSL	27	2430	18	0.67
2011 Donovan Ricketts	LA	15	1284	11	0.77
2007 Pat Onstad	HOU	27	2418	22	0.82
2009 Zach Thornton	CHV	27	2385	23	0.87
Minimum: 1000 minutes played					

# MLS Individual All-Time Leaders (1996-Present)

GOALS	TEAM	GP	GOALS
Jeff Cunningham	CLB*	365	134
Jaime Moreno	DC*	340	133
Landon Donovan	LA*	255	115
Ante Razov	CHV*	262	114
Jason Kreis	RSL*	305	108
Taylor Twellman	NE	174	101
Dwayne De Rosario	DC*	274	93
Edson Buddle	LA*	231	90
Roy Lassiter	DC*	179	88
Carlos Ruiz	PHI*	169	88

SHOTS ON GOAL	TEAM	GP	SOG
Ante Razov	CHV*	262	441
Jaime Moreno	DC*	340	394
Jeff Cunningham	CLB*	365	372
Jason Kreis	RSL*	305	370
Preki	KC*	242	323
Taylor Twellman	NE	174	318
Dwayne De Rosario	DC*	274	309
Landon Donovan	LA*	255	293
Mark Chung	SJ*	284	282
Edson Buddle	LA*	231	261

ASSISTS	TEAM	GP	ASTS
Steve Ralston	NE*	378	135
Carlos Valderrama	COL*	175	114
Preki	KC*	242	112
Jaime Moreno	DC*	340	102
Marco Etcheverry	DC	191	101
Landon Donovan	LA*	255	94
Cobi Jones	LA	306	91
Andy Williams	RSL*	332	86
Mauricio Cienfuegos	LA	206	80
Brad Davis	HOU*	256	80
Chris Henderson	NY*	317	80

FOULS COMMITTED	TEAM	GP	FC
Jesse Marsch	CHV*	321	477
Chris Henderson	NY*	317	474
Pablo Mastroeni	COL*	316	467
Carey Talley	NY*	315	463
Richie Williams	NY*	216	451
Diego Gutierrez	CHI*	276	443
Ben Olsen	DC	221	436
Tyrone Marshall	COL*	321	431
Chris Armas	CHI*	264	430
Brian Mullan	COL*	279	429

GAMES PLAYED	TEAM	GP
Kevin Hartman	DAL*	386
Steve Ralston	NE*	378
Jeff Cunningham	CLB*	365
Jaime Moreno	DC*	340
Chris Klein	LA*	333
Andy Williams	RSL*	332
Jesse Marsch	CHV*	321
Tyrone Marshall	COL*	321
Chris Henderson	NY*	317
Pablo Mastroeni	COL*	316

FOULS SUFFERED	TEAM	GP	FS
Jaime Moreno	DC*	340	703
Andy Williams	RSL*	332	680
Cobi Jones	LA	306	637
Alejandro Moreno	CHV*	250	617
Mark Chung	SJ*	284	578
Davy Arnaud	KC	240	528
Brian McBride	CHI*	220	503
Eddie Gaven	CLB*	234	484
Richard Mulrooney	HOU*	285	484
Jeff Cunningham	CLB*	365	482

GAMES STARTED	TEAM	GS
Kevin Hartman	DAL*	381
Steve Ralston	NE*	372
Pablo Mastroeni	COL*	306
Joe Cannon	VAN*	305
Chris Henderson	NY*	304
Jay Heaps	NE*	299
Jaime Moreno	DC*	295
Nick Garcia	TOR*	293
Mike Petke	NY*	292
C.J. Brown	CHI	290
Chris Klein	LA*	290

CAUTIONS (YELLOW)	TEAM	GP	CAUT
Pablo Mastroeni	COL*	316	80
Mike Petke	NY*	307	69
Carey Talley	NY*	315	67
Diego Gutierrez	CHI*	276	63
Jay Heaps	NE*	314	63
Tyrone Marshall	COL*	321	63
Jesse Marsch	CHV*	321	61
Kyle Beckerman	RSL*	269	59
Frankie Hejduk	LA*	203	58
Ramiro Corrales	SJ*	273	56
Marco Etcheverry	DC	191	56
Dema Kovalenko	LA*	244	56

MINUTES PLAYED	TEAM	MIN
Kevin Hartman	DAL*	34560
Steve Ralston	NE*	33143
Joe Cannon	VAN*	27555
Jay Heaps	NE*	27363
Pablo Mastroeni	COL*	26801
Nick Garcia	TOR*	26325
Chris Klein	LA*	26249
Chris Henderson	NY*	26242
Nick Rimando	RSL*	26073
Jaime Moreno	DC*	25794

EJECTIONS (RED CARDS)	TEAM	GP	EJECT
Clint Mathis	LA*	258	9
Pablo Mastroeni	COL*	316	8
Ivan McKinley	DC*	174	7
Mike Petke	NY*	307	7
11 players tied with 6			

SHOTS	TEAM	GP	SHOT
Ante Razov	CHV*	262	926
Jason Kreis	RSL*	305	818
Preki	KC*	242	773
Jeff Cunningham	CLB*	365	772
Dwayne De Rosario	DC*	274	692
Jaime Moreno	DC*	340	684
Mark Chung	SJ*	284	624
Edson Buddle	LA*	231	583
Brian McBride	CHI*	220	573
Taylor Twellman	NE	174	557

OFFSIDES	TEAM	GP	OFF
Jeff Cunningham	CLB*	365	40
Ante Razov	CHV*	262	33
Landon Donovan	LA*	255	32
Jason Kreis	RSL*	305	31
Taylor Twellman	NE	174	28
Edson Buddle	LA*	231	26
Jaime Moreno	DC*	340	26
Dwayne De Rosario	DC*	274	25
Carlos Ruiz	PHI*	169	24
Josh Wolff	DC*	258	22

GAME-WINNING GOALS	TEAM	GP	GWG
Jeff Cunningham	CLB*	365	40
Ante Razov	CHV*	262	33
Landon Donovan	LA*	255	32
Jason Kreis	RSL*	305	31
Taylor Twellman	NE	174	28
Edson Buddle	LA*	231	26
Jaime Moreno	DC*	340	26
Dwayne De Rosario	DC*	274	25
Carlos Ruiz	PHI*	169	24
Josh Wolff	DC*	258	22

GAME-WINNING ASSISTS	TEAM	GP	GWA
Steve Ralston	NE*	378	41
Carlos Valderrama	COL*	175	33
Cobi Jones	LA	306	30
Preki	KC*	242	29
Mauricio Cienfuegos	LA	206	28
Brad Davis	HOU*	256	26
Landon Donovan	LA*	255	26
Jaime Moreno	DC*	340	26
Marco Etcheverry	DC	191	25
Mark Chung	SJ*	284	23

HAT TRICKS	TEAM	GP	HATS
Stern John	CLB	55	5
Diego Serna	COL*	124	5
Edson Buddle	LA*	231	4
Mamadou Diallo	NY*	74	4
Cobi Jones	LA	306	4
Conor Casey	COL*	103	3
Dwayne De Rosario	DC*	274	3
Landon Donovan	LA*	255	3
Amado Guevara	TOR*	153	3
Eduardo Hurtado	NE*	108	3
Taylor Twellman	NE	174	3

MULTI-GOAL GAMES	TEAM	GP	GAMES
Landon Donovan	LA*	255	26
Jeff Cunningham	CLB*	365	22
Ante Razov	CHV*	262	22
Jaime Moreno	DC*	340	17
Carlos Ruiz	PHI*	169	17
Edson Buddle	LA*	231	16
Taylor Twellman	NE	174	16
Juan Pablo Angel	CHV*	133	14
Dwayne De Rosario	DC*	274	13
Raul Diaz Arce	COL*	150	13

PENALTY-KICK GOALS	TEAM	GP	PKG
Jaime Moreno	DC*	340	44
Landon Donovan	LA*	255	26
Preki	KC*	242	23
Jeff Cunningham	CLB*	365	20
Carlos Ruiz	PHI*	169	16
Amado Guevara	TOR*	153	15
Guillermo Barros Schelotto	CLB	102	13
Dwayne De Rosario	DC*	274	13
Raul Diaz Arce	COL*	150	13
Brian McBride	CHI*	220	13
Ante Razov	CHV*	262	13

GAMES PLAYED IN GOAL	TEAM	GP
Kevin Hartman	DAL*	386
Joe Cannon	VAN*	306
Nick Rimando	RSL*	288
Zach Thornton	CHV*	282
Matt Reis	NE*	254
Tony Meola	NY*	250
Scott Garlick	RSL*	237
Pat Onstad	DC*	223
Jon Busch	SJ*	198
William Hesmer	CLB*	133

GAMES STARTED IN GOAL	TEAM	GS
Kevin Hartman	DAL*	381
Joe Cannon	VAN*	305
Nick Rimando	RSL*	288
Zach Thornton	CHV*	276
Tony Meola	NY*	250
Matt Reis	NE*	249
Scott Garlick	RSL*	234
Pat Onstad	DC*	223
Jon Busch	SJ*	197
William Hesmer	CLB*	133

MINUTES PLAYED IN GOAL	TEAM	MIN
Kevin Hartman	DAL*	34560
Joe Cannon	VAN*	27555
Nick Rimando	RSL*	26073
Zach Thornton	CHV*	24935
Tony Meola	NY*	22556
Matt Reis	NE*	22511
Scott Garlick	RSL*	21171
Pat Onstad	DC*	20076
Jon Busch	SJ*	17780
William Hesmer	CLB*	11965

WINS	TEAM	GP	WON
Kevin Hartman	DAL*	386	171
Zach Thornton	CHV*	282	131
Nick Rimando	RSL*	288	121
Joe Cannon	VAN*	306	108
Scott Garlick	RSL*	237	107
Tony Meola	NY*	250	97
Matt Reis	NE*	254	97
Pat Onstad	DC*	223	93
Jon Busch	SJ*	198	74
Mark Dougherty	CLB*	122	65

LOSSES	TEAM	GP	LOST
Kevin Hartman	DAL*	386	132
Joe Cannon	VAN*	306	127
Tony Meola	NY*	250	109
Nick Rimando	RSL*	288	100
Zach Thornton	CHV*	282	97
Scott Garlick	RSL*	237	93
Matt Reis	NE*	254	84
Mike Ammann	DC*	125	67
Jon Busch	SJ*	198	61
Pat Onstad	DC*	223	59

SAVES	TEAM	GP	SVS
Kevin Hartman	DAL*	386	1376
Joe Cannon	VAN*	306	1227
Tony Meola	NY*	250	1136
Nick Rimando	RSL*	288	1061
Scott Garlick	RSL*	237	1021
Matt Reis	NE*	254	993
Zach Thornton	CHV*	282	987
Jon Busch	SJ*	198	802
Pat Onstad	DC*	223	698
Mark Dougherty	CLB*	122	505

SHUTOUTS	TEAM	GP	SHO
Kevin Hartman	DAL*	386	106
Nick Rimando	RSL*	288	87
Joe Cannon	VAN*	306	77
Zach Thornton	CHV*	282	76
Pat Onstad	DC*	223	64
Matt Reis	NE*	254	64
Tony Meola	NY*	250	62
Jon Busch	SJ*	198	60
Scott Garlick	RSL*	237	48
William Hesmer	CLB*	133	42

\*Played for more than one team; most recent team listed.

## 2011 MLS STATISTICAL SUMMARY OF OFFICIALS

Referees	G	Goals Avg	Fouls Avg	Yel Avg	Red Avg	PKs Avg	AR	4th
Jasen Anno	10	34 3.4	245 24.5	23 2.3	7 0.70	3 0.30	0	7
Elias Bazakos	10	29 2.9	249 24.9	24 2.4	2 0.20	2 0.20	0	3
Niko Bratsis	8	24 3.0	196 24.5	24 3.0	0 0.00	1 0.13	0	4
Andrew Chapin	10	25 2.5	242 24.2	35 3.5	2 0.20	1 0.10	0	7
Geoff Gamble	8	27 3.4	176 22.0	28 3.5	2 0.25	7 0.88	0	8
David Gantar	6	10 1.7	174 29.0	25 4.2	4 0.67	1 0.17	0	5
Mark Geiger	11	27 2.5	269 24.5	35 3.2	2 0.18	6 0.55	0	4
Jorge Gonzalez	19	62 3.3	466 24.5	58 3.1	6 0.32	6 0.32	0	2
Hilario Grajeda	19	51 2.7	412 21.7	58 3.1	4 0.21	2 0.11	0	5
Juan Guzman	8	16 2.0	236 29.5	29 3.6	4 0.50	2 0.25	0	15
Ramon Hernandez	3	7 2.3	92 30.7	16 5.3	0 0.00	1 0.33	0	5
Edvin Jurisevic	13	43 3.3	296 22.8	47 3.6	2 0.15	2 0.15	0	9
Mark Kadlecik	15	40 2.7	357 23.8	48 3.2	5 0.33	5 0.33	0	6
Michael Kennedy	13	37 2.8	301 23.2	49 3.8	5 0.38	2 0.15	0	2
Jair Marrufo	20	51 2.6	404 20.2	47 2.4	2 0.10	4 0.20	0	0
Abiodun Okulaja	9	20 2.2	184 20.4	22 2.4	3 0.33	1 0.11	0	8
Chris Penso	13	38 2.9	312 24.0	46 3.5	5 0.38	9 0.69	0	7
Silviu Petrescu	13	29 2.2	328 25.2	48 3.7	3 0.23	2 0.15	0	4
Alex Prus	15	28 1.9	306 20.4	28 1.9	1 0.07	2 0.13	0	8
Yader Reyes	7	12 1.7	222 31.7	36 5.1	4 0.57	3 0.43	0	8
Ricardo Salazar	20	49 2.5	517 25.9	67 3.4	3 0.15	6 0.30	0	9
Kevin Stott	12	32 2.7	306 25.5	39 3.3	5 0.42	3 0.25	0	2
Baldomero Toledo	20	49 2.5	466 23.3	48 2.4	6 0.30	7 0.35	0	7
Terry Vaughn	16	30 1.9	424 26.5	53 3.3	5 0.31	5 0.31	0	5
Paul Ward	8	21 2.6	179 22.4	36 4.5	5 0.63	1 0.13	0	5

Other officials (games as assistant referee, 4th official in parentheses):

Frank Anderson (22,0); Ian Anderson (29,0); Colin Arblaster (16,0); Claudio Badea (17,0); Peter Balciunas (12,0); Greg Barkey (26,0); Fotis Bazakos (0,10); Daniel Belleau (15,0); Cameron Blair (2,0); Eric Boria (20,0); Philippe Briere (7,0); Allen Chapman (0,16); Darren Clark (8,0); James Conlee (16,0); Jason Cullum (14,0); Mark Declouet (0,9); Bill Dittmar (23,0); Kevin Duliba (10,0); Ismail Elfath (0,8); Rob Fereday (10,0); Drew Fischer (0,10); Daniel Fitzgerald (0,13); Joe Fletcher (4,0); Matthew Foerster (0,6); George Gansner (17,0); Adam Garner (14,0); Jeff Hosking (13,0); Sean Hurd (6,0); Mike Kampmeiner (14,0); Matthew Kreitzer (12,0); Craig Lowry (26,0); Peter Manikowski (24,0); Alejandro Mariscal (0,16); John McCloskey (0,9); C.J. Morgante (11,0); Jeff Muschik (1,0); Corey Parker (20,0); Tyler Ploeger (0,14); Brian Poeschel (20,0); Eric Proctor (19,0); Kermit Quisenberry (18,0); Jose Carlos Rivero (0,17); Corey Rockwell (24,0); Mike Rottersman (10,0); Paul Scott (20,0); Sorin Stoica (0,12); Chris Strickland (20,0); Steven Taylor (13,0); Fabio Tovar (18,0); Anthony Vasoli (20,0); Hector Vergara (6,0); Armando Villarreal (0,14); Adam Wienckowski (15,0); Landis Wiley (0,7);

## MLS SUMMARY OF FOULS/CARDS

### YELLOW CARDS

Month	G	Yell	Avg.
March	19	69	3.63
April	44	164	3.73
May	43	124	2.88
June	44	146	3.32
July	46	139	3.02
August	39	124	3.18
September	37	101	2.73
October	34	102	3.00

As Of ...	G	Yell	Avg.
10/23/2011	306	969	3.17
10/24/2010	240	746	3.11
10/25/2009	225	841	3.74
10/26/2008	210	744	3.54
10/21/2007	195	720	3.69
10/15/2006	192	684	3.56
10/16/2005	192	698	3.64
10/17/2004	150	528	3.52
10/26/2003	150	548	3.65
9/22/2002	140	572	4.09
9/09/2001	158	626	3.96
9/09/2000	192	736	3.83
10/10/1999	192	614	3.20
9/27/1998	192	619	3.22
9/28/1997	160	457	2.86
9/22/1996	160	522	3.26

### RED CARDS

Month	G	Red	Avg.
March	19	5	0.26
April	44	18	0.41
May	43	6	0.14
June	44	10	0.23
July	46	19	0.41
August	39	14	0.36
September	37	9	0.24
October	34	6	0.18

As Of ...	G	Red	Avg.
10/23/2011	306	87	0.28
10/24/2010	240	54	0.23
10/25/2009	225	82	0.36
10/26/2008	210	60	0.29
10/21/2007	195	54	0.28
10/15/2006	192	44	0.23
10/16/2005	192	42	0.22
10/17/2004	150	35	0.23
10/26/2003	150	38	0.25
9/22/2002	140	44	0.31
9/09/2001	158	47	0.30
9/09/2000	192	55	0.29
10/10/1999	192	56	0.29
9/27/1998	192	61	0.32
9/28/1997	160	36	0.23
9/22/1996	160	32	0.20

### TOTAL FOULS

Month	G	Fouls	Avg.
March	19	483	25.4
April	44	1117	25.4
May	43	1039	24.2
June	44	1045	23.8
July	46	1007	21.9
August	39	953	24.4
September	37	869	23.5
October	34	846	24.9

As Of ...	G	Fouls	Avg.
10/23/2011	306	7359	24.0
10/24/2010	240	5275	22.0
10/25/2009	225	5159	22.9
10/26/2008	210	5211	24.8
10/21/2007	195	5524	28.3
10/15/2006	192	5573	29.0
10/16/2005	192	5670	29.5
10/17/2004	150	4573	30.5
10/26/2003	150	4836	32.2
9/22/2002	140	4559	32.6
9/09/2001	158	5211	33.0
9/09/2000	192	6488	33.8
10/10/1999	192	5563	29.0
9/27/1998	192	5402	28.1
9/28/1997	160	4583	28.6
9/22/1996	160	4432	27.7

### PENALTY KICKS

Month	G	PKs	Avg.
March	19	7	0.37
April	44	10	0.23
May	43	14	0.33
June	44	11	0.25
July	46	13	0.28
August	39	11	0.28
September	37	13	0.35
October	34	5	0.15

As Of ...	G	PKs	Avg.
10/23/2011	306	84	0.27
10/24/2010	240	56	0.23
10/25/2009	225	63	0.28
10/26/2008	210	48	0.23
10/21/2007	195	57	0.29
10/15/2006	192	44	0.23
10/16/2005	192	59	0.31
10/17/2004	150	49	0.33
10/26/2003	150	58	0.39
9/22/2002	140	47	0.34
9/09/2001	158	52	0.33
9/09/2000	192	66	0.34
10/10/1999	192	41	0.21
9/27/1998	192	56	0.29
9/28/1997	160	54	0.34
9/22/1996	160	51	0.32

## CHICAGO FIRE PLAYOFF HISTORY

### PLAYOFF HISTORY

vs. Team	No. of Series	Series W-L	GP	W-L-T	OT	ShO	GF	GA	Last Mtg.	Round	Series Result
Colorado	1	1-0	2	2-0-0	0-0-0	1-0	2	1	1998	West Semifinals	Won 2 games to 0
Columbus	1	0-1	1	0-1-0	0-0-0	0-0	1	2	2008	Semifinals	Lost 1 games to 0
D.C. United	4	4-0	7	5-0-2	0-0-0	0-0	13	2	2007	Quarterfinals	Won 1 games to 0
FC Dallas	2	1-1	6	3-2-1	0-0-1	0-0	12	6	2001	Quarterfinals	Won 7 pts. to 1
Kansas City	1	0-1	1	0-1-0	0-0-0	0-0	0	1	2000	MLS Cup '00	Lost MLS Cup '00
Los Angeles	2	1-1	5	2-2-1	0-2-1	1-0	4	5	2001	Semifinals	Lost 7 pts. to 1
New England	8	4-4	15	7-7-1	1-1-0	0-0	20	14	2009	Quarterfinals	Won Series Tie-Breaker
New York	1	1-0	3	2-1-0	0-0-0	0-0	6	4	2000	Semifinals	Won 6 pts. to 3
San Jose	1	0-1	1	0-1-0	0-0-0	0-0	2	4	2003	MLS Cup '03	Lost MLS Cup '03
Real Salt Lake	1	0-1	1	0-1-0	0-1-0	0-1	0	0	2009	Semifinals	Lost 1 games to 0
<b>TOTALS</b>	<b>22</b>	<b>12-10</b>	<b>42</b>	<b>21-16-5</b>	<b>1-4-2</b>	<b>2-1</b>	<b>60</b>	<b>39</b>			

## CHICAGO FIRE -- ALL-TIME POSTSEASON RESULTS

DATE	OPPONENT	RESULT	ATT.	W-L-T	RD.	GOALS:
10/01/1998	Colorado	W 2-1	12,610	1-0-0	QTR	CHI: Kubik (50); COL: Waldir (79)
10/05/1998	at Colorado	W 1-0	6,582	2-0-0	QTR	CHI: Kubik (42)
10/10/1998	at Los Angeles	W 1-0	25,107	3-0-0	SEM	CHI: Marsch (86)
10/16/1998	Los Angeles	W 2-1	32,744	4-0-0	SEM	CHI: Nowak (31); LA: Pena (37)
10/25/1998	D.C. United	W 2-0	51,350	5-0-0	FIN	CHI: Podbrozny (29) Gutierrez (45)
10/16/1999	at Dallas	L 1-2	10,980	0-1-0	QTR	CHI: Ball (79); DAL: Graziani (52) Santel (75)
10/23/1999	Dallas	W 4-0	13,197	1-1-0	QTR	CHI: Nowak (18) Kosecki (36) Razov (43) Kovalenko (46)
10/27/1999	at Dallas	L 2-3	9,795	1-2-0	QTR	CHI: Razov (3) Marsch (5); DAL: Deering (55) Rodriguez (84) Graziani (86)
09/15/2000	New England	W 2-1	10,476	1-0-0	QTR	CHI: own goal (54) Kovalenko (73); NE: Harris (50)
09/19/2000	at New England	L 1-2	10,723	1-1-0	QTR	CHI: Kovalenko (83); NE: Wynalda (18) Wright (86)
09/22/2000	New England	W 6-0	5,972	2-1-0	QTR	CHI: Razov (5,65) Stoitchkov (14,17) Nowak (47) George (75)
09/26/2000	MetroStars	W 3-0	7,141	3-1-0	SEM	CHI: Stoitchkov (21) Kovalenko (35) Razov (84)
09/30/2000	at MetroStars	L 0-2	15,476	3-2-0	SEM	MET: Chung (40) Valencia (84)
10/06/2000	MetroStars	W 3-2	10,133	4-2-0	SEM	CHI: Brown (3) Stoitchkov (31) Razov (88); MET: Valencia (32,36)
10/15/2000	at Kansas City	L 0-1	39,159	4-3-0	FIN	KC: Molnar (11)
09/20/2001	Dallas	W 2-0	8,314	1-0-0	QTR	CHI: Bocanegra (40) Whitfield (90)
09/23/2001	at Dallas	T 1-1 (OT)	17,149	1-0-1	QTR	CHI: J. Beasley (84); DAL: Deering (27)
09/29/2001	Dallas	W 2-0	12,811	2-0-1	QTR	CHI: Kovalenko (17) Armas (55)
10/10/2001	Los Angeles	T 1-1 (OT)	10,388	2-0-2	SEM	CHI: Wynalda (32); LA: Hernandez (44)
10/13/2001	at Los Angeles	L 0-1 (OT)	10,100	2-1-2	SEM	LA: Vagenas (94)
10/17/2001	Los Angeles	L 1-2 (OT)	13,444	2-2-2	SEM	CHI: D. Beasley (30); LA: Califf (44) Cienfuegos (98)
09/26/2002	at New England	L 0-2	6,306	0-1-0	QTR	NE: Twellman (13) Hernandez (60)
09/29/2002	New England	W 2-1	9,434	1-1-0	QTR	CHI: Razov (43,76); NE: Kamler (28)
10/02/2002	at New England	L 0-2	6,954	1-2-0	QTR	NE: Kamler (12) Twellman (65)
11/01/2003	at D.C. United	W 2-0	15,202	1-0-0	QTR	CHI: Williams (4) Razov (90)
11/09/2003	D.C. United	W 2-0	15,312	2-0-0	QTR	CHI: Ralph (17) Razov (55)
11/14/2003	New England	W 1-0 (OT)	14,610	3-0-0	SEM	CHI: Armas (101)
11/23/2003	San Jose	L 2-4	27,000	3-1-0	FIN	CHI: Beasley (49) own goal (54); SJ: Ekelund (5) Donovan (38,71) Mulrooney (50)
10/21/2005	D.C. United	T 0-0	11,493	0-0-1	QTR	
10/30/2005	at D.C. United	W 4-0	20,089	1-0-1	QTR	CHI: Stewart (10) Guerrero (37,45) Marsch (67)
11/06/2005	at New England	L 0-1	18,118	1-1-1	SEM	NE: Dempsey (4)
10/22/2006	New England	W 1-0	10,217	1-0-0	QTR	CHI: Mapp (35)
10/28/2006	at New England	L 1-2 (OT)	9,372	1-1-0	QTR	CHI: Jaqua (18); NE: Twellman (41) Noonan (58)
10/25/2007	D.C. United	W 1-0	17,834	1-0-0	QTR	CHI: Rolfe (14)
11/01/2007	at D.C. United	T 2-2	19,438	1-0-1	QTR	CHI: Barrett (31) Rolfe (33); DC: Simms (69) Gomez (74)
11/08/2007	at New England	L 0-1	10,317	1-1-1	SEM	NE: Twellman (38)
10/30/2008	at New England	T 0-0	5,221	0-0-1	QTR	
11/06/2008	New England	W 3-0	17,312	1-0-1	QTR	CHI: Rolfe (45) Conde (49) Segares (74)
11/13/2008	at Columbus	L 1-2	14,688	1-1-1	SEM	CHI: McBride (29); CLB: Marshall (49) Gaven (55)
11/01/2009	at New England	L 1-2	7,416	0-1-0	QTR	CHI: Rolfe (17); NE: Osei (45) Joseph (75)
11/07/2009	New England	W 2-0	21,528	1-1-0	QTR	CHI: Thorrrington (35) Blanco (83)
11/14/2009	Real Salt Lake	L 0-0 (OT)	21,723	1-2-0	SEM	



2011 CHICAGO FIRE STATISTICS (9-9-16, 43 pts.)

UNF	POS	PLAYER	GP	GS	MIN	G	A	SHT	SOG	FC	FS	OFF	CK	C	E
8	F	Dominic Oduro (TOT)	34	29	2633	12	2	78	40	25	52	19	0	5	0
8	F	Dominic Oduro (CHI)	33	29	2604	12	2	76	40	25	52	19	0	5	0
16	M	Marco Pappa	29	27	2324	8	2	92	41	42	35	12	75	2	0
99	F	Diego Chaves	29	19	1699	6	1	49	14	17	43	2	4	5	0
10	M	Sebastian Grazzini	11	11	780	5	4	21	9	15	20	1	13	1	0
5	D	Cory Gibbs	26	26	2203	3	1	19	5	30	23	1	0	6	1
15	F	Orr Barouch	28	2	624	2	2	28	9	19	14	5	1	2	0
6	D	Jalil Anibaba	29	27	2508	2	1	11	4	27	14	1	1	0	0
29	F	Cristian Nazarit	12	6	624	2	0	20	5	25	2	8	0	3	0
14	F	Patrick Nyarko	30	24	2266	1	9	33	10	30	60	9	1	2	0
17	M	Pavel Pardo	13	12	1047	1	5	6	3	9	6	0	12	0	1
18	F	Gaston Puerari	14	10	808	1	2	17	8	18	20	7	22	3	0
3	D	Dan Gargan (TOT)	25	21	1848	1	0	7	1	30	11	2	0	7	0
3	D	Dan Gargan (CHI)	9	9	785	1	0	5	1	12	4	2	0	4	0
13	D	Gonzalo Segares	33	33	2950	0	5	17	3	44	20	2	1	8	0
9	F	Baggio Husidic	18	9	794	0	2	12	3	13	7	1	15	2	0
19	M	Corben Bone	10	7	534	0	1	10	4	2	1	0	5	0	0
11	M	Daniel Paladini	23	16	1491	0	1	37	14	37	15	1	11	7	0
21	M	Michael Videira	9	7	493	0	1	3	1	10	0	0	0	2	0
1	G	Jon Conway	6	6	540	0	0	0	0	0	0	0	0	0	0
89	D	Yamith Cuesta	20	18	1681	0	0	7	1	34	13	3	0	3	1
88	F	Gabriel Ferrari	3	0	17	0	0	1	1	3	1	0	0	0	0
25	G	Sean Johnson	28	28	2520	0	0	0	0	0	4	0	0	0	0
22	M	Marko Maric	1	0	19	0	0	0	0	1	1	0	0	0	0
23	D	Josip Mikulic	14	12	1038	0	0	4	0	21	5	0	0	5	1
17	F	Davis Paul	1	1	45	0	0	0	0	0	0	0	0	0	0
12	M	Logan Pause	29	28	2514	0	0	6	2	25	11	0	0	3	0
77	M	Bratislav Ristic	9	5	413	0	0	0	0	5	6	0	0	1	0
32	D	*Dasan Robinson	5	2	248	0	0	1	0	2	5	1	0	1	0
7	M	Mike Banner	0	0	0	0	0	0	0	0	0	0	0	0	0
30	G	Alec Dufty	0	0	0	0	0	0	0	0	0	0	0	0	0
28	D	Steven Kinney	0	0	0	0	0	0	0	0	0	0	0	0	0
24	M	Pari Pantazopoulos	0	0	0	0	0	0	0	0	0	0	0	0	0
27	M	Victor Pineda	0	0	0	0	0	0	0	0	0	0	0	0	0
4	D	Kwame Watson-Siriboe	0	0	0	0	0	0	0	0	0	0	0	0	0
		Own-goals received				2									
		Team totals	34	34	3060	46	39	475	178	466	405	75	161	65	4
		Opponent totals	34	34	3060	45	36	442	139	405	466	80	166	63	5

GAME-WINNING GOALS: Dominic Oduro 3, Marco Pappa 2, Diego Chaves 2, Patrick Nyarko 1  
Cristian Nazarit 1

GAME-WINNING ASSISTS: Gonzalo Segares 3, Patrick Nyarko 2, Pavel Pardo 1, Daniel Paladini 1  
Diego Chaves 1, Orr Barouch 1

PENALTY KICK GOALS/ATTEMPTS: Sebastian Grazzini 1-1, Diego Chaves 1-1

CHICAGO FIRE INDIVIDUAL GOALKEEPING

UNF	POS	GOALKEEPER	GP	GS	MIN	SHTS	SV	GA	GAA	PG	PA	W	L	T	SO
25	G	Sean Johnson	28	28	2520	115	76	37	1.32	2	4	9	7	12	7
1	G	Jon Conway	6	6	540	24	15	8	1.33	0	0	0	2	4	1
		Team totals	34	34	3060	139	91	45	1.32	2	4	9	9	16	8
		Opponent totals	34	34	3060	178	132	46	1.35	2	2	9	9	16	6

\* = Played with other teams in 2011. Only Chicago Fire statistics listed here.

CHICAGO FIRE 2011 SCHEDULE

DAY	DATE	OPPONENT	RESULT	ATT.	W-L-T	POS.	PTS	GOALS:
Sat.	Mar. 19	at FC Dallas	T 1-1	20,145	0-0-1	5	1	CHI: Chaves (17); DAL: Rodriguez (19)
Sat.	Mar. 26	Sporting KC	W 3-2	12,157	1-0-1	T2	4	CHI: Chaves (34) Puerari (40) Pappa (60); KC: Besler (51) Bunbury (72)
Sat.	Apr. 9	at Seattle	L 1-2	36,233	1-1-1	T2	4	CHI: Chaves (8); SEA: White (7) Zakuani (25)
Thu.	Apr. 14	at Portland	L 2-4	18,627	1-2-1	T7	4	CHI: own goal (66) Pappa (81); POR: Perlaza (29,47) Wallace (38) own goal (84)
Sun.	Apr. 17	Los Angeles	L 1-2	18,203	1-3-1	T8	4	CHI: Oduro (89); LA: Barrett (42) Gonzalez (72)
Sat.	Apr. 23	Houston	T 1-1	12,473	1-3-2	8	5	CHI: Chaves (18); HOU: Boswell (83)
Sat.	Apr. 30	at Colorado	T 1-1	11,789	1-3-3	8	6	CHI: Pappa (43); COL: Akpan (49)
Sat.	May 7	Vancouver	T 0-0	11,680	1-3-4	8	7	
Sat.	May 14	at Toronto FC	T 2-2	18,674	1-3-5	0	8	CHI: Pappa (63) Barouch (75); TOR: Plata (9) Santos (47)
Sat.	May 21	at Philadelphia	L 1-2	18,379	1-4-5	0	8	CHI: Oduro (67); PHI: M. Farfan (64) Ruiz (75)
Sat.	May 28	San Jose	T 2-2	11,926	1-4-6	8	9	CHI: Oduro (56) Gibbs (80); SJ: Corrales (50) Wondolowski (74)
Sat.	June 4	Seattle	T 0-0	13,839	1-4-7	8	10	
Thu.	June 9	at Sporting KC	T 0-0	19,925	1-4-8	8	11	
Sun.	June 12	at Columbus	W 1-0	13,498	2-4-8	T6	14	CHI: Nazarit (90)
Sat.	June 18	at New England	T 1-1	14,246	2-4-9	T6	15	CHI: Oduro (32); NE: Lekic (49)
Wed.	June 22	Real Salt Lake	T 0-0	14,972	2-4-10	6	16	
Sun.	June 26	New York	T 1-1	16,961	2-4-11	T6	17	CHI: Pappa (58); NY: Lindpere (40)
Sat.	July 2	at Chivas USA	T 1-1	15,152	2-4-12	T7	18	CHI: Oduro (26); CHV: LaBrocca (46)
Sat.	July 9	at Los Angeles	L 1-2	21,762	2-5-12	T7	18	CHI: Nazarit (62); LA: Donovan (58) Beckham (66)
Sat.	July 16	Portland	L 0-1	16,419	2-6-12	T7	18	POR: Jewsbury (25)
Wed.	Aug. 3	Philadelphia	T 1-1	10,557	2-6-13	T8	19	CHI: Pardo (54); PHI: Paunovic (34)
Sun.	Aug. 7	at Vancouver	L 2-4	18,714	2-7-13	0	19	CHI: Oduro (23) Barouch (80); VAN: Hassli (1,72) Koffie (24) Camilo (48)
Sat.	Aug. 13	at New York	T 2-2	25,177	2-7-14	9	20	CHI: Oduro (16) Grazzini (24); NY: Henry (9) Lindpere (63)
Thu.	Aug. 18	D.C. United	T 1-1	15,818	2-7-15	9	21	CHI: Grazzini (59); DC: Wolff (73)
Sun.	Aug. 21	Toronto FC	W 2-0	12,020	3-7-15	7	24	CHI: Oduro (16) Gargan (69)
Sat.	Aug. 27	Colorado	W 2-0	15,211	4-7-15	7	27	CHI: Oduro (17) Gibbs (36)
Sat.	Sept. 10	at San Jose	L 0-2	10,525	4-8-15	T7	27	SJ: Wondolowski (10) Corrales (69)
Sat.	Sept. 17	Chivas USA	W 3-2	15,246	5-8-15	T7	30	CHI: Gibbs (2) own goal (26) Oduro (85); CHV: Angel (61) LaBrocca (63)
Sun.	Sept. 25	New England	W 3-2	14,567	6-8-15	0	33	CHI: Grazzini (5) Oduro (9) Nyarko (30); NE: Guy (90,90)
Wed.	Sept. 28	at Real Salt Lake	W 3-0	20,762	7-8-15	7	36	CHI: Pappa (9,36,75)
Sat.	Oct. 1	at Houston	T 1-1	17,544	7-8-16	0	37	CHI: Oduro (43); HOU: Clark (33)
Wed.	Oct. 12	FC Dallas	L 1-2	10,362	7-9-16	7	37	CHI: Grazzini (86); DAL: Jackson (41) Cruz (53)
Sat.	Oct. 15	at D.C. United	W 2-1	16,548	8-9-16	6	40	CHI: Grazzini (90) Chaves (90); DC: De Rosario (90)
Sat.	Oct. 22	Columbus	W 3-2	20,237	9-9-16	6	43	CHI: Anibaba (11,30) Chaves (81); CLB: Renteria (72) Duka (79)



## NON-PLAYOFF TEAMS

### CHICAGO FIRE – GAME-BY-GAME LOG

Game #	Date	Opponent	Result	Score	Goals
Game #1	03/19/2011	CHI 1 at DAL 1	T	1-1	Chaves 1 (unassisted) 17
Game #2	03/26/2011	CHI 3 vs KC 2	W	2-1	Chaves 2 (penalty kick) 34; Puerari 1 (Videira 1, Pappa 1) 40; Pappa 1 (unassisted) 59
Game #3	04/09/2011	CHI 1 at SEA 2	L	1-2	Chaves 3 (Nyarko 1, Puerari 1) 8
Game #4	04/14/2011	CHI 2 at POR 4	L	1-4	own goal (Brunner) 66; Pappa 2 (Oduro 1) 81
Game #5	04/17/2011	CHI 1 vs LA 2	L	1-2	Oduro 1 (Anibaba 1) 89
Game #6	04/23/2011	CHI 1 vs HOU 1	T	1-1	Chaves 4 (unassisted) 18
Game #7	04/30/2011	CHI 1 at COL 1	T	1-1	Pappa 3 (Oduro 2, Puerari 2) 43
Game #8	05/07/2011	CHI 0 vs VAN 0	T	0-0	
Game #9	05/14/2011	CHI 2 at TOR 2	T	2-2	
Game #10	05/21/2011	CHI 1 at PHI 2	L	1-2	Pappa 4 (unassisted) 63; Barouch 1 (Bone 1) 75
Game #11	05/28/2011	CHI 2 vs ST 2	T	2-2	Oduro 2 (Segares 2) 67
Game #12	06/04/2011	CHI 0 vs SEA 0	T	0-0	Oduro 3 (unassisted) 56; Gibbs 1 (Husidic 1) 80
Game #13	06/09/2011	CHI 0 at KC 0	T	0-0	
Game #14	06/12/2011	CHI 1 at CLB 0	W	1-0	Nazarit 1 (unassisted) 92+
Game #15	06/18/2011	CHI 1 at NE 1	T	1-1	Oduro 4 (Nyarko 2) 32
Game #16	06/22/2011	CHI 0 vs RSL 0	T	0-0	
Game #17	06/26/2011	CHI 1 vs NY 1	T	1-1	Pappa 5 (unassisted) 58
Game #18	07/02/2011	CHI 1 at CHV 1	T	1-1	Oduro 5 (Nyarko 3) 26
Game #19	07/09/2011	CHI 1 at LA 2	L	1-2	Nazarit 2 (Nyarko 4) 62
Game #20	07/16/2011	CHI 0 vs POR 1	L	0-1	
Game #21	08/03/2011	CHI 1 vs PHI 1	T	1-1	Pardo 1 (unassisted) 54
Game #22	08/07/2011	CHI 2 at VAN 4	L	2-4	Oduro 6 (Grazzini 1) 23; Barouch 2 (Nyarko 5) 80
Game #23	08/13/2011	CHI 2 at NY 2	T	2-2	Oduro 7 (Nyarko 6, Pappa 2) 16; Grazzini 1 (unassisted) 24
Game #24	08/18/2011	CHI 1 vs DC 1	T	1-1	Grazzini 2 (unassisted) 59
Game #25	08/21/2011	CHI 2 vs TOR 0	W	2-0	Oduro 8 (Segares 3) 16; Gargan 1 (Pardo 1) 69
Game #26	08/27/2011	CHI 2 vs COL 0	W	2-0	Oduro 9 (Pardo 2) 17; Gibbs 2 (Grazzini 2, Pardo 3) 36
Game #27	09/10/2011	CHI 0 at ST 2	L	0-2	
Game #28	09/17/2011	CHI 3 vs CHV 2	W	3-2	Gibbs 3 (Grazzini 3) 2; own goal (Angel) 26; Oduro 10 (Nyarko 7, Chaves 1) 85
Game #29	09/25/2011	CHI 3 vs NE 2	W	3-2	Grazzini 3 (penalty kick) 5; Oduro 11 (Grazzini 4) 9; Nyarko 1 (unassisted) 30
Game #30	09/28/2011	CHI 3 at RSL 0	W	3-0	Pappa 6 (Paladini 1, Nyarko 8) 9; Pappa 7 (Pardo 4) 36; Pappa 8 (unassisted) 75
Game #31	10/01/2011	CHI 1 at HOU 1	T	1-1	Oduro 12 (Husidic 2) 43
Game #32	10/12/2011	CHI 1 vs DAL 2	L	1-2	Grazzini 4 (Barouch 1) 86
Game #33	10/15/2011	CHI 2 at DC 1	W	2-1	Grazzini 5 (Segares 4, Nyarko 9) 93+; Chaves 5 (Segares 5, Barouch 2) 95+
Game #34	10/22/2011	CHI 3 vs CLB 2	W	3-2	Anibaba 1 (Pardo 5) 11; Anibaba 2 (Gibbs 1) 30; Chaves 6 (unassisted) 81

# CHICAGO FIRE – CUP COMPETITIONS – GAME-BY-GAME

## NON-PLAYOFF TEAMS

#	Player	U.S. OPEN CUP							
		1R COL	3R ST	R16 ROCH	QF NY	SF RICH	F SEA		
1	Ton Conway	2-1	2-2	1-0	4-0	2-1	0-2		
3	Dan Gargan							90D	85D
4	Kwame Watson-Siriboe							90D	90D
5	Cory Gibbs	90D	32	41	90D	90D	29		
6	Jalil Anibaba	90D	45D	41	90D	90D	29		
7	Mike Banner								
8	Dominic Oduro		75	15	90F	87F	90F		
9	Baggio Husidic				24	45			
10	Sebastian Grazzini					45M	5		
11	Dan Paladini		120M	90M	90M	90M	80M		
12	Logan Pause	90M	120M	90M	90M	90M	90M		
13	Gonzalo Segares	90D	120D	90D	90D	90D	90D		
14	Patrick Nyarko	90M		45	66M	90F	90F		
15	Orr Barouch	1	75		45				
16	Marco Pappa		120M		66M	90M	90M		
17	Davis Paul	90M							
17	Pavel Pardo							90M	
18	Gaston Puerari	90F	45F						
19	Corben Bone			75M					
21	Michael Videira	90M		90M					
22	Marko Maric								
23	Josip Mikulic			90D	90D		61D		
24	Pari Pantazopoulos			90D	90D				
25	Sean Johnson	90G	120G	90G	90G	90G	90G		
27	Victor Pineda								
28	Steven Kinney								
29	Cristian Nazariti		120F	90F	45F				
30	Alec Dufly								
32	Dasan Robinson	31	88D	49D					
77	Bratislav Ristic		120M	90D					
88	Gabriel Ferrari			45M					
89	Yamith Cuesta	59D	120D	90M	90D				
99	Diego Chaves	89F		90M	24	3	10		

U.S. OPEN CUP			
1R	3R	R16	QF
COL	ST	ROCH	NY
CHI 2 vs COL 1	W		
CHI 2 at ST 2	T (5-4 pens)		
CHI 1 at ROCHTR 0	W		
CHI 4 vs NY 0	W		
CHI 2 vs RICHMD 1	W		
CHI 0 at SEA 2	L		

Player	Goals	Assists
Puerari (Chaves)	45	Anibaba (Pause) 61
Barouch (Segares)	61	Cuesta (unassisted) 76
Chaves (unassisted)	37	
Oduro (Nazariti)	7	Cuesta (Paladini) 48 ; Barouch (unassisted) 51; Barouch (Chaves) 69
Grazzini (penalty kick)	32	Oduro (Nyarko) 61

## CHIVAS USA PLAYOFF HISTORY

vs. Team	No. of Series		GP	W-L-T	OT	ShO	GF	GA	Last		Series Result
	Series	W-L							Mtg.	Round	
Kansas City	1	0-1	2	0-1-1	0-0-0	0-0	0	1	2007	Quarterfinals	Lost 1 games to 0
Los Angeles	1	0-1	2	0-1-1	0-0-0	0-0	2	3	2009	Quarterfinals	Lost 1 games to 0
Real Salt Lake	1	0-1	2	0-1-1	0-0-0	0-0	2	3	2008	Quarterfinals	Lost 1 games to 0
Houston	1	0-1	2	1-1-0	0-0-0	0-0	2	3	2006	Quarterfinals	Lost Series Tie-Breaker
<b>TOTALS</b>	<b>4</b>	<b>0-4</b>	<b>8</b>	<b>1-4-3</b>	<b>0-0-0</b>	<b>0-0</b>	<b>6</b>	<b>10</b>			

## CHIVAS USA – ALL-TIME POSTSEASON RESULTS

DATE	OPPONENT	RESULT	ATT.	W-L-T	RD.	GOALS:
10/22/2006	Houston	W 2-1	15,110	1-0-0	QTR	CHV: Razov (45) Palencia (68); HOU: Ching (75)
10/29/2006	at Houston	L 0-2	17,440	1-1-0	QTR	HOU: Davis (64) Ching (90)
DATE	OPPONENT	RESULT	ATT.	W-L-T	RD.	GOALS:
10/27/2007	at Kansas City	L 0-1	12,442	0-1-0	QTR	KC: Arnaud (35)
11/03/2007	Kansas City	T 0-0	19,711	0-1-1	QTR	
DATE	OPPONENT	RESULT	ATT.	W-L-T	RD.	NOTES:
11/01/2008	at Real Salt Lake	L 0-1	14,719	0-1-0	QTR	RSL: Movsisyan (90)
11/08/2008	Real Salt Lake	T 2-2	19,265	0-1-1	QTR	CHV: Kljestan (30) Braun (83); RSL: Kovalenko (39) Morales (77)
DATE	OPPONENT	RESULT	ATT.	W-L-T	RD.	NOTES:
11/01/2009	Los Angeles	T 2-2	25,218	0-0-1	QTR	CHV: Maicon Santos (4) Galindo (50); LA: Magee (14) Donovan (41)
11/08/2009	at Los Angeles	L 0-1	27,000	0-1-1	QTR	LA: Donovan (73)

## 2011 CHIVAS USA STATISTICS (8-14-12, 36 pts.)

UNF	POS	PLAYER	GP	GS	MIN	G	A	SHT	SOG	FC	FS	OFF	CK	C	E
9	F	Juan Pablo Angel (TOT)	31	26	2314	10	1	78	32	29	13	36	0	2	0
9	F	Juan Pablo Angel (CHV)	9	9	795	7	0	39	16	9	6	12	0	2	0
10	M	Nick LaBrocca	34	34	3058	8	6	77	25	29	38	8	12	4	0
17	F	Justin Braun	29	22	2055	8	5	69	29	42	32	16	1	4	0
15	F	Alejandro Moreno	24	22	2016	5	2	30	12	42	48	11	0	0	0
23	F	Marcos Mondaini	24	20	1493	3	2	28	13	17	35	6	49	1	1
21	M	Ben Zemanski	28	23	2056	2	4	22	5	30	25	0	0	6	0
11	M	Michael Lahoud	23	17	1341	1	3	12	3	19	13	1	0	4	0
8	D	Mariano Trujillo	12	0	451	1	2	5	2	10	3	0	1	2	0
19	F	Jorge Flores	25	24	1793	1	1	30	12	21	34	1	3	2	1
4	D	Michael Umana	22	21	1796	1	1	9	3	21	13	0	0	3	0
2	D	Andrew Boyens	12	10	909	1	0	7	4	12	3	0	0	1	1
12	D	Jimmy Conrad	2	2	180	1	0	3	1	1	3	0	0	1	0
16	M	Laurent Courtois	11	3	454	1	0	12	4	6	6	2	11	0	0
99	F	Victor Estupinan	9	3	320	1	0	11	6	10	5	2	0	1	0
13	D	Ante Jazic	28	28	2468	0	7	6	2	22	13	2	0	3	0
18	M	Blair Gavin	18	11	958	0	3	12	3	6	10	3	4	0	0
3	D	Heath Pearce	30	29	2581	0	3	10	0	13	13	0	62	2	0
7	M	Simon Elliott	24	21	1824	0	2	17	1	19	21	0	20	3	0
6	M	Francisco Mendoza	12	2	281	0	2	5	2	5	3	0	0	0	0
14	M	Gerson Mayen	4	1	106	0	1	0	0	2	3	0	5	0	0
5	M	Paulo Nagamura	11	6	544	0	1	8	0	9	6	0	2	2	0
14	F	Tristan Bowen	3	0	60	0	0	2	0	2	2	0	2	0	0
27	F	Chris Cortez	9	1	207	0	0	4	1	7	3	2	0	1	0
1	G	Dan Kennedy	32	32	2880	0	0	0	0	0	3	0	0	2	0
77	D	David Junior Lopes	8	7	580	0	0	4	0	13	8	0	0	2	1
22	G	Zach Thornton	2	2	180	0	0	0	0	0	0	0	0	0	0
20	D	Zarek Valentin	25	24	2114	0	0	4	0	20	13	1	0	5	0
30	G	Sergio Arias	0	0	0	0	0	0	0	0	0	0	0	0	0
77	M	Chukwudi Chijindu	0	0	0	0	0	0	0	0	0	0	0	0	0
59	M	Bryan de la Fuente	0	0	0	0	0	0	0	0	0	0	0	0	0
		Team totals	34	34	3060	41	45	426	144	387	391	67	172	51	4
		Opponent totals	34	34	3060	43	36	424	149	391	387	124	158	45	4

GAME-WINNING GOALS: Justin Braun 2, Ben Zemanski 1, Mariano Trujillo 1, Alejandro Moreno 1  
 Marcos Mondaini 1, Nick LaBrocca 1, Juan Pablo Angel 1

GAME-WINNING ASSISTS: Ante Jazic 3, Justin Braun 3, Ben Zemanski 1, Paulo Nagamura 1  
 Alejandro Moreno 1

PENALTY KICK GOALS/ATTEMPTS: None

### CHIVAS USA INDIVIDUAL GOALKEEPING

UNF	POS	GOALKEEPER	GP	GS	MIN	SHTS	SV	GA	GAA	PG	PA	W	L	T	SO
1	G	Dan Kennedy	32	32	2880	142	100	39	1.22	2	4	8	12	12	9
22	G	Zach Thornton	2	2	180	7	3	4	2.00	0	0	0	2	0	0
		Team totals	34	34	3060	149	103	43	1.26	2	4	8	14	12	9
		Opponent totals	34	34	3060	144	101	41	1.21	0	0	14	8	12	12

\* = Played with other teams in 2011. Only Chivas USA statistics listed here.

## CHIVAS USA 2011 SCHEDULE

DAY	DATE	OPPONENT	RESULT	ATT.	W-L-T	POS.	PTS	GOALS:
Sat.	Mar. 19	Sporting KC	L 2-3	18,122	0-1-0	T6	0	CHV: Conrad (56) Zemanski (84); KC: Sapong (2) Bravo (45,74)
Sat.	Mar. 26	Colorado	L 0-1	13,027	0-2-0	T7	0	COL: AmariKwa (32)
Sat.	Apr. 2	at Toronto FC	T 1-1	18,968	0-2-1	0	1	CHV: Moreno (2); TOR: Gordon (36)
Sat.	Apr. 9	Columbus	T 0-0	13,385	0-2-2	8	2	
Sat.	Apr. 16	at Vancouver	T 0-0	20,809	0-2-3	9	3	
Sat.	Apr. 23	at San Jose	W 2-1	10,525	1-2-3	T7	6	CHV: Moreno (45) Trujillo (85); SJ: Wondolowski (16)
Sat.	Apr. 30	New England	W 3-0	14,058	2-2-3	6	9	CHV: LaBrocca (22) Mondaini (45) Moreno (57)
Sat.	May 7	at Real Salt Lake	L 0-1	14,313	2-3-3	7	9	RSL: Johnson (87)
Sun.	May 15	at New York	W 3-2	16,365	3-3-3	7	12	CHV: Braun (6,31,56); NY: Henry (21) De Rosario (35)
Sat.	May 21	Los Angeles	L 0-1	27,000	3-4-3	T7	12	LA: Barrett (26)
Sat.	May 28	at Columbus	T 3-3	9,431	3-4-4	T7	13	CHV: LaBrocca (4) Boyens (37) Flores (57); CLB: Mendoza (17,52) Ekpo (64)
Wed.	June 1	Vancouver	T 1-1	11,753	3-4-5	7	14	CHV: LaBrocca (46); VAN: Camilo (48)
Sat.	June 4	Portland	W 1-0	14,076	4-4-5	T6	17	CHV: Mondaini (70)
Sat.	June 11	at Houston	L 1-2	19,333	4-5-5	T7	17	CHV: Mondaini (7); HOU: Cameron (29) own goal (55)
Sat.	June 18	FC Dallas	L 1-2	11,253	4-6-5	T7	17	CHV: Lahoud (71); DAL: Shea (22) Goncalves (85)
Sat.	June 25	at Philadelphia	L 2-3	18,139	4-7-5	8	17	CHV: Umana (28) Braun (77); PHI: Paunovic (48) Ruiz (69) Mwanga (82)
Sat.	July 2	Chicago	T 1-1	15,152	4-7-6	T7	18	CHV: LaBrocca (46); CHI: Oduro (26)
Wed.	July 6	San Jose	W 2-0	9,425	5-7-6	T6	21	CHV: Zemanski (64) LaBrocca (84)
Sat.	July 9	at Sporting KC	T 1-1	18,467	5-7-7	T6	22	CHV: LaBrocca (30); KC: Bravo (90)
Sat.	July 16	New York	T 0-0	14,838	5-7-8	T6	23	
Sat.	July 23	Houston	W 3-0	11,013	6-7-8	6	26	CHV: Braun (31,40,86)
Sun.	July 31	at FC Dallas	L 0-1	10,023	6-8-8	0	26	DAL: Chavez (26)
Sat.	Aug. 6	at New England	W 3-2	11,523	7-8-8	6	29	CHV: Moreno (31,80) LaBrocca (59); NE: Joseph (69) Fagundez (86)
Sat.	Aug. 13	at Seattle	T 0-0	36,364	7-8-9	0	30	
Sat.	Aug. 20	at Colorado	T 2-2	16,852	7-8-10	6	31	CHV: Angel (36) Courtois (86); COL: Folan (13) Larentowicz (69)
Wed.	Aug. 24	at Portland	L 0-1	18,627	7-9-10	7	31	POR: Brunner (44)
Sat.	Aug. 27	Real Salt Lake	L 0-1	14,127	7-10-1	7	31	RSL: Saborio (11)
Sat.	Sept. 10	D.C. United	L 0-3	12,245	7-11-1	7	31	DC: Davies (11,15,66)
Sat.	Sept. 17	at Chicago	L 2-3	15,246	7-12-1	7	31	CHV: Angel (61) LaBrocca (63); CHI: Gibbs (2) own goal (26) Oduro (85)
Wed.	Sept. 21	at D.C. United	T 2-2	14,849	7-12-1	0	32	CHV: Angel (57,70); DC: De Rosario (39) White (47)
Sat.	Sept. 24	Toronto FC	W 3-0	14,357	8-12-1	7	35	CHV: Angel (12,77) Braun (71)
Sun.	Oct. 2	Philadelphia	T 1-1	16,134	8-12-1	7	36	CHV: Angel (90); PHI: Mapp (59)
Sun.	Oct. 16	at Los Angeles	L 0-1	27,000	8-13-1	0	36	LA: Barrett (53)
Sat.	Oct. 22	Seattle	L 1-3	22,137	8-14-1	8	36	CHV: Estupinan (83); SEA: own goal (53) Fernandez (68) Ochoa (73)





## NON-PLAYOFF TEAMS

### CHIVAS USA – GAME-BY-GAME LOG

Game #1	03/19/2011	CHV 2 vs KC 3	L	Conrad 1 (unassisted)	56; Zemanski 1 (LaBrocca 1)	84	
Game #2	03/26/2011	CHV 0 vs COL 1	L	Moreno 1 (unassisted)	2		
Game #3	04/02/2011	CHV 1 at TOR 1	T				
Game #4	04/09/2011	CHV 0 vs CLB 0	T				
Game #5	04/16/2011	CHV 0 at VAN 0	T				
Game #6	04/23/2011	CHV 2 at SJ 1	W	Moreno 2 (Pearce 1)	46+; Trujillo 1 (unassisted)	85	
Game #7	04/30/2011	CHV 3 vs NE 0	W	LaBrocca 1 (Zemanski 1, Moreno 1)	22; Mondaini 1 (Moreno 2, Jazic 1)	45; Moreno 3 (unassisted)	57
Game #8	05/07/2011	CHV 0 at RSL 1	W				
Game #9	05/15/2011	CHV 3 at NY 2	L	Braun 1 (LaBrocca 2)	6; Braun 2 (Jazic 2, Pearce 2)	31; Braun 3 (unassisted)	56
Game #10	05/21/2011	CHV 0 vs LA 1	L				
Game #11	05/28/2011	CHV 3 at CLB 3	T	LaBrocca 2 (Braun 1, Elliott 1)	4; Boyens 1 (Pearce 3)	37; Flores 1 (Zemanski 2, Jazic 3)	57
Game #12	06/01/2011	CHV 1 vs VAN 1	T	LaBrocca 3 (Mayen 1)	46		
Game #13	06/04/2011	CHV 1 vs POR 0	W	Mondaini 2 (Nagamura 1)	70		
Game #14	06/11/2011	CHV 1 at HOU 2	L	Mondaini 3 (unassisted)	7		
Game #15	06/18/2011	CHV 1 vs DAL 2	L	Lahoud 1 (unassisted)	71		
Game #16	06/25/2011	CHV 2 at PHI 3	L	Umana 1 (Zemanski 3, LaBrocca 3)	28; Braun 4 (Flores 1)	77	
Game #17	07/02/2011	CHV 1 vs CHI 1	T	LaBrocca 4 (Lahoud 1)	46		
Game #18	07/06/2011	CHV 2 vs SJ 0	W	Zemanski 2 (Braun 2)	64; LaBrocca 5 (Mendoza 1)	84	
Game #19	07/09/2011	CHV 1 at KC 1	T	LaBrocca 6 (Braun 3, Gavin 1)	30		
Game #20	07/16/2011	CHV 0 vs NY 0	T				
Game #21	07/23/2011	CHV 3 vs HOU 0	W	Braun 5 (Jazic 4)	31; Braun 6 (Gavin 2)	40; Braun 7 (Jazic 5, Mendoza 2)	86
Game #22	07/31/2011	CHV 0 at DAL 1	L				
Game #23	08/06/2011	CHV 3 at NE 2	W	Moreno 4 (LaBrocca 4, Elliott 2)	31; LaBrocca 7 (unassisted)	59; Moreno 5 (Jazic 6, Braun 4)	80
Game #24	08/13/2011	CHV 0 at SEA 0	T				
Game #25	08/20/2011	CHV 2 at COL 2	T				
Game #26	08/24/2011	CHV 0 at POR 1	L	Angel 4 (LaBrocca 5)	36; Courtois 1 (Lahoud 2)	86	
Game #27	08/27/2011	CHV 0 vs RSL 1	L				
Game #28	09/10/2011	CHV 0 vs DC 3	L				
Game #29	09/17/2011	CHV 2 at CHI 3	L	Angel 5 (Trujillo 1)	61; LaBrocca 8 (unassisted)	63	
Game #30	09/21/2011	CHV 2 at DC 2	T	Angel 6 (LaBrocca 6)	57; Angel 7 (unassisted)	70	
Game #31	09/24/2011	CHV 3 vs TOR 0	W	Angel 8 (Jazic 7, Braun 5)	12; Braun 8 (Umana 1, Mondaini 1)	71; Angel 9 (Zemanski 4)	77
Game #32	10/02/2011	CHV 1 vs PHI 1	T	Angel 10 (Lahoud 3, Gavin 3)	90		
Game #33	10/16/2011	CHV 0 at LA 1	L				
Game #34	10/22/2011	CHV 1 vs SEA 3	L	Estupinan 1 (Mondaini 2, Trujillo 2)	83		



NON-PLAYOFF TEAMS

CHIVAS USA –CUP COMPETITIONS – GAME-BY-GAME

U.S. OPEN CUP

#	Player	1R	POR
1	Dan Kennedy	90G	0-2
2	Andrew Boyens	90D	
3	Heath Pearce	90D	
4	Michael Umata		
5	Paulo Nagamura		
6	Francisco Mendoza	45M	
7	Tristan Bowen	2	
8	Mariano Trujillo		
9	Simon Elliott		
10	Nick Labrocca	90M	
11	Michael Lahoud	90M	
12	Jimmy Conrad		
13	Ante Jazic	27	
14	Gerson Mayen		
15	Alejandro Moreno		
17	Justin Braun	90M	
18	Blair Gavin		
19	Jorge Flores	45	
20	Zarek Valentin		
21	Ben Zemanski	88D	
22	Zach Thornton		
23	Marcos Mondaini	90M	
30	Sergio Arias		
33	Seth Owens	63D	
59	Bryan de la Fuente		
77	Chukwudi Chijindu		
99	Victor Estupinan	90F	

U.S. OPEN CUP

1R 03/29/2011 CHV 0 at POR 2 L

D.C. UNITED PLAYOFF HISTORY

vs. Team	No. of Series		GP	W-L-T	OT	ShO	GF	GA	Last		
	Series	W-L							Mtg.	Round	Series Result
Chicago	4	0-4	7	0-5-2	0-0-0	0-0	2	13	2007	Quarterfinals	Lost 1 games to 0
Colorado	1	1-0	1	1-0-0	0-0-0	0-0	2	1	1997	MLS Cup '97	Won MLS Cup '97
Columbus	3	3-0	8	6-2-0	0-0-0	0-0	18	12	1999	East Finals	Won 2 games to 1
Kansas City	1	1-0	1	1-0-0	0-0-0	0-0	3	2	2004	MLS Cup '04	Won MLS Cup '04
Los Angeles	2	2-0	2	2-0-0	1-0-0	0-0	5	2	1999	MLS Cup '99	Won MLS Cup '99
New England	3	2-1	4	3-1-0	1-0-0	2-0	8	6	2006	Semifinals	Lost 1 games to 0
New York	3	3-0	7	5-1-1	0-0-0	0-1	11	4	2006	Quarterfinals	Won 1 games to 0
Miami	2	2-0	4	4-0-0	0-0-0	2-0	4	1	1999	East Semifinals	Won 2 games to 0
Tampa Bay	1	1-0	2	2-0-0	0-0-0	0-0	6	2	1996	East Finals	Won 2 games to 0
TOTALS	20	15-5	36	24-9-3	2-0-0	4-1	59	43			

D.C. UNITED – ALL-TIME POSTSEASON RESULTS

DATE	OPPONENT	RESULT	ATT.	W-L-T	RD.	GOALS:
09/24/1996	at MetroStars	L 2-3	14,416	0-1-0	QTR	DC: Diaz Arce (24) Moreno (56); MET: De Avila (38) Savarese (75)
09/27/1996	MetroStars	W 1-0	21,442	1-1-0	QTR	DC: Etcheverry (72)
10/02/1996	MetroStars	W 2-1	20,423	2-1-0	QTR	DC: Rammel (67) Diaz Arce (89); MET: De Avila (86)
10/10/1996	Tampa Bay	W 4-1	23,566	3-1-0	SEM	DC: Diaz Arce (36,58,60) Rammel (54); TB: Lassiter (42)
10/12/1996	at Tampa Bay	W 2-1	9,339	4-1-0	SEM	DC: Williams (49) Diaz Arce (82); TB: Ralston (14)
10/20/1996	at Los Angeles	W 3-2 (OT)	34,643	5-1-0	FIN	DC: Sanneh (73) Medved (81) Pope (94); LA: Hurtado (5) Armas (56)
10/05/1997	New England	W 4-1	12,540	1-0-0	QTR	DC: Wegerle (13,56) Moreno (65,76); NE: Burns (89)
10/08/1997	at New England	W 2-1	16,233	2-0-0	QTR	DC: Williams (53); NE: Moore (72)
10/12/1997	Columbus	W 3-2	11,820	3-0-0	SEM	DC: Sanneh (9,45) Diaz Arce (29); CLB: Farrell (57) Dooley (73)
10/15/1997	at Columbus	W 1-0	9,506	4-0-0	SEM	DC: Diaz Arce (47)
10/26/1997	Colorado	W 2-1	57,431	5-0-0	FIN	DC: Moreno (37) Sanneh (68); COL: Paz (75)
09/30/1998	Miami	W 2-1	15,187	1-0-0	QTR	DC: Lassiter (28) Moreno (38); MIA: McLaren (69)
10/04/1998	at Miami	W 1-0	13,128	2-0-0	QTR	
10/11/1998	Columbus	W 2-0	17,755	3-0-0	SEM	DC: Sanneh (68) Etcheverry (78)
10/18/1998	at Columbus	L 2-4	13,193	3-1-0	SEM	DC: Sanneh (65) Lassiter (77); CLB: McBride (8,47) Dooley (37) John (81)
10/21/1998	Columbus	W 3-0	21,453	4-1-0	SEM	DC: Agoos (12) Lassiter (44,79)
10/25/1998	at Chicago	L 0-2	51,350	4-2-0	FIN	CHI: Podbrozny (29) Gutierrez (45)
10/16/1999	Miami	W 2-0	18,011	1-0-0	QTR	DC: Moreno (34,88)
10/24/1999	at Miami	W 1-0	8,446	2-0-0	QTR	
10/31/1999	Columbus	W 2-1	14,529	3-0-0	SEM	DC: Moreno (15) Olsen (72); CLB: Cunningham (82)
11/07/1999	at Columbus	L 1-5	12,778	3-1-0	SEM	DC: Lassiter (7); CLB: Elcock (20) Cunningham (41) John (48,61,84)
11/13/1999	Columbus	W 4-0	21,451	4-1-0	SEM	DC: Moreno (17) Lassiter (34,52) Etcheverry (86)
11/21/1999	at Los Angeles	W 2-0	44,910	5-1-0	FIN	DC: Moreno (19) Olsen (45)
11/01/2003	Chicago	L 0-2	15,202	0-1-0	QTR	CHI: Williams (4) Razov (90)
11/09/2003	at Chicago	L 0-2	15,312	0-2-0	QTR	CHI: Ralph (17) Razov (55)
10/23/2004	at MetroStars	W 2-0	11,161	1-0-0	QTR	DC: Stewart (67) Eskandarian (88)
10/30/2004	MetroStars	W 2-0	15,763	2-0-0	QTR	DC: Moreno (85) Namoff (89)
11/06/2004	New England	W 3-3 (OT)	21,201	3-0-0	SEM	DC: Eskandarian (11) Moreno (21) Gomez (67); NE: Twellman (17) Ralston (44) Noonan (85)
11/14/2004	at Kansas City	W 3-2	25,797	4-0-0	FIN	DC: Eskandarian (19,23) own goal (26); KC: Burciaga (6) Wolff (58)
10/21/2005	at Chicago	T 0-0	11,493	0-0-1	QTR	
10/30/2005	Chicago	L 0-4	20,089	0-1-1	QTR	CHI: Stewart (10) Guerrero (37,45) Marsch (67)
10/21/2006	at New York	W 1-0	8,630	1-0-0	QTR	DC: Gomez (77)
10/29/2006	New York	T 1-1	21,455	1-0-1	QTR	DC: Gomez (86); NY: Altidore (70)
11/05/2006	New England	L 0-1	19,552	1-1-1	SEM	NE: Twellman (4)
10/25/2007	at Chicago	L 0-1	17,834	0-1-0	QTR	CHI: Rolfe (14)
11/01/2007	Chicago	T 2-2	19,438	0-1-1	QTR	DC: Simms (69) Gomez (74); CHI: Barrett (31) Rolfe (33)

## 2011 D.C. UNITED STATISTICS (9-13-12, 39 pts.)

UNF	POS	PLAYER	GP	GS	MIN	G	A	SHT	SOG	FC	FS	OFF	CK	C	E
7	M	Dwayne De Rosario (TOT)	33	31	2781	16	12	113	44	57	46	45	16	3	0
7	M	Dwayne De Rosario (DC)	18	17	1488	13	7	76	31	33	30	28	2	1	0
9	F	Charlie Davies	26	18	1553	11	1	34	19	23	22	14	0	3	0
13	M	Chris Pontius	25	25	2114	7	5	53	20	18	33	3	4	2	0
16	F	Josh Wolff	30	23	1924	5	7	41	17	17	36	19	3	1	0
14	M	Andy Najar	31	28	2522	5	6	57	20	44	38	4	64	2	1
2	M	Brandon McDonald (TOT)	29	26	2294	2	0	10	3	29	13	1	0	6	1
2	M	Brandon McDonald (DC)	18	18	1599	1	0	9	2	22	7	1	0	4	0
25	M	Santino Quaranta	21	10	1091	1	4	22	5	22	15	2	31	2	1
29	F	Blake Brettschneider	15	9	789	1	2	20	5	13	8	15	0	1	0
3	M	Austin da Luz (TOT)	21	9	983	1	2	16	5	9	2	1	7	5	0
3	M	Austin da Luz (DC)	14	5	616	0	1	12	4	4	1	1	7	3	0
4	D	Marc Burch	17	11	1117	1	1	7	1	10	8	0	0	4	0
20	M	Stephen King	20	11	1068	1	0	18	5	8	10	0	0	0	0
23	M	Perry Kitchen	31	30	2726	1	0	11	2	33	24	0	0	4	0
15	D	Ethan White	24	21	1928	1	0	6	4	14	1	2	0	3	0
21	D	Daniel Woolard	26	26	2254	1	0	7	1	16	23	0	1	0	0
22	D	Chris Korb	12	12	1020	0	2	0	0	7	9	0	0	0	0
10	M	*Dax McCarty	13	11	946	0	2	10	2	12	13	1	30	1	0
27	M	Fred	17	5	596	0	1	10	1	14	10	1	0	3	0
12	D	Jed Zayner	4	4	311	0	1	0	0	9	4	0	0	0	0
24	M	Brandon Barklage	4	0	38	0	0	2	1	1	0	0	0	0	0
8	M	Branko Boskovic	4	1	124	0	0	8	2	1	1	0	4	0	0
3	D	Rodrigo Brascosco	3	2	155	0	0	0	0	1	1	0	0	0	0
1	G	Steve Cronin	2	0	126	0	0	0	0	0	0	0	0	0	0
28	G	Bill Hamid	28	28	2392	0	0	0	0	3	3	0	0	1	1
5	D	Dejan Jakovic	15	15	1324	0	0	2	1	18	9	0	0	3	1
6	M	Kurt Morsink	2	2	157	0	0	0	0	0	3	0	0	1	0
11	F	Joseph Ngwenya	16	7	629	0	0	12	7	20	11	7	0	1	0
20	G	Pat Onstad	3	3	270	0	0	0	0	0	1	0	0	1	0
19	M	Clyde Simms	29	29	2404	0	0	10	1	20	5	0	0	2	0
31	G	Joe Willis	3	3	270	0	0	0	0	0	0	0	0	0	0
18	D	Devon McTavish	0	0	0	0	0	0	0	0	0	0	0	0	0
17	M	Conor Shanosky	0	0	0	0	0	0	0	0	0	0	0	0	0
		Team totals	34	34	3060	49	40	427	151	383	367	98	146	43	4
		Opponent totals	34	34	3060	52	46	466	156	367	383	79	133	38	3

GAME-WINNING GOALS: Dwayne De Rosario 3, Charlie Davies 3, Chris Pontius 2, Josh Wolff 1

 GAME-WINNING ASSISTS: Andy Najar 3, Josh Wolff 2, Dwayne De Rosario 2, Chris Pontius 1  
 Blake Brettschneider 1

PENALTY KICK GOALS/ATTEMPTS: Charlie Davies 4-5, Dwayne De Rosario 2-3, Chris Pontius 2-2

## D.C. UNITED INDIVIDUAL GOALKEEPING

UNF	POS	GOALKEEPER	GP	GS	MIN	SHTS	SV	GA	GAA	PG	PA	W	L	T	SO
31	G	Joe Willis	3	3	270	16	12	4	1.33	0	0	1	2	0	1
28	G	Bill Hamid	28	28	2392	114	77	37	1.39	4	4	7	9	10	7
20	G	Pat Onstad	3	3	270	16	8	7	2.33	2	2	1	2	0	0
1	G	Steve Cronin	2	0	126	10	6	4	2.86	0	0	0	0	2	0
		Team totals	34	34	3060	156	103	52	1.53	6	6	9	13	12	8
		Opponent totals	34	34	3060	151	97	49	1.44	8	10	13	9	12	8

\* = Played with other teams in 2011. Only D.C. United statistics listed here.

## D.C. UNITED 2011 SCHEDULE

DAY	DATE	OPPONENT	RESULT	ATT.	W-L-T	POS.	PTS	NOTES:
Sat.	Mar. 19	Columbus	W 3-1	18,132	1-0-0	T1	3	DC: Wolff (51) Davies (63,77); CLB: Rogers (79)
Sat.	Mar. 26	at New England	L 1-2	12,914	1-1-0	T5	3	DC: Davies (90); NE: Schilawski (8) Joseph (17)
Sun.	Apr. 3	at Colorado	L 1-4	9,857	1-2-0	8	3	DC: Quaranta (70); COL: Folan (38,81) Smith (71) Cummings (90)
Sat.	Apr. 9	Los Angeles	T 1-1	26,622	1-2-1	T6	4	DC: Davies (90); LA: Magee (12)
Sat.	Apr. 16	at Toronto FC	W 3-0	16,313	2-2-1	4	7	DC: Pontius (5,73) Davies (10)
Thu.	Apr. 21	New York	L 0-4	18,052	2-3-1	5	7	NY: Henry (12,38) Lindpere (76) Agudelo (90)
Fri.	Apr. 29	at Houston	L 1-4	20,577	2-4-1	T6	7	DC: Burch (39); HOU: Bruin (4,41,57) Weaver (62)
Wed.	May 4	Seattle	W 2-1	11,254	3-4-1	5	10	DC: Wolff (31) Davies (52); SEA: Evans (71)
Sat.	May 7	FC Dallas	T 0-0	11,504	3-4-2	5	11	
Sat.	May 14	Colorado	T 1-1	12,499	3-4-3	6	12	DC: Pontius (62); COL: Moor (23)
Sun.	May 29	at Portland	W 3-2	18,627	4-4-3	0	15	DC: Kitchen (13) Pontius (75) Wolff (85); POR: Jewsbury (68) Perlaza (88)
Fri.	June 3	at Los Angeles	T 0-0	20,036	4-4-4	T3	16	
Sat.	June 11	San Jose	L 2-4	14,105	4-5-4	5	16	DC: Najjar (13) Brettschneider (34); SJ: Lenhart (15,22,60) Dawkins (49)
Sat.	June 18	at Real Salt Lake	T 1-1	16,841	4-5-5	5	17	DC: Davies (85); RSL: Espindola (38)
Sat.	June 25	Houston	T 2-2	15,734	4-5-6	5	18	DC: Pontius (31) Davies (73); HOU: Davis (41) Ching (89)
Sat.	July 2	Philadelphia	T 2-2	13,365	4-5-7	T5	19	DC: Wolff (44) Najjar (58); PHI: own goal (49) Ruiz (84)
Sat.	July 9	at New York	W 1-0	22,200	5-5-7	0	22	DC: De Rosario (61)
Sat.	July 16	at FC Dallas	T 0-0	10,802	5-5-8	T5	23	
Wed.	July 20	New England	L 0-1	15,597	5-6-8	T5	23	NE: McCarthy (73)
Sat.	July 30	at San Jose	W 2-0	10,525	6-6-8	6	26	DC: De Rosario (57,67)
Sat.	Aug. 6	Toronto FC	T 3-3	11,684	6-6-9	6	27	DC: De Rosario (19,64,88); TOR: Marosevic (52) de Guzman (69) Koevermans (86)
Sat.	Aug. 13	Vancouver	W 4-0	11,738	7-6-9	T4	30	DC: Pontius (45,70) Najjar (48) King (81)
Thu.	Aug. 18	at Chicago	T 1-1	15,818	7-6-10	T5	31	DC: Wolff (73); CHI: Grazzini (59)
Sun.	Aug. 21	at Sporting KC	L 0-1	15,352	7-7-10	6	31	KC: Kamara (19)
Sat.	Sept. 10	at Chivas USA	W 3-0	12,245	8-7-10	5	34	DC: Davies (11,15,66)
Sat.	Sept. 17	at Seattle	L 0-3	36,242	8-8-10	6	34	SEA: Fucito (35) Fernandez (45,60)
Wed.	Sept. 21	Chivas USA	T 2-2	14,849	8-8-11	6	35	DC: De Rosario (39) White (47); CHV: Angel (57,70)
Sat.	Sept. 24	Real Salt Lake	W 4-1	16,367	9-8-11	6	38	DC: Najjar (13) De Rosario (22,27,31); RSL: Saborio (86)
Thu.	Sept. 29	at Philadelphia	L 2-3	17,963	9-9-11	0	38	DC: De Rosario (22) Najjar (30); PHI: Le Toux (4,15) M. Farfan (57)
Sun.	Oct. 2	at Columbus	L 1-2	15,566	9-10-1	0	38	DC: Woolard (37); CLB: own goal (48) Gaven (60)
Wed.	Oct. 12	at Vancouver	L 1-2	17,288	9-11-1	6	38	DC: McDonald (57); VAN: Camilo (1) Tan (46)
Sat.	Oct. 15	Chicago	L 1-2	16,548	9-12-1	7	38	DC: De Rosario (90); CHI: Grazzini (90) Chaves (90)
Wed.	Oct. 19	Portland	T 1-1	14,317	9-12-1	7	39	DC: De Rosario (73); POR: Cooper (24)
Sat.	Oct. 22	Sporting KC	L 0-1	15,965	9-13-1	7	39	KC: Besler (54)



## NON-PLAYOFF TEAMS

### D.C. UNITED – GAME-BY-GAME LOG

Game #	Date	Opponent	Score	Result	Key Events
Game #1	03/19/2011	DC 3 vs CLB 1	W	W	Wolff 1 (Zayner 1) 51; Davies 1 (penalty kick) 63; Davies 2 (Burch 1) 77
Game #2	03/26/2011	DC 1 at NE 2	L	L	Davies 3 (penalty kick) 91+
Game #3	04/03/2011	DC 1 at COL 4	L	L	Quaranta 1 (Korb 1) 70
Game #4	04/09/2011	DC 1 vs LA 1	T	T	Davies 4 (penalty kick) 90
Game #5	04/16/2011	DC 3 at TOR 0	W	W	Pontius 1 (unassisted) 5; Davies 5 (unassisted) 10; Pontius 2 (Fred 1) 73
Game #6	04/21/2011	DC 0 vs NY 4	L	L	
Game #7	04/29/2011	DC 1 at HOU 4	L	L	Burch 1 (McCarty 1, Wolff 1) 39
Game #8	05/04/2011	DC 2 vs SEA 1	W	W	Wolff 2 (Davies 1, Najjar 1) 31; Davies 6 (Wolff 2, Najjar 2) 52
Game #9	05/07/2011	DC 0 vs DAL 0	T	T	
Game #10	05/14/2011	DC 1 vs COL 1	T	T	Pontius 3 (penalty kick) 62
Game #11	05/29/2011	DC 3 at POR 2	W	W	Kitchen 1 (Brettschneider 1) 13; Pontius 4 (penalty kick) 75; Wolff 3 (Brettschneider 2) 85
Game #12	06/03/2011	DC 0 at LA 0	T	T	
Game #13	06/11/2011	DC 2 vs SJ 4	L	L	Najjar 1 (Wolff 3) 13; Brettschneider 1 (Korb 2) 34
Game #14	06/18/2011	DC 1 at RSL 1	T	T	Davies 7 (penalty kick) 85
Game #15	06/25/2011	DC 2 vs HOU 2	T	T	Pontius 5 (Wolff 4, McCarty 2) 31; Davies 8 (unassisted) 73
Game #16	07/02/2011	DC 2 vs PHI 2	T	T	Wolff 4 (De Rosario 6, Najjar 3) 44; Najjar 2 (unassisted) 58
Game #17	07/09/2011	DC 1 at NY 0	W	W	De Rosario 4 (Wolff 5) 61
Game #18	07/16/2011	DC 0 at DAL 0	T	T	
Game #19	07/20/2011	DC 0 vs NE 1	L	L	
Game #20	07/30/2011	DC 2 at ST 0	W	W	De Rosario 5 (Najjar 4) 57; De Rosario 6 (Pontius 2) 67
Game #21	08/06/2011	DC 3 vs TOR 3	T	T	De Rosario 7 (Quaranta 1) 19; De Rosario 8 (unassisted) 64; De Rosario 9 (penalty kick) 88
Game #22	08/13/2011	DC 4 vs VAN 0	W	W	Pontius 6 (De Rosario 7) 47+; Najjar 3 (Quaranta 2) 48; Pontius 7 (unassisted) 70; King 1 (De Rosario 8) 81
Game #23	08/18/2011	DC 1 at CHI 1	T	T	Wolff 5 (Quaranta 3) 73
Game #24	08/21/2011	DC 0 at KC 1	L	L	
Game #25	09/10/2011	DC 3 at CHY 0	W	W	Davies 9 (Pontius 3, De Rosario 9) 11; Davies 10 (Pontius 4) 15; Davies 11 (Pontius 5, De Rosario 10) 66
Game #26	09/17/2011	DC 0 at SEA 3	L	L	
Game #27	09/21/2011	DC 2 vs CHY 2	T	T	De Rosario 10 (Najjar 5) 39; White 1 (unassisted) 47
Game #28	09/24/2011	DC 4 vs RSL 1	W	W	Najjar 4 (De Rosario 11) 13; De Rosario 11 (Najjar 6) 22; De Rosario 12 (Wolff 6) 27; De Rosario 13 (u/a) 31
Game #29	09/29/2011	DC 2 at PHI 3	L	L	De Rosario 14 (da Luz 2) 22; Najjar 5 (unassisted) 30
Game #30	10/02/2011	DC 1 at CLB 2	L	L	Woolard 1 (De Rosario 12) 37
Game #31	10/12/2011	DC 1 at VAN 2	L	L	McDonald 2 (Quaranta 4) 57
Game #32	10/15/2011	DC 1 vs CHI 2	L	L	De Rosario 15 (penalty kick) 90
Game #33	10/19/2011	DC 1 vs POR 1	T	T	De Rosario 16 (Wolff 7) 73
Game #34	10/22/2011	DC 0 vs KC 1	L	L	





NON-PLAYOFF TEAMS

D.C. UNITED –CUP COMPETITIONS – GAME-BY-GAME

#	Player	U.S. OPEN CUP		
		Q1	Q2	
		PHI	NE	
		2-2	2-3	
1	Steve Cronin	41D	79D	
3	Rodrigo Brasesco			
4	Marc Burch			
5	Dejan Jakovic	79	90M	
6	Kurt Morsink			
7	Stephen King	120M	90M	
8	Branco Boskovic	120M	90M	
9	Charlie Davies		22	
10	Dax McCarty		11	
11	Joseph Ngwenya	120F	68F	
12	Jed Zayner			
13	Chris Pontius	31	26	
14	Andy Najjar	120M	90M	
15	Ethan White	120D	90D	
16	Josh Wolff	120F		
17	Conor Shanosky			
18	Devon McTavish			
19	Clyde Simms			
20	Pat Onstad			
21	Daniel Woolard	120D	90D	
22	Chris Korb			
23	Perry Kitchen			
24	Brandon Barklage	120D	90D	
25	Santino Quaranta		90M	
27	Fred		89M	
28	Bill Hamid	120G	64F	
29	Blake Brettschneider			
30	Junior Carreiro			
31	Joe Willis			

U.S. OPEN CUP		DC		PHI		W (4-2 pens)		Wolff (Ngwenya) 45; Woolard 111	
1R	04/06/2011	2 vs	NE	2	3	L			
2R	04/26/2011	DC	2 vs	NE	3	L			Boskovic (Davies) 73; Boskovic (Najjar) 82

## NEW ENGLAND REVOLUTION PLAYOFF HISTORY

### PLAYOFF HISTORY

vs. Team	No. of Series	Series W-L	GP	W-L-T	OT	ShO	GF	GA	Mtg.	Round	Series Result
Chicago	8	4-4	15	7-7-1	1-1-0	0-0	14	20	2009	Quarterfinals	Lost Series Tie-Breaker
Columbus	2	2-0	5	2-0-3	0-0-2	0-0	5	3	2004	Quarterfinals	Won 1 games to 0
D.C. United	3	1-2	4	1-3-0	0-1-0	0-2	6	8	2006	Semifinals	Won 1 games to 0
Los Angeles	2	0-2	2	0-2-0	0-2-0	0-0	0	2	2005	MLS Cup '05	Lost MLS Cup '05
New York	3	3-0	6	3-1-2	0-0-0	0-0	7	3	2007	Quarterfinals	Won 1 games to 0
Houston	2	0-2	2	0-2-0	0-1-0	0-1	2	3	2007	MLS Cup '07	Lost MLS Cup '07
<b>TOTALS</b>	<b>20</b>	<b>10-10</b>	<b>34</b>	<b>13-15-6</b>	<b>1-5-2</b>	<b>0-3</b>	<b>34</b>	<b>39</b>			

## NEW ENGLAND REVOLUTION -- ALL-TIME POSTSEASON RESULTS

DATE	OPPONENT	RESULT	ATT.	W-L-T	RD.	GOALS:
10/05/1997	at D.C. United	L 1-4	12,540	0-1-0	QTR	NE: Burns (89); DC: Wegerle (13,56) Moreno (65,76)
10/08/1997	D.C. United	L 1-2	16,233	0-2-0	QTR	NE: Moore (72); DC: Williams (53)
09/15/2000	at Chicago	L 1-2	10,476	0-1-0	QTR	NE: Harris (50); CHI: own goal (54) Kovalenko (73)
09/19/2000	Chicago	W 2-1	10,723	1-1-0	QTR	NE: Wynalda (18) Wright (86); CHI: Kovalenko (83)
09/22/2000	at Chicago	L 0-6	5,972	1-2-0	QTR	CHI: Razov (5,65) Stoitchkov (14,17) Nowak (47) George (75)
09/26/2002	Chicago	W 2-0	6,306	1-0-0	QTR	NE: Twellman (13); Hernandez (60)
09/29/2002	at Chicago	L 1-2	9,434	1-1-0	QTR	NE: Kamler (28); CHI: Razov (43,76)
10/02/2002	Chicago	W 2-0	6,954	2-1-0	QTR	NE: Kamler (12); Twellman (65)
10/06/2002	Columbus	T 0-0 (OT)	11,387	2-1-1	SEM	
10/09/2002	at Columbus	W 1-0	10,245	3-1-1	SEM	NE: Heaps (3)
10/12/2002	Columbus	T 2-2 (OT)	9,216	3-1-2	SEM	NE: Ralston (17); Harris (47) CLB: McBride (80) Washington (85)
10/20/2002	at Los Angeles	L 0-1 (OT)	61,316	3-2-2	FIN	LA: Ruiz (113)
11/01/2003	at MetroStars	W 2-0	10,211	1-0-0	QTR	NE: Fabbro (17) Noonan (65)
11/09/2003	MetroStars	T 1-1	14,823	1-0-1	QTR	NE: Noonan (21); MET: Guevara (45)
11/14/2003	at Chicago	L 0-1 (OT)	14,610	1-1-1	SEM	CHI: Armas (101)
10/23/2004	Columbus	W 1-0	5,679	1-0-0	QTR	NE: John (25)
10/31/2004	at Columbus	T 1-1	15,224	1-0-1	QTR	NE: Twellman (81); CLB: Buddle (90)
11/06/2004	at D.C. United	L 3-3 (OT)	21,201	1-1-1	SEM	NE: Twellman (17) Ralston (44) Noonan (85); DC: Eskandarian (11) Moreno (21) Gomez (67)
10/22/2005	at MetroStars	L 0-1	10,003	0-1-0	QTR	MET: Guevara (34)
10/29/2005	MetroStars	W 3-1	9,581	1-1-0	QTR	NE: Cancela (68) Noonan (73) Smith (83); MET: Djorkaeff (59)
11/06/2005	Chicago	W 1-0	18,118	2-1-0	SEM	NE: Dempsey (4)
11/13/2005	Los Angeles	L 0-1 (OT)	21,193	2-2-0	FIN	LA: Ramirez (105)
10/22/2006	at Chicago	L 0-1	10,217	0-1-0	QTR	CHI: Mapp (35)
10/28/2006	Chicago	W 2-1 (OT)	9,372	1-1-0	QTR	NE: Twellman (41) Noonan (58); CHI: Jaqua (18)
11/05/2006	at D.C. United	W 1-0	19,552	2-1-0	SEM	NE: Twellman (4)
11/12/2006	Houston	L 1-1 (OT)	22,427	2-2-0	FIN	NE: Twellman (113); HOU: Ching (114)
10/27/2007	at New York	T 0-0	14,165	0-0-1	QTR	
11/03/2007	New York	W 1-0	10,116	1-0-1	QTR	NE: Twellman (64)
11/08/2007	Chicago	W 1-0	10,317	2-0-1	SEM	NE: Twellman (38)
11/18/2007	Houston	L 1-2	39,859	2-1-1	FIN	NE: Twellman (20); HOU: Ngwenya (61) De Rosario (74)
10/30/2008	Chicago	T 0-0	5,221	0-0-1	QTR	
11/06/2008	at Chicago	L 0-3	17,312	0-1-1	QTR	CHI: Rolfe (45) Conde (49) Segares (74)
11/01/2009	Chicago	W 2-1	7,416	1-0-0	QTR	NE: Osei (45) Joseph (75); CHI: Rolfe (17)
11/07/2009	at Chicago	L 0-2	21,528	1-1-0	QTR	CHI: Thorrrington (35) Blanco (83)

2011 NEW ENGLAND REVOLUTION STATISTICS (5-16-13, 28 pts.)

UNF	POS	PLAYER	GP	GS	MIN	G	A	SHT	SOG	FC	FS	OFF	CK	C	E
21	M	Shalrie Joseph	32	32	2860	8	1	52	23	37	54	6	0	7	1
10	F	Rajko Lekic	23	22	1852	6	1	44	17	37	39	28	0	3	0
22	M	Benny Feilhaber	23	23	2046	4	7	36	11	37	71	1	39	3	1
9	F	Milton Caraglio	12	12	991	3	2	46	15	22	19	13	0	5	0
8	D	Chris Tierney	27	25	2184	2	4	32	8	13	1	0	71	3	2
14	M	Diego Fagundez	6	3	314	2	1	12	4	4	3	2	1	0	0
26	M	Stephen McCarthy	21	18	1428	2	1	12	4	16	6	0	0	4	0
19	F	Monsef Zerka	7	7	511	2	1	14	5	4	12	0	0	0	0
13	M	Ryan Guy	11	6	610	2	0	8	6	5	6	2	0	1	0
33	M	Zak Boggs	20	16	1348	1	1	16	7	9	16	2	7	2	0
45	D	Ryan Cochrane	22	19	1478	1	1	8	1	29	4	0	0	5	1
29	M	Marko Perovic	4	4	262	1	1	10	3	5	3	0	6	1	0
15	F	Zack Schilawski	25	13	1198	1	1	24	9	5	7	7	0	1	0
17	M	Sainey Nyassi	21	8	959	1	0	21	10	15	20	2	0	1	0
5	D	A.J. Soares	28	28	2464	1	0	17	5	27	24	0	0	2	2
9	F	Ilija Stolica	2	0	73	1	0	1	1	2	0	4	0	1	0
28	M	Pat Phelan	20	15	1426	0	3	12	2	24	20	3	0	4	1
7	M	Kenny Mansally	25	9	1140	0	2	29	4	28	29	10	25	3	1
30	D	Kevin Alston	33	33	2954	0	1	14	1	25	45	0	0	1	0
3	D	Didier Domi	9	8	680	0	1	3	0	8	4	0	0	1	0
1	G	Matt Reis	27	27	2430	0	1	0	0	2	6	0	0	0	1
25	D	Darrius Barnes	28	22	2153	0	0	2	1	14	12	1	0	1	0
2	D	Franco Coria	18	14	1250	0	0	4	0	29	5	0	0	5	0
6	M	Ousmane Dabo	3	3	148	0	0	0	0	1	0	0	0	0	0
11	F	Kheli Dube	5	0	114	0	0	3	1	2	1	2	3	0	0
35	M	Ryan Kinne	1	0	1	0	0	0	0	0	0	0	0	0	0
34	G	Bobby Shuttleworth	7	7	630	0	0	0	0	0	0	0	0	0	0
12	F	Alan Koger	0	0	0	0	0	0	0	0	0	0	0	0	0
4	D	Otto Loewy	0	0	0	0	0	0	0	0	0	0	0	0	0
40	G	Tim Murray	0	0	0	0	0	0	0	0	0	0	0	0	0
23	M	Andrew Sousa	0	0	0	0	0	0	0	0	0	0	0	0	0
		Team totals	34	34	3060	38	30	420	138	400	444	83	152	54	10
		Opponent totals	34	34	3060	58	53	482	191	444	400	98	200	59	9

GAME-WINNING GOALS: Shalrie Joseph 3, Stephen McCarthy 1, Rajko Lekic 1

GAME-WINNING ASSISTS: Monsef Zerka 1, Chris Tierney 1, Milton Caraglio 1, Zak Boggs 1

PENALTY KICK GOALS/ATTEMPTS: Shalrie Joseph 4-5, Rajko Lekic 2-2

NEW ENGLAND REVOLUTION INDIVIDUAL GOALKEEPING

UNF	POS	GOALKEEPER	GP	GS	MIN	SHTS	SV	GA	GAA	PG	PA	W	L	T	SO
1	G	Matt Reis	27	27	2430	159	111	43	1.59	6	7	5	12	10	5
34	G	Bobby Shuttleworth	7	7	630	32	17	15	2.14	1	1	0	4	3	0
		Team totals	34	34	3060	191	128	58	1.71	7	8	5	16	13	5
		Opponent totals	34	34	3060	138	93	38	1.12	6	7	16	5	13	10

\* = Played with other teams in 2011. Only New England Revolution statistics listed here.

NEW ENGLAND REVOLUTION 2011 SCHEDULE

DAY	DATE	OPPONENT	RESULT	ATT.	W-L-T	POS.	PTS	NOTES:
Sun.	Mar. 20	at Los Angeles	T 1-1	27,000	0-0-1	T5	1	NE: Joseph (3); LA: Juninho (39)
Sat.	Mar. 26	D.C. United	W 2-1	12,914	1-0-1	T2	4	NE: Schilawski (8) Joseph (17); DC: Davies (90)
Sat.	Apr. 2	Portland	T 1-1	7,114	1-0-2	T2	5	NE: McCarthy (22); POR: Jewsbury (38)
Wed.	Apr. 6	at Vancouver	T 1-1	19,294	1-0-3	T1	6	NE: Stolica (90); VAN: Hassli (56)
Sat.	Apr. 9	Real Salt Lake	L 0-2	7,970	1-1-3	2	6	RSL: Schuler (27) Araujo (47)
Sun.	Apr. 17	at Houston	L 0-1	15,176	1-2-3	T6	6	HOU: Freeman (86)
Sat.	Apr. 23	Sporting KC	W 3-2	11,414	2-2-3	T3	9	NE: Perovic (12) Joseph (72) Lekic (83); KC: Kamara (14,69)
Sat.	Apr. 30	at Chivas USA	L 0-3	14,058	2-3-3	5	9	CHV: LaBrocca (22) Mondaini (45) Moreno (57)
Sat.	May 7	Colorado	T 0-0	11,755	2-3-4	T6	10	
Sat.	May 14	Vancouver	W 1-0	14,186	3-3-4	T3	13	NE: Joseph (49)
Sat.	May 21	at San Jose	L 1-2	9,736	3-4-4	T4	13	NE: Tierney (86); SJ: McLoughlin (71) Convey (83)
Sat.	May 28	Los Angeles	L 0-1	21,793	3-5-4	5	13	LA: Lopez (69)
Sat.	June 4	at FC Dallas	L 0-1	10,363	3-6-4	T6	13	DAL: Chavez (69)
Fri.	June 10	at New York	L 1-2	21,201	3-7-4	0	13	NE: Boggs (54); NY: own goal (37) Henry (50)
Wed.	June 15	Toronto FC	T 0-0	6,680	3-7-5	T7	14	
Sat.	June 18	Chicago	T 1-1	14,246	3-7-6	T6	15	NE: Lekic (49); CHI: Oduro (32)
Sun.	June 26	at Seattle	L 1-2	36,212	3-8-6	T8	15	NE: Nyassi (3); SEA: Wahl (34) Fernandez (40)
Mon.	July 4	at Real Salt Lake	T 3-3	16,139	3-8-7	0	16	NE: Lekic (4) Tierney (16) Joseph (63); RSL: Johnson (24) Saborio (56) Espindola (83)
Sun.	July 17	Philadelphia	L 0-3	13,414	3-9-7	9	16	PHI: Ruiz (12) Valdes (24) Williams (90)
Wed.	July 20	at D.C. United	W 1-0	15,597	4-9-7	0	19	NE: McCarthy (73)
Sat.	July 23	at Colorado	T 2-2	12,273	4-9-8	7	20	NE: Feilhaber (25) Joseph (90); COL: Folan (65) Kimura (82)
Sat.	July 30	at Sporting KC	T 1-1	17,418	4-9-9	7	21	NE: Lekic (38); KC: Bunbury (89)
Sat.	Aug. 6	Chivas USA	L 2-3	11,523	4-10-9	7	21	NE: Joseph (69) Fagundez (86); CHV: Moreno (31,80) LaBrocca (59)
Sat.	Aug. 13	at Columbus	L 1-3	13,041	4-11-9	8	21	NE: Feilhaber (45); CLB: own goal (54) James (75) Renteria (81)
Wed.	Aug. 17	Houston	T 1-1	10,963	4-11-1	8	22	NE: Cochrane (4); HOU: Boswell (90)
Sat.	Aug. 20	New York	T 2-2	18,882	4-11-1	T7	23	NE: Caraglio (15,37); NY: Richards (53,87)
Wed.	Sept. 7	at Philadelphia	T 4-4	16,148	4-11-1	T8	24	NE: Soares (9) Lekic (21) Zerka (26) Feilhaber (33); PHI: Torres (28) Adu (54) Le Toux (80,90)
Sat.	Sept. 10	FC Dallas	W 2-0	15,498	5-11-1	T7	27	NE: Joseph (14) Lekic (85)
Fri.	Sept. 16	at Portland	L 0-3	20,323	5-12-1	0	27	POR: Chara (9) Cooper (32) Nagbe (66)
Sun.	Sept. 25	at Chicago	L 2-3	14,567	5-13-1	0	27	NE: Guy (90,90); CHI: Grazzini (5) Oduro (9) Nyarko (30)
Sat.	Oct. 1	Seattle	L 1-2	21,022	5-14-1	9	27	NE: Fagundez (35); SEA: Montero (36,47)
Sat.	Oct. 8	San Jose	L 1-2	9,111	5-15-1	9	27	NE: Feilhaber (55); SJ: Wondolowski (8,82)
Sat.	Oct. 15	Columbus	L 0-3	16,285	5-16-1	9	27	CLB: Mendoza (31,63) Duka (59)
Sat.	Oct. 22	at Toronto FC	T 2-2	21,600	5-16-1	0	28	NE: Zerka (40) Caraglio (46); TOR: Soolsma (20) Koevermans (83)

## NON-PLAYOFF TEAMS

### NEW ENGLAND REVOLUTION – GAME-BY-GAME

#	Player	1	2	3	4	5	6	7	8	9	10	11	12	13	14	15	16	17	18	19	20	21	22	23	24	25	26	27	28	29	30	31	32	33	34	
1	Matt Reis	LA	DC	FOR	VAN	RSL	HOU	KC	CHV	COL	VAN	SJ	LA	DAL	NY	TOR	CHI	SEA	RSL	PHI	DC	COL	KC	CHV	CLB	CLB	HOU	NY	PHI	DAL	FOR	CHI	SEA	SJ	CLB	TOR
2	Franco Coria	1-1	2-1	1-1	1-1	0-2	0-1	3-2	0-3	0-0	1-0	1-2	0-1	0-1	1-2	0-0	1-1	1-2	3-3	0-3	1-0	2-2	1-1	2-3	1-3	1-1	2-2	4-4	2-0	0-3	2-3	1-2	1-2	0-3	2-2	
3	Didier Domi	90G	90G	90G	90G	90G	90G	90G	90D	90G	90G	90G	90G	90G	90G	90G	90G	90G	90G	90G	90G	90G	90G	90G	90G	90G	90G	90G	90G	90G	90G	90G	90G	90G	90D	90D
4	Otto Loewy	90D	48D	90D	90D	90D	90D	90D	90D	77D				59D	90D	21	90D			45D			24	90D			15	73D	90D	90D						
5	A.J. Soares	90D	90D	90D	74D		90D	90D	90D	90D	90D	90D	90D	90D	90D	90D	90D	90D	90D	90D	90D	90D	90D	90D	90D	90D	90D	90D	90D	90D	90D	90D	90D	90D	90D	90D
6	Ousmane Dabo	68		32	32	90F	11	30		75M				53M	20M	34	90F	81F	28	45	79M	22	15	56	28	22	90F	55M		17	19	56M				
7	Kenny Mansally	90D			16		90M		13	90D	90M	90M	90M	90F	90F	68M	71M			90M	90D	90D	64D			90D	90D	62M		90M	90M	90M	90D	90D	90D	90D
8	Chris Tierney																																			
9	Ilija Stolica																																			
9	Milton Caraglio																																			
10	Rajko Lekic																																			
11	Kheli Dube																																			
12	Alan Kogler																																			
13	Ryan Guy																																			
14	Diego Fagundes																																			
15	Zack Schilawski																																			
16	Michael Augustine																																			
17	Sainei Nyassi																																			
19	Monsef Zerka																																			
21	Shalvie Joseph																																			
22	Benny Feilhaber																																			
23	Andrew Sousa																																			
25	Darius Barnes																																			
26	Stephen McCarthy																																			
27	Seth Sinovic																																			
28	Pat Phelan																																			
29	Marko Pecovic																																			
30	Kevin Alston																																			
33	Zak Boggs																																			
34	Bobby Shuttleworth																																			
35	Ryan Kinne																																			
40	Tim Murray																																			
45	Ryan Cochrane																																			
		42	90D	62D	53D	11		90D	90D	83D	45D	90D	90D	69D		81D	67D		22D		81D		76D	90D	75D	17		68D	86D							

"00" = 100 minutes played  
 F/M/D/G = starting position

## NON-PLAYOFF TEAMS

### NEW ENGLAND REVOLUTION – GAME-BY-GAME LOG

Game #	Date	Opponent	Result	Scorers
Game #1	03/20/2011	LA 1	T	Joseph 1 (Perovic 1) 3
Game #2	03/26/2011	DC 1	W	Schilawski 1 (Joseph 1) 8; Joseph 2 (penalty kick) 17
Game #3	04/02/2011	POR 1	T	McCarthy 1 (unassisted) 22
Game #4	04/06/2011	VAN 1	T	Stolica 1 (Schilawski 1, Phelan 1) 93+
Game #5	04/09/2011	RSL 2	L	
Game #6	04/17/2011	HOU 1	L	
Game #7	04/23/2011	KC 2	W	Perovic 1 (Feilhhaber 1) 12; Joseph 3 (Mansally 1) 72; Lekic 1 (Boggs 1) 83
Game #8	04/30/2011	CHY 3	L	
Game #9	05/07/2011	COL 0	T	
Game #10	05/14/2011	VAN 0	W	Joseph 4 (penalty kick) 49
Game #11	05/21/2011	SJ 2	L	Tierney 1 (unassisted) 86
Game #12	05/28/2011	LA 1	L	
Game #13	06/04/2011	DAL 1	L	
Game #14	06/10/2011	NY 2	L	Boggs 1 (Tierney 1, Domi 1) 54
Game #15	06/15/2011	TOR 0	T	
Game #16	06/18/2011	CHI 1	T	Lekic 2 (Phelan 2) 49
Game #17	06/26/2011	SEA 2	L	Nyassi 1 (Feilhhaber 2) 3
Game #18	07/04/2011	RSL 3	T	Lekic 3 (penalty kick) 4; Tierney 2 (unassisted) 16; Joseph 5 (Feilhhaber 3) 63
Game #19	07/17/2011	PHI 3	L	
Game #20	07/20/2011	DC 0	W	McCarthy 2 (Tierney 2) 73
Game #21	07/23/2011	COL 2	T	Feilhhaber 1 (McCarthy 1, Alston 1) 25; Joseph 6 (penalty kick) 90
Game #22	07/30/2011	KC 1	T	Lekic 4 (Reis 1) 38
Game #23	08/06/2011	CHY 3	L	Joseph 7 (penalty kick) 69; Fagundes 1 (unassisted) 86
Game #24	08/13/2011	CTB 3	L	Feilhhaber 2 (Phelan 3) 45
Game #25	08/17/2011	HOU 1	T	Cochrane 1 (unassisted) 4
Game #26	08/20/2011	NY 2	T	Caraglio 1 (unassisted) 15; Caraglio 2 (Mansally 2) 37
Game #27	09/07/2011	PHI 4	W	Soares 1 (Tierney 3) 9; Lekic 5 (penalty kick) 21; Zerka 1 (Tierney 4) 26; Feilhhaber 3 (Lekic 1) 33
Game #28	09/10/2011	DAL 0	T	Joseph 8 (Zerka 1, Caraglio 1) 14; Lekic 6 (Cochrane 1, Feilhhaber 4) 85
Game #29	09/16/2011	POR 3	L	
Game #30	09/25/2011	CHI 3	L	Guy 1 (unassisted) 90; Guy 2 (Caraglio 2, Fagundes 1) 92+
Game #31	10/01/2011	SEA 2	L	Fagundes 2 (Feilhhaber 5) 35
Game #32	10/08/2011	SJ 2	L	Feilhhaber 4 (unassisted) 55
Game #33	10/15/2011	VS 3	L	
Game #34	10/22/2011	TOR 2	T	Zerka 2 (Feilhhaber 6) 40; Caraglio 3 (Feilhhaber 7) 46)



NON-PLAYOFF TEAMS

NEW ENGLAND REVOLUTION – CUP COMPETITIONS – GAME-BY-GAME

#	Player	U.S. OPEN CUP		
		Q2	Q3	W
		DC	KC	L
		3-2	0-5	
1	Matt Reis			
2	Franco Coria		90D	
3	Didier Domi		90D	
4	Otto Loewy	89D	90D	
5	A.J. Soares			
6	Ousmane Dabo		76M	
7	Kenny Mansally		45F	
8	Chris Tierney		90D	
9	Ilija Stolica			
10	Rajko Lekic			
11	Kheli Dube	90F	90F	
12	Alan Koger	45	20	
14	Diego Fagundes	14	90F	
15	Zack Schlawski		70M	
16	Michael Augustine	1	60M	
17	Sainey Nyassi			
21	Shalrie Joseph			
22	Benny Feilhaber			
23	Andrew Sousa		90M	
25	Darrilus Barnes	90D		
26	Stephen McCarthy	90M		
27	Seth Sinovic			
28	Pat Phelan		90M	
29	Marko Perovic			
30	Kevin Alston			
33	Zak Boggs		30	
34	Bobby Shuttleworth	90G	72G	
35	Ryan Kinne	90M	90D	
40	Tim Murray		18	
45	Ryan Cochrane	90D		
U.S. OPEN CUP				
2R	04/26/2011	NE	3 at DC	2
3R	05/25/2011	NE	0 at KC	5
				L
			Dube (Mansally) 34; Dube (Koger) 47; Koger (unassisted) 69	

2011 PORTLAND TIMBERS STATISTICS (11-14-9, 42 pts.)

UNF	POS	PLAYER	GP	GS	MIN	G	A	SHT	SOG	FC	FS	OFF	CK	C	E
33	F	Kenny Cooper	34	29	2562	8	2	78	30	26	56	40	0	2	0
13	M	Jack Jewsbury	31	31	2790	7	8	47	20	36	26	3	105	5	0
15	F	Jorge Perlaza	31	26	2152	6	2	33	12	22	25	36	1	2	0
5	D	Eric Brunner	32	31	2795	3	1	17	4	19	29	0	0	1	1
98	D	Mamadou Danso	24	23	1999	3	0	20	7	7	9	2	0	0	0
21	M	Diego Chara	28	27	2401	2	4	26	7	64	22	1	1	7	0
6	M	Darlington Nagbe	28	21	1651	2	3	30	10	8	42	10	2	0	0
22	D	Rodney Wallace	25	22	1973	2	2	19	6	29	14	2	0	6	0
4	D	Mike Chabala (TOT)	21	15	1423	1	2	7	4	9	8	2	14	5	0
4	D	Mike Chabala (POR)	14	13	1157	1	2	6	3	5	7	1	14	4	0
30	M	Lovel Palmer (TOT)	34	31	2782	1	1	58	9	26	18	2	0	6	1
30	M	Lovel Palmer (POR)	15	15	1332	0	1	25	2	7	7	2	0	2	0
9	F	Bright Dike	11	0	164	1	0	4	3	7	3	0	0	2	0
2	D	Kevin Goldthwaite	4	3	190	1	0	1	1	2	5	0	0	0	0
10	F	Eddie Johnson	7	3	265	1	0	7	3	4	5	4	0	1	0
11	M	Kalif Alhassan	32	27	2337	0	6	58	14	28	52	3	0	3	1
17	D	*Jeremy Hall	17	17	1424	0	3	9	2	19	15	1	0	6	1
7	F	Sal Zizzo	30	14	1515	0	3	22	10	13	20	3	9	0	0
26	F	Brian Umony	6	0	131	0	1	5	2	3	1	4	0	1	0
17	M	Eric Alexander (TOT)	28	19	1467	0	0	19	3	12	7	2	0	0	0
17	M	Eric Alexander (POR)	6	3	249	0	0	2	1	1	3	1	0	0	0
24	G	Adin Brown	2	2	135	0	0	0	0	0	0	0	0	0	0
20	G	Jake Gleeson	4	3	315	0	0	0	0	0	1	0	0	0	0
12	D	David Horst	16	11	1170	0	0	8	4	11	11	3	0	0	0
8	M	Peter Lowry	3	2	146	0	0	1	0	1	2	0	0	1	0
14	M	James Marcelin	20	12	1142	0	0	8	0	20	10	1	0	4	0
16	M	*Adam Moffat	4	0	100	0	0	0	0	1	3	0	0	1	0
1	G	Troy Perkins	29	29	2610	0	0	0	0	0	4	0	0	0	0
23	F	Ryan Pore	8	2	200	0	0	4	0	2	6	2	0	0	0
25	D	Steve Purdy	8	8	720	0	0	2	1	12	9	0	0	2	0
28	M	Freddie Braun	0	0	0	0	0	0	0	0	0	0	0	0	0
19	M	Rodrigo Lopez	0	0	0	0	0	0	0	0	0	0	0	0	0
27	D	Chris Taylor	0	0	0	0	0	0	0	0	0	0	0	0	0
31	F	Spencer Thompson	0	0	0	0	0	0	0	0	0	0	0	0	0
		Own-goals received				3									
		Team totals	34	34	3060	40	38	432	142	347	430	119	132	50	3
		Opponent totals	34	34	3060	48	39	469	158	430	347	50	169	63	3

GAME-WINNING GOALS: Jorge Perlaza 2, Kenny Cooper 2, Eric Brunner 2, Rodney Wallace 1  
 Jack Jewsbury 1, Mamadou Danso 1, Diego Chara 1, Mike Chabala 1

GAME-WINNING ASSISTS: Jack Jewsbury 3, Kalif Alhassan 3, Lovel Palmer 1, Darlington Nagbe 1  
 Diego Chara 1, Mike Chabala 1

PENALTY KICK GOALS/ATTEMPTS: Jack Jewsbury 3-5

PORTLAND TIMBERS INDIVIDUAL GOALKEEPING

UNF	POS	GOALKEEPER	GP	GS	MIN	SHTS	SV	GA	GAA	PG	PA	W	L	T	SO
1	G	Troy Perkins	29	29	2610	132	91	38	1.31	5	5	9	12	8	9
20	G	Jake Gleeson	4	3	315	17	12	6	1.71	0	0	2	0	1	0
24	G	Adin Brown	2	2	135	9	5	4	2.67	0	0	0	2	0	0
		Team totals	34	34	3060	158	108	48	1.41	5	5	11	14	9	9
		Opponent totals	34	34	3060	142	104	40	1.18	3	5	14	11	9	9

\* = Played with other teams in 2011. Only Portland Timbers statistics listed here.



PORTLAND TIMBERS 2011 SCHEDULE

DAY	DATE	OPPONENT	RESULT	ATT.	W-L-T	POS.	PTS	GOALS:
Sat.	Mar. 19	at Colorado	L 1-3	17,139	0-1-0	T6	0	POR: Cooper (80); COL: Larentowicz (8) Cummings (29) Smith (30)
Sat.	Mar. 26	at Toronto FC	L 0-2	20,086	0-2-0	T7	0	TOR: Martina (14,70)
Sat.	Apr. 2	at New England	T 1-1	7,114	0-2-1	T7	1	POR: Jewsbury (38); NE: McCarthy (22)
Thu.	Apr. 14	Chicago	W 4-2	18,627	1-2-1	T7	4	POR: Perlaza (29,47) Wallace (38) own goal (84); CHI: own goal (66) Pappa (81)
Sun.	Apr. 17	FC Dallas	W 3-2	18,627	2-2-1	4	7	POR: Jewsbury (13) Cooper (35) Wallace (55); DAL: Ferreira (83) Shea (86)
Sat.	Apr. 23	at Los Angeles	L 0-3	23,719	2-3-1	T5	7	LA: Barrett (4) Donovan (8,67)
Sat.	Apr. 30	Real Salt Lake	W 1-0	18,627	3-3-1	T4	10	POR: Cooper (22)
Fri.	May 6	Philadelphia	W 1-0	18,627	4-3-1	T2	13	POR: Danso (71)
Sat.	May 14	at Seattle	T 1-1	36,593	4-3-2	T5	14	POR: Danso (65); SEA: Fernandez (52)
Sat.	May 21	Columbus	W 1-0	18,627	5-3-2	T2	17	POR: Brunner (46)
Sun.	May 29	D.C. United	L 2-3	18,627	5-4-2	0	17	POR: Jewsbury (68) Perlaza (88); DC: Kitchen (13) Pontius (75) Wolff (85)
Sat.	June 4	at Chivas USA	L 0-1	14,076	5-5-2	T6	17	CHV: Mondaini (70)
Sat.	June 11	Colorado	L 0-1	18,627	5-6-2	T7	17	COL: Moor (90)
Sun.	June 19	New York	T 3-3	18,627	5-6-3	7	18	POR: Jewsbury (48) Goldthwaite (49) own goal (67); NY: da Luz (5) Henry (73) De Rosario (90)
Sat.	June 25	at FC Dallas	L 0-4	10,470	5-7-3	7	18	DAL: Loyd (34) John (39) Shea (58) Jackson (87)
Sat.	July 2	Sporting KC	L 1-2	18,627	5-8-3	T7	18	POR: Nagbe (45); KC: Sapong (15) Collin (19)
Sun.	July 10	Seattle	L 2-3	18,627	5-9-3	8	18	POR: own goal (46) Perlaza (69); SEA: Montero (57,74) Alonso (83)
Sat.	July 16	at Chicago	W 1-0	16,419	6-9-3	8	21	POR: Jewsbury (25)
Sat.	July 23	at Columbus	L 0-1	11,246	6-10-3	8	21	CLB: Gaven (79)
Sat.	July 30	Toronto FC	T 2-2	18,627	6-10-4	8	22	POR: Johnson (23) Jewsbury (57); TOR: Marosevic (71) Koevermans (81)
Wed.	Aug. 3	Los Angeles	W 3-0	18,627	7-10-4	7	25	POR: Chabala (26) Perlaza (33) Brunner (68)
Sat.	Aug. 6	at San Jose	T 1-1	10,525	7-10-5	7	26	POR: Cooper (23); SJ: Gordon (67)
Sun.	Aug. 14	at Houston	L 1-2	14,475	7-11-5	0	26	POR: Jewsbury (56); HOU: Moffat (17) Ching (27)
Wed.	Aug. 17	at Sporting KC	L 1-3	15,271	7-12-5	7	26	POR: Dike (81); KC: Zusi (25,40) Saad (73)
Sat.	Aug. 20	Vancouver	W 2-1	18,627	8-12-5	7	29	POR: Chara (2) Perlaza (33); VAN: Camilo (88)
Wed.	Aug. 24	Chivas USA	W 1-0	18,627	9-12-5	6	32	POR: Brunner (44)
Sat.	Sept. 10	at Philadelphia	T 0-0	18,504	9-12-6	6	33	
Fri.	Sept. 16	New England	W 3-0	20,323	10-12-6	6	36	POR: Chara (9) Cooper (32) Nagbe (66)
Wed.	Sept. 21	San Jose	T 1-1	18,627	10-12-7	6	37	POR: Cooper (9); SJ: Stephenson (70)
Sat.	Sept. 24	at New York	L 0-2	25,008	10-13-7	6	37	NY: Richards (21) Rodgers (66)
Sun.	Oct. 2	at Vancouver	W 1-0	21,000	11-13-7	6	40	POR: Cooper (25)
Fri.	Oct. 14	Houston	L 0-2	20,323	11-14-7	6	40	HOU: Hainault (36) Cruz (59)
Wed.	Oct. 19	at D.C. United	T 1-1	14,317	11-14-8	6	41	POR: Cooper (24); DC: De Rosario (73)
Sat.	Oct. 22	at Real Salt Lake	T 1-1	20,378	11-14-9	6	42	POR: Danso (90); RSL: Saborio (45)

# NON-PLAYOFF TEAMS

## PORTLAND TIMBERS - GAME-BY-GAME

#	Player	1	2	3	4	5	6	7	8	9	10	11	12	13	14	15	16	17	18	19	20	21	22	23	24	25	26	27	28	29	30	31	32	33	34		
1	Troy Perkins	COL	TOR	NE	CHI	DAL	LA	RSL	PHI	SEA	CLB	DC	CHV	COL	NY	DAL	KC	SEA	CHI	CLB	TOR	LA	SJ	HOU	KC	VAN	CHV	PHI	NE	SJ	NY	VAN	HOU	DC	RSL		
2	Kevin Goldthwaite	1-3	0-2	1-1	4-2	3-2	0-3	1-0	1-0	1-1	1-0	2-3	0-1	0-1	3-3	0-4	1-2	2-3	1-0	0-1	2-2	3-0	1-1	1-2	1-3	2-1	1-0	0-0	3-0	1-1	0-2	1-0	0-2	1-1	1-1		
3	Mike Chabala	90G	90D	90D	90G	90D	90D	90D	90D	90D	90D	90D	90D	90D	90D	90D	90D	90D	90D	90G	90G	90D	90D	90D	90D	90D	90D	90D	90D	90D	90D	90D	90D	90D	90D	90D	
4	Eric Brunner	24	7	25	31	82M	57M	61M	45M	19	77M	72M	45M	78M	64M	72M	79M	82F	85M	74M	73M	60M	10	8	90M	75M	76M	90M	90F								
5	Darlington Naege	24	22	18	17	8	33	29	45	90M	80M	13	18	33	17	26	18	16	90M	89M	90M	90M	45M	90M	80M	82M	82M	90M	45	90M	45M						
6	Sal Zizzo	45M	90M																																		
7	Peter Lowry	13	13																																		
8	Bright Dike	15																																			
9	Eddie Johnson	27	67F																																		
10	Kalif Alhassan	90F	40F																																		
11	David Horst	16	17	45	90M	84M	73M	90M	64M																												
12	Tack Jewsbury	24																																			
13	James Marcelain	90M	90M	90M	90M	90M	90M	90M	90M	90M	90M	90M	90M	90M	90M	90M	90M	90M	90M	90M	90M	90M	90M	90M	90M	90M	90M	90M	90M	90M	90M	90M	90M	90M	90M	90M	
14	Jorge Perlaiza	90F	73F	45F	77F	77F	90F	74F	89F	84F	90F	81F	90F	63F	90F	75F	64F	45F	8	88F	80F	50	90F	69F	90F	61F	15	19	66F	45							
15	Adam Moffat	45																																			
16	Jeremy Hall	90M	90M	66M	68M	65M	59M	90D	90D	90D	90D	90D	90D	86D	90D																						
17	Eric Alexander																																				
18	Rodrigo Lopez	45	90G	90G	90G																																
19	Jake Gleeson	45	90M	90M	90M	90M	90M	90M	90M	90M	90M	90M	90M	90M	90M	90M	90M	90M	90M	90M	90M	90M	90M	90M	90M	90M	90M	90M	90M	90M	90M	90M	90M	90M	90M	90M	
20	Diego Chara	66D	90D	90D	90D	90D	90D	90D	90D	90D	90D	90D	90D	90D	90D	90D	90D	90D	90D	90D	90D	90D	90D	90D	90D	90D	90D	90D	90D	90D	90D	90D	90D	90D	90D	90D	
21	Rodney Wallace	90M	66M																																		
22	Ryan Pore	90G	45G																																		
23	Adin Brown	90D	90D	90D	90D	90D	90D																														
24	Steve Purdy	17	45																																		
25	Brian Umoyi																																				
26	Chris Taylor																																				
27	Freddie Braun																																				
28	Lovel Palmer																																				
29	Spencer Thompson																																				
30	Kenny Cooper	90F	90F	90F	90F	90F	89F	90F	90F	90F	69F	75F	90F	90F	23	15	26	45	16	90F	89F	90F	66F	83F	71F	90F	80F	85F	71F	85F	74F	84F	66F				
31	Mamadou Danso	90D	90D	90D	90D	90D	90D	90D	90D	90D	90D	90D	32D		90D	90D	90D	90D	90D	90D	90D	90D	90D	90D	90D	90D	90D	90D	90D	90D	90D	90D	90D	90D	90D	90D	

"00" = 100 minutes played  
 F/M/D/G = starting position

played for other teams:  
 Mike Chabala played 266 minutes for HOU  
 Eric Alexander played 1218 minutes for DAL  
 Lovel Palmer played 1450 minutes for HOU

## NON-PLAYOFF TEAMS

### PORTLAND TIMBERS – GAME-BY-GAME LOG

Game #1	03/19/2011	POR 1 at COL 3	1		
Game #2	03/26/2011	POR 0 at TOR 2	1	Cooper 1 (unassisted) 80	
Game #3	04/02/2011	POR 1 at NE 1	T	Jewsbury 1 (Hall 1, Cooper 1) 38	
Game #4	04/14/2011	POR 4 vs CHI 2	W	Perlaaza 1 (Alhassan 1) 29; Wallace 1 (unassisted) 38; Perlaaza 2 (unassisted) 47; own goal (Robinson) 84	
Game #5	04/17/2011	POR 3 vs DAL 2	W	Jewsbury 2 (Alhassan 2) 13; Cooper 2 (Jewsbury 1) 35; Wallace 2 (Alhassan 3) 55	
Game #6	04/23/2011	POR 0 at LA 3	L		
Game #7	04/30/2011	POR 1 vs RSL 0	W	Cooper 3 (Alhassan 4, Jewsbury 2) 22	
Game #8	05/06/2011	POR 1 vs PHI 0	W	Danso 1 (Jewsbury 3) 71	
Game #9	05/14/2011	POR 1 at SEA 1	T	Danso 2 (Jewsbury 4) 65	
Game #10	05/21/2011	POR 1 vs CLB 0	W	Brunner 1 (Alhassan 5, Jewsbury 5) 46	
Game #11	05/29/2011	POR 2 vs DC 3	L	Jewsbury 3 (penalty kick) 68; Perlaaza 3 (Hall 2) 88	
Game #12	06/04/2011	POR 0 at CHV 1	L		
Game #13	06/11/2011	POR 0 vs COL 1	L		
Game #14	06/19/2011	POR 3 vs NY 3	T	Jewsbury 4 (unassisted) 48; Goldthwaite 1 (Brunner 1, Jewsbury 6) 49; own goal (Keel) 67	
Game #15	06/25/2011	POR 0 at DAL 4	L		
Game #16	07/02/2011	POR 1 vs KC 2	L	Nagbe 1 (unassisted) 45	
Game #17	07/10/2011	POR 2 vs SEA 3	L	own goal (Parke) 46; Perlaaza 4 (Chara 1) 69	
Game #18	07/16/2011	POR 1 at CHI 0	W	Jewsbury 5 (penalty kick) 25	
Game #19	07/23/2011	POR 0 at CLB 1	L		
Game #20	07/30/2011	POR 2 vs TOR 2	T	Johnson 1 (Chara 2, Zizzo 1) 23; Jewsbury 6 (penalty kick) 57	
Game #21	08/03/2011	POR 3 vs IA 0	W	Chabala 1 (Nagbe 1) 26; Perlaaza 5 (Chara 3, Cooper 2) 33; Brunner 2 (Zizzo 2) 68	
Game #22	08/06/2011	POR 1 at SJ 1	T	Cooper 4 (Perlaaza 1, Hall 3) 23	
Game #23	08/14/2011	POR 1 at HOU 2	L	Jewsbury 7 (Nagbe 2, Zizzo 3) 56	
Game #24	08/17/2011	POR 1 at KC 3	L	Dike 1 (Wallace 1, Jewsbury 7) 81	
Game #25	08/20/2011	POR 2 vs VAN 1	W	Chara 1 (Perlaaza 2, Jewsbury 8) 2; Perlaaza 6 (unassisted) 33	
Game #26	08/24/2011	POR 1 vs CHV 0	W	Brunner 3 (Chabala 1) 44	
Game #27	09/10/2011	POR 0 at PHI 0	T		
Game #28	09/16/2011	POR 3 vs NE 0	W	Chara 2 (Palmer 1) 9; Cooper 5 (Chabala 2) 32; Nagbe 2 (Alhassan 6) 66	
Game #29	09/21/2011	POR 1 vs ST 1	T	Cooper 6 (Nagbe 3) 9	
Game #30	09/24/2011	POR 0 at NY 2	L	Cooper 7 (Chara 4) 25	
Game #31	10/02/2011	POR 1 at VAN 0	W		
Game #32	10/14/2011	POR 0 vs HOU 2	L	Cooper 8 (Wallace 2) 24	
Game #33	10/19/2011	POR 1 at DC 1	T	Danso 3 (Umony 1) 91+	
Game #34	10/22/2011	POR 1 at RSL 1	T		



NON-PLAYOFF TEAMS

PORTLAND TIMBERS –CUP COMPETITIONS – GAME-BY-GAME

#	Player	U.S. OPEN CUP		
		1R	2R	CHV
		CHV	SU	0-1
		2-0		
1	Troy Perkins			120G
2	Kevin Goldthwaite			98D
5	Eric Brunner	90D		
6	Darlington Nagebe		9	
7	Sal Zizzo			111M
8	Peter Lowry	71M		
9	Bright Dike			
10	Eddie Johnson			
11	Kalif Alhassan	90M		
12	David Horst	90D		120D
13	Tack Jewsbury	19		
14	James Marcelin	90M		120M
15	Jorge Perlaaza	90F		
16	Adam Moffat			120M
17	Jeremy Hall	25		10
19	Rodrigo Lopez			110M
20	Take Gleeson	90G		
22	Rodney Wallace	90D		
23	Ryan Pore	65M		120F
24	Adin Brown			
25	Steve Purdy	90D		120D
26	Brian Umory			
27	Chris Taylor			
28	Freddie Braun			120D
31	Spencer Thompson			120F
33	Kenny Cooper	90F		
98	Mamadou Danso			22

U.S. OPEN CUP  
 1R 03/29/2011 FOR 2 vs CHV 0 W Jewsbury (unassisted) 84; Brunner (Jewsbury) 89  
 2R 05/03/2011 POR 0 vs SJ 1 L (OT)

SAN JOSE EARTHQUAKES PLAYOFF HISTORY

vs. Team	No. of Series		GP	W-L-T	OT	ShO	GF	GA	Mtg.	Round	Series Result
	Series	W-L									
Chicago	1	1-0	1	1-0-0	0-0-0	0-0	4	2	2003	MLS Cup '03	Won MLS Cup '03
Colorado	1	0-1	1	0-1-0	0-0-0	0-0	0	1	2010	Semifinals	Lost 1 games to 0
Columbus	2	1-1	4	2-2-0	0-0-0	0-0	8	5	2002	Quarterfinals	Lost 6 pts. to 0
Kansas City	2	1-1	3	2-1-0	1-0-0	0-0	5	5	2004	Quarterfinals	Lost Series Tie-Breaker
Los Angeles	4	2-2	8	3-4-1	1-0-0	0-0	10	13	2005	Quarterfinals	Lost 1 games to 0
Miami	1	1-0	3	2-1-0	1-0-0	0-0	5	1	2001	Semifinals	Won 6 pts. to 3
New York	1	1-0	2	1-1-0	0-0-0	0-0	3	2	2010	Quarterfinals	Won Series Tie-Breaker
<b>TOTALS</b>	<b>12</b>	<b>7-5</b>	<b>22</b>	<b>11-10-1</b>	<b>3-0-0</b>	<b>0-0</b>	<b>35</b>	<b>29</b>			

SAN JOSE EARTHQUAKES – ALL-TIME POSTSEASON RESULTS

DATE	OPPONENT	RESULT	ATT.	W-L-T	RD.	NOTES:
09/26/1996	Los Angeles	W 1-0	17,209	1-0-0	QTR	Ianni (36)
09/29/1996	at Los Angeles	L 0-2	27,833	1-1-0	QTR	
10/02/1996	at Los Angeles	L 0-2	30,231	1-2-0	QTR	
09/22/2001	at Columbus	W 3-1	20,883	1-0-0	QTR	Donovan (5,46); Lagos (31)
09/26/2001	Columbus	W 3-0	10,419	2-0-0	QTR	Lagos (9); Cerritos (68); Donovan (76)
10/10/2001	at Miami	L 0-1	9,236	2-1-0	SEM	
10/14/2001	Miami	W 4-0	16,119	3-1-0	SEM	Donovan (16); Russell (57); Lagos (69); De Rosario (89)
10/17/2001	at Miami	W 1-0 (OT)	11,242	4-1-0	SEM	Dayak (93)
10/21/2001	at Los Angeles	W 2-1 (OT)	21,626	5-1-0	FIN	Donovan (43); De Rosario (96)
09/25/2002	Columbus	L 1-2	8,069	0-1-0	QTR	Donovan (54)
09/28/2002	at Columbus	L 1-2	13,004	0-2-0	QTR	Graziani (58)
11/01/2003	at Los Angeles	L 0-2	20,201	0-1-0	QTR	
11/09/2003	Los Angeles	W 5-2 (ST)	14,145	1-1-0	QTR	Agoos (21); Donovan (35); Walker (50); Roner (90); Faria (96)
11/15/2003	Kansas City	W 3-2 (OT)	16,108	2-1-0	SEM	Lagos (61); Mullan (83); Donovan (117)
11/23/2003	at Chicago	W 4-2	27,000	3-1-0	FIN	Ekelund (5); Donovan (38,71); Mulrooney (50)
10/24/2004	Kansas City	W 2-0	8,659	1-0-0	QTR	De Rosario (40); Waibel (52)
10/30/2004	at Kansas City	L 0-3	10,222	1-1-0	QTR	
10/23/2005	at Los Angeles	L 1-3	17,466	1-0-0	QTR	Clark (68)
10/29/2005	Los Angeles	T 1-1	17,824	1-0-1	QTR	Ching (42)
10/30/2010	New York	L 0-1	10,525	0-1-0	QTR	NY: Lindpere (56)
11/04/2010	at New York	W 3-1	22,839	1-1-0	QTR	SJ: Convey (6,76) Wondolowski (81); NY: Angel (78)
11/13/2010	at Colorado	L 0-1	17,779	1-2-0	SEM	COL: Kimura (42)

2011 SAN JOSE EARTHQUAKES STATISTICS (8-12-14, 38 pts.)

UNF	POS	PLAYER	GP	GS	MIN	G	A	SHT	SOG	FC	FS	OFF	CK	C	E
8	F	Chris Wondolowski	30	30	2672	16	3	109	52	29	24	27	0	3	0
10	M	Simon Dawkins	26	19	1773	6	2	63	20	15	29	4	18	2	0
7	M	Khari Stephenson	31	27	2256	5	4	78	26	41	18	5	0	3	0
24	F	Steven Lenhart	14	13	1163	5	3	34	14	30	36	12	0	6	0
16	F	Alan Gordon (TOT)	10	8	739	5	1	20	10	30	14	10	0	4	0
16	F	Alan Gordon (SJ)	2	1	107	1	0	2	2	7	0	4	0	1	0
12	D	Ramiro Corrales	29	29	2552	2	2	29	4	28	31	3	2	7	0
30	M	Rafael Baca	15	11	1046	1	3	12	4	12	10	2	21	2	0
17	M	Joey Gjertsen	18	13	977	1	3	20	6	7	11	1	19	0	0
11	M	Bobby Convey	21	19	1766	1	2	17	4	28	18	3	40	5	0
14	M	*Brandon McDonald	11	8	695	1	0	1	1	7	6	0	0	2	1
25	F	Ellis McLoughlin	10	0	167	1	0	7	2	9	2	0	0	0	0
33	D	Steven Beitashour	19	19	1655	0	7	4	2	16	12	1	0	3	1
19	M	Jacob Peterson (TOT)	22	18	1460	0	3	17	6	12	14	0	41	2	0
19	M	Jacob Peterson (SJ)	9	5	436	0	2	1	0	3	5	0	16	1	0
23	M	Anthony Ampaipitakwong	12	5	546	0	2	4	2	7	1	0	19	0	0
4	M	Sam Cronin	27	22	1903	0	2	21	2	29	10	0	7	6	1
19	F	*Ryan Johnson	14	12	1087	0	2	20	5	17	12	9	1	3	0
1	G	David Bingham	1	1	90	0	1	0	0	0	0	0	0	0	0
2	D	Bobby Burling	23	23	2041	0	1	11	2	22	16	0	0	4	2
3	D	Chris Leitch	14	12	1115	0	1	1	1	8	9	1	0	3	0
5	M	Brad Ring	21	17	1600	0	1	11	2	33	25	0	0	7	0
27	D	Nana Attakora (TOT)	12	9	756	0	0	5	0	8	9	0	0	2	0
27	D	Nana Attakora (SJ)	6	5	383	0	0	3	0	5	3	0	0	1	0
18	G	Jon Busch	33	33	2970	0	0	0	0	0	4	0	0	1	0
14	F	Maxwell Griffin	4	0	46	0	0	0	0	0	0	3	0	0	0
21	D	Jason Hernandez	28	28	2491	0	0	0	0	24	14	0	0	4	0
22	M	Omar Jasseh	1	0	13	0	0	0	0	0	0	0	0	0	0
32	F	Matt Luzunaris	6	0	63	0	0	1	0	3	2	1	0	0	0
15	D	Justin Morrow	9	9	810	0	0	2	0	8	5	1	0	1	0
6	D	Ike Opara	8	5	485	0	0	3	0	10	4	3	0	1	0
9	F	Scott Sealy	11	6	419	0	0	3	0	3	8	5	0	0	0
20	D	Tim Ward	3	2	225	0	0	1	0	0	6	0	0	0	0
14	F	Edmundo Zura	1	0	19	0	0	1	0	0	0	0	0	0	0
13	G	Andrew Weber	0	0	0	0	0	0	0	0	0	0	0	0	0
		Team totals	34	34	3060	40	41	459	151	401	351	85	143	66	5
		Opponent totals	34	34	3060	45	45	501	166	351	401	130	180	45	4

GAME-WINNING GOALS: Chris Wondolowski 5, Steven Lenhart 1, Simon Dawkins 1, Bobby Convey 1  
 GAME-WINNING ASSISTS: Brad Ring 1, Steven Lenhart 1, Chris Leitch 1, Ryan Johnson 1, Simon Dawkins 1  
 Sam Cronin 1, Steven Beitashour 1, Rafael Baca 1  
 PENALTY KICK GOALS/ATTEMPTS: Chris Wondolowski 1-2

SAN JOSE EARTHQUAKES INDIVIDUAL GOALKEEPING

UNF	POS	GOALKEEPER	GP	GS	MIN	SHTS	SV	GA	GAA	PG	PA	W	L	T	SO
1	G	David Bingham	1	1	90	5	4	1	1.00	0	0	1	0	0	0
18	G	Jon Busch	33	33	2970	161	114	44	1.33	4	4	7	12	14	7
		Team totals	34	34	3060	166	118	45	1.32	4	4	8	12	14	7
		Opponent totals	34	34	3060	151	111	40	1.18	1	2	12	8	14	11

\* = Played with other teams in 2011. Only San Jose Earthquakes statistics listed here.

SAN JOSE EARTHQUAKES 2011 SCHEDULE

DAY	DATE	OPPONENT	RESULT	ATT.	W-L-T	POS.	PTS	GOALS:
Sat.	Mar. 19	Real Salt Lake	L 0-1	10,525	0-1-0	T6	0	RSL: Beckerman (63)
Sat.	Mar. 26	at FC Dallas	W 2-0	11,022	1-1-0	T4	3	SJ: Wondolowski (5,23)
Sat.	Apr. 2	Seattle	T 2-2	10,276	1-1-1	T4	4	SJ: Dawkins (32) Stephenson (52); SEA: Evans (17) White (42)
Sat.	Apr. 9	Toronto FC	T 1-1	8,928	1-1-2	T4	5	SJ: Dawkins (38); TOR: Gordon (27)
Sat.	Apr. 16	at New York	L 0-3	14,308	1-2-2	6	5	NY: Rodgers (2,15) Henry (87)
Sat.	Apr. 23	Chivas USA	L 1-2	10,525	1-3-2	9	5	SJ: Wondolowski (16); CHV: Moreno (45) Trujillo (85)
Sat.	Apr. 30	at Philadelphia	L 0-1	18,279	1-4-2	9	5	PHI: Le Toux (76)
Wed.	May 11	at Vancouver	T 1-1	15,608	1-4-3	9	6	SJ: Wondolowski (39); VAN: Chiumiento (90)
Sat.	May 14	Columbus	W 3-0	9,142	2-4-3	T7	9	SJ: Wondolowski (50) McDonald (59) Stephenson (62)
Sat.	May 21	New England	W 2-1	9,736	3-4-3	T7	12	SJ: McLoughlin (71) Convey (83); NE: Tierney (86)
Sat.	May 28	at Chicago	T 2-2	11,926	3-4-4	T7	13	SJ: Corrales (50) Wondolowski (74); CHI: Oduro (56) Gibbs (80)
Sat.	June 4	Houston	W 2-0	9,270	4-4-4	8	16	SJ: Lenhart (69) Dawkins (90)
Sat.	June 11	at D.C. United	W 4-2	14,105	5-4-4	6	19	SJ: Lenhart (15,22,60) Dawkins (49); DC: Najjar (13) Brettschneider (34)
Fri.	June 17	at Sporting KC	L 0-1	18,467	5-5-4	6	19	KC: Sapong (31)
Sat.	June 25	Los Angeles	T 0-0	10,872	5-5-5	6	20	
Sat.	July 2	New York	T 2-2	41,028	5-5-6	6	21	SJ: Stephenson (37) Lenhart (68); NY: Lindpere (7,85)
Wed.	July 6	at Chivas USA	L 0-2	9,425	5-6-6	T6	21	CHV: Zemanski (64) LaBrocca (84)
Sat.	July 9	Philadelphia	T 0-0	9,794	5-6-7	T6	22	
Sat.	July 16	at Columbus	T 0-0	14,109	5-6-8	T6	23	
Wed.	July 20	Vancouver	T 2-2	8,122	5-6-9	6	24	SJ: Wondolowski (3,54); VAN: Hassli (42,61)
Sat.	July 23	at Real Salt Lake	L 0-4	19,429	5-7-9	7	24	RSL: Saborio (63,75) Beckerman (78) Olave (83)
Sat.	July 30	D.C. United	L 0-2	10,525	5-8-9	7	24	DC: De Rosario (57,67)
Sat.	Aug. 6	Portland	T 1-1	10,525	5-8-10	8	25	SJ: Gordon (67); POR: Cooper (23)
Sat.	Aug. 13	Colorado	L 1-2	10,525	5-9-10	8	25	SJ: Gjertsen (22); COL: Polan (39) Larentowicz (72)
Sat.	Aug. 20	at Los Angeles	L 0-2	27,000	5-10-1	8	25	LA: Keane (21) Magee (90)
Sat.	Aug. 27	at Toronto FC	T 1-1	21,117	5-10-1	8	26	SJ: Wondolowski (87); TOR: Avila (33)
Sat.	Sept. 10	Chicago	W 2-0	10,525	6-10-1	8	29	SJ: Wondolowski (10) Corrales (69)
Sat.	Sept. 17	at Houston	L 1-2	18,129	6-11-1	8	29	SJ: Stephenson (40); HOU: Davis (47) Bruin (79)
Wed.	Sept. 21	at Portland	T 1-1	18,627	6-11-1	8	30	SJ: Stephenson (70); POR: Cooper (9)
Sat.	Sept. 24	at Colorado	T 1-1	17,877	6-11-1	8	31	SJ: Wondolowski (18); COL: Moor (71)
Sat.	Oct. 1	Sporting KC	T 1-1	10,525	6-11-1	8	32	SJ: Wondolowski (85); KC: Bunbury (85)
Sat.	Oct. 8	at New England	W 2-1	9,111	7-11-1	0	35	SJ: Wondolowski (8,82); NE: Feilhaber (55)
Sat.	Oct. 15	at Seattle	L 1-2	64,140	7-12-1	8	35	SJ: Wondolowski (24); SEA: Ochoa (82) Montero (87)
Sat.	Oct. 22	FC Dallas	W 4-2	10,744	8-12-1	7	38	SJ: Dawkins (26,38) Baca (27) Wondolowski (34); DAL: John (45) Luna (90)

SAN JOSE EARTHQUAKES – GAME-BY-GAME

#	Player	1	2	3	4	5	6	7	8	9	10	11	12	13	14	15	16	17	18	19	20	21	22	23	24	25	26	27	28	29	30	31	32	33	34		
		RSL	DAL	SEA	TOR	NY	CHV	PHI	VAN	CLB	NE	CHI	HOU	DC	KC	LA	NY	CHV	PHI	CLB	VAN	RSL	DC	POR	COL	LA	TOR	CHI	HOU	POR	COL	KC	NE	SEA	DAL		
		0-1	2-0	2-2	1-1	0-3	1-2	0-1	1-1	3-0	2-1	2-2	2-0	4-2	0-1	0-0	2-2	0-2	0-0	0-0	2-2	0-4	0-2	1-1	1-2	0-2	1-1	2-0	1-2	1-1	1-1	2-1	1-2	4-2			
1	David Bingham																																				90G
2	Bobby Burling																																				
3	Chris Lettich																																				
4	Sam Cronin																																				
5	Brad Ring																																				
6	Ike Opara																																				
7	Khari Stephenson																																				
8	Chris Wondolowski																																				
9	Scott Sealy																																				
10	Simon Dawkins																																				
11	Bobby Convey																																				
12	Ramiro Corrales																																				
13	Andrew Weber																																				
14	Brandon McDonald																																				
14	Edmundo Zura																																				
14	Maxwell Griffin																																				
15	Justin Morrow																																				
16	Alan Gordon																																				
17	Joey Gjersten																																				
18	Jon Busch																																				
19	Jacob Peterson																																				
19	Ryan Johnson																																				
20	Tim Ward																																				
21	Tason Hernandez																																				
21	Omar Jasseh																																				
22	Anthony Ampalpitakwong																																				
23	Anthony Ampalpitakwong																																				
24	Steven Lenhart																																				
25	Ellis McLoughlin																																				
27	Nana Attakora																																				
28	Andre Luiz																																				
30	Rafael Baca																																				
32	Matt Luzurnaris																																				
33	Steven Beitashour																																				

"00" = 100 minutes played  
 F/M/D/G = starting position

Played for other teams:  
 Alan Gordon played 632 minutes for TOR  
 Jacob Peterson played 1024 minutes for TOR  
 Nana Attakora played 373 minutes for TOR



## NON-PLAYOFF TEAMS

### SAN JOSE EARTHQUAKES – GAME-BY-GAME LOG

Game #1	03/19/2011	SJ 0 vs RSL 1	L	
Game #2	03/26/2011	SJ 2 at DAL 0	W	Wondolowski 1 (Leitch 1) 5; Wondolowski 2 (Gjertsen 1) 23
Game #3	04/02/2011	SJ 2 vs SEA 2	T	Dawkins 1 (Convey 1) 32; Stephenson 1 (unassisted) 52
Game #4	04/09/2011	SJ 1 vs TOR 1	T	Dawkins 2 (Wondolowski 1) 38
Game #5	04/16/2011	SJ 0 at NY 3	L	
Game #6	04/23/2011	SJ 1 vs CHV 2	L	Wondolowski 3 (Stephenson 1, Corrales 1) 16
Game #7	04/30/2011	SJ 0 at PHI 1	L	
Game #8	05/11/2011	SJ 1 at VAN 1	T	Wondolowski 4 (Johnson 1) 39
Game #9	05/14/2011	SJ 3 vs CLB 0	W	Wondolowski 5 (Johnson 2, Ring 1) 50; McDonald 1 (Lenhart 1, Gjertsen 2) 59; Stephenson 2 (Convey 2) 62
Game #10	05/21/2011	SJ 2 vs NE 1	W	McLoughlin 1 (Wondolowski 2) 71; Convey 1 (unassisted) 83
Game #11	05/28/2011	SJ 2 at CHI 2	T	Corrales 1 (Ampaipitakwong 1) 50; Wondolowski 6 (Ampaipitakwong 2, Corrales 2) 74
Game #12	06/04/2011	SJ 2 vs HOU 0	W	Lenhart 1 (Beitashour 1) 69; Dawkins 3 (Cronin 1) 92+
Game #13	06/11/2011	SJ 4 at DC 2	W	Lenhart 2 (Stephenson 2) 15; Lenhart 3 (unassisted) 22; Dawkins 4 (Lenhart 2) 49; Lenhart 4 (Beitashour 2) 60
Game #14	06/17/2011	SJ 0 at KC 1	L	
Game #15	06/25/2011	SJ 0 vs LA 0	T	
Game #16	07/02/2011	SJ 2 vs NY 2	T	Stephenson 3 (unassisted) 37; Lenhart 5 (Beitashour 3) 68
Game #17	07/06/2011	SJ 0 at CHV 2	L	
Game #18	07/09/2011	SJ 0 vs PHI 0	T	
Game #19	07/16/2011	SJ 0 at CLB 0	T	
Game #20	07/20/2011	SJ 2 vs VAN 2	T	Wondolowski 7 (Dawkins 1, Lenhart 3) 3; Wondolowski 8 (Peterson 2) 54
Game #21	07/23/2011	SJ 0 at RSL 4	L	
Game #22	07/30/2011	SJ 0 vs DC 2	L	
Game #23	08/06/2011	SJ 1 vs POR 1	T	Gordon 5 (Beitashour 4) 67
Game #24	08/13/2011	SJ 1 vs COL 2	L	Gjertsen 1 (unassisted) 22
Game #25	08/20/2011	SJ 0 at LA 2	L	
Game #26	08/27/2011	SJ 1 at TOR 1	T	Wondolowski 9 (Burling 1, Peterson 3) 87
Game #27	09/10/2011	SJ 2 vs CHI 0	W	Wondolowski 10 (Baca 1) 10; Corrales 2 (Wondolowski 3, Stephenson 3) 69
Game #28	09/17/2011	SJ 1 at HOU 2	L	Stephenson 4 (Beitashour 5, Gjertsen 3) 40
Game #29	09/21/2011	SJ 1 at POR 1	T	Stephenson 5 (Baca 2) 70
Game #30	09/24/2011	SJ 1 at COL 1	T	Wondolowski 11 (unassisted) 18
Game #31	10/01/2011	SJ 1 vs KC 1	T	Wondolowski 12 (Beitashour 6) 85
Game #32	10/08/2011	SJ 2 at SEA 1	W	Wondolowski 13 (Bingham 1) 8; Wondolowski 14 (Cronin 2, Dawkins 2) 82
Game #33	10/15/2011	SJ 1 at SEA 2	L	Wondolowski 15 (Baca 3) 24
Game #34	10/22/2011	SJ 4 vs DAL 2	W	Dawkins 5 (unassisted) 26; Baca 1 (Beitashour 7, Stephenson 4) 27; Wondolowski 16 (penalty kick) 34; Dawkins 6 (unassisted) 38



## NON-PLAYOFF TEAMS

### SAN JOSE EARTHQUAKES – CUP COMPETITIONS – GAME-BY-GAME

#	Player	U.S. OPEN CUP		
		Q2	Q3	
		POR	CHI	
		1-0	2-2	
1	David Bingham	120D	120D	
2	Bobby Burling			
3	Chris Leitch	120M	120M	
4	Sam Cronin	120M	71M	
5	Brad Ring	120D		
6	Ike Opara	120D	49	
7	Khari Stephenson	83M	120F	
8	Chris Wondolowski	120F	75	
9	Scott Sealy			
10	Simon Dawkins	94M		
11	Bobby Convey	120D	120D	
12	Ramiro Corrales	120G	120G	
13	Andrew Weber			
14	Brandon McDonald			
15	Justin Morrow	26	120M	
17	Joey Gjersten			
18	Jon Busch			
19	Ryan Johnson	111F		
20	Tim Ward			
21	Jason Hernandez			
22	Omar Jasseh			
23	Anthony Ampaipitakwong		83M	
24	Steven Lenhart	37	37	
25	Ellis McLoughlin	9	45F	
28	Andre Lutz			
32	Matt Luzumaris			
33	Steven Beitashour	120D	120D	
U.S. OPEN CUP				
2R	05/03/2011	ST 1 at POR	0	W (OT)
3R	05/24/2011	ST 2 vs CHI	2	T (4-5 pens)
				Opara (Cronin) 120 McLoughlin (unassisted) 14; Morrow (unassisted) 43

2011 TORONTO FC STATISTICS (6-13-15, 33 pts.)

UNF	POS	PLAYER	GP	GS	MIN	G	A	SHT	SOG	FC	FS	OFF	CK	C	E
14	F	Danny Koevermans	10	9	756	8	1	29	17	7	4	8	0	0	0
29	F	*Maicon Santos	19	15	1248	6	1	52	14	20	16	8	0	0	0
21	F	*Alan Gordon	8	7	632	4	1	18	8	23	14	6	0	3	0
7	F	Joao Plata	26	21	1753	3	5	46	17	9	19	10	11	1	0
18	F	Nick Soolsma	23	18	1578	3	5	27	14	12	18	1	13	1	0
9	F	Ryan Johnson (TOT)	26	24	2080	3	4	46	15	29	24	15	1	3	0
9	F	Ryan Johnson (TOR)	12	12	993	3	2	26	10	12	12	6	0	0	0
8	M	Eric Avila (TOT)	22	13	1289	2	3	19	6	11	24	0	16	1	0
8	M	Eric Avila (TOR)	9	8	774	1	1	12	4	6	11	0	6	1	0
6	M	Julian de Guzman	19	16	1325	2	3	17	5	37	29	0	1	6	0
70	F	Peri Marosevic (TOT)	7	4	410	2	0	12	5	3	3	3	2	0	0
70	F	Peri Marosevic (TOR)	7	4	410	2	0	12	5	3	3	3	2	0	0
33	F	Javier Martina	23	15	1389	2	0	15	9	13	9	4	1	3	0
23	M	Terry Dunfield (TOT)	18	13	1191	1	3	11	2	13	10	0	14	4	0
23	M	Terry Dunfield (TOR)	6	2	263	0	0	1	0	2	1	0	4	0	0
14	F	*Dwayne De Rosario	2	2	180	1	1	6	3	3	2	0	2	0	0
22	M	*Tony Tchani	13	13	1032	1	0	12	5	21	18	0	0	3	1
25	D	Danleigh Borman (TOT)	24	19	1697	0	3	3	0	19	10	1	3	4	0
25	D	Danleigh Borman (TOR)	22	18	1606	0	3	3	0	18	10	1	3	4	0
5	D	Ashtone Morgan	14	9	903	0	2	2	0	12	7	0	0	1	0
24	G	Stefan Frei	27	27	2406	0	1	0	0	0	15	0	0	0	0
22	M	Torsten Frings	13	13	1124	0	1	9	4	8	11	1	18	0	0
23	M	*Jacob Peterson	13	13	1024	0	1	16	6	9	9	0	25	1	0
15	M	Matt Stinson	13	5	675	0	1	10	2	11	6	1	0	1	0
19	D	Mikael Yourassowsky	21	13	1302	0	1	21	7	26	27	6	5	4	1
28	M	Gianluca Zavarise	14	4	569	0	1	6	1	7	13	3	0	1	1
3	D	*Nana Attakora	6	4	373	0	0	2	0	3	6	0	0	1	0
12	D	Adrian Cann	12	12	988	0	0	3	0	11	3	0	0	0	0
16	M	Oscar Cordon	4	1	144	0	0	3	1	6	2	0	0	1	0
29	D	Kyle Davies (TOT)	1	0	21	0	0	0	0	1	0	0	0	0	0
29	D	Kyle Davies (TOR)	1	0	21	0	0	0	0	1	0	0	0	0	0
27	D	Richard Eckersley	23	22	1953	0	0	6	3	40	42	0	1	6	0
8	D	*Dan Gargan	16	12	1063	0	0	2	0	18	7	0	0	3	0
26	D	Matt Gold	3	0	45	0	0	0	0	1	0	0	0	0	0
21	M	Leandre Griffit (TOT)	1	0	2	0	0	1	1	0	0	0	0	0	0
21	M	Leandre Griffit (TOR)	0	0	0	0	0	0	0	0	0	0	0	0	0
20	D	Ty Harden	26	24	2120	0	0	6	1	24	7	0	0	3	1
4	D	Doneil Henry	10	6	503	0	0	2	1	8	1	1	1	1	0
3	D	Andy Iro (TOT)	17	15	1323	0	0	6	0	24	16	1	0	4	1
3	D	Andy Iro (TOR)	13	13	1145	0	0	6	0	20	15	1	0	3	0
30	G	Milos Kocic	8	7	654	0	0	0	0	0	0	0	0	0	0
13	F	Keith Makubuya	1	0	45	0	0	2	0	0	0	0	1	0	0
2	D	Demitrius Omphroy	1	0	1	0	0	0	0	0	1	0	0	0	0
10	M	Alen Stevanovic	12	9	773	0	0	11	3	6	10	2	1	1	0
11	M	Nathan Sturgis	14	11	953	0	0	3	0	3	13	0	31	1	0
55	D	Eddy Viator	3	2	186	0	0	0	0	4	0	0	0	2	0
31	D	Dicoy Williams	8	7	655	0	0	4	1	10	2	0	0	1	0
17	M	Elbekay Bouchiba	0	0	0	0	0	0	0	0	0	0	0	0	0
37	F	Nicholas Lindsay	0	0	0	0	0	0	0	0	0	0	0	0	0
		Team totals	34	34	3060	36	31	390	141	414	393	62	126	53	4
		Opponent totals	34	34	3060	59	57	501	202	393	414	87	187	54	4

GAME-WINNING GOALS: Nick Soolsma 1, Joao Plata 1, Javier Martina 1, Danny Koevermans 1

Maicon Santos 1, Julian de Guzman 1

GAME-WINNING ASSISTS: Nick Soolsma 2, Matt Stinson 1, Joao Plata 1, Dwayne De Rosario 1

PENALTY KICK GOALS/ATTEMPTS: Nick Soolsma 1-1, Joao Plata 1-1

TORONTO FC INDIVIDUAL GOALKEEPING

UNF	POS	GOALKEEPER	GP	GS	MIN	SHTS	SV	GA	GAA	PG	PA	W	L	T	SO
30	G	Milos Kocic	8	7	654	47	35	10	1.38	0	0	3	1	4	1
24	G	Stefan Frei	27	27	2406	155	106	49	1.83	4	4	3	12	11	6
		Team totals	34	34	3060	202	141	59	1.74	4	4	6	13	15	7
		Opponent totals	34	34	3060	141	103	36	1.06	2	2	13	6	15	13

\* = Played with other teams in 2011. Only Toronto FC statistics listed here.

TORONTO FC 2011 SCHEDULE

DAY	DATE	OPPONENT	RESULT	ATT.	W-L-T	POS.	PTS	GOALS:
Sat.	Mar. 19	at Vancouver	L 2-4	22,592	0-1-0	0	0	TOR: De Rosario (20) Santos (74); VAN: Hassli (15,72) Dunfield (26) Harris (63)
Sat.	Mar. 26	Portland	W 2-0	20,086	1-1-0	T5	3	TOR: Martina (14,70)
Sat.	Apr. 2	Chivas USA	T 1-1	18,968	1-1-1	T4	4	TOR: Gordon (36); CHV: Moreno (2)
Sat.	Apr. 9	at San Jose	T 1-1	8,928	1-1-2	T3	5	TOR: Gordon (27); SJ: Dawkins (38)
Wed.	Apr. 13	Los Angeles	T 0-0	22,453	1-1-3	T2	6	
Sat.	Apr. 16	D.C. United	L 0-3	16,313	1-2-3	T5	6	DC: Pontius (5,73) Davies (10)
Sat.	Apr. 23	Columbus	T 1-1	20,145	1-2-4	T6	7	TOR: Tchani (41); CLB: Renteria (49)
Sat.	Apr. 30	at Seattle	L 0-3	36,287	1-3-4	T6	7	SEA: Fernandez (9) Evans (52,75)
Sat.	May 7	Houston	W 2-1	20,259	2-3-4	T6	10	TOR: Plata (50) Santos (81); HOU: Palmer (87)
Wed.	May 11	at FC Dallas	L 0-1	8,145	2-4-4	T6	10	DAL: D. Hernandez (45)
Sat.	May 14	Chicago	T 2-2	18,674	2-4-5	7	11	TOR: Plata (9) Santos (47); CHI: Pappa (63) Barouch (75)
Sun.	May 22	at Colorado	T 0-0	13,598	2-4-6	0	12	
Sat.	May 28	Philadelphia	L 2-6	20,122	2-5-6	T6	12	TOR: Maicon Santos (50,59); PHI: G. Farfan (2) Mapp (11,62) Nakazawa (44) Mwanga (72,89)
Sat.	June 4	Sporting KC	T 0-0	19,962	2-5-7	T6	13	
Sat.	June 11	at Los Angeles	T 2-2	20,675	2-5-8	6	14	TOR: Gordon (68,90); LA: Birchall (2) Angel (90)
Wed.	June 15	at New England	T 0-0	6,680	2-5-9	0	15	
Sat.	June 18	Seattle	L 0-1	21,839	2-6-9	T6	15	SEA: Montero (90)
Sat.	June 25	at Real Salt Lake	L 1-3	15,077	2-7-9	T8	15	TOR: Maicon Santos (66); RSL: Borchers (39) Saborio (42,60)
Wed.	June 29	Vancouver	W 1-0	19,816	3-7-9	T5	18	TOR: Soolsma (54)
Wed.	July 6	at New York	L 0-5	15,269	3-8-9	T7	18	NY: Henry (33) Rodgers (38) Lindpere (52) Agudelo (67,89)
Sat.	July 9	at Houston	L 0-2	19,085	3-9-9	T7	18	HOU: Cruz (50) Cameron (81)
Wed.	July 20	FC Dallas	L 0-1	21,087	3-10-9	T8	18	DAL: Shea (48)
Sat.	July 23	at Sporting KC	L 2-4	16,382	3-11-9	T8	18	TOR: Koevermans (50) Johnson (72); KC: Kamara (28,33) Bravo (37,64)
Sat.	July 30	at Portland	T 2-2	18,627	3-11-1	8	19	TOR: Marosevic (71) Koevermans (81); POR: Johnson (23) Jewsbury (57)
Sat.	Aug. 6	at D.C. United	T 3-3	11,684	3-11-1	0	20	TOR: Marosevic (52) de Guzman (69) Koevermans (86); DC: De Rosario (19,64,88)
Sat.	Aug. 13	Real Salt Lake	W 1-0	21,644	4-11-1	7	23	TOR: Plata (77)
Sun.	Aug. 21	at Chicago	L 0-2	12,020	4-12-1	0	23	CHI: Oduro (16) Gargan (69)
Sat.	Aug. 27	San Jose	T 1-1	21,117	4-12-1	8	24	TOR: Avila (33); SJ: Wondolowski (87)
Sat.	Sept. 10	at Columbus	W 4-2	13,058	5-12-1	T7	27	TOR: Soolsma (21) Johnson (42) de Guzman (83) Koevermans (90); CLB: Heinemann (67) Mendoza (87)
Sat.	Sept. 17	Colorado	W 2-1	20,318	6-12-1	T7	30	TOR: Koevermans (52,60); COL: Nyassi (69)
Sat.	Sept. 24	at Chivas USA	L 0-3	14,357	6-13-1	T7	30	CHV: Angel (12,77) Braun (71)
Sat.	Oct. 1	New York	T 1-1	20,132	6-13-1	8	31	TOR: Koevermans (50); NY: Henry (88)
Sat.	Oct. 15	at Philadelphia	T 1-1	19,178	6-13-1	8	32	TOR: Johnson (57); PHI: Le Toux (43)
Sat.	Oct. 22	New England	T 2-2	21,600	6-13-1	8	33	TOR: Soolsma (20) Koevermans (83); NE: Zerka (40) Caraglio (46)



## NON-PLAYOFF TEAMS

### TORONTO FC – GAME-BY-GAME LOG

Game #1	03/19/2011	TOR 2 at VAN 4	L	De Rosario 1 (Maicon Santos 1)	20; Maicon Santos 1 (Yourassowsky 1)	74		
Game #2	03/26/2011	TOR 2 vs POR 0	W	Martina 1 (De Rosario 1)	14; Martina 2 (Frei 1)	70		
Game #3	04/02/2011	TOR 1 vs CHV 1	T	Gordon 1 (Peterson 1)	36			
Game #4	04/09/2011	TOR 1 at SJ 1	T	Gordon 2 (unassisted)	27			
Game #5	04/13/2011	TOR 0 vs LA 0	T					
Game #6	04/16/2011	TOR 0 vs DC 3	L					
Game #7	04/23/2011	TOR 1 vs CLB 1	T	Tchani 1 (de Guzman 1, Gordon 1)	41			
Game #8	04/30/2011	TOR 0 at SEA 3	L					
Game #9	05/07/2011	TOR 2 vs HOU 1	W	Plata 1 (penalty kick)	50; Maicon Santos 2 (Plata 1, Soolisma 1)	81		
Game #10	05/11/2011	TOR 0 at DAL 1	L					
Game #11	05/14/2011	TOR 2 vs CHI 2	T	Plata 2 (Soolisma 2)	9; Maicon Santos 3 (Plata 2)	47		
Game #12	05/22/2011	TOR 0 at COL 0	T					
Game #13	05/28/2011	TOR 2 vs PHI 6	L	Maicon Santos 4 (Borman 1)	50; Maicon Santos 5 (Borman 2)	59		
Game #14	06/04/2011	TOR 0 vs KC 0	T					
Game #15	06/11/2011	TOR 2 at IA 2	T					
Game #16	06/15/2011	TOR 0 at NE 0	T					
Game #17	06/18/2011	TOR 0 vs SEA 1	L					
Game #18	06/25/2011	TOR 1 at RSL 3	L					
Game #19	06/29/2011	TOR 1 vs VAN 0	W	Maicon Santos 6 (Soolisma 3)	66			
Game #20	07/06/2011	TOR 0 at NY 5	L	Soolisma 1 (penalty kick)	54			
Game #21	07/09/2011	TOR 0 at HOU 2	L					
Game #22	07/20/2011	TOR 0 vs DAL 1	L					
Game #23	07/23/2011	TOR 2 at KC 4	L	Koevermans 1 (Johnson 3)	50; Johnson 1 (unassisted)	72		
Game #24	07/30/2011	TOR 2 at POR 2	T	Marosevic 1 (unassisted)	71; Koevermans 2 (Plata 3)	81		
Game #25	08/06/2011	TOR 3 at DC 3	T					
Game #26	08/13/2011	TOR 1 vs RSL 0	W	Plata 3 (Stinson 1)	77			
Game #27	08/21/2011	TOR 0 at CHI 2	L					
Game #28	08/27/2011	TOR 1 vs SJ 1	T	Avila 2 (unassisted)	33			
Game #29	09/10/2011	TOR 4 at CLB 2	W	Soolisma 2 (Frings 1)	21; Johnson 2 (Plata 5)	42; de Guzman 2 (unassisted)	83; Koevermans 4 (de Guzman 2)	92+
Game #30	09/17/2011	TOR 2 vs COL 1	W	Koevermans 5 (Morgan 2)	52; Koevermans 6 (Soolisma 4)	60		
Game #31	09/24/2011	TOR 0 at CHV 3	L					
Game #32	10/01/2011	TOR 1 vs NY 1	T	Koevermans 7 (Johnson 4)	50			
Game #33	10/15/2011	TOR 1 at PHI 1	T	Johnson 3 (Soolisma 5)	57			
Game #34	10/22/2011	TOR 2 vs NE 2	T	Soolisma 3 (Koevermans 1, de Guzman 3)	20; Koevermans 8 (Zavarise 1, Avila 3)	83		

## TORONTO FC – CUP COMPETITIONS – GAME-BY-GAME

#	Player	CANADIAN CHAMPIONSHIP				CONCACAF CHAMPIONS LEAGUE							
		SF1 EDM	SF2 EDM	F1 VAN	F2 VAN	Prnd1 REST	Prnd2 REST	GrpC TAURO	GrpC DAL	GrpC PUMA	GrpC TAURO	GrpC PUMA	GrpC DAL
2	Demitrius Omphroy	3-0	1-0	1-1	2-1	2-1	2-1	2-1	0-1	0-4	1-0	1-1	3-0
3	Andy Iro					90	90	37D			90D	90D	90D
4	Donell Henry					90	90	10		90D	90D	45	90D
5	Ashtone Morgan					90	31s	45	36	90D	90M	90D	90D
6	Julian de Guzman					17s	90	90M	90M	90M	29	90M	80M
7	Joao Plata	65F	90F	76F	90F	41s	90	90F	90F	90F	29	90M	85F
8	Dan Gargan	45		90D	90D								
9	Ryan Johnson					78	59	90M	90F	49F	90F	90F	90F
11	Nathan Sturgis												1
12	Adrian Cann		90D		90M								
13	Keith Makubuya					90	19s	58F	80M	56F	79F	45F	89F
14	Danny Koevermans					73	56s	45M		17		90M	
15	Matt Stinson												
16	Oscar Cordon	90M											
18	Nick Soolisma	25	18	90F	45	90				90F	61F	65M	90M
19	Mikael Yourassowsky	90F	90D	90M	90M			32	90D	90D	11		90D
20	Ty Harden	90D	90D	14	90D			90D	34				90D
21	Leandre Griffitt												
21	Alan Gordon	59F	65F		45M								
22	Tony Tehani	90M	72M										
22	Torsten Frings					90	90	90M	90M	90M	90D		90M
23	Jacob Peterson	31	90F	33M									
23	Terry Dunfield					90	90			34	73M		10
24	Stefan Frei	90G	90G	90G	90G								
25	Danleigh Borman	90D	90D	57	90D	71	90D	54D		90M			
26	Matt Gold		18	57	90D								15
27	Richard Bickersley	45D	90D	90D	90D	90	90	90D	90D	56M	90M	75D	
28	Gianluca Zavarise					49							
29	Maicon Santos	90M	25	90F	19F			90G	90G	90G	90G	90G	90G
30	Milos Kociic					90G							
31	Dicoy Williams			90D	90D								
32	Dasan Robinson					71							
33	Javier Martina					12s	34	53		51		25	
55	Eddy Viator					90	90	90F	90F	41	90M	90F	5
70	Peri Marosevic												
CANADIAN CHAMPIONSHIP													
SF1	04/27/2011	TOR 3 at EDM	0	W	Maicon Santos 35, 61; Gordon 47								
SF2	05/04/2011	TOR 1 vs EDM	0	W	Gordon 21								
F1	05/18/2011	TOR 1 at VAN	1	T	Maicon Santos (Soolisma) 73								
F2	07/01/2001	TOR 2 vs VAN	1	W	Plata (penalty kick) 51; Yourassowsky (de Guzman, Plata) 61								
CONCACAF CHAMPIONS LEAGUE													
Prnd1	07/27/2011	TOR 2 vs RESTLI	1	W	Plata 56, 72								
Prnd2	08/02/2011	TOR 2 at RESTLI	1	W	Johnson 37, 47								
GrpC	08/18/2011	TOR 2 at TAURO	1	W	Johnson 22; De Guzman 24								
GrpC	08/25/2011	TOR 0 vs DAL	1	L									
GrpC	09/14/2011	TOR 0 at PUMAS	4	L									
GrpC	09/20/2011	TOR 1 vs TAURO	0	W	Koevermans (Marosevic) 40								
GrpC	09/27/2011	TOR 9 vs PUMAS	1	T	Marosevic (Koevermans) 35								
GrpC	10/18/2011	TOR 3 at DAL	0	W	Koevermans 28; Plata 69; Plata 81								

2011 VANCOUVER WHITECAPS FC STATISTICS (6-18-10, 28 pts.)

UNF	POS	PLAYER	GP	GS	MIN	G	A	SHT	SOG	FC	FS	OFF	CK	C	E
37	F	Camilo	32	29	2484	12	3	83	37	47	55	22	48	5	0
29	F	Eric Hassli	26	21	1865	10	2	72	28	53	35	20	0	8	3
4	D	Alain Rochat	28	27	2434	3	1	21	5	35	39	1	9	6	0
20	M	Davide Chiumiento	26	20	1674	2	9	20	6	15	43	4	20	2	0
9	F	Atiba Harris	5	5	444	2	3	12	8	13	12	7	0	2	0
16	M	Nizar Khalfan	22	9	1066	1	4	33	9	9	2	2	10	1	0
7	M	*Terry Dunfield	12	11	928	1	3	10	2	11	9	0	10	4	0
22	M	Shea Salinas	26	18	1695	1	3	22	3	12	15	3	11	0	1
23	F	Long Tan	13	4	437	1	2	10	3	6	9	4	0	0	0
17	F	Omar Salgado	14	5	504	1	1	15	5	9	4	6	0	1	0
28	M	Gershon Koffie	29	28	2467	1	0	34	9	58	76	0	0	3	1
26	D	Jordan Harvey (TOT)	30	30	2498	0	5	9	2	24	12	0	7	7	1
26	D	Jordan Harvey (VAN)	14	14	1257	0	4	7	2	11	7	0	7	3	0
12	M	Jeb Brovsky	24	16	1509	0	1	11	2	24	13	0	0	4	0
1	G	Joe Cannon	20	20	1800	0	1	0	0	0	1	0	0	0	0
8	D	Wes Knight	12	10	805	0	1	5	1	8	4	2	0	0	0
50	D	Mouloud Akloul	8	7	625	0	0	1	1	7	6	1	0	2	0
2	D	Michael Boxall	19	18	1616	0	0	2	2	25	10	0	0	3	0
6	D	Jay DeMerit	21	20	1671	0	0	4	1	20	13	1	0	4	0
3	D	Bilal Duckett	4	2	226	0	0	1	1	4	1	0	0	1	0
32	M	Kevin Harmse	3	1	126	0	0	1	0	0	1	0	0	0	0
14	D	Greg Janicki	10	8	752	0	0	1	0	13	5	1	0	1	0
7	F	Mustapha Jarju	10	5	450	0	0	14	3	5	4	4	0	0	0
25	D	Jonathan Leathers	22	21	1840	0	0	4	1	15	8	0	0	3	0
19	D	Carlyle Mitchell	3	3	241	0	0	0	0	3	1	0	0	0	0
27	M	Alexandre Morfaw	2	1	135	0	0	0	0	4	2	0	1	0	0
13	M	Michael Nanchoff	5	1	137	0	0	2	0	3	0	0	2	0	0
18	G	Jay Nolly	14	14	1260	0	0	0	0	1	3	0	0	1	0
31	M	Russell Teibert	11	5	503	0	0	2	0	4	6	0	13	0	0
11	M	John Thorrington	11	9	740	0	0	5	0	14	7	1	0	1	0
8	M	Peter Vagenas	16	13	1042	0	0	2	0	11	6	0	3	0	0
19	D	*Blake Wagner	9	9	778	0	0	5	2	11	9	0	4	0	0
15	M	Philippe Davies	0	0	0	0	0	0	0	0	0	0	0	0	0
24	G	Brian Sylvestre	0	0	0	0	0	0	0	0	0	0	0	0	0
		Team totals	34	34	3060	35	38	399	131	451	443	79	138	55	5
		Opponent totals	34	34	3060	55	57	491	162	443	451	92	168	57	3

GAME-WINNING GOALS: Camilo 2, Long Tan 1, Shea Salinas 1, Alain Rochat 1, Atiba Harris 1

GAME-WINNING ASSISTS: Long Tan 1, Shea Salinas 1, Alain Rochat 1, Jordan Harvey 1

Davide Chiumiento 1

PENALTY KICK GOALS/ATTEMPTS: Eric Hassli 3-4, Camilo 2-2, Terry Dunfield 0-1

VANCOUVER WHITECAPS FC INDIVIDUAL GOALKEEPING

UNF	POS	GOALKEEPER	GP	GS	MIN	SHTS	SV	GA	GAA	PG	PA	W	L	T	SO
1	G	Joe Cannon	20	20	1800	99	66	32	1.60	3	3	4	12	4	3
18	G	Jay Nolly	14	14	1260	63	39	23	1.64	3	4	2	6	6	2
		Team totals	34	34	3060	162	105	55	1.62	6	7	6	18	10	5
		Opponent totals	34	34	3060	131	94	35	1.03	5	7	18	6	10	12

\* = Played with other teams in 2011. Only Vancouver Whitecaps FC statistics listed here.



VANCOUVER WHITECAPS FC 2011 SCHEDULE

DAY	DATE	OPPONENT	RESULT	ATT.	W-L-T	POS.	PTS	GOALS:
Sat.	Mar. 19	Toronto FC	W 4-2	22,592	1-0-0	T1	3	VAN: Hassli (15,72) Dunfield (26) Harris (63); TOR: De Rosario (20) Santos (74)
Sat.	Mar. 26	at Philadelphia	L 0-1	18,591	1-1-0	T4	3	PHI: Ruiz (77)
Sat.	Apr. 2	Sporting KC	T 3-3	20,518	1-1-1	T4	4	VAN: Harris (73) Camilo (90,90); KC: Bunbury (45,58) Kamara (62)
Wed.	Apr. 6	New England	T 1-1	19,294	1-1-2	4	5	VAN: Hassli (56); NE: Stolica (90)
Sun.	Apr. 10	at Houston	L 1-3	12,047	1-2-2	0	5	VAN: Camilo (38); HOU: Weaver (37) Boswell (42) Bruin (76)
Sat.	Apr. 16	Chivas USA	T 0-0	20,809	1-2-3	T4	6	
Sat.	Apr. 23	FC Dallas	L 1-2	21,000	1-3-3	T7	6	VAN: Rochat (25); DAL: John (53) Avila (83)
Sat.	Apr. 30	at Columbus	L 1-2	11,298	1-4-3	8	6	VAN: Salgado (69); CLB: Renteria (50,59)
Sat.	May 7	at Chicago	T 0-0	11,680	1-4-4	8	7	
Wed.	May 11	San Jose	T 1-1	15,608	1-4-5	8	8	VAN: Chiumiento (90); SJ: Wondolowski (39)
Sat.	May 14	at New England	L 0-1	14,186	1-5-5	9	8	NE: Joseph (49)
Sat.	May 28	New York	T 1-1	21,000	1-5-6	9	9	VAN: Hassli (24); NY: Rodgers (34)
Wed.	June 1	at Chivas USA	T 1-1	11,753	1-5-7	9	10	VAN: Camilo (48); CHV: LaBrocca (46)
Sat.	June 4	at Real Salt Lake	L 0-2	15,174	1-6-7	9	10	RSL: Alexandre (32) Espindola (79)
Sat.	June 11	at Seattle	T 2-2	36,502	1-6-8	9	11	VAN: Hassli (29,85); SEA: Rosales (81) Alonso (84)
Sat.	June 18	Philadelphia	W 1-0	20,168	2-6-8	9	14	VAN: Rochat (12)
Sat.	June 25	at Sporting KC	L 1-2	18,467	2-7-8	9	14	VAN: Camilo (15); KC: Bravo (33) Julio Cesar (40)
Wed.	June 29	at Toronto FC	L 0-1	19,816	2-8-8	9	14	TOR: Soolsma (54)
Wed.	July 6	Columbus	L 0-1	19,079	2-9-8	9	14	CLB: Cunningham (90)
Sat.	July 9	at Colorado	L 1-2	13,058	2-10-8	9	14	VAN: Camilo (77); COL: Casey (25) Palguta (68)
Wed.	July 20	at San Jose	T 2-2	8,122	2-10-9	9	15	VAN: Hassli (42,61); SJ: Wondolowski (3,54)
Sat.	July 30	Los Angeles	L 0-4	27,500	2-11-9	9	15	LA: Donovan (61,75) Franklin (80) Cristman (90)
Sun.	Aug. 7	Chicago	W 4-2	18,714	3-11-9	9	18	VAN: Hassli (1,72) Koffie (24) Camilo (48); CHI: Oduro (23) Barouch (80)
Sat.	Aug. 13	at D.C. United	L 0-4	11,738	3-12-9	9	18	DC: Pontius (45,70) Najar (48) King (81)
Sat.	Aug. 20	at Portland	L 1-2	18,627	3-13-9	9	18	VAN: Camilo (88); POR: Chara (2) Perlaza (33)
Sat.	Aug. 27	Houston	W 1-0	20,226	4-13-9	9	21	VAN: Salinas (86)
Sat.	Sept. 10	at New York	T 1-1	19,684	4-13-1	9	22	VAN: Chiumiento (23); NY: Agudelo (68)
Sat.	Sept. 17	at Los Angeles	L 0-3	22,959	4-14-1	9	22	LA: Magee (40,75) Keane (64)
Sat.	Sept. 24	Seattle	L 1-3	21,000	4-15-1	9	22	VAN: Camilo (22); SEA: Evans (33) Montero (63,67)
Sun.	Oct. 2	Portland	L 0-1	21,000	4-16-1	9	22	POR: Cooper (25)
Thu.	Oct. 6	Real Salt Lake	W 3-0	20,113	5-16-1	9	25	VAN: Camilo (44,53) Khalfan (88)
Wed.	Oct. 12	D.C. United	W 2-1	17,288	6-16-1	9	28	VAN: Camilo (1) Tan (46); DC: McDonald (57)
Sat.	Oct. 15	at FC Dallas	L 0-2	10,222	6-17-1	9	28	DAL: Chavez (35) Shea (54)
Sat.	Oct. 22	Colorado	L 1-2	21,000	6-18-1	9	28	VAN: Rochat (49); COL: Larentowicz (59) Thompson (84)

# NON-PLAYOFF TEAMS

## VANCOUVER WHITECAPS FC – GAME-BY-GAME

#	Player	1	2	3	4	5	6	7	8	9	10	11	12	13	14	15	16	17	18	19	20	21	22	23	24	25	26	27	28	29	30	31	32	33	34
1	Joe Cannon	TOR	PHI	KC	NE	HOU	CHV	DAL	CLB	CHI	SJ	NE	NY	CHV	RSL	SEA	PHI	KC	TOR	CLB	COL	SJ	LA	CHI	DC	POR	HOU	NY	LA	SEA	POR	RSL	DC	DAL	COL
2	Michael Boxall	4-2	0-1	3-3	1-1	1-3	0-0	1-2	1-2	0-0	1-1	0-1	1-1	1-1	0-2	2-2	1-0	1-2	0-1	0-1	1-2	2-2	0-4	4-2	0-4	1-2	1-0	1-1	0-3	1-3	0-1	3-0	2-1	0-2	1-2
3	Bilal Duckett	90G	90G	90D	90D	90D	90D	90D	90D	90D	90D	90D	90D	90G	90G	90G	90G	90G	90G	90G	90G	90G	90G	90D	90D	90D	90D	90D	90D	90D	90D	90D	90D	90D	90D
4	Alain Rochat	90D	90D	90D	90D	90M	90D	90D	90D	90D	90D	90D	90D	90D	90D	90D	90D	90D	90D	90D	90D	90D	90D	90D	90D	90D	90D	90D	90D	90D	90D	90D	90D	90D	90D
6	Jay Demerit	90D	90D	90M	90M	45D	90M	74M	90M	90M	90M	90M	90M	90M	90M	90M	90M	90M	90M	90M	90M	90M	90M	90M	90M	90M	90M	90M	90M	90M	90M	90M	90M	90M	90M
7	Terry Dunfield	90M	90M	90M	38M	90M	74M	90M	90M	90M	90M	90M	90M	90M	90M	90M	90M	90M	90M	90M	90M	90M	90M	90M	90M	90M	90M	90M	90M	90M	90M	90M	90M	90M	90M
8	Mustapha Jarju	90M	90M	90M	38M	90M	74M	90M	90M	90M	90M	90M	90M	90M	90M	90M	90M	90M	90M	90M	90M	90M	90M	90M	90M	90M	90M	90M	90M	90M	90M	90M	90M	90M	90M
8	Peter Vagens	90M	90M	90M	38M	90M	74M	90M	90M	90M	90M	90M	90M	90M	90M	90M	90M	90M	90M	90M	90M	90M	90M	90M	90M	90M	90M	90M	90M	90M	90M	90M	90M	90M	90M
8	Wes Knight	21	25	69M	45M	83M	61M	66M	75D	90D	90D	90D	90D	90D	90D	90D	90D	90D	90D	90D	90D	90D	90D	90D	90D	90D	90D	90D	90D	90D	90D	90D	90D	90D	90D
9	Atiba Harris	90F	84F	90F	90F	90F	90F	90F	90F	90F	90F	90F	90F	90F	90F	90F	90F	90F	90F	90F	90F	90F	90F	90F	90F	90F	90F	90F	90F	90F	90F	90F	90F	90F	90F
11	John Thornington	90F	84F	90F	90F	90F	90F	90F	90F	90F	90F	90F	90F	90F	90F	90F	90F	90F	90F	90F	90F	90F	90F	90F	90F	90F	90F	90F	90F	90F	90F	90F	90F	90F	90F
12	Teb Brovsky	90M	90M	90M	77M	16	90M	90M	90M	90M	90M	90M	90M	90M	90M	90M	90M	90M	90M	90M	90M	90M	90M	90M	90M	90M	90M	90M	90M	90M	90M	90M	90M	90M	90M
13	Michael Nanchhoff	90D	63D	90D	63D	90D	63D	90D	63D	90D	63D	90D	63D	90D	63D	90D	63D	90D	63D	90D	63D	90D	63D	90D	63D	90D	63D	90D	63D	90D	63D	90D	63D	90D	63D
14	Greg Janicki	90D	63D	90D	63D	90D	63D	90D	63D	90D	63D	90D	63D	90D	63D	90D	63D	90D	63D	90D	63D	90D	63D	90D	63D	90D	63D	90D	63D	90D	63D	90D	63D	90D	63D
15	Phillippe Daviles	90D	63D	90D	63D	90D	63D	90D	63D	90D	63D	90D	63D	90D	63D	90D	63D	90D	63D	90D	63D	90D	63D	90D	63D	90D	63D	90D	63D	90D	63D	90D	63D	90D	63D
16	Nizar Khalifan	45	89M	27	90M	79M	22	29	34	18	16	13	13	45	14	13	13	13	90M	90M	8	28	6	20	90D	5	14	45	90D	90D	90D	90D	90D	90D	90M
17	Omar Salgado	90G	90G	90G	90G	90G	90G	90G	90G	90G	90G	90G	90G	90G	90G	90G	90G	90G	90G	90G	90G	90G	90G	90G	90G	90G	90G	90G	90G	90G	90G	90G	90G	90G	90G
18	Jay Nolly	90G	90G	90G	90G	90G	90G	90G	90G	90G	90G	90G	90G	90G	90G	90G	90G	90G	90G	90G	90G	90G	90G	90G	90G	90G	90G	90G	90G	90G	90G	90G	90G	90G	90G
19	Carlyle Mitchell	90D	90M	90D	90D	90D	90D	90D	90D	90D	90D	90D	90D	90D	90D	90D	90D	90D	90D	90D	90D	90D	90D	90D	90D	90D	90D	90D	90D	90D	90D	90D	90D	90D	90D
20	Davide Chiumiento	45M	21	90M	68M	84M	90M	90M	11	77M	68M	90M	74M	90M	45M	33	81M	45	28	63M	75M	57F	64M	90M	68F	17	52M	2	12	12	12	12	12	12	
22	Shea Salinas	90D	90D	90D	90D	90D	90D	90D	90D	90D	90D	90D	90D	90D	90D	90D	90D	90D	90D	90D	90D	90D	90D	90D	90D	90D	90D	90D	90D	90D	90D	90D	90D	90D	90D
23	Long Tan	1	1	10	10	10	10	10	10	10	10	10	10	10	10	10	10	10	10	10	10	10	10	10	10	10	10	10	10	10	10	10	10	10	10
24	Brian Sylvestre	90D	90D	90D	90D	90D	90D	90D	90D	90D	90D	90D	90D	90D	90D	90D	90D	90D	90D	90D	90D	90D	90D	90D	90D	90D	90D	90D	90D	90D	90D	90D	90D	90D	90D
25	Jonathan Leathers	90D	90D	90D	90D	90D	90D	90D	90D	90D	90D	90D	90D	90D	90D	90D	90D	90D	90D	90D	90D	90D	90D	90D	90D	90D	90D	90D	90D	90D	90D	90D	90D	90D	90D
26	Jordan Harvey	90M	90M	90M	44M	90M	90M	90M	90M	90M	90M	90M	90M	90M	90M	90M	90M	90M	90M	90M	90M	90M	90M	90M	90M	90M	90M	90M	90M	90M	90M	90M	90M	90M	90M
27	Alexandre Morfaw	90M	90M	90M	44M	90M	90M	90M	90M	90M	90M	90M	90M	90M	90M	90M	90M	90M	90M	90M	90M	90M	90M	90M	90M	90M	90M	90M	90M	90M	90M	90M	90M	90M	90M
28	Gershon Koffie	83F	57F	11	80F	90F	90F	66F	90F	66F	90F	66F	90F	66F	90F	66F	90F	66F	90F	66F	90F	66F	90F	66F	90F	66F	90F	66F	90F	66F	90F	66F	90F	66F	
29	Eric Hassli	69M	65M	45	80F	90F	90F	66F	90F	66F	90F	66F	90F	66F	90F	66F	90F	66F	90F	66F	90F	66F	90F	66F	90F	66F	90F	66F	90F	66F	90F	66F	90F	66F	
31	Russell Teibert	69M	65M	45	80F	90F	90F	66F	90F	66F	90F	66F	90F	66F	90F	66F	90F	66F	90F	66F	90F	66F	90F	66F	90F	66F	90F	66F	90F	66F	90F	66F	90F	66F	
32	Kevin Harmse	7	6	90F	67F	84F	90F	90F	56F	72F	90F	82F	77M	90F	90M	76M	90M	32	90F	90F	90M	90M	90F	90F	90M	90M	90F	90F	90M	90M	90M	90M	90M	90M	
37	Camilo	7	6	90F	67F	84F	90F	90F	56F	72F	90F	82F	77M	90F	90M	76M	90M	32	90F	90F	90M	90M	90F	90F	90M	90M	90F	90F	90M	90M	90M	90M	90M	90M	
50	Mouloud Aklou	11	11	10	10	10	10	10	10	10	10	10	10	10	10	10	10	10	10	10	10	10	10	10	10	10	10	10	10	10	10	10	10	10	10

"00" = 100 minutes played  
 F/M/D/G = starting position

Played for other teams:  
 Jordan Harvey played 1241 minutes for PHI

## NON-PLAYOFF TEAMS

### VANCOUVER WHITECAPS FC – GAME-BY-GAME LOG

Game #	Date	Opponent	Result	Goals
Game #1	03/19/2011	VAN 4 vs TOR 2	W	Hassli 1 (Harris 1, Chiumiento 1) 15; Dunfield 1 (Chiumiento 2) 26; Harris 1 (unassisted) 63; Hassli 2 (Knight 1, Harris 2) 72
Game #2	03/26/2011	VAN 0 at PHI 1	L	Harris 2 (Khalfan 1, Camilo 1) 73; Camilo 1 (Chiumiento 3, Dunfield 1) 92+; Camilo 2 (Khalfan 2, Harris 3) 93+
Game #3	04/02/2011	VAN 3 vs KC 3	T	Hassli 3 (penalty kick) 56
Game #4	04/06/2011	VAN 1 vs NE 1	T	Camilo 3 (Chiumiento 4) 38
Game #5	04/10/2011	VAN 1 at HOU 3	L	
Game #6	04/16/2011	VAN 0 vs CHV 0	T	
Game #7	04/23/2011	VAN 1 vs DAL 2	L	Rochat 1 (Chiumiento 5, Brovsky 1) 25
Game #8	04/30/2011	VAN 1 at CLB 2	T	Salgado 1 (Dunfield 2) 69
Game #9	05/07/2011	VAN 0 at CHI 0	T	
Game #10	05/11/2011	VAN 1 vs ST 1	T	Chiumiento 1 (Dunfield 3) 91+
Game #11	05/14/2011	VAN 0 at NE 1	L	
Game #12	05/28/2011	VAN 1 vs NY 1	T	Hassli 4 (penalty kick) 24
Game #13	06/01/2011	VAN 1 at CHV 1	T	Camilo 4 (unassisted) 48
Game #14	06/04/2011	VAN 0 at RSL 2	L	
Game #15	06/11/2011	VAN 2 at SEA 2	T	Hassli 5 (penalty kick) 29; Hassli 6 (unassisted) 85
Game #16	06/18/2011	VAN 1 vs PHI 0	W	Rochat 2 (Chiumiento 6) 12
Game #17	06/25/2011	VAN 1 at KC 2	L	Camilo 5 (Chiumiento 7) 15
Game #18	06/29/2011	VAN 0 at TOR 1	L	
Game #19	07/06/2011	VAN 0 vs CLB 1	L	
Game #20	07/09/2011	VAN 1 at COL 2	L	Camilo 6 (Khalfan 3, Long Tan 1) 77
Game #21	07/20/2011	VAN 2 at SJ 2	T	Hassli 7 (Salinas 1) 42; Hassli 8 (Salinas 2, Chiumiento 8) 61
Game #22	07/30/2011	VAN 0 vs LA 4	L	
Game #23	08/07/2011	VAN 4 vs CHI 2	W	Hassli 9 (Harvey 2) 1; Koffie 1 (Hassli 1, Camilo 2) 24; Camilo 7 (Salinas 3, Harvey 3) 48; Hassli 10 (unassisted) 72
Game #24	08/13/2011	VAN 0 at DC 4	L	
Game #25	08/20/2011	VAN 1 at POR 2	L	Camilo 8 (Harvey 4) 88
Game #26	08/27/2011	VAN 1 vs HOU 0	W	Salinas 1 (Long Tan 2) 86
Game #27	09/10/2011	VAN 1 at NY 1	T	Chiumiento 2 (Camilo 3) 23
Game #28	09/17/2011	VAN 0 at LA 3	L	
Game #29	09/24/2011	VAN 1 vs SEA 3	L	Camilo 9 (Chiumiento 9, Hassli 2) 22
Game #30	10/02/2011	VAN 0 vs POR 1	L	
Game #31	10/06/2011	VAN 3 vs RSL 0	W	Camilo 10 (penalty kick) 44; Camilo 11 (penalty kick) 53; Khalfan 1 (Salgado 1, Cannon 1) 88
Game #32	10/12/2011	VAN 2 vs DC 1	W	
Game #33	10/15/2011	VAN 0 at DAL 2	L	Camilo 12 (Harvey 5, Khalfan 4) 1; Long Tan 1 (Rochat 1) 46
Game #34	10/22/2011	VAN 1 vs COL 2	L	Rochat 3 (unassisted) 49

VANCOUVER WHITECAPS FC – CUP COMPETITIONS – GAME-BY-GAME

#	Player	CANADIAN CHAMPIONSHIP			
		SF1 MTL	SF2 MTL	F1 TOR	F2 TOR
1	Joe Cannon	90D			90G
2	Michael Boxall				90D
3	Bilal Duckett	90D	120D	90D	90D
4	Alain Rochat			90D	62D
6	Jay Demerit			90M	90M
7	Terry Dunfield	90M	120M	90M	90M
8	Wes Knight				
9	Aciba Harris				
11	John Thorrington				72M
12	Jeb Brovsky				
13	Michael Nanchoff		120D	90D	
14	Greg Janicki				
15	Phillipe Davies	22	30	12	18
16	Nizar Khalifan		69F	17	
17	Omar Salgado		90G	120G	90G
18	Jay Nolly				
19	Blake Wagner	90D			
20	Davide Chiumiento	78M	120M	90M	
22	Shea Salinas	12	51	83M	45M
23	Long Tan				
24	Brian Sylvestre				
25	Jonathan Leathers	90D	120D	90D	90D
27	Alexandre Morfaw		120M	90M	90M
28	Gershon Koffie		90F	45F	73F
29	Eric Hassli		90M	90M	7
31	Russell Teibert				45
32	Kevin Harmse				
37	Camilo	68F	75	78F	90F
50	Mouloud Akloul	90M	120D		

CANADIAN CHAMPIONSHIP					
	SF1	SF2	F1	F2	
	04/27/2011	05/04/2011	05/18/2011	07/02/2011	
	VAN 1 at MTL 0	VAN 1 vs MTL 1	VAN 1 vs TOR 1	VAN 1 at TOR 2	
	W	T	T	L	
	Dunfield 67	Akloul (Rochat) 113	Hassli (Chiumiento) 64	Camilo 21	