



WTCC

FIA World Touring Car Championship

Rounds 1 & 2
Curitiba, Brazil
5 – 7 March 2010



Timing and Results by MST Systems Ltd

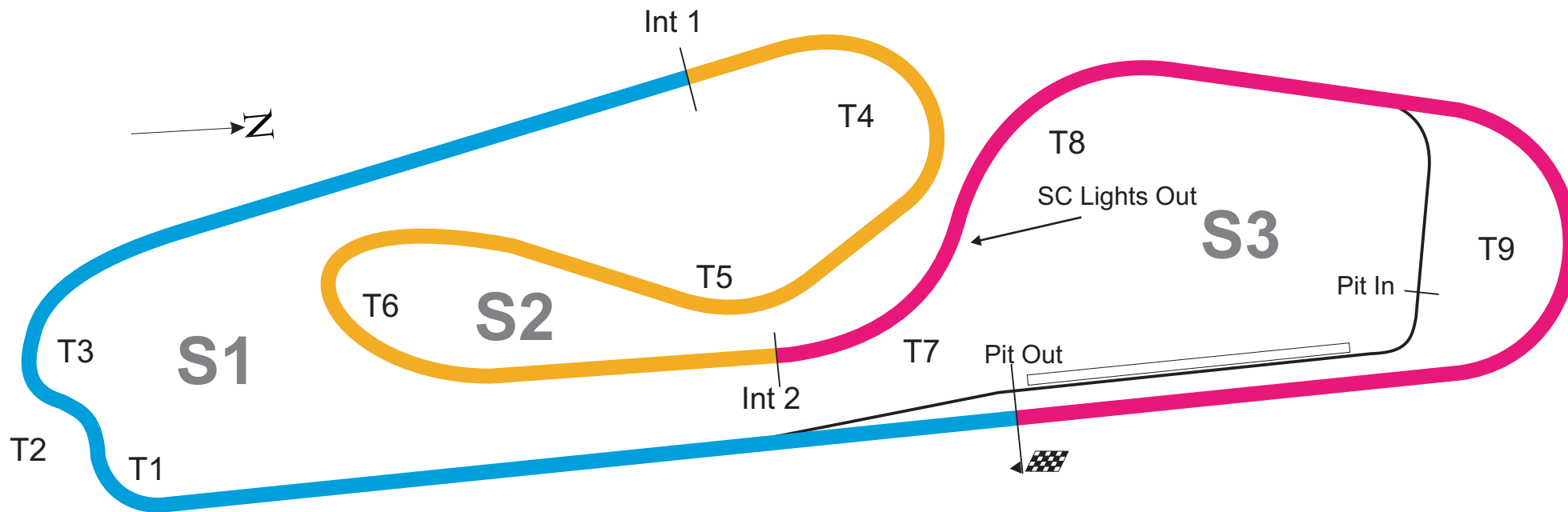
www.fiawtcc.com

www.mstworld.com



Curitiba, Brazil
6-7th March 2010

—▲	Start Line
▣	Finish "Line"
	Start Line Offset 0,0 m
	Int 1 = @ 1,264 Km
	Int 2 = @ 2,398 Km
	Circuit Centerline 3,696 Km
	Pit in @ 3,121 Km
	Pit out @ 0,013 Km
	Pit in to Pit out 0,403 Km
	A lap by the Pits 3,510 Km
	T = Turn Number S = Sector



**2010 FIA World Touring Car Championship
TESTING**

POS	NO	CLS	DRIVER	NAT	CAR	TIME	LAPS	GAP	KPH
1	10		Augusto FARFUS	BRA	BMW 320si	1:24.243	17		157.90
2	8		Alain MENU	SUI	Chevrolet Cruze	1:24.732	13	0.489	156.98
3	11		Andy PRIAULX	GBR	BMW 320si	1:24.739	16	0.496	156.97
4	6		Yvan MULLER	FRA	Chevrolet Cruze	1:24.805	11	0.562	156.85
5	7		Robert HUFF	GBR	Chevrolet Cruze	1:24.960	13	0.717	156.56
6	1		Gabriele TARQUINI	ITA	SEAT Leon TDI	1:25.308	12	1.065	155.92
7	5		Norbert MICHELISZ	HUN	SEAT Leon TDI	1:25.625	13	1.382	155.35
8	2		Tom CORONEL	NED	SEAT Leon TDI	1:25.846	13	1.603	154.95
9	3		Tiago MONTEIRO	POR	SEAT Leon TDI	1:25.864	14	1.621	154.91
10	17		Michel NYKJAER	DEN	SEAT Leon TDI	1:26.424	16	2.181	153.91
11	20		Darryl O'YOUNG	HKG	Chevrolet Lacetti	1:26.514	17	2.271	153.75
12	18		Fredy BARTH	SUI	SEAT Leon TDI	1:26.570	16	2.327	153.65
13	25		Sergio HERNANDEZ	ESP	BMW 320si	1:26.682	16	2.439	153.45
14	21		Mehdi BENNANI	MAR	BMW 320si	1:26.870	18	2.627	153.12
15	19		Harry VAULKHARD	GBR	Chevrolet Lacetti	1:26.971	17	2.728	152.94
16	15		Franz ENGSTLER	GER	BMW 320si	1:26.985	16	2.742	152.92
17	26		Stefano D'ASTE	ITA	BMW 320si	1:27.430	9	3.187	152.14
18	16		Andrei ROMANOV	RUS	BMW 320si	1:29.246	16	5.003	149.04
19	4		Jordi GENE	ESP	SEAT Leon TDI	1:39.699	3	15.456	133.42

For Media Information Purposes - No Regulatory Value

Weather/Track: Cloud 22°/Dry 29°

Curitiba

Circuit Length = 3.6950 km.

Start: 15:00 End: 15:34

Race Director:	Steward:	Timekeeper:	Issued at:
----------------	----------	-------------	------------

2010 FIA World Touring Car Championship Testing - Sector Analysis Report

Lap S1 Time S1 Spd S2 Time S2 Spd S3 Time S3 Spd Lap Time Pit Lap S1 Time S1 Spd S2 Time S2 Spd S3 Time S3 Spd Lap Time Pit

1 TARQUINI				ITA				SEAT Leon TDI									
1		11:32.004	169.2			15:41.262	Pit	8	30.315	184.9	32.941	169.8	7:22.520		8:25.776	Pit	
2	37.701	193.5	33.577	167.4	29.675	194.9	1:40.953	9	48.621	191.4	32.821	171.1	28.426	197.8	1:49.868		
3	29.754	192.1	31.814	171.4	28.372	196.7	1:29.940	10	28.113	195.6	29.720	173.9	27.475	197.4	1:25.308		
4	28.252	193.5	30.604	128.8	4:29.238		5:28.094	Pit	11	29.211	181.5	30.854	171.4	1:41.699		2:41.764	Pit
5	36.743	191.8	35.244	167.4	28.774	196.0	1:40.761	12			1:18.157	173.3		197.4	1:46.109		
6	28.138	193.2	29.964	172.2	27.799	197.0	1:25.901										
7	28.177	196.0	29.631	174.1	27.558	198.8	1:25.366										

2 CORONEL				NED				SEAT Leon TDI									
1	16:56.208	188.4	32.346	167.1	1:55.798		19:24.352	Pit	8			58.252	173.6		194.5	1:26.737	
2	35.125	191.1	30.087	172.2	28.518	196.0	1:33.730	9	29.846	176.1	35.687	128.8	4:39.474		5:45.007	Pit	
3	28.251	194.2	30.060	171.7	27.999	196.3	1:26.310	10	36.237	194.2	31.132	171.7	28.771	196.3	1:36.140		
4	28.410	194.5	30.179	172.5	27.688	195.6	1:26.277	11	28.237	196.0	29.974	171.9	27.635	196.7	1:25.846		
5	28.449	192.8	30.085	171.7	27.849	196.0	1:26.383	12	28.315	195.6	32.658	139.8	28.418	199.2	1:29.391		
6	28.500	192.8	30.507	165.3	2:59.244		3:58.251	Pit	13	27.653	195.2	29.878	174.7	27.769	197.4	1:25.300	
7			1:10.552	143.2		197.8	1:40.364										

3 MONTEIRO				POR				SEAT Leon TDI									
1	11:00.605	166.9	33.726	162.1	2:12.339		13:46.670	Pit	9	28.679	191.4	29.931	171.1	27.883	193.5	1:26.493	
2	38.827	186.2	32.834	163.8	29.480	194.2	1:41.141	10	28.620	191.4	30.011	171.7	27.830	194.5	1:26.461		
3	29.035	191.4	30.199	170.0	28.293	194.9	1:27.527	11	28.777	191.8	30.698	169.8	8:24.333		9:23.808	Pit	
4	28.595	191.4	30.134	170.3	28.019	193.5	1:26.748	12	35.237	193.8	31.384	137.4	28.838	195.6	1:35.459		
5	29.134	191.4	32.117	161.4	28.779	193.8	1:30.030	13	28.267	194.9	29.879	171.7	27.718	196.3	1:25.864		
6	28.844	190.4	30.179	169.2	28.028	194.9	1:27.051	14	28.424	192.8	29.890	172.2	27.958	194.2	1:26.272		
7	28.691	193.8	33.494	155.1	3:14.511		4:16.696	Pit									
8	48.087	190.1	31.654	167.9	28.758	195.6	1:48.499										

4 GENE				ESP				SEAT Leon TDI									
1	11:06.164		34.485	164.8	2:25.168		14:05.817	Pit	3	29.068	190.4	32.508	114.7	5:07.072		6:08.648	Pit
2	38.785	190.1	32.145	166.9	28.769	193.2	1:39.699										

5 MICHELISZ				HUN				SEAT Leon TDI									
1	11:04.820	152.3	34.611	152.7	1:51.229		13:30.660	Pit	8	28.553	193.2	31.339	156.7	5:32.556		6:32.448	Pit
2	37.203	192.5	30.232	171.4	27.897	197.0	1:35.332	9	53.610		32.323	171.7	27.888	196.3	1:53.821		
3	28.495	192.8	30.191	171.9	27.734	194.5	1:26.420	10			58.214	172.5		196.3	1:25.625		
4	28.497	191.1	29.966	172.5	27.735	194.5	1:26.198	11	28.452	192.5	34.687	133.0	7:20.821		8:23.960	Pit	
5	28.502	191.4	29.900	170.8	27.789	193.8	1:26.191	12	52.631	193.8	30.125	172.8	27.507	196.0	1:50.263		
6	28.859	190.8	30.320	171.4	27.862	194.2	1:27.041	13	28.360	192.5	29.816	174.1	28.903	193.5	1:27.079		
7	28.755	191.8	30.285	172.8	27.799	195.2	1:26.839										



Weather/Track: Cloud 22° /Dry 29°
Car 16, Transponder working intermittently

Circuit Length - 3.695 kilometres
Autodromo Raul Boesel
Curitiba

2010 FIA World Touring Car Championship Testing - Sector Analysis Report

Lap	S1 Time	S1 Spd	S2 Time	S2 Spd	S3 Time	S3 Spd	Lap Time	Pit	Lap	S1 Time	S1 Spd	S2 Time	S2 Spd	S3 Time	S3 Spd	Lap Time	Pit
6 MULLER FRA Chevrolet Cruze																	
1			11:23.933	167.1		192.1	11:52.397		7	28.334	189.8	29.785	167.1	27.334	192.5	1:25.453	
2	28.931	189.8	29.821	168.4	27.698	193.2	1:26.450		8	29.033	188.8	30.297	166.4			12:59.801	Pit
3	28.719	190.1	30.181	167.1	27.575	193.5	1:26.475		9	51.403	163.6	35.068	152.3	28.384	196.3	1:54.855	
4	28.571	189.8	31.438	138.4	5:56.132		6:56.141	Pit	10	28.107	192.1	29.442	169.8	27.256	193.5	1:24.805	
5			1:13.223	161.6		193.2	1:45.825		11	28.150	190.4	29.865	169.0	27.561	192.1	1:25.576	
6	28.316	190.1	29.538	168.2	27.304	193.2	1:25.158										
7 HUFF GBR Chevrolet Cruze																	
1	10:52.857		32.263	149.1	28.721	192.5	11:53.841		8	28.212	189.8	29.700	169.2	27.548	193.5	1:25.460	
2	28.719	190.1	30.208	168.2	27.786	194.2	1:26.713		9			58.135	169.2		194.5	1:25.626	
3	28.569	190.1	29.994	168.4	27.588	194.2	1:26.151		10	28.448	190.1	29.894	169.8	8:13.476		9:11.818	Pit
4	28.307	190.4	30.028	167.7	27.791	192.5	1:26.126		11	35.984	190.1	32.230	161.9	28.584	195.6	1:36.798	
5	28.460	189.8	30.160	169.2	27.723	194.2	1:26.343		12	28.126	191.4	29.584	169.5	27.250	193.5	1:24.960	
6	28.820	189.8	30.580	169.2	7:01.571		8:00.971	Pit	13	28.130	190.8	29.743	170.0	27.524	193.5	1:25.397	
7	35.766	188.1	32.805	140.0	28.718	195.6	1:37.289										
8 MENU SUI Chevrolet Cruze																	
1			12:08.255	167.4		192.8	12:36.614		8	28.208	190.1	29.495	168.7	27.198	194.2	1:24.901	
2	28.640	190.1	30.249	167.9	27.708	193.5	1:26.597		9			1:00.767	159.0			8:35.811	Pit
3	28.416	189.8	29.757	169.0	27.673	193.8	1:25.846		10	38.459	172.8	32.700	165.3	28.467	194.9	1:39.626	
4	29.447	137.5	38.178	139.3	29.086	194.5	1:36.711		11	28.147	190.4	29.434	169.5	27.151	194.9	1:24.732	
5	28.526	189.8	29.886	168.4	27.607	194.5	1:26.019		12	28.115	192.1	30.081	170.3	27.224	196.0	1:25.420	
6	29.094	188.1	31.546	162.8	6:11.350		7:11.990	Pit	13			1:03.709	147.7			1:47.459	Pit
7	37.165	187.5	32.485	163.8	28.629	195.6	1:38.279										
10 FARFUS BRA BMW 320si																	
1			11:21.694	167.9		192.5	11:49.427		10	28.168	191.4	29.612	167.9	3:33.087		4:30.867	Pit
2	28.389	191.4	29.938	168.4	27.566	193.5	1:25.893		11			1:13.981	162.8		195.6	1:42.468	
3	28.355	190.8	29.711	168.7	27.469	194.2	1:25.535		12	27.908		29.462	169.5	27.015	196.0	1:24.385	
4	28.224	191.4	29.798	168.4	27.639	194.5	1:25.661		13	27.958	190.4	33.236	152.1	5:24.256		6:25.450	Pit
5	28.212	190.8	29.821	168.7	27.606	193.2	1:25.639		14	40.387	178.8	31.331	165.6	27.728	195.6	1:39.446	
6	28.261	190.8	29.789	169.5	2:00.187		2:58.237	Pit	15	27.861	192.5	29.312	170.0	27.070	194.9	1:24.243	
7	35.853	172.8	31.604	165.8	27.872	194.2	1:35.329		16	29.390	162.4	31.800	164.6	27.935	195.2	1:29.125	
8	28.031	191.1	29.410	169.5	27.260	194.9	1:24.701		17	27.970	191.1	29.504	169.0	27.299	194.5	1:24.773	
9	28.049	191.1	29.545	168.2	27.288	194.9	1:24.882										



Weather/Track: Cloud 22° /Dry 29°
Car 16, Transponder working intermittently

Circuit Length - 3.695 kilometres
Autodromo Raul Boesel
Curitiba

2010 FIA World Touring Car Championship Testing - Sector Analysis Report

Lap S1 Time S1 Spd S2 Time S2 Spd S3 Time S3 Spd Lap Time Pit Lap S1 Time S1 Spd S2 Time S2 Spd S3 Time S3 Spd Lap Time Pit

11 PRIAULX

GBR

BMW 320si

1		11:28.727	135.3		193.5	11:56.836		10	28.076	190.1	29.564	168.7	27.234	195.2	1:24.874
2	28.454	190.8	30.134	169.8	27.462	195.2	1:26.050	11			57.898	169.8		194.9	1:25.176
3	28.265	190.4	29.850	169.0	27.341	195.2	1:25.456	12	28.220	190.4	29.987	170.0	6:19.020		7:17.227 Pit
4	28.319	190.4	29.846	168.4	27.635	194.9	1:25.800	13	39.772	175.8	30.600	160.9	27.482	196.0	1:37.854
5	28.315	190.1	30.200	169.0	2:22.918		3:21.433 Pit	14	28.030	191.4	29.461	169.2	27.248	194.5	1:24.739
6	33.779	189.4	29.863	169.0	27.522	194.5	1:31.164	15	28.198	191.1	29.552	170.0	27.284	195.2	1:25.034
7	30.301	181.2	30.228	169.0	27.422	195.2	1:27.951	16	28.218	191.4	29.632	169.5	27.334	195.2	1:25.184
8	28.240	190.4	29.856	169.0	2:03.999		3:02.095 Pit								
9	34.383	188.8	30.037	167.7	27.328	194.9	1:31.748								

15 ENGSTLER

GER

BMW 320si

1	14:13.822	175.8	33.612	162.4	31.102	188.4	15:18.536	10			1:01.994	113.6	195.6		1:31.244
2	29.228	189.4	31.275	165.3	2:17.932		3:18.435 Pit	11	28.907	190.1	30.466	168.4	28.063	194.2	1:27.436
3	39.002	181.5	32.056	164.8	28.850	191.8	1:39.908	12	28.756	190.8	33.551	138.4	5:22.919		6:25.226 Pit
4	28.817	189.1	30.649	166.9	28.314	192.5	1:27.780	13	37.066	186.2	31.099	166.4	28.341	193.2	1:36.506
5	28.684	190.8	30.348	167.9	28.072	193.5	1:27.104	14	28.713	190.4	30.240	168.2	28.032	194.2	1:26.985
6	28.788	190.1	30.225	166.9	28.283	191.4	1:27.296	15	28.729	190.4	30.357	168.7	27.991	193.5	1:27.077
7	28.998	189.4	30.763	165.6	28.878	192.8	1:28.639	16	28.606	190.1	30.379	167.9	28.032	193.5	1:27.017
8	29.211	188.8	30.506	165.8	28.356	192.1	1:28.073								
9	28.801	189.8	30.428	167.4	28.258	192.5	1:27.487								

16 ROMANOV

RUS

BMW 320si

1					16:53.800		Pit	10			1:00.369				1:31.401
2					1:50.903			11							1:29.515
3					1:34.708			12			1:02.602	135.5			6:14.645 Pit
4					1:30.771			13							1:41.593
5					1:31.305			14						1:29.246	
6					1:30.721			15						1:29.394	
7	31.230	121.7			1:32.743			16						1:29.738	
8					1:30.880										
9					1:29.467										

17 NYKJAER

DEN

SEAT Leon TDI

1	11:01.430	180.3	33.403	168.7	3:39.707		15:14.540 Pit	10			58.821	171.1		193.8	1:27.077
2	40.057	190.8	31.179	169.2	29.447	185.5	1:40.683	11	28.616	191.4	34.965	143.2	4:00.448		5:04.029 Pit
3	29.494	190.1	30.299	170.6	28.903	193.2	1:28.696	12	36.986	186.5	30.436	172.5	27.889	195.2	1:35.311
4	29.149	191.1	30.873	170.0	28.827	193.8	1:28.849	13	28.576	192.5	30.070	171.7	28.303	192.5	1:26.949
5	28.809	190.4	30.224	170.3	28.354	193.5	1:27.387	14	28.788	191.8	30.126	171.7	27.923	193.5	1:26.837
6	28.502	192.1	30.627	170.8	28.195	193.5	1:27.324	15	28.661	192.8	30.003	172.8	27.760	194.5	1:26.424
7	28.745	191.8	30.274	170.3	28.135	193.8	1:27.154	16	28.601	191.4	30.221	172.2	28.186	193.2	1:27.008
8	28.567	191.4	30.413	170.3	4:00.668		4:59.648 Pit								
9	36.136	191.1	30.364	172.2	28.171	194.9	1:34.671								



Weather/Track: Cloud 22° / Dry 29°
Car 16, Transponder working intermittently

Circuit Length - 3.695 kilometres
Autodromo Raul Boesel
Curitiba

2010 FIA World Touring Car Championship Testing - Sector Analysis Report

Lap S1 Time S1 Spd S2 Time S2 Spd S3 Time S3 Spd Lap Time Pit Lap S1 Time S1 Spd S2 Time S2 Spd S3 Time S3 Spd Lap Time Pit

18 BARTH				SUI				SEAT Leon TDI			
1	11:02.017	179.1	33.335 154.0	2:48.242	14:23.594	Pit	10	28.485	30.297 170.6	28.085 197.0	1:26.867
2	37.645 152.5	33.373 140.2	33.042 185.8	1:44.060	11	28.475 190.4	32.751 152.3	4:03.137	5:04.363	Pit	
3	33.637 134.3	33.905 155.3	29.533 191.8	1:37.075	12	47.590 193.5	30.254 169.8	28.149 195.6	1:45.993		
4	29.171 192.8	30.874 167.7	4:33.811	5:33.856	Pit	13	28.409 193.2	30.100 170.6	28.061 194.9	1:26.570	
5	47.505 169.8	32.146 160.2	29.169 193.8	1:48.820	14	28.463 194.2	30.392 170.8	28.333 194.5	1:27.188		
6	28.823 190.1	30.558 168.7	28.355 193.2	1:27.736	15	28.547 193.8	30.595 167.7	28.389 193.5	1:27.531		
7	28.659 191.1	30.375 169.8	28.181 193.8	1:27.215	16		59.079 170.6	194.5	1:27.385		
8	28.532 192.5	30.519 170.6	28.146 194.2	1:27.197							
9		58.860 171.9	196.7	1:27.278							

19 VAULKHARD				GBR				Chevrolet Lacetti			
1		11:50.066 158.1	30.569 189.4	1:40.396	13:49.613	Pit	10	37.145 164.3	31.337 165.1	28.480 192.5	1:36.962
2	36.961 183.0	32.866 163.3	29.735 190.4	1:30.941	11	28.665 189.4	30.557 166.4	28.185 194.5	1:27.407		
3	29.413 187.8	31.793 164.6	29.276 191.8	1:29.626	12	28.674	30.364 167.4	27.933 193.8	1:26.971		
4	29.213 187.1	31.137 165.1	28.876 191.8	1:28.637	13	28.909 144.0	35.414 162.4	4:46.642	5:50.965	Pit	
5	28.903 188.1	30.858 166.1	28.735 193.2	1:28.625	14	35.001 186.2	31.713 165.8	29.250 191.4	1:35.964		
6	28.915 187.5	30.975 166.9	28.736 193.2	1:28.692	15	28.790 188.1	30.746 166.1	28.323 192.1	1:27.859		
7	28.767 189.1	31.189 165.6	28.629 192.5	1:28.672	16	29.068 188.4	30.770 165.8	28.347 192.1	1:28.185		
8	28.812 188.8	31.231 165.8	2:31.350	3:32.477	Pit	17	28.814 189.4	30.611 166.1	28.376 191.8	1:27.801	
9	29.546 187.1	31.581 163.6									

20 O'YOUNG				HKG				Chevrolet Lacetti			
1	11:14.369 149.7	34.692 159.7	30.991 189.4	1:20.052	12:20.052		10	28.944 189.1	30.730 167.1	27.980 193.8	1:27.654
2	30.976 185.2	31.847 166.1	29.456 190.4	1:32.279	11		59.469 167.9	194.5	1:27.483		
3	30.032 187.5	32.133 165.8	28.816 193.2	1:30.981	12	28.840	30.468 168.2	28.078 194.5	1:27.386		
4	29.485 189.1	31.055 166.4	28.501 193.5	1:29.041	13	29.260 153.6	34.918 155.8	4:39.374	5:43.552	Pit	
5	29.340 188.4	30.655 167.1	28.986 192.8	1:28.981	14	35.410 189.4	31.085 167.9	28.029 193.5	1:34.524		
6	29.899 178.8	33.514 160.7	4:06.916	5:10.329	Pit	15	29.087 190.8	30.342 168.4	28.092 196.0	1:27.521	
7	37.086 177.6	32.361 166.9	28.657 193.5	1:38.104	16	28.499 191.4	30.288 167.4	27.727 194.9	1:26.514		
8	29.033 189.1	30.719 167.7	28.214 193.2	1:27.966	17	31.087 181.2	31.069 168.4	28.349 193.8	1:30.505		
9	29.107 188.1	30.585 167.1	28.043 193.2	1:27.735							

21 BENNANI				MAR				BMW 320Si			
1		11:54.701 161.6	190.4	12:24.695	11	29.295 187.8	30.516 166.6	28.488 192.8	1:28.299		
2	29.313 188.8	30.855 165.3	28.902 191.8	1:29.070	12	29.012 188.8	30.460 166.1	3:12.075	4:11.547	Pit	
3	29.502 188.4	30.663 165.6	28.960 191.4	1:29.125	13	2:14.834 142.6	35.505 160.4	3:27.337	6:17.676	Pit	
4	29.192 188.4	30.779 165.6	28.913 192.1	1:28.884	14	34.874 189.4	30.495 166.1	28.181 194.9	1:33.550		
5	29.132 187.8	30.944 165.1	29.199 191.4	1:29.275	15	28.782 189.8	30.169 166.9	27.919 194.5	1:26.870		
6	29.272 188.4	30.877 165.8	28.649 190.8	1:28.798	16	28.558 190.4	30.022 167.9	29.564 189.8	1:28.144		
7	29.031 188.4	30.730 165.8	28.646 192.1	1:28.407	17	28.870 190.1	30.702 165.8	28.195 192.8	1:27.767		
8	29.162 188.4	33.465 165.3	28.724 194.2	1:31.351	18	29.105 188.1	30.529 167.4	28.103 193.5	1:27.737		
9	28.781 189.8	30.552 165.8	28.567 192.5	1:27.900							
10	28.960 188.4	30.536 165.8	28.443 192.5	1:27.939							



Weather/Track: Cloud 22° /Dry 29°
Car 16, Transponder working intermittently

Circuit Length - 3.695 kilometres
Autodromo Raul Boesel
Curitiba

2010 FIA World Touring Car Championship Testing - Sector Analysis Report

Lap S1 Time S1 Spd S2 Time S2 Spd S3 Time S3 Spd Lap Time Pit Lap S1 Time S1 Spd S2 Time S2 Spd S3 Time S3 Spd Lap Time Pit

25 HERNANDEZ				ESP				BMW 320si								
1		11:38.990	162.1		188.4	12:07.977		10		1:10.755	129.3		191.8	1:39.166		
2	29.733	186.5	31.225	164.3	28.513	189.8	1:29.471		11	28.763	187.1	30.211	166.1	27.862	190.1	1:26.836
3	29.050	186.5	30.457	164.8	28.307	190.4	1:27.814		12	28.823	187.1	32.190	131.3	5:07.956		6:08.969 Pit
4	29.782	184.6	30.494	165.1	28.370	190.1	1:28.646		13	35.661	186.8	31.082	164.8	28.657	193.2	1:35.400
5	29.002	185.8	30.309	164.8	28.339	189.8	1:27.650		14	28.594	188.8	30.275	166.1	27.813	192.5	1:26.682
6	29.036	186.8	30.427	165.6	28.229	190.8	1:27.692		15	28.690	188.4	30.655	137.4	28.221	192.5	1:27.566
7	28.912	186.2	30.368	165.6	28.346	189.4	1:27.626		16	29.526	188.4	31.439	158.5	29.848	192.8	1:30.813
8	28.889	187.1	31.544	163.3	28.338	191.8	1:28.771									
9	28.946	188.8	30.704	164.8	5:28.476		6:28.126 Pit									

26 D'ASTE				ITA				BMW 320si								
1	13:20.920	187.1	30.684	163.8	28.276	192.1	14:19.880		6	29.012	188.1	30.444	165.3	27.974	192.1	1:27.430
2	29.226	188.8	30.560	165.6	28.028	193.5	1:27.814		7	28.863	188.4	30.349	166.1	28.266	192.5	1:27.478
3	28.829	189.4	30.306	165.8	28.570	192.5	1:27.705		8	29.085	188.1	30.612	165.3	5:42.448		6:42.145 Pit
4	28.848	188.4	30.443	167.4	28.459	192.1	1:27.750		9	35.887	187.1	30.398	166.4	28.042	192.1	1:34.327
5	32.239	163.8	31.870	163.8	28.249	191.1	1:32.358									



Weather/Track: Cloud 22° /Dry 29°
Car 16, Transponder working intermittently

Circuit Length - 3.695 kilometres
Autodromo Raul Boesel
Curitiba

2010 FIA World Touring Car Championship Testing - Best Sector Speeds Report

SECTOR 1				SECTOR 2			SECTOR 3					
POS	NO	NAME	SPEED	LAP	NO	NAME	SPEED	LAP	NO	NAME	SPEED	LAP
1	1	TARQUINI	196.0	7	1	TARQUINI	174.1	7	2	CORONEL	199.2	12
2	2	CORONEL	196.0	11	5	MICHELISZ	174.1	13	1	TARQUINI	198.8	7
3	3	MONTEIRO	194.9	13	2	CORONEL	173.6	8	5	MICHELISZ	197.0	2
4	18	BARTH	194.2	14	17	NYKJAER	172.8	15	18	BARTH	197.0	10
5	5	MICHELISZ	193.8	12	3	MONTEIRO	172.2	14	3	MONTEIRO	196.3	13
6	17	NYKJAER	192.8	15	18	BARTH	171.9	9	6	MULLER	196.3	9
7	10	FARFUS	192.5	15	8	MENU	170.3	12	8	MENU	196.0	12
8	6	MULLER	192.1	10	7	HUFF	170.0	13	10	FARFUS	196.0	12
9	8	MENU	192.1	12	10	FARFUS	170.0	15	11	PRIAULX	196.0	13
10	7	HUFF	191.4	12	11	PRIAULX	170.0	12	20	O'YOUNG	196.0	15
11	11	PRIAULX	191.4	14	6	MULLER	169.8	10	7	HUFF	195.6	7
12	20	O'YOUNG	191.4	16	15	ENGSTLER	168.7	15	15	ENGSTLER	195.6	10
13	15	ENGSTLER	190.8	5	20	O'YOUNG	168.4	15	17	NYKJAER	195.2	12
14	4	GENE	190.4	3	21	BENNANI	167.9	16	21	BENNANI	194.9	14
15	21	BENNANI	190.4	16	19	VAULKHARD	167.4	12	19	VAULKHARD	194.5	11
16	19	VAULKHARD	189.4	11	26	D'ASTE	167.4	4	26	D'ASTE	193.5	2
17	26	D'ASTE	189.4	3	4	GENE	166.9	2	4	GENE	193.2	2
18	25	HERNANDEZ	188.8	9	25	HERNANDEZ	166.1	11	25	HERNANDEZ	193.2	13
19	16	ROMANOV	121.7	7	16	ROMANOV	135.5	12				



Weather/Track: Cloud 22° /Dry 29°
Car 16, Transponder working intermittently

Circuit Length - 3.695 kilometres
Autodromo Raul Boesel
Curitiba

2010 FIA World Touring Car Championship Testing - Best Sector Times Report

POS	SECTOR 1			SECTOR 2			SECTOR 3			NO	NAME	IDEAL/BEST LAP COMPARISON			DIFF
	NO	TIME	LAP	NO	TIME	LAP	NO	TIME	LAP			IDEAL	BEST	LAP	
1	10	27.861	15	10	29.312	15	10	27.015	12	10	FARFUS	1:24.188	1:24.243	15	+ 0.055
2	11	28.030	14	8	29.434	11	8	27.151	11	8	MENU	1:24.700	1:24.732	11	+ 0.032
3	6	28.107	10	6	29.442	10	11	27.234	10	11	PRIAULX	1:24.725	1:24.739	14	+ 0.014
4	1	28.113	10	11	29.461	14	7	27.250	12	6	MULLER	1:24.805	1:24.805	10	+ 0.000
5	8	28.115	12	7	29.584	12	6	27.256	10	7	HUFF	1:24.960	1:24.960	12	+ 0.000
6	7	28.126	12	1	29.631	7	1	27.475	10	1	TARQUINI	1:25.219	1:25.308	10	+ 0.089
7	2	28.237	11	5	29.816	13	5	27.507	12	5	MICHELISZ	1:25.683	1:25.625	10	+ 0.058
8	3	28.267	13	3	29.879	13	2	27.635	11	2	CORONEL	1:25.846	1:25.846	11	+ 0.000
9	5	28.360	13	2	29.974	11	3	27.718	13	3	MONTEIRO	1:25.864	1:25.864	13	+ 0.000
10	18	28.409	13	17	30.003	15	20	27.727	16	17	NYKJAER	1:26.265	1:26.424	15	+ 0.159
11	20	28.499	16	21	30.022	16	17	27.760	15	21	BENNANI	1:26.499	1:26.870	15	+ 0.371
12	17	28.502	6	18	30.100	13	25	27.813	14	20	O'YOUNG	1:26.514	1:26.514	16	+ 0.000
13	21	28.558	16	25	30.211	11	21	27.919	15	18	BARTH	1:26.570	1:26.570	13	+ 0.000
14	25	28.594	14	15	30.225	6	19	27.933	12	25	HERNANDEZ	1:26.618	1:26.682	14	+ 0.064
15	15	28.606	16	20	30.288	16	26	27.974	6	15	ENGSTLER	1:26.822	1:26.985	14	+ 0.163
16	19	28.665	11	26	30.306	3	15	27.991	15	19	VAULKHARD	1:26.962	1:26.971	12	+ 0.009
17	26	28.829	3	19	30.364	12	18	28.061	13	26	D'ASTE	1:27.109	1:27.430	6	+ 0.321
18	4	29.068	3	4	32.145	2	4	28.769	2	4	GENE	1:29.982	1:39.699	2	+ 9.717
19	16	31.230	7	16	1:00.369	10	16	1:01.513	7	16	ROMANOV	2:33.112	1:29.246	14	+ 63.86

'Perfect Lap' - 1:24.188



Weather/Track: Cloud 22° /Dry 29°
Car 16, Transponder working intermittently

Circuit Length - 3.695 kilometres
Autodromo Raul Boesel
Curitiba

**2010 FIA World Touring Car Championship
FREE PRACTICE 1**

POS	NO	CLS	DRIVER	NAT	CAR	TIME	LAPS	GAP	KPH
1	10		Augusto FARFUS	BRA	BMW 320si	1:24.578	13		157.27
2	11		Andy PRIAULX	GBR	BMW 320si	1:24.590	12	0.012	157.25
3	7		Robert HUFF	GBR	Chevrolet Cruze	1:24.769	7	0.191	156.92
4	8		Alain MENU	SUI	Chevrolet Cruze	1:24.783	7	0.205	156.89
5	5		Norbert MICHELISZ	HUN	SEAT Leon TDI	1:24.893	10	0.315	156.69
6	1		Gabriele TARQUINI	ITA	SEAT Leon TDI	1:25.016	4	0.438	156.46
7	4		Jordi GENE	ESP	SEAT Leon TDI	1:25.041	10	0.463	156.41
8	6		Yvan MULLER	FRA	Chevrolet Cruze	1:25.116	9	0.538	156.28
9	3		Tiago MONTEIRO	POR	SEAT Leon TDI	1:25.156	12	0.578	156.20
10	2		Tom CORONEL	NED	SEAT Leon TDI	1:25.303	8	0.725	155.93
11	17		Michel NYKJAER	DEN	SEAT Leon TDI	1:25.737	12	1.159	155.14
12	20	I	Darryl O'YOUNG	HKG	Chevrolet Lacetti	1:25.797	8	1.219	155.04
13	18		Fredy BARTH	SUI	SEAT Leon TDI	1:25.991	10	1.413	154.69
14	21	I	Mehdi BENNANI	MAR	BMW 320si	1:26.000	16	1.422	154.67
15	15	I	Franz ENGSTLER	GER	BMW 320si	1:26.231	9	1.653	154.26
16	25	I	Sergio HERNANDEZ	ESP	BMW 320si	1:26.298	6	1.720	154.14
17	26	I	Stefano D'ASTE	ITA	BMW 320si	1:26.362	6	1.784	154.02
18	19	I	Harry VAULKHARD	GBR	Chevrolet Lacetti	1:26.517	11	1.939	153.75
19	16	I	Andrei ROMANOV	RUS	BMW 320si	1:28.320	14	3.742	150.61

For Media Information Purposes - No Regulatory Value.

Weather/Track: Bright 17°/Dry 30°

Curitiba

Circuit Length = 3.6950 km.

Start: 09:00 End: 09:27

Race Director:	Steward:	Timekeeper:	Issued at:
----------------	----------	-------------	------------

2010 FIA World Touring Car Championship

Free Practice 1 - Sector Analysis Report

Lap S1 Time S1 Spd S2 Time S2 Spd S3 Time S3 Spd Lap Time Pit Lap S1 Time S1 Spd S2 Time S2 Spd S3 Time S3 Spd Lap Time Pit

1 TARQUINI						ITA		SEAT Leon TDI								
1	15:23.853	189.8	33.155	171.1	27.897	200.0	16:24.905	4	27.878	197.4	30.713	164.8			12:54.699	Pit
2	28.019	196.3	29.324	175.6	27.677	198.8	1:25.020									
3	27.759	196.0	29.330	175.3	27.927	198.1	1:25.016									

2 CORONEL						NED		SEAT Leon TDI									
1	15:24.508	191.4	33.002	171.9	28.363	198.8	16:25.873	6	36.857	175.6	31.527	174.4	28.444	199.2	1:36.828		
2	28.036	194.2	29.338	175.3	28.061	198.1	1:25.435	7	28.107	195.2	29.576	174.7	27.620	197.0	1:25.303		
3	28.371	196.3	29.493	174.4	27.727	196.7	1:25.591	8			57.837	172.2			6:08.626	Pit	
4	28.252	195.6	29.546	175.0	27.911	196.0	1:25.709										
5	28.351	194.9	29.825	173.9	6:06.355		7:04.531	Pit									

3 MONTEIRO						POR		SEAT Leon TDI									
1	10:55.277	155.6	32.551	169.0	28.889	194.5	11:56.717	8	36.341	193.8	31.524	160.9	27.966	198.1	1:35.831		
2	28.904	191.8	29.719	173.9	27.640	195.6	1:26.263	9	28.316	194.5	29.574	174.4	27.535	197.4	1:25.425		
3	28.595	194.5	29.654	173.3	27.636	196.3	1:25.885	10	28.128	194.5	29.594	174.1	3:31.035		4:28.757	Pit	
4	28.873	177.0	35.220	152.7	28.113	198.1	1:32.206	11	34.430	191.4	30.463	173.9	27.752	198.8	1:32.645		
5	28.235	194.2	29.545	173.6	28.069	197.0	1:25.849	12	27.980	196.7	29.605	174.7	27.571	200.0	1:25.156		
6	28.385	193.2	29.558	173.6	27.622	196.7	1:25.565										
7	29.257	173.0	33.451	151.4	6:18.143		7:20.851	Pit									

4 GENE						ESP		SEAT Leon TDI									
1	10:57.438	191.1	32.454	168.7	28.668	193.8	11:58.560	7	28.101	193.2	29.510	170.8	27.430	197.0	1:25.041		
2	29.036	190.4	30.040	170.6	27.938	194.2	1:27.014	8	28.245	192.1	29.930	171.7	27.644	197.4	1:25.819		
3	28.637	192.5	29.608	171.1	27.496	194.5	1:25.741	9	29.805	178.2	34.287	134.6	7:12.243		8:16.335	Pit	
4	28.461	190.4	29.594	170.3	27.848	195.6	1:25.903	10	42.138	184.9	30.597	173.3	27.630	198.8	1:40.365		
5	29.694	179.7	31.986	110.8	5:10.358		6:12.038	Pit									
6	40.001	188.4	31.571	169.8	28.375	197.4	1:39.947										

5 MICHELISZ						HUN		SEAT Leon TDI									
1	13:33.525	177.6	31.352	171.9	29.121	196.3	14:33.998	7	28.089	192.5	29.485	173.6	27.319	197.0	1:24.893		
2	28.347	193.8	29.844	174.1	27.465	197.0	1:25.656	8	31.083	147.1	31.620	174.7	27.973	196.0	1:30.676		
3	28.350	192.1	29.457	174.7	27.528	196.0	1:25.335	9	28.016	193.2	29.721	174.1	27.320	197.8	1:25.057		
4	28.226	193.2	29.583	173.0	27.713	196.0	1:25.522	10			1:03.199	129.1			6:21.464	Pit	
5	29.317	186.5	32.036	167.7	4:56.453		5:57.806	Pit									
6	38.461	192.5	30.150	173.9	27.630	196.7	1:36.241										

6 MULLER						FRA		Chevrolet Cruze								
1	11:36.196	160.0	35.802	164.3	30.090	193.5	12:42.088	6	28.305	189.4	29.556	169.8	27.335	193.5	1:25.196	
2	28.546	189.1	29.569	168.4	27.653	191.8	1:25.768	7	28.531	188.1	29.779	168.2	7:56.513		8:54.823	Pit
3	29.046	188.4	30.563	139.7	4:35.330		5:34.939	Pit	8	38.517	181.8	31.107	167.9	28.030	193.8	1:37.654
4	40.870	157.4	33.444	165.3	28.920	194.2	1:43.234	9	28.231	189.4	29.648	168.2	27.237	194.2	1:25.116	
5	28.308	189.4	29.583	169.0	27.359	192.8	1:25.250									



Weather/Track: Bright 17° / Dry 30°

Circuit Length - 3.695 kilometres
Autodromo Raul Boesel
Curitiba

Printed at 09:33, Saturday, 06 March, 2010

© MST Systems Ltd, 2005 (www.mstworld.com)

Page 1

2010 FIA World Touring Car Championship

Free Practice 1 - Sector Analysis Report

Lap	S1 Time	S1 Spd	S2 Time	S2 Spd	S3 Time	S3 Spd	Lap Time	Pit	Lap	S1 Time	S1 Spd	S2 Time	S2 Spd	S3 Time	S3 Spd	Lap Time	Pit
7 HUFF GBR Chevrolet Cruze																	
1	18:24.455	188.4	31.828	165.3	27.789	195.2	19:24.072		5	36.693	160.2	30.419	169.0	27.483	195.2	1:34.595	
2	28.207	190.4	29.397	170.8	27.165	196.0	1:24.769		6	28.130	190.8	29.621	169.8	27.297	194.9	1:25.048	
3	27.856	192.1	29.600	170.6	27.566	195.2	1:25.022		7	28.247	189.8	30.998	141.7	5:05.821		6:05.066	Pit
4	28.736	189.4	31.667	167.4	4:27.631		5:28.034	Pit									
8 MENU SUI Chevrolet Cruze																	
1	18:12.891	150.8	39.309	116.8	29.233	194.9	19:21.433		5	38.885	183.0	33.328	161.1	29.908	195.6	1:42.121	
2	28.266	190.1	29.464	169.8	27.271	194.2	1:25.001		6	28.106	189.4	29.575	169.8	27.430	193.8	1:25.111	
3	28.193	190.1	29.379	169.8	27.211	194.9	1:24.783		7	28.173	190.1	31.116	168.2	1:41.184		2:40.473	Pit
4	29.763	186.2	31.995	164.6	7:33.703		8:35.461	Pit									
10 FARFUS BRA BMW 320si																	
1	10:53.272	175.0	32.203	162.6	27.759	192.8	11:53.234		8	28.145	190.8	29.391	170.6	27.491	194.5	1:25.027	
2	28.878	189.8	29.291	170.3	27.476	193.8	1:25.645		9	28.145	191.4	29.343	171.1	27.395	196.0	1:24.883	
3	28.810	190.4	29.590	170.0	27.494	194.5	1:25.894		10	28.148	192.1	29.373	171.1	27.389	196.0	1:24.910	
4	28.663	190.4	33.598	151.0	27.900	195.2	1:30.161		11	29.528	171.7	30.366	169.2	3:47.859		4:47.753	Pit
5	28.247	191.1	29.291	170.6	27.517	196.0	1:25.055		12	47.956	172.5	32.437	167.4	28.546	196.3	1:48.939	
6	28.243	191.4	29.419	169.0	3:15.875		4:13.537	Pit	13			57.322	170.8	196.0	1:24.578		
7	42.103	172.5	32.923	158.3	27.842	196.0	1:42.868										
11 PRIAULX GBR BMW 320si																	
1	10:54.124	174.1	32.031	168.2	27.595	196.3	11:53.750		8	46.362	190.8	32.287	160.4	27.362	197.4	1:46.011	
2	28.788	191.8	29.460	171.4	27.298	197.8	1:25.546		9	28.114	191.8	29.389	171.9	27.257	197.0	1:24.760	
3	29.682	190.8	29.394	171.1	27.287	197.4	1:26.363		10	27.954	192.1	29.455	171.7	1:49.510		2:46.919	Pit
4	28.357	191.4	29.524	171.1	27.493	196.3	1:25.374		11	46.960	191.1	29.481	170.8	27.345	197.0	1:43.786	
5	28.440	190.1	29.789	171.7	27.471	197.0	1:25.700		12	27.853	191.8	29.420	170.8	27.317	196.0	1:24.590	
6	28.316	191.8	29.482	171.1	27.607	196.7	1:25.405										
7	28.295	191.4	29.829	170.3	6:21.106		7:19.230	Pit									
15 ENGSTLER GER BMW 320si I																	
1	11:24.930	163.3	36.852	144.9	34.004	186.5	12:35.786		6	41.803	73.0	40.912	98.9	36.893	181.5	1:59.608	
2	34.758	118.4	31.865	168.4	28.342	194.5	1:34.965		7	31.987	158.1	30.610	169.5	28.405	194.5	1:31.002	
3	29.234	188.8	30.640	169.0	28.181	191.4	1:28.055		8	28.575	189.4	29.913	169.2	28.010	193.5	1:26.498	
4	28.923		30.284	169.2	4:44.931		5:44.138	Pit	9	28.383	190.1	29.906	169.2	27.942	193.8	1:26.231	
5	40.533	100.4	43.789	117.0	34.858	147.5	1:59.180										



Weather/Track: Bright 17° / Dry 30°

Circuit Length - 3.695 kilometres
Autodromo Raul Boesel
Curitiba

Printed at 09:33, Saturday, 06 March, 2010

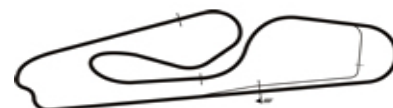
© MST Systems Ltd, 2005 (www.mstworld.com)

Page 2

2010 FIA World Touring Car Championship

Free Practice 1 - Sector Analysis Report

Lap	S1 Time	S1 Spd	S2 Time	S2 Spd	S3 Time	S3 Spd	Lap Time	Pit	Lap	S1 Time	S1 Spd	S2 Time	S2 Spd	S3 Time	S3 Spd	Lap Time	Pit
16 ROMANOV RUS BMW 320si I																	
1					12:56.371		9									1:30.809	
2					1:31.595		10									1:28.320	
3					1:31.347		11									1:31.753	
4					1:32.448		12									4:38.407	Pit
5					1:31.276		13									2:48.415	Pit
6					1:29.417		14									1:34.809	
7					1:30.791												
8					1:29.604												
17 NYKJAER DEN SEAT Leon TDI																	
1	10:58.838	190.8	31.948	166.4	28.692	196.0	11:59.478		8	28.343	194.9	29.790	174.1	27.952	196.3	1:26.085	
2	28.868	193.2	29.855	175.0	27.755	198.8	1:26.478		9	28.311	193.2	29.876	173.6	8:35.604		9:33.791	Pit
3	28.909	191.8	29.775	173.9	27.568	197.4	1:26.252		10	37.035	191.1	30.199	173.0	30.308	196.7	1:37.542	
4	28.347	194.5	29.934	172.8	27.733	198.1	1:26.014		11	28.503	193.8	29.825	172.8	27.652	197.0	1:25.980	
5	28.359	192.8	30.056	173.6	27.689	197.8	1:26.104		12	28.408	195.6	29.989	173.9	27.544	197.8	1:25.941	
6	28.365	193.8	29.791	173.3	27.714	196.0	1:25.870										
7	28.352	193.5	29.672	173.6	27.713	196.7	1:25.737										
18 BARTH SUI SEAT Leon TDI																	
1	11:05.110	144.0	38.511	145.7	2:11.669		13:55.290	Pit	7	28.300	194.2	29.826	172.5	27.894	196.0	1:26.020	
2	35.116	190.8	30.251	171.4	28.050	196.0	1:33.417		8	28.474	191.8	30.255	172.5	27.911	195.6	1:26.640	
3	28.360	192.5	29.806	171.4	27.825	193.8	1:25.991		9	28.509	193.8	29.871	173.0	2:47.976		3:46.356	Pit
4	28.482	191.8	29.693	170.6	29.419	182.7	1:27.594		10	34.643	193.2	29.906	171.9	6:57.618		8:02.167	Pit
5	29.106	191.8	29.865	170.3	27.958	194.5	1:26.929										
6	28.513	193.5	39.978	171.1	28.993	196.7	1:37.484										
19 VAULKHARD GBR Chevrolet Lacetti I																	
1	12:34.002	160.2	36.163	146.7	30.628	190.1	13:40.793		7	28.471	188.1	30.119	168.4	28.061	193.5	1:26.651	
2	29.037	188.1	30.730	167.1	28.732	191.4	1:28.499		8	28.549	189.4	30.012	167.7	27.956	193.2	1:26.517	
3	28.991	186.5	30.328	167.4	28.598	192.5	1:27.917		9	28.583	187.8	30.032	168.2	27.996	193.2	1:26.611	
4	28.717		30.280	167.9	28.544	193.5	1:27.541		10	28.602	188.8	30.113	168.2	7:29.237		8:27.952	Pit
5	29.951	180.0	34.536	150.6	28.889	194.5	1:33.376		11	45.050	104.6	35.713	154.2	29.342	192.5	1:50.105	
6	28.659	189.8	30.317	167.7	28.059	194.2	1:27.035										
20 O'YOUNG HKG Chevrolet Lacetti I																	
1	11:47.072	132.8	37.600	150.2	30.778	192.1	12:55.450		6	30.220	154.2	34.611	144.7			13:32.696	Pit
2	29.318	187.1	30.365	167.9	27.695	194.9	1:27.378		7	44.429	106.8	35.520	156.9	29.249	195.6	1:49.198	
3	31.207	128.4	38.113	131.3	1:42.285		2:51.605	Pit	8	28.462	189.4	30.186	169.5	27.917	191.4	1:26.565	
4	39.392	176.1	33.084	163.3	28.873	194.5	1:41.349										
5	28.545	189.1	29.788	168.7	27.464	196.0	1:25.797										



Weather/Track: Bright 17° /Dry 30°

Circuit Length - 3.695 kilometres
Autodromo Raul Boesel
Curitiba

Printed at 09:33, Saturday, 06 March, 2010

© MST Systems Ltd, 2005 (www.mstworld.com)

Page 3

2010 FIA World Touring Car Championship

Free Practice 1 - Sector Analysis Report

Lap	S1 Time	S1 Spd	S2 Time	S2 Spd	S3 Time	S3 Spd	Lap Time	Pit	Lap	S1 Time	S1 Spd	S2 Time	S2 Spd	S3 Time	S3 Spd	Lap Time	Pit
21 BENNANI MAR BMW 320si I																	
1	11:06.099	175.6	32.867	165.1	29.746	191.8	12:08.712		10	30.938	182.7	30.342	167.4	3:24.135		4:25.415	Pit
2	30.379	186.8	30.866	168.4	28.327	194.2	1:29.572		11	34.519	190.4	31.231	139.8	28.469	194.5	1:34.219	
3	29.523	187.8	30.127	168.4	27.873	194.9	1:27.523		12	28.535	190.1	29.920	169.8	28.312	193.8	1:26.767	
4	29.107	187.5	29.896	169.0	29.267	194.9	1:28.270		13	28.582	189.8	29.763	170.0	28.035	194.9	1:26.380	
5	29.020	188.4	29.986	169.0	28.463	194.9	1:27.469		14	28.395	190.4	29.820	170.8	27.785	194.5	1:26.000	
6	28.766	189.8	29.920	169.5	28.180	194.5	1:26.866		15	28.628	190.4	29.935	168.7	28.215	194.5	1:26.778	
7	28.653	190.1	30.030	169.0	28.182	194.2	1:26.865		16	28.794	191.1	29.861	170.0	27.902	195.6	1:26.557	
8	28.660	190.4	29.823	169.5	28.131	194.5	1:26.614										
9	28.685	190.1	29.911	169.8	28.249	194.9	1:26.845										
25 HERNANDEZ ESP BMW 320si I																	
1	18:35.284	155.8	33.352	162.4	28.340	191.8	19:36.976		5			58.463	167.4		192.1	1:26.298	
2	29.099	186.8	30.192	166.6	27.795	191.1	1:27.086		6	28.745	188.4	29.982	168.7	27.939	192.5	1:26.666	
3	35.846	132.3	37.813	135.3	2:37.699		3:51.358	Pit									
4	36.294	186.5	29.978	168.4	27.853	192.1	1:34.125										
26 D'ASTE ITA BMW 320si I																	
1	18:36.800	159.7	32.965	148.5	29.817	193.8	19:39.582		5	28.863	188.4	33.975	157.2	9:27.693		10:30.531	Pit
2	28.610	189.1	30.525	166.6	27.596	195.2	1:26.731		6	37.707	152.3	31.003	167.7	27.918	193.5	1:36.628	
3	28.404	189.1	29.992	167.9	27.966	193.5	1:26.362										
4	28.430	190.8	30.012	168.7	28.146	193.2	1:26.588										



Weather/Track: Bright 17° / Dry 30°

Circuit Length - 3.695 kilometres
Autodromo Raul Boesel
Curitiba

2010 FIA World Touring Car Championship Free Practice 1 - Best Sector Speeds Report

SECTOR 1				SECTOR 2				SECTOR 3				
POS	NO	NAME	SPEED	LAP	NO	NAME	SPEED	LAP	NO	NAME	SPEED	LAP
1	1	TARQUINI	197.4	4	1	TARQUINI	175.6	2	1	TARQUINI	200.0	1
2	3	MONTEIRO	196.7	12	2	CORONEL	175.3	2	3	MONTEIRO	200.0	12
3	2	CORONEL	196.3	3	17	NYKJAER	175.0	2	2	CORONEL	199.2	6
4	17	NYKJAER	195.6	12	3	MONTEIRO	174.7	12	4	GENE	198.8	10
5	18	BARTH	194.2	7	5	MICHELISZ	174.7	3	17	NYKJAER	198.8	2
6	5	MICHELISZ	193.8	2	4	GENE	173.3	10	5	MICHELISZ	197.8	9
7	4	GENE	193.2	7	18	BARTH	173.0	9	11	PRIaulX	197.8	2
8	7	HUFF	192.1	3	11	PRIaulX	171.9	9	18	BARTH	196.7	6
9	10	FARFUS	192.1	10	10	FARFUS	171.1	9	10	FARFUS	196.3	12
10	11	PRIaulX	192.1	10	7	HUFF	170.8	2	7	HUFF	196.0	2
11	21	BENNANI	191.1	16	21	BENNANI	170.8	14	20	O'YOUNG	196.0	5
12	26	D'ASTE	190.8	4	6	MULLER	169.8	6	8	MENU	195.6	5
13	8	MENU	190.1	2	8	MENU	169.8	2	21	BENNANI	195.6	16
14	15	ENGSTLER	190.1	9	15	ENGSTLER	169.5	7	26	D'ASTE	195.2	2
15	19	VAULKHARD	189.8	6	20	O'YOUNG	169.5	8	15	ENGSTLER	194.5	2
16	6	MULLER	189.4	5	25	HERNANDEZ	168.7	6	19	VAULKHARD	194.5	5
17	20	O'YOUNG	189.4	8	26	D'ASTE	168.7	4	6	MULLER	194.2	4
18	25	HERNANDEZ	188.4	6	19	VAULKHARD	168.4	7	25	HERNANDEZ	192.5	6



Weather/Track: Bright 17° / Dry 30°

Circuit Length - 3.695 kilometres
Autodromo Raul Boesel
Curitiba

2010 FIA World Touring Car Championship Free Practice 1 - Best Sector Times Report

POS	NO	SECTOR 1		SECTOR 2		SECTOR 3		IDEAL/BEST LAP COMPARISON							
		TIME	LAP	NO	TIME	LAP	NO	TIME	LAP	NO	NAME	IDEAL	BEST	LAP	DIFF
1	1	27.759	3	10	29.291	2	7	27.165	2	7	HUFF	1:24.418	1:24.769	2	+ 0.351
2	11	27.853	12	1	29.324	2	8	27.211	3	11	PRIAULX	1:24.499	1:24.590	12	+ 0.091
3	7	27.856	3	2	29.338	2	6	27.237	9	8	MENU	1:24.696	1:24.783	3	+ 0.087
4	3	27.980	12	8	29.379	3	11	27.257	9	1	TARQUINI	1:24.760	1:25.016	3	+ 0.256
5	5	28.016	9	11	29.389	9	5	27.319	7	5	MICHELISZ	1:24.792	1:24.893	7	+ 0.101
6	2	28.036	2	7	29.397	2	10	27.389	10	10	FARFUS	1:24.825	1:24.578	13	+ 0.247
7	4	28.101	7	5	29.457	3	4	27.430	7	2	CORONEL	1:24.994	1:25.303	7	+ 0.309
8	8	28.106	6	4	29.510	7	20	27.464	5	6	MULLER	1:25.024	1:25.116	9	+ 0.092
9	10	28.145	8	3	29.545	5	3	27.535	9	4	GENE	1:25.041	1:25.041	7	+ 0.000
10	6	28.231	9	6	29.556	6	17	27.544	12	3	MONTEIRO	1:25.060	1:25.156	12	+ 0.096
11	18	28.300	7	17	29.672	7	26	27.596	2	17	NYKJAER	1:25.527	1:25.737	7	+ 0.210
12	17	28.311	9	18	29.693	4	2	27.620	7	20	O'YOUNG	1:25.714	1:25.797	5	+ 0.083
13	15	28.383	9	21	29.763	13	1	27.677	2	18	BARTH	1:25.818	1:25.991	3	+ 0.173
14	21	28.395	14	20	29.788	5	21	27.785	14	21	BENNANI	1:25.943	1:26.000	14	+ 0.057
15	26	28.404	3	15	29.906	9	25	27.795	2	26	D'ASTE	1:25.992	1:26.362	3	+ 0.370
16	20	28.462	8	25	29.978	4	18	27.825	3	15	ENGSTLER	1:26.231	1:26.231	9	+ 0.000
17	19	28.471	7	26	29.992	3	15	27.942	9	19	VAULKHARD	1:26.439	1:26.517	8	+ 0.078
18	25	28.745	6	19	30.012	8	19	27.956	8	25	HERNANDEZ	1:26.518	1:26.298	5	+ 0.220

'Perfect Lap' - 1:24.215



Weather/Track: Bright 17°/Dry 30°

Circuit Length - 3.695 kilometres
Autodromo Raul Boesel
Curitiba

**2010 FIA World Touring Car Championship
FREE PRACTICE 2**

POS	NO	CLS	DRIVER	NAT	CAR	TIME	LAPS	GAP	KPH
1	1		Gabriele TARQUINI	ITA	SEAT Leon TDI	1:24.664	14		157.11
2	10		Augusto FARFUS	BRA	BMW 320si	1:24.713	16	0.049	157.02
3	11		Andy PRIAULX	GBR	BMW 320si	1:24.798	18	0.134	156.86
4	6		Yvan MULLER	FRA	Chevrolet Cruze	1:24.948	13	0.284	156.59
5	7		Robert HUFF	GBR	Chevrolet Cruze	1:24.967	13	0.303	156.55
6	8		Alain MENU	SUI	Chevrolet Cruze	1:25.069	11	0.405	156.36
7	2		Tom CORONEL	NED	SEAT Leon TDI	1:25.198	17	0.534	156.13
8	4		Jordi GENE	ESP	SEAT Leon TDI	1:25.228	10	0.564	156.07
9	3		Tiago MONTEIRO	POR	SEAT Leon TDI	1:25.383	15	0.719	155.79
10	15	I	Franz ENGSTLER	GER	BMW 320si	1:25.539	14	0.875	155.50
11	5		Norbert MICHELISZ	HUN	SEAT Leon TDI	1:25.572	15	0.908	155.44
12	21	I	Mehdi BENNANI	MAR	BMW 320si	1:25.859	18	1.195	154.92
13	17		Michel NYKJAER	DEN	SEAT Leon TDI	1:25.918	14	1.254	154.82
14	25	I	Sergio HERNANDEZ	ESP	BMW 320si	1:26.124	16	1.460	154.45
15	20	I	Darryl O'YOUNG	HKG	Chevrolet Lacetti	1:26.234	17	1.570	154.25
16	26	I	Stefano D'ASTE	ITA	BMW 320si	1:26.314	17	1.650	154.11
17	18		Fredy BARTH	SUI	SEAT Leon TDI	1:26.517	17	1.853	153.75
18	19	I	Harry VAULKHARD	GBR	Chevrolet Lacetti	1:28.202	5	3.538	150.81
19	16	I	Andrei ROMANOV	RUS	BMW 320si	1:28.886	13	4.222	149.65

For Media Information Purposes - No Regulatory Value.

Weather/Track: Cloud 19°/Dry 26°

Curitiba

Circuit Length = 3.6950 km.

Start: 12:45 End: 13:15

Race Director:	Steward:	Timekeeper:	Issued at:
----------------	----------	-------------	------------

2010 FIA World Touring Car Championship

Free Practice 2 - Sector Analysis Report

Lap S1 Time S1 Spd S2 Time S2 Spd S3 Time S3 Spd Lap Time Pit Lap S1 Time S1 Spd S2 Time S2 Spd S3 Time S3 Spd Lap Time Pit

1 TARQUINI						ITA		SEAT Leon TDI								
1	25:56.407	175.0	32.598	156.2	28.886	196.0	26:57.891	9	28.129	195.2	29.621	175.0	3:59.997	4:57.747	Pit	
2	29.570	173.3	34.649	170.0	29.243	195.2	1:33.462	10	37.599	191.4	32.488	169.5	28.112	197.8	1:38.199	
3	30.225	192.8	33.125	151.8	28.501	198.8	1:31.851	11	27.889	194.9	29.621	173.6	27.400	198.1	1:24.910	
4	27.880	194.9	29.402	174.4	27.382	198.1	1:24.664	12	29.894	187.8	32.741	170.0	28.441	198.1	1:31.076	
5	27.964	196.0	29.373	175.3	27.632	198.1	1:24.969	13	28.016	194.2	29.586	174.7	27.424	198.1	1:25.026	
6	29.921	186.8	32.132	166.9	4:52.236		5:54.289	Pit	14	28.098	194.9	29.618	175.3	27.444	197.8	1:25.160
7	52.110	189.1	32.636	171.7	27.902	197.8	1:52.648									
8	27.989	193.8	29.953	173.9	27.519	196.0	1:25.461									

2 CORONEL						NED		SEAT Leon TDI								
1	25:56.851	189.1	32.586	152.9	28.751	198.5	26:58.188	10	27.994	195.6	29.851	176.1	29.303	197.8	1:27.148	
2	28.232	195.2	29.690	173.9	27.678	196.0	1:25.600	11	28.293	195.6	29.826	175.0	27.577	198.5	1:25.696	
3	28.241	195.2	30.155	173.3	27.577	197.0	1:25.973	12	28.125	195.6	30.133	173.9	28.449	192.8	1:26.707	
4	28.067	196.0	29.807	174.4	27.737	196.3	1:25.611	13	31.736	122.7	36.015	173.3	32.075	196.3	1:39.826	
5	28.322	195.2	31.483	175.3	27.704	197.0	1:27.509	14	28.533	194.2	30.026	173.3	28.728	200.0	1:27.287	
6	28.182	194.5	30.010	174.4	27.590	197.4	1:25.782	15	28.930	197.8	30.029	175.8	27.664	199.2	1:26.623	
7	31.768	169.2	34.092	144.5	4:45.185		5:51.045	Pit	16	28.130	196.7	29.805	174.4	27.587	198.8	1:25.522
8	53.846	162.1	32.001	169.8	29.226	199.6	1:55.073	17	28.245	196.0	30.595	173.3	27.780	197.4	1:26.620	
9	28.108	196.7	29.660	175.3	27.430	197.8	1:25.198									

3 MONTEIRO						POR		SEAT Leon TDI								
1	25:57.918	177.9	32.722	172.5	28.705	197.8	26:59.345	9	28.322	193.2	29.759	173.6	27.667	196.7	1:25.748	
2	28.238	195.2	29.869	173.6	27.594	197.4	1:25.701	10	28.387	193.2	30.593	171.7	3:31.448		4:30.428	Pit
3	28.354	192.8	29.812	174.1	27.567	197.4	1:25.733	11	48.395	190.1	31.535	172.2	28.198	196.3	1:48.128	
4	28.082	194.5	29.777	173.3	27.524	197.8	1:25.383	12	28.296	194.2	29.760	173.6	28.644	197.8	1:26.700	
5	28.140	195.6	29.760	173.0	27.734	196.7	1:25.634	13	28.212	194.2	29.857	174.1	27.792	197.0	1:25.861	
6	29.244	164.6	31.432	171.7	3:14.503		4:15.179	Pit	14	28.349	193.5			1:07.294	197.8	1:35.643
7	47.650	191.1	30.805	172.5	27.998	195.6	1:46.453	15	28.325	193.8	29.937	173.0	29.655	196.7	1:27.917	
8	28.397	192.8	29.890	173.3	27.720	194.9	1:26.007									

4 GENE						ESP		SEAT Leon TDI								
1	26:00.564	171.4	33.427	143.8	30.441	198.1	27:04.432	7	49.145	192.8	30.682	169.0	31.122	197.8	1:50.949	
2	29.922	156.7	31.370	171.4	6:06.434		7:07.726	Pit	8	28.033	196.0	29.759	171.9	29.281	198.1	1:27.073
3	51.992	190.1	30.572	172.8	27.826	198.5	1:50.390	9	28.110	195.6	29.697	172.5	27.492	199.6	1:25.299	
4	28.233	195.6	29.619	173.0	27.418	198.1	1:25.270	10	28.047	196.3	29.870	173.3	27.534	197.4	1:25.451	
5	28.131	194.2	29.607	172.8	27.490	200.7	1:25.228									
6	30.302	197.0	31.343	172.8	6:09.076		7:10.721	Pit								



Weather/Track: Cloud 19° /Dry 26°

Circuit Length - 3.695 kilometres
Autodromo Raul Boesel
Curitiba

Printed at 13:20, Saturday, 06 March, 2010

© MST Systems Ltd, 2005 (www.mstworld.com)

Page 1

2010 FIA World Touring Car Championship

Free Practice 2 - Sector Analysis Report

Lap S1 Time S1 Spd S2 Time S2 Spd S3 Time S3 Spd Lap Time Pit Lap S1 Time S1 Spd S2 Time S2 Spd S3 Time S3 Spd Lap Time Pit

5 MICHELISZ HUN SEAT Leon TDI															
1	26:08.427	143.2	33.261	169.8	28.220	197.0	27:09.908	9	28.291	193.5	29.805	174.4	27.853	196.0	1:25.949
2	28.280	193.5	29.733	173.3	27.559	196.7	1:25.572	10	28.233	193.5	30.392	173.9	27.764	197.0	1:26.389
3	28.250	193.8	29.777	173.3	27.757	195.6	1:25.784	11	28.134	193.2	29.873	175.0	27.592	195.6	1:25.599
4	29.616	155.6	31.810	165.6	4:53.721		5:55.147 Pit	12	28.287	193.5	29.875	174.4	27.768	197.0	1:25.930
5	53.090	192.5	30.004	174.1	28.135	193.5	1:51.229	13	28.281	193.2	29.844	174.4	27.624	197.4	1:25.749
6	28.417	192.5	30.205	159.2	48.817		1:47.439 Pit	14	28.215	193.8	29.788	175.6	27.659	197.8	1:25.662
7	49.810	191.4	29.926	173.9	27.676	195.2	1:47.412	15	28.280	195.6	32.334	127.3	50.618		1:51.232 Pit
8	28.527	191.1	29.761	174.1	27.745	195.2	1:26.033								

6 MULLER FRA Chevrolet Cruze															
1	25:56.314	135.8	35.640	156.7	29.201	194.2	27:01.155	8	28.110	191.1	29.685	171.1	27.153	196.0	1:24.948
2	28.402	189.1	29.659	168.2	27.432	195.2	1:25.493	9	28.190	191.4	29.767	171.1	27.513	193.8	1:25.470
3	28.254	190.4	29.506	169.5	27.462	194.5	1:25.222	10	28.409	189.8	29.716	170.6	4:41.290		5:39.415 Pit
4	28.268	191.1	29.635	170.0	27.320	195.2	1:25.223	11	53.487	179.4	33.497	142.4	34.413	196.0	2:01.397
5	28.347	189.1	31.156	161.6	4:57.422		5:56.925 Pit	12	27.971	193.2	29.765	171.1	27.434	197.4	1:25.170
6	36.530	172.2	32.353	163.1	28.889	196.0	1:37.772	13	28.099	192.8	29.797	170.6	27.412	197.0	1:25.308
7	28.034	191.4	30.258	169.8	27.332	195.6	1:25.624								

7 HUFF GBR Chevrolet Cruze															
1	25:56.961	134.4	35.846	143.6	29.549	194.2	27:02.356	8	29.274	148.1	32.034	169.8	5:00.193		6:01.501 Pit
2	28.210	190.8	29.830	169.2	27.563	195.6	1:25.603	9	41.655	191.8	29.813	171.4	28.650	197.4	1:40.118
3	28.209	190.4	29.685	170.3	27.512	196.3	1:25.406	10	28.019	192.5	29.702	171.4	27.378	197.4	1:25.099
4	28.054	192.1	29.685	171.4	6:21.065		7:18.804 Pit	11	28.938	148.1	30.761	172.2	27.417	197.0	1:27.116
5	37.458	163.8	32.431	167.7	28.541	196.0	1:38.430	12	28.115	192.8	29.777	171.7	27.502	197.0	1:25.394
6	28.052	191.4	29.634	170.8	27.281	196.3	1:24.967	13	28.231	193.2	29.855	171.4	27.416	196.3	1:25.502
7	28.179	192.5	29.878	171.7	27.404	195.2	1:25.461								

8 MENU SUI Chevrolet Cruze															
1	25:57.261	138.4	36.056	140.6	30.093	194.5	27:03.410	7	28.100	190.8	29.905	171.1	27.329	194.9	1:25.334
2	28.117	190.4	29.684	169.5	27.268	197.4	1:25.069	8	28.196	191.4	29.739	171.9	27.477	195.2	1:25.412
3	28.021	192.5	29.738	170.8	27.625	196.0	1:25.384	9	28.740	189.4	32.257	163.8	5:31.055		6:32.052 Pit
4	28.472	190.4	30.673	168.4	44.340		1:43.485 Pit	10	37.500	171.4	32.652	161.6	28.702	194.9	1:38.854
5	45.824	184.9	32.628	161.6	4:14.559		5:33.011 Pit	11	28.077	190.1	29.881	171.4	27.279	194.9	1:25.237
6	38.509	149.1	32.338	162.4	28.401	195.2	1:39.248								

10 FARFUS BRA BMW 320si															
1	25:55.392	164.8	33.376	153.8	27.582	196.0	26:56.350	10	28.296	191.8	30.223	170.0	2:53.057		3:51.576 Pit
2	28.159	191.1	29.521	171.1	27.284	197.0	1:24.964	11	44.387	190.4	30.549	165.1	27.928	195.2	1:42.864
3	29.403	188.1	30.025	169.5	27.309	195.2	1:26.737	12	28.077	191.4	29.784	168.4	27.400	195.2	1:25.261
4	28.058	192.5	29.441	170.0	27.214	194.5	1:24.713	13	28.101	192.5	29.934	169.2	2:17.054		3:15.089 Pit
5	28.114	191.4	29.506	169.8	27.290	195.2	1:24.910	14	35.662	185.2	31.389	159.0	28.087	195.6	1:35.138
6	28.113	192.5	29.500	169.8	2:31.714		3:29.327 Pit	15	27.974	192.1	29.551	170.8	27.299	195.2	1:24.824
7	49.381	165.6	32.518	159.2	27.774	194.9	1:49.673	16	28.076	192.5	29.561	171.4	27.345	194.5	1:24.982
8	28.086	190.8	29.593	169.8	27.301	194.9	1:24.980								
9	28.040	192.5	29.661	171.1	27.309	195.2	1:25.010								



Weather/Track: Cloud 19° /Dry 26°

Circuit Length - 3.695 kilometres
Autodromo Raul Boesel
Curitiba

Printed at 13:20, Saturday, 06 March, 2010

© MST Systems Ltd, 2005 (www.mstworld.com)

Page 2

2010 FIA World Touring Car Championship

Free Practice 2 - Sector Analysis Report

Lap	S1 Time	S1 Spd	S2 Time	S2 Spd	S3 Time	S3 Spd	Lap Time	Pit	Lap	S1 Time	S1 Spd	S2 Time	S2 Spd	S3 Time	S3 Spd	Lap Time	Pit
11 PRIAULX GBR BMW 320si																	
1	25:54.525	133.4	33.446	156.9	27.660	194.9	26:55.631		11	33.370	191.4	29.787	170.0	27.492	196.0	1:30.649	
2	28.195	191.1	29.529	171.4	27.703	195.2	1:25.427		12	28.103	191.1	29.561	171.7	27.285	196.7	1:24.949	
3	28.013	191.1	29.527	169.5	27.259	195.2	1:24.799		13	27.968	192.8	29.780	171.7	27.301	196.7	1:25.049	
4	28.240	190.4	29.520	170.3	27.179	194.9	1:24.939		14	28.085	192.1	29.721	170.6	1:43.440		2:41.246	Pit
5	28.256	190.4	29.460	170.3	27.364	194.9	1:25.080		15	36.251	194.2	32.454	165.6	27.330	197.4	1:36.035	
6	28.073	190.8	29.595	170.3	2:10.466		3:08.134	Pit	16	28.529	189.8	30.077	168.2	27.431	197.0	1:26.037	
7	47.853	191.1	29.822	160.9	27.304	197.4	1:44.979		17	27.958	192.8	29.785	171.4	27.260	198.5	1:25.003	
8	28.115	192.5	29.568	172.2	27.220	197.4	1:24.903		18	28.182	192.1	29.586	172.2	27.450	196.7	1:25.218	
9	27.877	193.8	29.665	171.1	27.256	196.7	1:24.798										
10	28.031	193.5	29.577	172.2	2:15.302		3:12.910	Pit									

15 ENGSTLER GER BMW 320si I																	
1	26:13.351	177.3	32.637	141.7	31.304	188.4	27:17.292		9	28.331	190.8	30.153	163.1	6:48.781		7:47.265	Pit
2	29.778	177.0	30.583	167.7	28.816	192.1	1:29.177		10	40.615	154.2	38.414	130.7	28.877	192.1	1:47.906	
3	29.184	170.6	31.982	126.3	29.852	193.5	1:31.018		11	28.247	191.4	29.748	169.5	27.612	193.8	1:25.607	
4	28.472	189.8	31.332	148.9	28.386	194.2	1:28.190		12	28.221	190.1	29.758	170.0	27.560	195.6	1:25.539	
5	28.440	191.1	30.134	168.4	28.282	193.5	1:26.856		13	28.131	191.1	29.954	169.8	27.737	194.9	1:25.822	
6	28.530	191.1	30.344	169.0	28.186	194.5	1:27.060		14	28.472	191.1	29.894	169.8	27.854	193.8	1:26.220	
7	28.405	189.1	30.491	167.7	28.026	194.2	1:26.922										
8	28.488	190.1	30.025	169.5	27.764	194.2	1:26.277										

16 ROMANOV RUS BMW 320si I																	
1							27:18.352		8								1:29.001
2							1:29.483		9								1:29.754
3							1:30.889		10								1:32.609
4							1:30.047		11								5:39.838
5							1:30.781		12								1:39.342
6							1:29.354		13								1:28.886
7							1:29.354										

17 NYKJAER DEN SEAT Leon TDI																	
1	26:01.518	182.7	33.348	151.2	30.379	196.7	27:05.245		9	28.431	194.2	29.885	173.6	27.612	197.0	1:25.928	
2	28.659	194.9	30.151	173.3	27.818	198.1	1:26.628		10	28.312	194.2	29.993	173.0	27.649	197.4	1:25.954	
3	28.262	194.9	29.963	173.0	27.693	197.0	1:25.918		11	28.359	194.9	30.105	173.0	27.630	197.0	1:26.094	
4	28.289	193.2	30.215	172.5	27.745	196.7	1:26.249		12	28.416	195.6	29.912	173.0	27.705	198.5	1:26.033	
5	28.308	194.5	29.996	173.3	27.616	196.3	1:25.920		13	28.236	195.2	30.144	173.9	27.733	197.8	1:26.113	
6	28.276	193.8	30.217	173.0	27.776	196.7	1:26.269		14	28.347	194.9	30.732	146.9	55.704		1:54.783	Pit
7	28.727	193.5	31.196	141.1	6:39.537		7:39.460	Pit									
8	57.369	192.8	30.077	173.3	27.807	196.3	1:55.253										



Weather/Track: Cloud 19° /Dry 26°

Circuit Length - 3.695 kilometres
Autodromo Raul Boesel
Curitiba

Printed at 13:20, Saturday, 06 March, 2010

© MST Systems Ltd, 2005 (www.mstworld.com)

Page 3

2010 FIA World Touring Car Championship

Free Practice 2 - Sector Analysis Report

Lap S1 Time S1 Spd S2 Time S2 Spd S3 Time S3 Spd Lap Time Pit Lap S1 Time S1 Spd S2 Time S2 Spd S3 Time S3 Spd Lap Time Pit

18 BARTH						SUI SEAT Leon TDI									
1	26:05.526	155.8	32.146	163.3	30.081	171.7	27:07.753	10	28.639	191.4	29.969	171.7	28.148	193.2	1:26.756
2	33.480	126.3	32.364	164.6	29.045	170.8	1:34.889	11	29.646	193.5	30.059	172.8	27.846	196.0	1:27.551
3	35.167	118.5	32.963	147.7	30.625	194.9	1:38.755	12	30.493	129.3	31.799	171.9	27.857	195.6	1:30.149
4	28.271	193.8	30.194	170.0	28.248	194.2	1:26.713	13	28.616	193.5	29.995	172.8	27.906	195.6	1:26.517
5	29.921	153.6	33.141	170.8	5:49.245		6:52.307 Pit	14	28.436	196.0	30.686	172.2	28.439	196.0	1:27.561
6	46.498	191.1	30.042	172.5	27.991	193.8	1:44.531	15	28.544	194.2	30.492	172.2	28.141	194.9	1:27.177
7	28.965	192.5	30.176	171.9	28.122	193.2	1:27.263	16	28.479	194.2	30.257	173.0	28.130	194.9	1:26.866
8	28.510	192.5	29.991	172.2	28.054	192.5	1:26.555	17	28.686	192.5	30.493	172.5	29.166	196.0	1:28.345
9	28.651	189.8	30.042	172.2	28.076	193.5	1:26.769								

19 VAULKHARD						GBR Chevrolet Lacetti									
1	49:12.778	185.2	31.990	159.7	29.753	190.1	50:14.521	4	30.245	172.8	30.872	167.4	29.014	191.8	1:30.131
2	29.222	187.1	30.639	166.6	29.002	190.8	1:28.863	5	28.840	187.8	30.616	167.7	29.007	191.1	1:28.463
3	28.942	187.5	30.297	166.6	28.963	190.8	1:28.202								

20 O'YOUNG						HKG Chevrolet Lacetti									
1	26:17.361	147.1	35.107	163.6	29.241	192.8	27:21.709	10	28.449	191.4	30.159	169.0	27.849	194.9	1:26.457
2	28.652	189.8	30.242	168.4	28.628	193.8	1:27.522	11	28.443	191.4	30.628	168.7	28.041	194.2	1:27.112
3	28.531	192.1	30.302	166.9	28.062	193.8	1:26.895	12	28.603	189.8	30.507	169.2	27.946	194.9	1:27.056
4	28.531	188.4	31.802	159.0	28.014	193.8	1:28.347	13	28.497	190.4	30.185	169.2	27.830	195.6	1:26.512
5	28.555	189.4	30.184	169.0	28.479	192.1	1:27.218	14	28.332	192.5	30.194	170.3	27.708	195.2	1:26.234
6	28.692	189.8	30.396	167.7	28.121	195.2	1:27.209	15	28.610	191.1	30.163	169.5	27.759	197.0	1:26.532
7	29.602	158.3	31.262	168.7	28.012	195.6	1:28.876	16	32.264	155.8	36.615	120.8	3:06.204		4:15.083 Pit
8	28.653	189.8	30.176	169.0	27.847	195.2	1:26.676	17	49.707	189.4	30.544	168.4	57.305		2:17.556 Pit
9	28.356	191.1	30.091	168.7	27.831	196.0	1:26.278								

21 BENNANI						MAR BMW 320si									
1	26:12.060	187.8	31.068	168.7	29.161	193.5	27:12.289	11	28.811	189.1	30.188	169.5	3:37.086		4:36.085 Pit
2	28.904	189.8	30.181	168.4	28.325	194.9	1:27.410	12	34.877	188.8	30.031	169.8	28.340	194.9	1:33.248
3	28.488	190.1	30.116	169.0	28.103	194.9	1:26.707	13	28.374	190.1	29.947	169.8	27.804	195.2	1:26.125
4	28.335	190.1	29.865	170.0	28.104	194.2	1:26.304	14	28.505	189.1	29.773	169.8	27.668	194.9	1:25.946
5	28.496	190.1	30.056	168.4	28.024	194.9	1:26.576	15	28.451	189.8	29.738	170.0	27.670	194.9	1:25.859
6	28.439	189.4	30.396	169.5	27.993	194.5	1:26.828	16	28.610	189.4	29.857	170.8	28.024	192.5	1:26.491
7	28.763	189.1	30.428	162.8	28.019	193.8	1:27.210	17	28.756	190.1	30.107	170.6	27.883	194.9	1:26.746
8	28.665	188.8	29.999	170.3	28.019	193.2	1:26.683	18	28.717	190.8	30.006	170.6	28.018	193.5	1:26.741
9	28.665	190.1	29.897	170.3	27.886	193.2	1:26.448								
10	28.688	190.1	29.939	170.3	27.897	194.5	1:26.524								



Weather/Track: Cloud 19° /Dry 26°

Circuit Length - 3.695 kilometres
Autodromo Raul Boesel
Curitiba

Printed at 13:20, Saturday, 06 March, 2010

© MST Systems Ltd, 2005 (www.mstworld.com)

Page 4

2010 FIA World Touring Car Championship Free Practice 2 - Sector Analysis Report

Lap	S1 Time	S1 Spd	S2 Time	S2 Spd	S3 Time	S3 Spd	Lap Time	Pit	Lap	S1 Time	S1 Spd	S2 Time	S2 Spd	S3 Time	S3 Spd	Lap Time	Pit
25 HERNANDEZ ESP BMW 320si I																	
1	26:09.853	169.5	39.557	149.5	32.697	154.2	27:22.107		10	34.855	188.8	29.819	168.2	27.752	194.5	1:32.426	
2	32.359	183.3	33.378	167.7	29.341	191.4	1:35.078		11	28.420	190.1	29.869	169.0	27.835	194.2	1:26.124	
3	28.890	187.8	29.911	167.1	27.742	192.1	1:26.543		12	28.667	187.5	30.085	166.9	27.711	191.8	1:26.463	
4	28.804	187.8	30.120	167.9	27.984	193.2	1:26.908		13	28.627	188.1	29.993	168.4	27.676	192.5	1:26.296	
5	28.663	189.1	29.986	168.7	27.766	192.5	1:26.415		14	28.671	189.1	30.090	169.0	27.755	191.8	1:26.516	
6	28.678	188.4	30.036	168.7	27.977	191.8	1:26.691		15	28.727	189.1	30.097	167.7	28.123	190.8	1:26.947	
7	28.729	188.8	30.041	168.7	28.027	192.5	1:26.797		16	30.145	147.3	30.771	168.4	28.465	193.5	1:29.381	
8	28.761	189.1	30.109	168.2	28.110	192.5	1:26.980										
9	28.746	189.1	30.281	167.1	7:32.880		8:31.907	Pit									

Lap	S1 Time	S1 Spd	S2 Time	S2 Spd	S3 Time	S3 Spd	Lap Time	Pit	Lap	S1 Time	S1 Spd	S2 Time	S2 Spd	S3 Time	S3 Spd	Lap Time	Pit
26 D'ASTE ITA BMW 320si I																	
1	26:08.124	162.4	34.551	159.5	30.159	192.8	27:12.834		10	28.544	190.1	34.156	167.4	5:47.220		6:49.920	Pit
2	29.309	190.1	30.512	166.9	27.898	194.2	1:27.719		11	43.621	109.2	43.116	129.6	31.770	195.2	1:58.507	
3	28.427	190.1	30.100	168.2	27.787	193.8	1:26.314		12	28.565	188.1	30.103	167.4	28.108	189.1	1:26.776	
4	28.525	189.4	30.240	167.4	27.890	192.1	1:26.655		13	29.205	190.1	30.210	167.9	27.894	193.2	1:27.309	
5	28.781	189.8	30.890	164.1	29.529	170.3	1:29.200		14	28.528	191.4	30.402	168.7	27.959	193.5	1:26.889	
6	29.512	188.8	30.246	167.7	27.980	192.1	1:27.738		15	28.572	189.4	30.207	169.2	27.852	193.5	1:26.631	
7	28.798	189.1	30.971	163.3	28.288	191.4	1:28.057		16	28.672	189.8	29.990	168.2	28.087	191.8	1:26.749	
8	28.772	188.1	30.363	167.9	28.055	192.1	1:27.190		17	28.643	189.4	30.403	167.4	28.321	191.8	1:27.367	
9	28.966	189.1	30.145	168.4	27.926	194.9	1:27.037										



Weather/Track: Cloud 19° /Dry 26°

Circuit Length - 3.695 kilometres
Autodromo Raul Boesel
Curitiba

Printed at 13:20, Saturday, 06 March, 2010

© MST Systems Ltd, 2005 (www.mstworld.com)

Page 5

2010 FIA World Touring Car Championship Free Practice 2 - Best Sector Speeds Report

SECTOR 1				SECTOR 2				SECTOR 3				
POS	NO	NAME	SPEED	LAP	NO	NAME	SPEED	LAP	NO	NAME	SPEED	LAP
1	2	CORONEL	197.8	15	2	CORONEL	176.1	10	4	GENE	200.7	5
2	4	GENE	197.0	6	5	MICHELISZ	175.6	14	2	CORONEL	200.0	14
3	1	TARQUINI	196.0	5	1	TARQUINI	175.3	5	1	TARQUINI	198.8	3
4	18	BARTH	196.0	14	3	MONTEIRO	174.1	3	11	PRIAULX	198.5	17
5	3	MONTEIRO	195.6	5	17	NYKJAER	173.9	13	17	NYKJAER	198.5	12
6	5	MICHELISZ	195.6	15	4	GENE	173.3	10	3	MONTEIRO	197.8	1
7	17	NYKJAER	195.6	12	18	BARTH	173.0	16	5	MICHELISZ	197.8	14
8	11	PRIAULX	194.2	15	7	HUFF	172.2	11	6	MULLER	197.4	12
9	6	MULLER	193.2	12	11	PRIAULX	172.2	8	7	HUFF	197.4	9
10	7	HUFF	193.2	13	8	MENU	171.9	8	8	MENU	197.4	2
11	8	MENU	192.5	3	10	FARFUS	171.4	16	10	FARFUS	197.0	2
12	10	FARFUS	192.5	4	6	MULLER	171.1	8	20	O'YOUNG	197.0	15
13	20	O'YOUNG	192.5	14	21	BENNANI	170.8	16	18	BARTH	196.0	11
14	15	ENGSTLER	191.4	11	20	O'YOUNG	170.3	14	15	ENGSTLER	195.6	12
15	26	D'ASTE	191.4	14	15	ENGSTLER	170.0	12	21	BENNANI	195.2	13
16	21	BENNANI	190.8	18	26	D'ASTE	169.2	15	26	D'ASTE	195.2	11
17	25	HERNANDEZ	190.1	11	25	HERNANDEZ	169.0	11	25	HERNANDEZ	194.5	10
18	19	VAULKHARD	187.8	5	19	VAULKHARD	167.7	5	19	VAULKHARD	191.8	4



Weather/Track: Cloud 19° /Dry 26°

Circuit Length - 3.695 kilometres
Autodromo Raul Boesel
Curitiba

2010 FIA World Touring Car Championship Free Practice 2 - Best Sector Times Report

POS	SECTOR 1			SECTOR 2			SECTOR 3			NO	NAME	IDEAL/BEST LAP COMPARISON			DIFF
	NO	TIME	LAP	NO	TIME	LAP	NO	TIME	LAP			IDEAL	BEST	LAP	
1	11	27.877	9	1	29.373	5	6	27.153	8	11	PRIAULX	1:24.516	1:24.798	9	+ 0.282
2	1	27.880	4	10	29.441	4	11	27.179	4	10	FARFUS	1:24.629	1:24.713	4	+ 0.084
3	6	27.971	12	11	29.460	5	10	27.214	4	6	MULLER	1:24.630	1:24.948	8	+ 0.318
4	10	27.974	15	6	29.506	3	8	27.268	2	1	TARQUINI	1:24.635	1:24.664	4	+ 0.029
5	2	27.994	10	4	29.607	5	7	27.281	6	7	HUFF	1:24.934	1:24.967	6	+ 0.033
6	7	28.019	10	7	29.634	6	1	27.382	4	8	MENU	1:24.973	1:25.069	2	+ 0.096
7	8	28.021	3	2	29.660	9	4	27.418	4	4	GENE	1:25.058	1:25.228	5	+ 0.170
8	4	28.033	8	8	29.684	2	2	27.430	9	2	CORONEL	1:25.084	1:25.198	9	+ 0.114
9	3	28.082	4	5	29.733	2	3	27.524	4	3	MONTEIRO	1:25.365	1:25.383	4	+ 0.018
10	15	28.131	13	21	29.738	15	5	27.559	2	5	MICHELISZ	1:25.426	1:25.572	2	+ 0.146
11	5	28.134	11	15	29.748	11	15	27.560	12	15	ENGSTLER	1:25.439	1:25.539	12	+ 0.100
12	17	28.236	13	3	29.759	9	17	27.612	9	17	NYKJAER	1:25.733	1:25.918	3	+ 0.185
13	18	28.271	4	25	29.819	10	21	27.668	14	21	BENNANI	1:25.741	1:25.859	15	+ 0.118
14	20	28.332	14	17	29.885	9	25	27.676	13	25	HERNANDEZ	1:25.915	1:26.124	11	+ 0.209
15	21	28.335	4	18	29.969	10	20	27.708	14	18	BARTH	1:26.086	1:26.517	13	+ 0.431
16	25	28.420	11	26	29.990	16	26	27.787	3	20	O'YOUNG	1:26.131	1:26.234	14	+ 0.103
17	26	28.427	3	20	30.091	9	18	27.846	11	26	D'ASTE	1:26.204	1:26.314	3	+ 0.110
18	19	28.840	5	19	30.297	3	19	28.963	3	19	VAULKHARD	1:28.100	1:28.202	3	+ 0.102

'Perfect Lap' - 1:24.403



Weather/Track: Cloud 19° /Dry 26°

Circuit Length - 3.695 kilometres
Autodromo Raul Boesel
Curitiba

**2010 FIA World Touring Car Championship
QUALIFYING 1 - PROVISIONAL CLASSIFICATION**

POS	NO	CLS DRIVER	NAT	CAR	TIME	LAPS	GAP	KPH
1	7	Robert HUFF	GBR	Chevrolet Cruze	1:23.630	6		159.05
2	8	Alain MENU	SUI	Chevrolet Cruze	1:23.730	6	0.100	158.86
3	6	Yvan MULLER	FRA	Chevrolet Cruze	1:23.923	6	0.293	158.50
4	10	Augusto FARFUS	BRA	BMW 320si	1:24.006	8	0.376	158.34
5	5	Norbert MICHELISZ	HUN	SEAT Leon TDI	1:24.019	6	0.389	158.32
6	11	Andy PRIAULX	GBR	BMW 320si	1:24.034	8	0.404	158.29
7	1	Gabriele TARQUINI	ITA	SEAT Leon TDI	1:24.125	5	0.495	158.12
8	4	Jordi GENE	ESP	SEAT Leon TDI	1:24.157	5	0.527	158.06
9	17	Michel NYKJAER	DEN	SEAT Leon TDI	1:24.516	8	0.886	157.39
10	2	Tom CORONEL	NED	SEAT Leon TDI	1:24.558	9	0.928	157.31
11	3	Tiago MONTEIRO	POR	SEAT Leon TDI	1:24.562	9	0.932	157.30
12	18	Fredy BARTH	SUI	SEAT Leon TDI	1:24.983	8	1.353	156.52
13	26	I Stefano D'ASTE	ITA	BMW 320si	1:25.153	7	1.523	156.21
14	20	I Darryl O'YOUNG	HKG	Chevrolet Lacetti	1:25.328	7	1.698	155.89
15	21	I Mehdi BENNANI	MAR	BMW 320si	1:25.486	11	1.856	155.60
16	15	I Franz ENGSTLER	GER	BMW 320si	1:25.547	7	1.917	155.49
17	25	I Sergio HERNANDEZ	ESP	BMW 320si	1:25.826	10	2.196	154.98
18	19	I Harry VAULKHARD	GBR	Chevrolet Lacetti	1:25.841	11	2.211	154.96
19	16	I Andrei ROMANOV	RUS	BMW 320si	1:27.567	7	3.937	151.90

QUALIFICATION MAXIMA 1:29.484

Subject to technical scrutineering. For Media Information Purposes - No Regulatory Value.

Weather/Track: Cloud 17°/Dry 22°

Curitiba

Circuit Length = 3.6950 km.

Start: 16:00 End: 16:20

Race Director:	Steward:	Timekeeper:	Issued at:
----------------	----------	-------------	------------

**2010 FIA World Touring Car Championship
QUALIFYING 1 RESULT**

POS	NO	CLS DRIVER	NAT	CAR	TIME	LAPS	GAP	KPH
1	7	Robert HUFF	GBR	Chevrolet Cruze	1:23.630	6		159.05
2	8	Alain MENU	SUI	Chevrolet Cruze	1:23.730	6	0.100	158.86
3	6	Yvan MULLER	FRA	Chevrolet Cruze	1:23.923	6	0.293	158.50
4	10	Augusto FARFUS	BRA	BMW 320si	1:24.006	8	0.376	158.34
5	5	Norbert MICHELISZ	HUN	SEAT Leon TDI	1:24.019	6	0.389	158.32
6	11	Andy PRIAULX	GBR	BMW 320si	1:24.034	8	0.404	158.29
7	1	Gabriele TARQUINI	ITA	SEAT Leon TDI	1:24.125	5	0.495	158.12
8	4	Jordi GENE	ESP	SEAT Leon TDI	1:24.157	5	0.527	158.06
9	17	Michel NYKJAER	DEN	SEAT Leon TDI	1:24.516	8	0.886	157.39
10	2	Tom CORONEL	NED	SEAT Leon TDI	1:24.558	9	0.928	157.31
11	3	Tiago MONTEIRO	POR	SEAT Leon TDI	1:24.562	9	0.932	157.30
12	18	Fredy BARTH	SUI	SEAT Leon TDI	1:24.983	8	1.353	156.52
13	26	I Stefano D'ASTE	ITA	BMW 320si	1:25.153	7	1.523	156.21
14	20	I Darryl O'YOUNG	HKG	Chevrolet Lacetti	1:25.328	7	1.698	155.89
15	21	I Mehdi BENNANI	MAR	BMW 320si	1:25.486	11	1.856	155.60
16	15	I Franz ENGSTLER	GER	BMW 320si	1:25.547	7	1.917	155.49
17	25	I Sergio HERNANDEZ	ESP	BMW 320si	1:25.826	10	2.196	154.98
18	19	I Harry VAULKHARD	GBR	Chevrolet Lacetti	1:25.841	11	2.211	154.96
19	16	I Andrei ROMANOV	RUS	BMW 320si	1:27.567	7	3.937	151.90

QUALIFICATION MAXIMA 1:29.484

Curitiba
Circuit Length = 3.6950 km.
Start: 16:00 End: 16:20

Steward:	Steward:	Steward:	Issued at:
----------	----------	----------	------------

2010 FIA World Touring Car Championship Qualifying 1 - Sector Analysis Report

Lap	S1 Time	S1 Spd	S2 Time	S2 Spd	S3 Time	S3 Spd	Lap Time	Pit	Lap	S1 Time	S1 Spd	S2 Time	S2 Spd	S3 Time	S3 Spd	Lap Time	Pit
1 TARQUINI ITA SEAT Leon TDI																	
1	10:55.293	180.0	32.560	166.1	29.170	196.3	11:57.023		4	38.359	193.8	32.301	173.3	27.685	201.1	1:38.345	
2	28.475	195.2	29.548	175.8	27.631	196.7	1:25.654		5	27.838	198.1	29.084	177.0	27.203	201.1	1:24.125	
3	28.160	194.9	31.598	169.8	4:53.705		5:53.463	Pit									
2 CORONEL NED SEAT Leon TDI																	
1	10:56.391	164.3	34.280	161.4	28.963	197.0	11:59.634		6	28.336	193.8	30.170	175.0	3:37.310		4:35.816	Pit
2	28.237	197.4	29.784	175.3	27.585	198.5	1:25.606		7	35.191	147.9	30.568	174.4	27.416	197.4	1:33.175	
3	28.730	196.7	30.497	167.4	4:47.602		5:46.829	Pit	8	28.027	194.5	29.267	175.8	27.264	196.0	1:24.558	
4	40.171	183.9	31.553	171.7	27.747	196.7	1:39.471		9	28.081	195.6	30.749	176.4	27.654	198.5	1:26.484	
5	28.173	194.9	29.329	175.0	27.310	196.7	1:24.812										
3 MONTEIRO POR SEAT Leon TDI																	
1	10:57.159	190.4	31.632	170.3	29.125	195.2	11:57.916		6	28.559	178.2	33.191	132.0	3:33.715		4:35.465	Pit
2	28.474	194.2	29.919	174.4	27.679	195.2	1:26.072		7	34.693	191.8	30.169	168.7	27.515	197.8	1:32.377	
3	28.437	193.5	30.953	168.2	4:53.367		5:52.757	Pit	8	28.032	194.5	29.266	176.1	27.264	197.8	1:24.562	
4	37.259	189.8	31.939	171.7	27.742	198.1	1:36.940		9	28.081	195.6	29.424	175.8	27.366	195.6	1:24.871	
5	28.050	194.2	29.310	175.8	27.363	196.7	1:24.723										
4 GENE ESP SEAT Leon TDI																	
1	10:57.821	193.5	31.677	170.3	29.357	197.0	11:58.855		4	38.294	174.1	31.516	171.9	28.274	198.1	1:38.084	
2	28.274	195.6	29.625	176.1	27.625	197.4	1:25.524		5	27.896	196.3	29.054	176.1	27.207	197.4	1:24.157	
3	28.904	197.0	30.862	165.8	4:50.540		5:50.306	Pit									
5 MICHELISZ HUN SEAT Leon TDI																	
1	11:09.149	143.6	31.275	167.7	27.780	197.0	12:08.204		5	34.008	194.5	30.894	145.3	29.132	199.2	1:34.034	
2	28.073	195.2	29.317	175.6	27.341	196.3	1:24.731		6	27.749	196.0	29.076	176.7	27.194	197.4	1:24.019	
3	28.150	194.9	29.275	175.3	27.634	194.9	1:25.059										
4	29.127	177.6	31.237	154.9	9:43.049		10:43.413	Pit									
6 MULLER FRA Chevrolet Cruze																	
1	10:49.888	181.8	31.216	166.1	2:47.748		14:08.852	Pit	5	39.082	172.2	32.381	155.3	28.495	195.6	1:39.958	
2	39.825	144.1	33.389	144.1	28.972	197.0	1:42.186		6	27.763	193.2	29.121	173.3	27.039	195.2	1:23.923	
3	27.822	193.5	29.280	172.5	27.162	195.6	1:24.264										
4	29.172	185.5	31.557	154.7	7:15.536		8:16.265	Pit									
7 HUFF GBR Chevrolet Cruze																	
1	10:50.504	189.1	31.262	168.7	2:48.669		14:10.435	Pit	5	37.779	185.8	32.399	167.7	28.783	198.1	1:38.961	
2	37.633	153.1	33.040	152.3	28.429	198.1	1:39.102		6	27.632	194.5	29.137	174.7	26.861	198.5	1:23.630	
3	27.645	194.5	29.311	173.9	26.875	197.8	1:23.831										
4	29.480	175.3	32.492	152.9	7:18.298		8:20.270	Pit									



Weather/Track: Cloud 17°/Dry 22°

Circuit Length - 3.695 kilometres
Autodromo Raul Boesel
Curitiba

Printed at 16:28, Saturday, 06 March, 2010

© MST Systems Ltd, 2005 (www.mstworld.com)

Page 1

2010 FIA World Touring Car Championship Qualifying 1 - Sector Analysis Report

Lap	S1 Time	S1 Spd	S2 Time	S2 Spd	S3 Time	S3 Spd	Lap Time	Pit	Lap	S1 Time	S1 Spd	S2 Time	S2 Spd	S3 Time	S3 Spd	Lap Time	Pit
8 MENU SUI Chevrolet Cruze																	
1	10:54.800	175.0	32.790	160.9	2:45.505		14:13.095	Pit	5	37.531	186.2	32.361	160.2	29.598	198.1	1:39.490	
2	34.718	183.0	32.357	159.2	28.216	196.3	1:35.291		6	27.658	194.2	29.185	174.1	26.887	198.5	1:23.730	
3	27.956	192.1	29.275	173.3	27.208	194.9	1:24.439										
4	29.227	180.3	32.550	158.8	7:19.953		8:21.730	Pit									
10 FARFUS BRA BMW 320si																	
1	10:51.026	176.1	31.409	171.7	2:07.855		13:30.290	Pit	6	38.930	153.4	36.314	152.7	27.365	196.7	1:42.609	
2	45.040	127.8	36.154	154.0	27.289	196.3	1:48.483		7	27.950	194.2	29.340	173.0	26.960	196.3	1:24.250	
3	27.795	193.8	29.136	172.2	27.075	196.7	1:24.006		8	27.859	193.2	29.159	172.8	27.012	196.7	1:24.030	
4	27.897	192.8	29.208	172.5	27.098	194.5	1:24.203										
5	28.950	182.1	31.367	161.1	3:48.392		4:48.709	Pit									
11 PRIAULX GBR BMW 320si																	
1	10:52.157	165.3	31.535	172.2	2:07.720		13:31.412	Pit	6	35.899	157.2	36.517	153.1	27.233	196.0	1:39.649	
2	45.209	110.6	35.852	153.6	27.276	197.4	1:48.337		7	27.835	192.1	29.174	172.8	27.025	195.6	1:24.034	
3	27.819	194.2	29.738	173.0	27.063	197.0	1:24.620		8	27.906	192.5	29.249	172.8	27.009	196.3	1:24.164	
4	27.946	192.8	29.331	173.0	27.049	196.0	1:24.326										
5	29.256	184.9	31.565	160.9	3:48.113		4:48.934	Pit									
15 ENGSTLER GER BMW 320si I																	
1	11:10.440	151.4	32.937	162.8	29.645	175.8	12:13.022		5	28.701	178.8	36.310		33.619	195.2	1:38.630	
2	33.439	192.5	29.790	171.9	27.755	197.4	1:30.984		6	28.250	191.8	29.906	169.5	27.710	192.1	1:25.866	
3	28.360	193.5	30.011	169.5	27.693	194.5	1:26.064		7	32.113	145.3	33.614	127.8	28.698	194.9	1:34.425	
4	28.301	192.1	29.640	169.5	27.606	192.8	1:25.547										
16 ROMANOV RUS BMW 320si I																	
1	11:11.243	163.8	33.289	165.8	29.533	191.8	12:14.065		5	36.888	187.8	30.263	168.7	28.374	192.1	1:35.525	
2	29.564	188.4	31.164	167.7	28.515	191.8	1:29.243		6	29.077	189.1	30.168	169.0	28.322	189.4	1:27.567	
3	29.964	190.1	30.516	168.7	28.262	193.2	1:28.742		7	29.634	189.1	30.523	167.9	28.541	190.1	1:28.698	
4	28.601	189.8	30.771	168.2	29.003	190.1	1:28.375										
17 NYKJAER DEN SEAT Leon TDI																	
1	11:01.280	179.1	31.443	163.6	28.935	198.5	12:01.658		6	27.998	198.1	29.315	176.7	27.373	197.8	1:24.686	
2	28.561	196.0	29.453	175.0	27.475	198.1	1:25.489		7	28.341	194.5	29.945	175.3	2:03.096		3:01.382	Pit
3	28.178	197.0	29.629	175.6	4:53.691		5:51.498	Pit	8	41.046	112.0	34.974	134.1	34.402	138.2	1:50.422	
4	37.056	192.1	32.050	172.2	27.980	198.5	1:37.086										
5	28.045	196.7	29.217	175.8	27.254	199.2	1:24.516										
18 BARTH SUI SEAT Leon TDI																	
1	10:58.774	179.1	32.324	160.7	28.852	198.8	11:59.950		6	28.451	193.2	29.799	175.0	29.808	192.5	1:28.058	
2	28.143	194.9	29.791	167.9	27.655	196.7	1:25.589		7	28.581	194.5	29.643	174.1	4:01.935		5:00.159	Pit
3	28.758	196.3	31.185	151.6	4:54.218		5:54.161	Pit	8	33.496	192.8	30.253	167.7	27.763	194.2	1:31.512	
4	36.654	182.4	32.039	167.1	27.684	199.6	1:36.377										
5	27.988	197.0	29.412	175.0	27.583	197.0	1:24.983										



Weather/Track: Cloud 17°/Dry 22°

Circuit Length - 3.695 kilometres
Autodromo Raul Boesel
Curitiba

Printed at 16:28, Saturday, 06 March, 2010

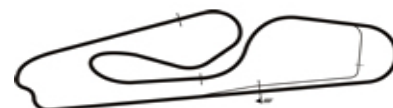
© MST Systems Ltd, 2005 (www.mstworld.com)

Page 2

2010 FIA World Touring Car Championship

Qualifying 1 - Sector Analysis Report

Lap	S1 Time	S1 Spd	S2 Time	S2 Spd	S3 Time	S3 Spd	Lap Time	Pit	Lap	S1 Time	S1 Spd	S2 Time	S2 Spd	S3 Time	S3 Spd	Lap Time	Pit
19 VAULKHARD GBR Chevrolet Lacetti I																	
1	11:13.904	151.6	33.654	157.2	29.510	191.1	12:17.068		7	36.059	181.5	32.873	165.6	29.581	190.1	1:38.513	
2	28.461	191.1	29.879	170.6	28.265	194.9	1:26.605		8	28.622	189.8	30.103	168.7	28.211	192.1	1:26.936	
3	28.490	190.4	30.578	169.0	28.018	193.8	1:27.086		9	28.533	191.1	29.872	169.2	28.076	193.8	1:26.481	
4	28.410	191.1	29.909	170.0	28.050	193.8	1:26.369		10	28.279	191.1	29.788	170.8	27.774	194.5	1:25.841	
5	28.505	191.4	30.174	169.8	28.245	191.8	1:26.924		11	28.249	191.4	30.042	169.8	27.936	194.2	1:26.227	
6	28.854	190.1	30.247	169.5	3:46.995		4:46.096	Pit									
20 O'YOUNG HKG Chevrolet Lacetti I																	
1	11:13.301	150.6	33.632	156.7	29.322	195.6	12:16.255		5	38.734	176.7	34.188	148.1	30.656	195.2	1:43.578	
2	28.279	192.5	29.802	170.3	27.385	196.0	1:25.466		6	30.552	144.3	33.999	160.0	29.003	196.0	1:33.554	
3	28.329	191.8	29.702	170.3	27.297	196.3	1:25.328		7	28.271	192.8	29.760	170.6	27.492	195.6	1:25.523	
4	28.473	191.8	32.981	120.9	9:45.566		10:47.020	Pit									
21 BENNANI MAR BMW 320Si I																	
1	11:10.216	182.7	30.768	170.0	28.313	193.8	12:09.297		7	28.380	189.4	29.722	170.3	27.568	192.8	1:25.670	
2	28.575	190.1	29.920	170.8	27.897	193.5	1:26.392		8	28.560	189.8	29.628	171.1	27.665	192.8	1:25.853	
3	28.517	190.1	29.719	170.3	27.843	193.2	1:26.079		9	28.701	188.8	29.848	169.2	2:11.282		3:09.831	Pit
4	28.580	190.8	29.771	170.6	2:16.295		3:14.646	Pit	10	33.994	189.8	29.587	170.0	27.461	193.8	1:31.042	
5	33.898	189.1	29.892	170.3	27.477	192.8	1:31.267		11	28.330	190.4	29.608	170.6	27.548	191.8	1:25.486	
6	28.384	189.8	29.619	170.8	27.627	194.9	1:25.630										
25 HERNANDEZ ESP BMW 320Si I																	
1	11:11.771	131.2	32.308	165.3	28.813	191.1	12:12.892		7	28.700	185.8	30.141	166.6	2:40.129		3:38.970	Pit
2	28.599	187.5	29.851	167.7	27.771	188.8	1:26.221		8	37.326	183.9	31.084	167.9	27.699	189.8	1:36.109	
3	38.247	105.5	36.226	150.4	27.683	191.4	1:42.156		9	28.597	186.5	29.739	167.4	27.490	189.8	1:25.826	
4	28.468	187.8	29.761	167.1	27.820	190.1	1:26.049		10	28.661	186.5	29.856	167.9	27.648	189.4	1:26.165	
5	28.771	187.5	29.940	167.9	27.620	188.8	1:26.331										
6	31.587	162.4	30.665	169.0	27.887	191.4	1:30.139										
26 D'ASTE ITA BMW 320Si I																	
1	11:09.688	148.3	33.136	164.6	30.455	194.9	12:13.279		5	50.147	172.5	35.475	162.4	27.697	196.0	1:53.319	
2	28.668	190.4	30.019	168.4	27.600	193.5	1:26.287		6	28.381	190.4	29.497	169.2	27.275	195.2	1:25.153	
3	28.425	188.8	29.860	168.4	27.776	191.4	1:26.061		7	28.251	190.8	29.726	169.2	27.685	190.4	1:25.662	
4	30.343	172.2	33.691	129.0	2:53.623		3:57.657	Pit									



Weather/Track: Cloud 17° /Dry 22°

Circuit Length - 3.695 kilometres
Autodromo Raul Boesel
Curitiba

Printed at 16:28, Saturday, 06 March, 2010

© MST Systems Ltd, 2005 (www.mstworld.com)

Page 3

2010 FIA World Touring Car Championship Qualifying 1 - Best Sector Speeds Report

SECTOR 1				SECTOR 2				SECTOR 3				
POS	NO	NAME	SPEED	LAP	NO	NAME	SPEED	LAP	NO	NAME	SPEED	LAP
1	1	TARQUINI	198.1	5	1	TARQUINI	177.0	5	1	TARQUINI	201.1	4
2	17	NYKJAER	198.1	6	5	MICHELISZ	176.7	6	18	BARTH	199.6	4
3	2	CORONEL	197.4	2	17	NYKJAER	176.7	6	5	MICHELISZ	199.2	5
4	4	GENE	197.0	3	2	CORONEL	176.4	9	17	NYKJAER	199.2	5
5	18	BARTH	197.0	5	3	MONTEIRO	176.1	8	2	CORONEL	198.5	2
6	5	MICHELISZ	196.0	6	4	GENE	176.1	2	7	HUFF	198.5	6
7	3	MONTEIRO	195.6	9	18	BARTH	175.0	5	8	MENU	198.5	6
8	7	HUFF	194.5	3	7	HUFF	174.7	6	3	MONTEIRO	198.1	4
9	8	MENU	194.2	6	8	MENU	174.1	6	4	GENE	198.1	4
10	10	FARFUS	194.2	7	6	MULLER	173.3	6	11	PRIAULX	197.4	2
11	11	PRIAULX	194.2	3	10	FARFUS	173.0	7	15	ENGSTLER	197.4	2
12	6	MULLER	193.5	3	11	PRIAULX	173.0	3	6	MULLER	197.0	2
13	15	ENGSTLER	193.5	3	15	ENGSTLER	171.9	2	10	FARFUS	196.7	3
14	20	O'YOUNG	192.8	7	21	BENNANI	171.1	8	20	O'YOUNG	196.3	3
15	19	VAULKHARD	191.4	5	19	VAULKHARD	170.8	10	26	D'ASTE	196.0	5
16	21	BENNANI	190.8	4	20	O'YOUNG	170.6	7	19	VAULKHARD	194.9	2
17	26	D'ASTE	190.8	7	26	D'ASTE	169.2	6	21	BENNANI	194.9	6
18	16	ROMANOV	190.1	3	16	ROMANOV	169.0	6	16	ROMANOV	193.2	3
19	25	HERNANDEZ	187.8	4	25	HERNANDEZ	169.0	6	25	HERNANDEZ	191.4	3



Weather/Track: Cloud 17° / Dry 22°

Circuit Length - 3.695 kilometres
Autodromo Raul Boesel
Curitiba

2010 FIA World Touring Car Championship Qualifying 1 - Best Sector Times Report

POS	NO	SECTOR 1		SECTOR 2		SECTOR 3		IDEAL/BEST LAP COMPARISON							
		TIME	LAP	NO	TIME	LAP	NO	TIME	LAP	NO	NAME	IDEAL	BEST	LAP	DIFF
1	7	27.632	6	4	29.054	5	7	26.861	6	7	HUFF	1:23.630	1:23.630	6	+ 0.000
2	8	27.658	6	5	29.076	6	8	26.887	6	8	MENU	1:23.730	1:23.730	6	+ 0.000
3	5	27.749	6	1	29.084	5	10	26.960	7	10	FARFUS	1:23.891	1:24.006	3	+ 0.115
4	6	27.763	6	6	29.121	6	11	27.009	8	6	MULLER	1:23.923	1:23.923	6	+ 0.000
5	10	27.795	3	10	29.136	3	6	27.039	6	11	PRIAULX	1:24.002	1:24.034	7	+ 0.032
6	11	27.819	3	7	29.137	6	5	27.194	6	5	MICHELISZ	1:24.019	1:24.019	6	+ 0.000
7	1	27.838	5	11	29.174	7	1	27.203	5	1	TARQUINI	1:24.125	1:24.125	5	+ 0.000
8	4	27.896	5	8	29.185	6	4	27.207	5	4	GENE	1:24.157	1:24.157	5	+ 0.000
9	18	27.988	5	17	29.217	5	17	27.254	5	17	NYKJAER	1:24.469	1:24.516	5	+ 0.047
10	17	27.998	6	3	29.266	8	2	27.264	8	2	CORONEL	1:24.558	1:24.558	8	+ 0.000
11	2	28.027	8	2	29.267	8	3	27.264	8	3	MONTEIRO	1:24.562	1:24.562	8	+ 0.000
12	3	28.032	8	18	29.412	5	26	27.275	6	18	BARTH	1:24.983	1:24.983	5	+ 0.000
13	19	28.249	11	26	29.497	6	20	27.297	3	26	D'ASTE	1:25.023	1:25.153	6	+ 0.130
14	15	28.250	6	21	29.587	10	21	27.461	10	20	O'YOUNG	1:25.270	1:25.328	3	+ 0.058
15	26	28.251	7	15	29.640	4	25	27.490	9	21	BENNANI	1:25.378	1:25.486	11	+ 0.108
16	20	28.271	7	20	29.702	3	18	27.583	5	15	ENGSTLER	1:25.496	1:25.547	4	+ 0.051
17	21	28.330	11	25	29.739	9	15	27.606	4	25	HERNANDEZ	1:25.697	1:25.826	9	+ 0.129
18	25	28.468	4	19	29.788	10	19	27.774	10	19	VAULKHARD	1:25.811	1:25.841	10	+ 0.030
19	16	28.601	4	16	30.168	6	16	28.262	3	16	ROMANOV	1:27.031	1:27.567	6	+ 0.536

'Perfect Lap' - 1:23.547



Weather/Track: Cloud 17° / Dry 22°

Circuit Length - 3.695 kilometres
Autodromo Raul Boesel
Curitiba

**2010 FIA World Touring Car Championship
QUALIFYING 2 - PROVISIONAL CLASSIFICATION**

POS	NO	CLS DRIVER	NAT	CAR	TIME	LAPS	GAP	KPH
1	6	Yvan MULLER	FRA	Chevrolet Cruze	1:23.725	5		158.87
2	4	Jordi GENE	ESP	SEAT Leon TDI	1:23.757	5	0.032	158.81
3	8	Alain MENU	SUI	Chevrolet Cruze	1:23.829	5	0.104	158.68
4	7	Robert HUFF	GBR	Chevrolet Cruze	1:23.833	5	0.108	158.67
5	1	Gabriele TARQUINI	ITA	SEAT Leon TDI	1:23.834	5	0.109	158.67
6	11	Andy PRIAULX	GBR	BMW 320si	1:23.955	6	0.230	158.44
7	10	Augusto FARFUS	BRA	BMW 320si	1:23.981	4	0.256	158.39
8	17	Michel NYKJAER	DEN	SEAT Leon TDI	1:24.161	5	0.436	158.05
9	2	Tom CORONEL	NED	SEAT Leon TDI	1:24.325	5	0.600	157.74
10	5	Norbert MICHELISZ	HUN	SEAT Leon TDI	1:24.926	5	1.201	156.63

Subject to technical scrutineering. For Media Information Purposes - No Regulatory Value.

Weather/Track: Cloud 17°/Dry 21°

Curitiba

Circuit Length = 3.6950 km.

Start: 16:25 End: 16:35

Race Director:	Steward:	Timekeeper:	Issued at:
----------------	----------	-------------	------------

**2010 FIA World Touring Car Championship
QUALIFYING 2 RESULT**

POS	NO	CLS DRIVER	NAT	CAR	TIME	LAPS	GAP	KPH
1	6	Yvan MULLER	FRA	Chevrolet Cruze	1:23.725	5		158.87
2	4	Jordi GENE	ESP	SEAT Leon TDI	1:23.757	5	0.032	158.81
3	8	Alain MENU	SUI	Chevrolet Cruze	1:23.829	5	0.104	158.68
4	7	Robert HUFF	GBR	Chevrolet Cruze	1:23.833	5	0.108	158.67
5	1	Gabriele TARQUINI	ITA	SEAT Leon TDI	1:23.834	5	0.109	158.67
6	11	Andy PRIAULX	GBR	BMW 320si	1:23.955	6	0.230	158.44
7	10	Augusto FARFUS	BRA	BMW 320si	1:23.981	4	0.256	158.39
8	17	Michel NYKJAER	DEN	SEAT Leon TDI	1:24.161	5	0.436	158.05
9	2	Tom CORONEL	NED	SEAT Leon TDI	1:24.325	5	0.600	157.74
10	5	Norbert MICHELISZ	HUN	SEAT Leon TDI	1:24.926	5	1.201	156.63

Curitiba
Circuit Length = 3.6950 km.
Start: 16:25 End: 16:35

Steward:	Steward:	Steward:	Issued at:
----------	----------	----------	------------

2010 FIA World Touring Car Championship Qualifying 2 - Sector Analysis Report

Lap	S1 Time	S1 Spd	S2 Time	S2 Spd	S3 Time	S3 Spd	Lap Time	Pit	Lap	S1 Time	S1 Spd	S2 Time	S2 Spd	S3 Time	S3 Spd	Lap Time	Pit
1 TARQUINI ITA SEAT Leon TDI																	
1	10:56.452	155.6	33.721	168.2	27.944	198.5	11:58.117		4	38.484	176.4	34.117	154.7	28.584	200.0	1:41.185	
2	27.883	195.6	29.107	176.1	27.050	197.4	1:24.040		5	27.623	197.4	29.062	177.3	27.149	200.0	1:23.834	
3	29.020	194.2	30.324	172.5	2:58.590		3:57.934	Pit									
2 CORONEL NED SEAT Leon TDI																	
1	10:58.241	180.0	34.191	155.3	27.819	200.0	12:00.251		4	39.993	144.1	33.667	165.6	28.583	198.1	1:42.243	
2	27.833	197.0	29.301	176.7	27.191	198.8	1:24.325		5	27.862	196.3	29.351	176.4	27.293	198.8	1:24.506	
3	28.770	196.0	31.285	173.0	2:51.973		3:52.028	Pit									
4 GENE ESP SEAT Leon TDI																	
1	10:57.165	152.1	33.955	170.3	28.107	198.5	11:59.227		4	38.845	154.9	34.003	156.7	28.687	199.2	1:41.535	
2	27.835	196.7	29.147	176.7	27.061	198.5	1:24.043		5	27.789	197.4	28.942	177.0	27.026	199.2	1:23.757	
3	28.997	196.3	30.235	163.1	2:56.567		3:55.799	Pit									
5 MICHELISZ HUN SEAT Leon TDI																	
1	11:01.351	135.8	37.544	152.3	28.449	199.2	12:07.344		4	38.225	172.2	33.221	143.8	28.799	198.5	1:40.245	
2	27.892	196.0	29.342	175.8	27.692	199.2	1:24.926		5	27.876	195.6	29.170	176.4	30.477	187.1	1:27.523	
3	27.987	194.9	30.400	174.4	2:51.289		3:49.676	Pit									
6 MULLER FRA Chevrolet Cruze																	
1	10:59.785	131.8	36.918	150.8	28.237	198.1	12:04.940		4	36.623	171.7	32.480	152.7	29.482	198.5	1:38.585	
2	27.743	194.9	29.138	173.6	26.934	198.8	1:23.815		5	27.691	194.5	29.028	173.9	27.006	198.8	1:23.725	
3	29.073	185.2	31.263	166.6	2:56.720		3:57.056	Pit									
7 HUFF GBR Chevrolet Cruze																	
1	10:59.062	142.1	36.106	156.0	29.004	198.1	12:04.172		4	36.474	160.2	32.729	147.9	29.260	199.6	1:38.463	
2	27.714	194.5	29.088	174.7	27.031	197.4	1:23.833		5	27.589	195.6	29.207	174.1	27.097	198.5	1:23.893	
3	28.691	190.4	31.599	167.9	2:58.832		3:59.122	Pit									
8 MENU SUI Chevrolet Cruze																	
1	11:00.647	136.5	36.983	153.6	28.534	197.8	12:06.164		4	36.440	185.5	33.059	153.6	29.540	198.5	1:39.039	
2	27.646	194.5	29.164	174.1	27.019	198.5	1:23.829		5	27.597	194.9	29.070	174.4	27.396	196.7	1:24.063	
3	28.616	178.2	31.415	164.1	2:54.432		3:54.463	Pit									
10 FARFUS BRA BMW 320si																	
1	10:48.301	184.9	31.697	160.7	27.365	195.6	11:47.363		4	29.125	184.9	30.859	166.4	27.296	194.5	1:27.280	
2	27.938	192.8	29.088	172.5	26.955	194.9	1:23.981										
3	28.054	192.1	29.164	172.8	27.148	194.9	1:24.366										



Weather/Track: Cloud 17° / Dry 21°

Circuit Length - 3.695 kilometres
Autodromo Raul Boesel
Curitiba

Printed at 16:39, Saturday, 06 March, 2010

© MST Systems Ltd, 2005 (www.mstworld.com)

Page 1

2010 FIA World Touring Car Championship Qualifying 2 - Sector Analysis Report

Lap S1 Time S1 Spd S2 Time S2 Spd S3 Time S3 Spd Lap Time Pit Lap S1 Time S1 Spd S2 Time S2 Spd S3 Time S3 Spd Lap Time Pit

11 PRIAULX							GBR		BMW 320si							
1	10:47.719	180.0	31.846	162.6	27.179	194.5	11:46.744		5	28.618	147.9	41.084	146.7	29.102	198.1	1:38.804
2	28.279	159.7	30.556	172.8	1:43.496		2:42.331 Pit		6	27.691	194.9	29.244	173.0	27.042	198.5	1:23.977
3	36.588	189.8	31.007	167.1	26.956	197.0	1:34.551									
4	27.721	193.2	29.263	172.2	26.971	194.9	1:23.955									

17 NYKJAER							DEN		SEAT Leon TDI							
1	10:58.393	148.7	34.911	149.5	27.684	200.7	12:00.988		4	39.928	116.6	33.790	166.9	28.474	196.7	1:42.192
2	27.761	197.4	29.198	176.4	27.202	200.0	1:24.161		5	28.080	197.0	29.526	175.0	27.560	197.0	1:25.166
3	29.172	195.6	31.317	176.4	2:49.972		3:50.461 Pit									



Weather/Track: Cloud 17° /Dry 21°

Circuit Length - 3.695 kilometres
Autodromo Raul Boesel
Curitiba

2010 FIA World Touring Car Championship Qualifying 2 - Best Sector Speeds Report

SECTOR 1				SECTOR 2				SECTOR 3				
POS	NO	NAME	SPEED	LAP	NO	NAME	SPEED	LAP	NO	NAME	SPEED	LAP
1	1	TARQUINI	197.4	5	1	TARQUINI	177.3	5	17	NYKJAER	200.7	1
2	4	GENE	197.4	5	4	GENE	177.0	5	1	TARQUINI	200.0	4
3	17	NYKJAER	197.4	2	2	CORONEL	176.7	2	2	CORONEL	200.0	1
4	2	CORONEL	197.0	2	5	MICHELISZ	176.4	5	7	HUFF	199.6	4
5	5	MICHELISZ	196.0	2	17	NYKJAER	176.4	2	4	GENE	199.2	4
6	7	HUFF	195.6	5	7	HUFF	174.7	2	5	MICHELISZ	199.2	1
7	6	MULLER	194.9	2	8	MENU	174.4	5	6	MULLER	198.8	2
8	8	MENU	194.9	5	6	MULLER	173.9	5	8	MENU	198.5	2
9	11	PRIAULX	194.9	6	11	PRIAULX	173.0	6	11	PRIAULX	198.5	6
10	10	FARFUS	192.8	2	10	FARFUS	172.8	3	10	FARFUS	195.6	1



Weather/Track: Cloud 17° / Dry 21°

Circuit Length - 3.695 kilometres
Autodromo Raul Boesel
Curitiba

2010 FIA World Touring Car Championship Qualifying 2 - Best Sector Times Report

POS	NO	SECTOR 1		SECTOR 2		SECTOR 3		IDEAL/BEST LAP COMPARISON							
		TIME	LAP	NO	TIME	LAP	NO	TIME	LAP	NO	NAME	IDEAL	BEST	LAP	DIFF
1	7	27.589	5	4	28.942	5	6	26.934	2	6	MULLER	1:23.653	1:23.725	5	+ 0.072
2	8	27.597	5	6	29.028	5	10	26.955	2	8	MENU	1:23.686	1:23.829	2	+ 0.143
3	1	27.623	5	1	29.062	5	11	26.956	3	7	HUFF	1:23.708	1:23.833	2	+ 0.125
4	6	27.691	5	8	29.070	5	8	27.019	2	1	TARQUINI	1:23.735	1:23.834	5	+ 0.099
5	11	27.691	6	7	29.088	2	4	27.026	5	4	GENE	1:23.757	1:23.757	5	+ 0.000
6	17	27.761	2	10	29.088	2	7	27.031	2	11	PRIAULX	1:23.891	1:23.955	4	+ 0.064
7	4	27.789	5	5	29.170	5	1	27.050	2	10	FARFUS	1:23.981	1:23.981	2	+ 0.000
8	2	27.833	2	17	29.198	2	2	27.191	2	17	NYKJAER	1:24.161	1:24.161	2	+ 0.000
9	5	27.876	5	11	29.244	6	17	27.202	2	2	CORONEL	1:24.325	1:24.325	2	+ 0.000
10	10	27.938	2	2	29.301	2	5	27.692	2	5	MICHELISZ	1:24.738	1:24.926	2	+ 0.188

'Perfect Lap' - 1:23.465



Weather/Track: Cloud 17° / Dry 21°

Circuit Length - 3.695 kilometres
Autodromo Raul Boesel
Curitiba

**2010 FIA World Touring Car Championship
COMBINED QUALIFYING RESULT**

POS	NO	CLS	DRIVER	NAT	CAR	Q1	Q2
1	6		Yvan MULLER	FRA	Chevrolet Cruze	1:23.923	1:23.725
2	4		Jordi GENE	ESP	SEAT Leon TDI	1:24.157	1:23.757
3	8		Alain MENU	SUI	Chevrolet Cruze	1:23.730	1:23.829
4	7		Robert HUFF	GBR	Chevrolet Cruze	1:23.630	1:23.833
5	1		Gabriele TARQUINI	ITA	SEAT Leon TDI	1:24.125	1:23.834
6	11		Andy PRIAULX	GBR	BMW 320si	1:24.034	1:23.955
7	10		Augusto FARFUS	BRA	BMW 320si	1:24.006	1:23.981
8	17		Michel NYKJAER	DEN	SEAT Leon TDI	1:24.516	1:24.161
9	2		Tom CORONEL	NED	SEAT Leon TDI	1:24.558	1:24.325
10	5		Norbert MICHELISZ	HUN	SEAT Leon TDI	1:24.019	1:24.926
11	3		Tiago MONTEIRO	POR	SEAT Leon TDI	1:24.562	
12	18		Fredy BARTH	SUI	SEAT Leon TDI	1:24.983	
13	26	I	Stefano D'ASTE	ITA	BMW 320si	1:25.153	
14	20	I	Darryl O'YOUNG	HKG	Chevrolet Lacetti	1:25.328	
15	21	I	Mehdi BENNANI	MAR	BMW 320si	1:25.486	
16	15	I	Franz ENGSTLER	GER	BMW 320si	1:25.547	
17	25	I	Sergio HERNANDEZ	ESP	BMW 320si	1:25.826	
18	19	I	Harry VAULKHARD	GBR	Chevrolet Lacetti	1:25.841	
19	16	I	Andrei ROMANOV	RUS	BMW 320si	1:27.567	

QUALIFICATION MAXIMA 1:29.484

Curitiba
Circuit Length = 3.6950 km.
Start: 16:25 End: 16:35

Steward:	Steward:	Steward:	Issued at:
----------	----------	----------	------------

**2010 FIA World Touring Car Championship
WARM UP**

POS	NO	CLS	DRIVER	NAT	CAR	TIME	LAPS	GAP	KPH
1	11		Andy PRIAULX	GBR	BMW 320si	1:24.658	8		157.12
2	10		Augusto FARFUS	BRA	BMW 320si	1:24.936	8	0.278	156.61
3	1		Gabriele TARQUINI	ITA	SEAT Leon TDI	1:24.988	8	0.330	156.51
4	6		Yvan MULLER	FRA	Chevrolet Cruze	1:25.266	8	0.608	156.00
5	2		Tom CORONEL	NED	SEAT Leon TDI	1:25.303	5	0.645	155.93
6	4		Jordi GENE	ESP	SEAT Leon TDI	1:25.323	8	0.665	155.90
7	7		Robert HUFF	GBR	Chevrolet Cruze	1:25.638	5	0.980	155.32
8	8		Alain MENU	SUI	Chevrolet Cruze	1:25.642	7	0.984	155.32
9	5		Norbert MICHELISZ	HUN	SEAT Leon TDI	1:25.778	8	1.120	155.07
10	3		Tiago MONTEIRO	POR	SEAT Leon TDI	1:25.790	6	1.132	155.05
11	17		Michel NYKJAER	DEN	SEAT Leon TDI	1:25.820	8	1.162	154.99
12	15	I	Franz ENGSTLER	GER	BMW 320si	1:25.995	8	1.337	154.68
13	20	I	Darryl O'YOUNG	HKG	Chevrolet Lacetti	1:26.029	6	1.371	154.62
14	18		Fredy BARTH	SUI	SEAT Leon TDI	1:26.126	8	1.468	154.44
15	25	I	Sergio HERNANDEZ	ESP	BMW 320si	1:26.271	8	1.613	154.18
16	21	I	Mehdi BENNANI	MAR	BMW 320si	1:26.331	8	1.673	154.08
17	26	I	Stefano D'ASTE	ITA	BMW 320si	1:26.489	8	1.831	153.80
18	19	I	Harry VAULKHARD	GBR	Chevrolet Lacetti	1:27.031	8	2.373	152.84
19	16	I	Andrei ROMANOV	RUS	BMW 320si	1:28.319	8	3.661	150.61

For Media Information Purposes - No Regulatory Value.

Weather/Track: Bright 20°/Drying 39°

Curitiba

Circuit Length = 3.6950 km.

Start: 10:15 End: 10:28

Race Director:	Steward:	Timekeeper:	Issued at:
----------------	----------	-------------	------------

2010 FIA World Touring Car Championship Warm-Up - Sector Analysis Report

Lap	S1 Time	S1 Spd	S2 Time	S2 Spd	S3 Time	S3 Spd	Lap Time	Pit	Lap	S1 Time	S1 Spd	S2 Time	S2 Spd	S3 Time	S3 Spd	Lap Time	Pit
1 TARQUINI ITA SEAT Leon TDI																	
1	10:55.986	176.4	33.005	170.0	38.357	136.0	12:07.348		6	27.916	195.6	29.834	175.0	27.443	199.2	1:25.193	
2	34.397	131.8	35.523	136.0	38.331	139.7	1:48.251		7	28.052	195.6	29.618	175.3	27.428	199.2	1:25.098	
3	31.304	191.8	31.212	167.9	28.293	197.8	1:30.809		8	28.020	196.0	29.607	175.8	27.639	200.0	1:25.266	
4	30.044	148.7	35.823	108.9	28.799	199.2	1:34.666										
5	28.047	194.9	29.564	174.4	27.377	198.8	1:24.988										
2 CORONEL NED SEAT Leon TDI																	
1	10:59.740	158.5	32.136	156.5	30.118	197.4	12:01.994		4	28.198	193.8	33.014	157.2	3:21.696		4:22.908	Pit
2	28.278	194.9	29.571	175.6	27.655	197.4	1:25.504		5	37.202	185.8	30.144	175.6	28.554	198.5	1:35.900	
3	28.267	193.5	29.483	174.7	27.553	196.3	1:25.303										
3 MONTEIRO POR SEAT Leon TDI																	
1	10:59.684	163.3	31.892	154.0	28.915	196.0	12:00.491		5	35.101	191.1	29.972	171.9	27.506	195.6	1:32.579	
2	28.461	192.5	29.787	173.0	27.542	195.6	1:25.790		6	28.426	191.8	29.802	172.2	27.790	196.0	1:26.018	
3	28.423	193.8	29.767	173.3	28.866	196.3	1:27.056										
4	28.241	193.5	30.132	170.8	3:33.567		4:31.940	Pit									
4 GENE ESP SEAT Leon TDI																	
1	11:02.912	161.1	34.545	164.8	30.755	188.1	12:08.212		6	30.530	193.8	29.688	174.7	27.785	198.5	1:28.003	
2	32.033	191.8	31.110	151.0	37.922	130.4	1:41.065		7	28.126	195.6	29.630	174.4	27.567	198.1	1:25.323	
3	35.285	129.6	37.037	164.1	28.300	197.4	1:40.622		8	28.110	195.2	29.642	175.6	28.550	196.0	1:26.302	
4	28.400	195.2	29.662	175.3	27.527	198.8	1:25.589										
5	28.073	194.5	29.619	175.0	27.677	200.3	1:25.369										
5 MICHELISZ HUN SEAT Leon TDI																	
1	11:07.755	136.0	34.163	143.4	29.307	196.7	12:11.225		6	28.647	191.8	29.904	173.6	27.746	195.6	1:26.297	
2	29.487	192.5	30.510	171.9	28.194	196.0	1:28.191		7	28.451	192.8	29.885	173.6	27.668	196.0	1:26.004	
3	28.941	193.5	29.709	173.3	27.814	196.0	1:26.464		8	28.412	192.1	29.807	173.6	27.644	196.3	1:25.863	
4	28.774	193.5	29.984	174.1	27.707	196.3	1:26.465										
5	28.339	193.5	29.820	173.3	27.619	196.3	1:25.778										
6 MULLER FRA Chevrolet Cruze																	
1	10:53.364	149.7	33.883	148.1	40.334	152.7	12:07.581		6	28.214	190.8	29.820	169.5	27.517	195.6	1:25.551	
2	35.674	153.6	36.381	99.9	45.592	154.2	1:57.647		7	28.240	191.1	29.935	169.2	27.527	195.6	1:25.702	
3	30.204	189.1	31.002	160.9	27.587	194.5	1:28.793		8	28.235	190.8	29.940	169.2	27.556	194.9	1:25.731	
4	28.135	190.1	29.695	169.0	27.436	194.5	1:25.266										
5	29.946	171.7	30.115	169.8	27.474	196.7	1:27.535										
7 HUFF GBR Chevrolet Cruze																	
1	10:51.705	186.8	32.731	167.7	27.674	193.5	11:52.110		4	28.254	190.1	29.817	170.0	27.762	194.9	1:25.833	
2	31.454	144.9	30.457	169.8	27.621	194.5	1:29.532		5	28.230	190.8	30.176	168.4	4:43.415		5:41.821	Pit
3	28.286	190.4	29.830	170.0	27.522	193.8	1:25.638										



Weather/Track: Bright 20° /Drying 39°

Circuit Length - 3.695 kilometres
Autodromo Raul Boesel
Curitiba

2010 FIA World Touring Car Championship Warm-Up - Sector Analysis Report

Lap	S1 Time	S1 Spd	S2 Time	S2 Spd	S3 Time	S3 Spd	Lap Time	Pit	Lap	S1 Time	S1 Spd	S2 Time	S2 Spd	S3 Time	S3 Spd	Lap Time	Pit
8 MENU SUI Chevrolet Cruze																	
1	10:52.517	156.5	33.107	151.8	28.332	193.5	11:53.956		5	28.479	189.1	29.860	168.7	27.575	193.5	1:25.914	
2	28.620	188.4	29.678	169.8	27.425	193.8	1:25.723		6	28.392	189.4	29.885	169.2	2:54.021		3:52.298	Pit
3	28.554	189.1	29.689	169.5	27.399	192.5	1:25.642		7	36.161	189.4	29.926	169.2	28.760	194.2	1:34.847	
4	28.410	188.4	29.837	168.7	27.431	192.8	1:25.678										
10 FARFUS BRA BMW 320si																	
1	10:54.904	165.1	31.724	166.9	30.833	88.5	11:57.461		6	28.134	192.1	29.527	170.6	27.423	195.2	1:25.084	
2	39.694	167.1	30.252	170.8	27.298	195.6	1:37.244		7	28.157	191.8	29.593	170.6	27.473	195.2	1:25.223	
3	28.038	191.8	29.648	170.0	27.317	195.6	1:25.003		8	28.095	191.4	29.506	171.7	27.469	195.6	1:25.070	
4	28.193	192.1	29.543	171.1	27.407	195.2	1:25.143										
5	28.088	191.8	29.491	170.8	27.357	195.6	1:24.936										
11 PRIAULX GBR BMW 320si																	
1	10:52.956	183.6	30.375	168.7	33.570	154.2	11:56.901		6	28.003	192.1	29.575	171.1	27.299	196.0	1:24.877	
2	30.013	191.8	29.802	170.8	27.269	196.3	1:27.084		7	28.143	190.4	29.866	170.0	27.327	195.2	1:25.336	
3	27.988	191.8	29.470	171.1	27.200	196.3	1:24.658		8	28.262	190.1	29.825	170.3	27.406	195.2	1:25.493	
4	28.057	192.1	29.607	171.7	27.232	197.4	1:24.896										
5	28.059	193.2	29.793	169.5	27.412	196.3	1:25.264										
15 ENGSTLER GER BMW 320si I																	
1	11:10.625	185.5	32.731	161.4	29.829	196.3	12:13.185		6	31.564	149.3	38.527	130.9	28.732	194.9	1:38.823	
2	28.754	180.3	33.914	143.8	30.752	193.8	1:33.420		7	28.431	190.8	29.928	169.0	27.636	195.2	1:25.995	
3	28.573	191.1	30.151	170.3	28.198	194.5	1:26.922		8	28.158	191.4	30.099	169.5	28.181	193.8	1:26.438	
4	28.446	190.1	30.227	169.5	27.748	194.5	1:26.421										
5	28.425	190.1	29.900	169.0	27.900	194.2	1:26.225										
16 ROMANOV RUS BMW 320si I																	
1	11:15.094	183.9	33.625	155.1	30.678	188.8	12:19.397		6	31.070	166.6	30.856	166.9	32.152	190.8	1:34.078	
2	30.099	186.8	31.898	154.9	30.022	190.8	1:32.019		7	29.013	188.1	30.569	166.9	28.737	192.8	1:28.319	
3	29.981	187.8	31.048	165.3	29.098	189.8	1:30.127		8	32.302	186.5	30.981	166.6	30.473	188.8	1:33.756	
4	29.182	187.5	30.949	166.6	29.021	190.4	1:29.152										
5	29.883	187.1	31.017	166.1	28.874	192.5	1:29.774										
17 NYKJAER DEN SEAT Leon TDI																	
1	11:03.891	157.6	34.393	165.3	30.893	178.5	12:09.177		6	28.278	194.5	30.020	174.1	27.664	196.7	1:25.962	
2	33.489	129.9	35.201	139.5	32.623	171.7	1:41.313		7	28.342	195.2	29.807	173.6	27.679	197.4	1:25.828	
3	33.632	174.7	31.997	159.7	28.521	196.3	1:34.150		8	28.362	195.6	29.641	175.0	28.281	197.0	1:26.284	
4	28.788	193.8	29.955	174.7	27.628	197.0	1:26.371										
5	28.378	194.2	29.805	173.9	27.637	198.1	1:25.820										



Weather/Track: Bright 20° /Drying 39°

Circuit Length - 3.695 kilometres
Autodromo Raul Boesel
Curitiba

2010 FIA World Touring Car Championship Warm-Up - Sector Analysis Report

Lap	S1 Time	S1 Spd	S2 Time	S2 Spd	S3 Time	S3 Spd	Lap Time	Pit	Lap	S1 Time	S1 Spd	S2 Time	S2 Spd	S3 Time	S3 Spd	Lap Time	Pit
18 BARTH									SUI SEAT Leon TDI								
1	11:06.156	158.5	34.086	136.0	29.642	164.1	12:09.884		6	34.694	144.7	32.505	173.3	27.914	196.0	1:35.113	
2	35.560	167.7	33.802	151.4	30.459	192.1	1:39.821		7	28.373	193.8	29.972	172.8	27.850	196.7	1:26.195	
3	28.713	191.8	29.727	173.0	27.747	196.3	1:26.187		8	28.516	193.8	29.950	173.9	27.923	197.4	1:26.389	
4	28.340	193.2	30.565	171.7	27.914	196.0	1:26.819										
5	28.397	193.5	29.933	173.3	27.796	197.8	1:26.126										
19 VAULKHARD									GBR Chevrolet Lacetti								
1	11:09.296	154.0	33.505	148.7	30.157	190.4	12:12.958		6	28.662	188.1	30.442	167.9	28.437	193.2	1:27.541	
2	30.721	162.1	32.709	165.8	29.453	191.1	1:32.883		7	28.746	189.4	30.468	167.9	28.424	193.2	1:27.638	
3	28.726	189.8	30.443	166.9	29.013	194.2	1:28.182		8	28.643	189.8	30.393	168.7	28.396	193.2	1:27.432	
4	28.613	189.4	30.129	168.7	28.315	194.5	1:27.057										
5	28.550	189.8	30.223	168.4	28.258	195.2	1:27.031										
20 O'YOUNG									HKG Chevrolet Lacetti								
1	11:45.108	172.2	30.918	168.7	27.988	194.9	12:44.014		5	28.444	192.5	30.473	168.4	3:00.261		3:59.178	Pit
2	28.556	188.8	29.984	167.9	27.696	193.2	1:26.236		6	36.604	191.1	30.133	170.0	27.883	196.0	1:34.620	
3	28.753	189.8	31.173	142.8	28.710	196.0	1:28.636										
4	28.427	191.1	29.861	169.2	27.741	196.0	1:26.029										
21 BENNANI									MAR BMW 320si								
1	11:44.696	186.5	30.546	167.4	28.181	192.5	12:43.423		6	28.631	189.1	30.090	167.7	27.842	194.9	1:26.563	
2	29.432	171.4	30.276	169.5	28.013	194.9	1:27.721		7	28.501	189.8	30.174	169.2	27.928	194.5	1:26.603	
3	28.472	190.4	30.333	166.4	28.073	193.8	1:26.878		8	28.734	189.1	30.227	168.4	28.029	192.8	1:26.990	
4	28.544	189.4	29.892	169.2	27.895	194.2	1:26.331										
5	28.632	188.8	29.941	168.4	27.979	193.5	1:26.552										
25 HERNANDEZ									ESP BMW 320si								
1	11:11.255	173.9	33.542	160.4	28.846	194.5	12:13.643		6	28.448	190.8	30.056	168.7	27.880	194.9	1:26.384	
2	28.852	190.1	30.805	167.7	27.928	193.8	1:27.585		7	28.574	188.4	30.150	167.4	27.859	192.5	1:26.583	
3	28.473	189.8	30.432	166.4	27.890	192.8	1:26.795		8	28.674	188.4	30.123	168.4	27.931	191.8	1:26.728	
4	28.553	188.4	30.210	167.7	27.756	193.8	1:26.519										
5	28.419	189.1	30.094	168.4	27.758	195.2	1:26.271										
26 D'ASTE									ITA BMW 320si								
1	11:08.351	132.6	33.984	147.7	29.250	196.3	12:11.585		6	28.586	189.1	30.061	166.9	27.956	192.1	1:26.603	
2	30.006	188.1	30.363	167.1	28.309	194.9	1:28.678		7	29.280	190.1	30.139	168.2	28.029	194.2	1:27.448	
3	28.749	189.4	30.028	167.1	27.816	193.8	1:26.593		8	28.520	190.8	30.149	168.4	28.102	191.8	1:26.771	
4	28.607	189.8	29.997	167.9	27.885	193.8	1:26.489										
5	28.610	189.1	30.394	167.9	27.917	193.2	1:26.921										



Weather/Track: Bright 20° /Drying 39°

Circuit Length - 3.695 kilometres
Autodromo Raul Boesel
Curitiba

Printed at 10:32, Sunday, 07 March, 2010

© MST Systems Ltd, 2005 (www.mstworld.com)

Page 3

2010 FIA World Touring Car Championship Warm-Up - Best Sector Speeds Report

SECTOR 1				SECTOR 2				SECTOR 3				
POS	NO	NAME	SPEED	LAP	NO	NAME	SPEED	LAP	NO	NAME	SPEED	LAP
1	1	TARQUINI	196.0	8	1	TARQUINI	175.8	8	4	GENE	200.3	5
2	4	GENE	195.6	7	2	CORONEL	175.6	2	1	TARQUINI	200.0	8
3	17	NYKJAER	195.6	8	4	GENE	175.6	8	2	CORONEL	198.5	5
4	2	CORONEL	194.9	2	17	NYKJAER	175.0	8	17	NYKJAER	198.1	5
5	3	MONTEIRO	193.8	3	5	MICHELISZ	174.1	4	18	BARTH	197.8	5
6	18	BARTH	193.8	7	18	BARTH	173.9	8	11	PRIAULX	197.4	4
7	5	MICHELISZ	193.5	3	3	MONTEIRO	173.3	3	5	MICHELISZ	196.7	1
8	11	PRIAULX	193.2	5	10	FARFUS	171.7	8	6	MULLER	196.7	5
9	20	O'YOUNG	192.5	5	11	PRIAULX	171.7	4	3	MONTEIRO	196.3	3
10	10	FARFUS	192.1	4	15	ENGSTLER	170.3	3	15	ENGSTLER	196.3	1
11	15	ENGSTLER	191.4	8	7	HUFF	170.0	3	26	D'ASTE	196.3	1
12	6	MULLER	191.1	7	20	O'YOUNG	170.0	6	20	O'YOUNG	196.0	3
13	7	HUFF	190.8	5	6	MULLER	169.8	5	10	FARFUS	195.6	2
14	25	HERNANDEZ	190.8	6	8	MENU	169.8	2	19	VAULKHARD	195.2	5
15	26	D'ASTE	190.8	8	21	BENNANI	169.5	2	25	HERNANDEZ	195.2	5
16	21	BENNANI	190.4	3	19	VAULKHARD	168.7	4	7	HUFF	194.9	4
17	19	VAULKHARD	189.8	3	25	HERNANDEZ	168.7	6	21	BENNANI	194.9	2
18	8	MENU	189.4	6	26	D'ASTE	168.4	8	8	MENU	194.2	7
19	16	ROMANOV	188.1	7	16	ROMANOV	166.9	6	16	ROMANOV	192.8	7



Weather/Track: Bright 20° /Drying 39°

Circuit Length - 3.695 kilometres
Autodromo Raul Boesel
Curitiba

2010 FIA World Touring Car Championship Warm-Up - Best Sector Times Report

POS	SECTOR 1			SECTOR 2			SECTOR 3			NO	NAME	IDEAL/BEST LAP COMPARISON			DIFF
	NO	TIME	LAP	NO	TIME	LAP	NO	TIME	LAP			IDEAL	BEST	LAP	
1	1	27.916	6	11	29.470	3	11	27.200	3	11	PRIAULX	1:24.658	1:24.658	3	+ 0.000
2	11	27.988	3	2	29.483	3	10	27.298	2	10	FARFUS	1:24.827	1:24.936	5	+ 0.109
3	10	28.038	3	10	29.491	5	1	27.377	5	1	TARQUINI	1:24.857	1:24.988	5	+ 0.131
4	4	28.073	5	1	29.564	5	8	27.399	3	4	GENE	1:25.219	1:25.323	7	+ 0.104
5	6	28.135	4	4	29.619	5	6	27.436	4	2	CORONEL	1:25.234	1:25.303	3	+ 0.069
6	15	28.158	8	17	29.641	8	3	27.506	5	6	MULLER	1:25.266	1:25.266	4	+ 0.000
7	2	28.198	4	8	29.678	2	7	27.522	3	8	MENU	1:25.469	1:25.642	3	+ 0.173
8	7	28.230	5	6	29.695	4	4	27.527	4	3	MONTEIRO	1:25.514	1:25.790	2	+ 0.276
9	3	28.241	4	5	29.709	3	2	27.553	3	17	NYKJAER	1:25.547	1:25.820	5	+ 0.273
10	17	28.278	6	18	29.727	3	5	27.619	5	7	HUFF	1:25.569	1:25.638	3	+ 0.069
11	5	28.339	5	3	29.767	3	17	27.628	4	5	MICHELISZ	1:25.667	1:25.778	5	+ 0.111
12	18	28.340	4	7	29.817	4	15	27.636	7	15	ENGSTLER	1:25.694	1:25.995	7	+ 0.301
13	8	28.392	6	20	29.861	4	20	27.696	2	18	BARTH	1:25.814	1:26.126	5	+ 0.312
14	25	28.419	5	21	29.892	4	18	27.747	3	20	O'YOUNG	1:25.984	1:26.029	4	+ 0.045
15	20	28.427	4	15	29.900	5	25	27.756	4	21	BENNANI	1:26.206	1:26.331	4	+ 0.125
16	21	28.472	3	26	29.997	4	26	27.816	3	25	HERNANDEZ	1:26.231	1:26.271	5	+ 0.040
17	26	28.520	8	25	30.056	6	21	27.842	6	26	D'ASTE	1:26.333	1:26.489	4	+ 0.156
18	19	28.550	5	19	30.129	4	19	28.258	5	19	VAULKHARD	1:26.937	1:27.031	5	+ 0.094
19	16	29.013	7	16	30.569	7	16	28.737	7	16	ROMANOV	1:28.319	1:28.319	7	+ 0.000

'Perfect Lap' - 1:24.586



Weather/Track: Bright 20° /Drying 39°


Circuit Length - 3.695 kilometres
Autodromo Raul Boesel
Curitiba

2010 FIA World Touring Car Championship

GRID FOR RACE 1

ROW 10	25	HERNANDEZ	
ROW 9	19	VAULKHARD	16 ROMANOV
ROW 8	21	BENNANI	15 ENGSTLER
ROW 7	26	D'ASTE	20 O'YOUNG
ROW 6	3	MONTEIRO	18 BARTH
ROW 5	2	CORONEL	5 MICHELISZ
ROW 4	10	FARFUS	17 NYKJAER
ROW 3	1	TARQUINI	11 PRIAULX
ROW 2	8	MENU	7 HUFF
ROW 1	6	MULLER	4 GENE

POLE



Car 25, 10 place engine change penalty, ref. Stewards decision 9.

Curitiba
Circuit Length = 3.6950 km.

Race Director:	Steward:	Timekeeper:
----------------	----------	-------------

2010 FIA World Touring Car Championship
RACE 1 - PROVISIONAL CLASSIFICATION

POS	NO	CLS	DRIVER / TEAM	NAT	CAR	TIME	LAPS	GAP	KPH	BEST
1	6		Yvan MULLER	FRA	Chevrolet Cruze	26:57.181	16		131.60	1:34.400
2	7		Robert HUFF	GBR	Chevrolet Cruze	26:58.234	16	1.053	131.52	1:33.904
3	8		Alain MENU	SUI	Chevrolet Cruze	27:02.763	16	5.582	131.15	1:34.646
4	1		Gabriele TARQUINI	ITA	SEAT Leon TDI	27:04.317	16	7.136	131.02	1:34.438
5	11		Andy PRIAULX	GBR	BMW 320si	27:08.806	16	11.625	130.66	1:34.676
6	10		Augusto FARFUS	BRA	BMW 320si	27:09.279	16	12.098	130.63	1:34.824
7	4		Jordi GENE	ESP	SEAT Leon TDI	27:11.560	16	14.379	130.44	1:34.855
8	2		Tom CORONEL	NED	SEAT Leon TDI	27:11.828	16	14.647	130.42	1:34.448
9	18		Fredy BARTH	SUI	SEAT Leon TDI	27:15.954	16	18.773	130.09	1:34.744
10	5		Norbert MICHELISZ	HUN	SEAT Leon TDI	27:17.540	16	20.359	129.97	1:34.904
11	3		Tiago MONTEIRO	POR	SEAT Leon TDI	27:18.872	16	21.691	129.86	1:34.258
12	17		Michel NYKJAER	DEN	SEAT Leon TDI	27:19.826	16	22.645	129.78	1:34.997
13	25	I	Sergio HERNANDEZ	ESP	BMW 320si	27:32.154	16	34.973	128.82	1:34.986
14	15	I	Franz ENGSTLER	GER	BMW 320si	27:35.273	16	38.092	128.57	1:35.418
15	20	I	Darryl O'YOUNG	HKG	Chevrolet Lacetti	27:41.873	16	44.692	128.06	1:35.847
16	19	I	Harry VAULKHARD	GBR	Chevrolet Lacetti	27:47.186	16	50.005	127.65	1:36.445
17	26	I	Stefano D'ASTE	ITA	BMW 320si	27:47.923	16	50.742	127.60	1:36.047
18	21	I	Mehdi BENNANI	MAR	BMW 320si	28:18.006	16	1:20.825	125.34	1:35.527

NOT CLASSIFIED

16	I		Andrei ROMANOV	RUS	BMW 320si	9:55.461	5	D.N.F.	111.69	1:40.649
----	---	--	----------------	-----	-----------	----------	---	--------	--------	----------

FASTEST LAP

7			Robert HUFF		Chevrolet Cruze	1:33.904	15	88.02mph	141.65kph
25	I		Sergio HERNANDEZ		BMW 320si	1:34.986	13	87.01mph	140.04kph

Subject to Technical Scrutineering. For Media Information Purposes - No Regulatory Value.

Weather/Track: Rain>Sun 18°/Wet 24°

Curitiba

Circuit Length = 3.6950 km.

Start: 14:15 End: 14:41

Race Director:	Steward:	Timekeeper:	Issued at:
----------------	----------	-------------	------------

2010 FIA World Touring Car Championship
RACE 1 RESULT

POS	NO	CLS	DRIVER / TEAM	NAT	CAR	TIME	LAPS	GAP	KPH	BEST
1	6		Yvan MULLER	FRA	Chevrolet Cruze	26:57.181	16		131.60	1:34.400
2	7		Robert HUFF	GBR	Chevrolet Cruze	26:58.234	16	1.053	131.52	1:33.904
3	8		Alain MENU	SUI	Chevrolet Cruze	27:02.763	16	5.582	131.15	1:34.646
4	1		Gabriele TARQUINI	ITA	SEAT Leon TDI	27:04.317	16	7.136	131.02	1:34.438
5	11		Andy PRIAULX	GBR	BMW 320si	27:08.806	16	11.625	130.66	1:34.676
6	10		Augusto FARFUS	BRA	BMW 320si	27:09.279	16	12.098	130.63	1:34.824
7	4		Jordi GENE	ESP	SEAT Leon TDI	27:11.560	16	14.379	130.44	1:34.855
8	2		Tom CORONEL	NED	SEAT Leon TDI	27:11.828	16	14.647	130.42	1:34.448
9	18		Fredy BARTH	SUI	SEAT Leon TDI	27:15.954	16	18.773	130.09	1:34.744
10	5		Norbert MICHELISZ	HUN	SEAT Leon TDI	27:17.540	16	20.359	129.97	1:34.904
11	3		Tiago MONTEIRO	POR	SEAT Leon TDI	27:18.872	16	21.691	129.86	1:34.258
12	17		Michel NYKJAER	DEN	SEAT Leon TDI	27:19.826	16	22.645	129.78	1:34.997
13	25		Sergio HERNANDEZ	ESP	BMW 320si	27:32.154	16	34.973	128.82	1:34.986
14	15		Franz ENGSTLER	GER	BMW 320si	27:35.273	16	38.092	128.57	1:35.418
15	20		Darryl O'YOUNG	HKG	Chevrolet Lacetti	27:41.873	16	44.692	128.06	1:35.847
16	19		Harry VAULKHARD	GBR	Chevrolet Lacetti	27:47.186	16	50.005	127.65	1:36.445
17	26		Stefano D'ASTE	ITA	BMW 320si	27:47.923	16	50.742	127.60	1:36.047
18	21		Mehdi BENNANI	MAR	BMW 320si	28:18.006	16	1:20.825	125.34	1:35.527

NOT CLASSIFIED

16	Andrei ROMANOV	RUS	BMW 320si	9:55.461	5	D.N.F.	111.69	1:40.649
----	----------------	-----	-----------	----------	---	--------	--------	----------

FASTEST LAP

7	Robert HUFF		Chevrolet Cruze	1:33.904	15	88.02mph	141.65kph
25	Sergio HERNANDEZ		BMW 320si	1:34.986	13	87.01mph	140.04kph

Curitiba

Circuit Length = 3.6950 km.

Start: 14:15 End: 14:41

Steward:	Steward:	Steward:	Issued at:
----------	----------	----------	------------

2010 FIA World Touring Car Championship

Race 1 - Sector Analysis Report

Lap S1 Time S1 Spd S2 Time S2 Spd S3 Time S3 Spd Lap Time Pit Lap S1 Time S1 Spd S2 Time S2 Spd S3 Time S3 Spd Lap Time Pit

1 TARQUINI						ITA		SEAT Leon TDI							
1	1:01.332	120.1	46.416	101.1	46.439	110.7	2:34.187	10	32.661	187.8	32.709	173.0	30.534	192.5	1:35.904
2	43.812	128.1	41.853	128.5	43.444	187.8	2:09.109	11	32.755	187.8	32.622	172.5	30.179	193.5	1:35.556
3	33.079	170.3	33.031	155.8	31.593	189.4	1:37.703	12	32.689	187.8	32.699	172.2	29.901	194.5	1:35.289
4	33.305	173.0	32.604	168.4	31.171	188.1	1:37.080	13	32.193	189.8	32.610	173.9	29.764	193.2	1:34.567
5	32.779	178.2	32.903	166.6	30.870	189.8	1:36.552	14	32.373	187.5	32.558	172.5	29.754	194.5	1:34.685
6	32.841	183.0	32.744	170.3	30.869	191.8	1:36.454	15	32.092	189.1	32.522	172.5	29.824	193.5	1:34.438
7	32.833	186.8	32.818	170.8	30.614	192.1	1:36.265	16	31.831	191.1	32.474	172.5	30.303	193.5	1:34.608
8	32.535	186.8	32.688	171.9	30.707	192.8	1:35.930								
9	32.986	187.1	32.444	173.0	30.560	190.1	1:35.990								

2 CORONEL						NED		SEAT Leon TDI							
1	1:06.242	89.5	45.829	92.2	44.911	106.8	2:36.982	10	32.868	184.9	33.726	164.3	30.641	190.1	1:37.235
2	45.442	96.7	41.181	132.1	41.077	189.1	2:07.700	11	32.631	185.8	32.912	170.8	30.385	190.1	1:35.928
3	33.453	178.2	33.475	166.6	31.147	190.1	1:38.075	12	32.711	187.1	32.739	169.5	30.455	190.4	1:35.905
4	32.645	183.9	33.361	167.4	30.935	189.1	1:36.941	13	32.489	186.8	32.967	170.0	29.971	191.1	1:35.427
5	33.063	181.8	32.988	168.2	30.860	188.1	1:36.911	14	32.249	187.5	32.799	170.0	29.692	191.4	1:34.740
6	32.766	185.8	32.897	169.5	30.833	191.1	1:36.496	15	32.429	187.1	32.600	171.1	30.118	192.1	1:35.147
7	32.591	177.0	33.328	170.0	30.807	189.8	1:36.726	16	32.369	188.4	32.261	171.4	29.818	190.8	1:34.448
8	32.781	186.5	32.827	169.8	30.883	189.1	1:36.491								
9	32.665	188.1	33.262	167.9	30.749	190.4	1:36.676								

3 MONTEIRO						POR		SEAT Leon TDI							
1	1:08.668	81.0	45.434	90.0	44.381	98.0	2:38.483	10	32.803	186.2	32.633	169.5	30.527	190.1	1:35.963
2	45.605	84.8	41.771	121.3	39.754	186.5	2:07.130	11	32.897	186.5	32.617	170.3	30.212	191.4	1:35.726
3	33.706	171.9	33.733	167.4	31.356	189.4	1:38.795	12	32.721	187.5	32.581	170.6	30.021	192.1	1:35.323
4	33.485	186.5	33.068	167.9	31.175	187.8	1:37.728	13	32.897	187.8	32.414	170.8	29.795	191.1	1:35.106
5	32.312	185.8	39.502	164.8	31.330	186.8	1:43.144	14	32.823	187.8	32.669	170.6	30.328	191.4	1:35.820
6	33.079	187.1	32.723	169.2	30.983	188.4	1:36.785	15	31.420	189.8	32.667	169.2	31.021	189.4	1:35.108
7	32.996	185.2	32.908	169.8	30.923	188.4	1:36.827	16	32.406	187.1	31.896	170.3	29.956	193.8	1:34.258
8	32.764	186.5	32.811	169.8	30.791	189.1	1:36.366								
9	32.793	186.2	32.825	170.3	30.692	191.1	1:36.310								

4 GENE						ESP		SEAT Leon TDI							
1	58.038	77.1	46.123	106.0	47.493	113.9	2:31.654	10	32.609	191.4	33.101	170.8	30.379	192.8	1:36.089
2	42.430	115.7	43.846	109.3	44.247	186.5	2:10.523	11	32.747	188.8	32.654	172.2	30.257	193.5	1:35.658
3	33.555	185.2	37.963	164.3	31.259	191.1	1:42.777	12	32.789	189.1	32.509	172.2	30.169	192.8	1:35.467
4	33.105	187.8	33.602	170.3	30.990	191.1	1:37.697	13	32.308	188.1	33.297	169.8	30.296	191.4	1:35.901
5	32.704	188.4	33.187	169.8	30.756	189.4	1:36.647	14	32.683	189.4	32.276	171.4	29.896	192.8	1:34.855
6	32.487	187.1	32.808	170.6	30.836	192.8	1:36.131	15	32.360	189.8	32.339	171.7	30.278	193.5	1:34.977
7	32.163	189.8	32.855	171.4	31.463	191.4	1:36.481	16	32.032	188.8	32.274	171.7	30.577	193.2	1:34.883
8	32.320	188.8	32.521	173.3	30.643	193.5	1:35.484								
9	32.465	189.1	32.737	166.9	31.134	192.1	1:36.336								



Weather/Track: Rain>Sun 18°/Wet 24°

Circuit Length - 3.695 kilometres
Autodromo Raul Boesel
Curitiba

2010 FIA World Touring Car Championship

Race 1 - Sector Analysis Report

Lap S1 Time S1 Spd S2 Time S2 Spd S3 Time S3 Spd Lap Time Pit Lap S1 Time S1 Spd S2 Time S2 Spd S3 Time S3 Spd Lap Time Pit

5 MICHELISZ HUN SEAT Leon TDI															
1	1:07.582	83.3	45.899	94.0	44.357	99.5	2:37.838	10	32.994	188.1	32.800	170.6	30.646	191.4	1:36.440
2	45.645	89.4	41.547	129.6	39.941	190.8	2:07.133	11	33.222	186.8	32.538	170.8	30.939	190.1	1:36.699
3	34.165	182.7	33.332	164.8	31.279	186.5	1:38.776	12	33.226	187.1	32.911	169.8	30.342	191.8	1:36.479
4	32.688	185.5	33.228	163.1	31.027	187.1	1:36.943	13	33.012	186.8	32.586	170.8	30.285	192.1	1:35.883
5	33.337	186.2	32.711	169.0	30.834	188.8	1:36.882	14	33.043	189.1	32.733	169.5	29.920	190.4	1:35.696
6	32.761	186.5	33.087	166.6	30.911	190.4	1:36.759	15	32.838	187.5	32.600	171.1	31.002	191.8	1:36.440
7	32.985	186.5	32.986	168.2	31.041	190.4	1:37.012	16	32.474	189.1	32.052	171.4	30.378	192.1	1:34.904
8	33.457	186.8	32.786	170.6	30.962	190.8	1:37.205								
9	32.911	187.1	32.825	168.7	30.715	191.4	1:36.451								

6 MULLER FRA Chevrolet Cruze															
1	57.060	95.8	46.267	106.9	47.432	108.4	2:30.759	10	32.718	184.3	32.340	166.9	30.176	187.1	1:35.234
2	42.145	103.6	44.317	105.6	44.716	181.8	2:11.178	11	32.717	183.6	32.260	166.6	29.918	188.1	1:34.895
3	33.248	182.7	32.571	164.3	31.082	186.5	1:36.901	12	32.479	184.9	32.474	167.1	29.951	188.4	1:34.904
4	32.546	183.0	32.445	165.3	30.920	187.1	1:35.911	13	32.459	184.9	32.333	167.1	29.820	188.4	1:34.612
5	32.718	184.3	32.526	165.8	31.058	185.5	1:36.302	14	32.492	185.2	32.159	167.4	29.788	189.4	1:34.439
6	32.729	183.9	32.365	164.8	30.596	187.5	1:35.690	15	32.108	183.9	32.386	166.9	29.906	189.1	1:34.400
7	32.730	183.9	32.527	166.4	30.624	187.5	1:35.881	16	32.049	184.6	32.346	166.6	30.128	187.5	1:34.523
8	32.847	184.6	32.265	166.6	30.802	187.5	1:35.914								
9	32.888	184.3	32.339	166.6	30.411	187.8	1:35.638								

7 HUFF GBR Chevrolet Cruze															
1	1:00.251	108.3	46.521	94.9	46.785	112.3	2:33.557	10	32.904	183.6	32.317	168.7	30.477	187.1	1:35.698
2	43.474	130.7	42.147	107.1	43.920	183.6	2:09.541	11	32.754	184.3	32.246	167.4	30.052	190.4	1:35.052
3	32.721	180.3	32.751	163.8	30.920	187.1	1:36.392	12	32.538	185.2	32.342	167.9	29.894	189.8	1:34.774
4	32.886	183.6	32.433	164.8	30.880	186.2	1:36.199	13	32.399	185.8	32.352	167.7	29.902	189.4	1:34.653
5	32.784	184.9	32.407	166.1	30.834	186.2	1:36.025	14	32.511	184.9	32.285	167.4	29.434	191.1	1:34.230
6	32.731	185.8	32.380	166.4	30.687	187.1	1:35.798	15	32.143	184.9	32.187	167.9	29.574	190.4	1:33.904
7	32.907	184.3	32.427	166.1	30.579	187.8	1:35.913	16	32.114	185.2	32.459	167.1	30.303	170.8	1:34.876
8	32.745	184.3	32.303	167.4	30.510	188.1	1:35.558								
9	32.565	185.2	32.827	168.4	30.672	187.5	1:36.064								

8 MENU SUI Chevrolet Cruze															
1	58.944	83.2	46.228	98.0	47.094	133.6	2:32.266	10	32.918	183.6	32.531	167.1	30.321	188.8	1:35.770
2	43.250	141.7	42.830	114.8	44.356	183.9	2:10.436	11	32.824	183.6	32.598	166.9	29.962	189.8	1:35.384
3	33.243	171.4	33.278	165.1	30.914	187.1	1:37.435	12	32.951	184.3	32.828	165.3	29.690	190.4	1:35.469
4	33.020	183.3	32.665	165.6	30.739	187.8	1:36.424	13	32.836	184.3	32.490	167.4	29.597	189.4	1:34.923
5	32.751	184.9	32.471	166.1	30.587	188.8	1:35.809	14	32.729	183.9	32.493	166.9	29.619	190.1	1:34.841
6	32.791	185.2	32.512	165.6	30.672	187.8	1:35.975	15	32.569	184.6	32.465	166.4	29.612	189.4	1:34.646
7	32.948	184.3	32.945	166.1	30.469	188.4	1:36.362	16	32.691	184.9	32.349	165.8	29.910	188.1	1:34.950
8	33.182	183.9	32.392	166.9	30.632	188.1	1:36.206								
9	33.002	184.3	32.356	167.4	30.509	187.5	1:35.867								



Weather/Track: Rain>Sun 18° /Wet 24°

Circuit Length - 3.695 kilometres
Autodromo Raul Boesel
Curitiba

2010 FIA World Touring Car Championship

Race 1 - Sector Analysis Report

Lap S1 Time S1 Spd S2 Time S2 Spd S3 Time S3 Spd Lap Time Pit Lap S1 Time S1 Spd S2 Time S2 Spd S3 Time S3 Spd Lap Time Pit

10 FARFUS						BRA		BMW 320si							
1	1:03.827	98.6	45.771	101.2	46.149	111.5	2:35.747	10	32.683	183.3	32.632	165.8	30.377	190.4	1:35.692
2	44.283	120.4	41.330	137.5	42.409	186.2	2:08.022	11	32.714	184.9	32.417	167.1	30.199	190.4	1:35.330
3	33.486	174.4	33.170	164.6	31.507	188.8	1:38.163	12	32.387	185.5	32.812	166.6	29.958	190.8	1:35.157
4	33.319	179.7	33.088	163.6	31.055	188.1	1:37.462	13	32.407	184.9	32.712	165.6	30.105	189.4	1:35.224
5	32.783	184.9	32.743	165.8	30.903	188.1	1:36.429	14	32.526	185.8	32.632	166.9	29.666	190.8	1:34.824
6	32.775	185.2	32.991	157.8	31.140	189.8	1:36.906	15	32.783	185.2	32.511	166.4	29.670	189.8	1:34.964
7	33.082	181.5	33.418	165.6	31.019	190.1	1:37.519	16	32.163	186.2	32.325	166.9	30.388	189.4	1:34.876
8	32.665	184.9	32.846	164.8	31.157	187.1	1:36.668								
9	32.526	186.2	32.965	163.6	30.805	189.1	1:36.296								

11 PRIAULX						GBR		BMW 320si							
1	1:02.680	101.9	45.924	107.7	46.364	112.2	2:34.968	10							1:36.229
2	43.936	133.4	41.607	132.6	42.998	185.2	2:08.541	11							1:35.421
3	33.375	183.3	33.076	164.8	31.627	187.5	1:38.078	12						190.8	1:35.114
4	33.419	183.9	32.700	165.3	30.926	189.8	1:37.045	13	32.871	185.5	32.667	167.4	29.770	189.4	1:35.308
5	33.134	185.5	32.473	165.1	30.922	189.4	1:36.529	14	32.594	185.2	32.797	166.1	29.724	190.8	1:35.115
6	33.059	184.3	33.187	160.4	30.784	188.8	1:37.030	15	32.834	186.2	32.290	166.6	29.552	189.8	1:34.676
7	33.329	184.3	32.723	166.4	30.703	188.8	1:36.755	16	32.321	185.5	31.993	167.4	30.656	187.1	1:34.970
8	32.855	183.9	32.729	165.8	30.811	188.4	1:36.395								
9							1:36.632								

15 ENGSTLER						GER		BMW 320si						I	
1	1:16.070		44.087	90.0	42.192	95.4	2:42.349	10	33.270	182.4	32.912	164.6	31.157	187.5	1:37.339
2	47.536	119.7	41.090	114.5	36.992	185.5	2:05.618	11	32.980	183.0	33.777	160.2	31.009	189.1	1:37.766
3	34.955	150.2	33.992	148.7	32.939	185.5	1:41.886	12	32.786	184.3	33.132	163.6	30.520	187.8	1:36.438
4	33.398	161.4	33.858	157.6	32.353	183.6	1:39.609	13	32.612	184.6	32.555	165.6	30.251	187.5	1:35.418
5	33.465	183.9	33.505	163.6	31.780	187.1	1:38.750	14	32.636	183.6	33.229	163.1	30.370	188.1	1:36.235
6	33.050	184.3	34.067	159.5	31.996	185.5	1:39.113	15	32.594	183.0	32.702	164.1	30.160	188.1	1:35.456
7	33.284	184.3	33.551	163.6	31.581	186.2	1:38.416	16	32.567	183.6	32.873	163.3	30.385	187.8	1:35.825
8	33.079	183.6	33.221	164.8	31.551	185.5	1:37.851								
9	32.974	184.6	33.205	164.8	31.025	187.1	1:37.204								

16 ROMANOV						RUS		BMW 320si						I	
1	1:18.072		43.593	91.1	43.018	100.9	2:44.683	4	34.186	162.1	34.610	157.4	32.805	184.6	1:41.601
2	47.225	123.9	40.802	95.2	36.239	183.6	2:04.266	5	33.765	176.4	34.245	156.7	32.639	184.6	1:40.649
3	35.870	143.8	35.014	159.2	33.378	182.1	1:44.262								



Weather/Track: Rain>Sun 18°/Wet 24°

Circuit Length - 3.695 kilometres
Autodromo Raul Boesel
Curitiba

2010 FIA World Touring Car Championship

Race 1 - Sector Analysis Report

Lap S1 Time S1 Spd S2 Time S2 Spd S3 Time S3 Spd Lap Time Pit Lap S1 Time S1 Spd S2 Time S2 Spd S3 Time S3 Spd Lap Time Pit

17 NYKJAER DEN						SEAT Leon TDI									
1	1:04.813	88.1	46.107	78.2	45.413	113.5	2:36.333	10	33.271	188.1	32.519	172.2	30.821	192.1	1:36.611
2	45.493	102.3	40.998	136.0	41.732	187.5	2:08.223	11	33.402	188.1	32.762	171.7	30.450	193.2	1:36.614
3	35.951	182.7	34.242	164.6	31.571	188.4	1:41.764	12	33.142	185.5	32.863	170.8	30.271	193.5	1:36.276
4	33.473	187.1	33.044	168.2	31.396	189.8	1:37.913	13	33.369	187.5	33.200	170.6	30.097	192.5	1:36.666
5	33.209	186.2	32.852	169.8	30.676	190.8	1:36.737	14	33.262	187.8	32.760	171.1	30.699	192.1	1:36.721
6	33.167	186.8	32.616	170.0	30.802	191.1	1:36.585	15	32.296	187.1	33.042	167.7	31.040	189.4	1:36.378
7	32.457	188.8	32.717	169.2	31.372	188.4	1:36.546	16	33.124	189.8	32.086	171.4	30.002	194.9	1:35.212
8	32.492	186.8	32.745	171.4	31.013	191.8	1:36.250								
9	31.427	189.8	32.818	170.3	30.752	191.4	1:34.997								

18 BARTH SUI						SEAT Leon TDI									
1	1:09.757	81.2	45.616	91.8	43.685	94.8	2:39.058	10	33.104	187.1	32.771	169.0	30.737	189.8	1:36.612
2	46.230	83.7	41.366	119.0	39.319	186.2	2:06.915	11	33.295	186.2	32.753	170.6	30.413	191.1	1:36.461
3	34.316	183.9	33.863	155.8	31.585	188.4	1:39.764	12	32.940	186.5	32.821	170.8	30.171	192.1	1:35.932
4	33.328	185.2	33.030	161.9	31.290	187.5	1:37.648	13	32.725	187.5	32.637	171.4	29.944	192.5	1:35.306
5	32.366	187.1	33.174	167.7	31.076	188.1	1:36.616	14	32.923	185.8	32.836	169.5	29.929	193.5	1:35.688
6	32.960	184.9	32.855	167.9	31.070	190.8	1:36.885	15	32.087	188.1	32.519	169.8	30.161	192.5	1:34.767
7	32.520	185.2	33.159	167.4	31.193	187.8	1:36.872	16	32.350	188.4	32.560	169.0	29.834	192.5	1:34.744
8	31.879	186.2	32.751	169.5	31.035	189.4	1:35.665								
9	32.704	187.1	33.472	168.2	30.845	188.8	1:37.021								

19 VAULKHARD GBR						Chevrolet Lacetti I									
1	1:17.552		43.445	104.7	42.610	93.2	2:43.607	10	33.167	183.3	33.089	164.6	32.010	186.2	1:38.266
2	47.209	100.4	41.264	105.0	36.523	183.0	2:04.996	11	32.735	183.0	33.749	163.3	32.044	187.5	1:38.528
3	34.904	156.2	34.816	158.1	33.395	183.0	1:43.115	12	32.896	183.0	33.060	163.1	31.243	188.4	1:37.199
4	33.488	164.6	33.652	162.4	32.067	184.6	1:39.207	13	32.888	184.3	33.259	164.8	30.749	187.8	1:36.896
5	33.575	180.9	33.466	162.1	32.186	184.6	1:39.227	14	32.723	183.3	33.114	164.6	30.863	188.8	1:36.700
6	33.344	168.4	33.382	164.3	31.693	184.9	1:38.419	15	32.537	183.6	32.829	164.8	31.079	189.1	1:36.445
7	33.057	183.0	34.152	163.3	32.506	185.5	1:39.715	16	32.445	183.0	33.041	165.1	31.854	184.6	1:37.340
8	33.504	181.8	33.255	165.8	31.927	184.3	1:38.686								
9	33.200	181.5	33.322	163.3	32.318	184.3	1:38.840								

20 O'YOUNG HKG						Chevrolet Lacetti I									
1	1:13.024	74.1	45.088	94.0	43.125	93.1	2:41.237	10	33.075	183.0	33.064	165.6	30.904	189.4	1:37.043
2	46.532	86.5	40.854	126.6	38.030	187.1	2:05.416	11	32.900	183.0	33.048	166.1	30.277	190.1	1:36.225
3	35.006	168.4	34.397	152.3	32.348	187.5	1:41.751	12	32.927	183.9	33.002	165.8	30.617	188.8	1:36.546
4	33.769	166.4	34.755	156.5	31.722	187.5	1:40.246	13	32.840	183.6	32.952	164.8	30.055	190.1	1:35.847
5	32.814	174.4	34.021	159.2	31.415	186.5	1:38.250	14	32.918	183.6	32.881	166.4	30.058	190.1	1:35.857
6	33.231	179.4	33.311	162.1	31.211	188.1	1:37.753	15	32.741	183.6	32.716	166.9	30.422	190.1	1:35.879
7	33.337	181.5	33.514	164.1	31.371	187.5	1:38.222	16	32.910	183.9	41.080	160.4	32.024	185.2	1:46.014
8	33.401	181.5	33.331	165.3	31.201	187.1	1:37.933								
9	33.377	183.0	33.315	165.8	30.962	188.1	1:37.654								



Weather/Track: Rain>Sun 18° /Wet 24°

Circuit Length - 3.695 kilometres
Autodromo Raul Boesel
Curitiba

2010 FIA World Touring Car Championship

Race 1 - Sector Analysis Report

Lap	S1 Time	S1 Spd	S2 Time	S2 Spd	S3 Time	S3 Spd	Lap Time	Pit	Lap	S1 Time	S1 Spd	S2 Time	S2 Spd	S3 Time	S3 Spd	Lap Time	Pit
21 BENNANI MAR BMW 320si I																	
1	1:14.741		44.374	92.1	42.662	85.8	2:41.777		10	33.631	182.1	33.269	163.3	31.861	186.8	1:38.761	
2	46.738	96.0	41.037	126.3	37.758	186.5	2:05.533		11	33.047	181.8	33.248	164.1	31.676	186.5	1:37.971	
3	34.105	183.0	34.467	158.8	31.810	186.8	1:40.382		12	33.061	183.0	33.063	163.8	31.143	187.8	1:37.267	
4	32.944	182.4	33.256	162.6	31.549	184.6	1:37.749		13	32.729	183.3	32.982	165.1	30.843	187.5	1:36.554	
5	1:12.184	180.6	33.479	162.4	31.304	185.2	2:16.967		14	33.856	177.6	33.138	163.8	31.118	187.5	1:38.112	
6	34.415	182.7	33.400	160.4	32.566	186.2	1:40.381		15	32.630	183.6	32.688	164.3	30.794	187.8	1:36.112	
7	32.885	181.8	33.381	162.6	31.411	184.9	1:37.677		16	32.406	183.3	32.685	164.6	30.436	186.8	1:35.527	
8	33.971	180.9	33.396	163.3	32.132	184.9	1:39.499										
9	33.155	182.4	33.229	162.4	31.353	186.5	1:37.737										

Lap	S1 Time	S1 Spd	S2 Time	S2 Spd	S3 Time	S3 Spd	Lap Time	Pit	Lap	S1 Time	S1 Spd	S2 Time	S2 Spd	S3 Time	S3 Spd	Lap Time	Pit
25 HERNANDEZ ESP BMW 320si I																	
1	1:19.436		43.576	97.5	42.913	111.2	2:45.925		10	32.922	182.7	32.965	163.6	30.652	188.1	1:36.539	
2	46.672	120.8	40.914	92.4	36.138	183.3	2:03.724		11	32.736	182.4	33.167	162.6	30.464	188.1	1:36.367	
3	34.485	164.3	34.220	158.1	32.197	185.2	1:40.902		12	32.646	182.4	32.754	164.1	30.139	187.5	1:35.539	
4	33.503	181.2	33.611	162.1	31.739	184.9	1:38.853		13	32.600	182.4	32.608	164.6	29.778	187.8	1:34.986	
5	34.186	182.4	33.344	163.3	31.596	186.2	1:39.126		14	32.665	183.6	32.837	164.6	29.713	188.1	1:35.215	
6	33.111	184.3	33.546	161.4	31.487	183.9	1:38.144		15	32.405	181.8	32.455	165.3	30.128	188.8	1:34.988	
7	32.897	181.5	36.569	163.1	31.732	185.5	1:41.198		16	32.934	182.7	32.782	164.1	30.381	186.8	1:36.097	
8	33.430	181.8	33.082	164.6	31.148	185.5	1:37.660										
9	32.928	181.2	33.048	165.3	30.915	186.2	1:36.891										

Lap	S1 Time	S1 Spd	S2 Time	S2 Spd	S3 Time	S3 Spd	Lap Time	Pit	Lap	S1 Time	S1 Spd	S2 Time	S2 Spd	S3 Time	S3 Spd	Lap Time	Pit
26 D'ASTE ITA BMW 320si I																	
1	1:11.650		45.132	84.6	43.051	80.7	2:39.833		10	33.430	179.1	33.183	161.4	30.707	184.9	1:37.320	
2	46.380	88.8	41.737	119.4	38.395	183.6	2:06.512		11	32.863	179.7	32.993	160.7	30.548	185.8	1:36.404	
3	34.299	181.2	34.723	159.0	31.760	184.9	1:40.782		12	32.996	179.7	32.802	161.9	30.249	185.8	1:36.047	
4	33.623	178.5	33.670	161.6	31.519	186.5	1:38.812		13	32.897	180.3	33.035	161.6	30.159	185.8	1:36.091	
5	33.647	179.1	34.221	160.0	31.521	182.7	1:39.389		14	32.949	181.2	33.413	160.9	30.076	186.2	1:36.438	
6	33.740	181.5	33.436	160.9	31.371	185.2	1:38.547		15	32.779	179.7	33.209	160.9	30.374	186.8	1:36.362	
7	33.010	182.1	33.229	161.1	31.167	186.5	1:37.406		16	33.534	177.6	36.901	149.5	42.344	152.1	1:52.779	
8	33.374	180.3	33.432	160.2	31.041	186.5	1:37.847										
9	33.190	180.6	33.179	161.4	30.985	186.5	1:37.354										



Weather/Track: Rain>Sun 18°/Wet 24°

Circuit Length - 3.695 kilometres
Autodromo Raul Boesel
Curitiba

Printed at 14:50, Sunday, 07 March, 2010

© MST Systems Ltd, 2005 (www.mstworld.com)

Page 5

2010 FIA World Touring Car Championship Race 1 - Best Sector Speeds Report

SECTOR 1				SECTOR 2				SECTOR 3				
POS	NO	NAME	SPEED	LAP	NO	NAME	SPEED	LAP	NO	NAME	SPEED	LAP
1	4	GENE	191.4	10	1	TARQUINI	173.9	13	17	NYKJAER	194.9	16
2	1	TARQUINI	191.1	16	4	GENE	173.3	8	1	TARQUINI	194.5	12
3	3	MONTEIRO	189.8	15	17	NYKJAER	172.2	10	3	MONTEIRO	193.8	16
4	17	NYKJAER	189.8	9	2	CORONEL	171.4	16	4	GENE	193.5	8
5	5	MICHELISZ	189.1	14	5	MICHELISZ	171.4	16	18	BARTH	193.5	14
6	2	CORONEL	188.4	16	18	BARTH	171.4	13	2	CORONEL	192.1	15
7	18	BARTH	188.4	16	3	MONTEIRO	170.8	13	5	MICHELISZ	192.1	13
8	10	FARFUS	186.2	9	7	HUFF	168.7	10	7	HUFF	191.1	14
9	11	PRIAULX	186.2	15	6	MULLER	167.4	14	10	FARFUS	190.8	12
10	7	HUFF	185.8	6	8	MENU	167.4	9	11	PRIAULX	190.8	12
11	6	MULLER	185.2	14	11	PRIAULX	167.4	13	8	MENU	190.4	12
12	8	MENU	185.2	6	10	FARFUS	167.1	11	20	O'YOUNG	190.1	11
13	15	ENGSTLER	184.6	9	20	O'YOUNG	166.9	15	6	MULLER	189.4	14
14	19	VAULKHARD	184.3	13	19	VAULKHARD	165.8	8	15	ENGSTLER	189.1	11
15	25	HERNANDEZ	184.3	6	15	ENGSTLER	165.6	13	19	VAULKHARD	189.1	15
16	20	O'YOUNG	183.9	12	25	HERNANDEZ	165.3	9	25	HERNANDEZ	188.8	15
17	21	BENNANI	183.6	15	21	BENNANI	165.1	13	21	BENNANI	187.8	12
18	26	D'ASTE	182.1	7	26	D'ASTE	161.9	12	26	D'ASTE	186.8	15
19	16	ROMANOV	176.4	5	16	ROMANOV	159.2	3	16	ROMANOV	184.6	4



Weather/Track: Rain>Sun 18° /Wet 24°

Circuit Length - 3.695 kilometres
Autodromo Raul Boesel
Curitiba

2010 FIA World Touring Car Championship Race 1 - Best Sector Times Report

POS	SECTOR 1			SECTOR 2			SECTOR 3			NO	NAME	IDEAL/BEST LAP COMPARISON			DIFF
	NO	TIME	LAP	NO	TIME	LAP	NO	TIME	LAP			IDEAL	BEST	LAP	
1	3	31.420	15	3	31.896	16	7	29.434	14	3	MONTEIRO	1:33.111	1:34.258	16	+ 1.147
2	17	31.427	9	11	31.993	16	11	29.552	15	17	NYKJAER	1:33.515	1:34.997	9	+ 1.482
3	1	31.831	16	5	32.052	16	8	29.597	13	7	HUFF	1:33.735	1:33.904	15	+ 0.169
4	18	31.879	8	17	32.086	16	10	29.666	14	11	PRIAULX	1:33.866	1:34.676	15	+ 0.810
5	4	32.032	16	6	32.159	14	2	29.692	14	6	MULLER	1:33.996	1:34.400	15	+ 0.404
6	6	32.049	16	7	32.187	15	25	29.713	14	1	TARQUINI	1:34.029	1:34.438	15	+ 0.409
7	7	32.114	16	2	32.261	16	1	29.754	14	10	FARFUS	1:34.154	1:34.824	14	+ 0.670
8	10	32.163	16	4	32.274	16	6	29.788	14	2	CORONEL	1:34.202	1:34.448	16	+ 0.246
9	2	32.249	14	10	32.325	16	3	29.795	13	4	GENE	1:34.202	1:34.855	14	+ 0.653
10	11	32.321	16	8	32.349	16	18	29.834	16	18	BARTH	1:34.232	1:34.744	16	+ 0.512
11	25	32.405	15	1	32.444	9	4	29.896	14	5	MICHELISZ	1:34.446	1:34.904	16	+ 0.458
12	21	32.406	16	25	32.455	15	5	29.920	14	8	MENU	1:34.515	1:34.646	15	+ 0.131
13	19	32.445	16	18	32.519	15	17	30.002	16	25	HERNANDEZ	1:34.573	1:34.986	13	+ 0.413
14	5	32.474	16	15	32.555	13	20	30.055	13	15	ENGSTLER	1:35.282	1:35.418	13	+ 0.136
15	15	32.567	16	21	32.685	16	26	30.076	14	20	O'YOUNG	1:35.512	1:35.847	13	+ 0.335
16	8	32.569	15	20	32.716	15	15	30.160	15	21	BENNANI	1:35.527	1:35.527	16	+ 0.000
17	20	32.741	15	26	32.802	12	21	30.436	16	26	D'ASTE	1:35.657	1:36.047	12	+ 0.390
18	26	32.779	15	19	32.829	15	19	30.749	13	19	VAULKHARD	1:36.023	1:36.445	15	+ 0.422
19	16	33.765	5	16	34.245	5	16	32.639	5	16	ROMANOV	1:40.649	1:40.649	5	+ 0.000

'Perfect Lap' - 1:32.750



Weather/Track: Rain>Sun 18°/Wet 24°

Circuit Length - 3.695 kilometres
Autodromo Raul Boesel
Curitiba

2010 FIA World Touring Car Championship

RACE 1 - LAP CHART

Lap 1			Lap 2			Lap 3			Lap 4			Lap 5		
No	Behind	Laptime	No	Behind	Laptime	No	Behind	Laptime	No	Behind	Laptime	No	Behind	Laptime
6		2:30.759	6		2:11.178	6		1:36.901	6		1:35.911	6		1:36.302
4	0.895	2:31.654	4	0.240	2:10.523	7	0.652	1:36.392	7	0.940	1:36.199	7	0.663	1:36.025
8	1.507	2:32.266	8	0.765	2:10.436	8	1.299	1:37.435	8	1.812	1:36.424	8	1.319	1:35.809
7	2.798	2:33.557	7	1.161	2:09.541	1	2.161	1:37.703	1	3.330	1:37.080	1	3.580	1:36.552
1	3.428	2:34.187	1	1.359	2:09.109	11	2.749	1:38.078	11	3.883	1:37.045	11	4.110	1:36.529
11	4.209	2:34.968	11	1.572	2:08.541	10	3.094	1:38.163	10	4.645	1:37.462	10	4.772	1:36.429
10	4.988	2:35.747	10	1.832	2:08.022	2	3.919	1:38.075	2	4.949	1:36.941	2	5.558	1:36.911
17	5.574	2:36.333	17	2.619	2:08.223	5	4.909	1:38.776	5	5.941	1:36.943	5	6.521	1:36.882
2	6.223	2:36.982	2	2.745	2:07.700	3	5.570	1:38.795	3	7.387	1:37.728	4	8.247	1:36.647
5	7.079	2:37.838	5	3.034	2:07.133	4	6.116	1:42.777	4	7.902	1:37.697	18	8.950	1:36.616
3	7.724	2:38.483	3	3.676	2:07.130	18	6.899	1:39.764	18	8.636	1:37.648	17	9.919	1:36.737
18	8.299	2:39.058	18	4.036	2:06.915	17	7.482	1:41.764	17	9.484	1:37.913	3	14.229	1:43.144
26	9.074	2:39.833	26	4.408	2:06.512	26	8.289	1:40.782	21	10.692	1:37.749	26	14.277	1:39.389
20	10.478	2:41.237	20	4.716	2:05.416	21	8.854	1:40.382	26	11.190	1:38.812	20	15.849	1:38.250
21	11.018	2:41.777	21	5.373	2:05.533	20	9.566	1:41.751	20	13.901	1:40.246	15	17.161	1:38.750
15	11.590	2:42.349	15	6.030	2:05.618	15	11.015	1:41.886	25	14.655	1:38.853	25	17.479	1:39.126
19	12.848	2:43.607	19	6.666	2:04.996	25	11.713	1:40.902	15	14.713	1:39.609	19	19.101	1:39.227
16	13.924	2:44.683	16	7.012	2:04.266	19	12.880	1:43.115	19	16.176	1:39.207	16	24.410	1:40.649
25	15.166	2:45.925	25	7.712	2:03.724	16	14.373	1:44.262	16	20.063	1:41.601	21	51.357	2:16.967

Weather/Track: Rain>Sun 18°/Wet 24°

www.mstworld.com

Page 1 of 4

Curitiba
Circuit Length = 3.6950 km.
Start: 14:15 End: 14:41

Printed - 14:49 Sunday, 07 March 2010

2010 FIA World Touring Car Championship

RACE 1 - LAP CHART

(contd.)

Lap 6			Lap 7			Lap 8			Lap 9			Lap 10		
No	Behind	Laptime	No	Behind	Laptime	No	Behind	Laptime	No	Behind	Laptime	No	Behind	Laptime
6		1:35.690	6		1:35.881	6		1:35.914	6		1:35.638	6		1:35.234
7	0.771	1:35.798	7	0.803	1:35.913	7	0.447	1:35.558	7	0.873	1:36.064	7	1.337	1:35.698
8	1.604	1:35.975	8	2.085	1:36.362	8	2.377	1:36.206	8	2.606	1:35.867	8	3.142	1:35.770
1	4.344	1:36.454	1	4.728	1:36.265	1	4.744	1:35.930	1	5.096	1:35.990	1	5.766	1:35.904
11	5.450	1:37.030	11	6.324	1:36.755	11	6.805	1:36.395	11	7.799	1:36.632	11	8.794	1:36.229
10	5.988	1:36.906	2	7.209	1:36.726	2	7.786	1:36.491	2	8.824	1:36.676	10	9.496	1:35.692
2	6.364	1:36.496	10	7.626	1:37.519	10	8.380	1:36.668	10	9.038	1:36.296	4	10.411	1:36.089
5	7.590	1:36.759	5	8.721	1:37.012	4	8.858	1:35.484	4	9.556	1:36.336	2	10.825	1:37.235
4	8.688	1:36.131	4	9.288	1:36.481	5	10.012	1:37.205	5	10.825	1:36.451	5	12.031	1:36.440
18	10.145	1:36.885	18	11.136	1:36.872	18	10.887	1:35.665	17	11.174	1:34.997	17	12.551	1:36.611
17	10.814	1:36.585	17	11.479	1:36.546	17	11.815	1:36.250	18	12.270	1:37.021	18	13.648	1:36.612
3	15.324	1:36.785	3	16.270	1:36.827	3	16.722	1:36.366	3	17.394	1:36.310	3	18.123	1:35.963
26	17.134	1:38.547	26	18.659	1:37.406	26	20.592	1:37.847	26	22.308	1:37.354	26	24.394	1:37.320
20	17.912	1:37.753	20	20.253	1:38.222	20	22.272	1:37.933	20	24.288	1:37.654	20	26.097	1:37.043
25	19.933	1:38.144	15	23.119	1:38.416	15	25.056	1:37.851	15	26.622	1:37.204	15	28.727	1:37.339
15	20.584	1:39.113	25	25.250	1:41.198	25	26.996	1:37.660	25	28.249	1:36.891	25	29.554	1:36.539
19	21.830	1:38.419	19	25.664	1:39.715	19	28.436	1:38.686	19	31.638	1:38.840	19	34.670	1:38.266
21	56.048	1:40.381	21	57.844	1:37.677	21	1:01.429	1:39.499	21	1:03.528	1:37.737	21	1:07.055	1:38.761

Weather/Track: Rain>Sun 18°/Wet 24°

www.mstworld.com

Page 2 of 4

Curitiba
Circuit Length = 3.6950 km.
Start: 14:15 End: 14:41

Printed - 14:49 Sunday, 07 March 2010

2010 FIA World Touring Car Championship

RACE 1 - LAP CHART

(contd.)

Lap 11			Lap 12			Lap 13			Lap 14			Lap 15		
No	Behind	Laptime	No	Behind	Laptime	No	Behind	Laptime	No	Behind	Laptime	No	Behind	Laptime
6		1:34.895	6		1:34.904	6		1:34.612	6		1:34.439	6		1:34.400
7	1.494	1:35.052	7	1.364	1:34.774	7	1.405	1:34.653	7	1.196	1:34.230	7	0.700	1:33.904
8	3.631	1:35.384	8	4.196	1:35.469	8	4.507	1:34.923	8	4.909	1:34.841	8	5.155	1:34.646
1	6.427	1:35.556	1	6.812	1:35.289	1	6.767	1:34.567	1	7.013	1:34.685	1	7.051	1:34.438
11	9.320	1:35.421	11	9.530	1:35.114	11	10.226	1:35.308	11	10.902	1:35.115	11	11.178	1:34.676
10	9.931	1:35.330	10	10.184	1:35.157	10	10.796	1:35.224	10	11.181	1:34.824	10	11.745	1:34.964
4	11.174	1:35.658	4	11.737	1:35.467	4	13.026	1:35.901	4	13.442	1:34.855	4	14.019	1:34.977
2	11.858	1:35.928	2	12.859	1:35.905	2	13.674	1:35.427	2	13.975	1:34.740	2	14.722	1:35.147
5	13.835	1:36.699	5	15.410	1:36.479	5	16.681	1:35.883	5	17.938	1:35.696	18	18.552	1:34.767
17	14.270	1:36.614	17	15.642	1:36.276	18	16.936	1:35.306	18	18.185	1:35.688	5	19.978	1:36.440
18	15.214	1:36.461	18	16.242	1:35.932	17	17.696	1:36.666	17	19.978	1:36.721	3	21.956	1:35.108
3	18.954	1:35.726	3	19.373	1:35.323	3	19.867	1:35.106	3	21.248	1:35.820	17	21.956	1:36.378
26	25.903	1:36.404	26	27.046	1:36.047	26	28.525	1:36.091	26	30.524	1:36.438	26	32.486	1:36.362
20	27.427	1:36.225	20	29.069	1:36.546	20	30.304	1:35.847	20	31.722	1:35.857	20	33.201	1:35.879
25	31.026	1:36.367	25	31.661	1:35.539	25	32.035	1:34.986	25	32.811	1:35.215	25	33.399	1:34.988
15	31.598	1:37.766	15	33.132	1:36.438	15	33.938	1:35.418	15	35.734	1:36.235	15	36.790	1:35.456
19	38.303	1:38.528	19	40.598	1:37.199	19	42.882	1:36.896	19	45.143	1:36.700	19	47.188	1:36.445
21	1:10.131	1:37.971	21	1:12.494	1:37.267	21	1:14.436	1:36.554	21	1:18.109	1:38.112	21	1:19.821	1:36.112

Weather/Track: Rain>Sun 18°/Wet 24°

www.mstworld.com

Page 3 of 4

Curitiba
Circuit Length = 3.6950 km.
Start: 14:15 End: 14:41

Printed - 14:49 Sunday, 07 March 2010

**2010 FIA World Touring Car Championship
RACE 1 - LAP CHART**

(contd.)

Lap 16			Lap 17			Lap 18			Lap 19			Lap 20		
No	Behind	Laptime	No	Behind	Laptime	No	Behind	Laptime	No	Behind	Laptime	No	Behind	Laptime
6		1:34.523												
7	1.053	1:34.876												
8	5.582	1:34.950												
1	7.136	1:34.608												
11	11.625	1:34.970												
10	12.098	1:34.876												
4	14.379	1:34.883												
2	14.647	1:34.448												
18	18.773	1:34.744												
5	20.359	1:34.904												
3	21.691	1:34.258												
17	22.645	1:35.212												
25	34.973	1:36.097												
15	38.092	1:35.825												
20	44.692	1:46.014												
19	50.005	1:37.340												
26	50.742	1:52.779												
21	1:20.825	1:35.527												


Weather/Track: Rain>Sun 18°/Wet 24°

2010 FIA World Touring Car Championship

GRID FOR RACE 2

ROW 10		16 ROMANOV
ROW 9	21 BENNANI	26 D'ASTE
ROW 8	19 VAULKHARD	20 O'YOUNG
ROW 7	15 ENGSTLER	25 HERNANDEZ
ROW 6	17 NYKJAER	3 MONTEIRO
ROW 5	5 MICHELISZ	18 BARTH
ROW 4	6 MULLER	7 HUFF
ROW 3	8 MENU	1 TARQUINI
ROW 2	11 PRIAULX	10 FARFUS
ROW 1	4 GENE	2 CORONEL

POLE



Ref Stewards decision 11, Car 16.
Weather/Track: Rain>Sun 18°/Wet 24°

Curitiba
Circuit Length = 3.6950 km.
Start: 14:15 End: 14:41

Race Director:	Steward:	Timekeeper:
----------------	----------	-------------

2010 FIA World Touring Car Championship
RACE 2 - PROVISIONAL CLASSIFICATION

POS	NO	CLS	DRIVER / TEAM	NAT	CAR	TIME	LAPS	GAP	KPH	BEST
1	1		Gabriele TARQUINI	ITA	SEAT Leon TDI	20:13.311	14		153.48	1:25.803
2	4		Jordi GENE	ESP	SEAT Leon TDI	20:14.587	14	1.276	153.32	1:25.898
3	8		Alain MENU	SUI	Chevrolet Cruze	20:18.718	14	5.407	152.80	1:25.947
4	6		Yvan MULLER	FRA	Chevrolet Cruze	20:19.296	14	5.985	152.73	1:25.949
5	7		Robert HUFF	GBR	Chevrolet Cruze	20:21.606	14	8.295	152.44	1:26.213
6	10		Augusto FARFUS	BRA	BMW 320si	20:21.907	14	8.596	152.40	1:26.219
7	3		Tiago MONTEIRO	POR	SEAT Leon TDI	20:23.730	14	10.419	152.18	1:26.256
8	17		Michel NYKJAER	DEN	SEAT Leon TDI	20:25.119	14	11.808	152.00	1:26.156
9	5		Norbert MICHELISZ	HUN	SEAT Leon TDI	20:30.887	14	17.576	151.29	1:26.674
10	25	I	Sergio HERNANDEZ	ESP	BMW 320si	20:37.555	14	24.244	150.48	1:27.085
11	15	I	Franz ENGSTLER	GER	BMW 320si	20:37.954	14	24.643	150.43	1:27.087
12	21	I	Mehdi BENNANI	MAR	BMW 320si	20:43.383	14	30.072	149.77	1:27.128
13	19	I	Harry VAULKHARD	GBR	Chevrolet Lacetti	20:44.234	14	30.923	149.67	1:27.233
14	18		Fredy BARTH	SUI	SEAT Leon TDI	20:53.091	14	39.780	148.61	1:26.520
15	26	I	Stefano D'ASTE	ITA	BMW 320si	20:53.639	14	40.328	148.55	1:27.723
16	20	I	Darryl O'YOUNG	HKG	Chevrolet Lacetti	20:53.792	14	40.481	148.53	1:27.428

NOT CLASSIFIED

2			Tom CORONEL	NED	SEAT Leon TDI	8:53.987	1	D.N.F.	24.91	
11			Andy PRIAULX	GBR	BMW 320si		0	D.N.F.	N/A	

FASTEST LAP

1			Gabriele TARQUINI		SEAT Leon TDI	1:25.803	3	96.33mph	155.03kph	
25	I		Sergio HERNANDEZ		BMW 320si	1:27.085	4	94.91mph	152.74kph	

Subject to Technical Scrutineering. For Media Information Purposes - No Regulatory Value.

Weather/Track: Sun 21°/Dry 23°

Curitiba

Circuit Length = 3.6950 km.

Start: 15:33 End: 15:53

Race Director:	Steward:	Timekeeper:	Issued at:
----------------	----------	-------------	------------

2010 FIA World Touring Car Championship
RACE 2 RESULT

POS	NO	CLS	DRIVER / TEAM	NAT	CAR	TIME	LAPS	GAP	KPH	BEST
1	1		Gabriele TARQUINI	ITA	SEAT Leon TDI	20:13.311	14		153.48	1:25.803
2	4		Jordi GENE	ESP	SEAT Leon TDI	20:14.587	14	1.276	153.32	1:25.898
3	8		Alain MENU	SUI	Chevrolet Cruze	20:18.718	14	5.407	152.80	1:25.947
4	6		Yvan MULLER	FRA	Chevrolet Cruze	20:19.296	14	5.985	152.73	1:25.949
5	7		Robert HUFF	GBR	Chevrolet Cruze	20:21.606	14	8.295	152.44	1:26.213
6	10		Augusto FARFUS	BRA	BMW 320si	20:21.907	14	8.596	152.40	1:26.219
7	3		Tiago MONTEIRO	POR	SEAT Leon TDI	20:23.730	14	10.419	152.18	1:26.256
8	17		Michel NYKJAER	DEN	SEAT Leon TDI	20:25.119	14	11.808	152.00	1:26.156
9	5		Norbert MICHELISZ	HUN	SEAT Leon TDI	20:30.887	14	17.576	151.29	1:26.674
10	25	I	Sergio HERNANDEZ	ESP	BMW 320si	20:37.555	14	24.244	150.48	1:27.085
11	15	I	Franz ENGSTLER	GER	BMW 320si	20:37.954	14	24.643	150.43	1:27.087
12	21	I	Mehdi BENNANI	MAR	BMW 320si	20:43.383	14	30.072	149.77	1:27.128
13	19	I	Harry VAULKHARD	GBR	Chevrolet Lacetti	20:44.234	14	30.923	149.67	1:27.233
14	26	I	Stefano D'ASTE	ITA	BMW 320si	20:53.639	14	40.328	148.55	1:27.723
15	20	I	Darryl O'YOUNG	HKG	Chevrolet Lacetti	20:53.792	14	40.481	148.53	1:27.428
16	18		Fredy BARTH	SUI	SEAT Leon TDI	21:23.091	14	1:09.780	145.14	1:26.520

NOT CLASSIFIED

2			Tom CORONEL	NED	SEAT Leon TDI	8:53.987	1	D.N.F.	24.91	
11			Andy PRIAULX	GBR	BMW 320si		0	D.N.F.	N/A	

FASTEST LAP

1			Gabriele TARQUINI		SEAT Leon TDI	1:25.803	3	96.33mph	155.03kph	
25	I		Sergio HERNANDEZ		BMW 320si	1:27.085	4	94.91mph	152.74kph	

Car 18, Drive-through penalty applied, ref Stewards decision 12.

Curitiba

Circuit Length = 3.6950 km.

Start: 15:33 End: 15:53

Steward:	Steward:	Steward:	Issued at:
----------	----------	----------	------------

2010 FIA World Touring Car Championship

Race 2 - Sector Analysis Report

Lap S1 Time S1 Spd S2 Time S2 Spd S3 Time S3 Spd Lap Time Pit Lap S1 Time S1 Spd S2 Time S2 Spd S3 Time S3 Spd Lap Time Pit

1 TARQUINI							ITA SEAT Leon TDI								
1	37.799	193.2	29.535	175.6	27.674	196.7	1:35.008	9	28.269	195.6	29.792	175.8	27.956	196.3	1:26.017
2	28.582	195.2	29.705	176.4	27.782	198.8	1:26.069	10	28.385	195.6	29.740	175.8	27.920	196.7	1:26.045
3	28.569	193.8	29.520	175.6	27.714	197.0	1:25.803	11	28.282	196.0	29.966	175.3	27.891	197.4	1:26.139
4	28.373	195.6	29.881	176.4	27.854	196.7	1:26.108	12	28.212	196.0	29.812	176.4	27.785	197.0	1:25.809
5	28.279	196.0	29.638	176.1	27.896	195.6	1:25.813	13	28.261	195.6	29.985	175.8	27.817	196.0	1:26.063
6	28.281	194.5	29.666	175.8	27.985	196.7	1:25.932	14	28.302	195.2	29.995	175.6	28.245	194.9	1:26.542
7	28.342	194.2	29.774	176.1	27.845	197.4	1:25.961								
8	28.428	194.9	29.769	175.8	27.805	197.4	1:26.002								

2 CORONEL							NED SEAT Leon TDI									
1	1:00.038	82.5	56.524	100.2	6:57.425	8:53.987	Pit									

3 MONTEIRO							POR SEAT Leon TDI								
1	40.090	189.4	30.234	173.6	28.129	197.0	1:38.453	9	28.335	195.2	30.055	175.0	28.028	197.0	1:26.418
2	29.484	194.5	29.736	174.7	27.827	196.3	1:27.047	10	28.318	194.9	30.081	174.7	27.979	197.0	1:26.378
3	28.607	193.5	29.821	175.0	27.920	197.8	1:26.348	11	28.408	194.5	30.568	174.4	27.911	198.1	1:26.887
4	28.508	194.9	29.823	175.8	27.947	197.4	1:26.278	12	28.231	194.9	30.058	175.3	27.967	197.0	1:26.256
5	28.602	194.9	30.264	175.6	28.058	197.8	1:26.924	13	28.291	195.2	30.142	175.0	27.913	196.7	1:26.346
6	28.563	194.9	29.919	174.7	28.190	197.8	1:26.672	14	28.360	194.5	30.199	173.3	27.978	196.0	1:26.537
7	28.344	194.9	30.005	175.8	28.160	198.5	1:26.509								
8	28.481	195.2	30.105	174.4	28.091	196.7	1:26.677								

4 GENE							ESP SEAT Leon TDI								
1	36.717	193.5	29.998	174.1	27.702	194.9	1:34.417	9	28.212	195.2	29.879	176.4	27.951	197.4	1:26.042
2	28.962	194.9	29.671	174.4	27.753	195.6	1:26.386	10	28.189	196.0	29.914	176.4	27.965	197.4	1:26.068
3	29.292	194.5	29.594	175.8	27.746	197.8	1:26.632	11	28.234	195.6	29.945	175.6	27.836	198.1	1:26.015
4	28.316	194.9	29.864	175.8	27.718	198.1	1:25.898	12	28.348	196.3	29.948	175.3	27.895	196.3	1:26.191
5	28.420	196.0	29.799	176.1	27.769	196.3	1:25.988	13	28.237	196.0	30.123	175.0	27.832	196.3	1:26.192
6	28.242	196.0	29.874	175.6	28.180	197.4	1:26.296	14	28.360	194.5	30.256	175.3	27.982	195.2	1:26.598
7	28.263	194.5	29.746	176.4	27.901	197.0	1:25.910								
8	28.176	195.6	29.962	175.8	27.816	198.5	1:25.954								

5 MICHELISZ							HUN SEAT Leon TDI								
1	39.614	191.1	30.005	173.6	28.514	190.4	1:38.133	9	28.460	192.5	30.058	175.0	28.181	194.5	1:26.699
2	31.399	182.4	30.426	173.9	28.255	197.8	1:30.080	10	28.617	193.8	30.026	174.4	28.215	194.9	1:26.858
3	28.649	194.5	29.933	175.0	28.277	198.1	1:26.859	11	28.475	195.2	30.054	174.7	28.287	194.5	1:26.816
4	28.719	195.2	29.844	176.1	28.111	197.0	1:26.674	12	28.412	193.2	30.145	174.7	28.193	194.5	1:26.750
5	28.614	193.5	29.982	175.3	28.397	194.9	1:26.993	13	28.444	194.9	30.220	174.4	28.164	195.6	1:26.828
6	28.566	194.2	30.033	174.1	28.455	195.6	1:27.054	14	28.431	193.2	30.288	174.4	28.379	193.5	1:27.098
7	28.455	193.5	29.971	175.0	28.256	195.2	1:26.682								
8	28.473	193.8	30.052	174.1	28.838	195.6	1:27.363								



Weather/Track: Sun 21° / Dry 23°

Circuit Length - 3.695 kilometres
Autodromo Raul Boesel
Curitiba

2010 FIA World Touring Car Championship

Race 2 - Sector Analysis Report

Lap S1 Time S1 Spd S2 Time S2 Spd S3 Time S3 Spd Lap Time Pit Lap S1 Time S1 Spd S2 Time S2 Spd S3 Time S3 Spd Lap Time Pit

6 MULLER						FRA	Chevrolet Cruze							
1	39.227	190.4	29.839	171.1	27.759	195.6	1:36.825	9						1:26.330
2	29.120	191.4	29.867	170.6	27.687		1:26.674	10						1:26.128
3							1:26.795	11						1:25.949
4							1:25.950	12						1:26.105
5							1:26.237	13						1:26.298
6							1:26.714	14						1:26.595
7							1:26.148							
8							1:26.548							

7 HUFF						GBR	Chevrolet Cruze								
1	38.331	191.4	29.890	171.1	27.994	194.5	1:36.215	9	28.208	193.2	30.065	172.2	27.954	196.3	1:26.227
2	28.858	192.1	29.940	171.1	27.907	194.9	1:26.705	10	28.296	193.2	30.043	172.5	27.983	196.3	1:26.322
3	29.882	190.8	30.258	171.7	27.888	196.3	1:28.028	11	28.305	193.2	30.063	171.9	27.928	197.0	1:26.296
4	28.653	193.5	30.092	171.9	27.815	196.7	1:26.560	12	28.182	193.8	30.123	172.2	27.908	195.2	1:26.213
5	28.685	193.2	30.258	172.2	27.770	196.7	1:26.713	13	28.368	193.5	30.113	171.9	27.940	196.3	1:26.421
6	28.480	192.8	30.078	171.9	27.964	196.0	1:26.522	14	28.359	193.5	30.274	171.1	27.868	195.2	1:26.501
7	28.412	192.5	30.036	172.5	28.000	196.7	1:26.448								
8	28.374	192.8	30.063	172.5	27.998	196.7	1:26.435								

8 MENU						SUI	Chevrolet Cruze								
1	38.745	190.8	29.822	170.0	28.019	195.6	1:36.586	9	28.297	192.1	30.080	171.4	27.775	194.5	1:26.152
2	28.795	192.1	30.038	170.3	27.787	196.0	1:26.620	10	28.303	192.1	30.016	171.4	27.804	194.5	1:26.123
3	29.167	190.1	29.951	170.0	27.622	195.2	1:26.740	11	28.441	192.1	30.154	170.8	27.766	195.2	1:26.361
4	28.545	192.5	29.885	171.4	27.517	194.9	1:25.947	12	28.338	192.1	30.074	171.7	27.865	194.2	1:26.277
5	28.476	192.1	30.083	171.9	27.742	194.9	1:26.301	13	28.510	192.5	30.184	171.4	27.750	194.2	1:26.444
6	28.616	191.4	29.984	171.7	27.860	194.5	1:26.460	14	28.291	192.8	30.205	171.1	27.863	193.8	1:26.359
7	28.345	191.8	30.014	171.4	27.810	195.6	1:26.169								
8	28.394	192.1	30.093	171.7	27.692	195.2	1:26.179								

10 FARFUS						BRA	BMW 320si								
1	39.977	189.1	30.003	170.6	28.113	193.5	1:38.093	9	28.413	192.8	30.121	169.8	27.780	196.0	1:26.314
2	29.160	191.1	29.620	169.8	27.569	195.6	1:26.349	10	28.387	192.5	29.961	170.3	27.871	196.0	1:26.219
3	28.788	191.4	30.442	167.7	27.611	196.3	1:26.841	11	28.387	193.5	30.140	169.8	27.761	196.7	1:26.288
4	28.586	191.8	30.072	169.2	27.749	196.3	1:26.407	12	28.339	193.5	30.052	170.0	27.873	194.9	1:26.264
5	28.953	191.4	30.053	169.8	27.751	196.0	1:26.757	13	28.450	193.5	30.106	170.6	27.942	194.9	1:26.498
6	28.652	192.5	29.973	170.0	28.072	196.0	1:26.697	14	28.345	193.2	30.136	169.2	27.948	193.5	1:26.429
7	28.452	192.8	29.880	170.6	27.942	196.3	1:26.274								
8	28.563	192.8	29.971	169.8	27.943	196.0	1:26.477								



Weather/Track: Sun 21° / Dry 23°

Circuit Length - 3.695 kilometres
Autodromo Raul Boesel
Curitiba

2010 FIA World Touring Car Championship Race 2 - Sector Analysis Report

Lap	S1 Time	S1 Spd	S2 Time	S2 Spd	S3 Time	S3 Spd	Lap Time	Pit	Lap	S1 Time	S1 Spd	S2 Time	S2 Spd	S3 Time	S3 Spd	Lap Time	Pit
15 ENGSTLER GER BMW 320si I																	
1	41.570	187.1	30.637	168.7	28.108	194.5	1:40.315		9	28.575	189.8	30.412	169.0	28.479	191.8	1:27.466	
2	29.082	189.1	30.026	170.6	28.233	194.9	1:27.341		10	28.712	189.8	30.271	168.7	28.322	193.2	1:27.305	
3	28.541	190.8	30.247	166.1	28.378	195.2	1:27.166		11	28.591	190.8	30.342	169.5	28.154	193.2	1:27.087	
4	29.449	191.4	30.091	170.6	27.897	194.9	1:27.437		12	28.680	191.4	30.430	169.0	28.170	192.5	1:27.280	
5	28.810	189.4	31.202	167.9	28.427	194.5	1:28.439		13	28.570	191.4	30.231	170.0	28.354	194.2	1:27.155	
6	29.161	184.3	30.420	166.9	28.535	194.9	1:28.116		14	28.554	190.4	30.524	169.0	28.332	193.5	1:27.410	
7	29.130	189.8	30.685	167.7	28.336	194.2	1:28.151										
8	28.641	191.4	30.339	168.2	28.306	193.2	1:27.286										
17 NYKJAER DEN SEAT Leon TDI																	
1	40.388	192.1	30.176	173.0	28.163	199.2	1:38.727		9	28.329	197.0	30.032	175.6	28.507	198.5	1:26.868	
2	29.527	194.5	29.851	174.7	28.002	199.2	1:27.380		10	28.505	195.6	30.068	174.7	28.229	198.1	1:26.802	
3	28.411	196.0	29.891	175.0	27.885	199.2	1:26.187		11	28.477	197.4	30.175	175.6	27.822	198.8	1:26.474	
4	28.398	197.0	29.932	176.1	27.826	199.2	1:26.156		12	28.399	197.4	30.154	176.1	27.959	198.5	1:26.512	
5	28.519	196.7	30.307	175.6	28.318	198.5	1:27.144		13	28.271	197.4	30.047	175.6	28.181	199.2	1:26.499	
6	28.310	196.0	29.973	176.4	28.095	199.6	1:26.378		14	28.345	198.1	30.172	175.0	27.946	197.8	1:26.463	
7	28.400	197.8	30.012	175.8	28.388	198.8	1:26.800										
8	28.399	196.7	30.023	175.6	28.307	198.5	1:26.729										
18 BARTH SUI SEAT Leon TDI																	
1	52.073	189.4	30.515	172.2	28.133	193.5	1:50.721		9	29.093	192.5	30.284	173.3	28.254	197.8	1:27.631	
2	28.757	192.8	30.187	170.3	27.837	195.6	1:26.781		10	29.040	194.2	30.357	174.7	28.204	197.8	1:27.601	
3	28.613	192.5	29.931	173.6	27.976	195.2	1:26.520		11	28.528	194.9	30.372	174.1	29.358	185.5	1:28.258	
4	28.356	193.8	29.923	174.1	28.260	193.8	1:26.539		12	28.895	193.5	30.149	174.1	28.415	194.5	1:27.459	
5	28.727	192.8	30.141	173.0	28.702	195.2	1:27.570		13	28.530	194.5	30.222	175.0	28.241	196.3	1:26.993	
6	28.820	192.5	30.117	174.1	28.129	196.7	1:27.066		14	28.561	194.5	38.513	171.1	28.703	194.2	1:35.777	
7	28.651	193.2	30.017	173.9	28.321	197.4	1:26.989										
8	28.254	195.6	30.657	174.1	28.275	198.1	1:27.186										
19 VAULKHARD GBR Chevrolet Lacetti I																	
1	42.719	183.6	30.927	166.9	28.541	192.1	1:42.187		9	28.961	190.1	30.483	169.2	28.138	193.8	1:27.582	
2	29.416	189.8	30.286	167.4	28.128	192.1	1:27.830		10	28.916	190.1	30.447	168.2	28.124	194.9	1:27.487	
3	29.477	186.2	30.246	168.2	28.195	193.2	1:27.918		11	28.516	191.1	30.504	171.4	28.213	191.8	1:27.233	
4	28.936	193.2	30.155	167.9	28.421	196.3	1:27.512		12	28.802	190.4	30.399	170.3	28.216	192.5	1:27.417	
5	28.710	190.1	30.352	169.0	28.435	192.1	1:27.497		13	29.139	188.8	30.531	170.0	28.187	191.4	1:27.857	
6	29.513	189.1	30.463	169.0	28.571	194.2	1:28.547		14	28.884	190.4	30.454	169.5	28.315	192.5	1:27.653	
7	29.414	187.5	31.438	161.6	28.738	194.2	1:29.590										
8	28.664	191.1	30.520	169.0	28.740	194.2	1:27.924										



Weather/Track: Sun 21°/Dry 23°

Circuit Length - 3.695 kilometres
Autodromo Raul Boesel
Curitiba

2010 FIA World Touring Car Championship Race 2 - Sector Analysis Report

Lap	S1 Time	S1 Spd	S2 Time	S2 Spd	S3 Time	S3 Spd	Lap Time	Pit	Lap	S1 Time	S1 Spd	S2 Time	S2 Spd	S3 Time	S3 Spd	Lap Time	Pit
20 O'YOUNG HKG Chevrolet Lacetti I																	
1	42.926	185.2	30.843	166.9	28.681	194.2	1:42.450		9	29.019	190.1	30.649	169.2	28.423	195.6	1:28.091	
2	29.329	189.8	30.596	167.9	27.926	195.6	1:27.851		10	29.041	191.1	30.659	168.7	28.301	193.8	1:28.001	
3	29.539	188.1	30.317	168.7	28.382	191.8	1:28.238		11	29.145	188.4	30.806	169.5	28.647	191.1	1:28.598	
4	28.753	191.1	30.625	167.9	28.050	193.5	1:27.428		12	29.222	190.1	30.606	169.0	29.916	194.2	1:29.744	
5	29.055	189.4	30.621	168.7	29.565	190.8	1:29.241		13	29.568	190.1	30.650	169.2	28.810	192.8	1:29.028	
6	29.226	189.4	30.506	168.7	28.423	194.9	1:28.155		14	29.398	190.1	31.089	168.7	29.516	191.8	1:30.003	
7	29.183	189.8	30.452	170.3	28.572	195.2	1:28.207										
8	28.719	192.5	31.406	167.9	28.632	192.8	1:28.757										
21 BENNANI MAR BMW 320Si I																	
1	42.559	186.5	30.349	169.0	27.952	196.7	1:40.860		9	28.867	189.1	30.308	169.2	28.168	192.5	1:27.343	
2	29.785	188.8	30.112	169.2	28.174	189.4	1:28.071		10	29.096	189.1	30.239	169.2	28.267	192.1	1:27.602	
3	29.204	188.8	30.091	169.5	28.040	194.2	1:27.335		11	28.792	190.1	30.238	169.5	28.098	193.5	1:27.128	
4	28.690	191.4	30.151	170.0	28.386	192.5	1:27.227		12	28.765	189.4	30.498	168.7	28.205	192.1	1:27.468	
5	28.778	190.8	30.427	169.0	28.559	195.6	1:27.764		13	28.818	189.8	30.434	169.5	28.307	192.5	1:27.559	
6	30.635	186.5	30.350	168.2	30.702	192.8	1:31.687		14	28.986	189.1	30.453	169.0	28.633	190.4	1:28.072	
7	28.874	189.8	30.201	169.5	28.441	193.2	1:27.516										
8	28.889	190.4	30.341	169.0	28.521	192.8	1:27.751										
25 HERNANDEZ ESP BMW 320Si I																	
1	41.124	185.5	30.205	167.7	27.950	195.2	1:39.279		9	28.950	187.8	30.068	168.7	28.074	191.1	1:27.092	
2	29.536	188.4	30.187	168.2	27.969	192.8	1:27.692		10	28.845	188.4	30.281	168.2	28.142	190.8	1:27.268	
3	28.869	188.1	30.456	166.6	28.081	191.8	1:27.406		11	28.847	188.8	30.447	167.4	28.136	191.4	1:27.430	
4	28.948	189.1	30.085	168.7	28.052	191.1	1:27.085		12	28.856	188.4	30.386	168.7	27.965	190.8	1:27.207	
5	29.449	190.4	31.121	166.1	28.352	192.1	1:28.922		13	28.897	189.1	30.415	168.4	28.231	190.8	1:27.543	
6	29.306	189.8	30.483	165.6	28.446	189.4	1:28.235		14	28.957	189.4	30.520	166.6	28.132	190.4	1:27.609	
7	29.169	189.8	30.207	167.9	28.208	191.8	1:27.584										
8	28.985	188.1	30.094	169.0	28.124	191.8	1:27.203										
26 D'ASTE ITA BMW 320Si I																	
1	41.736	185.8	30.884	165.6	27.966	194.2	1:40.586		9	29.794	185.8	30.966	164.8	28.617	189.4	1:29.377	
2	29.268	186.8	30.571	166.4	28.416	189.1	1:28.255		10	29.745	187.5	30.824	164.6	28.234	191.4	1:28.803	
3	29.732	188.8	30.219	166.4	28.051	192.5	1:28.002		11	28.897	189.4	31.604	162.8	28.539	191.8	1:29.040	
4	29.119	188.8	30.156	167.1	28.448	191.1	1:27.723		12	28.957	189.8	31.317	163.3	28.611	192.8	1:28.885	
5	29.033	187.8	30.274	166.9	28.461	191.8	1:27.768		13	29.747	189.1	30.921	164.8	28.372	192.5	1:29.040	
6	29.258	186.8	30.582	164.6	28.929	190.1	1:28.769		14	29.461	188.1	31.833	164.3	28.374	191.8	1:29.668	
7	29.591	186.8	30.435	166.6	28.403	191.1	1:28.429										
8	29.205	188.1	30.533	165.3	29.556	191.8	1:29.294										



Weather/Track: Sun 21° / Dry 23°

Circuit Length - 3.695 kilometres
Autodromo Raul Boesel
Curitiba

Printed at 15:58, Sunday, 07 March, 2010

© MST Systems Ltd, 2005 (www.mstworld.com)

Page 4

2010 FIA World Touring Car Championship Race 2 - Best Sector Speeds Report

SECTOR 1				SECTOR 2				SECTOR 3				
POS	NO	NAME	SPEED	LAP	NO	NAME	SPEED	LAP	NO	NAME	SPEED	LAP
1	17	NYKJAER	198.1	14	1	TARQUINI	176.4	2	17	NYKJAER	199.6	6
2	4	GENE	196.3	12	4	GENE	176.4	7	1	TARQUINI	198.8	2
3	1	TARQUINI	196.0	5	17	NYKJAER	176.4	6	3	MONTEIRO	198.5	7
4	18	BARTH	195.6	8	5	MICHELISZ	176.1	4	4	GENE	198.5	8
5	3	MONTEIRO	195.2	8	3	MONTEIRO	175.8	4	5	MICHELISZ	198.1	3
6	5	MICHELISZ	195.2	4	18	BARTH	175.0	13	18	BARTH	198.1	8
7	7	HUFF	193.8	12	7	HUFF	172.5	7	7	HUFF	197.0	11
8	10	FARFUS	193.5	11	8	MENU	171.9	5	10	FARFUS	196.7	11
9	19	VAULKHARD	193.2	4	19	VAULKHARD	171.4	11	21	BENNANI	196.7	1
10	8	MENU	192.8	14	6	MULLER	171.1	1	19	VAULKHARD	196.3	4
11	20	O'YOUNG	192.5	8	10	FARFUS	170.6	1	8	MENU	196.0	2
12	6	MULLER	191.4	2	15	ENGSTLER	170.6	2	6	MULLER	195.6	1
13	15	ENGSTLER	191.4	4	20	O'YOUNG	170.3	7	20	O'YOUNG	195.6	2
14	21	BENNANI	191.4	4	21	BENNANI	170.0	4	15	ENGSTLER	195.2	3
15	25	HERNANDEZ	190.4	5	25	HERNANDEZ	169.0	8	25	HERNANDEZ	195.2	1
16	26	D'ASTE	189.8	12	26	D'ASTE	167.1	4	26	D'ASTE	194.2	1
17	2	CORONEL	82.5	1	2	CORONEL	100.2	1				



Weather/Track: Sun 21° / Dry 23°

Circuit Length - 3.695 kilometres
Autodromo Raul Boesel
Curitiba

2010 FIA World Touring Car Championship Race 2 - Best Sector Times Report

POS	NO	SECTOR 1		SECTOR 2		SECTOR 3		IDEAL/BEST LAP COMPARISON							
		TIME	LAP	NO	TIME	LAP	NO	TIME	LAP	NO	NAME	IDEAL	BEST	LAP	DIFF
1	4	28.176	8	1	29.520	3	8	27.517	4	1	TARQUINI	1:25.406	1:25.803	3	+ 0.397
2	7	28.182	12	4	29.594	3	10	27.569	2	4	GENE	1:25.472	1:25.898	4	+ 0.426
3	1	28.212	12	10	29.620	2	1	27.674	1	10	FARFUS	1:25.528	1:26.219	10	+ 0.691
4	3	28.231	12	3	29.736	2	6	27.687	2	8	MENU	1:25.630	1:25.947	4	+ 0.317
5	18	28.254	8	8	29.822	1	4	27.702	1	3	MONTEIRO	1:25.794	1:26.256	12	+ 0.462
6	17	28.271	13	6	29.839	1	7	27.770	5	7	HUFF	1:25.842	1:26.213	12	+ 0.371
7	8	28.291	14	5	29.844	4	17	27.822	11	17	NYKJAER	1:25.944	1:26.156	4	+ 0.212
8	10	28.339	12	17	29.851	2	3	27.827	2	18	BARTH	1:26.014	1:26.520	3	+ 0.506
9	5	28.412	12	7	29.890	1	18	27.837	2	5	MICHELISZ	1:26.367	1:26.674	4	+ 0.307
10	19	28.516	11	18	29.923	4	15	27.897	4	15	ENGSTLER	1:26.464	1:27.087	11	+ 0.623
11	15	28.541	3	15	30.026	2	20	27.926	2	6	MULLER	1:26.646	1:25.949	11	+ 0.697
12	21	28.690	4	25	30.068	9	25	27.950	1	21	BENNANI	1:26.733	1:27.128	11	+ 0.395
13	20	28.719	8	21	30.091	3	21	27.952	1	19	VAULKHARD	1:26.795	1:27.233	11	+ 0.438
14	25	28.845	10	19	30.155	4	26	27.966	1	25	HERNANDEZ	1:26.863	1:27.085	4	+ 0.222
15	26	28.897	11	26	30.156	4	5	28.111	4	20	O'YOUNG	1:26.962	1:27.428	4	+ 0.466
16	6	29.120	2	20	30.317	3	19	28.124	10	26	D'ASTE	1:27.019	1:27.723	4	+ 0.704
17	2	1:00.038	1	2	56.524	1	2	6:57.425	1	2	CORONEL	8:53.987	8:53.987	1	+ 0.000

'Perfect Lap' - 1:25.213



Weather/Track: Sun 21°/Dry 23°

Circuit Length - 3.695 kilometres
Autodromo Raul Boesel
Curitiba

2010 FIA World Touring Car Championship

RACE 2 - LAP CHART

Lap 1			Lap 2			Lap 3			Lap 4			Lap 5		
No	Behind	Laptime	No	Behind	Laptime	No	Behind	Laptime	No	Behind	Laptime	No	Behind	Laptime
4		1:34.417	4		1:26.386	1		1:25.803	1		1:26.108	1		1:25.813
1	0.591	1:35.008	1	0.274	1:26.069	4	0.555	1:26.632	4	0.345	1:25.898	4	0.520	1:25.988
7	1.798	1:36.215	7	2.117	1:26.705	8	3.066	1:26.740	8	2.905	1:25.947	8	3.393	1:26.301
8	2.169	1:36.586	8	2.403	1:26.620	6	3.414	1:26.795	6	3.256	1:25.950	6	3.680	1:26.237
6	2.408	1:36.825	6	2.696	1:26.674	7	4.068	1:28.028	7	4.520	1:26.560	7	5.420	1:26.713
10	3.676	1:38.093	10	3.639	1:26.349	10	4.403	1:26.841	10	4.702	1:26.407	10	5.646	1:26.757
5	3.716	1:38.133	3	4.697	1:27.047	3	4.968	1:26.348	3	5.138	1:26.278	3	6.249	1:26.924
3	4.036	1:38.453	17	5.304	1:27.380	17	5.414	1:26.187	17	5.462	1:26.156	17	6.793	1:27.144
17	4.310	1:38.727	25	6.168	1:27.692	25	7.497	1:27.406	25	8.474	1:27.085	5	9.938	1:26.993
25	4.862	1:39.279	15	6.853	1:27.341	15	7.942	1:27.166	5	8.758	1:26.674	25	11.583	1:28.922
15	5.898	1:40.315	5	7.410	1:30.080	5	8.192	1:26.859	15	9.271	1:27.437	15	11.897	1:28.439
26	6.169	1:40.586	26	8.038	1:28.255	21	9.386	1:27.335	21	10.505	1:27.227	21	12.456	1:27.764
21	6.443	1:40.860	21	8.128	1:28.071	26	9.963	1:28.002	26	11.578	1:27.723	26	13.533	1:27.768
19	7.770	1:42.187	19	9.214	1:27.830	19	11.055	1:27.918	19	12.459	1:27.512	19	14.143	1:27.497
20	8.033	1:42.450	20	9.498	1:27.851	20	11.659	1:28.238	20	12.979	1:27.428	20	16.407	1:29.241
18	16.304	1:50.721	18	16.699	1:26.781	18	17.142	1:26.520	18	17.573	1:26.539	18	19.330	1:27.570

Weather/Track: Sun 21°/Dry 23°

www.mstworld.com

Page 1 of 3

Curitiba
Circuit Length = 3.6950 km.
Start: 15:33 End: 15:53

Printed - 15:57 Sunday, 07 March 2010

2010 FIA World Touring Car Championship

RACE 2 - LAP CHART

(contd.)

Lap 6			Lap 7			Lap 8			Lap 9			Lap 10		
No	Behind	Laptime	No	Behind	Laptime	No	Behind	Laptime	No	Behind	Laptime	No	Behind	Laptime
1		1:25.932	1		1:25.961	1		1:26.002	1		1:26.017	1		1:26.045
4	0.884	1:26.296	4	0.833	1:25.910	4	0.785	1:25.954	4	0.810	1:26.042	4	0.833	1:26.068
8	3.921	1:26.460	8	4.129	1:26.169	8	4.306	1:26.179	8	4.441	1:26.152	8	4.519	1:26.123
6	4.462	1:26.714	6	4.649	1:26.148	6	5.195	1:26.548	6	5.508	1:26.330	6	5.591	1:26.128
7	6.010	1:26.522	7	6.497	1:26.448	7	6.930	1:26.435	7	7.140	1:26.227	7	7.417	1:26.322
10	6.411	1:26.697	10	6.724	1:26.274	10	7.199	1:26.477	10	7.496	1:26.314	10	7.670	1:26.219
3	6.989	1:26.672	3	7.537	1:26.509	3	8.212	1:26.677	3	8.613	1:26.418	3	8.946	1:26.378
17	7.239	1:26.378	17	8.078	1:26.800	17	8.805	1:26.729	17	9.656	1:26.868	17	10.413	1:26.802
2	5 LAPS	8:53.987P	5	11.781	1:26.682	5	13.142	1:27.363	5	13.824	1:26.699	5	14.637	1:26.858
5	11.060	1:27.054	25	15.509	1:27.584	25	16.710	1:27.203	25	17.785	1:27.092	25	19.008	1:27.268
25	13.886	1:28.235	15	16.271	1:28.151	15	17.555	1:27.286	15	19.004	1:27.466	15	20.264	1:27.305
15	14.081	1:28.116	26	18.838	1:28.429	21	21.515	1:27.751	21	22.841	1:27.343	21	24.398	1:27.602
26	16.370	1:28.769	21	19.766	1:27.516	26	22.130	1:29.294	19	23.874	1:27.582	19	25.316	1:27.487
19	16.758	1:28.547	19	20.387	1:29.590	19	22.309	1:27.924	18	24.290	1:27.631	18	25.846	1:27.601
21	18.211	1:31.687	20	20.876	1:28.207	18	22.676	1:27.186	26	25.490	1:29.377	20	27.661	1:28.001
20	18.630	1:28.155	18	21.492	1:26.989	20	23.631	1:28.757	20	25.705	1:28.091	26	28.248	1:28.803
18	20.464	1:27.066												

Weather/Track: Sun 21°/Dry 23°

www.mstworld.com

Page 2 of 3

Curitiba
Circuit Length = 3.6950 km.
Start: 15:33 End: 15:53

Printed - 15:57 Sunday, 07 March 2010

2010 FIA World Touring Car Championship
RACE 2 - LAP CHART

(contd.)

Lap 11			Lap 12			Lap 13			Lap 14			Lap 15		
No	Behind	Laptime	No	Behind	Laptime	No	Behind	Laptime	No	Behind	Laptime	No	Behind	Laptime
1		1:26.139	1		1:25.809	1		1:26.063	1		1:26.542			
4	0.709	1:26.015	4	1.091	1:26.191	4	1.220	1:26.192	4	1.276	1:26.598			
8	4.741	1:26.361	8	5.209	1:26.277	8	5.590	1:26.444	8	5.407	1:26.359			
6	5.401	1:25.949	6	5.697	1:26.105	6	5.932	1:26.298	6	5.985	1:26.595			
7	7.574	1:26.296	7	7.978	1:26.213	7	8.336	1:26.421	7	8.295	1:26.501			
10	7.819	1:26.288	10	8.274	1:26.264	10	8.709	1:26.498	10	8.596	1:26.429			
3	9.694	1:26.887	3	10.141	1:26.256	3	10.424	1:26.346	3	10.419	1:26.537			
17	10.748	1:26.474	17	11.451	1:26.512	17	11.887	1:26.499	17	11.808	1:26.463			
5	15.314	1:26.816	5	16.255	1:26.750	5	17.020	1:26.828	5	17.576	1:27.098			
25	20.299	1:27.430	25	21.697	1:27.207	25	23.177	1:27.543	25	24.244	1:27.609			
15	21.212	1:27.087	15	22.683	1:27.280	15	23.775	1:27.155	15	24.643	1:27.410			
21	25.387	1:27.128	21	27.046	1:27.468	21	28.542	1:27.559	21	30.072	1:28.072			
19	26.410	1:27.233	19	28.018	1:27.417	19	29.812	1:27.857	19	30.923	1:27.653			
18	27.965	1:28.258	18	29.615	1:27.459	18	30.545	1:26.993	18	39.780	1:35.777			
20	30.120	1:28.598	20	34.055	1:29.744	20	37.020	1:29.028	26	40.328	1:29.668			
26	31.149	1:29.040	26	34.225	1:28.885	26	37.202	1:29.040	20	40.481	1:30.003			

Weather/Track: Sun 21°/Dry 23°