




JOE
ADAMS

GREG
CHILDS

JARIUS
WRIGHT

RAZORBACK

FOOTBALL



KNILE
DAVIS

TRAMAIN
THOMAS

JERRY
FRANKLIN

JAKE
BEQUETTE



In just three seasons, UA head coach Bobby Petrino led the Razorbacks to the first BCS game in school history, matching up with Ohio State in the Allstate Sugar Bowl. With the appearance, Petrino became the only coach to lead two teams to their first BCS game. In 2010, Arkansas defeated four teams that finished the season inside the final BCS Top 25 on its way to the first Sugar Bowl appearance for the program in 30 years.

BCS BOWL APPEARANCE AND BIG WINS

R A Z O R B A C K

THIS IS ARKANSAS

RECORD SETTING PERFORMANCES



Bobby Petrino's dynamic approach immediately resulted in record-breaking performances by the Razorbacks. In 2008, the team broke eight school records and in 2009 it set or matched 26 individual or team records. The 2010 season was even more of the same as the Razorbacks set or matched 48 individual or team records.

NATIONAL AWARD WINNERS

In 2010, Arkansas tight end D.J. Williams became the latest Arkansas player on the national college football awards circuit. Williams was named the first John Mackey Award winner in school history, which is given to the nation's top tight end. He also was recognized as the recipient of the Disney Spirit Award given annually by Disney Sports to college football's most inspirational player, team or figure. Additionally, Williams was the first Razorback to become a finalist for the James E. Sullivan Award. The AAU has presented the award to the outstanding amateur athlete in the United States each year since 1930.



GRADUATE OUR MEN

"Getting your degree is what it is all about. If you are coming here to play football, you come with the understanding you are a student-athlete. The goal is to walk away with a degree. It is going to take hard work and understanding how to be accountable to yourself and your teammate and making sure you do the right thing."

– UA Head Coach Bobby Petrino



PREPARE FOR NFL

Arkansas has produced 24 NFL draft picks in the past eight seasons including six first-round selections during that span.

F O O T B A L L

FOOTBALL



COACH PETRINO AT HOME

Arkansas head coach Bobby Petrino's teams have been nearly unbeatable at home during his tenure as a head coach. In his seven years as a collegiate head coach, his teams are a combined 40-6 (.870) in home venues. The Razorbacks have home stadiums in Fayetteville, Little Rock and Arlington, Texas.

QUARTERBACK PIPELINE

Throughout his coaching career, Bobby Petrino has helped develop some of college football's most prolific passers including eight quarterbacks that have gone on to the NFL.

Name, School	Years	Career Pass Yds	School Rank	NFL Team
Ryan Mallett, Arkansas	2008-10	7,493	1st	New England Patriots; 2011-Present
Brian Brohm, Louisville	2004-06	10,775	2nd	Green Bay, 2008-09; Buffalo 2009-Present
Stefan Lefors, Louisville	2003-04	5,853	5th	Carolina, 2005-06
Jason Campbell, Auburn	2002	7,299	2nd	Washington, 2005-09; Oakland 2010-Present
Chris Redman, Louisville	1998	12,541	1st	Baltimore 2000-03; Atlanta, 2007-Present
Jake Plummer, Arizona State	1993	8,827	2nd	Arizona, 1997-2002; Denver 2003-06
Doug Nussmeier, Idaho	1990-91	10,824	1st	New Orleans, 1994-97; Indianapolis, 1998; CFL, 1999-2000
John Friesz, Idaho	1989	10,697	2nd	San Diego, 1990-93; Washington 1994; Seattle, 1995-98; New England, 1999-2000



R A Z O R B A C K

TABLE OF

CONTENTS

THIS IS ARKANSAS FOOTBALL..... 4-13

- Bobby Petrino..... 4-5
- Bowl Appearances 6-7
- Three Home Fields 8-9
- Professional Development 10-11
- National Exposure/Individual Honors..... 12-13

OUTLOOK.....14-21

- Quick Facts..... 14
- Preseason Notes 15-17
- Alphabetical Roster 18-19
- Numerical Roster..... 20-21

STAFF.....22-40

- Head Coach Bobby Petrino..... 22-27
- Assistant Coaches 28-37
- Support Staff 38-40

PLAYERS.....41-95

- Returning Razorbacks 41-90
- Razorback Newcomers 91-95

2010 REVIEW.....96-107

- 2010 Season Review Notes 96
- 2010 Final Statistics 97-104
- Departing Player Statistics 105-106
- 2010 SEC Standings and Notes..... 107

2011 OPPONENTS..... 108-112

- 2011 Opponents Quick Facts 108
- Series Records..... 109
- SEC Championship Game..... 110
- The Southeastern Conference..... 111
- SEC Composite Schedule..... 112

RECORDS..... 113-142

- Individual Records 113-125
- Team Records 126-141
- Opponent Records 142

HISTORY..... 143-186

- 1964 National Championship..... 143
- All-Americans 144-146
- National Individual Award Winners..... 147-149
- All-Conference..... 150-151

Retired Numbers..... 152

- Honors..... 153-157*
- Razorbacks in the Pros 158-160*
- Razorbacks in the Super Bowl 161*
- All-Time Lettermen..... 162-166*
- All-Time Coaches..... 167-168*
- All-Time Overall & Coaching Records... 169-170*
- Season-By-Season Results 171-182*
- Overtime Games 183*
- Bowl History 184*
- Bowl Records 185-186*

MEDIA INFORMATION 187-190

- Media Information 187
- Game Day Reminders 188
- Razorback Sports Network..... 189
- Primary Media Outlets 190

UNIVERSITY OF ARKANSAS..... 191-203

- The University 191-192
- University Chancellor/FAR..... 193
- Vice Chancellor and Director of Athletics
- Jeff Long 194



F O O T B A L L

CONTENTS

Athletic Administration 195-196
 Razorback Support Services 197-198
 Razorback Foundation 199-203

FACILITIES.....204 -208

War Memorial Stadium/AT&T Field 204
 Attendance Records 205
 Frank Broyles Field 206
 Donald W. Reynolds Razorback Stadium.... 207
 New Football Facility Renderings..... 208

ON THE INTERNET

ARKANSASRAZORBACKS.COM is the official website of University of Arkansas athletics. The site features press releases, schedules, results, statistics, coach and student-athlete biographies, and facility information on every Razorback sport. The site provides links to live statistical game scoring and features RazorVision, a premium content site including audio broadcasts, live video coverage of select games and other video features.

EDITORIAL

UA Media Relations Department

EDITORS

Zack Higbee and Derek Satterfield

ASSISTANT EDITORS

Micyla Baker, Chad Crunk, Robby Edwards, Kathi George, Mary Lynn Gibson, LaToya Gulley, Zach Lawson, Phil Pierce, Bill Smith, Stephanie Taylor, Jeri Thorpe

OTHER CONTRIBUTORS

Fayetteville Chamber of Commerce, Media Relations Offices of UA's 2011 Opponents, Southeastern Conference Media Relations, UA University Relations, Razorback Foundation

DESIGN SERVICES

Patrick Crawford and Andrew Reynolds

PRINTING

Print Coordinator: Jeri Thorpe
Multi-Ad, Peoria, Ill.

PHOTOGRAPHY

Wesley Hitt and Gary Yandell

CONTRIBUTING PHOTOGRAPHY & IMAGES

Walt Beazley, Buffalo Bills, Chicago Bears, Cincinnati Bengals, Dallas Cowboys (James D. Smith), Tom Ewart, Fayetteville Advertising and Promotions Commission, Indianapolis Colts, Jacksonville Jaguars (Dave Van Slyke), New York Jets, Oakland Raiders (Tony Gonzales), Philadelphia Eagles, San Francisco 49ers, David Yerby

All names, nicknames, logos and other indicia referring to the University of Arkansas are trademarks owned and protected by the university. Any unauthorized use of the university's trademark is prohibited.

"WE DIDN'T COME TO PAINT"™

"I don't think there's any question that people understand now that this is where I want to be. Our players here understand that this is where I want to be and that we have an opportunity to go out each year and compete for a national championship."
– Arkansas head coach Bobby Petrino

R A Z O R B A C K

BOBBY



Bobby Petrino **Bowl Games as a Collegiate Head Coach**


2003 GMAC Bowl
2004 Liberty Bowl
2006 Gator Bowl
2007 Orange Bowl
2010 AutoZone Liberty Bowl
2011 Allstate Sugar Bowl



Wins Over Ranked Teams

Dec. 31, 2004 – Louisville def. No. 10 Boise State, 44-40
Sept. 16, 2006 – Louisville def. No. 15 Miami, 31-7
Nov. 2, 2006 – Louisville def. No. 3 West Virginia, 44-34
Jan. 2, 2007 – Louisville def. No. 12 Wake Forest, 24-13
Oct. 11, 2008 – Arkansas def. No. 20 Auburn, 25-22
Nov. 1, 2008 – Arkansas def. No. 19 Tulsa, 30-23
Oct. 10, 2009 – Arkansas def. No. 17 Auburn, 44-23
Nov. 6, 2010 – Arkansas def. No. 18 South Carolina, 41-20
Nov. 20, 2010 – Arkansas def. No. 22 Mississippi State, 38-31
Nov. 27, 2010 – Arkansas def. No. 6 LSU, 31-23






Bobby Petrino has generated excitement at Arkansas resulting in record crowds. UA students began camping out the Monday prior to the game with No. 1 Alabama in Fayetteville where a Donald W. Reynolds Razorback Stadium record of 76,808 were on hand. In the spring of 2011, the Razorback spring game was aired live nationally on ESPN for the first time in school history. An estimated turnout of 42,000 fans attended the event, which set a new Arkansas spring game record.

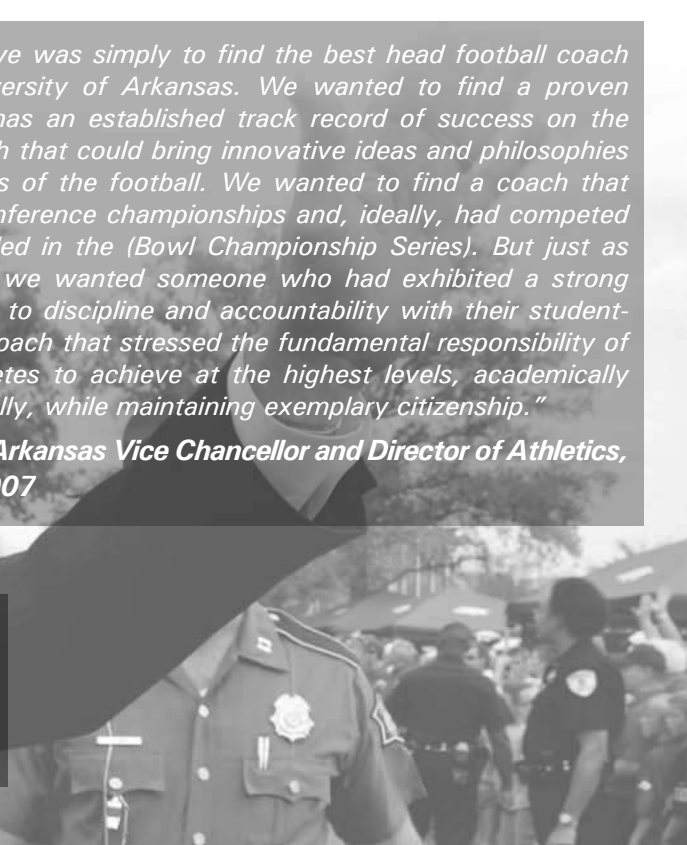
F O O T B A L L

PETRINO



"Our objective was simply to find the best head football coach for the University of Arkansas. We wanted to find a proven coach that has an established track record of success on the field, a coach that could bring innovative ideas and philosophies to both sides of the football. We wanted to find a coach that had won conference championships and, ideally, had competed and succeeded in the (Bowl Championship Series). But just as importantly, we wanted someone who had exhibited a strong commitment to discipline and accountability with their student-athletes, a coach that stressed the fundamental responsibility of student-athletes to achieve at the highest levels, academically and athletically, while maintaining exemplary citizenship."

-Jeff Long, Arkansas Vice Chancellor and Director of Athletics, Dec. 12, 2007



"Coach Petrino has a great system. The quarterback is given freedom in this offense, and it really allows you to grow as a player physically and mentally. It is proven that this offense can not only produce big numbers but also lead to wins, which is the ultimate goal."

- Ryan Mallett

LIBERTY BOWL

PIRATES

0:00

HOGS

17

20

TIME OUTS

TIME OUTS 0

DOWN ON QTR.

DOWN TO GO

0 4

4 5



Razorback fans have descended on Memphis and New Orleans to support the Razorbacks following each of the last two seasons, respectively.


R A Z O R B A C K

BOWLS UNDER



In front of one of the largest crowds in AutoZone Liberty Bowl history, Arkansas defeated East Carolina in overtime, 20-17. With the win, Coach Petrino led the Razorbacks to the first bowl victory for the program since 2003.

With the victory, Razorback players hoisted the 2010 AutoZone Liberty Bowl Trophy.





In 2011, Coach Petrino led the Razorbacks to the first BCS appearance in school history as Arkansas took on No. 6 Ohio State in the Allstate Sugar Bowl.



The Allstate Sugar Bowl earned an 8.4 overnight rating on ESPN, according to Nielsen, the third-highest overnight rating for college football in ESPN history.

F O O T B A L L

COACH PETRINO



Bowl week is filled with events for the players and fans. Members of the Razorback team visited the Children's Hospital of New Orleans where they greeted the hospital's young patients and received a tour. In addition, Arkansas fans crowded the French Quarter for a pep rally and to listen to Coach Petrino's weekly radio show.



**COACHES TO LEAD
TWO PROGRAMS
TO A BCS GAME:**

*Bobby Petrino...Arkansas
Louisville*

*Urban Meyer..... Florida
Utah*

*Nick Saban.....Alabama
LSU*



RUNNING THROUGH THE "A"

For Razorback football players, there is nothing to compare with entering the stadium for a home Arkansas game. The emotion of running through the "A" stays with a player for life.

The Razorback Marching Band sets the stage by forming a huge "A" as they march the length of the field playing Arkansas Fight. When they finish, the "A" stretches from the Razorback locker room to midfield. To the roar of the crowd and the band blasting out Arkansas Fight, the current Razorbacks run onto the field through the "A," connecting them to generations of previous men in the Cardinal and White.

"I grew up really looking forward to running out of the 'A'. It is an experience unlike any other in college football. The whole team gets excited, and it's a really great atmosphere. It's always fun playing in the state of Arkansas because of all of the great fans."

- Ryan Mallett


DONALD W. REYNOLDS RAZORBACK STADIUM – FAYETTEVILLE, ARK.

R A Z O R B A C K

HOME OF

ARKANSAS

WAR MEMORIAL STADIUM – LITTLE ROCK, ARK.



A MASCOT LIKE NO OTHER

Tusk IV, a Russian boar, which closely resembles the wild hog of Hugo Bezdek's day, currently serves as the official live mascot. Tusk IV is cared for by the Stokes family of Dardanelle, Ark., and travels to home games and special events for the Razorbacks.

Tusk IV is supported by the legacy program known as the Tusk Fund, and fans can participate by sending their support in care of the Razorback Foundation, Inc. Tusk IV enters his first full season in 2011 after debuting at the 2011 Allstate Sugar Bowl. He follows Tusk III, who is retired and still living on the Stokes' farm.



HOG WALK

Arkansas football fans are known for their readiness to cheer on the Razorbacks. The UA faithful gather on gamedays in areas surrounding the stadium, including in The Gardens located south of Donald W. Reynolds Razorback Stadium and in The Trough located to the north.

Upon the Razorbacks' arrival on gameday at Donald W. Reynolds Razorback Stadium, fans traditionally gather to extend greetings and well-wishes to their favorite football team. The entire UA squad makes its way through the giant human tunnel as it serves as a perfect precursor to a successful football game.



F O O T B A L L

FOOTBALL


A PROPER HOG CALL

A chant of "Woo Pig Sooie" is known worldwide as a Hog Call. A properly executed Hog Call is composed of three "calls," slowly raising one's arms from the knees to above the head during the "Woo." Traditionalists prescribe an eight second "Woo." The fingers should be wiggled and the "Woo" should build in volume and pitch as the arms rise. Upon completion of the "Woo," both arms are brought straight down with fists clinched as if executing a chin-up while yelling, "Pig." The right arm is extended up and out with the "Sooie." A full Hog Call requires two more Hog Calls, followed immediately by a "Razor-Backs" yell, coordinated with a pumping motion of the right arm after the third "Sooie."

So, in order, the full Hog Call is:

- Woooooooo. Pig. Sooie!
- Woooooooo. Pig. Sooie!
- Woooooooo. Pig. Sooie!
- Razorbacks!

COWBOYS STADIUM – ARLINGTON, TEXAS



BY THE NUMBERS

2 Pro Football
Hall of Fame members
(Lance Alworth, Dan Hampton)

20 Active Razorbacks in the NFL

33 Overall NFL selections since 2000

PRO DAY

Under Coach Petrino, Pro Day workouts at the University of Arkansas have drawn numerous NFL scouts, coaches and executives to Fayetteville. In 2011, the Razorback Pro Day attracted national attention as the NFL Network was on hand to cover the event.



R A Z O R B A C K

PROFESSIONAL

Mitch Petrus was chosen by the N.Y. Giants in the 2010 NFL Draft. Including DeMarcus Love, who was drafted by Minnesota in 2011, the Razorbacks have had an offensive lineman selected in each of the last five drafts. The active streak is the longest in the NCAA and the longest in school history.



The Oakland Raiders selected Darren McFadden with the fourth pick in the first round of the 2008 NFL Draft.



Felix Jones joined teammate Darren McFadden as a first round choice in the 2008 NFL Draft. It marked the first time in school history two different Razorback running backs were taken in the opening round.

Green Bay long snapper Brett Goode, who lettered for the Razorbacks from 2003-06, was part of the Packers Super Bowl XLV victory over Pittsburgh in Dallas.



"The interview process is a big thing at the (NFL) Combine. Being able to get on those boards and draw up all of the things they do, I can't tell you how much Coach Petrino's system is just straight carryover. It's nothing that you haven't seen before. Everything that we saw at the Combine is what we saw here at the University of Arkansas. The younger guys that are going to come out, they're going to be well prepared. Just by sitting in meetings every day and learning what you have to do, you're going to end up being prepared for the NFL because this system just transfers over."

- DeMarcus Love, Minnesota Vikings



"Coach Petrino has done an unbelievable job developing boys to men. (The experience playing in Coach Petrino's offense) is huge. You can see it easily when you're having interviews with the (NFL) coaches, especially at the Combine. You sit down and they give you a blank sheet of paper and say, 'Draw up the defense, draw up the offensive formation, draw this up, draw that up.' And I thought, 'This is what I hear every day in the meeting rooms.' So, I would draw up a front and ask them a question and they just looked at me like I was a coach or something. I drew up something and they said, 'Well what if this happens?' Then I said, 'If this guy comes on a blitz, then I'm going to block down, the tackle's going to pull out and the guard's going to read and work with the center.' They looked at it, wrote it down and said, 'We might have to use that ourselves.' Working with Coach Petrino, he knows his stuff. He's a great coach, and he's just a great asset for Arkansas football for years to come."

- D.J. Williams, Green Bay Packers

F O O T B A L L

DEVELOPMENT



Former Razorback and current Cleveland Browns running back Peyton Hillis was selected as the cover athlete for Madden NFL 12 by earning 66 percent of the fan vote.



In 2010, Hillis rushed for 1,177 yards and 11 touchdowns to become the first Browns running back to top 1,000 yards in a season since 2008.

Hillis was announced as the winner of the fan vote on "SportsNation" on ESPN2. In all, almost 13 million votes were cast during the bracket-style voting tournament that featured one representative from each NFL team, including more than 1 million in the final. This was the first year fans were allowed to vote for the game's cover.

Doak Walker Award winner (2006 & 2007)
 Mackey Award winner (2010)
 Outland Trophy winner (1954 & 1966)
 Rimington Trophy winner (2007)
 Disney Spirit Award winner (2010)
 Sullivan Award finalist (2010)
 Heisman Trophy runner-up (2006 & 2007)
 57 All-America selections
 96 All-SEC selections
 274 first-team all-conference selections
 19 SEC Player of the Week selections under Coach Petrino

Since 2006, University of Arkansas players have traveled to the following locations for awards and national recognition:


Heisman Trophy, New York, N.Y.
 Sullivan Award, New York, N.Y.
 Walter Camp All-America Team, New Haven, Conn.
 Home Depot College Football Awards, Orlando, Fla.
 Doak Walker Award, Dallas, Texas
 Mackey Award, Bethpage, N.Y.
 Rimington Trophy, Lincoln, Neb.
 Playboy All-America Weekend, Phoenix, Ariz.
 Premier Players Award, Tampa, Fla.



R A Z O R B A C K

RECOGNITION

HEISMAN TROPHY PRESENTATION



HOME DEPOT COLLEGE
 FOOTBALL AWARDS SHOW

DOAK WALKER
 PRESENTATION

TOP 25 / COLLEGE FANTASY RANKINGS / FCS PREVIEW

ATHLON SPORTS 100 pages of team previews

AMERICA'S PREMIER SPORTS PUBLISHER

Southeastern

2011 Preview

INSIDE

Muschamp Takes Over in Gainesville

Mark Richt on the Hot Seat

The Genius of Gus Malzahn

INSIDE

The Life of a Redshirt

Recruiting War Stories

2006 Recruits Revisited

NCAA Rules
Is there a Method to the Madness?

KNILE DAVIS

2011 UNIVERSITY OF ARKANSAS PRESEASON HONORS

(As of June 17, 2011)

WR JOE ADAMS

- Phil Steele *All-America (Fourth Team)*
- Phil Steele *All-SEC (First Team)*
- Athlon *All-SEC (Second Team)*
- Birmingham News *All-SEC (Second Team)*
- Lindy's *All-SEC (Second Team)*

OG ALVIN BAILEY

- Athlon *All-SEC (Second Team)*
- Birmingham News *All-SEC (Second Team)*
- Lindy's *All-SEC (Second Team)*
- Phil Steele *All-SEC (Third Team)*

DE JAKE BEQUETTE

- Lott *IMPACT Trophy Watch List*
- Athlon *All-American (Third Team)*
- Phil Steele *All-America (Third Team)*
- Athlon *All-SEC (First Team)*
- Birmingham News *All-SEC (First Team)*
- Lindy's *All-SEC (First Team)*
- Phil Steele *All-SEC (First Team)*

P DYLAN BREEDING

- Phil Steele *All-SEC (Second Team)*

WR GREG CHILDS

- Phil Steele *All-America (Third Team)*
- Athlon *All-SEC (First Team)*
- Birmingham News *All-SEC (First Team)*
- Lindy's *All-SEC (First Team)*
- Phil Steele *All-SEC (First Team)*

RB KNILE DAVIS

- Athlon *All-America (Second Team)*
- Birmingham News *All-SEC (Second Team)*
- Lindy's *All-America (Second Team)*
- Athlon *All-SEC (Second Team)*
- Lindy's *All-SEC (Second Team)*
- Phil Steele *All-SEC (Second Team)*

F O O T B A L L

AND HONORS

LB JERRY FRANKLIN

- Phil Steele *All-America (Third Team)*
- Athlon *All-SEC (First Team)*
- Birmingham News *All-SEC (Second Team)*
- Phil Steele *All-SEC (First Team)*
- Lindy's *All-SEC (Second Team)*

K ZACH HOCKER

- Birmingham News *All-SEC (Second Team)*
- Lindy's *All-SEC (Second Team)*
- Phil Steele *All-SEC (Second Team)*
- Athlon *All-SEC (Third Team)*

S/LB JERICO NELSON

- Phil Steele *All-SEC (Second Team)*

C TRAVIS SWANSON

- Rimington *Trophy Spring Watch List*
- Lindy's *All-SEC (Second Team)*
- Athlon *All-SEC (Third Team)*

S TRAMAIN THOMAS

- Athlon *All-SEC (Second Team)*
- Birmingham News *All-SEC (Second Team)*
- Phil Steele *All-SEC (Second Team)*

QB TYLER WILSON

- Athlon *All-SEC (Second Team)*
- Lindy's *All-SEC (Second Team)*
- Phil Steele *All-SEC (Second Team)*

WR JARIUS WRIGHT

- Phil Steele *All-SEC (Third Team)*

DE TENARIUS WRIGHT

- Athlon *All-SEC (Second Team)*
- Phil Steele *All-SEC (Fourth Team)*

PRESEASON TEAM RANKINGS

-Lindy's	10
-Phil Steele	13
-Athlon	16

RAZORBACK

ARKANSAS FOOTBALL INFORMATION

UNIVERSITY OF ARKANSAS

NAME: University of Arkansas

LOCATION: Fayetteville, Arkansas 72701

ENROLLMENT: 21,406

FOUNDED: 1871

COLORS: Cardinal (PMS 200) and White

CHANCELLOR (ALMA MATER, YEAR):

Dr. G. David Gearhart (Westminster College, 1974)

UA SYSTEM PRESIDENT:

Dr. B. Alan Sugg (Arkansas, 1960)

NCAA FACULTY ATHLETICS REPRESENTATIVE:

Sharon Hunt (Arkansas, 1973)

BOARD OF TRUSTEES (TERM EXPIRES):

Carl Johnson - Little Rock (2012)

Mike Akin - Monticello (2013)

Sam Hilburn - Little Rock (2014)

Jim von Grep - Rogers (2015)

Jane Rogers - Little Rock (2016)

John Tyson - Springdale (2017)

Ben Hyneman - Jonesboro (2018)

David Pryor - Fayetteville (2019)

Mark Waldrip - Moro (2020)

John Goodson - Texarkana (2021)

INTERCOLLEGIATE ATHLETICS

PHONE: (479) 575-2751 • **FAX:** (479) 575-7481

WEB SITE: ArkansasRazorbacks.com

NICKNAME: Razorbacks

NATIONAL AFFILIATION: National Collegiate Athletic Association (NCAA Bowl Subdivision)

CONFERENCE AFFILIATION: Southeastern Conference (Western Division)

VICE CHANCELLOR AND DIRECTOR OF ATHLETICS:

Jeff Long (Ohio Wesleyan, 1982)

ASSOCIATE VICE CHANCELLOR AND EXECUTIVE ASSOCIATE AD:

Bev Lewis (Central Michigan, 1979)

SENIOR ASSOC. AD/COMPLIANCE AND STUDENT-ATHLETE SERVICES:

Jon Fagg (Arizona, 1990)

SENIOR ASSOC. AD/INTERNAL OPERATIONS:

Matt Trantham (Centenary College, 1990)

SENIOR ASSOC. AD/DEVELOPMENT:

Chris Wyrick (North Carolina State, 1992)

MEDIA RELATIONS

OFFICE: (479) 575-2751 • **FAX:** (479) 575-7481

DIRECTOR OF FOOTBALL MEDIA RELATIONS:

Zack Higbee (Oklahoma, 2000)*

ASSOCIATE MEDIA RELATIONS DIRECTORS:

Robby Edwards (Southern Mississippi, 1986)

Phil Pierce (Baldwin-Wallace, 1996)

Jeri Thorpe (Mankato State, 1991)

ASSISTANT MEDIA RELATIONS DIRECTORS:

Chad Crunk (Kentucky, 2006)*

Zach Lawson (Texas Tech, 2004)

Derek Satterfield (Tennessee, 2008)*

*Football contact

SECRETARY: Mary Lynn Gibson

MAILING ADDRESS: Media Relations, P.O. Box 7777, Fayetteville, AR 72702

OVERNIGHT ADDRESS: Media Relations, 131 Barnhill Arena, Fayetteville, AR 72701

FOOTBALL FACILITIES

FAYETTEVILLE, ARK.: Donald W. Reynolds Razorback Stadium

(72,000)/Synthetic PowerBlade 2.5)

PRESS BOX PHONE: (479) 575-6622

LITTLE ROCK, ARK.: War Memorial Stadium (53,955/AstroPlay)

PRESS BOX PHONE: (501) 663-6152

ARLINGTON, TEXAS: Cowboys Stadium (80,000)

FOOTBALL STAFF

HEAD COACH (ALMA MATER, YEAR):

Bobby Petrino (Carroll College, 1983)

COLLEGIATE CAREER RECORD (SEASONS): 64-24 (7)

RECORD AT ARKANSAS (SEASONS): 23-15 (3)

BOWL APPEARANCES: Six (3-3)

OFFENSIVE COORDINATOR / QUARTERBACKS:

Garrick McGee (Oklahoma, 1996)

DEFENSIVE COORDINATOR / SECONDARY:

Willy Robinson (Fresno State, 1978)

SPECIAL TEAMS COORDINATOR / OUTSIDE LINEBACKERS:

John L. Smith (Weber State, 1971)

DEFENSIVE TACKLES: Bobby Allen (Virginia Tech, 1983)

DEFENSIVE ENDS: Steve Caldwell (Arkansas State, 1977)

WIDE RECEIVERS: Kris Cinkovich (Carroll College, 1984)

RUNNING BACKS / RECRUITING COORDINATOR: Tim Horton (Arkansas, 1990)

INSIDE LINEBACKERS: Reggie Johnson (Louisville, 1996)

OFFENSIVE LINE: Chris Klenakis (Carroll College, 1986)

GRADUATE ASSISTANT COACHES:

Richard Owens (Louisville, 2006), Tight Ends

Brandon Sharp (Louisville, 2007), Defense

DIRECTOR OF FOOTBALL OPERATIONS: Mark Robinson

DIRECTOR OF HIGH SCHOOL RELATIONS: Kevin Peoples

HEAD STRENGTH AND CONDITIONING COACH: Jason Veltkamp

HEAD FOOTBALL ATHLETIC TRAINER: Matt Summers

VIDEO COORDINATOR: Andy Wagner

EQUIPMENT MANAGER: Chuck Hall

2011 PREVIEW

BASIC OFFENSE: Multiple

BASIC DEFENSE: 4-3

LETTERMEN RETURNING: 45 (18 offense, 24 defense, 3 specialists)

LETTERMEN LOST: 24 (12 offense, 10 defense, 2 specialist)

STARTERS RETURNING: 15 (6 offense, 7 defense, 2 specialist)

STARTERS LOST: 9 (5 offense, 4 defense, 0 specialist)

ALL-STAR CANDIDATES: WR Joe Adams, OG Alvin Bailey, DE Jake Bequette, WR Greg Childs, RB Knile Davis, LB Jerry Franklin, WR Cobi Hamilton, K Zach Hocker, RB Dennis Johnson, DT Byron Jones, S/LB Jerico Nelson, C Travis Swanson, S Tramain Thomas, WR Jarius Wright, DE Tenarius Wright

2010 REVIEW

2010 RECORD: 10-3 (5-1 H, 3-1 A, 2-1 N)

SEC RECORD/FINISH: 6-2 / T2nd Western Division

BOWL: Allstate Sugar Bowl (Ohio State 31, Arkansas 26)

HISTORY

FIRST SEASON: 1894

ALL-TIME RECORD (PCT.)/SEASONS: 669-450-40 (.594)/117

ALL-TIME CONFERENCE RECORD (PCT.)/SEASONS: 321-273-18 (.539)/97

SOUTHEASTERN CONFERENCE: 72-78-2 (.480)/19

SOUTHWEST CONFERENCE: 249-195-16 (.559)/78

NATIONAL CHAMPIONSHIPS (SEASONS):

1 (1964 - Football Writers Association of America)

CONFERENCE CHAMPIONSHIPS: 13 (Southwest Conference - 1936, 1946, 1954, 1959,

1960, 1961, 1964, 1965, 1968, 1975, 1979, 1988, 1989)

SEC WESTERN DIVISION CHAMPIONSHIPS: 4 (1995, 1998, 2002, 2006)

BOWL APPEARANCES/RECORD (PCT.): 38/12-23-3 (.355)

CONFERENCE AFFILIATIONS (SEASONS):

Southeastern Conference (1992-present); Southwest Conference (1915-1991)

ALL-AMERICA SELECTIONS: 47 players, 57 times

ALL-CONFERENCE SELECTIONS (FIRST TEAM ONLY): 206 players, 278 times

ALL-SEC (FIRST TEAM ONLY): 34 players, 42 times

ALL-SWC (FIRST TEAM ONLY): 172 players, 236 times

OUTLOOK: Quick Facts



FOOTBALL

2011 SEASON PREVIEW



Knile Davis returns to Arkansas' offense after leading the NCAA in yards per carry (6.48) among backs with at least 200 carries and earning All-SEC acclaim in 2010.

THE SCHEDULE

Arkansas opens the 118th year of Razorback football on Sept. 3 against Missouri State in Fayetteville. Arkansas has won 24 of its last 30 season-opening contests. The Razorbacks are 91-22-4 all time in season openers.

Arkansas is set to face LSU in the Battle for the Boot on Friday, Nov. 25. The game has been moved back to the day after Thanksgiving, where it stood for 13 years before a two-year hiatus in 2009-10, for 2011 and 2012.

Arkansas' schedule includes games against teams that have won three of the last four national championships (LSU 2007, Alabama 2009, Auburn 2010). Including this year's meeting with Auburn, Arkansas has played the defending national champ 10 times in the last 15 years. Overall, the Razorbacks are 7-14 against defending national title winners. In 2008, Bobby Petrino became the only first-year head coach in school history to lead Arkansas to an on the field victory over the national title winner from the previous season (LSU).

Arkansas will continue its rivalry with former Southwest Conference foe Texas A&M on Oct. 1 when the teams meet in the Southwest Classic held in Arlington, Texas, at Cowboys Stadium. Last year, Arkansas won the game 24-17 to take its second consecutive Southwest Classic. The Razorbacks lead the all-time series with the Aggies 40-24-3.

Tennessee returns to the SEC schedule as the Razorbacks will meet the Volunteers for the first time since 2007. The two teams last met in Fayetteville in 2006, when No. 11 Arkansas defeated No. 13 Tennessee 31-14 on a day that *ESPN's College GameDay* originated from campus for the first time.

2011 SCHEDULE

DATE	OPPONENT	SITE
Sept. 3	Missouri State	Fayetteville, Ark.
Sept. 10	New Mexico	Little Rock, Ark.
Sept. 17	Troy	Fayetteville, Ark.
Sept. 24	Alabama*	Tuscaloosa, Ala.
Oct. 1	Texas A&M^	Arlington, Texas
Oct. 8	Auburn*	Fayetteville, Ark.
Oct. 22	Ole Miss*	Oxford, Miss.
Oct. 29	Vanderbilt*	Nashville, Tenn.
Nov. 5	S. Carolina* (HC)	Fayetteville, Ark.
Nov. 12	Tennessee*	Fayetteville, Ark.
Nov. 19	Miss State*	Little Rock, Ark.
Nov. 25	LSU*	Baton Rouge, La.

*SEC Opponent
^Southwest Classic HC-Homecoming

Last season, UA's schedule was one of the toughest in the country. According to the NCAA, the Razorbacks' 2010 slate ranked as the second-toughest in the nation. Arkansas faced six ranked opponents in 2010 and defeated three to tie the school record for most wins against ranked opponents in a season. The Razorbacks beat four teams that were ranked in the top 25 of the final BCS standings. The 2011 schedule features six teams that finished the season ranked in the final AP poll and eight teams that played in a bowl game in 2010.

THE STAFF

The 2011 season marks the fourth in Fayetteville for University of Arkansas head coach Bobby Petrino. The UA staff went unchanged following the 2010 season for the first time since 2003. The Razorbacks are the only team in the SEC and one of just two schools that played in a BCS game to have no staff changes following the 2010 season.

THE TEAM

Arkansas' leader in each of the following categories from the 2010 season is projected to return to the 2011 squad: rushing yards, rushing touchdowns, receiving yards, receiving touchdowns, all-purpose yards, scoring, touchdowns scored, punt return yards, field goals made, punting, tackles, tackles for loss, sacks, quarterback hurries, interceptions, fumble recoveries, forced fumbles, blocked field goals, blocked punts and safeties.

Arkansas is set to return six starters on offense and seven on defense, while also bringing back its kicker and punter from 2010. The Razorbacks return a total of 25 players who made at least one start in 2010 (11 on offense and 14 on defense), including 10 who started at least eight games.

The six anticipated returning starters on offense are made up of three seniors, one junior and two sophomores. Of the seven anticipated returning starters on defense, five are seniors and two are juniors.

OUTLOOK: 2011 Season Preview

RAZORBACK

THE OFFENSE

Arkansas returns players that accounted for 100 percent of its rushing and 84 percent of its receiving yards during the 2010 season. The Razorbacks also return players that scored 48 of the team's 58 offensive touchdowns.


Arkansas' projected top-three running backs have collectively gained 2,666 yards on the ground and scored 31 touchdowns while playing for the Razorbacks.

The offensive line returns two starters from the only group in the SEC to start the same five each game in 2010. Sophomores Travis Swanson and Alvin Bailey, SEC All-Freshman Team selections at center and guard, respectively, are expected to anchor the line in 2011.

Arkansas returns one of the best receiving corps in the country in 2011. Joe Adams, Greg Childs, Cobi Hamilton and Jarius Wright have combined for 375 catches, 6,378 yards and 50 touchdowns in their collegiate careers, which is the highest total for the top-four returning receivers on any team in the SEC.

In 2010, Joe Adams and Cobi Hamilton tied for fifth in the NCAA with four receiving touchdowns against top 25 opponents, and Jarius Wright's 542 receiving yards against ranked foes also ranked fifth in the nation. Hamilton was sixth with 466 yards, and Adams ranked 11th with 403 yards. Adams led the group and ranked seventh in the country with 32 receptions against ranked opponents and was followed by Wright in 13th with 27 and Hamilton in 27th with 21.

Arkansas has thrown for at least 300 yards in 19 of 38 games under head coach Bobby Petrino, including a school-record 10 times in 2010. Before his arrival, UA had thrown for 300 yards 16 times in school history.



Joe Adams led the Razorbacks with 813 receiving yards in 2010 and tied for the team lead with six receiving touchdowns. He also ranked second in the SEC and fifth in the nation with his average of 15.56 yards per punt return.



Jerry Franklin became the second player since 1960 to lead Arkansas in tackles for three straight seasons with a career-high 100 stops in 2010.

In 2008, Arkansas played No. 7 Alabama, No. 9 Texas and eventual national champion Florida, ranked 12th at the time of the game, in three consecutive weeks. A breakdown of players from that team that return in 2011 is below:

- 18 players appeared in at least one game
- 15 players appeared in all three games
- 9 players started at least one game
- 5 players started all three games

(Jake Bequette, Jerry Franklin, Elton Ford, Isaac Madison, Jerico Nelson)

THE DEFENSE

The Razorbacks return seven starters to a defensive group that held opponents to an SEC-best 33.5 third-down conversion percentage that ranked eighth in the NCAA. The group also ranked second in the SEC and 12th in the NCAA in sacks and third in the conference and 13th in the country in tackles for loss. In addition, Arkansas' defense was 20th in the nation in passing yards allowed per game.

Arkansas returns players who accounted for 72 of 95 TFLs in 2010, as well as 29 of 37 sacks and seven of 11 interceptions, including the leader in all three categories.

Lavunce Askew, Jake Bequette, Alfred Davis, Byran Jones, DeQuinta Jones and Zach Stadther all return after starting at least one game on the defensive line in 2010. Bequette led the team with 7.0 sacks and tied for the team lead with five QB hurries.

Jerry Franklin and Jerico Nelson return after ranking first and second, respectively, on the team in tackles in 2010. Franklin recorded a career-high 100 tackles, becoming the second Razorback since 1960 to lead the team for three straight seasons, and a career-high 13.0 tackles for loss to lead the team in that category as well. Nelson made a career-high 87 tackles and ranked third on the team with a career-high 11.0 tackles for loss.

OUTLOOK: 2011 Season Preview

FOOTBALL

The Razorback defense has continually improved in the three seasons since head coach Bobby Petrino and defensive coordinator Willy Robinson arrived on campus. Below is a breakdown of UA's final SEC and NCAA ranking in key defensive categories in each of the last three seasons:

Category	2008 (SEC/NCAA)	2009 (SEC/NCAA)	2010 (SEC/NCAA)
Opp. 3rd-down Conv. Perc.	41.6 (12/78)	36.6 (7/38)	33.5 (1/8)
Sacks	25 (7/25)	29 (5/40)	35 (2/12)
Tackles for Loss	69 (11/66)	85 (4/27)	95 (3/13)
Passing Defense	204.4 (10/54)	248.5 (12/99)	185.3 (6/20)
Total Defense	375.2 (12/72)	401.2 (12/89)	347.9 (5/36)
Scoring Defense	31.2 (12/94)	25.1 (9/58)	23.4 (7/47)

In the secondary, Tramain Thomas and Isaac Madison return as starters, while Darius Winston and Elton Ford also made starts in 2010. Thomas led the team in interceptions and forced fumbles, recording four of each, and ranked third on the team with 83 tackles. Madison was second on the team with five pass breakups in 2010.

THE SPECIAL TEAMS

Kicker Zach Hocker returns for his sophomore season after being named to the 2010 SEC All-Freshman Team. He scored 104 points, the third-highest single-season point total by a kicker in UA history. His .842 field goal percentage also ranked as the third highest in school history.

Joe Adams ranked second in the SEC and fifth in the NCAA in 2010 with an average of 15.56 yards per punt return, including a 97 yarder that was the longest punt return for a touchdown in Arkansas history.

RAZORBACKS AT HOME

Arkansas finished 6-1 in Fayetteville and Little Rock for the second straight season in 2010, tying the second-highest home win total in any two-year stretch in school history. UA's 12-2 mark at home in the last two seasons is the third-best home record in the SEC over that period.

OFFSEASON WORKOUTS

The University of Arkansas football team conducted testing in March leading up to the start of 2011 spring practice. To the right are some notable marks in the 40-yard dash and bench press.

40-Yard Dash		Bench Press	
1. Jarius Wright	4.27	1. Blake Gunderson	470
1. Ronnie Wingo Jr.	4.27	2. Alvin Bailey	455
3. Knile Davis	4.29	2. Alfred Davis	455
4. Joe Adams	4.30	4. Lavunce Askew	415
5. Darius Winston	4.32	4. Knile Davis	415
6. De'Anthony Curtis	4.36	6. Byran Jones	410
6. Isaac Madison	4.36	7. Jake Bequette	405
8. Javontee Herndon	4.37	7. Jared Green	405
8. Maudrecus Humphrey	4.37	7. Grant Cook	405
10. Greg Gatson	4.40	7. Jeremiah Jackson	405
Other Notable Performances		Other Notable Performances	
Dennis Johnson	4.43	Brey Cook	380
Chris Smith	4.49		
Jake Bequette	4.56		



Jake Bequette was named to the 2011 Lott IMPACT Trophy Watch List after leading the UA defense and ranking fifth in the SEC with a career-high 7.0 sacks in 2010.

OUTLOOK: 2011 Season Preview

RAZORBACK

Heights and weights as of June 16, 2011

No.	Name	POS.	HT.	WT.	CL/EXP.	RS/Hardship	Hometown (HS/Other)
3	Joe Adams	WR	5-11	190	Sr.-3L		Little Rock, Ark. (Central Arkansas Christian HS)
13	Brandon Allen	QB	6-3	212	Fr.-HS		Fayetteville, Ark. (Fayetteville HS)
95	Horace Arkadie	DE	6-4	235	Fr.-HS		Irving, Texas (Irving HS)
13	Seth Armbrust	S	5-9	190	Sr.-1L	'07	Little Rock, Ark. (Catholic HS/Air Force Academy)
99	Lavunce Askew	DT	6-3	290	Sr.-3L		Camden, Ark. (Fairview HS)
44	Robert Atiga	LB	6-3	240	So.-TR		West Valley City, Utah (Hunter HS/Snow College)
67	Alvin Bailey	OG	6-5	319	So.-1L	'09	Broken Arrow, Okla. (Broken Arrow HS)
68	Austin Beck	OT	6-7	307	Fr.-HS		Nowata, Okla. (Nowata HS)
14	Eric Bennett	S	6-0	200	So.-1L		Tulsa, Okla. (Booker T. Washington HS)
91	Jake Bequette	DE	6-5	271	Sr.-3L	'07	Little Rock, Ark. (Catholic HS)
14	Dylan Breeding	P	6-1	211	Jr.-2L		Hoover, Ala. (Hoover HS)
62	Nick Brewer	SNP	6-1	221	Jr.-1L	'08	Austin, Texas (James Bowie HS)
	Cameron Bryan	K	5-10	176	Jr.-1L	'08	Oklahoma City, Okla. (Bishop McGuinness HS)
16	Brian Buehner	QB	5-11	195	Fr.-RS	'10	Louisville, Ky. (Saint Xavier HS)
	Alex Cacciarelli	WR	6-0	180	Fr.-RS	'10	Brentwood, Mo. (Westminster Christian Academy)
24	Daunte Carr	S	6-3	220	Fr.-RS	'10	Gainesville, Ga. (Gainesville HS)
75	Luke Charpentier	OL	6-4	305	Fr.-RS	'10	River Ridge, La. (John Curtis Christian)
85	Greg Childs	WR	6-3	217	Sr.-3L		Warren, Ark. (Warren HS)
94	Will Coleman	DE	6-3	253	So.-SQ		Helena, Ark. (De Soto HS)
74	Brey Cook	OT	6-7	317	Fr.-HS		Springdale, Ark. (Har-Ber HS)
72	Grant Cook	OG	6-4	318	Sr.-3L	'07	Jonesboro, Ark. (Jonesboro HS)
23	De'Anthony Curtis	CB	5-9	211	Sr.-3L		Camden, Ark. (Fairview HS)
59	Marcus Danenhauer	OL	6-5	300	Fr.-HS		Bentonville, Ark. (Bentonville HS)
51	Alfred Davis	DT	6-1	326	Jr.-2L	'08	College Park, Ga. (Benneker HS)
7	Knile Davis	RB	6-0	226	Jr.-2L		Missouri City, Texas (Fort Bend Marshall HS)
76	Tyler Deacon	OL	6-4	300	Jr.-SQ	'08	Little Rock, Ark. (Little Rock Christian Academy)
	Ryan Farr	S	6-1	195	Jr.-SQ		Little Rock, Ark. (Central Arkansas Christian/UAPB)
4	Kelvin Fisher Jr.	CB	5-11	180	Fr.-HS		Queen Creek, Ariz. (Higley HS)
86	Trey Flowers	DE	6-4	243	Fr.-HS		Huntsville, Ala. (Columbia HS)
9	Elton Ford	S	6-0	220	Sr.-3L		Alpharetta, Ga. (Chattahoochee HS)
34	Jerry Franklin	LB	6-1	245	Sr.-3L	'07	Marion, Ark. (Marion HS)
79	Grant Freeman	OT	6-7	305	Sr.-3L	'07	Paris, Ark. (Paris HS)
5	Quinta Funderburk	WR	6-4	200	Fr.-HS		Chesapeake, Va. (Oscar Frommel Smith HS)
26	Rohan Gaines	S	5-11	190	Fr.-HS		Bainbridge, Ga. (Bainbridge HS)
28	Greg Gatson	CB	5-11	180	Sr.-1L	'08	Memphis, Tenn. (Germantown HS)
	Ray Gervasi	C	6-2	307	Fr.-RS	'10	Orinda, Calif. (Miramonte HS)
46	Tyler Gilbert	LB	6-3	244	Fr.-HS		Sorrento, La. (John Curtis Christian HS/North Carolina Tech Prep)
48	Lonnie Gosha	DE	6-2	270	Fr.-HS		Lake Butler, Fla. (Union County HS)
80	Chris Gragg	TE	6-3	236	Jr.-2L	NA/'09	Warren, Ark. (Warren HS)
29	Broderick Green	RB/FB	6-2	244	Sr.-2L	'07	Little Rock, Ark. (Pulaski Academy/USC)
57	Jared Green	DT	6-0	315	Sr.-SQ		Little Rock, Ark. (Central HS/Mississippi Valley State)
56	Blake Gunderson	OG	6-3	298	Jr.-SQ		Rockwall, Texas (Rockwall HS/Abilene Christian)
55	Brock Haman	LB	6-3	230	Fr.-HS		Scottsdale, Ariz. (Saguaro HS)
11	Cobi Hamilton	WR	6-3	209	Jr.-2L		Texarkana, Texas (Texas HS)
32	Bret Harris	LB	6-0	224	Sr.-2L	'07	Irving, Texas (MacArthur HS)
	Forbes Harris	K	6-1	185	Fr.-RS	'10	Cordova, Tenn. (St. George's Independent School)
	John Henson	K	5-11	138	Fr.-RS	'10	Southlake, Texas (Carroll HS)
19	Javontee Herndon	WR	6-1	200	So.-1L		Jacksonville, Fla. (The Bolles School)
45	Alonzo Highsmith	LB	6-1	229	Jr.-TR		Missouri City, Texas (Lawrence E. Elkins HS/Phoenix [Ariz.] College)
18	Zach Hocker	K	6-0	180	So.-1L		Russellville, Ark. (Russellville HS)
93	DeMarcus Hodge	DT	6-1	301	Fr.-HS		Monroe, La. (Neville HS)
84	Price Holmes	WR	6-3	206	Jr.-SQ		Batesville, Ark. (Batesville HS)
2	Julian Horton	WR	6-1	194	So.-1L		Norcross, Ga. (Greater Atlanta Christian School)
83	Maudrecus Humphrey	WR	6-3	185	So.-1L		Hoover, Ala. (Hoover HS)
69	David Hurd	OT	6-6	300	Jr.-SQ		West Monroe, La. (West Monroe HS)
96	Jeremiah Jackson	DT	6-3	281	So.-SQ		Hoover, Ala. (Spain Park HS)
	Hunter Jarvis	WR	5-8	171	So.-SQ		Fairview, Texas (Lovejoy HS)
33	Dennis Johnson	RB	5-9	213	Jr.-2L	NA/'10	Texarkana, Ark. (Arkansas HS)
48	Austin Jones	LB	6-2	230	So.-SQ		Dallas, Texas (Lake Highlands HS/Air Force Academy)

OUTLOOK: 2011 Alphabetical Roster

FOOTBALL

Heights and weights as of June 16, 2011

No.	Name	POS.	HT.	WT.	CL/EXP.	RS/Hardship	Hometown (HS/Other)
54	Byran Jones	DT	6-2	312	So.-1L		Junction City, Ark. (Junction City HS)
92	DeQuinta Jones	DT	6-5	307	Jr.-2L		Bastrop, La. (Bastrop HS)
	Kaelon Kelleybrew	CB	5-10	174	Sr.-TR		Little Rock, Ark. (Central HS/Mississippi Valley State)
97	Darrell Kelly-Thomas	LB	6-4	225	Fr.-HS		Lufkin, Texas (Lufkin HS)
39	Jarrett Lake	LB	6-3	223	So.-1L		Jenks, Okla. (Jenks HS)
	Morgan Linton	FB	5-11	240	Fr.-RS	'10	Lonoke, Ark. (Lonoke HS)
6	Isaac Madison	CB	5-11	185	Sr.-3L	NA/'09	Dallas, Texas (Carter HS)
47	Matt Marshall	LB	6-1	230	Jr.-2L	'08	Camden, N.J. (Camden HS)
	A.J. McCray	DT	6-2	320	Fr.-RS	'10	Little Rock, Ark. (Episcopal Collegiate School)
41	Davyon McKinney	WR	6-3	190	Fr.-HS		Forrest City, Ark. (Forrest City HS)
90	Colton Miles-Nash	DE	6-6	261	Jr.-2L		Sulphur Springs, Texas (Sulphur Springs HS)
15	Keante Minor	WR	6-0	194	Jr.-HS		East St. Louis, Ill. (East St. Louis HS)
8	Tevin Mitchel	CB	6-0	185	Fr.-HS		Mansfield, Texas (Legacy HS)
17	Brandon Mitchell	QB	6-4	230	So.-1L	'09	Amite, La. (Amite HS)
10	Braylon Mitchell	LB	6-3	232	Fr.-RS	'10	Heber Springs, Ark. (Heber Springs HS)
38	Jerry Mitchell	CB	6-1	214	So.-1L	'09	Mandeville, La. (Mandeville HS)
31	Jerico Nelson	S/LB	5-10	216	Sr.-3L		Destrehan, La. (Destrehan HS)
78	Anthony Oden	OT	6-8	315	So.-1L	NA/'10	Indianapolis, Ind. (Lawrence North HS/Hargrave [Va.] Military Academy)
50	Grady Ollison	DE	6-5	286	Fr.-HS		Malvern, Ark. (Malvern HS)
71	Jason Peacock	OL	6-4	334	Jr.-TR		Milledgeville, Ga. (Baldwin HS/Citrus College)
89	Andrew Peterson	TE	6-6	262	Jr.-HS		Seagoville, Texas (Seagoville HS)
37	Brandon Pyle	FB	6-2	240	So.-SQ	'09	Hallsville, Texas (Hallsville HS)
35	Ross Rasner	LB	6-0	209	Jr.-2L		Waco, Texas (Reicher Catholic HS)
	Eric Redmon	CB	5-9	183	Fr.-RS	'10	Little Rock, Ark. (Catholic HS)
66	Denton Simek	TE	6-4	268	Fr.-RS	'10	Prague, Okla. (Prague HS)
36	Kiero Small	FB	5-10	255	Jr.-TR		Baltimore, Md. (Cardinal Gibbons HS/Valley Forge [Pa.] Military Academy/Hartnell [Calif.] CC)
42	Chris Smith	DE	6-3	251	So.-1L		Mount Ulla, N.C. (West Rowan HS)
22	Darrell Smith	S	6-3	203	So.-1L		Port St. Joe, Fla. (Port St. Joe HS)
65	Mitch Smothers	OT	6-4	296	Fr.-HS		Springdale, Ark. (Springdale HS)
61	Zach Stadther	DT	6-1	295	Sr.-3L		North Little Rock, Ark. (North Little Rock HS)
70	Chris Stringer	OL	6-7	304	So.-TR		Rancho Cucamonga, Calif. (Alta Loma HS/Citrus College)
64	Travis Swanson	C	6-5	305	So.-1L	'09	Kingwood, Texas (Kingwood HS)
87	Austin Tate	TE	6-6	253	So.-1L	'09	Harrison, Ark. (Harrison HS)
98	Robert Thomas	DT	6-3	308	So.-TR		Muskogee, Okla. (Muskogee HS/Coffeyville [Kan.] CC)
5	Tramain Thomas	S	6-0	204	Sr.-3L		Winnie, Texas (East Chambers HS)
27	Alan Turner	S	6-0	212	Fr.-RS	'10	Junction City, Ark. (Junction City HS)
88	Garrett Uekman	TE	6-4	254	Fr.-RS	'10	Little Rock, Ark. (Catholic HS)
1	Marquel Wade	WR	5-11	185	Fr.-HS		Jacksonville, Fla. (Andrew Jackson HS/Milford [N.J.] Academy)
9	Jacoby Walker	QB	6-2	220	Fr.-RS	'10	Houston, Texas (Westfield HS)
40	Kody Walker	RB	6-2	235	Fr.-HS		Jefferson City, Mo. (Jefferson City HS)
30	Ronald Watkins	RB	5-9	190	Jr.-SQ	'08	Stafford, Va. (Colonial Forge HS)
49	Brett Weir	S	6-5	217	Fr.-HS		London, Ontario, Canada (Saint Thomas Aquinas HS)
81	Kane Whitehurst	WR	6-0	175	Fr.-HS		Alpharetta, Ga. (Chattahoochee HS)
	Allen Whitlow	FB	6-1	249	So.-HS		Rogers, Ark. (Rogers Heritage HS)
25	Terrell Williams	LB	6-3	232	Jr.-2L		Tulsa, Okla. (Union HS)
8	Tyler Wilson	QB	6-3	220	Jr.-2L	NA/'08	Greenwood, Ark. (Greenwood HS)
20	Ronnie Wingo Jr.	RB	6-3	231	Jr.-2L		St. Louis, Mo. (St. Louis University HS)
21	Darius Winston	CB	6-0	191	Jr.-2L		West Helena, Ark. (Central HS)
	Brandon Wolford	WR	5-11	165	So.-RS	'10	Lakewood, Calif. (Mayfair HS/El Camino CC)
4	Jarius Wright	WR	5-10	180	Sr.-3L		Warren, Ark. (Warren HS)
43	Tenarius Wright	DE	6-2	252	Jr.-2L	'08	Memphis, Tenn. (Whitehaven HS)

PRONUNCIATION GUIDE

Horace Arkadie (ark-UH-die)
 Lavunce (luh-VUHNCE) Askew (as-CUE)
 Robert Atiga (ah-TEE-guh)
 Jake Bequette (Beckett)
 Brian Buehner (BEE-ner)
 Alex Cacciarelli (cas-SEE-uh-rel-ee)
 Luke Charpentier (shar-pen-tee-A)

Lonnie Gosha (GO-shuh)
 Javontee (jah-von-TAY) Herndon
 Maudrecus (muh-DREE-cus) Humphrey
 DeQuinta (duh-KIN-tuh) Jones
 Davyon (dave-EE-on) McKinney
 Keante (key-ahn-TAY) Minor
 Garrett Uekman (ECK-man)

Marquel (mar-QWELL) Wade
 Terrell (TUH-rel) Williams

Kris Cinkovich (sink-uh-VICH)
 Chris Klenakis (klu-NACK-is)

OUTLOOK® 2011 Alphabetical Roster

RAZORBACK

Heights and weights as of June 16, 2011

No.	Name	POS.	HT.	WT.	CL/EXP.	RS/Hardship	Hometown (HS/Other)
1	Marquel Wade	WR	5-11	185	Fr.-HS		Jacksonville, Fla. (Andrew Jackson HS/Milford [N.J.] Academy)
2	Julian Horton	WR	6-1	194	So.-1L		Norcross, Ga. (Greater Atlanta Christian School)
3	Joe Adams	WR	5-11	190	Sr.-3L		Little Rock, Ark. (Central Arkansas Christian HS)
4*	Kelvin Fisher Jr.	CB	5-11	180	Fr.-HS		Queen Creek, Ariz. (Higley HS)
4*	Jarius Wright	WR	5-10	180	Sr.-3L		Warren, Ark. (Warren HS)
5*	Quinta Funderburk	WR	6-4	200	Fr.-HS		Chesapeake, Va. (Oscar Frommel Smith HS)
5*	Tramain Thomas	S	6-0	204	Sr.-3L		Winnie, Texas (East Chambers HS)
6	Isaac Madison	CB	5-11	185	Sr.-3L	NA/09	Dallas, Texas (Carter HS)
7	Knile Davis	RB	6-0	226	Jr.-2L		Missouri City, Texas (Fort Bend Marshall HS)
8*	Tevin Mitchel	CB	6-0	185	Fr.-HS		Mansfield, Texas (Legacy HS)
8*	Tyler Wilson	QB	6-3	220	Jr.-2L	NA/08	Greenwood, Ark. (Greenwood HS)
9*	Elton Ford	S	6-0	220	Sr.-3L		Alpharetta, Ga. (Chattahoochee HS)
9*	Jacoby Walker	QB	6-2	220	Fr.-RS	'10	Houston, Texas (Westfield HS)
10	Braylon Mitchell	LB	6-3	232	Fr.-RS	'10	Heber Springs, Ark. (Heber Springs HS)
11	Cobi Hamilton	WR	6-3	209	Jr.-2L		Texarkana, Texas (Texas HS)
13*	Brandon Allen	QB	6-3	212	Fr.-HS		Fayetteville, Ark. (Fayetteville HS)
13*	Seth Armbrust	S	5-9	190	Sr.-1L	'07	Little Rock, Ark. (Catholic HS/Air Force Academy)
14*	Eric Bennett	S	6-0	200	So.-1L		Tulsa, Okla. (Booker T. Washington HS)
14*	Dylan Breeding	P	6-1	211	Jr.-2L		Hoover, Ala. (Hoover HS)
15	Keante Minor	WR	6-0	194	Fr.-HS		East St. Louis, Ill. (East St. Louis HS)
16	Brian Buehner	QB	5-11	195	Fr.-RS	'10	Louisville, Ky. (Saint Xavier HS)
17	Brandon Mitchell	QB	6-4	230	So.-1L	'09	Amite, La. (Amite HS)
18	Zach Hocker	K	6-0	180	So.-1L		Russellville, Ark. (Russellville HS)
19	Javontee Herndon	WR	6-1	200	So.-1L		Jacksonville, Fla. (The Bolles School)
20	Ronnie Wingo Jr.	RB	6-3	231	Jr.-2L		St. Louis, Mo. (St. Louis University HS)
21	Darius Winston	CB	6-0	191	Jr.-2L		West Helena, Ark. (Central HS)
22	Darrell Smith	S	6-3	203	So.-1L		Port St. Joe, Fla. (Port St. Joe HS)
23	De'Anthony Curtis	CB	5-9	211	Sr.-3L		Camden, Ark. (Fairview HS)
24	Daunte Carr	S	6-3	220	Fr.-RS	'10	Gainesville, Ga. (Gainesville HS)
25	Terrell Williams	LB	6-3	232	Jr.-2L		Tulsa, Okla. (Union HS)
26	Rohan Gaines	S	5-11	190	Fr.-HS		Bainbridge, Ga. (Bainbridge HS)
27	Alan Turner	S	6-0	212	Fr.-RS	'10	Junction City, Ark. (Junction City HS)
28	Greg Gatson	CB	5-11	180	Sr.-1L	'08	Memphis, Tenn. (Germantown HS)
29	Broderick Green	RB/FB	6-2	244	Sr.-2L	'07	Little Rock, Ark. (Pulaski Academy/USC)
30	Ronald Watkins	RB	5-9	190	Jr.-SQ	'08	Stafford, Va. (Colonial Forge HS)
31	Jerico Nelson	S/LB	5-10	216	Sr.-3L		Destrehan, La. (Destrehan HS)
32	Bret Harris	LB	6-0	224	Sr.-2L	'07	Irving, Texas (MacArthur HS)
33	Dennis Johnson	RB	5-9	213	Jr.-2L	NA/10	Texarkana, Ark. (Arkansas HS)
34	Jerry Franklin	LB	6-1	245	Sr.-3L	'07	Marion, Ark. (Marion HS)
35	Ross Rasner	LB	6-0	209	Jr.-2L		Waco, Texas (Reicher HS)
36	Kiero Small	FB	5-10	255	Jr.-TR		Baltimore, Md. (Cardinal Gibbons HS/Valley Forge [Pa.] Military Academy/Hartnell [Calif.] CC)
37	Brandon Pyle	FB	6-2	240	So.-SQ	'09	Hallsville, Texas (Hallsville HS)
38	Jerry Mitchell	CB	6-1	214	So.-1L	'09	Mandeville, La. (Mandeville HS)
39	Jarrett Lake	LB	6-3	223	So.-1L		Jenks, Okla. (Jenks HS)
40	Kody Walker	RB	6-2	235	Fr.-HS		Jefferson City, Mo. (Jefferson City HS)
41	Davyon McKinney	WR	6-3	190	Fr.-HS		Forrest City, Ark. (Forrest City HS)
42	Chris Smith	DE	6-3	251	So.-1L		Mount Ulla, N.C. (West Rowan HS)
43	Tenarius Wright	DE	6-2	252	Jr.-2L	'08	Memphis, Tenn. (Whitehaven HS)
44	Robert Atiga	LB	6-3	240	So.-TR		West Valley City, Utah (Hunter HS/Snow College)
45	Alonzo Highsmith	LB	6-1	229	Jr.-TR		Missouri City, Texas (Lawrence E. Elkins HS/Phoenix [Ariz.] College)
46	Tyler Gilbert	LB	6-3	244	Fr.-HS		Sorrento, La. (John Curtis Christian HS/North Carolina Tech Prep)
47	Matt Marshall	LB	6-1	230	Jr.-2L	'08	Camden, N.J. (Camden HS)
48*	Lonnie Gosha	DE	6-2	270	Fr.-HS		Lake Butler, Fla. (Union County HS)
48*	Austin Jones	LB	6-2	230	So.-SQ		Dallas, Texas (Lake Highlands HS/Air Force Academy)
49	Brett Weir	S	6-5	217	Fr.-HS		London, Ontario (Saint Thomas Aquinas HS)
50	Grady Ollison	DE	6-5	286	Fr.-HS		Malvern, Ark. (Malvern HS)
51	Alfred Davis	DT	6-1	326	Jr.-2L	'08	College Park, Ga. (Benneker HS)
54	Byran Jones	DT	6-2	312	So.-1L		Junction City, Ark. (Junction City HS)
55	Brock Haman	LB	6-3	230	Fr.-HS		Scottsdale, Ariz. (Saguaro HS)

OUTLOOK: 2011 Numerical Roster

FOOTBALL

Heights and weights as of June 16, 2011


No.	Name	POS.	HT.	WT.	CL/EXP.	RS/Hardship	Hometown (HS/Other)
56	Blake Gunderson	OG	6-3	298	Jr.-SQ		Rockwall, Texas (Rockwall HS/Abilene Christian)
57	Jared Green	DT	6-0	315	Sr.-SQ		Little Rock, Ark. (Central HS/Mississippi Valley State)
59	Marcus Danenhauer	OL	6-5	300	Fr.-HS		Bentonville, Ark. (Bentonville HS)
61	Zach Stadther	DT	6-1	295	Sr.-3L		North Little Rock, Ark. (North Little Rock HS)
62	Nick Brewer	SNP	6-1	221	Jr.-1L	'08	Austin, Texas (James Bowie HS)
64	Travis Swanson	C	6-5	305	So.-1L	'09	Kingwood, Texas (Kingwood HS)
65	Mitch Smothers	OT	6-4	296	Fr.-HS		Springdale, Ark. (Springdale HS)
66	Denton Simek	TE	6-4	268	Fr.-RS	'10	Prague, Okla. (Prague HS)
67	Alvin Bailey	OG	6-5	319	So.-1L	'09	Broken Arrow, Okla. (Broken Arrow HS)
68	Austin Beck	OT	6-7	307	Fr.-HS		Nowata, Okla. (Nowata HS)
69	David Hurd	OT	6-6	300	Jr.-SQ		West Monroe, La. (West Monroe HS)
70	Chris Stringer	OL	6-7	304	So.-TR		Rancho Cucamonga, Calif. (Alta Loma HS/Citrus College)
71	Jason Peacock	OL	6-4	334	Jr.-TR		Milledgeville, Ga. (Baldwin HS/Citrus College)
72	Grant Cook	OG	6-4	318	Sr.-3L	'07	Jonesboro, Ark. (Jonesboro HS)
74	Brey Cook	OT	6-7	317	Fr.-HS		Springdale, Ark. (Har-Ber HS)
75	Luke Charpentier	OL	6-4	305	Fr.-RS	'10	River Ridge, La. (John Curtis Christian)
76	Tyler Deacon	OL	6-4	300	Jr.-SQ	'08	Little Rock, Ark. (Little Rock Christian Academy)
78	Anthony Oden	OT	6-8	315	So.-1L	NA/'10	Indianapolis, Ind. (Lawrence North HS/Hargrave [Va.] Military Academy)
79	Grant Freeman	OT	6-7	305	Sr.-3L	'07	Paris, Ark. (Paris HS)
80	Chris Gragg	TE	6-3	236	Jr.-2L	NA/'09	Warren, Ark. (Warren HS)
81	Kane Whitehurst	WR	6-0	175	Fr.-HS		Alpharetta, Ga. (Chattahoochee HS)
83	Maudrecus Humphrey	WR	6-3	185	So.-1L		Hoover, Ala. (Hoover HS)
84	Price Holmes	WR	6-3	206	Jr.-SQ		Batesville, Ark. (Batesville HS)
85	Greg Childs	WR	6-3	217	Sr.-3L		Warren, Ark. (Warren HS)
86	Trey Flowers	DE	6-4	243	Fr.-HS		Huntsville, Ala. (Columbia HS)
87	Austin Tate	TE	6-6	253	So.-1L	'09	Harrison, Ark. (Harrison HS)
88	Garrett Uekman	TE	6-4	254	Fr.-RS	'10	Little Rock, Ark. (Catholic HS)
89	Andrew Peterson	TE	6-6	262	Fr.-HS		Seagoville, Texas (Seagoville HS)
90	Colton Miles-Nash	DE	6-6	261	Jr.-2L		Sulphur Springs, Texas (Sulphur Springs HS)
91	Jake Bequette	DE	6-5	271	Sr.-3L	'07	Little Rock, Ark. (Catholic HS)
92	DeQuinta Jones	DT	6-5	307	Jr.-2L		Bastrop, La. (Bastrop HS)
93	DeMarcus Hodge	DT	6-1	301	Fr.-HS		Monroe, La. (Neville HS)
94	Will Coleman	DE	6-3	253	So.-SQ		Helena, Ark. (De Soto HS)
95	Horace Arkadie	DE	6-4	235	Fr.-HS		Irving, Texas (Irving HS)
96	Jeremiah Jackson	DT	6-3	281	So.-SQ		Hoover, Ala. (Spain Park HS)
97	Darrell Kelly-Thomas	LB	6-4	225	Fr.-HS		Lufkin, Texas (Lufkin HS)
98	Robert Thomas	DT	6-3	308	So.-TR		Muskogee, Okla. (Muskogee HS/Coffeyville [Kan.] CC)
99	Lavunce Askew	DT	6-3	290	Sr.-3L		Camden, Ark. (Fairview HS)
	Cameron Bryan	K	5-10	176	Jr.-1L	'08	Oklahoma City, Okla. (Bishop McGuinness HS)
	Alex Cacciarelli	WR	6-0	180	Fr.-RS	'10	Brentwood, Mo. (Westminster Christian Academy)
	Ryan Farr	S	6-1	195	Jr.-SQ		Little Rock, Ark. (Central Arkansas Christian/UAPB)
	Ray Gervasi	C	6-2	307	Fr.-RS	'10	Orinda, Calif. (Miramonte HS)
	Forbes Harris	K	6-1	185	Fr.-RS	'10	Cordova, Tenn. (St. George's Independent School)
	John Henson	K	5-11	138	Fr.-RS	'10	Southlake, Texas (Carroll HS)
	Hunter Jarvis	WR	5-8	171	So.-SQ		Fairview, Texas (Lovejoy HS)
	Kaelon Kelleybrew	CB	5-10	174	Sr.-TR		Little Rock, Ark. (Central Ark./Mississippi Valley State)
	Morgan Linton	FB	5-11	240	Fr.-RS	'10	Lonoke, Ark. (Lonoke HS)
	A.J. McCray	DT	6-2	320	Fr.-RS	'10	Little Rock, Ark. (Episcopal Collegiate School)
	Eric Redmon	CB	5-9	183	Fr.-RS	'10	Little Rock, Ark. (Catholic HS)
	Allen Whitlow	FB	6-1	249	So.-HS		Rogers, Ark. (Rogers Heritage HS)
	Brandon Wolford	WR	5-11	165	So.-RS	'10	Lakewood, Calif. (Mayfair HS/El Camino CC)

* - Duplicate Number

OUTLOOK: 2011 Numerical Roster

RAZORBACK

FOOTBALL STAFF: Head Coach Bobby Petrino



HEAD COACH BOBBY PETRINO

Bobby Petrino wasted little time showing Razorback fans and the rest of the college football world why he ranks among the most successful coaches in the nation. In just his third season at the University of Arkansas, Petrino led the team to the Sugar Bowl marking the first Bowl Championship Series game in school history. In doing so, he became the only head coach in history to lead two different schools to their first BCS bowl appearance.

On Dec. 11, 2007, Petrino was named the 30th head coach in Razorback football history. The announcement marked Petrino's return to college

football, the very landscape that put him on the coaching map. Long before his first game as head football coach at Arkansas, Petrino's positive impact on a tradition-rich Arkansas program and passionate

Razorback fan base was abundantly evident. From the boisterous welcome offered from assembled

During his career, Coach Petrino has posted a 64-24 (.727) record. The list below shows where his winning percentage ranks among active coaches with more than five years of head coaching experience:

Active Leaders by Winning Percentage

Coach	Record (Pct.)
1. Bob Stoops	129-31 (.806)
2. Gary Patterson	98-28 (.778)
3. Joe Paterno	401-135-3 (.747)
4. Kyle Whittingham	58-20 (.744)
5. Brian Kelly	179-62-2 (.741)
6. Mark Richt	96-34 (.738)
7. Bobby Petrino	64-24 (.727)
Bronco Mendenhall	56-21 (.727)
9. Steve Spurrier	186-73-2 (.716)
10. Paul Johnson	133-53 (.715)

YEAR-BY-YEAR COLLEGIATE HEAD COACHING RECORD

YEAR	OVERALL	CONFERENCE	BOWL	FINAL RANKING
2003	9-4	5-3, 3rd in C-USA	GMAC, lost to No. 14 Miami (Ohio), 49-28	
2004	11-1	8-0, 1st in C-USA	Liberty, defeated No. 10 Boise St., 44-40	No. 7
2005	9-3	5-2, 2nd in Big East	Gator, lost to No. 12 Va. Tech, 35-24	No. 19
2006	12-1	6-1, 1st in Big East	Orange, defeated No. 12 Wake Forest, 24-13	No. 6
2008	5-7	2-6, T4 in SEC West		
2009	8-5	3-5, T4 in SEC West	Liberty, defeated East Carolina, 20-17 OT	
2010	10-3	6-2, T2 in SEC West	Sugar, lost to No. 6 Ohio State, 31-26	No. 12
Totals	64-24	35-19		

FOOTBALL



The Petrinos: (front l-r): Kelsey and Katie. (back l-r): Bobby, Bobby, Becky, Nick.

fans at a late-night nationally televised press conference announcing his hiring to the record attendance numbers at Razorback Clubs in all corners of the state, there was no question that Petrino's arrival in Fayetteville energized and unified the state behind their beloved Razorback football program.

Petrino's fingerprints on the Razorback football program are easily recognizable. His commitment to an aggressive offensive approach, execution, balance, discipline and the sound principles of defense have clearly taken hold at Arkansas.

In his three seasons at Arkansas, the Razorback offense rewrote nearly every school passing record. For the first time since joining the league, UA led the SEC in scoring (2009) and passing offense (2009 and 2010).

The team has displayed marked improvement each year under Petrino finishing with 5 wins in 2008, 8 in 2009 and a 10-3 record in 2010. The Razorbacks won 10 games for the 11th time in school history and the second time since 1989 which earned a trip to New Orleans to take on Ohio State. The team broke or tied 12 single-season records in 2010: total offense yards (6,273), total offense yards per game (482.5), total yards per play (7.08), passing yards (4,338), passing yards per game (333.7), pass completions (301), touchdown passes (36), completion percentage (.647), pass attempts (465), passing first downs (173), total first downs (291), kickoff returns (54-tie).

Petrino's collegiate head coaching resume includes leading his teams to six bowl game appearances, including a victory in the Bowl Championship Series' 2006 FedEx Orange Bowl in his ultra-successful four-year tenure at the University of Louisville.

Petrino's college experience included stops at Arizona State University, the University of Nevada, Utah State University and

PERSONAL

BORN: March 10, 1961

FAMILY: wife Becky (Schaff)

children: Kelsey, Nick, Bobby and Katie

COACHING RECORD AT ARKANSAS:

23-15 (following three years)

COLLEGE HEAD COACHING RECORD FOR CAREER:

64-24 (.727)

EDUCATION

- Capital (Helena, Mont.) HS, 1979
- Carroll College – B.A. in physical education, 1983

JOINED UA STAFF: Dec. 11, 2007

YEARS OF COLLEGIATE HEAD COACHING

EXPERIENCE/YEARS AT UA: 7/3

YEARS OF COLLEGIATE COACHING EXPERIENCE/

YEARS AT UA: 24/3

YEARS OF NFL COACHING EXPERIENCE: 4

COACHING HISTORY

- 1983Carroll College (NAIA) (graduate assistant coach)
- 1984Weber State (graduate assistant coach – quarterbacks)
- 1985-86Carroll College (NAIA) (off. coordinator)
- 1987-88Weber State (asst. coach – wide receivers/ tight ends)
- 1989Idaho (assistant coach – quarterbacks)
- 1990-91Idaho (offensive coordinator)
- 1992-93Arizona State (asst. coach – quarterbacks)
- 1994Nevada (off. coordinator/quarterbacks coach)
- 1995-97Utah State (offensive coordinator)
- 1998Louisville (offensive coordinator)
- 1999-2000Jacksonville Jaguars (NFL) (asst. coach – quarterbacks)
- 2001Jacksonville Jaguars (NFL) (offensive coordinator)
- 2002Auburn (offensive coordinator)
- 2003-06Louisville (head coach)
- 2007Atlanta Falcons (NFL) (head coach)
- 2008Arkansas (head coach)

PLAYING HISTORY

- 1979-82Carroll College (quarterback)

POSTSEASON EXPERIENCE

• ASSISTANT COACH

Carroll College

1985 NAIA Division II playoffs, first round

1986 NAIA Division II playoffs, semifinals

Weber State

1987 I-AA playoffs, second round

Idaho

1989 I-AA playoffs, first round

1990 I-AA playoffs, second round

Utah State

1997 Humanitarian Bowl

Louisville

1998 Motor City Bowl

Auburn

2002 Capital One Bowl

• HEAD COACH

Louisville

2003 GMAC Bowl

2004 Liberty Bowl

2006 Gator Bowl

2007 Orange Bowl

Arkansas

2010 Liberty Bowl

2011 Sugar Bowl

FOOTBALL STAFF: Head Coach Bobby Petrino

RAZORBACK

FOOTBALL STAFF: Head Coach Bobby Petrino



"Football has helped me build character as a man. A lot of people that have been the father figures in my life have been my coaches. Coach Petrino has really instilled a lot in me and he understands with hard work you can achieve anything. He is a phenomenal coach and a phenomenal man. Just being a player and a part of his system, he has built me as a man and built character in each one of my teammates."

– D.J. Williams, Former Arkansas Tight End, Accepting the Disney Spirit Award on Dec. 9, 2010 in Orlando, Fla.

YEAR-BY-YEAR OFFENSIVE STATS BY COACH PETRINO TEAMS

	2003	2004	2005	2006	2008	2009	2010
Points/PPG	450/34.6	597/49.8	521/43.3	491/37.8	263/21.9	468/36.0	474/36.5
First Downs	295	323	287	296	232	254	291
First Downs Rushing	140	145	123	125	83	89	105
First Downs Passing	138	164	142	150	134	147	173
Rushing Yards	2,966	3,005	2,262	2,409	1,362	1,991	1,935
Avg. Per Rush	5.7	5.6	4.8	5.0	3.6	4.3	4.6
TDs Rushing	35	47	41	35	13	23	22
Avg. Rush Yds./Game	228.2	250.4	188.5	185.3	113.5	131.8	148.8
Passing Yardage	3,389	3,463	3,523	3,770	3,115	3,842	4,338
Att.-Comp.-Int.	395-237-12	359-256-5	376-246-10	384-245-7	443-253-18	439-247-9	465-301-15
Avg. Pass Yds./Game	260.7	288.6	293.6	290.0	259.6	295.5	333.7
Passing TDs	20	27	24	22	19	32	36
Total Offense	6,355	6,468	5,785	6,179	4,477	5,555	6,273
Avg. Per Play	7.0	7.2	6.8	7.1	5.5	6.7	7.1
Avg. Per Game	488.8	539.0	482.1	475.3	259.6	427.4	482.5

Auburn University. His NFL coaching tenures came with the Jacksonville Jaguars and the Atlanta Falcons.

Petrino's reputation for engineering high-octane and quick-strike offenses is well deserved. His teams consistently rank among the nation's best in total offense and scoring. Mistakenly perceived as a coach that focuses primarily on the passing game, the reality is Petrino adheres to the philosophy of balance between offensive production on the ground and through the air. Consider that in the last 13 years of his college coaching career - spent as a head coach, an offensive coordinator or both, - Petrino's offenses boast 84 100-yard rushers and 60 300-yard passers. That equates to 144 defining offensive individual performances in 157 total games.

In his coaching career, Petrino has worked with numerous players who went on to play

professionally, including an impressive list of NFL quarterbacks. As a head coach, he helped develop quarterbacks Stefan LeFors (2003-04) and Brian Brohm (2004-06) at Louisville. As a coordinator or assistant, he tutored Jason Campbell at Auburn (2002), Chris Redman at Louisville (1998), Jake Plummer at Arizona State (1993), and Doug Nussmeier (1990-91) and John Friesz (1989) at Idaho.

Prior to his tenure as the head coach of the Atlanta Falcons during the 2007 season, Petrino coached four seasons (2003-06) at Louisville.

In 2006, Petrino guided the Cardinals to a 12-1 record, including a 24-13 win over nationally ranked Wake Forest in the BCS FedEx Orange Bowl. Louisville vaulted to as high as No. 3 in the polls during the season and finished with a final No. 6 national ranking in the Associated Press poll, the highest all-time ranking in school history.

FOOTBALL

COACH PETRINO IN THE NCAA OFFENSIVE RANKINGS

YEAR TOTAL	TOTAL OFFENSE	SCORING	PASSING
2010 (Arkansas)	9th (482.5)	17th (36.5)	4th (333.7)
2009 (Arkansas)	20th (427.3)	9th (36.0)	10th (295.5)
2006 (Louisville)	2nd (475.3)	4th (37.8)	7th (290.0)
2005 (Louisville)	9th (482.1)	3rd (43.4)	13th (293.5)
2004 (Louisville)	1st (539.0)	1st (49.8)	9th (288.5)
2003 (Louisville)	5th (488.9)	15th (34.6)	29th (260.6)
1998 (Louisville)	1st (513.0)	1st (40.4)	
1994 (Nevada)	2nd (500.0)	3rd (37.6)	



Louisville had three victories over top-15 ranked teams, including wins over No. 15 Miami (31-7), No. 3 West Virginia (44-34) and No. 12 Wake Forest (24-13). The 12 victories also set a new school mark, breaking a record Petrino had held in part previously with 11 wins in 2004. The Cardinals won their first Big East Conference title, ranked second in the nation in total yards (475.3 yards per game) and fourth in the nation in scoring offense (37.8 points per game). Louisville also led the Big East in pass offense average (290.0) and first downs (296).

In 2005, Petrino led Louisville into the Big East Conference and guided the Cardinals to a 9-3 record and their first New Year's Day Bowl game since 1991. Louisville ranked ninth in the

nation in total offense (482.1) and third in the nation in scoring offense (43.4). The Cardinals scored at least 30 points in 11 of 12 games, including eight games of more than 40 points, four games of 50 or more points and three 60-point outings. Seven Cardinals earned All-Big East honors in the school's first year in the league, including Bronko Nagurski and Ted Hendricks Award winner Elvis Dumervil. Dumervil led the nation in sacks (20) and forced fumbles (10) on his way to consensus All-America honors. Running back Michael Bush led the nation in scoring (14.4), scored 24 touchdowns and became the school's first 1,000-yard rusher since 1999.

Petrino's 2004 Louisville team went 11-1, won the Conference USA championship and beat No.

BOBBY PETRINO'S RECORD VS. ALL OPPONENTS


Alabama	0-3
Auburn	2-1
Army	2-0
Boise State	1-0
Cincinnati	4-0
Connecticut	2-0
East Carolina	3-0
Eastern Michigan	1-0
Florida	0-2
Florida Atlantic	1-0
Georgia	1-1
Houston	2-0
Kansas State	1-0
Kentucky	4-1
LSU	2-1
Memphis	1-1
Miami (Fla.)	1-1
Miami (Ohio)	0-1
Middle Tennessee	1-0
Mississippi (Ole Miss)	1-2
Mississippi State	2-1
Missouri State	1-0
North Carolina	2-0
Ohio State	0-1
Oregon State	1-0
Pittsburgh	2-0
Rutgers	1-1
South Carolina	2-1
South Florida	2-2
Syracuse	3-0
Tennessee Tech	1-0
Texas	0-1
Texas A&M	2-0
TCU	1-1
Temple	2-0
Texas-El Paso (UTEP)	2-0
Troy	1-0
Tulane	2-0
Tulsa	1-0
ULM	2-0
Vanderbilt	1-0
Virginia Tech	0-1
Wake Forest	1-0
West Virginia	1-1
Western Illinois	1-0

PETRINO'S WINNING PERCENTAGE

.727 (64-24).....T7 Nationally

BOBBY PETRINO'S RECORD...

At Home:	37-6
On the Road:	21-15
At Neutral Sites:	6-3
In Conference:	35-19
Vs. Ranked Teams:	10-15
In Bowl Games:	3-3
In August:	2-0
In September:	17-6
In October:	18-9
In November:	21-6
In December:	4-1
In January:	2-2



FOOTBALL STAFF: Head Coach Bobby Petrino

RAZORBACK



FOOTBALL STAFF: Head Coach Bobby Petrino

10 Boise State in the Liberty Bowl, 44-40, to end the season ranked No. 7. The Cardinals led the nation in total offense (539.0) and scoring offense (49.8), surpassed 40 points nine times, scored 50 points seven times and set an NCAA record by scoring 55 or more points in five straight games.

The groundwork for the record-setting success to come was laid in Petrino's first season as a head coach at Louisville in 2003. Taking over a team that had finished 7-6 the season before, Petrino guided the Cardinals to a 9-4 record and a GMAC Bowl berth. The nine wins were the most by a first-year Louisville coach. It didn't take long for Petrino to set the tone in his first collegiate coaching stint. In his first career game as a head coach, Petrino led Louisville to a 40-24 win over arch rival Kentucky. Louisville led the league and ranked among the nation's best in total offense, rushing and scoring. The Cardinals ranked fifth in the nation in total offense (488.9), 10th in rushing (228.2) and 15th in scoring offense (34.6) in Petrino's inaugural season. Louisville set six Conference USA records including the mark for total yards after the Cardinals raked up 779 yards, including 445 rushing yards, in a 66-45 win over Houston.

Prior to Louisville hiring him as head coach, Petrino served one season as the offensive coordinator at Auburn in 2002. In his one season with the Tigers, Auburn went 9-4, including three wins over top-10 ranked opponents, and won a share of the SEC Western Division title.

Before Auburn, he spent three seasons in the NFL with the Jacksonville Jaguars. He was the

quarterbacks coach in 1999 and 2000, and the offensive coordinator in 2001.

In his first stint at Louisville, he was the offensive coordinator for the Cardinals in 1998. In that one season, Louisville was the top-ranked NCAA Division I-A team in scoring and total offense while recording the biggest turnaround in the nation. The Cardinals improved from 1-10 in 1997 to 7-5 in '98.

The Helena, Mont., native was the offensive coordinator at Utah State for three years (1995-97) before going to Louisville. While in Logan, Utah, he helped Utah State set school records by averaging 468.5 yards of total offense and 317.5 yards passing during the 1996 season. Prior to his arrival, USU averaged just more than 300 yards per game in total offense. In 1996, the Aggies also racked up a school-record 273 first downs, an average of nearly 25 first downs a game.

In 1994, he was the offensive coordinator and quarterbacks coach at the University of Nevada. The Wolf Pack ranked second in the nation in passing (330) and total offense (500) per game, and was third in the nation with 37.6 points a game. During his one-year stint at Nevada, the Wolf Pack boasted 10 100-yard rushing performances and six 300-yard passing efforts. Nevada posted a 9-2 record and won a share of the Big West title.

In 1992 and 1993, he was the quarterbacks coach at Arizona State where he assisted in the development of future All-American and NFL star Jake Plummer. While with the Sun Devils, Petrino also worked with then-ASU quarterback and

FOOTBALL

current UA offensive coordinator and quarterbacks coach Garrick McGee.

Prior to his two years at Arizona State, he was the quarterbacks coach (1989) and offensive coordinator (1990 & 1991) for three seasons at the University of Idaho. He was the wide receivers coach at Weber State in 1987 and 1988.

Petrino literally grew up in the coaching profession. His father, Bob Petrino Sr., coached at Carroll College in Helena, Mont., for 26 seasons, earning 163 victories and 15 conference titles. As a child, Petrino Jr. would race after school to the practice field to observe his father during his legendary career.

Petrino officially started his coaching career as a graduate assistant for his father at Carroll College in 1983. After a graduate assistant stint as quarterbacks coach at Weber State in 1984, Petrino returned to be the offensive coordinator for his father in 1985-86. Carroll had the top-ranked offense in the NAIA ranks in both of his seasons, thanks in large part to the play of Bobby Petrino's younger brother, Paul, who was a four-year starter at quarterback at Carroll College.

Before Bobby Petrino coached for his father, he played football for him at Carroll. Petrino played quarterback and twice earned NAIA All-America honors. He led the Fighting Saints to three straight Frontier Conference championships and was named the league's most valuable player in 1981 and 1982. He also played four years of basketball at Carroll. Petrino earned a bachelor's degree in physical education with a minor in mathematics from Carroll in 1983.

Born March 10, 1961, Petrino and his wife, the former Becky Schaff, have four children: Kelsey, Nick, Bobby and Katie. Petrino has one granddaughter, Brianna.

COACH PETRINO - EMBRACING ARKANSAS

In his time at Arkansas, Coach Petrino has reached out to the community, faculty and former players through numerous initiatives including the following:

- Made a personal \$100,000 commitment to the Razorback Foundation. Coach Petrino's gift is believed to be the largest donation to the Razorback Foundation Annual Fund by a sitting Razorback head coach in school history.
- Initiated a kickoff luncheon prior to the 2009 season that has been attended by 1,000 fans each year. Coach Petrino is the featured speaker and coaches, football personnel and all 105 players attend. Two players sit at each table with fans. The plan is for the luncheon to continue in future seasons.
- Asked to establish a weekly radio show, which is held Wednesday evenings throughout the fall. It is held at a local restaurant where fans can attend.
- Organized a ceremony at halftime that has become a fixture at halftime of the annual Red-White game honoring the senior class from the past season and naming team award winners. He has invited former players back to be a part of it and the following have been on hand: Darren McFadden, Felix Jones, Shawn Andrews, Ken Hamlin, Quinn Grovey and Cedric Cobbs among others.
- Has made appearances at several other Razorback sporting events including men's and women's basketball games and baseball, including the College World Series in Omaha, Neb.

FOOTBALL STAFF: Head Coach Bobby Petrino



RAZORBACK

FOOTBALL STAFF: OC /QB Coach Garrick McGee



OFFENSIVE COORDINATOR/QUARTERBACKS GARRICK MCGEE

Former Oklahoma quarterback and Jacksonville Jaguars assistant Garrick McGee enters his fourth season at Arkansas and his second season as offensive coordinator. His first season as offensive coordinator led to UA's first BCS appearance in program history when the 2010 season culminated at the Allstate Sugar Bowl in New Orleans.

The Razorback offense soared to new heights in 2010 with the watchful guidance of McGee, as the unit set 11 team single-season records, bettering the previous marks for total offensive yards (6,273), yards per game (482.5), yards per play (7.08), passing yards (4,338), passing yards per game (333.7), passing touchdowns (36), pass completions (301), pass attempts (465), completion percentage (.647), passing first downs (173) and total first downs (291).

Three members of McGee's offense were selected in the 2011 NFL Draft. Quarterback Ryan Mallett was taken by the New England Patriots. Tight end D.J. Williams was selected by the Green Bay Packers, and offensive tackle DeMarcus Love was picked by the Minnesota Vikings. In his first year as offensive coordinator at Arkansas, Williams was named an All-American, four members of the offense earned All-SEC honors and two more were named to the SEC All-Freshman Team.

McGee was instrumental in the development of Mallett, who broke 45 Arkansas records in his two seasons and became just the third SEC quarterback to top 3,500 passing yards in back-to-back seasons and the fourth in conference history to eclipse 3,000 passing yards and 30 passing touchdowns in consecutive seasons. Mallett was a two-time Manning Award finalist and earned second-team All-SEC recognition in each of his two seasons under McGee.

In 2010, Arkansas added a new element with a dynamic rushing attack to coincide with its potent passing game. For the first time in school history, the Razorbacks featured a 3,000-yard passer and a 1,000-yard rusher. Running back Knille Davis finished the season with 1,322 rushing yards, the fourth-highest single-season rushing total in program history, and was named to the AP's All-SEC first team. Arkansas was the only school in the NCAA with a 3,000-yard passer, a 1,000-yard rusher and five 600-yard receivers.

Williams was named a finalist for the Sullivan Award, presented annually to the best amateur athlete in the U.S., and a first-team All-SEC performer. Williams also won the Mackey Award as college football's best tight end and the Disney Spirit Award, given to college football's most inspirational player, team or figure, in 2010, becoming the first Razorback to collect either award.

The Razorbacks led the SEC in passing for the second straight year in 2010, joining Florida and Kentucky as the only schools to lead the conference in passing in consecutive seasons since 1992. Arkansas threw for 300 yards or more in 10 games and scored 30 points or more 10 times, both single-season UA records, in 2010. The Razorbacks also rushed for at least 100 yards 10 times, including in nine straight contests to end the season, and were the only team in the SEC to start the same offensive line for the entire 2010 season.

Before arriving at Arkansas, McGee spent the previous four seasons (2004-07) at Northwestern University, where he was the receivers and punt return coach his first two seasons and the quarterbacks coach and offensive coordinator in 2006 and 2007.

Directing the Wildcats' spread offense, McGee's 2007 unit led the Big Ten and was No. 11 in the nation in passing (307.9 yards per game) and led the Big Ten and was No. 31 in the country in total offense (427.7 yards per game).

In 2005, his Northwestern receiving corps had three wideouts ranked in the top 10 on the Big Ten season receptions list for the first time in school history. The Wildcats became just the second team in Big Ten history to average more than 500 yards per game with 500.3 per contest, which ranked fourth nationally. They also led the Big Ten and ranked seventh in the nation with 306.8 yards passing per game.

His first season at Northwestern, Wildcat receivers averaged 237.3 yards per game, NU's best since 2001. He coached two All-Big Ten receivers in Mark Philmore and Shaun Herbert.

McGee was the receivers and kickoff return coach for head coach John Robinson at Nevada-Las Vegas in 2003.

In 2002, he was the receivers coach at Toledo, helping the Rockets earn a spot in the Motor City Bowl with a Mid-American Conference West Division title.

Toledo's receivers combined for 309 receptions for 3,611 yards and 25 touchdowns and Carl Ford became the first 1,000-yard receiver in school history with 79 catches for 1,042 yards and a school-record-tying nine scores.

Toledo was fifth in the nation in total offense with 472 yards per game, setting school records for total offense (6,752 yards) and passing yards (3,611).

The Tulsa, Okla., native began his coaching career at Langston (Okla.) University where from 1996-98 he coached defensive backs before moving to quarterbacks, receivers and special teams. He also worked as the equipment manager and assisted with track and field.

He was the receivers and kickoff return coach at Northern Iowa in 1999, helping UNI set school records for total offense (5,253 yards) and passing yards (3,722).

In 2001 and 2002, he was an offensive assistant and quality control coach with the NFL's Jacksonville Jaguars. He worked as an assistant to then-quarterbacks coach Bobby Petrino, helping quarterbacks and receivers with fundamentals and assisting in all phases of special teams.

Prior to the 2005 season, McGee was one of 10 coaches selected to participate in the NCAA Expert Coaching Academy. The program is designed to teach and reinforce various aspects of securing, managing and excelling in NCAA head coach positions at the I-A level. In the summer of 2010, he was one of 15 coaches to attend the NCAA Champions Forum in Anaheim, Calif. The goal of the Champions Forum is to link the coaches with athletics directors.

McGee prepped at Booker T. Washington High in Tulsa for his father, the late Larry McGee. He played at Arizona State in 1991 and 1992 under Petrino, went to Northeastern Oklahoma A&M in 1993 and transferred to Oklahoma.

He played two years for the Sooners and ended his career fourth on OU's career passing list with 2,449 yards. He was named the Big Eight Newcomer of the Year by the league's coaches in 1994.

McGee earned an associate's degree from Northeastern Oklahoma A&M in 1993 and his bachelor's from OU in 1996. He and his wife, Tiffany, were married in the summer of 2009. They have a son, Cameron, who was born in the summer of 2010.



The McGees (l-r): Tiffany, Cameron and Garrick

PERSONAL

COACHING DUTIES: offensive coordinator/quarterbacks

BORN: April 6, 1973

FAMILY: wife Tiffany; son Cameron

EDUCATION

Booker T. Washington (Tulsa, Okla.) HS, 1991

Northeast Oklahoma A&M – Associate's Degree, 1993

Oklahoma – B.S. in arts and sciences, 1996

JOINED UA STAFF: Jan. 3, 2008

YEARS OF COLLEGIATE EXPERIENCE/

YEARS AT UA: 13/3

YEARS OF NFL EXPERIENCE: 2

RECRUITING TERRITORY: Oklahoma, Missouri, Illinois, Kansas

COACHING HISTORY

1996-98 Langston University
(assistant coach – defensive backs, quarterbacks, receivers, special teams)

1999 Northern Iowa
(assistant coach – receivers)

2000-01 Jacksonville (NFL)
(offensive assistant – quality control)

2002 Toledo
(assistant coach – receivers)

2003 UNLV
(assistant coach – receivers)

2004-05 Northwestern University
(assistant coach – receivers)

2006-07 Northwestern University
(offensive coordinator – quarterbacks)

2008-09 Arkansas
(assistant coach – quarterbacks)

Dec. 2009- Arkansas
(assistant coach – offensive coordinator/quarterbacks)

PLAYING EXPERIENCE

Arizona St. (quarterback), 1991-92

NE Oklahoma A&M (quarterback), 1993

Oklahoma (quarterback), 1994-95

POSTSEASON EXPERIENCE

PLAYER
Oklahoma 1994 Copper Bowl

ASSISTANT COACH

Toledo 2002 Motor City Bowl

Northwestern 2003 Motor City Bowl

2005 Sun Bowl

Arkansas 2010 Liberty Bowl

2011 Sugar Bowl

FOOTBALL



DEFENSIVE COORDINATOR/ SECONDARY WILLY ROBINSON

Willy Robinson, who has experience as a defensive coordinator in the NFL and college, enters his fourth season as defensive coordinator and secondary coach at Arkansas.

Arkansas' defense became a force to be reckoned with in 2010, holding opposing offenses to 62-of-185 (.335) on third-down conversions, a mark that led the Southeastern Conference and tied for eighth in the NCAA. Four members of Robinson's defensive unit earned conference recognition as defensive end Jake Bequette, linebacker Jerry Franklin and safety Tramain Thomas were named to the All-SEC second team and defensive tackle Byran Jones nabbed a spot on the SEC All-Freshman Team.

The Razorbacks were propelled to a 10-3 record and UA's first BCS appearance in 2010 with the help of a defense that ranked second in the SEC in tackles for loss (7.31) and sacks (2.85) per game. Arkansas' '95 tackles for loss in 2010 tied for the second-highest single-season total in school history. The Razorbacks also recorded the third-highest single-season sack total (37) in program history.

UA's improved secondary was apparent with a passing defense average of 185.3 yards, which ranked 20th in the nation.

Robinson has 33 years of coaching experience, including 12 as an assistant in the NFL and 21 years in the collegiate ranks.

The defensive coordinator for the San Francisco 49ers in 2004, he was the secondary coach for the St. Louis Rams in 2006-07 where he coached former Razorback Darius Vinnett. He was the senior defensive assistant and secondary coach in New Orleans in 2005 after coaching the defensive backs for the Pittsburgh Steelers from 2000-03. He also was the secondary coach for the Seattle Seahawks from 1995-98.

While with the Seahawks, he helped Shawn Springs and Daryl Williams earn Pro Bowl berths.

In 1999, he was the defensive coordinator and secondary coach at Oregon State, where he coached the Pacific 10 Conference's top scoring and pass efficiency units. OSU also was No. 9 in the nation in pass efficiency defense (98.9), No. 30 in scoring defense (23.1) and No. 48 in total defense (355.6).

With the Rams in 2006, he helped St. Louis improve its pass defense to third in the NFC and eighth overall in the NFL, allowing only 189.7 passing yards a game, which was the lowest for St. Louis since 1998 (176.9).

Robinson coached the secondary at the University of Miami in 1994, where the Hurricanes played for the national

championship against Nebraska in the 1995 Orange Bowl, before going with head coach Dennis Erickson to Seattle. Robinson also coached with Erickson at Oregon State and in San Francisco.

Before going to Miami, Robinson spent 14 years at Fresno State, his alma mater, under head coach Jim Sweeney. The Bulldogs advanced to six bowl games during his tenure. At Fresno, he coached the secondary (1980-86), outside linebackers (1987-89) and later the secondary again along with handling special teams (1990). In 1988, he was promoted to co-defensive coordinator and then served as sole defensive coordinator in 1992-93 before going to Miami for the 1994 season.

He began his coaching career as a graduate assistant at Fresno State in 1978 and earned his first full-time position the following season as outside linebackers coach at San Jose State.

The Fort Carson, Colo., native played two seasons (1975-76) at the College of the Sequoias (Calif.) before transferring to Fresno State, where he played defensive back in 1977-78 and earned first-team All-Pacific Coast Conference honors as a junior and second-team honors as a senior.

Robinson is married to Susan and has two daughters, Brittany and Mallory, and a stepson, Morgan.



The Robinsons (l-r): Susan and Willy

PERSONAL

COACHING DUTIES: defensive coordinator / secondary

BORN: Feb. 10, 1956

FAMILY: wife, Susan; daughters Brittany and Mallory, stepson Morgan

EDUCATION

Redwood (Visalia, Calif.) HS, 1974
Fresno St. - B.S. in physical education, 1978

JOINED UA STAFF: Feb. 6, 2008

YEARS OF COLLEGIATE EXPERIENCE/
YEARS AT UA: 21/3

YEARS OF NFL COACHING
EXPERIENCE: 12

RECRUITING TERRITORY: Southern Louisiana, South Alabama, South Georgia, Northwest Florida, Northern California Junior Colleges

COACHING HISTORY

1978	Fresno State (graduate assistant)
1979	San Jose State (assistant coach - outside linebackers)
1980-86	Fresno State (assistant coach - secondary)
1987	Fresno State (assistant coach - outside linebackers)
1988-89	Fresno State (co-defensive coordinator - outside linebackers)
1990-91	Fresno State (co-defensive coordinator - secondary/special teams)
1992-93	Fresno State (def. coordinator - secondary/special teams)
1994	Miami (Fla.) (assistant coach - secondary)
1995-98	Seattle Seahawks (NFL) (assistant coach - secondary)
1999	Oregon State (defensive coordinator - secondary)
2000-03	Pittsburgh Steelers (NFL) (assistant coach - defensive backs)
2004	San Francisco 49ers (NFL) (defensive coordinator)
2005	New Orleans Saints (NFL) (senior defensive assistant coach - secondary)
2006-07	St. Louis Rams (NFL) (assistant coach - secondary)
2008	Arkansas (defensive coordinator - safeties)
2009	Arkansas (defensive coordinator - secondary)

PLAYING EXPERIENCE

College of the Sequoias (defensive back), 1975-76
Fresno State (defensive back), 1977-78

POSTSEASON EXPERIENCE ASSISTANT COACH

Fresno State	1982 California Bowl
		1985 California Bowl
		1988 California Bowl
		1989 California Bowl
		1991 California Bowl
		1993 Freedom Bowl
Miami	1995 Orange Bowl
Oregon State	1999 Dahu Bowl
Pittsburgh Steelers (NFL)		
		2001 AFC Divisional Round
		2001 AFC Championship Game
		2002 AFC Wildcard Game
Arkansas	2010 Liberty Bowl
		2011 Sugar Bowl

FOOTBALL STAFF: DC/Secondary Coach Willy Robinson

RAZORBACK

FOOTBALL STAFF: Special Teams/OLB Coach John L. Smith



SPECIAL TEAMS/OUTSIDE LINEBACKERS JOHN L. SMITH

John L. Smith enters his third season as special teams coordinator and outside linebackers coach. Smith has 38 years of collegiate coaching experience, including 18 years as a head coach. Smith and Bobby Petrino have worked together on the same coaching staff at four different schools (Idaho, Utah State, Louisville and Arkansas).

Smith's impact was easy to spot in 2010 as Arkansas made the first BCS appearance in program history. Punt returner Joe Adams ranked second in the Southeastern Conference and fifth nationally in punt return average (15.56). Zach Hocker was named to the SEC All-Freshman Team after going 56-of-56 on PAT attempts to rank second in the SEC and tie for 12th nationally. It was the third-highest PAT total in program history. Hocker's 104 points scored was the fourth-highest total in school history and the third highest by a kicker. Hocker's .842 field goal percentage ranked third in the SEC and tied for 21st in the NCAA and is the third-best single-season percentage (min. 10 attempts) in school history.

As a head coach, Smith posted a 132-86 overall record and produced six conference champions (two Conference USA, two Big West and two Big Sky). Twelve of his 18 teams participated in postseason play. Smith is one of 19 coaches in collegiate football history to take three different schools to a bowl game.

From 2003-06, Smith was the head coach at Michigan State and led the Spartans to a 22-26 overall record. He was named Big Ten Coach of the Year in 2003 after posting the most wins by a first-year head coach in MSU history with an 8-4 record. During his time in East Lansing, 41 of his student-athletes earned Academic All-Big Ten honors.

Prior to Michigan State, Smith spent five seasons at Louisville (1998-2002), where he led the Cardinals to then-unprecedented success. He posted a 41-21 record including five straight bowl appearances and back-to-back Conference USA titles in 2000-01. The five bowl trips equaled the number of postseason appearances Louisville had made prior to his arrival and the five consecutive winning seasons marked a first for the program.

Smith spent three seasons as head coach at Utah State prior to Louisville. He finished with a 16-18 record in three seasons after taking over a program that had produced only two winning seasons in the previous 15 years. Smith led the Aggies to consecutive Big West crowns in 1996-97. In 1997, Utah State earned a trip to the Humanitarian Bowl marking the second bowl appearance for the school since 1961.

Smith arrived at Utah State following six seasons at Idaho where he became the winningest coach in school history. His six-year mark of 53-21 at Idaho included a 34-11 Big Sky Conference record and five postseason appearances.

Before becoming a head coach, Smith spent two years as the defensive coordinator and assistant head coach at Washington State (1987-88) where he served under Dennis Erickson. He also was Erickson's assistant head coach at Wyoming during the 1986 season. Smith began his first stint at Idaho in 1982, serving as Erickson's defensive coordinator and assistant head coach for four years (1982-85).

Smith's coaching experience includes stops at Nevada (1977-81) and Montana (1972-76). During his tenure as defensive coordinator at Nevada, the Wolf Pack led the nation in total defense, scoring defense and rushing defense in 1980. He began his coaching career in 1971 as a graduate assistant at Weber State.

A linebacker and a quarterback at Weber State, Smith earned Big Sky Conference scholar-athlete honors in 1971-72. He received his undergraduate degree in physical education with a minor in math in 1971. Smith earned a master's of science degree in physical education from the University of Montana in 1974.

Smith lettered in three sports - football, basketball and track - while attending Bonneville High School in Idaho Falls, Idaho. He is married to the former Diana Flora. They are parents of three children, Nicholas, Kayse and Sam.



The Smiths (l-r): John L. and Diana

PERSONAL

COACHING DUTIES: special teams coordinator / outside linebackers

BORN: Nov. 15, 1948

FAMILY: wife, Diana; children, Nicholas, Kayse and Sam

EDUCATION

Bonneville (Idaho Falls, Idaho) HS, 1967

Weber State - B.S. in physical education, 1971

Montana - M.S. in physical education, 1974

JOINED UA STAFF: Jan. 16, 2009

YEARS OF COLLEGIATE EXPERIENCE/ YEARS AT UA: 38/2

RECRUITING TERRITORY: West Dallas, Fort Worth, Kentucky

COACHING HISTORY

1971 Weber State (graduate assistant)

1972-76 Montana (assistant coach)

1977-1981 Nevada (def. coordinator)

1982-85 Idaho (asst. head coach - defensive coordinator)

1986 Wyoming (assistant head coach)

1987-88 Washington State (asst. head coach - defensive coordinator)

1989-94 Idaho (head coach)

1995-97 Utah State (head coach)

1998-2002 Louisville (head coach)

2003-06 Michigan State (head coach)

2009 Arkansas (assistant coach - special teams/ outside linebackers)

Weber State (quarterback/linebacker), 1969-71

POSTSEASON EXPERIENCE

HEAD COACH

Idaho 1989 Division I-AA First Round

1990 Division I-AA Quarterfinal

1992 Division I-AA First Round

1993 Division I-AA Semifinal

1994 Division I-AA First Round

Utah State 1997 Humanitarian Bowl

Louisville 1998 Motor City Bowl

1999 Humanitarian Bowl

2000 Liberty Bowl

2001 Liberty Bowl

2002 GMAC Bowl

Michigan State 2003 Alamo Bowl

ASSISTANT COACH

Arkansas 2010 Liberty Bowl

2011 Sugar Bowl

FOOTBALL



DEFENSIVE TACKLES BOBBY ALLEN

Bobby Allen enters his 14th year on the staff at Arkansas and his fourth under head coach Bobby Petrino. A two-time co-defensive coordinator at Arkansas (1998 and 2000), he coached the cornerbacks in 2007, but coached the line in 2001 and defensive tackles the last three seasons.

In 2010, Allen coached a unit that helped Arkansas to its first BCS appearance and ranked second in the Southeastern Conference in sacks with an average of 2.85 per game that tied for eighth nationally. UA made 95 tackles for loss in 2010, which tied for the second-highest total in school history. Arkansas also notched the third-highest single-season sack total (37) in program history.

True freshman Byran Jones immediately benefitted from Allen's coaching in 2010 and was named to the SEC All-Freshman Team.

Allen was a part of former head coach Houston Nutt's staff from 1998-2007. This is his 29th overall season as a collegiate coach. He coached the Razorback cornerbacks from 2003-07 along with the free safeties from 2003-04.

Under Allen's guidance, the Razorback secondary ranked among the best units in the nation in defending the pass in 2007. Arkansas led the SEC and was second in the nation in pass efficiency defense with a rating of 97.8 and ranked second in the SEC with 20 interceptions, including 11 by Allen's cornerback unit.

In addition, two UA cornerbacks, Michael Grant and Jerrell Norton, ranked in the top five of the conference's passes defended category. Grant led the SEC with 21 (1.62 per game) passes broken up during the season, while Norton ranked fourth with 15 (1.15). Norton led the team, tied for fourth in the SEC and tied for 40th in the nation with five interceptions (0.38 per game) for 174 yards and one touchdown.

Grant led the cornerbacks and ranked fifth on the team with 75 tackles. He also tackled on three interceptions for 15 yards. Grant's efforts earned him a spot on the All-SEC second team.

In 2006, cornerback Chris Houston, an honorable mention All-American, spent the season containing some of the best wide receivers in the nation. The junior held USC's Dwayne Jarrett to his lowest receiving output in 34 games and stifled other standouts, including Tennessee's Robert Meachem, Auburn's Courtney Taylor and Vanderbilt's Earl Bennett. Houston notched 45 tackles and a team-leading three interceptions for 129 yards and one touchdown. He also broke up a team-leading 13 passes.

In 2005, cornerbacks Michael Coe, Houston, Grant and Mattered Richardson finished first through fourth, respectively, on the team with a combined 29 passes broken up. Coe and Grant also tied for second on the club with three interceptions each, and those four had a total of 117 tackles, helping the Razorbacks rank 34th in the nation in total defense by allowing 341 yards per game.

In 2004, free safety Vickiel Vaughn was first on the team in tackles with 66 while freshman cornerback Darius Vinnett ranked fifth with 54 stops.

In 2003, UA ranked fourth in the SEC and 21st in the nation by holding opponents to 187.0 passing yards per game. The Razorbacks also intercepted 17 passes, the third-most in the league.

Since joining Arkansas' coaching staff, Allen has served as defensive coordinator (1998, 2000), coached the inside linebackers (1998-99), the middle and strong side linebackers (2002), and the defensive line (2001, 2008-) before handling the cornerbacks and

free safeties in 2003 and 2004. Prior to the 2008 season, Allen worked with cornerbacks exclusively (2005-07).

Allen has held or shared UA's defensive coordinator duties on two separate occasions. He served as co-defensive coordinator with Keith Burns in 1998 and shared the duties with John Thompson during the 2000 season. When Burns left UA following the 1999 regular season, Allen was named the Razorbacks' defensive coordinator for their meeting with Texas in the 2000 Cotton Bowl.

In 1998, Allen helped direct a Razorback defensive unit that ranked sixth nationally in rushing defense, 10th in turnover margin and 13th in scoring defense. In 2000, Allen helped guide a Razorback defense that allowed just 292.1 yards per game to lead the SEC and rank 12th nationally in total defense.

Allen began his coaching career at Colorado, where he served as a graduate assistant during the 1983 and 1984 seasons. After helping Minnesota to an Independence Bowl berth as a defensive secondary graduate assistant in 1985, Allen landed his first full-time position when he was named defensive coordinator at Drake where he served from 1986-88.

Allen was a standout prep quarterback at Seneca Valley High School in Gaithersburg, Md., where he was named the Washington, D.C., area player of the year as a senior and also excelled in baseball and basketball. He went on to earn three varsity letters while playing three positions, kicker, quarterback and outside linebacker at Virginia Tech, where he earned a bachelor's of science degree in marketing in 1983.

Born March 5, 1959, Allen is married to the former Marcela Garcia. The couple has one daughter, Daniela, and three sons, Christian, Brandon and Austin. Brandon, a quarterback, was part of Arkansas' 2011 signing class.



The Allens (front l-r): Bobby, Marcela (back l-r): Christian, Daniela, Austin, Brandon

PERSONAL

COACHING DUTIES: defensive tackles

BORN: March 5, 1959

FAMILY: wife Marcela; daughter Daniela; sons Christian, Brandon and Austin

EDUCATION

Seneca Valley (Germantown, Md.) HS, 1977

Virginia Tech – B.S. in marketing education, 1983

JOINED UA STAFF: Dec. 11, 1997

YEARS OF COLLEGIATE EXPERIENCE/

YEARS AT UA: 28/13

RECRUITING TERRITORY: Northwest

Arkansas, Northeast Texas, Northern Louisiana

COACHING HISTORY

1983-84 Colorado
(graduate assistant)

1985 Minnesota
(graduate asst. – defensive secondary)

1986-88 Drake
(defensive coordinator/secondary coach)

1989 South Dakota
(defensive secondary/recruiting coordinator)

1990-91 South Dakota
(defensive coordinator/defensive secondary/recruiting coordinator)

1992-95 Holy Cross
(assistant coach – outside linebackers/defensive secondary/kickers)

1996 Murray State
(defensive coordinator – inside linebackers)

1997 Boise State
(defensive coordinator – inside linebackers)

1998 Arkansas
(co-defensive coordinator – inside linebackers)

1999 Arkansas
(assistant coach – inside linebackers)

2000 Arkansas
(co-defensive coordinator – linebackers)

2001 Arkansas
(assistant coach – defensive line)

2002 Arkansas
(assistant coach – middle and strong side linebackers)

2003-04 Arkansas
(assistant coach – cornerbacks and free safeties)

2005-07 Arkansas
(assistant coach – cornerbacks)

2008 Arkansas
(assistant coach – defensive tackles)

PLAYING EXPERIENCE

Virginia Tech

(quarterback/linebacker) 1979-81

POSTSEASON EXPERIENCE

PLAYER

Virginia Tech..... 1980 Peach Bowl

GRADUATE ASSISTANT COACH

Minnesota..... 1985 Independence Bowl

ASSISTANT COACH

Arkansas 1999 Florida Citrus Bowl

2000 Cotton Bowl

2000 Las Vegas Bowl

2002 Cotton Bowl

2002 SEC Championship Game

2002 Music City Bowl

2003 Independence Bowl

2006 SEC Championship Game

2007 Capital One Bowl

2008 Cotton Bowl

2010 Liberty Bowl

2011 Sugar Bowl

FOOTBALL STAFF: Defensive Tackles Coach Bobby Allen

RAZORBACK

FOOTBALL STAFF: Defensive Ends Coach Steve Caldwell



DEFENSIVE ENDS STEVE CALDWELL

Steve Caldwell is in his second season as assistant coach for defensive ends.

The defensive front made its presence known for the Razorbacks in 2010. Arkansas averaged 2.85 sacks and 7.31 tackles for loss per game to rank second in the Southeastern Conference and ninth in the NCAA in both categories. Jake Bequette was named second-team All-SEC by the Associated Press and the conference's coaches. Bequette and Tenarius Wright led all UA defensive linemen with 8.5 and 8.0 tackles for loss, respectively. The Razorbacks made 95 tackles for loss in 2010, which tied for the second-highest total in school history. Arkansas notched the third-highest single-season sack total (37) en route to the first BCS appearance in program history.

Caldwell recently spent 14 seasons at Tennessee, where he helped the defensive ends maintain a standard of excellence. The Vols' defense was ranked in the top four among league schools in total defense 10 times while he was at Tennessee, and UT's defensive unit led the SEC in fewest rushing yards allowed three times during that span. In 2008, the unit ranked first in the conference and tied for third nationally in total defense allowing 263.5 yards per game. In 2005, Caldwell helped spark the Vols' defense to the best rushing average allowed in the SEC (82.5), which ranked second nationally.

Caldwell also earned deserved credit for his work on the recruiting front, helping Tennessee sign what many observers called on an annual basis some of the nation's top recruiting classes.

Caldwell advanced several Vols into the NFL, joining such former stalwarts as Shaun Ellis, Demetri Veal and Parys Haralson.

Among Caldwell's most accomplished pupils was Will Overstreet, who not only finished his UT career with 19 sacks to tie for eighth on the all-time school list, but also mirrored the coach's emphasis on studies by being named to the 2001 Academic All-America second team. After retiring from professional football, Overstreet returned to campus and completed his undergraduate degree in May 2005.

A dean's list student himself at Arkansas State, Caldwell played four years of football for the Indians as a defensive end and linebacker.

His first taste of coaching came over three seasons at

his alma mater, from 1978-80. From Jonesboro, Caldwell moved on to Northwest Mississippi Community College, where he coached the offensive line for four seasons and was part of a national championship team in 1982.

He then came back to Arkansas State, coaching linebackers under head coach Larry Lacewell during a notable period of success for the Indians. Arkansas State advanced to the NCAA quarterfinals three straight seasons from 1985-87, including a 1986 squad that finished 12-2-1 and lost in the national championship game. The Indians' only other blemishes that season were a loss to Mississippi State and a tie against Ole Miss.

Caldwell's 1985 linebacking unit helped Arkansas State lead Division I-AA in total defense with an average of only 258.8 yards allowed per game.

Subsequent jobs took him to Tennessee, Pacific and Nevada, the latter school as co-defensive coordinator for the 1994 Big West Conference champions. Caldwell coached briefly at Mississippi before accepting an offer to join the Vols.

Caldwell and his wife, Leisa Henley Caldwell, are the parents of three children, Lauren, Lendl and Landon. They have one son-in-law, Josh Rudd, and two granddaughters, Cayman and Reese Rudd.



The Caldwell Family: Lendl, Leisa, Steve, Lauren Rudd holding Reese Rudd, Josh Rudd holding Cayman Rudd

PERSONAL

COACHING DUTIES: defensive ends
BORN: Sept. 20, 1955
FAMILY: wife Leisa; daughter Lauren; sons Landon and Lendl; son-in-law Josh Rudd; granddaughters Cayman and Reese Rudd

EDUCATION

Thayer (Thayer, Mo.) HS, 1974;
Arkansas State University, 1977;
Master's, Arkansas State University, 1978

JOINED UA STAFF: January 9, 2010
YEARS OF COLLEGIATE EXPERIENCE/
YEARS AT UA: 31/1

RECRUITING TERRITORY: Northern Georgia, Tennessee, East and Central Houston, Southeast Texas, Southeast Arkansas

COACHING HISTORY

1978-79 Arkansas State
(graduate assistant)
1980 Arkansas State
(part-time assistant - offensive line)
1981-84 Northwest
Mississippi Community College
(assistant coach - offensive line)
1985-89 Arkansas State
(assistant coach - linebackers)
1990 Tennessee
(graduate assistant)
1991-93 Pacific
(co-defensive coordinator)
1994 Nevada
(co-defensive coordinator)
1994-95 Mississippi
(assistant coach - defensive ends)
1995-2008 Tennessee
(assistant coach - defensive ends)
2010 Arkansas
(assistant coach - defensive ends)

PLAYING EXPERIENCE

Arkansas State
(defensive end/linebacker) 1974-77

POSTSEASON EXPERIENCE

ASSISTANT COACH
Arkansas State
1985 Division I-AA Quarterfinal
1986 Division I-AA Championship
1987 Division I-AA Quarterfinal

Tennessee 1991 Sugar Bowl
1996 Florida Citrus Bowl
1997 Florida Citrus Bowl
1998 Orange Bowl
1999 Fiesta Bowl
2000 Fiesta Bowl
2001 Cotton Bowl
2002 Florida Citrus Bowl
2002 Peach Bowl
2004 Peach Bowl
2005 Cotton Bowl
2007 Outback Bowl
2008 Outback Bowl

Arkansas 2011 Sugar Bowl

FOOTBALL



WIDE RECEIVERS KRIS CINKOVICH

Kris Cinkovich is in his second season at Arkansas as assistant coach for wide receivers. Cinkovich spent the previous six seasons at UNLV where he helped build the wide receivers into one of the strongest units in the nation.

In 2010 during the Razorbacks' campaign toward the school's first BCS appearance, Cinkovich's unit tied for the SEC lead with nine different games featuring a 100-yard receiver. UA was one of two schools in the conference to have four different receivers top 100 yards. Arkansas also was one of two schools in the SEC to have two receivers rank in the top 10 in the conference in receiving yards per game.

While with the Rebels, Cinkovich coached three of the top four all-time reception leaders in UNLV history. Ryan Wolfe finished his career ranked first in the UNLV record books with 283 receptions. The total stood 12th all-time in NCAA history. Wolfe signed with the Atlanta Falcons after leaving the Rebels. Casey Flair is the second-leading receiver in school history with 202 receptions. Earvin Johnson finished fourth with 183 receptions.

Cinkovich also assisted with a passing attack that ranked in the top 50 nationally in 2008 and 2009, accounting for 40 passing touchdowns. UNLV also led the nation in red zone production in 2008 (95 percent) and third-down efficiency in 2009 (46.39 percent).

During the 2006 season, Wolfe set several Mountain West Conference and UNLV freshman records while both Wolfe and Flair earned All-MWC honors. It was the first time since 1994 that a pair of Rebel receivers picked up all-league accolades. Flair broke the school record for career receptions in 2007, only to be passed by Wolfe.

Cinkovich came to UNLV from Las Vegas High School, where he oversaw the Wildcats for nine

seasons and built one of the state's top programs en route to compiling a record of 79-24. In 1995, he took LVHS to the playoffs for the first time in 15 years and in 2001 brought the school its first state championship since 1959.

Cinkovich's squads won three regional titles and were ranked among the best on the west coast three times by *USA TODAY*.

He was inducted into the Southern Nevada Football Coaches Association Hall of Fame in 2004.

Cinkovich was an offensive lineman who played collegiately at Spokane Falls Community College from 1979-80 and Carroll College from 1981-82. While at Carroll, he was on an offensive line that blocked for Arkansas head coach Bobby Petrino, who played quarterback from 1979-82.

A 1984 graduate of Carroll College in Helena, Mont., Cinkovich earned his master's degree from Central Washington in 1987. He and his wife, Joanie, have two daughters, Carly and Stephanie.



The Cinkovichs (l-r): Stephanie, Kris, Joanie, Carly.

PERSONAL

COACHING DUTIES: wide receivers
BORN: Sept. 30, 1960
FAMILY: wife Joanie; daughters Carly and Stephanie

EDUCATION

Carroll College, 1984 - bachelor's degree
Central Washington, 1987 - master's degree

JOINED UA STAFF: Jan. 9, 2010
YEARS OF COLLEGIATE EXPERIENCE/ YEARS AT UA: 13/1

RECRUITING TERRITORY: Northern Florida, Nevada

COACHING HISTORY

1986 Central Washington (assistant coach - linebackers)
1987-89 Carroll College (offensive coordinator)
1990 Oregon Tech (assistant coach - wide receivers)
1991 UNLV (graduate assistant - running backs)
1992-94 Green Valley High School (offensive coordinator)
1995-2003 Las Vegas High School (head coach)
2004-09 UNLV (assistant coach - wide receivers)
2010 Arkansas (assistant coach - wide receivers)

PLAYING EXPERIENCE

Spokane Falls Community College (offensive line), 1979-80
Carroll College (offensive line), 1981-82

POSTSEASON EXPERIENCE

ASSISTANT COACH
Arkansas 2011 Sugar Bowl

FOOTBALL STAFF: Wide Receivers Coach Kris Cinkovich

RAZORBACK

FOOTBALL STAFF: RB Coach/Recruiting Coordinator Tim Horton



RUNNING BACKS/ RECRUITING COORDINATOR TIM HORTON

Former Razorback Tim Horton is in his fifth season on the Arkansas coaching staff and his fourth under head coach Bobby Petrino. Horton is Arkansas' running backs coach and recruiting coordinator and has been recognized by Rivals.com and ESPN.com as one of the nation's top recruiters since arriving at Arkansas.

He is one of just two coaches in the nation, and the only one in the SEC, to have coached four different 1,000-yard rushers in the last four seasons.

Under Horton's tutelage, running back Nile Davis posted the fourth-highest single-season rushing total in Arkansas history in 2010 as he ran for 1,322 yards and became just the 10th Razorback to eclipse 1,000 rushing yards in a season. Davis was named a first-team All-SEC performer and led all SEC running backs with his average of 101.7 yards per game on the ground. He finished the season strong, with five consecutive 100-yard rushing games. He was the only player in the SEC to average 100 yards per game in November, finishing the month with an average of 157.8 rushing yards per game.

After returning to his alma mater, Horton has coached All-America running backs Darren McFadden and Felix Jones. McFadden was the Heisman Trophy runner-up and won the Doak Walker Award as the nation's top running back in 2007.

McFadden finished the 2007 season with a school-record 1,830 yards and 16 touchdowns. Overall, Horton has coached two of the top four single-season rushing performances and more than a third of the 10 Razorbacks in school history to rush for more than 1,000 yards.

Before returning to Arkansas, where Horton played from 1986-89, he was at Air Force for spring 2007, at Kansas State for the 2006 season and at Air Force for the seven previous years.

He came to Arkansas after taking the offensive coordinator and wide receivers coaching position at Air Force in January 2007. During the 2006 season, he was the running backs coach at Kansas State, helping the Wildcats earn a Texas Bowl appearance. At KSU, Horton coached two future NFL running backs in Thomas Clayton and James Johnson.

Prior to his one season at KSU, he spent seven seasons at Air Force (1999-2005). He was the receivers coach for six years (1999-2004) and the running backs coach for one.

Horton was recognized by the Colorado Chapter of the Fellowship of Christian Athletes as one of its coaches of the year in 2004.

He began his coaching career at Appalachian State in 1990 and helped guide the Mountaineers to a 67-32 record during his eight years, including Southern Conference championships in 1991 and 1995 and five appearances in the NCAA Division I-AA playoffs. The 1995 Mountaineers are the only Division I team to go undefeated in North Carolina college football history.

From 1990-92, Horton coached Appalachian State's receivers and tight ends before taking over as the Mountaineers' running

backs coach in 1993. He also served as the program's recruiting coordinator.

Horton earned his bachelor's degree in marketing management from Arkansas in 1990. While at Arkansas, he was a four-year letterman and three-year starter as a split end and punt returner for the Razorbacks under head coach Ken Hatfield. He caught 49 passes for 942 yards and one touchdown in his career, including hauling in 23 catches for 453 yards as a senior in 1989. Horton also returned 78 punts for 657 yards in his collegiate career, which is fifth all-time in school history.

Horton's four years at Arkansas proved to be among the most successful in school history as the Razorbacks compiled a 38-11 record, won back-to-back Southwest Conference titles in 1988 and 1989 and appeared in four straight bowl games. In fact, Horton's graduating class remains tied for the school record for the most wins in a four-year period.

A two-time academic all-conference selection, Horton was a second-team all-conference selection in 1989 and served as the Razorbacks' team captain that season. In high school, Horton was a two-time all-state running back and a track standout at Conway (Ark.) High School.

Horton and his wife Lauren have one daughter, Caroline, and one son, Jackson. Horton is the son of former Arkansas player, Razorback assistant coach, UCA head coach and current Razorback Foundation Executive Director Harold Horton.



The Hortons (l-r): Jackson, Tim, Lauren, Caroline

PERSONAL

COACHING DUTIES: running backs/
recruiting coordinator

BORN: Oct. 20, 1967

FAMILY: wife Lauren; daughter Caroline;
son Jackson

EDUCATION

Conway (Ark.) HS, 1986
Arkansas - B.S. in marketing
management, 1990

JOINED UA STAFF: July 18, 2007

**YEARS OF COLLEGIATE EXPERIENCE/
YEARS AT UA:** 21/4

RECRUITING TERRITORY: Arkansas,
Memphis

COACHING HISTORY

1990-92Appalachian State
(assistant coach - receivers/tight ends)
1993-98Appalachian State
(assistant coach - running backs/
recruiting coordinator)
1999-2004Air Force Academy
(assistant coach - receivers)
2005Air Force Academy
(assistant coach - running backs)
2006Kansas State
(assistant coach - running backs)
Jan.-July 2007Air Force Academy
(offensive coordinator - receivers)
2007Arkansas
(assistant coach - running backs)
2008Arkansas
(assistant coach - running backs/
recruiting coordinator)

PLAYING EXPERIENCE

Arkansas (receiver), 1986-89

POSTSEASON EXPERIENCE

PLAYER

Arkansas 1987 Orange Bowl
1987 Liberty Bowl
1989 Cotton Bowl
1990 Cotton Bowl

ASSISTANT COACH

Appalachian State
1991 Division I-AA First Round
1992 Division I-AA First Round
1994 Division I-AA Second Round
1995 Division I-AA Second Round
1998 Division I-AA Second Round
Air Force 2000 Silicon Valley Bowl
2002 San Francisco Bowl
Kansas State 2006 Texas Bowl
Arkansas 2008 Cotton Bowl
2010 Liberty Bowl
2011 Sugar Bowl

FOOTBALL



INSIDE LINEBACKERS REGGIE JOHNSON

Reggie Johnson enters his fourth year with the Razorbacks, coaching the inside linebackers.

Johnson kept the linebacker unit strong in 2010 as Jerry Franklin led the team with a career-high 100 tackles and was named second-team All-SEC. Franklin became the second Arkansas player since 1960 to lead the team in tackles for three straight seasons. He ranked ninth in the Southeastern Conference in tackles with 7.69 stops per game and tied for seventh in the SEC with 1.00 tackles for loss per game.

In 2009, Franklin was 12th in the SEC in total tackles with 94 stops. He also was honored as a Freshman All-American and named to the SEC All-Freshman Team for the 2008 season.

Johnson was on head coach Bobby Petrino's staff at Louisville from 2003-06 and remained on the Cardinals' staff in 2007.

The Hollandale, Miss., native coached the defensive line in 2003. The defensive front included All-American Elvis Dumervil, who also won the Nagurski and Hendricks Awards. It also featured Omobi Okoye, the teenage phenom defensive tackle who, at 19 years old, was the 10th overall pick in the 2005 NFL draft.

In 2004, Johnson moved to the linebacker position. That year, Robert McCune led the team in tackles and was an All-Conference USA selection. McCune was a fifth-round draft pick by the Washington Redskins. Johnson also worked with Brandon Johnson, the team's second-leading tackler. In 2005, Brandon Johnson led the team in tackles and was an All-Big East selection. He was drafted by the Arizona Cardinals.

In 2006, Johnson coached Nate Harris who was the team's leading tackler and signed as a free agent with the Kansas City Chiefs.

In 2007, Lamar Myles led the team with 128 stops after finishing second on the team in 2006. Myles and Malik Jackson signed free agent deals with Jacksonville and Oakland, respectively.

Johnson was a four-year letterman at the University of Louisville from 1987-90. His senior year he helped the Cardinals finish 10-1-1 with a

34-7 victory over Alabama in the 1991 Fiesta Bowl. He ended his career with 252 tackles.

He earned his bachelor's degree in political science and his master's degree in education from Louisville.

Johnson began his coaching career as a defensive graduate assistant at UL in 1998. His first full-time coaching position was at Alabama A&M. He coached defensive tackles in 1998 and 1999. In 2000 he coached inside linebackers. A&M ranked first in the country in rushing defense (39.7) and 10th in total defense (275 ypg) for the 2000 season.

After the 2000 season, Johnson moved to the University of Texas at El Paso. There he coached defensive ends in 2001 and linebackers in 2002. At UTEP, he groomed future second round draft pick Thomas Howard before joining Petrino's staff at Louisville in 2003.

Johnson and his wife Eulice have two children, Sydney and Jordan.



The Johnsons (l-r): Jordan, Reggie, Eulice, Sydney

PERSONAL

COACHING DUTIES: inside linebackers

BORN: April 14, 1969

FAMILY: wife Eulice; daughters Jordan and Sydney

EDUCATION

Morgan Park (Chicago) HS, 1987

Louisville – B.S. in political science, 1996

Louisville – M.A. in athletic administration, 1998

JOINED UA STAFF: Jan. 3, 2008

**YEARS OF COLLEGIATE EXPERIENCE/
YEARS AT UA:** 13/3

RECRUITING TERRITORY: South

Georgia, Alabama

COACHING HISTORY

1997 Louisville
	(graduate assistant – defense)
1998-99 Alabama A&M
	(assistant coach – defensive tackles)
2000 Alabama A&M
	(assistant coach – inside linebackers/ special teams)
2001 UTEP
	(assistant coach – defensive ends)
2002 UTEP
	(assistant coach – linebackers)
2003 Louisville
	(assistant coach – defensive line)
2004-05 Louisville
	(assistant coach – linebackers)
2006 Louisville
	(assistant coach – inside linebackers)
2007 Louisville
	(assistant coach – linebackers)
2008 Arkansas
	(assistant coach – linebackers)
2009 Arkansas
	(assistant coach – inside linebackers)

PLAYING EXPERIENCE

Louisville (linebacker), 1987-90

POSTSEASON EXPERIENCE

PLAYER

Louisville 1989 Japan Bowl
	1991 Fiesta Bowl

ASSISTANT COACH

Louisville 2003 GMAC Bowl
	2004 Liberty Bowl
	2005 Gator Bowl
	2007 Orange Bowl
Arkansas 2010 Liberty Bowl
	2011 Sugar Bowl

FOOTBALL STAFF: Inside Linebackers Coach Reggie Johnson

RAZORBACK

FOOTBALL STAFF: Offensive Line Coach Chris Klenakis



OFFENSIVE LINE CHRIS KLENAKIS

Chris Klenakis enters his second season at Arkansas as assistant coach for the offensive line. Klenakis has 21 years of Division I experience and came to Arkansas from Nevada where he was at the helm of the "Pistol" offense that had prolific production and a powerful running game led by the offensive line.

Klenakis coached an offensive line in 2010 that blocked during the first season in Arkansas history with a 3,000-yard passer and a 1,000-yard rusher. The Razorbacks led the Southeastern Conference and ranked fourth in the NCAA in passing offense, averaging 333.7 yards per game, and ninth in the NCAA in total offense with a 482.5 yards-per-game average. UA's offensive line was the only unit in the SEC to start the same five for each game.

In 2010, Klenakis coached two freshmen to all-conference recognition as center Travis Swanson and guard Alvin Bailey garnered spots on the SEC All-Freshman Team. Bailey also was named to the FWA All-Freshman All-America Team. Following the season, tackle DeMarcus Love was drafted by the Minnesota Vikings. Love's selection makes him the 15th offensive lineman coached by Klenakis to advance to the NFL.

As offensive coordinator and offensive line coach, Klenakis has tutored 13 all-conference selections, including 2010 first-team All-SEC performer Love.

In 2008 at Nevada, the Wolf Pack offense steamrolled over opposing defenses to the tune of a number of school records, including total offense, rushing yards and rushing touchdowns. In 2009, Klenakis and the offense eclipsed all those marks. The Wolf Pack had the No. 1-ranked rushing offense in the nation, averaging 344.9 yards per game. In 2009, he became the first offensive coordinator in NCAA FBS history to have a team lead the nation in rushing offense (2009) and passing offense (1997). Nevada also became the first team in NCAA history to have three players rush for more than 1,000 yards in a single season. In addition, the Wolf Pack ranked second nationally in total offense (505.6) and sixth in scoring (38.2).

In 2007, Nevada's offensive line paved the way for the top rushing attack in the WAC and the 12th-best rushing offense in the nation at 214.1 yards per game. The group was paced by Luke Lippincott, who led the WAC in rushing at 109.2 yards per game.

In 2009, Klenakis coached WAC Freshman of the Year and second-team All-WAC honoree Brandon Wimberly. Offensive lineman Alonzo Durham and running back Vai Taua were selected to the first team in 2009, while offensive lineman Kenneth Ackerman, tight end Virgil Green and quarterback Colin Kaepernick were second-team choices.

In 2008, Dominic Green was a first-team All-WAC honoree and Durham and Mike Gallett were second-team selections. Center Jimmy Wadhams was named the team's offensive MVP in 2006 when the Wolf Pack offensive line helped the team to rank 24th in the nation in rushing offense.

Klenakis saw Tony Moll (first team) and Barrett Reznick (second team) earn All-WAC honors in 2005, and Nevada's WAC

co-championship team led the nation in time of possession and ranked eighth in the NCAA in third-down conversions.

In his first year back at Nevada in 2004, Klenakis coached All-WAC performer Harvey Dahl.

Prior to his most recent stint at Nevada as offensive coordinator, Klenakis held the responsibility for three years at Southern Mississippi (2000-02) and one at Central Missouri (2003).

Klenakis helped Central Missouri finish the 2003 campaign with a record of 9-2 and a share of the Mid-America Intercollegiate Athletics Association title for the first time since 1988 with a 7-2 league mark. Central ranked second among NCAA Division II schools in scoring offense (41.5 ppg) and 25th in rushing offense.

While at Southern Mississippi, he helped the Golden Eagles set eight offensive school records and advance to a pair of bowl games, the GMAC Mobile Bowl in 2000 and the Houston Bowl in 2002.

From 1990-99, Klenakis was an assistant coach at Nevada, serving as offensive coordinator from 1997-99. Under his guidance, Nevada set 24 NCAA records and annually ranked among the national leaders in total offense, passing offense and scoring offense. Klenakis helped lead the Wolf Pack to Big Sky Conference titles in 1990 and 1991 and an NCAA I-AA national runner-up finish in 1990. He then helped lead the Wolf Pack to five Big West championships and to three Las Vegas Bowl appearances.

Klenakis was a two-time Nevada High School Coach of the Year while leading Churchill County High to a three-year record of 21-9.

He earned his bachelor's degree in physical education and history from Carroll College in 1986, where he was a four-year letterwinner as an outside linebacker. In 1992, he completed his master's of exercise physiology at Nevada. He and his wife, Andrea, have a son, Nikos, and a daughter, Lucy.



The Klenakis' (l-r): Nikos, Andrea, Chris, Lucy

PERSONAL

COACHING DUTIES: offensive line

BORN: April 21, 1964

FAMILY: wife Andrea; son Nikos; daughter Lucy

EDUCATION

Carroll College – B.S. in physical education and history, 1986

Nevada – Master's in exercise physiology, 1992

JOINED UA STAFF: Jan. 15, 2010

YEARS OF COLLEGIATE EXPERIENCE/

YEARS AT UA: 21/1

RECRUITING TERRITORY: West

Houston, San Antonio, Austin, Central Texas, Arizona, Arizona and Southern California Junior Colleges

COACHING HISTORY

1986Gabbs High School
(head coach)

1987-89 ...Churchill County High School
(head coach)

1990-96Nevada
(assistant coach)

1997-99Nevada
(offensive coordinator)

2000-02Southern Mississippi
(offensive coordinator)

2003Central Missouri
(offensive coordinator)

2004-09Nevada
(offensive coordinator – offensive line)

2010-Arkansas
(assistant coach – offensive line)

PLAYING EXPERIENCE

Carroll College
(outside linebacker) 1982-86

POSTSEASON EXPERIENCE

ASSISTANT COACH

Nevada1992 Las Vegas Bowl

1995 Las Vegas Bowl

1996 Las Vegas Bowl

Southern Miss.....2000 Mobile Alabama Bowl

2002 Houston Bowl

Nevada2005 Hawaii Bowl

2006 MPC Computers Bowl

2007 New Mexico Bowl

2008 Humanitarian Bowl

2009 Hawaii Bowl

Arkansas2011 Sugar Bowl

FOOTBALL



STRENGTH AND CONDITIONING JASON VELTKAMP

Jason Veltkamp enters his fourth season as the head strength and conditioning coach at Arkansas after previous stops at Louisville, Utah and Utah State.

With the selections of Ryan Mallett, D.J. Williams and DeMarcus Love in 2011, he has worked with 43 NFL Draft picks in his career.

The Bozeman, Mont., native spent the four previous years (2004-07) as the head strength and conditioning coach for football at Louisville, including the first three years with head coach Bobby Petrino when the Cardinals earned trips to the Liberty, Gator and Orange bowls.

Before going to Louisville, he was the director of strength and conditioning at the University of Utah from 2001-03 after working as an assistant from 1999-2000.

While with the Utes, the football team won two Mountain West Conference championships, earned three bowl bids, and had wins over Southern California in the 2001 Las Vegas Bowl and Southern Mississippi in the 2003 Liberty Bowl. The men's basketball team also won three conference titles and earned three NCAA Tournament bids with Veltkamp organizing its workouts.

Veltkamp began his career in 1995 as a student assistant and volunteer coach working with the offensive line at Carroll College in Helena, Mont. A little more than a year later he moved into strength and conditioning as the coach for the Helena Ice Pirates Junior "A" hockey team for the 1996 season.

He returned to Carroll and assisted with spring practice before working at Utah State as a graduate assistant from 1997-98. His time at USU saw him work with 14 sports, including football, basketball, volleyball and track.

Athletes he has worked with include four NFL first-round draft picks in defensive tackle Amobe Okoye (Houston), offensive tackle Jordan Gross (Carolina), quarterback Alex Smith (San Francisco) and offensive guard Eric Wood (Buffalo).

He also worked with basketball center Andrew Bogut (Milwaukee). Other professional athletes he has worked with include Jason Spitz (Green Bay), Steve Smith and Maake Kemeoatu (Carolina), Elvis Dumervil (Denver), Michael Bush (Oakland), Kolby Smith (Kansas City), Kerry Rhodes (New York Jets), and Chris Kemeoatu and William Gay, both of whom played for Pittsburgh in Super Bowl XLIII.

The Carroll College graduate was a four-year starter for the Fighting Saints, where he played for Bob Petrino, Sr. A two-time all-conference selection in 1993 and 1994, he also was a team captain in 1994.

Veltkamp earned his master's degree in exercise science from Utah State in 1998 and is certified by the National Strength and Conditioning Association. He also is a member of the Collegiate Strength and Conditioning Coaches Association and American Football Coaches Association.

He and his wife Kristen have two sons, Caden and Colton.



The Veltkamps (l-r): Colton, Kristen, Jason, Caden

PERSONAL

DUTIES: strength and conditioning

BORN: June 1, 1973

FAMILY: wife Kristen; sons Caden and Colton

EDUCATION

Charles M. Russell (Great Falls, Mont.)
HS, 1991

Carroll College -- B.A. in sports
management and coaching, 1996

Utah State -- M.S. in exercise science, 1998

JOINED UA STAFF: Jan. 3, 2008

YEARS OF COLLEGIATE EXPERIENCE/

YEARS AT UA: 12/3

COACHING HISTORY

1997-98 Utah State
(graduate assistant strength coach)

1999-2000 Utah
(assistant strength coach)

2001-03 Utah
(director of strength and conditioning)

2004-07 Louisville
(head strength and conditioning coach)

2008 Arkansas
(head strength and conditioning coach)

PLAYING EXPERIENCE

Carroll College (center), 1991-94

POSTSEASON EXPERIENCE

Player

Carroll College 1993 NAIA Div. II Playoffs

Strength and Conditioning Coach

Utah 1999 Las Vegas Bowl
2001 Las Vegas Bowl
2003 Liberty Bowl

Utah State 1997 Humanitarian Bowl

Louisville 2004 Liberty Bowl
2006 Gator Bowl

Arkansas 2007 Orange Bowl
2010 Liberty Bowl

2011 Sugar Bowl

PROFESSIONAL AFFILIATIONS

National Strength and Conditioning
Association

Collegiate Strength and Conditioning
Coaches Association

FOOTBALL STAFF: Strength and Conditioning Coach Jason Veltkamp

RAZORBACK



KEVIN PEOPLES
DIRECTOR OF HIGH SCHOOL RELATIONS

Kevin Peoples is in his second season as part of the University of Arkansas football staff as the director of high school relations. After spending the last nine seasons at Arkansas State as the defensive line coach, his first season in Fayetteville saw the Razorbacks earn the first BCS selection in school history and play in the Allstate Sugar Bowl.

Peoples coached 11 all-conference selections in his final eight years at Arkansas State. While there, he tutored several players who were chosen as All-Sun Belt Conference honorees, including Corey Williams (2002, 2003), Jon Bradley (2002, 2003), Myron Anderson (2005), Jonathan Najm (2006), Jammarow James (2006), Alex Carrington (2008, 2009) and Bryan Hall (2009). In addition, Carrington was named the 2008 Sun Belt Defensive Player of the Year. Williams and Bradley spent time playing in the NFL, and Carrington was a third-round pick in the 2010 NFL Draft by the Buffalo Bills.

Peoples, who joined the ASU staff in January 2002, was selected from 500 coaches as one of the recipients of the AFLAC National Assistant Coach of the Year Award for the 2002-03 season. The award is set up to recognize those coaches that made a significant contribution to their teams and have generally gone unnoticed.

Prior to coaching at Arkansas State, Peoples spent the 2001 season coaching defensive tackles at Northwestern State University. He spent the 2000 season with the NFL's Las Vegas team after coaching the defensive line and special teams at Northern Arizona in 1999. From 1997-98, Peoples was the defensive line coach at Central Missouri and in 1996, he worked with the defensive ends and the kickoff coverage team at Northwestern State.

Peoples began his coaching career at Carroll College in Montana in 1993 for two years before joining the staff at Blinn Community College in Texas for the 1995 season. The team at Blinn went on to win the national junior college championship in 1995.

He is married to the former Rebecca Chilton of Tucson, Ariz.



MARK ROBINSON
DIRECTOR OF FOOTBALL OPERATIONS

Mark Robinson is in his fourth year as Arkansas' director of football operations after spending four years as a football operations assistant at Texas A&M. He joined head coach Bobby Petrino's staff on Jan. 3, 2008.

Robinson is responsible for managing the football budget, overseeing team travel, monitoring the football squad list, coordinating training table meals and assisting the athletic ticket office with player complimentary tickets. Robinson is the staff liaison to the Southeastern Conference. He also monitors and records all athletic related events for the football program. Robinson oversees all the daily operations of the Arkansas football program.

This past year, at the Allstate Sugar Bowl, Robinson worked with the hotel staff, created daily itineraries, distributed bowl gifts and player per diem funds and coordinated all travel arrangements for the first BCS game in school history. It was Robinson's second bowl trip at UA after he also coordinated the Razorbacks' trip to the 2010 Liberty Bowl.

Robinson earned his bachelor's degree in communications from Appalachian State in 2003 and began his career as a volunteer assistant at Texas A&M during the 2003-04 academic year.

At A&M, he assisted with the day-to-day operations of the program, including team travel, practice, game day operations, recruiting and coaching. He assisted the staff with recruiting letters and videos, worked with the compliance office, handled player guest tickets, coordinated various activities and functions related to three bowl games, assisted with recruiting weekends and official visits, put together a player policy manual and supervised team building activities.

As a volunteer assistant during the 2003 season, he was responsible for quality control during practices, assisted with the creation of the playbook and supervised the player lounge.

Robinson played football at Appalachian State from 1998-2002. The Mountaineers were ranked in the top 10 in the nation in I-AA and earned playoff bids all five seasons. He set the school record with a 615-pound squat lift and received the Strongest Player award on the team his senior year.

The Greensboro, N.C., native is married to the former Valerie Lynch. They have three children, Caroline, who was born in March 2008, Evan, who was born in October 2009, and Nate, who was born in June 2011.



RICHARD OWENS
GRADUATE ASSISTANT - TIGHT ENDS

Richard Owens is entering his second season as a graduate assistant on the University of Arkansas football staff coaching the Razorbacks' tight ends. Owens played collegiately at Louisville before a five-year NFL career in which he played for the St. Louis Rams, Minnesota Vikings and N.Y. Jets.

In his first season at Arkansas, Owens tutored a group led by Mackey Award winner D.J. Williams. Williams, who also won the Disney Spirit Award and was Arkansas' first Sullivan Award finalist in 2010, was the first Razorback to win the Mackey Award, which is given to the nation's top tight end. Williams finished his collegiate career with 152 receptions, the second-highest total in school history and the most by a non-wide receiver, and 1,855 receiving yards, which ranks eighth on UA's all-time list. He was drafted in the fifth round, 141st overall, of the 2011 NFL Draft by the Green Bay Packers to become the earliest-drafted tight end to play for the Razorbacks.

A native of Middleburg, Fla., Owens played tight end and defensive line at Middleburg High School and was a first-team all-area selection. In 2006, his high school number was retired before a Middleburg High School football game.

Owens redshirted at Louisville in 1999 as a freshman. The following year, he played in all 12 games with three starts and was selected to the Conference USA All-Freshman Team at tight end. In 2001, he played in 13 games and had three catches, two of which went for touchdowns. He appeared in all 13 games in 2002 with starts in six of the last seven games and ranked sixth on the team with a career-high 20 catches for 182 yards. As a senior, he played in all 13 games with four starts and finished his career with 36 catches for 371 yards and eight touchdowns while also serving as the Cardinals' long snapper.

After completing his collegiate career, Owens signed as a free agent with the Minnesota Vikings. Owens appeared in 53 NFL games between 2004-09 and started seven contests. He totaled 17 receptions for 141 yards and one touchdown in his career. Owens played for the Vikings from 2004-07 and was named the captain of the special teams in 2005. From 2007-08, was a member of the St. Louis Rams organization before he was signed by the N.Y. Jets in July of 2009.

Owens earned his degree in sports administration from Louisville in 2004. He and his wife, the former Tina Ryan, have one daughter, Rylan.



BRANDON SHARP
GRADUATE ASSISTANT - DEFENSE

Brandon Sharp is entering his first season as a graduate assistant on the University of Arkansas football staff working with the defense. Sharp played collegiately at Louisville and spent time in the NFL as a member of the Tennessee Titans and Chicago Bears.

Sharp lettered at Louisville from 2003-06 and was part of the Bobby Petrino-coached team that beat Wake Forest 24-13 in the 2007 Orange Bowl, the first BCS Bowl game in Cardinals' history. Sharp appeared in 46 career games at Louisville and finished his career with 120 tackles, 14 pass breakups, two forced fumbles and two interceptions.

As a senior, he earned second-team All-Big East acclaim after collecting 50 tackles, 5.0 for loss with 2.5 sacks, seven pass breakups and one forced fumble. His junior season, he ranked seventh on the team with 48 tackles, 2.0 for loss, and added four pass breakups and one interception.

Sharp, a native of Jacksonville, Fla., helped The Bolles School to a 14-1 record and the Florida Class 2A state title as a senior, as he earned second-team all-state accolades and led the city with nine interceptions. His junior season, he made four interceptions while helping lead Bolles to an 11-2 mark and a district title.

He was signed by the Tennessee Titans and participated in three pre-season games in 2007. Later that season, he was signed to the Chicago Bears practice squad.

Sharp earned his bachelor's degree in sports administration from Louisville in 2007.



WAQA DAMUNI
ASSOCIATE DIRECTOR - FOOTBALL
STUDENT-ATHLETE ACADEMIC SUCCESS
AND ACHIEVEMENT

Waqa Damuni is entering his fourth year as an Associate Director of Academic Support for the Razorbacks. Damuni's responsibilities include tracking NCAA initial and continuing eligibility, coordinating

FOOTBALL STAFF: Support Staff

FOOTBALL

the academic affairs for football student-athletes, and assisting the coaching staff with recruiting and day-to-day operations.

Damuni joined the Arkansas staff in the spring of 2008. Under Damuni's tutelage, the Razorback football team posted its highest GPA in the history of Razorback football. In his first year at Arkansas, Damuni was responsible for the restructuring of the entire football academic program and implemented a monitoring and reporting system for football student-athletes.

Prior to landing in Fayetteville, Damuni made stops at Colorado, Memphis, and his alma mater, Utah State University, where he was an assistant director, counselor and graduate assistant, respectively. Some of the duties he has held include working with numerous men's and women's teams by assisting each of his coaching staffs with on-campus recruiting and a shared academic vision of the university with prospective student-athletes.

Damuni was a counselor for the State of Utah-Juvenile Justice Services in Logan, Utah, serving in different capacities including detention, family crisis intervention and community outreach services. He also served as the liaison between the Juvenile Justice Services and the Hispanic community in the Cache Valley area. He is fluent in Spanish after serving a two-year church mission in Monterrey, Mexico.

Damuni earned both his undergraduate and graduate degrees from Utah State University in Logan, Utah. He received his bachelor of arts degree in sociology in 1998 with minors in social work and Spanish. He went on to earn a master's degree in business information systems in 2005. He began his football career as a tight end at Dixie Junior College in St. George, Utah, and was recruited by Coach Bobby Petrino to Utah State University under head coach John L. Smith. A three-year letterman, he helped the Aggies win back-to-back Big West Conference championships, including a trip to the inaugural Humanitarian Bowl in 1997.

A 2010 graduate of the NCAA Leadership for Ethnic and Minority Institute, Damuni is also a member of the National Association of Academic Advisors for Athletics.

A native of Laie, Hawai'i, he is married to the former Val Tonga of Millbrae, Calif. They have seven children – Emosi, Levani, Junior, Jovesa, Lavinia, Lusiana and Damien.



CHUCK HALL
EQUIPMENT MANAGER

Chuck Hall enters his first season as equipment manager for the University of Arkansas' football team after joining the staff in May of 2011.

Hall will handle the ordering, maintaining and distribution of equipment for the Razorback football team as well as coordinate with the coaching staff to ensure all required practice accessories are where they

should be for appropriate drills and workouts. He comes to Arkansas with experience in the National Football League as well as the Big 12 and Big East.

Hall spent the past two years at Kansas State, where he led the equipment department for head football coach Bill Snyder.

Before working with the Wildcats, Hall served nine seasons at Louisville, including eight as director of equipment operations, where he spent four seasons with UA football head coach Bobby Petrino. Hall spent the 2000 season as Louisville's assistant equipment manager and was promoted prior to the 2001 season.

Hall worked as a student equipment manager at Kansas State from 1995-98 and was hired as a full-time assistant following his graduation. While he was a student, he also served a summer internships with the Washington Redskins and the San Diego Chargers.

He is married to the former Leslie Begshaw. The couple has one child, Averie.



ZACK HIGBEE
DIRECTOR OF FOOTBALL MEDIA RELATIONS

Zack Higbee is in his third year at the University of Arkansas. Higbee joined the Razorback staff in January of 2009 as associate director of media relations. In August of 2010, he was promoted to director of football media relations. Previously, he worked at Florida, UConn and Oklahoma.

At Arkansas, Higbee supervises the media relations office and leads responsibilities for the Razorback football program.

In his media relations career, Higbee successfully promoted the first sophomore ever to win the Heisman Trophy as well as winners of the Maxwell Award (2007 and 2008), Sullivan Award (2007), Davey O'Brien Award (2007), ESPY for Best Male College Athlete (2007 and 2008), Manning Award (2008), Disney Spirit Award (2008 and 2010) and the Mackey Award (2010).

He has also been one of the primary contacts for football teams that have appeared in three BCS games including the 2007 and 2009 BCS National Championship games and the 2011 Sugar Bowl.

Higbee joined the Razorbacks after working the previous six and a half years as one of the primary football contacts at the University of Florida. While at Florida, Higbee coordinated the football game-day operations for the media relations office. His duties included press box set up, supervising game-day staff, production of notes packages and post-game press conference management.

Prior to working with the Gators, Higbee served as the assistant director of athletic communications at Connecticut. While with the Huskies, he was the second media contact for the 2002 Big East regular season and tournament champion men's basketball team as well as for football.

Higbee interned with the Huskies and had a brief stint in the Razorback media relations office after his graduation from Oklahoma in 2000 with a degree in communications. At OU, Higbee was also active in the sports information office as a student assistant.

Higbee is married to the former Jodi Smith and the two have one daughter, McKenna.



DANN KABALA
DIRECTOR OF ON-CAMPUS RECRUITING/
ELIGIBILITY COORDINATOR

Dann Kabala is entering his fourth year with the Razorback football program and his third as the director of on-campus recruiting and eligibility coordinator. He spent his first two seasons as an assistant director for football academic support.

Kabala organizes the recruiting process that has led to two consecutive top-25 recruiting classes. The 2011 class, ranked as the greatest recruiting class in the history of the program, was ranked No. 19 according to Scout.com. The Razorbacks' 2010 class was ranked 20th overall, with the third-ranked defensive line group, according to Tom Lemming. Kabala handles initial eligibility for each incoming football student-athlete. He is responsible for planning and leading all official and unofficial recruiting visits. Kabala is in charge of the logistics and marketing for the Bobby Petrino football camps and creating the camp website. He also assists with the daily operations of the Razorback football program.

Since arriving on campus, Kabala has helped the football team achieve the highest team GPA in the history of the Razorbacks. He also initiated the Game Day Guest Professor program, organized the first annual Razorback scholar-athlete breakfast, implemented the football academic game plan and restructured the entire football academic program. He also has been named to two University Committees, the curriculum review committee and the new university graphic identity committee.

He has worked with nearly every level of football from high school to professional. Kabala began his career as a football operations intern at Indiana University. He spent two seasons with the Jacksonville Jaguars football operations department where he was first introduced to head coach Bobby Petrino and offensive coordinator Garrick McGee.

Kabala's duties with the Jaguars included salary cap management, contract advising, travel and training camp logistics, and assisting head coach Tom Coughlin.

After two seasons with the Jaguars, Kabala was given the opportunity to start the NFL contract-advising company, Access Sports & Entertainment, with current United Football League Commissioner Michael Huyghue. With Access, Kabala ran all aspects of the company's recruiting and football operations.

Kabala spent the next two years as an assistant athletic director and wide receivers/defensive backs and track and field coach for Fox Chapel Area School District in Pittsburgh.

Kabala spent the next three years at the University of Pittsburgh where he worked alongside current Arkansas Vice Chancellor and Director of Athletics Jeff Long. As a graduate assistant with the University of Pittsburgh football program, Kabala was the liaison between the football and the academic staffs. With the Panthers, Kabala also assisted in the operations of the football program, coordinated recruiting visits, organized and coached summer football camps, and broke down film for the defense and special teams.

Kabala earned his MBA from the University of Pittsburgh in 2007. He graduated with high distinction from Indiana University with a degree in sports marketing and management in 2001. Kabala played college football at Johns Hopkins University and was ranked eighth nationally in kickoff return average as a freshman. He is a proud graduate of Fox Chapel Area High School in Pittsburgh, Pa.

He is married to the former Becky King, a kindergarten teacher at Monitor Elementary in Springdale.

FOOTBALL STAFF: Support Staff

RAZORBACK



MATT SUMMERS
HEAD FOOTBALL ATHLETIC TRAINER

Matt Summers is in his third year as the head football athletic trainer. He joined Arkansas' staff July 25, 2009, after gaining experience in both intercollegiate athletics, including the Southeastern Conference, and in the National Football League.

Summers spent the 2008-09 year as senior athletic trainer at the University of Kentucky. He was the director of rehabilitation, generated daily injury reports for coaches, supervised graduate assistants and students, was responsible for the budget and supplies and maintained injury records.

During the 2006 and 2007 football seasons, he was assistant athletic trainer for the NFL's San Diego Chargers. He conducted and monitored the rehabilitation program, monitored the field and communicated with the coaching staff during practices, managed inventory and budgeting and was responsible for the interviewing and hiring of summer students and seasonal interns.

He worked at the University of Louisville from 2003-06 while Bobby Petrino was the head football coach. Summers was a graduate assistant from May 2003 through June 2005 and assistant athletic trainer from 2005 until going to San Diego in 2006.

With the Cardinals, he assisted the head athletic trainer with the prevention, assessment and care of athletic injuries related to football, designed and implemented rehabilitation protocols and recruited and supervised graduate assistants and students. As a graduate assistant, responsibilities included assisting in the design, implementation and documentation of rehabilitation protocols and supervising the student staff.

Summers, who earned his bachelor's degree in education from Kentucky in 2002 and his master's degree in health and wellness from Louisville in 2005, interned with the Chargers during the 2002 NFL season.

He is married to the former Kim Ahr. They have a three-year-old son, Jonathan, and a daughter, Ashlyn, who was born in the summer of 2011.



ANDY WAGNER
DIRECTOR OF SPORTS VIDEO

Andrew Wagner is in his fourth season with the University of Arkansas football team as the director of sports video.

Since arriving in Fayetteville, Wagner and his staff have been instrumental in numerous enhancements to create a conducive environment for the Razorback coaching staff and players to utilize game film. In his efforts, Wagner has overseen the redesign of the video room in the Broyles Center and upgrades to equipment in all player meeting rooms.

Under Wagner's direction, the video department has streamlined the network in order for coaches and players to have open access to watch video. Today, a Razorback player can easily view all of his reps or study tendencies of an opponent, and coaches have instant access to recruiting film online in order to evaluate potential future players.

Additionally, Wagner has been a key developer of UA's first recruiting website, Thisisarkansasfootball.com, where visitors can learn about life as a Razorback through content produced by the athletic department. Most recently, Wagner helped develop the *Petrino Plan* app that was released in the spring of 2011 for iPad, iPhone and Android.

Wagner came to UA after spending eight years with the Jacksonville Jaguars and 10 years overall in the National Football League.

Prior to arriving in Fayetteville, Wagner was an assistant video coordinator with the Jaguars where he broke down game film on opponents, maintained professional and amateur video tape libraries, created highlight tapes and maintained the computer servers that housed Jacksonville's archives.

Wagner's professional career began in the summer of 1998 as an intern with the Indianapolis Colts where he stayed for two seasons.

A native of Indiana, Wagner graduated from Bremen High School in Bremen, Ind., before attending Butler University where he earned a bachelor's of science degree in telecommunications in 1999. Wagner and his wife Karen reside in Springdale with their two daughters, Katelyn, 5, and Makenzie, 4.

SUPPORT STAFF



ELAINA BIFFLE
Learning Specialist



CLARINDA CARR
Adm. Asst. - Head Coach



CHAD CRUNK
Asst. Media Relations Dir.



JAMES DeANGELO
Adm. Asst. - Football



DARCY EDWARDS
Adm. Asst. - Offense



MATT FRANTZ
GA - Athletic Training



CHRIS HAULER
Asst. Athletic Trainer



LAURIE HICKS
Adm. Asst. - Defense



ALEX JACKSON
Intern



STEVE LINTERN
GA - Athletic Training



CHRIS LITT
Asst. Athletic Trainer



DEREK SATTERFIELD
Asst. Media Relations Dir.



KURT SCHMIDT
Asst. Strength & Conditioning



L.D. SCOTT
Intern



ANTOINE SHARP
Asst. Strength & Conditioning



RYAN VOECKS
Asst. Video Coordinator

FOOTBALL STAFF: Support Staff

FOOTBALL

3
JOE ADAMS
 WR, 5-11, 190, SR-3L
 Little Rock, Ark.
 Central Arkansas Christian HS

CAREER SUMMARY: Adams enters the 2011 season ranked ninth on Arkansas' all-time career touchdown receptions list with 14, 11th on the Razorbacks' all-time career receptions list with 110 and 12th on UA's all-time career receiving yards list with 1,758. He has an active streak of 34 consecutive games with at least one reception, covering every game of his Arkansas career, which is the longest active in the SEC and fifth-longest active streak in the NCAA. His five career 100-yard receiving games are tied for the most among 2011 Razorbacks and fourth all-time at Arkansas.

2010: He started four games while appearing in 12, missing only the Vanderbilt game due to an injury. He led the team with a career-high 813 receiving yards and tied for the team lead with six receiving touchdowns. He ranked second among Razorbacks with a career-high 50 receptions, which tied for the ninth-highest single-season total in school history. Adams also ranked second on the team with his average of 96.4 all-purpose yards per game. He ranked second in the SEC and tied for 28th in the NCAA with an average of 15.2 yards per play. Adams finished the season ranked sixth in the SEC with 4.2 receptions per game and seventh in the conference with 67.8 receiving yards per game. He ranked second in the SEC and fifth in the NCAA with an average of 15.56 yards per punt return, the seventh-highest single-season average in school history. His three 100-yard receiving games tied for fifth in the SEC and tied for the fifth-highest single-season total in school history. He tied for seventh in the NCAA with 32 receptions against ranked opponents and was 11th in the country with 403 receiving yards against ranked foes. His 23 receptions of at least 15 yards tied for fifth in the SEC. Adams broke the Arkansas record for longest punt return for a touchdown when he returned a punt 97 yards for a score, tied for the fifth-longest punt return in SEC history, in UA's 38-24 victory vs. Ole Miss. The score was his first career punt return for a touchdown and bettered the previous record of 95 yards set by Ken Hatfield vs. Tulsa in 1963. Adams was named SEC Special Teams Player of the Week following his record-breaking



return, which was the largest portion of his 120 yards on three punt returns, the fifth-highest single-game punt return yardage total in school history. He also made two receptions for 49 yards against the Rebels. His career-high nine receptions vs. No. 6 Ohio State in the Allstate Sugar Bowl are tied for the 10th-highest single-game total in school history. Against the Buckeyes, he collected 120 yards and one touchdown on those nine catches. He was the only receiver to have a 100-yard game against the Buckeyes during the 2010 season, and his 120 receiving yards were the most the Ohio State defense had allowed since Oct. 17, 2009. He opened the season with a career-high 138 receiving yards and two touchdowns, including a career-long 85-yard reception, on six catches in Arkansas' 44-3 win vs. Tennessee Tech. His other 100-yard receiving game came in the Razorbacks' 31-24 win at Georgia, where he piled up 130 receiving yards on six catches. He collected 158 all-purpose yards in UA's 31-7 victory vs. ULM, courtesy of 76 yards on three receptions and five punt returns for a total of 82 yards. Against No. 1 Alabama, Adams made four receptions for 45 yards and carried the ball once for four yards. He caught two passes for 19 yards and one touchdown while also returning two kickoffs for a total of 26 yards in UA's 24-17 victory vs. Texas A&M. He caught a then-career-high-tying seven passes for 87 yards and one touchdown while also rushing once for 12 yards and returning two kickoffs for a total of 37 yards at No. 7 Auburn. Adams recorded three catches for 27 yards in the Razorbacks' 41-20 win at No. 18 South Carolina, then the next week contributed two punt returns for 40 yards, one 17-yard reception and one rush for three yards in a 58-21 Arkansas win vs. UTEP. He had 45 yards on four receptions and one four-yard rush in Arkansas' 38-31 double-overtime win at No. 22 Mississippi State. Adams caught three passes for 60 yards, including a 39-yard touchdown on 4th-and-3 with the Razorbacks holding a one-point lead in the fourth quarter, in Arkansas' 31-23 win vs. No. 6 LSU.

2009: Adams played in 10 games and started in seven as he missed the Auburn, Florida and Ole Miss games due to a medical condition. He was a second-team All-SEC selection by the AP. He finished ninth in the SEC and 95th nationally in receiving yards per game (56.8). He was one of 11 players in the SEC to have multiple 100-yard receiving games in 2009 with two. He was third on the Razorback roster in receiving yards with 568 and fourth in catches with 29. He was tied with Greg Childs for the team lead in touchdown receptions (7) and was second among all receivers in average yards per catch (19.6). He averaged 21.9 yards per catch in the first quarter of all games combined, which led the SEC. Six of his receiving touchdowns came in home games, which tied for 11th nationally. He had a touchdown in seven of 10 games he played in. Against Missouri State in the season opener, he had a then-career-long catch of 40 yards for a touchdown. Adams led Arkansas in receiving for the second straight game against Texas A&M with his first 100-yard receiving game of his career. He had just three catches and accounted for 110 yards in the contest. He returned to action to lead the Razorbacks in receiving with the second 100-yard game of his career against Eastern Michigan, which included a career-best two touchdowns and a season-long 78-yard touchdown catch. Adams ran for his first rushing touchdown against South Carolina on an 18-yard run around the right side. He led Arkansas receivers in receiving yards against Troy with 74 over four catches with a touchdown. Against No. 17 LSU, he ended the regular season with two catches for 13 yards. He gave the Razorbacks a 30-27 lead with his 14-yard touchdown catch late in the fourth quarter. Adams was named the Paul Eells Award winner by the Little Rock Touchdown Club for his efforts during his sophomore season.

2008: Adams appeared in all 12 games in 2008 and started in seven. He finished third on the team in receptions with 31 for 377 yards and a touchdown. He was one of two Razorbacks to have a catch in each game in 2008. In Arkansas' three fourth-quarter game-winning drives, he was thrown to four times and had four catches for 29 yards (1-WIU, 2-ULM, 1-LSU). Adams was named SEC Freshman of the Week on Sept. 8 for his performance against ULM. He finished with a then-career-high seven catches for 89 yards and had one run for nine yards. His seven catches against ULM were the most by a Razorback

RAZORBACK PLAYERS: Returning Players

RAZORBACK

RAZORBACK PLAYERS: Returning Players

since 2007. He had a season-long catch of 33 yards in the ULM win. Adams threw his first career touchdown pass against Auburn, a six-yard pass to Casey Dick. He scored Arkansas' first touchdown of the 2008 season, a 10-yard pass from Casey Dick during the second quarter of the Western Illinois game. He made two catches for 29 yards against Texas including one for 18 yards and a first down. Adams grabbed five catches for 68 yards against Florida, including four first downs. He also had a 16-yard rush against Florida. In the Auburn victory, Adams made a key tackle on an interception to save a touchdown. Auburn ended up with only a field goal on the drive. He made two catches for 24 yards in the Kentucky game, including one for a first down. He had one reception for 23 yards and a first down against Ole Miss and also carried the ball one time for a loss of seven yards. Adams accounted for three catches and a first down against Tulsa with a long reception of 21 yards in the first quarter, which eventually led to a touchdown. He continued his streak of games with a reception against Mississippi State, making one for four yards. He also had one rush for a career-long 19 yards in the game. He made one catch for four yards against LSU.

HIGH SCHOOL: Adams racked up 80 tackles, including 29 assisted stops and 10 tackles for loss, for Central Arkansas Christian as a senior. He was named to the *Arkansas Democrat-Gazette* All-Arkansas team and the *Associated Press* Super Team after tallying 15 pass breakups and five interceptions for 187 yards while playing cornerback and safety. He returned one interception for a 77-yard touchdown. He also earned four sacks, while earning one forced fumble and one fumble recovery. He earned 742 rushing yards and 18 touchdowns rushing. He caught 33 passes for 770 yards and racked up 435 yards in return yardage as a senior. He also threw for a pair of touchdowns. He had a total of 25 touchdowns on the season. In his junior season, he rushed 75 times for 857 yards and 14 touchdowns. He caught 29 passes for 633 yards and nine touchdowns. He averaged 21.8 yards per catch. As a sophomore, he tallied five interceptions. He was a member of the Rivals 250 and was ranked as the No. 2 prospect in the state by the same outlet. *Hawgs Illustrated* ranked him as the No. 2 prospect in Arkansas while *Scout.com* ranked him as the No. 8 cornerback in the nation. He was ranked as the No. 12 cornerback by Rivals and the No. 4 prospect in Arkansas by *HawgSports.com*. He was also recruited by Southern California, Clemson, Georgia, Texas A&M, Oklahoma and Florida.

PERSONAL: Born Nov. 22, 1989, he is the son of Charlotte Allman. He is majoring in criminal justice and sociology.

Joe Adams' Career Statistics

Career Highs

Receptions.....9 - Ohio State, 2011
 Yards.....138 - Tennessee Tech, 2010
 Touchdowns.....2 - Tennessee Tech, 2010; Eastern Michigan, 2009
 Long Reception.....85 - Tennessee Tech, 2010
 Long Punt Return.....97 - Ole Miss, 2010

Career Stats - Receiving

Year	G/GS	Rec.	Yds	TD	Lg	Rec/G	Avg/C	Avg/G
2008	12/7	31	377	1	33	2.6	12.2	31.4
2009	10/7	29	568	7	78	2.9	19.6	56.8
2010	12/4	50	813	6	85	4.2	16.3	67.8
Total	34/18	110	1,758	14	85	3.2	16.0	51.7

Career Game-by-Game

2008

Date	Opponent	Rec	Yds	TD	Lg	Rush	Yds	TD	LG
8/30	W. Illinois	3	32	1	15	1	11	0	11
9/6	vs. ULM+	7	89	0	33	1	9	0	9
9/20	Alabama	1	7	0	7	0	0	0	0
9/27	at Texas	2	29	0	18	0	0	0	0
10/4	Florida	5	68	0	31	1	16	0	16
10/11	at Auburn	4	60	0	31	0	0	0	0
10/18	at Kentucky	2	24	0	16	0	0	0	0
10/25	Ole Miss	1	23	0	23	1	-7	0	0
11/1	Tulsa	3	30	0	21	0	0	0	0
11/8	at S. Carolina	1	7	0	7	1	-2	0	0
11/22	at Miss. State	1	4	0	4	1	19	0	19
11/28	LSU+	1	4	0	4	0	0	0	0

+Little Rock, Ark.

2009

Date	Opponent	Rec	Yds	TD	Lg	Rush	Yds	TD	LG
9/5	Missouri State+	4	70	1	40	0	0	0	0
9/19	Georgia	3	55	1	21	0	0	0	0
9/26	at Alabama	6	81	0	25	0	0	0	0
10/3	vs. Texas A&M^	3	110	0	67	1	15	0	15
10/10	Auburn	--DNP--							
10/17	at Florida	--DNP--							
10/24	at Ole Miss	--DNP--							
10/31	E. Michigan	3	109	2	78	0	0	0	0
11/7	S. Carolina	2	2	0	3	2	17	1	18
11/14	Troy	4	74	1	25	0	0	0	0
11/21	Miss. State+	1	39	1	39	1	-4	0	0
11/28	at LSU	2	13	1	14	1	3	0	3
1/2	vs. E. Carolina#	1	15	0	15	0	0	0	0

+Little Rock, Ark.

^Arlington, Texas

#Liberty Bowl, Memphis, Tenn.

2010

Date	Opponent	Rec.	Yds	TD	Lg	Rush	Yds	TD	Lg	Punt Ret.	Yds	TD	Lg
9/4	Tenn. Tech	6	138	2	85	0	0	0	0	1	7	0	7
9/11	ULM+	3	76	0	47	0	0	0	0	5	82	0	19
9/18	at Georgia	6	130	0	39	0	0	0	0	1	1	0	1
9/25	Alabama	4	45	0	19	1	4	0	4	0	0	0	0
10/9	vs. Texas A&M^	2	19	1	19	0	0	0	0	1	1	0	1
10/16	at Auburn	7	87	1	24	1	12	0	12	0	0	0	0
10/23	Ole Miss	2	49	0	32	0	0	0	0	3	120	1	97
10/30	Vanderbilt	--DNP--											
11/6	at S. Carolina	3	27	0	12	0	0	0	0				
11/13	UTEP	1	17	0	17	1	3	0	3	2	40	0	26
11/20	at Miss. State	4	45	0	21	1	4	0	4	0	0	0	0
11/27	LSU+	3	60	1	39	2	9	0	9	1	0	0	0
1/4	vs. Ohio State#	9	120	1	21	0	0	0	0	2	-2	0	0

+Little Rock, Ark.

^Arlington, Texas

#Sugar Bowl

13

SETH

ARMBRUST

S, 5-9, 190, SR-1L

Little Rock, Ark.

Catholic HS/Air Force Academy

CAREER SUMMARY: Armbrust has appeared in 14 games in two seasons at Arkansas after transferring from the Air Force Academy. He has blocked two punts, including one he returned for a touchdown, and made seven tackles in his time as a Razorback.

2010: He appeared in Arkansas' season-opening 44-3 win vs. Tennessee Tech before suffering a season-ending injury.


2009: Armbrust played in all 13 games for Arkansas, mostly appearing on special teams. He led the team with two blocked punts on the season. The first came when he blocked a punt, then scooped and scored against Eastern Michigan on Homecoming. The second came late in the third quarter of a 20-17 overtime victory against East Carolina in the 2010 AutoZone Liberty Bowl. Armbrust was also the lead blocker on kickoff returns for Dennis Johnson, who set a school record with 40 returns for 1,031 yards. Armbrust returned five kicks for a total of 82 yards with a long of 21 (against Florida) and averaged 9.8 all-purpose yards a game. He collected seven total tackles on the year. Six of his tackles came on special teams, which ranked as the sixth-highest total on the squad. He was nominated for the 2009 Rudy Award, which honors student-athletes who demonstrate exemplary character, courage, contribution and commitment as members of their team on and off the field.

2008: He did not see any game action and spent the season practicing with the scout team. He joined the team in the spring and played fullback, but did not have any carries in the Red-White Spring Game or the two other major scrimmages.


FOOTBALL

HIGH SCHOOL: He prepped at Catholic High in Little Rock for Coach Scooter Register. A two-time all-conference pick, he earned all-state honors as a senior in 2005. He led his team to an 11-2 record and into the state semifinals. A team captain and a strong safety, he had 105 tackles, four fumble recoveries, two interceptions and scored four touchdowns. He was a high school teammate of current Razorback Jake Bequette.

PERSONAL: Born Oct. 14, 1987, he is the son of Ken Armbrust and Debbie Norris. He is majoring in recreation and sport management. He attended the Air Force Academy in 2006-07 before transferring to Arkansas in 2008. He was named to Arkansas' Lon Farrell Academic Honor Roll for spring 2008. He was named to the Athletic Director's Honor Roll for the fall of 2008. He was named to the SEC Academic Honor Roll and the Athletic Director's List for the fall of 2009 and the fall of 2010.



99
LAVUNCE
ASKEW



DT, 6-3, 290, SR-3L
Camden, Ark.
Fairview HS

CAREER SUMMARY: Askew has appeared in 31 games with seven starts. In his career, he has 45 tackles, 6.0 for loss, 2.5 sacks, two quarterback hurries and one forced fumble.

2010: He appeared in all 13 games with five starts for the Razorbacks and made 22 total tackles, including 3.5 tackles for loss and 1.0 sack. He tied his career high with four tackles in Arkansas' 31-23 win vs. No. 6 LSU. The sack, for minus-11 yards, came in UA's 49-14 victory vs. Vanderbilt. Askew totaled three tackles, including 0.5 for loss, in the Razorbacks' 31-7 defeat vs. ULM and also made three tackles vs. No. 1 Alabama. He opened the season with 1.0 tackle for loss in a 44-3 victory vs. Tennessee Tech and also made 1.0 tackle for loss at No. 7 Auburn. He recorded two tackles in Arkansas' 31-24 win at Georgia, as well as in victories vs. Ole Miss, at No. 18 South Carolina and at No. 22 Mississippi State. He ended the season with one assisted tackle vs. No. 6 Ohio State in the Allstate Sugar Bowl.

2009: Askew appeared in 10 games for the Razorbacks, including a start against Troy. He collected 18 total tackles including 2.5 for a loss of nine yards. He also tacked on 1.5 sacks for eight yards. Askew defended a pass and recorded one quarterback hurry against Missouri State to open the season. He set his career high with four tackles in the victory over Troy.

2008: As a true freshman, he played in eight games with one start. He started the season finale against LSU after earlier earning snaps against Western Illinois, ULM, Alabama, Texas, Florida, Ole Miss and Mississippi State. He had five tackles for the season with a forced fumble and one quarterback hurry. In the opener against Western Illinois, he had a season-high two tackles, both solo stops. He had one tackle against ULM, another solo tackle, along with the hurry. He followed with assisted tackles the next two games against Alabama and at Texas. His forced fumble also came at Texas. He did not record any statistics against Florida, Ole Miss, Mississippi State or LSU.

HIGH SCHOOL: He was named to the AP Super Team following his senior season at Fairview. He helped his squad to a 12-1 record and a 5A state semifinal berth under head coach Buck James. As a senior, he racked up 58 tackles, including 37 unassisted stops and 21 assisted tackles, seven tackles for loss, seven sacks, six quarterback hurries, two forced fumbles and a fumble recovery. During his junior season, he tallied 68 tackles, including 20 stops for a loss. He registered seven sacks and one fumble recovery. He also added a rushing score. As a

sophomore, he had 65 tackles (20 tackles for loss), five sacks and one fumble recovery. *Rivals.com* ranked him the No. 48 defensive tackle in the nation and the No. 8 overall prospect in the state of Arkansas. He was rated No. 7 in the *HawgsSports.com* Natural 21 rankings and as the No. 8 state prospect by *Hawgs Illustrated*. He was ranked as the No. 41 player at his position and the No. 8 overall recruit in the state by *Scout.com*. He was also recruited by Ole Miss, Tennessee, Texas Tech, Oklahoma and Oklahoma State.

PERSONAL: Born Jan. 2, 1989, he is the son of Kenneth and Mildred Askew. He is majoring in sociology.

Lavunce Askew's Career Statistics

Career Highs

Tackles..... 4 - LSU, 2010; Troy, 2009

Tackles for Loss 1.0 - Vanderbilt, 2010; Auburn, 2010; Tennessee Tech, 2010; LSU, 2009

Sacks 1.0 - Vanderbilt, 2010

Career Stats - Tackles

Year	G/GS	UA-A	Total	TFL-Yds	Sack-Yds	QBH	FF
2008	8/1	3-2	5	0.0-0	0.0-0	1	1
2009	10/1	6-12	18	2.5-9	1.5-8	1	0
2010	13/5	10-12	22	3.5-19	1.0-11	0	0
Total	31/7	19-26	45	6.0-28	2.5-19	2	1

Career Game-by-Game

2008

Date	Opponent	UA-A	Total	TFL-Yds	Sack-Yds	QBH	FF	FR
8/30	W. Illinois	2-0	2	0.0-0	0.0-0	0	0	0
9/6	ULM+	1-0	1	0.0-0	0.0-0	1	0	0
9/20	Alabama	0-1	1	0.0-0	0.0-0	0	0	0
9/27	at Texas	0-1	1	0.0-0	0.0-0	0	1	0
10/4	Florida	0-0	0	0.0-0	0.0-0	0	0	0
10/11	at Auburn	--DNP--						
10/18	at Kentucky	--DNP--						
10/25	Ole Miss	0-0	0	0.0-0	0.0-0	0	0	0
11/1	Tulsa	--DNP--						
11/8	at S. Carolina	--DNP--						
11/22	at Miss. State	0-0	0	0.0-0	0.0-0	0	0	0
11/28	LSU+	0-0	0	0.0-0	0.0-0	0	0	0

+Little Rock, Ark.

2009

Date	Opponent	UA-A	Total	TFL-Yds	Sack-Yds	QBH	FF	FR
9/5	Missouri State+	0-3	3	0.5-2	0.5-2	1	0	0
9/19	Georgia	--DNP--						
9/26	at Alabama	2-0	2	0.0-0	0.0-0	0	0	0
10/3	vs. Texas A&M^	0-1	1	0.0-0	0.0-0	0	0	0
10/10	Auburn	1-0	1	0.0-0	0.0-0	0	0	0
10/17	at Florida	--DNP--						
10/24	at Ole Miss	--DNP--						
10/31	E. Michigan	0-0	0	0.0-0	0.0-0	0	0	0
11/7	S. Carolina	0-2	2	0.5-3	0.5-3	0	0	0
11/14	Troy	1-3	4	0.5-3	0.5-3	0	0	0
11/21	Miss. State+	1-0	1	0.0-0	0.0-0	0	0	0
11/28	at LSU	1-1	2	1.0-1	0.0-0	0	0	0
1/2	vs. E. Carolina#	0-2	2	0.0-0	0.0-0	0	0	0

+Little Rock, Ark.
^Arlington, Texas
#Liberty Bowl

2010

Date	Opponent	UA-A	Total	TFL-Yds	Sack-Yds	QBH	FF	FR
9/4	Tenn. Tech	1-0	1	1.0-6	0.0-0	0	0	0
9/11	ULM+	0-3	3	0.5-1	0.0-0	0	0	0
9/18	at Georgia	1-1	2	0.0-0	0.0-0	0	0	0
9/25	Alabama	2-1	3	0.0-0	0.0-0	0	0	0
10/9	vs. Texas A&M^	0-0	0	0.0-0	0.0-0	0	0	0
10/16	at Auburn	1-0	1	1.0-1	0.0-0	0	0	0
10/23	Ole Miss	1-1	2	0.0-0	0.0-0	0	0	0
10/30	Vanderbilt	1-0	1	1.0-11	1.0-11	0	0	0
11/6	at S. Carolina	2-0	2	0.0-0	0.0-0	0	0	0
11/13	UTEP	0-0	0	0.0-0	0.0-0	0	0	0
11/20	at Miss. State	0-2	2	0.0-0	0.0-0	0	0	0
11/27	LSU+	1-3	4	0.0-0	0.0-0	0	0	0
1/4	vs. Ohio State#	0-1	1	0.0-0	0.0-0	0	0	0

+Little Rock, Ark.
^Arlington, Texas
#Sugar Bowl

RAZORBACK PLAYERS: Returning Players

RAZORBACK

67

**ALVIN
BAILEY**



OG, 6-5, 319, SO-1L
Broken Arrow, Okla.
Broken Arrow HS

14

**ERIC
BENNETT**



S, 6-0, 200, SO-1L
Tulsa, Okla.
Booker T. Washington HS

CAREER SUMMARY: Bailey has started all 13 games of his Razorback career and blocked for the first season in school history with a 3,000-yard passer and a 1,000-yard rusher. He was named to the FWAA Freshman All-America Team in 2010.

2010: He started all 13 games for the Razorbacks as Arkansas was the only school in the SEC to start the same offensive line every game in 2010. He was named to the FWAA Freshman All-America Team and the SEC All-Freshman Team. The line allowed Arkansas to break 24 game or season school records on offense. He blocked for the first season in UA history with a 3,000-yard passer and a 1,000-yard rusher. Quarterback Ryan Mallett set the Arkansas single-season passing yards record with 3,869 and running back Knile Davis posted the fourth-highest single-season rushing yards total in program history with 1,322 yards. The Razorbacks were the only team in the country to boast a 3,000-yard passer, a 1,000-yard rusher and five 600-yard receivers. Arkansas finished the season first in the SEC and fourth in the NCAA in passing (333.7), becoming just the third team since 1992 to lead the conference in passing in consecutive seasons. The Razorbacks also ranked second in the SEC and ninth in the country in total offense (482.5) and second in the conference and 17th in the NCAA in scoring offense (36.5).

2009: He redshirted in 2009 and practiced with the scout team.

HIGH SCHOOL: He anchored the offensive line for Broken Arrow for three straight years. During his senior season, Bailey recorded 116 knockdowns and did not allow a sack. He graded out at 89 percent on the year. Bailey guided the Tigers to a breakout season in 2008, helping the squad defeat eventual Class 6A state champion Tulsa Union in the opening week of the season. He was named to the 2008 all-state team by the *Daily Oklahoman* and was an all-district Class 6A honoree. He was ranked the No. 27 offensive guard in the nation and the No. 13 prospect in Oklahoma by *Rivals.com*. He bench pressed more than 400 pounds and squatted 590 pounds. He was coached at Broken Arrow High School by Ron Lancaster. Bailey was also recruited by Iowa State, Kansas, Kansas State, Michigan State and Nebraska.

PERSONAL: Born Aug. 26, 1991, he is the son of Alvin Sr. and Delores Bailey. His father was a basketball player for the Razorbacks in the late 1970s. He is majoring in recreation and sports management.

CAREER SUMMARY: Bennett appeared in 12 games at cornerback as a true freshman in 2010. He was moved to safety in the spring of 2011.

2010: He appeared in 12 games, missing only Arkansas' 38-24 win vs. Ole Miss, and made 15 tackles, 1.0 for loss, with one fumble recovery and one pass breakup. Bennett made his Razorback debut in his first game on campus and made three tackles in UA's 44-3 win vs. Tennessee Tech. He posted a season-high seven tackles with one fumble recovery and one pass breakup in the Razorbacks' 38-31 double-overtime victory at No. 22 Mississippi State. He made one tackle in UA's 31-24 win at Georgia. He made two tackles, 1.0 for loss, in Arkansas' 49-14 win vs. Vanderbilt and also recorded two tackles in a 58-21 victory vs. UTEP.

HIGH SCHOOL: Bennett was a versatile athlete who played quarterback, running back, wide receiver and cornerback at Booker T. Washington High School and was one of the top-rated players in the state of Oklahoma. He was chosen as the No. 37 cornerback in the nation by *Scout.com* and the No. 49 athlete nationally by *Rivals.com*. He was also the No. 10 ranked prospect in Oklahoma by *Rivals.com*. He was named a 2009 first-team Oklahoma 5A All-State honoree as an all-purpose player. He played in only seven games as a senior due to a shoulder injury and completed 54-of-96 passes for 873 yards and nine touchdowns. He also carried the ball 100 times for 581 yards and five touchdowns. He had one of his top performances of the season in the top-ranked Hornets' 27-6 victory over No. 2 Carl Albert. Against the Titans, he carried the ball 11 times for 185 yards, including a season-long 67-yard run, and he threw for a touchdown. Against Broken Arrow, he had 22 runs for 118 yards and two touchdowns. He also completed 15-of-25 passes for 197 yards and a touchdown. As a junior, he led the Hornets to a 13-1 record and the class 5A state championship while passing and rushing for more than 1,000 yards and scoring 27 touchdowns. On defense, he had 11 tackles and one interception. He also ran track and clocked a 10.7-second time in the 100 meters. He was recruited by Oklahoma, Oklahoma State, Tennessee, Kansas State, Iowa State, Oregon State and Texas Tech.

PERSONAL: Born Jan. 17, 1992, he is the son of Eric, Sr., and Stacy Bennett. He is enrolled in the Fulbright College of Arts and Sciences. Bennett attended the same high school as UA offensive coordinator and quarterbacks coach Garrick McGee.




RAZORBACK PLAYERS: Returning Players

FOOTBALL

91

JAKE BEQUETTE

DE, 6-5, 271, SR-3L
Little Rock, Ark.
Catholic HS



CAREER SUMMARY: Bequette enters the 2011 season tied for 10th on Arkansas' all-time career sacks list with 13.5. His 19 career quarterback hurries and 13.5 sacks lead all 2011 Razorbacks, while his 32 career starts lead all Razorback defensive linemen and are tied for second among the 2011 team. He was one of 42 defensive players named to the 2011 Lott IMPACT Trophy Watch List.

2010: He started all 13 games for the Razorbacks and was a second-team All-SEC selection by the AP and coaches. He finished the season with 32 tackles, including 8.5 for loss and a career-high seven sacks, and tied for the team lead with five quarterback hurries. His team-leading sack total tied for fifth in the SEC and is tied for the eighth-highest single-season total in Arkansas history. He recorded one sack in four straight games, beginning vs. ULM and continuing through the Texas A&M contest. Bequette made a season-high six tackles, including 1.0 sack, forced one fumble and had one pass breakup in Arkansas' 38-24 win vs. Ole Miss. He made three tackles, 1.5 for loss, 1.0 sack and forced one fumble in UA's 31-7 victory vs. ULM. He recorded five tackles, including a third-down sack that forced a punt with less than one minute to play in a tie game, in UA's 31-24 victory at Georgia. He made three tackles with 1.0 sack vs. No. 1 Alabama. He made five tackles, including 1.5 for loss and 1.0 sack, and had one pass breakup in the Razorbacks' 24-17 win vs. Texas A&M. He also made one tackle in the Razorbacks' 41-20 win at No. 18 South Carolina and contributed one quarterback hurry in UA's 49-14 win vs. Vanderbilt. He made two tackles, including 1.0 sack, and recorded one quarterback hurry in UA's 58-21 win vs. UTEP. He recorded four tackles, including 1.0 sack, in Arkansas' 38-31 double-overtime win at No. 22 Mississippi State. He recorded one tackle and one quarterback hurry in Arkansas' 31-23 win vs. No. 6 LSU. In the Allstate Sugar Bowl vs. No. 6 Ohio State, Bequette made one tackle, 0.5 for loss that resulted in a safety, and had one pass breakup.

2009: He played in all 13 games with eight starts. He tied for the team lead with 5.5 sacks and tied for 11th in the SEC with 0.42 per game. He also led the team with eight quarterback hurries. Bequette was 11th on the team with 39 tackles, third with 9.0 tackles for loss, second with two forced fumbles and tied for second with two fumble recoveries. He opened the year with two tackles and a hurry against Missouri State. He had three stops against Georgia. He made five tackles with two stops for six yards in losses, and had a hurry at Alabama. Bequette had two tackles with a half a TFL and two hurries against Texas A&M. He made three tackles with a half a TFL, recovered the first fumble of his career and broke up a pass against Auburn. At Florida, he had three tackles with two sacks and the first forced fumble of his career, which came on a hit on Tim Tebow. He had one stop against Ole Miss and four with a hurry against Eastern Michigan. He had two hurries against South Carolina. Bequette had two tackles and a pass breakup against Troy. He had five tackles, all solo, with three sacks for 22 yards, a forced fumble and a fumble recovery against Mississippi State. He was named honorable mention defensive lineman of the week by College Football Performance Awards following the MSU contest. His three sacks against Mississippi State were the most by any Razorback player in a game in 2009. He had a season-high seven tackles at LSU with a half sack and half a TFL, and one hurry. He had two tackles in the AutoZone Liberty Bowl overtime victory over East Carolina.

2008: He played in all 12 games and started the last 11 contests of the season. He had 41 tackles with 3.5 tackles for 17 yards in losses, a four-yard sack and six quarterback hurries in earning SEC All-Freshman honors from the league's coaches. In the opener against Western Illinois, he had a solo tackle and a quarterback hurry. In his first start, against ULM, he had three tackles, a four-yard sack, a hurry and a pass breakup. After making an assisted tackle against Alabama, he had seven tackles against Texas with a four-yard TFL. He had four stops against Florida and followed with seven at Auburn. The next two games, he had two stops against Kentucky and three against Ole Miss. He made seven tackles with a five-yard TFL and a hurry against Tulsa. He ended the season with one tackle at South Carolina, two at Mississippi State and three with a half TFL for four yards against LSU.

2007: He used his redshirt year to gain experience working on the scout team. He also improved his strength and gained 10 pounds.

HIGH SCHOOL: Named to the AP Arkansas Super Team as a senior, he had six sacks, an interception, two forced fumbles and two fumble recoveries for head coach Scooter Register at Catholic. He had 8.5 sacks as a junior, helping his team go 11-2 and advance to the state semifinals. *Hawgs Illustrated* and *Scout.com* ranked him the No. 12 prospect in the state while *Rivals.com* listed him at No. 15. *Rivals* listed him as the No. 56 strong side defensive end in the nation while *Scout* listed him as the No. 93 overall end in the country.

PERSONAL: Born Feb. 21, 1989, he is the son of Jay and Cindy Bequette. He earned his bachelor's degree in finance and is pursuing a master's degree. He is the fourth member of the Bequette family to play football at Arkansas. His father played from 1980-82, his uncle Chris from 1984-87 and his grandfather George from 1954-56. He was named to the SEC's Freshman Academic Honor Roll and Arkansas' Lon Farrell Academic Honor Roll for the 2007-08 academic year, and to the Razorback Honor Roll for the 2008-09 year. He was named to the SEC Academic Honor Roll and the Athletic Director's List in the fall of 2009 and the fall of 2010.

Jake Bequette's Career Statistics

Career Highs

Tackles.....7 - Tulsa, 2008; Auburn, 2008; Texas, 2008
Tackles for Loss.....3.0 - Mississippi State, 2009
Sacks.....3.0 - Mississippi State, 2009

Career Stats - Tackles

Year	G/GS	UA-A	Total	TFL-Yds	Sack-Yds	QBH	PD	FF	FR
2008	12/11	19-22	41	3.5-17	1.0-4	6	1	0	0
2009	13/8	20-19	39	9.0-48	5.5-37	8	2	2	2
2010	13/13	15-17	32	8.5-40	7.0-36	5	3	1	1
Total	38/32	54-58	112	21-105	13.5-77	19	6	3	3

Career Game-by-Game

2008

Date	Opponent	UA-A	Total	TFL-Yds	Sack-Yds	QBH	PD	SAF	FF	FR
8/30	W. Illinois	1-0	1	0.0-0	0.0-0	1	0	0	0	0
9/6	ULM+	1-2	3	1.0-4	1.0-4	1	1	0	0	0
9/20	at Alabama	0-1	1	0.0-0	0.0-0	1	0	0	0	0
9/27	at Texas	4-3	7	1.0-4	0.0-0	0	0	0	0	0
10/4	Florida	2-2	4	0.0-0	0.0-0	0	0	0	0	0
10/11	at Auburn	4-3	7	0.0-0	0.0-0	1	0	0	0	0
10/18	at Kentucky	0-2	2	0.0-0	0.0-0	1	0	0	0	0
10/25	Ole Miss	1-2	3	0.0-0	0.0-0	0	0	0	0	0
11/1	Tulsa	4-3	7	1.0-5	0.0-0	1	0	0	0	0
11/8	at S. Carolina	0-1	1	0.0-0	0.0-0	0	0	0	0	0
11/22	at Miss. State	2-0	2	0.0-0	0.0-0	0	0	0	0	0
11/28	LSU+	0-3	3	0.5-4	0.0-0	0	0	0	0	0

+Little Rock, Ark.

2009

Date	Opponent	UA-A	Total	TFL-Yds	Sack-Yds	QBH	PD	SAF	FF	FR
9/5	Missouri State+	0-2	2	0.0-0	0.0-0	1	0	0	0	0
9/19	Georgia	0-3	3	0.0-0	0.0-0	0	0	0	0	0
9/26	at Alabama	2-3	5	2.0-6	0.0-0	1	0	0	0	0
10/3	vs. Texas A&M^	1-1	2	0.5-2	0.0-0	2	0	0	0	0
10/10	Auburn	3-0	3	0.5-3	0.0-0	0	1	0	0	1
10/17	at Florida	3-0	3	2.0-12	2.0-12	0	0	0	1	0
10/24	at Ole Miss	1-0	1	0.0-0	0.0-0	0	0	0	0	0
10/31	E. Michigan	3-1	4	0.0-0	0.0-0	1	0	0	0	0
11/7	S. Carolina	0-0	0	0.0-0	0.0-0	2	0	0	0	0
11/14	Troy	1-1	2	0.0-0	0.0-0	0	1	0	0	0

RAZORBACK PLAYERS: Returning Players

RAZORBACK

11/21	Miss. State+	5-0	5	3.0-22	3.0-22	0	0	0	1	1
11/28	at LSU	0-7	7	1.0-3	0.5-3	1	0	0	0	0
1/2	vs. E. Carolina#	1-1	2	0.0-0	0.0-0	0	0	0	0	0

+Little Rock, Ark.
^Arlington, Texas
#Liberty Bowl

2010

Date	Opponent	UA-A	Total	TFL-Yds	Sack-Yds	QBH	PD	SAF	FF	FR
9/4	Tenn. Tech	1-0	1	0.0-0	0.0-0	2	0	0	0	0
9/11	ULM+	1-2	3	1.5-4	1.0-3	0	0	0	0	1
9/18	at Georgia	2-3	5	1.0-8	1.0-8	0	0	0	0	0
9/25	Alabama	2-1	3	1.0-5	1.0-5	0	0	0	0	0
10/9	vs. Texas A&M^	1-4	5	1.5-5	1.0-4	0	1	0	0	0
10/16	at Auburn	0-0	0	0.0-0	0.0-0	0	0	0	0	0
10/23	Ole Miss	3-3	6	1.0-2	1.0-2	0	1	0	1	0
10/30	Vanderbilt	0-0	0	0.0-0	0.0-0	1	0	0	0	0
11/6	at S. Carolina	1-0	1	0.0-0	0.0-0	0	0	0	0	0
11/13	UTEP	1-1	2	1.0-9	1.0-9	1	0	0	0	0
11/20	at Miss. State	3-1	4	1.0-5	1.0-5	0	0	0	0	0
11/27	LSU+	0-1	1	0.0-0	0.0-0	1	0	0	0	0
1/4	vs. Ohio State#	0-1	1	0.5-2	0.0-0	0	1	1	0	0

+Little Rock, Ark.
^Arlington, Texas
#Sugar Bowl

14 DYLAN BREEDING



P, 6-1, 211, JR-2L
Hoover, Ala.
Hoover HS

CAREER SUMMARY: Breeding enters the 2011 season tied for eighth on Arkansas' all-time career punt average list with a mark of 40.5 yards per punt and ranking 13th on UA's all-time career punting yardage list with 4,571. He has appeared in 25 games and punted 113 times with a long of 60 vs. Texas A&M and has placed 32 inside the 20-yard line.

2010: He appeared in all 13 games for the Razorbacks and averaged 42.5 yards per punt on 52 punts with a long of 60 that came vs. Texas A&M. He placed 18 punts inside the 20-yard line and had 10 of at least 50 yards. Breeding was nominated for the Brandon Burlsworth Trophy, which goes to the nation's most outstanding player who began his career as a walk-on, and the Rudy Award, which honors student-athletes who demonstrate exemplary character, courage, contribution and commitment as members of their team on and off the field. He boomed a career-long 60 yarder as part of an eight-punt performance that included four inside the 20-yard line and two longer than 50 yards in the Razorbacks' 24-17 victory vs. Texas A&M. He punted three times, including a then-career-long of 59 yards, while averaging 45.7 yards per punt in UA's 31-7 win vs. ULM. He punted six times, averaging 47.3 yards per punt, with a long of 57 as well as picked up an errant snap and rushed for five yards to convert a first down and keep a first-quarter drive alive in Arkansas' 31-24 win at Georgia. He punted seven times, with a long of 54, and placed two inside the 20-yard line while also making one tackle in Arkansas' 38-24 victory vs. Ole Miss. Breeding also averaged at least 40 yards per punt at No. 7 Auburn, at No. 18 South Carolina, vs. UTEP and vs. No. 6 LSU. Breeding concluded his season with seven punts for a 43.7 average with four inside the 20, including three downed inside the 10-yard line, in the Allstate Sugar Bowl vs. No. 6 Ohio State.

2009: Breeding appeared in 12 games for the Razorbacks, missing only the Eastern Michigan contest. He led the squad in punts with 61 for a total of 2,359 yards and an average of 38.7. He recorded his season long of 54 yards against Texas A&M and a career-high number of punts, nine, against Alabama. He had one punt blocked against Alabama. On the season, he downed 14 punts inside the 20-yard line. Against Alabama, Florida and East Carolina, three of Breeding's punts were inside the 20-yard line.

HIGH SCHOOL: At Hoover High School, he was a member of two state runner-up teams under coach Josh Niblett. He also lettered in baseball.

PERSONAL: Born Sept. 14, 1990, he is the son of Marve and Kerri Breeding. He is majoring in business marketing and was named to the Athletic Director's List for the fall of 2009. He was named to the SEC Academic Honor Roll and the Athletic Director's List for the fall of 2010.

Dylan Breeding's Career Statistics

Career Highs

Punts.....	9 - Alabama, 2009
Punting Average	47.3 - Georgia, 2010
Long Punt	60 - Texas A&M, 2010

Career Stats - Punting

Punts	No.	Yds	Avg	Long	TB	FC	120	50+	Blkd
2009	61	2,359	38.7	54	2	15	14	6	1
2010	52	2,212	42.5	60	6	18	18	10	1
Total	113	4,571	40.5	60	8	33	32	16	2

RAZORBACK PLAYERS: Returning Players



FOOTBALL

Career Game-By-Game 2009


Date	Opponent	No.	Yds	Avg	Lg	Blkd	TB	FC	50+	I20
9/5	Missouri State+	1	36	36.0	36	0	0	0	0	1
9/19	Georgia	7	261	37.3	50	0	0	2	1	1
9/26	at Alabama	9	358	39.8	52	1	0	1	2	3
10/3	vs. Texas A&M^	4	174	43.5	54	0	0	2	1	0
10/10	Auburn	4	164	41.0	44	0	0	0	0	1
10/17	at Florida	7	262	37.4	44	0	0	1	0	3
10/24	at Ole Miss	7	239	34.1	44	0	1	4	0	1
10/31	E. Michigan	--DNP--								
11/7	S. Carolina	2	75	37.5	41	0	0	0	0	1
11/14	Troy	3	121	40.3	42	0	0	1	0	0
11/21	Miss. State+	5	211	42.2	52	0	0	2	1	0
11/28	at LSU	5	207	41.4	48	0	1	0	0	0
1/2	vs. E. Carolina#	7	251	35.9	51	0	0	2	1	3

+Little Rock, Ark.
^Arlington, Texas
#Liberty Bowl

2010

Date	Opponent	No.	Yds	Avg	Lg	Blkd	TB	FC	50+	I20
9/4	Tenn. Tech	0	0	0.0	0	0	0	0	0	0
9/11	ULM+	3	137	45.7	59	0	2	0	1	1
9/18	at Georgia	6	284	47.3	57	0	1	1	2	1
9/25	Alabama	3	116	38.7	46	0	0	1	0	1
10/9	vs. Texas A&M^	8	343	42.9	60	0	2	3	2	4
10/16	at Auburn	2	93	46.5	52	1	0	0	1	0
10/23	Ole Miss	7	292	41.7	54	0	1	3	2	2
10/30	Vanderbilt	4	153	38.2	45	0	0	2	0	2
11/6	at S. Carolina	2	81	40.5	41	0	0	1	0	1
11/13	UTEP	1	44	44.0	44	0	0	0	0	0
11/20	at Miss. State	3	118	39.3	44	0	0	2	0	1
11/27	LSU+	6	245	40.8	49	0	0	4	0	1
1/4	vs. Ohio State#	7	306	43.7	54	0	0	1	2	4

+Little Rock, Ark.
^Arlington, Texas
#Sugar Bowl



62

NICK BREWER

SNP, 6-1, 221, JR-1L
Austin, Texas
James Bowie HS

CAREER SUMMARY: Brewer has appeared in nine games at Arkansas.

2010: He appeared in the final nine games of the season, primarily as the Razorbacks' snapper on the field goal unit, which did not allow a blocked field goal all season. Freshman kicker Zach Hocker scored 104 points, the fourth-highest single-season total in program history and third-most by a kicker, while making 16-of-19 field goals and all 56 PAT attempts. The 56 successful PAT kicks are the third-most in a season by an Arkansas kicker, and Hocker's .842 field goal percentage is the third-best (min. 10 made) in school history.

2009: He worked with the UA specialists but did not see any game action.

2008: Brewer worked with the UA specialists while redshirting.

HIGH SCHOOL: He attended James Bowie High School where he was the long snapper for coach Jeff Ables. He was an academic all-state honoree and the recipient of the Wade Pittsford Memorial Scholarship. He was a National Honor Society member and participated in FCA.

PERSONAL: Born July 4, 1989, he is the son of Jim and Lisa Brewer. He is majoring in information systems. He was named to the Athletic Director's List for his work in the classroom during the 2008 and 2009 fall semesters. He was named to the SEC Academic Honor Roll and the Athletic Department Honor Roll in the fall of 2009. He was a member of the SEC Academic Honor Roll and the Razorback Honor Roll in the fall of 2010.

CAMERON BRYAN

K, 5-10, 176, JR-1L
Oklahoma City, Okla.
Bishop McGuinness HS

CAREER SUMMARY: Bryan has appeared in eight games for Arkansas.

2010: He worked with the UA specialists but did not see any game action.

2009: Bryan played in eight games for the Razorbacks in 2009, concentrating on kickoff duties. On the season, he recorded 37 kickoffs for a total of 2,347 yards and an average of 63.4. Against Texas A&M, he had game and career highs in number of kickoffs (nine) and number of yards (583) in the Razorback win. He marked a game- and career-high average of 67.5 in the Missouri State victory.

2008: Bryan did not play in 2008 while redshirting.

HIGH SCHOOL: He went 81-for-81 in PATs as a senior at Bishop McGuinness High School for coach Kenny Young. He earned all-state, all-district and all-city honors as a senior. He also earned all-state and all-district honors playing soccer. He was a member of the state championship team in 2007 and scored 20 goals as a senior.

PERSONAL: Born Feb. 22, 1990, he is the son of Jerry and Julie Bryan. He is majoring in kinesiology and exercise science.

RAZORBACK PLAYERS: Returning Players

RAZORBACK

16

**BRIAN
BUEHNER**



QB, 5-11, 195, FR-RS
Louisville, Ky.
Saint Xavier HS

2010: He worked with the Arkansas scout team while redshirting.

HIGH SCHOOL: Buehner quarterbacked Saint Xavier High School to the 2009 Kentucky Class 6A state championship, outpacing Trinity High School 34-10 in the title game. That season, he passed for more than 1,000 yards with nine touchdowns while directing the Tigers to a 14-1 record. Saint Xavier, coached by Mike Glaser, made the state semifinals in 2008 and earned a state runner-up finish in 2007. Buehner also played tennis for the Tigers.

PERSONAL: Born Aug. 27, 1991, he is the son of Rick and Vicki Buehner. His father played football for Notre Dame (1977-78) and Kentucky (1979-81). He is majoring in transportation. He was named to the Athletic Director's List for his work in the classroom in the fall of 2010.

24

**DAUNTE
CARR**



S, 6-3, 220, FR-RS
Gainesville, Ga.
Gainesville HS

2010: He worked with the Arkansas scout team while redshirting.

HIGH SCHOOL: Carr's high school teams combined to go 56-2 in his career, and he was a member of two state championship teams and two runner-up squads. After playing at Buford High School for three years, he transferred to Gainesville High School for his senior season where he played for coach Bruce Miller. During his senior campaign, the Red Elephants went 13-1 and played for the state championship. As a senior, he had 104 tackles, three interceptions and two forced fumbles. He had a season-high 13 tackles against North Hall. He was selected to play in the Max Emfinger All-Star game in Dallas and GACA's North-South All-Star Game. As a junior, he had 73 tackles, 12 tackles for loss, four fumble recoveries and three interceptions. He chose Arkansas over Stanford, UCLA, Ole Miss, Duke, South Carolina, Wake Forest and West Virginia.

PERSONAL: Born Sept. 11, 1991, he is the son of Dwight and Vanessa Carr. He is majoring in kinesiology and exercise science.

**ALEX
CACCIARELLI**



WR, 6-0, 180, FR-RS
Brentwood, Mo.
Westminster Christian Academy

2010: He worked with the Arkansas scout team while redshirting.

HIGH SCHOOL: Cacciarelli was a three-time all-conference performer on the football field for Westminster Christian Academy and head coach Cory Snyder, helping the Wildcats to a Class 4 State Tournament appearance as a senior. Also in his final season at Westminster, Cacciarelli qualified for the state wrestling tournament.

PERSONAL: Born Oct. 29, 1991, he is the son of Marc and Nancy Cacciarelli. His father was a wrestler at Missouri and his mother was a swimmer for the Tigers. Cacciarelli is enrolled in the Walton College of Business and majoring in business. He was named to the Razorback Honor Roll for his work in the classroom in the fall of 2010.

75

**LUKE
CHARPENTIER**



OL, 6-4, 305, FR-RS
River Ridge, La.
John Curtis Christian

2010: He worked with the Arkansas scout team while redshirting.

HIGH SCHOOL: Charpentier was a two-year starter at John Curtis Christian, a team that won the Louisiana Class 2A state championship in 2008 and finished as the runner-up in 2009. He was rated No. 50 nationally as an offensive tackle and No. 12 among Louisiana seniors by *Rivals.com*. He was a member of *The Times Picayune* Preseason Top 20 Blue Chip List, was a two-time all-district honoree, earned all-metro honors from *The Times Picayune* as a junior in his first full season as a starter and then added all-state laurels from the Louisiana Football Coaches Association as a senior. Charpentier did not play as a sophomore while he gained athletic eligibility at John Curtis Christian following a transfer from South Lafourche midway through his freshman year. He was coached at John Curtis Christian by J.T. Curtis. He was successful in the classroom in Curtis' honors curriculum. Charpentier also participated in track and field, where he recorded a mark of 50 feet in the shot put. He was also recruited by Kentucky, Louisiana Tech, Northern Illinois, Northwestern, Southern Miss, SMU and Tulane.


PERSONAL: Born Feb. 20, 1992, he is the son of Robert and Melanie Charpentier. He is enrolled in the Walton College of Business and majoring in business.

RAZORBACK PLAYERS: Returning Players

FOOTBALL

85


GREG CHILDS



WR, 6-3, 217, SR-3L
Warren, Ark.
Warren HS

CAREER SUMMARY: Childs enters the 2011 season having played in 33 games with 16 starts. He is ranked eighth on Arkansas' all-time career touchdown receptions list with 15, 10th on UA's all-time career receptions list with 112 and 10th on the Razorbacks' all-time career receiving yards list with 1,826 to lead all current Razorbacks in each category. His five career 100-yard receiving games are tied for the most among 2011 Razorbacks and fourth all-time at Arkansas.

2010: He was named to the Biletnikoff Award Watch List and appeared in eight games with seven starts before suffering a season-ending injury in the Razorbacks' 49-14 victory vs. Vanderbilt. At the time of his injury, Childs led the team with 659 receiving yards and six touchdowns. At the end of the season, he tied for the team lead in touchdowns and ranked third in receiving yards and with 46 receptions. He had two 100-yard receiving games to tie for the eighth-highest total in the SEC. He posted a career-high 12 receptions, tied for the third-most in a game in school history, for 146 yards and a career-high-tying two touchdowns in Arkansas' 31-7 win vs. ULM. He also grabbed two touchdowns and a career-high 164 yards on nine catches at No. 7 Auburn. He opened the season with four catches for 26 yards in UA's 44-3 win vs. Tennessee Tech. He grabbed three passes for 82 yards, including the game-winning touchdown from 40 yards out with 15 seconds left, in the Razorbacks' 31-24 victory at Georgia. He also caught three passes for 44 yards vs. No. 1 Alabama. He made six receptions for 65 yards in the Razorbacks' 24-17 victory vs. Texas A&M. In a 38-24 victory vs. Ole Miss, he hauled in four passes for 45 yards and one touchdown. Childs grabbed five passes for 87 yards vs. Vanderbilt before being injured early in the fourth quarter.



2009: He played in all 13 games with eight starts. Childs led the team with 48 catches, 894 yards, seven touchdowns, 68.8 yards per game and three 100-yard games. His 18.6 yards per catch ranked second. He was 53rd in the nation and fourth in the SEC in yards per game, and eighth in the SEC with 3.69 receptions per game. He led all receivers in SEC play only with six receiving TDs, 737 yards, 92.1 yards per game and 23.0 yards per catch. Thirty-four of his 48 catches resulted in first downs. He opened the year with four catches for 50 yards against Missouri State. He followed with five for a career-high two touchdowns and a season-high 140 yards against No. 23 Georgia. His 140 receiving yards were the most by any Razorback in a game in 2009. He had four for 60 yards and a TD at Alabama. After making three for 10 yards against Texas A&M, he had five for 85 and a score against No. 17 Auburn, four for 135 and a score at No. 1 Florida, and three for 83 yards at Ole Miss. He had a career-long 75-yard reception for a touchdown at No. 1 Florida. He had three for 28 yards against Eastern Michigan, three for 61 against South Carolina, three for 37 and a TD against Troy and three for 49 and a TD against Mississippi State. At No. 17 LSU, he had five catches for 124 yards. In the AutoZone Liberty Bowl victory over East Carolina, he had three for 32 yards.

2008: Childs played in 12 games and started at South Carolina. He finished the year with 18 catches for 273 yards and two touchdowns. He averaged 15.2 yards per reception, which was third on the team among those with multiple catches. He had six catches for 88 yards and a touchdown against Western Illinois. He scored his first touchdown against WIU, a 26-yarder from Casey Dick in the fourth quarter as part of Arkansas' come-from-behind win. He caught four of his six receptions in the final two scoring drives against Western Illinois, including three for first downs, one on a third and four. His six catches for 88 yards were season highs. One of Childs' two catches against Alabama went for a first down and he had a third-down-and-long catch for 11 yards against Texas. Childs had solid performances against Auburn and Ole Miss with 61 receiving yards in each contest. Childs caught a season-long pass of 39 yards against Auburn and picked up a team-leading three first downs through receptions. His second touchdown reception of the year came against the Rebels on a 22-yard pass from Dick late in the fourth quarter. Childs made two catches for 61 yards against Ole Miss, including a season-long tying 39-yard grab and a 22-yard touchdown. Both catches went for first downs and led to Arkansas scores. He accounted for five first downs in the win. Childs made his first career start against South Carolina where he nabbed one catch for six yards.

HIGH SCHOOL: He was a 2007 all-state selection following his senior season for coach Bo Hembree at Warren High School. As a junior, he racked up 65 receptions, including 15 touchdown catches. He was selected to the *Arkansas Democrat-Gazette* all-junior team. He was ranked the No. 9 overall recruit in the state of Arkansas and the No. 84 receiver in the nation by *Rivals.com*. He was ranked No. 9 in the *HawgsSports.com* Natural 21 and by *Hawgs Illustrated*. As ranked by *Scout.com*, he was the No. 72 receiver in the nation and the No. 5 recruit out of Arkansas. He was also recruited by Tennessee, Ole Miss, Colorado, Mississippi State and Texas Tech.

PERSONAL: Born March 10, 1990, he is the son of Gregory and Carla Childs. He is majoring in sociology.

Greg Childs' Career Statistics
Career Highs

Receptions.....12 - ULM, 2010
 Yards.....164 - Auburn, 2010
 Touchdowns.....2 - Auburn, 2010; ULM, 2010; Georgia, 2009
 Long Reception.....75 - Florida, 2009

Career Stats - Receiving

Year	G/GS	Rec.	Yds	TD	Lg	Rec/G	Avg/C	Avg/G
2008	12/1	18	273	2	39	1.5	15.2	22.8
2009	13/8	48	894	7	75	3.7	18.6	68.8
2010	8/7	46	659	6	54	5.8	14.3	82.4
Total	33/16	112	1,826	15	75	3.4	16.3	55.3

RAZORBACK PLAYERS: Returning Players

RAZORBACK

Career Game-by-Game

2008

Date	Opponent	Rec.	Yds	TD	Lg
8/30	W. Illinois	6	88	1	26
9/6	ULM+	0	0	0	0
9/20	Alabama	2	11	0	14
9/27	at Texas	1	11	0	11
10/4	Florida	0	0	0	0
10/11	at Auburn	3	61	0	39
10/18	at Kentucky	0	0	0	0
10/25	Ole Miss	2	61	1	39
11/1	Tulsa	0	0	0	0
11/8	at S. Carolina	1	6	0	6
11/22	at Miss. State	0	0	0	0
11/28	LSU+	3	35	0	18

+Little Rock, Ark.

2009

Date	Opponent	Rec.	Yds	TD	Lg
9/5	Missouri State+	4	50	0	14
9/19	Georgia	5	140	2	40
9/26	at Alabama	4	60	1	20
10/3	vs. Texas A&M^	3	10	0	6
10/10	Auburn	5	85	1	38
10/17	at Florida	4	135	1	75
10/24	at Ole Miss	3	83	0	36
10/31	E. Michigan	3	28	0	14
11/7	S. Carolina	3	61	0	46
11/14	Troy	3	37	1	20
11/21	Miss. State+	3	49	1	20
11/28	at LSU	5	124	0	29
1/2	vs. E. Carolina#	3	32	0	19

+Little Rock, Ark.

^Arlington, Texas

#Liberty Bowl

2010

Date	Opponent	Rec.	Yds	TD	Lg
9/4	Tenn. Tech	4	26	0	10
9/11	ULM+	12	146	2	22
9/18	at Georgia	3	82	1	40
9/25	Alabama	3	44	0	31
10/9	vs. Texas A&M^	6	65	0	26
10/16	at Auburn	9	164	2	54
10/23	Ole Miss	4	45	1	23
10/30	Vanderbilt	5	87	0	39

11/6 at S.Carolina --DNP--

11/13 UTEP --DNP--

11/20 at Miss. State --DNP--

11/27 LSU+ --DNP--

1/4 vs. Ohio State# --DNP--

+Little Rock, Ark.

^Arlington, Texas

#Sugar Bowl

94

WILL COLEMAN

DE, 6-3, 253, SO-SQ
Helena, Ark.
DeSoto HS

CAREER SUMMARY: Coleman has appeared in seven games and made two tackles in his Arkansas career.

2010: He appeared in the final seven games, primarily as the Razorbacks' snapper on the punt unit. Coleman made one tackle in Arkansas' 31-23 win vs. No. 6 LSU and one tackle in the Allstate Sugar Bowl vs. No. 6 Ohio State. Over the final seven games, punter Dylan Breeding averaged 41.3 yards per punt, with four going for more than 50 yards, and landed 11 inside the 20-yard line.

2009: He worked with the UA scout team while redshirting.

HIGH SCHOOL: At DeSoto High School, he was a member of the state champion team under coach Bill Beck. He also lettered in track, basketball and golf.

PERSONAL: Born May 1, 1991, he is the son of Larry and Regina Coleman. He is majoring in animal science.

72

GRANT COOK

OG, 6-4, 318, SR-3L
Jonesboro, Ark.
Jonesboro HS

CAREER SUMMARY: Cook has appeared in 29 games with seven starts on the offensive line. He has helped block for two 1,000-yard rushers and two seasons with a 3,000-yard passer.

2010: He appeared in 11 games, including the final eight of the season, for the Razorbacks. Cook did not see action vs. No. 1 Alabama or vs. Texas A&M. He was part of a line that allowed Arkansas to break 24 game or season school records on offense. He blocked for the first season in UA history with a 3,000-yard passer and a 1,000-yard rusher. Quarterback Ryan Mallett set the Arkansas single-season passing yards record with 3,869 and running back Knile Davis posted the fourth-highest single-season rushing yards total in program history with 1,322 yards. The Razorbacks were the only team in the country to boast a 3,000-yard passer, a 1,000-yard rusher and five 600-yard receivers. Arkansas finished the season first in the SEC and fourth in the NCAA in passing (333.7), becoming just the third team since 1992 to lead the conference in passing in consecutive seasons. The Razorbacks also ranked second in the SEC and ninth in the country in total offense (482.5) and second in the conference and 17th in the NCAA in scoring offense (36.5).

2009: Cook played in nine games with starts in the first three contests against Missouri State, Georgia and Alabama. He also played against Texas A&M, Auburn, Florida, Eastern Michigan, Troy and East Carolina in the AutoZone Liberty Bowl. He was a member of an offensive line which blocked for a unit that led the SEC in scoring offense (36.0) and passing offense (295.5), and was third in total offense (427.3). The Razorbacks were 10th in the nation in passing offense, 20th in total offense, ninth in scoring and 11th in passing efficiency. The line did not allow a sack against Missouri State, Eastern Michigan or East Carolina. The line blocked for seven 100-yard receiving games and three 100-yard rushing performances. His blocking helped Arkansas set school passing records for yards in a game (447 vs. Missouri State), passing yards in a season (3,842), passing yards average (295.5), passing touchdowns in a season (32) and passing first downs in a season (147). He also protected quarterback Ryan Mallett, who set or tied 16 different records.

2008: He earned his first letter after starting four games and playing in a total of nine contests. He started four times in the middle of the season against Florida, Auburn, Kentucky and Ole Miss, and was named to the SEC All-Freshman team by the league's coaches. He also played against ULM, Alabama, Texas, Mississippi State and LSU. The only game in which he did not play was the opener against Western Illinois. Cook began the year as the second-team left tackle behind Ray Dominguez. He helped Michael Smith become the ninth 1,000-yard rusher in school history and finish the year second in the SEC and No. 22 in the nation with 207 carries for 1,072 yards and eight touchdowns. He also helped protect Casey Dick, who completed 205 passes and threw for 2,586 yards and 13 touchdowns. The completion

RAZORBACK PLAYERS: Returning Players

FOOTBALL


total was a school record, the yardage total ranked second and the TDs tied for eighth. Arkansas' 3,115 yards passing was a school record and the 4,477 yards of total offense ranked ninth.

2007: He redshirted his first season and worked with the scout team.

HIGH SCHOOL: A member of the AP Arkansas Super Team as a senior for coach Jim DeVazier at Jonesboro, he was rated as the No. 42 offensive tackle in the nation by *Rivals.com*. Rivals also listed him as the No. 7 prospect in the state while *HawgsSports.com* named him to its Natural 21 list at No. 8. *Scout.com* ranked him the No. 50 offensive guard in the country, and *Scout* and *Hawgs Illustrated* both ranked him the No. 9 prospect in the state. He signed with the Razorbacks after also considering Oklahoma State, Missouri and Arkansas State.

PERSONAL: Born March 17, 1989, he is the son of Danny and Connie Cook. His brother, Bryce, graduated from the University of Arkansas Law School. His father played football at Arkansas State from 1975-79. Grant is majoring in communication and was named to Arkansas' Lon Farrell Academic Honor Roll for spring 2008.



23	DE'ANTHONY CURTIS	
CB, 5-9, 211, SR-3L Camden, Ark. Fairview HS		

CAREER SUMMARY: Curtis moved to cornerback in the spring of 2011 after playing running back and wide receiver in his first three seasons. He has appeared in 34 games as a Razorback with two starts.

2010: He appeared in 11 games for the Razorbacks and made two catches for 17 yards while adding six tackles on special teams. He caught one pass for a season-long 15 yards in Arkansas' 31-24 victory at Georgia. He also made one reception for two yards in the Razorbacks' 24-17 win vs. Texas A&M. He recorded two tackles vs. UTEP and one each vs. ULM, at No. 22 Mississippi State, vs. No. 6 LSU and vs. No. 6 Ohio State in the Allstate Sugar Bowl.

2009: He appeared in all 13 games with starts against Auburn and Ole Miss. His totals included four receptions for 54 yards and a touchdown, one carry for three yards and five tackles on special teams. He had one reception for nine yards in the opener against Missouri State, two for 34 yards and a TD against Texas A&M and one for 11 yards at Ole Miss. His touchdown in the Southwest Classic against Texas A&M put Arkansas on top 14-10 and the Razorbacks never trailed again during the game. His touchdown reception came from Ryan Mallett and capped a seven-play, 38-yard drive. His three-yard rush came against Missouri State. Defensively, he had an assisted tackle at Alabama, two solo stops against Texas A&M, an assist against Auburn and as assist at Ole Miss.

2008: He played in 10 games during his first season as he did not see time against Auburn or Tulsa. Curtis was the third-leading rusher on the team with 23 carries for 76 yards. He also had eight catches for 68 yards. He opened the year with a season-high 36 yards on six carries against Western Illinois and added three receptions for 33 yards in the season-opening 28-24 victory. He earned 16 yards on a season-high nine carries against Kentucky.

HIGH SCHOOL: He was named the *Arkansas Democrat-Gazette* Offensive Player of the Year, selected to the *Associated Press* Super Team and honored as an all-state selection after a spectacular senior season for coach Buck James. He produced 2,503 total yards, averaging 13.8 yards each time he touched the ball. He helped lead his squad to a state semifinal berth. He carried the football 119 times for 1,237 yards (10.4 average) and 18 touchdowns as a senior. He also caught 40 passes for 707 yards (17.7 average) and four receiving scores. On special teams duty, he returned 12 kickoffs for 312 yards (26.0 average) and two touchdowns, and 10 punts for 247 yards (24.7 average) and two touchdowns. As a junior, he rushed for 568 yards and 11 touchdowns on 56 carries and totaled 41 receptions for 651 yards (15.9 average) and six touchdowns. He was ranked as the No. 1 overall prospect in Arkansas by *Rivals.com*, *HawgsSports.com* Natural 21 and *Hawgs Illustrated*. He was the No. 6 running back in the nation according to Rivals and rated No. 94 overall in the Rivals 100 rankings. He was rated as the No. 16 running back in the nation and the No. 2 player in the state by *Scout.com*. He was also recruited by Clemson, Ole Miss, Oklahoma State, Tennessee and Texas Tech.

PERSONAL: Born May 8, 1990, he is the son of Tony and Michelle Curtis. He is majoring in criminal justice and sociology.

RAZORBACK PLAYERS: Returning Players

RAZORBACK

De'Anthony Curtis' Career Statistics

Year	G/GS	Att	Yds	TD	Lg	Rec	Yds	TD	Lg	UA-A	Total
2008	10/0	23	76	0	18	8	68	0	22	0-0	0
2009	13/2	1	3	0	3	4	54	1	29	2-3	5
2010	11/0	0	0	0	0	2	17	0	15	5-1	6
TOTAL	34/2	24	79	0	18	14	139	1	29	7-4	11

Career Game-by-Game

2008											
Date	Opponent	Rush	Yds	TD	Lg	Rec.	Yds	TD	Lg	UA-A	Total
8/30	W. Illinois	6	36	0	18	3	33	0	17	0-0	0
9/6	ULM+	2	2	0	4	2	21	0	22	0-0	0
9/20	Alabama	3	10	0	6	2	6	0	3	0-0	0
9/27	at Texas	1	10	0	10	0	0	0	0	0-0	0
10/4	Florida	0	0	0	0	0	0	0	0	0-0	0
10/11	at Auburn	--DNP--									
10/18	at Kentucky	9	16	0	6	0	0	0	0	0-0	0
10/25	Ole Miss	0	0	0	0	0	0	0	0	0-0	0
11/1	Tulsa	--DNP--									
11/8	at S. Carolina	0	0	0	0	0	0	0	0	0-0	0
11/22	at Miss. State	1	0	0	0	1	8	0	8	0-0	0
11/28	LSU+	1	2	0	2	0	0	0	0	0-0	0

+Little Rock, Ark.

2009

Date	Opponent	Rush	Yds	TD	Lg	Rec.	Yds	TD	Lg	UA-A	Total
9/5	Missouri State+	1	3	0	3	1	9	0	9	0-0	0
9/19	Georgia	0	0	0	0	0	0	0	0	0-0	0
9/26	at Alabama	0	0	0	0	0	0	0	0	0-1	1
10/3	vs. Texas A&M^	0	0	0	0	2	34	1	29	2-0	2
10/10	Auburn	0	0	0	0	0	0	0	0	0-1	1
10/17	at Florida	0	0	0	0	0	0	0	0	0-0	0
10/24	at Ole Miss	0	0	0	0	1	11	0	11	0-1	1
10/31	E. Michigan	0	0	0	0	0	0	0	0	0-0	0
11/7	S. Carolina	0	0	0	0	0	0	0	0	0-0	0
11/14	Troy	0	0	0	0	0	0	0	0	0-0	0
11/21	Miss. State+	0	0	0	0	0	0	0	0	0-0	0
11/28	at LSU	0	0	0	0	0	0	0	0	0-0	0
1/2	vs. E. Carolina#	0	0	0	0	0	0	0	0	0-0	0

+Little Rock, Ark.
^Arlington, Texas
#Liberty Bowl

2010

Date	Opponent	Rush	Yds	TD	Lg	Rec.	Yds	TD	Lg	UA-A	Total
9/4	Tenn. Tech	0	0	0	0	0	0	0	0	0-0	0
9/11	ULM+	0	0	0	0	0	0	0	0	1-0	1
9/18	at Georgia	0	0	0	0	1	15	0	15	0-0	0
9/25	Alabama	0	0	0	0	0	0	0	0	0-0	0
10/9	vs. Texas A&M^	0	0	0	0	1	2	0	2	0-0	0
10/16	at Auburn	--DNP--									
10/23	Ole Miss	0	0	0	0	0	0	0	0	0-0	0
10/30	Vanderbilt	0	0	0	0	0	0	0	0	0-0	0
11/6	at S. Carolina	--DNP--									
11/13	UTEP	0	0	0	0	0	0	0	0	1-1	2
11/20	at Miss. State	0	0	0	0	0	0	0	0	1-0	1
11/27	LSU+	0	0	0	0	0	0	0	0	1-0	1
1/4	vs. Ohio State#	0	0	0	0	0	0	0	0	1-0	0

+Little Rock, Ark.
^Arlington, Texas
#Sugar Bowl

51

ALFRED DAVIS

DT, 6-1, 326, JR-2L
College Park, Ga.
Benneker HS

CAREER SUMMARY: In two seasons at Arkansas, Davis has appeared in 24 games with eight starts. He has collected 26 tackles, 2.0 for loss and 1.0 sack.

2010: He appeared in all 13 games with seven starts for the Razorbacks, finishing the season with 24 tackles, 2.0 for loss with 1.0 sack. He recorded a career-high four tackles, including 1.0 sack for minus-four yards, in Arkansas' 31-24 win at Georgia. He recorded three tackles in the Razorbacks' 44-3 season-opening win vs. Tennessee Tech and made three tackles, 0.5 for loss, in UA's 31-7 victory vs. ULM. He made one solo tackle vs. No. 1 Alabama. Davis made two stops in a 24-17 victory vs. Texas A&M. He also made two tackles at No. 7 Auburn and one tackle, 0.5 for loss, in Arkansas' 38-24 win vs. Ole Miss. He made two tackles in a 49-14 victory vs. Vanderbilt and three tackles in the 58-21 win vs. UTEP. He made one solo tackle in the Razorbacks' 38-31 double-overtime win at No. 22 Mississippi State. He ended the season with two tackles in the Allstate Sugar Bowl vs. No. 6 Ohio State.

2009: Davis played in 11 games and started against Eastern Michigan in 2009. He saw action in seven of eight conference games. Auburn was the only SEC game he did not see action in. He recorded two total tackles on the year with one each in the Troy and Eastern Michigan games.

2008: He redshirted as a true freshman while practicing with the scout team. He came in at 305 pounds but bulked up to 321.

HIGH SCHOOL: As a senior at Benneker High School in College Park, Ga., he played on both the offensive and defensive lines. Defensively, he racked up 55 tackles with 24 of those stops coming for a loss. He also had two sacks and five fumble recoveries for coach Benny Crane. He was ranked as the No. 99 defensive tackle in the nation by *Scout.com*. He was also recruited by Tennessee, among others.

PERSONAL: Born July 2, 1990, he is the son of Jeanette Johnson and Alfred Davis, Sr. He is majoring in recreation and sport management and earned a place on the Athletic Department Honor Roll for his work in the classroom in the fall of 2009. He was named to the SEC Academic Honor Roll in the fall of 2010.

Alfred Davis' Career Statistics

Year	G/GS	UA-A	Tot	TFL-Yds	Sacks-Yds	QBH	PD	FF-FR
2009	11/1	2-0	2	0.0-0	0.0-0	0	0	0-0
2010	13/7	13-11	24	2.0-5	1.0-4	0	0	0-0
Total	24/8	15-11	26	2.0-5	1.0-4	0	0	0-0

Career Game-By-Game

2009											
Date	Opponent	UA-A	Total	TFL-Yds	Sack-Yds	QBH	PD	SAF	FF	FR	
9/5	Missouri State+	0-0	0	0.0-0	0.0-0	0	0	0	0	0	
9/19	Georgia	0-0	0	0.0-0	0.0-0	0	0	0	0	0	
9/26	at Alabama	0-0	0	0.0-0	0.0-0	0	0	0	0	0	
10/3	vs. Texas A&M^	--DNP--									
10/10	Auburn	--DNP--									
10/17	at Florida	0-0	0	0.0-0	0.0-0	0	0	0	0	0	
10/24	at Ole Miss	0-0	0	0.0-0	0.0-0	0	0	0	0	0	
10/31	E. Michigan	1-0	1	0.0-0	0.0-0	0	0	0	0	0	
11/7	S. Carolina	0-0	0	0.0-0	0.0-0	0	0	0	0	0	
11/14	Troy	1-0	1	0.0-0	0.0-0	0	0	0	0	0	
11/21	Miss. State+	0-0	0	0.0-0	0.0-0	0	0	0	0	0	

RAZORBACK PLAYERS: Returning Players

FOOTBALL

11/28 at LSU 0-0 0 0.0-0 0.0-0 0 0 0 0 0
 1/2 vs. E. Carolina# 0-0 0 0.0-0 0.0-0 0 0 0 0 0
 +Little Rock, Ark.
 ^Arlington, Texas
 #Liberty Bowl

2010

Date	Opponent	UA-A	Total	TFL-Yds	Sack-Yds	QBH	PD	SAF	FF	FR
9/4	Tenn. Tech	3-0	3	0.0-0	0.0-0	0	0	0	0	0
9/11	ULM+	1-2	3	0.5-1	0.0-0	0	0	0	0	0
9/18	at Georgia	2-2	4	1.0-4	1.0-4	0	0	0	0	0
9/25	Alabama	1-0	1	0.0-0	0.0-0	0	0	0	0	0
10/9	vs. Texas A&M^	1-1	2	0.0-0	0.0-0	0	0	0	0	0
10/16	at Auburn	1-1	2	0.0-0	0.0-0	0	0	0	0	0
10/23	Ole Miss	0-1	1	0.5-0	0.0-0	0	0	0	0	0
10/30	Vanderbilt	1-1	2	0.0-0	0.0-0	0	0	0	0	0
11/6	at S. Carolina	0-0	0	0.0-0	0.0-0	0	0	0	0	0
11/13	UTEP	1-2	3	0.0-0	0.0-0	0	0	0	0	0
11/20	at Miss. State	1-0	1	0.0-0	0.0-0	0	0	0	0	0
11/27	LSU+	0-0	0	0.0-0	0.0-0	0	0	0	0	0
1/4	vs. Ohio State#	1-1	2	0.0-0	0.0-0	0	0	0	0	0

+Little Rock, Ark.
 ^Arlington, Texas
 #Sugar Bowl



7

KNILE DAVIS

RB, 6-0, 226, JR-2L
Missouri City, Texas
Fort Bend Marshall HS

CAREER SUMMARY: Davis enters the 2011 season as Arkansas' active leader in career rushing yards with 1,485, rushing touchdowns with 17 and touchdowns scored with 18. He has played in all 26 games of his career with nine starts.

2010: He appeared in all 13 games with eight starts for the Razorbacks and was named first-team All-SEC by the AP and second-team All-SEC by the conference's coaches after becoming just the 10th player in Arkansas history to post a 1,000-yard season on the ground. He rushed for 1,322 yards, the most by a running back in the SEC and the fourth-highest single-season total in program history. His average of 101.7 rushing yards per game ranked second in the SEC and 16th in the NCAA. He also ranked sixth in the SEC with 13 rushing touchdowns, tied for the 10th-highest single-season total in Arkansas history, and tied for sixth in the SEC for points by a non-kicker with 84. His six 100-yard rushing games tied for the fourth-highest single-season total in school history. His 6.48 yards per rushing attempt was the highest in the NCAA among running backs that carried the ball at least 200 times and ranked as the fifth-highest single-season average at Arkansas. He averaged 112.2 all-purpose yards per game, which ranked sixth in the SEC. Davis ended the season with five consecutive 100-yard rushing games and his 157.8 rushing yards per game in November made him the only SEC player to average 100 yards per game on the ground in the season's final full month. He rushed for a career-high 187 yards and two touchdowns on a career-high 30 carries, as well as collected two receptions for 12 yards and his first career receiving touchdown, in Arkansas' 38-31 double-overtime win at No. 22 Mississippi State. His touchdown reception was from seven yards out and accounted for the winning margin in the second overtime. Davis posted 67 rushing yards on six carries and added one 15-yard reception in the Razorbacks' season-opening 44-3 win vs. Tennessee Tech. He ran the ball five times for 19 yards in a 31-7 victory vs. ULM. In the Razorbacks' 31-24 win at Georgia, he scored one touchdown on three rushes. He carried the ball six times for 42 yards and caught two passes for 14 yards vs. No. 1 Alabama. He recorded 82 yards on 10 rushes in UA's 24-17 win vs. Texas A&M. He toted the ball 14 times for 91 yards and added three receptions for 22 yards at No. 7 Auburn. In Arkansas' 38-24 victory vs. Ole Miss, Davis rushed 22 times for a then-career-high 176 yards and a career-high three touchdowns with two receptions for 19 yards. He tied his career-high touchdown total in helping the Razorbacks to a 41-20 win at No. 18 South Carolina, finding the end zone three times while carrying the ball 22 times for 110 yards and hauling in one pass for five yards in a performance that earned him SEC Offensive Player of the Week honors. In Arkansas' 49-14 win vs. Vanderbilt, he had three catches for 42 yards to supplement his 82 yards and two touchdowns on 19 carries. He ran for a then-career-high 182 yards with one touchdown on just 11 carries and added one three-yard reception in UA's 58-21 win vs. UTEP. He tied his career-high carries mark and rushed for 152 yards and one touchdown in the Razorbacks' 31-23 victory vs. No. 6 LSU. He ran for 139 yards on 26 carries and had three receptions for eight yards in the Allstate Sugar Bowl vs. No. 6 Ohio State.

RAZORBACK PLAYERS: Returning Players

RAZORBACK

2009: He played in all 13 games with a start against No. 17 Auburn. He finished fifth on the team with 163 yards on 33 carries. His four touchdowns ranked second and his 4.9 yards per carry average was third among players with 10 or more rushes. He also had two catches for four yards. He also had four tackles on special teams. He rushed the ball a season-high seven times for a season-high 59 yards and two touchdowns against Eastern Michigan. Davis scored on the opening drive of the game on a 36-yard run followed by a five-yard touchdown run in the second half. His first career rush was a 15 yarder in the opener against Missouri State. He had two carries each at Alabama, for six yards, and against Texas A&M, for 11 yards. He had six carries for 26 yards against No. 17 Auburn. Davis ran four times for 20 yards against South Carolina and four for 13 against Troy. He had two carries for six yards at LSU and two for three in the AutoZone Liberty Bowl victory over East Carolina.

HIGH SCHOOL: Davis played for Fort Bend Marshall High School. As a senior, he had 33 carries for 278 yards and two touchdowns as well as three receptions for 46 yards. He finished his junior season with 425 rushing yards and four touchdowns, despite playing in only four games due to a fractured collarbone. He was rated the No. 17 running back in the nation by *Rivals.com* and No. 23 by *Scout.com*. Rivals also listed him as the No. 18 prospect in the state of Texas and he was on the *Rivals.com* 250 list. He was also selected as the second-best running back in the state of Texas by *The Dallas Morning News*. He bench pressed 350 pounds and squatted 450 pounds. He had a 31-inch vertical leap. He was coached in high school by Darryl Phipps and also ran track. He selected Arkansas over Oklahoma, LSU, Missouri, Nebraska, Georgia Tech and Texas A&M.

PERSONAL: Davis was born Oct. 5, 1991, and he is the son of Regina Gardner and the late Kevin Davis. He is majoring in sociology.

Knile Davis' Career Statistics

Career Highs

Attempts	30 - LSU, 2010; Mississippi State, 2010
Yards	187 - Mississippi State, 2010
Touchdowns	3 - South Carolina, 2010; Ole Miss, 2010
Long Rush	71 - Ole Miss, 2010
Receptions	3 - Vanderbilt, 2010; Auburn, 2010
Receiving Yards	42 - Vanderbilt, 2010
Long Reception	30 - Vanderbilt, 2010

Career Stats - Rushing/Receiving

Year	G/GS	Rush	Yds	TD	Lg	Rec	Yds	TD	Lg
2009	13/1	33	163	4	36	2	4	0	5
2010	13/8	204	1,322	13	71	19	136	1	30
Total	26/9	237	1,485	17	71	21	140	1	30

Career Game-By-Game

2009

Date	Opponent	Rush	Yds	TD	Lg	Rec	Yds	TD	Lg
9/5	Missouri State+	1	15	0	15	0	0	0	0
9/19	Georgia	0	0	0	0	0	0	0	0
9/26	at Alabama	2	6	0	3	1	-1	0	0
10/3	vs. Texas A&M^	2	11	0	8	0	0	0	0
10/10	Auburn	6	26	0	13	0	0	0	0
10/17	at Florida	1	0	0	0	0	0	0	0
10/24	at Ole Miss	1	3	1	3	0	0	0	0
10/31	E. Michigan	7	59	2	36	0	0	0	0
11/7	S. Carolina	4	20	0	10	0	0	0	0
11/14	Troy	4	13	1	9	0	0	0	0
11/21	Miss. State+	1	1	0	1	1	5	0	5
11/28	at LSU	2	6	0	4	0	0	0	0
1/2	vs. E. Carolina#	2	3	0	3	0	0	0	0

+Little Rock, Ark.

^Arlington, Texas

#Liberty Bowl


2010

Date	Opponent	Rush	Yds	TD	Lg	Rec	Yds	TD	Lg
9/4	Tenn. Tech	6	67	0	21	1	15	0	15
9/11	ULM+	5	19	0	10	0	0	0	0
9/18	at Georgia	3	-7	1	1	0	0	0	0
9/25	Alabama	6	42	0	14	2	14	0	9
10/9	vs. Texas A&M^	10	82	0	45	1	-4	0	0
10/16	at Auburn	14	91	0	25	3	22	0	14
10/23	Ole Miss	22	176	3	71	2	19	0	14
10/30	Vanderbilt	19	82	2	22	3	42	0	30
11/6	at S. Carolina	22	110	3	21	1	5	0	5
11/13	UTEP	11	182	1	70	1	3	0	3
11/20	at Miss. State	30	187	2	62	2	12	1	7
11/27	LSU+	30	152	1	14	0	0	0	0
1/4	vs. Ohio State#	26	139	0	25	3	8	0	4

+Little Rock, Ark.

^Arlington, Texas


#Sugar Bowl



RAZORBACK PLAYERS: Returning Players

FOOTBALL

76 TYLER DEACON



OL, 6-4, 300, JR-SQ
Little Rock, Ark.
Little Rock Christian Academy

CAREER SUMMARY: Deacon has appeared in four games as a Razorback.

2010: He appeared in three games, seeing action in the Razorbacks' season-opening 44-3 win vs. Tennessee Tech as well as in their 49-14 victory vs. Vanderbilt and 58-21 win vs. UTEP.

2009: Deacon made one appearance during the season. He earned playing time in the season-opening victory over Missouri State.

2008: He redshirted while practicing with the scout team.

HIGH SCHOOL: He earned Class 5A all-state honors and played in the state all-star game. He was also all-district and all-conference, playing both guard and tackle. A captain as a senior, he helped Little Rock Christian go 13-1 with a state runner-up finish for head coach Johnny Watson after going 4-6 in 2007.

PERSONAL: Born March 29, 1990, he is the son of Dan and Leanne Deacon. He is majoring in business.

RYAN FARR



S, 6-1, 195, JR-SQ
Little Rock, Ark.
Central Arkansas Christian/UAPB


CAREER SUMMARY: After spending his first season at wide receiver, Farr moved to safety in the spring of 2011.

2010: He did not appear in any games while working with the scout team after transferring from UAPB.

BEFORE ARKANSAS: Farr prepped under coach Tim Perry at CAC. He was a member of the 2005 3A state runner-up team, the 2005 conference championship team and the 2007 7-4A conference championship team. He also lettered in basketball. He attended UAPB in 2008 and 2009 and competed for two seasons.

PERSONAL: Born Oct. 29, 1990, he is the son of Carl and Betty Farr. He is majoring in sociology.

9 ELTON FORD



S, 6-0, 220, SR-3L
Alpharetta, Ga.
Chattahoochee HS

CAREER SUMMARY: Ford has appeared in 31 games with 17 starts entering the 2011 season. He has recorded 146 tackles, 5.5 for loss, one interception, seven pass breakups, two forced fumbles and one fumble recovery.

2010: He appeared in 12 games, missing only the Allstate Sugar Bowl vs. No. 6 Ohio State, with one start vs. No. 6 LSU and finished the season with 39 tackles, 4.5 for loss with 1.0 sack, three pass breakups, one quarterback hurry and one forced fumble. He ranked second on the team with 10 special teams tackles. He made a season-high six tackles, including 1.0 for loss, and had one pass breakup in Arkansas' 38-24 win vs. Ole Miss. Ford recorded three tackles in the Razorbacks' season-opening 44-3 win vs. Tennessee Tech. He made four tackles and had one pass breakup in UA's 31-7 win vs. ULM. He made two tackles in Arkansas' 31-24 win at Georgia and four tackles vs. No. 1 Alabama. He contributed one forced fumble to the cause in UA's 24-17 win vs. Texas A&M. He made four tackles, including 1.0 for loss, at No. 7 Auburn. He recorded four tackles, including 1.0 for loss, in a 41-20 win at No. 18 South Carolina. He had three tackles, including 0.5 for loss, with one quarterback hurry in Arkansas' 49-14 victory vs. Vanderbilt. He recorded one tackle in UA's 58-21 victory vs. UTEP. He recorded five tackles, including 1.0 sack, one forced fumble and one pass breakup in the Razorbacks' 38-31 double-overtime victory at No. 22 Mississippi State. In his one start, he made three tackles in UA's 31-23 win vs. sixth-ranked LSU.

2009: He saw action in the final 11 games with eight starts against Texas A&M, Auburn, Florida, Ole Miss, Eastern Michigan, South Carolina, Mississippi State and LSU. He finished fourth on the team with 65 tackles. He had one tackle for a loss of two yards, two passes broken up, one quarterback hurry and one fumble recovery. He had five or more tackles six times with highs of 10 along with a pass breakup in the AutoZone Liberty Bowl victory over East Carolina, nine with a half a tackle for loss and a fumble recovery against Mississippi State, nine against No. 17 Auburn and nine with a quarterback hurry at Ole Miss. He missed the first two games of the year but had four stops in each of his first two outings against Alabama and Texas A&M. He made five tackles at No. 1 Florida, four against Eastern Michigan, five against South Carolina and five at No. 17 LSU.

2008: As a true freshman, he earned the starting nod at free safety and started the first eight games before being lost for the season with a neck injury. He earned SEC All-Freshman honors from Rivals after finishing 10th on the team with 42 tackles, despite missing four games. He had 31 solo tackles, a forced fumble, one interception with a 23-yard return and two passes broken up. He began his career with eight tackles, including seven solo, and two PBUs in the opener against Western Illinois. He had one tackle against ULM, but followed with 19 over the next three games. He had four against Alabama, five at Texas, including four solo, and a team-high-tying 10 against Florida. After making three tackles at Auburn, he had eight stops, seven solo, at Kentucky, along with a forced fumble and his interception with a 23-yard return. He had three solo tackles against Ole Miss before going down for the year with the neck injury.

RAZORBACK PLAYERS: Returning Players

RAZORBACK

HIGH SCHOOL: He played on both sides of the ball as a senior at Chattahoochee High School under former Fayetteville High grad assistant and UA alum Terry Crowder in Alpharetta, Ga. On offense, he rushed for 777 yards and seven touchdowns. As a receiver, he pulled in 24 catches for 337 yards and one score. Defensively, he lined up as a safety and tallied 107 tackles, four interceptions and nine pass breakups. He was named a Class 5A All-State selection by the Georgia Sports Writers Association. He was also selected as the North Fulton County Player of the Year. As a junior, he totaled 100 tackles (five for loss) and three sacks. During his sophomore season, he racked up 128 tackles (seven for loss) and two sacks. He also recovered three fumbles. As a weak side linebacker, he was ranked No. 36 at his position and the No. 51 overall prospect in the state of Georgia by Scout. He chose Arkansas over North Carolina State, Georgia Tech, North Carolina and Virginia Tech.

PERSONAL: Born May 26, 1990, he is the son of Shirley and Elton Ford, Sr. He is majoring in nutrition. He was a member of the Razorback Honor Roll for the fall 2008 semester.

Elton Ford's Career Statistics

Career Highs

Tackles..... 10 - East Carolina, 2010; Florida, 2008
Interceptions..... 1 - Kentucky, 2008
Pass Breakups..... 2 - Western Illinois, 2008

Career Stats - Tackles

Year	G/GS	UA-A	Total	Sacks-Yds	TFL-Yds	INT-Yds	QBH	PBU	FF	FR
2008	8/8	31-11	42	0.0-0	0.0-0	1-23	0	2	1	0
2009	11/8	34-31	65	0.0-0	1.0-2	0-0	1	2	0	1
2010	12/1	19-20	39	1.0-2	4.5-10	0-0	1	3	1	0
Total	31/17	84-62	146	1.0-2	5.5-12	1-23	2	7	2	1

Career Game-By-Game

2008

Date	Opponent	UA-A	Total	TFL-Yds	Sack-Yds	INT-Yds	QBH	PBU	FF	FR
9/30	W. Illinois	7-1	8	0.0-0	0.0-0	0-0	0	2	0	0
9/6	ULM+	1-0	1	0.0-0	0.0-0	0-0	0	0	0	0
9/20	Alabama	1-3	4	0.0-0	0.0-0	0-0	0	0	0	0
9/27	at Texas	4-1	5	0.0-0	0.0-0	0-0	0	0	0	0
10/4	Florida	6-4	10	0.0-0	0.0-0	0-0	0	0	0	0
10/11	at Auburn	2-1	3	0.0-0	0.0-0	0-0	0	0	0	0
10/18	at Kentucky	7-1	8	0.0-0	0.0-0	1-23	0	0	1	0
10/25	Ole Miss	3-0	3	0.0-0	0.0-0	0-0	0	0	0	0
11/1	Tulsa	--DNP--								
11/8	at S. Carolina	--DNP--								
11/22	at Miss. State	--DNP--								
11/28	LSU+	--DNP--								

+Little Rock, Ark.

2009

Date	Opponent	UA-A	Total	TFL-Yds	Sack-Yds	INT-Yds	QBH	PBU	FF	FR
9/5	Missouri State+	--DNP--								
9/19	Georgia	--DNP--								
9/26	at Alabama	1-3	4	0.0-0	0.0-0	0-0	0	0	0	0
10/3	vs. Texas A&M^	3-1	4	0.5-1	0.0-0	0-0	0	1	0	0
10/10	Auburn	7-2	9	0.0-0	0.0-0	0-0	0	0	0	0
10/17	at Florida	1-4	5	0.0-0	0.0-0	0-0	0	0	0	0
10/24	at Ole Miss	5-4	9	0.0-0	0.0-0	0-0	1	0	0	0
10/31	E. Michigan	3-1	4	0.0-0	0.0-0	0-0	0	0	0	0
11/7	S. Carolina	1-4	5	0.0-0	0.0-0	0-0	0	0	0	0
11/14	Troy	1-0	1	0.0-0	0.0-0	0-0	0	0	0	0
11/21	Miss. State+	7-2	9	0.5-1	0.0-0	0-0	0	0	0	1
11/28	at LSU	1-4	5	0.0-0	0.0-0	0-0	0	0	0	0
1/2	vs. E. Carolina#	4-6	10	0.0-0	0.0-0	0-0	0	1	0	0

+Little Rock, Ark.

^Arlington, Texas

#Liberty Bowl

2010

Date	Opponent	UA-A	Total	TFL-Yds	Sack-Yds	INT-Yds	QBH	PBU	FF	FR
9/4	Tenn. Tech	3-0	3	0.0-0	0.0-0	0-0	0	0	0	0
9/11	ULM+	1-3	4	0.0-0	0.0-0	0-0	0	1	0	0
9/18	at Georgia	1-1	2	0.0-0	0.0-0	0-0	0	0	0	0
9/25	Alabama	2-2	4	0.0-0	0.0-0	0-0	0	0	0	0
10/9	vs. Texas A&M^	0-0	0	0.0-0	0.0-0	0-0	0	0	0	0
10/16	at Auburn	4-0	4	1.0-1	0.0-0	0-0	0	0	0	0
10/23	Ole Miss	1-5	6	1.0-2	0.0-0	0-0	0	1	0	0
10/30	Vanderbilt	1-2	3	0.5-4	0.0-0	0-0	1	0	0	0
11/6	at S. Carolina	1-3	4	1.0-1	0.0-0	0-0	0	0	0	0
11/13	UTEP	1-0	1	0.0-0	0.0-0	0-0	0	0	0	0
11/20	at Miss. State	2-3	5	1.0-2	1.0-2	0-0	0	1	1	0
11/27	LSU+	2-1	3	0.0-0	0.0-0	0-0	0	0	0	0
1/4	vs. Ohio State#	--DNP--								

+Little Rock, Ark.

^Arlington, Texas

#Sugar Bowl



RAZORBACK PLAYERS: Returning Players

FOOTBALL

34

JERRY FRANKLIN

LB, 6-1, 245, SR-3L
Marion, Ark.
Marion HS

CAREER SUMMARY: Franklin's 37 starts, including 18 in a row entering the 2011 season, are the most by any current Razorback. He has collected 281 tackles, 21.5 for loss, 9.5 sacks, seven quarterback hurries, 10 pass breakups, five interceptions, two forced fumbles and four fumble recoveries. His tackles and tackles for loss totals lead all current Razorbacks.

2010: He was named to the Butkus Award Watch List and started all 13 games for the Razorbacks and was named second-team All-SEC by the conference's coaches. He led the team and ranked 10th in the SEC with a career-high 100 tackles, becoming just the second Razorback since 1960 to lead the team in tackles three straight seasons. He also led the team and tied for seventh in the SEC with a career-high 13.0 tackles for loss and tied for the team lead with five quarterback hurries. He ranked second on the team and eighth in the conference with 6.5 sacks, another career high, while adding two pass breakups and one forced fumble. He was named SEC Defensive Player of the Week on Nov. 22 following his 20-tackle performance, which included a career-high-tying 2.0 tackles for loss and 1.0 sack, in Arkansas' 38-31 double-overtime victory at No. 22 Mississippi State. His 20 tackles were the most in the SEC and tied for the fifth-most in the NCAA in 2010. The career-high total was the most at Arkansas since 2002, the second-highest against an SEC opponent and 10th-highest overall in school history, as well as the highest for any Coach Petrino-led team. He opened the season with a seven-tackle performance, including a career-high 2.0 for loss, in a 44-3 victory vs. Tennessee Tech. He made eight tackles, including 1.0 for loss and 0.5 sacks, and had one pass breakup in UA's 31-7 victory vs. ULM. He recorded eight tackles again the next week, adding 0.5 sack, in Arkansas' 31-24 win at Georgia. Franklin recorded 11 tackles vs. No. 1 Alabama. He added three tackles, 0.5 for loss, in the Razorbacks' 24-17 win vs. Texas A&M. He made 10 stops, including 2.0 for loss and a career-high 1.5 sacks, at No. 7 Auburn. He had nine tackles, including 1.5 for loss, with one quarterback hurry and one pass breakup in the Razorbacks' 38-24 win vs. Ole Miss. He recorded four tackles, including 1.0 sack, with two quarterback hurries in the Razorbacks' 41-20 victory at No. 18 South Carolina. In Arkansas' 49-14 win vs. Vanderbilt, he contributed three tackles, 1.0 for loss, and one forced fumble. He made seven tackles, including 1.0 sack, in UA's 58-21 win vs. UTEP. He made three tackles with one quarterback hurry in the 31-23 victory vs. No. 6 LSU. Franklin recorded seven tackles, 0.5 for loss, and one quarterback hurry in the Allstate Sugar Bowl vs. No. 6 Ohio State.

2009: He played in all 13 games with 12 starts. The only game he did not start was Eastern Michigan. He led the team with 94 tackles, tied for first with three interceptions, tied for second with two fumble recoveries, and added 5.0 tackles for loss, 1.5 sacks and three passes broken up. He was 12th in the SEC and second among all underclassmen with 7.0 tackles per game. His three picks tied for second among all SEC linebackers. He had five tackles in the opener against Missouri State and one against Georgia. At No. 3 Alabama, he had 10 stops. In the win over Texas A&M, he made four tackles with one for a one-yard loss, and returned a fumble 85 yards for a touchdown. He followed with nine tackles against No. 17 Auburn, five with a six-yard sack at No. 1 Florida and eight with a three-yard TFL at Ole Miss. He had five tackles off the bench against Eastern Michigan. Against South Carolina, he had 10 tackles. He had three against Troy. Franklin closed the year with 11 stops and a one-yard TFL against Mississippi State, 13 tackles with a half sack and 28-yard interception return at No. 17 LSU,

and 10 stops with a 31-yard interception return that set up a field goal in the AutoZone Liberty Bowl victory over East Carolina.

2008: He enjoyed an outstanding campaign and was honored as a Freshman All-American by *The Sporting News*. He was also named to the All-SEC Freshman Team by the league coaches and was a second-team Freshman All-SEC selection by *College Football News*. Franklin started all 12 games at middle linebacker as a redshirt freshman and led the Razorbacks in tackles with 87. He also led the squad in fumble recoveries (2) and tied for the highest interception total (2). He recorded a season-high 12 tackles against ULM, forced a fumble in the third quarter and added a tackle for a loss. He was very active against Texas with eight tackles (second on the team) and his first of five pass breakups in 2008. He had one of the most complete games of his career against Florida with 10 tackles, one for a loss, and the first interception of his career. The interception was the first for UF quarterback Tim Tebow on the season and snapped his streak of 203 attempts without a pick. Franklin had seven tackles against Auburn and Kentucky, and recovered a fumble in the game against the Wildcats. He had nine tackles at Ole Miss, including a sack for a loss of eight yards. He had his second interception against Tulsa and accounted for six tackles in the 30-23 victory. He had four stops and a pass breakup at South Carolina, and six tackles at Mississippi State. He finished the season with five tackles in the 31-30 win over LSU.

2007: He redshirted and practiced with the scout team.

HIGH SCHOOL: He was named the Class 6A Offensive Player of the Year and the 6A East Back of the Year as a senior for coach Mark Uhiren. He earned first-team all-state honors as a receiver and running back. He scored touchdowns via the run, the pass, a fumble return, an interception return and a kickoff return. He had 18 receptions for 463 yards and 12 touchdowns, and he ran six times for 183 yards and three scores. On defense, he had 76 tackles and six interceptions with two picks returned for TDs. As a junior, he was the 6A Player of the Year and the defensive player of the year for all classifications by the *Arkansas Democrat-Gazette*. He had 15 catches for 520 yards and eight scores. He also recorded 67 tackles and seven interceptions with three returned for touchdowns. Rivals listed him as the No. 38 safety in the nation and as the No. 8 prospect in Arkansas. He was also on the *HawgSports.com* Natural 21 at No. 7. Scout ranked him as the No. 7 player in the state and the No. 90 safety in the nation. He chose Arkansas over Ole Miss, Illinois, Miami (Fla.) and Tennessee.

PERSONAL: Born Jan. 10, 1988, he is the son of Mary Franklin. He is majoring in recreation and sport management.

Jerry Franklin's Career Statistics

Career Highs

Tackles.....20 - Mississippi State, 2010
 Tackles for Loss2.0 - Ohio State, 2011; Miss. State 2010; Auburn, 2010; Tennessee Tech, 2010
 Sacks1.5 - Auburn, 2010

Career Stats - Tackles

Year	G/GS	UA-A	Total	TFL-Yds	Sacks-Yds	QBH	PBU	FF	FR	INT-Yds
2008	12/12	54-33	87	3.5-17	1.5-14	2	5	1	2	2-11
2009	13/12	51-43	94	5.0-14	1.5-8	0	3	0	2	3-61
2010	13/13	48-52	100	13.0-60	6.5-45	5	2	1	0	0-0
Total	38/37	153-128	281	21.5-91	9.5-67	7	10	2	4	5-72

Career Game-By-Game

2008

Date	Opponent	UA-A	Total	TFL-Yds	Sack-Yds	QBH	PBU	FF	FR	INT-Yds
8/30	W. Illinois	5-2	7	0.0-0	0.0-0	0	0	0	0	0-0
9/6	ULM+	6-6	12	1.0-2	0.0-0	0	0	1	0	0-0
9/20	Alabama	4-2	6	0.5-6	0.5-6	1	0	0	0	0-0
9/27	at Texas	4-4	8	0.0-0	0.0-0	1	1	0	0	0-0
10/4	Florida	7-3	10	1.0-1	0.0-0	0	0	0	0	1-13
10/11	at Auburn	4-3	7	0.0-0	0.0-0	0	1	0	0	0-0
10/18	at Kentucky	4-3	7	0.0-0	0.0-0	0	0	0	1	0-0
10/25	Ole Miss	6-3	9	1.0-8	1.0-8	0	0	0	0	0-0
11/1	Tulsa	4-2	6	0.0-0	0.0-0	0	0	0	1	1-(-2)
11/8	at S. Carolina	3-1	4	0.0-0	0.0-0	0	1	0	0	0-0
11/22	at Miss. State	5-1	6	0.0-0	0.0-0	0	1	0	0	0-0
11/28	LSU+	2-3	5	0.0-0	0.0-0	0	1	0	0	0-0

+Little Rock, Ark.

RAZORBACK PLAYERS: Returning Players

RAZORBACK

RAZORBACK PLAYERS: Returning Players

2009										
Date	Opponent	UA-A	Total	TFL-Yds	Sack-Yds	QBH	PBU	FF	FR	INT-Yds
9/5	Missouri State+	2-3	5	0.0-0	0.0-0	0	0	0	0	0-0
9/19	Georgia	0-1	1	0.0-0	0.0-0	0	0	0	0	0-0
9/26	at Alabama	5-5	10	0.0-0	0.0-0	0	0	0	0	0-0
10/3	vs. Texas A&M^	3-1	4	1.0-1	0.0-0	0	0	0	1	0-0
10/10	Auburn	5-4	9	0.0-0	0.0-0	0	1	0	0	0-0
10/17	at Florida	5-0	5	1.0-6	1.0-6	0	0	0	1	0-0
10/24	at Ole Miss	3-5	8	1.0-3	0.0-0	0	0	0	0	0-0
10/31	E. Michigan	4-1	5	0.0-0	0.0-0	0	0	0	0	0-0
11/7	S. Carolina	8-2	10	0.5-0	0.0-0	0	1	0	0	0-0
11/14	Troy	2-1	3	0.0-0	0.0-0	0	0	0	0	1-2
11/21	Miss. State+	4-7	11	0.5-1	0.0-0	0	0	0	0	0-0
11/28	at LSU	6-7	13	1.0-3	0.5-2	0	1	0	0	1-28
1/2	vs. E. Carolina#	4-6	10	0.0-0	0.0-0	0	0	0	0	1-31

+Little Rock, Ark.
^Arlington, Texas
#Liberty Bowl

2010										
Date	Opponent	UA-A	Total	TFL-Yds	Sack-Yds	QBH	PBU	FF	FR	INT-Yds
9/4	Tenn. Tech	3-4	7	2.0-5	0.0-0	0	0	0	0	0-0
9/11	ULM+	1-7	8	1.0-5	0.5-4	0	1	0	0	0-0
9/18	at Georgia	3-5	8	0.5-3	0.5-3	0	0	0	0	0-0
9/25	Alabama	9-2	11	0.0-0	0.0-0	0	0	0	0	0-0
10/9	vs. Texas A&M^	0-3	3	0.5-1	0.0-0	0	0	0	0	0-0
10/16	at Auburn	7-3	10	2.0-12	1.5-10	0	0	0	0	0-0
10/23	Ole Miss	4-5	9	1.5-4	0.0-0	1	1	0	0	0-0
10/30	Vanderbilt	1-2	3	1.0-9	1.0-9	0	0	1	0	0-0
11/6	at S. Carolina	4-0	4	1.0-10	1.0-10	2	0	0	0	0-0
11/13	UTEP	3-4	7	1.0-5	1.0-5	0	0	0	0	0-0
11/20	at Miss. State	8-12	20	2.0-5	1.0-4	0	0	0	0	0-0
11/27	LSU+	1-2	3	0.0-0	0.0-0	1	0	0	0	0-0
1/4	vs. Ohio State#	4-3	7	0.5-1	0.0-0	1	0	0	0	0-0

+Little Rock, Ark.
^Arlington, Texas
#Sugar Bowl



79

GRANT FREEMAN

OT, 6-7, 305, SR-3L
Paris, Ark.
Paris HS

CAREER SUMMARY: Freeman has seen action in 18 games and blocked for two 1,000-yard rushers and two seasons with a 3,000-yard passer.

2010: He appeared in 11 games for the Razorbacks, missing only the Texas A&M and Auburn contests. He was part of a line that allowed Arkansas to break 24 game or season school records on offense and contributed to the first season in UA history with a 3,000-yard passer and a 1,000-yard rusher. Quarterback Ryan Mallett set the Arkansas single-season passing yards record with 3,869 and running back Knile Davis posted the fourth-highest single-season rushing yards total in program history with 1,322 yards. The Razorbacks were the only team in the country to boast a 3,000-yard passer, a 1,000-yard rusher and five 600-yard receivers. Arkansas finished the season first in the SEC and fourth in the NCAA in passing (333.7), becoming just the third team since 1992 to lead the conference in passing in consecutive seasons. The Razorbacks also ranked second in the SEC and ninth in the country in total offense (482.5) and second in the conference and 17th in the NCAA in scoring offense (36.5).

2009: Freeman played in four games and started two for Arkansas in 2009. He had starts against Ole Miss and Eastern Michigan. He was a member of the offensive line that blocked for an offense that led the SEC in scoring offense (36.0) and pass offense (295.5) and ranked third in total offense (427.3). Arkansas was nationally ranked in passing offense (10th), total offense (20th), scoring offense (ninth) and passing efficiency (11th). Arkansas' offensive line did not allow a sack against Missouri State, Eastern Michigan and East Carolina and only allowed one sack in the Mississippi State game. He blocked for seven 100-yard games from the Arkansas receivers and three 100-yard games from the Razorback running backs.

2008: He earned his first letter after getting snaps with the offense in games against Alabama, Florida and Ole Miss, splitting time with Michael Aguirre. He helped Michael Smith become the ninth 1,000-yard rusher in school history and finish the year second in the SEC and No. 22 in the nation with 207 carries for 1,072 yards and eight touchdowns. He also helped protect Casey Dick, who completed 205 passes, and threw for 2,586 yards and 13 touchdowns. The completion total was a school record, the yardage total ranked second and the TDs tied for eighth. Arkansas' 3,115 yards passing was a school record and the 4,477 yards of total offense ranked ninth.

2007: He redshirted while working with the scout team and transitioning from his high school position of tight end to tackle. He began the 2007 season at 250 pounds but bulked up to 277.

HIGH SCHOOL: Freeman was a member of the AP Arkansas Super Team at tight end and defensive end for coach John Vitale at Paris. He had 472 yards receiving with nine touchdowns. He also recorded nine pancake blocks, three champion blocks and a pair of deuce blocks. On defense, he had 49 tackles, six sacks and 10 hurries. As a junior, he had 12 receptions for 210 yards and four touchdowns. As a sophomore, he had six catches for 63 yards and two scores in a run-oriented offense. Rivals listed him as the No. 14 tight end in the nation and as the No. 5 prospect in the state. *HawgsSports.com* named him to its Natural 21 list at No. 6. *Scout.com* listed him as the No. 19 tight end in the nation and No. 5 prospect in Arkansas. Both *Scout* and *Rivals.com* listed him as a four-star recruit. *Hawgs Illustrated* ranked him the No. 6 prospect in the state.

FOOTBALL

PERSONAL: Born Oct. 18, 1988, he is the son of Grace Walker. He is majoring in agricultural science. He was named to the SEC's 2007-08 Freshman Academic Honor Roll and to Arkansas' Lon Farrell Academic Honor Roll for Fall 2007. He was named to the SEC Academic Honor Roll in the fall of 2010.

28

GREG GATSON

CB, 5-11, 180, SR-1L
Memphis, Tenn.
Germantown HS

CAREER SUMMARY: Gatson has played in 21 games with one start vs. UTEP and recorded 25 tackles, three pass breakups, one interception and one forced fumble.

2010: He appeared in the final 11 games with one start vs. UTEP for the Razorbacks and finished the season with 18 tackles, one interception, two pass breakups and one forced fumble. He recorded a career-high six tackles in his start, which came in Arkansas' 58-21 win vs. UTEP. The week before, he made a then-career-high five tackles with one interception and two pass breakups in the Razorbacks' 41-20 victory at No. 18 South Carolina. He made three tackles at No. 7 Auburn and two tackles vs. No. 1 Alabama. Gatson recorded one tackle and one forced fumble in UA's 24-17 win vs. Texas A&M. He also made one tackle in the Razorbacks' 38-31 double-overtime win at No. 22 Mississippi State.

2009: Gatson played in nine games, including five conference games, in 2009. He recorded seven total tackles (five solo). He collected a season-high four tackles and a pass breakup against Troy. He also had one tackle in the Missouri State, Eastern Michigan and Alabama games.

2008: Gatson did not see any game action while redshirting.

2007: He played in the opener against Troy, but did not record any statistics or see any other game action the rest of the season.

HIGH SCHOOL: He played wide receiver, cornerback and safety at Germantown, and earned all-conference and All-Memphis honors from *The Commercial-Appeal* at receiver for coach Charlie White. On offense, he ran three times for 96 yards and caught 31 passes for 593 yards and seven touchdowns. He also had 43 tackles and four interceptions. He was selected to play in the AutoZone Liberty Bowl High School All-Star Game. He played on teams going 10-3, 10-3 and 6-5 his sophomore, junior and senior seasons, respectively. He signed with Arkansas after also considering Ole Miss, Mississippi State, Memphis and Austin Peay.

PERSONAL: Born March 24, 1989, he is the son of Greg Sr. and Sheila Gatson. His father played at Arkansas from 1982-85. He is majoring in sociology.

Greg Gatson's Career Statistics

Year	G/GS	UA-A	Tot	TFL-Yds	INT-Yds	PBU	FF-FR
2007	1/0	0-0	0	0-0	0-0	0	0-0
2008				Redshirt			
2009	9/0	5-2	7	0-0-0	0-0	1	0-0
2010	11/1	14-4	18	0-0-0	1-3	2	1-0
Total	21/1	19-6	25	0-0-0	1-3	3	1-0

Career Game-By-Game

2007							
Date	Opponent	UA-A	Total	INT-Yds	PBU	FF	FR
9/1	Troy	0-0	0	0-0	0	0	0
9/15	at Alabama	--DNP--					
9/22	Kentucky	--DNP--					
9/29	North Texas	--DNP--					

10/6	Tenn.-Chattanooga+	--DNP--					
10/13	Auburn	--DNP--					
10/20	at Ole Miss	--DNP--					
10/27	Fla. International	--DNP--					
11/3	South Carolina	--DNP--					
11/10	at Tennessee	--DNP--					
11/17	Mississippi State+	--DNP--					
11/23	at LSU	--DNP--					
1/1	vs. Missouri#	--DNP--					
+Little Rock, Ark.							
#Cotton Bowl							

2009

Date	Opponent	UA-A	Total	INT-Yds	PBU	FF	FR
9/5	Missouri State+	0-1	1	0-0	0	0	0
9/19	Georgia	0-0	0	0-0	0	0	0
9/26	at Alabama	0-1	1	0-0	0	0	0
10/3	vs. Texas A&M^	0-0	0	0-0	0	0	0
10/10	Auburn	--DNP--					
10/17	at Florida	--DNP--					
10/24	at Ole Miss	0-0	0	0-0	0	0	0
10/31	E. Michigan	1-0	1	0-0	0	0	0
11/7	S. Carolina	0-0	0	0-0	0	0	0
11/14	Troy	4-0	4	0-0	1	0	0
11/21	Miss. State+	0-0	0	0-0	0	0	0
11/28	at LSU	--DNP--					
1/2	vs. E. Carolina#	--DNP--					

+Little Rock, Ark.
^Arlington, Texas
#Liberty Bowl

2010

Date	Opponent	UA-A	Total	INT-Yds	PBU	FF	FR
9/4	Tenn. Tech	--DNP--					
9/11	ULM+	--DNP--					
9/18	at Georgia	0-0	0	0-0	0	0	0
9/25	Alabama	1-1	2	0-0	0	0	0
10/9	vs. Texas A&M^	1-0	1	0-0	0	1	0
10/16	at Auburn	3-0	3	0-0	0	0	0
10/23	Ole Miss	0-0	0	0-0	0	0	0
10/30	Vanderbilt	0-0	0	0-0	0	0	0
11/6	at S. Carolina	4-1	5	1-3	2	0	0
11/13	UTEP	5-1	6	0-0	0	0	0
11/20	at Miss. State	0-1	1	0-0	0	0	0
11/27	LSU+	0-0	0	0-0	0	0	0
1/4	vs. Ohio State#	0-0	0	0-0	0	0	0

+Little Rock, Ark.
^Arlington, Texas
#Sugar Bowl

RAY GERVASI

C, 6-2, 307, FR-RS
Orinda, Calif.
Miramonte HS

2010: He worked with the Arkansas scout team while redshirting.

HIGH SCHOOL: Gervasi played football for head coach David Winford at Miramonte High School. The Matadors advanced to the semifinals of the CIF North Coast Section III state championship in 2009. He also participated in rugby and track and field at Miramonte.

PERSONAL: Born July 10, 1992, he is the son of Phil and Kelly Gervasi. His uncle and aunt, Lee and Maureen Harrod, both attended the University of Arkansas. He is enrolled in the Walton College of Business and majoring in business.

RAZORBACK PLAYERS: Returning Players

RAZORBACK

80

CHRIS GRAGG



TE, 6-3, 236, JR-2L
Warren, Ark.
Warren HS

CAREER SUMMARY: Gragg has played in 25 games with seven starts and made nine receptions for 196 yards and two touchdowns.

2010: He appeared in all 13 games with four starts for the Razorbacks and finished the season with eight receptions for 171 yards and two touchdowns. His starts came in the season-opening 44-3 win vs. Tennessee Tech, the 38-24 win vs. Ole Miss, the 41-20 victory at No. 18 South Carolina and the 31-23 win vs. No. 6 LSU. He made his first catch of the season in Arkansas' 31-24 win at Georgia, hauling in a 57-yard touchdown on 3rd-and-1. He also made two catches for 54 yards in the Razorbacks' 49-14 win vs. Vanderbilt. He had a career-high four receptions for 44 yards and one touchdown in UA's 58-21 victory vs. UTEP. He made one 16-yard reception in the Allstate Sugar Bowl vs. No. 6 Ohio State.

2009: He received a medical redshirt after suffering a dislocated left ankle during a preseason practice on August 12, 2009.

2008: Gragg had three starts and played in all 12 games at wide receiver in 2008. His starts came against Western Illinois, Auburn and Ole Miss. He had one catch on the year for 25 yards, which came at a clutch time against ULM. The 25-yard reception on a pass from Casey Dick came on a 4th-and-1 play late in the game with the Razorbacks trailing. Following Gragg's first-down catch, Arkansas culminated the drive with the game-winning touchdown.

HIGH SCHOOL: As a senior at Warren High School, he tallied 28 receptions for 420 yards and eight touchdowns for coach Bo Hembree. He was rated as the No. 15 overall player in the state by *Rivals.com*. He was ranked No. 14 overall in the state of Arkansas by the *HawgSports.com* Natural 21. He was rated as the No. 148 receiver in the nation by *Scout.com*.

PERSONAL: Born June 30, 1990, he is the son of Kelvin and Tenita Gragg. He is majoring in recreation and sport management and was named to the Athletic Director's List for the fall of 2009.

Chris Gragg's Career Statistics

Career Highs

Receptions.....4 - UTEP, 2010
Yards.....57 - Georgia, 2010
Touchdowns.....1 - UTEP, 2010; Georgia, 2010
Long Reception.....57 - Georgia, 2010

Career Stats - Receiving

Year	G/GS	Rec.	Yds	TD	Lg
2008	12/3	1	25	0	25
2009	Medical Redshirt				
2010	13/4	8	171	2	57
Total	25/7	9	196	2	57

Career Game-By-Game

2008

Date	Opponent	Rec.	Yds	TD	Lg
8/30	W. Illinois	0	0	0	0
9/6	ULM+	1	25	0	25
9/20	Alabama	0	0	0	0
9/27	at Texas	0	0	0	0
10/4	Florida	0	0	0	0
10/11	at Auburn	0	0	0	0
10/18	at Kentucky	0	0	0	0
10/25	Ole Miss	0	0	0	0
11/1	Tulsa	0	0	0	0
11/8	at S. Carolina	0	0	0	0
11/22	at Miss. State	0	0	0	0
11/28	LSU+	0	0	0	0

+Little Rock, Ark.


2010

Date	Opponent	Rec.	Yds	TD	Lg
9/4	Tenn. Tech	0	0	0	0
9/11	ULM+	0	0	0	0
9/18	at Georgia	1	57	1	57
9/25	Alabama	0	0	0	0
10/9	vs. Texas A&M^	0	0	0	0
10/16	at Auburn	0	0	0	0
10/23	Ole Miss	0	0	0	0
10/30	Vanderbilt	2	54	0	34
11/6	at S. Carolina	0	0	0	0
11/13	UTEP	4	44	1	24
11/20	at Miss. State	0	0	0	0
11/27	LSU+	0	0	0	0
1/4	vs. Ohio State#	1	16	0	16

+Little Rock, Ark.

^Arlington, Texas

#Sugar Bowl



RAZORBACK PLAYERS: Returning Players

FOOTBALL

29

BRODERICK GREEN

RB/FB, 6-2, 244, SR-2L
Little Rock, Ark.
Pulaski Academy/USC

CAREER SUMMARY: Green has appeared in 26 games with five starts since transferring to Arkansas prior to the 2009 season. At Arkansas, he has collected 807 rushing yards and 14 touchdowns, including a school-record 99 yarder, as well as 146 receiving yards and one touchdown. He was injured during spring practice and is expected to miss the 2011 season.

2010: He appeared in all 13 games with two starts for the Razorbacks. He finished the season with 365 rushing yards and three touchdowns on the ground and added six receptions for 42 yards. He piled up a season-high 75 rushing yards with one touchdown on 15 carries and added a season-high 21 receiving yards on two catches in the Razorbacks' 58-21 victory vs. UTEP. He also returned one kickoff for 20 yards against the Miners. He opened the season with 23 rushing yards and one touchdown on nine carries and added one three-yard reception in a 44-3 win vs. Tennessee Tech. He compiled 45 rushing yards on 12 carries in UA's 31-7 win vs. ULM, his first start of the season. In Arkansas' 31-24 win at Georgia, Green rushed for 41 yards on 11 carries and added a two-yard reception. In his other start, he gained 25 yards on 10 carries and had two receptions for 16 yards vs. No. 1 Alabama. He carried the ball a career-high 18 times and gained 58 yards in Arkansas' 24-17 win vs. Texas A&M. He carried the ball eight times for 28 yards and one touchdown at No. 7 Auburn. He gained one yard on one carry in Arkansas' 38-24 win vs. Ole Miss. He gained 26 yards on five carries in UA's 41-20 victory at No. 18 South Carolina. He earned 11 yards on seven rushes in the Razorbacks' 49-14 win vs. Vanderbilt and carried twice for three yards in their 38-31 double-overtime victory at No. 22 Mississippi State. He recorded 29 rushing yards on six carries in the Razorbacks' 31-23 win vs. No. 6 LSU. He capped the season with two kickoff returns for 33 total yards vs. No. 6 Ohio State in the Allstate Sugar Bowl.

2009: Green played in all 13 games with three starts (Eastern Michigan, South Carolina and Mississippi State). He led the Razorbacks in rushing with 104 carries for 442 yards and 11 rushing touchdowns. His 12 total touchdowns tied for the 17th-highest total in the SEC, while his 11 rushing touchdowns ranked fifth in the league and his nine rushing touchdowns in home games led the SEC and were tied for 14th nationally. Green had the longest run by any player in the nation in 2009 with a 99-yard touchdown rush against Eastern Michigan, which set the Arkansas record for the longest run in school history. He became the second player in SEC history to take one 99 yards. He had seven touchdown runs in the last six games of the year and scored in eight of the 13 games on the season. He turned in three two-touchdown performances in 2009 (vs. Auburn, vs. Eastern Michigan and vs. South Carolina). He opened the season with a team-leading 10 carries for 30 yards against Missouri State, including a touchdown. He averaged 5.0 yards per carry at No. 3 Alabama. He ran the ball a then-career-high 11 times against Texas A&M for 28 yards while also catching his first pass out of the backfield for eight yards and a touchdown. He had the first two-touchdown game of his season against Auburn on runs of two and three yards. Green turned in a then-career-best 40 rushing yards on 10 carries at No. 1 Florida and caught two passes for 23 yards and had a rushing touchdown. He posted a career-best 134-yard effort against Eastern Michigan, which was the first 100-yard game of his career. In the contest, he averaged 14.9 yards on nine carries with a career-high-tying two touchdowns. He ran the ball a season-high 13 times against South Carolina and tied his career best with two touchdowns. At No. 17 LSU, he had

eight carries for 20 yards, including an eight-yard run for his 11th rushing touchdown of the year. He led the Razorbacks in rushing in the AutoZone Liberty Bowl victory with 11 carries for 50 yards.

BEFORE ARKANSAS: He transferred to Arkansas in the spring of 2009 after two seasons at Southern California. In 2008, he appeared in six games and carried the ball 32 times for 168 yards and three touchdowns. In 2007, Green redshirted as a freshman tailback at USC. He sprained his foot in 2007 fall camp and re-sprained it in the middle of the season, which limited him. His 2006 high school honors included *Parade* All-American, *Super Prep* All-American, *Prep Star* All-American, EA Sports All-American third team, *Prep Star* 100, *Super Prep* All-Southwest, *Prep Star* All-Southeast and *Scout.com* All-Southwest as a senior running back at Pulaski Academy. He ran for 2,000 yards and 23 touchdowns. As a junior in 2005, he made all-region, all-metro and all-conference while rushing for 1,664 yards on 196 carries (8.5 avg.) with 21 TDs and catching 45 passes for 563 yards (12.5 avg.) with five touchdowns. His high school coach was Kevin Kelley.

PERSONAL: Green was born on May 22, 1989, and is the son of Wilma Faye Nellums and the late Isaac Green. He is majoring in sociology. His brother, Greg Wesley, was drafted by the Kansas City Chiefs in the third round of the 2000 NFL Draft.

Broderick Green's Career Statistics

Career Highs

Attempts18 - Texas A&M, 2010
 Yards134 - Eastern Michigan, 2009
 Touchdowns2 - South Carolina, 2009; Auburn, 2009; Eastern Michigan, 2009; Washington St., 2008*
 Long99 - Eastern Michigan, 2009
 *at USC

Career Stats - Rushing/Receiving

Year	G/GS	Rush	Yds	TD	Lg	Rec	Yds	TD	Lg
2008*	6/0	32	168	3	37	0	0	0	0
2009	13/3	104	442	11	99	8	104	1	39
2010	13/2	104	365	3	23	6	42	0	13
Total	32/5	240	975	17	99	14	146	1	39

Career Game-By-Game

2008*

Date	Opponent	Rush	Yds	TD	Lg	Rec	Yds	TD	Lg	Kick Ret.	Yds	TD	Lg.
8/30	at Virginia	1	0	0	0	0	0	0	0	0	0	0	0
9/13	Ohio State	2	1	0	4	0	0	0	0	0	0	0	0
9/25	at Ore. State	--DNP--											
10/4	Oregon	3	3	0	3	0	0	0	0	0	0	0	0
10/11	Arizona State	3	20	0	12	0	0	0	0	0	0	0	0
10/18	at Wash. State	18	121	2	37	0	0	0	0	0	0	0	0
10/25	at Arizona	--DNP--											
11/1	Washington	5	23	1	7	0	0	0	0	0	0	0	0
11/8	Cal	--DNP--											
11/15	at Stanford	--DNP--											
11/29	Notre Dame	--DNP--											
12/6	at UCLA	--DNP--											
1/1	vs. Penn State	--DNP--											

#Rose Bowl
 * Played 2008 at USC

2009

Date	Opponent	Rush	Yds	TD	Lg	Rec	Yds	TD	Lg	Kick Ret.	Yds	TD	Lg.
9/5	Missouri State+	10	30	1	10	0	0	0	0	0	0	0	0
9/19	Georgia	4	-2	0	0	0	0	0	0	0	0	0	0
9/26	at Alabama	2	10	0	5	1	8	0	8	0	0	0	0
10/3	vs. Texas A&M^	11	28	0	4	1	8	1	8	0	0	0	0
10/10	Auburn	6	8	2	3	0	0	0	0	0	0	0	0
10/17	at Florida	10	40	1	15	2	23	0	14	0	0	0	0
10/24	at Ole Miss	3	7	0	5	0	0	0	0	0	0	0	0
10/31	E. Michigan	9	134	2	99	0	0	0	0	0	0	0	0
11/7	S. Carolina	13	47	2	14	2	40	0	39	0	0	0	0
11/14	Troy	8	45	1	20	0	0	0	0	0	0	0	0
11/21	Miss. State+	9	25	1	11	0	0	0	0	0	0	0	0
11/28	at LSU	8	20	1	8	1	8	0	8	0	0	0	0
1/2	vs. E. Carolina#	11	50	0	19	1	17	0	17	0	0	0	0

+ Little Rock, Ark.
 ^ Arlington, Texas
 #Liberty Bowl

RAZORBACK PLAYERS: Returning Players

RAZORBACK

2010

Date	Opponent	Rush	Yds	TD	Lg	Rec	Yds	TD	Lg	Kick Ret.	Yds	TD	Lg
9/4	Tenn. Tech	9	23	1	7	1	3	0	3	0	0	0	0
9/11	ULM+	12	45	0	11	0	0	0	0	0	0	0	0
9/18	at Georgia	11	41	0	13	1	2	0	2	0	0	0	0
9/25	Alabama	10	25	0	6	2	16	0	13	0	0	0	0
10/9	vs. Texas A&M^	18	58	0	23	0	0	0	0	0	0	0	0
10/16	at Auburn	8	28	1	14	0	0	0	0	0	0	0	0
10/23	Ole Miss	1	1	0	1	0	0	0	0	0	0	0	0
10/30	Vanderbilt	7	11	0	5	0	0	0	0	0	0	0	0
11/6	at S. Carolina	5	26	0	9	0	0	0	0	0	0	0	0
11/13	UTEP	15	75	1	14	2	21	0	13	1	20	0	20
11/20	at Miss. State	2	3	0	2	0	0	0	0	0	0	0	0
11/27	LSU+	6	29	0	10	0	0	0	0	0	0	0	0
1/4	vs. Ohio State#	0	0	0	0	0	0	0	0	2	33	0	19

+Little Rock, Ark.
^Arlington, Texas
#Sugar Bowl

57

JARED GREEN

DT, 6-0, 315, SR-SQ
Little Rock, Ark.
Central HS/Mississippi Valley State

2010: He did not appear in any games while working with the Arkansas scout team.

BEFORE ARKANSAS: Green attended Central High School in Little Rock where he graduated in the spring of 2008. He attended Mississippi Valley State University in 2008 and 2009 and enrolled at Arkansas in the spring of 2010. Green earned All-SWAC honors at MVSU.

PERSONAL: Born Nov. 16, 1989, he is the son of Michael Green and Shelia Hayes. He is majoring in sociology.

56

BLAKE GUNDERSON

OG, 6-3, 298, JR-SQ
Rockwall, Texas
Rockwall HS/Abilene Christian

2010: He did not see any game action while working with the Arkansas scout team.

BEFORE ARKANSAS: He attended Abilene Christian prior to coming to Fayetteville. He prepped at Rockwall High School where he played for Tam Hollingshead. He left Rockwall holding all of the school's weight lifting records.

PERSONAL: Born June 2, 1990, he is the son of Scott and Andrea Gunderson. He is enrolled in the Walton College of Business and is majoring in business.



RAZORBACK PLAYERS: Returning Players

FOOTBALL

11

COBI

HAMILTON



WR, 6-3, 209, JR-2L
 Texarkana, Texas
 Texas HS

CAREER SUMMARY: Hamilton enters the 2011 season tied for 17th on Arkansas' all-time career touchdown receptions list with nine. He also has collected 977 yards on 51 receptions in 26 career games with six starts. His career average of 19.2 yards per reception leads all current Razorbacks with at least 10 receptions.

2010: He appeared in all 13 games with five starts for the Razorbacks and finished the season with 32 catches for 630 yards and six touchdowns, all single-season career highs. His touchdown total tied for the team lead. He was tied for fifth in the nation with four receiving touchdowns against ranked opponents, and he ranked sixth in the NCAA with 466 receiving yards against ranked opponents. His average of 22.2 yards per reception against ranked foes was second in the SEC and 10th in the country. He had a career-high 164 receiving yards with two touchdowns, including a career-long 85 yarder that tied for the sixth-longest passing touchdown play in school history and tied for the third-longest passing play in the SEC and 10th-longest passing play in the NCAA in 2010, on three receptions in Arkansas' 31-23 win vs. No. 6 LSU. His final catch against the Tigers was an 80-yard touchdown on the last play of the second quarter to give the Razorbacks a 21-14 halftime lead. In the season opener, Hamilton caught two passes for 40 yards and one touchdown as the Razorbacks earned a 44-3 win vs. Tennessee Tech. He caught three passes for 25 yards in Arkansas' 31-7 victory vs. ULM. He had five receptions for 98 yards and one touchdown, from 71 yards out, in Arkansas' 24-17 victory vs. Texas A&M. Hamilton broke UA's single-game kickoff returns record with eight at No. 7 Auburn, which also is tied for third on the program's single-game total returns list. His 142 kickoff return yards against the Tigers is the ninth-highest single-



game total in school history. He also grabbed two receptions for 18 yards in the game. He gained 46 yards on two receptions in UA's 38-24 win vs. Ole Miss. He earned his first 100-yard receiving game of the season when he hauled in a career-high seven passes for 111 yards and one touchdown in UA's 41-20 win at No. 18 South Carolina. He hauled in one pass for 16 yards in a 49-14 win vs. Vanderbilt. He grabbed one touchdown on three receptions totaling 37 yards in Arkansas' 58-21 victory vs. UTEP. His three catches went for 54 yards in the Razorbacks' 38-31 double-overtime win at No. 22 Mississippi State. In the Allstate Sugar Bowl vs. No. 6 Ohio State, Hamilton made one catch for 21 yards.

2009: He played in all 13 games with a start at No. 1 Florida. Hamilton had 19 catches for 347 yards and three touchdowns. He also had four special teams tackles, all solo stops. He was fifth on the team in receptions, fifth in yardage, third among players with four or more catches with 18.3 yards per reception and tied for fourth in touchdowns. He was second in the nation with an average of 38.2 yards per reception in the third quarter and was second among SEC freshmen with five receptions of at least 25 yards. He opened his career with four receptions for 56 yards and a one-yard touchdown reception from Tyler Wilson against Missouri State. He had one catch against both Georgia, along with a 50-yard kickoff return, and Alabama, and no receptions the following week against Texas A&M, but followed with three for 42 yards in the win over Auburn. He made four catches for 73 yards against Eastern Michigan. He had one catch against both South Carolina and Troy, and then three for a season-high 131 yards with two touchdowns against Mississippi State from distances of 64 and 58 yards. He closed the season with an 11-yard reception in the AutoZone Liberty Bowl victory over East Carolina.

HIGH SCHOOL: He played for coach Bobby Norton at Texarkana High where he set the Tigers' single-season receiving yardage record as a senior with 64 receptions for 1,071 yards and 14 touchdowns. He was ranked the No. 63 receiver in the country by *Rivals.com* and No. 108 by *Scout.com*. He was all-district and all-area. He was also listed as the No. 64 recruit in Texas by *Rivals.com*. He was named the All-Northeast Texas Offensive Player of the Year. As a junior, he had 29 receptions for 726 yards and seven touchdowns. He was a high school teammate of former Arkansas quarterback Ryan Mallett. He finished fourth in the 200 meters at the AAU National Junior Olympics (21.41). He was also recruited by Auburn, Baylor, Kansas, Kansas State, Missouri, Nebraska, Oklahoma State, Texas and TCU.

PERSONAL: Born Nov. 13, 1990, he is the son of Gene and Deborah Hamilton. Both of his parents graduated from Arkansas, and his mother played basketball in the late 1970s. She is recognized, along with Joy Dillard, as the first African-American women's basketball varsity athlete at UA. He is majoring in sociology.

Cobi Hamilton's Career Statistics

Career Highs

Receptions.....7 - South Carolina, 2010
 Yards.....164 - LSU, 2010
 Touchdowns.....2 - LSU, 2010; Mississippi State, 2009
 Long Reception.....85 - LSU, 2010

Career Stats - Receiving

Year	G/GS	Rec.	Yds	TD	Lg	Rec/G	Avg/C	Avg/G
2009	13/1	19	347	3	64	1.5	18.3	26.7
2010	13/5	32	630	6	85	2.5	19.7	48.5
Total	26/6	51	977	9	85	2.0	19.2	37.6

Career Game-By-Game

2009

Date	Opponent	Rec.	Yds	TD	Lg	Kickoff Ret.	Yds	TD	Lg
9/5	Missouri State+	4	56	1	35	0	0	0	0
9/19	Georgia	1	9	0	9	1	50	0	50
9/26	at Alabama	1	3	0	3	0	0	0	0
10/3	vs. Texas A&M^	0	0	0	0	0	0	0	0
10/10	Auburn	3	42	0	31	0	0	0	0
10/17	at Florida	0	0	0	0	0	0	0	0
10/24	at Ole Miss	0	0	0	0	0	0	0	0

RAZORBACK PLAYERS: Returning Players

RAZORBACK

10/31	E. Michigan	4	73	0	55	0	0	0	0
11/7	S. Carolina	1	7	0	7	0	0	0	0
11/14	Troy	1	15	0	15	0	0	0	0
11/21	Miss. State+	3	131	2	64	0	0	0	0
11/28	at LSU	0	0	0	0	0	0	0	0
1/2	vs. E. Carolina#	1	11	0	11	0	0	0	0

+Little Rock, Ark.
^Arlington, Texas
#Liberty Bowl

2010

Date	Opponent	Rec.	Yds	TD	Lg	Kickoff Ret.	Yds	TD	Lg
9/4	Tenn. Tech	2	40	1	37	0	0	0	0
9/11	ULM+	3	25	0	13	0	0	0	0
9/18	at Georgia	0	0	0	0	0	0	0	0
9/25	Alabama	0	0	0	0	0	0	0	0
10/9	vs. Texas A&M^	5	98	1	71	0	0	0	0
10/16	at Auburn	2	18	0	16	8	142	0	32
10/23	Ole Miss	2	46	0	40	0	0	0	0
10/30	Vanderbilt	1	16	0	16	0	0	0	0
11/6	at S. Carolina	7	111	1	39	0	0	0	0
11/13	UTEP	3	37	1	20	0	0	0	0
11/20	at Miss. State	3	54	0	22	0	0	0	0
11/27	LSU+	3	164	2	85	0	0	0	0
1/4	vs. Ohio State#	1	21	0	21	0	0	0	0

+Little Rock, Ark.
^Arlington, Texas
#Sugar Bowl



32
BRET HARRIS



LB, 6-0, 224, SR-2L
Irving, Texas
MacArthur HS

CAREER SUMMARY: Harris has appeared in 30 games with two starts and made 10 tackles, 1.5 for loss, and recorded one pass breakup.

2010: He appeared in five games for the Razorbacks after recovering from an injury and finished the season with four tackles. Harris made his season debut in Arkansas' 49-14 win vs. Vanderbilt and recorded one tackle. He made two tackles in the Razorbacks' 58-21 victory vs. UTEP. He added one tackle in UA's 38-31 double-overtime win at No. 22 Mississippi State. He played in Arkansas' 31-23 win vs. No. 6 LSU and the Allstate Sugar Bowl vs. No. 6 Ohio State but did not record any statistics in either game.

2009: Harris played in 13 games and started for the Razorbacks in the Eastern Michigan game and the AutoZone Liberty Bowl against East Carolina. Harris finished the season with six total tackles, 1.5 for loss, and one pass breakup.

2008: He appeared in all 12 games for the Razorbacks and did not record any stats during the 2008 season. He was the top backup up to senior Dallas Washington at strong safety.

2007: Harris redshirted while practicing with the scout team.

HIGH SCHOOL: A first-team all-district safety as a junior and senior for coach Brian Basil at MacArthur, he finished his career with 180 tackles, including 56 solo stops. He also had eight TFL, seven pass breakups, five fumble recoveries and an interception. As a senior, he was named his team's defensive player of the year and second-team all-area by *The Dallas Morning News*. On offense, he ran 23 times for 124 yards and caught 17 passes for 253 yards and two touchdowns. Over his career, he returned two kickoffs for touchdowns and blocked five kicks (PAT and FG). *The Dallas Morning News* named him the "best defensive back prospect in the Dallas area" during his senior season. The paper also listed him as the No. 28 overall prospect in the

metro area. *Rivals.com* ranked him the No. 43 safety in the country and the No. 72 prospect in Texas. *Scout.com* listed him as the No. 65 safety in the nation and the No. 86 prospect in the state. He signed with Arkansas after also considering Oklahoma State.

PERSONAL: Born May 17, 1989, he is the son of George White and Gertrude Harris. He is majoring in kinesiology. He was named to Arkansas' Lon Farrell Academic Honor Roll for spring 2008 and was named to the Athletic Director's List for his work in the classroom during the fall semester of 2008 and 2009. He was also named to the SEC Academic Honor Roll for the fall of 2009. In the fall of 2010, he was named a member of the SEC Academic Honor Roll and the Razorback Honor Roll.

Bret Harris' Career Statistics

Year	G/GS	UA-A	Total	TFL-Yds	PBU
2008	12/0	0-0	0	0.0-0	0
2009	13/2	4-2	6	1.5-3	1
2010	5/0	1-3	4	0.0-0	0
Total	30/2	5-5	10	1.5-3	1

Career Game-By-Game

Date	Opponent	UA-A	Total	TFL-Yds	Sack-Yds	QBH	PBU	FF	FR	INT-Yds
8/30	W. Illinois	0-0	0	0.0-0	0.0-0	0	0	0	0	0-0
9/6	ULM+	0-0	0	0.0-0	0.0-0	0	0	0	0	0-0
9/20	Alabama	0-0	0	0.0-0	0.0-0	0	0	0	0	0-0
9/27	at Texas	0-0	0	0.0-0	0.0-0	0	0	0	0	0-0
10/4	Florida	0-0	0	0.0-0	0.0-0	0	0	0	0	0-0
10/11	at Auburn	0-0	0	0.0-0	0.0-0	0	0	0	0	0-0
10/18	at Kentucky	0-0	0	0.0-0	0.0-0	0	0	0	0	0-0
10/25	Ole Miss	0-0	0	0.0-0	0.0-0	0	0	0	0	0-0
11/1	Tulsa	0-0	0	0.0-0	0.0-0	0	0	0	0	0-0
11/8	at S. Carolina	0-0	0	0.0-0	0.0-0	0	0	0	0	0-0
11/22	at Miss. State	0-0	0	0.0-0	0.0-0	0	0	0	0	0-0
11/28	LSU+	0-0	0	0.0-0	0.0-0	0	0	0	0	0-0

+Little Rock, Ark.

2009

Date	Opponent	UA-A	Total	TFL-Yds	Sack-Yds	QBH	PBU	FF	FR	INT-Yds
9/5	Missouri State+	0-0	0	0.0-0	0.0-0	0	0	0	0	0-0
9/19	Georgia	0-0	0	0.0-0	0.0-0	0	0	0	0	0-0
9/26	at Alabama	0-0	0	0.0-0	0.0-0	0	0	0	0	0-0
10/3	vs. Texas A&M^	1-0	1	0.0-0	0.0-0	0	0	0	0	0-0
10/10	Auburn	0-0	0	0.0-0	0.0-0	0	0	0	0	0-0
10/17	at Florida	0-0	0	0.0-0	0.0-0	0	0	0	0	0-0
10/24	at Ole Miss	0-0	0	0.0-0	0.0-0	0	0	0	0	0-0
10/31	E. Michigan	2-0	2	0.5-1	0.0-0	0	1	0	0	0-0
11/7	S. Carolina	0-1	1	0.0-0	0.0-0	0	0	0	0	0-0
11/14	Troy	0-1	1	0.0-0	0.0-0	0	0	0	0	0-0
11/21	Miss. State+	0-0	0	0.0-0	0.0-0	0	0	0	0	0-0
11/28	at LSU	0-0	0	0.0-0	0.0-0	0	0	0	0	0-0
1/2	vs. E. Carolina#	1-0	1	1.0-2	0.0-0	0	0	0	0	0-0

+Little Rock, Ark.
^Arlington, Texas
#Liberty Bowl


2010

Date	Opponent	UA-A	Total	TFL-Yds	Sack-Yds	QBH	PBU	FF	FR	INT-Yds
9/4	Tenn. Tech	--DNP--								
9/11	ULM+	--DNP--								
9/18	at Georgia	--DNP--								
9/25	Alabama	--DNP--								
10/9	vs. Texas A&M^	--DNP--								
10/16	at Auburn	--DNP--								
10/23	Ole Miss	--DNP--								
10/30	Vanderbilt	1-0	1	0.0-0	0.0-0	0	0	0	0	0-0
11/6	at S. Carolina	--DNP--								
11/13	UTEP	0-2	2	0.0-0	0.0-0	0	0	0	0	0-0
11/20	at Miss. State	0-1	1	0.0-0	0.0-0	0	0	0	0	0-0
11/27	LSU+	0-0	0	0.0-0	0.0-0	0	0	0	0	0-0
1/4	vs. Ohio State#	0-0	0	0.0-0	0.0-0	0	0	0	0	0-0

+Little Rock, Ark.
^Arlington, Texas
#Sugar Bowl

RAZORBACK PLAYERS: Returning Players

FOOTBALL



FORBES HARRIS

K, 6-1, 185, FR-RS
Cordova, Tenn.
St. George's Independent School

2010: He worked with the Arkansas specialists while redshirting.

HIGH SCHOOL: As a senior team captain for St. George's Independent School's football team in 2009, Harris notched more than 1,200 rushing yards and 10 touchdowns while nailing four field goal attempts from 30+ yards and going 51-for-53 on PATs. Harris also threw for two touchdowns in his final high school season, which earned him all-region and all-district honors. In his junior campaign, he rushed for more than 800 yards and kicked a perfect 43-of-43 in PATs while setting a season-long with a 46-yard field goal. He was coached by Ken Netherland and Brent Hill. Harris also participated in basketball, soccer and track.

PERSONAL: Born July 31, 1991, he is the son of Mark and Jane Harris. Harris is enrolled in the Walton College of Business, majoring in business.




JOHN HENSON

K, 5-11, 138, FR-RS
Southlake, Texas
Carroll HS

2010: He worked with the Arkansas specialists while redshirting.

HIGH SCHOOL: As a senior, Henson helped kick Southlake Carroll High School to the third round of the Texas Class 5A Division II state championship playoffs in 2009. Henson also played soccer for Southlake Carroll, which advanced to the second round of the Texas Class 5A state championship playoffs in his final high school season.

PERSONAL: Born Sept. 6, 1991, he is the son of Mel Henson. His father attended Arkansas from 1976-79. John is enrolled in the Walton College of Business and majoring in business.



19 JAVONTEE HERNDON


WR, 6-1, 200, SO-1L
Jacksonville, Fla.
The Bolles School

CAREER SUMMARY: Herndon has appeared in 12 games at Arkansas and made two receptions for 32 yards.

2010: He appeared in 12 games for the Razorbacks, missing only the game vs. No. 1 Alabama, and finished the season with two receptions for 32 yards. He tied for fifth on the team with seven special teams tackles. Herndon made one reception for 16 yards in Arkansas' season-opening 44-3 win vs. Tennessee Tech. He also had one catch for 16 yards with one tackle in UA's 24-17 victory vs. Texas A&M. He made one tackle vs. ULM, at Georgia, at No. 7 Auburn, vs. Vanderbilt, at No. 18 South Carolina and vs. UTEP.

HIGH SCHOOL: A polished wide receiver, Herndon helped The Bolles School to the state championship in 2009, which was the 10th in school history. He was a disciplined route-runner who produced at a high level during his senior year despite nagging injuries. As a junior, he finished the season with 23 catches for 552 yards and nine touchdowns. He was coached in high school by Corky Rogers. He was recruited by USF, Cincinnati, Vanderbilt and Clemson.

PERSONAL: Born June 29, 1991, he is the son of Xaviers Herndon and Olivia Scurlock. His brother, Tray, played wide receiver at Minnesota in 2007 and at Vanderbilt from 2008-10. Javontee is enrolled in the Fulbright College of Arts and Sciences.



18 ZACH HOCKER

K, 6-0, 180, SO-1L
Russellville, Ark.
Russellville HS

CAREER SUMMARY: Hocker enters the 2011 season having appeared in all 13 games as a Razorback. He is a perfect 56-of-56 on PAT attempts and 13-of-16 on field goals. His career-long field goal of 51 yards was the longest in school history by a freshman.

2010: He appeared in all 13 games for the Razorbacks and was named to the SEC All-Freshman Team after scoring 104 points, 56-56 on PATs and 16-19 on field goals. Hocker's 104 points scored were seventh in the SEC in 2010 and rank as the fourth-highest single-season total in school history and the third most by a kicker. He was one of just two kickers in the SEC to be perfect on PAT kicks, and his 56 made PATs ranked second in the conference and tied for 12th in the NCAA and as the third-most in a season by a Razorback kicker. His .842 field goal percentage ranked third in the SEC and tied for 21st in the NCAA and is the third-best single-season percentage (min. 10 attempts) in school history. His long of 51 yards was an Arkansas freshman record and the longest by any UA kicker since 1988. It came as part of a 2-of-2 field goal performance with five PATs in the Razorbacks' 41-20 win at No. 18 South Carolina. The Gamecock contest was in a run of seven consecutive games in which he made at least four PAT kicks, a streak that began at No. 7 Auburn and stretched through

RAZORBACK PLAYERS: Returning Players

RAZORBACK

RAZORBACK PLAYERS: Returning Players

Arkansas' 31-23 win vs. No. 6 LSU. He also started the season with three straight games of at least four PATs, making six in the season opener vs. Tennessee Tech and four each vs. ULM and at Georgia. He made a career-high three field goals on three attempts, with a long of 47, to go with one PAT made in the Allstate Sugar Bowl vs. No. 6 Ohio State. He was 2-of-2 on field goals vs. No. 1 Alabama and vs. Vanderbilt and connected on one field goal vs. ULM, at Georgia, vs. Texas A&M, vs. Ole Miss, vs. UTEP, at No. 22 Mississippi State and vs. No. 6 LSU.

HIGH SCHOOL: Hocker earned all-state honors in 2009 at Russellville High School under head coach Jeff Holt. As a senior, he was also named the Defensive Player of the Year by the *Arkansas Democrat-Gazette*. He was ranked as the best kicker in the state of Arkansas by *Scout.com*. Hocker was selected to play in the Arkansas High School Coaches Association East-West Shrine game. As a senior, he helped Russellville to an 8-3-1 record and kicked a school-record 15 field goals. All but three of his 61 kickoffs reached the end zone for a touchback, resulting in opponents starting from their 20-yard line more than 95 percent of the time. He finished the season with a 45-yard average on 35 punt attempts. He averaged more than 45 yards in seven games and 14 of his punts were downed inside the 20. He kicked four field goals in a 26-26 tie at Fayetteville, including a school-record 52 yarder. As a junior, he averaged 38 yards per punt. He selected Arkansas over Hawaii, Arkansas State, Memphis and North Carolina.

PERSONAL: Born Aug. 23, 1991, he is the son of Roy and Sandy Hocker. He is enrolled in the Walton College of Business and majoring in business.

Zach Hocker's Career Statistics

Career Highs	
PATs	7 - UTEP, 2010
Field Goals	3 - Ohio State, 2011
Long Field Goal	51 - South Carolina, 2010

Career Stats - Field Goals								
Year	Att/Made	Pct	1-19	20-29	30-39	40-49	50+	Lg
2010	16/19	84.2	1-1	4-4	4-5	6-8	1-1	51

Career Stats - PATs			
Year	Att/Made	Pct	Total Points
2010	56/56	1.000	104



84

PRICE HOLMES

WR, 6-3, 206, JR-SO
Batesville, Ark.
Batesville HS

2010: Holmes appeared in one game, the Razorbacks' 58-21 victory vs. UTEP, but did not record any statistics.

2009: He did not see any game action.

HIGH SCHOOL: Holmes lettered in football, baseball and track and field at Batesville High School. He was a member of the three-time 5A-East runner-up team.

PERSONAL: Born Oct. 31, 1990, he is the son of Price Jr., and LeAnn Holmes. Holmes is the ninth member of his family to attend Arkansas and his grandfather played football for the Razorbacks in the late 1940s. He is majoring in nursing. He was named to the Athletic Director's List for his work in the classroom in the fall of 2009. He was recognized on the SEC Academic Honor Roll and the Athletic Director's List for the fall of 2010.

2

JULIAN HORTON

WR, 6-1, 194, SO-1L
Norcross, Ga.
Greater Atlanta Christian School

CAREER SUMMARY: Horton has appeared in all 13 games of his career and made four receptions for 85 yards.

2010: He appeared in all 13 games for the Razorbacks, seeing action at wide receiver and on special teams. He caught four passes for 85 yards. Horton's first career reception was a 20 yarder in Arkansas' 38-24 win vs. Ole Miss. He pulled in two passes for 59 yards, including a career-long 52 yarder, in UA's 49-14 victory vs. Vanderbilt. He also made one reception for six yards in the Razorbacks' 58-21 win vs. UTEP.

HIGH SCHOOL: Horton played both wide receiver and defensive back at Greater Atlanta Christian School, where he was coached by Ken Robinson. Horton was ranked as the No. 76 athlete in the nation by *Rivals.com* and the No. 61 recruit in the state of Georgia. During his high school career, he had 133 receptions for nearly 2,400 yards and 18 touchdowns. During his senior season, he had 51 catches for 710 yards and seven touchdowns and earned honorable mention class 2A All-State honors. He was named to the all-county first-team as a junior. During his sophomore season, he had one of his most memorable performances when he had 10 catches for 244 yards against Calhoun. In 2007, he was a teammate at Greater Atlanta Christian School of Bobby Petrino, Jr. He also was a star basketball player for his high school. He chose Arkansas over Alabama, Maryland, UCLA, North Carolina, Oklahoma State, Illinois and Vanderbilt.

PERSONAL: Born Dec. 12, 1991, he is the son of Angelina Horton. He is enrolled in the Fulbright College of Arts and Sciences.

FOOTBALL

83

**MAUDRECUS
HUMPHREY**

WR, 6-3, 185, SO-1L
Hoover, Ala.
Hoover HS



CAREER SUMMARY: Humphrey has appeared in all 13 games of his career and returned six kickoffs for a total of 111 yards.

2010: He appeared in all 13 games for the Razorbacks, playing mostly on special teams. He returned three kickoffs for a total of 49 yards in Arkansas' 31-24 win at Georgia. The next week, he returned three kickoffs for a total of 62 yards vs. No. 1 Alabama. He made one tackle on kickoff coverage at No. 7 Auburn. He recovered one fumble, a mishandled punt by the Tigers, in UA's 31-23 win vs. No. 6 LSU.

HIGH SCHOOL: Humphrey was a standout wide receiver who helped lead Hoover High School to a 15-1 record and the Class 6A state championship as a senior under coach Josh Niblett. He was listed as the No. 85 wide receiver nationally by *Rivals.com* and No. 34 in the state of Alabama. He was selected to play in the Mississippi/Alabama All-Star game for his efforts during his final year. In 2009, he had 67 receptions for 1,011 yards and 13 touchdowns. He was an honorable mention all-state selection by the ASWA as a junior when he caught 47 passes for 808 yards and scored 10 touchdowns. He had a 17.2 yard average per catch and a long of 82 yards for the Buccaneers, who finished as the 6A state championship runner-up in 2008. Humphrey also competed on the track team. He was also recruited by Kentucky, Louisville, Ole Miss, Mississippi State, Nebraska and West Virginia.

PERSONAL: Born Jan. 6, 1992, he is the son of Bobby and Barbara Humphrey. His father played running back at Alabama from 1985-88 and in the NFL for the Denver Broncos, Miami Dolphins and Buffalo Bills. Maudrecus is enrolled in the Fulbright College of Arts and Sciences.

69

**DAVID
HURD**

OT, 6-6, 300, JR-SQ
West Monroe, La.
West Monroe HS



2010: Hurd did not see any game action while working with the Arkansas scout team.

2009: He did not see any game action.

HIGH SCHOOL: Hurd decided to walk on at Arkansas rather than take a scholarship offer at other schools. He also received interest from SMU. He was a second-team Class 5A District 1 selection as a senior.

PERSONAL: Born Oct. 20, 1990, he is the son of Paul and Cathy Hurd. He is majoring in biology and was named an Academic Champion for maintaining a 4.0 GPA in the fall of 2009. He was named to the SEC Academic Honor Roll and the Razorback Honor Roll in the fall of 2010.

96

**JEREMIAH
JACKSON**

DT, 6-3, 281, SO-SQ
Hoover, Ala.
Spain Park HS



CAREER SUMMARY: Jackson has appeared in four games and recorded one tackle.

2010: He appeared in four games for the Razorbacks and made one tackle. His tackle came in his collegiate debut, a 44-3 Arkansas win vs. Tennessee Tech in the season opener. Jackson also saw action vs. No. 1 Alabama, vs. Vanderbilt and vs. UTEP.

HIGH SCHOOL: He was a key component on the defensive line for Spain Park for three straight years. He was ranked as the No. 45 defensive tackle prospect in the nation and the No. 18 recruit in the state of Alabama by *Rivals.com*. He was listed at No. 65 by *Scout.com*. As a senior, Jackson recorded 82 tackles, 22 quarterback hurries and seven tackles for loss. He also collected seven sacks, two pass deflections, one forced fumble and one quarterback hit. He was selected to the Alabama-Mississippi All-Star Game after his senior season. He also earned ASWA first-team all-state honors as well as being named *Shelby County Reporter* First-Team All-County. He was also part of the *Birmingham News* Super Senior Pre-Season Second Dozen. In 2008, he collected 63 tackles, three for a loss and four sacks. As a sophomore in 2007, he tallied 22 tackles and two sacks on the Alabama 6A state championship runner-up team. Jackson was ranked as the No. 16 defensive tackle in the state of Alabama and the No. 41 recruit at his position by *Rivals.com*. He played at Spain Park High School for coach John Grass. He was also recruited by Auburn, Duke, Kentucky, Ole Miss, South Alabama, Southern Miss, UAB and Vanderbilt.

PERSONAL: Born July 17, 1992, he is the son of Eddie and JaWanda Jackson. He is majoring in history.

10

**HUNTER
JARVIS**

WR, 5-8, 171, SO-SQ
Fairview, Texas
Lovejoy HS



2010: He did not see any game action while working with the Arkansas scout team.

HIGH SCHOOL: A team captain, Jarvis earned first-team All-District 13-3A honors at wide receiver for Lovejoy High School in 2008, making 46 catches for 606 yards and four touchdowns. Jarvis helped lead Lovejoy to an appearance in the 2008 Texas Class 3A Division I state championship playoffs. He also participated in track and field.

PERSONAL: Born March 27, 1991, he is the son of Michael and Sue Jarvis. He is enrolled in the Walton College of Business, majoring in business.

RAZORBACK PLAYERS: Returning Players

RAZORBACK

33

DENNIS JOHNSON

RB, 5-9, 213, JR-2L
Texarkana, Ark.
Arkansas HS



CAREER SUMMARY: Johnson enters the 2011 season as the SEC's active leader for career kickoff return yards and total return yards with 2,014. His kickoff return yards total is an Arkansas record and ranks eighth all-time in the SEC. He also holds the UA record with 84 career kickoff returns and leads the 2011 squad with two kick returns for touchdowns. His career kickoff return average of 23.98 yards ranks fifth in school history. He has appeared in 27 games and made four starts for the Razorbacks and rushed 102 times for 608 yards and two touchdowns.

2010: He was named to the Doak Walker Award Watch List and appeared in two games for the Razorbacks before suffering a season-ending injury vs. ULM that led to a redshirt. Before being injured, he collected 83 rushing yards and one touchdown on nine carries and returned three kickoffs for 78 total yards. Johnson rushed three times for 60 yards and one touchdown and returned two kickoffs for a total of 50 yards with a long of 32 in Arkansas' season-opening 44-3 win vs. Tennessee Tech. His touchdown rush was the first of the season for the Razorbacks, marking the second straight season he has scored the first touchdown for UA. In Arkansas' 31-7 win vs. ULM, he rushed six times for 23 yards and returned one kickoff for 28 yards before being injured.

2009: He played in all 13 games with starts at No. 1 Florida and in the AutoZone Liberty Bowl against East Carolina. He was 28th in the nation and ninth in the SEC with 25.78 yards per kickoff return, and 75th nationally and ninth in the league with 111.15 yards of total offense per game. He returned 40 kickoffs for a school-record 1,031 yards and the touchdown, and became the career leader with 1,936 kickoff return yards. He had 57 rushes for 342 yards. He returned the season-opening kickoff 91 yards for a touchdown against Missouri State. His carries and yardage total ranked third on the team, and his 6.0 average was second among players with 10 or more attempts. He also had 10 receptions for 72 yards, ranking eighth on the team in catches. He was the SEC Special Teams Player of the Week against Missouri State, when he had two kickoff returns for 115 yards, including the 91-yard touchdown, along with a 10-yard reception; and Auburn, when he had three kick returns for 145 yards with a long of 70. He had six carries for 16 yards, a five-yard reception and three returns for 63 yards against Georgia. He had three returns for 81 yards with a long of 52 at Alabama and three for 69 against Texas A&M. He had 14 carries for 107 yards, one reception for 15 yards and five returns for 124 yards at No. 1 Florida for 246 all-purpose yards. Johnson rushed for 15 yards on four carries and had five returns for 122 yards at Ole Miss. He had three returns for 68 yards against Eastern Michigan and four for 54 against South Carolina. Against Troy, he ran four times for 58 yards, had an 11-yard reception and returned two kicks for 53 yards. He rushed for a team-high 50 yards on 11 carries, had a six-yard catch and returned two kicks for 46 yards against Mississippi State. At LSU, he ran nine times for 78 yards, caught three passes for 17 and returned four kicks for 75 for 170 all-purpose yards. In the Liberty Bowl win over East Carolina, he ran four times for 21 yards, had two catches for eight and one return for 16.

2008: Johnson was a Coaches All-SEC Freshman Team member who played in all 12 games and made two starts against Western Illinois and LSU. He handled kickoff return duties and had 41 for 905 yards (22.1 per return) and a touchdown. His 905 kickoff return yards set

a then-Arkansas school record and ranked as the seventh-highest career total in Razorback history. He had 150 kickoff return yards against Texas, marking the third-highest single-game effort ever by an Arkansas player. He also had a 96-yard touchdown return against Tulsa, which proved to be the game winner. The return was the 11th-longest in school history and tied for the seventh-longest by any player nationally against a top 25 school in 2008. Johnson finished the season as the second-leading rusher for the Razorbacks with 36 carries for 184 yards and a touchdown. He had a career game against LSU and was named the SEC Freshman of the Week for his effort. Against the Tigers, he had 230 all-purpose yards, including 18 carries for 127 yards and a 17-yard touchdown run in the first quarter.

HIGH SCHOOL: He finished his prep career with 56 touchdowns and more than 4,700 rushing yards for former Razorback assistant coach and Arkansas High School coach Bill Keopple. As a senior, he rushed for 1,529 yards and 20 touchdowns on 209 attempts in leading the Razorbacks to their second consecutive 6A state championship. He was the most valuable player in the state championship game as both a junior and a senior. As a senior, he had six catches for 138 yards and two touchdowns. He returned nine punts for 361 yards and four touchdowns. He returned three kickoffs for 79 yards. He was selected to the AP Super Team as an all-purpose player. During his junior season, he gained 1,500 yards on the ground with 16 touchdowns in leading his squad to a state championship. As a sophomore, he scored 18 touchdowns on the ground on 150 carries and 1,734 rushing yards. He also posted four touchdowns and 200 yards as a receiver. He was named to the *Arkansas Democrat-Gazette* All-Arkansas team as both a junior and senior, and was named the 6A South's most outstanding back in his final prep campaign. He was ranked the No. 33 all-purpose back in the nation and the No. 10 overall recruit in the state of Arkansas by *Rivals.com*. He was ranked the No. 8 prospect in the *HawgsSports.com* Natural 21 and No. 10 by *Hawgs Illustrated* for the state of Arkansas. He was rated the No. 114 running back in the nation by *Scout.com*. He was also recruited by Oklahoma State among others.

PERSONAL: Born Feb. 24, 1990, he is the son of Dennis Johnson and Rosalind Reems. He is majoring in sociology.

Dennis Johnson's Career Statistics

Career Highs

Rushing Attempts18 - LSU, 2008
Rushing Yards127 - LSU, 2008
Rushing TDs1 - Tennessee Tech, 2010; LSU, 2008
Long Rush54 - LSU, 2008
Receptions3 - South Carolina, 2008
KOR Attempts6 - LSU, 2008; Texas, 2008; Alabama, 2008
Long KOR96 - Tulsa, 2008

Career Stats - Rushing

Year	G/GS	Att	Yds	TD	Lg	Avg/C	Avg/G
2008	12/2	36	184	1	54	5.1	15.3
2009	13/2	57	342	0	46	6.5	26.3
2010	2/0	9	83	1	49	9.2	41.5
Total	27/4	102	609	2	54	6.0	22.6

Career Stats - Kick Returns

Year	KOR	Yds	TD	Lg	Avg./Ret	Avg/G
2008	41	905	1	96	22.1	75.4
2009	40	1,031	1	91	25.8	79.3
2010	3	78	0	32	26.0	39.0
Total	84	2,014	2	96	24.0	74.6

Career Game-by-Game

Date	Opponent	Rush	Yds	TD	Lg	Rec	Yds	TD	Lg	KOR	Yds	TD	Lg	AP
8/30	W. Illinois	6	18	0	7	0	0	0	0	0	0	0	0	18
9/6	vs. ULM+	0	0	0	0	0	0	0	0	3	50	0	24	50
9/20	Alabama	1	1	0	1	1	5	0	5	6	142	0	41	148
9/27	at Texas	3	10	0	8	0	0	0	0	6	150	0	34	160
10/4	Florida	0	0	0	0	0	0	0	0	3	60	0	33	60
10/11	at Auburn	1	5	0	5	0	0	0	0	4	89	0	30	94
10/18	at Kentucky	0	0	0	0	0	0	0	0	3	54	0	28	54
10/25	Ole Miss	0	0	0	0	0	0	0	0	4	76	0	22	76

RAZORBACK PLAYERS: Returning Players

FOOTBALL

11/1	Tulsa	0	0	0	0	0	0	0	0	0	1	96	1	96	96
11/8	at S. Carolina	4	10	0	6	3	18	0	10	2	55	0	31	73	
11/22	at Miss. State	3	13	0	7	0	0	0	0	3	30	0	16	43	
11/28	LSU+	18	127	1	54	0	0	0	0	6	103	0	24	230	

+Little Rock, Ark.

2009

Date	Opponent	Rush	Yds	TD	Lg	Rec	Yds	TD	Lg	KOR	Yds	TD	Lg	AP
9/5	Missouri State+	3	-4	0	1	1	10	0	10	2	115	1	91	121
9/19	Georgia	6	16	0	6	1	5	0	5	3	63	0	30	84
9/26	at Alabama	2	1	0	5	0	0	0	0	3	81	0	52	82
10/3	vs. Texas A&M^	0	0	0	0	0	0	0	0	3	69	0	28	69
10/10	Auburn	0	0	0	0	0	0	0	0	3	145	0	70	145
10/17	at Florida	14	107	0	42	1	15	0	15	5	124	0	33	246
10/24	at Ole Miss	4	15	0	6	0	0	0	0	5	122	0	33	137
10/31	E. Michigan	0	0	0	0	0	0	0	0	3	68	0	29	68
11/7	S. Carolina	0	0	0	0	0	0	0	0	4	54	0	16	54
11/14	Troy	4	58	0	46	1	11	0	11	2	53	0	37	122
11/21	Miss. State+	11	50	0	19	1	6	0	6	2	46	0	31	102
11/28	at LSU	9	78	0	23	3	17	0	18	4	75	0	25	170
1/2	vs. E. Carolina#	4	21	0	13	2	8	0	6	1	16	0	16	45

+Little Rock, Ark.

^Arlington, Texas

#Liberty Bowl

2010

Date	Opponent	Rush	Yds	TD	Lg	Rec	Yds	TD	Lg	KOR	Yds	TD	Lg	AP
9/4	Tenn. Tech	3	60	1	49	0	0	0	0	2	50	0	32	110
9/11	ULM+	6	23	0	15	0	0	0	0	1	28	0	28	51
9/18	at Georgia	--DNP--												
9/25	Alabama	--DNP--												
10/9	vs. Texas A&M^	--DNP--												
10/16	at Auburn	--DNP--												
10/23	Ole Miss	--DNP--												
10/30	Vanderbilt	--DNP--												
11/6	at S. Carolina	--DNP--												
11/13	UTEP	--DNP--												
11/20	at Miss. State	--DNP--												
11/27	LSU+	--DNP--												
1/4	vs. Ohio State#	--DNP--												

+Little Rock, Ark.

^Arlington, Texas

#Sugar Bowl



48

AUSTIN JONES

LB, 6-2, 230, SO-SO
Dallas, Texas
Lake Highlands HS/Air Force Academy

2010: He worked with the UA scout team after transferring from the Air Force Academy.

BEFORE ARKANSAS: Jones attended the Air Force Academy in 2009. In 2008, he helped Lake Highlands High School to district, area and regional championships. He was voted first-team all-district for his senior season performance, which included 160 tackles. As a junior, Jones recorded 100 tackles and one interception. He earned academic all-state honorable mention honors.

PERSONAL: Born May 16, 1991, he is the son of Brian and Lauren Jones. He is enrolled in the Fulbright College of Arts and Sciences.

54

BYRAN JONES

DT, 6-2, 312, SO-1L
Junction City, Ark.
Junction City HS

CAREER SUMMARY: Jones has appeared in 10 games with five starts and recorded 23 tackles with 1.0 for loss.

2010: He appeared in 10 games with five starts for the Razorbacks and was named to the SEC All-Freshman Team. He finished the season with 23 tackles, 1.0 for loss, despite not playing at No. 18 South Carolina, vs. UTEP or in the Allstate Sugar Bowl vs. No. 6 Ohio State due to an injury. Jones recorded a season-high five tackles in his collegiate debut, helping Arkansas open the season with a 44-3 win vs. Tennessee Tech. He made three tackles in Arkansas' 31-7 victory vs. ULM. He collected four tackles vs. No. 1 Alabama in his first career start. He also earned a start and made four tackles in UA's 24-17 victory vs. Texas A&M. In his start at No. 7 Auburn, Jones made three tackles. He recorded one tackle as a starter in UA's 38-24 victory vs. Ole Miss. He was injured in the Razorbacks' 49-14 win vs. Vanderbilt and missed the next two games. He returned to make one full tackle for loss in Arkansas' 38-31 double-overtime win at No. 22 Mississippi State, and he made one tackle in his final start of the season, a 31-23 win vs. No. 6 LSU.

HIGH SCHOOL: A coveted defensive tackle, Jones helped lead Junction City to back-to-back 2A state championships as he was named the MVP of the title game during his junior and senior seasons. He was ranked as the No. 19 defensive tackle in the nation and the No. 2 recruit in the state of Arkansas by *Rivals.com*. Jones was a first-team all-state selection in 2009, and he was selected to play in the Arkansas High School Coaches Association East-West Shrine game. The Dragons earned the state title by defeating Bearden both seasons and in 2009 Jones finished the game with six tackles, one sack and one fumble recovery. As a senior, he had 97 tackles, 25 tackles for a loss and four fumble recoveries. He had 98 tackles as a junior, 102 as a sophomore and 53 tackles as a freshman. Jones was coached at Junction City by David Carpenter and he also played offensive tackle for the Dragons. He was a three-time state champion in the shot put and also played basketball. He was also recruited by Auburn, Oklahoma, Ole Miss, Mississippi State and Baylor.

RAZORBACK PLAYERS: Returning Players

RAZORBACK

PERSONAL: Born Jan. 8, 1991, he is the son of Otis and Kathy Jones. He is majoring in sociology.

Byran Jones' Career Statistics

Career Highs
 Tackles..... 5 - Tennessee Tech, 2010
 Tackles for Loss 1.0 - Mississippi State, 2010
 Forced Fumbles..... 1 - Mississippi State, 2010

Career Stats - Tackles

Year	G/GS	UA-A	Total	TFL-Yds
2010	10/5	9-14	23	1.0-1

Career Game-By-Game

2010										
Date	Opponent	UA-A	Total	TFL-Yds	Sack-Yds	QBH	PD	SAF	FF	FR
9/4	Tenn. Tech	2-3	5	0.0-0	0.0-0	0	0	0	0	0
9/11	ULM+	0-3	3	0.0-0	0.0-0	0	0	0	0	0
9/18	at Georgia	0-1	1	0.0-0	0.0-0	0	0	0	0	0
9/25	Alabama	2-2	4	0.0-0	0.0-0	0	0	0	0	0
10/9	vs. Texas A&M^	1-3	4	0.0-0	0.0-0	0	0	0	0	0
10/16	at Auburn	2-1	3	0.0-0	0.0-0	0	0	0	0	0
10/23	Ole Miss	0-1	1	0.0-0	0.0-0	0	0	0	0	0
10/30	Vanderbilt	0-0	0	0.0-0	0.0-0	0	0	0	0	0
11/6	at S. Carolina	--DNP--								
11/13	UTEP	--DNP--								
11/20	at Miss. State	1-0	1	1.0-1	0.0-0	0	0	0	1	0
11/27	LSU+	1-0	1	0.0-0	0.0-0	0	1	0	0	0
1/4	vs. Ohio State#	--DNP--								

+Little Rock, Ark.

^Arlington, Texas

#Sugar Bowl

92

DEQUINTA

JONES

DT, 6-5, 307, JR-2L

Bastrop, La.

Bastrop HS

CAREER SUMMARY: Jones has appeared in 24 games with 11 starts. He has recorded 62 tackles, 4.0 for loss with 2.5 sacks, two forced fumbles, two quarterback hurries and two pass breakups.

2010: He appeared in 12 games with eight starts for the Razorbacks and finished the season with 38 tackles, 0.5 for loss, two forced fumbles, two quarterback hurries and one pass breakup. The only game he missed was Arkansas' 49-14 win vs. Vanderbilt. He started the first seven games of the season, as well as the Allstate Sugar Bowl vs. No. 6 Ohio State. He matched his career high with five tackles, including 0.5 for loss, vs. No. 1 Alabama. He also recorded five stops in UA's 24-17 win vs. Texas A&M. Jones opened the season with four tackles and one forced fumble in the Razorbacks' 44-3 win vs. Tennessee Tech. He made one tackle and had two quarterback hurries in Arkansas' 31-7 win vs. ULM. He made three tackles in a 31-24 win at Georgia. He made one tackle at No. 7 Auburn. He recorded three tackles in Arkansas' 38-24 win vs. Ole Miss. He recorded two stops in the Razorbacks' 41-20 victory at No. 18 South Carolina. He made three tackles in UA's 58-21 win vs. UTEP. He had four tackles and one forced fumble in the Razorbacks' 38-31 double-overtime win at No. 22 Mississippi State. In Arkansas' 31-23 win vs. No. 6 LSU, Jones made three tackles and had one pass breakup. He made four tackles in the Allstate Sugar Bowl vs. No. 6 Ohio State.

2009: Jones played in 12 games with starts against No. 17 Auburn, Mississippi State and No. 17 LSU. The only game he missed was the AutoZone Liberty Bowl victory over East Carolina. He finished the year with 24 tackles, 3.5 tackles for loss, 2.5 sacks and one pass broken up. His sack total tied for third on the team, 3.5 tackles for loss ranked ninth and his tackle total was 15th. He had two sacks against top 25 opponents, both at No. 1 Florida, which led all SEC freshmen and tied for ninth in the league overall.

HIGH SCHOOL: He was a Louisiana Sports Writers Association Class 4A all-state pick as a senior at Bastrop High School where he played for Brad Bradshaw. He was rated one of the top 10 prospects in the state and the No. 25 defensive tackle in the nation by *Rivals.com*. *Scout.com* ranked him the No. 60 defensive end. He was selected to play in the Offense-Defense All-American Bowl. He had 70 tackles, two sacks and three fumble recoveries during his senior season. He recorded a season-high 12 tackles against Belle Chasse in the final game of 2008 as Bastrop finished 11-2. As a junior, he recorded 87 tackles, three sacks and three fumble recoveries. He was also recruited by Alabama, Auburn, Michigan, Ole Miss, Mississippi State and Oklahoma State.

PERSONAL: Born Dec. 6, 1990, he is the son of Bowman Moore and Belinda Jones. He is majoring in sociology.

DeQuinta Jones' Career Statistics

Career Highs
 Tackles..... 5 - Texas A&M, 2010; Alabama, 2010; Florida, 2009
 Tackles for Loss 2.0 - Florida, 2009
 Sacks 2.0 - Florida, 2009

Career Stats - Tackles

Year	G/GS	UA-A	Tot	TFL-Yds	Sacks-Yds	QBH	PD	FF	FR
2009	12/3	17-7	24	3.5-26	2.5-24	0	1	1	0-0
2010	12/8	15-23	38	0.5-1	0.0-0	2	1	1	2-0
Total	24/11	32-30	62	4.0-27	2.5-24	2	2	2	2-0

RAZORBACK PLAYERS: Returning Players



FOOTBALL

Career Game-by-Game 2009

Date	Opponent	UA-A	Total	TFL-Yds	Sack-Yds	QBH	PD	SAF	FF	FR
9/5	Missouri State+	2-1	3	0.0-0	0.0-0	0	0	0	0	0
9/19	Georgia	0-0	0	0.0-0	0.0-0	0	0	0	0	0
9/26	at Alabama	2-1	3	0.0-0	0.0-0	0	0	0	0	0
10/3	vs. Texas A&M^	0-2	2	0.0-0	0.0-0	0	0	0	0	0
10/10	Auburn	3-0	3	0.0-0	0.0-0	0	0	0	0	0
10/17	at Florida	4-1	5	2.0-19	2.0-19	0	0	0	0	0
10/24	at Ole Miss	4-0	4	0.0-0	0.0-0	0	0	0	0	0
10/31	E. Michigan	0-0	0	0.0-0	0.0-0	0	0	0	0	0
11/7	S. Carolina	0-2	2	0.5-5	0.5-5	0	0	0	0	0
11/14	Troy	0-0	0	0.0-0	0.0-0	0	0	0	0	0
11/21	Miss. State+	0-0	0	0.0-0	0.0-0	0	0	0	0	0
11/28	at LSU	2-0	2	1.0-2	0.0-0	0	0	0	0	0
1/2	vs. E. Carolina#	--DNP--								

+Little Rock, Ark.
^Arlington, Texas
#Liberty Bowl

2010

Date	Opponent	UA-A	Total	TFL-Yds	Sack-Yds	QBH	PD	SAF	FF	FR
9/4	Tenn. Tech	2-2	4	0.0-0	0.0-0	0	0	0	1	0
9/11	ULM+	0-1	1	0.0-0	0.0-0	2	0	0	0	0
9/18	at Georgia	3-0	3	0.0-0	0.0-0	0	0	0	0	0
9/25	Alabama	1-4	5	0.5-1	0.0-0	0	0	0	0	0
10/9	vs. Texas A&M^	0-5	5	0.0-0	0.0-0	0	0	0	0	0
10/16	at Auburn	1-0	1	0.0-0	0.0-0	0	0	0	0	0
10/23	Ole Miss	0-3	3	0.0-0	0.0-0	0	0	0	0	0
10/30	Vanderbilt	--DNP--								
11/6	at S. Carolina	1-1	2	0.0-0	0.0-0	0	0	0	0	0
11/13	UTEP	0-3	3	0.0-0	0.0-0	0	0	0	0	0
11/20	at Miss. State	2-2	4	0.0-0	0.0-0	0	0	0	1	0
11/27	LSU+	2-1	3	0.0-0	0.0-0	0	1	0	0	0
1/4	vs. Ohio State#	3-1	4	0.0-0	0.0-0	0	0	0	0	0

+Little Rock, Ark.
^Arlington, Texas
#Sugar Bowl



39

JARRETT LAKE

LB, 6-3, 223, SO-1L
Jenks, Okla.
Jenks HS

CAREER SUMMARY: Lake has appeared in seven games and made four tackles.

2010: He appeared in seven games for the Razorbacks and finished the season with four tackles. Lake made two tackles in his collegiate debut, Arkansas' season-opening 44-3 win vs. Tennessee Tech. He recorded one tackle in the Razorbacks' 31-7 win vs. ULM and in their 58-21 victory vs. UTEP. He also saw action at Georgia, vs. No. 1 Alabama, vs. Texas A&M and vs. Vanderbilt.

HIGH SCHOOL: Lake is a versatile athlete who played wide receiver and also lined up at running back in high school. He was also recruited by many schools at linebacker. Lake attended Hargrave Military Academy before playing in nine games for national powerhouse Jenks in 2008. He was rated as the No. 23 prospect in the state of Oklahoma by *Rivals.com*. As a junior under coach Allan Trimble, Lake caught 21 passes for 483 yards and five touchdowns while helping the Trojans go 12-2 and reach the Class 6A state championship game. He had a season-high 126 yards on five receptions and scored two touchdowns against Sapulpa. Lake selected Arkansas over Oklahoma, Kansas State, Missouri, Tulsa, Oklahoma State, North Carolina, TCU, UNLV and Wyoming.

PERSONAL: Born Aug. 31, 1991, his mother is Tonya Lake and his guardian is Claire Williams. He is enrolled in the Fulbright College of Arts and Sciences.

MORGAN LINTON

FB, 5-11, 240, FR-RS
Lonoke, Ark.
Lonoke HS

2010: He worked with the Arkansas scout team while redshirting.

HIGH SCHOOL: A standout at fullback, Linton helped Lonoke High School and head coach Doug Bost to an Arkansas Class 4A state championship runner-up finish in 2009. He earned first-team all-conference honors at fullback as a junior and senior. Lonoke claimed conference championships in 2008 and 2009. Linton picked up second-team all-conference accolades at defensive end as a sophomore.

PERSONAL: Born July 8, 1991, he is the son of Mike and Jennifer Linton. He is enrolled in the Walton College of Business and majoring in business. He was named to the Razorback Honor Roll for his work in the classroom in the fall of 2010.

RAZORBACK PLAYERS: Returning Players


RAZORBACK

RAZORBACK PLAYERS: Returning Players

6

ISAAC MADISON

CB, 5-11, 185, SR-3L
Dallas, Texas
Carter HS



CAREER SUMMARY: Madison has appeared in 35 games with 21 starts. He has recorded 66 tackles, 1.0 for loss, made one interception and broken up 12 passes. His 12 pass breakups lead all current Razorbacks entering the 2011 season.

2010: He appeared in all 13 games with 10 starts for the Razorbacks and finished the season with 30 tackles and tied for the team lead with five pass breakups. He recorded a career-high seven tackles and added one pass breakup in Arkansas' 31-24 win at Georgia. He tied his career high with two pass breakups and recorded one tackle in UA's 38-24 win vs. Ole Miss. Madison made two tackles in the season-opening 44-3 win vs. Tennessee Tech as well as the next week in a 31-7 victory vs. ULM. He recorded four tackles and one pass breakup in Arkansas' 24-17 victory vs. Texas A&M. He made one tackle at No. 7 Auburn. He had one pass breakup to go with three tackles in UA's 41-20 win at No. 18 South Carolina. He also recorded two tackles in the Razorbacks' 58-21 win vs. UTEP and in their 38-31 double-overtime victory at No. 22 Mississippi State. He made five tackles in the Razorbacks' 31-23 win vs. No. 6 LSU. He recorded one tackle in the Allstate Sugar Bowl vs. No. 6 Ohio State.

2009: He missed the entire season after suffering an ACL tear in his left knee during a scrimmage on Aug. 15.

2008: Madison started 11 games at cornerback and played in all 12 with the ULM game being the only one he did not start. He had 38 tackles on the year with one for a loss of four yards. Also, he had one interception he returned for 43 yards and totaled seven pass breakups. Madison also had a season-high six tackles against Ole Miss (five unassisted) and broke up a pass. He had three tackles in the win over No. 19 Tulsa and had two pass breakups. He had a 43-yard interception return against the Golden Hurricanes.

2007: He played in 10 games, seeing action in every contest with the exception of the Alabama, Florida International and LSU games. He did not record any statistics.

HIGH SCHOOL: He was a two-year starter in the secondary at Carter High for coach Allen Wilson. He also played on offense. He ran 31 times for 331 yards and three touchdowns as a senior. He played in just four games as a junior before being sidelined for the rest of the year with an injury. He had 25 tackles and eight pass breakups in his limited action. *The Dallas Morning News* rated him the No. 51 overall player in the metro area. *Scout.com* listed him as the No. 92 cornerback in the country. He chose Arkansas over Oklahoma State and Rice.

PERSONAL: Born April 30, 1989, he is the son of Isaac, Sr. and Ruby Hatley. He is majoring in recreation and sport management.

Isaac Madison's Career Statistics
Career Highs
 Tackles..... 7 - Georgia, 2010
 Interceptions..... 1 - Tulsa, 2008
 Pass Breakups..... 2 - Ole Miss, 2010; Tulsa, 2008

Career Stats - Tackles						
Year	G/GS	UA-A	Total	TFL-Yds	INT-Yds	PBU
2007	10/0	0-0	0	0-0-0	0-0	0
2008	12/11	26-10	36	1-0-4	1-43	7
2009	Medical Redshirt					
2010	13/10	19-11	30	0-0-0	0-0	5
Total	35/21	45-21	66	1-0-4	1-43	12

Career Game-By-Game
2007

Date	Opponent	UA-A	Total	TFL-Yds	INT-Yds	PBU	FF	FR
9/1	Troy	0-0	0	0-0-0	0-0	0	0	0
9/15	at Alabama	--DNP--						
9/22	Kentucky	0-0	0	0-0-0	0-0	0	0	0
9/29	North Texas	0-0	0	0-0-0	0-0	0	0	0
10/6	Tenn.-Chattanooga+	0-0	0	0-0-0	0-0	0	0	0
10/13	Auburn	0-0	0	0-0-0	0-0	0	0	0
10/20	at Ole Miss	0-0	0	0-0-0	0-0	0	0	0
10/27	Fla. International	--DNP--						
11/3	South Carolina	0-0	0	0-0-0	0-0	0	0	0
11/10	at Tennessee	0-0	0	0-0-0	0-0	0	0	0
11/17	Mississippi State+	0-0	0	0-0-0	0-0	0	0	0
11/23	at LSU	--DNP--						
1/1	vs. Missouri#	0-0	0	0-0-0	0-0	0	0	0

+Little Rock, Ark.
 #Cotton Bowl

2008

Date	Opponent	UA-A	Total	TFL-Yds	INT-Yds	PBU	FF	FR
9/30	W. Illinois	1-0	1	0-0-0	0-0	0	0	0
9/6	ULM+	2-0	2	0-0-0	0-0	0	0	0
9/20	Alabama	1-0	1	0-0-0	0-0	1	0	0
9/27	at Texas	3-2	5	0-0-0	0-0	0	0	0
10/4	Florida	2-3	5	0-0-0	0-0	0	0	0
10/11	at Auburn	3-0	3	0-0-0	0-0	1	0	0
10/18	at Kentucky	0-2	2	0-0-0	0-0	0	0	0
10/25	Ole Miss	5-1	6	0-0-0	0-0	1	0	0
11/1	Tulsa	3-0	3	0-0-0	1-43	2	0	0
11/8	at S. Carolina	1-0	1	1-0-4	0-0	0	0	0
11/22	at Miss. State	3-0	3	0-0-0	0-0	1	0	0
11/28	LSU+	2-2	4	0-0-0	0-0	1	0	0

+Little Rock, Ark.

2010

Date	Opponent	UA-A	Total	TFL-Yds	INT-Yds	PBU	FF	FR
9/4	Tenn. Tech	2-0	2	0-0-0	0-0	0	0	0
9/11	ULM+	0-2	2	0-0-0	0-0	0	0	0
9/18	at Georgia	5-2	7	0-0-0	0-0	1	0	0
9/25	Alabama	0-0	0	0-0-0	0-0	0	0	0
10/9	vs. Texas A&M^	3-1	4	0-0-0	0-0	1	0	0
10/16	at Auburn	0-1	1	0-0-0	0-0	0	0	0
10/23	Ole Miss	1-0	1	0-0-0	0-0	2	0	0
10/30	Vanderbilt	0-0	0	0-0-0	0-0	0	0	0
11/6	at S. Carolina	2-1	3	0-0-0	0-0	1	0	0
11/13	UTEP	0-2	2	0-0-0	0-0	0	0	0
11/20	at Miss. State	2-0	2	0-0-0	0-0	0	0	0
11/27	LSU+	3-2	5	0-0-0	0-0	0	0	0
1/4	vs. Ohio State#	1-0	1	0-0-0	0-0	0	0	0

+Little Rock, Ark.
 ^Arlington, Texas
 #Sugar Bowl



FOOTBALL

47

MATT MARSHALL

LB, 6-1, 230, JR-2L
Camden, N.J.
Camden HS

CAREER SUMMARY: Marshall has played in 14 games and made five tackles.

2010: He appeared in 11 games for the Razorbacks, missing only the 38-31 double-overtime win at No. 22 Mississippi State and the Allstate Sugar Bowl vs. No. 6 Ohio State, and ended the season with five tackles. Marshall made two stops in Arkansas' 58-21 victory vs. UTEP. He recorded one tackle in the Razorbacks' 44-3 win vs. Tennessee Tech, their 31-7 victory vs. ULM and their 41-20 win at No. 18 South Carolina.

2009: He did not have any statistics for the year but earned his first letter. He appeared in three games, earning snaps against Georgia, Eastern Michigan and Troy.

2008: Marshall spent his redshirt season with the scout-team defense.

HIGH SCHOOL: As a senior at Camden High School in New Jersey, he had 20 receptions for 340 yards, good for 17 yards per catch, and seven touchdowns. In 2006, he reeled in 20 catches for 357 yards and five touchdowns. On the defensive side of the ball, Marshall totaled 44 tackles and four interceptions. He also was a star on the track where he claimed back-to-back state titles in the 55- and 110-meter hurdles in 2007 and 2008. Along with Arkansas, he was also recruited by Iowa, Maryland, North Carolina and South Carolina.

PERSONAL: Born Dec. 31, 1989, he is the son of Gwendolyn and Godfrey Marshall. He is majoring in early childhood development.

Matt Marshall's Career Statistics

Year	G/GS	UA-A	Total	TFL-Yds	Sacks-Yds	INT-Yds	PBU
2009	3/0	0-0	0	0-0	0-0	0-0	0
2010	11/0	1-4	5	0-0	0-0	0-0	0
Total	14/0	1-4	5	0-0	0-0	0-0	0

Career Game-By-Game

2009

Date	Opponent	UA-A	Total	TFL-Yds	Sack-Yds	QBH	PBU	FF	FR	INT-Yds
9/5	Missouri State+	--DNP--								
9/19	Georgia	0-0	0	0.0-0	0.0-0	0	0	0	0	0-0
9/26	at Alabama	--DNP--								
10/3	vs. Texas A&M^	--DNP--								
10/10	Auburn	--DNP--								
10/17	at Florida	--DNP--								
10/24	at Ole Miss	--DNP--								
10/31	E. Michigan	0-0	0	0.0-0	0.0-0	0	0	0	0	0-0
11/7	S. Carolina	--DNP--								
11/14	Troy	0-0	0	0.0-0	0.0-0	0	0	0	0	0-0
11/21	Miss. State+	--DNP--								
11/28	at LSU	--DNP--								
1/2	vs. E. Carolina#	--DNP--								

+Little Rock, Ark.
^Arlington, Texas
#Liberty Bowl

2010

Date	Opponent	UA-A	Total	TFL-Yds	Sack-Yds	QBH	PBU	FF	FR	INT-Yds
9/4	Tenn. Tech	1-0	1	0.0-0	0.0-0	0	0	0	0	0-0
9/11	ULM+	0-1	1	0.0-0	0.0-0	0	0	0	0	0-0
9/18	at Georgia	0-0	0	0.0-0	0.0-0	0	0	0	0	0-0
9/25	Alabama	0-0	0	0.0-0	0.0-0	0	0	0	0	0-0
10/9	vs. Texas A&M^	0-0	0	0.0-0	0.0-0	0	0	0	0	0-0
10/16	at Auburn	0-0	0	0.0-0	0.0-0	0	0	0	0	0-0
10/23	Ole Miss	0-0	0	0.0-0	0.0-0	0	0	0	0	0-0

10/30	Vanderbilt	0-0	0	0.0-0	0.0-0	0	0	0	0	0-0
11/6	at S. Carolina	0-1	1	0.0-0	0.0-0	0	0	0	0	0-0
11/13	UTEP	0-2	2	0.0-0	0.0-0	0	0	0	0	0-0
11/20	at Miss. State	--DNP--								
11/27	LSU+	0-0	0	0.0-0	0.0-0	0	0	0	0	0-0
1/4	vs. Ohio State#	--DNP--								

+Little Rock, Ark.
^Arlington, Texas
#Sugar Bowl

A.J. McCRAY

DT, 6-2, 320, FR-RS
Little Rock, Ark.
Episcopal Collegiate School

2010: He worked with the Arkansas scout team while redshirting.

HIGH SCHOOL: McCray was an *ArkansasVarsity.com* all-state honoree in 2009 for Episcopal Collegiate School. He helped Episcopal to an appearance in the 2009 Arkansas Class 3A state championship playoffs. McCray was coached by Jim Brown. He also played basketball and contested the shot put as a member of the track and field team.

PERSONAL: Born April 3, 1992, he is the son of Alan McCray, Sr., and Robin McCray. He is enrolled in the Walton College of Business and majoring in business.

90

COLTON MILES-NASH

DE, 6-6, 261, JR-2L
Sulphur Springs, Texas
Sulphur Springs HS

CAREER SUMMARY: Miles-Nash has played in 21 games with one start and made 14 tackles, including 1.5 for loss with 0.5 sacks, and blocked one punt. He played the 2009 season at tight end due to injuries at the position before moving back to defense for the 2010 season.

2010: He appeared in all 13 games for the Razorbacks and finished the season with 14 tackles, including 1.5 for loss and 0.5 sacks, and one blocked kick. He opened the season with a two-tackle performance in Arkansas' 44-3 win vs. Tennessee Tech. He recorded one tackle vs. ULM. He made one tackle, 0.5 for loss, in the Razorbacks' 24-17 win vs. Texas A&M. He also made one tackle at No. 7 Auburn. He added two tackles in a 41-20 win at No. 18 South Carolina. In UA's 49-14 victory vs. Vanderbilt, Miles-Nash made two tackles, including 1.0 for loss. He also recorded one tackle vs. UTEP, at No. 22 Mississippi State and vs. No. 6 LSU. In the Allstate Sugar Bowl vs. No. 6 Ohio State, Miles-Nash blocked a Buckeye punt to give Arkansas possession inside the OSU 20-yard line with just more than one minute to play. He also made two solo tackles in the Sugar Bowl.

2009: He moved from defensive end to tight end in preseason drills due to a season-ending injury to Chris Gragg. Miles-Nash played in eight games and started at tight end in the Troy contest. He did not record any stats during the season.

HIGH SCHOOL: During his senior season, Miles-Nash totaled 110 tackles (80 unassisted), 23 quarterback hurries, eight tackles for loss and four sacks to help lead Sulphur Springs to a 14-2 record and a state championship. He was named first-team all-district for his efforts. As

RAZORBACK PLAYERS: Returning Players

RAZORBACK

RAZORBACK PLAYERS: Returning Players

a junior, he had 43 tackles and six sacks. He was ranked as the No. 35 strong side defensive end in the country by *Rivals.com*. He was coached in high school by Greg Owens. He also played basketball in high school. He was also recruited by Auburn, Baylor, Colorado, Colorado State, Texas A&M, Texas Tech and UTEP.

PERSONAL: Born March 24, 1991, he is the son of Charles and Biankah Nash. He is enrolled in the Fulbright College of Arts and Sciences.

Colton Miles-Nash's Career Statistics

Year	G/GS	UA-A	Total	TFL-Yds	Sacks-Yds	Blk
2009	8/1	0-0	0	0.0-0	0-0	0
2010	13/0	7-7	14	1.5-5	0.5-4	1
Total	21/1	7-7	14	1.5-5	0.5-4	1

Career Game-By-Game

Date	Opponent	Rec.	Yds	TD	Lg
2009					
9/5	Missouri State+	0	0	0	0
9/19	Georgia	0	0	0	0
9/26	at Alabama	--DNP--			
10/3	vs. Texas A&M^	0	0	0	0
10/10	Auburn	0	0	0	0
10/17	at Florida	--DNP--			
10/24	at Ole Miss	--DNP--			
10/31	E. Michigan	0	0	0	0
11/7	S. Carolina	0	0	0	0
11/14	Troy	0	0	0	0
11/21	Miss. State+	0	0	0	0
11/28	at LSU	--DNP--			
1/2	vs. E. Carolina#	--DNP--			

+Little Rock, Ark.
^Arlington, Texas
#Liberty Bowl

2010

Date	Opponent	UA-A	Total	TFL-Yds	Sack-Yds	QBH	PD	SAF	FF	FR	Blk
9/4	Tenn. Tech	0-2	2	0.0-0	0.0-0	0	0	0	0	0	0
9/11	ULM+	0-1	1	0.0-0	0.0-0	0	0	0	0	0	0
9/18	at Georgia	0-0	0	0.0-0	0.0-0	0	0	0	0	0	0
9/25	Alabama	0-0	0	0.0-0	0.0-0	0	0	0	0	0	0
10/9	vs. Texas A&M^	0-1	1	0.5-4	0.5-4	0	0	0	0	0	0
10/16	at Auburn	1-0	1	0.0-0	0.0-0	0	0	0	0	0	0
10/23	Ole Miss	0-0	0	0.0-0	0.0-0	0	0	0	0	0	0
10/30	Vanderbilt	1-1	2	1.0-1	0.0-0	0	0	0	0	0	0
11/6	at S. Carolina	1-1	2	0.0-0	0.0-0	0	0	0	0	0	0
11/13	UTEP	0-1	1	0.0-0	0.0-0	0	0	0	0	0	0
11/20	at Miss. State	1-0	1	0.0-0	0.0-0	0	0	0	0	0	0
11/27	LSU+	1-0	1	0.0-0	0.0-0	0	0	0	0	0	0
1/4	vs. Ohio State#	2-0	2	0.0-0	0.0-0	0	0	0	0	0	1

+Little Rock, Ark.
^Arlington, Texas
#Sugar Bowl

17

BRANDON MITCHELL

QB, 6-4, 230, SO-1L

Amite, La.

Amite HS

CAREER SUMMARY: Mitchell has appeared in four games, including the final three of the 2010 season as part of the kickoff coverage and kickoff return units. He is 1-of-3 passing for 16 yards.

2010: He appeared in four games for the Razorbacks. In the season-opening 44-3 win vs. Tennessee Tech, Mitchell was 1-for-3 passing for 16 yards and also rushed twice with a long run of five yards. He saw action in the final three games of the season, at No. 22 Mississippi State, vs. No. 6 LSU and the Allstate Sugar Bowl vs. No. 6 Ohio State, as part of Arkansas' kickoff coverage and kickoff return units.

2009: He redshirted and practiced with the scout team.

HIGH SCHOOL: He was 101-of-150 for 1,888 yards and had 25 touchdowns while throwing only five interceptions as a senior at Amite High School for coach Alden Foster. *Rivals.com* listed him as the No. 53 athlete in the country and *Scout.com* ranked him as the No. 80 quarterback. He also rushed 98 times for 789 yards and 14 touchdowns. As a junior, he threw for more than 2,500 yards and 27 touchdowns with only two interceptions. Mitchell, who had a 42-inch vertical leap, also played basketball and averaged 25 points and eight rebounds a game. He was ranked the No. 53 best athlete nationally by *Rivals.com*. He chose Arkansas over LSU, Michigan, Mississippi State and Tulsa.

PERSONAL: Born Jan. 18, 1991, he is the son of Bobby and Margaret Mitchell. He is majoring in recreation and sport management.


Brandon Mitchell's Career Statistics

Year	G/GS	Att-Cmp-Int	Yds	TD	Lg
2009					
					Redshirt
2010	4/0	3-1-0	16	0	16
Total	4/0	3-1-0	16	0	16

Career Game-By-Game

Date	Opponent	Passing				Rushing			
		A-C-I	Yds	TD	Lg	Att.	Yds	TD	Lg
9/4	Tenn. Tech	3-1-0	16	0	16	2	-1	0	5
9/11	ULM+	--DNP--							
9/18	at Georgia	--DNP--							
9/25	Alabama	--DNP--							
10/9	vs. Texas A&M^	--DNP--							
10/16	at Auburn	--DNP--							
10/23	Ole Miss	--DNP--							
10/30	Vanderbilt	--DNP--							
11/6	at S. Carolina	--DNP--							
11/13	UTEP	--DNP--							
11/20	at Miss. State	0-0-0	0	0	0	0	0	0	0
11/27	LSU+	0-0-0	0	0	0	0	0	0	0
1/4	vs. Ohio State#	0-0-0	0	0	0	0	0	0	0

+Little Rock, Ark.
^Arlington, Texas
#Sugar Bowl



FOOTBALL

10

BRAYLON MITCHELL



LB, 6-3, 232, FR-RS
 Heber Springs, Ark.
 Heber Springs HS

2010: He worked with the Arkansas scout team while redshirting.

HIGH SCHOOL: He was named a 2008 and 2009 all-state selection for coach Steve Janski at Heber Springs High School. Mitchell was ranked the No. 7 player in the state of Arkansas by *Rivals.com* and the No. 97 running back in the country by *Scout.com*. He was also selected to play for the East team in the 55th Arkansas High School Coaches Association East-West All-Star Game. As a senior, he carried the ball 225 times for 1,691 yards and 26 TDs and collected one reception for 32 yards and he had five two-point conversions. On the defensive side of the ball, he collected 91 tackles, three tackles for a loss, two sacks, 11 quarterback hurries, three forced fumbles, one recovered fumble and one blocked punt that he returned for a touchdown. The all-state running back rushed for 1,876 yards and 24 touchdowns during his junior season. He also recorded 110 tackles on the defensive side of the ball at linebacker. He was also recruited by Arkansas State and Ole Miss.

PERSONAL: Born Dec. 20, 1991, he is the son of Boyce Mitchell and Pamela Norris. He is enrolled in the Fulbright College of Arts and Sciences.

38

JERRY MITCHELL



CB, 6-1, 214, SO-1L
 Mandeville, La.
 Mandeville HS

CAREER SUMMARY: Mitchell has played in seven games and recorded eight tackles.

2010: He appeared in seven games for the Razorbacks and made eight tackles, seven of which came on special teams. His seven special teams tackles tied for fifth on the team. He made a career-high four tackles in Arkansas' 58-21 win vs. UTEP. He saw action in the season opener vs. Tennessee Tech and in week two vs. ULM. He recorded two tackles in the Razorbacks' 41-20 win at No. 18 South Carolina. He appeared in Arkansas' 38-31 double-overtime win at No. 22 Mississippi State. He made one tackle in UA's 31-23 win vs. No. 6 LSU and vs. No. 6 Ohio State in the Allstate Sugar Bowl.

2009: Mitchell worked with the scout team during his redshirt season.

HIGH SCHOOL: He totaled 57 tackles (45 solo), four tackles for a loss, five pass breakups and six interceptions during his senior year at Mandeville High School. He helped his team to a 10-2 record and the district championship. He was named all-metro and all-district as a senior and was an honorable mention all-district selection in 2007 as he completed the year with 38 tackles (28 solo) and had four interceptions. Mitchell was selected to play in the Northshore-Southshore All-Star Game, which was played in the Superdome in December of 2008. He was listed as the No. 47 recruit in Louisiana by *Rivals.com*. He was coached by Guy LeCompte and he also played

basketball and ran track. He ran the 100-, 200- and 400-meter dashes as well as the sprint relays, and has been timed at 10.7 in the 100. He was also recruited by Florida State, North Carolina State, Tulane and Louisiana Tech.

PERSONAL: Born Dec. 8, 1990, he is the son of Jerry, Sr., and Kathy Mitchell. He is majoring in communication.

31

JERICO NELSON



S/LB, 5-10, 216, SR-3L
 Destrehan, La.
 Destrehan HS

CAREER SUMMARY: Nelson has played in 36 games with 26 starts and recorded 199 tackles, 21.5 for loss, 8.5 sacks, nine quarterback hurries, seven pass breakups, two forced fumbles, two recovered fumbles and two interceptions. He enters 2011 tied for the team lead in career tackles for loss.

2010: He appeared in all 13 games with 12 starts for the Razorbacks. He finished the season with 87 tackles, a career-high mark that ranked second on the team, 11.0 tackles for loss, 2.5 sacks, one interception, four pass breakups, two quarterback hurries, one fumble recovery and one forced fumble. His TFL total tied for 11th in the SEC, and his tackle total ranked tied for 12th in the conference. He was named SEC Defensive Player of the Week on Nov. 29 following a season-high 11 tackles, 2.0 for loss with 1.0 sack, and one quarterback hurry in Arkansas' 31-23 victory vs. No. 6 LSU. The week before, Nelson made nine tackles, 2.0 for loss with 1.0 sack, and forced one fumble in the Razorbacks' 38-31 double-overtime win at No. 22 Mississippi State. His forced fumble came at a critical moment, as he knocked the ball away from the Bulldogs' ball carrier at the UA 1-yard line to end MSU's possession in the first OT. He opened the season with two tackles in Arkansas' 44-3 win vs. Tennessee Tech. In Arkansas' 31-7 win vs. ULM, Nelson made eight tackles, 2.0 for loss with 1.0 sack. He had a five-tackle performance in the 31-24 victory at Georgia. He recorded nine tackles, 0.5 for loss, vs. No. 1 Alabama. He recorded six tackles, 1.0 for loss, and one pass breakup in Arkansas' 24-17 win vs. Texas A&M. He made seven tackles, 1.0 for loss, and had one quarterback hurry at No. 7 Auburn. He made eight tackles, 0.5 for loss, with one fumble recovery in the Razorbacks' 38-24 victory vs. Ole Miss. He recorded five tackles, 1.0 for loss, and one pass breakup in UA's 41-20 win at No. 18 South Carolina. Nelson notched his first career interception return for a touchdown with a 39-yard return to the end zone for the final points in UA's 49-14 win vs. Vanderbilt, capping a seven-tackle performance that also included one pass breakup. He made six tackles, 1.0 for loss, and returned one punt for 10 yards in the Razorbacks' 58-21 victory vs. UTEP. In the Allstate Sugar Bowl vs. No. 6 Ohio State, Nelson notched four tackles and broke up one pass.

2009: He played in all 13 games as a safety with seven starts against Texas A&M, Auburn, Ole Miss, Troy, Mississippi State, LSU and East Carolina in the AutoZone Liberty Bowl. He was third on the team overall and second among defensive backs with 74 tackles. He led the team with 13 special teams tackles. Against No. 17 Auburn, he had 10 tackles with a career-high three for losses of 21 yards, including a 15-yard sack. He also forced a fumble. He had a career-high 12 tackles against Troy, including a one-yard TFL and two passes broken up. In the Liberty Bowl victory over East Carolina, he had five tackles, including an eight-yard sack, and recovered a fumble. He had six tackles with a half TFL in the opener against Missouri State. He followed with seven stops against Georgia, four at Alabama and three

RAZORBACK PLAYERS: Returning Players

RAZORBACK

against Texas A&M. He had four with a one-yard TFL and a 39-yard interception return at Ole Miss. He had two tackles against Eastern Michigan, three against South Carolina and eight with a quarterback hurry against Mississippi State.

2008: He played in 10 games and made seven starts as a true freshman. He finished with 35 tackles, including 3.5 sacks and 4.0 tackles for loss. He was third on the team and led the secondary with the 3.5 sacks. He also had six quarterback hurries and a pass breakup. In his first game, a start against Western Illinois, he had five tackles with a one-yard sack and a hurry. The next week against ULM, he had four tackles and two hurries. He had one assisted tackle against Alabama, but it was a six-yard sack. He had five tackles, all solo stops, and two hurries at Texas. He followed with five more tackles and a hurry against Florida. At Auburn, he had one tackle and one pass breakup. He made four tackles with a half TFL for one yard at Kentucky. He had another four tackles against Ole Miss. At Mississippi State, he had three stops, including a half sack for three yards. He finished the year with a season-high six tackles in the win over LSU, including 1.5 sacks for six yards.

HIGH SCHOOL: During his senior season, he rushed for over 1,100 yards and scored 22 touchdowns for coach Steve Robicheaux. He was ranked as the No. 23 player at the athlete position in the nation and the No. 9 overall prospect in the state of Louisiana by *Rivals.com*. He was rated as the No. 51 running back in the nation by *Scout.com*. He was also recruited by Miami, Auburn, Florida, Ole Miss and Georgia Tech.

PERSONAL: Born Sept. 19, 1989, he is the son of Sheryl Lee and Leo Nelson, Jr. He is majoring in early childhood development.

Jerico Nelson's Career Statistics

Career Highs

Tackles..... 12 - Troy, 2009
Tackles for Loss 3.0 - Auburn, 2009
Sacks 1.5 - LSU, 2008

Career Stats - Tackles

Year	G/GS	UA-A	Total	TFL-Yds	Sacks-Yds	QBH	PBU	FF	FR	INT-Yds
2008	10/7	25-13	38	4.0-17	3.5-16	6	1	0	0	0-0
2009	13/7	45-29	74	6.5-32	2.5-24	1	2	1	1	1-39
2010	13/12	53-34	87	11.0-29	2.5-12	2	4	1	1	1-39
Total	36/26	123-76	199	21.5-78	8.5-52	9	7	2	2	2-78

Career Game-By-Game

2008

Date	Opponent	UA-A	Total	TFL-Yds	Sack-Yds	QBH	PBU	FF	FR	INT-Yds
8/30	W. Illinois	4-1	5	1.0-1	1.0-1	1	0	0	0	0-0
9/6	ULM+	3-1	4	0.0-0	0.0-0	2	0	0	0	0-0
9/20	Alabama	0-1	1	0.5-6	0.5-6	0	0	0	0	0-0
9/27	at Texas	5-0	5	0.0-0	0.0-0	2	0	0	0	0-0
10/4	Florida	4-1	5	0.0-0	0.0-0	1	0	0	0	0-0
10/11	at Auburn	1-0	1	0.0-0	0.0-0	0	1	0	0	0-0
10/18	at Kentucky	3-1	4	0.5-1	0.0-0	0	0	0	0	0-0
10/25	Ole Miss	3-1	4	0.0-0	0.0-0	0	0	0	0	0-0
11/1	Tulsa	1-2	3	0.5-3	0.5-3	0	0	0	0	0-0
11/8	at S. Carolina	--DNP--								
11/22	at Miss. State	--DNP--								
11/28	LSU+	1-5	6	1.5-6	1.5-6	0	0	0	0	0-0

+Little Rock, Ark.

2009

Date	Opponent	UA-A	Total	TFL-Yds	Sack-Yds	QBH	PBU	FF	FR	INT-Yds
9/5	Missouri State+	3-3	6	0.5-1	0.5-1	0	0	0	0	0-0
9/19	Georgia	3-4	7	0.0-0	0.0-0	0	0	0	0	0-0
9/26	at Alabama	2-2	4	0.0-0	0.0-0	0	0	0	0	0-0
10/3	vs. Texas A&M^	3-0	3	0.0-0	0.0-0	0	0	0	0	0-0
10/10	Auburn	6-4	10	3.0-21	1.0-15	0	0	1	0	0-0
10/17	at Florida	1-1	2	0.0-0	0.0-0	0	0	0	0	0-0
10/24	at Ole Miss	3-1	4	1.0-1	0.0-0	0	0	0	0	1-39
10/31	E. Michigan	2-0	2	0.0-0	0.0-0	0	0	0	0	0-0
11/7	S. Carolina	2-1	3	0.0-0	0.0-0	0	0	0	0	0-0
11/14	Troy	8-4	12	1.0-1	0.0-0	0	2	0	0	0-0
11/21	Miss. State+	5-3	8	0.0-0	0.0-0	1	0	0	0	0-0
11/28	at LSU	3-5	8	0.0-0	0.0-0	0	0	0	0	0-0
1/2	vs. E. Carolina#	4-1	5	1.0-8	1.0-8	0	0	0	1	0-0

+Little Rock, Ark.

^Arlington, Texas

#Liberty Bowl

2010

Date	Opponent	UA-A	Total	TFL-Yds	Sack-Yds	QBH	PBU	FF	FR	INT-Yds
9/4	Tenn. Tech	2-0	2	0.0-0	0.0-0	0	0	0	0	0-0
9/11	ULM+	3-5	8	2.0-5	0.5-3	0	0	0	0	0-0
9/18	at Georgia	4-1	5	0.0-0	0.0-0	0	0	0	0	0-0
9/25	Alabama	5-4	9	0.5-2	0.0-0	0	0	0	0	0-0
10/9	vs. Texas A&M^	4-2	6	1.0-3	0.0-0	0	1	0	0	0-0
10/16	at Auburn	5-2	7	1.0-1	0.0-0	1	0	0	0	0-0
10/23	Ole Miss	3-5	8	0.5-1	0.0-0	0	0	0	1	0-0
10/30	Vanderbilt	4-3	7	0.0-0	0.0-0	0	1	0	0	1-39
11/6	at S. Carolina	4-1	5	1.0-1	0.0-0	0	1	0	0	0-0
11/13	UTEP	2-4	6	1.0-2	0.0-0	0	0	0	0	0-0
11/20	at Miss. State	6-3	9	2.0-5	1.0-4	0	0	1	0	0-0
11/27	LSU+	7-4	11	2.0-9	1.0-5	1	0	0	0	0-0
1/4	vs. Ohio State#	4-0	4	0.0-0	0.0-0	0	1	0	0	0-0

+Little Rock, Ark.

^Arlington, Texas


#Sugar Bowl



RAZORBACK PLAYERS: Returning Players

FOOTBALL

78 **ANTHONY ODEN**



OT, 6-8, 315, SO-1L
Indianapolis, Ind.
Lawrence North HS/Hargrave [Va.] Military Academy

CAREER SUMMARY: Oden has played in eight games with one start, at Alabama, in which he became the first Arkansas true freshman to start on the offensive line since Shawn Andrews in 2001.

2010: He appeared in the Razorbacks' 31-7 victory vs. ULM, but missed the rest of the season and was redshirted due to illness.

2009: He started once, at Alabama, and also played against Missouri State, Texas A&M, Eastern Michigan, South Carolina, Troy and Mississippi State. He was the first Razorback true freshman to start on the offensive line since Shawn Andrews in 2001. Both Oden and Andrews made their first starts at Bryant-Denny Stadium in Tuscaloosa, Ala. Oden was a member of an offensive line which blocked for a unit that led the SEC in scoring offense (36.0) and passing offense (295.5), and was third in total offense (427.3). The Razorbacks were 10th in the nation in passing offense, 20th in total offense, ninth in scoring and 11th in passing efficiency. The line did not allow a sack against Missouri State, Eastern Michigan or East Carolina. Oden blocked for seven 100-yard receiving games and three 100-yard rushing performances. His blocking helped Arkansas set school passing records for yards in a game (447 vs. Missouri State), passing yards in a season (3,842), passing yards average (295.5), passing touchdowns in a season (32) and passing first downs in a season (147). He also protected quarterback Ryan Mallett, who set or tied 16 different records.

HIGH SCHOOL: He attended Hargrave Military Academy, which finished with a 10-1 record, after graduating from Lawrence North High School. *Rivals.com* listed him as the No. 8 prep school prospect in the nation and *Scout.com* listed him as a Top 25 prep school prospect. Oden split time between tight end and defensive end during his high school career. He concentrated on basketball prior to his junior season before playing his two years of high school football. He played as a junior at Dunbar (Ohio) High School. He played both football and basketball as a sophomore at Lawrence North High School. He led his basketball team to a state championship. He played in Bud Walton Arena on the UA campus while in high school as part of Real Deal on the Hill, an AAU basketball tournament. He played for coach Robert Prunty at Hargrave Military Academy. Oden was also recruited by Ohio State, Indiana, Oregon State, Nebraska, Wisconsin, Purdue, North Carolina State and Kansas.

PERSONAL: Born Oct. 12, 1989, he is the son of Greg, Sr., and Zoe Oden. His brother, Greg, was the first pick in the 2007 NBA Draft by the Portland Trailblazers. He is enrolled in the Fulbright College of Arts and Sciences.

37 **BRANDON PYLE**



FB, 6-2, 240, SO-SQ
Hallsville, Texas
Hallsville HS


2010: He made his collegiate debut in the Razorbacks' 58-21 win vs. UTEP but did not record any statistics in his only game action of the season.

2009: Pyle worked with the Arkansas scout team while redshirting.

HIGH SCHOOL: Pyle played football and competed in track and field and power lifting for Hallsville High School.

PERSONAL: Born June 30, 1991, he is the son of Greg and Linda Pyle. He is majoring in sociology.

35 **ROSS RASNER**



LB, 6-0, 209, JR-2L
Waco, Texas
Reicher Catholic HS

CAREER SUMMARY: Rasner has seen action in 24 games and made 39 tackles, including 6.0 for loss with 2.0 sacks, while recording one quarterback hurry, one pass breakup and one fumble recovery.

2010: He appeared in all 13 games for the Razorbacks and finished the season with 28 tackles, 6.0 for loss with 2.0 sacks, and one fumble recovery. He tied for third on the team with nine special teams tackles. Rasner also returned three kickoffs for a total of 41 yards, a 12 yarder at Georgia, a 24 yarder vs. No. 1 Alabama and a five yarder vs. No. 6 LSU. He opened the season with a career-high seven tackles, including 2.0 for loss and 1.0 sack, in Arkansas' 44-3 win vs. Tennessee Tech. The next week, he recorded a career-high 3.0 tackles for loss, including 1.0 sack, as part of a three-tackle performance in UA's 31-7 victory vs. ULM. His 3.0 tackles for loss was the second-highest single-game output by a Razorback in 2010. Rasner recorded one tackle in UA's 31-24 win at Georgia. He made two tackles vs. No. 1 Alabama and in a 24-17 win vs. Texas A&M. He made one tackle at No. 7 Auburn. He recorded three tackles in the Razorbacks' 38-24 victory vs. Ole Miss. He recovered a fumble to end South Carolina's final drive in Arkansas' 41-20 victory at the 18th-ranked Gamecocks. He made two stops in a 49-14 win vs. Vanderbilt and in a 58-21 win vs. UTEP. He made five tackles, 1.0 for loss, in Arkansas' 38-31 double-overtime win at No. 22 Mississippi State. He also appeared vs. No. 6 LSU and in the Allstate Sugar Bowl vs. No. 6 Ohio State.

2009: Rasner played in 11 games for the Razorbacks. He collected 11 tackles (seven solo), one quarterback hurry and a pass breakup for the season. He finished second on the team in special teams tackles with nine (two solo, seven assisted).

HIGH SCHOOL: He was a star on both sides of the ball who earned first-team all-state recognition as a linebacker at Reicher Catholic High School. He rushed for 1,708 yards on 170 carries and scored 14 touchdowns as a senior. He also caught 35 passes for 354 yards, scored three touchdowns and two two-point conversions. On defense, he

RAZORBACK PLAYERS: Returning Players

RAZORBACK

had 124 tackles and two interceptions returned for touchdowns. In his junior season, he racked up 90 tackles and an interception at linebacker. Offensively, he had 703 yards and added 404 receiving. He was rated as the No. 57 weak side linebacker in the country by *Scout.com*. He was listed as the No. 86 athlete in the nation by *Rivals.com*. He was named the All-Central Texas Player of the Year by *Texas Football*. He was coached in high school by Mark Waggoner. He chose Arkansas over Utah, Navy, Tulsa, SMU and Rice.

PERSONAL: Born April 4, 1991, he is the son of Blake and Diane Rasner. He is majoring in criminal justice.

Ross Rasner's Career Statistics

Career Highs

Tackles.....7 – Tennessee Tech, 2010
 Tackles for Loss.....3.0 – ULM, 2010
 Sacks.....1.0 – ULM, 2010; Tennessee Tech, 2010

Career Stats - Tackles

Tackles	G/GS	UA-A	Tot	TFL-Yds	Sack-Yds	QBH	PBU	FF-FR	KR	YDS	Long
2009	11/0	7-4	11	0.0-0	0.0-0	1	1	0-0	0	0	0
2010	13/0	15-13	28	6.0-25	2.0-12	0	0	0-1	3	41	24
Total	24/0	22-17	39	6.0-25	2.0-12	1	1	0-1	3	41	24

Career Game-By-Game

2009

Date	Opponent	UA-A	Total	TFL-Yds	Sack-Yds	INT-Yds	QBH	PBU	FF-FR	Kck	Ret.	Yds	TD	Lg
9/5	Missouri State+--DNP--													
9/19	Georgia	0-1	1	0.0-0	0.0-0	0-0	0	0	0-0	0	0	0	0	0
9/26	at Alabama	1-0	1	0.0-0	0.0-0	0-0	0	0	0-0	0	0	0	0	0
10/3	vs. Texas A&M^	0-0	0	0.0-0	0.0-0	0-0	0	0	0-0	0	0	0	0	0
10/10	Auburn	1-0	1	0.0-0	0.0-0	0-0	0	0	0-0	0	0	0	0	0
10/17	at Florida	0-0	0	0.0-0	0.0-0	0-0	0	0	0-0	0	0	0	0	0
10/24	at Ole Miss --DNP--													
10/31	E. Michigan	1-0	1	0.0-0	0.0-0	0-0	1	1	0-0	0	0	0	0	0
11/7	S. Carolina	0-1	1	0.0-0	0.0-0	0-0	0	0	0-0	0	0	0	0	0
11/14	Troy	2-1	3	0.0-0	0.0-0	0-0	0	0	0-0	0	0	0	0	0
11/21	Miss. State+	2-1	3	0.0-0	0.0-0	0-0	0	0	0-0	0	0	0	0	0
11/28	at LSU	0-0	0	0.0-0	0.0-0	0-0	0	0	0-0	0	0	0	0	0
1/2	vs. E. Carolina#	0-0	0	0.0-0	0.0-0	0-0	0	0	0-0	0	0	0	0	0

+Little Rock, Ark.

^Arlington, Texas

#Liberty Bowl

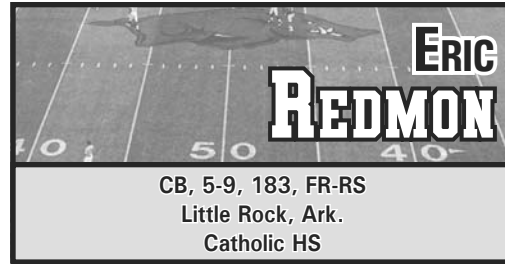
2010

Date	Opponent	UA-A	Total	TFL-Yds	Sack-Yds	INT-Yds	QBH	PBU	FF-FR	Kck	Ret.	Yds	TD	Lg
9/4	Tenn. Tech	5-2	7	2.0-8	1.0-5	0-0	0	0	0-0	0	0	0	0	0
9/11	ULM+	3-0	3	3.0-13	1.0-7	0-0	0	0	0-0	0	0	0	0	0
9/18	at Georgia	0-1	1	0.0-0	0.0-0	0-0	0	0	0-0	1	12	0	12	0
9/25	Alabama	2-0	2	0.0-0	0.0-0	0-0	0	0	0-0	1	24	0	24	0
10/9	vs. Texas A&M^	1-1	2	0.0-0	0.0-0	0-0	0	0	0-0	0	0	0	0	0
10/16	at Auburn	1-0	1	0.0-0	0.0-0	0-0	0	0	0-0	0	0	0	0	0
10/23	Ole Miss	0-3	3	0.0-0	0.0-0	0-0	0	0	0-0	0	0	0	0	0
10/30	Vanderbilt	0-2	2	0.0-0	0.0-0	0-0	0	0	0-0	0	0	0	0	0
11/6	at S. Carolina	0-0	0	0.0-0	0.0-0	0-0	0	0	0-1	0	0	0	0	0
11/13	UTEP	1-1	2	0.0-0	0.0-0	0-0	0	0	0-0	0	0	0	0	0
11/20	at Miss. State	2-3	5	1.0-4	0.0-0	0-0	0	0	0-0	0	0	0	0	0
11/27	LSU+	0-0	0	0.0-0	0.0-0	0-0	0	0	0-0	1	5	0	5	5
1/4	vs. Ohio State#	0-0	0	0.0-0	0.0-0	0-0	0	0	0-0	0	0	0	0	0

+Little Rock, Ark.


^Arlington, Texas

#Sugar Bowl



ERIC REDMON

CB, 5-9, 183, FR-RS
 Little Rock, Ark.
 Catholic HS



2010: He worked with the Arkansas scout team while redshirting.

HIGH SCHOOL: As a senior in 2009, Redmon notched 108 tackles and four interceptions for Catholic High School head coach Ellis Register en route to an Arkansas Class 7A state championship playoff berth. In his junior campaign, Redmon made 73 tackles and grabbed two interceptions as he helped lead the Rockets to the second round of the 2008 Arkansas Class 7A state championship playoffs.

PERSONAL: Born Feb. 29, 1992, he is the son of Eric and Carla Redmon. His father played football and ran track collegiately at Louisiana Tech from 1992-94. Redmon is majoring in psychology.



66 DENTON SIMEK

TE, 6-4, 268, FR-RS
 Prague, Okla.
 Prague HS



CAREER SUMMARY: Simek moved to tight end for spring 2011 after spending his redshirt season on the offensive line.


2010: He worked with the Arkansas scout team while redshirting.

HIGH SCHOOL: Simek played on both the offensive and defensive lines at Prague High School under coach Charles Atchison. He was ranked as the No. 66 offensive tackle in the nation by *Rivals.com* and was also selected as the No. 18 prospect in the state of Oklahoma. *Scout.com* ranked him as the No. 102 offensive tackle in the nation. He also competed on the track team in the shot put. He had nearly 20 scholarship offers, including Arizona, Texas Tech, TCU, Missouri, Tulsa, Nebraska and Baylor.

PERSONAL: Born April 15, 1992, he is the son of Tony and Sherrie Simek. He is enrolled in the Fulbright College of Arts and Sciences.

RAZORBACK PLAYERS: Returning Players

FOOTBALL

42	CHRIS SMITH	
DE, 6-3, 251, SO-1L Mount Ulla, N.C. West Rowan HS		


CAREER SUMMARY: Smith enters 2011 having played in six games with three tackles and one pass breakup.

2010: He appeared in six games for the Razorbacks and finished the season with three tackles and one pass breakup. Smith made one tackle in his collegiate debut, Arkansas' season-opening 44-3 win vs. Tennessee Tech. He also saw action the next week in the Razorbacks' 31-7 win vs. ULM. He made one tackle in the 24-17 win vs. Texas A&M. He also saw action in the Razorbacks' 41-20 victory at No. 18 South Carolina and in their 49-14 win vs. Vanderbilt. He recorded one tackle and one pass breakup in UA's 58-21 victory vs. UTEP.

HIGH SCHOOL: Smith was considered one of the best defensive recruits in the state of North Carolina, helping West Rowan High School to back-to-back state titles and a 30-game winning streak. As a senior, he earned *Associated Press* all-state honors for the second straight year. Heading into the playoffs that season, he had collected 98 tackles, 16.5 sacks, 36 QB hurries, 11 pass breakups, four tackles for a loss, three forced fumbles and one recovered fumble. In 2009, he helped his team to a 16-0 record and a Class 3A state championship earning MVP honors in the title game. He followed that up by being named the defensive MVP for the North Carolina team in the North Carolina-South Carolina all-star game and was invited to participate in the Offense-Defense All-American Bowl in Myrtle Beach, S.C. In the Offense-Defense All-American Bowl he had seven tackles and one sack. As a junior in 2008, Smith tallied 117 tackles, 25 sacks, two forced fumbles, two pass breakups, and 44 QB hurries. In addition to repeating as all-conference and all-county selections, he was named to the Associated Press All-State Team. With Smith's help on defense, West Rowan went 15-1 and defeated West Craven in the NCHSAA 3A State Championship. Over his last two seasons, Smith amassed more than 200 tackles and 48 sacks. Smith was ranked as the No. 13 prospect in the state of North Carolina by *Rivals.com*. He was coached in high school by Scott Young. He was also recruited by Arizona, Clemson, East Carolina, North Carolina, North Carolina State, Virginia, Wake Forest, Georgia Tech, Georgia, Penn State, Wisconsin and South Carolina.

PERSONAL: Born Feb. 11, 1992, he is the son of William and Sherry Smith. He is enrolled in the Fulbright College of Arts and Sciences.



22	DARRELL SMITH	
S, 6-3, 203, SO-1L Port St. Joe, Fla. Port St. Joe HS		

CAREER SUMMARY: Smith has played in eight games and recorded three tackles.

2010: He appeared in eight games for the Razorbacks, mostly on special teams, while also seeing time in the defensive backfield. Smith finished the season with three tackles, collecting one in the Razorbacks' 31-7 win vs. ULM, one in their 31-24 win at Georgia and one in their 49-14 victory vs. Vanderbilt. He also saw time vs. Tennessee Tech, vs. No. 1 Alabama, at No. 7 Auburn, vs. Ole Miss and vs. UTEP.

HIGH SCHOOL: Smith was an explosive player on the defensive side of the ball at linebacker and safety who also played running back at Port St. Joe High School for coach Vern Barth. *Rivals.com* ranked him as the No. 80 safety in the nation. As a senior, he had 94 solo tackles and 45 assisted tackles and he also recorded four tackles for a loss and one pass deflection, three quarterback hurries and one forced fumble. On offense, he rushed for 540 yards and three touchdowns. He also returned kickoffs of 95 and 97 yards for touchdowns. He made more than 100 tackles as a junior when he was a second-team Class 1A all-state selection. He chose Arkansas over Toledo, Duke and Tulane.

PERSONAL: Born March 31, 1991, he is the son of Andrew Gainer and Carolyn Bailey. He is enrolled in the Fulbright College of Arts and Sciences.

RAZORBACK PLAYERS: Returning Players

RAZORBACK

61

**ZACH
STADTHER**



DT, 6-1, 295, SR-3L
North Little Rock, Ark.
North Little Rock HS

CAREER SUMMARY: Stadther has made 33 appearances for the Razorbacks with 17 starts. He has collected 110 tackles, including 7.0 for loss with 2.0 sacks, six quarterback hurries, two fumble recoveries and one pass breakup.

2010: He appeared in eight games during the season for the Razorbacks and earned his only start in the Allstate Sugar Bowl vs. No. 6 Ohio State. He finished the season with 12 tackles, 2.0 for loss with 1.0 sack, and one pass breakup. Stadther had a season-high four tackles in Arkansas' 38-31 double-overtime win at No. 22 Mississippi State. He made one tackle, 0.5 for loss, in Arkansas' 38-24 victory vs. Ole Miss. He had two tackles, 1.0 sack for minus-four yards, in UA's 41-20 win at No. 18 South Carolina. He recorded three tackles in the Razorbacks' 31-23 victory vs. No. 6 LSU. His pass breakup came as part of a two-tackle, 0.5 for loss, performance in the Allstate Sugar Bowl.

2009: He played in all 13 games with starts against Missouri State, Georgia, Alabama, Texas A&M, Florida, Ole Miss, South Carolina and East Carolina in the AutoZone Liberty Bowl. He was 10th on the team with 42 tackles, tied for second with two fumble recoveries and added one tackle for a loss and a half sack. He had four tackles in the opener and five against Georgia with a half tackle for a loss in each game. He made three stops at No. 3 Alabama. He had one tackle with a fumble recovery against Auburn and four tackles with another fumble recovery at No. 1 Florida. He made six tackles against Mississippi State, three at No. 17 LSU and a season-high seven against East Carolina in the Liberty Bowl victory for 16 of his 42 tackles in the final three games.

2008: Stadther played in all 12 games and started the final eight contests of the year against Florida, Auburn, Kentucky, Ole Miss, Tulsa, South Carolina, Mississippi State and LSU. Named to the SEC All-Freshman Team by the league's coaches, he finished fifth on the team with 56 tackles, including 33 solos. He was fifth with four tackles for nine yards in losses and second with eight quarterback hurries. He also had a half sack for three yards and one pass breakup. He had two tackles through the first three games with assisted stops against both Western Illinois and ULM, but finished the year with 54 stops in the final nine games. He had five tackles with a one-yard TFL at Texas and four tackles against Florida. At Auburn, he had a game-high nine tackles, including eight solo, with two TFLs for four yards and two hurries. He had five tackles at Kentucky and followed with 10 against Ole Miss and seven against Tulsa, including his sack, a TFL and two hurries. He finished the season with four tackles at South Carolina and five against Mississippi State and LSU.

HIGH SCHOOL: As a senior, he amassed more than 100 tackles, 115 assisted stops, including 20 tackles for loss, 10 sacks, four forced fumbles and one fumble recovery for coach Brad Bolding. He was named to the *Arkansas Democrat-Gazette's* All-Arkansas team as a junior and a senior, and to the *Associated Press* Super Team as a senior. He was rated the No. 65 defensive tackle in the nation and the No. 13 overall player in the state of Arkansas by *Rivals.com*. He was ranked No. 17 in the *HawgSports.com* Natural 21. He was ranked as the No. 13 overall player in the state by *Hawgs Illustrated*. He was also recruited by Kansas, Oklahoma and Vanderbilt.

PERSONAL: Born Dec. 10, 1989, he is the son of J.D. and Christie Stadther. He is majoring in sociology.

Zach Stadther's Career Statistics

Career Highs

Tackles.....10 - Ole Miss, 2008
Tackles for Loss2.0 - Auburn, 2008
Sacks1.0 - South Carolina, 2010

Career Stats - Tackles

Year	G/GS	UA-A	Total	TFL-Yds	Sacks-Yds	QBH	PD	FF	FR
2008	12/8	33-23	56	4.0-9	0.5-3	6	0	0	0
2009	13/8	17-25	42	1.0-2	0.5-2	0	0	0	2
2010	8/1	2-10	12	2.0-5	1.0-4	0	1	0	0
Total	33/17	52-58	110	7.0-16	2.0-9	6	1	0	2

Career Game-By-Game

2008

Date	Opponent	UA-A	Total	TFL-Yds	Sack-Yds	QBH	PD	FF	FR
8/30	W. Illinois	0-1	1	0.0-0	0.0-0	0	0	0	0
9/6	ULM+	0-1	1	0.0-0	0.0-0	1	0	0	0
9/20	Alabama	0-0	0	0.0-0	0.0-0	0	0	0	0
9/27	at Texas	2-3	5	1.0-1	0.0-0	0	0	0	0
10/4	Florida	3-1	4	0.0-0	0.0-0	0	0	0	0
10/11	at Auburn	8-1	9	2.0-4	0.0-0	2	0	0	0
10/18	at Kentucky	4-1	5	0.0-0	0.0-0	0	0	0	0
10/25	Ole Miss	5-5	10	0.0-0	0.0-0	1	0	0	0
11/1	Tulsa	2-5	7	1.0-4	0.5-3	2	0	0	0
11/8	at S. Carolina	3-1	4	0.0-0	0.0-0	0	0	0	0
11/22	at Miss. State	3-2	5	0.0-0	0.0-0	0	0	0	0
11/28	LSU+	3-2	5	0.0-0	0.0-0	0	0	0	0

+Little Rock, Ark.

2009

Date	Opponent	UA-A	Total	TFL-Yds	Sack-Yds	QBH	PD	FF	FR
9/5	Missouri State+	0-4	4	0.5-2	0.5-2	0	0	0	0
9/19	Georgia	0-5	5	0.5-0	0.0-0	0	0	0	0
9/26	at Alabama	1-2	3	0.0-0	0.0-0	0	0	0	0
10/3	vs. Texas A&M^	1-0	1	0.0-0	0.0-0	0	0	0	0
10/10	Auburn	0-1	1	0.0-0	0.0-0	0	0	0	1
10/17	at Florida	3-1	4	0.0-0	0.0-0	0	0	0	1
10/24	at Ole Miss	2-0	2	0.0-0	0.0-0	0	0	0	0
10/31	E. Michigan	2-1	3	0.0-0	0.0-0	0	0	0	0
11/7	S. Carolina	1-1	2	0.0-0	0.0-0	0	0	0	0
11/14	Troy	1-0	1	0.0-0	0.0-0	0	0	0	0
11/21	Miss. State+	4-2	6	0.0-0	0.0-0	0	0	0	0
11/28	at LSU	0-3	3	0.0-0	0.0-0	0	0	0	0
1/2	vs. E. Carolina#	2-5	7	0.0-0	0.0-0	0	0	0	0

+Little Rock, Ark.

^Arlington, Texas

#Liberty Bowl

2010

Date	Opponent	UA-A	Total	TFL-Yds	Sack-Yds	QBH	PD	FF	FR
9/4	Tenn. Tech	--DNP--							
9/11	ULM+	--DNP--							
9/18	at Georgia	--DNP--							
9/25	Alabama	--DNP--							
10/9	vs. Texas A&M^	--DNP--							
10/16	at Auburn	0-0	0	0.0-0	0.0-0	0	0	0	0
10/23	Ole Miss	0-1	1	0.5-1	0.0-0	0	0	0	0
10/30	Vanderbilt	0-0	0	0.0-0	0.0-0	0	0	0	0
11/6	at S. Carolina	1-1	2	1.0-4	1.0-4	0	0	0	0
11/13	UTEP	0-0	0	0.0-0	0.0-0	0	0	0	0
11/20	at Miss. State	0-4	4	0.0-0	0.0-0	0	0	0	0
11/27	LSU+	0-3	3	0.0-0	0.0-0	0	0	0	0
1/4	vs. Ohio State#	1-1	2	0.5-0	0.0-0	0	1	0	0

+Little Rock, Ark.

^Arlington, Texas

#Sugar Bowl

RAZORBACK PLAYERS: Returning Players

FOOTBALL

64

TRAVIS
SWANSON



C, 6-5, 305, SO-1L
Kingwood, Texas
Kingwood HS


CAREER SUMMARY: Swanson has started all 13 games of his Razorback career and blocked for the first season in school history with a 3,000-yard passer and a 1,000-yard rusher. He was named to the 2011 Rimington Trophy Spring Watch List, one of just five sophomores to be included on the list.

2010: He started all 13 games for the Razorbacks at center as Arkansas was the only school in the SEC to start the same offensive line every game in 2010. He was named to the SEC All-Freshman Team. The line allowed Arkansas to break 24 game or season school records on offense. He blocked for the first season in UA history with a 3,000-yard passer and a 1,000-yard rusher. Quarterback Ryan Mallett set the Arkansas single-season passing yards record with 3,869 and running back Knile Davis posted the fourth-highest single-season rushing yards total in program history with 1,322 yards. The Razorbacks were the only team in the country to boast a 3,000-yard passer, a 1,000-yard rusher and five 600-yard receivers. Arkansas finished the season first in the SEC and fourth in the NCAA in passing (333.7), becoming just the third team since 1992 to lead the conference in passing in consecutive seasons. The Razorbacks also ranked second in the SEC and ninth in the country in total offense (482.5) and second in the conference and 17th in the NCAA in scoring offense (36.5).

2009: He redshirted in 2009 and worked out with the Arkansas scout team.

HIGH SCHOOL: Swanson was a first-team all-state selection by the writers and a second-team honoree by the coaches. He was rated as the No. 33 offensive guard by *Scout.com* and the No. 73 offensive guard by *Rivals.com*. He was named one of 10 finalists for the Greater Houston Area Offensive Player of the Year and was the only lineman among the finalists. He was coached by Dougald McDougald. He was also recruited by Arizona, Houston, Kansas and Texas Tech.

PERSONAL: Born, Jan. 30, 1991, he is the son of Todd and Gina Swanson. He is majoring in sociology.



87

AUSTIN
TATE



TE, 6-6, 253, SO-1L
Harrison, Ark.
Harrison HS

CAREER SUMMARY: Tate has seen action in 12 games and made one start.

2010: He appeared in 12 games, missing only the Allstate Sugar Bowl vs. No. 6 Ohio State, with one start for the Razorbacks. He saw most of his action on special teams and returned one kickoff for six yards in Arkansas' 31-7 win vs. ULM. Tate earned a start at tight end in UA's 49-14 win vs. Vanderbilt.

2009: He redshirted and worked out with the practice squad.

HIGH SCHOOL: He was a three-sport standout at Harrison High School where he was an all-state selection in football, basketball and baseball. Tate caught 35 passes for 470 yards and eight touchdowns during his senior year and had 67 tackles, one for a loss, two sacks and two forced fumbles as an outside linebacker. He also punted nine times for a 40-yard average. As a junior, he recorded 42 catches for 708 yards and had 12 touchdowns. Tate was named the No. 19 tight end in the nation by *Rivals.com* and the 26th by *Scout.com*. He was rated the fifth-highest prospect in the state on the *HawgsSports.com* Natural 21 list. He was selected to play in the Arkansas High School all-star game. The *Arkansas Democrat-Gazette* named him to the All-Northwest Arkansas team as a senior. He played football for coach Tom Tice. Tate grew up a Razorback fan and committed to Arkansas following his junior season.

PERSONAL: Born, Dec. 9, 1990, he is the son of Mike and Darlene Tate. He is majoring in agricultural science. He was named to the Athletic Director's List for his work in the classroom in the fall of 2009. He was recognized on the SEC Academic Honor Roll and the Razorback Honor Roll in the fall of 2010.

RAZORBACK PLAYERS: Returning Players

RAZORBACK

S

TRAMAIN
THOMAS



S, 6-0, 204, SR-3L
Winnie, Texas
East Chambers HS

CAREER SUMMARY: Thomas has appeared in 34 games with 18 starts and made 145 tackles, including 8.0 for loss with 0.5 sack, seven interceptions, seven pass breakups, five forced fumbles and two fumble recoveries. His interception and forced fumble totals are the most among current Razorbacks.

2010: He started all 13 games for the Razorbacks and was named second-team All-SEC by the AP and to the Bronko Nagurski Trophy Watch List. He finished the season with a team-leading and career-high four interceptions, as well as a career-high 83 tackles, 5.0 for loss with 0.5 sacks, five pass breakups, four forced fumbles, two fumble recoveries and one blocked field goal. His interception total tied for seventh in the SEC and 39th in the NCAA, and his tackle total ranked 14th in the conference. He was selected as the FWAA/Bronko Nagurski National Defensive Player of the Week for his performance vs. Texas A&M. He also earned Jim Thorpe Defensive Back of the Week and SEC Defensive Player of the Week recognition for his performance against the Aggies, which included seven tackles, 0.5 for loss, one fumble recovery, one pass breakup and an interception in the end zone on the final play of Arkansas' 24-17 victory. Thomas made a career-high 14 tackles, the second-highest single-game total by a Razorback and the 13th-highest single-game total in the SEC in 2010, in UA's 38-31 double-overtime win at No. 22 Mississippi State. He made four tackles in the Razorbacks' season-opening 44-3 victory vs. Tennessee Tech and had four tackles with one forced fumble the next week in their 31-7 win vs. ULM. He recorded four tackles, 0.5 sacks, one interception and one pass breakup in Arkansas' 31-24 victory at Georgia. He recorded his fourth straight four-tackle performance and added one pass breakup vs. No. 1 Alabama. He recorded six tackles at No. 7 Auburn. He recorded eight tackles, including a career-high 2.5 for loss, in the Razorbacks' 38-24 victory vs. Ole Miss. He made seven tackles, all solo, and one interception in Arkansas' 41-20 win at No. 18 South Carolina. He had four tackles and one forced fumble in UA's 49-14 win vs. Vanderbilt. He had four tackles, one interception and one pass breakup in UA's 58-21 win vs. UTEP. Thomas made five tackles, 1.0 for loss, and one pass breakup in the Razorbacks' 31-23 victory vs. No. 6 LSU. In the Allstate Sugar Bowl vs. No. 6 Ohio State, he recorded 12 tackles, 0.5 for loss, two forced fumbles and one pass breakup.

2009: He saw action in nine games with starts against Missouri State, Georgia, Alabama and in the AutoZone Liberty Bowl against East Carolina. Despite missing four games, he was 14th on the squad with 32 tackles. He tied for the team lead with three interceptions, had a two-yard tackle for loss, forced one fumble and recovered a fumble. He was Arkansas' Outstanding Defensive Player in the Liberty Bowl win over East Carolina after recording nine tackles with a 37-yard interception return for a touchdown that tied the game in the third quarter. He had six tackles against Missouri State and five against Georgia with an interception and a half tackle for loss in each game. He had three stops against Alabama, Ole Miss and Troy, and two with a forced fumble and fumble recovery at No. 1 Florida.

2008: As a true freshman, he saw action in all 12 games with a start against ULM. He finished with 30 tackles, including 23 solo stops and two tackles for loss of five yards, and two pass breakups. In the opener against Western Illinois, he had a season-high five tackles, including one for a three-yard loss, and a PBU. In his one start, against ULM, he had four tackles, all solo stops. After making one



tackle against Alabama, he did not have any statistics against Texas or Florida. He had two tackles at Auburn and three at Kentucky. He did not have any statistics against Ole Miss, but followed with a season-high-tying five tackles against Tulsa. At South Carolina, he had five tackles again, including one for a two-yard loss. He made three tackles at Mississippi State. He ended the year with two tackles and a PBU in the win over LSU.

HIGH SCHOOL: He had a standout prep career at East Chambers High School, earning 3,551 yards and 50 touchdowns rushing while racking up more than 2,900 yards passing and 25 passing touchdowns for coach Tony Valastro. During his senior season, he passed for 850 yards and seven touchdowns. On the ground, he rushed for 1,352 yards and 30 touchdowns. He also racked up 105 tackles and 11 interceptions as a cornerback. He was rated the No. 152 receiver in the nation by *Scout.com*. He chose Arkansas over Arizona, Baylor and Iowa State.

PERSONAL: Born March 17, 1990, he is the son of Billy and Carla Thomas. He is majoring in sociology.

Tramain Thomas' Career Statistics

Career Highs

Tackles.....14 - Mississippi State, 2010
Tackles for Loss2.5 - Ole Miss, 2010
Interceptions.....1 - 7 times (most recent UTEP, 2010)
Forced Fumbles.....2 - Ohio State, 2011

Career Stats - Tackles

Year	G/GS	UA-A	Total	TFL-Yds	Sacks-Yds	INT-Yds	PBU	FF	FR	Blk
2008	12/1	23-7	30	2.0-5	0.0-0	0-0	2	0	0	0
2009	9/4	19-13	32	1.0-2	0.0-0	3-37	0	1	1	0
2010	13/13	48-35	83	5.0-10	0.5-3	4-24	5	4	1	1
Total	34/18	90-55	145	8.0-17	0.5-3	7-61	7	5	2	1

RAZORBACK PLAYERS: Returning Players

FOOTBALL

Career Game-By-Game 2008

Date	Opponent	UA-A	Total	TFL-Yds	Sack-Yds	PBU	FF	FR	INT-Yds	Blk
8/30	W. Illinois	4-1	5	1.0-3	0.0-0	1	0	0	0-0	0
9/6	ULM+	4-0	4	0.0-0	0.0-0	0	0	0	0-0	0
9/20	Alabama	1-0	1	0.0-0	0.0-0	0	0	0	0-0	0
9/27	at Texas	0-0	0	0.0-0	0.0-0	0	0	0	0-0	0
10/4	Florida	0-0	0	0.0-0	0.0-0	0	0	0	0-0	0
10/11	at Auburn	2-0	2	0.0-0	0.0-0	0	0	0	0-0	0
10/18	at Kentucky	1-2	3	0.0-0	0.0-0	0	0	0	0-0	0
10/25	Ole Miss	0-0	0	0.0-0	0.0-0	0	0	0	0-0	0
11/1	Tulsa	4-1	5	0.0-0	0.0-0	0	0	0	0-0	0
11/8	at S. Carolina	3-2	5	1.0-2	0.0-0	0	0	0	0-0	0
11/22	at Miss. State	3-0	3	0.0-0	0.0-0	0	0	0	0-0	0
11/28	LSU+	1-1	2	0.0-0	0.0-0	1	0	0	0-0	0

+Little Rock, Ark.

2009

Date	Opponent	UA-A	Total	TFL-Yds	Sack-Yds	PBU	FF	FR	INT-Yds	Blk
9/5	Missouri State+	2-4	6	0.5-1	0.0-0	0	0	0	1-0	0
9/19	Georgia	1-4	5	0.5-1	0.0-0	0	0	0	1-0	0
9/26	at Alabama	0-3	3	0.0-0	0.0-0	0	0	0	0-0	0
10/3	vs. Texas A&M^	1-0	1	0.0-0	0.0-0	0	0	0	0-0	0
10/10	Auburn	..DNP..								
10/17	at Florida	2-0	2	0.0-0	0.0-0	0	1	1	0-0	0
10/24	at Ole Miss	3-0	3	0.0-0	0.0-0	0	0	0	0-0	0
10/31	E. Michigan	..DNP..								
11/7	S. Carolina	..DNP..								
11/14	Troy	3-0	3	0.0-0	0.0-0	0	0	0	0-0	0
11/21	Miss. State+	0-0	0	0.0-0	0.0-0	0	0	0	0-0	0
11/28	at LSU	..DNP..								
1/2	vs. E. Carolina#	7-2	9	0.0-0	0.0-0	0	0	0	1-37	0

+Little Rock, Ark.

^Arlington, Texas

#Liberty Bowl

2010

Date	Opponent	UA-A	Total	TFL-Yds	Sack-Yds	PBU	FF	FR	INT-Yds	Blk
9/4	Tenn. Tech	3-1	4	0.0-0	0.0-0	0	0	0	0-0	0
9/11	ULM+	3-1	4	0.0-0	0.0-0	0	1	0	0-0	0
9/18	at Georgia	2-2	4	0.5-3	0.5-3	1	0	0	1-0	0
9/25	Alabama	2-2	4	0.0-0	0.0-0	1	0	0	0-0	0
10/9	vs. Texas A&M^	1-6	7	0.5-1	0.0-0	1	0	1	1-2	0
10/16	at Auburn	3-3	6	0.0-0	0.0-0	0	0	0	0-0	0
10/23	Ole Miss	6-2	8	2.5-5	0.0-0	0	0	0	0-0	0
10/30	Vanderbilt	3-1	4	0.0-0	0.0-0	0	1	0	0-0	0
11/6	at S. Carolina	7-0	7	0.0-0	0.0-0	0	0	0	1-11	0
11/13	UTEP	1-3	4	0.0-0	0.0-0	0	0	0	1-11	1
11/20	at Miss. State	5-9	14	0.0-0	0.0-0	0	0	0	0-0	0
11/27	LSU+	4-1	5	1.0-1	0.0-0	1	0	0	0-0	0
1/4	vs. Ohio State#	8-4	12	0.5-0	0.0-0	1	2	0	0-0	0

+Little Rock, Ark.


^Arlington, Texas

#Sugar Bowl

27

ALAN TURNER

S, 6-0, 212, FR-RS
Junction City, Ark.
Junction City HS



2010: He worked with the Arkansas scout team while redshirting.


HIGH SCHOOL: A three-sport athlete in high school, Turner played both safety and running back at Junction City, and he returned kickoffs and punts for head coach David Carpenter. He was an all-state honoree in 2009 and was selected to play in the Arkansas High School Coaches Association East-West All-Star Game. Turner helped lead the Dragons to back-to-back Class 2A state championships and a record of 27-1 during 2008 and 2009 combined. As a senior, he had 67 tackles, eight interceptions and forced four fumbles. In the state title game against Bearden in his senior season, he rushed 16 times for 92 yards and a touchdown. In the semifinals against Leftwich, he returned the opening kickoff 85 yards for a touchdown to spark Junction City to a 56-0 victory. Turner was also an outstanding basketball player for his high school. He was also recruited by Auburn, Louisiana Tech and Baylor.

PERSONAL: Born Oct. 24, 1991, he is the son of Paul and Cynthia Turner. He is enrolled in the Fulbright College of Arts and Sciences.

88

GARRETT UEKMAN

TE, 6-4, 254, FR-RS
Little Rock, Ark.
Catholic HS



2010: He worked with the Arkansas scout team while redshirting.

HIGH SCHOOL: Uekman committed to Arkansas early in the summer of 2009 and was regarded as one of the top prospects in the state. He was ranked as the No. 23 tight end in the nation and the No. 5 recruit in the state of Arkansas by *Rivals.com*. He was named to the *Associated Press* Arkansas Super Team as a senior. In 2009, he had 56 receptions for 600 yards and six touchdowns. As a junior, he was hampered by a deep thigh bruise throughout the season, but had 54 catches for five touchdowns. He was coached at Catholic by Ellis Register. Uekman also played basketball and was considered one of the top players in the state. He was also recruited by Alabama, Auburn, LSU, Louisville, Nebraska and Ole Miss.

PERSONAL: Born June 22, 1992, he is the son of Danny and Michelle Uekman. He is enrolled in the Fulbright College of Arts and Sciences. In the fall of 2010, he was named to the Razorback Honor Roll for his work in the classroom.

RAZORBACK PLAYERS: Returning Players

RAZORBACK

RAZORBACK PLAYERS: Returning Players

9

JACOBY WALKER

QB, 6-2, 220, FR-RS
Houston, Texas
Westfield HS

2010: He redshirted after suffering an injury during the 2010 Red-White Spring Game.

HIGH SCHOOL: Walker made history by becoming the first Westfield football player to graduate early as he enrolled at Arkansas in January 2010. *Rivals.com* listed him as the No. 33 dual-threat quarterback in the nation. Walker became the starting quarterback for the Mustangs his sophomore season and was a perennial all-district selection. In 2009, he was named the Texas District 5A-13 Co-Offensive Player of the Year and was a first-team all-district selection as a sophomore and junior. He was also a finalist for the Houston Touchdown Club's Offensive Player of the Year in 2009. Walker completed 62 percent of his passes while throwing for 2,383 yards as a senior with 25 touchdowns. He also rushed for 347 yards and seven touchdowns, leading his team to an 8-4 record and the second round of the Class 5A state playoffs. He had a season-high four passing touchdowns against Dekaney and was 16-of-26 for 276 yards. He threw for a season-best 300 yards against Cypress Woods and was 22-of-37 with three touchdowns. Walker had a season-high 18 carries for 111 yards against Klein Forest. He passed for multiple touchdowns in eight of 12 games his senior season and passed for three or more in five games. As a junior, he threw for 2,084 yards and 20 touchdowns and completed 66 percent of his passes. Walker was 24-of-38 for a season-high 440 yards and four touchdowns against Klein Forest. As a sophomore, he passed for 1,328 yards and 20 touchdowns. In his top game as a sophomore he threw for 323 yards in the playoff contest versus Plano. Coached by Corby Meekins, Walker was also recruited by Houston, Kansas, Oklahoma State, Utah, Nebraska and Syracuse.

PERSONAL: Born July 6, 1992, he is the son of Charles and Demetra Walker. He is majoring in recreation and sport management.

30

RONALD WATKINS

RB, 5-9, 190, JR-SQ
Stafford, Va.
Colonial Forge HS

CAREER SUMMARY: Watkins has played in two games for the Razorbacks and rushed one time for five yards.

2010: He appeared in two games for the Razorbacks. Watkins had one rush for five yards and made one tackle on special teams in Arkansas' 58-21 win vs. UTEP. He also appeared in the Allstate Sugar Bowl vs. No. 6 Ohio State.

2009: He did not see any playing time.

2008: He worked with the Arkansas scout team while redshirting.

HIGH SCHOOL: As a junior, Watkins ran for 997 yards and 10 touchdowns on 203 carries. He was named first-team all-district and honorable mention all-area. He helped lead his team to a district title and the regional final in 2007. He also competed in lacrosse.

PERSONAL: Born Nov. 8, 1989, he is the son of Ronald, Sr., and Renee Watkins. He is majoring in engineering. He was born in the Netherlands. His cousin O.J. McDuffie played for Penn State and the Miami Dolphins.

25

TERRELL WILLIAMS

LB, 6-3, 232, JR-2L
Tulsa, Okla.
Union HS

CAREER SUMMARY: Williams has played in all 26 games of his career and recorded 51 tackles, including 4.5 for loss, and one quarterback hurry.

2010: He appeared in all 13 games with one start for the Razorbacks and finished the season with 42 tackles, including 4.5 for loss. He led the team with 15 special teams tackles. In his only start of the season, Williams made a career-high 10 tackles, including 1.0 for a 19-yard loss, in Arkansas' 31-23 win vs. No. 6 LSU. He recorded one tackle in each of the first three games of the season, a 44-3 victory vs. Tennessee Tech, a 31-7 win vs. ULM and a 31-24 victory at Georgia. He recorded five tackles vs. No. 1 Alabama. He had three tackles, 0.5 for loss, in the Razorbacks' 24-17 victory vs. Texas A&M. He also made one tackle at No. 7 Auburn. He made one tackle and had a four-yard kickoff return in the Razorbacks' 41-20 win at No. 18 South Carolina. He made six tackles in UA's 49-14 win vs. Vanderbilt. He recorded two tackles in Arkansas' 58-21 win vs. UTEP. He recorded seven tackles, 2.0 for loss, in the Razorbacks' 38-31 double-overtime victory at No. 22 Mississippi State. Williams notched four tackles, including 1.0 for loss, in the Allstate Sugar Bowl vs. No. 6 Ohio State.

2009: He played in all 13 games with a start against Eastern Michigan. He had nine total tackles with one quarterback hurry for the season. He had two stops in the opener against Missouri State, against Eastern Michigan and Mississippi State. He also had one quarterback hurry against EMU. He had one tackle against Georgia, Florida and Troy.

HIGH SCHOOL: As a senior, he helped lead Tulsa Union to a 13-1 record and the Class 6A state title with 105 tackles and seven sacks as a linebacker. He was a 2008 *Tulsa World* all-state honorable mention pick. Prior to his senior season, he spent the two previous seasons at Tulsa Edison High, where he played both offense and defense. He played at Tulsa Union until his sophomore year before transferring back as a senior. In 2007, he had more than 1,500 yards of offense and 100 tackles, including 12 sacks. He was ranked the No. 62 best athlete nationally and the No. 18 best recruit in the state of Oklahoma by *Rivals.com*. He was also ranked the No. 38 safety nationally by *Scout.com*. His high school coach his senior year was Kirk Fridrich. He also played basketball in high school. He chose Arkansas over Stanford, Tennessee, Colorado, Kansas, Oklahoma State and Oregon State.

PERSONAL: Born March 17, 1991, he is the son of Dewayne Williams and Rochelle Hamilton. His stepfather is Angelo Hamilton. His mother and stepfather both played basketball at Oklahoma. He is the cousin of Antonio Lang, who played basketball for Duke and in the NBA. He is majoring in sociology.

Terrell Williams' Career Statistics
Career Highs
 Tackles.....10 - LSU, 2010
 Tackles for Loss2.0 - Mississippi State, 2010

FOOTBALL

Career Stats - Tackles

Year	G/GS	UA-A	Tot	TFL-Yds	Sacks-Yds	QBH	PBU	FF-FR	INT-Yds
2009	13/1	4-5	9	0.0-0	0.0-0	1	0	0-0	0-0
2010	13/1	22-20	42	4.5-25	0.0-0	0	0	0-0	0-0
Total	26/2	26-25	51	4.5-25	0.0-0	1	0	0-0	0-0

Career Game-by-Game

Date	Opponent	UA-A	Total	TFL-Yds	Sack-Yds	QBH	PBU	FF	FR	INT-Yds
9/5	Missouri State+	0-2	2	0.0-0	0.0-0	0	0	0	0	0-0
9/19	Georgia	1-0	1	0.0-0	0.0-0	0	0	0	0	0-0
9/26	at Alabama	0-0	0	0.0-0	0.0-0	0	0	0	0	0-0
10/3	vs. Texas A&M^	0-0	0	0.0-0	0.0-0	0	0	0	0	0-0
10/10	Auburn	0-0	0	0.0-0	0.0-0	0	0	0	0	0-0
10/17	at Florida	0-1	1	0.0-0	0.0-0	0	0	0	0	0-0
10/24	at Ole Miss	0-0	0	0.0-0	0.0-0	0	0	0	0	0-0
10/31	E. Michigan	1-1	2	0.0-0	0.0-0	1	0	0	0	0-0
11/7	S. Carolina	0-0	0	0.0-0	0.0-0	0	0	0	0	0-0
11/14	Troy	1-0	1	0.0-0	0.0-0	0	0	0	0	0-0
11/21	Miss. State+	1-1	2	0.0-0	0.0-0	0	0	0	0	0-0
11/28	at LSU	0-0	0	0.0-0	0.0-0	0	0	0	0	0-0
1/2	vs. E. Carolina#	0-0	0	0.0-0	0.0-0	0	0	0	0	0-0

+Little Rock, Ark.

^Arlington, Texas

#Liberty Bowl

2010

Date	Opponent	UA-A	Total	TFL-Yds	Sack-Yds	QBH	PBU	FF	FR	INT-Yds
9/4	Tenn. Tech	1-0	1	0.0-0	0.0-0	0	0	0	0	0-0
9/11	ULM+	0-1	1	0.0-0	0.0-0	0	0	0	0	0-0
9/18	at Georgia	0-1	1	0.0-0	0.0-0	0	0	0	0	0-0
9/25	Alabama	4-1	5	0.0-0	0.0-0	0	0	0	0	0-0
10/9	vs. Texas A&M^	0-3	3	0.5-1	0.0-0	0	0	0	0	0-0
10/16	at Auburn	1-0	1	0.0-0	0.0-0	0	0	0	0	0-0
10/23	Ole Miss	0-0	0	0.0-0	0.0-0	0	0	0	0	0-0
10/30	Vanderbilt	2-4	6	0.0-0	0.0-0	0	0	0	0	0-0
11/6	at S. Carolina	0-1	1	0.0-0	0.0-0	0	0	0	0	0-0
11/13	UTEP	1-1	2	0.0-0	0.0-0	0	0	0	0	0-0
11/20	at Miss. State	6-1	7	2.0-3	0.0-0	0	0	0	0	0-0
11/27	LSU+	4-6	10	1.0-19	0.0-0	0	0	0	0	0-0
1/4	vs. Ohio State#	3-1	4	1.0-2	0.0-0	0	0	0	0	0-0

+Little Rock, Ark.

^Arlington, Texas

#Sugar Bowl

vs. UTEP. He completed one pass for eight yards in UA's 49-14 win vs. Vanderbilt and opened the season with one completion for six yards in a 44-3 victory vs. Tennessee Tech. He played the final two offensive series but did not attempt a pass in Arkansas' 41-20 win at No. 18 South Carolina.


2009: Wilson played in five games for Arkansas, including action against Alabama. He finished the season 22-of-36 with 218 yards and two touchdowns. Wilson passed for a total of 138 yards on 13-of-19 passing and both touchdowns in the season opener against Missouri State. At Alabama, he completed 4-of-6 passes for 31 yards. He saw plenty of time in the victory over Eastern Michigan and went 5-of-11 for 49 yards.

2008: He played in two games, completing 11-of-22 passes for 69 yards and a touchdown with two interceptions. He was 4-of-7 for 27 yards with a touchdown and an interception against Alabama, and 7-of-15 for 42 yards with an interception the following week at Texas. He missed the remainder of the season due to an illness and received a medical hardship. His touchdown against Alabama was a 10-yard toss to Michael Smith.

HIGH SCHOOL: He turned in one of the most prolific high school careers in Arkansas history, passing for more than 8,000 yards and 93 touchdown passes. He also completed 62 percent of his passes during his high school tenure. As a senior, he led Greenwood High School to its third straight state title—second with Wilson starting at quarterback—while passing for 3,939 yards and 42 touchdowns for coach Rick Jones. He was named the MVP of the 5A state championship game. He was also named as one of two quarterbacks on the *Associated Press* Super Team following his senior season after completing 294 of 473 passes. He also rushed 65 times for 199 yards and four touchdowns. He was recognized with the Landers Award as the state of Arkansas' top player and selected an all-conference and all-state performer. He was a 2007 all-state selection. As a junior, he completed 294-of-434 passes for 4,222 yards and 50 touchdowns. The No. 9 pro-style quarterback in the nation, as rated by *Rivals.com*, he was also ranked the No. 5 overall recruit in the state of Arkansas by the same scouting service. He was rated No. 10 overall in the state by the *HawgSports.com* Natural 21 rankings and No. 6 by *Hawgs Illustrated*. He was ranked, by *Scout.com*, as the No. 35 quarterback in the nation and the No. 7 player in Arkansas. He was also recruited by Kansas, Minnesota, Missouri and Nebraska.

8

TYLER WILSON



QB, 6-3, 220, JR-2L
Greenwood, Ark.
Greenwood HS

CAREER SUMMARY: Wilson has played in 13 games and completed 67-of-109 passes for 740 yards and seven touchdowns.

2010: He appeared in six games for the Razorbacks and finished the season 34-of-51 passing for 453 yards and four touchdowns with three interceptions. He became just the ninth quarterback in Arkansas history to throw for 300 yards in a game when he came on in relief of an injured Ryan Mallett in the second quarter at No. 7 Auburn. In less than three full quarters against the Tigers, Wilson passed for a career-high 323 yards, including a career-long 54-yard completion, and a career-high four touchdowns. His touchdown total tied for the fourth-highest single-game output in school history, and his passing yardage equated to the 14th-best single-game performance by a Razorback. His four passing touchdowns tied for the third-highest single-game output in the SEC in 2010, and his passing yards were the 12th-best single-game total in the conference. Wilson also set career highs with 25 completions on 34 passing attempts at Auburn. His four touchdowns were the most the Tigers had allowed at home since 2000, and his 332 passing yards were the most given up by an Auburn defense inside Jordan-Hare Stadium since 2001. The next week, he again stepped in for an injured Mallett and was 3-of-5 passing for 71 yards while finishing off a 38-24 win vs. Ole Miss. He was 4-of-5 passing for 36 yards in the Razorbacks' 58-21 victory



RAZORBACK PLAYERS: Returning Players

RAZORBACK

PERSONAL: Born Aug. 16, 1989, he is the son of Don and Suzy Wilson. He is majoring in recreation and sport management and earned a place on the Athletic Department Honor Roll for his work in the classroom in the fall of 2009. He was named to the SEC Academic Honor Roll in the fall of 2010.

Tyler Wilson's Career Statistics

Career Highs

Attempts34 - Auburn, 2010
 Completions.....25 - Auburn, 2010
 Yards.....332 - Auburn, 2010
 Touchdowns4 - Auburn, 2010
 Long Completion.....54 - Auburn, 2010

Career Stats - Passing

Year	G/GS	Att-Cmp-Int	Yds	TD	Lg	Pct	Avg/P	Avg/G
2008	2/0	22-11-2	69	1	10	50.0	3.1	34.5
2009	5/0	36-22-2	218	2	21	61.1	6.1	43.6
2010	6/0	51-34-3	453	4	54	66.7	8.9	75.5
Total	13/0	109-67-7	740	7	54	61.5	6.8	56.9

Career Game-By-Game

Date	Opponent	A-C-I	Passing			Rushing			
			Yds	TD	Lg	Att.	Yds	TD	Lg
8/30	W. Illinois	--DNP--							
9/6	ULM+	--DNP--							
9/20	Alabama	7-4-1	27	1	10	2	-15	0	0
9/27	at Texas	15-7-1	42	0	9	1	-9	0	0
10/4	Florida	--DNP--							
10/11	at Auburn	--DNP--							
10/18	at Kentucky	--DNP--							
10/25	Ole Miss	--DNP--							
11/1	Tulsa	--DNP--							
11/8	at S. Carolina	--DNP--							
11/22	at Miss. State	--DNP--							
11/28	LSU+	--DNP--							

+Little Rock, Ark.

Date	Opponent	A-C-I	Passing			Rushing			
			Yds	TD	Lg	Att.	Yds	TD	Lg
9/5	Missouri State+	19-13-1	138	2	21	0	0	0	0
9/19	Georgia	--DNP--							
9/26	at Alabama	6-4-0	31	0	11	0	0	0	0
10/3	vs. Texas A&M*	0-0-0	0	0	0	1	-2	0	0
10/10	Auburn	--DNP--							
10/17	at Florida	--DNP--							
10/24	at Ole Miss	--DNP--							
10/31	E. Michigan	11-5-1	49	0	14	1	2	0	2
11/7	S. Carolina	--DNP--							
11/14	Troy	0-0-0	0	0	0	0	0	0	0
11/21	Miss. State+	--DNP--							
11/28	at LSU	--DNP--							
1/2	vs. E. Carolina#	--DNP--							

+Little Rock, Ark.
 *Arlington, Texas
 #Liberty Bowl

Date	Opponent	A-C-I	Passing			Rushing			
			Yds	TD	Lg	Att.	Yds	TD	Lg
9/4	Tenn. Tech	3-1-1	6	0	6	0	0	0	0
9/11	ULM+	--DNP--							
9/18	at Georgia	--DNP--							
9/25	Alabama	--DNP--							
10/9	vs. Texas A&M*	--DNP--							
10/16	at Auburn	34-25-2	332	4	54	3	-10	0	0
10/23	Ole Miss	5-3-0	71	0	40	0	0	0	0
10/30	Vanderbilt	4-1-0	8	0	8	0	0	0	0
11/6	at S. Carolina	0-0-0	0	0	0	1	-14	0	0
11/13	UTEP	5-4-0	36	0	13	0	0	0	0
11/20	at Miss. State	--DNP--							
11/27	LSU+	--DNP--							
1/4	vs. Ohio State#	--DNP--							

+Little Rock, Ark.
 *Arlington, Texas
 #Sugar Bowl

20 RONNIE WINGO JR.



RB, 6-3, 231, JR-2L
 St. Louis, Mo.
 St. Louis University HS

CAREER SUMMARY: Wingo Jr. has seen action in all 26 career games with six starts. He has rushed 90 times for 572 yards and four touchdowns and caught 32 passes for 373 yards and five touchdowns.

2010: He appeared in all 13 games with five starts for the Razorbacks and finished the season with 41 carries for 253 yards and one touchdown to go with 27 receptions for 274 yards and four touchdowns. Wingo carried the ball five times for 47 yards and one touchdown in the Razorbacks' season-opening 44-3 victory vs. Tennessee Tech. He caught four passes for 37 yards and one touchdown and rushed twice for 11 yards in Arkansas' 31-7 win vs. ULM. He totaled 33 yards and one touchdown on three receptions as well as rushed six times for 18 yards in UA's 31-24 victory at Georgia. He extended his touchdown receptions streak to three with a 43-yard scoring reception, his longest catch of 2010, on the second play from scrimmage vs. No. 1 Alabama. He finished the game with three catches for 44 total yards. Wingo piled up a season-high 56 receiving yards on four catches and rushed once for three yards in the Razorbacks' 24-17 win vs. Texas A&M. He caught four passes for 53 yards with one touchdown and rushed twice for 17 yards at No. 7 Auburn. He rushed six times for 18 yards as Arkansas won 41-20 at No. 18 South Carolina. He pulled in a career-high five passes for 40 yards and posted a season-high 52 yards on six carries in UA's 49-14 victory vs. Vanderbilt. He tied his career high with nine carries for 43 yards and also caught two passes for 22 yards in Arkansas' 58-21 win vs. UTEP. He carried once for three yards in the 31-23 victory vs. No. 6 LSU. In the Allstate Sugar Bowl vs. No. 6 Ohio State, Wingo rushed once for 14 yards and returned one kickoff 10 yards.

2009: He played in all 13 games as a true freshman and started at LSU. He finished the year with 49 carries for 319 yards and three touchdowns and also added five catches for 99 yards and a touchdown. He averaged 8.5 yards per carry in the Critical Zone, which led the SEC and ranked second nationally. He averaged 7.78 yards per carry in the second half of all games on the season combined, which was the fifth-highest total in the league and was 27th nationally. His 49 carries ranked fourth on the team as did his rushing yard total (319). He averaged 6.5 yards per carry, which was tops on the team among players with more than 10 carries. The first rushing touchdown of his career came on



RAZORBACK PLAYERS: Returning Players

FOOTBALL

a 62-yard carry in the fourth quarter against Texas A&M. He finished the game with four carries for 86 yards against the Aggies. He had a season-high 126 all-purpose yards and two touchdowns against Troy. One touchdown was rushing and the other receiving. The catch was an 83-yard touchdown that was the longest reception by any Arkansas player on the year and was the second longest by any SEC player in 2009. He had a 13-yard rushing touchdown at No. 17 LSU to put the Razorbacks up 17-13 early in the fourth quarter.

HIGH SCHOOL: Wingo had a record-breaking prep career in which he shattered 12 single-season or career records and tied three more at St. Louis University High School under coach Gary Kornfeld. He was selected to the U.S. Army All-American Bowl West team and was a first-team Class 6A all-state honoree. He was rated the No. 2 prospect in the state of Missouri, the fourth-fastest athlete in the country and the ninth-ranked athlete nationally by *Rivals.com*. He was listed on the *Rivals.com* top 250. He was also ranked as the No. 12 running back by *Scout.com*. He rushed for 4,449 yards and scored 48 touchdowns in his prep career. As a senior, he rushed for 1,482 yards and 14 touchdowns. During his junior year he had 1,575 yards and 17 rushing touchdowns. In one of his most notable games (against Vianney, Oct. 3, 2008), he scored seven touchdowns and rushed for 403 yards. He was also recruited by Oklahoma, Alabama, Illinois, Minnesota, Kansas, Tennessee and Missouri.

PERSONAL: He was born Feb. 18, 1991, and is the son of Ronnie, Sr. and Tiffany Wingo. He is majoring in recreation and sport management.

Ronnie Wingo's Career Statistics

Career Highs

Rushing Attempts.....9 - UTEP, 2010; LSU, 2009
 Rushing Yards.....86 - Texas A&M, 2009
 Rushing TDs.....1 - 4 times (most recent: Tennessee Tech, 2010)
 Long Rush.....62 - Texas A&M, 2009
 Receptions.....5 - Vanderbilt, 2010
 Receiving Yards.....83 - Troy, 2009
 Receiving TDs.....1 - 5 times (most recent Auburn, 2010)
 Long Reception.....83 - Troy, 2009

Career Stats - Rushing/Receiving

Year	G/GS	Att	Yds	TD	Lg	Rec	Yds	TD	Lg
2009	13/1	49	319	3	62	5	99	1	83
2010	13/5	41	253	1	32	27	274	4	43
Total	26/6	90	572	4	62	32	373	5	83

Career Game-By-Game

2009

Date	Opponent	Rush	Yds	TD	Long	Rec	Yds	TD	Long
9/5	Missouri State+	8	50	0	21	1	8	0	8
9/19	Georgia	0	0	0	0	0	0	0	0
9/26	at Alabama	4	12	0	9	0	0	0	0
10/3	vs. Texas A&M*	4	86	1	62	0	0	0	0
10/10	Auburn	8	27	0	14	0	0	0	0
10/17	at Florida	1	-1	0	0	1	-5	0	0
10/24	at Ole Miss	0	0	0	0	0	0	0	0
10/31	E. Michigan	7	51	0	19	0	0	0	0
11/7	S. Carolina	1	-2	0	0	1	6	0	6
11/14	Troy	4	43	1	16	1	83	1	83
11/21	Miss. State+	1	4	0	4	1	7	0	7
11/28	at LSU	9	48	1	13	0	0	0	0
1/2	vs. E. Carolina#	2	1	0	4	0	0	0	0

+Little Rock, Ark.

*Arlington, Texas

#Liberty Bowl

2010

Date	Opponent	Rush	Yds	TD	Long	Rec	Yds	TD	Long
9/4	Tenn. Tech	5	47	1	13	1	-4	0	0
9/11	ULM+	2	11	0	6	4	37	1	35
9/18	at Georgia	6	18	0	11	3	33	1	22
9/25	Alabama	0	0	0	0	3	44	1	43
10/9	vs. Texas A&M*	1	3	0	3	4	56	0	17
10/16	at Auburn	2	17	0	9	4	53	1	37
10/23	Ole Miss	2	27	0	25	1	-7	0	0
10/30	Vanderbilt	6	52	0	32	5	40	0	23
11/6	at S. Carolina	6	18	0	8	0	0	0	0
11/13	UTEP	9	43	0	14	2	22	0	12
11/20	at Miss. State	0	0	0	0	0	0	0	0
11/27	LSU+	1	3	0	3	0	0	0	0
1/4	vs. Ohio State#	1	14	0	14	0	0	0	0

+Little Rock, Ark.

*Arlington, Texas

#Sugar Bowl

21

DARIUS WINSTON

CB, 6-0, 191, JR-2L
 West Helena, Ark.
 Central HS

CAREER SUMMARY: Winston has played in 16 games and recorded 29 tackles, two fumble recoveries, one interception and one pass breakup.

2010: He appeared in 12 games, missing only the Georgia contest, with six starts for the Razorbacks and finished the season with 23 tackles, two fumble recoveries, one interception and one pass breakup. Winston started the Allstate Sugar Bowl vs. No. 6 Ohio State and recorded a career-high nine tackles. Winston opened the season with one tackle and one pass breakup in Arkansas' 44-3 win vs. Tennessee Tech. He also made one tackle in each of his next three games, vs. ULM, vs. No. 1 Alabama and in a start vs. Texas A&M. He made two tackles in a start at No. 7 Auburn. He recorded two tackles in the 38-24 win vs. Ole Miss. He made his first career interception, as well as grabbed his first career fumble recovery, and had one tackle in Arkansas' 58-21 win vs. UTEP. The next week, he started and recovered one fumble with three tackles in the Razorbacks' 38-31 double-overtime victory at No. 22 Mississippi State. He started in the 31-23 win vs. No. 6 LSU and made two tackles.

2009: He played in four games, seeing action against Missouri State, Eastern Michigan, South Carolina and Troy. He finished the year with six tackles, all solo stops. He had four tackles against Eastern Michigan, and one each against Missouri State and Troy.

HIGH SCHOOL: Winston was the state of Arkansas' most highly recruited player with more than 30 scholarship offers. He was named a first-team *USA TODAY* All-American during his senior season at Central High School. He was also a 2008 EA SPORTS second-team All-American. He was invited to participate on the West team in the U.S. Army All-American game, which was played on Jan. 3 in San Antonio, Texas. He was named the Defensive Player of the Year by the *Arkansas Democrat-Gazette* and was a Class 5A first-team all-state honoree. He was also named to the Arkansas AP Super Team and the All-Arkansas team by the *Arkansas Democrat-Gazette*. He recorded 46 tackles, eight interceptions (two returned for touchdown) and nine pass breakups as a senior despite most teams throwing away from him. As a junior, he recorded 40 tackles and had two interceptions. He was the No. 26 overall prospect on the *ESPN* 150 list. He was listed as the No. 24 recruit nationally, the No. 3 cornerback and the third-fastest athlete in the nation by *Rivals.com*. He was ranked as the fourth-best cornerback in the nation by *Scout.com* and the top-ranked player in the state of Arkansas on the *HawgSports.com* Natural 21 list. As a senior, he guided Central High School to the state title game with an interception in the quarterfinal, semifinal and state championship games. Winston also played wide receiver in the state title game, but did not have any receptions. He was coached in high school by Russell Smith. His final choices in the recruiting process were Arkansas, Florida, Georgia, Miami (Fla.), Clemson, Michigan, Ole Miss and Tennessee.

PERSONAL: Born Jan. 6, 1991, he is the son of Cory Winston and Debra Willie. He is cousins with former Arkansas tight end Billy Winston (1986-89), cornerback Rodney Winston (1988-90) and tight end Marc Winston (2005), and former Razorback linebacker Dennis Winston (1973-76). Darius is majoring in sociology.

RAZORBACK PLAYERS: Returning Players

RAZORBACK

Darius Winston's Career Statistics

Career Highs

Tackles.....9 - Ohio State, 2011
 Interceptions.....1 - UTEP, 2010
 Fumble Recoveries.....1 - Mississippi State, 2010; UTEP, 2010
 Pass Breakups.....1 - Tennessee Tech, 2010

Career Stats - Tackles

Year	G/GS	UA-A	Total	TFL-Yds	Sacks-Yds	INT-Yds	PBU	QBH	FF-FR
2009	4/0	6-0	6	0.0-0	0.0-0	0-0	0	0	0-0
2010	12/6	16-7	23	0.0-0	0.0-0	1-0	1	0	0-2
Total	16/6	22-7	29	0.0-0	0.0-0	1-0	1	0	0-2

Career Game-By-Game

2009

Date	Opponent	UA-A	Total	TFL-Yds	Sack-Yds	QBH	PBU	FF	FR	INT-Yds
9/5	Missouri State+	1-0	1	0.0-0	0.0-0	0	0	0	0	0-0
9/19	Georgia	--DNP--								
9/26	at Alabama	--DNP--								
10/3	vs. Texas A&M*	--DNP--								
10/10	Auburn	--DNP--								
10/17	at Florida	--DNP--								
10/24	at Ole Miss	--DNP--								
10/31	E. Michigan	4-0	4	0.0-0	0.0-0	0	0	0	0	0-0
11/7	S. Carolina	0-0	0	0.0-0	0.0-0	0	0	0	0	0-0
11/14	Troy	1-0	1	0.0-0	0.0-0	0	0	0	0	0-0
11/21	Miss. State+	--DNP--								
11/28	at LSU	--DNP--								
1/2	vs. E. Carolina#	--DNP--								

+Little Rock, Ark.

*Arlington, Texas

#Liberty Bowl

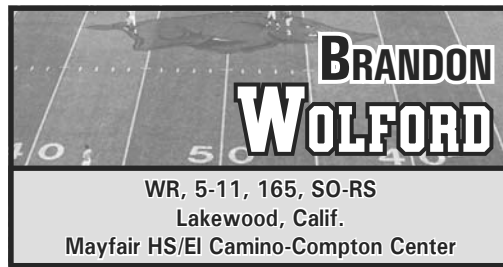
2010

Date	Opponent	UA-A	Total	TFL-Yds	Sack-Yds	QBH	PBU	FF	FR	INT-Yds
9/4	Tenn. Tech	1-0	1	0.0-0	0.0-0	0	1	0	0	0-0
9/11	ULM+	1-0	1	0.0-0	0.0-0	0	0	0	0	0-0
9/18	at Georgia	--DNP--								
9/25	Alabama	0-1	1	0.0-0	0.0-0	0	0	0	0	0-0
10/9	vs. Texas A&M*	1-0	1	0.0-0	0.0-0	0	0	0	0	0-0
10/16	at Auburn	2-0	2	0.0-0	0.0-0	0	0	0	0	0-0
10/23	Ole Miss	2-0	2	0.0-0	0.0-0	0	0	0	0	0-0
10/30	Vanderbilt	0-0	0	0.0-0	0.0-0	0	0	0	0	0-0
11/6	at S. Carolina	0-0	0	0.0-0	0.0-0	0	0	0	0	0-0
11/13	UTEP	0-1	1	0.0-0	0.0-0	0	0	0	1	1-0
11/20	at Miss. State	0-3	3	0.0-0	0.0-0	0	0	0	1	0-0
11/27	LSU+	1-1	2	0.0-0	0.0-0	0	0	0	0	0-0
1/4	vs. Ohio State#	8-1	9	0.0-0	0.0-0	0	0	0	0	0-0

+Little Rock, Ark.


*Arlington, Texas

#Sugar Bowl



BRANDON WOLFORD

WR, 5-11, 165, SO-RS
Lakewood, Calif.
Mayfair HS/El Camino-Compton Center



2010: He worked with the UA scout team while redshirting.

BEFORE ARKANSAS: At El Camino-Compton Center in 2009, Wolford appeared in 10 games, hauling in 13 catches for 118 yards for head coach Sean Fernandes. He tied for the second-most interceptions on the squad with two. As a high school senior in 2008, Wolford helped lead Mayfair High School to the CIF Southern Section state championship playoff finals. He was coached in high school by Mike Fitch. Wolford also ran track at Mayfair.

PERSONAL: Born Nov. 6, 1990, he is the son of Les and Deanna Wolford. He is enrolled in the Walton College of Business and majoring in business.



JARVIS WRIGHT

WR, 5-10, 180, SR-3L
Warren, Ark.
Warren HS



CAREER SUMMARY: Wright enters the 2011 season ranked 11th on Arkansas' all-time career receiving yards list with 1,817, 11th on the Razorbacks' all-time career touchdown receptions list with 12 and 12th on UA's all-time career receptions list with 102. He is tied for the lead among current Razorbacks and fourth all-time at Arkansas with five career 100-yard receiving games. His 32 career starts lead the offense and are tied for second among the 2011 team.

2010: He started all 13 games for the Razorbacks and finished the season with 788 receiving yards, the second-highest total on the team, and five touchdowns on 42 catches. His receptions and receiving yards were career highs, while his touchdown total tied his career high from 2009. He ranked fifth in the SEC with his 18.8 yards-per-reception average and eighth in the conference with his average of 60.6 receiving yards per game. His 23 receptions of at least 15 yards tied for fifth in the SEC, and his nine receptions of 25-plus yards tied for ninth. He ranked fifth in the NCAA with 542 receiving yards against ranked opponents. He busted out for a season-high 131 receiving yards on a career-high-tying six receptions vs. No. 1 Alabama. He also posted another 100-yard receiving game in Arkansas' 38-31 double-overtime victory at No. 22 Mississippi State. His 105 yards came on two catches and included an 89-yard touchdown reception that is the longest of his career and second-longest passing touchdown play in school history. The 89-yard reception also ranked as the second-longest passing play in the SEC and seventh-longest passing play in the NCAA in 2010. He opened the season with one 15-yard grab in the Razorbacks' 44-3 win vs. Tennessee Tech. He recorded three catches for 72 yards in a 31-7 win vs. ULM. He had 38 all-purpose yards in UA's 24-17 victory vs. Texas A&M, catching three passes for 29 yards and rushing once for nine yards. He had four catches totaling 51 yards at No. 7 Auburn. Wright collected 64 all-purpose yards in a 38-24 victory vs. Ole Miss with two receptions for 40 yards and one punt return for 24 yards. He made four grabs for 88 yards in the 41-20 win at No. 18 South Carolina. He tied his career high with six catches for 87 yards and two touchdowns, the first two-touchdown game of his career, while also returning one punt for eight yards in UA's 49-14 win vs. Vanderbilt. He had three catches for 32 yards and one touchdown in Arkansas' 58-21 win vs. UTEP. He made four receptions for 68 yards in the Razorbacks' 31-23 victory vs. No. 6 LSU. In the Allstate Sugar Bowl vs. No. 6 Ohio State, Wright pulled in four passes for 70 yards and one touchdown to become just the second Razorback in school history with a touchdown reception in consecutive bowl games.

2009: He played in all 13 games with 12 starts. He came off the bench against Florida. He was second on the team with 41 receptions and 681 yards, third with five touchdowns and 52.4 yards per game, and fourth with 16.6 yards per catch. He was 12th in the SEC in receiving yards per game and 16th in receptions (3.15). His touchdowns tied for 10th. He was 11th with 16 receptions of 15 yards or more and seventh with eight for 25 yards or more. He earned first downs on 30 of 41 receptions, which tied for ninth in the league. Wright also had five tackles for the year. He was Arkansas' Outstanding Offensive Player in the AutoZone Liberty Bowl win over East Carolina with four catches for 90 yards and a touchdown. He had six catches for 139 yards in the opener against Missouri State. He had four for 108

RAZORBACK PLAYERS: Returning Players


FOOTBALL

yards with a touchdown against Georgia. He also had TD receptions against Texas A&M, Troy and Mississippi State. He had three catches for 51 yards against Ole Miss, five for 67 against Troy, three for 34 against Mississippi State and four for 40 at No. 17 LSU.

2008: Wright appeared in all 12 games and started seven (Western Illinois, Texas, Auburn, Ole Miss, Tulsa, Mississippi State, LSU). He had 19 catches for 348 yards and two touchdowns. His highs came in the win over No. 19 Tulsa when he had five catches for 124 yards. His first touchdown of the year came at South Carolina on a career-long 70-yard reception in the second quarter. Wright also added a 46-yard touchdown reception in the final game of the season against LSU. Against the Tigers, he had three catches for 63 yards. Wright returned six punts for 15 yards and had three tackles.

HIGH SCHOOL: He racked up 58 receptions for 1,350 yards and 15 touchdowns as a senior for coach Bo Hembree at Warren High School. He also carried the ball 55 times for 382 yards and eight touchdowns. He racked up 168 kickoff return yards and a touchdown on four kickoff returns, and 296 punt return yards and two touchdowns on seven punt returns. He earned a spot on the AP Super Team. He was a 2007 all-state selection and was selected to the All-Arkansas team by the *Arkansas Democrat-Gazette*. Fellow coaches also named him as the outstanding back of his classification. As a junior, he totaled 51 catches, 1,086 receiving yards and 15 touchdowns. He also recorded three kickoff and two punt returns for scores. He was named to the all-state team. He was ranked the No. 30 player in the nation at his position and the No. 3 overall prospect in the state by *Rivals.com*. He was No. 218 in the Rivals 250 rankings. He was touted as the No. 3 overall prospect in the state by *Hawks Illustrated*. He was rated the No. 39 receiver in the nation and the No. 3 overall prospect in the state by *Scout.com*. He was also recruited by Minnesota, Ole Miss, Oklahoma, Tennessee and Texas Tech.

PERSONAL: Born Nov. 25, 1989, he is the son of Jeanette Hooper and Joe Wright. He is majoring in sociology.



Jarius Wright's Career Statistics

Career Highs

Receptions.....6 - Vanderbilt, 2010; Alabama, 2010; Missouri State, 2009
 Yards.....139 - Missouri State, 2009
 Touchdowns.....2 - Vanderbilt, 2010
 Long Reception.....89 - Mississippi State, 2010

Career Stats - Receiving

Year	G/GS	Rec.	Yds	TD	Lg	Rec/G	Avg/C	Avg/G
2008	12/7	19	348	2	70	1.6	18.3	29.0
2009	13/12	41	681	5	58	3.2	16.6	52.4
2010	13/13	42	788	5	89	3.2	18.8	60.6
Total	38/32	102	1,817	12	89	2.7	17.8	47.8

Career Game-By-Game

2008

Date	Opponent	Rec.	Yds	TD	Lg
8/30	W. Illinois	0	0	0	0
9/6	ULM+	0	0	0	0
9/20	Alabama	2	26	0	15
9/27	at Texas	2	12	0	6
10/4	Florida	2	21	0	15
10/11	at Auburn	0	0	0	0
10/18	at Kentucky	0	0	0	0
10/25	Ole Miss	1	8	0	8
11/1	Tulsa	5	112	0	34
11/8	at S. Carolina	2	82	1	70
11/22	at Miss. State	2	24	0	17
11/28	LSU+	3	63	1	46

+ Little Rock, Ark.

2009

Date	Opponent	Rec.	Yds	TD	Lg
9/5	Missouri State+	6	139	0	58
9/19	Georgia	4	108	1	48
9/26	at Alabama	1	14	0	14
10/3	vs. Texas A&M^	2	36	1	31
10/10	Auburn	3	31	0	20
10/17	at Florida	3	30	0	14
10/24	at Ole Miss	3	51	0	23
10/31	E. Michigan	2	21	0	13
11/7	S. Carolina	2	20	0	10
11/14	Troy	5	67	1	36
11/21	Miss. State+	3	34	1	21
11/28	at LSU	3	40	0	19
1/2	vs. E. Carolina#	4	90	1	41

+ Little Rock, Ark.

^Arlington, Texas

#Liberty Bowl

2010

Date	Opponent	Rec.	Yds	TD	Lg
9/4	Tenn. Tech	1	15	0	15
9/11	ULM+	3	72	0	40
9/18	at Georgia	0	0	0	0
9/25	Alabama	6	131	0	43
10/9	vs. Texas A&M^	3	29	0	13
10/16	at Auburn	4	51	0	19
10/23	Ole Miss	2	40	0	26
10/30	Vanderbilt	6	87	2	33
11/6	at S. Carolina	4	88	0	57
11/13	UTEP	3	32	1	15
11/20	at Miss. State	2	105	1	89
11/27	LSU+	4	68	0	37
1/4	vs. Ohio State#	4	70	1	24

+ Little Rock, Ark.

^Arlington, Texas

#Sugar Bowl

RAZORBACK PLAYERS: Returning Players

RAZORBACK

43

TENARIUS WRIGHT



DE, 6-2, 252, JR-2L
Memphis, Tenn.
Whitehaven HS

CAREER SUMMARY: Wright enters the 2011 season having appeared in 26 games with one start in his first two seasons. He has collected 70 tackles, 15.0 for loss with 7.5 sacks, three quarterback hurries, four forced fumbles and one fumble recovery. His four forced fumbles rank second among current Razorbacks.

2010: He appeared in all 13 games for the Razorbacks and finished the season with 36 tackles, including 8.0 for loss and 6.0 sacks, three quarterback hurries, one forced fumble and one fumble recovery. His sack total tied for ninth in the SEC. Wright made a career-high nine tackles, including a career-high-tying 2.0 for loss with 1.0 sack, in Arkansas' 38-31 double-overtime win at No. 22 Mississippi State. His sack came on fourth down in the second overtime and sealed the win. He recorded a career-high 2.0 sacks as part of a then-career-high five tackles and forced one fumble vs. No. 1 Alabama. He had one tackle in the season-opening 44-3 victory vs. Tennessee Tech. He made two tackles in UA's 31-7 win vs. ULM. He made four tackles, including 0.5 sacks, in the Razorbacks' 31-24 win at Georgia. He recorded two tackles, 1.0 for loss with 0.5 sacks, in the Razorbacks' 24-17 victory vs. Texas A&M. He made one tackle at No. 7 Auburn. Wright made three tackles, 0.5 for loss, and recovered one fumble at the Arkansas 4-yard line in the fourth quarter of a 38-24 win vs. Ole Miss. He recorded three tackles, including 1.0 sack, and one quarterback hurry in UA's 49-14 victory vs. Vanderbilt and made three tackles with one quarterback hurry in the 58-21 victory vs. UTEP. He made one tackle in the 41-20 win at No. 18 South Carolina. He made two tackles, including 1.0 sack, and registered one quarterback hurry in Arkansas' 31-23 victory vs. No. 6 LSU.

2009: He saw action in all 13 games with a start against South Carolina. He was 12th on the team with 34 tackles, fifth with 7.0 tackles for losses of 28 yards and first with three forced fumbles while adding 1.5 sacks to earn SEC All-Freshman honors. He was second in the SEC with the three forced fumbles. He was named SEC Defensive Lineman of the Week for the Texas A&M contest when he had three tackles, including two for loss and one sack, and forced two fumbles. He had five TFLs through the first four games of the season with at least one in each contest. He had five tackles at Alabama, four against Missouri State, and three against Georgia, Texas A&M, Florida, Ole Miss, Eastern Michigan and Mississippi State. He also had his third forced fumble against Mississippi State.

2008: He practiced with the scout team during his redshirt season.

HIGH SCHOOL: He missed the first four games of his senior season due to injury, but still totaled 92 tackles, five sacks, three forced fumbles and three interceptions for coach Rodney Salisbury. As a junior at Whitehaven High School in Memphis, Tenn., he recorded 98 tackles and 11 sacks. He also spent time at the defensive end position. He was *Rivals.com's* No. 15 overall prospect in the state of Tennessee. He was ranked as the No. 28 middle linebacker in the nation and the No. 9 prospect in the state by *Scout.com*. He was also recruited by Kentucky, North Carolina and Ole Miss.

PERSONAL: Born March 8, 1990, he is the son of David Jones and Teresa Wright. He is majoring in sociology.

Tenarius Wright's Career Statistics

Career Highs

Tackles.....9 - Mississippi State, 2010
Tackles for Loss2.0 - Mississippi State, 2010; Alabama, 2010; Texas A&M, 2009
Sacks2.0 - Alabama, 2010

Career Stats - Tackles

Year	G/GS	UA-A	Total	TFL-Yds	Sacks-Yds	QBH	PBU	FF	FR
2009	13/1	21-13	34	7.0-28	1.5-7	0	0	3	0
2010	13/0	16-20	36	8.0-49	6.0-40	3	0	1	1
Total	26/1	37-33	70	15.0-77	7.5-47	3	0	4	1

Career Game-By-Game

2009

Date	Opponent	UA-A	Total	TFL-Yds	Sack-Yds	QBH	PBU	FF	FR
9/5	Missouri State+	1-3	4	1.0-2	0.0-0	0	0	0	0
9/19	Georgia	1-2	3	1.0-3	0.0-0	0	0	0	0
9/26	at Alabama	3-2	5	1.0-2	0.0-0	0	0	0	0
10/3	vs. Texas A&M^	3-0	3	2.0-10	1.0-4	0	0	2	0
10/10	Auburn	1-0	1	0.0-0	0.0-0	0	0	0	0
10/17	at Florida	3-0	3	1.0-7	0.0-0	0	0	0	0
10/24	at Ole Miss	2-1	3	0.0-0	0.0-0	0	0	0	0
10/31	Eastern Michigan	1-2	3	0.0-0	0.0-0	0	0	0	0
11/7	South Carolina	0-1	1	0.0-0	0.0-0	0	0	0	0
11/14	Troy	2-0	2	0.5-3	0.5-3	0	0	0	0
11/21	Mississippi State+	3-0	3	0.5-1	0.0-0	0	0	1	0
11/28	at LSU	1-0	1	0.0-0	0.0-0	0	0	0	0
1/2	vs. East Carolina#	0-2	2	0.0-0	0.0-0	0	0	0	0

+Little Rock, Ark.

^Arlington, Texas

#Liberty Bowl

2010

Date	Opponent	UA-A	Total	TFL-Yds	Sack-Yds	QBH	PBU	FF	FR
9/4	Tennessee Tech	1-0	1	0.0-0	0.0-0	0	0	0	0
9/11	ULM+	1-1	2	0.0-0	0.0-0	0	0	0	0
9/18	at Georgia	0-4	4	0.5-3	0.5-3	0	0	0	0
9/25	Alabama	3-2	5	2.0-18	2.0-18	0	0	1	0
10/9	vs. Texas A&M^	0-2	2	1.0-5	0.5-4	0	0	0	0
10/16	at Auburn	0-1	1	0.0-0	0.0-0	0	0	0	0
10/23	Ole Miss	1-2	3	0.5-1	0.0-0	0	0	0	1
10/30	Vanderbilt	1-2	3	1.0-8	1.0-8	1	0	0	0
11/6	at South Carolina	0-1	1	0.0-0	0.0-0	0	0	0	0
11/13	UTEP	2-1	3	0.0-0	0.0-1	1	0	0	0
11/20	at Mississippi State	5-4	9	2.0-12	1.0-5	0	0	0	0
11/27	LSU+	2-0	2	1.0-2	1.0-2	1	0	0	0
1/4	vs. Ohio State#	0-0	0	0.0-0	0.0-0	0	0	0	0

+Little Rock, Ark.

^Arlington, Texas

#Sugar Bowl



RAZORBACK PLAYERS: Returning Players

FOOTBALL

13

BRANDON ALLEN

QB, 6-3, 212, FR-HS
Fayetteville, Ark.
Fayetteville HS

One of the top quarterbacks in the country, Allen joined the Razorback football program rated as the fifth-best pro-style quarterback in the nation, according to *Rivals.com* and the No. 3 prospect in the state by *HawgSports.com*. He was honored with the Landers Award, given annually to the top prep football player in the state of Arkansas. The hometown product led Fayetteville High School to the Arkansas Class 7A state title game in 2010, finishing the season with a 10-4 record. Known for his accuracy, Allen threw for 3,408 yards and 38 touchdowns as a senior, going the entire regular season without throwing an interception. He totaled more than 10,000 passing yards in three seasons under head coach Daryl Patton as Fayetteville's starting signal caller. He showed his athleticism in his final prep season by also rushing for more than 500 yards. Allen was ranked as a top 200 prospect nationally by *Rivals.com*. He was ranked as the No. 31 quarterback prospect in the nation by *Scout.com*. As a senior, he was named *NWA Media's* Big Six Football Player of the Year and was selected to the AP's Arkansas Super Team. He was an AHSAA All-State honoree in 2010, representing the Class 7A West Division. Allen received second-team all-state honors from *ArkansasVarsity.com*. Born Sept. 5, 1992, he is the son of Bobby and Marcela Allen. His father is the defensive tackles coach for the Razorbacks and enters his 14th season as part of the staff in 2011.

68

AUSTIN BECK

OT, 6-7, 307, FR-HS
Nowata, Okla.
Nowata HS

Beck played both ways in the trenches for Nowata High School under head coach Eric Walkingstick. A towering offensive and defensive lineman, Beck was ranked as the 10th-best prospect in the state of Oklahoma and the No. 71 offensive tackle in the nation by *Rivals.com*. He was considered the No. 37 offensive tackle recruit in the nation by *Scout.com*. Beck helped anchor his Nowata squad to a berth in the second round of the Oklahoma Class 3A state playoffs. He made 51 tackles as a senior, including 35 solo stops. Beck made at least three tackles per game in his final high school season, with back-to-back seven-tackle outings against Sperry and Dewey. The *Tulsa World* recognized Beck on its 2010 All-State team. Beck picked the Razorbacks after also receiving offers from Baylor, Illinois and Missouri. Born March 19, 1993, he is the son of Doug and Michelle Beck.

74

BREY COOK

OT, 6-7, 317, FR-HS
Springdale, Ark.
Har-Ber HS

The Springdale, Ark., native was ranked as the No. 1 prospect in the state of Arkansas, the 12th-best offensive tackle in the nation and 124th overall recruit, according to *Rivals.com*. Cook also was named the No. 6 offensive tackle in the country by *Scout.com*. His Har-Ber squad won the 2009 Class 7A Arkansas state championship in his junior season. Har-Ber High School advanced to the state semifinals in 2008 and 2010. Cook was honored as an Under Armour All-American, playing in the Under Armour All-American Game in Tampa, Fla., in January, and was named to *MaxPreps.com's* 2010 U.S. Air Force All-America team. Cook was also named to the *ESPNU* Top 150 class of 2011 list. He was recognized on the AHSAA's Class 7A West All-State team as a senior. Cook was selected to *ArkansasVarsity.com's* All-State team, receiving first-team accolades. He was named to the *Arkansas Democrat-Gazette's* All-Arkansas team. He was coached by Chris Wood. Cook had numerous offers from around the nation and selected the Razorbacks over Oklahoma, Auburn, Alabama and USC. Cook enrolled at Arkansas in the spring of 2011. Born April 13, 1993, he is the son of Melissa Cook.

95

HORACE ARKADIE

DE, 6-4, 235, FR-HS
Irving, Texas
Irving HS

Considered a top 100 recruit in the state of Texas by *The Dallas Morning News*, Arkadie looks to bring his talents to Arkansas' defensive line. Arkadie was ranked as the No. 129 defensive end recruit in the country by *Scout.com*. He made 77 tackles, including four sacks, with three blocked field goals and two blocked punts as a senior to follow a 67-tackle performance as a junior. He was coached at Irving High School by Jim Bennett. Arkadie also played center for the Irving High School basketball team. He selected the Razorbacks after also considering Purdue and Virginia. Born Aug. 7, 1993, he is the son of Horace and Jackie Arkadie.

44

ROBERT ATIGA

LB, 6-3, 240, SO-TR
West Valley City, Utah
Hunter HS/Snow College (Ephraim, Utah)

Atiga was a power at linebacker for Snow College in 2010, recording 53 tackles, 14 for loss, in his redshirt freshman season. He helped lead the Badgers to a 10-2 record and a 48-36 win over Iowa Western in the Top of the Mountain Bowl in Salt Lake City. Snow College, coached by Tyler Hughes, registered a 7-1 conference record in 2010 to finish tied for the top of Western States Football League. Before tackling the junior college ranks, Atiga played for head coach Dustin Pearce at Hunter High School. As a senior in 2008, Atiga lined up at tight end and linebacker for the Wolverines. He chose the Razorbacks after also considering Oregon State, Utah State and Washington. Born Sept. 11, 1991, he is the son of Joe and Tangi Atiga.

59

MARCUS DANENHAUER

OL, 6-5, 300, FR-HS
Bentonville, Ark.
Bentonville HS

Part of a state championship team in 2010, Danenhauer played for Barry Lunney, Sr. at Bentonville High School. Danenhauer was ranked as the eighth-best recruit in the state by *HawgSports.com*, while *Rivals.com* ranked him as the No. 45 offensive guard prospect in the nation. He was ranked No. 86 at his position by *Scout.com*. He concluded his career having been a part of two Class 7A state championship squads, with Bentonville High School also securing the 2008 title. In his senior season, he was part of a Bentonville offensive line that blocked for a 1,500-yard rusher. A first-team Class 7A West All-State selection by the AHSAA, Danenhauer was honored as a first-team member of *ArkansasVarsity.com's* All-State team. His brother Aaron played collegiately at Tulsa and his grandfather Bill played for the Denver Broncos. Born Feb. 23, 1993, he is the son of Rick and Brenda Kyle.

RAZORBACK PLAYERS: Newcomers

RAZORBACK

4

KELVIN FISHER JR.

CB, 5-11, 180, FR-HS
Queen Creek, Ariz.
Higley HS

Fisher Jr. was rated as the No. 15 safety recruit in the nation by *Scout.com* and 26th overall athlete in the nation by *Rivals.com*. Fisher, a product of head coach Jim Beall's system at Higley, saw action at running back and defensive back throughout his prep career. In 2010, he totaled more than 2,000 rushing yards and scored 29 touchdowns on the ground. Fisher rushed for more than 200 yards four times as a senior. On the defensive side, Fisher made 71 tackles, snatched five interceptions and made eight pass deflections. He notched two 10-tackle performances. He was named to *The Arizona Republic's* All-Arizona team, taking a cornerback slot on the first-team defense. Fisher sided with the Razorbacks after also considering Oregon, Washington, Arizona State and Pittsburgh. Born Jan. 14, 1991, he is the son of Kelvin, Sr. and Angela Fisher. His father played collegiately for Arizona State and is a scout for the Pittsburgh Steelers.

26

ROHAN GAINES

S, 5-11, 190, FR-HS
Bainbridge, Ga.
Bainbridge HS

A versatile athlete, Gaines made 60 tackles in 2010, including four tackles for loss, and recorded one interception while playing for head coach Ed Pilcher. He was named to *The Albany Herald's* All-Area defensive team at the conclusion of his final prep campaign. Noted for his hard-hitting play, he also earned All-Region 1AAAA second-team honors, selected by regional coaches. On the offensive side of the ball, Gaines saw time at quarterback and wide receiver. He also played point guard for the Bainbridge basketball team. Gaines picked the Razorbacks after also receiving interest from Georgia and Georgia Tech. Born April 1, 1993, he is the son of Maurice and Loretta Gaines.

46

TYLER GILBERT

LB, 6-3, 244, FR-HS
Sorrento, La.
John Curtis Christian HS/North Carolina Tech Prep

In 2010 at North Carolina Tech Prep, Gilbert notched 62 tackles and five sacks, helping Tim Newman's squad to a 9-1 record. In 2009 at John Curtis Christian, Gilbert made 36 tackles and was a force in the backfield, notching seven tackles for loss. He helped the team to a 13-1 record and a state championship game appearance. Gilbert decided on the Razorbacks while also receiving interest from Auburn, Memphis and Louisiana-Lafayette. He was a high school teammate of current Razorback offensive lineman Luke Charpentier under head coach J.T. Curtis. He enrolled at the University of Arkansas in the spring of 2011. Born Jan. 3, 1992, he is the son of Darnell and Jeanette Gilbert.

86

TREY FLOWERS

DE, 6-4, 243, FR-HS
Huntsville, Ala.
Columbia HS

A two-time Alabama all-state honoree in 2009 and 2010, Flowers looks to bring size and strength to Arkansas. Flowers earned his all-state recognition from the Alabama Sports Writers Association in two different classes, first in Class 4A as a junior and again in Class 5A as a senior. He was a defensive standout for head coach Corey Collier's program, which has only been in existence for five seasons. He also was a steady contributor on the Columbia High School basketball squad. Flowers chose the Razorbacks after also drawing interest from UAB, Georgia Tech and South Alabama. Born Aug. 16, 1993, he is the son of Robert and Jacqueline Flowers.

48

LONNIE GOSHA

DE, 6-2, 270, FR-HS
Lake Butler, Fla.
Union County HS

Gosha recorded 140 tackles as a senior for Union County High School, including 15 sacks and two interceptions. *The Mobile Press-Register* ranked Gosha as the No. 100 prospect in its "Super Southeast 120", and *Rivals.com* pegged him as the No. 31 overall recruit in the state of Florida. After his senior campaign he participated in the Offense-Defense Bowl in Myrtle Beach, S.C. *The Gainesville Sun* ranked Gosha in its "Top 50 Seniors" listing, and he was named the 1B-1A Defensive Player of the Year. He was also ranked in the *Orlando Sentinel's* "2011 Florida Top 100". As a junior, he notched 65 tackles and 13 sacks. Prior to his final high school season, Gosha was selected to the *Sun's* "Super 11". Gosha was coached by Andrew Zow and Ronny Pruitt. He sided with Arkansas over offers from Alabama, Florida, LSU, Georgia, Tennessee, Florida State, Miami and Clemson. Born Aug. 29, 1992, he is the son of Jessie Mae Jenkins and the grandson of Jesse and Emma Jenkins.

5

QUINTA FUNDERBURK

WR, 6-4, 200, FR-HS
Chesapeake, Va.
Oscar Frommel Smith HS

Funderburk joined the highly touted Arkansas receiver corps after posting two straight 60-catch, 1,000-yard receiving seasons. Rated as the No. 35 wide receiver prospect in the nation by *Scout.com* and 48th by *Rivals.com*, Funderburk played for head coach Richard Morgan's successful program where he made 65 catches for 1,464 yards and 15 touchdowns in 2010. He finished his final prep season with a 12-2 record and made an appearance in the Division 6 regional final. Oscar Smith High School won the 2008 Virginia Class Six state championship and made a state semifinal appearance in 2009. Funderburk made 62 catches for 1,150 yards and 12 touchdowns in 2009. At the conclusion of his high school career, he was picked to the *VirginiaPreps.com's* All-State first team. He was ranked as the sixth-best prospect in Virginia by *VirginiaPreps.com* and the No. 9 recruit in the state by *Rivals.com*. Funderburk chose Arkansas over Michigan, Florida and West Virginia. He enrolled at Arkansas in the spring of 2011. Born Sept. 30, 1992, he is the son of Gary Copeland and Karen Moore.

RAZORBACK PLAYERS: Newcomers

FOOTBALL

55

BROCK HAMAN

LB, 6-3, 230, FR-HS
Scottsdale, Ariz.
Saguaro HS

Haman was ranked as the No. 13 overall recruit in the state of Arizona by *Rivals.com*. He was ranked by *AzProspects.com* as the No. 2 linebacker recruit in the state. In a senior season cut short by injury, Haman made 19 tackles, including three sacks, for head coach John Sanders' Saguaro High School team that brought home the 2010 4A Division I state title. He also saw action on the offensive side of the ball at tight end. Haman showed his athleticism by making 26 catches for more than 500 yards as a junior in 2009 while the team made it to the semifinal round of the state playoffs. *Scout.com* ranked Haman as the No. 61 tight end in the country at the conclusion of his high school career. He picked Arkansas after also considering Arizona, Arizona State and Oregon State. Born March 5, 1993, he is the son of Doug Haman and Jill Triggs.

45

ALONZO HIGHSMITH

LB, 6-1, 229, JR-TR
Missouri City, Texas
Lawrence E. Elkins HS/Phoenix (Ariz.) College

Highsmith was a junior college All-American linebacker at Phoenix College. In 2010, Highsmith recorded 94 tackles, 79 solo, including 12 tackles for loss and four sacks. He notched two forced fumbles and recovered two fumbles. He received recognition as NJCAA Region One co-Defensive Player of the Year and was named the WSFL Defensive Player of the Year. He was coached in junior college by Land Jacobsen and at Elkins High School by Aaron Clark. Highsmith signed with the Razorbacks over offers from Washington, SMU and Cincinnati. Born Nov. 21, 1989, he is the son of Alonzo Highsmith and Shwayne Sesler. His father played running back for the University of Miami and had a seven-year NFL career and his brother is currently a quarterback at the University of Miami.

93

DeMARCUS HODGE

DT, 6-1, 301, FR-HS
Monroe, La.
Neville HS

Hodge was ranked as the No. 32 defensive tackle in the nation and the 20th overall recruit in Louisiana by *Rivals.com* and No. 53 in the nation by *Scout.com*. He anchored his Neville High School squad to the Louisiana Class 4A state quarterfinals in 2010 following a state title performance in 2009. Playing for head coach Mikey McCarty, Hodge made 61 tackles, 50 solo, in 2010, including six tackles for loss and 3.5 sacks. He showed a nose for the ball in his senior season, recording three forced fumbles, two fumble recoveries and five quarterback hurries while being named first-team all-state by the Louisiana Sports Writers Association. In 2009, Hodge notched 31 tackles and deflected four passes as Neville took top honors in Class 4A. Hodge chose Arkansas over interest from Mississippi State, TCU, Tennessee and Texas A&M. Born July 18, 1993, he is the son of Donald and Melba Hodge.

KAELON KELLEYBREW

CB, 5-10, 174, SR-TR
Little Rock, Ark.
Little Rock Central HS/Mississippi Valley State

Kelleybrew played cornerback at Mississippi Valley State from 2008-10 for head coach Willie Totten. He appeared in two games for the Delta Devils in 2010. As a sophomore in 2009, he totaled 20 tackles, one interception and one pass breakup, while also returning six kickoffs for 145 yards, an average of 24.2 yards per return. In 2008, he notched 22 tackles and made two interceptions, which he returned for a total of 93 yards. Kelleybrew attended Little Rock Central High School, where he was coached by Bernie Cox. He also played basketball for the Tigers. Born June 20, 1990, he is the son of Katrina Kelleybrew.

97

DARRELL KELLY-THOMAS

LB, 6-4, 225, FR-HS
Lufkin, Texas
Lufkin HS

An athletic defender, Kelly-Thomas was ranked as the No. 61 overall prospect in Texas by *Rivals.com* and as the No. 73 defensive end nationally in the class of 2011 by *Scout.com*. In 2010, Kelly-Thomas made 40 tackles, including four sacks, while helping head coach John Outlaw's Lufkin High School team advance to the Class 5A Division II state playoffs. *The Houston Chronicle* rated Kelly-Thomas in its "Texas 100" listing, and he also was selected to *The Statesmen's* "Fabulous 55" prior to his senior season. Kelly-Thomas was also recruited by Baylor, Kansas State, Houston and TCU. Born Nov. 12, 1992, he is the son of Courtney Kelly and Mary Thomas.

41

DAVYON MCKINNEY

WR, 6-3, 190, FR-HS
Forrest City, Ark.
Forrest City HS

Considered one of the top 10 prospects in the state of Arkansas by *Rivals.com*, McKinney touts size and speed at wide receiver. He was ranked as the No. 107 wide receiver recruit in the country by *Scout.com*. Coached by Rich Trail at Forrest City High School, McKinney compiled 21 catches for 453 yards and three touchdowns in 2010. He showed his versatility by adding two rushing scores along with a 65-yard interception return and forced fumble on the defensive side of the ball. He was ranked fourth in *HawgsSports.com's* "Natural 21" to conclude his senior campaign. He sided with the Razorbacks after also receiving interest from Ole Miss and Tulsa. Born Jan. 13, 1993, he is the son of Doris Banks.

15

KEANTE MINOR

WR, 6-0, 194, FR-HS
East St. Louis, Ill.
East St. Louis HS

Arkansas added a prep 1,000-yard receiver in Minor, who snagged 55 passes for 1,022 yards and 13 touchdowns in 2010 for head coach Darren Sunnett. Considered the No. 14 recruit in the state of Illinois by *Rivals.com*, Minor showed his explosiveness with two punt returns taken back for touchdowns as a senior. He was ranked as the No. 41 wide receiver recruit in the country by *Scout.com*, while *Rivals.com* pegged him 64th at the position. In 2009, Minor made 42 catches for 812 yards and eight touchdowns. He also played a key role for East St. Louis' basketball team, averaging 19.3 points per game as a junior, 14.3 as a sophomore and 8.7 as a freshman. Minor picked Arkansas after also drawing interest from Illinois, Kansas, Minnesota, Nebraska and Wisconsin. Born Oct. 25, 1992, he is the son of Kevin Minor and Katrina D. Gregory.

RAZORBACK PLAYERS: Newcomers

RAZORBACK

RAZORBACK PLAYERS: Newcomers

8 **TEVIN MITCHEL**
 CB, 6-0, 185, FR-HS
 Mansfield, Texas
 Legacy HS

A U.S. Army All-American and Rivals250 selection, Mitchel was coached by Chris Melson at Legacy High School where he made 75 tackles in 2010. Considered the No. 24 overall recruit in the state of Texas, the 160th overall recruit in the country and 13th-best cornerback prospect in the nation by *Rivals.com*, Mitchel snagged a 60-yard touchdown pass on the offensive side of the ball. He was ranked as the 26th-best cornerback prospect in the nation by *Scout.com*. *The Dallas Morning News* and *Houston Chronicle* each ranked Mitchel in its top 100 listing of prospects from the state of Texas. He was voted second-team all-state and was an all-district second-team selection at free safety in Class 5A District Five. Mitchel chose the Razorbacks after also considering Nebraska, among other offers. Born Aug. 3, 1992, he is the son of Eric and Tana Mitchel. His father played football collegiately for Oklahoma and was taken in the sixth round of the 1989 NFL Draft by the New England Patriots.

36 **KIERO SMALL**
 FB, 5-10, 255, JR-TR
 Baltimore, Md. (Cardinal Gibbons HS/ Valley Forge [Pa.] Military Academy/Hartnell [Calif.] CC)

A junior college All-American in 2010, Small played both fullback and linebacker for his Hartnell Community College football team. As a freshman in 2009, Small scored five rushing touchdowns and led the team in tackles with 109 stops en route to Hartnell claiming Coast Conference co-championship honors. In 2010, Small scored one rushing and one receiving touchdown and led the squad in tackles for the second straight season with 120 tackles, including 21 for loss. Small received All-America accolades from the California Community College Football Coaches Association in 2010 and All-California honors in 2009. He was named an All-Coast Conference performer at linebacker in both his seasons at Hartnell. Small's junior college head coach was Matt Collins, and his high school head coach was Donald Davis. As a high school senior at Cardinal Gibbons in 2006, Small earned second-team all-state accolades from the Maryland Football Coaches Association. Small was also recruited by Cal and Oregon State. Born May 1, 1989, he is the son of Johnny Stith and Leslie Mackall.

50 **GRADY OLLISON**
 DE, 6-5, 286, FR-HS
 Malvern, Ark.
 Malvern HS

Ollison was ranked as the No. 25 defensive tackle in the nation by *Scout.com*, and held the reputation of being a standout defender in the state of Arkansas. Recognized as the fifth-best prospect in the state and the No. 30 defensive end in the country per *Rivals.com*, he starred in the trenches for Malvern High School and head coach John Fogleman. In 2010, he made 66 tackles, 31 solo, three sacks and seven quarterback hurries. He was named to *ArkansasVarsity.com's* All-State first team, earning a spot on the defensive line. He was ranked fifth in *HawgSports.com's* 2011 "Natural 21". Ollison also had interest from Kansas State, Ole Miss and Tulsa. Born Dec. 3, 1992, he is the son of Grady and Linda Ollison.

65 **MITCH SMOTHERS**
 OT, 6-4, 296, FR-HS
 Springdale, Ark.
 Springdale HS

Smothers was recognized on *ESPNU's* Top 150 class of 2011 list and was part of three Arkansas Class 7A playoff teams at Springdale High School. He was rated as the fourth-best prospect in the state of Arkansas and as the No. 17 offensive guard in the country by *Rivals.com*. He was ranked No. 29 in the 2011 class of offensive tackles by *Scout.com*. After his senior season under head coach Shane Patrick, Smothers was selected to Under Armour's All-America team and appeared in the Under Armour All-American Game held in Tampa, Fla. Smothers was a first-team Class 7A West All-State pick by the AHSAA and a first-team all-state selection by *ArkansasVarsity.com*. He was also recruited by Auburn, Ole Miss, Mississippi State, Missouri, Oklahoma State, South Carolina and UCLA. Born Oct. 20, 1992, he is the son of Kirk Smothers and Lori Cornella.

71 **JASON PEACOCK**
 OL, 6-4, 334, JR-TR
 Milledgeville, Ga.
 Baldwin HS/Citrus College (Azusa, Calif.)

After playing two seasons in the junior college ranks, Peacock made his move to Arkansas. The physical lineman earned second-team All-Central Conference honors while playing for junior college head coach Ron Ponciano. He was a Citrus teammate of current UA offensive lineman Chris Stringer. Peacock earned all-state honors from the Georgia Sportswriters Association for his performance at Baldwin High School under head coach Jesse Hicks. In 2008, Baldwin advanced to the state quarterfinals of the Class AAA playoffs. Peacock sided with the Razorbacks after also considering Arizona, Houston, Mississippi State, New Mexico and Utah. He enrolled at Arkansas in the spring of 2011. Born Jan. 12, 1989, he is the son of Jason and Cathy Peacock.

70 **CHRIS STRINGER**
 OL, 6-7, 304, SO-TR
 Rancho Cucamonga, Calif.
 Alta Loma HS/Citrus College (Azusa, Calif.)

At Citrus College in 2010, Stringer earned all-conference honors after just one season, taking a spot on the Central Division West second team at offensive tackle. Stringer was coached in junior college by Ron Ponciano. He was a Citrus teammate of current UA offensive lineman Jason Peacock. At Alta Loma High School in 2009, Stringer played on the offensive line for head coach Dan Bornfeld. Born October 11, 1991, he is the son of Ed and Sue Stringer.

89 **ANDREW PETERSON**
 TE, 6-6, 262, FR-HS
 Seagoville, Texas
 Seagoville HS

Packing size and athleticism, Peterson totaled 220 receiving yards and snagged three touchdowns on eight receptions as a senior for Seagoville head coach Norman Thompson while the team completed just 31 passes. As a junior, Peterson made two receptions for nine yards in the run-oriented offense. He picked Arkansas over Nebraska and Texas A&M. Born March 25, 1993, he is the son of Dana Giles.

FOOTBALL

98

ROBERT THOMAS

DT, 6-3, 308, SO-TR
Muskogee, Okla.
Muskogee HS/Coffeyville (Kan.) CC

Thomas joined the Razorbacks after a successful season at Coffeyville Community College in 2010. Thomas made 48 tackles, including 15 for loss, 4.5 sacks and two pass deflections for junior college coach Darian Dulin. During his senior year at Muskogee High School, Thomas had 89 tackles, 68 solo, 15 tackles for loss, five sacks, four quarterback hurries, two forced fumbles, two recovered fumbles and two blocked field goals. On offense, he carried the ball six times for 16 yards and one touchdown. He was listed as the No. 71 defensive tackle in the nation and the No. 19 prospect in Oklahoma by *Rivals.com*. Thomas was ranked as the No. 101 defensive tackle in the country by *Scout.com*. He was named the *Muskogee Phoenix* District (6A-3) Defensive Player of the Year and he was also selected by the 6A-3 coaches as the lineman of the year. His high school coach was Matt Hennesy. He was also recruited by Oklahoma, Oklahoma State, Kansas and Kansas State. He enrolled at Arkansas in the spring of 2011. Born Feb. 18, 1991, he is the son of Roslynn Thomas and the grandson of Robert and Sonya Thomas.

49

BRETT WEIR

S, 6-5, 217, FR-HS
London, Ontario, Canada
Saint Thomas Aquinas HS

With a versatile gridiron presence, Weir joined the Razorbacks from Ontario, Canada. He starred for Saint Thomas Aquinas High School and head coach Joe Murray, seeing time at quarterback, wide receiver and running back on offense. He totaled more than 2,000 yards passing and more than 1,000 yards rushing in 2010. Weir also played safety for his high school squad and was named the team's MVP en route to a TVRAA Central championship game appearance in 2010. For his efforts he was named the Bob Gooder Award winner, given to the best football player in the TVRAA Central. To conclude his final high school season, he played in the National Underclassmen All-World Gridiron Classic in Charleston, S.C. Weir also played forward for the Saint Thomas Aquinas basketball team and participated in track and field. Born Sept. 7, 1993, he is the son of Don and Linda Weir.

1

MARQUEL WADE

WR, 5-11, 185, FR-HS
Jacksonville, Fla.
Andrew Jackson HS/Milford (N.J.) Academy

Wade was ranked as the No. 4 prep school prospect in the nation by *Rivals.com* after a successful stint at Milford Academy in New Berlin, N.J. The wide receiver known for his speed was a big-play threat for Milford in 2010, catching 26 passes for 565 yards and six touchdowns. Wade also took an 85-yard kickoff back for a touchdown. As a senior at Andrew Jackson High School, Wade recorded 53 receptions for 769 yards and nine touchdowns and returned five punts for scores. In 2008, Wade caught 58 passes for 738 yards and 14 touchdowns and returned 10 punts for nearly 500 yards and three touchdowns. Coming out of high school, he was rated the No. 48 athlete in the nation and the No. 73 recruit in the state of Florida by *Rivals.com*. He was listed by *Scout.com* as the No. 91 wide receiver nationally. He was coached at Andrew Jackson by Kevin Sullivan and at Milford by Bill Chaplick. He was recruited out of high school by South Carolina, Purdue, Ole Miss, Illinois, Miami, South Florida and about 15 other schools. He also excelled on the basketball court, averaging 15.6 points a game as a junior while playing shooting guard. He enrolled at Arkansas in the spring of 2011. Born March 31, 1992, he is the son of Richard Conner and Toshid Jones.

81

KANE WHITEHURST

WR, 6-0, 175, FR-HS
Alpharetta, Ga.
Chattahoochee HS

Fresh off of Chattahoochee High School's 2010 Georgia AAAA state championship, Whitehurst added his versatility to the Razorbacks. Whitehurst was a big-play threat in his senior season, totaling 84 catches for 1,378 receiving yards and 17 touchdowns, including a score in Chattahoochee's 24-0 victory against Starr's Mill High School for the state title. He was an all-state first-team pick and North Fulton Region Offensive Player of the Year honoree by the *Atlanta Journal-Constitution*. Whitehurst also claimed All-Beacon First-Team honors from *The Beacon*. Prior to his standout senior season, Whitehurst played quarterback and defensive back at Northview High School. He earned North Fulton All-Neighbor second-team accolades at defensive back from the *North Fulton Neighbor*. Whitehurst was coached by UA alum Terry Crowder. He picked the Razorbacks over interest from Eastern Michigan, Troy, Tulane and Vanderbilt. Born March 9, 1993, he is the son of Mark and Kim Whitehurst. He is the cousin of current NFL quarterback Charlie Whitehurst of the Seattle Seahawks.

40

KODY WALKER

RB, 6-2, 235, FR-HS
Jefferson City, Mo.
Jefferson City HS

Walker was rated as the No. 4 overall recruit in the state of Missouri and the 32nd-best running back prospect in the country, according to *Rivals.com*. The Jefferson City High School running back put together two straight 1,000-yard seasons, totaling 1,554 yards and 16 touchdowns in 2009 and 1,004 yards and 16 touchdowns as a senior in 2010. The Jefferson City team, coached by Ted Lepage, earned a berth in the Class Six State Tournament. *Scout.com* recognized Walker as the No. 51 running back in the country. Walker was named second-team all-state by the Associated Press and Missouri Sportswriters and Sportscasters Association following his senior campaign. He selected the Razorbacks after also considering Missouri. Born July 19, 1992, he is the son of Twila Walker.

ALLEN WHITLOW

FB, 6-1, 249, SO-HS
Rogers, Ark.
Rogers Heritage HS

Whitlow was a 2009 all-state selection at offensive line in Class 7A West for Rogers Heritage High School head coach Perry Escalante. As a senior that season, Whitlow helped Rogers Heritage advance to the second round of the Class 7A state championship playoffs. Born July 17, 1992, he is the son of David and BJ Whitlow.

RAZORBACK PLAYERS: Newcomers

RAZORBACK

2010 SEASON REVIEW

2010 INDIVIDUAL AWARDS AND HONORS

WR Joe Adams

Preseason Honors
Athlon All-SEC (Second Team)
Phil Steele All-SEC (Second Team)

In Season/Postseason Honors
Phil Steele All-SEC (Second Team/
Punt Returner)
Phil Steele All-SEC (Third Team/
Wide Receiver)
SEC Special Teams Player of the
Week (Oct. 23)

OG Alvin Bailey

In Season/Postseason Honors
SEC All-Freshman Team
FWAA Freshman All-America Team

DE Jake Bequette

Preseason Honors
Athlon All-SEC (Third Team)
Phil Steele All-SEC (Fourth Team)

In Season/Postseason Honors
Coaches All-SEC (Second Team)
AP All-SEC (Second Team)
Phil Steele All-SEC (Second Team)

P Dylan Breeding

In Season/Postseason Honors
Brandon Burlsworth Trophy Nominee
Rudy Award Nominee

WR Greg Childs

Preseason Honors
Biletnikoff Award Watch List
Athlon All-SEC (First Team)
Rivals.com All-SEC (First Team)
Phil Steele All-SEC (Third Team)

In Season/Postseason Honors
Phil Steele All-SEC (Third Team)

RB Knile Davis

In Season/Postseason Honors
AP All-SEC (First Team)
Phil Steele All-SEC (First Team)
Coaches All-SEC (Second Team)
SEC Offensive Player of the Week (Nov. 6)

LB Jerry Franklin

Preseason Honors
Butkus Award Watch List
Coaches All-SEC (Second Team)
Athlon All-SEC (Second Team)

In Season/Postseason Honors
Coaches All-SEC (Second Team)
Phil Steele All-SEC (Second Team)
SEC Defensive Player of the Week (Nov. 20)

OL Wade Grayson

Preseason Honors
Phil Steele All-SEC (Third Team)

In Season/Postseason Honors
Phil Steele All-SEC (Fourth Team)

K Zach Hocker

In Season/Postseason Honors
SEC All-Freshman Team

RB Dennis Johnson

Preseason Honors
Doak Walker Award Watch List
Athlon All-SEC (Third Team)

DL Byran Jones

In Season/Postseason Honors
SEC All-Freshman Team

DT DeQuinta Jones

Preseason Honors
Phil Steele All-SEC (Fourth Team)

OL DeMarcus Love

Preseason Honors
Lombardi Award Watch List
Outland Trophy Watch List
College Football Insider All-America
(Honorable Mention)
Coaches All-SEC (Second Team)
Media All-SEC (Second Team)
Lindy's All-SEC (First Team)
Athlon All-SEC (Second Team)
Phil Steele All-SEC (Fourth Team)

In Season/Postseason Honors

Coaches All-SEC (First Team)
AP All-SEC (First Team)
Phil Steele All-SEC (Second Team)
SEC Offensive Lineman of the Week
(Nov. 20)

ARKANSAS FOOTBALL 2010

Arkansas ended the 2010 season in the program's first BCS bowl game, matching up with No. 6 Ohio State in the Allstate Sugar Bowl. The Razorbacks finished with a 10-3 record, including a 6-2 mark in the SEC, for the 11th 10-win season in program history and just the fourth season of at least six SEC wins. With the Sugar Bowl appearance, head coach Bobby Petrino became the first coach to lead two teams to their first BCS game and just the third coach to lead two different programs to a BCS appearance.

RECORD SETTERS

Arkansas set or matched 48 individual or team records in 2010. As a team, Arkansas set records for total offense in a season (6,273), yards per game in a season (482.5), yards per play in a season (7.08), pass completions in a game (35 at Auburn) and in a season (301), pass attempts in a season (465), completion percentage in a season (.647), passing yards in a season (4,338), passing yards per game in a season (333.7), passing touchdowns in a season (36), passing first downs in a season (173) and total first downs in a season (291). Quarterback Ryan Mallett set or tied 32 different records, including career passing yards (7,493), career passing touchdowns (62) and passing touchdowns in a season (32), while D.J. Williams broke the record for most career catches by a non-wide receiver (152).

TEAM NOTES

Arkansas was ranked in the AP top 25 for the entire 2010 season, beginning at 17th in the preseason poll and concluding at 12th, the first time since 1989 UA went through an entire season in the top 25.

The final ranking of 12th is the highest for the Razorbacks since 1988.

The Razorbacks are 15-4 in their last 19 games, the third-most wins in the SEC during that stretch.

UA tied for the NCAA lead with 14 touchdown drives of 70+ yards in less than two minutes in 2010. The Razorbacks had 26 touchdown drives of less than two minutes to push their total in three seasons under head coach Bobby Petrino to 62.

The Razorbacks were the only team in the NCAA with a 3,000-yard passer (Ryan Mallett), a 1,000-yard rusher (Knile Davis) and five 600-yard receivers (Joe Adams, Jarius Wright, Greg Childs, Cobi Hamilton and D.J. Williams). Mallett broke the UA single-season passing yards record with 3,869, and Davis posted the fourth-highest single-season rushing total (1,322) in UA history while becoming just the 10th Razorback to run for more than 1,000 yards in a season.

Arkansas led the SEC in passing offense for the second straight season, joining Florida and Kentucky as the only schools to lead the conference in passing offense in consecutive seasons since 1992. Ryan Mallett led the conference in passing at 297.6 yards per game, while Knile Davis led all SEC running backs with 101.7 rushing yards per game. Davis rushed for at least 100 yards in five straight games, and six of seven, to end the season and was the only player in the SEC to average more than 100 rushing yards per game in November, finishing the month with an average of 157.8 rushing yards per game.

UA outscored its opponents 369-201 in the first three quarters, including 103-39 in the third quarter. The Razorbacks allowed just 39 second-half points and no third-quarter touchdowns during the final six games.

Arkansas scored at least 30 points 10 times in 2010, the most in a season in program history. The Razorbacks finished the season with nine consecutive 100-yard rushing games, averaging 169.2 yards per game on the ground in that stretch.

The Razorbacks were the only team in the SEC to start the same offensive line every game in 2010 (DeMarcus Love, Wade Grayson, Travis Swanson, Alvin Bailey, Ray Dominguez).

Arkansas threw for at least 300 yards a single-season school-record 10 times in 2010 and has eclipsed 300 yards passing in 19 of 38 games under head coach Bobby Petrino. Prior to his arrival, Arkansas had thrown for 300 yards 16 times in the program's 114-year history.

Arkansas recorded 95 tackles for loss in 2010, tied for the second-highest total in school history. The Razorbacks also recorded the third-highest single-season sack total (37) in program history.

UA held its opponents to 62-of-185 (.335) on third-down conversions to lead the SEC and tie for eighth in the NCAA. Only one opponent (Alabama: .571) converted more than 50 percent of its third-down conversions against the Razorbacks in 2010.

Arkansas tied for the NCAA lead with three safeties in 2010. The team was one of just three in the nation, and the only one from the SEC, with three safeties.

LEADING THE NATION AND SEC

The chart below shows where Arkansas finished the season ranked in the SEC and nationally in several categories.

CATEGORY	SEC	NATIONAL	CATEGORY	SEC	NATIONAL
Passing Offense (333.7)	1	4	Davis - Rushing Yards/Game (101.7)	2	18
Punt Returns (15.55)	1	4	Davis - Total Offense/Game (101.7)	13	NA
Red Zone Offense (89.8)	1	T5	Davis - All-Purpose Yards/Game (112.2)	5	59
Passing Touchdowns (36)	1	T6	Adams - Punt Returns (15.6)	2	5
Passing First Downs (173)	1	T11	Adams - Rec./Game (4.17)	6	T92
Total Offense (482.5)	2	9	Adams - Rec. Yards/Game (67.8)	7	53
Sacks/Game (2.85)	2	9	Adams - All-Purpose Yards/Game (96.4)	12	NA
TFL/Game (7.31)	2	13	Bequette - Sacks/Game (0.54)	T5	T64
Scoring Offense (36.5)	2	17	Franklin - TFL/Game (1.00)	T7	T81
Pass Efficiency (162.19)	3	7	Franklin - Sacks/Game (0.50)	8	T76
Fumbles Recovered (14)	3	T15	Franklin - Tackles/Game (7.69)	9	T95
Total Defense (347.9)	5	36	Hocker - PAT made (56)	2	T12
Pass Defense (185.3)	6	20	Leon - TFL/Game (0.96)	10	T95
Mallett - Passing Yards/Game (297.6)	1	5	Thomas - Interceptions/Game (0.31)	T7	T48
Mallett - Passing Touchdowns (32)	1	T7	Williams - Rec./Game (4.15)	7	T100
Mallett - Total Offense/Game (291.9)	2	15	J. Wright - Rec. Yards/Game (60.62)	8	T83
Mallett - Pass Efficiency (163.65)	3	7	T. Wright - Sacks/Game (0.46)	T9	T92

2010 INDIVIDUAL AWARDS AND HONORS

QB Ryan Mallett

Preseason Honors
Manning Award Watch List
Maxwell Award Watch List
O'Brien Award Watch List
Walter Camp Player of the Year
Award Watch List
Athlon All-America (First Team)
Blue Ribbon All-America (First Team)
College Football Insider All-America
(First Team)
Sporting News All-America
(First Team)
Lindy's All-America (Second Team)
National Champs.net All-America
(Third Team)

Phil Steele All-America (Third Team)
Coaches All-SEC (First Team)
Media All-SEC (First Team)
Athlon All-SEC (First Team)
Blue Ribbon All-SEC (First Team)

Phil Steele All-SEC (First Team)
Rivals.com All-SEC (First Team)
Sports News All-SEC (First Team)
Blue Ribbon (Offensive Player of the Year)

In Season/Postseason Honors

Manning Award Finalist
Maxwell Award Semifinalist
Walter Camp Award Player to Watch
Davey O'Brien Award Semifinalist
Coaches All-SEC (Second Team)
AP All-SEC (Second Team)
Phil Steele All-SEC (Second Team)
Walter Camp Foundation National
Offensive Player of the Week (Sept. 18)
Davey O'Brien National QB of the
Week (Sept. 18)
SEC Offensive Player of the Week
(Sept. 18)
SEC Offensive Player of the Week
(Oct. 30)

S/LB Jerico Nelson

Preseason Honors
Phil Steele All-SEC (Fourth Team)

In Season/Postseason Honors

Phil Steele All-SEC (Third Team)
SEC Defensive Player of the Week (Nov. 27)

C Travis Swanson

In Season/Postseason Honors
SEC All-Freshman Team

S Tramain Thomas

In Season/Postseason Honors
Bronko Nagurski Trophy Watch List
FWAA/Bronko Nagurski National
Defensive Player of the Week (Oct. 9)
Jim Thorpe Defensive Back of the
Week (Oct. 9)
SEC Defensive Player of the Week (Oct. 9)

In Season/Postseason Honors

AP All-SEC (Second Team)
Phil Steele All-SEC (Second Team)

TE D.J. Williams

Preseason Honors
Mackey Award Watch List
Athlon All-America (First Team)
Blue Ribbon All-America (First Team)
College Football Insider All-America
(Second Team)
Sporting News All-America (Third Team)
National Champs.net All-America
(Second Team)
Phil Steele All-America (Second Team)
Coaches All-SEC (First Team)
Media All-SEC (First Team)
Athlon All-SEC (First Team)
Blue Ribbon All-SEC (First Team)
Phil Steele All-SEC (First Team)
Sports News All-SEC (First Team)

In Season/Postseason Honors

Mackey Award Winner
Disney Spirit Award Winner
Danny Wuerffel Trophy Nominee
SI All-America (Second Team)
Scout.com All-America (Second Team)
AP All-America (Third Team)
Coaches All-SEC (First Team)
AP All-SEC (First Team)
Phil Steele All-SEC (First Team)
Mackey National Tight End of the
Week (Nov. 13)
SEC Community Service Team

WR Jarius Wright

In Season/Postseason Honors
Phil Steele All-SEC (Fourth Team)

2010 REVIEW: Season Review

FOOTBALL

2010 ARKANSAS RAZORBACK FOOTBALL STATISTICS (10-3, 6-2 SEC)

DATE	OPPONENT	RESULT	SCORE	OVERALL	CONFERENCE	TIME	ATTEND
Sept. 04, 2010	TENNESSEE TECH	W	44-3	1-0	0-0	2:54	69596
Sept. 11, 2010	vs ULM!	W	31-7	2-0	0-0	3:03	55705
Sept. 18, 2010	at Georgia*	W	31-24	3-0	1-0	3:17	92746
Sept. 25, 2010	#1 ALABAMA*	L	20-24	3-1	1-1	3:22	76808
Oct. 09, 2010	vs Texas A&M +	W	24-17	4-1	1-1	3:42	65622
Oct. 16, 2010	at #7 Auburn*	L	43-65	4-2	1-2	3:45	87451
Oct. 23, 2010	OLE MISS*	W	38-24	5-2	2-2	3:24	73619
Oct. 30, 2010	VANDERBILT*	W	49-14	6-2	3-2	3:24	70430
Nov. 06, 2010	at #18 South Carolina*	W	41-20	7-2	4-2	3:17	75136
Nov. 13, 2010	UTEP	W	58-21	8-2	4-2	3:07	67330
Nov. 20, 2010	at #22 Mississippi State*	W(20T)	38-31	9-2	5-2	3:34	56406
Nov. 27, 2010	#6 LSU*!	W	31-23	10-2	6-2	3:45	55808
Jan. 04, 2011	#6 Ohio State^	L	26-31	10-3	6-2	3:19	73879

! GAME IN LITTLE ROCK, ARK.

+ GAME IN ARLINGTON, TEXAS

* CONFERENCE GAME

^ ALLSTATE SUGAR BOWL

TEAM STATISTICS	AR	OPP
SCORING	474	304
POINTS PER GAME	36.5	23.4
FIRST DOWNS	291	236
RUSHING	105	118
PASSING	173	102
PENALTY	13	16
RUSHING YARDAGE	1935	2114
YARDS GAINED RUSHING	2211	2528
YARDS LOST RUSHING	276	414
RUSHING ATTEMPTS	421	522
AVERAGE PER RUSH	4.6	4.0
AVERAGE PER GAME	148.8	162.6
TDS RUSHING	22	21
PASSING YARDAGE	4338	2409
ATT-COMP-INT	465-301-15	340-187-11
AVERAGE PER PASS	9.3	7.1
AVERAGE PER CATCH	14.4	12.9
AVERAGE PER GAME	333.7	185.3
TDS PASSING	36	13
TOTAL OFFENSE	6273	4523
TOTAL PLAYS	886	862
AVERAGE PER PLAY	7.1	5.2
AVERAGE PER GAME	482.5	347.9
KICK RETURNS: #-YARDS	54-1047	70-1794
PUNT RETURNS: #-YARDS	20-311	17-92
INT RETURNS: #-YARDS	11-98	15-187
KICK RETURN AVERAGE	19.4	25.6
PUNT RETURN AVERAGE	15.6	5.4

TEAM STATISTICS	AR	OPP				
INT RETURN AVERAGE	8.9	12.5				
FUMBLES-LOST	23-9	27-14				
PENALTIES-YARDS	103-831	92-678				
AVERAGE PER GAME	63.9	52.2				
PUNTS-YARDS	54-2255	72-3034				
AVERAGE PER PUNT	41.8	42.1				
NET PUNT AVERAGE	37.5	35.3				
TIME OF POSSESSION/GAME	30:22	29:38				
3RD-DOWN CONVERSIONS	68/165	62/185				
3RD-DOWN PCT	41%	34%				
4TH-DOWN CONVERSIONS	9/19	14/21				
4TH-DOWN PCT	47%	67%				
SACKS BY-YARDS	37-229	28-157				
MISC YARDS	0	0				
TOUCHDOWNS SCORED	60	37				
FIELD GOALS-ATTEMPTS	16-19	15-19				
ON-SIDE KICKS	0-0	0-2				
RED-ZONE SCORES	44-49 90%	33-39 85%				
RED-ZONE TOUCHDOWNS	34-49 69%	22-39 56%				
PAT-ATTEMPTS	56-58 97%	37-37 100%				
ATTENDANCE	413591	311739				
GAMES/AVG PER GAME	6/68932	4/77935				
NEUTRAL SITE GAMES		3/65069				
SCORE BY QUARTERS	1ST	2ND	3RD	4TH	OT	TOTAL
ARKANSAS	121	145	103	98	7	474
OPPONENTS	87	75	39	103	0	304

2010 REVIEW: Team Statistics

RAZORBACK

2010 REVIEW: Individual Statistics

RUSHING	GP-GS	Att	Gain	Loss	Net	Avg	TD	Long	Avg/G
Knile Davis	13-8	204	1362	40	1322	6.5	13	71	101.7
Broderick Green	13-2	104	389	24	365	3.5	3	23	28.1
Ronnie Wingo Jr.	13-5	41	260	7	253	6.2	1	32	19.5
Dennis Johnson	2-0	9	85	2	83	9.2	1	49	41.5
Joe Adams	12-4	6	32	0	32	5.3	0	12	2.7
Jarius Wright	13-13	1	9	0	9	9.0	0	9	0.7
Ronald Watkins	2-0	1	5	0	5	5.0	0	5	2.5
Brandon Mitchell	4-0	2	5	6	-1	-0.5	0	5	-0.2
Austin Tucker	13-0	1	0	6	-6	-6.0	0	0	-0.5
Dylan Breeding	13-0	1	5	12	-7	-7.0	0	0	-0.5
TEAM	8-0	3	0	22	-22	-7.3	0	0	-2.8
Tyler Wilson	6-0	4	0	24	-24	-0.6	0	0	-4.0
Ryan Mallett	13-13	44	59	133	-74	-1.7	4	14	-5.7
Total	13	421	2211	276	1935	4.6	22	71	148.8
Opponents	13	522	2528	414	2114	4.0	21	54	162.6

PASSING	GP-GS	Effic	Cmp-Att-Int	Pct	Yds	TD	Lng	Avg/G
Ryan Mallett	13-13	163.65	266-411-12	64.7	3869	32	89	297.6
Tyler Wilson	6-0	155.40	34-51-3	66.7	453	4	54	75.5
Brandon Mitchell	4-0	78.13	1-3-0	33.3	16	0	16	5.3
Total	13	162.19	301-465-15	64.7	4338	36	89	333.7
Opponents	13	120.66	187-340-11	55.0	2409	13	69	185.3

RECEIVING	GP-GS	No	Yds	Avg	TD	Long	Avg/G
D.J. Williams	13-13	54	627	11.6	4	46	48.2
Joe Adams	12-4	50	813	16.3	6	85	67.8
Greg Childs	8-7	46	659	14.3	6	54	82.4
Jarius Wright	13-13	42	788	18.8	5	89	60.6
Cobi Hamilton	13-5	32	630	19.7	6	85	48.5
Ronnie Wingo Jr.	13-5	27	274	10.1	4	43	21.1
Knile Davis	13-8	19	136	7.2	1	30	10.5
Chris Gragg	13-4	8	171	21.4	2	57	13.2
Broderick Green	13-2	6	42	7.0	0	13	3.2
Julian Horton	13-0	4	85	21.2	0	52	6.5
Ben Cleveland	13-3	4	24	6.0	1	7	1.8
Van Stumon	12-0	3	23	7.7	1	12	1.9
Javontee Herndon	12-0	2	32	16.0	0	16	2.7
De'Anthony Curtis	11-0	2	17	8.5	0	15	1.5
Austin Tucker	13-0	1	11	11.0	0	11	0.8
Lance Ray	9-0	1	6	6.0	0	6	0.7
Total	13	301	4338	14.4	36	89	333.7
Opponents	13	187	2409	12.9	13	69	185.3

PUNT RETURNS	No	Yds	Avg	TD	Long
Joe Adams	16	249	15.6	1	97
Jarius Wright	2	32	16.0	0	24
Colton Miles-Nash	1	20	20.0	0	20
Jerico Nelson	1	10	10.0	0	10
Total	20	311	15.6	1	97
Opponents	17	92	5.4	0	33

INTERCEPTIONS	No	Yds	Avg	TD	Long
Tramain Thomas	4	24	6.0	0	11
Rudell Crim	3	19	6.3	0	19
Jerico Nelson	1	39	39.0	1	39
Greg Gatson	1	3	3.0	0	3
Darius Winston	1	0	0.0	0	0
Andru Stewart	1	13	13.0	0	13
Total	11	98	8.9	1	39
Opponents	15	187	12.5	0	34

KICK RETURNS	No	Yds	Avg	TD	Long
Lance Ray	23	518	22.5	0	66
Cobi Hamilton	8	142	17.8	0	32
Maudrecus Humphrey	6	111	18.5	0	25
Joe Adams	4	63	15.8	0	21
Dennis Johnson	3	78	26.0	0	32
Ross Rasner	3	41	13.7	0	24
Broderick Green	3	53	17.7	0	20
Van Stumon	1	21	21.0	0	21
Ronnie Wingo Jr.	1	10	10.0	0	10
Austin Tate	1	6	6.0	0	6
Terrell Williams	1	4	4.0	0	4
Total	54	1047	19.4	0	66
Opponents	70	1794	25.6	1	100

FUMBLE RETURNS	No	Yds	Avg	TD	Long
Jerico Nelson	1	5	5.0	0	5
Total	1	5	5.0	0	5
Opponents	3	67	22.3	2	47

PUNTING	No	Yds	Avg	Long	TB	FC	I20	50+	Blkd
Dylan Breeding	52	2212	42.5	60	6	18	18	10	1
TEAM	1	0	0.0	0	0	0	0	0	0
Ryan Mallett	1	43	43.0	43	1	0	0	0	0
Total	54	2255	41.8	60	7	18	18	10	1
Opponents	72	3034	42.1	82	9	18	16	18	1

KICKOFFS	No	Yds	Avg	TB	OB	Retn	Net YdLn
Alex Tejada	86	5637	65.5	15	0		
Total	86	5637	65.5	15	0	25.6	41.2 28
Opponents	63	4042	64.2	7	2	19.4	45.3 24

FOOTBALL

TOTAL OFFENSE	G	Plays	Rush	Pass	Total	Avg/G
Ryan Mallett	13	455	-74	3869	3795	291.9
Knile Davis	13	204	1322	0	1322	101.7
Tyler Wilson	6	55	-24	453	429	71.5
Broderick Green	13	104	365	0	365	28.1
Ronnie Wingo Jr.	13	41	253	0	253	19.5
Dennis Johnson	2	9	83	0	83	41.5
Joe Adams	12	6	32	0	32	2.7
Brandon Mitchell	4	5	-1	16	15	3.8
Jarius Wright	13	1	9	0	9	0.7
Ronald Watkins	2	1	5	0	5	2.5
Austin Tucker	13	1	-6	0	-6	-0.5
Dylan Breeding	13	1	-7	0	-7	-0.5
TEAM	8	3	-22	0	-22	-2.8
Total	13	886	1935	4338	6273	482.5
Opponents	13	862	2114	2409	4523	347.9

FG SEQUENCE	ARKANSAS	OPPONENTS
Tennessee Tech	-	(27)
ULM	(26)	-
Georgia	(48)	(43)
Alabama	(31), (48)	(36)
Texas A&M	49, (39)	(38)
Auburn	-	(43), (26), (28)
Ole Miss	(46)	(22)
Vanderbilt	(26), (27)	-
South Carolina	(41), (51)	29, (29), (31)
UTEP	(37)	44
Mississippi State	(32), 39	(25)
LSU	41, (19)	43, (46), (20), (36)
Ohio State	(20), (46), (47)	50, (46)

Numbers in (parentheses) indicate field goal was made.

SCORING	TD	PATs					DXP	Saf	Points
		FGs	Kick	Rush	Rcv	Pass			
Zach Hocker	-	16-19	56-56	-	-	-	-	-	104
Knile Davis	14	-	-	-	-	-	-	-	84
Joe Adams	7	-	-	-	-	-	-	-	42
Greg Childs	6	-	-	-	1	-	-	-	38
Cobi Hamilton	6	-	-	-	-	-	-	-	36
Ronnie Wingo Jr.	5	-	-	-	-	-	-	-	30
Jarius Wright	5	-	-	-	-	-	-	-	30
Ryan Mallett	4	-	-	-	-	1-1	-	-	26
D.J. Williams	4	-	-	-	1	-	-	-	26
Broderick Green	3	-	-	-	-	-	-	-	18
Chris Gragg	2	-	-	-	-	-	-	-	12
Dennis Johnson	1	-	-	-	-	-	-	-	6
Van Stumon	1	-	-	-	-	-	-	-	6
Ben Cleveland	1	-	-	-	-	-	-	-	6
Jerico Nelson	1	-	-	-	-	-	-	-	6
TEAM	-	-	0-1	-	-	-	-	2	4
Jake Bequette	-	-	-	-	-	-	-	1	2
Alex Tejada	-	-	0-1	-	-	-	-	-	0
Tyler Wilson	-	-	-	-	-	1-1	-	-	0
Total	60	16-19	56-68	-	2	2-2	-	3	474
Opponents	37	15-19	37-37	-	-	-	-	-	304

FIELD GOALS	FGM-FGA	Pct	01-19	20-29	30-39	40-49	50+	Lg	Blk
Zach Hocker	16-19	84.2	1-1	4-4	4-5	6-8	1-1	51	0

ALL PURPOSE	G	Rush	Rec	PR	KOR	IR	Total	Avg/G	ALL PURPOSE	G	Rush	Rec	PR	KOR	IR	Total	Avg/G
Knile Davis	13	1322	136	0	0	0	1458	112.2	Ben Cleveland	13	0	24	0	0	0	24	1.8
Joe Adams	12	32	813	249	63	0	1157	96.4	Colton Miles-Nash	13	0	0	20	0	0	20	1.5
Jarius Wright	13	9	788	32	0	0	829	63.8	Rudell Crim	13	0	0	0	0	19	19	1.5
Cobi Hamilton	13	0	630	0	142	0	772	59.4	De'Anthony Curtis	11	0	17	0	0	0	17	1.5
Greg Childs	8	0	659	0	0	0	659	82.4	Andru Stewart	10	0	0	0	0	13	13	1.3
D.J. Williams	13	0	627	0	0	0	627	48.2	Austin Tate	12	0	0	0	6	0	6	0.5
Ronnie Wingo Jr.	13	253	274	0	10	0	537	41.3	Austin Tucker	13	-6	11	0	0	0	5	0.4
Lance Ray	9	0	6	0	518	0	524	58.2	Ronald Watkins	2	5	0	0	0	0	5	2.5
Broderick Green	13	365	42	0	53	0	460	35.4	Terrell Williams	13	0	0	0	4	0	4	0.3
Chris Gragg	13	0	171	0	0	0	171	13.2	Greg Gatson	11	0	0	0	0	3	3	0.3
Dennis Johnson	2	83	0	0	78	0	161	80.5	Brandon Mitchell	4	-1	0	0	0	0	-1	-0.2
Maudrecus Humphrey	13	0	0	0	111	0	111	8.5	Dylan Breeding	13	-7	0	0	0	0	-7	-0.5
Julian Horton	13	0	85	0	0	0	85	6.5	TEAM	8	-22	0	0	0	0	-22	-2.8
Jerico Nelson	13	0	0	10	0	39	49	3.8	Tyler Wilson	6	-24	0	0	0	0	-24	-4.0
Van Stumon	12	0	23	0	21	0	44	3.7	Ryan Mallett	13	-74	0	0	0	0	-74	-5.7
Ross Rasner	13	0	0	0	41	0	41	3.2	Total	13	1935	4338	311	1047	98	7729	594.5
Javontee Herndon	12	0	32	0	0	0	32	2.7	Opponents	13	2114	2409	92	1794	187	6596	507.4
Tramain Thomas	13	0	0	0	0	0	24	1.8									

2010 REVIEW: Individual Statistics

RAZORBACK

2010 REVIEW: Defensive Leaders

DEFENSIVE LEADERS	GP-GS	-----Tackles-----			TFL-Yds	Sacks-Yards	---Pass Def---			-Fumbles-		Blkd	
		Solo	Ast	Total			Int-Yds	BrUp	QBH	Rcv-Yds	FF	Kick	Saf
34 Jerry Franklin	13-13	48	52	100	13.0-60	6.5-45	.	2	5	.	1	.	.
31 Jerico Nelson	13-12	53	34	87	11.0-29	2.5-12	1-39	4	2	1-5	1	.	.
5 Tramain Thomas	13-13	48	35	83	5.0-10	0.5-3	4-24	5	.	1-0	4	1	.
1 Anthony Leon	13-12	35	30	65	12.5-42	2.5-18	.	3
4 Rudell Crim	13-12	32	21	53	1.5-3	.	3-19	2	1	1-0	.	.	.
25 Terrell Williams	13-1	22	20	42	4.5-25
9 Elton Ford	12-1	19	20	39	4.5-10	1.0-2	.	3	1	1-0	1	.	.
26 Ramon Broadway	9-9	23	15	38	0.5-2	.	.	6	1
92 DeQuinta Jones	12-8	15	23	38	0.5-1	.	.	1	2	.	2	.	.
43 Tenarius Wright	13-0	16	20	36	8.0-49	6.0-40	.	.	3	1-0	1	.	.
58 Damario Ambrose	13-13	12	21	33	6.5-29	3.5-21	.	1	4	.	1	.	.
91 Jake Bequette	13-13	15	17	32	8.5-40	7.0-36	.	3	5	1-0	1	.	1
6 Isaac Madison	13-10	19	11	30	.	.	.	5
35 Ross Rasner	13-0	15	13	28	6.0-25	2.0-12	.	.	.	1-0	.	.	.
51 Alfred Davis	13-7	13	11	24	2.0-5	1.0-4
54 Byran Jones	10-5	9	14	23	1.0-1
21 Darius Winston	12-6	16	7	23	.	.	1-0	1	.	2-0	.	.	.
99 Lavunce Askew	13-5	10	12	22	3.5-19	1.0-11
28 Greg Gatson	11-1	14	4	18	.	.	1-3	2	.	.	1	.	.
46 Freddy Burton	13-1	9	7	16	2-0	.	.	.
14 Eric Bennett	12-0	12	3	15	1.0-1	.	.	1	.	1-0	.	.	.
90 Colton Miles-Nash	13-0	7	7	14	1.5-5	0.5-4	1	.
36 Andru Stewart	10-0	10	4	14	1.0-5	1.0-5	1-13	.	.	.	1	.	.
53 Jermaine Love	11-0	7	6	13	1.0-12	1.0-12	.	1
61 Zach Stadther	8-1	2	10	12	2.0-5	1.0-4	.	1
2 Alex Tejada	13-0	5	4	9
95 Patrick Jones	9-0	2	6	8	1	.	1	.	.
38 Jerry Mitchell	7-0	6	2	8
19 Javontee Herndon	12-0	3	4	7
23 De'Anthony Curtis	11-0	5	1	6
47 Matt Marshall	11-0	1	4	5
32 Bret Harris	5-0	1	3	4
39 Jarrett Lake	7-0	1	3	4
42 Chris Smith	6-0	1	2	3	.	.	.	1
22 Darrell Smith	8-0	2	1	3
4 Jarius Wright	13-13	1	2	3
71 Wade Grayson	13-13	2	.	2
94 Will Coleman	7-0	2	.	2
67 Alvin Bailey	13-13	1	1	2
41 Ryan Powers	3-0	1	1	2
50 Stephen Barnett	3-0	.	1	1
85 Greg Childs	8-7	1	.	1
96 Jeremiah Jackson	4-0	1	.	1
65 DeMarcus Love	13-13	1	.	1
30 Ronald Watkins	2-0	.	1	1
3 Joe Adams	12-4	.	1	1
73 Ray Dominguez	13-13	1	.	1
14 Dylan Breeding	13-0	.	1	1
15 Ryan Mallett	13-13	1	.	1
83 Maudrecus Humphrey	13-0	1	.	1	1-0	.	.	.
80 Chris Gragg	13-4	1	.	1
45 D.J. Williams	13-13	1	.	1
82 Lance Ray	9-0	1	.	1
TM TEAM	8-0	1-0	.	.	2
Total	13-0	524	455	979	95-378	37-229	11-98	41	26	14-5	15	2	3
Opponents	13-0	493	469	962	70-284	28-157	15-187	42	26	9-67	16	2	.

FOOTBALL

ARKANSAS TEAM STATISTICS

Date	Opponent	RUSHING				RECEIVING				PASSING				KICK RET				PUNT RET				Tot Off		
		No	Yds	TD	Lg	No	Yds	TD	Lg	Cmp	Att	Int	Yds	TD	Lg	No	Yds	TD	Lg	No	Yds		TD	Lg
9/4	TENNESSEE TECH	28	196	3	49	23	323	3	85	23	30	2	323	3	85	2	50	0	32	1	7	0	7	519
9/11	vs. ULM	31	99	1	15	28	400	3	47	28	43	1	400	3	47	2	34	0	28	5	82	0	19	499
9/18	at Georgia	23	53	1	13	21	380	3	57	21	33	0	380	3	57	4	61	0	18	1	1	0	1	433
9/25	ALABAMA	20	64	1	14	25	357	1	43	25	38	3	357	1	43	4	86	0	25	0	0	0	0	421
10/9	vs. Texas A&M	36	132	0	45	27	310	3	71	27	38	1	310	3	71	3	47	0	21	1	1	0	1	442
10/16	at Auburn	28	138	1	25	35	428	5	54	35	49	2	428	5	54	10	179	0	32	0	0	0	0	566
10/23	OLE MISS	27	197	3	71	16	267	1	46	16	29	1	267	1	46	3	66	0	27	4	144	1	97	464
10/30	VANDERBILT	36	138	2	32	28	417	3	52	28	48	0	417	3	52	4	126	0	66	1	8	0	8	555
11/6	at South Carolina	38	140	4	21	21	303	1	57	21	30	1	303	1	57	4	51	0	24	0	0	0	0	443
11/13	UTEP	41	326	3	70	23	251	5	32	23	31	0	251	5	32	4	88	0	27	3	50	0	26	577
11/20	at Miss. State	35	183	2	62	17	305	3	89	17	26	1	305	3	89	5	112	0	28	0	0	0	0	488
11/27	LSU	47	144	1	14	13	320	3	85	13	23	2	320	3	85	5	80	0	22	1	0	0	0	464
1/4	vs. Ohio State	31	125	0	25	24	277	2	24	24	4	1	277	2	24	4	67	0	24	3	18	0	0	402
Total		421	1935	22	71	301	4338	36	89	301	465	15	4338	36	89	54	1047	0	66	20	311	1	97	6273
Opponents		522	2114	21	54	187	2409	13	69	187	340	11	2409	13	69	70	1794	1	100	17	92	0	33	4523

Games played: 13
 Avg per rush: 4.6
 Avg per catch: 14.4
 Pass efficiency: 162.19
 Kick ret avg: 19.4
 Punt ret avg: 15.6
 All purpose avg/game: 694.5
 Total offense avg/gm: 482.5

Date	Opponent	TACKLES				SACKS		FUMBLE		PASS DEFENSE			Blkd Kick	XPTS			Saf	Pts
		Solo	Ast	Total	TFL-Yds	No-Yds	FF	FR-Yds	Int-Yds	QBH	Brk	Att		Mad	Run	Recv		
9/4	TENNESSEE TECH	53	23	76	10.0-43	3.0-21	1	0-0	0-0	2	2	0	6-6	0	0	1	44	
9/11	vs. ULM	26	46	72	9.0-30	3.0-17	1	1-0	1-0	3	3	0	4-4	0	0	0	31	
9/18	at Georgia	38	38	76	7.0-40	6.0-37	1	0-0	1-0	0	4	0	4-4	0	0	0	31	
9/25	ALABAMA	59	30	89	5.0-28	3.0-23	1	0-0	2-13	0	1	0	2-2	0	0	0	20	
10/9	vs. Texas A&M	24	50	74	7.0-25	2.0-12	1	3-0	1-2	0	8	0	3-3	0	0	0	24	
10/16	at Auburn	44	42	86	6.0-19	2.0-13	0	0-0	0-0	2	0	0	5-5	0	1	0	43	
10/23	OLE MISS	39	44	83	11.0-22	1.0-2	1	2-5	0-0	3	5	0	5-5	0	0	0	38	
10/30	VANDERBILT	25	30	55	8.0-52	4.0-40	2	0-0	2-58	4	2	0	5-6	0	0	1	49	
11/6	at South Carolina	43	14	57	4.0-16	2.0-14	1	1-0	2-14	3	5	0	5-5	0	0	0	41	
11/13	UTEP	27	40	67	4.0-17	2.0-14	0	1-0	2-11	2	2	1	7-8	0	0	0	58	
11/20	at Miss. State	58	64	122	12.0-37	5.0-20	3	3-0	0-0	1	2	0	5-5	0	0	0	38	
11/27	LSU	39	32	71	7.0-40	4.0-16	1	3-0	0-0	5	2	0	4-4	0	0	0	31	
1/4	vs. Ohio State	49	20	69	5.0-9	0.0-0	2	0-0	0-0	1	5	1	1-1	0	1	1	26	
Total		524	455	979	95.0-378	37.0-229	15	14-5	11-98	26	41	2	56-58	0	2	3	474	
Opponents		493	469	962	70.0-284	28.0-157	16	9-67	15-187	26	42	2	37-37	0	0	0	304	

Date	Opponent	PUNTING							FIELD GOALS			KICKOFFS						
		No	Yds	Avg	Long	Blkd	TB	FC	50+	I20	Att	Made	Lg	Blkd	No	Yds	Avg	TB
9/4	TENNESSEE TECH	0	0	0.0	0	0	0	0	0	0	0-0	0	0	7	490	70.0	4	0
9/11	vs. ULM	3	137	45.7	59	0	2	0	1	1	1-1	26	0	6	396	66.0	1	0
9/18	at Georgia	7	327	46.7	57	0	2	1	2	1	1-1	48	0	6	388	64.7	1	0
9/25	ALABAMA	3	116	38.7	46	0	0	1	0	1	2-2	48	0	5	307	61.4	0	0
10/9	vs. Texas A&M	8	343	42.9	60	0	2	3	2	4	1-2	39	0	5	327	65.4	1	0
10/16	at Auburn	3	93	31.0	52	1	0	0	1	0	0-0	0	0	7	477	68.1	2	0
10/23	OLE MISS	7	292	41.7	54	0	1	3	2	2	1-1	46	0	7	478	68.3	4	0
10/30	VANDERBILT	4	153	38.2	45	0	0	2	0	2	2-2	27	0	9	550	61.1	1	0
11/6	at South Carolina	2	81	40.5	41	0	0	1	0	1	2-2	51	0	8	525	65.6	1	0
11/13	UTEP	1	44	44.0	44	0	0	0	0	0	1-1	37	0	10	650	65.0	0	0
11/20	at Miss. State	3	118	39.3	44	0	0	2	0	1	1-2	32	0	6	395	65.8	0	0
11/27	LSU	6	245	40.8	49	0	0	4	0	1	1-2	19	0	5	323	64.6	0	0
1/4	vs. Ohio State	7	306	43.7	54	0	0	1	2	4	3-3	47	0	5	331	66.2	0	0
Total		54	2255	41.8	60	1	7	18	10	18	16-19	51	0	86	5637	65.5	15	0
Opponents		72	3034	42.1	82	1	9	18	18	16	15-19	46	1	63	4042	64.2	7	2

2010 REVIEW: Team Statistics

RAZORBACK

OPPONENT STATISTICS

Date	Opponent	RUSHING				RECEIVING				PASSING				KICK RET				PUNT RET				Tot Off	
		No	Yds	TD	Lg	No	Yds	TD	Lg	Cmp	Att	Int	Yds	TD	Lg	No	Yds	TD	Lg	No	Yds		TD
9/4	TENNESSEE TECH	43	79	0	15	7	108	0	39	7-14-0	108	0	39	3	36	0	24	0	0	0	0	0	187
9/11	vs. ULM	37	116	0	17	8	72	1	25	8-19-1	72	1	25	5	113	0	26	0	0	0	0	188	
9/18	at Georgia	41	139	2	18	15	253	1	47	15-27-1	253	1	47	5	100	0	33	2	25	0	25	392	
9/25	ALABAMA	40	227	2	54	18	194	1	20	18-26-2	194	1	20	5	123	0	39	1	0	0	0	421	
10/9	vs. Texas A&M	33	112	1	14	15	212	1	69	15-41-1	212	1	69	4	106	0	36	3	1	0	1	324	
10/16	at Auburn	49	330	6	40	10	140	1	28	10-15-0	140	1	28	5	221	0	99	2	2	0	0	470	
10/23	OLE MISS	42	185	0	46	21	327	3	43	21-36-0	327	3	43	3	67	0	28	3	58	0	33	512	
10/30	VANDERBILT	31	117	1	51	6	36	1	12	6-17-2	36	1	12	7	189	0	46	1	1	0	1	153	
11/6	at South Carolina	27	105	0	19	18	190	1	29	18-33-2	190	1	29	7	145	0	37	0	0	0	0	295	
11/13	UTEP	25	117	1	51	18	238	1	60	18-28-2	238	1	60	10	271	1	100	1	0	0	0	355	
11/20	at Miss. State	70	262	4	23	20	224	0	29	20-30-0	224	0	29	6	123	0	24	0	0	0	0	486	
11/27	LSU	39	100	2	20	17	194	0	32	17-29-0	194	0	32	5	187	0	55	2	0	0	0	294	
1/4	vs. Ohio State	45	225	2	34	14	221	2	43	14-25-0	221	2	43	5	113	0	33	2	5	0	5	446	
Total		522	2114	21	54	187	2409	13	69	187-340-11	2409	13	69	70	1794	1	100	17	92	0	33	4523	
Arkansas		421	1935	22	71	301	4338	36	89	301-465-15	4338	36	89	54	1047	0	66	20	311	1	97	6273	

Games played: 13

Avg per rush: 4.0

Avg per catch: 12.9

Pass efficiency: 120.66

Kick ret avg: 25.6

Punt ret avg: 5.4

All purpose avg/game: 507.4

Total offense avg/gm: 347.9

Date	Opponent	TACKLES				SACKS		FUMBLES		PASS DEFENSE			Blkd Kick	XPTS			Saf	Pts	
		Solo	Ast	Total	TFL-Yds	No-Yds	FF	FR-Yds	Int-Yds	QBH	Brk	Att		Mad	Run	Rcv			
9/4	TENNESSEE TECH	46	18	64	4.0-15	1.0-3	3	1-0	2-17	0	1	0	0-0	0	0	0	0	0	3
9/11	vs. ULM	34	52	86	6.0-20	2.0-7	3	2-0	1-20	2	5	0	1-1	0	0	0	0	7	
9/18	at Georgia	22	44	66	7.0-20	1.0-4	0	0-0	0-0	0	2	0	3-3	0	0	0	0	24	
9/25	ALABAMA	46	17	63	3.0-13	2.0-8	1	0-0	3-33	0	3	0	3-3	0	0	0	0	24	
10/9	vs. Texas A&M	35	44	79	6.0-31	3.0-22	0	1-0	1-34	0	3	0	2-2	0	0	0	0	17	
10/16	at Auburn	49	30	79	3.0-12	2.0-10	1	1-47	2-33	7	2	1	8-8	0	0	0	0	65	
10/23	OLE MISS	30	30	60	5.0-17	2.0-7	1	1-19	1-6	1	1	0	3-3	0	0	0	0	24	
10/30	VANDERBILT	41	48	89	8.0-23	2.0-11	0	0-0	0-0	1	9	0	2-2	0	0	0	0	14	
11/6	at South Carolina	49	20	69	3.0-22	2.0-20	1	1-1	1-13	3	2	0	2-2	0	0	0	0	20	
11/13	UTEP	33	54	87	2.0-8	1.0-7	0	0-0	0-0	3	4	1	3-3	0	0	0	0	21	
11/20	at Miss. State	32	40	72	3.0-13	2.0-11	2	2-0	1-0	2	2	0	4-4	0	0	0	0	31	
11/27	LSU	29	52	81	11.0-53	4.0-19	1	0-0	2-31	2	2	0	2-2	0	0	0	0	23	
1/4	vs. Ohio State	47	20	67	9.0-37	4.0-28	3	0-0	1-0	5	6	0	4-4	0	0	0	0	31	
Total		493	469	962	70.0-284	28.0-157	16	9-67	15-187	26	42	2	37-37	0	0	0	0	304	
Arkansas		524	455	979	95.0-378	37.0-229	15	14-5	11-98	26	41	2	56-58	0	2	3	474		

Date	Opponent	PUNTING							FIELD GOALS			KICKOFFS						
		No	Yds	Avg	Long	Blkd	TB	FC	50+	I20	Att-Made	Lg	Blkd	No	Yds	Avg	TB	OB
9/4	TENNESSEE TECH	8	264	33.0	64	0	1	0	1	1	1-1	27	0	3	16-0	53.3	0	1
9/11	vs. ULM	9	374	41.6	60	0	0	2	2	1	0-0	0	0	2	1-3	51.5	0	0
9/18	at Georgia	5	219	43.8	57	0	1	2	2	1	1-1	43	0	5	316	63.2	1	0
9/25	ALABAMA	3	137	45.7	59	0	1	0	1	2	1-1	36	0	5	334	66.8	1	0
10/9	vs. Texas A&M	9	348	38.7	52	0	1	5	1	1	1-1	38	0	4	247	61.8	1	0
10/16	at Auburn	2	79	39.5	40	0	0	1	0	0	3-3	43	0	11	746	67.8	1	0
10/23	OLE MISS	7	356	50.9	66	0	2	0	3	0	1-1	22	0	5	333	66.6	1	1
10/30	VANDERBILT	7	335	47.9	61	0	0	2	3	3	0-0	0	0	4	264	66.0	0	0
11/6	at South Carolina	3	126	42.0	47	0	0	2	0	0	2-3	31	0	4	252	63.0	0	0
11/13	UTEP	4	164	41.0	64	0	0	0	1	1	0-1	0	1	4	254	63.5	0	0
11/20	at Miss. State	4	171	42.8	50	0	1	2	1	1	1-1	25	0	5	331	66.2	0	0
11/27	LSU	6	305	50.8	82	0	2	1	3	3	3-4	46	0	5	314	62.8	0	0
1/4	vs. Ohio State	5	156	31.2	48	1	0	1	0	2	1-2	46	0	6	388	64.7	2	0
Total		72	3034	42.1	82	1	9	18	18	16	15-19	46	1	63	4042	64.2	7	2
Arkansas		54	2255	41.8	60	1	7	18	10	18	16-19	51	0	86	5637	65.5	15	0

2010 REVIEW: Opponent Statistics

FOOTBALL

2010 FINAL ARKANSAS RAZORBACK DEPTH CHART

OFFENSE

WR	3 Joe Adams (Jr., 5-11, 190) 2 Julian Horton (Fr., 6-1, 194) 23 De'Anthony Curtis (Jr., 5-9, 215)
WR	11 Cobi Hamilton (So., 6-3, 209) 19 Javontee Herndon (Fr., 6-1, 185)
WR	4 Jarius Wright (Jr., 5-10, 180) 82 Lance Ray (Fr., 6-3, 207) 83 Maudrecus Humphrey (Fr., 6-3, 185)
TE	45 D.J. Williams (Sr., 6-2, 251) 86 Ben Cleveland (Sr., 6-4, 256) 80 Chris Gragg (So., 6-3, 236)
RT	73 Ray Dominguez (Sr., 6-4, 329) 79 Grant Freeman (Jr., 6-7, 305) 78 Anthony Oden (So., 6-8, 328)
RG	67 Alvin Bailey (Fr., 6-5, 323) 70 Zhamal Thomas (Sr., 6-5, 343) 75 Luke Charpentier (Fr., 6-4, 315)
C	64 Travis Swanson (Fr., 6-5, 305) 60 Seth Oxner (Jr., 6-4, 315) 68 Clay Bemberg (Sr., 6-2, 295)
LG	71 Wade Grayson (Sr., 6-4, 302) OR 72 Grant Cook (Jr., 6-4, 322) 63 Colby Berna (Fr., 6-5, 293)
LT	65 DeMarcus Love (Sr., 6-5, 315) 79 Grant Freeman (Jr., 6-7, 305) 76 Tyler Deacon (So., 6-2, 295)
QB	15 Ryan Mallett (Jr., 6-6, 238) 8 Tyler Wilson (So., 6-3, 215) 17 Brandon Mitchell (Fr., 6-4, 230) 16 Brian Buehner (Fr., 5-11, 172)
RB	7 Knile Davis (So., 6-0, 220) OR 29 Broderick Green (Jr., 6-2, 248) OR 20 Ronnie Wingo Jr. (So., 6-3, 227)
FB	44 Van Stumon (Sr., 6-1, 266) 87 Austin Tate (Fr., 6-6, 246)

DEFENSE

DE	91 Jake Bequette (Jr., 6-5, 271) 90 Colton Miles-Nash (So., 6-6, 261) 97 Ryan Calender (Fr., 6-7, 241)
NG	54 Byran Jones (Fr., 6-2, 310) 51 Alfred Davis (So., 6-1, 326) 61 Zach Stadther (Jr., 6-1, 295)
DT	99 Lavunce Askew (Jr., 6-3, 290) 92 DeQuinta Jones (So., 6-5, 307) 95 Patrick Jones (Sr., 6-1, 309)
DE	58 Damario Ambrose (Sr., 6-5, 270) 43 Tenarius Wright (So., 6-1, 250) 42 Chris Smith (Fr., 6-3, 230)
OLB	1 Anthony Leon (Sr., 6-4, 227) 25 Terrell Williams (So., 6-3, 237) 32 Bret Harris (Jr., 6-0, 228)
MLB	34 Jerry Franklin (Jr., 6-1, 241) 53 Jermaine Love (Sr., 5-11, 240) 46 Freddy Burton (Sr., 6-2, 238)
OLB	31 Jerico Nelson (Jr., 5-10, 214) 35 Ross Rasner (So., 6-0, 205) 47 Matt Marshall (So., 6-1, 230)
CB	21 Darius Winston (So., 6-0, 185) 14 Eric Bennett (Fr., 5-11, 180) 38 Jerry Mitchell (Fr., 6-1, 214)
S	4 Rudell Crim (Sr., 6-0, 209) 9 Elton Ford (Jr., 6-0, 220) 22 Darrell Smith (Fr., 6-3, 190)
S	5 Tramain Thomas (Jr., 6-0, 198) 36 Andru Stewart (Sr., 6-0, 200) 24 Daunte Carr (Fr., 6-2, 195)
CB	6 Isaac Madison (Jr., 5-11, 185) 28 Greg Gatson (Jr., 5-10, 175)

SPECIAL TEAMS

KO	2 Alex Tejada (Sr., 6-0, 205)	P	14 Dylan Breeding (So., 6-1, 211) 18 Zach Hocker (Fr., 6-0, 170)
K	18 Zach Hocker (Fr., 6-0, 170) 2 Alex Tejada (Sr., 6-0, 205) 40 Eduardo Camara (Fr., 5-8, 160)	KOR	83 Maudrecus Humphrey (Fr., 6-3, 185) 11 Cobi Hamilton (So., 6-3, 209)
LS	59 Rhett Richardson (Sr., 6-0, 214) 94 Will Coleman (So., 6-2, 247) 62 Nick Brewer (So., 6-1, 221)	PR	3 Joe Adams (Jr., 5-11, 190) 11 Cobi Hamilton (So., 6-3, 209) 4 Jarius Wright (Jr., 5-10, 180)
H	89 Austin Tucker (Jr., 6-1, 195) 14 Dylan Breeding (So., 6-1, 211)		

Bold denotes returning players in 2011

2010 REVIEW: Final 2010 Depth Chart

RAZORBACK

GAME BY GAME STARTERS

OFFENSE

Game	OT	OG	C	OG	OT	QB	RB	TE	TE/WR/RB	WR	WR
Tennessee Tech	Love	Grayson	Swanson	Bailey	Dominguez	Mallett	K. Davis	Williams	Gragg	J. Wright	Childs
ULM	Love	Grayson	Swanson	Bailey	Dominguez	Mallett	Green	Williams	Adams	J. Wright	Childs
Georgia	Love	Grayson	Swanson	Bailey	Dominguez	Mallett	K. Davis	Williams	Wingo Jr.	J. Wright	Childs
Alabama	Love	Grayson	Swanson	Bailey	Dominguez	Mallett	Green	Williams	Adams	J. Wright	Childs
Texas A&M	Love	Grayson	Swanson	Bailey	Dominguez	Mallett	Wingo Jr.	Williams	Cleveland	J. Wright	Childs
Auburn	Love	Grayson	Swanson	Bailey	Dominguez	Mallett	Wingo Jr.	Williams	Adams	J. Wright	Childs
Ole Miss	Love	Grayson	Swanson	Bailey	Dominguez	Mallett	Wingo Jr.	Williams	Gragg	J. Wright	Childs
Vanderbilt	Love	Grayson	Swanson	Bailey	Dominguez	Mallett	K. Davis	Williams	Tate	J. Wright	Hamilton
South Carolina	Love	Grayson	Swanson	Bailey	Dominguez	Mallett	K. Davis	Williams	Gragg	J. Wright	Hamilton
UTEP	Love	Grayson	Swanson	Bailey	Dominguez	Mallett	K. Davis	Williams	Wingo Jr.	J. Wright	Hamilton
Miss. State	Love	Grayson	Swanson	Bailey	Dominguez	Mallett	K. Davis	Williams	Cleveland	J. Wright	Hamilton
LSU	Love	Grayson	Swanson	Bailey	Dominguez	Mallett	K. Davis	Williams	Gragg	J. Wright	Hamilton
Ohio State	Love	Grayson	Swanson	Bailey	Dominguez	Mallett	K. Davis	Williams	Cleveland	J. Wright	Adams

DEFENSE

Game	DE	DT	NG	DE	OLB	MLB	OLB	CB	S	S	CB
Tennessee Tech	Ambrose	D. Jones	A. Davis	Bequette	Leon	Franklin	Nelson	Broadway	Crim	Thomas	Madison
ULM	Ambrose	D. Jones	A. Davis	Bequette	Leon	Franklin	Nelson	Broadway	Crim	Thomas	Madison
Georgia	Ambrose	D. Jones	A. Davis	Bequette	Leon	Franklin	Nelson	Broadway	Crim	Thomas	Madison
Alabama	Ambrose	D. Jones	A. Davis	Bequette	Leon	Franklin	Nelson	Broadway	Crim	Thomas	Madison
Texas A&M	Ambrose	D. Jones	B. Jones	Bequette	Leon	Franklin	Nelson	Broadway	Crim	Thomas	Winston
Auburn	Ambrose	D. Jones	B. Jones	Bequette	Leon	Franklin	Nelson	Broadway	Crim	Thomas	Winston
Ole Miss	Ambrose	D. Jones	B. Jones	Bequette	Leon	Franklin	Nelson	Broadway	Crim	Thomas	Winston
Vanderbilt	Ambrose	Askew	B. Jones	Bequette	Leon	Franklin	Nelson	Broadway	Crim	Thomas	Madison
South Carolina	Ambrose	Askew	A. Davis	Bequette	Leon	Franklin	Nelson	Broadway	Crim	Thomas	Madison
UTEP	Ambrose	Askew	A. Davis	Bequette	Leon	Franklin	Nelson	Gatson	Crim	Thomas	Madison
Miss. State	Ambrose	Askew	A. Davis	Bequette	Leon	Franklin	Nelson	Winston	Crim	Thomas	Madison
LSU	Ambrose	Askew	B. Jones	Bequette	T. Williams	Franklin	Nelson	Winston	Ford	Thomas	Madison
Ohio State	Ambrose	D. Jones	Stadther	Bequette	Leon	Franklin	Burton	Winston	Crim	Thomas	Madison

OFFENSIVE TOUCHDOWN BREAKDOWN

YARDS	No. of TD	No. of TD Drives	Poss. Time	TD Drives	Plays	TD Drives
1-10	23	0	0:01-0:30	4	1	3
11-20	10	2	0:31-1:00	6	2	3
21-30	8	3	1:01-1:30	8	3	10
31-40	7	3	1:31-2:00	8	4	4
41-50	1	1	2:01-3:00	10	5	10
51-60	1	10	3:01-4:00	6	6	2
61-70	2	9	4:01-5:00	11	7	8
71-80	3	23	5:01-6:00	3	8	5
81-90	3	6	6:01-7:00	0	9	5
91-99	0	1	7:01 +	1	10	3
			OT:	1	11+	5

Total Offensive TD: 58

Shortest TD Drive Time: 0:06 (vs. LSU)

Longest TD Drive Time: 8:03 (vs. UTEP)

Most Yards on a TD Drive: 94 (vs. Tennessee Tech)

Fewest Plays on a TD Drive: 1 (vs. LSU; at Mississippi State; vs. UTEP)

Most Plays on a TD Drive: 14 (vs. UTEP)

SPECIAL TEAMS TACKLES

PLAYER	UA	A	TOTAL
Terrell Williams	5	10	15
Elton Ford	4	6	10
Ross Rasner	4	5	9
Alex Tejada	5	4	9
Javontee Herndon	3	4	7
Jerry Mitchell	5	2	7
Freddy Burton	3	2	5
De'Anthony Curtis	4	1	5
Ramon Broadway	2	2	4
Matt Marshall	1	3	4
Andru Stewart	1	3	4
Tenarius Wright	4	0	4
Colton Miles-Nash	2	1	3
Jerico Nelson	2	1	3
Darrell Smith	2	1	3
Eric Bennett	0	2	2
Will Coleman	2	0	2
Rudell Crim	1	1	2
Jarrett Lake	0	2	2
Ryan Powers	1	1	2
Dylan Breeding	0	1	1
Wade Grayson	1	0	1
Maudrecus Humphrey	1	0	1
Lance Ray	0	1	1
Ronald Watkins	0	1	1

FOOTBALL

CAREER STATISTICS OF DEPARTING 2010 PLAYERS

Damario Ambrose

DE || 6-5 || 270 || SR-4L
Mobile, Ala. || Davidson HS

YEAR	G/GS	UA-A	TOT	TFL-YDS	SACKS-YDS	QBH	PD	FF-FR
2007	11/0	6-7	13	3.0-15	0.5-11	3	0	0-0
2008	11/3	17-12	29	3.0-13	2.0-10	3	2	0-0
2009	13/5	9-4	13	0.5-1	0.0-0	0	0	0-0
2010	13/13	12-21	33	6.5-29	3.5-21	4	1	1-0
TOTAL	48/21	44-44	88	13.0-58	6.0-42	10	3	1-0

Damario Ambrose appeared in 48 games with 21 starts, including all 13 games of his senior season. He helped UA's defense rank second in the SEC and ninth in the NCAA in sacks per game and second in the conference and 13th in the nation in tackles for loss per game in 2010.



Clay Bemberg

C || 6-2 || 295 || Sr-1L
Little Rock, Ark. || Central HS

YEAR	G/GS
2006	Redshirt
2007	0/0
2008	0/0
2009	3/0
2010	1/0
TOTAL	4/0

Ramon Broadway

CB || 5-9 || 191 || Sr-4L
Shreveport, La. || Evangel Christian Academy

YEAR	G/GS	UA-A	TOT	TFL-YDS	INT-YDS	PBU	FF-FR
2006				Redshirt			
2007	13/0	10-9	19	0.0-0	0-0	1	0-1
2008	12/6	37-16	53	5.5-17	2-26	10	1-0
2009	11/5	31-24	55	2.0-3	0-0	4	1-3
2010	9/9	23-15	38	0.5-2	0-0	6	0-0
TOTAL	45/20	101-64	165	8.0-22	2-26	21	2-4



Ramon Broadway appeared in 45 career games and made 20 starts. He served as a team captain in 2010 and led Arkansas in pass breakups, becoming the first Razorback in school history to lead the team in PBUs in three different seasons.

Freddy Burton

LB || 6-2 || 231 || SR-4L
Morrilton, Ark. || Morrilton HS

YEAR	G/GS	UA-A	TOT	TFL-YDS	SACKS-YDS	QBH	PBU	FF-FR	INT-YDS
2007	12/0	12-11	23	0.5-6	0.0-0	0	0	0-0	0-0
2008	10/6	46-20	66	2.5-11	0.0-0	0	0	0-0	0-0
2009	13/7	35-19	54	4.5-26	2.0-23	1	1	1-1	1-50
2010	13/1	9-7	16	0.0-0	0.0-0	0	0	0-2	0-0
TOTAL	48/14	102-57	159	7.5-43	2.0-23	1	1	1-3	1-50

Dustin Cain

S || 6-0 || 190 || SR-1L
Coppell, Texas || Kansas Wesleyan/Coppell HS

YEAR	G/GS	UA/A	TOT	TFL-YDS	PBU	FF-FR	QBH	INT-YDS
2009	1/0	0-1	1	0.0-0	0	0-0	0	0-0
2010	3/0	0-0	0	0.0-0	0	0-0	0	0-0
TOTAL	4/0	0-1	1	0.0-0	0	0-0	0	0-0

Ben Cleveland

TE || 6-4 || 256 || SR-4L
Springdale, Ark. || Springdale HS

YEAR	G/GS	REC.	YDS	TD	LG
2006	14/1	12	103	2	22
2007					Medical Redshirt
2008	9/0	1	1	1	1
2009	13/1	3	33	0	13
2010	13/3	4	24	1	7
TOTAL	49/5	20	161	4	22

Rudell Crim

S || 6-0 || 209 || SR-2L
Tallahassee, Fla. || Butler County (Kan.) CC/Rickards HS

YEAR	G/GS	UA-A	TOT	TFL-YDS	INT-YDS	PBU	FF-FR	QBH
2009	13/13	25-18	43	2.0-3	0	4	0-0	0
2010	13/12	32-21	53	1.5-3	3-19	2	0-1	1
TOTAL	26/25	57-39	96	3.5-6	3-19	6	0-1	1

Ray Dominguez

OT || 6-4 || 329 || SR-4L
Bainbridge, Ga. || Bainbridge HS

YEAR	G/GS
2006	Redshirt
2007	6/0
2008	10/10
2009	12/10
2010	13/13
TOTAL	41/33

Wade Grayson

OG || 6-4 || 302 || SR-4L
Harrison, Ark. || Harrison HS

YEAR	G/GS
2007	5/1
2008	12/12
2009	12/10
2010	13/13
TOTAL	42/36

Patrick Jones

DT || 6-1 || 309 || Sr-4L
Hampton, Ga. || Lovejoy HS

YEAR	G/GS	UA-A	TOT	TFL-YDS	SACKS-YDS	QBH	FF-FR
2007	7/0	6-5	11	0.5-1	0.0-0	0	0-0
2008	7/0	3-5	8	0.0-0	0.0-0	0	0-0
2009	10/0	4-4	8	2.0-5	0.5-3	1	0-0
2010	9/0	2-6	8	0.0-0	0.0-0	1	1-0
TOTAL	33/0	15-20	35	2.5-6	0.5-3	2	1-0

Anthony Leon

LB || 6-4 || 227 || SR-2L
Miami, Fla. || College of the Sequoias/Gulliver Preparatory School

YEAR	G/GS	UA-A	TOTAL	TFL-YDS	SACKS-YDS	PBU
2009	13/2	11-9	20	1.0-5	0.0-0	1
2010	13/12	35-30	65	12.5-42	2.5-18	3
TOTAL	26/14	46-39	85	13.5-47	2.5-18	4

2010 REVIEW: Departing Player Statistics

RAZORBACK

CAREER STATISTICS OF DEPARTING 2010 PLAYERS



DeMarcus Love served as a team captain his final two seasons. He made 37 starts, including 30 in a row to end his career, while appearing in 45 games. Love was a first-team All-SEC selection in 2010 after Arkansas produced the first season in school history with a 3,000-yard passer and a 1,000-yard rusher.

DeMarcus Love

OT || 6-5 || 315 || SR-4L
Lancaster, Texas || Carter HS

YEAR	G/GS
2006	Redshirt
2007	8/3
2008	11/8
2009	13/13
2010	13/13
TOTAL	45/37

Jermaine Love

LB || 5-11 || 240 || SR-4L
Garland, Texas || North Garland HS

YEAR	G/GS	UA-A	TOTAL	TFL-YDS	SACKS-YDS	QBH
2007	7/0	0-4	4	0.0-0	0.0-0	0
2008	11/0	0-4	4	0.0-0	0.0-0	0
2009	3/0	1-1	2	0.0-0	0.0-0	0
2010	11/0	7-6	13	1.0-12	1.0-12	1
TOTAL	32/0	8-15	23	1.0-12	1.0-12	1

Ryan Mallett

QB || 6-6 || 238 || JR-2L
Texarkana, Ark. || Michigan/Texas HS

YEAR	G/GS	ATT-CMP-INT	YDS	TD	LG	PCT	AVG/C	AVG/G
2007*	11/3	141-61-5	892	7	97	43.3	14.6	81.1
2008								
2009	13/13	403-225-7	3,624	30	83	55.8	16.1	278.8
2010	13/13	411-266-12	3,869	32	89	64.7	14.5	297.6
TOTAL	37/29	955-552-24	8,385	69	97	57.8	15.2	226.6

* - STATS FROM MICHIGAN

Ryan Powers

LB || 6-1 || 223 || SR-4L
Athens, Ala. || Tanner HS

YEAR	G/GS	UA-A	TOTAL	TFL-YDS	QBH
2006					
2007	12/2	9-10	19	1.0-1	0
2008	9/0	10-5	15	0.0-0	2
2009	3/0	0-0	0	0.0-0	0
2010	3/0	1-1	2	0.0-0	0
TOTAL	27/2	20-16	36	1.0-1	2

Rhett Richardson

SNP || 6-0 || 214 || SR-3L
Rockwall, Texas || Rockwall HS

YEAR	G/GS
2007	13/0
2008	11/0
2009	13/0
2010	4/0
TOTAL	41/0

Andru Stewart

CB || 6-0 || 200 || SR-2L
Bakersfield, Calif. || College of the Sequoias/Oaks Christian HS

YEAR	G/GS	UA-A	TOT	TFL-YDS	INT-YDS	SACKS-YDS	PBU	FF-FR
2009	12/4	18-3	21	2.0-3	1-30	0-0	1	1-0
2010	10/0	10-4	14	1.0-5	1-13	1.0-5	0	1-0
TOTAL	22/4	28-7	35	3.0-8	2-43	1.0-5	1	2-0

Van Stumon

FB || 6-1 || 266 || SR-3L
North Little Rock, Ark. || North Little Rock HS

YEAR	G/GS	RUSH ATT	YDS	LG	REC.	YDS	TD	LG	UA-A	TOTAL
2006										
2007	0/0	0	0	0	0	0	0	0	0-0	0
2008	9/0	0	0	0	0	0	0	0	2-1	3
2009	12/2	2	4	2	1	2	1	2	0-1	1
2010	12/0	0	0	0	3	23	1	12	0-0	0
TOTAL	33/2	2	4	2	4	25	2	12	2-2	4

Alex Tejada

K || 6-0 || 205 || SR-4L
Springdale, Ark. || Springdale HS

YEAR	FIELD GOALS			PAT		
	ATT/MADE	LG	PCT.	ATT/MADE	PCT.	PTS
2007	23/17	47	73.9	60/58	96.7	109
2008	9/4	30	44.4	21/20	95.2	32
2009	22/16	47	72.7	59/58	98.3	106
2010	0/0	0	N/A	1/0	.000	0
TOTAL	54/37	47	68.5	141/136	96.5	247

KICKOFFS	NO.	YDS	AVG./K	TB	OB
2008	29	1,750	60.3	1	1
2009	49	3,014	61.5	4	2
2010	86	5,637	65.5	15	0
TOTAL	164	10,401	63.4	20	3

FG	1-19	20-29	30-39	40-49	50-59
2007	0-0	5-5	8-10	4-7	0-1
2008	0-0	3-4	1-1	0-4	0-0
2009	1-1	8-8	4-6	3-5	0-2
TOTAL	1-1	16-17	13-17	7-16	0-3

Zhamal Thomas

OG || 6-5 || 343 || SR-2L
New Iberia, La. || Navarro Junior College/New Iberia HS

YEAR	G/GS
2009	11/0
2010	12/0
TOTAL	23/0

Austin Tucker

WR || 6-1 || 195 || JR-1L
Springdale, Ark. || Shiloh Christian HS

YEAR	G/GS	REC.	YDS	TD	LG	REC/G	AVG/C	AVG/G
2007								
2008	0/0	0	0	0	0	0.0	0.0	0.0
2009	12/0	0	0	0	0	0.0	0.0	0.0
2010	13/0	1	11	0	11	0.1	11.0	0.8
TOTAL	25/0	1	11	0	11	0.1	11.0	0.8

D.J. Williams

TE || 6-2 || 251 || SR-4L
Little Rock, Ark. || Central Arkansas Christian HS

YEAR	G/GS	REC.	YDS	TD	LG	REC/G	AVG/C	AVG/G
2007	13/2	5	94	0	28	0.4	18.8	7.2
2008	12/8	61	723	3	76	5.1	11.9	60.3
2009	13/9	32	411	3	69	2.5	12.8	31.6
2010	13/13	54	627	4	46	4.2	11.6	48.2
TOTAL	51/32	152	1,855	10	76	3.0	12.2	36.4



D.J. Williams appeared in 51 games with 32 starts. He made 152 receptions for 1,855 yards and 10 touchdowns. His receptions total ranks second on UA's all-time career list and his receiving yards rank eighth.

FOOTBALL

SEC FOOTBALL 2010

WESTERN DIVISION

	SEC	Pct.	PF	PA	Overall	Pct.	PF	PA	2009	Home	Away	Neutral	vs. Div.	Top 25	Streak	AP	USA-T	Harris	BCS
*#Auburn	8-0	1.000	306	224	14-0	1.000	577	337	8-5	8-0	4-0	2-0	5-0	6-0	W14	1	1	1	1
Arkansas	6-2	.750	291	225	10-3	.769	474	304	8-5	5-1	3-1	2-1	3-2	3-3	L1	12	12	8	8
LSU	6-2	.750	212	165	11-2	.846	386	237	9-4	7-0	2-2	2-0	3-2	5-2	W1	8	T8	11	11
Alabama	5-3	.625	218	143	10-3	.769	464	176	13-0	6-1	3-2	1-0	3-2	5-3	W1	10	11	16	16
Mississippi State	4-4	.500	151	173	9-4	.692	377	258	5-7	5-2	3-2	1-0	1-4	1-3	W2	15	17	22	21
Ole Miss	1-7	.125	194	301	4-8	.333	367	422	8-4	3-4	1-4	0-0	0-5	0-5	L3				

EASTERN DIVISION

	SEC	Pct.	PF	PA	Overall	Pct.	PF	PA	2009	Home	Away	Neutral	vs. Div.	Top 25	Streak	AP	USA-T	Harris	BCS
*South Carolina	5-3	.625	222	179	9-5	.643	433	324	7-6	6-1	3-2	0-2	4-1	3-4	L2	22	22	20	20
Florida	4-4	.500	224	186	8-5	.615	388	277	12-1	4-3	2-2	2-0	4-1	0-4	W1	rv	rv		
Georgia	3-5	.375	232	200	6-7	.462	417	287	8-5	5-1	1-4	0-2	3-2	0-4	L1				
Tennessee	3-5	.375	179	205	6-7	.462	351	326	7-6	4-3	2-3	0-1	2-3	0-5	L1				
Kentucky	2-6	.250	214	267	6-7	.462	406	369	7-6	5-2	1-4	0-1	2-3	1-3	L2				
Vanderbilt	1-7	.125	96	271	2-10	.167	203	374	2-10	1-6	1-4	0-0	0-5	0-3	L7				

NOTES: 2009 - Record after same number of games in 2009 / vs. Top 25 - Record vs. teams in Top 25 when game was played; Teams listed in alphabetical order unless tie-breaker applicable;
 * - Divisional Champion & Representative to the SEC Championship Game / # - BCS National Champion and SEC Champion

2010 SEC FOOTBALL REVIEW

• Auburn's 22-19 win over Oregon gave the Southeastern Conference its fifth straight BCS National Championship and its seventh BCS title overall. The SEC has won 21 overall national titles (AP, BCS, FWAA, coaches poll).

• Four different SEC schools have won the BCS National Championship since 2006 (Auburn, 2010; Alabama, 2009; Florida, 2006 and 2008; LSU, 2007). Tennessee (1998) and LSU (2004) have also won the BCS crown. The Big 12 (Texas and Oklahoma) and the ACC (Miami and Florida State) have each had two schools win titles since 1998.

• Since 2006, half of the slots in the BCS National Championship Game have been taken by SEC teams (5 of 10). The Big Ten and the Big 12 have two each and the Pac-10 has one.

• No other conference has won a BCS National Championship Game since Texas defeated Southern California 41-38 in the Rose Bowl following the 2005 regular season. The SEC has won the last five.

• The SEC has had more teams ranked in the BCS standings for the most times than any other conference since 2006. The league has had 11 of its 12 teams ranked at one time or another since 2006 for a total of 192

times. The SEC breakdown: LSU (37), Florida (33), Alabama (27), Auburn (22), Georgia (16), Arkansas (15), Tennessee (14), South Carolina (13), Mississippi State (8), Kentucky (4) and Ole Miss (3).

• Since 2006, an SEC team has been ranked first in the weekly BCS standings in 18 of the 40 weeks, with four different teams holding the top spot. Florida was first for seven weeks, Alabama for six weeks, Auburn for three and LSU twice. The Big Ten has held the top spot for 13 weeks (all Ohio State), the Big 12 for five weeks (Texas and Oklahoma twice, Missouri once) and the Pac-10 four weeks (all Oregon).

• For the second straight season, the SEC had 10 teams participating in post-season bowl games. Counting 2010-11, the SEC has sent no less than eight teams to post-season bowls during the last five seasons. The SEC sent nine teams to bowl games in 2006 and 2007, eight teams in 2008 and 10 teams in 2009 and 2010. The most wins by the SEC in a bowl season is seven, set in 2007. During the last five years (2006-10), the SEC is 30-16 in post-season bowl games.

• Since 2006, the SEC has accrued more bowl wins (30) and appearances (46) than any other conference. The conference's .652 bowl winning percentage is third behind the

Mountain West (18-6, .750) and the Big East (20-8, .714) during that time.

• SEC individual award winners from 2010 include: Cam Newton, Auburn (Heisman Trophy - nation's top player; Maxwell Award - nation's best player; Davey O'Brien Award - nation's best quarterback), Patrick Peterson, LSU (Bednarik Award - nation's best defensive player; Jim Thorpe Award - nation's best defensive back), D.J. Williams, Arkansas (Mackey Award - nation's best tight end; Disney Spirit Award - top inspirational story), Nick Fairley, Auburn (Lombardi Award - nation's outstanding lineman), Chas Henry, Florida (Ray Guy Award - nation's top punter), Guz Malzahn, Auburn (Frank Broyles Award - nation's top assistant coach) and Gene Chizik, Auburn (Home Depot Coach of the Year - national coach of the year).

• The SEC had 10 first-team All-Americans (AP, Walter Camp, AFCA, FWAA, Sports Illustrated, Sporting News). The list includes: Alabama - DB Mark Barron; Auburn - QB Cam Newton, DT Nick Fairley, OL Lee Ziemba; Florida - P Chas Henry; Georgia - LB Justin Houston; Kentucky - AP Randall Cobb; LSU - PK - Josh Jasper, CB Patrick Peterson; and South Carolina - WR Alshon Jeffery.

SOUTHEASTERN CONFERENCE 2010 Summary



2010 SEC CHAMPIONSHIP GAME

Auburn 56, South Carolina 17
 Dec. 4, 2010 - Georgia Dome - Atlanta, Ga.
 Attendance: 75,802
 MVP: Cam Newton, Auburn

2010 SEC AWARD WINNERS

Scholar-Athlete of the Year - Greg McElroy, QB, Alabama
 Offensive Player of the Year - Cam Newton, QB, Auburn
 Defensive Player of the Year - Patrick Peterson, DB, LSU
 Special Teams Player of the Year - Patrick Peterson, RS, LSU
 Freshman of the Year - Marcus Lattimore, RB, South Carolina
 Jacobs Blocking Trophy - Lee Ziemba, OL, Auburn
 Coach of the Year - Steve Spurrier, South Carolina

RAZORBACK

2011 UA OPPONENTS

MISSOURI STATE

Sept. 3 -- DWRR Stadium
Fayetteville, Ark.

Location: Springfield, Mo.
Founded: 1905
Enrollment: 23,092
Nickname: Bears
Colors: Maroon and White
President: Dr. James E. Cofer, Sr.
Director of Athletics: Kyle Moats
Conference: Missouri Valley
Stadium: Plaster Field (16,300)



Head Coach: Terry Allen (Northern Iowa, 1979)
Rec. at School: 23-32 (5 seasons)
Overall: 118-91 (18 seasons)
2010 Rec.: 5-6/4-4/T3rd
Lettermen Ret.: 35 (15 off./17 def./3 spec.)
Starters Ret.: 11 (5 off./4 def./2 spec.)

SID: Rick Kindhart
Office: 417-836-5402
Fax: 417-836-4868
E-mail: rkindhart@missouristate.edu
Press Box Phone: 417-836-5976
Website: missouristatebears.com

NEW MEXICO

Sept. 10 -- War Memorial Stadium
Little Rock, Ark.

Location: Albuquerque, N.M.
Founded: 1889
Enrollment: 27,203
Nickname: Lobos
Colors: Cherry and Silver
President: Dr. David Schmidly
Vice President for Athletics: Paul Krebs
Conference: Mountain West
Stadium: University Stadium (39,224)



Head Coach: Mike Locksley (Towson, 1992)
Rec. at School: 2-22 (2 seasons)
Overall: Same
2010 Rec.: 1-10/1-7/7th
Lettermen Ret.: 40 (15 off., 21 def., 4 spec.)
Starters Ret.: 19 (6 off., 9 def., 4 spec.)

SID: Chris Deal
Office: 505-925-5521
Fax: 505-925-5609
E-mail: cdeal@unm.edu
Press Box Phone: 505-925-5573
Website: golobos.com

TROY

Sept. 17 -- DWRR Stadium
Fayetteville, Ark.

Location: Troy, Ala.
Founded: 1887
Enrollment: 30,564
Nickname: Trojans
Colors: Cardinal, Silver and Black
President: Dr. Jack Hawkins, Jr.
Director of Athletics: Steve Dennis
Conference: Sun Belt
Stadium: Veterans Memorial Stadium (30,000)



Head Coach: Larry Blakeney (Auburn, 1970)
Rec. at School: 161-82-1 (20 seasons)
Overall: Same
2010 Rec.: 8-5/6-2/T1st
Lettermen Ret.: 47 (20 off./24 def./3 spec.)
Starters Ret.: 16 (5 off./8 def./3 spec.)

SID: Ricky Hazel
Office: 334-670-3229
Fax: 334-670-5665
E-mail: jehazel@troj.edu
Press Box Phone: 334-670-3229
Website: trojtrojans.com

ALABAMA

Sept. 25 -- Bryant-Denny Stadium
Tuscaloosa, Ala.

Location: Tuscaloosa, Ala.
Founded: 1831
Enrollment: 30,232
Nickname: Crimson Tide
Colors: Crimson and White
President: Dr. Robert E. Witt
Athletic Director: Mal Moore
Conference: Southeastern
Stadium: Bryant-Denny Stadium (101,821)



Head Coach: Nick Saban (Kent State, 1973)
Rec. at School: 38-11 (4 seasons)
Overall: 129-53-1 (15 seasons)
2010 Rec.: 10-3/5-3/4th West
Lettermen Ret.: 53 (23 off./26 def./4 spec.)
Starters Ret.: 18 (7 off./9 def./2 spec.)

SID: Jeff Purinton
Office: 205-348-3631
Cell: 205-535-6889
Fax: 204-248-8841
E-mail: jpurinton@ia.ua.edu
Press Box Phone: 205-310-8862
Website: rolltide.com

TEXAS A&M

Oct. 1 -- Cowboys Stadium
Arlington, Texas

Location: College Station, Texas
Founded: 1876
Enrollment: 49,129
Nickname: Aggies
Colors: Maroon and White
Chancellor: Dr. R. Bowen Loftin
Athletic Director: Bill Byrne
Conference: Big 12
Stadium: Kyle Field (83,002)



Head Coach: Mike Sherman (Central Conn. St. 1973)
Rec. at School: 19-19 (3 seasons)
Overall: Same
2010 Rec.: 9-4/6-2/T1st South
Lettermen Ret.: 60 (24 off./31 def./5 spec.)
Starters Ret.: 24 (10 off./8 def./6 spec.)

SID: Alan Cannon
Phone: 979-845-5725
Fax: 979-845-6825
E-mail: acannon@athletics.tamu.edu
Press Box Phone: 979-862-5475
Website: aggieathletics.com

AUBURN

Oct. 8 -- DWRR Stadium
Fayetteville, Ark.

Location: Auburn, Ala.
Founded: 1856
Enrollment: 25,078
Nickname: Tigers
Colors: Burnt Orange and Navy
Chancellor: Dr. Jay Gogue
Athletic Director: Jay Jacobs
Conference: Southeastern
Stadium: Jordan-Hare Stadium (87,451)



Head Coach: Gene Chizik (Florida, 1985)
Rec. at School: 22-5 (2 seasons)
Overall: 27-24 (4 seasons)
2010 Rec.: 14-0/8-0/1st
Lettermen Ret.: 38 (13 off./22 def./3 spec.)
Starters Ret.: 6 (3 off./3 def.)

SID: Kirk Sampson
Office: 334-844-9800
Fax: 334-844-9807
E-mail: kirk@auburn.edu
Press Box Phone: 334-844-0856
Website: auburntigers.com

OLE MISS

Oct. 22 -- Vaught-Hemingway Stadium
Oxford, Miss.

Location: Oxford, Miss.
Founded: 1848
Enrollment: 19,536
Nickname: Rebels
Colors: Cardinal Red and Navy Blue
Chancellor: Dr. Daniel W. Jones
Athletic Director: Pete Boone
Conference: Southeastern
Stadium: Vaught-Hemingway Stadium (60,580)



Head Coach: Houston Nutt (Oklahoma State, 1981)
Rec. at School: 22-16 (3 seasons)
Overall: 133-86 (18 seasons)
2010 Rec.: 4-8/1-7/6th West
Lettermen Ret.: 44 (24 off./16 def./4 spec.)
Starters Ret.: 16 (9 off./5 def./2 spec.)

SID: Kyle Campbell
Office: 662-915-7522
Fax: 662-915-7006
E-mail: ekcampbe@olemiss.edu
Press Box Phone: 662-236-1931
Website: olemisssports.com

VANDERBILT

Oct. 30 -- Vanderbilt Stadium
Nashville, Tenn.

Location: Nashville, Tenn.
Founded: 1873
Enrollment: 6,750
Nickname: Commodores
Colors: Black and Gold
Chancellor: Nicholas S. Zeppos
Vice Chancellor/Univ. Affairs: David Williams II
Conference: Southeastern
Stadium: Vanderbilt Stadium (39,773)



Head Coach: James Franklin (East Stroudsburg, 1995)
Rec. at School: 0-0 (1st year)
Overall: Same
2010 Rec.: 2-10/1-7/6th East
Lettermen Ret.: 51 (19 off./29 def./3 spec.)
Starters Ret.: 21 (11 off./8 def./2 spec.)

SID: Larry Leathers
Phone: 615-343-6437
Cell: 615-480-8226
Fax: N/A
E-mail: larry.leathers@vanderbilt.edu
Press Box Phone: 615-320-0436
Website: vucommoedors.com

SOUTH CAROLINA

Nov. 5 -- DWRR Stadium
Fayetteville, Ark.

Location: Columbia, S.C.
Founded: 1801
Enrollment: 28,481
Nickname: Gamecocks
Colors: Garnet and Black
Chancellor: Dr. Harris Pastides
Athletic Director: Eric Hyman
Conference: Southeastern
Stadium: Williams-Brice Stadium (80,250)



Head Coach: Steve Spurrier (Florida, 1966)
Rec. at School: 44-33 (6 seasons)
Overall: 186-73-2 (21 seasons)
2010 Rec.: 9-5/5-3/1st East
Lettermen Ret.: 48 (21 off./23 def./4 spec.)
Starters Ret.: 13 (7 off./6 def.)

SID: Steve Fink
Office: 803-777-7987
Cell: 803-240-5268
Fax: 803-777-2967
E-mail: finksc@mailbox.sc.edu
Press Box Phone: 803-777-2040
Website: gamecocksonline.com

TENNESSEE

Nov. 12 -- DWRR Stadium
Fayetteville, Ark.

Location: Knoxville, Tenn.
Founded: 1794
Enrollment: 27,523
Nickname: Volunteers
Colors: Orange and White
Chancellor: Dr. Jimmy Cheek
Interim Athletic Director: Joan Cronan
Conference: Southeastern
Stadium: Neyland Stadium (102,455)



Head Coach: Derek Dooley (Virginia, 1990)
Rec. at School: 6-7 (1 season)
Overall: 23-27 (4 seasons)
2010 Rec.: 6-7/3-5/T3rd East
Lettermen Ret.: 45 (17 off./26 def./2 spec.)
Starters Ret.: 12 (7 off./5 def.)

SID: Jimmy Stanton
Office: 865-974-4167
Fax: 865-974-1269
E-mail: jimmystanton@tennessee.edu
Press Box Phone: 865-974-2937
Website: utsports.com

MISSISSIPPI STATE

Nov. 19 -- War Memorial Stadium
Little Rock, Ark.

Location: Starkville, Miss.
Founded: 1878
Enrollment: 19,500
Nickname: Bulldogs
Colors: Maroon and White
President: Dr. Mark E. Keenum
Athletic Director: Scott Stricklin
Conference: Southeastern
Stadium: Davis Wade Stadium (55,082)



Head Coach: Dan Mullen (Ursinus, 1994)
Rec. at School: 14-11 (2 seasons)
Overall: Same
2010 Rec.: 9-4/4-4/5th West
Lettermen Ret.: 41 (21 off., 19 def., 1 spec.)
Starters Ret.: 15 (8 off., 7 def.)

SID: Joe Galbraith
Office: 662-325-2703
Fax: 662-325-2563
E-mail: jgalbraith@athletics.msstate.edu
Press Box Phone: 662-325-3776
Website: mstateathletics.com

LSU

Nov. 25 -- Tiger Stadium
Baton Rouge, La.

Location: Baton Rouge, La.
Founded: 1860
Enrollment: 27,992
Nickname: Tigers
Colors: Purple and Gold
Chancellor: Dr. Michael V. Martin
Athletic Director: Joe Alleva
Conference: Southeastern
Stadium: Tiger Stadium (92,400)



Head Coach: Les Miles (Michigan, 1976)
Rec. at School: 62-17 (6 seasons)
Overall: 90-38 (10 seasons)
2010 Rec.: 11-2/6-2/T2nd West
Lettermen Ret.: 52 (23 off./28 def./1 spec.)
Starters Ret.: 15 (8 off./7 def.)

SID: Michael Bonnette
Office: 225-578-8226
Fax: 225-578-8864
E-mail: mbonnet@lsu.edu
Press Box Phone: 225-578-6122
Website: lsusports.net

OPPONENTS: 2011 UA Opponents

FOOTBALL

UA vs. ALL OPPONENTS

First and last meeting refers to season, not necessarily the year the game was played. 2011 UA opponents are listed in bold and caps. *Denotes a Bowl Game.

OPPONENT	W	L	T	FIRST MEETING	LAST MEETING
Abilene Christian	1	0	0	1948	1948
Air Force	1	0	0	1975	1975
ALABAMA	8	13	0	1961*	2010
Arkansas A&M	1	0	0	1944	1944
Arizona State	2	0	0	1951	1985*
AUBURN	8	11	1	1984*	2010
Austin College	2	0	0	1913	1927
Barksdale Field	1	0	0	1945	1945
Baylor	35	33	2	1904	1991
Boise State	2	0	0	2000	2002
California	1	0	0	1971	1971
Camp Pike	0	1	0	1918	1918
Centenary	3	1	2	1926	1933*
Central Arkansas	2	0	0	1923	1926
Central Florida	1	0	0	2001	2001
Central Missouri State	1	0	0	1917	1917
Central Oklahoma State	1	0	0	1937	1937
Chattanooga	1	0	0	2007	2007
Chicago	0	0	1	1931	1931
Chillico College	1	1	0	1905	1906
The Citadel	0	1	0	1992	1992
College of the Ozarks	8	0	0	1927	1935
Colorado State	3	0	0	1974	1990
Dallas Medics	0	1	0	1904	1904
Detroit	2	0	0	1941	1942
Drury College	13	5	2	1896	1923
Duke	0	1	0	1960*	1960*
East Carolina	1	0	0	2009*	2009*
East Central Oklahoma	4	0	0	1929	1941
East Texas State	1	0	0	1948	1948
Eastern Michigan	1	0	0	2009	2009
Fairmont College	2	0	0	1904	1909
Florida	1	8	0	1982*	2009
Florida International	1	0	0	2007	2007
Fordham	0	1	0	1940	1940
Ft. Scott (Kan.) High	2	2	0	1898	1904
Ft. Smith (Ark.) High	8	0	0	1894	1904
George Washington	0	1	1	1936	1937
Georgia	4	9	0	1968*	2010
Georgia Tech	1	1	0	1954*	1959*
Hardin-Simmons	3	0	0	1956	1962
Haskell College	1	0	1	1907	1908
Hawai'i	1	0	0	1987	1987

OPPONENT	W	L	T	FIRST MEETING	LAST MEETING
Henderson State	6	0	0	1908	1929
Hendrix College	15	0	2	1911	1933
Houston	12	6	0	1952	1991
Iowa	0	1	0	1925	1925
Iowa State	1	0	0	1973	1973
Joplin (Mo.) High	1	0	1	1899	1901
Kansas	0	2	0	1905	1906
Kansas City Medics	1	1	0	1901	1905
Kansas State	1	3	0	1910	1926
Kentucky	2	4	0	1998	2008
Kingfisher College	1	0	0	1902	1902
Louisiana-Lafayette	4	0	0	1991	2002
ULM	9	0	0	1996	2010
Little Rock (Ark.) High	0	1	0	1901	1901
Louisiana Tech	3	0	0	1901	1997
LSU	20	34	2	1901	2010
Memphis	2	3	0	1992	1998
Miami (Fla.)	0	3	0	1987	1991
Michigan	0	1	0	1998*	1998*
Middle Tennessee	1	0	0	1999	1999
Minnesota	0	1	0	2002*	2002*
MISSISSIPPI (OLE MISS)	31	25	1	1908	2010
MISSISSIPPI STATE	14	6	1	1916	2010
Missouri	2	3	0	1906	2007*
MISSOURI STATE	6	0	0	1911	2009
Missouri-Rolla	15	4	0	1902	1943
Monticello Navy	0	1	0	1943	1943
Navy	2	0	0	1982	1984
Nebraska	1	0	0	1964*	1964*
Neosho (Mo.) High	1	0	0	1902	1902
NEW MEXICO	2	0	0	1983	1987
New Mexico State	5	0	0	1977	2004
Northwestern (Okla.) State	1	0	0	1924	1924
Norman Navy	0	1	0	1944	1944
North Carolina	0	2	0	1981*	1995*
Northern Illinois	1	0	0	1994	1994
North Texas	9	0	0	1947	2007
Northwestern	1	0	0	1981	1981
Northwestern (La.) State	3	0	0	1946	1961
Ohio State	0	1	0	2010*	2010*
Oklahoma	4	9	1	1899	2001*
Oklahoma Baptist	2	1	0	1925	1933
Oklahoma Mines	1	0	0	1916	1916

OPPONENT	W	L	T	FIRST MEETING	LAST MEETING
Oklahoma State	30	15	1	1912	1980
Ouachita College	6	2	1	1897	1923
Pacific	1	0	0	1988	1988
Phillips College	4	0	1	1920	1925
Pierce City College	1	2	0	1900	1902
Pittsburg (Kan.) State	4	0	0	1908	1936
Rhodes College	1	0	0	1928	1928
Rice	35	29	3	1919	1991
Saint Louis	1	2	1	1907	1915
Santa Clara	0	2	0	1938	1951
SOUTH CAROLINA	12	7	0	1992	2010
South Florida	1	0	0	2002	2002
Southeast Missouri State	2	0	0	1906	2006
Southern California	1	4	0	1972	2006
Southern Methodist	37	31	5	1920	1999
Stanford	0	1	0	1970	1970
State College of Missouri	0	2	0	1902	1903
Tahlequah Seminary	1	0	0	1902	1902
TENNESSEE	3	13	0	1907	2007
Tennessee Tech	1	0	0	2010	2010
Texas	21	56	0	1894	2008
TEXAS A&M	40	24	3	1903	2010
Texas Christian (TCU)	43	23	2	1920	1991
UTEP	2	0	0	1989	2010
Texas Southwestern	2	0	1	1910	1912
Texas Tech	28	7	0	1957	1991
Transylvania (Ky.)	0	1	0	1905	1905
TROY	3	0	0	2002	2009
Tulane	3	0	0	1906	1980*
Tulsa	53	15	2	1899	2008
UCLA	0	1	1	1978*	1988*
UNLV	1	1	0	2000*	2001
Utah State	3	0	0	1975	2006
VANDERBILT	6	2	0	1949	2010
Villanova	0	1	0	1939	1939
Washington (Mo.)	4	1	0	1905	1912
Webb City (Mo.) High	1	0	0	1900	1900
Weber State	1	0	0	2001	2001
Western Illinois	1	0	0	2008	2008
Wichita State	6	0	0	1904	1980
William & Mary	1	2	0	1947*	1949
Wisconsin	0	2	0	1912	2006



In 2010, Arkansas defeated Texas A&M 24-17 to win the Southwest Classic for the second straight year.



The Razorbacks defeated LSU 31-23 in 2010 to earn The Boot for the second time in the last three seasons.

OPPONENTS: Series Records

RAZORBACK

OPPONENTS: SEC Championship Game



SEC CHAMPIONSHIP 2011 Southeastern Conference Championship Game

The SEC's Western and Eastern Division winners meet in Atlanta's Georgia Dome to battle for the league championship and the right to represent the conference in the Bowl Championship Series.



The 20th annual title game is set for Dec. 3 and will be nationally televised by CBS Sports.

The game is a result of conference expansion, which saw Arkansas and South Carolina become the first members added in SEC history in 1992. Under NCAA regulations, a conference with 12 members may play a 12th football game to determine its champion, provided the regular season is played in divisions.

The participants of the game are determined each year during the eight-game regular-season conference schedule as the teams with the best overall SEC winning percentage in each division.

CHAMPIONSHIP GAME QUICK FACTS

Date: Saturday, Dec. 3
Site: Georgia Dome, Atlanta, Ga.
Capacity: 71,500
TV: CBS Sports

ARKANSAS IN THE SEC CHAMPIONSHIP GAME

2006: Florida 38, Arkansas 28 — Florida scored a touchdown with nine minutes left in the game and held on for the 38-28 victory over Arkansas.

Down 17-7 at the half, Arkansas took a 21-17 third-quarter lead on a two-yard reception by Felix Jones and a 40-yard interception return by Antwain Robinson. Arkansas could have had a chance to build on the lead, but the Gators recovered a fumbled punt in the end zone to move back in front 24-21 with 3:47 left in the third period. Percy Harvin, who scored on a 37-yard pass from Chris Leak in the second quarter, scored on a 67-yard run early in the fourth to put Florida up 31-21.

Jones scored his second touchdown on a 29-yard pass from Cedric Washington to cut the margin to three.

Darren McFadden finished with 73 yards on 15 carries and Jones 57 on 13. Casey Dick was 10-of-22 passing for 148 yards with a touchdown and two interceptions.

Harvin had 105 yards on six carries for Florida, which went on to win the national title at 13-1, while Leak was 16-of-30 for 189 yards with a touchdown and two interceptions.

2002: Georgia 30, Arkansas 3 — Georgia scored on its first five possessions for a 23-0 halftime lead and posted a 30-3 victory. Georgia claimed the SEC title just 75 miles from its Athens campus.

Musa Smith rushed for 106 yards and two touchdowns. David Greene threw for 237 yards and a score, earning the game's MVP award. Terrence Edwards had seven catches for 92 yards, becoming the SEC's career leader in receiving yards.

Arkansas had won six in a row to earn its second trip to the league championship game.

The Razorbacks had a punt blocked by Decory Bryant on their first possession and Thomas Davis scooped up the loose ball and ran to the Arkansas 2-yard line.

On Georgia's next possession, Smith, who scored after the blocked punt, finished off the drive with a 17-yard scoring run. Georgia's next three possessions ended with field goals by Billy Bennett, who connected from 29, 42 and 39 yards to provide the halftime margin.

Arkansas led the SEC in rushing offense with an average of 243 yards per game but managed just 65 against Georgia. Fred Talley, a 1,000-yard rusher, was held to 51 yards on 17 carries while Matt Jones managed only 12 yards on nine carries. Jones completed 9-of-17 passes for 60 yards.

1995: Florida 34, Arkansas 3 — A prime-time (ABC) television audience and a sell-out crowd (71,325) in the Georgia Dome saw Florida post a 34-3 victory.


Florida out-gained Arkansas by only 97 yards, 396-299, but the Gators committed no turnovers while Arkansas lost the ball four times.

Arkansas got on the scoreboard first when Todd Latourette kicked a 36-yard field goal with 7:26 left in the first quarter. The Razorbacks were dealt some bad news on that drive, however. Sophomore running back Madre Hill, who finished third in the conference in rushing, was lost for the game with a knee injury.

SEC CHAMPIONSHIP GAME RESULTS

Since the first SEC Championship Game in 1992, there have been record crowds, millions of television viewers and eventual national champions. Here are the results:

- 1992: Alabama 28, Florida 21 (at Birmingham) Att.: 83,091
- 1993: Florida 28, Alabama 13 (at Birmingham) Att.: 76,345
- 1994: Florida 24, Alabama 23 (at Atlanta) Att.: 74,751
- 1995: Florida 34, Arkansas 3 (at Atlanta) Att.: 71,325
- 1996: Florida 45, Alabama 30 (at Atlanta) Att.: 74,132
- 1997: Tennessee 30, Auburn 29 (at Atlanta) Att.: 74,896
- 1998: Tennessee 24, Mississippi St. 14 (at Atlanta) Att.: 74,795
- 1999: Alabama 34, Florida 7 (at Atlanta) Att.: 74,309
- 2000: Florida 28, Auburn 6 (at Atlanta) Att.: 73,427
- 2001: LSU 31, Tennessee 20 (at Atlanta) Att.: 74,843
- 2002: Georgia 30, Arkansas 3 (at Atlanta) Att.: 74,835
- 2003: LSU 34, Georgia 14 (at Atlanta) Att.: 74,913
- 2004: Auburn 38, Tennessee 28 (at Atlanta) Att.: 74,892
- 2005: Georgia 34, LSU 14 (at Atlanta) Att.: 73,717
- 2006: Florida 38, Arkansas 28 (at Atlanta) Att.: 73,374
- 2007: LSU 21, Tennessee 14 (at Atlanta) Att.: 73,832
- 2008: Florida 31, Alabama 20 (at Atlanta) Att.: 75,892
- 2009: Alabama 32, Florida 13 (at Atlanta) Att.: 75,514
- 2010: Auburn 56, South Carolina 17 (at Atlanta) Att.: 75,802



Arkansas made its most recent appearance in the SEC title game in 2006 where defensive end Antwain Robinson returned an interception 40 yards for a touchdown against Florida.

FOOTBALL

SOUTHEASTERN CONFERENCE

SEC NOTES

• Since the inception of the BCS in 1998, the SEC leads all conferences with seven national champions – Tennessee in 1998, LSU in 2003, Florida in 2006, LSU in 2007, Florida in 2008, Alabama in 2009 and Auburn in 2010.

• Since SEC expansion in 1992, the league leads the nation with nine national champions.

• Since 1998, Arkansas has won or shared four SEC Western Division championships.

• The SEC had 38 players selected in the 2011 NFL Draft, more than any other conference.

• Teams from the SEC have posted 29 wins in the last five years against non-conference Top 25 teams (at time game was played), an average of almost six wins per season.

• Since 2006, the SEC has posted a higher non-conference winning percentage (regular season & bowls) than any other conference. The league has a 231-55 record, an 80.8 winning percentage. The SEC has won no less than 43 non-conference games (regular season & bowls) during the last five completed seasons (2006-2010). In 2010, counting bowl games, the SEC was 46-12 (.793), the highest percentage among FBS conferences.



Mike Sive
Commissioner



Charles Bloom
Associate Commissioner for
Media Relations

SEC MEMBERS:

University of Alabama
University of Arkansas
Auburn University
University of Florida
University of Georgia
University of Kentucky
Louisiana State University
University of Mississippi
Mississippi State University
University of South Carolina
University of Tennessee
Vanderbilt University

SEC OFFICE:

2201 Richard Arrington Blvd. North
Birmingham, AL 35203
Switchboard: 205-458-3000
Media Relations: 205-458-3010
Fax: 205-458-3030
Website: www.secsports.com



ARKANSAS' 5-1-2 SEC SCHEDULE

The 2002 season was the first for the 5-1-2 schedule format, which allows each school to play all five of its division opponents along with one permanent and two rotating non-division opponents each year. It ensures each school will play every conference member four times during a 10-year period and that each will make two visits to every league stadium during that stretch.

Division: Alabama, Auburn, LSU, Ole Miss, Mississippi State
Permanent Non-Division: South Carolina

Rotating Non-Division (2):
2006 & 2011: at Vanderbilt, Tennessee



SEC BOWL TIE-INS

(listed alphabetically, all times Central)



AT&T COTTON BOWL (www.attcottonbowl.com)
Date / Time: Jan. 6 • 7 p.m.
Site / Stadium: Arlington, Texas • Cowboys Stadium (71,815)
TV: FOX
Teams: SEC vs. Big 12



AUTOZONE LIBERTY BOWL (www.libertybowl.org)
Date / Time: Dec. 31 • 2:30 p.m.
Site / Stadium: Memphis, Tenn. • Liberty Bowl Memorial Stadium (62,338)
Television: ABC
Teams: SEC vs. Conference USA



BBVA COMPASS BOWL (www.bbvacompassbowl.com)
Date / Time: Jan. 7 • Noon
Site / Stadium: Birmingham, Ala. • Legion Field (71,594)
TV: ESPN
Teams: SEC vs. Big East



CAPITAL ONE BOWL (www.fcspports.com)
Date / Time: Jan. 2 • Noon
Site / Stadium: Orlando, Fla. • Citrus Bowl (65,412)
TV: ESPN
Teams: SEC vs. Big Ten



CHICK-FIL-A BOWL (www.chick-fil-abowl.com)
Date / Time: Dec. 31 • 6:30 p.m.
Site / Stadium: Atlanta, Ga. • Georgia Dome (71,228)
TV: ESPN
Teams: SEC vs. ACC



FRANKLIN AMERICAN MORTGAGE MUSIC CITY BOWL (www.musiccitybowl.com)
Date / Time: Dec. 30 • 5:40 p.m.
Site / Stadium: Nashville, Tenn. • LP Field (67,000)
TV: ESPN
Teams: SEC vs. ACC



GATOR BOWL (www.gatorbowl.com)
Date / Time: Jan. 2 • Noon
Site / Stadium: Jacksonville, Fla. • EverBank Field (77,000)
TV: ESPN2
Teams: SEC vs. Big Ten



OUTBACK BOWL (www.outbackbowl.com)
Date / Time: Jan. 2 • Noon
Site / Stadium: Tampa, Fla. • Raymond James Stadium (66,005)
TV: ABC
Teams: SEC vs. Big Ten

Note: The above list does not include the SEC participant in the Bowl Championship Series, which automatically includes the winner of the SEC Championship Game.

2012 BOWL CHAMPIONSHIP SERIES BOWLS

(listed by date, all times Central)

ROSE BOWL GAME PRESENTED BY VIZIO (www.tournamentofroses.com)
Date / Time: Jan. 2 • 4 p.m.
Site: Pasadena, Calif.
Stadium: Rose Bowl (91,000)
TV: ESPN
Teams: BCS (Pac-12) vs. BCS (Big Ten)

TOSTITOS FIESTA BOWL (www.fiestabowl.org)
Date / Time: Jan. 5 • 7:30 p.m.
Site: Glendale, Ariz.
Stadium: University of Phoenix Stadium (63,000)
TV: ESPN
Teams: BCS (Big 12) vs. BCS (At-Large)

ALLSTATE SUGAR BOWL (www.allstatesugarbowl.org)
Date / Time: Jan. 3 • 7:30 p.m.
Site: New Orleans, La.
Stadium: Louisiana Superdome (76,791)
TV: ESPN
Teams: BCS (SEC) vs. BCS (At-Large)

BCS NATIONAL CHAMPIONSHIP GAME (www.bcsfootball.org)
Date / Time: Jan. 9 • 7:30 p.m.
Site: New Orleans, La.
Stadium: Louisiana Superdome (76,791)
TV: ESPN
Teams: BCS (#1) vs. BCS (#2)

DISCOVER ORANGE BOWL (www.orangebowl.org)
Date / Time: Jan. 4 • 7 p.m.
Site: Miami Gardens, Fla.
Stadium: Sun Life Stadium (75,192)
TV: ESPN
Teams: BCS (ACC) vs. BCS (At-Large)

RAZORBACK

OPPONENTS: SEC Composite Schedule

2011 SEC FOOTBALL SCHEDULE

Date Team	Sept. 3	Sept. 10	Sept. 17	Sept. 24	Oct. 1	Oct. 8	Oct. 15	Oct. 22	Oct. 29	Nov. 5	Nov. 12	Nov. 19	Nov. 26
ALABAMA	KENT STATE Tuscaloosa	PENN STATE State College	NORTH TEXAS Tuscaloosa	ARKANSAS Tuscaloosa	FLORIDA Gainesville	VANDERBILT Tuscaloosa	OLE MISS Oxford	TENNESSEE Tuscaloosa	LSU Tuscaloosa	LSU Tuscaloosa	MISSISSIPPI STATE Starkville	GEORGIA SOUTHERN Tuscaloosa	AUBURN Auburn
ARKANSAS	MISSOURI STATE Fayetteville	NEW MEXICO Fayetteville	TROY Fayetteville	ALABAMA Tuscaloosa	TEXAS A&M Arlington, Texas	AUBURN Fayetteville	AUBURN Fayetteville	OLE MISS Oxford	VANDERBILT Nashville	SOUTH CAROLINA Fayetteville	SOUTH CAROLINA Fayetteville	MISSISSIPPI STATE Fayetteville	LSU Baton Rouge (Nov. 25)
AUBURN	UTAH STATE Auburn	MISS. STATE Auburn	CLEMSON Clemson	FLORIDA ATLANTIC Auburn	SOUTH CAROLINA Columbia	ARKANSAS Fayetteville	FLORIDA Auburn	LSU Baton Rouge	OLE MISS Auburn	GEORGIA Athens	GEORGIA Athens	SAMFORD Auburn	ALABAMA Auburn
FLORIDA	FLORIDA ATLANTIC Gainesville	UAB Gainesville	TENNESSEE Gainesville	KENTUCKY Lexington	ALABAMA Gainesville	LSU Baton Rouge	AUBURN Auburn	AUBURN Auburn	GEORGIA Jacksonville	VANDERBILT Gainesville	SOUTH CAROLINA Columbia	FURMAN Gainesville	FLORIDA STATE Gainesville
GEORGIA	BOISE STATE Atlanta	SOUTH CAROLINA Athens	COASTAL CAROLINA Athens	OLE MISS Oxford	MISSISSIPPI STATE Athens	TENNESSEE Knoxville	VANDERBILT Nashville	VANDERBILT Nashville	FLORIDA Jacksonville	NEW MEXICO STATE Athens	AUBURN Athens	KENTUCKY Athens	GEORGIA TECH Atlanta
KENTUCKY	W. KENTUCKY Nashville (Sept. 1)	CENTRAL MICHIGAN Lexington	LOUISVILLE Lexington	FLORIDA Lexington	LSU Baton Rouge	SOUTH CAROLINA Columbia	JACKSONVILLE STATE Lexington	JACKSONVILLE STATE Lexington	MISSISSIPPI STATE Lexington	OLE MISS Lexington	VANDERBILT Nashville	GEORGIA Athens	TENNESSEE Lexington
LSU	OREGON Arlington, Texas	NORTHWESTERN STATE Baton Rouge	MISS. STATE Starkville (Sept. 15)	WEST VIRGINIA Morgantown	KENTUCKY Baton Rouge	FLORIDA Baton Rouge	TENNESSEE Knoxville	AUBURN Baton Rouge	ARKANSAS Baton Rouge	ALABAMA Tuscaloosa	WESTERN KENTUCKY Baton Rouge	OLE MISS Oxford	ARKANSAS Baton Rouge (Nov. 25)
OLE MISS	BRIGHAM YOUNG Oxford	SOUTHERN ILLINOIS Oxford	VANDERBILT Nashville	GEORGIA Oxford	FRESNO STATE Fresno	ALABAMA Oxford	ALABAMA Oxford	ARKANSAS Oxford	AUBURN Auburn	KENTUCKY Lexington	LOUISIANA TECH Oxford	LSU Oxford	MISSISSIPPI STATE Starkville
MISSISSIPPI STATE	MEMPHIS Memphis (Sept. 1)	AUBURN Auburn	LSU Starkville (Sept. 15)	LOUISIANA TECH Starkville	GEORGIA Athens	UAB Birmingham	SOUTH CAROLINA Starkville	MISSISSIPPI STATE Starkville	KENTUCKY Lexington	TENNESSEE-MARTIN Starkville	ALABAMA Starkville	ARKANSAS Fayetteville	OLE MISS Starkville
SOUTH CAROLINA	EAST CAROLINA Charlotte	GEORGIA Athens	NAVY Columbia	VANDERBILT Columbia	AUBURN Columbia	KENTUCKY Columbia	MISSISSIPPI STATE Starkville	TENNESSEE Knoxville	TENNESSEE Knoxville	ARKANSAS Fayetteville	FLORIDA Columbia	THE CITADEL Columbia	CLEMSON Columbia
TENNESSEE	MONTANA Knoxville	CINCINNATI Knoxville	FLORIDA Gainesville	FLORIDA Gainesville	BUFFALO Knoxville	GEORGIA Knoxville	LSU Knoxville	ALABAMA Tuscaloosa	SOUTH CAROLINA Knoxville	MIDDLE TENNESSEE Knoxville	ARKANSAS Fayetteville	VANDERBILT Knoxville	KENTUCKY Lexington
VANDERBILT	ELON Nashville	CONNECTICUT Nashville	OLE MISS Nashville	SOUTH CAROLINA Columbia	ALABAMA Tuscaloosa	ALABAMA Tuscaloosa	GEORGIA Nashville	ARMY Nashville	ARKANSAS Nashville	FLORIDA Gainesville	KENTUCKY Nashville	TENNESSEE Knoxville	WAKE FOREST Winston-Salem

2011 SEC CHAMPIONSHIP GAME • DECEMBER 3 • ATLANTA, GA.

FOOTBALL

RUSHES

GAME:

45	Madre Hill vs. Auburn (186 yards, 1 TD), 1995
42	Brandon Holmes vs. LSU (143 yards, 1 TD), 2000
40	DeCori Birmingham vs. Kentucky (196 yards, 2 TD), 2003
38	David Dickey vs. SMU (133 yards, 2 TD), 1966
36	Cedric Cobbs vs. Alabama (198 yards, 1 TD), 2003
36	Dickey Morton vs. SMU (189 yards, 0 TD), 1973
35	Michael Smith vs. Kentucky (192 yards, 1 TD), 2008
35	Michael Smith vs. Auburn (176 yards, 1 TD), 2008
35	Bill Burnett vs. North Texas (185 yards, 2 TD), 1968
35	Bill Burnett vs. Baylor (133 yards, 3 TD), 1969
34	Darren McFadden vs. South Carolina (321 yards, 1 TD), 2007
34	Cedric Cobbs vs. Boise State (174 yards, 2 TD), 2000
34	Marius Johnson vs. Tulsa (177 yards, 2 TD), 1993
34	Dickey Morton vs. Baylor (157 yards, 2 TD), 1972
33	Darren McFadden vs. Alabama (195 yards, 2 TD), 2007
33	Fred Talley vs. South Carolina (111 yards, 0 TD), 2001
33	Dickey Morton vs. Texas Tech (135 yards, 0 TD), 1972
33	Russell Cody vs. Oklahoma St. (140 yards, 0 TD), 1967

SEASON:

325	Darren McFadden (1830 yards, 16 TD), 2007
307	Madre Hill (1387 yards, 15 TD), 1995
284	Darren McFadden (1647 yards, 14 TD), 2006
242	Dickey Morton (1188 yards, 6 TD), 1972
232	Bobby Burnett (947 yards, 16 TD), 1965
227	Cedric Cobbs (1320 yards, 10 TD), 2003
226	Dickey Morton (1298 yards, 5 TD), 1973
220	Ben Cowins (1192 yards, 14 TD), 1977
209	Bill Burnett (900 yards, 19 TD), 1969
207	Bill Burnett (859 yards, 15 TD), 1968
207	Michael Smith (1072 yards, 8 TD), 2008
204	Knile Davis (1322, 13 TD), 2010
197	Fred Talley (1119 yards, 2 TD), 2002
197	Oscar Malone (814 yards, 4 TD), 1996
188	Ben Cowins (1006 yards, 6 TD), 1978

CAREER:

785	Darren McFadden (4590 yards, 41 TD), 2005-07
635	Ben Cowins (3570 yards, 30 TD), 1975-78
595	Dickey Morton (3317 yards, 16 TD), 1971-73
589	Cedric Cobbs (3018 yards, 26 TD), 1999-2003
559	James Rouse (2887 yards, 38 TD), 1985-89
541	Madre Hill (2407 yards, 25 TD), 1994-98
526	Bill Burnett (2204 yards, 46 TD), 1968-70
505	E.D. Jackson (2061 yards, 9 TD), 1989-92
498	Fred Talley (2661 yards, 11 TD), 1999-2002
452	Quinn Grovey (1746 yards, 21 TD), 1987-90
450	Chrys Chukwuma (2168 yards, 24 TD), 1996-99
401	Marshall Foreman (1634 yards, 16 TD), 1983-86
392	Gary Anderson (1999 yards, 10 TD), 1979-82
386	Felix Jones (2956 yards, 20 TD), 2005-07
382	Matt Jones (2535 yards, 24 TD), 2001-04

RUSHING YARDS GAINED

GAME:

321#	Darren McFadden vs. S. Carolina (34 rushes, 1 TD), 2007
271	Dickey Morton vs. Baylor (28 rushes, 2 TD), 1973
241	Fred Talley vs. Auburn (21 rushes, 1 TD), 2002
236	Leon Campbell vs. N. Texas (15 rushes, 2 TD), 1949
219	Darren McFadden vs. S. Carolina (25 rushes, 2 TD), 2006
219	James Rouse vs. New Mexico (19 rushes, 4 TD), 1987
215	Ike Forte vs. Texas Tech (32 rushes, 2 TD), 1974
214	Fred Talley vs. Ole Miss (29 rushes, 2 TD), 2000
206	Darren McFadden vs. LSU (32 rushes, 3 TD), 2007
205	Roland Sales vs. Oklahoma (22 rushes, 2 TD), 1978*
203	Ben Cowins vs. Oklahoma St. (21 rushes, 2 TD), 1977
200	Madre Hill vs. Vanderbilt (29 rushes, 2 TD), 1995
198	Cedric Cobbs vs. Alabama (36 rushes, 1 TD), 2003
196	DeCori Birmingham vs. Kentucky (40 rushes, 2 TD), 2003
195	Darren McFadden vs. Alabama (33 rushes, 2 TD), 2007
192	Michael Smith vs. Kentucky (35 rushes, 1 TD), 2008
190	Darren McFadden vs. Georgia (31 rushes, 2 TD), 2005
189	Fred Talley vs. Central Florida (27 rushes, 2 TD), 2001
189	Lamar McHan vs. Texas A&M (26 rushes, 2 TD), 1951
189	Dickey Morton vs. SMU (36 rushes, 0 TD), 1973
187	Knile Davis at Miss. State (30 rushes, 2 TD), 2010
187	Darren McFadden vs. So. Carolina (32 rushes, 0 TD), 2005
186	Madre Hill vs. Auburn (45 rushes, 1 TD), 1995

186	Ben Cowins vs. Houston (21 rushes, 1 TD), 1976
185	Bill Burnett vs. North Texas (35 rushes, 2 TD), 1968
184	Darren McFadden vs. Utah State (20 rushes, 2 TD), 2006
184	E.D. Jackson vs. SMU (29 rushes, 2 TD), 1990
182	Knile Davis vs. UTEP (11 rushes, 1 TD), 2010
182	Darren McFadden vs. LSU (21 rushes, 2 TD), 2006
182	Fred Talley vs. Kentucky (24 rushes, 0 TD), 2002
181	Darren McFadden vs. Tennessee (30 rushes, 2 TD), 2006
180	Ray Parks vs. Baylor (21 rushes, 2 TD), 1950
178	Madre Hill vs. South Carolina (31 rushes, 6 TD), 1995
176	Knile Davis vs. Ole Miss (22 rushes, 3 TD), 2010
176	Michael Smith vs. Auburn (35 rushes, 1 TD), 2008

SEC record *1978 Orange Bowl

SEASON:

1,830	Darren McFadden (325 rushes, 16 TD), 2007
1,647	Darren McFadden (284 rushes, 14 TD), 2006
1,387	Madre Hill (307 rushes, 15 TD), 1995
1,322	Knile Davis (204 rushes, 13 TD), 2010
1,320	Cedric Cobbs (227 rushes, 10 TD), 2003
1,298	Dickey Morton (226 rushes, 5 TD), 1973
1,192	Ben Cowins (220 rushes, 14 TD), 1977
1,188	Dickey Morton (242 rushes, 6 TD), 1972
1,168	Felix Jones (154 rushes, 6 TD), 2006
1,162	Ben Cowins (183 rushes, 7 TD), 1976
1,119	Fred Talley (197 rushes, 2 TD), 2002
1,113	Felix Jones (133 rushes, 11 TD), 2007
1,113	Darren McFadden (176 rushes, 11 TD), 2005
1,072	Michael Smith (207 rushes, 8 TD), 2008
1,006	Ben Cowins (188 rushes, 6 TD), 1978
1,004	James Rouse (182 rushes, 17 TD), 1987

CAREER:

4,590	Darren McFadden (785 rushes, 41 TD), 2005-07
3,570	Ben Cowins (635 rushes, 30 TD), 1975-78
3,317	Dickey Morton (595 rushes, 16 TD), 1971-73
3,018	Cedric Cobbs (589 rushes, 26 TD), 1999-2003
2,956	Felix Jones (386 rushes, 20 TD), 2005-07
2,887	James Rouse (559 rushes, 38 TD), 1985-89
2,661	Fred Talley (498 rushes, 11 TD), 1999-2002
2,535	Matt Jones (382 rushes, 24 TD), 2001-04
2,407	Madre Hill (541 rushes, 25 TD), 1994-98
2,320	Oscar Malone (471 rushes, 14 TD), 1992-94, 96
2,204	Bill Burnett (526 rushes, 46 TD), 1968-70
2,168	Chrys Chukwuma (450 rushes, 24 TD), 1996-99
2,061	E.D. Jackson (505 rushes, 9 TD), 1989-92
2,018	Michael Smith (359 rushes, 16 TD), 2006-09
1,999	Gary Anderson (392 rushes, 10 TD), 1979-82
1,977	Barry Foster (375 rushes, 19 TD), 1987-89

YARDS PER RUSH

SEASON: (min. 99 rushes):

8.74	Felix Jones (133 rushes, 1156 yards), 2007
7.62	Jerry Eckwood (104 rushes, 792 yards), 1975
7.58	Felix Jones (154 rushes, 1168 yards), 2006
6.54	Dickey Morton (127 rushes, 831 yards), 1971
6.48	Knile Davis (204 rushes, 1322 yards), 2010
6.34	Ben Cowins (183 rushes, 1162 yards), 1976
6.32	Darren McFadden (176 rushes, 1113 yards), 2005
6.32	Felix Jones (99 rushes, 626 yards), 2005
6.15	Geno Mazzanti (123 rushes, 757 yards), 1949
6.03	Oscar Malone (99 rushes, 571 yards), 1994
5.84	Chrys Chukwuma (149 rushes, 870 yards), 1998
5.81	Cedric Cobbs (227 rushes, 1320 yards), 2003
5.80	Darren McFadden (284 rushes, 1647 yards), 2006
5.76	Cedric Cobbs (116 rushes, 668 yards), 1999
5.74	Dickey Morton (226 rushes, 1298 yards), 1973
5.68	Fred Talley (197 rushes, 1119 yards), 2002
5.65	Ike Forte (174 rushes, 983 yards), 1975
5.63	Darren McFadden (325 rushes, 1830 yards), 2007

CAREER: (min. 250 rushes):

7.66	Felix Jones (386 rushes, 2956 yards), 2005-07
6.64	Matt Jones (382 rushes, 2535 yards), 2001-04
5.85	Darren McFadden (785 rushes, 4590 yards), 2005-07
5.85	Michael Smith (359 rushes, 2103 yards), 2006-09
5.62	Ben Cowins (635 rushes, 3570 yards), 1975-78
5.57	Dickey Morton (595 rushes, 3317 yards), 1971-73
5.57	Jerry Eckwood (340 rushes, 1895 yards), 1974-76, 78
5.42	Ike Forte (361 rushes, 1957 yards), 1974-75

5.34	Fred Talley (498 rushes, 2661 yards), 1999-2002
5.27	Barry Foster (375 rushes, 1977 yards), 1987-89
5.21	Clyde Scott (281 rushes, 1463 yards), 1946-48
5.16	James Rouse (559 rushes, 2887 yards), 1985-89
5.12	Cedric Cobbs (589 rushes, 3018 yards), 1999-2003

RUSHING TOUCHDOWNS

GAME:

6	Madre Hill vs. South Carolina, 1995
5	Jessie Clark vs. Baylor, 1981
5	Gene Davidson vs. Oklahoma Mines, 1916
5	Gene Davidson vs. Hendrix, 1915

SEASON:

19	Bill Burnett, 1969
17	James Rouse, 1987
16	Darren McFadden, 2007
16	Bobby Burnett, 1965
15	Madre Hill, 1995
15	Bill Burnett, 1968
14	Darren McFadden, 2006
14	Ben Cowins, 1977
14	Billy Moore, 1962
13	Knile Davis, 2010
13	David Dickey, 1967
12	Bill Burnett, 1970
11	Broderick Green, 2009
11	Felix Jones, 2007
11	Darren McFadden, 2005
11	Ron Calcagni, 1978

CAREER:

46	Bill Burnett, 1968-70
41	Darren McFadden, 2005-07
38	James Rouse, 1985-89
30	Ben Cowins, 1975-78
26	Cedric Cobbs, 1999-2003
25	Madre Hill, 1994-98
25	David Dickey, 1966-68
24	Matt Jones, 2001-04
24	Chrys Chukwuma, 1996-99
22	Bobby Burnett, 1963-65
21	Quinn Grovey, 1987-90
20	Felix Jones, 2005-07
20	Billy Moore, 1960-62

100-YARD RUSHING GAMES

SEASON:

10	Darren McFadden, 2007
7	Darren McFadden, 2006
7	Cedric Cobbs, 2003
6	Knile Davis, 2010
6	Felix Jones, 2007
6	Madre Hill, 1995
6	Ben Cowins, 1977
6	Dickey Morton, 1972
6	Dickey Morton, 1973
5	Michael Smith, 2008
5	Felix Jones, 2006
5	Darren McFadden, 2005
5	Ben Cowins, 1978
5	Ben Cowins, 1976
5	Jerry Eckwood, 1975
5	Bill Burnett, 1969
5	Bobby Burnett, 1965

CAREER:

22	Darren McFadden, 2005-07
16	Ben Cowins, 1975-78
15	Dickey Morton, 1971-73
13	Felix Jones, 2005-07
11	Cedric Cobbs, 1999-2003
11	Fred Talley, 1999-2002
9	Bill Burnett, 1968-70
9	Oscar Malone, 1992-94, 96
8	Matt Jones, 2001-04
8	Madre Hill, 1994-98
8	James Rouse, 1985, 87-89
8	Ike Forte, 1974-75

RECORDS: Individual Records - Rushing

RAZORBACK

RECORDS: Individual Records - Passing

PASS ATTEMPTS

GAME:

52	Clint Stoerner vs. Alabama, 1999 (24 comp, 316 yds, 1 TD, 1 INT)
51	Joe Ferguson vs. Texas A&M, 1971 (31 comp, 345 yds, 0 TD, 1 INT)
47	Ryan Mallett vs. Ohio State****, 2011 (24 comp, 277 yds, 2 TD, 1 INT)
44	Ryan Mallett vs. Vanderbilt, 2010 (27 comp, 409 yds, 3 TD, 0 INT)
43	Ryan Mallett vs. ULM, 2010 (28 comp, 400 yds, 3 TD, 1 INT)
43	Nathan Dick vs. Mississippi State, 2008 (25 comp, 333 yds, 3 TD, 1 INT)
43	Clint Stoerner vs. Auburn, 1997 (20 comp, 325 yds, 2 TD, 1 INT)
42	Clint Stoerner vs. Memphis, 1998 (19 comp, 296 yds, 1 TD, 2 INT)
41	Casey Dick vs. Western Illinois, 2008 (25 comp, 318 yds, 2 TD, 1 INT)
41	Barry Lunney Jr. vs. Auburn, 1993 (17 comp, 286 yds, 2 TD, 1 INT)
41	John Eichler vs. Wichita State, 1969 (23 comp, 279 yds, 2 TD, 0 INT)
40	Robby Hampton vs. UNLV***, 2000 (18 comp, 183 yds, 2 TD, 0 INT)
39	Ryan Mallett vs. LSU, 2009 (17 comp, 227 yds, 1 TD, 1 INT)
39	Ryan Mallett vs. Georgia, 2009 (21 comp, 408 yds, 5 TD, 0 INT)
39	Casey Dick vs. Alabama, 2008 (20 comp, 190 yds, 1 TD, 3 INT)
39	Matt Jones vs. Florida, 2004 (23 comp, 252 yds, 1 TD, 3 INT)
39	Clint Stoerner vs. Ole Miss, 1997 (17 comp, 201 yds, 1 TD, 3 INT)
39	Kevin Scanlon vs. Alabama**, 1980 (22 comp, 245 yds, 1 TD, 1 INT)
39	Bill Montgomery vs. Georgia*, 1968 (17 comp, 185 yds, 1 TD, 1 INT)

*1968 Sugar Bowl | **1980 Sugar Bowl
2000 Las Vegas Bowl | *2011 Sugar Bowl

SEASON:

411	Ryan Mallett, 2010 (266 comp, 3869 yds, 32 TD, 12 INT)
403	Ryan Mallett, 2009 (225 comp, 3524 yds, 31 TD, 7 INT)
357	Casey Dick, 2008 (205 comp, 2586 yds, 13 TD, 14 INT)
357	Clint Stoerner, 1997 (173 comp, 2347 yds, 12 TD, 13 INT)
317	Clint Stoerner, 1999 (177 comp, 2293 yds, 19 TD, 10 INT)
312	Clint Stoerner, 1998 (167 comp, 2629 yds, 26 TD, 8 INT)
292	Barry Lunney Jr., 1995 (180 comp, 2181 yds, 12 TD, 10 INT)
271	Joe Ferguson, 1971 (160 comp, 2203 yds, 11 TD, 12 INT)
264	Matt Jones, 2004 (151 comp, 2073 yds, 15 TD, 12 INT)
262	Casey Dick, 2007 (150 comp, 1695 yards, 18 TD, 10 INT)
261	Robby Hampton, 2000 (145 comp, 1548 yds, 13 TD, 8 INT)
257	Brad Taylor, 1983 (139 comp, 1837 yds, 9 TD, 8 INT)
254	Joe Ferguson, 1972 (119 comp, 1484 yds, 9 TD, 15 INT)
235	Quinn Grovey, 1990 (120 comp, 1886 yds, 18 TD, 10 INT)
234	Matt Jones, 2002 (122 comp, 1592 yds, 16 TD, 8 INT)
234	Bill Montgomery, 1968 (134 comp, 1595 yds, 10 TD, 8 INT)
230	Matt Jones, 2003 (132 comp, 1917 yds, 18 TD, 7 INT)

CAREER:

1,023	Clint Stoerner, 1996-99 (528 comp, 7422 yds, 57 TD, 37 INT)
856	Barry Lunney Jr., 1992-95 (476 comp, 5782 yds, 33 TD, 28 INT)
850	Casey Dick, 2005-08 (473 comp, 5856 yds, 47 TD, 34 INT)

814	Ryan Mallett, 2009-10 (491 comp, 7493 yds, 62 TD, 19 INT)
755	Matt Jones, 2001-04 (417 comp, 5857 yds, 53 TD, 30 INT)
644	Brad Taylor, 1981-84 (333 comp, 4802 yds, 23 TD, 32 INT)
611	Joe Ferguson, 1970-72 (327 comp, 4431 yds, 24 TD, 32 INT)
602	Bill Montgomery, 1968-70 (337 comp, 4590 yds, 29 TD, 24 INT)
526	Quinn Grovey, 1987-90 (292 comp, 4496 yds, 29 TD, 26 INT)
432	Tom Jones, 1979-82 (238 comp, 2927 yds, 20 TD, 24 INT)
421	Lamar McHan, 1951-53 (186 comp, 2574 yds, 19 TD, 27 INT)

PASS COMPLETIONS

GAME:

31	Joe Ferguson vs. Texas A&M, 1971 (51 atts, 345 yds, 0 TD, 1 INT)
28	Ryan Mallett vs. ULM, 2010 (43 atts, 400 yds, 3 TD, 0 INT)
27	Ryan Mallett vs. Vanderbilt, 2010 (44 atts, 409 yds, 3 TD, 0 INT)
27	Ryan Mallett vs. Texas A&M, 2010 (38 atts, 310 yds, 3 TD, 1 INT)
27	Clint Stoerner vs. LSU, 1998 (38 atts, 334 yds, 2 TD, 0 INT)
25	Nathan Dick vs. Mississippi State, 2008 (43 atts, 333 yds, 3 TD, 1 INT)
25	Casey Dick vs. Tulsa, 2008 (38 atts, 385 yds, 1 TD, 1 INT)
25	Casey Dick vs. Western Illinois, 2008 (41 atts, 318 yds, 2 TD, 1 INT)
24	Ryan Mallett vs. Ohio State**, 2011 (47 atts, 277 yds, 2 TD, 1 INT)
24	Ryan Mallett vs. Auburn, 2009 (37 atts, 274 yds, 2 TD, 2 INT)
24	Casey Dick vs. Florida, 2008 (38 atts, 220 yds, 0 TD, 1 INT)
24	Clint Stoerner vs. Alabama, 1999 (52 atts, 316 yds, 1 TD, 1 INT)
23	Ryan Mallett vs. Troy, 2009 (30 atts, 405 yds, 5 TD, 1 INT)
23	Ryan Mallett vs. South Carolina, 2009 (27 atts, 329 yds, 0 TD, 0 INT)
23	Matt Jones vs. Florida, 2004 (39 atts, 252 yds, 1 TD, 3 INT)
23	Clint Stoerner vs. Tennessee, 1997 (37 atts, 194 yds, 0 TD, 0 INT)
23	John Eichler vs. Wichita State, 1969 (41 atts, 279 yds, 2 TD, 0 INT)
22	Casey Dick vs. Louisiana-Monroe, 2008 (41 atts, 323 yds, 2 TD, 1 INT)
22	Barry Lunney Jr. vs. Tennessee, 1995 (27 atts, 276 yds, 3 TD, 0 INT)
22	Kevin Scanlon vs. Alabama*, 1980 (39 atts, 245 yds, 1 TD, 1 INT)
22	Bill Montgomery vs. Baylor, 1968 (34 atts, 260 yds, 1 TD, 2 INT)
21	Ryan Mallett vs. South Carolina, 2010 (30 atts, 303 yds, 1 TD, 1 INT)
21	Ryan Mallett vs. Georgia, 2010 (33 atts, 380 yds, 3 TD, 0 INT)
21	Ryan Mallett vs. Tennessee Tech, 2010 (24 atts, 301 yds, 3 TD, 1 INT)
21	Ryan Mallett vs. Georgia, 2009 (39 atts, 408 yds, 5 TD, 0 INT)

*1980 Sugar Bowl | **2011 Sugar Bowl

SEASON:

266	Ryan Mallett (411 atts, 3869 yds, 32 TD, 12 INT), 2010
225	Ryan Mallett (403 atts, 3624 yds, 30 TD, 7 INT), 2009
205	Casey Dick (357 atts, 2586 yds, 13 TD, 14 INT), 2008
180	Barry Lunney Jr. (292 atts, 2181 yds, 12 TD, 10 INT), 1995
177	Clint Stoerner (317 atts, 2293 yds, 19 TD, 10 INT), 1999
173	Clint Stoerner (357 atts, 2347 yds, 12 TD, 13 INT), 1997
167	Clint Stoerner (312 atts, 2629 yds, 26 TD, 8 INT), 1998
160	Joe Ferguson (271 atts, 2203 yds, 11 TD, 12 INT), 1971
151	Matt Jones (264 atts, 2073 yds, 15 TD, 12 INT), 2004
150	Casey Dick (262 atts, 1695 yds, 18 TD, 10 INT), 2007
145	Robby Hampton (261 atts, 1548 yds, 13 TD, 8 INT), 2000
139	Brad Taylor (257 atts, 1837 yds, 9 TD, 8 INT), 1983

134	Bill Montgomery (234 atts, 1595 yds, 10 TD, 8 INT), 1968
132	Matt Jones (230 atts, 1917 yds, 18 TD, 7 INT), 2003
122	Matt Jones (234 atts, 1592 yds, 16 TD, 8 INT), 2002
120	Quinn Grovey (235 atts, 1886 yds, 18 TD, 10 INT), 1990
119	Joe Ferguson (254 atts, 1484 yds, 9 TD, 15 INT), 1972
115	Pete Burks (224 atts, 1390 yds, 6 TD, 9 INT), 1996
110	Bill Montgomery (195 atts, 1662 yds, 10 TD, 9 INT), 1970

CAREER:

528	Clint Stoerner (1023 atts, 7422 yds, 57 TD, 37 INT), 1996-99
491	Ryan Mallett (814 atts, 7493 yds, 62 TD, 19 INT), 2009-10
476	Barry Lunney Jr. (856 atts, 5782 yds, 33 TD, 28 INT), 1992-95
473	Casey Dick (850 atts, 5856 yds, 47 TD, 34 INT), 2005-08
417	Matt Jones (755 atts, 5857 yds, 53 TD, 30 INT), 2001-04
337	Bill Montgomery (602 atts, 4590 yds, 29 TD, 24 INT), 1968-70
333	Brad Taylor (644 atts, 4802 yds, 23 TD, 32 INT), 1981-84
327	Joe Ferguson (611 atts, 4431 yds, 24 TD, 32 INT), 1970-72
292	Quinn Grovey (526 atts, 4496 yds, 29 TD, 26 INT), 1987-90
238	Tom Jones (432 atts, 2927 yds, 20 TD, 24 INT), 1979-82
198	Jack Robbins (386 atts, 2553 yds, 19 TD, 32 INT), 1935-37

COMPLETION PERCENTAGE

GAME: (min 13-19 att.):

.875	Ryan Mallett (14-16) vs. Eastern Michigan, 2009
.857	Billy Moore (12-14) vs. Tulsa, 1962
.846	Brad Taylor (11-13) vs. Tulsa, 1984
.823	Casey Dick (14-17) vs. Mississippi State, 2007
.813	Matt Jones (13-16) vs. New Mexico State, 2004
.812	Clint Stoerner (13-16) vs. South Carolina, 1999
.800	Mitch Mustain (12-15) vs. Ole Miss, 2006
.800	Kevin Scanlon (12-15) vs. Texas A&M, 1979
.800	Joe Ferguson (12-15) vs. North Texas, 1972
.800	Bill Montgomery (12-15) vs. Oklahoma State, 1970
.786	Matt Jones (11-14) vs. South Carolina, 2003
.786	Quinn Grovey (11-14) vs. Houston, 1989
.786	Greg Thomas (11-14) vs. Texas A&M, 1986

(min. 20 att.):

.875	Ryan Mallett (21-24) vs. Tennessee Tech, 2010
.852	Ryan Mallett (23-27) vs. South Carolina, 2009
.818	Ronny South (18-22) vs. Texas A&M, 1967
.815	Barry Lunney Jr. (22-27) vs. Tennessee, 1995
.800	Kevin Scanlon (16-20) vs. Rice, 1979
.773	Ryan Mallett (17-22) vs. Missouri State, 2009
.773	Robby Hampton (17-22) vs. SW Missouri State, 2000
.767	Ryan Mallett (20-23) vs. Troy, 2009
.739	Brad Taylor (17-23) vs. Baylor, 1981
.731	Clint Stoerner (19-26) vs. Auburn, 1999
.714	Brad Taylor (20-28) vs. SMU, 1984
.714	Bill Montgomery (20-28) vs. Texas A&M, 1968
.711	Clint Stoerner (27-38) vs. LSU, 1998
.708	Casey Dick (17-24) vs. Ole Miss, 2005
.700	Greg Thomas (14-20) vs. TCU, 1986
.700	Bill Montgomery (14-20) vs. North Texas, 1968
.700	Jon Brittenum (14-20) vs. Texas Tech, 1965

SEASON: (min. 100 att.):

.662	Kevin Scanlon (92-139), 1979
.647	Ryan Mallett (266-411), 2010
.625	Jack Robbins (95-162), 1935
.616	Barry Lunney Jr. (180-292), 1995
.615	Greg Thomas (67-109), 1986
.602	Ron Calcagni (62-103), 1978
.592	Ronny South (84-142), 1967
.590	Joe Ferguson (160-271), 1971
.574	Casey Dick (205-357), 2008
.574	Matt Jones (132-230), 2003
.573	Casey Dick (150-262), 2007
.573	Bill Montgomery (134-234), 1968
.572	Matt Jones (151-264), 2004
.564	Bill Montgomery (110-195), 1970

FOOTBALL

CAREER: (min 200 att.):

.603	Ryan Mallett (491-814), 2009-10
.560	Bill Montgomery (337-602), 1968-70
.556	Casey Dick (473-850), 2005-08
.556	Robby Hampton (170-306), 1999-2000
.556	Barry Lunney Jr. (476-856), 1992-95
.555	Quinn Grovey (292-526), 1987-90
.552	Matt Jones (417-755), 2001-04
.551	Tom Jones (238-432), 1979-82
.535	Joe Ferguson (327-611), 1970-72
.516	Clint Stoerner (528-1023), 1996-99
.513	Jack Robbins (198-386), 1935-37
.508	Ron Calcagni (156-307), 1975-78

PASSING YARDS

GAME:

409	Ryan Mallett vs. Vanderbilt, 2010 (27-44, 3 TD, 0 INT)
408	Ryan Mallett vs. Georgia, 2009 (21-39, 5 TD, 0 INT)
405	Ryan Mallett vs. Troy, 2009 (23-30, 5 TD, 1 INT)
400	Ryan Mallett vs. ULM, 2010 (28-43, 3 TD, 1 INT)
387	Clint Stoerner vs. LSU, 1997 (18-38, 2 TD, 0 INT)
385	Casey Dick vs. Tulsa, 2008 (25-38, 1 TD, 1 INT)
380	Ryan Mallett vs. Georgia, 2010 (21-33, 3 TD, 0 INT)
357	Ryan Mallett vs. Alabama, 2010 (25-38, 1 TD, 3 INT)
345	Joe Ferguson vs. Texas A&M, 1971 (31-51, 0 TD, 1 INT)
338	Bill Montgomery vs. Ole Miss*, 1969 (17-34, 1 TD, 4 INT)
335	Ronny South vs. Texas Tech, 1967 (18-33, 3 TD, 2 INT)
334	Clint Stoerner vs. LSU, 1998 (27-38, 2 TD, 0 INT)
333	Nathan Dick vs. Mississippi State, 2008 (25-43, 3 TD, 1 INT)
332	Tyler Wilson vs. Auburn, 2010 (25-34, 4 TD, 2 INT)
329	Ryan Mallett vs. South Carolina, 2009 (23-27, 0 TD, 0 INT)
325	Clint Stoerner vs. Auburn, 1997 (20-43, 2 TD, 1 INT)
323	Casey Dick vs. Louisiana-Monroe, 2008 (22-34, 2 TD,) INT)
320	Ryan Mallett vs. LSU, 2010 (13-23, 3 TD, 2 INT)
318	Casey Dick vs. Western Illinois, 2008 (25-41, 2 TD, 1 INT)
316	Clint Stoerner vs. Alabama, 1999 (24-52, 1 TD, 1 INT)
313	Ryan Mallett vs. Mississippi State, 2009 (18-34, 5 TD, 2 INT)
310	Ryan Mallett vs. Texas A&M, 2010 (27-38, 3 TD, 1 INT)
309	Ryan Mallett vs. Missouri State, 2009 (17-22, 1 TD, 0 INT)
307	Brad Taylor vs. North Carolina**, 1981 (14-29, 2 TD, 0 INT)
305	Ryan Mallett vs. Mississippi State, 2010 (17-26, 3 TD, 1 INT)
304	Joe Ferguson vs. TCU, 1972 (20-32, 4 TD, 0 INT)
303	Ryan Mallett vs. South Carolina, 2010 (21-30, 1 TD, 1 INT)
301	Ryan Mallett vs. Tennessee Tech, 2010 (21-24, 3 TD, 1 INT)

*1970 Sugar Bowl | **1981 Gator Bowl

SEASON:

3,869	Ryan Mallett (266-411, 32 TD, 12 INT), 2010
3,624	Ryan Mallett (225-403, 30 TD, 7 INT), 2009
2,629	Clint Stoerner (167-312, 26 TD, 8 INT), 1998
2,586	Casey Dick (205-357, 13 TD, 14 INT), 2008
2,347	Clint Stoerner (173-357, 12 TD, 13 INT), 1997
2,293	Clint Stoerner (177-317, 21 TD, 10 INT), 1999
2,203	Joe Ferguson (160-271, 11 TD, 12 INT), 1971
2,181	Barry Lunney Jr. (180-292, 12 TD, 10 INT), 1995
2,073	Matt Jones (151-264, 15 TD, 12 INT), 2004
1,917	Matt Jones (132-230, 18 TD, 7 INT), 2003

1,886	Quinn Grovey (120-235, 18 TD, 10 INT), 1990
1,837	Brad Taylor (139-257, 9 TD, 8 INT), 1983
1,695	Casey Dick (150-262, 18 TD, 10 INT), 2007
1,662	Bill Montgomery (110-195, 10 TD, 9 INT), 1970
1,595	Bill Montgomery (134-234, 10 TD, 8 INT), 1968
1,592	Matt Jones (122-234, 16 TD, 8 INT), 2002
1,548	Robby Hampton (145-261, 13 TD, 8 INT), 2000
1,484	Joe Ferguson (119-254, 9 TD, 15 INT), 1972
1,390	Pete Burks (115-224, 6 TD, 9 INT), 1996

CAREER:

7,493	Ryan Mallett (491-814, 62 TD, 19 INT), 2009-10
7,422	Clint Stoerner (528-1023, 57 TD, 37 INT), 1996-99
5,857	Matt Jones (417-755, 53 TD, 30 INT), 2001-04
5,856	Casey Dick (473-850, 47 TD, 34 INT), 2005-08
5,782	Barry Lunney Jr. (476-856, 33 TD, 28 INT), 1992-95
4,802	Brad Taylor (333-644, 23 TD, 32 INT), 1981-84
4,590	Bill Montgomery (337-602, 29 TD, 24 INT), 1968-70
4,496	Quinn Grovey (292-526, 29 TD, 26 INT), 1987-90
4,431	Joe Ferguson (327-611, 24 TD, 32 INT), 1970-72
2,927	Tom Jones (238-432, 20 TD, 24 INT), 1979-82
2,574	Lamar McHan (186-421, 19 TD, 42 INT), 1951-53

TOUCHDOWN PASSES

GAME:

5	Ryan Mallett vs. UTEP, 2010
5	Ryan Mallett vs. Mississippi State, 2009
5	Ryan Mallett vs. Troy, 2009
5	Ryan Mallett vs. Georgia, 2009
4	Tyler Wilson vs. Auburn, 2010
4	Ryan Mallett vs. Texas A&M, 2009
4	Casey Dick vs. Mississippi State, 2007
4	Matt Jones vs. Louisiana-Monroe, 2004
4	Robby Hampton vs. Louisiana-Monroe, 2000
4	Brad Taylor vs. Rice, 1983
4	Joe Ferguson vs. TCU, 1972
4	Ronny South vs. SMU, 1967
3	Ryan Mallett vs. LSU, 2010
3	Ryan Mallett vs. Mississippi State, 2010
3	Ryan Mallett vs. Vanderbilt, 2010
3	Ryan Mallett vs. Texas A&M, 2010
3	Ryan Mallett vs. Georgia, 2010
3	Ryan Mallett vs. ULM, 2010
3	Ryan Mallett vs. Tennessee Tech, 2010
3	Nathan Dick vs. Mississippi State, 2008
3	Casey Dick vs. Ole Miss, 2007
3	Casey Dick vs. North Texas, 2007
3	Casey Dick vs. Alabama, 2007
3	Mitch Mustain vs. Vanderbilt, 2006
3	Casey Dick vs. Ole Miss, 2005
3	Matt Jones vs. South Carolina, 2003
3	Matt Jones vs. Kentucky, 2003
3	Matt Jones vs. Florida, 2003
3	Matt Jones vs. Boise State, 2002
3	Clint Stoerner vs. Tennessee, 1999
3	Clint Stoerner vs. Auburn, 1999
3	Clint Stoerner vs. South Carolina, 1999
3	Clint Stoerner vs. SMU, 1999
3	Clint Stoerner vs. Mississippi State, 1998
3	Clint Stoerner vs. Tennessee, 1998
3	Clint Stoerner vs. South Carolina, 1998
3	Clint Stoerner vs. Alabama, 1998
3	Clint Stoerner vs. SMU, 1998
3	Barry Lunney Jr. vs. Tennessee, 1995
3	Barry Lunney Jr. vs. Ole Miss, 1994
3	Barry Lunney Jr. vs. Vanderbilt, 1994
3	Quinn Grovey vs. Houston, 1990
3	Quinn Grovey vs. Texas Tech, 1990
3	Quinn Grovey vs. Colorado State, 1990
3	Danny Nutt vs. Navy, 1984
3	Brad Taylor vs. SMU, 1984
3	Kevin Scanlon vs. SMU, 1979
3	Joe Ferguson vs. Texas, 1971
3	Ronny South vs. Texas Tech, 1967
3	Lamar McHan vs. Tulsa, 1953
3	Dwight Sloan vs. Tulsa, 1937

SEASON:

32	Ryan Mallett, 2010
30	Ryan Mallett, 2009
26	Clint Stoerner, 1998
19	Clint Stoerner, 1999
18	Casey Dick, 2007
18	Matt Jones, 2003
18	Quinn Grovey, 1990
16	Matt Jones, 2002

15	Matt Jones, 2004
13	Casey Dick, 2008
13	Robby Hampton, 2000
12	Clint Stoerner, 1997
12	Barry Lunney Jr., 1995
11	Barry Lunney Jr., 1994
11	Joe Ferguson, 1971
11	Ronny South, 1967
10	Mitch Mustain, 2006
10	Ron Calcagni, 1977
10	Bill Montgomery, 1970
10	Bill Montgomery, 1968
10	Dwight Sloan, 1936

CAREER:

62	Ryan Mallett, 2009-10
57	Clint Stoerner, 1996-99
53	Matt Jones, 2001-04
47	Casey Dick, 2005-08
33	Barry Lunney Jr., 1992-95
29	Quinn Grovey, 1987-90
29	Bill Montgomery, 1968-70
24	Joe Ferguson, 1970-72
23	Brad Taylor, 1981-84
20	Tom Jones, 1979-82
19	Lamar McHan, 1951-53
19	Jack Robbins, 1935-37

INTERCEPTIONS

GAME:

6	Joe Ferguson vs. Texas A&M, 1972
5	Lamar McHan vs. SMU, 1951
4	Brad Taylor vs. Texas, 1984
4	John Eichler vs. Texas, 1967
4	Jack Robbins vs. Tulsa, 1936
3	Ryan Mallett vs. Alabama, 2010
3	Casey Dick vs. South Carolina, 2008
3	Casey Dick vs. Alabama, 2008
3	Mitch Mustain vs. Alabama, 2006
3	Matt Jones vs. Florida, 2004
3	Clint Stoerner vs. Ole Miss, 1999
3	Clint Stoerner vs. Ole Miss, 1997
3	Clint Stoerner vs. Auburn, 1996
3	Barry Lunney Jr. vs. SW Louisiana, 1995
3	Brad Taylor vs. Houston, 1984
3	Danny Nutt vs. TCU, 1984
3	Brad Taylor vs. Texas, 1982
3	Scott Bull vs. Texas, 1975
3	Mike Kirkland vs. Rice, 1973
3	Joe Ferguson vs. Tennessee*, 1971
3	Bill Montgomery vs. Texas, 1968
3	Jack Robbins vs. SMU, 1935

*1971 Liberty Bowl

SEASON:

18	Kay Eakin, 1939
18	Jack Robbins, 1937
17	Lamar McHan, 1952
15	Joe Ferguson, 1972
15	Jim Rinehart, 1950
14	Casey Dick, 2008
14	Lamar McHan, 1951
14	Kay Eakin, 1938
13	Clint Stoerner, 1997
13	Mike Kirkland, 1973
12	Ryan Mallett, 2010
12	Matt Jones, 2004
12	Joe Ferguson, 1971

CAREER:

42	Lamar McHan, 1951-53
37	Clint Stoerner, 1996-99
34	Casey Dick, 2005-08
33	Kay Eakin, 1937-39
32	Brad Taylor, 1981-84
32	Joe Ferguson, 1970-72
32	Jack Robbins, 1935-37
30	Matt Jones, 2001-04
28	Barry Lunney Jr., 1992-95
26	Quinn Grovey, 1987-90

CONSECUTIVE PASSES WITHOUT AN INTERCEPTION

141	Ryan Mallett, 2009
134	Clint Stoerner, 1997-98
123	Barry Lunney Jr., 1992-93

RECORDS: Individual Records - Passing

RAZORBACK



Ryan Mallett holds the UA record with 18 career 250-yard passing games.



Clint Stoerner totaled nine 250-yard passing performances from 1996-99.

ALL-TIME 250-YARD PASSING GAMES (59)

PLAYER	DATE	ATT	COMP	INT	COMP %	YARDS	TD	OPPONENT
Ryan Mallett	10/30/2010	44	27	0	.614	409	3	Vanderbilt
Ryan Mallett	9/19/2009	39	21	0	.538	408	5	Georgia
Ryan Mallett	11/14/2009	30	23	1	.767	405	5	Troy
Ryan Mallett	9/11/2010	43	28	1	.651	400	3	ULM
Clint Stoerner	11/28/1997	38	18	0	.474	387	2	LSU
Casey Dick	11/1/2008	38	25	1	.658	385	1	Tulsa
Ryan Mallett	9/18/2010	33	21	0	.636	380	3	Georgia
Ryan Mallett	9/25/2010	38	25	3	.658	357	1	Alabama
Joe Ferguson	10/30/1971	51	31	1	.608	345	0	Texas A&M
Bill Montgomery	1/1/1971	34	17	1	.500	338	2	Ole Miss
Ronny South	11/25/1967	33	18	2	.545	335	3	Texas Tech
Clint Stoerner	11/27/1998	38	27	0	.711	334	2	LSU
Nathan Dick	11/22/2008	43	25	1	.581	333	3	Mississippi State
Tyler Wilson	10/16/2010	34	25	2	.735	332	4	Auburn
Ryan Mallett	11/7/2009	27	23	0	.852	329	0	South Carolina
Clint Stoerner	10/25/1997	43	20	1	.465	325	2	Auburn
Casey Dick	9/2/2008	34	22	0	.647	323	2	ULM
Ryan Mallett	11/27/2010	23	13	2	.565	320	3	LSU
Casey Dick	8/30/2008	41	25	1	.610	318	2	Western Illinois
Clint Stoerner	9/25/1999	52	24	1	.462	316	1	Alabama
Ryan Mallett	11/21/2009	34	18	2	.529	313	5	Mississippi State
Ryan Mallett	10/9/2010	38	27	1	.711	310	3	Texas A&M
Ryan Mallett	9/5/2009	22	17	0	.773	309	1	Missouri State
Brad Taylor	12/28/1981	29	14	0	.483	307	2	North Carolina
Ryan Mallett	11/20/2010	26	17	1	.654	305	3	Mississippi State
Joe Ferguson	10/7/1972	32	20	0	.625	304	4	TCU
Ryan Mallett	11/6/2010	30	21	1	.700	303	1	South Carolina
Ryan Mallett	9/4/2010	24	21	1	.875	301	3	Tennessee Tech
Matt Jones	10/18/2003	30	20	2	.667	299	3	Florida
Clint Stoerner	10/10/1998	42	19	2	.452	296	1	Memphis
Bill Montgomery	11/14/1970	31	19	0	.613	294	2	SMU
Barry Lunney Jr.	10/13/1993	41	17	1	.415	286	2	Auburn
Casey Dick	10/25/2008	38	20	1	.526	282	2	Ole Miss
John Eichler	10/25/1969	41	23	0	.561	279	2	Wichita State
Ryan Mallett	1/4/2011	47	24	1	.511	277	2	Ohio State
Joe Ferguson	11/6/1971	29	18	1	.621	277	0	Rice
Barry Lunney Jr.	10/7/1995	27	22	0	.815	276	3	Tennessee
Ryan Mallett	10/10/2009	37	24	1	.649	274	2	Auburn
Clint Stoerner	11/14/1998	34	17	1	.500	274	0	Tennessee
Matt Jones	9/18/2004	28	18	1	.643	272	4	ULM
Ryan Mallett	10/3/2009	27	17	1	.630	271	4	Texas A&M
Quinn Grovey	9/22/1990	25	16	0	.640	270	0	Ole Miss
Danny Nutt	9/29/1984	28	17	0	.607	267	3	Navy
Bill Montgomery	11/9/1968	23	15	0	.652	266	2	Rice
Bill Montgomery	10/3/1970	20	13	1	.650	265	1	TCU
Clint Stoerner	9/19/1998	33	17	0	.515	262	3	SMU
Barry Lunney Jr.	10/14/1995	32	19	1	.594	261	0	Ole Miss
Matt Jones	11/1/2003	25	16	0	.640	260	3	Kentucky
Bill Montgomery	10/12/1968	34	22	2	.647	260	1	Baylor
Joe Ferguson	10/2/1971	23	15	0	.652	259	1	TCU
Bill Montgomery	11/2/1968	28	20	0	.714	258	2	Texas A&M
Brad Taylor	11/6/1982	33	13	1	.394	257	1	Baylor
Quinn Grovey	10/28/1989	14	11	1	.786	256	2	Houston
Ryan Mallett	10/24/2009	34	12	0	.353	254	1	Ole Miss
Clint Stoerner	9/4/1999	30	13	0	.433	254	2	SMU
Matt Jones	10/2/2004	39	23	3	.590	252	1	Florida
Clint Stoerner	11/26/1999	36	19	3	.528	252	1	LSU
Brad Taylor	11/7/1981	23	17	2	.739	250	0	Baylor
Dwight Sloan	11/25/1937	35	19	0	.543	250	3	Tulsa

RECORDS: 250-Yard Passing Games

FOOTBALL

RECEPTIONS

GAME:

13	James Shiblest vs. SMU (199 yards, 2 TD), 1984
13	Wear Schoonover vs. Baylor (152 yards, 0 TD), 1929
12	Greg Childs vs. ULM (146 yards, 2 TD), 2010
12	Mike Reppond vs. Rice (204 yards, 0 TD), 1971
12	Chuck Dicus vs. Georgia (169 yards, 1 TD), 1969*
10	Lucas Miller vs. Miss. State (201 yards, 1 TD), 2008
10	D.J. Williams vs. Ole Miss (129 yards, 0 TD), 2008
10	Bobby Joe Edmonds vs. Auburn (68 yards, 0 TD), 1984****
10	Bobby Crockett vs. LSU (129 yards, 1 TD), 1966**
9	Joe Adams vs. Ohio State (120 yards, 1 TD), 2011*****
9	Greg Childs vs. Auburn (164 yards, 2 TD), 2010
9	George Wilson vs. Kentucky (172 yards, 1 TD), 2003
9	Anthony Eubanks vs. Auburn (167 yards, 1 TD), 1997
9	James Shiblest vs. Navy (156 yards, 2 TD), 1984
9	Bobby Nichols vs. Texas A&M (102 yards, 0 TD), 1971
9	Bruce Maxwell vs. Ole Miss (137 yards, 1 TD), 1970****
9	Chuck Dicus vs. Texas (146 yards, 1 TD), 1969
9	Chuck Dicus vs. TCU (156 yards, 2 TD), 1969

*1969 Sugar Bowl || **1966 Cotton Bowl
 1984 Liberty Bowl || *1970 Sugar Bowl
 *****2011 Sugar Bowl

SEASON:

62	J.J. Meadors (584 yards, 2 TD), 1995
61	D.J. Williams (723 yards, 3 TD), 2008
56	Mike Reppond (986 yards, 3 TD), 1971
54	D.J. Williams (627 yards, 4 TD), 2010
52	Boo Williams (739 yards, 7 TD), 2000
51	Anthony Eubanks (870 yards, 5 TD), 1997
51	Anthony Eubanks (809 yards, 5 TD), 1996
51	James Shiblest (907 yards, 7 TD), 1984
50	Joe Adams (813 yards, 6 TD), 2010
50	Marcus Monk (962 yards, 11 TD), 2006
50	George Wilson (900 yards, 6 TD), 2003
49	Peyton Hillis (537 yards, 5 TD), 2007
49	George Wilson (626 yards, 7 TD), 2002
48	Greg Childs (894 yards, 7 TD), 2009
48	Jim Benton (814 yards, 7 TD), 1937
46	Greg Childs (659 yards, 6 TD), 2010
44	Michael Williams (560 yards, 5 TD), 1998
43	Anthony Lucas (1004 yards, 10 TD), 1998
43	Anthony Eubanks (596 yards, 4 TD), 1995
43	J.J. Meadors (613 yards, 5 TD), 1994
43	Derek Russell (897 yards, 8 TD), 1990
42	Jarius Wright (788 yards, 5 TD), 2010
42	Chuck Dicus (688 yards, 4 TD), 1969

CAREER:

153	Anthony Eubanks (2440 yards, 16 TD), 1994-97
152	D.J. Williams (1855 yards, 10 TD), 2007-10
144	George Wilson (2151 yards, 16 TD), 2000-03
138	Marcus Monk (2151 yards, 27 TD), 2004-07
137	Anthony Lucas (2879 yards, 23 TD), 1996-99
135	Richard Smith (1858 yards, 17 TD), 2000-03
134	J.J. Meadors (1651 yards, 10 TD), 1992-95
118	Peyton Hillis (1195 yards, 11 TD), 2004-07
118	Chuck Dicus (1854 yards, 16 TD), 1968-70
112	Greg Childs (1826 yards, 15 TD), 2008-Present
110	Joe Adams (1758 yards, 14 TD), 2008-Present
102	Jarius Wright (1817 yards, 12 TD), 2008-Present
101	Emanuel Smith (1235 yards, 4 TD), 1996-99
101	Mike Reppond (1625 yards, 8 TD), 1970-72

RECEIVING YARDS

GAME:

204	Mike Reppond vs. Rice (12 catches, 0 TD), 1971
201	Lucas Miller vs. Mississippi State (10 catches, 1 TD), 2008
199	James Shiblest vs. SMU (13 catches, 2 TD), 1984
194	Anthony Lucas vs. SMU (6 catches, 3 TD), 1999
193	Chuck Dicus vs. Rice (8 catches, 2 TD), 1968
192	Marcus Monk vs. South Carolina (8 catches, 1 TD), 2006
177	Anthony Lucas vs. Ole Miss (4 catches, 2 TD), 1998
172	George Wilson vs. Kentucky (9 catches, 1 TD), 2003
172	Anthony Lucas vs. Tennessee (8 catches, 2 TD), 1998
171	Boo Williams vs. Boise State (5 catches, 2 TD), 2000
171	Bobby Nichols vs. Texas A&M (9 catches, 0 TD), 1971
171	Mike Reppond vs. Texas (7 catches, 1 TD), 1971
171	Chuck Dicus vs. Ole Miss (6 catches, 1 TD), 1970

169 Chuck Dicus vs. Georgia* (12 catches, 1 TD), 1969

169 Derek Holloway vs. Tulsa (5 catches, 1 TD), 1982

*1969 Sugar Bowl

SEASON:

1,004	Anthony Lucas (43 catches, 10 TD), 1998
986	Mike Reppond (56 catches, 3 TD), 1971
962	Marcus Monk (50 catches, 11 TD), 2006
907	James Shiblest (51 catches, 7 TD), 1984
900	George Wilson (50 catches, 6 TD), 2003
897	Derek Russell (43 catches, 8 TD), 1990
894	Greg Childs (48 catches, 7 TD), 2009
870	Anthony Eubanks (51 catches, 5 TD), 1997
822	Anthony Lucas (37 catches, 5 TD), 1999
814	Jim Benton (48 catches, 7 TD), 1937
813	Joe Adams (50 catches, 6 TD), 2010
809	Anthony Eubanks (51 catches, 5 TD), 1996
788	Jarius Wright (42 catches, 5 TD), 2010
739	Boo Williams (52 catches, 7 TD), 2000
723	D.J. Williams (61 catches, 3 TD), 2008
688	Chuck Dicus (42 catches, 4 TD), 1969
659	Greg Childs (46 catches, 6 TD), 2010
630	Cobi Hamilton (32 catches, 6 TD), 2010
627	D.J. Williams (54 catches, 4 TD), 2010
626	George Wilson (49 catches, 7 TD), 2002
617	Steven Harris (37 catches, 4 TD), 2004
613	J.J. Meadors (43 catches, 5 TD), 1994
596	Anthony Eubanks (43 catches, 4 TD), 1995
589	Chuck Dicus (38 catches, 8 TD), 1968

CAREER:

2,879	Anthony Lucas (137 catches, 23 TD), 1995-99
2,440	Anthony Eubanks (153 catches, 16 TD), 1994-97
2,151	Marcus Monk (138 catches, 27 TD), 2004-07
2,151	George Wilson (144 catches, 16 TD), 2000-03
1,920	James Shiblest (97 catches, 10 TD), 1983-86
1,874	Derek Russell (91 catches, 16 TD), 1987-90
1,858	Richard Smith (135 catches, 17 TD), 2000-03
1,855	D.J. Williams (152 catches, 10 TD), 2007-10
1,854	Chuck Dicus (118 catches, 16 TD), 1968-70
1,826	Greg Childs (112 catches, 15 TD), 2008-Present
1,817	Jarius Wright (102 catches, 12 TD), 2008-Present
1,758	Joe Adams (110 catches, 14 TD), 2008-Present
1,651	J.J. Meadors (134 catches, 10 TD), 1992-95
1,625	Mike Reppond (101 catches, 8 TD), 1970-72
1,319	Jim Hodge (73 catches, 7 TD), 1970-72
1,303	Jim Benton (83 catches, 12 TD), 1936-37
1,269	Tracy Caldwell (89 catches, 8 TD), 1990-93
1,235	Emanuel Smith (101 catches, 4 TD), 1996-99
1,195	Peyton Hillis (118 catches, 11 TD), 2004-07

TOUCHDOWN RECEPTIONS

GAME:

3	Anthony Lucas vs. SMU, 1999
3	Alton Baldwin vs. TCU, 1945
3	Alton Baldwin vs. Arkansas A&M, 1944

SEASON:

11	Marcus Monk, 2006
10	Anthony Lucas, 1998
8	Derek Russell, 1990
8	Chuck Dicus, 1968
7	Joe Adams, 2009
7	Greg Childs, 2009
7	Marcus Monk, 2005
7	Richard Smith, 2003
7	George Wilson, 2002
7	Boo Williams, 2000
7	James Shiblest, 1984
7	Jim Benton, 1937
7	Wear Schoonover, 1929

CAREER:

27	Marcus Monk, 2004-07
23	Anthony Lucas, 1995-99
17	Richard Smith, 2000-03
16	George Wilson, 2000-03
16	Anthony Eubanks, 1994-97
16	Chuck Dicus, 1968-70
16	Derek Russell, 1987-90

15 Greg Childs, 2008-Present

14 Joe Adams, 2008-Present

13 Jim Benton, 1935-37

12 Jarius Wright, 2008-Present

11 Peyton Hillis, 2004-07

11 Boo Williams, 1999-2000

10 D.J. Williams, 2007-10

10 J.J. Meadors, 1992-95

10 James Shiblest, 1983-86

9 Cobi Hamilton, 2009-Present

9 Bobby Duckworth, 1977-80

9 Ross Pritchard, 1947-50

100-YARD RECEIVING GAMES

SEASON:

5	Anthony Lucas, 1998
5	Anthony Eubanks, 1997
4	George Wilson, 2003
4	Mike Reppond, 1971
3	Joe Adams, 2010
3	Greg Childs, 2009
3	D.J. Williams, 2008
3	Marcus Monk, 2006
3	Anthony Eubanks, 1996
3	Anthony Lucas, 1995
3	Derek Russell, 1990
3	James Shiblest, 1984
3	Chuck Dicus, 1969
2	Greg Childs, 2010
2	Cobi Hamilton, 2010
2	Jarius Wright, 2010
2	Joe Adams, 2009
2	Jarius Wright, 2009
2	Steven Harris, 2004
2	Richard Smith, 2003
2	George Wilson, 2001
2	Boo Williams, 2000
2	Anthony Lucas, 1999
2	Donnie Centers, 1986
2	Donny Bobo, 1977
2	Bobby Crockett, 1965

CAREER:

11	Anthony Lucas, 1995-99
9	Anthony Eubanks, 1994-97
6	George Wilson, 2001-03
5	Joe Adams, 2008-Present
5	Greg Childs, 2008-Present
5	Jarius Wright, 2008-Present
5	Derek Russell, 1987-90
5	Chuck Dicus, 1968-70
4	D.J. Williams, 2007-10
4	James Shiblest, 1983-86
4	Mike Reppond, 1970-72
3	Cobi Hamilton, 2009-Present
3	Marcus Monk, 2004-07

RECORDS: Individual Records - Receiving

RAZORBACK

RECORDS: Individual Records - Total Offense

PLAYS

GAME:

56	Joe Ferguson vs. Texas A&M, 1971 (5 rushes, 51 passes, 1 TD)
54	Clint Stoerner vs. Alabama, 1999 (2 rushes, 52 passes, 1 TD)
54	Clint Stoerner vs. Ole Miss, 1997 (15 rushes, 39 passes, 0 TD)
54	Clint Stoerner vs. Auburn, 1997 (11 rushes, 43 passes, 2 TD)
54	Bill Montgomery vs. Texas, 1968 (19 rushes, 35 passes, 1 TD)
51	Ryan Mallett vs. Ohio State, 2011**** (4 rushes, 47 passes, 2 TD)
51	Quinn Grovey vs. Houston, 1990 (13 rushes, 38 passes, 4 TD)
51	Kevin Scanlon vs. Alabama, 1979* (12 rushes, 39 passes)
50	Nathan Dick vs. Mississippi State, 2008 (7 rushes, 43 passes)
50	Clint Stoerner vs. Memphis, 1998 (8 rushes, 42 passes)
50	Quinn Grovey vs. Texas Tech, 1990 (15 rushes, 35 passes, 5 TD)
49	Ryan Mallett vs. ULM, 2010 (6 rushes, 43 passes, 4 TD)
49	Matt Jones vs. Florida, 2004 (10 rushes, 39 passes, 2 TD)
48	Ryan Mallett vs. Vanderbilt, 2010 (4 rushes, 44 passes, 3 TD)
48	Casey Dick vs. Western Illinois, 2008 (7 rushes, 41 passes, 4 TD)
48	Greg Thomas vs. Oklahoma, 1987** (22 rushes, 26 passes, 0 TD)
47	Barry Lunney Jr. vs. Auburn, 1993 (6 rushes, 41 passes, 2 TD)
46	Bill Montgomery vs. Ole Miss, 1970*** (12 rushes, 34 passes, 2 TD)
45	Ryan Mallett vs. LSU, 2009 (6 rushes, 39 passes, 1 TD)
45	Ryan Mallett vs. Georgia, 2009 (6 rushes, 39 passes, 5 TD)
45	Casey Dick vs. Tulsa, 2008 (7 rushes, 38 passes, 1 TD)
45	Barry Lunney Jr. vs. Ole Miss, 1992 (11 rushes, 34 passes, 1 TD)
45	Brad Taylor vs. Baylor, 1982 (12 rushes, 33 passes, 1 TD)
45	Brad Taylor vs. Rice, 1981 (20 rushes, 25 passes, 2 TD)
45	Joe Ferguson vs. Texas, 1972 (4 rushes, 38 passes, 1 TD)
45	Jack Robbins vs. SMU, 1935 (12 rushes, 33 passes, 0 TD)

*1980 Sugar Bowl || **1987 Orange Bowl
1970 Sugar Bowl || *2011 Sugar Bowl

SEASON:

461	Ryan Mallett (58 rushes, 403 passes, 32 TD), 2009
455	Ryan Mallett (44 rushes, 411 passes, 36 TD), 2010
438	Clint Stoerner (81 rushes, 357 passes, 14 TD), 1997
429	Casey Dick (72 rushes, 357 passes, 16 TD), 2008
404	Barry Lunney Jr. (112 rushes, 292 passes, 15 TD), 1995
363	Matt Jones (129 rushes, 234 passes, 21 TD), 2002
363	Clint Stoerner (51 rushes, 312 passes, 27 TD), 1998
350	Bill Montgomery (116 rushes, 234 passes, 14 TD), 1968
348	Brad Taylor (91 rushes, 257 passes, 12 TD), 1983
347	Matt Jones (83 rushes, 264 passes, 21 TD), 2004
344	Clint Stoerner (27 rushes, 317 passes, 21 TD), 1999
339	Quinn Grovey (104 rushes, 235 passes, 23 TD), 1990
336	Darren McFadden (325 rushes, 11 passes, 20 TD), 2007
334	Joe Ferguson (63 rushes, 271 passes, 17 TD), 1971
327	Joe Ferguson (73 rushes, 254 passes, 11 TD), 1972
326	Matt Jones (96 rushes, 230 passes, 26 TD), 2003
316	Pete Burks (92 rushes, 224 passes, 8 TD), 1996
312	Kay Eakin (119 rushes, 193 passes, 9 TD), 1939
293	Darren McFadden (284 rushes, 9 passes, 17 TD), 2006
293	Lamar McHan (143 rushes, 150 passes, 12 TD), 1953

CAREER:

1,200	Clint Stoerner, 1996-99 (177 rushes, 1023 passes, 62 TD)
1,192	Barry Lunney Jr., 1992-95 (336 rushes, 856 passes, 40 TD)
1,137	Matt Jones, 2001-04 (382 rushes, 755 passes, 77 TD)
978	Quinn Grovey, 1987-90 (452 rushes, 526 passes, 50 TD)
973	Brad Taylor, 1981-84 (329 rushes, 644 passes, 35 TD)
959	Casey Dick, 2005-08 (105 rushes, 850 passes, 4 rec, 51 TD)
916	Ryan Mallett, 2009-10 (102 rushes, 814 passes, 68 TD)
896	Bill Montgomery, 1981-84 (294 rushes, 602 passes, 42 TD)
807	Darren McFadden, 2005-07 (785 rushes, 22 passes, 48 TD)
771	Joe Ferguson, 1970-72 (160 rushes, 611 passes, 32 TD)
753	Lamar McHan, 1951-53 (332 rushes, 421 passes, 31 TD)
698	Tom Jones, 1979-82 (266 rushes, 432 passes, 31 TD)

YARDS

GAME:

414	Ryan Mallett vs. Georgia, 2009 (6 rushing, 408 passing, 5 TD)
402	Ryan Mallett vs. Vanderbilt, 2010 (-7 rushing, 409 passing, 3 TD)
401	Ryan Mallett vs. ULM, 2010 (1 rushing, 400 passing, 4 TD)
386	Ryan Mallett vs. Troy, 2009 (-19 rushing, 405 passing, 5 TD)
376	Ryan Mallett vs. Georgia, 2010 (-4 rushing, 380 passing, 3 TD)
372	Matt Jones vs. Kentucky, 2003 (112 rushing, 260 passing, 4 TD)
369	Casey Dick vs. Tulsa, 2008 (-16 rushing, 385 passing, 1 TD)
369	Clint Stoerner vs. LSU, 1997 (-18 rushing, 387 passing, 3 TD)
360	Bill Montgomery vs. Ole Miss, 1970* (22 rushing, 338 passing, 2 TD)
356	Matt Jones vs. Florida, 2003 (57 rushing, 299 passing, 3 TD)
350	Ryan Mallett vs. Alabama, 2010 (-7 rushing, 357 passing, 2 TD)
350	Nathan Dick vs. Mississippi State, 2008 (17 rushing, 333 passing, 3 TD)
344	Darren McFadden vs. South Carolina, 2007 (321 rushing, 23 passing, 2 TD)
343	Joe Ferguson vs. Texas A&M, 1971 (-2 rushing, 345 passing, 1 TD)
342	Matt Jones vs. Texas, 2004 (93 rushing, 249 passing, 0 TD)
340	Casey Dick vs. Louisiana-Monroe, 2008 (17 rushing, 323 passing, 2 TD)
335	Quinn Grovey vs. Houston, 1989 (79 rushing, 256 passing, 5 TD)
330	Casey Dick vs. Western Illinois, 2008 (12 rushing, 318 passing, 4 TD)
326	Matt Jones vs. Louisiana-Monroe, 2004 (54 rushing, 272 passing, 4 TD)
321	Clint Stoerner vs. LSU, 1998 (-31 rushing, 334 passing, 2 TD)
320	Ryan Mallett vs. Mississippi State, 2009 (7 rushing, 313 passing, 5 TD)
320	Matt Jones vs. Florida, 2004 (68 rushing, 252 passing, 4 TD)
313	Clint Stoerner vs. Alabama, 1999 (-3 rushing, 316 passing, 1 TD)
312	Ryan Mallett vs. South Carolina, 2010 (-17 rushing, 329 passing, 1 TD)
311	Ryan Mallett vs. Missouri State, 2009 (2 rushing, 309 passing, 1 TD)
307	Ronny South vs. Texas Tech, 1967 (-28 rushing, 335 passing, 3 TD)
304	Joe Ferguson vs. TCU, 1972 (0 rushing, 304 passing, 3 TD)

*1970 Sugar Bowl

SEASON:

3,795	Ryan Mallett, 2010 (-74 rushing, 3869 passing, 36 TD)
3,595	Ryan Mallett, 2009 (-29 rushing, 3624 passing, 32 TD)
2,695	Matt Jones, 2004 (622 rushing, 2073 passing, 21 TD)
2,624	Matt Jones, 2003 (707 rushing, 1917 passing, 26 TD)
2,572	Clint Stoerner, 1998 (-57 rushing, 2629 passing, 27 TD)
2,535	Casey Dick, 2008 (-51 rushing, 2586 passing, 17 TD)
2,246	Barry Lunney Jr., 1995 (65 rushing, 2181 passing, 15 TD)
2,242	Joe Ferguson, 1971 (39 rushing, 2203 passing, 17 TD)
2,233	Clint Stoerner, 1999 (-60 rushing, 2293 passing, 21 TD)
2,212	Quinn Grovey, 1990 (326 rushing, 1886 passing, 23 TD)
2,206	Matt Jones, 2002 (614 rushing, 1592 passing, 21 TD)
2,080	Clint Stoerner, 1997 (-267 rushing, 2347 passing, 14 TD)
1,953	Darren McFadden, 2007 (1830 rushing, 123 passing, 20 TD)
1,834	Bill Montgomery, 1968 (239 rushing, 1595 passing, 14 TD)
1,819	Bill Montgomery, 1970 (157 rushing, 1662 passing, 16 TD)
1,806	Brad Taylor, 1983 (-31 rushing, 1837 passing, 12 TD)
1,716	Darren McFadden, 2006 (1647 rushing, 69 passing, 17 TD)
1,714	Quinn Grovey, 1989 (565 rushing, 1149 passing, 13 TD)
1,693	Ron Calcagni, 1977 (546 rushing, 1147 passing, 14 TD)

CAREER:

8,392	Matt Jones, 2001-04 (2535 rushing, 5947 passing, 77 TD)
7,390	Ryan Mallett, 2009-10 (-103 rushing, 7493 passing, 68 TD)
7,049	Clint Stoerner, 1996-99 (-373 rushing, 7422 passing, 62 TD)
6,242	Quinn Grovey, 1987-90 (1756 rushing, 4496 passing, 50 TD)
5,887	Barry Lunney Jr., 1992-95 (105 rushing, 5782 passing, 40 TD)
5,623	Casey Dick 2005-08 (-233 rushing, 5856 passing, 51 TD)
5,145	Brad Taylor, 1981-84 (343 rushing, 4802 passing, 35 TD)
5,052	Bill Montgomery, 1968-70 (462 rushing, 4590 passing, 42 TD)
4,795	Darren McFadden, 2005-07 (4590 rushing, 205 passing, 48 TD)
4,429	Joe Ferguson, 1970-72 (-2 rushing, 4431 passing, 32 TD)
3,676	Ron Calcagni, 1975-78 (1315 rushing, 2361 passing, 34 TD)
3,581	Tom Jones, 1979-82 (654 rushing, 2927 passing, 31 TD)
3,578	Lamar McHan, 1951-53 (1004 rushing, 2574 passing, 31 TD)
3,570	Ben Cowins, 1975-78 (3570 rushing, 0 passing, 30 TD)
3,408	Jack Robbins, 1935-37 (855 rushing, 2582 passing, 29 TD)

FOOTBALL

TOUCHDOWN RESPONSIBILITY

GAME:

6	Ryan Mallett vs. UTEP, 2010
6	Madre Hill vs. South Carolina, 1995
5	Ryan Mallett vs. Mississippi State, 2009
5	Ryan Mallett vs. Troy, 2009
5	Ryan Mallett vs. Georgia, 2009
5	Quinn Grovey vs. Houston, 1989
5	Jessie Clark vs. Baylor, 1981
5	Gene Davidson vs. Oklahoma Mines, 1916
5	Gene Davidson vs. Hendrix, 1915

SEASON:

36	Ryan Mallett (4 rushing, 32 passing), 2010
32	Ryan Mallett (2 rushing, 30 passing), 2009
27	Clint Stoerner (1 rushing, 26 passing), 1998
26	Matt Jones (8 rushing, 18 passing), 2003
23	Quinn Grovey (5 rushing, 18 passing), 1990
21	Matt Jones (6 rushing, 15 passing), 2004
21	Matt Jones (5 rushing, 16 passing), 2002
21	Clint Stoerner (2 rushing, 19 passing), 1999
20	Darren McFadden (16 rushing, 4 passing), 2007
19	Darren McFadden (14 rushing, 3 passing, 1 receiving, 1 kickoff return), 2006
19	Bill Burnett (19 rushing, 0 passing), 1969
19	Billy Moore (14 rushing, 5 passing), 1962
18	Casey Dick (0 rushing, 18 passing), 2007
17	Casey Dick (3 rushing, 13 passing, 1 receiving), 2008
17	James Rouse (17 rushing, 0 passing), 1987
17	Joe Ferguson (6 rushing, 11 passing), 1971

CAREER:

77	Matt Jones (24 rushing, 53 passing), 2001-04
68	Ryan Mallett (6 rushing, 62 passing), 2009-10
62	Clint Stoerner (5 rushing, 57 passing), 1996-99
61	Casey Dick (3 rushing, 47 passing, 1 receiving), 2005-08
51	Darren McFadden (41 rushing, 7 passing, 2 receiving, 1 KOR), 2005-07
50	Quinn Grovey (21 rushing, 29 passing), 1987-90
46	Bill Burnett (46 rushing, 0 passing), 1968-70
42	Bill Montgomery (13 rushing, 29 passing), 1968-70
40	Barry Lunney Jr. (7 rushing, 33 passing), 1992-95
35	Brad Taylor (12 rushing, 23 passing), 1981-84
34	Casey Dick (34 passing), 2005-08
34	Ron Calcagni (17 rushing, 17 passing), 1975-78
32	Joe Ferguson (8 rushing, 24 passing), 1970-72
31	Tom Jones (11 rushing, 20 passing), 1979-82
31	David Dickey (25 rushing, 3 passing, 3 receiving) 1966-68
31	Lamar McHan (12 rushing, 19 passing), 1951-53

YARDS PER PLAY

SEASON: (min. 150 plays):

8.34	Ryan Mallett (455 for 3795), 2010
8.05	Matt Jones (326 for 2624), 2003
7.80	Ryan Mallett (461 for 3595), 2009
7.77	Matt Jones (347 for 2695), 2004
7.58	Felix Jones (154 for 1168), 2006
7.34	Jack Robbins (213 for 1564), 1935
7.12	Quinn Grovey (208 for 1481), 1988
7.09	Clint Stoerner (363 for 2572), 1998
6.83	Quinn Grovey (251 for 1714), 1989
6.71	Joe Ferguson (334 for 2242), 1971
6.53	Quinn Grovey (339 for 2212), 1990
6.49	Clint Stoerner (344 for 2233), 1999
6.47	Bill Montgomery (281 for 1819), 1970
6.46	Ron Calcagni (262 for 1693), 1977
6.14	Darren McFadden (192 for 1178), 2005
6.08	Matt Jones (363 for 2206), 2002
5.97	Greg Thomas (250 for 1493), 1986

CAREER: (min. 500 plays):

8.07	Ryan Mallett (916 for 7390), 2009-10
7.35	Matt Jones (1137 for 8352), 2001-04
6.38	Quinn Grovey (978 for 6242), 1987-90
5.94	Darren McFadden (807 for 4795), 2005-07
5.91	Jack Robbins (577 for 3408), 1935-37
5.87	Clint Stoerner (1200 for 7049), 1996-99
5.86	Casey Dick (959 for 5624), 2005-08
5.74	Joe Ferguson (771 for 4429), 1970-72
5.64	Bill Montgomery (896 for 5052), 1968-70

5.61	Ben Cowins (636 for 3570), 1975-78
5.57	Dickey Morton (595 for 3317), 1971-73
5.47	Ron Calcagni (672 for 3676), 1975-78
5.37	Jon Brittenum (540 for 2898), 1963-66

ALL-PURPOSE YARDAGE

GAME: (Plays-Yards-TD):

355	Darren McFadden vs. South Carolina, 2007 (38-355-1)
315	Darren McFadden vs. South Carolina, 2006 (29-315-2)
293	Harry Jones vs. Oklahoma State, 1965 (11-293-2)
287	Felix Jones vs. Troy, 2007 (16-287-2)
271	Dickey Morton vs. Baylor, 1973 (28-271-2)
253	Michael Smith vs. Kentucky, 2008 (40-253-2)
246	Dennis Johnson vs. Florida, 2009 (20-246-0)
245	Bruce Maxwell vs. Ole Miss, 1970 (17-245-1)
241	Felix Jones vs. Kentucky, 2007 (15-241-1)
241	Fred Talley vs. Auburn, 2002 (21-241-1)
236	Leon Campbell vs. North Texas, 1949 (15-236-2)
233	Derek Russell vs. Houston, 1989 (8-233-2)
232	Michael Smith vs. Auburn, 2008 (38-232-1)
232	James Rouse vs. Houston, 1987 (21-232-0)
230	Dennis Johnson vs. LSU, 2008 (24-230-1)
230	Felix Jones vs. South Carolina, 2007 (15-230-3)
224	Felix Jones vs. Southern California, 2005 (17-224-0)
222	DeCori Birmingham vs. Tennessee, 2002 (9-222-0)

SEASON (Plays-Yards-TD):

2,310	Darren McFadden, 2007 (362-2310-17)
2,058	Darren McFadden, 2006 (305-2058-16)
1,990	Felix Jones, 2007 (171-1990-13)
1,829	Felix Jones, 2006 (192-1829-10)
1,604	Dickey Morton, 1973 (243-1604-5)
1,583	Madre Hill, 1995 (330-1583-16)
1,513	Darren McFadden, 2005 (202-1513-11)
1,472	Lance Alworth, 1961 (169-1472-5)
1,458	Knile Davis, 2010 (223-1458-14)
1,445	Dennis Johnson, 2009 (107-1445-1)
1,414	Michael Smith, 2008 (244-1414-10)
1,369	James Rouse, 1987 (206-1369-17)
1,354	Cedric Cobbs, 2003 (235-1354-10)
1,312	Barry Foster, 1989 (177-1312-7)
1,304	Barry Foster, 1988 (164-1304-11)
1,290	Dickey Morton, 1972 (225-1290-6)
1,280	Felix Jones, 2005 (125-1280-4)
1,271	Ben Cowins, 1977 (234-1271-14)

CAREER (Plays-Yards-TD):

5,881	Darren McFadden, 2005-07 (869-5881-44)
5,099	Felix Jones, 2005-07 (488-5099-27)
4,535	Gary Anderson, 1979-82 (630-4535-19)
4,070	Dickey Morton, 1971-73 (647-4070-17)
3,750	Ben Cowins, 1975-78 (662-3750-30)
3,657	Cedric Cobbs, 1999-2003 (636-3657-28)
3,610	DeCori Birmingham, 2001-04 (403-3610-13)
3,583	James Rouse, 1985-89 (614-3583-39)
3,332	Lance Alworth, 1959-61 (420-3332-10)
3,237	Barry Foster, 1987-89 (439-3237-22)
3,011	Fred Talley, 1999-2002 (529-3011-11)
2,902	Madre Hill, 1994-98 (580-2902-27)
2,879	Anthony Lucas, 1995-99 (137-2879-23)
2,806	Bill Burnett, 1968-70 (572-2806-49)

SCORING - POINTS

GAME:

36	Madre Hill vs. South Carolina (6 TD), 1995
33	Gene Davidson vs. Oklahoma Mines (5 TD, 3 PAT), 1916
33	Gene Davidson vs. Hendrix (5 TD, 3 PAT), 1915
30	Jessie Clark vs. Baylor (5 TD), 1981
26	Richard Miller vs. Central Missouri (4 TD, 2 PAT), 1927
26	Gene Davidson vs. Central Missouri (4 TD, 2 PAT), 1917
24	Darren McFadden vs. Florida International (4 TD), 2007
24	James Rouse vs. New Mexico (4 TD), 1987
24	Darryl Bowles vs. TCU (4 TD), 1980
24	Mike Saint vs. North Texas (4 TD), 1971
24	Bill Burnett vs. TCU (4 TD), 1970
24	David Dickey vs. Texas A&M (4 TD), 1966
24	Richard Miller vs. East Central Okla. (4 TD), 1929
24	Richard Miller vs. Oklahoma Baptist (4 TD), 1928
24	Garland Beavers vs. Southwestern (4 TD), 1928
24	James Skillern vs. Hendrix (4 TD), 1915

SEASON:

120	Bill Burnett (20 TDs), 1969
109	Alex Tejada (17 FGs, 58 PATs), 2007
106	Alex Tejada (16 FGs, 58 PATs), 2009
104	Zach Hocker (16 FGs, 56 PATs), 2010
102	Darren McFadden (17 TDs), 2007
102	Kendall Trainor (24 FGs, 30 PATs), 1988
102	James Rouse (17 TDs), 1987
98	Darren McFadden (16 TD, 1 PAT), 2006
98	Todd Wright (20 FGs, 38 PATs), 1989
96	Madre Hill (16 TDs), 1995
96	Bill Burnett (16 TDs), 1968
96	David Dickey (16 TDs), 1967
96	Bobby Burnett (16 TDs), 1965
94	Steve Little (37 FGs, 19 PATs), 1977

CAREER:

294	Bill Burnett (49 TDs), 1968-70
280	Steve Little (53 FGs, 121 PATs), 1974-77
268	Darren McFadden (44 TDs, 2 two-point), 2005-07
267	Todd Wright (60 FGs, 87 PATs), 1989-92
264	Kendall Trainor (51 FGs, 111 PATs), 1985-88
252	Todd Latourette (47 FGs, 111 PATs), 1995-98
247	Alex Tejada (37 FGS, 136 PATs), 2007-10
238	James Rouse (39 TDs, 2 two-point), 1985-89
220	Ish Ordonez (44 FGs, 88 PATs), 1978-80
212	Bill McClard (29 FGs, 125 PATs), 1969-71
200	George Cole (23 TDs, 9 FGs, 35 PATs), 1925-27

MOST TOUCHDOWNS

GAME:

6	Madre Hill vs. South Carolina, 1995
5	Jessie Clark vs. Baylor, 1981
5	Gene Davidson vs. Oklahoma Mines, 1916
5	Gene Davidson vs. Hendrix, 1915
4	12 others (Most recent: Darren McFadden vs. FIU, 2007)

SEASON:

20	Bill Burnett, 1969
17	Darren McFadden, 2007
17	James Rouse, 1987
16	Darren McFadden, 2006
16	Madre Hill, 1995
16	Bill Burnett, 1968
16	David Dickey, 1967
16	Bobby Burnett, 1965
14	Knile Davis, 2010
14	Ben Cowins, 1977
14	Billy Moore, 1962
13	Felix Jones, 2007
12	Broderick Green, 2009
12	Bill Burnett, 1970
11	Marcus Monk, 2006
11	Darren McFadden, 2005
11	Ron Calcagni, 1978
10	Felix Jones, 2006
10	Cedric Cobbs, 2003
10	Anthony Lucas, 1998
10	Joe Johnson, 1986

CAREER:

49	Bill Burnett, 1968-70
44	Darren McFadden, 2005-07
39	James Rouse, 1985-89
30	Ben Cowins, 1975-78
28	Cedric Cobbs, 1999-2003
28	David Dickey, 1966-68
27	Felix Jones, 2005-07
27	Marcus Monk, 2004-07
27	Madre Hill, 1994-98
24	Matt Jones, 2001-04
23	Bobby Burnett, 1963-65
22	Barry Foster, 1987-89
21	De'Arrius Howard, 2002-05
21	Quinn Grovey, 1987-90

RECORDS: Individual Records - Total Offense / All-Purpose

RAZORBACK

RECORDS: Individual Records - Kicking

FIELD GOAL ATTEMPTS

GAME:

- 6 Brennan O'Donohoe vs. Tennessee (made 3), 2002
- 6 Greg Horne vs. Tulsa (made 4), 1984
- 5 Todd Wright vs. Tennessee (made 4), 1992
- 5 Kendall Trainor vs. Texas A&M (made 5), 1988
- 5 Kendall Trainor vs. TCU (made 5), 1988
- 5 Steve Little vs. Tulsa (made 3), 1977
- 5 Bill McClard vs. SMU (made 3), 1970

SEASON:

- 30 Steve Little (made 19), 1977
- 27 Kendall Trainor (made 24), 1988
- 25 Todd Wright (made 17), 1992
- 24 Todd Latourette (made 17), 1998
- 24 Bruce Lahay (made 19), 1981
- 23 Alex Tejada (made 17), 2007
- 23 Todd Wright (made 20), 1989
- 23 Steve Little (made 11), 1976
- 22 Alex Tejada (made 16), 2009
- 22 Greg Horne (made 14), 1983
- 22 Ish Ordonez (made 18), 1979
- 22 Bill McClard (made 12), 1971
- 21 Todd Latourette (made 14), 1995
- 21 Ish Ordonez (made 13), 1980
- 20 Kendall Trainor (made 13), 1987
- 20 Steve Little (made 11), 1975

CAREER:

- 89 Steve Little (made 53), 1974-77
- 79 Todd Wright (made 60), 1989-92
- 71 Todd Latourette (made 47), 1995-98
- 69 Kendall Trainor (made 51), 1985-88
- 62 Ish Ordonez (made 44), 1978-80
- 54 Alex Tejada (made 37), 2007-10
- 53 Greg Horne (made 29), 1983-84
- 46 Bill McClard (made 29), 1969-71
- 40 Chris Balseiro (made 28), 2002-05
- 32 Brennan O'Donohoe (made 22), 2000-02
- 28 Mike Kirkland (made 11), 1972-74
- 25 Lance Ellison (made 10), 1991-94
- 24 Bruce Lahay (made 19), 1977-81
- 21 David Carlton (made 14), 2001-04
- 20 Bob White (made 12), 1966-68
- 20 Tom McNelly (made 10), 1962-64

FIELD GOALS MADE

GAME:

- 5 Kendall Trainor vs. Texas A&M (att. 5), 1988
- 5 Kendall Trainor vs. TCU (att. 5), 1988
- 4 Chris Balseiro vs. Missouri (att. 4), 2003*
- 4 Todd Wright vs. Auburn (att. 4), 1992
- 4 Todd Wright vs. Tennessee (att. 5), 1992
- 4 Todd Wright vs. UTEP (att. 4), 1989
- 4 Kendall Trainor vs. Houston (att. 4), 1988
- 4 Greg Horne vs. Tulsa (att. 6), 1984
- 4 Bruce Lahay vs. Texas Tech (att. 4), 1981
- 4 Steve Little vs. Rice (att. 4), 1975

*2003 Independence Bowl

SEASON:

- 24 Kendall Trainor (att. 27), 1988
- 20 Todd Wright (att. 23), 1989
- 19 Bruce Lahay (att. 24), 1981
- 19 Steve Little (att. 30), 1977
- 18 Ish Ordonez (att. 22), 1978
- 17 Alex Tejada (att. 23), 2007
- 17 Todd Latourette (att. 24), 1998
- 17 Todd Wright (att. 25), 1992
- 16 Zach Hocker (att. 19), 2010
- 16 Alex Tejada (att. 22), 2009
- 14 Todd Latourette (att. 21), 1995
- 14 Greg Horne (att. 22), 1983
- 13 Chris Balseiro (att. 18), 2005
- 13 Kendall Trainor (att. 20), 1987
- 13 Ish Ordonez (att. 21), 1980
- 13 Ish Ordonez (att. 19), 1978

CAREER:

- 60 Todd Wright (att. 79), 1989-92
- 53 Steve Little (att. 89), 1974-77
- 51 Kendall Trainor (att. 69), 1985-88
- 47 Todd Latourette (att. 71), 1995-98
- 44 Ish Ordonez (att. 62), 1978-80
- 37 Alex Tejada (att. 54), 2007-10
- 29 Greg Horne (att. 53), 1983-86
- 29 Bill McClard (att. 46), 1969-71
- 28 Chris Balseiro (att. 40), 2002-05
- 22 Brennan O'Donohoe (att. 32), 2000-02
- 19 Bruce Lahay (att. 24), 1978-81
- 16 Zach Hocker (att. 19), 2010-Present
- 14 David Carlton (att. 21), 2001-04

FIELD GOAL PERCENTAGE

SEASON: (min. 10 made):

- .889 Kendall Trainor (24-27), 1988
- .870 Todd Wright (20-23), 1989
- .842 Zach Hocker (16-19), 2010
- .818 Ish Ordonez (18-22), 1979
- .792 Bruce Lahay (19-24), 1981
- .786 Todd Wright (11-14), 1990
- .769 Kendall Trainor (10-13), 1986
- .750 David Carlton (12-16), 2002
- .750 Steve Little (12-16), 1974
- .739 Alex Tejada (17-23), 2007
- .733 Chris Balseiro (11-15), 2003
- .722 Chris Balseiro (13-18), 2005
- .708 Todd Latourette (17-24), 1998
- .706 Brennan O'Donohoe (12-17), 2001
- .706 Todd Wright (12-17), 1991

CAREER: (min. 20 made):

- .759 Todd Wright (60-79), 1989-92
- .739 Kendall Trainor (51-69), 1985-88
- .710 Ish Ordonez (44-62), 1978-80
- .700 Chris Balseiro (28-40), 2002-05
- .688 Brennan O'Donohoe (22-32), 2000-02
- .682 Alex Tejada (37-54), 2007-10
- .662 Todd Latourette (47-71), 1995-98
- .630 Bill McClard (29-46), 1969-71
- .596 Steve Little (53-89), 1974-77
- .547 Greg Horne (29-53), 1983-86

LONGEST FIELD GOALS:

- 67 Steve Little vs. Texas, 1977
- 61 Steve Little vs. Tulsa, 1976
- 60 Bill McClard vs. SMU, 1970
- 58 Kendall Trainor vs. Miami, 1988
- 57 Steve Little vs. Baylor, 1977
- 57 Steve Little vs. Oklahoma State, 1976
- 55 Kendall Trainor vs. Tulsa, 1986
- 53 Steve Little vs. Oklahoma State, 1976
- 53 Bill McClard vs. Wichita State, 1970
- 52 Bill McClard vs. California, 1971
- 52 Steve Little vs. Rice, 1977
- 52 Steve Little vs. Houston, 1977
- 51 Zach Hocker vs. South Carolina, 2010
- 51 Kendall Trainor vs. Houston, 1986
- 50 Todd Wright vs. LSU, 1992
- 50 Todd Wright vs. Rice, 1990
- 50 Todd Wright vs. Texas, 1990
- 50 Kendall Trainor vs. Baylor, 1988
- 50 Ish Ordonez vs. Oklahoma State, 1980
- 50 Ish Ordonez vs. Rice, 1979
- 50 Steve Little vs. Texas Tech, 1977
- 50 Steve Little vs. Texas, 1976

PAT KICKS ATTEMPTED

GAME:

- 9 Alex Tejada vs. Eastern Michigan, 2009
- 9 Alex Tejada vs. North Texas, 2007
- 9 Jeremy Davis vs. Southeast Missouri State, 2006
- 9 Chris Balseiro vs. New Mexico State, 2004
- 9 Kendall Trainor vs. Pacific, 1988
- 9 Elvin Geiser vs. Hendrix, 1933
- 8 Alex Tejada vs. Troy, 2009
- 8 Bill McClard vs. North Texas State, 1971
- 8 Bill McClard vs. Wichita State, 1970
- 8 Bob White vs. Tulsa, 1968
- 8 Tom McNelly vs. Tulsa, 1963

SEASON:

- 60 Alex Tejada (made 58), 2007
- 59 Alex Tejada (made 58), 2009
- 56 Zach Hocker (made 56), 2010
- 51 Bill McClard (made 50), 1970
- 48 Jeremy Davis (made 46), 2006
- 44 Bill McClard (made 40), 1969
- 44 Ronny South (made 42), 1965
- 41 Chris Balseiro (made 40), 2004
- 41 Chris Balseiro (made 40), 2003
- 41 Todd Latourette (made 41), 1998
- 41 Bob White (made 36), 1968

CAREER:

- 140 Alex Tejada (made 136), 2007-10
- 133 Bill McClard (made 125), 1969-71
- 131 Steve Little (made 121), 1974-77
- 116 Kendall Trainor (made 111), 1985-88
- 114 Chris Balseiro (made 111), 2002-05
- 113 Todd Latourette (made 111), 1995-98
- 93 Ish Ordonez (made 88), 1978-80
- 91 Todd Wright (made 87), 1989-92
- 89 Bob White (made 76), 1966-68
- 89 Tom McNelly (made 82), 1962-64

PAT KICKS MADE

GAME:

- 9 Alex Tejada vs. Eastern Michigan, 2009
- 9 Alex Tejada vs. North Texas, 2007
- 9 Jeremy Davis vs. Southeast Missouri State, 2006
- 9 Chris Balseiro vs. New Mexico State, 2004
- 9 Kendall Trainor vs. Pacific, 1988
- 9 Elvin Geiser vs. Hendrix, 1933
- 8 Alex Tejada vs. Troy, 2009
- 8 Bill McClard vs. Wichita State, 1970
- 8 Bob White vs. Tulsa, 1968
- 8 Tom McNelly vs. Tulsa, 1963

SEASON:

- 58 Alex Tejada (att. 59), 2009
- 58 Alex Tejada (att. 60), 2007
- 56 Zach Hocker (att. 56), 2010
- 50 Bill McClard (att. 51), 1970
- 46 Jeremy Davis (att. 48), 2006
- 42 Ronny South (att. 44), 1965
- 41 Todd Latourette (att. 41), 1998
- 40 Chris Balseiro (att. 41), 2004
- 40 Chris Balseiro (att. 41), 2003
- 40 Bill McClard (att. 44), 1969
- 39 Kendall Trainor (att. 39), 1986
- 39 Ish Ordonez (att. 39), 1978

CAREER:

- 136 Alex Tejada (att. 141), 2007-10
- 125 Bill McClard (att. 133), 1969-71
- 121 Steve Little (att. 131), 1974-77
- 111 Chris Balseiro (att. 114), 2002-05
- 111 Todd Latourette (att. 113), 1995-98
- 111 Kendall Trainor (att. 116), 1985-88
- 88 Ish Ordonez (att. 93), 1978-80
- 87 Todd Wright (att. 91), 1989-92
- 81 Tom McNelly (att. 89), 1962-64
- 76 Bob White (att. 89), 1966-68

FOOTBALL

KICK SCORING

GAME:

19	Kendall Trainor vs. TCU, 1988 (5-5 FG, 4-4 PAT)
17	Alex Tejada vs. Troy, 2007 (4-4 FG, 5-5 PAT)
16	Alex Tejada vs. Florida Int., 2007 (3-3 FG, 7-7 PAT)
15	Todd Wright vs. Texas-El Paso, 1989 (4-4 FG, 3-4 PAT)
15	Kendall Trainor vs. Texas A&M, 1988 (5-5 FG, 0-0 PAT)
14	Tony Dodson vs. La.-Monroe, 1999 (3-3 FG, 5-5 PAT)
14	Todd Latourette vs. SMU, 1998 (3-3 FG, 5-5 PAT)
14	Kendall Trainor vs. Houston, 1988 (4-4 FG, 2-2 PAT)
14	Bruce Lahay vs. Texas Tech, 1981 (4-4 FG, 2-2 PAT)
14	Steve Little vs. TCU, 1976 (3-3 FG, 5-5 PAT)
14	Bill McClard vs. Wichita State, 1970 (2-2 FG, 8-8 PAT)
13	Chris Balseiro vs. Missouri, 2003 (4-4 FG, 1-1 PAT)*
13	Todd Wright vs. Tennessee, 1992 (4-5 FG, 1-1 PAT)
13	Steve Little vs. Tulsa, 1977 (3-5 FG, 4-4 PAT)
13	Bill McClard vs. Tulsa, 1969 (2-2 FG, 7-7 PAT)

* 2003 Independence Bowl

SEASON:

109	Alex Tejada (17 FG, 58 PAT), 2007
106	Alex Tejada (16 FG, 58 PAT), 2009
104	Zach Hocker (16 FG, 56 PAT), 2010
102	Kendall Trainor (24 FG, 30 PAT), 1988
98	Todd Wright (20 FG, 38 PAT), 1989
94	Steve Little (19 FG, 37 PAT), 1977
92	Todd Latourette (17 FG, 41 PAT), 1998
88	Bruce Lahay (19 FG, 31 PAT), 1981
80	Ish Ordonez (18 FG, 26 PAT), 1979
80	Bill McClard (10 FG, 50 PAT), 1970
78	Ish Ordonez (13 FG, 39 PAT), 1978
74	Todd Latourette (14 FG, 32 PAT), 1995
73	Chris Balseiro (11 FG, 40 PAT), 2003
71	Bill McClard (12 FG, 35 PAT), 1971

CAREER:

280	Steve Little (53 FG, 121 PAT), 1974-77
267	Todd Wright (60 FG, 87 PAT), 1989-92
264	Kendall Trainor (51 FG, 111 PAT), 1985-88
252	Todd Latourette (47 FG, 111 PAT), 1995-98
247	Alex Tejada (37 FG, 136 PAT), 2007-10
220	Ish Ordonez (44 FG, 88 PAT), 1978-80
212	Bill McClard (29 FG, 125 PAT), 1969-71
195	Chris Balseiro (28 FG, 111 PAT), 2002-05
137	Greg Horne (29 FG, 50 PAT), 1983-86
129	Brennan O'Donohoe (22 FG, 63 PAT), 2000-02
117	Tom McNelly (12 FG, 81 PAT), 1962-64

MOST CONSECUTIVE FIELD GOALS MADE

24	Kendall Trainor, 1988
----	-----------------------

PUNTS

GAME:

11	Greg Horne vs. Baylor (445 yards for 40.4 avg.), 1984
11	Bobby Nix vs. SMU (506 yards for 46.0 avg.), 1963
10	Richie Butler vs. UNLV (434 yards for 43.4 avg.), 2001
10	Drew Toole vs. Rice (365 yards for 36.5 avg.), 1972
10	Lance Alworth vs. Tulsa (301 yards for 30.1 avg.), 1961
10	Lamar McHan vs. Santa Clara (395 yards for 39.5 avg.), 1951
10	Lamar McHan vs. Texas (382 yards for 38.2 avg.), 1951
10	George Cole vs. Oklahoma State (390 yards for 39.0 avg.), 1926
10	Gene Davidson vs. Oklahoma (245 yards for 24.5 avg.), 1915

SEASON:

70	Matt Wait (2935 yards for 41.9 avg.), 1997
69	Richie Butler (2715 yards for 39.3 avg.), 2002
69	Matt Wait (2777 yards for 40.3 avg.), 1996
68	Pete Raether (2938 yards for 43.2 avg.), 1992
67	Richie Butler (2848 yards for 42.5 avg.), 2001
65	Richie Butler (2784 yards for 42.8 avg.), 2000
65	Pete Raether (2836 yards for 43.6 avg.), 1991
64	Lamar McHan (2377 yards for 37.1 avg.), 1951
64	Aubrey Fowler (2214 yards for 34.6 avg.), 1946
64	Kay Eakin (2448 yards for 38.3 avg.), 1939
63	Bruce Lahay (2436 yards for 38.7 avg.), 1981
63	Steve Little (2797 yards for 44.4 avg.), 1976
63	Tommy Cheyne (2312 yards for 36.7 avg.), 1973
63	Paul Conner (2249 yards for 35.7 avg.), 1967

61	Dylan Breeding (2359 yards for 38.7 avg.), 2009
61	Jacob Skinner (2327 yards for 38.1 avg.), 2006

CAREER:

251	Matt Wait (10177 yards for 40.5 avg.), 1994-97
231	Richie Butler (9546 yards for 41.3 avg.), 1999-02
192	Jacob Skinner (7554 yards for 39.3 avg.), 2003-06
180	Greg Horne (8000 yards for 44.4 avg.), 1983-86
157	Pete Raether (6743 yards for 42.9 avg.), 1990-92
145	Lamar McHan (5504 yards for 38.0 avg.), 1951-53
142	Jeremy Davis (5842 yards for 41.1 avg.), 2004-08
133	Kay Eakin (5250 yards for 39.5 avg.), 1937-39
129	Bruce Lahay (5011 yards for 38.8 avg.), 1978-79, 81
121	Louis Schaufele (4673 yards for 38.6 avg.), 1948-50
117	Lance Alworth (4046 yards for 34.6 avg.), 1959-61

PUNTING YARDAGE

GAME:

506	Bobby Nix vs. SMU (11 punts), 1965
445	Greg Horne vs. Baylor (11 punts), 1984
434	Richie Butler vs. UNLV (10 punts), 2001
412	Matt Wait vs. South Carolina (9 punts), 1997
395	Lamar McHan vs. Santa Clara (10 punts), 1951
390	George Cole vs. Oklahoma State (10 punts), 1926
389	Richie Butler vs. Alabama (8 punts), 2002
382	Lamar McHan vs. Texas (10 punts), 1951
376	Matt Wait vs. Florida (9 punts), 1997
375	Jacob Skinner vs. Ole Miss (9 punts), 2003
375	Richie Butler vs. Ole Miss (8 punts), 2000
375	Mike Cooney vs. TCU (9 punts), 1959
373	Cary Stockdell vs. Texas A&M (9 punts), 1968
370	Matt Wait vs. Florida (9 punts), 1996
367	Jeremy Davis vs. Auburn (9 punts), 2007

SEASON:

2,938	Pete Raether (68 for 43.2 avg.), 1992
2,935	Matt Wait (70 for 41.9 avg.), 1997
2,848	Richie Butler (67 for 42.5 avg.), 2001
2,836	Pete Raether (65 for 43.6 avg.), 1991
2,797	Steve Little (63 for 44.4 avg.), 1976
2,784	Richie Butler (65 for 42.8 avg.), 2000
2,777	Matt Wait (69 for 40.3 avg.), 1996
2,715	Richie Butler (69 for 39.3 avg.), 2002
2,460	Jeremy Davis (57 for 41.1 avg.), 2008
2,451	Brad Taylor (60 for 40.9 avg.), 1982
2,448	Kay Eakin (64 for 38.3 avg.), 1939
2,436	Bruce Lahay (63 for 38.7 avg.), 1981
2,377	Lamar McHan (64 for 37.1 avg.), 1951
2,359	Dylan Breeding (61 for 38.7 avg.), 2009
2,327	Jacob Skinner (61 for 38.1 avg.), 2006
2,316	Louis Schaufele (60 for 38.0 avg.), 1950
2,313	Greg Horne (49 for 47.2 avg.), 1986

CAREER:

10,177	Matt Wait (251 for 40.5 avg.), 1994-97
9,546	Richie Butler (231 for 41.3 avg.), 1999-2002
8,000	Greg Horne (180 for 44.4 avg.), 1983-86
7,554	Jacob Skinner (192 for 39.3 avg.), 2003-06
6,743	Pete Raether (157 for 42.9 avg.), 1990-92
5,842	Jeremy Davis (142 for 41.1 avg.), 2004-08
5,504	Lamar McHan (145 for 38.0 avg.), 1951-53
5,250	Kay Eakin (133 for 39.5 avg.), 1937-39
5,227	Jacob Skinner (131 for 39.9 avg.), 2003-06
5,011	Bruce Lahay (129 for 38.8 avg.), 1978-79, 81
4,924	Steve Little (111 for 44.4 avg.), 1974-77
4,673	Louis Schaufele (121 for 38.6 avg.), 1948-50
4,571	Dylan Breeding (113 for 40.5 avg.), 2009-Present
4,415	Bobby Nix (112 for 39.4 avg.), 1963-65

PUNTING AVERAGE

GAME: (min 2 punts):

70.0	Steve Cox vs. Texas (2 punts), 1980
59.0	Allen Meacham vs. Baylor (2 punts), 1988
57.8	Pete Raether vs. Texas Tech (4 punts), 1991
56.5	Mike Kirkland vs. Texas Tech (2 punts), 1972
54.6	Greg Horne vs. Texas Tech (3 punts), 1983
54.5	Gerald Nesbitt vs. SMU (2 punts), 1957
53.5	Richie Butler vs. Boise State (4 punts), 2000
53.2	Pete Raether vs. Georgia (6 punts), 1992
52.5	Greg Horne vs. TCU (2 punts), 1986

52.3	Brad Taylor vs. New Mexico (4 punts), 1983
52.0	Jeremy Davis vs. Auburn (4 punts), 2008
52.0	Gerald Nesbitt vs. Rice (2 punts), 1957
52.0	Lamar McHan vs. Oklahoma State (4 punts), 1953

SEASON: (min 4 punts per game):

47.2	Greg Horne (49 for 2313 yards), 1986
46.5	Steve Cox (47 for 2186 yards), 1980
44.4	Steve Little (63 for 2797 yards), 1976
44.3	Steve Little (48 for 2127 yards), 1977
43.8	Greg Horne (51 for 2234 yards), 1984
43.6	Pete Raether (65 for 2836 yards), 1991
43.2	Jeremy Davis (57 for 2460 yards), 2008
43.2	Pete Raether (68 for 2938 yards), 1992
42.8	Richie Butler (65 for 2784 yards), 2000
42.6	Greg Horne (54 for 2301 yards), 1985
42.5	Dylan Breeding (52 for 2212 yards), 2010
42.5	Richie Butler (67 for 2848 yards), 2001
41.9	Matt Wait (70 for 2935 yards), 1997
41.8	Jacob Skinner (50 for 2091 yards), 2005
41.7	Harold Cox (42 for 1745 yards), 1943
41.6	Allen Meacham (53 for 2203 yards), 1988
41.4	Kay Eakin (41 for 1688 yards), 1938

CAREER: (min 85 punts):

45.2	Steve Cox (89 for 4026 yards), 1979-80
44.4	Greg Horne (180 for 8000 yards), 1983-86
44.4	Steve Little (111 for 4924 yards), 1974-77
42.9	Pete Raether (157 for 6743 yards), 1990-92
41.7	Brad Taylor (99 for 4131 yards), 1981-83
41.3	Richie Butler (231 for 9546 yards), 1999-2002
41.1	Jeremy Davis (142 for 5842 yards), 2004-08
40.5	Dylan Breeding (113 for 4571 yards), 2009-Present
40.5	Matt Wait (251 for 10177 yards), 1994-97
39.9	Jacob Skinner (131 for 5227 yards), 2003-06
39.9	Allen Meacham (92 for 3675 yards), 1987-89
39.8	Cary Stockdell (107 for 4144 yards), 1968-69

LONGEST PUNTS

86	Steve Cox vs. Texas, 1986
83	Pete Raether vs. USL, 1991
83	Harold Cox vs. SMU, 1943
81	Lamar McHan vs. Texas, 1951
81	Kay Eakin vs. TCU, 1938
80	Allen Meacham vs. Baylor, 1988
79	Richie Butler vs. Alabama, 2002
79	Jack Robbins vs. TCU, 1937
78	Gerald Nesbitt vs. SMU, 1955
78	Louis Schaufele vs. William & Mary, 1948
78	Louis Schaufele vs. Texas A&M, 1948
77	David Jones vs. Baylor, 1942

RECORDS: Individual Records - Punting

RAZORBACK

PUNT RETURNS

GAME:

9	Ken Hatfield vs. Rice (89 yards), 1964
8	Bobby Joe Edmonds vs. Ole Miss (53 yards), 1985
8	Gary Anderson vs. Texas Tech (130 yards), 1979
7	Jack Morris vs. North Texas (146 yards), 1971
7	Gary Adams vs. TCU (59 yards), 1968
7	Gary Adams vs. TCU (91 yards), 1967
7	Gary Adams vs. Oklahoma State (33 yards), 1967
7	Lance Alworth vs. Tulsa (136 yards), 1961

SEASON:

40	Bobby Joe Edmonds (466 yards), 1985
36	Orlando Watters (290 yards), 1992
36	Vaughn Lusby (294 yards), 1977
34	Gary Anderson (286 yards), 1979
31	Ken Hatfield (518 yards), 1964
29	Gary Anderson (222 yards), 1982
29	Gary Anderson (252 yards), 1981
29	Vaughn Lusby (161 yards), 1976
28	DeCori Birmingham (342 yards), 2002
28	Orlando Watters (157 yards), 1993
28	Gary Adams (290 yards), 1967
28	Lance Alworth (336 yards), 1961

CAREER:

115	Gary Anderson (1004 yards), 1979-82
93	Bobby Joe Edmonds (959 yards), 1982-85
86	Vaughn Lusby (625 yards), 1974, 76-78
78	Tim Horton (657 yards), 1986-89
72	Ken Hatfield (1153 yards), 1962-64
64	Orlando Watters (447 yards), 1991-93
53	Marvin Jackson (594 yards), 2001, 03
52	DeCori Birmingham (546 yards), 2001-04
51	Lance Alworth (690 yards), 1959-61
49	Gary Adams (505 yards), 1966-68
45	Aubrey Fowler (642 yards), 1946-47

PUNT RETURN YARDAGE

GAME:

146	Jack Morris vs. North Texas State (7 returns), 1971
136	Lance Alworth vs. Tulsa (7 returns), 1961
134	Terry Stewart vs. Wichita State (4 returns), 1969
130	Gary Anderson vs. Texas Tech (8 returns), 1979
120	Joe Adams vs. Ole Miss (3 returns), 2010
104	Marvin Jackson vs. Kentucky (4 returns), 2003
104	Orlando Watters vs. South Carolina (5 returns), 1992
102	Marvin Jackson vs. New Mexico St. (3 returns), 2003
102	Michael James vs. SMU (2 returns), 1991
101	Vaughn Lusby vs. Houston (6 returns), 1977
100	Gary Adams vs. Rice (4 returns), 1967

SEASON:

518	Ken Hatfield (31 returns), 1964
466	Bobby Joe Edmonds (40 returns), 1985
395	Aubrey Fowler (23 returns), 1947
375	Martine Bercher (24 returns), 1966
350	Ken Hatfield (21 returns), 1963
342	DeCori Birmingham (28 returns), 2002
336	Lance Alworth (28 returns), 1961
329	Marvin Jackson (26 returns), 2003
307	Lance Alworth (18 returns), 1960
294	Bobby Joe Edmonds (25 returns), 1984
294	Vaughn Lusby (36 returns), 1977

CAREER:

1153	Ken Hatfield (72 returns), 1962-64
1004	Gary Anderson (115 returns), 1979-82
959	Bobby Joe Edmonds (93 returns), 1982-85
690	Lance Alworth (51 returns), 1959-61
657	Tim Horton (78 returns), 1986-89
642	Aubrey Fowler (45 returns), 1946-47
625	Vaughn Lusby (86 returns), 1974, 76-78
594	Marvin Jackson (53 returns), 2001, 03
594	Johnny Cole (39 returns), 1950-52
546	DeCori Birmingham (52 returns), 2001-04
505	Gary Adams (49 returns), 1966-68



Ken Hatfield averaged a school-record 16.01 yards per punt return from 1962-64, and this 81 yarder at Texas helped the Razorbacks win the 1964 national championship.

PUNT RETURN AVERAGE

SEASON: (min. 15):

18.31	Johnny Cole (16 for 293 yards), 1950
17.17	Aubrey Fowler (23 for 395 yards), 1947
17.06	Lance Alworth (18 for 307 yards), 1960
16.71	Ken Hatfield (31 for 518 yards), 1964
16.67	Ken Hatfield (21 for 350 yards), 1963
15.63	Martine Bercher (24 for 375 yards), 1966
15.56	Joe Adams (16 for 249 yards), 2010
15.53	Johnny Cole (15 for 233 yards), 1951
14.32	Michael James (19 for 272 yards), 1991
14.27	Dean Pryor (15 for 214 yards), 1950
14.25	Ken Hatfield (20 for 285 yards), 1962
13.57	Jack Brasuell (21 for 285 yards), 1965

CAREER: (min 25):

16.01	Ken Hatfield (72 for 1153 yards), 1962-64
15.63	Johnny Cole (38 for 594 yards), 1950-52
15.32	Martine Bercher (25 for 383 yards), 1965-66
14.27	Aubrey Fowler (45 for 642 yards), 1946-47
13.53	Lance Alworth (51 for 690 yards), 1959-61
12.92	Dean Pryor (25 for 323 yards), 1950-52
11.21	Marvin Jackson (53 for 594 yards), 2001, 03
10.50	DeCori Birmingham (52 for 546 yards), 2001-04
10.31	Bobby Joe Edmonds (93 for 959 yards), 1982-85
10.31	Gary Adams (49 for 505 yards), 1966-68
9.97	Michael James (29 for 289 yards), 1989-91
9.81	Marvin Jackson (27 for 265 yards), 2001
8.73	Gary Anderson (115 for 1004 yards), 1979-82
8.73	Jack Morris (26 for 227 yards), 1970-71

KICKOFF RETURNS

GAME:

8	Cobi Hamilton vs. Auburn (142 yards), 2010
7	Fred Talley vs. Boise State (135 yards), 2000
6	Dennis Johnson vs. LSU (103 yards), 2008
6	Dennis Johnson vs. Texas (150 yards), 2008
6	Dennis Johnson vs. Alabama (142 yards), 2008
6	DeCori Birmingham vs. Alabama (197 yards), 2002
6	Steven Harris vs. Ole Miss (124 yards), 2000
6	Rod Stinson vs. Tennessee (109 yards), 1999
6	Donnie Centers vs. Baylor (145 yards), 1986
6	Carl Miller vs. SMU (111 yards), 1984
5	Lance Ray vs. Mississippi State (112 yards), 2010
5	Dennis Johnson vs. Ole Miss (122 yards), 2009
5	Dennis Johnson vs. Florida (124 yards), 2009
5	Felix Jones vs. Auburn (117 yards), 2005
5	Hubert Loudermilk vs. Alabama (82 yards), 2001
5	Lawrence Richardson vs. Alabama (71 yards), 2001
5	Steven Harris vs. Tennessee (117 yards), 2000
5	Orlando Watters vs. Auburn (102 yards), 1993
5	Orlando Watters vs. Alabama (111 yards), 1993
5	Ron Dickerson vs. Auburn (114 yards), 1992
5	Tracy Caldwell vs. TCU (100 yards), 1990
5	Barry Foster vs. Houston (109 yards), 1989
5	Carl Miller vs. Texas (127 yards), 1984
5	Lance Alworth vs. Texas (90 yards), 1961

SEASON:

41	Dennis Johnson (905 yards), 2008
40	Dennis Johnson (1031 yards), 2009
28	DeCori Birmingham (638 yards), 2002
25	Cedric Washington (497 yards), 2003
23	Lance Ray (518 yards), 2010
23	Felix Jones (554 yards), 2006
23	Barry Foster (445 yards), 1988
22	Felix Jones (652 yards), 2007
22	Jon Richardson (501 yards), 1972
20	Steven Harris (420 yards), 2000
20	Ron Dickerson (497 yards), 1992
20	Barry Foster (445 yards), 1989
20	Derek Holloway (419 yards), 1981

CAREER:

84	Dennis Johnson (2014 yards), 2008-Present
62	Felix Jones (1749 yards), 2005-07
61	DeCori Birmingham (1321 yards), 2001-04
55	Derek Holloway (1209 yards), 1979-82
51	Barry Foster (1008 yards), 1987-89
43	Carl Miller (1016 yards), 1983-85
38	Darren McFadden (926 yards), 2005-07
36	Cedric Washington (701 yards), 2003-06
35	Jon Richardson (780 yards), 1970-72
31	Ron Dickerson (776 yards), 1989-92
31	Lance Alworth (740 yards), 1959-61
24	Steven Harris (490 yards), 2000-04
24	Donnie Stone (518 yards), 1956-58

KICKOFF RETURN YARDAGE

GAME:

197	DeCori Birmingham vs. Alabama (6 returns), 2002
152	Derek Holloway vs. Houston (4 returns), 1980
150	Dennis Johnson vs. Texas (6 returns), 2008
147	Felix Jones vs. Southern California (4 returns), 2005
146	Carl Miller vs. Baylor (3 returns), 1983
145	Dennis Johnson vs. Auburn (3 returns), 2009
145	Donnie Centers vs. Baylor (6 returns), 1986
144	Felix Jones vs. Troy (3 returns), 2007
142	Cobi Hamilton vs. Auburn (8 returns), 2010
142	Dennis Johnson vs. Alabama (6 returns), 2008
138	Thomas Brown vs. Vanderbilt (3 returns), 1978
135	Fred Talley vs. Boise State (7 returns), 2000
127	Carl Miller vs. Texas (5 returns), 1984
126	Lance Ray vs. Vanderbilt (4 returns), 2010
124	Dennis Johnson vs. Ole Miss (5 returns), 2009
124	Dennis Johnson vs. Florida (5 returns), 2009
124	Steven Harris vs. Ole Miss (6 returns), 2000
121	Jack Brasuell vs. Texas (3 returns), 1963
117	Felix Jones vs. Auburn (5 returns), 2005
117	Steven Harris vs. Tennessee (5 returns), 2000
116	DeCori Birmingham vs. LSU (4 returns), 2001
116	Freddie Bradley vs. TCU (3 returns), 1991


SEASON:

1031	Dennis Johnson (40 returns), 2009
905	Dennis Johnson (41 returns), 2008
652	Felix Jones (22 returns), 2007
638	DeCori Birmingham (28 returns), 2002
554	Felix Jones (23 returns), 2006
543	Felix Jones (17 returns), 2005
518	Lance Ray (23 returns), 2010
501	Jon Richardson (22 returns), 1972
497	Cedric Washington (25 returns), 2003
497	Ron Dickerson (20 returns), 1992
445	Barry Foster (20 returns), 1989
445	Barry Foster (23 returns), 1988
428	Lance Alworth (14 returns), 1960
420	Steven Harris (20 returns), 2000
419	Derek Holloway (20 returns), 1981
416	Lawrence Richardson (18 returns), 2001

CAREER:

2,014	Dennis Johnson (84 returns), 2008-Present
1,749	Felix Jones (62 returns), 2005-07
1,321	DeCori Birmingham (61 returns), 2001-04
1,209	Derek Holloway (55 returns), 1979-82
1,016	Carl Miller (43 returns), 1982-85
1,008	Barry Foster (51 returns), 1987-89
926	Darren McFadden (38 returns), 2005-07
780	Jon Richardson (35 returns), 1970-72
776	Ron Dickerson (31 returns), 1989-92
740	Lance Alworth (31 returns), 1959-61

FOOTBALL



Felix Jones holds the top two spots for season kickoff return average.

KICKOFF RETURN AVERAGE

SEASON: (min 13):

31.94	Felix Jones (17 for 543 yards), 2005
29.64	Felix Jones (22 for 652 yards), 2007
25.78	Dennis Johnson (40 for 1031 yards), 2009
25.31	Jack Brasuell (13 for 329 yards), 1963
24.85	Ron Dickerson (20 for 497 yards), 1992
24.09	Felix Jones (23 for 554 yards), 2006
23.94	Derek Holloway (17 for 407 yards), 1980
23.60	Thomas Brown (15 for 354 yards), 1978
23.43	Lance Alworth (14 for 328 yards), 1960
23.29	Carl Miller (14 for 326 yards), 1985
23.11	Lawrence Richardson (18 for 416 yards), 2001
23.08	Lance Alworth (13 for 300 yards), 1961
22.79	DeCori Birmingham (28 for 638 yards), 2002
22.78	Jon Richardson (22 for 501 yards), 1972

CAREER: (min 20):

28.21	Felix Jones (62 for 1749 yards), 2005-07
26.14	Dickey Morton (22 for 575 yards), 1971-73
25.03	Ron Dickerson (31 for 776 yards), 1989-92
24.40	Darren McFadden (38 for 926 yards), 2005-07
23.98	Dennis Johnson (84 for 2014 yards), 2008-Present
23.87	Lance Alworth (31 for 740 yards), 1959-61
23.63	Carl Miller (43 for 1016 yards), 1983-85
22.48	David Dickey (21 for 472 yards), 1966-68
22.29	Jon Richardson (35 for 780 yards), 1970-72
21.98	Derek Holloway (55 for 1209 yards), 1979-82
21.66	DeCori Birmingham (61 for 1321 yards), 2001-04
21.58	Donnie Stone (24 for 518 yards), 1956-58
21.57	Jack Brasuell (23 for 496 yards), 1963-65

TOTAL RETURNS

GAME:

9	Bobby Joe Edmonds vs. Ole Miss (8 PR, 1 KR), 1985
9	Ken Hatfield vs. Rice (9 PR, 0 KR), 1964
8	Cobi Hamilton at Auburn (0 PR, 8 KR), 2010
8	DeCori Birmingham vs. Alabama (2 PR, 6 KR), 2002
8	Gary Anderson vs. Texas Tech (8 PR, 0 KR), 1979
8	Mike Higgins vs. Ole Miss (4 PR, 1 KR), 1994
7	DeCori Birmingham vs. Kentucky (3 PR, 4 KR), 2002
7	Fred Talley vs. Boise State (0 PR, 7 KR), 2000
7	Orlando Watters vs. Auburn (2 PR, 5 KR), 1993
7	Orlando Watters vs. Alabama (2 PR, 5 KR), 1993
7	Pat Burris vs. Baylor (2 PR, 5 KR), 1990
7	Jack Morris vs. North Texas (7 PR, 0 KR), 1971
7	Lance Alworth vs. Tulsa (7 PR, 0 KR), 1961
7	Gary Adams vs. TCU (7 PR, 0 KR), 1968
7	Gary Adams vs. TCU (7 PR, 0 KR), 1967
7	Gary Adams vs. Oklahoma State (7 PR, 0 KR), 1967

SEASON:

56	DeCori Birmingham (28 PR, 28 KR), 2002
50	Gary Anderson (34 PR, 16 KR), 1979
46	Orlando Watters (28 PR, 18 KR), 1993
43	Ken Hatfield (31 PR, 12 KR), 1964
41	Dennis Johnson (0 PR, 41 KR), 2008
41	Bobby Joe Edmonds (40 PR, 1 KR), 1985
41	Lance Alworth (28 PR, 13 KR), 1961
40	Dennis Johnson (0 PR, 40 KR), 2009
37	Orlando Watters (36 PR, 1 KR), 1992
36	Vaughn Lusby (36 PR, 0 KR), 1977
32	Gary Anderson (29 PR, 3 KR), 1982
32	Gary Anderson (29 PR, 3 KR), 1981
32	Lance Alworth (18 PR, 14 KR), 1960

CAREER:

137	Gary Anderson (115 PR, 22 KR), 1979-82
113	DeCori Birmingham (52 PR, 61 KR), 2001-04
96	Bobby Joe Edmonds (93 PR, 3 KR), 1982-85
91	Vaughn Lusby (86 PR, 5 KR), 1974, 76-78
91	Ken Hatfield (72 PR, 19 KR), 1962-64
84	Dennis Johnson (0 PR, 84 KR), 2008-Present
83	Orlando Watters (64 PR, 19 KR), 1991-92
82	Lance Alworth (51 PR, 31 KR), 1959-61
80	Tim Horton (78 PR, 2 KR), 1986-89
63	Felix Jones (1 PR, 62 KR), 2005-07
59	Derek Holloway (4 PR, 55 KR), 1979-82

TOTAL RETURN YARDAGE

GAME:

219	DeCori Birmingham vs. Alabama (8 returns), 2002
152	Derek Holloway vs. Houston (4 returns), 1980
150	Dennis Johnson vs. Texas (6 returns), 2008
147	Felix Jones vs. Southern California (4 returns), 2005
146	Carl Miller vs. Baylor (3 returns), 1983
146	Jack Morris vs. North Texas (7 returns), 1971
145	Dennis Johnson vs. Auburn (3 returns), 2009
145	Donnie Centers vs. Baylor (6 returns), 1986
144	Felix Jones vs. Troy (3 returns), 2007
143	Orlando Watters vs. South Carolina (6 returns), 1992
142	Cobi Hamilton vs. Auburn (8 returns), 2010
142	Dennis Johnson vs. Alabama (6 returns), 2008

138	Thomas Brown vs. Vanderbilt (3 returns), 1978
136	Lance Alworth vs. Tulsa (7 returns), 1961
135	Fred Talley vs. Boise State (7 returns), 2000
134	Terry Stewart vs. Wichita State (4 returns), 1969
130	DeCori Birmingham vs. Miss. State (5 returns), 2002
130	Gary Anderson vs. Texas Tech (8 returns), 1979

SEASON:

1,031	Dennis Johnson (40/1031 KR), 2009
980	DeCori Birmingham (28/342 PR, 28/638 KR), 2002
905	Dennis Johnson (41/905 KR), 2008
771	Ken Hatfield (31/518 PR, 12/253 KR), 1964
652	Felix Jones (22/652 KR), 2007
636	Lance Alworth (28/336 PR, 13/300 KR), 1961
635	Lance Alworth (18/307 PR, 14/328 KR), 1960
629	Gary Anderson (34/286 PR, 16/343 KR), 1979
554	Felix Jones (23/554 KR), 2006
554	Felix Jones (1/11 PR, 17/543 KR), 2005
549	Orlando Watters (28/157 PR, 18/392 KR), 1993
518	Lance Ray (23/518 KR), 2010
497	Ron Dickerson (20/497 KR), 1992
485	Bobby Joe Edmonds (40/466 PR, 1/19 KR), 1985
483	Ken Hatfield (20/285 PR, 7/198 KR), 1962

CAREER:

2,014	Dennis Johnson (0/0 PR, 84/2014 KR), 2008-Present
1,867	DeCori Birmingham (52/546 PR, 61/1321 KR), 2001-04
1,760	Felix Jones (1/11 PR, 62/1749 KR), 2005-07
1,604	Ken Hatfield (72/1153 PR, 19/451 KR), 1962-64
1,461	Gary Anderson (115/1004 PR, 22/457 KR), 1979-82
1,430	Lance Alworth (51/690 PR, 31/740 KR), 1959-61
1,253	Derek Holloway (4/44 PR, 55/1209 KR), 1979-82
1,203	Bobby Joe Edmonds (93/959 PR, 3/61 KR), 1982-85
1,016	Carl Miller (43/1016 KR), 1983-85
1,008	Barry Foster (51/1008 KR), 1987-89



Dennis Johnson ranks fifth all-time at Arkansas with his career kickoff return average of 23.98.

RECORDS: Individual Records - Returns

RAZORBACK



Wayne "Thumper" Harris set the school single-season record with 174 tackles in 1960.



Anthony Leon opened the 2010 season with four tackles for loss, the most for a Razorback since the 2006 season.



Wayne Martin recorded a school-record 25.5 career quarterback sacks from 1985-88.

RECORDS: Individual Records - Defense

TACKLES

GAME:

- 29 Ronnie Caveness vs. Texas, 1963
- 25 Ronnie Caveness vs. Texas, 1964
- 24 Cliff Powell vs. Texas, 1969
- 23 Ronnie Caveness vs. Missouri, 1963
- 22 Ken Hamlin vs. Troy State, 2002
- 22 Quinton Caver vs. Alabama, 2000
- 22 Loyd Phillips vs. Tulsa, 1965
- 21 William Hampton vs. Oklahoma State, 1977
- 21 Ronnie Caveness vs. Baylor, 1963
- 20 Jerry Franklin vs. Mississippi State, 2010
- 20 Tony Bua vs. Georgia, 2001
- 20 Jermaine Petty vs. Ole Miss, 2001
- 20 LaSalle Harper vs. UCLA, 1989*
- 19 Caleb Miller vs. Kentucky, 2003
- 19 Ken Hamlin vs. Tennessee, 2001
- 19 Nick Miller vs. Ole Miss, 1984
- 19 Larry Jackson vs. Oklahoma State, 1977
- 19 Larry Jackson vs. Tulsa, 1976
- 19 Lynn Garner vs. SMU, 1968
- 19 Jim Williams vs. Texas, 1965
- 19 Loyd Phillips vs. Texas, 1965
- 18 Sam Olajubutu vs. Auburn, 2005
- 18 Cliff Powell vs. Texas A&M, 1968
- 18 Lynn Garner vs. Texas Tech, 1967

*1989 Cotton Bowl

SEASON:

- 174 Wayne Harris (62 UT, 112 AT), 1960
- 159 Ken Hamlin (97 UT, 62 AT), 2002
- 155 Ronnie Caveness (87 UT, 68 AT), 1964
- 154 Cliff Powell (72 UT, 82 AT), 1968
- 154 Ronnie Caveness (34 UT, 120 AT), 1963
- 140 Jermaine Petty (80 UT, 60 AT), 2001
- 140 Rickey Williams (87 UT, 53 AT), 1987
- 136 Mick Thomas (74 UT, 62 AT), 1990
- 134 Cliff Powell (70 UT, 64 AT), 1969
- 133 Caleb Miller (84 UT, 49 AT), 2003
- 131 Tony Bua (77 UT, 54 AT), 2002
- 129 Jon Rhiddlehoover (81 UT, 48 AT), 1974
- 128 Danny Rhodes (73 UT, 55 AT), 1974
- 126 Tony Bua (75 UT, 51 AT), 2003

CAREER:

- 408 Tony Bua (248 UT, 160 AT), 2000-03
- 381 Ken Hamlin (221 UT, 160 AT), 2000-02
- 372 Sam Olajubutu (223 UT, 149 AT), 2003-06
- 368 Caleb Miller (232 UT, 136 AT), 2000-03
- 367 Cliff Powell (172 UT, 195 AT), 1967-69
- 357 Ronnie Caveness (133 UT, 224 AT), 1962-64
- 343 Rickey Williams (210 UT, 133 AT), 1984-87
- 335 Bert Zinamon (175 UT, 160 AT), 1980-83
- 330 Mick Thomas (186 UT, 144 AT), 1989-91
- 330 Lynn Garner (141 UT, 189 AT), 1967-69
- 329 Darwin Ireland (173 UT, 156 AT), 1990-93
- 309 Larry Jackson (199 UT, 110 AT), 1976-78
- 305 Mark Smith (167 UT, 138 AT), 1993-96
- 304 Loyd Phillips (163 UT, 141 AT), 1964-66
- 299 Billy Ray Smith Jr. (195 UT, 104 AT), 1979-82

TACKLES FOR LOSS

GAME:

- 5 Jermaine Brooks vs. Auburn, 2001
- 5 Henry Ford vs. Memphis, 1993
- 5 Mark Smith vs. Alabama, 1993
- 5 Wayne Martin vs. Mississippi, 1988
- 4.5 Desmond Sims vs. South Carolina, 2005
- 4 Anthony Leon vs. Tennessee Tech, 2010
- 4 Jamaal Anderson vs. Wisconsin, 2007*
- 4 Jeb Huckeba vs. Georgia, 2004
- 4 Jermaine Petty vs. Mississippi State, 2001
- 4 Henry Ford vs. Texas, 1991
- 4 Wayne Martin vs. Pacific, 1988
- 4 Rickey Williams vs. Baylor, 1987

*2007 Capital One Bowl

SEASON:

- 23 Steven Conley (175 yards), 1995
- 23 Henry Ford (116 yards), 1993
- 20.5 Jamaal Anderson (113 yards), 2006
- 19 Billy Ray Smith Jr. (128 yards), 1981
- 19 Jimmy Walker (125 yards), 1978
- 18 Wayne Martin (110 yards), 1987
- 18 Dan Hampton (62 yards), 1978
- 17 Billy Ray Smith Jr. (86 yards), 1980
- 17 Ray Lee Johnson (89 yards), 1992
- 16 Junior Soli (53 yards), 1995
- 15 Caleb Miller (38 yards), 2003
- 15 Jimmy Walker (87 yards), 1977
- 15 Billy Ray Smith Jr. (85 yards), 1982

CAREER:

- 63 Billy Ray Smith Jr. (343 yards), 1979-82
- 46 Henry Ford (224 yards), 1990-93
- 37 Wayne Martin (189 yards), 1985-88
- 37 Jimmy Walker (216 yards), 1975-78
- 36 Malcolm Sheppard (124 yards), 2006-09
- 36 Caleb Miller (116 yards), 2000-03
- 36 Johnnie Meadors (157 yards), 1974-76
- 35 Steven Conley (251 yards), 1992-95
- 33 Jeb Huckeba (92 yards), 2001-04
- 32.5 Jamaal Anderson (172 yards), 2004-06
- 32 Marcus Adair (185 yards), 1993-95
- 32 Dan Hampton (143 yards), 1975-78
- 30 Randy Garner (137 yards), 1997-2000
- 30 Quinton Caver (113 yards), 1997-2000
- 29 Adrian Davis (170 yards), 2006-09
- 29 Carlos Hall (122 yards), 1998-2001
- 29 Melvin Bradley (130 yards), 1995-98
- 28 Geno Bell (97 yards), 1993-95, 97
- 28 Ray Lee Johnson (136 yards), 1990-92
- 27 Owen Kelly (119 yards), 1989-92

SACKS

GAME:

- 5 Wayne Martin vs. Ole Miss, 1988

SEASON:

- 14 Steven Conley, 1995
- 14 Henry Ford, 1993
- 13.5 Jamaal Anderson (95 yards), 2006
- 13 Wayne Martin, 1988
- 11 Ray Lee Johnson, 1992
- 8.5 Antwain Robinson, 2006
- 8 Henry Ford, 1991
- 7 Jake Bequette (36 yards), 2010
- 7 C.J. McLain, 1998
- 7 Melvin Bradley 1996
- 7 Marcus Adair, 1994
- 7 Steven Conley, 1994
- 7 Marcus Adair, 1993
- 7 Scott Long, 1989
- 7 Ron Faurot, 1983
- 6.5 Jerry Franklin (45 yards), 2010
- 6.5 Jeb Huckeba, 2004
- 6.5 Wayne Martin, 1987

CAREER:

- 25.5 Wayne Martin, 1985-88
- 25 Henry Ford, 1990-93
- 21 Steven Conley, 1992-95
- 19 Marcus Adair, 1993-95
- 18 Scott Long, 1989-92
- 17.5 Jamaal Anderson (128 yards), 2004-06
- 16 Ray Lee Johnson, 1990-92
- 15 Melvin Bradley, 1995-98
- 14.5 Randy Garner, 1997-2000
- 13.5 Jake Bequette (77 yards), 2008-Present
- 13.5 Adrian Davis, 2006-09
- 13 C.J. McLain, 1995-98
- 13 Michael Shepherd, 1986-89
- 12.5 Chad Rolen, 1987-90
- 12 Carlos Hall, 1998-2001
- 11 Kerry Crawford, 1985-88
- 11 Owen Kelly, 1989-92
- 11 Geno Bell, 1993-95, 97

FOOTBALL

INTERCEPTIONS

GAME:

5	Wear Schoonover vs. Texas A&M, 1929
3	Michael Grant vs. Louisiana-Monroe (0 yards), 2006
3	David Hogue vs. SMU (20 yards), 1970
3	Louis Campbell vs. Tennessee (12 yards), 1971***
3	Billy Moore vs. SMU (4 yards), 1961
3	Kay Eakin vs. SMU (0 yards), 1937
2	Rashaad Johnson vs. Florida Int. (5 yards), 2007
2	Matterral Richardson vs. Ole Miss (1 yard), 2007
2	Chris Houston vs. Mississippi State (129 yards), 2006
2	Lerinezo Robinson vs. Louisiana-Monroe (29 yards), 2004
2	Bo Mosley vs. Mississippi State (7 yards), 2003
2	Lawrence Richardson vs. Miss. St. (9 yards), 2002
2	Ken Hamlin vs. Louisiana-Lafayette (4 yards), 2002
2	Spencer Brown vs. South Carolina (7 yards), 1995
2	Dean Peevy vs. LSU (-3 yards), 1992
2	Michael James vs. Houston (75 yards 1 TD), 1991
2	Curtis Banks vs. SMU (13 yards), 1991
2	Patrick Williams vs. Houston (10 yards), 1988
2	Steve Atwater vs. Hawaii (37 yards), 1987
2	Charles Washington vs. Houston (32 yards), 1986
2	Richard Brothers vs. Ole Miss (17 yards), 1986
2	Kevin Wyatt vs. Houston (14 yards), 1984
2	Kevin Evans vs. SMU (32 yards), 1979
2	Kevin Evans vs. UCLA (12 yards), 1978****
2	Floyd Hogan vs. USC (92 yards), 1974
2	Louis Campbell vs. Baylor, 1972
2	Louis Campbell vs. Rice, 1971
2	Mike Davis vs. Baylor, 1971
2	Louis Campbell vs. TCU (61 yards 1 TD), 1971
2	Bobby Field vs. Texas Tech (45 yards), 1969
2	Jerry Moore vs. Georgia (4 yards), 1969**
2	Tommy Dixon vs. Texas Tech, 1968
2	Jerry Moore vs. Texas Tech, 1968
2	Tommy Trantham vs. Rice (53 yards), 1967
2	Tommy Trantham vs. Rice (78 yards), 1965
2	Ken Hatfield vs. Nebraska, 1965*
2	Gerald Nesbitt vs. SMU (50 yards), 1966

* 1965 Cotton Bowl || **1969 Sugar Bowl
1971 Liberty Bowl || *1978 Fiesta Bowl

SEASON:

10	Jim Rinehart (106 yards, 0 TD), 1949
7	Louis Campbell (86 yards, 1 TD), 1971
7	Gary Adams (93 yards, 0 TD), 1966
6	Orlando Watters (185 yards, 2 TD), 1993
6	Patrick Williams (57 yards, 1 TD), 1988
6	David Hogue (45 yards, 1 TD), 1970
6	Tommy Trantham (104 yards, 0 TD), 1967
6	George Walker (90 yards, 0 TD), 1954
5	Jerrell Norton (174 yards, 1TD), 2007
5	Zac Painter (36 yards, 0 TD), 1998
5	Marcus Campbell (52 yards, 0 TD), 1996
5	Spencer Brown (43 yards, 0 TD), 1995
5	Dean Peevy (37 yards, 0 TD), 1992
5	Michael James (75 yards, 1 TD), 1991
5	Charles Washington (32 yards, 0 TD), 1986
5	Kevin Wyatt (22 yards, 0 TD), 1984
5	Gary Adams (6 yards, 0 TD), 1968
5	Jerry Moore (104 yards, 1 TD), 1968
5	Billy Bass (58 yards, 0 TD), 1949
5	Louis Schaufele (46 yards, 0 TD), 1949

CAREER:

14	Steve Atwater (99 yards, 1 TD), 1985-88
13	Gary Adams (113 yards, 0 TD), 1966-68
12	Orlando Watters (250 yards, 3 TD), 1991-93
12	Louis Campbell (114 yards, 1 TD), 1970-72
12	Tommy Trantham (300 yards, 0 TD), 1965-67
11	Anthony Cooney (53 yards, 1 TD), 1986-89
10	Charles Washington (36 yards, 0 TD), 1983-86
10	George Walker (130 yards, 0 TD), 1954-57
10	Jim Rinehart (106 yards, 0 TD), 1949-51
10	Louis Schaufele (183 yards, 0 TD), 1948-50
9	Ken Hamlin (66 yards, 0 TD), 2000-02
9	Richard Brothers (76 yards, 0 TD), 1985-87
9	Greg Lasker (155 yards, 0 TD), 1982-85
9	David Hogue (70 yards, 1 TD), 1969-71

INTERCEPTION RETURN YARDS

GAME:

129	Chris Houston vs. Mississippi State (2 int.), 2006
100	Jerrell Norton vs. North Texas (1 int.), 2007
99	Orlando Watters vs. LSU (1 int.), 1993
98	James Skillern vs. Hendrix (1 int.), 1915
96	Wear Schoonover vs. Centenary (1 int.), 1929
94	Jimmy Fryer vs. Texas A&M (1 int.), 1970
93	Danny Walters vs. Houston (1 int.), 1982

LONG PLAY TOUCHDOWNS

RUSHING (YARDS)

99	Broderick Green vs. Eastern Michigan, 2009
90	Billy Moore vs. Tulsa, 1962
89	Ben Cowins vs. Houston, 1976
86	Ralph LaForge vs. Baylor, 1932
85	Felix Jones vs. Southeast Missouri State, 2006
85	Aubrey Fowler vs. SMU, 1946
83	Harry Jones vs. North Texas State, 1965
82	Henry Moore vs. Texas, 1954
81	Michael Smith vs. Florida International, 2007
81	Fred Talley vs. Central Florida, 2001
81	Dickey Morton vs. Baylor, 1973
81	Lamar McHan vs. Oklahoma State, 1951
80	Darren McFadden vs. South Carolina, 2007
80	Darren McFadden vs. LSU, 2006
80	Felix Jones vs. Missouri State, 2005
80	Fred Talley vs. Auburn, 2002
80	Fred Talley vs. Auburn, 2000
80	Barry Foster vs. Miami, 1988
80	Ralph LaForge vs. Baylor, 1932
80	Dick Miller vs. E. Central Okla., 1929
80	Dan Estes vs. SW Missouri St., 1911

PASSING (YARDS)

92	Matt Jones to Richard Smith vs. Tennessee, 2002
89	Ryan Mallett to Jarius Wright vs. Miss. St., 2010
87	Nathan Dick to Lucas Miller vs. Miss St., 2008
87	Clint Stoerner to Anthony Lucas vs. SMU, 1998
87	Jimmy Williams to Derek Russell vs. TCU, 1988
85	Ryan Mallett to Cobi Hamilton vs. LSU, 2010
85	Ryan Mallett to Joe Adams vs. Tennessee Tech, 2010
84	Gordon Long to Alton Baldwin vs. Tulsa, 1946
83	Ryan Mallett to Ronnie Wingo Jr. vs. Troy, 2009
82	Robert Reed to Carl Johnson vs. Tennessee, 1994
81	Ron Calcagni to Donny Bobo vs. NMSU, 1977
80	Ryan Mallett to Cobi Hamilton vs. LSU, 2010
80	Clint Stoerner to Anthony Lucas vs. LSU, 1997
80	Clint Stoerner to Anthony Eubanks vs. LSU, 1997
80	Brad Taylor to Keith Kidd vs. TCU, 1983
80	James Monroe to Richard Bell vs. Tulsa, 1958
79	Robby Hampton to Boo Williams vs. SMSU, 2000
79	Barry Lunney Jr. to J.J. Meadors vs. SMU, 1994
79	Mark Calcagni to James Rouse vs. NMXU, 1985
78	Quinn Groveby to Derek Russell vs. Texas, 1990
77	Greg Thomas to Donnie Centers vs. Rice, 1986
77	Ronny South to Max Peacock vs. Texas Tech, 1967
76	Kevin Scanlon to Bobby Duckworth vs. TT, 1979
75	Ryan Mallett to Greg Childs vs. Florida, 2009
75	Robby Hampton to Boo Williams vs. Boise State, 2000
74	Tom Jones to Gary Anderson vs. Texas Tech, 1982
74	Scott Bull to Mark Douglas vs. TCU, 1974
73	Bill Montgomery to Chuck Dicus vs. TCU, 1969
72	Barry Lunney Jr. to J.J. Meadors vs. Georgia, 1993
72	Jon Brittenum to Harry Jones vs. TCU, 1966
71	Ryan Mallett to Cobi Hamilton vs. Texas A&M, 2010
71	Brad Taylor to Keith Kidd vs. Houston, 1983
70	Casey Dick to Jarius Wright vs. South Carolina, 2008
70	Mitch Mustain to Darren McFadden vs. Miss, 2006
70	Clint Stoerner to Anthony Lucas vs. SMU, 1999
70	Ronny South to David Dickey vs. Texas Tech, 1967
70	Dick Miller to Wear Schoonover vs. Texas SW, 1928

SEASON:

185	Orlando Watters (6 int.), 1993
174	Jerrell Norton (5 int.), 2007
158	Tommy Trantham (4 int.), 1965
129	Chris Houston (3 int.), 2006
106	Jim Rinehart (10 int.), 1949
104	Jerry Moore (5 int.), 1968
104	Tommy Trantham (6 int.), 1967
98	Danny Walters (4 int.), 1981
98	James Skillern (1 int.), 1915
97	Kenoy Kennedy (3 int.), 1999
96	Wear Schoonover (1 int.), 1929
95	Gerald Nesbitt (4 int.), 1956
94	Jimmy Fryer (1 int.), 1970
93	Danny Walters (3 int.), 1982
93	Gary Adams (7 int.), 1966

INTERCEPTION RETURNS (YARDS)

100	Jerrell Norton vs. North Texas, 2007
99	Orlando Watters vs. LSU, 1993
98	James Skillern vs. Hendrix, 1915
96	Wear Schoonover vs. Centenary, 1929
94	Jimmy Fryer vs. Texas A&M, 1970
93	Danny Walters vs. Houston, 1982
92	Stu Berryhill vs. Wichita State, 1966
91	Herman Bagby vs. Oklahoma State, 1923
88	Jermaine Petty vs. Auburn, 2001
87	Chris Houston vs. Mississippi State, 2006
87	Danny Walters vs. Ole Miss, 1981
85	Gary Adams vs. Auburn, 1992
80	Herman Bagby vs. Drury, 1923
77	Tommy Trantham vs. Texas, 1965
76	Jerry Ford vs. Tulsa, 1954
75	Michael James vs. Houston, 1991
75	Winton Kyle vs. LSU, 1929
70	Louis Schaufele vs. Texas A&M, 1950
70	Mel McGaha vs. William & Mary, 1947

PUNT RETURNS (YARDS)

97	Joe Adams vs. Ole Miss, 2010
95	Ken Hatfield vs. Tulsa, 1963
90	Terry Stewart vs. Wichita State, 1970
87	Orlando Watters vs. South Carolina, 1992
81	Ken Hatfield vs. Texas, 1964
80	Gary Anderson vs. Tulane, 1980
80	Ken Hatfield vs. Texas Tech, 1963
79	Gary Adams vs. Baylor, 1968
78	Ken Hatfield vs. Texas Tech, 1964
75	Michael James vs. Texas Tech, 1991
75	Aubrey Fowler vs. North Texas, 1947
74	Marvin Jackson vs. Georgia, 2001
73	Marvin Jackson vs. New Mexico State, 2003
73	George Walker vs. Rice, 1954
71	Orlando Watters vs. Tennessee, 1992
71	Ken Hatfield vs. TCU, 1962
70	Johnny Cole vs. Texas, 1950

KICKOFF RETURNS (YARDS)

100	Felix Jones vs. Ole Miss, 2006
100	Felix Jones vs. Mississippi State, 2005
100	Madre Hill vs. LSU, 1994
100	Carl Miller vs. Baylor, 1983
100	Jim Mooty vs. Hardin-Simmons, 1958
100	Billy Kyser vs. Hardin-Simmons, 1958
100	Boyd Cypert vs. Missouri School of Mines, 1911
100	Boyd Cypert vs. Drury, 1911
99	Oscar Malone vs. Memphis, 1992
98	Lawrence Richardson vs. Weber State, 2001
96	Dennis Johnson vs. Tulsa, 2008
96	Thomas Brown vs. Vanderbilt, 1978
95	Cedric Cobbs vs. Middle Tennessee State, 1999
95	Jack Troxell vs. Tulsa, 1952
95	Ralph LaForge vs. TCU, 1933
93	Derek Holloway vs. Houston, 1980
92	Darren McFadden vs. Mississippi State, 2006
91	Dennis Johnson vs. Missouri State, 2009
90	Felix Jones vs. Troy, 2007
89	Jack Brasuell vs. Texas, 1963
88	Ronnie Underwood vs. LSU, 1955
86	Clyde Scott vs. SMU, 1946

BLOCKED FG RETURN (YARDS)

76	Pierre Brown vs. Mississippi State, 2004
----	--

CAREER:

300	Tommy Trantham (12 int.), 1965-67
250	Orlando Watters (12 int.), 1991-93
191	Danny Walters (7 int.), 1981-82
187	Kenoy Kennedy (5 int.), 1996-99
174	Jerrell Norton (5 int.), 2006-09
155	Greg Lasker (9 int.), 1982-85
129	Chris Houston (3 int.), 2004-06
121	Curtis Banks (8 int.), 1988-91
119	David Barrett (7 int.), 1996-99
113	Gary Adams (13 int.), 1966-68
106	Michael James (8 int.), 1989-91
105	Vickiel Vaughn (7 int.), 2002-05
104	Jerry Moore (5 int.), 1968
102	Muskie Harris (4 int.), 1973-77

RECORDS: Individual Records - Defense / Long Plays

RAZORBACK

RECORDS: Team Records - Yearly Leaders

RUSHING

PLAYER	ATT	YDS	AVG	TD
1945 John Hoffman	139	587	4.3	3
1946 Ken Holland	112	397	3.5	2
1947 Clyde Scott	152	659	4.3	6
1948 Clyde Scott	95	670	7.1	6
1949 Geno Mazzanti, Sr.	123	757	6.2	3
1950 Buddy Rogers, Sr.	118	476	4.0	3
1951 Lamar McHan, So.	127	433	3.4	4
1952 Buddy Sutton, Sr.	100	448	4.5	3
1953 Lamar McHan, Sr.	143	409	2.9	4
1954 Henry Moore, Jr.	153	670	4.4	8
1955 Henry Moore, Sr.	134	701	5.2	3
1956 Gerald Nesbitt, So.	129	663	5.1	7
1957 Gerald Nesbitt, Jr.	145	624	4.3	7
1958 Jim Mooty, Jr.	71	395	5.6	4
1959 Jim Mooty, Sr.	93	519	5.6	5
1960 Lance Alworth, Jr.	106	375	3.5	3
1961 Lance Alworth, Sr.	110	516	4.7	5
1962 Billy Moore, Sr.	131	585	4.5	14
1963 Jim Lindsey, Sr.	130	444	3.4	2
1964 Jack Brasuell, Jr.	173	542	3.1	3
1965 Bobby Burnett, Sr.	232	947	4.1	16
1966 David Dickey, So.	115	447	3.9	8
1967 Russell Cody, So.	95	383	4.0	1
1968 Bill Burnett, So.	207	859	4.1	15
1969 Bill Burnett, Jr.	209	900	4.3	19
1970 Bill Burnett, Sr.	110	445	4.1	12
1971 Dickey Morton, So.	127	831	6.5	5
1972 Dickey Morton, Jr.	242	1188	4.9	6
1973 Dickey Morton, Sr.	226	1298	5.7	5
1974 Ike Forte, Jr.	187	974	5.3	9
1975 Ike Forte, Sr.	174	983	5.6	10
1976 Ben Cowins, So.	183	1162	6.3	7
1977 Ben Cowins, Jr.	220	1192	5.4	14
1978 Ben Cowins, Sr.	188	1006	5.4	6
1979 Roland Sales, Sr.	138	625	4.6	3
1980 James Tolbert, Jr.	140	571	4.1	3
1981 Gary Anderson, Jr.	121	616	5.1	1
1982 Darryl Bowles, Sr.	155	619	4.0	2
1983 Derek Thomas, Fr.	117	432	3.7	4
1984 Marshall Foreman, So.	183	804	4.4	7
1985 James Rouse, Fr.	99	550	5.6	8
1986 Greg Thomas, Jr.	141	461	3.3	8
1987 James Rouse, Jr.	182	1004	5.5	17
1988 Barry Foster, So.	132	660	5.0	8
1989 James Rouse, Sr.	163	895	5.3	7
1990 E.D. Jackson, So.	155	596	3.8	3
1991 E.D. Jackson, Jr.	143	641	4.5	1
1992 E.D. Jackson, Sr.	118	466	4.0	2
1993 Oscar Malone, So.	89	555	6.2	5
1994 Oscar Malone, Jr.	99	597	6.0	3
1995 Madre Hill, So.	307	1387	4.5	15
1996 Oscar Malone, Sr.	197	814	4.1	4
1997 Rod Stinson, Fr.	111	413	3.7	2
1998 Chrys Chukwuma, Jr.	149	870	5.8	8
1999 Cedric Cobbs, Fr.	116	668	5.8	3
2000 Fred Talley, So.	137	768	5.6	5
2001 Fred Talley, Jr.	164	774	4.7	4
2002 Fred Talley, Sr.	197	1119	5.7	2
2003 Cedric Cobbs, Sr.	227	1320	5.8	10
2004 Matt Jones, Sr.	83	622	7.5	6
2005 Darren McFadden, Fr.	176	1113	6.3	11
2006 Darren McFadden, So.	284	1647	5.8	14
2007 Darren McFadden, Jr.	325	1830	5.6	16
2008 Michael Smith, Jr.	207	1072	5.2	8
2009 Broderick Green, So.	104	442	4.2	11
2010 Knile Davis, So.	204	1322	6.5	13

PASSING

PLAYER	CMP	ATT	PCT	TD	INT	YDS
1935 Jack Robbins	95	152	.625	7	7	1219
1936 Jack Robbins	49	107	.458	4	7	583
1937 Jack Robbins	49	130	.377	8	18	554
1938 Kay Eakin	34	111	.306	3	4	467
1939 Kay Eakin	78	193	.404	5	18	962
1945 Bud Canada	24	69	.348	2	3	272
1946 Aubrey Fowler	18	40	.450	—	—	320
1947 Ken Holland	25	46	.543	5	—	360
1948 Gordon Long	32	56	.571	4	4	444
1949 Don Logue, So.	31	79	.392	6	8	379
1950 Jim Rinehart, Jr.	59	139	.424	3	15	756
1951 Lamar McHan, So.	53	135	.393	6	14	724
1952 Lamar McHan, Jr.	55	136	.404	5	17	743
1953 Lamar McHan, Sr.	78	150	.520	8	11	1107
1954 George Walker, So.	45	85	.529	4	9	603
1955 George Walker, Jr.	22	47	.468	2	3	347
1956 Don Christian, So.	18	53	.340	2	0	260
1957 George Walker, Sr.	35	63	.556	4	4	587
1958 James Monroe, Jr.	41	96	.427	3	8	512
1959 James Monroe, Sr.	19	30	.633	3	3	202
1960 George McKinney, Jr.	39	90	.433	9	6	728
1961 George McKinney, Sr.	32	68	.471	6	5	426
1962 Billy Moore, Sr.	51	91	.560	5	2	673
1963 Bill Gray, Jr.	34	79	.430	4	5	483
1964 Fred Marshall, Sr.	50	94	.532	4	8	656
1965 Jon Brittenum, Jr.	75	149	.503	8	7	1103
1966 Jon Brittenum, Sr.	76	143	.531	7	7	1103
1967 Ronny South, Sr.	84	142	.592	11	8	1159
1968 Bill Montgomery, So.	134	234	.573	10	8	1595
1969 Bill Montgomery, Jr.	93	173	.538	9	7	1333
1970 Bill Montgomery, Sr.	110	195	.564	10	9	1662
1971 Joe Ferguson, Jr.	160	271	.590	11	12	2203
1972 Joe Ferguson, Sr.	119	254	.469	9	15	1484
1973 Mike Kirkland, So.	75	151	.497	3	13	990
1974 Scott Bull, Jr.	14	32	.438	3	1	238
1975 Scott Bull, Sr.	33	71	.465	3	6	570
1976 Ron Calcagni, So.	17	57	.300	2	4	366
1977 Ron Calcagni, Jr.	73	137	.533	10	7	1147
1978 Ron Calcagni, Sr.	62	103	.602	4	5	807
1979 Kevin Scanlon, Sr.	92	139	.662	9	6	1212
1980 Tom Jones, So.	93	166	.560	6	8	1161
1981 Brad Taylor, Fr.	53	99	.535	1	4	726
1982 Brad Taylor, So.	59	141	.418	6	9	1073
1983 Brad Taylor, Jr.	139	257	.541	9	8	1837
1984 Brad Taylor, Sr.	82	147	.558	7	11	1166
1985 Mark Calcagni, Sr.	27	47	.574	3	2	561
1986 Greg Thomas, Jr.	67	109	.615	6	1	1032
1987 Quinn Grove, Fr.	38	62	.613	2	4	495
1988 Quinn Grove, So.	62	98	.633	4	3	966
1989 Quinn Grove, Jr.	72	132	.550	5	9	1149
1990 Quinn Grove, Sr.	120	235	.511	18	10	1886
1991 Jason Allen, Fr.	48	102	.471	6	6	603
1992 Barry Lunney Jr., Fr.	91	189	.482	4	5	1015
1993 Barry Lunney Jr., So.	104	202	.515	6	7	1241
1994 Barry Lunney Jr., Jr.	101	183	.552	11	6	1345
1995 Barry Lunney Jr., Sr.	180	292	.616	12	10	2181
1996 Pete Burks, So.	115	224	.513	6	9	1390
1997 Clint Stoerner, So.	173	357	.485	12	13	2347
1998 Clint Stoerner, Jr.	167	312	.535	26	8	2629
1999 Clint Stoerner, Sr.	177	317	.558	19	10	2293
2000 Robby Hampton, So.	145	261	.556	3	8	1548
2001 Zak Clark, So.	88	179	.492	6	4	1000
2002 Matt Jones, So.	122	234	.521	16	8	1592
2003 Matt Jones, Jr.	132	230	.574	18	8	1917
2004 Matt Jones, Sr.	151	264	.572	15	12	2073
2005 Robert Johnson, So.	89	158	.563	5	6	876
2006 Casey Dick, So.	65	132	.492	9	6	991
2007 Casey Dick, Jr.	150	262	.573	18	10	1695
2008 Casey Dick, Sr.	205	357	.574	13	14	2586
2009 Ryan Mallett, So.	225	403	.558	30	7	3624
2010 Ryan Mallett, Jr.	266	411	.647	32	12	3869

RECEIVING

PLAYER	REC	YDS	TD
1929 Wear Schoonover	33	342	7
1936 Jim Benton	35	489	5
1937 Jim Benton	48	814	7
1945 John Hoffman	11	196	0
1946 Clyde Scott	11	183	0
Alton Baldwin	10	213	2
1947 Ross Pritchard	15	266	4
1948 Ross Pritchard	17	311	5
1949 Pat Summerall, So.	17	298	3
1950 Bill Jurney, Jr.	22	335	3
1951 Pat Summerall, Sr.	24	358	3
1952 Lewis Carpenter	19	335	2
1953 Floyd Sagely, Sr.	30	542	3
1954 Preston Carpenter, Jr.	21	234	2
1955 Preston Carpenter, Sr.	11	155	0
1956 Ronnie Underwood, Jr.	7	154	2
1957 Billy Kysar, So.	10	179	1
1958 Charlie Barnes, So.	15	175	2
1959 Steve Butler, Jr.	9	107	2
1960 Jimmy Collier, Jr.	17	356	3
1961 Lance Alworth, Sr.	18	320	3
1962 Jerry Lamb, So.	23	378	4
1963 Jerry Lamb, Jr.	16	240	2
1964 Jim Lindsey, Jr.	24	331	2
1965 Bobby Crockett, Sr.	30	487	3
1966 Tommy Burnett, Sr.	29	401	2
1967 Max Peacock, Sr.	30	468	5
1968 Max Peacock, Sr.	39	497	2
Chuck Dicus, So.	38	589	8
1969 Chuck Dicus, Jr.	42	688	4
1970 Chuck Dicus, Sr.	38	577	4
1971 Mike Reppond, Jr.	56	986	3
1972 Mike Reppond, Sr.	36	475	4
1973 Jack Ettinger, Sr.	28	411	1
1974 Freddie Douglas, Jr.	15	332	3
1975 Freddie Douglas, Sr.	13	232	0
1976 Charles Clay, So.	7	174	1
1977 Donny Bobo, So.	22	454	5
1978 Robert Farrell, Jr.	13	229	4
Jerry Eckwood, Sr.	13	99	0
1979 Gary Stiggers, Jr.	23	221	1
Robert Farrell, Sr.	21	401	1
1980 Gary Anderson, So.	23	153	0
Bobby Duckworth, Sr.	20	461	2
1981 Gary Anderson, Jr.	26	263	3
Darryl Mason, Sr.	23	285	3
1982 Gary Anderson, Sr.	26	486	4
Derek Holloway, Sr.	21	529	2
1983 Mark Mistler, Sr.	33	401	2
1984 James Shibest, So.	51	907	7
1985 James Shibest, Jr.	20	446	2
1986 James Shibest, Sr.	22	473	0
1987 Derek Russell, Fr.	16	297	3
1988 Tim Horton, Jr.	16	319	1
Derek Russell, Fr.	15	396	1
1989 Tim Horton, Sr.	23	454	0
1990 Derek Russell, Fr.	43	897	8
1991 Ron Dickerson, Jr.	25	372	3
1992 Kirk Botkin, Jr.	33	257	0
Ron Dickerson, Sr.	32	437	4
1993 J.J. Meadors, So.	28	429	3
1994 J.J. Meadors, Jr.	43	613	5
1995 Anthony Eubanks, So.	43	596	4
1996 Anthony Eubanks, Jr.	51	809	5
1997 Anthony Eubanks, Sr.	51	870	5
1998 Michael Williams, Jr.	44	560	5
Anthony Lucas, Jr.	43	1004	10
1999 Anthony Lucas, Sr.	37	822	5
2000 Boo Williams, Sr.	52	739	7
2001 George Wilson, Fr.	40	568	3
2002 George Wilson, Sr.	49	626	7
2003 George Wilson, Jr.	50	900	6
2004 Steven Harris, Sr.	37	617	4
Marcus Monk, Fr.	37	569	6
2005 Peyton Hillis, So.	38	402	4
Marcus Monk, So.	35	476	7
2006 Marcus Monk, Jr.	50	962	11
2007 Peyton Hillis, Sr.	49	537	5
2008 D.J. Williams, So.	61	723	3
2009 Greg Childs, So.	48	894	7
2010 D.J. Williams, Sr.	54	627	4
Joe Adams, Jr.	50	813	6

*Leader in receiving yards if different than receptions leader

FOOTBALL

SCORING

PLAYER	TD	PAT	FG	PTS
1915 Gene Davidson	3	2	0	20
1916 Gene Davidson	12	13	0	85
1917 Gene Davidson	12	5	0	77
1925 George Cole	3	4	7	43
1926 George Cole	9	15	1	72
1927 George Cole	11	16	1	85
1928 Garland Beavers	13	0	0	78
1929 Richard Miller	13	0	0	78
1930 Homer Ledbetter	4	0	0	24
1931 Homer Ledbetter	8	0	0	48
1932 Joe Biddle	4	1	0	25
1933 Ralph LaForge	9	3	0	57
1934 Elvin Geiser	2	5	1	20
1935 Allan Keen	6	0	0	30
1936 Ralph Rawlings	6	0	0	30
Jim Benton	6	0	0	30
1937 Jim Benton	6	0	0	30
1938 Neil Martin	3	0	0	18
1939 O'Neil Adams	4	0	0	24
1940 Howard Hickey	3	2	0	20
1941 Frank Delmonego	1	13	1	22
1942 Bob Forte	3	0	0	18
1943 Alton Baldwin	5	0	0	30
1944 Alton Baldwin	5	0	0	30
1945 Alton Baldwin	5	0	0	30
1946 Aubrey Fowler	3	11	0	29
1947 Clyde Scott	6	0	0	36
1948 Leon Campbell	9	0	0	54
1949 Don Logue, So.	6	0	0	36
1950 Bill Jurney, Jr.	4	0	0	24
1951 Buddy Sutton, Jr.	6	0	0	36
1952 Lamar McHan, Jr.	4	0	0	24
Lewis Carpenter	4	0	0	24
1953 Lamar McHan, Sr.	4	8	0	32
1954 George Walker, So.	7	6	0	48
1955 George Walker, Jr.	4	14	1	41
1956 Gerald Nesbitt, Jr.	7	7	0	49
1957 Gerald Nesbitt, Sr.	7	9	0	51
1958 Donnie Stone, Sr.	5	0	0	30
1959 Jim Mooty, Sr.	5	0	0	30
1960 Mickey Cissell, So.	0	21	2	27
1961 Mickey Cissell, Jr.	1	21	2	33
1962 Billy Moore, Sr.	14	0	0	84
1963 Bill Gray, Jr.	5	0	0	30
1964 Tom McKnelly, Sr.	0	29	6	47
1965 Bobby Burnett, Sr.	16	0	0	96
1966 David Dickey, So.	8	0	0	48
1967 David Dickey, Jr.	16	0	0	96
1968 Bill Burnett, So.	16	0	0	96
1969 Bill Burnett, Jr.	20	0	0	120
1970 Bill McClard, Jr.	0	50	10	80
1971 Bill McClard, Sr.	0	35	12	71
1972 Mike Kirkland, Fr.	0	26	8	50
1973 Mike Kirkland, So.	3	5	3	34
1974 Steve Little, Fr.	0	29	12	65
1975 Steve Little, So.	0	32	11	65
1976 Steve Little, Jr.	0	23	11	56
1977 Steve Little, Sr.	0	37	19	94
1978 Ish Ordonez, So.	0	39	13	78
1979 Ish Ordonez, Jr.	0	26	18	80
1980 Ish Ordonez, Sr.	0	23	13	62
1981 Bruce Lahay, Sr.	0	31	19	88
1982 Gary Anderson, Sr.	9	0	0	54
1983 Greg Horne, Fr.	0	16	14	58
1984 Greg Horne, So.	0	14	10	44
1985 James Rouse, Fr.	9	1	0	56
1986 Kendall Trainor, So.	0	39	10	69
1987 James Rouse, Jr.	17	0	0	102
1988 Kendall Trainor, Sr.	0	30	24	102
1989 Todd Wright, Fr.	0	38	20	98
1990 Todd Wright, So.	0	24	11	57
1991 Todd Wright, Jr.	0	14	12	50
1992 Todd Wright, Sr.	0	11	17	62
1993 Oscar Malone, So.	5	0	0	30
1994 Lance Ellison, Sr.	0	24	6	42
1995 Madre Hill, So.	16	0	0	96
1996 Todd Latourette, So.	0	18	9	45
1997 Todd Latourette, Jr.	0	20	7	41
1998 Todd Latourette, Sr.	0	41	17	92
1999 Tony Dodson, Sr.	0	31	12	67
2000 Boo Williams, Sr.	7	1	0	44
2001 Brennan O'Donohoe, So.	0	29	12	65

2002 David Carlton, Jr.	0	28	12	64
2003 Chris Balseiro, So.	0	40	11	73
2004 Chris Balseiro, Jr.	0	40	4	52
2005 Chris Balseiro, Sr.	0	31	13	70
2006 Darren McFadden, So.	16	1	0	98
2007 Alex Tejada, Fr.	0	58	17	109
2008 Michael Smith, Jr.	10	0	0	60
2009 Alex Tejada, Jr.	0	58	16	106
2010 Zach Hocker, Fr.	0	56	16	104

PUNT RETURNS

PLAYER	NO	YDS	AVG	TD
1945 Bud Canada	21	264	12.5	—
1946 Aubrey Fowler	22	247	11.2	—
1947 Aubrey Fowler	23	395	17.1	—
1948 Ross Pritchard	10	203	20.3	—
1949 Jim Rinehart, So.	21	230	10.9	—
1950 Johnny Cole, So.	16	293	18.3	1
1951 Johnny Cole, Jr.	15	233	15.5	—
1952 Johnny Cole, Sr.	8	68	8.5	—
1953 Lamar McHan, Sr.	21	233	11.1	—
1954 George Walker, So.	8	142	17.3	1
1955 Don Horton, So.	7	173	24.7	—
1956 Rogers Overyby, Sr.	11	121	11.0	—
1957 Donnie Stone, Jr.	7	80	11.4	—
George Walker, Sr.	7	100	14.3	—
1958 Jim Mooty, Jr.	9	77	8.5	—
Freddy Akers, Jr.	8	91	11.4	—
1959 Lance Alworth, So.	5	47	9.4	—
1960 Lance Alworth, Jr.	18	307	17.1	—
1961 Lance Alworth, Sr.	28	336	12.0	—
1962 Ken Hatfield, So.	7	198	28.3	—
George Rea Walker, So.	7	200	28.6	—
1963 Ken Hatfield, Jr.	21	350	16.7	—
1964 Ken Hatfield, Sr.	31	518	16.7	—
1965 Jack Brasuell, Sr.	21	285	13.6	—
1966 Martine Bercher, Sr.	24	375	15.6	—
1967 Gary Adams, Jr.	28	290	10.4	—
1968 Gary Adams, Sr.	28	215	10.2	2
1969 Terry Stewart, Sr.	19	134	7.1	—
1970 Jerry Moore, Sr.	15	191	12.8	0
1971 Jack Morris, Sr.	24	216	9.0	0
1972 John Moseley, Sr.	19	182	9.6	0
1973 Teddy Barnes, So.	11	46	4.2	0
Floyd Hogan, Jr.	8	64	8.0	0
1974 Floyd Hogan, Sr.	27	128	4.7	0
1975 Jerry Eckwood, So.	15	105	7.0	0
1976 Vaughn Lusby, So.	29	161	5.6	0
1977 Vaughn Lusby, Jr.	36	294	8.2	0
1978 Vaughn Lusby, Sr.	21	170	8.1	0
1979 Gary Anderson, Fr.	34	286	8.4	1
1980 Gary Anderson, So.	23	244	10.6	0
1981 Gary Anderson, Jr.	29	252	8.7	0
1982 Gary Anderson, Sr.	29	222	7.7	0
1983 Bobby Joe Edmonds, So.	23	177	7.7	0
1984 Bobby Joe Edmonds, Jr.	25	294	11.8	0
1985 Bobby Joe Edmonds, Sr.	40	466	11.7	0
1986 James Shibeest, Sr.	20	211	10.6	0
1987 Tim Horton, So.	25	224	9.0	0
1988 Tim Horton, Jr.	26	258	9.9	0
1989 Tim Horton, Sr.	20	124	6.2	0
1990 Michael James, Jr.	8	13	1.6	0
Dean Peevy, Fr.	5	48	9.6	0
1991 Michael James, Sr.	19	272	14.3	1
1992 Orlando Watters, Jr.	36	290	8.1	2
1993 Orlando Watters, Sr.	28	157	5.6	0
1994 Carl Kidd, Sr.	22	165	7.5	0
1995 J.J. Meadors, Sr.	11	52	4.7	0
1996 Anthony Eubanks, Jr.	21	101	4.8	0
1997 Jeromy Flowers, So.	25	157	6.3	0
1998 Rossi Morreale, So.	18	130	7.2	0
1999 Rossi Morreale, Jr.	14	79	5.6	0
2000 Steadman Campbell, So.	16	103	6.4	0
2001 Marvin Jackson, Jr.	27	265	9.8	1
2002 DeCori Birmingham, So.	28	342	12.2	0
2003 Marvin Jackson, Sr.	26	329	12.7	1
2004 DeCori Birmingham, Sr.	17	115	6.8	0
2005 Peyton Hillis, So.	16	165	10.3	0
2006 Reggie Fish, So.	16	98	6.1	0
2007 Jerrell Norton, So.	18	142	7.9	0
2008 Jarius Wright, Fr.	6	15	2.5	0
2009 Jerrell Norton, Jr.	9	77	8.6	0
2010 Joe Adams, Jr.	16	249	15.6	1

*Leader in punt return yards if different from return leader

KICKOFF RETURNS

PLAYER	NO	YDS	AVG	TD
1946 Clyde Scott	6	140	23.3	—
1947 Clyde Scott	8	196	24.5	—
1948 Clyde Scott	8	195	24.4	—
1949 Joe Dugan, So.	6	138	23.0	—
Joe Baldrige, So.	6	152	25.3	—
1950 Buddy Rogers, Sr.	9	146	16.2	—
1951 Larry Hogue, Jr.	8	144	18.0	—
1952 Lewis Carpenter, Sr	11	159	14.4	—
Jack Troxell, Jr.	7	212	30.3	—
1953 Preston Carpenter, So.	5	107	21.4	—
1954 Buddy Benson, So.	6	110	18.3	—
George Walker, So.	6	154	25.7	—
1955 Ronnie Underwood, Jr.	3	121	40.3	—
Don Christian, So.	3	83	27.7	—
George Walker, Jr.	3	65	21.7	—
Don Horton, So.	3	54	18.0	—
Joe Thomason, Sr.	3	48	16.0	—
1956 Donnie Stone, So.	11	239	21.7	—
1957 Donnie Stone, Jr.	8	166	20.7	—
1958 Jim Mooty, Jr.	9	210	23.3	—
1959 Jim Mooty, Sr.	8	147	18.4	—
1960 Lance Alworth, Jr.	14	428	30.6	—
1961 Lance Alworth, Sr.	13	300	23.1	0
1962 Ken Hatfield, So.	7	198	28.3	—
George Rae Walker, So.	7	200	28.6	—
1963 Jack Brasuell, So.	13	329	25.3	0
1964 Ken Hatfield, Sr.	12	253	21.1	—
1965 Jack Brasuell, Sr.	6	93	15.5	—
1966 David Dickey, So.	7	164	23.4	—
1967 David Dickey, Jr.	13	294	22.6	—
1968 Bill Burnett, So.	12	206	17.2	—
1969 Bill Burnett, Jr.	6	134	22.3	0
1970 Jon Richardson, So.	11	151	22.1	0
1971 Dickey Morton, So.	9	269	29.9	1
1972 Jon Richardson, Sr.	22	501	22.8	0
1973 Dickey Morton, Sr.	12	278	23.2	0
1974 Barnabus White, So.	7	119	17.0	—
1975 Teddy Barnes, Sr.	10	218	21.8	—
1976 Barnabus White, Jr.	13	256	19.7	0
1977 Gary Stiggers, Fr.	7	109	15.6	0
1978 Thomas Brown, Fr.	15	354	23.6	1
1979 Gary Anderson, Fr.	16	343	21.4	0
1980 Derek Holloway, So.	17	407	23.9	1
1981 Derek Holloway, Jr.	20	419	21.0	0
1982 Derek Holloway, Sr.	12	262	21.8	0
1983 Carl Miller, So.	11	300	27.3	1
1984 Carl Miller, Jr.	18	390	21.7	0
1985 Carl Miller, Sr.	14	326	23.3	0
1986 Marshall Foreman, Sr.	11	270	24.5	0
Donnie Centers, Jr.	11	279	25.4	0
1987 James Rouse, Jr.	12	244	20.3	0
1988 Barry Foster, So.	23	445	19.3	0
1989 Barry Foster, Jr.	20	445	22.3	0
1990 Tracy Caldwell, Fr.	17	317	18.6	0
1991 Freddie Bradley, Jr.	16	388	24.3	0
1992 Ron Dickerson, Sr.	20	497	24.9	0
1993 Orlando Watters, Sr.	18	392	21.8	0
1994 Madre Hill, Fr.	7	223	31.9	1
1995 Cory Nichols, Fr.	19	399	21.0	0
1996 Ontraia Moss, Fr.	14	296	21.1	0
1997 Mark Henderson, Fr.	15	284	18.9	0
1998 Hubert Loudermilk, Jr.	8	155	19.4	0
Rod Stinson, So.	7	156	22.3	0
1999 Cedric Cobbs, Fr.	12	328	27.3	1
2000 Steven Harris, Fr.	20	420	21.0	0
2001 Lawrence Richardson, Fr.	18	416	23.1	1
2002 DeCori Birmingham, So.	28	638	22.8	0
2003 Cedric Washington, Fr.	25	497	19.9	0
2004 Cedric Washington, So.	11	204	18.5	0
DeCori Birmingham, Sr.	10	217	21.7	0
2005 Felix Jones, Fr.	17	543	31.9	1
2006 Felix Jones, So.	23	554	24.1	1
2007 Felix Jones, Jr.	22	652	29.6	2
2008 Dennis Johnson, Fr.	41	905	22.1	1
2009 Dennis Johnson, So.	40	1031	25.8	1
2010 Lance Ray, Fr.	23	518	22.5	0

*Leader in kickoff return yards if different from return leader

RECORDS: Team Records - Yearly Leaders

RAZORBACK

RECORDS: Team Records - Yearly Leaders

PUNTING

YEAR	PLAYER	PUNTS	YARDS	AVG.
1937	Kay Eakin	28	1121	40.0
1938	Kay Eakin	41	1688	41.4
1943	Harold Cox	42	1745	41.7
1945	Alton Baldwin	32	1077	33.6
1946	Aubrey Fowler	64	2218	34.6
1947	Aubrey Fowler	47	1693	36.0
1948	Harold Cox	39	1431	36.7
	Gordon Long	22	881	40.0
1949	Louis Schaufele, Jr.	59	2273	38.4
1950	Louis Schaufele, Sr.	60	2316	38.4
1951	Lamar McHan, So.	64	2377	37.1
1952	Bob St. Pierre	22	844	38.4
	Lamar McHan, Jr.	35	1276	36.5
1953	Lamar McHan, Sr.	46	1851	40.2
1954	George Walker, So.	49	1953	39.9
1955	Gerald Nesbitt, So.	13	609	46.8
	George Walker, Jr.	47	1779	37.9
1956	Gerald Nesbitt, Jr.	12	484	40.3
	Don Christian, Jr.	25	975	39.0
1957	Gerald Nesbitt, Sr.	32	1343	41.9
1958	Mike Cooney, Sr.	39	1515	38.8
1959	Lance Alworth, So.	37	1313	35.5
1960	Lance Alworth, Jr.	48	1602	33.4
1961	Tommy Moore, So.	17	634	37.3
	Lance Alworth, Sr.	32	1132	35.3
1962	Tommy Moore, Jr.	38	1467	38.6
1963	Tommy Moore, Sr.	51	1810	35.5
1964	Bobby Nix, Jr.	50	1823	36.5
1965	Bobby Nix, Sr.	53	2158	40.7
1966	Paul Conner, Jr.	52	2076	40.0
1967	Paul Conner, Sr.	63	2249	35.7
1968	Cary Stockdell, Jr.	55	2195	39.9
1969	Cary Stockdell, Sr.	52	1949	37.5
1970	Ken Curry, Sr.	34	1255	36.9
1971	Drew Toole, So.	45	1573	34.9
1972	Drew Toole, Jr.	49	1838	37.5
1973	Tommy Cheyne, So.	63	2312	36.7
1974	Mike Kirkland, Jr.	45	1812	40.3
1975	Tommy Cheyne, Sr.	37	1590	43.0
1976	Steve Little, Jr.	63	2797	44.4
1977	Steve Little, Sr.	48	2127	44.3
1978	Bruce Lahay, So.	54	2185	40.5
1979	Steve Cox, Jr.	42	1840	43.8
1980	Steve Cox, Sr.	47	2186	46.5
1981	Bruce Lahay, Sr.	63	2436	38.7
1982	Brad Taylor, So.	60	2451	40.9
1983	Brad Taylor, Jr.	38	1639	43.1
	Greg Horne, Fr.	26	1152	44.3
1984	Greg Horne, So.	51	2234	43.8
1985	Greg Horne, Jr.	54	2301	42.6
1986	Greg Horne, Sr.	49	2313	47.2
1987	Kendall Trainor, Jr.	58	2285	39.4
1988	Allen Meacham, Jr.	53	2203	41.6
1989	Allen Meacham, Sr.	37	1398	37.8
1990	Pete Raether, Fr.	24	969	40.4
1991	Pete Raether, So.	65	2836	43.6
1992	Pete Raether, Jr.	68	2938	43.2
1993	Doyle Preston, So.	56	2109	37.7
1994	Matt Wait, Fr.	54	2190	40.6
1995	Matt Wait, So.	59	2275	38.6
1996	Matt Wait, Jr.	69	2777	40.3
1997	Matt Wait, Sr.	70	2935	41.9
1998	Chris Akin, Jr.	48	1883	39.2
1999	Richie Butler, Fr.	30	1199	40.0
2000	Richie Butler, So.	65	2784	42.8
2001	Richie Butler, Jr.	67	2848	42.5
2002	Richie Butler, Sr.	69	2715	39.3
2003	Jacob Skinner, Fr.	52	2074	39.9
2004	Jacob Skinner, So.	29	1062	36.6
	Jeremy Davis, Fr.	25	979	39.2
2005	Jacob Skinner, Jr.	50	2091	41.8
2006	Jacob Skinner, Sr.	61	2327	38.1
2007	Jeremy Davis, Jr.	60	2403	40.0
2008	Jeremy Davis, Sr.	57	2460	43.2
2009	Dylan Breeding, Fr.	61	2359	38.7
2010	Dylan Breeding, So.	52	2212	42.5

FIELD GOALS

YEAR	PLAYER	FGM	FGA	PCT
1950	Pat Summerall, Jr.	1	NA	NA
1951	Pat Summerall, Sr.	4	NA	NA
1952	Carl Maza	2	NA	NA
1953	None			
1954	Preston Carpenter, Jr.	1	NA	NA
1955	George Walker, Jr.	1	NA	NA
1956	None			
1957	None			
1958	None			
1959	Freddy Akers, Sr.	2	NA	NA
1960	Mickey Cissel, So.	2	NA	NA
1961	Mickey Cissel, Jr.	2	NA	NA
1962	Tom McNelly, So.	3	NA	NA
1963	Tom McNelly, Jr.	1	4	.250
1964	Tom McNelly, Sr.	6	NA	NA
1965	Ronnie South, Jr.	5	NA	NA
1966	Bob White, So.	5	7	.714
1967	Bob White, Jr.	3	6	.500
1968	Bob White, Sr.	4	7	.571
1969	Bill McClard, So.	7	9	.778
1970	Bill McClard, Jr.	10	15	.667
1971	Bill McClard, Sr.	12	22	.545
1972	Mike Kirkland, Fr.	8	16	.500
1973	Mike Kirkland, So.	3	12	.250
1974	Steve Little, Fr.	12	16	.750
1975	Steve Little, So.	11	20	.550
1976	Steve Little, Jr.	11	23	.478
1977	Steve Little, Sr.	19	30	.633
1978	Ish Ordonez, So.	13	19	.684
1979	Ish Ordonez, Jr.	18	22	.818
1980	Ish Ordonez, Sr.	13	21	.619
1981	Bruce Lahay, Sr.	19	24	.792
1982	Ernie Villarreal, Fr.	4	10	.400
1983	Greg Horne, So.	14	22	.636
1984	Greg Horne, Jr.	10	18	.556
1985	Greg Horne, Sr.	5	13	.385
1986	Kendall Trainor, So.	10	13	.769
1987	Kendall Trainor, Jr.	13	20	.650
1988	Kendall Trainor, Sr.	24	27	.889
1989	Todd Wright, Fr.	20	23	.870
1990	Todd Wright, So.	11	14	.786
1991	Todd Wright, Jr.	12	17	.706
1992	Todd Wright, Sr.	17	25	.680
1993	Lance Ellison, Jr.	4	10	.400
1994	Lance Ellison, Sr.	6	15	.400
1995	Todd Latourette, Fr.	14	21	.667
1996	Todd Latourette, So.	9	14	.643
1997	Todd Latourette, Jr.	7	12	.583
1998	Todd Latourette, Sr.	17	24	.708
1999	Tony Dodson, Sr.	12	18	.667
2000	Brennan O'Donohoe, Fr.	4	6	.667
2001	Brennan O'Donohoe, So.	12	17	.706
2002	David Carlton, So.	12	16	.750
2003	Chris Balseiro, So.	11	15	.733
2004	Chris Balseiro, Jr.	4	7	.571
2005	Chris Balseiro, Sr.	13	18	.708
2006	Jeremy Davis, So.	6	13	.462
2007	Alex Tejada, Fr.	17	23	.739
2008	Shay Haddock, So.	5	7	.714
2009	Alex Tejada, Jr.	16	22	.727
2010	Zach Hocker, Fr.	16	19	.842

TACKLES

YEAR	POS.	PLAYER	UA	AT	TOTAL
1960	LB	Wayne Harris,	62	112	174
1961	LB	Danny Brabham, Jr.	25	45	80
1962	E	Jim Grizzle, Jr.	19	65	84
1963	LB	Ronnie Caveness, Jr.	34	120	154
1964	LB	Ronnie Caveness, Sr.	87	68	155
1965	T	Loyd Phillips, Jr.	42	58	100
1966	T	Loyd Phillips, Sr.	58	39	97
1967	LB	Lynn Garner, So.	27	83	110
1968	LB	Cliff Powell, So.	72	82	154
1969	LB	Cliff Powell, Jr.	70	64	134
1970		not available			
1971		not available			
1972		not available			
1973	T	Jon Riddlehoover, Jr.	81	48	129
1974	T	Jon Riddlehoover, Sr.	58	49	107
1975	T	Mike Campbell, Sr.	85	35	120
1976	LB	Curtis Townsend, Sr.	67	52	110
1977	LB	Larry Jackson, Jr.	86	37	123
1978	LB	Larry Jackson, Sr.	64	38	102
1979	LB	Mike Massey, Sr.	46	38	84
	LB	Teddy Morris, So.	59	25	84
1980	T	Richard Richardson, So.	40	48	88
1981	LB	Teddy Morris, Sr.	46	26	72
	E	Billy Ray Smith, Jr.	50	22	72
1982	LB	Bert Zinamon, Jr.	47	63	110
1983	LB	Milton Fields, Sr.	57	56	113
1984	LB	David Bazzel, Jr.	62	51	113
	LB	Nick Miller, Jr.	55	58	113
1985	LB	Nick Miller, Sr.	59	53	112
1986	LB	Rickey Williams, Jr.	67	43	110
1987	LB	Rickey Williams, Sr.	87	53	140
1988	LB	LaSalle Harper, Sr.	61	58	119
1989	LB	Mick Thomas, So.	57	40	97
1990	LB	Mick Thomas, Jr.	74	62	136
1991	LB	Mick Thomas, Sr.	55	42	97
1992	LB	Kevin Kempf, Jr.	51	51	102
1993	LB	Darwin Ireland, Sr.	37	56	93
1994	LB	Mark Smith, So.	35	44	79
1995	LB	Mark Smith, Jr.	60	55	115
1996	NG	Melvin Bradley, So.	51	38	89
1997	NG	Melvin Bradley, Jr.	44	27	71
1998	FS	Kenoy Kennedy, Jr.	66	29	95
1999	FS	Kenoy Kennedy, Sr.	58	40	98
2000	FS	Ken Hamlin, Fr.	57	47	104
2001	LB	Jermaine Petty, Sr.	80	60	140
2002	FS	Ken Hamlin, Jr.	97	62	159
2003	LB	Caleb Miller, Sr.	84	49	133
2004	FS	Vickiel Vaughn, Jr.	47	19	66
2005	LB	Sam Olajubutu, Jr.	69	49	118
2006	LB	Sam Olajubutu, Sr.	70	45	115
2007	SS	Matt Hewitt, Sr.	63	55	118
2008	LB	Jerry Franklin, Fr.	54	33	87
2009	LB	Jerry Franklin, So.	51	43	94
2010	LB	Jerry Franklin, Jr.	48	52	100



In 2010, Jerry Franklin became the second Razorback since 1960 to lead the team in tackles for a third straight season.

FOOTBALL

TACKLES FOR LOSS

POS.	PLAYER	TFL	YARDS
1974	E Johnnie Meadors, So.	14	59
1975	E Johnnie Meadors, Jr.	10	54
1976	E Dennis Winston, Sr.	13	50
1977	T Jimmy Walker, Jr.	15	87
1978	T Jimmy Walker, Sr.	19	125
1979	T Jim Elliott, Jr.	13	88
1980	E Billy Ray Smith, So.	17	86
1981	E Billy Ray Smith, Jr.	19	128
1982	E Billy Ray Smith, Sr.	15	85
1983	T Ron Fautro, Sr.	10	52
1984	E Ravin Caldwell, Jr.	10	57
	NG Tony Chericco, Fr.	10	40
1985	LB David Dudley, Jr.	7	36
	LB Nick Miller, Sr.	7	15
	LB Rickey Williams, So.	7	40
1986	T Wayne Martin, So.	10	47
1987	T Wayne Martin, Jr.	9	32
1988	T Wayne Martin, Sr.	18	110
1989	NG Chad Rolen, Jr.	10	63
1990	LB Ray Lee Johnson, So.	6	20
	NG Owen Kelly, So.	6	28
1991	T Henry Ford, So.	14	62
1992	LB Ray Lee Johnson, Sr.	17	89
1993	E Henry Ford, Sr.	23	116
1994	E Marcus Adair, Jr.	12	77
	E Steven Conley, Jr.	12	76
1995	E Steven Conley, Sr.	23	175
1996	NG Melvin Bradley, So.	14	60
1997	E Geno Bell, Sr.	10	28
	E Ryan Hale, Jr.	10	42
1998	DE Carlos Hall, Fr.	11	61
	LB C.J. McLain, Sr.	11	55
1999	DE Randy Garner, Jr.	13	50
2000	LB Quinton Caver, Sr.	10	36
2001	LB Jermaine Petty, Sr.	13	30
2002	DE Gavin Walls, Sr.	11	50
2003	LB Caleb Miller, Sr.	15	38
2004	DE Jeb Huckedba, Jr.	13	51
2005	LB Sam Olajubutu, Jr.	14.5	40
2006	DE Jamaal Anderson, Jr.	20.5	113
2007	DT Ernest Mitchell, Jr.	10.5	46
	DE Malcolm Sheppard, So.	10.5	32
2008	DE Malcolm Sheppard, Jr.	14.5	56
2009	DE Malcolm Sheppard, Sr.	11.0	39
2010	LB Jerry Franklin, Jr.	13.0	60

SACKS

POS.	PLAYER	SACKS	YARDS
1983	T Ron Fautro, Sr.	7	-
1984	E Ravin Caldwell, Jr.	5.5	-
1985	LB Rickey Williams, So.	5	-
1986	T Wayne Martin, So.	6	-
1987	T Wayne Martin, Jr.	6.5	-
1988	T Wayne Martin, Sr.	13	-
1989	T Scott Long, Fr.	7	41
1990	T Scott Long, So.	4	16



Jake Bequette's 7.0 sacks in 2010 led the team for the second straight year.

1991	E Henry Ford, So.	8	50
1992	DE Ray Lee Johnson, Sr.	11	73
1993	E Henry Ford, Sr.	14	85
1994	E Marcus Adair, Jr.	7	51
	E Steven Conley, Jr.	7	63
1995	E Steven Conley, Sr.	14	122
1996	NG Melvin Bradley, So.	7	47
1997	E Ryan Hale, Jr.	5	26
1998	LB C.J. McLain, Sr.	7	48
1999	E Randy Garner, Jr.	5.5	28
2000	Six with two		
2001	DT Jermaine Brooks, Jr.	3.5	19
2002	DE Gavin Walls, Sr.	6	34
2003	DE Justin Scott, Sr.	3	14
2004	DE Jeb Huckedba, Sr.	6.5	41
2005	DE Desmond Sims, Jr.	5.5	33
2006	DE Jamaal Anderson, Jr.	14.0	100
2007	LB Freddie Fairchild, So.	4.5	31
2008	DE Malcolm Sheppard, Jr.	6.5	30
2009	DE Jake Bequette, So.	5.5	37
2010	DE Jake Bequette, Jr.	7.0	36

INTERCEPTIONS

POS.	PLAYER	INT.	YARDS	TD
1948	Gordon Long	4	60	0
1949	Jim Rinehart, So.	10	106	0
1950	not available			
1951	not available			
1952	Johnny Cole, Sr.	3	33	0
	Edsel Nix, Jr.	3	13	0
1953	Floyd Sagely, Sr.	3	51	0
1954	Ken Walker, So.	6	90	0
1955	Don Christian, Jr.	4	83	0
1956	Gerald Nesbitt, Jr.	4	95	0
1957	George Walker, Sr.	2	18	0
1958	HB Don Horton, Sr.	2	24	0
	Jim Mooty, Jr.	2	8	0
1959	not available			
1960	George McKinney, Jr.	2	23	0
1961	HB Billy Moore, Jr.	3	-	-
1962	HB Ken Hatfield, So.	3	-	-
1963	HB Ken Hatfield, Jr.	3	45	0
1964	HB Bill Gray, Sr.	3	22	0
1965	LB Joe Black, Jr.	4	-	-
	HB Tommy Trantham, So.	4	-	-
1966	HB Gary Adams, So.	7	93	0
1967	HB Tommy Trantham, Sr.	6	104	0
1968	HB Gary Adams, Sr.	5	6	0
	HB Jerry Moore, So.	5	104	1
1969	MM Bobby Field, Jr.	4	70	0
1970	HB David Hogue, Jr.	6	45	1
1971	CB Louis Campbell, Jr.	7	86	1
1972	SS Mark Hollingsworth, Sr.	4	39	0
1973	CB Rollen Smith, Jr.	4	27	0
1974	FS Floyd Hogan, Sr.	2	92	0
1975	CB Tommy Harris, Sr.	3	28	0
1976	Six with two (no TDs)			



Johnny Cole led the Razorbacks with three interceptions in 1952.

1977	FB Vaughn Lusby, Jr.	3	0	0
	LB Mike Massey, So.	3	31	0
1978	E William Hampton, Sr.	3	30	0
1979	FS Kevin Evans, Jr.	4	54	0
1980	FS Kevin Evans, Sr.	2	21	0
1981	DB Danny Walters, Jr.	4	98	1
1982	DB Keith Burns, Sr.	4	10	0
1983	DB Greg Gaston, So.	3	7	0
	S Greg Lasker, So.	3	72	0
	DB Charles Washington, Fr.3	0	0	0
1984	CB Kevin Wyatt, Jr.	5	22	0
1985	LB David Dudley, Jr.	3	79	1
	CB Kevin Wyatt, Sr.	3	59	1
1986	CB Charles Washington, Sr.	5	32	0
1987	S Steve Atwater, Jr.	4	53	1
1988	R Patrick Williams, Jr.	6	57	1
1989	CB Anthony Cooney, Sr.	3	14	0
1990	CB Michael James, Jr.	2	21	0
1991	CB Michael James, Sr.	5	75	1
1992	CB Dean Peevy, So.	5	37	0
1993	CB Orlando Watters, Sr.	6	185	2
1994	LB Mark Smith, So.	2	16	0
1995	CB Spencer Brown, Sr.	5	43	0
1996	CB Marcus Campbell, Jr.	5	52	0
1997	CB Marcus Campbell, Sr.	2	(-12)	0
	B Jeromy Flowers, So.	2	36	0
	CB Ontraia Moss, So.	2	19	0
1998	R Zac Painter, Sr.	5	36	0
1999	CB David Barrett, Sr.	3	45	1
	FS Keny Kennedy, Sr.	3	97	0
2000	Four with two (one TD, Eddie Jackson)			
2001	FS Ken Hamlin, So.	3	33	0
	CB Lawrence Richardson, Fr. 3	45	1	
2002	FS Ken Hamlin, Jr.	4	33	0
	CB Lawrence Richardson, So. 4	25	0	
2003	CB Ahmad Carroll, Jr.	3	0	0
2004	FS Vickiel Vaughn, Jr.	2	92	0
	SS Lerezno Robinson, Jr. 2	29	0	
	CB Michael Coe, So.	2	7	0
2005	CB Vickiel Vaughn, Sr.	4	13	0
2006	FS Michael Grant, Jr.	3	0	0
	CB Chris Houston, Jr.	3	129	1
2007	CB Jerell Norton, So.	5	174	1
2008	CB Ramon Broadway, So. 2	26	0	
	LB Jerry Franklin, Fr.	2	11	0
2009	LB Jerry Franklin, Jr.	3	61	0
	S Tramain Thomas, So. 3	37	1	
2010	S Tramain Thomas, Jr. 4	24	0	

PASSES BROKEN UP

POS.	PLAYER	PBU
1961	C Tommy Brasher, So.	5
1962	HB Ken Hatfield, Jr.	5
	Mike Parker, Jr.	5
1963	MM Charles Daniel, Jr.	4
	Tommy Moore, Sr.	4
	Mike Parker, Sr.	4
1964	HB Bill Gray, Sr.	9
1965	MM Mike Jordan, Jr.	9
1966	HB Gary Adams, So.	8
1967	HB Tommy Trantham, Sr.	12
1968	HB Jerry Moore, So.	8
1969	not available	
1970	not available	
1971	not available	
1972	not available	
1973	not available	
1974	Brad Thomas, Jr.	8
1975	Howard Sampson, Jr.	8
1976	Bo Busby, Sr.	6
	Patrick Martin, Jr.	6
1977	SS Howard Sampson, Sr.	7
1978	CB Brad Shoup, Sr.	6
1979	S Kevin Evans, Jr.	8
1980	CB Trent Bryant, Sr.	6
1981	SS Keith Burns, Jr.	8
1982	CB Danny Walters, Sr.	7
1983	CB Greg Gaston, So.	6
	CB Kevin Wyatt, So.	6
1984	S Greg Lasker, Jr.	11
1985	S Greg Lasker, Sr.	10

RECORDS: Team Records - Yearly Leaders

RAZORBACK

RECORDS: Team Records - Yearly Leaders



Ramon Broadway led Arkansas with six pass breakups in 2010, becoming the first player in school history to lead the team in PBUs in three straight seasons.



In 2010, Tramain Thomas led the Razorbacks in interceptions and forced fumbles as well as tied for the team lead in recovered fumbles.

1986	S	Steve Atwater, So.	12
1987	R	Odis Lloyd, Jr.	9
1988	S	Steve Atwater, Sr.	9
1989	S	Aaron Jackson, Jr.	10
1990	CB	Curtis Banks, Jr.	3
	CB	Pat Burris, Sr.	3
1991	CB	Orlando Watters, So.	6
1992	CB	Dean Peevy, So.	4
1993	CB	Orlando Watters, Sr.	8
1994	CB	Tracy Cantlope, Jr.	4
1995	CB	Spencer Brown, Sr.	7
1996	CB	Marcus Campbell, Jr.	11
1997	CB	Marcus Campbell, Sr.	9
1998	CB	David Barrett, Jr.	8
1999	FS	Kenoy Kennedy, Sr.	10
2000	SS	D'Andre Berry, Jr.	12
2001	CB	Lawrence Richardson, Fr.	20
2002	CB	Lawrence Richardson, So.	13
2003	CB	Eddie Jackson, Sr.	10
2004	LB	Sam Olajubutu, Jr.	4
2005	CB	Michael Coe, Jr.	8
	CB	Chris Houston, So.	8
2006	CB	Chris Houston, Jr.	13
2007	FS	Michael Grant, Sr.	20
2008	CB	Ramon Broadway, So.	10
2009	CB	Ramon Broadway, Jr.	4
	CB	Rudell Crim, Jr.	4
2010	CB	Ramon Broadway, Sr.	6

FORCED FUMBLES

POS.	PLAYER	FF	
1984	R	Nathan Jones, Sr.	4
	LB	Nick Miller, Sr.	4
1985	T	Rodney Beachum, Sr.	4
1986	T	Wayne Martin, So.	2
	T	David Schell, Jr.	2
	LB	Rickey Williams, Jr.	2
1987	T	Wayne Martin, Jr.	2
1988	T	Wayne Martin, Sr.	7
1989		Seven players	1
1990	E	Ken Benson, Sr.	2
	FS	Ben Floor, Sr.	2
1991		Six players	1
1992	LB	Tyrone Chatman, Jr.	4
1993	E	Henry Ford, Sr.	3
1994		Four with two	
1995	E	Geno Bell, Jr.	2
	LB	Mark Smith, Jr.	2
1996	LB	C.J. McLain, So.	2
1997	LB	C.J. McLain, Jr.	3
1998	R	Zac Painter, Sr.	3
1999	B	Jeromy Flowers, Sr.	3

	FS	Kenoy Kennedy, Sr.	3
2000		Five with one	
2001	FS	Ken Hamlin, So.	4
2002	FS	Ken Hamlin, Jr.	4
2003	LB	Caleb Miller, Sr.	3
2004		Seven with one	
2005	DE	Desmond Sims, Jr.	2
2006		Three with two	
2007	SS	Matt Hewitt, Sr.	4
2008	DE	Malcolm Sheppard, Jr.	2
2009	DE	Tenarius Wright, Fr.	3
2010	S	Tramain Thomas, Jr.	4

FUMBLE RECOVERIES

POS	PLAYER	FR	
1961	G	Ray Trail, Jr.	4
1962		Billy Moore, Sr.	4
1963	T	Jim Williams, So.	4
1964	MG	Jimmy Johnson, Sr.	3
1965	LB	Joe Black, Jr.	4
1966	T	Loyd Phillips, Sr.	3
1967	HB	Gary Adams, Jr.	3
	MG	David Cooper, Sr.	3
	LB	Lynn Garner, So.	3
1968	T	Gordon McNulty, Jr.	4
1969		not available	
1970		not available	
1971		not available	
1972		not available	
1973		not available	
1974	E	Ivan Jordan, Jr.	5
1975	E	Johnnie Meadors, Jr.	6
1976	T	Dale White, So.	4
	E	Dennis Winston, Sr.	4
1977	T	Jimmy Walker, Jr.	3
1978	T	Dan Hampton, Sr.	3
	LB	Mike Massey, Jr.	3
	T	Dale White, Sr.	3
1979	DB	Trent Bryant, Jr.	3
	E	Jeff Goff, So.	3
1980	LB	Jeff Goff, Jr.	3
	LB	Ed Jackson, So.	3
	E	Billy Ray Smith, So.	3
1981	LB	Steve Douglas, Jr.	3
1982	T	Earl Buckingham, Sr.	3
1983	T	Ron Fautot, Sr.	3
1984	DE	Ravin Caldwell, Jr.	4
1985	T	Rodney Beachum, Sr.	2
1986	NG	Tony Chericco, Jr.	2
	LB	Kerry Owens, So.	2
1987		Seven players	1

1988	T	Wayne Martin, Sr.	3
1989	R	Kirk Collins, So.	2
1990	LB	Darwin Ireland, Fr.	5
1991	CB	Michael James, Sr.	3
1992	LB	Darwin Ireland, Jr.	2
	NG	Owen Kelly, Sr.	2
	SS	Mike Nunnerley, Fr.	2
1993	T	Henry Ford, Sr.	2
1994	LB	Don Bray, Jr.	2
	E	Steven Conley, Jr.	2
	FS	Del Delco, Jr.	2
1995	E	Marcus Adair, Sr.	2
1996	E	D.J. Cooper, Fr.	2
	LB	C.J. McLain, So.	2
1997	NG	Melvin Bradley, Jr.	4
1998	E	D.J. Cooper, Jr.	2
	CB	Rossi Morreale, So.	2
	LB	Harry Wilson, Sr.	2
1999	CB	Orlando Green, So.	2
	FS	Kenoy Kennedy, Sr.	2
	T	Sacha Lancaster, So.	2
2000	DE	Carlos Hall, Jr.	2
2001	FS	Ken Hamlin, So.	3
2002		Four players	2
2003		Seven players	2
2004	LB	Pierre Brown, Jr.	2
	CB	Dallas Washington, Fr.	2
2005	DT	Keith Jackson, Jr.	3
2006	CB	Jerell Norton, Fr.	2
2007	SS	Matt Hewitt, Sr.	3
2008	LB	Jerry Franklin, Fr.	2
2009	CB	Ramon Broadway, Jr.	3
2010	S	Tramain Thomas, Jr.	2
	CB	Darius Winston, So.	2
	LB	Freddy Burton, Sr.	2

FOOTBALL

TOTAL OFFENSE

Year	Player	RA	YDS	TD	PA	PC	PCT	YDS	TD	Int	Plays	YDS	TD
1935	Jack Robbins	61	345	4	152	95	.625	1219	7	7	213	1564	11
1936	Jack Robbins	73	315	2	104	54	.519	554	4	7	177	869	6
1937	Jack Robbins	57	195	4	130	49	.377	780	8	18	187	910	12
1938	Kay Eakin	119	482	4	193	78	.404	962	5	18	312	1344	9
1946	Ken Holland	112	397	2	44			242	2	—	156	639	4
1947	Clyde Scott	152	659	6	41	14	.341	258	2	1	193	917	8
1948	Clyde Scott	95	670	6	20	9	.450	198	2	2	115	868	8
1949	Geno Mazzanti, Sr.	123	757	3	0	0	.000	0	0	0	123	757	3
1950	Jim Rinehart, Jr.	72	142	2	139	59	.424	756	3	15	211	898	5
1951	Lamar McHan, So.	127	433	4	135	53	.393	724	6	14	262	1157	10
1952	Lamar McHan, Jr.	62	162	4	136	55	.404	743	5	17	198	905	9
1953	Lamar McHan, Sr.	143	409	4	150	78	.520	1107	8	11	293	1516	12
1954	George Walker, So	79	301	7	85	45	.529	603	4	9	164	904	11
1955	Henry Moore, Sr.	134	701	3	0	0	.000	0	0	0	134	701	3
1956	Don Christian, Jr.	96	412	5	53	18	.340	260	2	0	149	672	7
1957	George Walker, Sr.	34	84	3	63	35	.556	587	4	4	97	671	7
1958	James Monroe, Jr.	67	174	3	96	41	.427	512	3	8	163	686	6
1959	Jim Mooty, Sr.	93	519	5	0	0	.000	0	0	0	93	519	5
1960	George McKinney, Jr.	84	193	1	90	39	.433	728	9	6	174	921	10
1961	George McKinney, Sr.	68	244	4	68	32	.471	426	6	5	136	670	10
1962	Billy Moore, Sr.	131	585	14	91	51	.560	673	5	2	222	1258	19
1963	Bill Gray, Jr.	51	36	5	79	34	.430	483	4	5	130	519	9
1964	Fred Marshall, Sr.	104	438	3	94	50	.532	656	4	8	198	1094	7
1965	Jon Brittenum, Jr.	81	224	6	149	75	.503	1103	8	7	230	1327	14
1966	Jon Brittenum, Sr.	81	168	1	143	76	.531	1103	7	7	224	1271	8
1967	Ronnie South, Sr.	55	-38	0	142	84	.592	1159	11	8	197	1121	11
1968	Bill Montgomery, So.	116	239	4	234	134	.572	1595	10	8	350	1834	14
1969	Bill Montgomery, Jr.	92	66	3	173	93	.538	1333	9	7	265	1399	12
1970	Bill Montgomery, Sr.	86	157	6	195	110	.570	1662	10	9	281	1819	16
1971	Joe Ferguson, Jr.	63	39	6	271	160	.590	2203	11	12	334	2242	17
1972	Joe Ferguson, Sr.	73	68	2	254	119	.469	1484	9	15	327	1552	11
1973	Dickey Morton, Sr.	226	1298	5	0	0	.000	0	0	0	226	1298	5
1974	Ike Forte, Jr.	187	974	9	0	0	.000	0	0	0	187	974	9
1975	Ike Forte, Sr.	174	983	10	0	0	.000	0	0	0	174	983	10
1976	Ben Cowins, So.	183	1162	7	0	0	.000	0	0	0	183	1162	7
1977	Ron Calcagni, Jr.	125	546	4	137	73	.533	1147	10	7	262	1693	14
1978	Ron Calcagni, Sr.	153	448	11	103	62	.602	807	4	5	256	1255	15
1979	Kevin Scanlon, Sr.	120	248	7	139	92	.662	1212	9	6	259	1460	16
1980	Tom Jones, So.	95	178	3	166	93	.560	1161	6	8	261	1339	9
1981	Tom Jones, Jr.	68	219	3	109	60	.551	684	7	7	177	903	10
1982	Brad Taylor, So.	74	108	3	141	59	.418	1073	6	9	215	1181	9
1983	Brad Taylor, Jr.	91	-31	3	257	139	.541	1837	9	8	348	1806	12
1984	Brad Taylor, Sr.	109	135	5	147	82	.558	1166	7	11	256	1301	12
1985	Greg Thomas, So.	118	365	1	72	33	.458	554	4	2	190	919	5
1986	Greg Thomas, Jr.	141	461	8	109	67	.615	1032	6	1	250	1493	14
1987	James Rouse, Jr.	182	1004	17	0	0	.000	0	0	0	182	1004	17
1988	Quinn Groveby, So.	110	515	7	98	62	.633	966	4	3	208	1481	11
1989	Quinn Groveby, Jr.	120	565	8	131	72	.550	1149	5	9	251	1714	13
1990	Quinn Groveby, Sr.	104	326	5	235	120	.511	1886	18	10	339	2212	23
1991	Jason Allen, Fr.	47	98	0	102	48	.471	603	6	6	149	701	6
1992	Barry Lunney Jr., Fr.	40	-140	0	189	91	.481	1015	4	5	229	875	4
1993	Barry Lunney Jr., So.	74	140	2	202	104	.515	1241	6	7	276	1381	8
1994	Barry Lunney Jr., Jr.	91	40	2	183	101	.552	1345	11	6	274	1385	13
1995	Barry Lunney Jr., Sr.	112	65	3	292	180	.616	2206	12	10	404	2246	15
1996	Pete Burks, So.	92	74	2	224	115	.513	1464	6	9	316	1464	8
1997	Clint Stoerner, So.	81	-267	2	357	173	.485	2347	12	13	438	2080	14
1998	Clint Stoerner, Jr.	51	-57	1	312	167	.535	2629	26	8	363	2572	27
1999	Clint Stoerner, Sr.	27	-60	2	317	177	.558	2293	19	10	344	2233	21
2000	Robby Hampton, So.	29	-19	1	261	145	.556	1548	13	8	290	1529	14
2001	Zak Clark, So.	22	-42	0	179	88	.492	1000	6	4	201	958	6
2002	Matt Jones, So.	129	614	5	234	122	.521	1592	16	8	363	2206	21
2003	Matt Jones, Jr.	96	707	8	230	132	.574	1917	18	7	326	2624	26
2004	Matt Jones, Sr.	83	622	6	264	151	.572	2073	15	12	347	2695	21
2005	Darren McFadden, Fr.	176	1113	11	0	0	.000	0	0	0	176	1113	11
2006	Darren McFadden, So.	284	1647	14	9	7	.778	69	3	1	293	1716	17
2007	Darren McFadden, Jr.	325	1830	16	11	6	.545	123	4	0	336	1953	20
2008	Casey Dick, Sr.	72	-51	3	357	205	.574	2586	13	14	429	2535	16
2009	Ryan Mallett, So.	58	-29	2	403	225	.558	3624	30	7	461	3595	32
2010	Ryan Mallett, Jr.	44	-74	4	411	266	.647	3869	32	12	455	3795	36

RECORDS: Team Records - Total Offense

RAZORBACK

RUSHING

ATTEMPTS

GAME:

85	TCU (475 yards), 1980
81	Rice (421 yards), 1981
80	Ole Miss (370 yards), 2001
80	Utah State (385 yards), 1975
78	Tulsa (344 yards), 1987
77	Colorado State (410 yards), 1974
77	Oklahoma State (349 yards), 1969
75	Houston (296 yards), 1988
75	TCU (316 yards), 1986
75	Texas A&M (266 yards), 1984
75	Texas Tech (527 yards), 1978
75	Tulsa (365 yards), 1974
74	SMU (422 yards), 1986
73	SMU (512 yards), 1977
73	Rice (410 yards), 1974
72	Tennessee (361 yards), 1990*

*1990 Cotton Bowl

SEASON:

753	1987 (3196 yards in 11 games)
685	1985 (2922 yards in 11 games)
680	1989 (3456 yards in 11 games)
677	1978 (3119 yards in 11 games)
674	1974 (2898 yards in 11 games)
668	1986 (2721 yards in 11 games)
659	1975 (3523 yards in 11 games)
644	1982 (2348 yards in 11 games)
643	2002 (3065 yards in 14 games)
640	1984 (2420 yards in 11 games)
631	1988 (2714 yards in 11 games)

YARDS

GAME:

594	Pittsburg (Kan.) State (54 rushes), 1936
541	Florida International (58 rushes), 2007
527	TCU (75 rushes), 1978
512	SMU (73 rushes), 1977
503	Northwestern (La.) State (47 rushes), 1947
502	New Mexico (71 rushes), 1987
501	Air Force (62 rushes), 1975
493	Missouri State (51 rushes), 2005
475	TCU (85 rushes), 1980
460	Baylor (68 rushes), 1975
446	North Texas (55 rushes), 2007
444	TCU (63 rushes), 1989
426	Auburn (45 rushes), 2002
423	Navy (70 rushes), 1981
423	Northwestern (70 rushes), 1981

SEASON:

3725	2007 (625 rushes in 13 games)
3523	1975 (659 rushes in 11 games)
3456	1989 (680 rushes in 11 games)
3199	2006 (539 rushes in 14 games)
3196	1987 (753 rushes in 12 games)
3145	2003 (626 rushes in 13 games)
3119	1978 (677 rushes in 11 games)
3065	2002 (643 rushes in 14 games)
3011	1977 (604 rushes in 11 games)
2922	1985 (685 rushes in 11 games)
2898	1974 (674 rushes in 11 games)
2721	1986 (668 rushes in 11 games)

YARDS PER GAME

SEASON:

320.3	1975 (3523 yards in 11 games)
314.2	1989 (3456 yards in 11 games)
286.5	2007 (3725 yards in 13 games)
283.5	1978 (3119 yards in 11 games)
273.7	1977 (3011 yards in 11 games)
266.3	1987 (3196 yards in 12 games)
265.6	1985 (2922 yards in 11 games)
263.4	1974 (2898 yards in 11 games)
247.4	1986 (2721 yards in 11 games)
246.7	1988 (2714 yards in 11 games)
241.9	2003 (3145 yards in 13 games)

YARDS PER RUSH

GAME:

11.00	Pittsburg (Kan.) State (54 for 594 yards), 1936
-------	---

10.70	Northwestern (La.) State (47 for 503 yards), 1947
9.73	Eastern Michigan (30 for 292 yards), 2009
9.50	Missouri State (51 for 483 yards), 2005
9.47	Auburn (45 for 426 yards), 2002
9.33	South Carolina (58 for 541 yards), 2007
9.29	Southeast Missouri (41 for 381 yards), 2006
8.28	Louisiana-Monroe (40 for 331 yards), 2006
8.11	North Texas (55 for 446 yards), 2007
8.08	Air Force (62 for 501 yards), 1975
7.95	UTEP (41 for 326 yards), 2010
7.95	Tulsa (37 for 294 yards), 2003

SEASON:

5.96	2007 (625 for 3725 yards)
5.94	2006 (539 for 3199 yards)
5.35	1975 (659 for 3523 yards)
5.08	1989 (680 for 3456 yards)
5.02	2003 (626 for 3145 yards)
5.00	2005 (481 for 2386 yards)
4.99	1977 (604 for 3011 yards)
4.77	2002 (643 for 3065 yards)
4.70	1956 (498 for 2343 yards)
4.61	1978 (677 for 3119 yards)
4.59	2010 (421 for 1935 yards)

PASSING

ATTEMPTS

GAME:

53	Alabama (24 comp), 1999
51	Texas A&M (31 comp), 1971
49	Auburn (35 comp), 2010
49	Kentucky (25 comp), 1999
48	Vanderbilt (28 comp), 2010
47	Ohio State (24 comp), 2011***
47	Wichita State (26 comp), 1969
46	Alabama (24 comp), 2008
46	Oklahoma State (26 comp), 1943
45	Florida (24 comp), 2003
44	Mississippi State (25 comp), 2008
44	LSU (24 comp), 1999
43	ULM (28 comp), 2010
43	Auburn (20 comp), 1997
42	Auburn (20 comp), 2000
42	Memphis (19 comp), 1998
41	Alabama (16 comp), 2009
41	Missouri State (30 comp), 2009
41	Western Illinois (25 comp), 2008
41	Auburn (17 comp), 1993
41	Houston (20 comp), 1990
41	Tulsa (17 comp), 1937
40	LSU (25 comp), 2008
40	Minnesota (18 comp), 2002**
40	Alabama (22 comp), 2001
40	UNLV (18 comp), 2000*

*2000 Las Vegas Bowl | **2002 Music City Bowl

***2011 Sugar Bowl

SEASON:

465	2010 (301 comp)
443	2008 (253 comp)
439	2009 (247 comp)
371	1999 (204 comp)
370	1997 (177 comp)
352	2000 (178 comp)
321	1998 (170 comp)
313	2007 (179 comp)
308	1937
304	2003 (167 comp)
302	2006 (154 comp)
302	1992 (148 comp)
300	1995 (183 comp)
299	2002 (148 comp)
293	1971 (170 comp)
286	2004 (162 comp)
284	1970 (160 comp)
280	2005 (150 comp)
273	1972 (128 comp)
272	1969 (145 comp)
268	2001 (133 comp)
260	1983 (141 comp)

COMPLETIONS

GAME:

35	Auburn (49 attempts), 2010
31	Texas A&M (51 attempts), 1971
30	Missouri State (41 attempts), 2009
28	Vanderbilt (48 attempts), 2010
28	ULM (43 attempts), 2010
27	Texas A&M (38 attempts), 2010
27	LSU (38 attempts), 1998
26	Wichita State (47 attempts), 1969
26	Oklahoma State (46 attempts), 1943
25	Alabama (38 attempts), 2010
25	LSU (40 attempts), 2008
25	Mississippi State (44 attempts), 2008
25	Tulsa (38 attempts), 2008
25	Western Illinois (41 attempts), 2008
25	Kentucky (49 attempts), 1999
24	Ohio State (47 attempts), 2011**
24	Auburn (37 attempts), 2009
24	Florida (38 attempts), 2008
24	Alabama (46 attempts), 2008
24	Florida (45 attempts), 2003
24	Alabama (53 attempts), 1999
24	LSU (44 attempts), 1999
23	UTEP (31 attempts), 2010
23	Tennessee Tech (30 attempts), 2010
23	Troy (30 attempts), 2009
23	South Carolina (27 attempts), 2009
23	Florida (39 attempts), 2004
23	Tennessee (37 attempts), 1997
23	SMU (34 attempts), 1984
22	Louisiana-Monroe (34 attempts), 2008
22	Alabama (40 attempts), 2001
22	Tennessee (27 attempts), 1995
22	SMU (39 attempts), 1992
22	Alabama (39 attempts), 1980*
22	Baylor (35 attempts), 1968
22	Oklahoma State (35 attempts), 1971
22	SMU (37 attempts), 1935

*1980 Sugar Bowl | **2011 Sugar Bowl

SEASON:

301	2010 (465 attempts)
253	2008 (443 attempts)
247	2009 (439 attempts)
204	1999 (371 attempts)
183	1995 (300 attempts)
179	2007 (313 attempts)
178	2000 (352 attempts)
177	1997 (370 attempts)
170	1998 (321 attempts)
170	1971 (293 attempts)
167	2003 (304 attempts)

COMPLETION PERCENTAGE

SEASON:

.647	2010, (301 of 465)
.639	1979, (122 of 191)
.610	1995, (183 of 300)
.600	1986, (78 of 130)
.580	1971, (170 of 293)
.574	1967, (116 of 202)
.572	2007, (179 of 313)
.571	2008, (253 of 443)
.571	1987, (72 of 126)
.566	2004, (162 of 286)
.563	2009, (225 of 439)
.563	1970, (160 of 284)
.563	1957, (63 of 112)

YARDS

GAME:

447	Missouri State (30-41, 3 TD, 1 INT), 2009
428	Auburn (35-49, 5 TD, 2 INT), 2010
417	Vanderbilt (28-48, 3 TD, 0 INT), 2010
408	Georgia (21-39, 5 TD, 0 INT), 2009
405	Troy (23-30, 5 TD, 1 INT), 2009
400	ULM (28-43, 3 TD, 1 INT), 2010
387	LSU (18-38, 2 TD, 0 INT), 1997
385	Tulsa (25-38, 1 TD, 1 INT), 2008
380	Georgia (21-33, 3 TD, 0 INT), 2010
372	Oklahoma State (26-46, 2 TD, 0 INT), 1943
362	TCU (18-32, 2 TD, 2 INT), 1970
357	Alabama (25-38, 1 TD, 3 INT), 2010

RECORDS: Team Records

FOOTBALL

349	Texas Tech (17-25, 3 TD, 0 INT), 1957
345	Texas A&M (31-51, 0 TD, 1 INT), 1971
343	Florida (24-45, 3 TD, 3 INT), 2003
338	Ole Miss (17-35, 2 TD, 2 INT), 1970*
335	Texas Tech (18-33, 3 TD, 2 INT), 1967
334	LSU (27-38, 2 TD, 0 INT), 1998
333	Mississippi State (25-44, 3 TD, 1 INT), 2008
329	South Carolina (23-27, 0 TD, 0 INT), 2009
327	New Mexico State (18-24, 3 TD, 0 INT), 2004
327	SMU (21-37, 2 TD, 2 INT), 1970
325	Auburn (20-43, 1 TD, 2 INT), 1997
323	Tennessee Tech (23-30, 3 TD, 2 INT), 2010
323	Louisiana-Monroe (22-34, 2 TD, 0 INT), 2008
320	LSU (13-23, 3 TD, 2 INT), 2010
318	Western Illinois (25-41, 2 TD, 1 INT), 2008
316	Alabama (24-53, 1 TD, 1 INT), 1999
315	Texas Tech (19-33, 0 TD, 0 INT), 1969
313	Mississippi State (18-34, 5 TD, 2 INT), 2009
310	Texas A&M (27-38, 3 TD, 1 INT), 2010
307	North Carolina (14-29, 2 TD, 1 INT), 1981 **
305	Mississippi State (17-26, 3 TD, 1 TD)
304	TCU (20-32, 4 TD, 0 INT), 1972
303	South Carolina (21-30, 1 TD, 1 INT)
299	Wichita State (26-47, 2 TD, 0 INT), 1969
297	Eastern Michigan (19-27, 3 TD, 1 INT), 2009
296	Memphis (19-42, 1 TD, 2 INT), 1998
288	Wichita State (12-23, 3 TD, 1 INT), 1970
287	Tulsa (17-41, 3 TD, 2 INT), 1937
286	Auburn (17-41, 0 TD, 1 INT), 1993
283	Texas (14-29, 1 TD, 2 INT), 2004
282	Ole Miss (20-38, 2 TD, 1 INT), 2008
282	Louisiana-Monroe (19-29, 4 TD, 1 INT), 2004
280	LSU (25-40, 3 TD, 1 INT), 2008
277	Ohio State (24-47, 2 TD, 1 INT), 2011***
276	Tennessee (22-27, 3 TD, 0 INT), 1995

*1970 Sugar Bowl | **1981 Gator Bowl
***2011 Sugar Bowl

SEASON:

4338	2010 (301 of 465)
3842	2009 (247 of 439)
3115	2008 (253 of 443)
2668	1998 (170 of 321)
2576	1999 (204 of 371)
2462	2003 (167 of 304)
2448	1970 (160 of 284)
2381	1997 (177 of 370)
2327	1971 (170 of 293)
2316	2004 (162 of 286)
2206	1995 (183 of 300)
2125	2007 (179 of 313)
2093	2006 (154 of 302)
1958	1990 (124 of 245)
1927	1969 (145 of 272)
1916	2000 (178 of 352)
1885	2002 (148 of 299)
1844	1983 (141 of 260)

YARDS PER GAME

SEASON:

333.7	2010 (4338 in 13 games)
278.8	2009 (3624 in 13 games)
259.6	2008 (3115 in 12 games)
242.5	1998 (2668 in 11 games)
234.2	1999 (2576 in 11 games)
225.5	1970 (2448 in 11 games)
218.9	2002 (3065 in 14 games)
216.5	1997 (2381 in 11 games)
211.5	1971 (2327 in 11 games)
210.5	2004 (2316 in 11 games)
189.4	2003 (2462 in 13 games)
183.8	1995 (2206 in 12 games)
178.0	1990 (1958 in 11 games)
175.2	1969 (1927 in 11 games)
174.2	2000 (1916 in 11 games)
172.0	1968 (1720 in 10 games)
167.6	1983 (1844 in 11 games)
167.0	1982 (1837 in 11 games)
163.5	2007 (2125 in 13 games)

YARDS PER ATTEMPT

SEASON:

9.45	1957 (112 for 1058)
9.43	1986 (130 for 1226)

9.33	2010 (465 for 4338)
9.32	1985 (120 for 1118)
8.99	2009 (403 for 3624)
8.96	1989 (164 for 1470)
8.70	1988 (180 for 1566)
8.62	1970 (284 for 2448)
8.31	1998 (321 for 2668)
8.18	1979 (191 for 1563)
8.10	2004 (286 for 2316)
8.10	2003 (304 for 2462)
7.99	1984 (211 for 1686)
7.99	1990 (245 for 1958)

TOUCHDOWN PASSES

GAME:

6	Pittsburg (Kan.) State, 1936	36	2010
5	UTEP, 2010	32	2009
5	Auburn, 2010	26	1998
5	Mississippi State, 2009	24	2007
5	Troy, 2009	23	2006
5	Georgia, 2009	21	1999
5	Mississippi St., 2007	20	2003
5	Vanderbilt, 1994	19	2008
4	Ole Miss, 2007	19	2004
4	Louisiana-Monroe, 2004	18	2002
4	LSU, 2001	18	1990
4	Louisiana-Monroe, 2000	15	1970
4	SMU, 1967		
4	TCU, 1972		
4	Ole Miss, 1937		
4	Rice, 1983		

PASSES HAD INTERCEPTED

GAME:

8	SMU, 1951	30	1937
6	Texas A&M, 1972	26	1950
6	SMU, 1951	22	1952
6	Texas A&M, 1950	21	1951
5	Georgia, 1991*	18	2008
4	Alabama, 2008	18	2006
4	Baylor, 1979	17	1972
4	North Texas, 1971	16	1982
4	Texas A&M, 1952	16	1971
4	Pittsburg (Kan.) State, 1936	16	1949
	*1991 Independence Bowl	15	2010
		15	2000
		15	1970
		14	1967

TOTAL OFFENSE

PLAYS

GAME:

110	Wichita State (63 rushes, 47 passes, 545 yards, 4 TD), 1969
107	Okl. St. (77 rushes, 30 passes, 500 yds, 6 TD), 1969
107	Rice (81 rushes, 26 passes, 620 yds, 5 TD), 1981
106	Miss (80 rushes, 26 passes, 531 yards, 8 TD), 2001
99	Kentucky (71 rushes, 28 passes, 9 TD), 2003
97	Houston (56 rushes, 41 passes, TD), 1990
97	TCU (85 rushes, 12 passes, 610 yds, 6 TD), 1980
95	Texas Tech (60 rushes, 35 passes, TD), 1990
95	TCU (75 rushes, 20 passes, 4 TD), 1986
94	Tennessee (72 rushes, 22 passes, 4 TD), 1990*
94	New Mexico (71 rushes, 23 passes, 6 TD), 1987
93	Ole Miss (68 rushes, 25 passes, TD), 1990
93	Okl. State (58 rushes, 35 passes, 4 TD), 1971
91	Utah State (80 rushes, 11 passes, 4 TD), 1975
91	Texas A&M (75 rushes, 16 passes, 3 TD), 1984
91	Rice (68 rushes, 23 passes, 4 TD), 1979

*1990 Cotton Bowl

SEASON:

942	2002 (643 rushes, 299 passes, 40 TD)
938	2007 (625 rushes, 313 passes, 57 TD)
930	2003 (626 rushes, 304 passes, 54 TD)
893	1982 (644 rushes, 249 passes, 33 TD)
886	2010 (421 rushes, 465 passes, 58 TD)
879	1987 (753 rushes, 126 passes, 34 TD)
875	1971 (582 rushes, 293 passes, 43 TD)
857	1970 (571 rushes, 286 passes, 50 TD)
851	1984 (640 rushes, 211 passes, 31 TD)
846	1995 (546 rushes, 300 passes, 33 TD)

846	1981 (597 rushes, 249 passes, 31 TD)
844	1989 (680 rushes, 164 passes, 41 TD)

YARDS

GAME:

859	Pittsburg (Kan.) St. (594 rushing, 265 passing, 86 plays, 8 TD), 1936
713	North Texas (446 rushing, 267 passing, 80 plays, 8 TD), 2007
658	TCU (296 rushing, 362 passing, 83 plays, 7 TD), 1970
650	S. Carolina (541 rushing, 109 passing, 69 plays, 7 TD), 2005
647	Houston (391 rushing, 256 passing, TD), 1989
620	UTEP (366 rushing, 254 passing, TD), 1989
620	Rice (421 rushing, 199 passing, 107 plays, 5 TD), 1981
613	SMU (512 rushing, 101 passing, 82 plays, 6 TD), 1977
610	TCU (475 rushing, 135 passing, 97 plays, 4 TD), 1980
605	Kentucky (334 rushing, 271 passing, 9 TD), 2003
592	Troy (187 rushing, 405 passing, 65 plays, 8 TD), 2009
591	Missouri State (144 rushing, 447 passing, 71 plays, 5 TD), 2009
591	Missouri State (493 rushing, 108 passing, 76 plays, 6 TD), 2005
589	Eastern Mich. (292 rushing, 297 passing, 57 plays, 7 TD), 2009
589	New Mexico (502 rushing, 87 passing, 94 plays, 6 TD), 1987
579	Northwestern (423 rushing, 146 passing, 85 plays, 5 TD), 1981
577	UTEP (326 rushing, 251 passing, 72 plays, 8 TD), 2010
576	Mississippi State (322 rushing, 254 passing, 7 TD), 2003
573	Oklahoma State (317 rushing, 256 passing, 93 plays, 4 TD), 1971
569	Navy (423 rushing, 146 passing, 85 plays, 5 TD), 1980
568	Tennessee (361 rushing, 207 passing, 94 plays, 4 TD), 1990*
566	Auburn (138 rushing, 428 passing, 77 plays, 6 TD), 2010
561	SMU (330 rushing, 231 passing, 77 plays, 5 TD), 1994
555	Vanderbilt (138 rushing, 417 passing, 84 plays, 5 TD), 2010
549	Tulsa (306 rushing, 243 passing, 82 plays, 3 TD), 1982

*1990 Cotton Bowl

SEASON:

6,273	2010 (1935 rushing, 4338 passing, 58 TD)
5,850	2007 (3725 rushing, 2125 passing, 57 TD)
5,607	2003 (3145 rushing, 2462 passing, 54 TD)
5,555	2009 (1713 rushing, 3842 passing, 55 TD)
5,292	2006 (3199 rushing, 2093 passing, 49 TD)
4,950	2002 (3065 rushing, 1885 passing, 40 TD)
4,926	1989 (3456 rushing, 1470 passing, 41 TD)
4,898	1971 (2571 rushing, 2327 passing, 43 TD)
4,564	1970 (2116 rushing, 2448 passing, 50 TD)
4,542	1977 (3011 rushing, 1531 passing, 43 TD)
4,477	2008 (1362 rushing, 3115 passing, 32 TD)
4,377	2004 (2061 rushing, 2316 passing, 45 TD)
4,360	1975 (3523 rushing, 837 passing, 38 TD)
4,333	1998 (1665 rushing, 2668 passing, 44 TD)
4,280	1988 (2714 rushing, 1566 passing, 36 TD)
4,267	1978 (3119 rushing, 1148 passing, 40 TD)
4,217	1981 (2553 rushing, 1664 passing, 31 TD)
4,185	1982 (2348 rushing, 1837 passing, 33 TD)

YARDS PER GAME

482.5	2010 (6273 in 13 games)
450.0	2007 (5850 in 13 games)
447.8	1989 (4926 in 11 games)
445.3	1971 (4898 in 11 games)
431.3	2003 (5607 in 13 games)
427.3	2009 (5555 in 13 games)
414.9	1970 (4564 in 11 games)
412.9	1977 (4542 in 11 games)
404.9	1969 (4049 in 10 games)
397.9	2004 (4377 in 11 games)
396.4	1975 (4360 in 11 games)
393.9	1998 (4333 in 11 games)
389.1	1988 (4280 in 11 games)
387.9	1978 (4267 in 11 games)

YARDS PER PLAY

GAME:

10.76	Northwestern (La.) State (49 for 527 yards), 1947
10.33	Eastern Michigan (57 for 589 yards), 2009
9.99	Pittsburg (Kan.) State (86 for 859 yards), 1936
9.42	South Carolina (69 for 650 yards), 2007
9.10	Troy (61 for 592 yards), 2009
8.95	Tennessee Tech (58 for 519 yards), 2010
8.91	North Texas (80 for 713 yards), 2007
8.76	North Texas (62 for 543 yards), 1965
8.47	Tulsa (57 for 482 yards), 2003
8.28	Ole Miss (56 for 464 yards), 2010
8.24	TCU (66 for 544 yards), 1974
8.23	Abielene Christian (57 for 469 yards), 1948

RECORDS: Team Records

RAZORBACK

RECORDS: Team Records

SEASON:

7.08	2010 (886 for 6273 yards)
6.66	2009 (834 for 5555 yards)
6.29	2006 (841 for 5292 yards)
6.24	2007 (938 for 5850 yards)
6.03	2003 (930 for 5607 yards)
5.84	1989 (844 for 4926 yards)
5.80	2004 (753 for 4377 yards)
5.76	1998 (752 for 4333 yards)
5.69	1977 (798 for 4542 yards)
5.63	1975 (775 for 4360 yards)
5.60	1971 (875 for 4898 yards)
5.54	1999 (734 for 4067 yards)
5.45	2008 (821 for 4477 yards)
5.33	1970 (857 for 4564 yards)
5.28	1988 (811 for 4280 yards)
5.25	2002 (942 for 4950 yards)
5.21	2005 (761 for 3967 yards)
5.21	1965 (691 for 3603 yards)

FIRST DOWNS

RUSHING

GAME:	SEASON:
29	TCU, 1980
24	Oklahoma State, 1969
23	North Texas State, 1971
22	South Carolina, 2007
22	Ole Miss, 2001
21	Northwestern (La.) State, 1961
21	SMU, 1959
20	Missouri State, 2005
20	Rice, 1956
	150 2002
	148 1988
	146 1982

PASSING

GAME:	SEASON:
19	Auburn, 2010
19	ULM, 2010
19	Troy, 2009
19	Missouri State, 2009
17	Western Illinois, 2008
16	Vanderbilt, 2010
16	Tulsa, 2008
16	Florida, 2003
16	LSU, 1998
16	SMU, 1990
16	Texas A&M, 1971
16	Wichita State, 1969
15	Texas A&M, 1967
14	Ohio State, 2011*
14	UTEP, 2010
14	Alabama, 2010
14	Georgia, 2009
14	Mississippi State, 2008
14	Ole Miss, 2005
14	Kentucky, 2003
14	South Florida, 2002
14	LSU, 2001
14	SMU, 1971
14	Baylor, 1968

*2011 Sugar Bowl

TOTAL

GAME:	SEASON:
37	TCU, 1980
34	South Florida, 2002
34	Navy, 1982
34	Rice, 1981
34	Oklahoma State, 1969
32	Ole Miss, 2001
32	Wichita State, 1969
31	UTEP, 2010
31	North Texas, 2007
30	Auburn, 2010
30	SMU, 1994
30	Utah State, 1975
30	North Texas, 1971
30	Oklahoma State, 1971
29	Missouri State, 2009
29	Louisiana-Monroe, 2005
29	Kentucky, 2003

29	Mississippi State, 2003
29	Rice, 1979

SEASON:

291	2010 (105 rush, 173 pass, 13 penalty)
273	2007 (165 rush, 97 pass, 11 penalty)
273	2003 (142 rush, 117 pass, 14 penalty)
269	1971 (152 rush, 103 pass, 14 penalty)
261	1989 (183 rush, 69 pass, 9 penalty)
255	2002 (150 rush, 87 pass, 18 penalty)
254	2009 (89 rush, 147 pass, 18 penalty)
250	2006 (142 rush, 89 pass, 19 penalty)
241	1978 (172 rush, 54 pass, 15 penalty)
240	1987 (183 rush, 42 pass, 15 penalty)
240	1970 (132 rush, 107 pass, 11 penalty)
237	1969 (133 rush, 89 pass, 15 penalty)
236	1982 (146 rush, 77 pass, 13 penalty)
234	1990 (124 rush, 97 pass, 13 penalty)
232	2008 (83 rush, 134 pass, 15 penalty)
226	1988 (148 rush, 68 pass, 10 penalty)
225	1981 (145 rush, 75 pass, 5 penalty)

PUNTING

PUNTS

GAME:	SEASON:
13	Oklahoma State, 1946
12	TCU (442 for 36.8 average), 1959
11	SMU (506 for 46.0 average), 1965
10	Alabama (358 for 35.8 average), 2009
10	UNLV (434 for 43.4 average), 2001
10	Texas A&M (379 for 37.9 average), 1987
10	Texas Tech (495 for 49.5 average), 1986
10	Rice (349 for 34.9 average), 1963
10	Tulsa (301 for 30.1 average), 1961
10	Texas (350 for 35.0 average), 1959
10	Baylor (330 for 33.0 average), 1955

SEASON:

76	1992 (40.5 average)
74	2002 (36.9 average)
73	1955 (37.5 average)
70	1957 (36.7 average)
69	1996 (40.3 average)
68	1991 (42.2 average)
68	1958 (36.8 average)
68	1949 (37.9 average)
67	2001 (42.5 average)
67	2000 (41.7 average)
67	1950 (38.1 average)

PUNTING YARDS

GAME:	SEASON:
506	SMU (11 punts), 1965
495	Texas Tech (10 punts), 1986
442	TCU (12 punts), 1959
434	UNLV (10 punts), 2001
419	Texas A&M (8 punts), 1976
401	Houston (8 punts), 1983
389	Alabama (8 punts), 2002
387	Baylor (9 punts), 1986
379	Texas A&M (10 punts), 1987
378	Texas (9 punts), 1976

SEASON:

3,075	1992 (76 for 40.5 average)
2,867	1991 (68 for 42.2 average)
2,848	2001 (67 for 42.5 average)
2,801	1976 (65 for 43.1 average)
2,793	2000 (67 for 41.7 average)
2,791	1983 (64 for 43.6 average)
2,777	1996 (69 for 40.3 average)
2,737	1955 (73 for 37.5 average)
2,729	2002 (74 for 36.9 average)
2,577	1949 (68 for 37.9 average)

PUNTING AVERAGE

GAME:	SEASON:
61.0	Texas (3 punts), 1980
59.0	Baylor (2 punts), 1988
54.0	Texas A&M (1 punt), 1959
52.5	TCU (2 punts), 1985
52.4	Texas A&M (8 punts), 1976

52.3	Rice (3 punts), 1977
52.0	Texas A&M (1 punt), 1959
51.5	Texas A&M (2 punts), 1977
51.2	Rice (4 punts), 1975
50.8	Texas Tech (5 punts), 1983

SEASON:

46.2	1986 (54 for 2493 yards)
44.9	1984 (51 for 2234 yards)
44.3	1977 (48 for 2127 yards)
43.6	1983 (64 for 2791 yards)
43.3	1980 (54 for 2340 yards)
43.1	1976 (65 for 2801 yards)
43.0	1975 (37 for 1590 yards)
42.6	2008 (58 for 2468 yards)
42.6	1985 (54 for 2301 yards)
42.5	2001 (67 for 2848 yards)

PUNT RETURNS

GAME:	SEASON:
9	North Texas (165 yards), 1971
9	Rice (89 yards), 1964
8	Ole Miss (53 yards), 1985
8	Texas Tech (130 yards), 1979
8	TCU (107 yards), 1967
8	Tulsa (137 yards), 1961
7	Baylor (110 yards), 1970
7	Wichita State (159 yards), 1969
7	TCU (59 yards), 1968
7	Oklahoma State (33 yards), 1967
7	Tulsa (95 yards), 1957

SEASON:

45	1950 (700 yards)
44	1985 (544 yards)
43	1982 (319 yards)
43	1957 (423 yards)
41	1992 (300 yards)
40	1977 (305 yards)
37	2002 (439 yards)
37	1967 (433 yards)
36	1994 (247 yards)
36	1979 (291 yards)
35	1971 (318 yards)
35	1951 (389 yards)
35	1949 (401 yards)

PUNT RETURN YARDAGE

GAME:	SEASON:
165	North Texas (9 returns), 1971
159	Wichita State (7 returns), 1969
144	Ole Miss (4 returns), 2010
137	Tulsa (8 returns), 1961
127	Kentucky (5 returns), 2003
110	Baylor (7 returns), 1970
107	TCU (8 returns), 1967
95	Tulsa (7 returns), 1957

SEASON:

700	1950 (45 returns)
544	1985 (44 returns)
536	1948 (27 returns)
534	1964 (32 returns)
463	1962 (33 returns)
441	2003 (34 returns)
439	2002 (37 returns)
433	1967 (37 returns)
423	1957 (43 returns)
421	1963 (26 returns)
413	1960 (28 returns)

PUNT RETURN AVERAGE

SEASON:	SEASON:
19.85	1948 (27 for 536 yards)
16.69	1964 (32 for 534 yards)
16.19	1963 (26 for 421 yards)
15.96	1955 (25 for 399 yards)
15.56	1950 (45 for 700 yards)
15.55	2010 (20 for 311 yards)
15.00	1966 (27 for 405 yards)
14.75	1960 (28 for 413 yards)
14.03	1962 (33 for 463 yards)
13.67	1954 (12 for 164 yards)
13.48	1969 (27 for 364 yards)

FOOTBALL

KICKOFF RETURNS

GAME:

10	Auburn (179 yards), 2010
8	Alabama (184 yards), 2008
8	LSU (103 yards), 2003
8	Minnesota (128 yards), 2002*
8	Tennessee (161 yards), 2000
8	Tulsa (222 yards), 1952
7	LSU (109 yards), 2008
7	Missouri (168 yards), 2008**
7	Tennessee (117 yards), 2007
7	Georgia (125 yards), 2001
7	Boise State (135 yards), 2000
6	Ole Miss (122 yards), 2009
6	Florida (145 yards), 2009
6	Texas (150 yards), 2008
6	South Carolina (140 yards), 2006
6	Southern California (184 yards), 2005
6	LSU (118 yards), 2004
6	Alabama (197 yards), 2002
6	Ole Miss (124 yards), 2000
6	Baylor (145 yards), 1986
6	SMU (111 yards), 1984
6	Stanford (194 yards), 1970
6	Texas (95 yards), 1961
6	Texas (109 yards), 1960
6	Texas (92 yards), 1956

*2002 Music City Bowl || **2008 Cotton Bowl

SEASON:

54	2010 (1047 yards)
54	2009 (1283 yards)
53	1990 (1004 yards)
52	2008 (1104 yards)
51	2007 (1125 yards)
44	1952 (872 yards)
42	2002 (872 yards)
41	2001 (867 yards)
41	1987 (688 yards)
39	2000 (760 yards)
37	2006 (921 yards)
37	2003 (714 yards)
36	1996 (663 yards)
36	1995 (698 yards)
36	1993 (640 yards)
35	1972 (684 yards)
35	1949 (744 yards)
33	2005 (965 yards)
33	1999 (677 yards)

KICKOFF RETURN YARDAGE

GAME:

222	Tulsa (8 returns), 1952
200	Hardin-Simmons (2 returns), 1958
197	Alabama (6 returns), 2002
194	Stanford (6 returns), 1970
184	Alabama (8 returns), 2008
184	Southern California (6 returns), 2005
179	Auburn (10 returns), 2010
168	Missouri (7 returns), 2008*
163	Troy (4 returns), 2007
161	Tennessee (8 returns), 2000
152	Houston (4 returns), 1980
150	Texas (6 returns), 2008
147	Kentucky (5 returns), 2007
146	Baylor (3 returns), 1983
145	Auburn (3 returns), 2009
145	Florida (6 returns), 2009
145	Mississippi State (3 returns), 2006
145	Baylor (6 returns), 1986
142	Georgia (5 returns), 2009
140	South Carolina (6 returns), 2006
138	Vanderbilt (3 returns), 1978

*2008 Cotton Bowl

SEASON:

1,283	2009 (54 returns)
1,125	2007 (51 returns)
1,104	2008 (52 returns)
1,047	2010 (54 returns)
1,004	1990 (53 returns)
965	2005 (33 returns)
921	2006 (37 returns)

872	2002 (42 returns)
872	1952 (44 returns)
867	2001 (41 returns)
760	2000 (39 returns)

KICKOFF RETURN AVERAGE

SEASON:

29.20	2005 (33 for 965 yards)
25.48	1992 (29 for 739 yards)
24.89	2006 (37 for 921 yards)
24.74	1962 (19 for 470 yards)
23.75	2009 (54 for 1283 yards)
23.00	1986 (26 for 598 yards)
22.29	1980 (24 for 535 yards)
22.26	1971 (23 for 512 yards)
22.10	1959 (30 for 663 yards)
22.06	2007 (51 for 1125 yards)

SCORING

POINTS

GAME:

100	Southwest Missouri State (100-0), 1911
82	Oklahoma Mines (82-0), 1916
73	Texas Southwestern (73-0), 1928
72	Quachita College (72-0), 1908
71	Kentucky (71-63 70T), 2003
66	North Texas (66-7), 2007
65	Drury College (65-6), 1911
64	Northwestern (La.) State (64-0), 1947
63	Eastern Michigan (63-27), 2009
63	Southeast Missouri State (63-7), 2006
63	New Mexico State (63-13), 2004
63	Pacific (63-14), 1988
63	Hendrix State (63-0), 1933
63	Henderson State (63-0), 1910

SEASON:

485	2007 (13 games)
474	2010 (13 games)
468	2009 (13 games)
436	2003 (13 games)
404	2006 (14 games)
402	1970 (11 games)
390	1998 (12 games)
389	1977 (12 games)
385	1989 (12 games)
370	2002 (14 games)
356	1971 (12 games)
353	1969 (11 games)
350	1968 (11 games)
349	1988 (12 games)
336	1978 (12 games)
336	1975 (12 games)

POINTS PER GAME

37.3	2007 (485 in 13 games)
36.5	2010 (474 in 13 games)
36.5	1970 (402 in 11 games)
36.0	2009 (468 in 13 games)
33.5	2003 (436 in 13 games)
32.6	1916 (261 in 8 games)
32.5	1998 (390 in 12 games)
32.4	1977 (389 in 12 games)
32.1	1989 (385 in 12 games)
32.1	1969 (353 in 11 games)
31.8	1968 (350 in 11 games)
30.1	1965 (331 in 11 games)
29.8	2004 (328 in 11 games)
29.8	1911 (268 in 9 games)
29.6	1999 (326 in 11 games)
29.6	1971 (356 in 12 games)
29.1	1988 (349 in 12 games)

TOUCHDOWNS

GAME:

12	Oklahoma Miners, 1916
10	Northwestern (La.) State (9 rush, 1 pass), 1947
9	New Mexico St. (5 rush, 3 pass, 1 blocked punt), 2004
9	Kentucky (5 rush, 3 pass, 1 blocked punt), 2003
8	Troy (3 rush, 5 pass), 2009
8	Eastern Michigan (4 rush, 3 pass, 1 blocked punt), 2009
8	North Texas (5 rush, 3 pass), 2007

8	Southeast Missouri State (5 rush, 3 pass), 2006
9	North Texas (7 rush, 2 pass), 1971
8	Pittsburg (Kan.) State (2 rush, 6 pass), 1936
8	North Texas (7 rush, 1 pass), 1965
8	Wichita St. (3 rush, 3 pass, 1 Int. Ret., 1 punt ret.), 1970

SEASON:

62	2007
60	2010
60	2009
56	2003
55	2006
53	1970
47	1968
45	2002
45	1969
44	1998
44	1965

FIELD GOALS

SEASON:

24	1988
20	1989
19	1981
19	1979
19	1977
18	2002
17	2007
17	1998
17	1992
16	2010
16	2009

PAT KICKS

SEASON:

58	2009
58	2007
56	2010
50	2006
50	2003
50	1970
44	1998
42	2002
42	1965
40	2004
40	1969

PENALTIES

PENALTIES

GAME:

17	Air Force (144 yards), 1975
15	Tulsa (120 yards), 1963
15	Texas Tech (142 yards), 1957
14	Georgia (97 yards), 2001
14	Texas A&M (100 yards), 1964
13	Vanderbilt (130 yards), 2010
13	Texas A&M (108 yards), 2010
13	Kentucky (102 yards), 2008
13	Troy State (112 yards), 2002
13	Utah State (112 yards), 1976
13	Oklahoma State (155 yards), 1956

PENALTY YARDAGE

GAME:

155	Oklahoma State (13), 1956
144	Air Force (17), 1975
142	Texas Tech (15), 1957
132	TCU (12), 1974
130	Vanderbilt (13), 2010
123	Wisconsin (12), 2007*
120	Tulsa (15), 1963
119	TCU (12), 1971
117	Texas A&M (11), 1974
115	Kentucky (12), 1998
115	Tulsa (9), 1970

*2007 Capital One Bowl

FUMBLES

FUMBLES

GAME:

12	Oklahoma State, 1957
11	Baylor, 1956
9	SMU, 1972
9	Baylor, 1972
9	Oklahoma State, 1973

FUMBLES LOST

GAME:

7	Baylor, 1956
6	SMU, 1972
6	North Texas, 1971

RECORDS: Team Records

RAZORBACK

MISCELLANEOUS

Games played: 1,159 in 117 seasons
 Games won: 669
 Games lost: 450
 Games tied: 40
 Fayetteville: 278-112-10 (.708)
 Little Rock: 164-65-4 (.712)
 Road: 178-213-20 (.457)
 Neutral: 49-60-6 (.452)
 Overtime games: 9-2
 Southeastern Conference record: 72-78-2
 Final Southwest Conference record: 249-195-16
 Longest string of games without defeat: 22, 1963-65
 Longest winning streak: 22, 1963-65
 Unbeaten seasons: 1909, 1964, 1965
 Undefeated SWC seasons (including ties):
 1920, 1964, 1965, 1988
 Untied, unbeaten seasons: 1909, 1964, 1965
 Untied, unbeaten SWC seasons: 1964, 1965, 1988
 SWC championships: 13; 1936, 1946, 1954, 1959, 1960,
 1961, 1964, 1965, 1968, 1975, 1979, 1988, 1989
 SEC Western Division championships: 4; 1995,
 1998, 2002, 2006
 Most consecutive losses: 7, 1990, 1952-53
 Most victories in one season: 11 (1964 including
 Cotton Bowl; 1977 including Orange Bowl)
 Most defeats: 8 in 1950, 1952, 1990
 First championship: 1936
 Highest game score by Arkansas: 100-0 (SMS, 1911)
 Highest game score against Arkansas: 103-0 (Oklahoma, 1918)
 Largest victory margin: 100, SMS, 100-0, 1911
 Largest defeat margin: 103, Oklahoma, 103-0, 1918
 Most teams held scoreless by Arkansas team: 6 in 1923
 Most tie games played by Arkansas team: 2; 1906,
 1920, 1932, 1934, 1937, 1946
 Fewest games played by Arkansas team: 1 in 1895
 Most games played by Arkansas team: 14, 2002, 2006
 Arkansas team held scoreless in most games: 6 in 1905
 Longest number of consecutive games in which
 Arkansas scored: 173, 1995-present
 Longest number of consecutive games in which
 Arkansas was held scoreless: 3 in 1905
 Consecutive passes without an interception:
 142, Miss. St. 1997 through Kentucky 1998
 Arkansas has 203 shutouts in 116 years.

RUSHING DEFENSE

RUSHING ATTEMPTS
GAME:
 15 South Carolina, 2006 (51 yards)
 15 South Florida, 2002 (48 yards)
 15 Auburn, 1995 (91 yards)
 16 Texas A&M, 1966 (32 yards)
 17 Baylor, 1964 (89 yards)
 17 Missouri Mines, 1943 (32 yards)
 18 Rice, 1981 (15 yards)
 18 North Texas, 1965 (14 yards)
 19 Memphis, 1998 (51 yards)
 20 Middle Tennessee, 1999 (19 yards)
 22 Southwest Missouri State, 2000 (47 yards)
 22 TCU, 1980 (16 yards)
 22 Oklahoma State, 1969 (-19 yards)
 23 Tulsa, 1963 (13 yards)
 22 SMU, 1950 (-9 yards)
 23 Northwestern (La.) State, 1947 (-2 yards)

SEASON:
 355 1965 (765 yards)
 377 1989 (1294 yards)
 382 1962 (907 yards)
 388 1966 (997 yards)
 390 1998 (1050 yards)
 392 1999 (1136 yards)
 393 1987 (1198 yards)
 394 1988 (1010 yards)
 400 1964 (970 yards)
 403 2005 (1879 yards)
 403 1986 (1441 yards)

RUSHING YARDAGE

GAME:
 -27 Texas, 2000 (25 rushes)*
 -25 Texas Tech, 1981 (39 rushes)
 -23 Tulsa, 1973 (35 rushes)
 -20 Pittsburg (Kan.) State, 1936 (42 rushes)
 -19 Oklahoma State, 1969 (22 rushes)
 -15 Texas A&M, 1970 (46 rushes)
 -9 SMU, 1950 (22 rushes)
 -5 Wisconsin, 2007 (28 rushes)**
 -2 Northwestern (La.) State, 1947 (23 rushes)
 5 Louisiana-Lafayette, 1995 (34 rushes)
 8 Kentucky, 1998 (25 rushes)
 10 Ole Miss, 2005 (34 rushes)
 10 TCU, 1976 (34 rushes)
 11 Louisiana-Monroe, 1996 (24 rushes)
 11 TCU, 1964 (26 rushes)
 13 Tulsa, 1963 (23 rushes)
 14 North Texas, 1965 (18 rushes)
 16 TCU, 1980 (22 rushes)
 18 SMU, 1967 (24 rushes)

*2000 Cotton Bowl | | **2007 Capital One Bowl

SEASON:
 756 1965 (355 rushes)
 907 1962 (382 rushes)
 970 1964 (400 rushes)
 997 1966 (388 rushes)
 1010 1988 (394 rushes)
 1050 1998 (390 rushes)
 1064 1982 (420 rushes)
 1131 1996 (342 rushes)
 1136 1999 (392 rushes)
 1145 1961 (428 rushes)
 1177 1963 (421 rushes)
 1198 1987 (393 rushes)
 1202 1969 (408 rushes)

RUSHING YARDS PER GAME

SEASON:
 75.6 1965 (756 yards in 10 games)
 90.7 1962 (907 yards in 10 games)
 91.8 1988 (1010 yards in 11 games)
 95.5 1998 (1050 yards in 11 games)
 96.7 1982 (1064 yards in 11 games)
 97.0 1964 (970 yards in 10 games)
 99.7 1966 (997 yards in 10 games)
 99.8 1987 (1198 yards in 12 games)
 102.8 1996 (1131 yards in 11 games)
 103.3 1999 (1136 yards in 11 games)
 113.6 2002 (1590 yards in 14 games)
 113.6 1978 (1250 yards in 11 games)
 114.5 1961 (1145 yards in 10 games)

YARDS PER RUSH

GAME:
 -1.08 Texas, 2000 (25 for -27 yards)*
 -.86 Oklahoma State, 1969 (22 for -19 yards)
 -.66 Tulsa, 1973 (35 for -23 yards)
 -.64 Texas Tech, 1981 (39 for -25 yards)
 -.48 Pittsburg (Kan.) State, 1936 (42 for -20 yards)
 -.41 SMU, 1950 (22 for -9 yards)
 -.33 Texas A&M, 1970 (46 for -15 yards)
 -.18 Wisconsin, 2007 (28 for -5 yards)**
 -.09 Northwestern (La.) State, 1947 (23 for -2 yards)
 0.15 Louisiana-Lafayette, 1995 (34 for 5 yards)
 0.29 Ole Miss, 2005 (34 for 10 yards)
 0.29 TCU, 1976 (34 for 10 yards)
 0.32 Kentucky, 1998 (25 for 8 yards)
 0.42 TCU, 1964 (26 for 11 yards)
 0.46 Louisiana-Monroe, 1996 (24 for 11 yards)
 0.48 Tulsa, 1970 (52 for 25 yards)

*2000 Cotton Bowl | | **2007 Capital One Bowl

SEASON:
 2.13 1965 (355 for 756 yards)
 2.37 1962 (382 for 907 yards)
 2.43 1964 (400 for 970 yards)
 2.53 1982 (420 for 1064 yards)
 2.56 1988 (394 for 1010 yards)
 2.57 1966 (388 for 997 yards)
 2.66 1951 (461 for 1226 yards)
 2.67 1978 (468 for 1250 yards)

2.68 1961 (428 for 1145 yards)
 2.69 1998 (390 for 1050 yards)

PASSING DEFENSE

PASS ATTEMPTS
GAME:
 1 Rice, 1961 (1 comp)
 3 Texas, 1976 (1 comp)
 3 Texas, 1972 (1 comp)
 4 SMU, 1975 (0 comp)
 5 TCU, 1979 (3 comp)
 5 Texas, 1970 (3 comp)
 5 Oklahoma State, 1953 (0 comp)
 6 Texas A&M, 1976 (5 comp)
 6 Oklahoma State, 1975 (3 comp)
 6 Texas A&M, 1960 (3 comp)
 6 TCU, 1955 (4 comp)

SEASON:
 121 1961 (57 completions)
 121 1960 (54 completions)
 122 1954 (48 completions)
 144 1957 (70 completions)
 144 1953 (73 completions)
 149 1955 (58 completions)
 161 1948 (72 completions)
 162 1950 (61 completions)
 163 1947 (79 completions)
 164 1959 (84 completions)

PASS COMPLETIONS

GAME:
 0 SMU, 1975 (4 attempts)
 0 Oklahoma State, 1960 (5 attempts)
 0 Texas A&M, 1956 (8 attempts)
 0 Ole Miss, 1956 (8 attempts)
 0 Oklahoma State, 1953 (7 attempts)
 0 Rice, 1943 (8 attempts)

SEASON:
 48 1954 (122 attempts)
 54 1960 (121 attempts)
 57 1961 (121 attempts)
 58 1955 (149 attempts)
 61 1950 (162 attempts)
 70 1957 (144 attempts)
 72 1948 (161 attempts)
 73 1953 (144 attempts)
 75 1974 (192 attempts)
 77 1964 (166 attempts)

COMPLETION PERCENTAGE

SEASON:
 .377 1950 (61 of 162)
 .389 1955 (58 of 149)
 .391 1974 (75 of 192)
 .393 1954 (48 of 122)
 .415 1949 (98 of 236)
 .430 1951 (80 of 156)
 .432 1977 (98 of 227)
 .441 1975 (87 of 197)
 .446 1960 (54 of 121)
 .447 1948 (72 of 161)
 .455 2007 (220 of 484)
 .457 1972 (90 of 197)

PASSING YARDAGE

GAME:
 0 SMU (0-for-4), 1975
 0 Oklahoma State (0-for-7), 1960
 0 Texas A&M (0-for-8), 1956
 0 Ole Miss (0-for-8), 1956
 0 Oklahoma State (0-for-5), 1953
 0 NW Louisiana State (NA), 1947
 0 Rice (0-for-8), 1943
 3 Pittsburg (Kan.) State (1-for-14), 1936
 6 Houston (1-for-13), 1977
 6 Rice (1-for-1), 1961
 7 Texas (1-for-12), 1951
 7 Ole Miss (1-for-7), 1945

RECORDS: Miscellaneous / Team Defense Records

FOOTBALL

SEASON:

538	1954 (48 for 122)
629	1961 (57 for 121)
641	1960 (54 for 121)
797	1955 (58 for 148)
835	1964 (77 for 166)
839	1948 (72 for 161)
866	1947 (79 for 163)
949	1959 (84 for 164)
958	1953 (73 for 144)
964	1956 (87 for 185)

TOUCHDOWNS

SEASON:

1	1977
2	1973
3	1975
3	1969
3	1964
3	1960
3	1959
4	1982
4	1979
4	1966

INTERCEPTIONS

GAME:

9	SMU, 1970	SEASON:	
8	SMU, 1951	32	1970
7	Texas Tech, 1968	32	1949
7	Rice, 1966	24	1971
6	Mississippi State, 2003	24	1965
6	Baylor, 1965	23	1966
6	TCU, 1964	22	1987
6	Tulsa, 1963	22	1986
5	Florida International, 2007	21	1988
5	Louisiana-Monroe, 2006	20	2007
5	Wichita State, 1970	20	1985
5	Texas Tech, 1969	20	1968
5	Texas, 1955		
5	Rice, 1949		

INTERCEPTION RETURN YARDAGE

GAME:

129	Mississippi State, 2006 (2 returns)
114	Tulsa, 1963 (6 returns)
109	Texas, 1956 (2 returns)
105	Auburn, 2001 (2 returns)
100	North Texas, 2007 (2 returns)
94	SMU, 1970 (9 returns)
90	Texas Tech, 1968 (7 returns)

TOTAL DEFENSE

FEWEST PLAYS

GAME:

24	Northwestern (La.) State, 1947
39	Rice, 1981
39	Rice, 1961
40	Baylor, 1964
40	Abilene Christian, 1948
41	Tulsa, 1961
42	Southwest Missouri State, 2000
42	TCU, 1964
42	Texas Tech, 1959
44	TCU, 1980
44	Texas A&M, 1962
45	TCU, 1982
45	SMU, 1960
45	Oklahoma State, 1960

SEASON:

549	1961 (428 rush, 121 pass)
553	1960 (432 rush, 121 pass)
566	1964 (400 rush, 166 pass)
581	1962 (382 rush, 199 pass)
592	1948 (431 rush, 161 pass)
610	1959 (446 rush, 164 pass)
616	1963 (421 rush, 195 pass)
645	1955 (496 rush, 149 pass)
646	1965 (355 rush, 291 pass)
647	1951 (461 rush, 186 pass)

YARDS

GAME:

-17	Pittsburg (Kan.) State, 1936 (-20 rushing, 3 passing)
-2	Northwestern (La.) State, 1947 (-2 rushing, 0 passing)
40	Abilene Christian, 1948 (26 rushing, 14 passing)
64	Northwestern (La.) State, 1946 (32 rushing, 32 passing)
65	TCU, 1982 (28 rushing, 37 passing)
74	Northwestern (La.) State, 1961 (52 rushing, 22 passing)
77	Rice, 1961 (71 rushing, 6 passing)
78	Oklahoma State, 1969 (-19 rushing, 97 passing)
83	Tulsa, 1961 (62 rushing, 21 passing)
86	Rice, 1982 (32 rushing, 54 passing)
91	Ole Miss, 1945 (84 rushing, 7 passing)
92	TCU, 1946 (55 rushing, 37 passing)
93	Tulsa, 1974 (28 rushing, 65 passing)

SEASON:

1,774	1961 (1145 rushing, 629 passing)
1,805	1964 (970 rushing, 835 passing)
1,971	1960 (1330 rushing, 641 passing)
2,001	1962 (907 rushing, 1094 passing)
2,136	1948 (1297 rushing, 839 passing)
2,209	1963 (1177 rushing, 1032 passing)
2,417	1959 (1468 rushing, 949 passing)
2,418	1951 (1226 rushing, 1192 passing)
2,456	1965 (756 rushing, 1700 passing)
2,504	1966 (997 rushing, 1507 passing)

YARDS PER GAME

SEASON:

177.4	1961 (1774 in 10 games)
180.5	1964 (1805 in 10 games)
197.1	1960 (1971 in 10 games)
200.1	1962 (2001 in 10 games)
213.6	1948 (2136 in 10 games)
220.9	1963 (2209 in 10 games)
241.7	1959 (2417 in 10 games)
241.8	1951 (2418 in 10 games)
244.1	1978 (2685 in 11 games)
245.6	1965 (2456 in 10 games)

FIRST DOWNS

RUSHING

GAME:

0	Northwestern (La.) State, 1947
1	Wisconsin, 2007*
1	Southeast Missouri State, 2006
1	Tulsa, 1966
1	Texas A&M, 1965
1	Texas A&M, 1963
1	TCU, 1964
2	La.-Monroe, 2008
2	Ole Miss, 2005
2	Georgia, 2005
2	Mississippi State, 2000
2	Southwest Missouri State, 2000
2	TCU, 1982
2	North Texas, 1965
2	Baylor, 1965
2	Tulsa, 1965

*2007 Capital One Bowl

SEASON:

53	1965
56	1962
60	1964
60	1951
65	1985
66	1988
68	1963
68	1961
68	1948

PASSING

GAME:

0	Chattanooga, 2007
0	Tulsa, 1981
0	Houston, 1977
0	SMU, 1975
0	Rice, 1964
0	Oklahoma St., 1961

0

0	Rice, 1960
0	Oklahoma St., 1960
0	Texas A&M, 1956
0	Ole Miss, 1956
0	Oklahoma St., 1953
0	NW (La.) State, 1947
0	Rice, 1943
1	Vanderbilt, 2010
1	Troy State, 2002
1	Texas A&M, 1975
1	Wichita State, 1964
1	SMU, 1963
1	Rice, 1963

SEASON:

28	1950
29	1954
32	1961
32	1960
38	1951
40	1955
41	1948
42	1953
43	1964
46	1956
46	1947

TOTAL

GAME:

0	Northwestern (La.) State, 1947
2	TCU, 1982
4	Rice, 1981
5	Texas A&M, 1962
5	Rice, 1961
5	Northwestern (La.) State, 1961
5	Tulsa, 1961

SEASON:

104	1951 (60 rush, 38 pass, 6 penalty)
106	1961 (68 rush, 32 pass, 6 penalty)
114	1948 (68 rush, 41 pass, 5 penalty)
117	1964 (60 rush, 43 pass, 14 penalty)
121	1962 (56 rush, 56 pass, 9 penalty)
122	1960 (81 rush, 32 pass, 9 penalty)
122	1950 (86 rush, 28 pass, 8 penalty)
129	1963 (68 rush, 50 pass, 10 penalty)
135	1982 (61 rush, 68 pass, 6 penalty)
135	1947 (NA rush, 46 pass, NA penalty)

POINTS ALLOWED

GAME:

0	203 times (Most recent: Utah State, 2006)
---	---

SEASON: (10 game min.)

61	1933 (11 games)
64	1964 (11 games)
69	1924 (10 games)
73	1966 (10 games)
76	1934 (10 games)
87	1960 (11 games)
87	1936 (10 games)
88	1926 (10 games)
89	1937 (10 games)
92	1946 (11 games)

SACKS

SACKS YEAR YARDS

40	1998	308
39	1988	N/A
37	2010	229
37	2006	262
37	1995	287
33	2005	248
33	1994	249
33	1989	248
33	1985	N/A
31	1999	224
31	1992	200

TACKLES FOR LOSS

TFL YEAR YARDS

103	1998	491
95	2010	378
95	2006	470
91	1999	389
91	1978	393
89	2001	262
87	2002	348
86	2007	373
86	2005	405
85	2009	339
85	2003	247

RECORDS: Team Defense Records

RAZORBACK

Bowl game statistics not counted from 1947-2001. Bowl game statistics included from 2002-present. (Averages, SEC/NCAA rank)

YEAR	G	1ST DN	RUSH ATT	RUSH YDS	TD	PASS CMP	PASS ATT	PASS YDS	PCT	TD	INT	TOT OFF	TOTAL POINTS	PNT	PUNT AVG
1947	10	102	—	1733	—	53	111	818	.0477	—	—	2551	191	—	35.8
1948	10	112	441	1994	25	48	102	784	.0471	9	10	2778	227	66	38.4
1949	10	117	473	2076	19	53	133	649	.0398	6	18	2725	167	68	37.9
1950	10	145	487	1776	18	91	226	1170	.403	5	*26	2946	156	67	38.1
1951	10	144	527	1842	17	86	210	1105	.41	8	21	2947	178	64	37.1
1952	10	148	474	1589	16	91	226	1228	.403	8	22	2817	166	57	37.2
1953	10	127	366	1149	8	91	186	1233	.489	9	13	2382	116	59	37.1
1954	10	120	397	1585	20	62	118	875	.525	8	10	2460	189	60	39.7
1955	10	117	474	1854	14	42	89	531	.472	4	8	2385	126	73	37.5
1956	10	137	498	2343	22	28	78	381	.359	2	8	2724	160	52	37.1
1957	10	146	504	2046	22	63	112	1058	.563	6	6	3104	187	70	36.7
1958	10	121	454	1814	19	46	117	562	.393	3	10	2376	147	68	36.8
1959	10	148	512	2106	17	45	90	532	.500	4	13	2638	149	53	36.6
1960	10	147	506	1670	12	53	126	968	.421	12	9	2638	179	58	33.9
1961	10	164	535	2189	17	49	113	726	.434	8	10	2915	180	49	36.0
1962	10	190	570	2412	28	81	147	1158	.551	11	7	3570	286	45	35.2
1963	10	140	464	1457	19	71	170	980	.418	7	10	2485	179	60	37.4
1964	10	151	517	1913	23	65	127	826	.512	6	8	2739	221	51	36.1
1965	10	191	515	2262	34	89	176	1341	.506	10	8	3603	324	57	40.5
1966	10	156	469	1677	22	80	159	1160	.503	8	7	3837	218	53	39.6
1967	10	168	473	1546	16	116	202	1589	.574	11	14	3135	200	64	35.1
1968	10	220	518	1982	30	138	248	1720	.556	13	10	3702	334	55	39.9
1969	11	237	560	2122	33	145	272	1927	.533	12	7	4049	353	52	37.5
1970	11	240	571	2116	*35	160	284	2448	.563	15	15	4564	402	40	36.5
1971	11	269	582	2571	32	170	293	2327	.580	11	16	4898	343	46	34.0
1972	11	216	544	2033	20	128	273	1665	.469	9	17	3698	228	62	35.1
1973	11	173	586	2206	14	82	165	1029	.497	3	13	3235	124	63	36.7
1974	11	186	674	2898	31	40	96	619	.417	6	5	3517	285	54	39.4
1975	11	216	659	3523	33	53	116	837	.457	5	9	4360	305	37	43.0
1976	11	156	585	2364	22	38	104	666	.365	3	8	3030	220	65	43.1
1977	11	213	604	3011	30	98	194	1531	.505	13	12	4542	358	48	44.3
1978	11	241	677	3119	34	85	157	1148	.541	6	9	4267	326	55	40.4
1979	11	210	586	2428	17	122	191	1563	.639	11	9	3991	275	55	40.8
1980	11	192	592	2318	20	109	201	1377	.542	7	11	3695	238	54	43.3
1981	11	225	597	2553	20	132	249	1664	.530	11	13	4217	298	64	38.7
1982	11	236	644	2348	22	116	249	1837	.466	11	16	4185	275	61	41.0
1983	11	199	518	1506	13	141	260	1844	.542	9	9	3350	204	64	43.6
1984	11	210	640	2420	20	117	211	1686	.555	11	15	4106	253	51	43.8
1985	11	209	685	2922	29	61	120	1118	.508	7	4	4040	305	54	42.6
1986	11	221	668	2721	30	78	130	1226	.60	7	2	3947	303	54	*46.2
1987	12	240	*753	3196	31	72	126	940	.571	3	7	4136	283	60	39.3
1988	11	226	631	2714	31	90	180	1566	.500	5	5	4280	346	53	41.6
1989	11	261	680	3456	34	91	164	1470	.555	7	11	4926	358	38	37.1
1990	11	234	553	2112	14	124	245	1958	.506	18	10	4070	263	60	36.5
1991	11	176	538	2029	6	83	201	1016	.413	8	12	3045	160	68	42.2
1992	11	145	415	1131 (102.8, 11)	7	148	302	1528 (138.9, 10)	.490	6	12	2659 (241.7, 12)	172 (15.6, 11)	*76	40.5
1993	11	200	498	2123 (193.0, 5/33)	14	114	233	1354 (123.1, 10)	.489	6	10	3477 (316.1, 9/89)	165 (15.0, 11/98)	56	37.7
1994	11	197	513	1866 (170.0, 5)	12	132	249	1796 (163.3, 10)	.530	14	10	3662 (332.9, 9)	212 (19.3, 10)	56	39.1
1995	12	224	546	1855 (154.6, 5)	20	183	300	2206 (183.8, 8)	.610	12	11	4061 (338.4, 9)	274 (22.8, 8)	59	39.6
1996	11	193	486	1695 (154.0, 6)	15	127	263	1572 (142.9, 10)	.483	6	15	3267 (297.0, 9)	174 (15.8, 10)	69	40.3
1997	11	168	344	622 (56.6, 12)	7	177	370	2381 (216.5, 7/47)	.478	12	15	3003 (273.0, 12)	181 (16.5, 11)	71	41.3
1998	11	223	431	1665 (151.4, 6)	18	170	321	2668 (242.5, 4/32)	.530	26	8	4333 (393.9, 5/35)	359 (32.6, 3/21)	50	38.1
1999	11	201	363	1491 (135.5, 6/72)	16	204	371	2576 (234.2, 4/37)	.550	21	13	4067 (369.7, 6/61)	326 (29.6, 3/31)	51	39.3
2000	11	198	425	1653 (150.3, 5/53)	18	178	352	1916 (174.2, 11)	.506	14	15	3569 (324.5, 10/86)	264 (24.0, 7/168)	67	41.7
2001	11	198	494	1950 (177.3, 3/38)	23	133	268	1613 (146.6, 12/102)	.496	10	11	3563 (323.9, 12/97)	291 (26.5, 7/63)	67	42.5
2002	14	255	643	3065 (218.9, 1/12)	22	148	299	1885 (134.6, 12/109)	.495	18	13	4950 (353.6, 6/84)	370 (26.4, 6/66)	74	36.9
2003	13	273	626	3145 (241.9, 1/5)	34	167	304	2462 (189.4, 12/88)	.549	20	9	5607 (431.3, 2/24)	436 (33.5, 3/21)	54	39.3
2004	11	216	467	2061 (187.4, 2/22)	22	162	286	2316 (210.5, 5/62)	.566	19	13	4377 (397.9, 5/36)	328 (29.8, 3/33)	54	37.8
2005	11	208	481	2386 (216.9, 1/12)	19	150	280	1581 (143.7, 11/108)	.536	13	12	3967 (360.6, 6/66)	283 (25.7, 6/65)	50	41.8
2006	14	250	539	3199 (228.5, 1/4)	26	154	302	2093 (149.5, 11/108)	.510	23	18	5292 (378.0, 4/29)	404 (28.9, 3/31)	63	36.9
2007	13	273	625	*3725 (286.5, 1/4)	33	179	313	2125 (163.5, 11/112)	.572	24	11	5850 (450.0, 2/17)	*485 (37.3, 3/13)	61	40.0
2008	12	232	378	1362 (113.5, 10/97)	13	253	443	3115 (259.6, 2/23)	.571	19	18	4477 (373.1, 4/49)	263 (21.9, 7/91)	58	42.6
2009	13	254	395	1713 (131.8, 10/81)	23	247	439	3842 (295.5, 1/10)	.563	32	9	5555 (427.3, 3/20)	468 (36.0, 1/9)	65	37.8
2010	13	*291	421	1935 (148.8, 9/69)	22	*301	*465	*4338 (333.7, 1/4)	*.647	*36	15	*6273 (482.5, 2/9)	474 (36.5, 2/17)	54	41.8

*Indicates all-time best

RECORDS: Offensive Statistics

FOOTBALL

Bowl game statistics not counted from 1947-2001. Bowl game statistics included from 2002-present. (Averages, SEC/NCAA rank)

YEAR	G	1ST DN	RUSH ATT	RUSH YDS	TD	PASS CMP	PASS ATT	PASS YDS	PCT	TD	INT	TOT OFF	TOTAL POINTS	PNT	PUNT AVG
1947	10	135	—	1709	—	79	163	866	.485	—	—	2575	145	—	37.1
1948	10	114	431	1297	—	72	161	839	.447	—	15	2136	136	71	35.6
1949	10	152	452	1541	—	98	236	1407	.415	—	*32	2948	175	66	35.7
1950	10	122	491	1886	—	61	162	1068	*.377	—	13	2954	163	82	37.7
1951	10	*104	461	1226	—	80	186	1192	.430	—	13	2418	162	80	37.1
1952	10	196	604	2131	—	96	209	1599	.459	—	13	3730	282	43	34.7
1953	10	156	526	2102	—	73	144	958	.507	—	9	3060	161	53	34.6
1954	10	156	544	2260	—	48	122	*538	.393	—	17	2798	90	43	*33.8
1955	10	145	496	1785	—	58	149	797	.389	—	18	2582	115	58	37.9
1956	10	171	544	2066	—	87	185	964	.470	—	14	3030	155	47	36.6
1957	10	153	535	1880	—	70	144	976	.486	—	8	2856	134	69	38.9
1958	10	167	487	1836	—	103	210	1147	.490	—	12	2983	150	49	36.3
1959	10	139	446	1468	10	84	164	949	.512	3	10	2417	94	56	34.7
1960	10	122	432	1330	7	*54	*121	641	.446	3	12	1971	80	52	38.8
1961	10	106	428	1145	7	57	*121	629	.471	5	10	*1774	87	68	35.5
1962	10	121	382	907	9	95	199	1094	.477	5	11	2001	88	60	37.8
1963	10	129	421	1177	7	89	195	1032	.456	6	15	2209	96	63	37.0
1964	10	117	400	970	5	77	166	835	.464	3	15	1805	*57	69	37.1
1965	10	148	*355	*756	8	154	291	1700	.529	5	24	2456	104	61	38.2
1966	10	150	388	997	6	138	288	1507	.479	4	23	2504	73	63	39.3
1967	10	160	472	1415	14	117	230	1346	.509	6	15	2761	149	74	38.1
1968	10	204	430	1380	10	175	312	2093	.561	16	20	3473	187	51	38.5
1969	10	151	408	1202	—	138	297	1553	.465	3	13	2755	76	—	38.4
1970	11	170	503	1353	—	131	278	1585	.471	5	*32	2938	144	67	37.0
1971	11	140	479	1419	7	112	239	1334	.469	11	24	2753	155	*86	37.4
1972	11	176	580	2344	23	90	197	1270	.457	5	15	3614	227	70	37.2
1973	11	177	570	2208	18	103	190	1315	.542	2	10	3523	184	63	37.4
1974	11	169	554	2024	11	75	192	1082	.391	5	9	3106	164	61	39.3
1975	11	190	604	2086	11	87	197	1131	.442	3	10	3217	113	65	38.8
1976	11	186	536	1719	12	119	224	1562	.531	11	16	3281	204	66	41.3
1977	11	165	539	1741	10	98	227	984	.432	*1	17	2725	95	81	40.7
1978	11	156	468	1250	10	116	238	1435	.487	8	11	2685	137	82	41.9
1979	11	183	519	2162	7	103	220	1280	.468	4	13	3442	108	63	42.8
1980	11	192	556	2195	22	106	219	1407	.484	7	7	3602	221	71	36.8
1981	11	175	467	1429	11	145	282	1793	.514	10	17	3312	188	71	41.7
1982	11	135	420	1064	8	126	270	1670	.467	4	14	2734	115	83	41.9
1983	11	187	510	2033	15	124	238	1706	.521	7	13	3739	172	59	41.1
1984	11	156	417	1616	8	150	294	1883	.510	6	15	3219	138	65	39.8
1985	11	169	425	1278	*2	158	319	1983	.495	10	20	3261	129	65	41.5
1986	11	179	403	1441	10	171	321	1790	.533	6	22	3231	142	53	43.3
1987	12	208	393	1198	9	230	425	2677	.541	13	22	3875	199	61	38.2
1988	11	179	394	1010	12	203	340	2230	.597	9	21	3240	173	66	40.2
1989	11	206	377	1294	8	198	347	2395	.571	14	15	3689	199	55	40.0
1990	11	254	475	1996	17	190	286	2430	.664	23	6	4426	360	45	40.9
1991	11	217	467	1833	16	182	317	2175	.574	5	17	4008	179	53	37.2
1992	11	199	495	1905 (173.1, 9)	14	160	275	1720 (156.4, 4/33)	.582	7	17	3625 (329.5, 7/34)	209 (19.0, 7/37)	66	38.9
1993	11	223	463	1853 (168.5, 9/59)	13	171	302	2072 (188.4, 6/34)	.566	7	13	3925 (356.8, 10/45)	208 (18.9, 6/25)	48	39.1
1994	11	185	442	1634 (148.5, 9)	14	153	282	1929 (175.4, 4)	.543	10	6	3563 (323.9, 5/28)	213 (19.4, 6/27)	68	38.6
1995	12	236	424	1251 (104.3, 1/5)	15	225	392	2659 (174.5, 4)	.574	16	16	3910 (325.8, 5/27)	263 (21.9, 7/47)	61	38.8
1996	11	194	379	1131 (102.8, 2/12)	12	186	336	2505 (227.7, 12)	.554	21	11	3636 (330.5, 7/34)	267 (24.3, 10)	64	41.7
1997	11	210	419	1449 (131.8, 8/40)	12	190	348	2419 (219.9, 8)	.546	21	9	3868 (351.7, 10/47)	284 (25.6, 11)	59	38.2
1998	11	191	390	1050 (95.5, 3/7)	6	193	368	2320 (210.9, 6)	.524	14	17	3370 (306.4, 3/18)	182 (16.5, 3/13)	65	42.5
1999	11	187	392	1109 (100.8, 6/12)	14	180	340	2218 (201.6, 5)	.529	12	12	3354 (302.5, 4/17)	208 (18.9, 4/19)	66	42.2
2000	11	175	412	1530 (139.1, 9/T46)	15	143	302	1683 (153.0, 1/2)	.474	14	10	3213 (292.1, 1/12)	258 (23.5, 8/48)	75	37.5
2001	11	208	420	1615 (148.7, 8/57)	13	193	357	2502 (227.5, 7/68)	.541	19	17	4117 (376.2, 9/62)	269 (24.5, 8/52)	60	39.7
2002	14	267	504	1590 (113.6, 2/18)	11	267	483	3283 (234.5, 12/83)	.553	17	19	4873 (348.1, 9/44)	277 (19.8, 6/26)	69	38.8
2003	13	249	505	2041 (157.0, 7/62)	14	213	399	2431 (187.0, 4/21)	.534	17	17	4472 (344.0, 5/36)	305 (23.5, 7/48)	66	39.2
2004	11	209	435	1983 (180.3, 8/82)	15	172	287	2386 (216.9, 11/65)	.599	18	6	4369 (397.2, 10/76)	270 (24.5, 8/50)	57	40.0
2005	11	202	403	1458 (132.5, 6/35)	13	171	336	2303 (209.4, 9/45)	.509	20	12	3761 (341.9, 9/34)	271 (24.6, 10/54)	63	40.2
2006	14	243	461	1604 (114.6, 4/33)	10	215	433	2591 (185.1, 7/36)	.497	20	16	4195 (299.6, 6/26)	256 (18.3, 5/24)	82	38.3
2007	13	271	503	2083 (160.2, 8/64)	18	220	484	2670 (205.4, 6/23)	.455	21	20	4753 (365.6, 8/46)	345 (26.5, 9/54)	82	38.2
2008	12	229	461	2049 (170.8, 12/90)	20	185	347	2453 (204.4, 10/54)	.533	22	11	4502 (375.2, 12/72)	374 (31.2, 12/93)	51	41.8
2009	13	267	501	1985 (152.7, 9/73)	15	239	404	3230 (248.5, 12/99)	.592	22	13	5215 (401.2, 12/89)	326 (25.1, 9/58)	63	39.4
2010	13	236	522	2114 (162.6, 10/71)	21	187	340	2409 (185.3, 6/20)	.550	13	11	4523 (347.9, 5/36)	304 (23.4, 7/47)	72	42.1


*Indicates all-time best

RECORDS: Defensive Statistics

RAZORBACK

NCAA LEADERS

Passing	Class	Games	Att.	Com.	Int.	Pct.	Yds.	TD
1939 Kay Eakin	Sr.	10	193	78	18	.404	962	5
Pass Receiving	Class	Games	No.	Yds.	TD			
1937 Jim Benton	Sr.	10	47	754	7			
Punting	Class	Games	No.	Yds.	TD			
1943 Harold Cox	Fr.	8	37	1518	41.0			
1980 Steve Cox	Sr.	11	47	2186	46.5			
1986 Greg Horne	Sr.	11	49	2313	47.2			
Punt Returns	Class	No.	Yds.	Avg.				
1960 Lance Alworth	Jr.	18	307	17.1				
1961 Lance Alworth	Sr.	28	336	12.0				
1963 Ken Hatfield	Jr.	21	350	16.7				
1964 Ken Hatfield	Sr.	31	518	16.7				
Interception Returns	Class	No.	Yds.					
1949 Jim Rinehart	So.	10	106					
Kick Scoring	Class	PAT	FG	TP				
1970 Bill McClard	Jr.	50-51	10	80				
Field Goals	Class	Games	FG	FGA				
1979 Ish Ordonez	Jr.	11	18	1.64				
1981 Bruce Lahay	Sr.	11	19	1.73				
1988 Kendall Trainor	Sr.	11	24	2.18				



Kendall Trainor is one of three Razorbacks to lead the nation in field goals per game.

SEC LEADERS

RUSHING

2003 Cedric Cobbs - 110.0
 2006 Darren McFadden - 117.6
 2007 Darren McFadden - 140.8

PASSING

2009 Ryan Mallett - 278.8
 2010 Ryan Mallett - 297.6

TOTAL OFFENSE

2009 Ryan Mallett - 276.5

QUARTERBACK SACKS (AVG.)

1995 Steven Conley - 14
 2006 Jamaal Anderson - 14 (1.0)

FIELD GOALS PER GAME

1998 Todd Latourette - 1.70

TACKLES FOR LOSS

1995 Steven Conley - 23

PASSES BROKEN UP

2007 Michael Grant - 20

INTERCEPTIONS

1998 Zac Painter - 5(T)
 2005 Vickiel Vaughn - 4(T)

YARDS PER RECEPTION

1998 Anthony Lucas - 23.35

KICK RETURN AVERAGE

2005 Felix Jones - 31.9
 2007 Felix Jones - 29.6

ALL-PURPOSE RUNNING (AVG.)

2006 Darren McFadden - 147.0
 2007 Darren McFadden - 177.7
 2008 Michael Smith - 141.4

SCORING (AVG.)

2006 Darren McFadden - 98 (7.0)

PAT KICKING PERCENTAGE

2010 Zach Hocker, 100.0

SWC LEADERS

RUSHING YARDS

1945 John Hoffman - 587
 1962 Billy Moore - 585
 1965 Bobby Burnett - 947
 1969 Bill Burnett - 900
 1972 Dickey Morton - 1188
 1976 Ben Cowins - 1162

RUSHING AVERAGE

1962 Billy Moore - 4.5
 1965 Bobby Burnett - 4.1
 1969 Bill Burnett - 4.3
 1976 Ben Cowins - 6.3

PASSES ATTEMPTED

1939 Kay Eakin - 193
 1953 Lamar McHan - 150
 1971 Joe Ferguson - 271

PASSES COMPLETED

1939 Kay Eakin - 78
 1953 Lamar McHan - 78
 1971 Joe Ferguson - 160

NET YARDS PASSING

1935 Jack Robbins - 1219
 1937 Dwight Sloan - 1074
 1953 Lamar McHan - 1107
 1971 Joe Ferguson - 2203

TD PASSES

1953 Lamar McHan - 8
 1971 Joe Ferguson - 11

PASSING ACCURACY

1935 Jack Robbins - .625
 1937 Dwight Sloan - .476
 1953 Lamar McHan - .520
 1971 Joe Ferguson - .590
 1979 Kevin Scanlon - .662
 1980 Tom Jones - .560
 1986 Greg Thomas - .615
 1988 Quinn Grovey - .633

TOTAL OFFENSE PLAYS

1939 Kay Eakin - 312
 1953 Lamar McHan - 293

TOTAL OFFENSE YARDS

1939 Kay Eakin - 1344
 1953 Lamar McHan - 1516
 1971 Joe Ferguson - 2242
 1979 Kevin Scanlon - 1460

PASS RECEIVING

1929 Wear Schoonover - 33
 1937 Jim Benton - 47
 1953 Floyd Sagely - 30
 1971 Mike Reppond - 56
 1984 James Shibest - 51

TANDEM OFFENSE

1961 Lance Alworth - 836
 1969 Bill Burnett - 947
 1972 Dickey Morton - 1274
 1973 Dickey Morton - 1326
 1975 Jerry Eckwood - 115.0*

INTERCEPTIONS

1954 George Walker - 6
 1955 Don Christian - 4
 1956 Gerald Nesbitt - 4
 1966 Gary Adams - 7
 1970 David Hogue - 6
 1971 Louis Campbell - 7
 1988 Patrick Williams - 6

PUNTING

1937 Jack Robbins - 39.4
 1938 Kay Eakin - 41.1
 1939 Kay Eakin - 38.3
 1943 Harold Cox - 41.0
 1953 Lamar McHan - 40.2
 1955 Gerald Nesbitt - 46.9
 1975 Tommy Cheyne - 43.0
 1979 Steve Cox - 43.8
 1980 Steve Cox - 46.5
 1986 Greg Horne - 47.2

PUNT RETURN YARDS

1953 Lamar McHan - 233
 1955 Don Horton - 173
 1960 Lance Alworth - 307
 1961 Lance Alworth - 366
 1962 Ken Hatfield - 267
 1963 Ken Hatfield - 350
 1964 Ken Hatfield - 518
 1965 Jack Brasuell - 285
 1966 Martine Bercher - 375
 1984 Bobby Joe Edmonds - 294

KICKOFF RETURN YARDS

1944 Alton Baldwin - 286
 1945 Alton Baldwin - 242
 1946 Clyde Scott - 170
 1960 Lance Alworth - 328
 1961 Lance Alworth - 300
 1980 Derek Holloway - 407
 1982 Derek Holloway - 21.7*

SCORING

1928 Bevo Beavers - 84
 1931 Homer Ledbetter - 42
 1962 Billy Moore - 84
 1967 David Dickey - 96
 1968 Bill Burnett - 96
 1969 Bill Burnett - 120
 1978 Ish Ordonez - 78
 1979 Ish Ordonez - 80
 1987 James Rouse - 102

TOUCHDOWNS

1957 Gerald Nesbitt - 7
 1962 Billy Moore - 14
 1967 David Dickey - 16
 1968 Bill Burnett - 16
 1969 Bill Burnett - 20

CONVERSIONS MADE

1960 Mickey Cissel - 21
 1971 Bill McClard - 35

*based on per-game average

RECORDS: Individual Statistical Leaders

FOOTBALL

TOTAL OFFENSE

SWC YEAR	GAMES	RUSH YARDS	PASS YARDS	TOTAL YARDS	AVG./GAME
1937	10	NA	NA	2,823	282.3
1962	10	2,412	1,158	3,570	357.0
1965	10	2,262	1,341	3,603	360.3
1971	11	2,571	2,327	4,898	445.3

RUSHING OFFENSE

SWC YEAR	GAMES	ATTEMPTS	RUSH YARDS	AVG./GAME
1962	10	570	2,412	241.2
1965	10	515	2,262	226.2
1975	11	659	3,523	320.3
1985	11	685	2,922	265.6
1986	11	668	2,721	247.4
1989	11	680	3,456	314.2

SEC YEAR	GAMES	ATTEMPTS	RUSH YARDS	AVG./GAME
2002	14	643	3,065	218.9
2003	13	626	3,145	241.9
2005	11	481	2,386	216.9
2006	14	539	3,199	228.5
2007	13	625	3,725	286.5

PASSING OFFENSE

SWC YEAR	GAMES	ATTEMPTS	COMPLETIONS	PASS YARDS	AVG./GAME
1937	10	NA	NA	1,850	185.0
1970	11	286	160	2,448	222.5
1971	11	293	170	2,327	211.5

SEC YEAR	GAMES	ATTEMPTS	COMPLETIONS	PASS YARDS	AVG./GAME
2009	13	403	225	3,624	278.8
2010	13	465	301	4,338	333.7

SCORING OFFENSE

SWC YEAR	GAMES	TOTAL POINTS	AVG. / GAME
1928	9	NA	27.9
1933	10	NA	20.6
1937	10	NA	18.6
1957	10	187	18.7
1960	10	179	17.9
1962	10	286	28.6
1964	10	221	22.1
1965	10	324	32.4
1966	10	218	21.8
1971	11	343	31.2

SEC YEAR	GAMES	TOTAL POINTS	AVG. / GAME
2009	13	468	36.0

THIRD DOWN DEFENSE

SEC YEAR	GAMES	CONV	ATT	PERC
2010	13	62	185	.335

RED ZONE OFFENSE

SEC YEAR	GAMES	RED ZONE	PCT.	TDS	R/P	FG-AT
2004	11	35-40	.875	32	20/12	3-5
2009*	13	47-49	.959	35	19/16	12-14
2010	13	44-49	.898	34	17/17	10-10

TOTAL DEFENSE

SWC YEAR	GAMES	RUSH YARDS	PASS YARDS	TOTAL YARDS	AVG./GAME
1960	10	1,330	641	1,971	197.1
1962	10	907	1,094	2,001	200.1
1964	10	970	835	1,805	180.5
1966	10	997	1,507	2,504	250.4
1967	10	1,415	1,346	2,761	276.1
1970	11	1,353	1,585	2,938	267.1
1971	11	1,419	1,334	2,753	250.3
1982	11	1,064	1,670	2,734	248.5
1984	11	1,336	1,883	3,219	292.6

SEC YEAR	GAMES	RUSH YARDS	PASS YARDS	TOTAL YARDS	AVG./GAME
2000	11	1,530	1,683	3,213	292.1

RUSHING DEFENSE

SWC YEAR	GAMES	ATTEMPTS	RUSH YARDS	AVG./GAME
1951	10	461	1,226	122.6
1962	10	382	907	90.7
1965	10	355	756	75.6
1966	10	388	997	99.7
1968	10	430	1,380	138.0
1971	11	479	1,419	129.0
1982	11	420	1,064	96.7
1985	11	425	1,278	116.2
1987	12	393	1,198	99.8
1988	11	394	1,010	91.8

SEC YEAR	GAMES	ATTEMPTS	RUSH YARDS	AVG./GAME
1995	12	424	1,251	104.3

PASSING DEFENSE

SWC YEAR	GAMES	ATTEMPTS	COMPLETIONS	PASS YARDS	AVG./GAME
1954	10	122	48	538	53.8
1961	10	121	57	629	62.9
1977	11	227	98	984	89.5

SEC YEAR	GAMES	ATTEMPTS	COMPLETIONS	PASS YARDS	AVG./GAME
2000	11	302	143	1,683	153.0

SCORING DEFENSE

SWC YEAR	GAMES	TOTAL POINTS	AVG. / GAME
1954	10	90	9.0
1964*	10	57	5.7
1965	10	104	10.4
1966	10	73	7.3
1969	10	76	7.6
1977	11	95	8.6
1982	11	115	10.5
1984	11	138	12.5
1985	11	129	11.7
1986	11	142	12.9
1988	11	173	15.7

KICKOFF RETURNS

SEC YEAR	GAMES	RET.	YARDS	TDS	AVG.
2005*	11	33	965	1	29.2

PUNT RETURNS

SEC YEAR	GAMES	RET.	YARDS	TDS	AVG.
2010	13	20	311	1	15.6

TURNOVER MARGIN

SEC YEAR	GAMES	--- GAINED ---			--- LOST ---			MARG	PER/G
		FUM	INT	TOT	FUM	INT	TOT		
2002	14	17	19	36	6	13	19	+17	1.21
2003	13	16	17	33	13	9	22	+11	0.85

*Also led NCAA in statistical category

RECORDS: Team Conference Leaders

RAZORBACK

INDIVIDUAL RECORDS

OFFENSIVE

Most Rushing Attempts: 41, Travis Stephens, Tennessee, 2001
Most Net Yards Rushing: 281, Tony Temple, Missouri, 2008*
Most Touchdown Runs: 4, Tony Temple, Missouri, 2008*
Most Passes Attempted: 67, Tim Couch, Kentucky, 1998
Most Passes Completed: 47, Tim Couch, Kentucky, 1998
Most Yards Passing: 499, Tim Couch, Kentucky, 1998
Best Pass Completion Percentage: .895 (17-19), Jason Campbell, Auburn, 2004
Most Passes Had Intercepted: 8, Gary Carter, SMU, 1970
Most Touchdown Passes Thrown: 7, David Klingler, Houston, 1990
Most Passes Caught: 17, Willie Goshu, Auburn, 1995
Most Yards Gained Receiving: 222, Willie Goshu, Auburn, 1995
Best Yards Per Catch Average: 30.3 (4-121) David Yaege, North Texas, 1971
Most Touchdown Passes Caught: 3, Don Ellis, Texas A&M, 1952;
 Emanuel Tolbert, SMU, 1976; Reidel Anthony, Florida, 1996;
 Cedrick Wilson, Tennessee, 2000; J. Armstead, Ole Miss, 2001
Most Total Offensive Plays: 73, Tim Couch, Kentucky, 1998
Most Total Offensive Yards: 473 (16 rushing, 457 passing),
 David Klingler, Houston, 1990
Most Punts: 14, Eddie Hare, Tulsa, 1978
Most Yards Punting: 578, Eddie Hare, Tulsa, 1978
Best Punting Average: 55.5 (2-111), Brian Diehl, Alabama, 1993
Most Punt Returns: 8, Robert Dunn (58 yards), Auburn, 2007
Most Punt Return Yards: 123, Derek Abney, Kentucky, 2002
Most Arkansas Passes Intercepted: 4, Jack Boring, Texas A&M, 1952
Most Yards Gained on Arkansas Passes Intercepted: 98, Eric Berry
 (2 interceptions), Tennessee, 2007
Most Kickoff Returns: 9, Johnny Sears (200 yards), Eastern Michigan, 2009
Most Kickoff Return Yards: 225, Chris Gulliver (8 returns), South Carolina, 2007
Most Touchdowns Responsible For: 6, Eli Manning, Ole Miss, 2001
Most Points Responsible For: 36, Eli Manning, Ole Miss, 2001
Most Extra Points Made: 9, Alex Walls, Tennessee, 2000
Most Field Goals Attempted: 7, Abby Daigle, Oklahoma State, 1974
Most Field Goals Made: 5, Jeff Ward, Texas, 1985; Brian Hazelwood,
 Mississippi State, 1998; Dan Nystrom, Minnesota, 2002
Longest Rushing Play: 97, John Avery, Ole Miss, 1997
Longest Passing Play: 99, Gino Torretta to Horace Copeland, Miami, 1991
Longest Punt Return: 92, Fred Jacob, Rice, 1942
Longest Kickoff Return: 100, Anthony Davis, Southern Cal, 1974;
 Arthur Washington, SMU, 1974; Deuce McAllister, Ole Miss, 1999;
 Marlon McClure, UTEP, 2010
Longest Punt: 88, Larry Isbell, Baylor, 1950
Longest Field Goal: 58, Russell Erxleben, Texas, 1977

*2008 Cotton Bowl

TEAM RECORDS

OFFENSIVE

Most First Downs: 34, Baylor, 1983
Most First Downs Rushing: 26, Texas, 1970
Most First Downs Passing: 21, Kentucky, 1998
Most Rushing Attempts: 90, Texas, 1970
Most Net Yards Rushing: 505, Rice, 1953
Fewest Yards Lost Rushing: 0, Hardin-Simmons, 1958; Tulsa, 1962
Most Passes Attempted: 67, Kentucky, 1998
Most Passes Completed: 47, Kentucky, 1998
Most Yards Passing: 499, Kentucky, 1998
Most Touchdown Passes Thrown: 7, Houston, 1990
Most Total Offense Plays: 103, Kentucky, 2003
Most Total Offense Yards: 736, Southern California, 2005
Most Punts: 14, Tulsa, 1978
Most Yards Punting: 578, Tulsa, 1978
Fewest Punts: 0, Northwestern (La.) State, 1947
Fewest Punt Yards: 0, Northwestern (La.) State, 1947
Most Punt Returns: 8, Auburn (58 yards), 2007
Most Punt Return Yards: 123, Kentucky, 2002
Most Kickoff Returns: 11, North Texas (215 yards), 2007
Most Kickoff Return Yards: 271, UTEP (10 returns), 2010
Most Points: 103, Oklahoma, 1918
Most Extra Points Attempted and Made: 10, Southern California, 2005
Most Field Goals Attempted: 7, Oklahoma State, 1974
Most Field Goals Made: 5, Texas, 1985; Mississippi State, 1998;
 Minnesota, 2002

DEFENSIVE

Fewest Arkansas First Downs: 3 vs. Baylor, 1958
Fewest Arkansas First Downs Rushing: 0 vs. Florida, 1997
Fewest Arkansas First Downs Passing: 0, 14 times (Last time vs. SMU, 1991)
Fewest Arkansas Rushing Attempts: 20 vs. Alabama, 2010
Fewest Arkansas Net Rushing Yards: -56 vs. Florida, 1997
Most Arkansas Yards Lost Rushing: 84 vs. Florida, 1997
Fewest Arkansas Passes Attempted: 0 vs. Oklahoma State, 1976
Fewest Arkansas Passes Completed: 0, Five times (Last time vs. Texas A&M, 1991)
Most Arkansas Passes Intercepted: 8 vs. SMU, 1951
Most Opponent Yards Gained on Arkansas Passes Intercepted:
 132 vs. Tennessee (3 interceptions), 2007
Fewest Arkansas Yards Passing: -11 vs. USC, 1974
Fewest Arkansas Total Offensive Plays: 26 vs. Texas, 1947
Fewest Arkansas Total Offensive Yards: 42 vs. UCLA, 1988 (21 rush, 21 pass)

RECORDS: Opponent Records

FOOTBALL

1964 NATIONAL CHAMPIONSHIP



PLAYERS LEFT TO RIGHT: FIRST ROW: 1.Gary Robinson; 2.Ronnie Mac Smith; 3.Tom McNelly; 4.Fred Marshall; 5.Jerry Welch; 6.Jim Finch; 7.Dick Hatfield; 8.Ken Hatfield; 9.Jim Lindsey; 10.Johnny Majors. SECOND ROW: 11.Bill Ferrell; 12.Randy Stewart; 13.Jerry Jones; 14.Mike Jordan; 15.Tommy Sain; 16.Bobby Roper; 17.Jim Williams; 18.Larry Watkins; 19.Loyd Phillips; 20.Bobby Burnett; 21.Lee Johnson; 22.Melvin Gibbs; 23.Glen Ray Hines; 24.Mike Bender; 25.Jim Mackenzie. THIRD ROW: 26.Lon Ferrell; 27.Merv Johnson; 28.Eddie Woodlee; 29.Martine Bercher; 30.Dick Cunningham; 31.Harry Jones; 32.Jimmy Johnson. FOURTH ROW: 33.Bobby Nix; 34.Richard Trail; 35.Tommy Burnett; 36.Guy Jones; 37.Joe Black; 38.Bill Gray; 39.Claud Smythe; 40.Jackie Brasuell; 41.Stu Berryhill; 42.Bobby Crockett; 43.Charles Daniel

Without question, the proudest moment in the history of Arkansas Razorback football is the 1964 national championship. Head coach Frank Broyles led his '64 team to an undefeated 10-0 regular season record and a 10-7 Cotton Bowl victory over Nebraska.

The 1964 national championship was historic not so much for who won but for when the title was awarded.

In 1964, seven different entities named a mythical national champion. The two most notable polls to fans at the time — The Associated Press and the United Press International — did not wait until after the bowl games to award their champion. Because of that, Alabama was named the national champ by the AP, UPI and Littenhous groups. However, the Crimson Tide went on to lose 21-17 to Texas in the Orange Bowl and finish 10-1 on the year.

Arkansas remained the only undefeated team in the country at 11-0 with its victory over Nebraska. Two groups who waited until after the bowl games to name their champion — The Football Writers Association of America and the Helms Athletic Foundation — named Frank Broyles' Razorbacks as national champs. Notre Dame and Michigan also were honored by lesser known polls. Both the AP (1965) and UPI (1974) eventually changed their procedure, choosing to wait until after the bowls to announce their final polls.

HISTORY: 1964 National Championship

1964 GAME-BY-GAME

Arkansas 14, Oklahoma State 10 | Sept. 19, 1964 • Little Rock, Ark.

- ▷ The Hogs earned 235 yards rushing including touchdown runs by Jim Lindsey and Bobby Burnett.
- ▷ Arkansas staged a 64-yard game-winning drive in the third quarter to secure the victory.

Arkansas 31, Tulsa 22 | Sept. 26, 1964 • Fayetteville, Ark.

- ▷ Arkansas scored 31 straight points after trailing 14-0 midway through the first quarter.
- ▷ UA All-American linebacker Ronnie Caveness returned an interception for a touchdown and recovered a fumble in the win.

Arkansas 29, TCU 6 | Oct. 3, 1964 • Fort Worth, Texas

- ▷ The Razorbacks intercepted TCU six times in the victory including two thefts by defensive halfback Bill Gray.
- ▷ UA quarterback Fred Marshall threw for 157 yards and scored a touchdown rushing.

Arkansas 17, Baylor 6 | Oct. 10, 1964 • Little Rock, Ark.

- ▷ Arkansas racked up 342 yards of total offense.
- ▷ The Hogs collected six Baylor turnovers including three interceptions and three fumble recoveries.

Arkansas 14, Texas 13 | Oct. 17, 1964 • Austin, Texas

- ▷ Ken Hatfield's 81-yard punt return for a touchdown set the tone for the UA victory.
- ▷ UA linebacker Ronnie Caveness tallied 25 tackles against the Longhorns.

Arkansas 17, Wichita State 0 | Oct. 24, 1964 • Little Rock, Ark.

- ▷ Arkansas blanked the Shockers in the first of its school-record-tying five straight shutouts.
- ▷ Quarterback Fred Marshall ran for a score and passed to Jim Lindsey for another in the win.

Arkansas 17, Texas A&M 0 | Oct. 31, 1964 • College Station, Texas

- ▷ The UA defense limited Texas A&M to seven yards rushing in the final 30 minutes of the game.
- ▷ UA offensive halfback Jack Brasuell scored twice on the ground in the win over the Aggies.

Arkansas 21, Rice 0 | Nov. 7, 1964 • Fayetteville, Ark.

- ▷ Rice snapped the ball in UA territory on only one play the entire game.
- ▷ Harry Jones returned an Owls' errant pass for a 35-yard touchdown.

Arkansas 44, SMU 0 | Nov. 14, 1964 • Fayetteville, Ark.

- ▷ Arkansas racked up 340 yards in total offense
- ▷ Ken Hatfield essentially cemented his national punt return crown by returning a punt 78 yards for a touchdown against the Ponies.

Arkansas 17, Texas Tech 0 | Nov. 21, 1964 • Lubbock, Texas

- ▷ The Razorbacks tied a school record with their fifth straight shutout.
- ▷ Bobby Roper blocked two Texas Tech field goal attempts and recovered a fumble in the regular season finale against the Red Raiders.

Arkansas 10, Nebraska 7 | January 1, 1965 • Cotton Bowl • Dallas, Texas

- ▷ The Hogs' victory coupled with a loss by Alabama in the Orange Bowl established Arkansas as the only undefeated team in the nation. Both The Football Writers Association of America and the Helms Athletic Foundation voted Arkansas the 1964 national champion.
- ▷ Arkansas trailed 7-3 before mounting an 80-yard scoring drive in the fourth quarter to secure the win and the national crown.

RAZORBACK



QB LANCE ALWORTH

1961 FWAA 1st

In 1961, he led the team in rushing (110 carries, 516 yards), receiving (18-320), punt returns (28-336) and kickoff returns (13-300). Alworth became a first round draft pick, going to the San Francisco 49ers and was eventually

enshrined into the Pro Football Hall of Fame. In 2005, he was inducted into the SBC Cotton Bowl Hall of Fame.



OT SHAWN ANDREWS

2002 AFCA, FWAA, TSN, CNNSI.com, ESPN.com, CollegeFootballNews.com 1st 2003 AFCA, AP, CFN, ESPN.com, FWAA, TSN, CNNSI.com, WC 1st

A finalist for the Outland Trophy and Lombardi Award as a junior, he was also named the SEC's 2003 Offensive Player of the Year by College Football News and won the Jacobs Trophy (SEC's top blocker) for the second straight season after helping UA lead the SEC and rank fifth in the nation in rushing (241.9). In 2002, he became the first sophomore in UA history to earn first-team All-America honors.



OG JIM BARNES

1968 AP 1st

A captain in 1968, he helped lead his squad to a 10-1 record and a share of the SWC championship. A first-team All-SWC selection, he was also named to UA's all-decade team.



E JIM BENTON

1937 NANA 1st/ChP 2nd/AP, CP 3rd

One of UA's earliest All-Americans, Jim Benton led the Hogs to a record of 6-2-2 and a No. 14 final ranking by AP in 1937. He is a member of UA's all-century team. He had 48 receptions for 814 yards and seven TDs in '37.



S MARTINE BERCHER

1966 AFCA, UPI 1st

He helped lead the Hog defense to a season that saw them give up just 73 points on their way to an 8-2 season and No. 13 final ranking by UPI. He made 30 tackles with three interceptions.



C RODNEY BRAND

1969 AP, FWAA, WC 1st

A captain, he helped the Razorbacks post a 9-2 record, finish second in the SWC and play in the Sugar Bowl against Ole Miss.



OG/DT BUD BROOKS

1954 AFCA, AP, FWAA, WC 1st

Not only was he an All-American, he also won the 1954 Outland Trophy. He helped the Hogs win the SWC championship with an 8-3 record and earn a trip to the 1955 Cotton Bowl against Georgia Tech. He also was the MVP of the south team in the Senior Bowl.



DT DICK BUMPAS

1970 AP 1st

He grounded the defense on a team that went 9-2 and finished second in the SWC. He recorded 53 tackles for the league's top defense (267 yards per game) and was the MVP of the Blue-Gray Game.



OG BRANDON BURLSWORTH

1998 Football News 1st/AP 2nd

The guard helped the Razorback offense to 4,333 yards and a school-record 26 passing touchdowns in 11 games as the Hogs went 9-3 and played in the Citrus Bowl.



LB RONNIE CAVENESS

1963 Football News 1st

1964 AFCA, AP, FWAA, NEA, TSN 1st

A member of the 1964 national championship team, Caveness led the Hogs with 155 tackles. He also holds the school's top two spots for tackles in a game - 29 vs.

Texas in 1963 and 25 vs. Texas in 1964. He had 154 tackles in 1963 and 155 in '64.



NG TONY CHERICO

1987 AFCA 1st

A team captain, he helped the '87 Hogs lead the SWC in rush defense, allowing only 99.8 yards per game on their way to a 9-4 season. He had 67 tackles with four tackles for loss.



E BOBBY CROCKETT

1965 FWAA 1st

A year following the national championship, he helped lead the Hogs to a near perfect record and the SWC crown. The Razorbacks' (10-1, 7-0) only loss came in the Cotton Bowl.



E CHUCK DICUS

1969 AFCA 1st

1970 AFCA, AP, WC 1st

Arkansas' second two-time All-American, he hauled in 42 passes for 688 yards and four scores in 1969, and in 1970 caught 38 passes for 577 yards and four scores.



DE RON FAUROT

1983 UPI 1st

A team captain, he led the team in sacks and tackles for loss. Seven times he drug opposing quarterbacks to the ground and he finished the year with 61 tackles, including 10 tackles for 52 lost yards.



OG ROBERT FELTON

2007 AP, Rivals, FS 2nd

Also a first-team All-SEC selection by AP, the league's coaches, Rivals and Phil Steele College Football, the Houston native played guard, center and tackle. He helped Arkansas lead the SEC and rank fourth in the nation in rushing (286.5), rank 17th in total offense (450.0) and 13th in scoring (37.3). The total offense and scoring averages, and 3,750 rushing yards set school records, along with a 5.96 yards-per-carry average.



FS KEN HAMLIN

2002 CollegeFootballNews.com 1st

Despite playing only three years, he ended his career as UA's all-time tackles leader with 381, making 159 during his junior season of 2002 with 11 passes broken up, four interceptions and five tackles for loss.



DT DAN HAMPTON

1978 AFCA 1st

A 2002 Pro Football Hall of Fame inductee, he helped the Hogs reach the Fiesta Bowl and earn a No. 10 final ranking by UPI. He made 98 tackles, including 70 solo stops, with 18 tackles for loss.



OG LEOTIS HARRIS

1977 AFCA, AP, WC 1st

He helped the Razorback offense defeat 11 of its 12 opponents, including a 31-6 victory over No. 2 Oklahoma in the Orange Bowl. UA finished the year ranked No. 3 nationally by both AP and UPI.

YEAR-BY-YEAR ALL-AMERICANS

- 1929 E Wear Schoonover
- 1936 QB Jack Robbins
- 1937 E Jim Benton
- 1948 TB Clyde Scott
- 1954 OG/DT Bud Brooks
- 1959 B Jim Mooty
- 1960 LB Wayne Harris
- 1961 B Lance Alworth
- 1962 QB Billy Moore
- 1963 LB Ronnie Caveness
- 1964 LB Ronnie Caveness
- 1965 E Bobby Crockett
- T Glen Ray Hines
- T Loyd Phillips
- 1966 S Martine Bercher
- T Loyd Phillips
- 1968 OG Jim Barnes
- 1969 C Rodney Brand
- E Chuck Dicus
- LB Cliff Powell
- 1970 DT Dick Bumpas
- E Chuck Dicus
- DE Bruce James
- K Bill McClard
- 1971 K Bill McClard
- 1976 K/P Steve Little
- 1977 K/P Steve Little
- OG Leotis Harris
- 1978 DT Dan Hampton
- DT Jimmy Walker
- 1979 OT Greg Kolenda
- K Isu Ordenez
- 1981 K/P Bruce Lahay
- DE Billy Ray Smith Jr.
- 1982 OG Steve Korte
- DE Billy Ray Smith Jr.
- 1983 DE Ron Faurot
- 1986 P Greg Horne
- 1987 NG Tony Cherico
- 1988 DT Wayne Martin
- K Kendall Trainor
- 1989 OT Jim Mabry
- 1998 OG Brandon Burlsworth
- 1999 FS Kenoy Kennedy
- SE Anthony Lucas
- 2001 LB Jermaine Petty
- 2002 OT Shawn Andrews
- FS Ken Hamlin
- 2003 OT Shawn Andrews
- 2005 KR Felix Jones
- 2006 C Jonathan Luigs
- RB Darren McFadden
- OG Stephen Parker
- OT Tony Ugho
- 2007 OG Robert Felton
- RB/KR Felix Jones
- C Jonathan Luigs
- RB Darren McFadden
- 2010 TE D.J. Williams

HISTORY: All-Americans

FOOTBALL



LB WAYNE HARRIS

1960 FWA 1st
The senior captain helped the Hogs go 8-3 and win the SWC championship while making a school-record 174 tackles with five pass deflections in 1960.



T GLEN RAY HINES

1965 AFCA, AP, FWAA, WC 1st
The offensive tackle helped the Razorbacks not only win the national title in 1964, but also finish 10-1 and win the SWC in 1965.



P GREG HORNE

1986 AFCA 1st
Horne helped the Hogs to a 9-3 record and an Orange Bowl berth. Horne kicked the ball 49 times for 2,313 yards, a school-record average of 47.2 yards per punt.



DE BRUCE JAMES

1970 FWA 1st
He helped the Hogs to a 9-2 record and a No. 11 final ranking by AP. James was an end on a team that won nine straight games and a key member of a defense that led the Southwest Conference in total defense with 267 yards allowed per game.



KR/RB FELIX JONES

2005 CollegeFootballNews.com 1st
2007 WC, PS, Rivals 1st/AP 3rd
A first-team All-American as a kick returner, he led the SEC, was fourth in the nation and set a school record with 652 yards on 22 kickoff returns (29.6) with two touchdowns. He also rushed for 1,162 yards and 11 touchdowns on 133 carries (8.7) to rank

fifth in the SEC and earn AP All-America honors as an all-purpose back. The SEC Special Teams Player of the Year, he was first-team All-SEC after ranking second in the league with 1,990 all-purpose yards (153.1). In 2005, he became the first freshman in school history to earn All-America honors when he was honorable mention by SI.com and a freshman All-American by Scout, Rivals (2nd team, KR) and *The Sporting News* (2nd, KR). Second-team All-SEC, he led the league and was second in the nation with a school-record 31.9-yard average on 17 kickoff returns (543 yards). He was 10th in the SEC in rushing (626 yards, 56.9) with three TDs on 99 carries, and fifth with 116.4 all-purpose yards per game (1,280).



FS KENOY KENNEDY

1999 AP 3rd
Kennedy had team highs of 98 tackles and 10 passes broken up on a squad that went 8-4, ended the year ranked No. 17 by AP and defeated Texas in the 2000 Cotton Bowl.



OT GREG KOLENDA

1979 AFCA, AP, FWAA, WC 1st
The 1979 squad went 10-2, ranked No. 8 in the nation by AP, was the SWC co-champions and played in the Sugar Bowl. His pass blocking helped UA complete a school-record 63.9 percent of its passes.



OG STEVE KORTE

1982 AFCA, AP, FWAA, TSN 1st
Korte helped the Hogs to a 9-2-1 record, a No. 8 final ranking by UPI and a win over Florida in the Bluebonnet Bowl. UA rushed for more than 2,300 yards and 22 touchdowns.



K/P BRUCE LAHAY

1981 FWA 1st
Lahay punted the ball 63 times for 2,436 yards, an average of 38.7 yards per try. When it came to splitting the uprights he was no slouch either, making 19 of 24 field goals (.792).



K/P STEVE LITTLE

1976 AFCA 1st
1977 AP, FWAA, TSN 1st
He has the two longest field goals in UA history (67 yards vs. Texas, 1977; 61 yards vs. Tulsa, 1976) and is the career leader for kick scoring (280 points). Little also handled punting duties with 63 attempts for 2,797 yards (44.4) in 1976 and 48 tries for 2,127 yards (44.3) in 1977. He made 19 of 30 field goals in '77.



SE ANTHONY LUCAS

1999 AP 3rd
He led the Hogs with 37 catches for 822 yards in a year that saw the team go 8-4 and defeat Texas in the Cotton Bowl. Lucas left UA with the career mark for receiving yards (2,879) and ranking second in touchdowns (23), and fourth in receptions (137).



C JONATHAN LUIGS

2006 AP 3rd
2007 FWAA, CBS SL, CFN, PS, Rivals, TSN, WC 1st/AP 2nd
The Rimington Trophy award winner as the nation's best center, he also won the Jacobs Trophy as the SEC's top blocker and was first-team All-SEC by AP, the league's coaches and several other outlets. He helped Arkansas lead the SEC and rank fourth in the nation in rushing (286.5), rank 17th in total offense (450.0) and 13th in scoring (37.3). The total offense and scoring averages, and 3,750 rushing yards set school records, along with a 5.96 yards per carry average. A Rimington Trophy finalist as a sophomore in 2006, he was an AP third-team All-American and first-team All-SEC. He helped Arkansas lead the SEC and rank fourth in the nation in rushing (228.5), rank 29th in the nation in total offense (378.0) and 31st in scoring (28.9).



OT JIM MABRY

1989 AFCA, AP, WC 1st
He played for a Razorback squad that went 10-2, finished ranked No. 13 and won the SWC title. During the year, Mabry and his line helped the Hogs' offense average an astounding 453 yards per game.



DT WAYNE MARTIN

1988 AP, FWAA, TSN 1st
His career found him tied for third in tackles for loss with 37. He also owns the school record for sacks in a game (five) against Ole Miss and the record for sacks in a career with 25.5. He had team highs with 18 tackles for loss and 13 sacks in '88 while making 68 total tackles.



K BILL MCCLARD

1970 AFCA 1st
1971 FWAA, TSN 1st
He nailed 50 of 51 PATs in 1970 and 35 of 38 in 1971. His 1970 mark was a school record for both attempts and makes. He left as the all-time leader in career extra point attempts and makes (125-133). In addition, he had three of the longest field goals in school history, making attempts from 60 yards (vs. SMU, 1970), 53 (vs. Wichita State, 1970) and 52 (vs. California, 1971). He was 10 of 15 in 1970 and 12 of 22 in '71.



RB DARREN MCFADDEN

2006 AFCA, AP, CBS SL, Rivals.com, SI.com, PFW, Scout.com, WC 1st
2007 AFCA, AP, CBS SL, CFN, PS, PFW, Rivals, TSN, WC 1st
The Doak Walker Award winner as the nation's top running back and the runner-up for the Heisman Trophy for the second straight year, he was the Walter Camp and *The Sporting News* national player of the year, and the SEC's Offensive Player of the Year in 2007. He set a school record in leading the SEC and ranking fourth in the nation with 1,830 yards rushing (140.8) and 10 100-yard games along with 16 touchdowns. He also led the league and was 12th in the nation with 2,310 (177.7) all-purpose yards. He set season and single-game records (355 vs. South Carolina) for all-purpose running. As a sophomore, he was the national player of the week three times on the way to what was then a school-record 1,647 rushing yards with 14 touchdowns. He was 6-of-11 passing for 123 yards and four touchdowns as a junior and 7-of-9 for 69 yards and three scores as a sophomore. As a sophomore, he led the SEC in rushing (117.6), scoring (98, 7.0) and all-purpose running (2,058, 147.0), ranking sixth in the nation in all-purpose running and 10th in rushing.

HISTORY: All-Americans

RAZORBACK



QB BILLY MOORE

1962 FWAA 1st
He led the Hogs in both passing and rushing in 1962. His 131 attempts for 585 yards on the ground and 51 of 91 passing attempts for 673 yards through the air gave him 1,258 yards of total offense and a combined 19 touchdowns.



B JIM MOOTY

1959 AP 1st/NEA 3rd
He had 93 carries for 519 yards and five touchdowns on a team that went 9-2, was co-champion of the SWC, ended the season ranked No. 9 and played in the Gator Bowl.



K ISH ORDONEZ

1979 UPI 2nd
Ordonez was one of the most consistent scoring machines in the country in 1979. He led the country with 18 field goals and topped the SWC with 80 points. During the 1979 season, he established a national record by connecting on 16 straight field goals. His effort helped the Razorbacks to a 10-2 record, a No. 8 national ranking by the AP and a share of the SWC championship.



OG STEPHEN PARKER

2006 TSN 2nd
Also a second-team All-SEC pick, he signed a free-agent contract with the Miami Dolphins. He helped Arkansas lead the SEC and rank fourth in the nation in rushing (228.5), rank 29th in the nation in total offense (378.0) and 31st in scoring (28.9). UA's total of 3,199 rushing yards was the third-best season total in school history, and the Hogs set a school record with 5.94 yards per carry. The total of 5,292 yards of total offense is the second-best mark in school history.



LB JERMAINE PETTY

2001 AAF, AFCA 1st
He finished his career as the No. 4 tackler in a season with 140. Petty was also named the Bronko Nagurski Player of the Week two times. His biggest stop came on a two-point conversion attempt at Ole Miss when his tackle gave UA the 58-56, seven-overtime victory in the longest game ever played.



T LOYD PHILLIPS

1965 AFCA, AP, WC 1st
1966 AFCA, AP, FWAA, TSN, WC 1st
His most significant achievement was winning the Outland Trophy for the most outstanding lineman in college football. Phillips finished his career with 304 tackles, including a 22-tackle performance against Tulsa. He made 100 stops in '65 and 97 in '66.



LB CLIFF POWELL

1969 AFCA 1st
A three-year letterman, he held the school record for tackles in a career (367) from 1969 through the end of the 2002 season. His senior campaign saw him make 134 tackles to break the previous record by 10 (Ronnie Caveness).



QB JACK ROBBINS

1936 AABF
Also a first-team All-Southwest Conference selection in 1936, he produced 3,253 yards of total offense from 1935-37. He led Arkansas to a 7-3 finish, a SWC title and a No. 18 final ranking. He was 198-of-386 for 2,553 yards with 19 touchdowns and 32 interceptions in his career. He was also All-SWC in basketball in 1938.



E WEAR SCHOONOVER

1929 GR, NYS 1st/UPI 2nd/AP, INS 3rd
Arkansas' first All-American, despite playing more than 70 years ago, he still is atop the list for receptions in a game. He hauled in 13 passes for 129 yards in a matchup against Baylor in 1929. He also has one of the longest interception returns in UA history with a 96-yard jaunt for a score against Centenary.



TB CLYDE SCOTT

1948 AFCA, AP 1st
The most successful two-sport athlete in Razorback history, "Smackover" Scott lettered in football and track. His is one of just two numbers retired by the University of Arkansas, and he is the only two-sport athlete to be selected an All-American in both sports. The spring of 1948 saw Scott not only establish himself in track, earning All-America honors, but as an Olympian as well. He won the silver medal in the 110-yard hurdles at the summer games in London. Back on the gridiron, Scott led the Hogs in rushing (95-670) and kickoff returns (8-195).



DE BILLY RAY SMITH JR.

1981 AFCA, AP, FWAA, TSN, WC 1st
1982 AFCA, AP, FWAA, TSN, WC 1st
His career saw him wreak havoc in the backfield, stopping opponents a school-record 63 times behind the line of scrimmage for 343 yards lost. Smith finished his career with 299 tackles. He had 72 tackles with 19 for loss in 1981 and 90 stops with 15 for loss in '82.



K KENDALL TRAINOR

1988 AFCA, AP, TSN, WC 1st
In addition to five other school records, Trainor holds the record for most field goals made in a season, splitting the uprights 24 of 27 times in 1988, and for made field goals in a game (5-5) against TCU and Texas A&M. He made his final 24 field goal attempts as a Razorback including a 58-yard effort against Miami (Fla.).



OT TONY UGO

2006 Rivals 2nd / AP 3rd
Also a first-team All-SEC selection, he was a second-round draft choice of the defending Super Bowl champion Indianapolis Colts. He helped Arkansas lead the SEC and rank fourth in the nation in rushing (228.5), rank 29th in the nation in total offense (378.0) and 31st in scoring (28.9). UA's total of 3,199 rushing yards is the third-best season total in school history and the Hogs set a school record with 5.94 yards per carry. The 5,292 yards of total offense was the second-best mark in school history.



DT JIMMY WALKER

1978 FWAA 1st
He was in the backfield 37 times for 216 yards in losses during his career. Following the 1977 regular season, Walker recovered a fumble that aided in the Hogs' drumming of Oklahoma in the Orange Bowl. A year later, he made 86 tackles with a then-school-record 19 tackles for loss and was named the most outstanding defensive player after making 10 tackles in the 1978 Fiesta Bowl.



TE D.J. WILLIAMS

2010 SI, Scout.com 2nd / AP 3rd
The Mackey Award winner as the nation's best tight end, Williams also was named first-team All-SEC. He finished the 2010 season with a team-leading 54 receptions, the fourth-highest single-season total in school history, to give him two of the top four single-season reception marks in UA's record book. He gained 627 yards and four touchdowns on his 54 catches. His 4.2 receptions-per-game average ranked seventh in the SEC and tops among the conference's tight ends. He also won the Disney Spirit Award and was Arkansas' first Sullivan Award finalist.

Legend
AABF – All-America Board of Football
AAFF – All-American FB Foundation
AFCA – American FB Coaches Assoc.
AP – Associated Press
CBS SL – CBS Sportsline.com
CFN – College Football News
ChP – Charles Parker
CP – Central Press
FH – Football News
FWAA – Football Writers Association of America
GR – Grantland Rice

INS – International News Service
NANA – North American Newspaper Alliance
NEA – Newspaper Enterprise Association
NYS – New York Sun
PFW – Pro Football Weekly
PS – Phil Steele College Football
SI – Sports Illustrated
TSN – The Sporting News
UPI – United Press International
WC – Walter Camp Foundation

Note: The American Football Coaches Association, *The Sporting News* and the Walter Camp Foundation select only a first team; the Associated Press selected only a first team until 1995; INS merged with United Press in 1958 to form UPI; ChP is Charles Parker, final team selected in 1937, chosen by board and circulated by Scripps-Howard; CP selected teams from 1963-70; NANA selected teams from 1927-36; NEA selected teams from 1917-73; TSN selected teams from 1934-63 and since 1993; UPI selected teams from 1958-95; WC selected teams from 1972-74 and since 1983.

HISTORY: All-Americans


FOOTBALL

UNIVERSITY OF ARKANSAS

NATIONAL INDIVIDUAL AWARD WINNERS



In 2010, D.J. Williams was the recipient of the Disney Spirit Award, given to college football's most inspirational player, team or figure, and the Mackey Award, given to the best tight end in college football. Williams was the first student-athlete in school history to win either award.



Darren McFadden (left) poses with the other 2006 Heisman Trophy finalists. McFadden was the Heisman Trophy runner-up in 2006 and 2007.



HISTORY: National Individual Award Winners

RAZORBACK

HISTORY: National Individual Award Winners



D.J. WILLIAMS

DISNEY SPIRIT AWARD

(COLLEGE FOOTBALL'S MOST INSPIRATIONAL PLAYER, TEAM OR FIGURE)

The Disney Spirit Award is given annually by Disney Sports to college football's most inspirational player, team or figure. D.J. Williams was the 2010 recipient after overcoming domestic abuse.

From participation in the Big Brothers and Big Sisters program, to the local Boys & Girls Clubs and Children's Hospital, Williams demonstrated his big heart and passion for giving back to his community. He used his stature as a prominent college football player to raise awareness and inspire others to abandon troubled relationships and seek help.

On the field, Williams excelled as well, finishing his career with 152 receptions, the second-highest total in school history and the most by a non-wide receiver, 1,855 receiving yards, which ranks eighth on the school's all-time list, and 10 touchdowns. He also won the 2010 Mackey Award as the best tight end in college football.

2010: D.J. Williams



LOYD PHILLIPS

OUTLAND TROPHY


(OUTSTANDING LINEMAN IN COLLEGE FOOTBALL)

Named for John Outland, an All-American tackle at the University of Pennsylvania in 1897, this trophy is presented by the Football Writers' Association of America to the nation's outstanding collegiate interior lineman.

Arkansas boasts two Outland Trophy winners in its history. An offensive guard and defensive tackle, Bud Brooks was the first UA honoree in 1954. Tackle Loyd Phillips became the Hogs' second winner when he won the award in 1966. The honor is one of the most prestigious awards ever earned by an individual UA player.

1966: Loyd Phillips, defensive tackle

1954: Bill "Bud" Brooks, offensive guard/defensive tackle



DARREN McFADDEN

DOAK WALKER AWARD

(OUTSTANDING RUNNING BACK IN COLLEGE FOOTBALL)

The Doak Walker Award was created in 1989 to recognize the nation's premier running back for his accomplishments on the field, achievement in the classroom and citizenship in the community. It is the only major collegiate football award that requires all candidates to be in good academic standing and on schedule to graduate within one year of other students of the same classification.


The award is named for the former SMU great, who earned All-America honors in 1947, '48 and '49, and won the Heisman Trophy in 1948. Ten semifinalist are selected by the SMU Athletic Forum Board of Directors and the winner then chosen by the Doak Walker Award National Selection Committee.

Darren McFadden won the award as a sophomore in 2006 and as a junior in 2007 when he was also named the Walter Camp National Player of the Year. He also was the Heisman Trophy runner-up each season. He set a school rushing record with 1,647 yards and 14 touchdowns as a sophomore, and topped those totals with 1,830 yards and 16 TDs as a junior. He led the SEC in rushing and all-purpose running both years.

2007: Darren McFadden

2006: Darren McFadden

FOOTBALL



JONATHAN LUIGS

RIMINGTON TROPHY **(MOST OUTSTANDING COLLEGIATE CENTER IN NCAA FBS)**

The winner is selected by determining the consensus All-American center from four existing All-America teams — the American Football Coaches Association, Walter Camp Foundation, *The Sporting News* and Football Writers Association of America.

The award is named after Dave Rimington, a two-time consensus All-American at Nebraska in 1981 and 1982. Rimington also won the Outland Trophy those two seasons. The trophy is sponsored by the Boomer Esiason Foundation to support treatment and research of cystic fibrosis.

Jonathan Luigs won the award in 2007 after helping clear the way for Darren McFadden, the Heisman Trophy runner-up and Doak Walker Award winner, to rush for 1,830 yards and 16 touchdowns; and for All-American Felix Jones, who ran for 1,162 yards and 11 scores.

Luigs earned first-team All-America honors from the FWAA, *The Sporting News*, Walter Camp, Rivals, College Football News and Phil Steele. Arkansas set school records with 3,725 rushing yards on the season and ranked fourth in the nation, with 5,850 yards of total offense, and in scoring with 485 total points and 37.3 points per game.

2007: Jonathan Luigs



D.J. WILLIAMS

JOHN MACKAY AWARD **(MOST OUTSTANDING TIGHT END IN FBS COLLEGE FOOTBALL)**

The John Mackey Award, established in 2001, is awarded annually to the most outstanding tight end in FBS college football. In addition to demonstrating outstanding athletic prowess on the field, the award also stands for positive sportsman-like behavior, good academic standing and exceptional leadership qualities.

In 2010, D.J. Williams became the first Razorback to win the award after becoming the school's first semifinalist in 2008. He finished the season with a team-leading 54 receptions, the fourth-highest single-season total in school history, for 627 yards and a career-high four touchdowns. He was named first-team All-SEC after helping the Razorbacks be the only team in the country with a 3,000-yard passer, a 1,000-yard rusher and five 600-yard receivers. His 4.2 receptions-per-game average ranked seventh in the SEC and tops among the conference's tight ends.

Williams finished his career with 152 receptions, the second-highest total in school history and the most by a non-wide receiver, 1,855 receiving yards, which ranks eighth on the school's all-time list, and 10 touchdowns. He was a three-time All-SEC selection and also was named to the SEC All-Freshman Team in 2007.

2010: D.J. Williams

HISTORY: National Individual Award Winners

RAZORBACK




WR Joe Adams
2009 AP 2nd



DE Jamaal Anderson
2006 AP/Coaches' 1st



OT Shawn Andrews
2001 AP 2nd
2002 AP/Coaches' 1st
(Jacobs Trophy)
2003 AP/Coaches' 1st
(Jacobs Trophy)



CB David Barrett
1999 AP/Coaches' 2nd



DE Jake Bequette
2010 AP/Coaches' 2nd



TE Kirk Botkin
1992 Coaches' 1st/AP 2nd
1993 AP 2nd



NG Melvin Bradley
1996 Coaches' 2nd
1997 AP/Coaches' 2nd
1998 Coaches' 1st/AP 2nd



OG Russ Brown
1996 Coaches' 2nd




LB/FS Tony Bua
2001 AP 2nd
2002 AP/Coaches' 2nd
2003 Coaches' 1st/AP 2nd



OG Brandon Burlsworth
1997 AP/Coaches' 2nd
1998 AP/Coaches' 1st



P Richie Butler
2000 AP/Coaches' 2nd



CB Tracy Cantlope
1995 Coaches' 2nd




CB Ahmad Carroll
2002 Coaches' 2nd
2003 Coaches' 1st



LB Quinton Caver
2000 AP/Coaches' 1st



TB Cedric Cobbs
2003 AP/Coaches' 1st



DE Steven Conley
1995 Coaches' 1st/AP 2nd



TE Joe Dean Davenport
1999 Coaches' 2nd



OG Isaac Davis
1993 Coaches' 2nd



P Jeremy Davis
2008 AP 2nd



RB Knile Davis
2010 AP 1st/Coaches' 2nd



OG Robert Felton
2007 AP/Coaches' 1st



DE Henry Ford
1993 AP/Coaches' 1st



LB Jerry Franklin
2010 Coaches' 2nd



OT Nate Garner
2007 AP/Coaches' 2nd



FS Michael Grant
2007 AP/Coaches' 2nd



DE Carlos Hall
2001 AP 2nd



FS Ken Hamlin
2001 AP 1st
2002 AP/Coaches' 1st



DT Marcus Harrison
2007 AP 2nd



SS Matt Hewitt
2007 AP 2nd



TB Madre Hill
1995 AP/Coaches' 1st



CB Chris Houston
2006 AP 1st



DE Jeb Huckeba
2004 Coaches' 1st



DT Keith Jackson
2005 AP 2nd
2006 AP 1st



TB/KR Felix Jones
2005 Coaches' 2nd
2006 AP/Coaches' 2nd
2007 AP/Coaches' 1st



QB Matt Jones
2004 Coaches' 2nd



FS Kenoy Kennedy
1998 AP 2nd
1999 Coaches' 1st/AP 2nd



PK Todd Latourette
1998 AP/Coaches' 2nd



OT DeMarcus Love
2010 AP/Coaches' 1st



SE Anthony Lucas
1998 AP/Coaches' 2nd
1999 AP 1st/Coaches' 2nd



C Jonathan Luigs
2006 AP/Coaches' 1st
2007 AP/Coaches' 1st
(Jacobs Trophy)
2008 AP/Coaches' 2nd



TB Darren McFadden
2005 AP/Coaches' 1st
2006 AP/Coaches' 1st
2007 AP/Coaches' 1st



DE C.J. McLain
1996 Coaches' 2nd
1998 AP 2nd



QB Ryan Mallett
2009 AP/Coaches' 2nd
2010 AP/Coaches' 2nd



LB Caleb Miller
2003 AP/Coaches' 2nd



OG Verl Mitchell
1995 AP/Coaches' 2nd



LB Sam Olajubutu
2005 AP 2nd
2006 AP/Coaches' 1st



R Zac Painter
1998 AP/Coaches' 1st



OG Stephen Parker
2006 AP 2nd



TE Jason Peters
2003 Coaches' 2nd



OG Mitch Petrus
2007 Coaches' 1st
2009 AP/Coaches' 1st



LB Jermaine Petty
2001 AP 1st



P Pete Raether
1992 AP 1st/Coaches' 2nd



C Kyle Roper
2005 AP 2nd



C Kenny Sandlin
2001 AP 2nd



DE Malcolm Sheppard
2008 AP/Coaches' 2nd
2009 AP/Coaches' 2nd



LB Mark Smith
1995 AP/Coaches' 1st



RB Michael Smith
2008 AP/Coaches' 2nd



NG Junior Soli
1995 AP/Coaches' 2nd



QB Clint Stoerner
1998 AP 2nd
1999 AP 2nd



TB Fred Talley
2001 Coaches' 2nd
2002 Coaches' 1st/AP 2nd



S Tramain Thomas
2010 AP 2nd



OT Zac Tubbs
2006 Coaches' 1st



OT Tony Ugh
2006 AP/Coaches' 1st



CB Orlando Watters
1992 Coaches' 2nd
1993 Coaches' 1st



OT Bobbie Williams
1999 Coaches' 2nd



TE D.J. Williams
2008 AP 1st/Coaches' 2nd
2009 Coaches' 2nd
2010 AP/Coaches' 1st



SE George Wilson
2003 AP 2nd

HISTORY: All-SEC

FOOTBALL

First Team Only (UA was a SWC member from 1915-91)



Lamar McHan, who led the SWC in passing in 1953, was a three-time all-conference selection from 1951-53.

HB Gary Adams (1966-68)
 B Lance Alworth (1960-61)
 RB Gary Anderson (1982)
 S Steve Atwater (1986, 1988)
 HB Herman Bagby (1924)
 E Alton Baldwin (1946)
 G Jim Barnes (1968)
 WR Teddy Barnes (1975)
 FB Garland Beavers (1928)
 G Mike Bender (1965)
 E Jim Benton (1936-37)
 T W.R. Benton Jr. (1934)
 C Jay Bequette (1982)
 S Martine Bercher (1966)
 E Clifford Blackburn (1924)
 LB Mike Boschetti (1970)
 HB Danny Brabham (1962)
 HB Jesse Branch (1962)
 C Rodney Brand (1968-69)
 HB Jack Brasuell (1965-66)
 QB Jon Brittenum (1965-66)
 DT Bud Brooks (1954)
 DT Dick Bumpas (1970)
 DT Earl Buckingham (1982)
 TB Bill Burnett (1969-70)
 B Bobby Burnett (1965)
 TB Tommy Burnett (1966)
 S Bo Busby (1975)
 QB Ron Calcagni (1977)
 NG Mike Campbell (1975)
 E Preston Carpenter (1955)
 LB Ronnie Caveness (1963-64)
 NG Tony Cherico (1985-87)
 K Tommy Cheyne (1975)
 OG Freddie Childress (1986, 1988)
 T John Childress (1961)
 QB George Cole (1927)
 C James Coleman (1919)
 E Jimmy Collier (1960-61)
 CB Anthony Cooney (1989)
 G David Cooper (1967)
 E Charles Corgan (1923)
 TB Ben Cowins (1976-78)
 P Steve Cox (1979-80)
 C Elbert Crawford (1989)
 QB Steve Creekmore Sr. (1910)
 E Bobby Crockett (1965)
 T Dick Cunningham (1966)
 FB Jack Dale (1930)
 QB Gene Davidson (1917, 1919)

RB David Dickey (1967)
 E Chuck Dicus (1968-70)
 E Jay Donathan (1957)
 G Jerry Dossey (1969)
 HB Kay Eakin (1939)
 RB Jerry Eckwood (1975)
 OG Marcus Elliott (1983-84)
 T Dan Estes (1913)
 FS Kevin Evans (1979-80)
 WR Robert Farrell (1979)
 DE Ron Faurot (1983)
 QB Joe Ferguson (1971)
 RB Ike Forte (1974-75)
 LB Lynn Garner (1968)
 G Dean Garrett (1961)
 C Melvin Gibbs (1966)
 C Bob Griffin (1951)
 QB Quinn Grovey (1988)
 DT Dan Hampton (1978)
 E Hartford Hamilton (1966-67)
 OG Ronnie Hammers (1970)
 T Dave Hanner (1950-51)

E Harry Hansard (1921)
 OG Leotis Harris (1977)
 LB Wayne Harris (1959-60)
 HB Ken Hatfield (1964)
 C Mark Henry (1991)
 T Glen Ray Hines (1964-65)
 T Percy Hinton (1912)
 C Phil Huntly (1911)
 LB Larry Jackson (1977-78)
 T Charlie Jamerson (1921)
 E Bruce James (1970)
 CB Michael James (1991)
 T Gus Japp (1925)
 G Jim Johnson (1964)
 WB Harry Jones (1965)
 E Ronnie Jones (1971)
 DE Ivan Jordan (1973-75)
 OT Mike Kelson (1970-71)
 T Rick Kersey (1969)
 OT Greg Koch (1975)
 OT Greg Kolenda (1978-79)
 OG Steve Korte (1981-82)
 C Richard LaFargue (1975)
 K Bruce Lahay (1981)
 E Jerry Lamb (1963-64)
 S Greg Lasker (1985)
 K Steve Little (1974-75, 1977)
 T Charles Lively (1946)
 DB Vaughn Lusby (1977-78)
 OT Jim Mabry (1988-89)
 QB Fred Marshall (1964)
 DB Patrick Martin (1977)
 DT Wayne Martin (1988)
 HB Russell May (1913)
 T Jerry Mazzanti (1962)
 LB Hal McAfee (1975)
 K Bill McClard (1970-71)
 QB Lamar McHan (1951-53)
 DE Johnnie Meadors (1975)
 T John Measel (1933)
 FB Clinton Milford (1909)
 OT Alfred Mohammed (1982)
 B Billy Moore (1962)
 FB Henry Moore (1954-55)
 DB Jerry Moore (1970)
 B Jim Mooty (1958-59)
 QB Bill Montgomery (1970)
 TE Pat Morrison (1970)
 TB Dickey Morton (1972-73)
 FB Tom Murphy (1933)

FB Gerald Nesbitt (1956-57)
 K Ish Ordonez (1979-80)
 OLB Kerry Owens (1988)
 OG Limbo Parks (1985)
 G Leon Pense (1943)
 T Stanley Phillips (1909)
 T Loyd Phillips (1964-66)
 LB Cliff Powell (1968-69)
 G Tom Reed (1971-72)
 E Mike Reppond (1971)
 C Ron Revard (1971)
 DT Jon Rhiddlehoover (1973)
 LB Danny Rhodes (1971, 1973)
 NG Richard Richardson (1982)
 QB Jack Robbins (1936)
 E Bobby Roper (1965)
 E Glen Rose (1927)
 E Paul Rucker (1933)
 T Ernest Ruple (1967)
 E Floyd Sagely (1953)
 S Howard Sampson (1977)
 QB Kevin Scanlon (1979)
 E Wear Schoonover (1929)
 E Mike Schumchyk (1944)
 T Brad Scott (1926)
 B Clyde Scott (1946-48)
 DT Michael Shepherd (1988-89)
 SE James Shibest (1984, 1986)
 OT Gerald Skinner (1975-76)
 T Billy Ray Smith Sr. (1956)
 DE Billy Ray Smith Jr. (1981-82)
 DB Rollen Smith (1973)
 C Bill Spivey (1934)
 OG George Stewart (1979)
 C Randy Stewart (1965)
 HB Terry Stewart (1969)
 OG-C R.C. Thielemann (1975-76)
 G Ray Trail (1962)
 K Kendall Trainor (1988)
 HB Tommy Trantham (1965-67)
 G Clyde Van Sickle (1928)
 DT Jimmy Walker (1975-78)
 CB Danny Walters (1982)
 T Jim Williams (1964-65)
 LB Rickey Williams (1987)
 HB Ben Winkelman (1921)
 TE Billy Winston (1988)
 K Todd Wright (1989)
 CB Kevin Wyatt (1984)
 LB Bert Zinamon (1983)



Billy Ray Smith Sr. (left) earned first-team All-Southwest Conference honors in 1956 while Billy Ray Smith Jr. made the first team in 1981 and '82.



HISTORY: All-Southwest Conference

RAZORBACK

The ultimate honor is to have your jersey number retired, and in the 117 years that the Razorbacks have been on the football field, only two players have had the honor bestowed upon them. Clyde Scott (No. 12) and Brandon Burlsworth (No. 77) have worn numbers no future Razorback will ever wear.


No. 12

CLYDE "SMACKOVER" SCOTT - #12 (1946-49)

Following a glamorous career in the 1940s, the athletic department decided to retire No. 12. Nicknamed "Smackover" for his hometown, Clyde Scott made a name for himself in 1948, winning the silver medal in the hurdles at the Olympic Games in August and then reporting to football practice where he would earn All-America honors during his senior year.

Scott rushed for 1,463 yards during his career for a school record at the time. In 1948 he had an impressive 7.0 yards-per-carry average, gaining 670 yards on 95 attempts. Scott was the first Razorback athlete to win an Olympic medal as most of Arkansas' track success came in 1978 with the arrival of John McDonnell.

When Arkansas was recruiting Steve Little, Coach Frank Broyles asked Scott if Little could wear his retired No. 12. Scott graciously agreed and Little went on to an All-American career.



No. 77

BRANDON BURLSWORTH - #77 (1994-98)

The athletic department did not see fit to retire another football jersey until after the 1998 campaign, when the No. 77 worn by Razorback All-American offensive guard Brandon Burlsworth was retired.

One of the most inspiring stories in Razorback history, Burlsworth joined the Razorbacks in 1994 as a walk-on. Following a redshirt year, he earned a scholarship with his work ethic in the weight room. After serving as a backup guard for the 1995 SEC Western Division champions, he earned a starting position in the spring of '96 and never yielded it. He went on to start 34 consecutive games, concluding with the Florida Citrus Bowl on Jan. 1, 1999.

Burlsworth was an All-SEC offensive guard in 1997. In 1998 he not only earned all-conference honors, but was named a first-team All-American by *The Football News*. He was the leader of an offensive line that helped the Razorback offense score more points than it had since 1970 and produce more yards than it had since the 1989 season.

In the classroom, Burlsworth was equally astounding. He earned his bachelor's degree in marketing management in 1997 and immediately went to work on his master's in business administration. In December 1998, Burlsworth completed his master's requirements to become the first Razorback football player to complete a master's degree before playing in his final game.

Burlsworth was drafted in the third round by the Indianapolis Colts, but unfortunately would die tragically in an automobile accident less than two weeks later. The entire state of Arkansas was stunned and head coach Houston Nutt recommended that Burlsworth's jersey be retired. Athletic director Frank Broyles quickly agreed.

Burlsworth's locker remains intact as a tribute to his memory in the UA football dressing room.



FOOTBALL

NATIONAL FOOTBALL FOUNDATION & COLLEGE FOOTBALL HALL OF FAME

- | | |
|--------------------------|------------------------------|
| 1954 Hugo Bezdek (HC) | 2000 Billy Ray Smith Jr. (P) |
| 1962 Wear Schoonover (P) | 2001 Barry Switzer (AC) |
| 1971 Clyde Scott (P) | 2003 Doug Dickey (AC) |
| 1983 Frank Broyles (HC) | 2003 Hayden Fry (AC) |
| 1984 Lance Alworth (P) | 2004 Wayne Harris (P) |
| 1987 Johnny Majors (AC) | Tracy Rucker (AC) |
| 1992 Loyd Phillips (P) | 2008 Lou Holtz (HC) |
| 1997 Bowden Wyatt (HC) | 2010 Ronnie Caveness (P) |
| 1999 Chuck Dicus (P) | |

(HC) – Head Coach; (AC) – Assistant Coach; (P) – Player




In 2010, Ronnie Caveness was selected to be inducted into the National Football Foundation and College Football Hall of Fame. Caveness was one of the last Razorback players to start on both sides of the ball and was a first team All-Southwest Conference selection at center and linebacker during his senior campaign.

ARKANSAS SPORTS HALL OF FAME

(Established in January, 1959, to honor individuals who have made a special contribution to athletics in Arkansas.)

(Only inductees that coached, played or were closely affiliated with University of Arkansas athletics are listed)

- 1959 Jim Lee Howell, football; Wear Schoonover, football
 1960 Jim Benton, football; John Barnhill, football, college athletics; Steve Creekmore, football, golf
 1961 Hugo Bezdek, football, baseball
 1962 None
 1963 Clyde Scott, football, track; George Cole, football, college athletics; Russell May, football
 1964 Glen Rose, basketball, football; Dan Estes, football
 1965 Gordon Carpenter, basketball; Tom Murphy, basketball, football; J.L. Carter, football



Dan Hampton, a 2002 inductee into the NFL Hall of Fame and a 1978 All-American at Arkansas, was inducted into the Arkansas Sports Hall of Fame in 1992.

- | | |
|---|---|
| 1966 Francis Schmidt, football | 1994 Joe Ferguson, football; Ron Brewer, basketball; Ike Poole, football, basketball |
| 1967 Frank Broyles, football, college athletics | 1995 Billy Ray Smith, Jr., football; Chuck Dicus, football |
| 1968 Howard "Red" Hickey, football; Gene "Sodie" Davidson, football | 1996 Bill Burnett, football; Kevin McReynolds, baseball; Raymond Peters, football |
| 1970 Melvin McGaha, baseball, basketball, football; Fred Thomsen, football | 1997 Bill Montgomery, football; Billy Moore, football; Mike Conley, track |
| 1971 Wilson Matthews, football; Pat Summerall, football | 1998 Nolan Richardson, basketball; Marvin Delph, basketball; Jimmy Johnson, football; Firmon Bynum, football |
| 1972 Maurice "Footsie" Britt, football; Dave Hanner, football; Boyd Cypert, college athletics | 1999 Ronnie Caveness, football; Jerry Jones, football |
| 1973 Ray Hamilton, football; Sam Coleman, high school athletics | 2000 Tommy Boyer, basketball; Bobby Burnett, football |
| 1974 Jack Robbins, football | 2001 Orville Henry, journalism; Jerry Lamb, football; Ken Turner, football |
| 1975 Miller Barber, golf; Lamar McHan, football | 2002 Steve Atwater, football; Brandon Burlsworth, football; Joe Kleine, basketball; Cliff Powell, football |
| 1976 Billy Ray Smith, Sr., football | 2003 O'Neale Adams, football; Louis Schaufele, football, baseball; Darrell Walker, basketball |
| 1977 Leon "Muscles" Campbell, football; Tom Pickell, basketball | 2004 Jesse Branch, football; Bud Campbell, journalism; Bud Canada, football; Steve Cox, football; Wayne Martin, football |
| 1978 Fred Williams, football | 2005 William "Bud" Brooks, football; Scott Hastings, basketball |
| 1979 Lance Alworth, football; Johnny Adams, basketball | 2006 Gary Anderson, football; John Daly, golf; Paul Eells, television and radio play-by-play; Fred Grim, basketball; Bettye Fiscus Dickey, basketball |
| 1980 Barry Switzer, football | 2007 Bobby Crockett, football; Tom Pagnozzi, baseball; George Walker, football; Jim Elder, journalism |
| 1981 Clifford Shaw, officiating; Jim Mooty, football; Wayne Harris, football | 2008 Todd Day, basketball; Bruce James, football; Jon Richardson, football |
| 1982 Aubrey "Cobb" Fowler, football, track; Milan Creighton, football | 2009 Martine Bercher, football; R.C. Thielemann, football; Corliss Williamson, basketball; Jarrell Williams, football |
| 1983 Lou Holtz, football; Eddie Sutton, basketball | 2010 Bill Ferrell, trainer and baseball coach; Leotis Harris, football; Scotty Thurman, basketball; 1964 National Championship football team |
| 1984 Fred Akers, football; Kay Eakin, football | 2011 Dick Bumpas, football; Jerry Carlton, basketball; Ben Cowins, football; Quinn Grove, football; Cliff Horton, football; Cliff Lee, baseball |
| 1985 Eugene Lambert, basketball; Floyd Sagely, football | |
| 1986 Loyd Phillips, football; W. Howard Pearce, football, stadium management | |
| 1987 John McDonnell, track; Jim Lindsey, football; Alton Baldwin, football | |
| 1988 George Kok, basketball; Dwight Sloan, football; Lewis Carpenter, football | |
| 1989 Ken Hatfield, football; Harold Horton, football; Brad Scott, football; R.H. Sikes, golf | |
| 1990 Henry Moore, football | |
| 1991 Norm DeBriyn, baseball; Pat Foster, basketball; Gerald Nesbitt, football | |
| 1992 Preston Carpenter, football; Dan Hampton, football | |
| 1993 Sidney Moncrief, basketball; Buddy Bob Benson, football | |

UNIVERSITY OF ARKANSAS SPORTS HALL OF HONOR

The University of Arkansas Sports Hall of Honor was established in 1988 as a means of honoring the all-time great athletes and coaches that have done so much in establishing a tradition of excellence in University of Arkansas athletics. Only former Razorback lettermen are allowed to vote.

- | | | |
|---|--|--|
| 1988 Lance Alworth, John Barnhill, Frank Broyles, Sidney Moncrief, Glen Rose, Clyde Scott | 1998 Steve Atwater, Marvin Delph, Paul Donovan, Bev Lewis, Eddie Bradford, Ike Poole, Steve Creekmore, Sr. | 2005 Dick Booth, Bill Gray, Leotis Harris, Scott Hastings, Steve Krueger, Jerry Lamb, Jon Richardson, Christy Smith, R.C. Thielemann |
| 1989 Jim Benton, George Cole, Wayne Harris, Wilson Matthews, Kevin McReynolds, Wear Schoonover | 1999 Fred Akers, Tommy Boyer, Ronnie Caveness, Jimmy Johnson, Gordon Long, Gerald Nesbitt, Tom Pagnozzi, Stanley Redwine, George Walker | 2006 Scott Bull, Dick Bumpas, Jay Donathan, Ron Hightower, Bobby Proctor, Louis Schaufele, Martin Terry, Amy Yoder Begley, Lance Harter |
| 1990 Miller Barber, Mel McGaha, John McDonnell, Loyd Phillips, Jack Robbins, Jim Lee Howell | 2000 Jesse Branch, Bobby Burnett, Low Carpenter, Delmonica DeHorney, Howard "Red" Hickey, Jeff King, Joe Kleine, Tom Murphy, Dean Weber | 2007 Bubba Carpenter, Milan Creighton, Ike Forte, Karen Gorham, Greg Koch, Kevin Scanlon, U.S. Reed, Tracy Robertson, Terry Don Phillips, Erick Walder, Jim Williams |
| 1991 Leon Campbell, Mike Conley, Norm DeBriyn, Dan Hampton, Dave Hanner, Fred Williams | 2001 Alton Baldwin, Jim Bone, Deena Drossin, Pat Foster, Quinn Grove, Glen Ray Hines, Cliff Powell, Reuben Reina, Jarrell Williams | 2008 Shawn Andrews, Richard Bell, Ron Calcagni, Veronica Campbell-Brown, Dr. Jim Counce, Alistair Cragg, Billy Joe Moody, Tom Pucci |
| 1993 Ron Brewer, Chuck Dicus, Joe Ferguson, Lamar McHan, Pat Summerall | 2002 Todd Day, Bobby Crockett, Martine Bercher, Rick Schaeffer, Deane Pappas, Amber Nicholas Shirey, Harold E. "Sonney" Henson, Ronnie Underwood, Ray Hamilton | 2009 Gary Adams, Steve Cox, Jessica Koch Dailey, Fred Grim, Almer Lee Brison Manor Jr., Jessica Field Phelan, Godfrey Siamusiye, Pat Serret, Jimmy Walker |
| 1994 George Kok, Maurice Britt, Bill Ferrell, Steve Little, Bettye Fiscus, Billy Ray Smith Sr., Niall O'Shaughnessy, John Daly | 2003 Johnny Adams, Gary Anderson, Bud Canada, Chip Hooper, Fred Marshall, Jerry Mazzanti, Cynthia Moore, Scott Tabor, Corliss Williamson | |
| 1995 Bill Burnett, Ken Hatfield, Eddie Sutton, R.H. Sikes, Tim Lollar, J. William Fulbright, Bud Brooks | 2004 Brandon Burlsworth, Jerry Carlton, Peter Doohan, Harry Jones, Jerry Jones, Seneca Lassiter, Wayne Martin, Lee Mayberry, Tracy Webb Rice | |
| 1996 Preston Carpenter, Bob Cheyne, Joe Falcon, Eugene Lambert, Bill Montgomery, Billy Moore, Nolan Richardson, Barry Switzer, Melody Sye | | |
| 1997 Harold Horton, Jim Mooty, Lon Farrell, Billy Ray Smith, Jr., Johnny Ray, Frank O'Mara, Jim Lindsey, Henry Moore, Floyd Sagely | | |

HISTORY: Honors

RAZORBACK



Joe Ferguson was named to Arkansas' All-Century Team in 1994 after passing for 4,431 yards in three seasons from 1970-72.

ALL-CENTURY TEAM

(selected by fan ballot prior to the 1994 season as part of the UA football centennial celebration)

OFFENSE LINEMEN

Bud Brooks
Freddie Childress
Leotis Harris
Glen Ray Hines
Steve Korte
R.C. Thielemann

RECEIVERS

Jim Benton
Bobby Crockett
Chuck Dicus
Wear Schoonover

RUNNING BACKS

Lance Alworth
Leon Campbell
Barry Foster
Jim Mooty
Clyde Scott

QUARTERBACKS

Joe Ferguson
Quinn Grovey
Lamar McHan
Bill Montgomery

DEFENSE LINEMEN

Dan Hampton
Dave Hanner
Wayne Martin
Loyd Phillips
Billy Ray Smith Sr.
Billy Ray Smith Jr.
Fred Williams

LINEBACKERS

Ronnie Caveness
Wayne Harris
Cliff Powell
Dennis Winston

SECONDARY

Steve Atwater
Alton Baldwin
Martine Bercher
Ken Hatfield
Billy Moore

KICKERS

Steve Cox
Steve Little
Pat Summerall

ARKANSAS ALL-DECADE TEAMS

2000-09 OFFENSE

TE D.J. Williams
T Shawn Andrews
G Mitch Petrus
C Jonathan Luigs
G Robert Felton
T Tony Ugoh
WR Marcus Monk
WR George Wilson
QB Matt Jones
RB Darren McFadden
RB Felix Jones
K Alex Tejada

2000-09 DEFENSE

E Jamal Anderson
T Marcus Harrison
T Keith Jackson
E Jeb Huckeba
LB Quinton Caver
LB Sam Olajubutu
OLB Jermaine Petty
CB Ahmad Carroll
CB Chris Houston
S Ken Hamlin
S Tony Bua
P Jeremy Davis

1990-99 OFFENSE

TE Kirk Botkin
T Bobbie Williams
G Brandon Burlsworth
C Grant Garrett
G Isaac Davis
T Chad Abernathy
WR Anthony Lucas
WR Anthony Eubanks
QB Clint Stoerner
RB Madre Hill
RB Chrys Chukwuma
K Todd Wright

1990-99 DEFENSE

E Henry Ford
T Melvin Bradley
T Junior Soli
E Steven Conley
LB Jamel Harris
LB Mark Smith
OLB Darwin Ireland
CB David Barrett
CB Orlando Watters
S Kenoy Kennedy
S Zac Painter
P Pete Raether

1980-89 OFFENSE

TE Billy Winston
T Jim Mabry
G Steve Korte
C Elbert Crawford
G Freddie Childress
T Alfred Mohammed
WR James Shibest
QB Quinn Grovey
RB Gary Anderson
RB James Rouse
RB Barry Foster
K Kendall Trainor

1980-89 DEFENSE

E Billy Ray Smith
T Wayne Martin
NG Tony Chericco
T Michael Shepherd
E Kerry Owens
LB Rickey Williams
LB Bert Zinamon
CB Danny Walters
CB Richard Brothers
S Steve Atwater
S Greg Lasker
P Greg Horne

1970-79 OFFENSE

TE Charles Clay
T Greg Koch
G Leotis Harris
C R. C. Thielemann
G George Stewart
T Greg Kolenda
WR Chuck Dicus
WR Mike Reppond
QB Joe Ferguson
RB Ben Cowins
RB Dickey Morton
K Steve Little

1970-79 DEFENSE

E Dennis Winston
T Jimmy Walker
NG Dale White
T Dan Hampton
E Ivan Jordan
LB Danny Rhodes
LB Larry Jackson
CB Vaughn Lusby
CB Louis Campbell
S Howard Sampson
S Bo Busby
P Steve Little

1960-69 OFFENSE

E Bobby Crockett
T Glen Ray Hines
G Jim Barnes
C Rodney Brand
G Jerry Dossey
T Dick Cunningham
E Jerry Lamb
E Chuck Dicus
B Bill Montgomery
B Jon Brittenum
B Bill Burnett
B Bruce Maxwell
B Lance Alworth
K Ronny South

1960-69 DEFENSE

E Hartford Hamilton
L John Childress
L Jimmy Johnson
L Loyd Phillips
E Rick Kersey
LB Wayne Harris
LB Ronnie Caveness
LB Cliff Powell
B Gary Adams
B Tommy Trantham
B Billy Moore
B Terry Stewart
P Bobby Nix

1950-59

E Floyd Sagely
T Billy Ray Smith
G Bud Brooks
C Jay Donathan
G Dave Hanner
T Bob Griffin
E Pat Summerall
B Lamar McHan
B Henry Moore
B Lewis Carpenter
B Gerald Nesbitt
B Preston Carpenter
B Jim Mooty

1940-49

E Mike Schumchky
T Charles Lively
G Leon Pense
C Billy Ray Thomas
G Theron Roberts
T Ray Peters
E Alton Baldwin
B Clyde Scott
B Leon Campbell
B Geno Mazzanti
B Ross Pritchard
B Louis Schaufele

1930-39

E Jim Benton
T W. R. Benton
G Clifford Van Sickle
C Bill Spivey
G John Measel
T Howard "Red" Hickey
E Paul Rucker
B Ray Hamilton
B Kay Eakin
B Jack Robbins
B Jack Dale
B Tom Murphy

1920-29

E Wear Schoonover
T Charlie Jamerson
G Brad Scott
C Herman Boozman
G Clyde Van Sickle
T Gus Japp
E Glen Rose
B Herman Bagby
B Ben Winkleman
B George Cole
B Garland Beavers

PRE-1920

L John Shirley Wood
L Stanley Phillips
L J. Tate McGill
L Phil C. Huntley
L Percy Hinton
L Dan Estes
L James Coleman
B Gene "Sodie" Davidson
B Steve Creekmore
B Clinton C. Milford

HISTORY: HONORS

FOOTBALL

DANA X. BIBLE AWARD

(Outstanding Player of the Year in the Southwest Conference as selected by Texas/Arkansas Football Magazine.)

- 1975 Scott Bull, quarterback
1979 Kevin Scanlon, quarterback

ACADEMIC ALL-AMERICA

- 1955 George Walker, quarterback
1957 Jerry Ford, center and Gerald Nesbitt, fullback
1959 Wayne Harris, center
1960 Joe Paul Alberty, fullback
1961 Lance Alworth, halfback
1964 Ken Hatfield, halfback
1965 Randy Stewart, center
Jim Lindsey, wing back and Jack Brasuell, halfback
1968 Bob White, placekicker
1969 Bill Burnett, tailback and Terry Stewart, safety
1978 Brad Shoup, defensive back
1991 Mick Thomas, linebacker
1992 Owen Kelly, nose guard
1993 Chris Oliver offensive tackle
2003 Jerry Reith, offensive tackle

ABC-TV CHEVROLET PLAYER OF THE YEAR

- 1977 Larry Jackson, linebacker, defense

NATIONAL FOOTBALL FOUNDATION SCHOLAR

- 1969 Terry Stewart, safety
1976 Bo Busby, safety
1978 Brad Shoup, defensive back

NCAA POST GRADUATE SCHOLARSHIP

- 1969 Terry Stewart, football
1978 Niall O'Shaughnessy, track
Brad Shoup, football
1984 Don S. Denis, swimming
1993 Chris Oliver, football
2005 Matt Gunn, track

HOUSTON POST AWARD

(Outstanding Player of the Year in the Southwest Conference)

- 1928 Garland "Bevo" Beavers, fullback
1933 Tom Murphy, fullback
1937 Jim Benton, end
1954 William "Bud" Brooks, guard
1960 Wayne Harris, center
1962 Billy Moore, quarterback
1964 Fred Marshall, quarterback
1965 Bobby Crockett, end
1965 Glen Ray Hines, tackle
1969 Cliff Powell, linebacker
1970 Dick Bumpus, tackle
1978 Dan Hampton, defensive tackle

SPORTSMANSHIP AWARDS

- | | |
|--------------------|-------------------------|
| 1948 Gordon Long | Swede Nelson |
| | National Award |
| 1953 Lamar McHan | SWC Trophy |
| 1957 George Walker | SWC Trophy |
| 1961 Lance Alworth | SWC Trophy |
| 1966 Jon Brittenum | SWC Trophy |
| 1970 Bill Burnett | SWC Trophy |
| 1970 Bill Burnett | Kerns Tips Award |
| 1975 Scott Bull | Ft. Worth Kiwanis Award |
| 1979 Kevin Scanlon | Ft. Worth Kiwanis Award |
| 1987 Tony Chericco | Ft. Worth Kiwanis Award |
| 1988 Jim Kremers | SWC Trophy |

DELBERT SWARTZ OUTSTANDING ACADEMIC ACHIEVEMENT AWARD

- 1962 Lance Alworth, football, halfback
1963 Danny Bradham, football, fullback
1964 John Derdorf, track, distance runner
1965 Ken Hatfield, football, halfback
1966 J. D. McConnell, basketball, forward
1967 Ken Sharp, track, pole vault
1968 Hartford Hamilton, football, end
1969 Bob White, football, kicker
1970 Dewitt Smith III, football, guard
1971 Steve Walters, football, safety
1972 Tom Reed, football, offensive guard
1973 Tom Reed, football, offensive guard
1974 Randy Jackson, tennis
1975 Rickey Medlock, basketball
1976 Tommy Cheyne, football, punter
1977 Ray Buckner, basketball
1978 Jimmy Counce, basketball

- 1979 Brad Shoup, football, safety
1980 Kevin Scanlon, football, quarterback
1981 Mark Anderson, track
1982 Pat Vaughn, track
1983 Tom Moloney, track
1984 Bill Jasinski, track
1985 Mark Lee, football
1986 Chris Bequette, football
1987 Jim Kremers, baseball
1988 Shawn Baker, basketball
1989 Odis Lloyd, football
1990 Wade Hill, football

CHISM REED OUTSTANDING SENIOR FOR LEADERSHIP AWARD

- 1964 Jim Johnson, defensive guard
1965 Jack Brasuell, offensive back
1966 Eddie Woodlee, fullback
1967 Alvin Jones, defensive tackle
1968 Tommy Dixon, defensive back
1969 Gordon McNulty, defensive end
1970 Bobby Field, monster man
1971 Bobby Nichols, tight end
1972 Louis Campbell, cornerback
1973 Danny Rhodes, linebacker
1974 Jon Rhiddlehoover, defensive tackle
1975 Tommy Cheyne, punter
1976 Bo Busby, safety
1977 Steve Heim, offensive tackle
1978 Jimmy Walker, defensive tackle
1979 Chuck Herman, offensive guard
1980 Phillip Moon, offensive tackle
1981 Ronnie Trusty, offensive tackle
1982 Kim Dameron, wide receiver
1983 Jim Schoolcraft, tight end
1984 Joe Kleine, basketball, center
1985 Andy Upchurch, center
1986 Derrick Thomas, fullback
1987 Tony Chericco, fullback
1988 Keith Wilson, basketball, guard
1989 Elbert Crawford, center
1990 Quinn Grovey, quarterback
1991 Arlyn Bowers, basketball, guard
1992 Ray Lee Johnson, defensive end
1993 Tyrone Chatman, linebacker
1994 Jason Allen, quarterback
1995 Barry Lunney, quarterback
1996 Mark Smith, linebacker
1997 Anthony Eubanks, wide receiver
1998 Grant Garrett, center
1999 Marvin Caston, fullback
2000 Quinton Caver, linebacker
2001 Jermaine Petty, linebacker
2002 Fred Talley, tailback
2003 George Wilson, split end
2004 Matt Jones, quarterback
2005 Clarke Moore, defensive end
2006 Brett Goode, deep snapper
2007 Weston Dacus, linebacker
2008 Jonathan Luigs, center
2009 Michael Smith, running back
2010 Van Stumon, fullback

CRIP HALL HOMECOMING PERFORMANCE BY A SENIOR AWARD

- 1950 Frank Fischel, Helena, end
1951 Lamar McHan, Lake Village, quarterback
1952 Larry Hogue, Dermott, fullback
1954 Bobby Proctor, Helena, blocking back
1955 Preston Carpenter, West Memphis, halfback
1956 Billy Ray Smith, Augusta, tackle;
Ronnie Underwood, Little Rock, halfback
1957 Gerald Nesbitt, Big Sandy, Texas, fullback
1958 Billy Gilbow, Blytheville, guard
1959 Jim Mooty, El Dorado, halfback
1960 Wayne Harris, El Dorado, center
1961 Lance Alworth, Brookhaven, Miss., halfback
1962 Billy Moore, Little Rock, quarterback
1963 Jim John, Stuttgart, end
1964 Fred Marshall, Memphis, Tenn., quarterback
1965 Bobby Burnett, Smackover, tailback
1966 Martine Bercher, Fort Smith, safety
1967 Ronny South, Russellville, quarterback
1968 Max Peacock, Stuttgart, end
1969 Bruce Maxwell, Pine Bluff, fullback
1970 Bill Montgomery, Carrollton, Texas, quarterback
1971 Bill McClard, Norman, Okla., kicker
1972 Louis Campbell, Hamburg, cornerback;
Don Wunderly, Ft. Scott, Kan., defensive tackle
1973 Dickey Morton, Dallas, Texas; tailback
Danny Rhodes, Lake Jackson, Texas, linebacker
1974 Jon Rhiddlehoover, Abilene, Texas, defensive tackle; Billy Burns,
North Little Rock, linebacker
1975 Scott Bull, Jonesboro, quarterback

- 1976 Harvey Hampton, Forrest City, defensive tackle
1977 Steve Little, Overland Park, Kan., kicking specialist
1978 Jimmy Walker, Little Rock, defensive tackle
1979 Robert Farrell, Little Rock, wide receiver
1980 Ish Ordonez, Carson, Calif., kicker
1981 Cliff Henry, Conway, safety
1982 Gary Anderson, Columbia, Mo., running back
1983 Mark Mistler, Tucson, Ariz., wide receiver
1984 Danny Nutt, Little Rock, quarterback
1985 Mark Calcagni, Youngstown, Ohio, quarterback
1986 Derrick Thomas, Paducah, Ky., fullback
1987 Rickey Williams, Little Rock, linebacker
1988 Kendall Trainor, Fredonia, Kan., kicker
1989 James Rouse, Little Rock, halfback
1990 Derek Russell, Little Rock, split end
1991 Michael James, Pine Bluff, cornerback
1992 Pete Raether, Edina, Minn., punter
1993 Darwin Ireland, Pine Bluff, linebacker
1994 Lance Ellison, Conway, kicker
1995 Barry Lunney Jr., Ft. Smith, quarterback
1996 Oscar Malone, Gadsden, Ala., tailback
1997 Anthony Eubanks, Spiro, Okla., wide receiver
1998 Brandon Burlsworth, Harrison, offensive guard
1999 Clint Stoerner, Baytown, Texas, quarterback
2000 J.J. Jones, Magnolia, linebacker
2001 Carlos Hall, Marianna, defensive end
2002 Fred Talley, Longview, Texas, tailback
2003 Caleb Miller, Sulphur Springs, Texas, linebacker
2004 Jeb Huckleba, Searcy, defensive end
2005 Kyle Roper, Powder Springs, Ga., center
2006 Keith Jackson, Little Rock, defensive tackle
2007 Peyton Hillis, Conway, fullback
2008 Casey Dick, Allen, Texas, quarterback
2009 Lucas Miller, Greenwood, wide receiver
2010 D.J. Williams, Little Rock, tight end

J. FRANK BROYLES AWARD

(UA's Top Male Athlete)

- 1977 Niall O'Shaughnessy, track
1978 Tim Lollar, baseball
1979 Sidney Moncrief, basketball
1980 Steve Krueger, baseball
1981 U. S. Reed, basketball
1982 Randy Stephens, track
1983 Frank O'Mara, track
1984 Mike Conley, track
1985 Mike Conley, track
1986 Ralph Kraus, baseball
1987 Jim Kremers, baseball
1988 Joe Falcon, track
1989 Joe Falcon, track
1990 Edrick Floreal, track
1991 Quinn Grovey, football
1992 Todd Day, basketball
1993 Erick Walder, track
1994 Corliss Williamson, basketball
1995 Corliss Williamson, basketball
1996 Godfrey Siamusiye, track
1997 Robert Howard, track
1998 Robert Howard, track
1999 Brandon Burlsworth, football
2000 Melvin Lister, track
2001 Quinton Caver, football
2002 Jermaine Petty, football
2003 Alistair Cragg, track
2004 Alistair Cragg, track
2004 Wallace Spearmon, track
2005 Josphat Boit, track
2006 Darren McFadden, football
2007 Darren McFadden, football



Preston Carpenter, who won the Crip Hall award in 1955, made this reception on the "Powder River Play" to beat No. 5 Ole Miss 6-0 in 1954.

HISTORY: Honors

RAZORBACK

GORDON CAMPBELL SENIOR SPIRIT AWARD

1969	Bob Stankovich, offensive tackle
1970	Steve Walters, safety
1971	Ronnie Jones, defensive end
1972	Tom Reed, offensive guard
1973	Danny Rhodes, linebacker
1974	Floyd Hogan, free safety
1975	Hal McAfee, linebacker
1976	Gerald Skinner, offensive tackle
1977	Howard Sampson, strong safety
1978	Dan Hampton, defensive tackle
1979	Robert Farrell, split end
1980	George Stewart, offensive guard
1981	Darryl Mason, tight end
1982	Richard Richardson, nose guard
1983	Bert Zinamon, linebacker
1984	Brad Taylor, quarterback
1985	David Bazzel, linebacker
1986	James Shibest, split end
1987	Tony Cheric, nose guard
1988	Odis Lloyd, outside linebacker
1989	Tim Horton, split end
1990	Quinn Grovey, quarterback
1991	Curtis Banks, strong safety
1992	Scott Long, defensive tackle
1993	Chris Oliver, offensive tackle
1994	Dean Peevy, cornerback
1995	Earl Scott, center
1996	Scott Rivers, offensive tackle
1997	Ken Anderson, defensive end
1998	Russ Brown, offensive guard
1999	Nathan Norman, fullback
2000	Jeremiah Harper, bandit
2001	La'Zerius White, offensive guard
2002	Nathan Ball, offensive guard
2003	Bo Lacy, offensive tackle
2004	DeCori Birmingham, tailback
2005	Vickiel Vaughn, free safety
2006	Desmond Sims, linebacker
2007	Robert Felton, offensive tackle

JIM WELLONS DEDICATION AWARD

1978	Ron Calcagni, quarterback
1979	Kevin Scanlon, quarterback
1980	Keith Houfek, center
1981	Steve Clyde, tight end
1982	Tom Jones, quarterback
1983	Milton Fields, linebacker
1984	Mark Lee, linebacker
1985	Mark Calcagni, quarterback
1986	Theo Young, tight end
1987	Greg Thomas, quarterback and Chris Bequette, offensive tackle
1988	John Bland, quarterback
1989	Billy Winston, tight end
1991	Greg Switzer, linebacker
1992	Gary Adams, safety
1993	Henry Ford, defensive end
1994	Willie Johnson, outside linebacker
1995	Spencer Brown, cornerback
1996	Vincent Bradford, linebacker
1997	Bill Carson, snapper
1998	Benji Mahan, snapper
1999	Joe Dean Davenport, tight end
2000	Randy Garner, defensive end
2001	Josh Foliart, outside linebacker
2002	Raymond House, defensive end
2003	Mark Bokermann, offensive guard
2004	Steven Harris, wide receiver
2005	Kyle Dickerson, tailback
2006	Tony Ugoh, offensive tackle
2007	Robert Johnson, wide receiver

STEVE LITTLE AWARD (SPECIAL TEAMS)

1982	Keith Burns, rover
1983	Calvin Shaw, linebacker
1984	Nathan Jones, rover
1992	Todd Wright, kicker
1994	Carl Kidd, safety
1995	J. J. Meadors, wide receiver
1996	Jessie Cornelius, fullback
1997	Matt Wait, punter
1998	Todd Latourette, kicker
1999	Tony Dodson, kicker; Chris Akin, punter
2000	Michael Snowden, wide receiver
2001	D'Andre Berry, strong safety

2002	Richie Butler, punter
2003	Tom Crowder, split end
2004	David Carlton, kicker
2005	Jacob Skinner, punter
2006	Jacob Skinner, punter
2007	Kevin Woods, free safety

BRUCE MITCHELL AWARD (TOUGHNESS)

1982	Ed Jackson, defensive end
1983	Orson Weems, offensive tackle
1984	Marcus Elliott, offensive guard
1985	Greg Lasker, safety
1986	Derrick Thomas, fullback
1987	Rickey Williams, linebacker
1988	Eric Bradford, safety
1989	Anthony Cooney, cornerback
1990	Derek Russell, wide receiver
1992	E. D. Jackson, running back
1993	Darwin Ireland, linebacker
1994	Trent Knapp, linebacker
1995	Junior Soli, nose guard
1996	Anthony Hicks, linebacker
1997	Shannon Sidney, wide receiver
1998	C.J. McLain, defensive end
1999	Jeromy Flowers, bandit
2000	Jim Ed Reed, linebacker
2001	Sacha Lancaster, fullback
2002	Gavin Walls, defensive end
2003	Tony Bua, outside linebacker/free safety
2004	Marcus Whitmore, linebacker
2005	Brandon Kennedy, fullback
2006	Sam Olajubutu, linebacker
2007	Farod Jackson, fullback

HAROLD HORTON AWARD (LOYALTY)

1999	Anthony Lucas, wide receiver
2000	Rod Stinson, fullback
2001	Curt Davis, nose guard
2002	Raymond House, defensive end
2003	Caleb Miller, linebacker
2004	Jeb Huckleba, defensive end
2005	Kyle Dickerson, tailback
2006	Stephen Parker, offensive guard
2007	Nate Garner, offensive tackle

BRANDON BURLSWORTH AWARD

(Academics and one-time non-scholarship)

2002	Chuck Walley, deep snapper
2003	Tom Crowder, split end
2004	Dowell Loggains, quarterback/holder
2005	Richard Bracken, flanker
2006	Stephen Parker, offensive guard
2007	Jeremy Davis, punter
2008	Lucas Miller, wide receiver

DR. LON FARRELL AWARD

1987	Jack Gregory Magness, swimming
1988	Shawn Baker, basketball
1989	Cheryl McArton, swimming
1990	Allen Meancham, football
1991	Mary Farmer, swimming
1992	Amber Nicholas, basketball
1993	Cynthia TerPoorten, swimming
1994	Kim Mount, track
1995	Rene Pillow, track
1996	Kristen DeArmand, swimming
1997	Kelly Cook, cross country
1998	Alicyn Hennis, soccer
1999	Louise Ostling, tennis
2000	Kimberly Mourton, soccer
2001	Julie Stoniger, volleyball
2002	Tiffany Woolley, softball

NELSON RAINEY AWARD (CHARACTER)

2000	Jeremiah Harper, bandit
2001	Kenny Sandlin, offensive guard
2002	Josh Melton, center
2003	Jerry Reith, offensive guard
2004	Jeb Huckleba, defensive end
2005	Pierre Brown, linebacker
2006	Zac Tubbs, offensive tackle
2007	Marcus Monk, wide receiver

SEC FOOTBALL LEGENDS

1994	Lance Alworth, halfback
1995	Joe Ferguson, quarterback
1996	Chuck Dicus, wide receiver
1997	Jim Benton, end

1998	Clyde Scott, back
1999	Bill Montgomery, quarterback
2000	Ronnie Caveness, linebacker
2001	Steve Atwater, free safety
2002	Loyd Phillips, defensive tackle
2003	Wayne Harris, linebacker
2004	Fred Marshall, quarterback
2005	Quinn Grovey, quarterback
2006	Cliff Powell, linebacker
2007	Ken Hatfield, defensive back
2008	Billy Ray Smith, Jr., linebacker
2009	Gary Anderson, running back
2010	Frank Broyles, head coach

POST-SEASON GAMES ALL-AMERICAN BOWL

(Tampa, Fla.)

1970	Gary Adams, safety,
1971	Bill Montgomery, quarterback;
	Dick Bumpus, tackle;
	Bruce James, end (South MVP Award);
	Pat Morrison, tight end;
	Ronnie Jones, defensive end
1972	David Reavis, defensive tackle
1973	Brisen Manor, defensive tackle
1975	Tommy Harris, defensive back
1976	Greg Koch, offensive tackle
1979	Larry Jackson, linebacker

ALL-AMERICAN CLASSIC

(Las Vegas, Nev.)

2003	Tony Bua, free safety;
	Bo Lacy, offensive tackle
2005	DeCori Birmingham, tailback;
	Steven Harris, wide receiver

ALL-AMERICAN GAME

(Lubbock, Texas)

1961	Wayne Harris, linebacker
1963	Jesse Branch, halfback
1965	Ronnie Caveness, linebacker
1966	Jim Lindsey, halfback; Bobby Crockett, end;
	Glen Ray Hines, tackle
1967	Martine Bercher, halfback;
	Jon Brittenum, quarterback;
	Loyd Phillips, tackle
1970	Rodney Brand, center;
	Cliff Powell, linebacker;
1971	Chuck Dicus, end;
	Jerry Moore, defensive back;
1972	Tom Mabry, offensive tackle;
1973	Dickey Morton, tailback

ALL-STAR GRIDIRON CLASSIC

(Orlando, Fla.)

1998	Madre Hill, tailback;
	Todd Latourette, kicker;
	Ryan Hale, nose guard
2002	Fred Talley, tailback;
	Raymond House, defensive end

BLUE-GRAY GAME

(Montgomery, Ala.)

1950	Buddy Brown, guard;
	Louis Schaufele, fullback
1952	Buddy Sutton, halfback;
	Lewis Carpenter, fullback



Quinn Grovey was the recipient of the Gordon Campbell Senior Spirit Award in 1990 after concluding a career that included back-to-back SWC championships in 1988 and 1989. Grovey is currently a co-host and sideline reporter for Razorback football on the Razorback Sports Network.

FOOTBALL

1953 Lamar McHan, quarterback
Harold Spain, guard
1966 Joe Black, linebacker
Martine Bercher, safety
David Cooper, guard
Hartford Hamilton, end
Ronny South, quarterback
1970 Bill Montgomery, quarterback
Bruce James, end
Dick Bumpas (MVP Award), tackle
1971 Jack Morris, defensive halfback
Mike Kelson, offensive tackle
1972 David Reavis, defensive tackle
Jim Hodge, flanker
1973 Jack Ettinger, split end
Danny Rhodes, linebacker
1974 Rollen Smith, defensive end
1982 Phillip Boren, offensive tackle
1992 Ray Lee Johnson, defensive end
Ron Dickerson Jr., wide receiver
1993 Henry Ford, defensive end
Isaac Davis, offensive guard
Kirk Botkin, tight end
1994 Carl Kidd, safety
1996 Mark Smith, linebacker
1997 Anthony Eubanks, split end
David Sanders, defensive tackle

COLLEGE ALL-STAR GAME

(Chicago, Ill.)

1938 Jim Benton, end
Jack Robbins, quarterback
1949 Clyde Scott, halfback
Bud Canada, end
1952 Bob Griffin, center
1954 Lamar McHan, quarterback
1956 Preston Carpenter, halfback
Henry Moore, fullback
1957 Ronnie Underwood, halfback
1960 Jim Mooty, halfback
1961 Lance Alworth, halfback
1963 Danny Brabham, fullback
1965 Ronnie Caveness, linebacker
1966 Jim Lindsey, halfback
Glen Ray Hines, tackle
Bobby Crockett, end
1967 Harry Jones, halfback

EAST-WEST SHRINE GAME

1938 Jim Benton, end
Dwight Sloan, halfback
1940 Kay Eakin, quarterback
1941 Howard Hickey, end
1946 Earl Wheeler, guard
1949 Ed Hamilton, end
1951 Ken Jones, offensive tackle
1956 Preston Carpenter, halfback
Henry Moore, fullback
1957 Gerald Nesbitt (off. MVP Award), fullback
1958 Donnie Stone, halfback
1963 Wesley Bryant, tackle
1966 Loyd Phillips, tackle
Dick Cunningham, tackle
1967 Ernie Ruple, tackle
1976 R. C. Thielemann, center
Gerald Skinner, tackle
Kevin Evans, free safety
1985 Greg Lasker, safety
1989 Steve Atwater (def. MVP award), safety
1990 Michael Shepherd, defensive tackle
1998 C. J. McLain, defensive end
1999 D. J. Cooper, defensive tackle
2003 Lawrence Richardson, cornerback
2005 Jeb Huckeba, defensive end
2006 Houston Nutt, head coach
De'Arrius Howard, tailback
Brandon Kennedy, fullback
Kyle Roper, center
Vickiel Vaughn, safety
2007 Sam Olajubutu, linebacker
Keith Jackson, defensive tackle
2008 Michael Grant, free safety

NORTH-SOUTH CLASSIC

(Houston, Texas)

2007 Keith Jackson, defensive tackle
Randy Kelly, strong safety
Stephen Parker, offensive guard

NORTH-SOUTH SHRINE GAME

(Miami, Fla.)

1957 Jay Donathan, center
George Walker, quarterback
Tommy Trantham, defensive back
1971 Ronnie Jones, defensive end
Tom Mabry, offensive tackle
1972 Don Wunderly, defensive tackle
Tom Reed, offensive guard
Mike Reppond, split end
Joe Ferguson, quarterback
1973 Danny Rhodes, linebacker
Jack Ettinger, split end

(Pontiac, Mich.)

1976 Curtis Townsend, linebacker
Dennis Winston, defensive end

HULA BOWL

(Honolulu, Hawai'i)

1961 Lance Alworth (MVP Award), halfback
1964 Wesley Bryant, tackle
1965 Ronnie Caveness, linebacker
Jerry Lamb, end
1966 Glen Ray Hines, tackle and Jim Williams tackle
1967 Loyd Phillips, tackle
Harry Jones, wingback
1968 Tommy Trantham, defensive back
1970 Rodney Brand, center
Cliff Powell, linebacker
1971 Chuck Dicus, split end
Bill Burnett, tailback
1972 Mike Kelson, offensive tackle and
Tom Mabry, offensive tackle
1973 Tom Reed, offensive guard
Mike Reppond, split end
Joe Ferguson, quarterback
1974 Dickey Morton, tailback
Danny Rhodes, linebacker
Floyd Hogan, defensive back
1975 Ike Forte, running back
1976 R. C. Thielemann, center
1977 Steve Little, kicker
Patrick Martin, defensive back and
Howard Sampson (injured), defensive back
Leotis Harris (injured), guard
1979 Ron Calcagni, quarterback
Jimmy Walker, tackle
Ben Cowins, running back
Lou Holtz, coach
1980 Greg Kolenda, offensive tackle
Robert Farrell, wide receiver
1981 Joe Shantz, offensive tackle
1982 Darryl Mason, tight end
1983 Jessie Clark, fullback
1984 Ron Faurot, defensive end
1985 Marcus Elliott, offensive guard
Eddie White, tight end
1986 Andy Upchurch, center
Kevin Wyatt, cornerback
1987 Limbo Parks, offensive guard
1988 Tony Chericco, nose guard
Bryan White, center
1989 Kendall Trainor, kicker
1991 Derek Russell, wide receiver
2001 Shannon Money, offensive tackle
2003 Caleb Miller, linebacker
2005 Arrion Dixon, defensive tackle

JAPAN BOWL

(Tokyo, Japan)

1978 Steve Little, kicker
Patrick Martin, defensive back
Howard Sampson (injured), defensive back
1979 Ron Calcagni, quarterback
Jerry Eckwood, running back
Larry Jackson, linebacker
Dean Weber, athletic trainer
1980 Kevin Scanlon, quarterback
1982 Darryl Mason, tight end
Bruce Lahay, kicker
1983 Richard Richardson, nose guard
Dean Weber, athletic trainer
1984 Mark Mistler, wide receiver
1986 Bobby Joe Edmonds, running back
1987 James Shibest, split end
1988 Tony Chericco, nose guard
Eric Whitted, linebacker

1990 Jim Mabry, tackle
Michael Shepherd, tackle
1992 Mick Thomas, linebacker

SENIOR BOWL

(Mobile, Ala.)

1950 Theron Roberts, guard
1951 Buddy Brown, guard
Buddy Rogers, halfback
1952 Bob Griffin, center
Fred Williams, tackle
1953 Buddy Sutton, halfback
1955 Bud Brooks (MVP - South Team), guard
1956 Henry Moore, fullback
1957 Jay Donathon, center
George Walker, quarterback
1959 Jim Mooty, halfback
1961 Paul Dudley, halfback
1962 Danny Brabham, fullback
1966 Bobby Burnett, tailback
Jim Lindsey, wingback
Bobby Crockett, end
1968 Ernie Ruple, tackle
1969 Jim Barnes, guard
1971 Jerry Moore, defensive back
1976 Richard LaFarge, center
1977 Gerald Skinner, tackle
1978 Vaughn Lusby, defensive back
1980 Greg Kolenda, offensive tackle
Chuck Herman, offensive guard
1983 Billy Ray Smith, defensive end
Steve Korte, offensive guard
1989 Kendall Trainor, kicker
1992 Ron Dickerson Jr., flanker
1994 Henry Ford, defensive end
Isaac Davis, offensive guard
1996 Steven Conley, defensive end
1998 Brandon Burlsworth, offensive guard
1999 Anthony Lucas, wide receiver
David Barrett, cornerback
Kenoy Kennedy, safety
Joe Dean Davenport, tight end
Bobbie Williams, offensive tackle
2000 Quinton Caver, linebacker
Randy Garner, defensive end
Boo Williams, wide receiver
2001 Carlos Hall, defensive end
2003 Cedric Cobbs, tailback
2005 Matt Jones, quarterback/wide receiver
2007 Brett Goode, deep snapper
Tony Ugho, offensive tackle
2008 Robert Felton, offensive guard
Marcus Harrison, defensive tackle
Peyton Hillis, fullback
Jonathan Luigs, center
2010 Mitch Petrus, offensive lineman
2011 DeMarcus Love, offensive lineman
D.J. Williams, tight end

TEXAS VS. THE NATION ALL-STAR CHALLENGE

(El Paso, Texas)

2009 Jamar Love, cornerback
Jose Valdez, offensive tackle



D.J. Williams participated in the 2011 Senior Bowl before being drafted by the Green Bay Packers. Williams and offensive lineman DeMarcus Love, who also participated in the 2011 game, pushed Arkansas' total Senior Bowl participants to 52.

HISTORY: Honors

RAZORBACK

RAZORBACKS IN THE PROS

FIRST-ROUND RAZORBACKS

The following are former Razorbacks who were drafted in the first round in their respective profession football drafts.

1938	Jack Robbins, TB, by Chicago Cardinals
1940	Kay Eakin, QB, by Pittsburgh Steelers
1948	Clyde Scott, HB, by Philadelphia Eagles
1954	Lamar McHan, QB, by Chicago Cardinals
1956	Preston Carpenter, OE, by Cleveland Browns
1962	Lance Alworth, WR, by San Francisco 49ers
1967	Loyd Phillips, DE, by Chicago Bears
	Harry Jones, RB, by Philadelphia Eagles
1978	Steve Little, P, by St. Louis Cardinals
1979	Dan Hampton, DT, by Chicago Bears
1983	Billy Ray Smith Jr., LB, by San Diego Chargers
	Gary Anderson, RB, by San Diego Chargers
1984	Ron Faurot, DE, by New York Jets
1989	Wayne Martin, DE, by New Orleans Saints
	Steve Atwater, DB, by Denver Broncos
1994	Henry Ford, DE, by Houston Oilers
2004	Shawn Andrews, OT, by Philadelphia Eagles;
	Ahmad Carroll, CB, by Green Bay Packers
2005	Matt Jones, WR, by Jacksonville Jaguars
2007	Jamaal Anderson, DE, by Atlanta Falcons
2008	Darren McFadden, RB, by Oakland Raiders;
	Felix Jones, RB, by Dallas Cowboys

CURRENT UA NFL PLAYERS

Jamaal Anderson, DE, Atlanta Falcons
Shawn Andrews, OT, New York Giants
Nate Garner, OT, Miami Dolphins
Brett Goode, OG, Green Bay Packers
Ken Hamlin, DB, Indianapolis Colts
Marcus Harrison, DT, Chicago Bears
Peyton Hills, RB, Cleveland Browns
Chris Houston, CB, Detroit Lions
Felix Jones, RB, Dallas Cowboys
DeMarcus Love, OT, Minnesota Vikings*
Ryan Mallett, QB, New England Patriots*
Darren McFadden, RB, Oakland Raiders
Jason Peters, OT, Philadelphia Eagles
Mitch Petrus, OG, New York Giants
Malcolm Sheppard, DT, Tennessee Titans
Tony Ugoh, OG, Detroit Lions
Jose Valdez, OT, Atlanta Falcons
Bobbie Williams, OG, Cincinnati Bengals
D.J. Williams, TE, Green Bay Packers*
George Wilson, WR, Buffalo Bills

As of May 6, 2011; * - 2011 draft pick

A

Chad Abernathy	Minnesota
Gary Adams	Philadelphia [1969]
O'Neal Adams	NY Giants [1942-45], Brooklyn (AAFC)
Anders Akerstrom	New Orleans [2005], Hamburg (NFLE) [2006]
Winston Alderson	Houston
Lance Alworth*	San Diego [1962-70], Dallas [1971-72]
Gary Anderson*	Tampa Bay (USFL), San Diego [1985-88], Tampa Bay [1990-93], Memphis (CFL), Detroit [1993]
Jamaal Anderson*	Atlanta [2007-Present]
Ken Anderson	Chicago [1999], Orlando (XFL)
Shawn Andrews*	Philadelphia [2004-2009], New York Giants [2010-Present]
Rick Apolskis	NY Giants, Barcelona (WLAF)
Steve Atwater*	Denver [1989-98], NY Jets [1999]

B

Herman Bagby	Brooklyn (AAFC), Cleveland (AAFC), Buffalo (AAFC), Green Bay [1950]
Alton Baldwin	NY Giants [1942-45]
Hubert Barker	Arizona [2000-03], NY Jets [2004-08]
David Barrett	Oklahoma (USFL)
Jay Bequette	NY Jets, Cleveland
Geno Bell	Atlanta
Mike Bender	Toronto (CFL)
Ken Benson	Los Angeles (Rams) [1938-40, 42, 44-47]
Jim Benton	Cleveland, Chicago [1943]
DeCori Birmingham	New England [2005], New York Jets [2005], San Francisco [2006], New York Giants [2006-07], Indianapolis [2007], Carolina [2007-09]
Kirk Botkin	New England, New Orleans [1994-95], Pittsburgh [1996-97]
Danny Brabham	Houston [1963-67], Cincinnati [1968]
Vincent Bradford	San Francisco [1997]
Melvin Bradley	Arizona [1999], Calgary (CFL) [2002-04]
Jesse Branch	Calgary (CFL), Edmonton (CFL)
Robert Brannon	New Orleans [1987]
Sam Breeden	New Orleans [2004], Green Bay [2005]
Jermaine Brooks	Dallas [2003-05]
Richard Brothers	Chicago
Anthony Brown	Chicago [2007]
Maurice Britt	Detroit [1941]
Jon Brittenum	San Diego [1968]
William Brooks	Detroit
Richard Brothers	Chicago
Bill Brown	Washington [1951-52], Green Bay [1953-56], Kansas City [1982-83, 87], Washington [1981], Chicago (USFL)
Trent Bryant	Minnesota
Wes Bryant	Miami [2004-05], Cincinnati [2006], Calgary (CFL) [2007]
Tony Bua	San Francisco [1976-78]
Scott Bull	Memphis (WFL), Pittsburgh, British Columbia (CFL)
Dick Bumpas	Indianapolis [1998]
Brandon Burlsworth	Buffalo [1966-67], Denver [1969]
Bobby Burnett	

C

Ron Calcagni	Ottawa (CFL), Edmonton (CFL)
Ravin Caldwell	Washington [1987-92]
Leon Campbell	NY Yanks [1950], Chicago [1952-54], Pittsburgh [1955]
Lew Carpenter	Detroit [1953-55], Cleveland [1957-58], Green Bay [1959-63]
Preston Carpenter*	Cleveland [1956-59], Pittsburgh [1960-63], Washington [1964-66], Miami [1966], Minnesota [1966]

Ahmad Carroll*	Green Bay [2004-05], Jacksonville [2006], Orlando (AFL) [2008], NY Jets [2009]
Albert Casey	St. Louis (Browns)
Daryl Cato	Miami (AAFC)
Ronnie Caveness	Houston [1966-68], Kansas City
Quinton Caver	Philadelphia [2001-02], Kansas City [2002-04], Dallas [2005-06], Hamilton (CFL) [2007]
Tyrone Chatman	British Columbia (CFL)
Freddie Childress	Cincinnati, Oakland, Dallas, New England [1991], Cleveland, Calgary (CFL), Saskatchewan (CFL) [2006]
Chrys Chukwuma	Dallas, Las Vegas (XFL), Tennessee
Jessie Clark	Green Bay [1983-87], Detroit [1988], Phoenix [1988-89], Minnesota [1989-90]
Thomas Cobb	Kansas City, Cleveland, Detroit, Chicago (Cardinals) [1931]
Cedric Cobbs	New England [2004-05], Denver [2006]
Raymond Cole	Milwaukee [1940-41]
James Collier	NY Giants [1962], Washington [1963]
Steven Conley	Pittsburgh [1996-98], Indianapolis [1998], Saskatchewan (CFL)
Anthony Cooney	Chicago, Montreal (WLAF)
D.J. Cooper	New Orleans, Memphis (XFL)
Charles Corgan	Kansas City, Hartford, NY Giants
Ben Cowins	Philadelphia, Kansas City, Toronto, (CFL)
Steve Cox	Cleveland, Washington [1981-88]
Reggie Craig	Kansas City [1975-76], Buffalo [1977], Cleveland
Elbert Crawford	LA Rams, New England [1990-91], Denver
Milan Creighton	Chicago (Cardinals) [1931-37]
Bobby Crockett	Buffalo [1966-69]
Tom Crowder	Dallas [2004-06]
Dick Cunningham	Buffalo [1967-72], Philadelphia [1973], Houston [1973], Detroit

D

Weston Dacus	Kansas City [2008-2009]
Kim Dameron	Memphis (USFL)
Joe Dean Davenport	San Francisco, Indianapolis [2001-03]
Andrew Davie	New York Jets [2009], Carolina [2009]
Brandon Davis#	Cleveland [2002], Philadelphia [2003]
Curt Davis	Atlanta [2001]
Isaac Davis	San Diego [1994-97], New Orleans [1997], Minnesota [1998]
Ron Dickerson, Jr.	Kansas City [1993-94]
Chuck Dicus	San Diego [1971-72], Pittsburgh [1973]
Arrion Dixon	Kansas City [2005-06]
Freddie Douglas	Pittsburgh, Tampa Bay [1976]
Bobby Duckworth	San Diego [1982-84], Los Angeles (Rams) [1985-86], Philadelphia [1986]
Paul Dudley	NY Giants [1962], Philadelphia [1963]

PLAYED BASKETBALL AT UA

E

Kay Eakin*	NY Giants [1940-41], Miami (AAFC)
Jerry Eckwood	Tampa Bay [1979-81]
Bobby Joe Edmonds	Seattle [1986-88], Los Angeles (Raiders) [1989], Tampa Bay [1995], Detroit
Anthony Eubanks	Dallas
Jack Ettinger	Memphis (WFL)

F

Ron Faurot	NY Jets [1984-85]
Robert Felton	Buffalo [2008], Oakland [2008]

HISTORY: Razorbacks in the Pros

FOOTBALL

Joe Ferguson
Milton Fields
Henry Ford*
Ike Forte
Robert Forte
Barry Foster
Aubrey Fowler

Buffalo [1973-84], Detroit [1985-87], Tampa Bay [1988-89], Indianapolis [1990]
Birmingham (USFL), Washington Houston/Tennessee [1994-2002]
NY Giants, Washington [1978-80]
Green Bay [1946-53]
Pittsburgh [1990-94]
Boston Yanks [1948]

G

Nate Garner
Randy Garner
Grant Garrett
Tom Ginn
Jeff Goff
Brett Goode
Michael Grant
Oscar Gray
Bob Griffin

New York Jets [2008], Miami Dolphins [2009-Present]
Atlanta [2001], Jacksonville [2002], Rhein Fire (NFL) [2004], Denver Broncos [2004]
Green Bay, Kansas City
Detroit [1980-81]
Washington
Jacksonville [2007], Green Bay [2008-Present]
Jacksonville [2008], Kansas City [2008], Washington [2008-09], Cleveland [2009]
Phoenix [1995], Seattle [1996-97]
St. Louis [1961], Los Angeles (Rams) [1953-57], Detroit

H

John Haden
Ryan Hale
Carlos Hall
Ray Hamilton
Ken Hamlin
Dan Hampton*
William Hampton
Dave Hanner
LaSalle Harper
Corey Harris
Elliott Harris
Leotis Harris
Steven Harris
Wayne Harris
Marcus Harrison
Ken Hayden
Chuck Herman
Howard Hickey
Anthony Hicks
Madre Hill
Peyton Hillis

NY Giants [1936-38]
NY Giants [1999-2000]
Tennessee [2002-05], Kansas City [2005-06], Denver [2007]
Cleveland, Detroit [1939], Los Angeles (Rams) [1938, 44-47], Philadelphia [1940]
Seattle [2003-06], Dallas [2007-09], Indianapolis [2010-Present]
Chicago [1979-90]
Montreal (CFL)
Green Bay [1952-64]
Chicago [1989], NY Giants [1989]
Atlanta
Pittsburgh [2005], Houston [2006]
Green Bay [1978-83]
Washington [2005-07]
Calgary (CFL)
Chicago [2008-Present]
Philadelphia [1942], Washington [1943]
Atlanta [1980]
Pittsburgh [1941], Cleveland, Los Angeles (Rams) [1941, 45-48]
Green Bay, Jacksonville
Cleveland, Berlin (NFL), Oakland [2002-03]
Denver [2008-09], Cleveland [2010-Present]

Glen Ray Hines
Bill Hix
Gary Hobbs
John Hoffman
Floyd Hogan
Derek Holloway

Houston [1966-70], New Orleans [1971-72], Pittsburgh [1973]
Philadelphia [1950]
Kansas City
Chicago [1949-56]
British Columbia (CFL)
Michigan, (USFL), Arizona (USFL), Washington [1986], Tampa Bay [1987]
Cincinnati [1987], St. Louis/
Phoenix [1987-88], Washington, London (WLAFL)
Atlanta [2003-04], Ottawa (CFL) [2005]
Atlanta [2007-09], Detroit [2010]
Kansas City [2006]
NY Giants [1937-42, 46-48], Tampa Bay
Seattle [2005-06]

Greg Horne

Raymond House
Chris Houston
De'Arrius Howard
Jim Lee Howell
Jeb Huckeba

I

Darwin Ireland

Chicago [1994-95]

J

Eddie Jackson

Carolina [2004-05], Miami [2006], New England [2007], Washington [2008]
St. Louis [2007], San Diego [2008]
Hartford
Dallas
Toronto (CFL), Houston, Montreal (CFL) [2005], Edmonton (CFL) [2006]
San Diego [1993-03], Denver [2004-05]
Dallas [2008-Present]
Philadelphia [1967-71]
Dallas [2001], New Orleans [2002-03], Scottish (NFL) [2004]
Jacksonville [2005-2008], Cincinnati [2010]

Keith Jackson
Charles Jamerson
Michael James
Michael Jenkins

Ray Lee Johnson
Felix Jones*
Harry Jones*
J.J. Jones

Matt Jones*

K

Allen Keen
Randy Kelly
Kenoy Kennedy
Carl Kidd

Philadelphia [1937-38]
Kansas City [2007]
Denver [2000-04], Detroit [2005-07]
Oakland [1995-96], British Columbia (CFL) [2000], Minnesota [2001], British Columbia (CFL) [2002-06]
Minnesota [1987]
Baltimore (Colts) [1976-78]
New Orleans [1983-90]
Green Bay [1977-85], Miami [1986-87], Minnesota [1987]

Keith Kidd
Mike Kirkland
Steve Korte
Greg Koch

ARKANSAS IN THE NFL DRAFT (SINCE 1982)

- 1982 – LB Jeff Goff (12th round, Washington)
- 1983 – LB Billy Ray Smith (1st, San Diego), RB Gary Anderson (1st, San Diego), C Steve Korte (2nd, New Orleans), DB Danny Walters (4th, San Diego), RB Jessie Clark (7th, Green Bay)
- 1984 – DE Ron Fautro (1st, N.Y. Jets), WR Keith Kidd (9th, Minnesota)
- 1986 – DB Greg Lasker (2nd, N.Y. Giants), LB Ravin Caldwell (5th, Washington), RB Bobby Joe Edmonds (5th, Seattle), LB Nick Miller (5th, Cleveland), DB Kevin Wyatt (5th, Miami)
- 1987 – P Greg Horne (5th, Cincinnati), TE Theo Young (12th, Pittsburgh)
- 1989 – DE Wayne Martin (1st, New Orleans), SS Steve Atwater (1st, Denver), OT Freddie Childress (2nd, Cincinnati), LB Kerry Owens (4th, Cincinnati), DB Richard Brothers (7th, Chicago), K Kendall Trainor (9th, Phoenix), LB LaSalle Harper (9th, Chicago)
- 1990 – RB Barry Foster (5th, Pittsburgh), RB James Rouse (8th, Chicago), G Elbert Crawford (8th, L.A. Rams), DB Anthony Cooney (12th, Chicago)
- 1991 – WR Derek Russell (4th, Denver)
- 1993 – DE Raylee Johnson (4th, San Diego)
- 1994 – DT Henry Ford (1st, Houston), G Isaac Davis (2nd, San Diego)
- 1996 – LB Steven Conley (3rd, Pittsburgh), DT Junior Soli (5th, San Diego)
- 1997 – LB Anthony Hicks (5th, Green Bay)
- 1998 – DE David Sanders (7th, Oakland)
- 1999 – OG Brandon Burlsworth (3rd, Indianapolis), LB Melvin Bradley (6th, Arizona), RB Madre Hill (7th, Cleveland), DT Ryan Hale (7th, N.Y. Giants)
- 2000 – SS Kenoy Kennedy (2nd, Denver), OG Bobbie Williams (2nd, Philadelphia), CB David Barrett (4th, Arizona), WR Anthony Lucas (4th, Green Bay), WR Emanuel Smith (6th, Jacksonville)
- 2001 – LB Quinton Caver (2nd, Philadelphia), DE Randy Garner (6th, Atlanta)
- 2002 – DE Carlos Hall (7th, Tennessee)
- 2003 – FS Ken Hamlin (2nd, Seattle)
- 2004 – OT Shawn Andrews (1st, Philadelphia), CB Ahmad Carroll (1st, Green Bay), LB Caleb Miller (3rd, Cincinnati), RB Cedric Cobbs (4th, New England), LB Tony Bua (5th, Miami), OT Bo Lacy (6th, Pittsburgh)
- 2005 – WR Matt Jones (1st, Jacksonville), DE Jeb Huckeba (5th, Seattle)
- 2006 – S Vickiel Vaughn (7th, San Francisco)
- 2007 – DE Jamaal Anderson (1st, Atlanta), CB Chris Houston (2nd, Atlanta), OT Tony Ugoh (2nd, Indianapolis), DT Keith Jackson (7th, St. Louis)
- 2008 – RB Darren McFadden (1st, Oakland), RB Felix Jones (1st, Dallas), DT Marcus Harrison (3rd, Chicago), OT Nate Garner (7th, New York Jets), FB Peyton Hillis (7th, Denver), WR Marcus Monk (7th, Chicago)
- 2009 – C Jonathan Luigs (4th, Cincinnati)
- 2010 – OG Mitch Petrus (5th, N.Y. Giants)
- 2011 – QB Ryan Mallett (3rd, New England), TE D.J. Williams (5th, Green Bay), OT DeMarcus Love (6th, Minnesota)


HISTORY: Razorbacks in the Pros



Peyton Hillis was voted the cover athlete for Madden NFL 12 following his 2010 campaign, in which he rushed for 1,177 yards and 11 touchdowns to become the first Cleveland running back to eclipse the 1,000-yard mark since 2008.

RAZORBACK

HISTORY: Razorbacks in the Pros



Darren McFadden was drafted fourth overall by the Oakland Raiders in 2008. In his first three seasons, he has accrued more than 2,000 rushing yards and more than 1,000 receiving yards while scoring 15 total touchdowns.

L	
Bo Lacy	Pittsburgh [2004], Chicago [2005], Indianapolis [2006], Atlanta [2007]
Jerry Lamb	Kansas City
Sacha Lancaster	Hamburg (NFL) [2005], Rheine (NFL) [2006], British Columbia (CFL) [2007]
Greg Lasker	NY Giants [1986-88], Phoenix [1988], Chicago [1988]
Homer Ledbetter	Chicago Cardinals [1932-33]
Jim Lindsey	Minnesota [1966-72]
Steve Little*	St. Louis [1978-80]
Jamar Love	New England [2009], Dallas [2009], Tampa Bay [2009], Tennessee [2009]
Anthony Lucas	Green Bay, Dallas
Jonathan Luigs	Cincinnati [2009]
Kenneth Lunday	NY Giants [1937-41, 46-47]
Vaughn Lusby	Cincinnati [1979], Chicago [1980]

M	
Brisan Manor	Denver [1977-84], Tampa Bay [1984]
Fred Marshall	Calgary (CFL)
Wayne Martin*	New Orleans [1989-99]
Darryl Mason	Birmingham (USFL)
Geno Mazzanti	NY Yanks [1950]
Jerry Mazzanti	Philadelphia [1963], Detroit [1966], Pittsburgh [1967]
Bruce Maxwell	Detroit [1970]
Darren McFadden*	Oakland [2008-Present]
Bill McClard	San Diego [1972], New Orleans [1973-75]
Lamar McHan*	Chicago Cardinals [1954-58], Green Bay [1959-60], Baltimore Colts [1961-63], San Francisco [1963]
J.J. Meadors	Edmonton (CFL)
Peter Merloni	Boston Braves
Caleb Miller	Cincinnati [2004-07]
Nick Miller	Cleveland
Verl Mitchell	Atlanta
Marcus Monk	Chicago [2008], Carolina [2009]
Charles Moore	Washington [1962]
Henry Moore	NY Giants [1956], Baltimore Colts [1957]
Jerry Moore	Chicago [1971-72], New Orleans [1973-74]
Jim Mooty	Dallas [1960]
Alex Mortensen	Tennessee [2009]
Dickey Morton	Toronto (CFL), Pittsburgh
Lock Morton	Newark
Tom Murphy	Chicago Cardinals [1934]
Wes Murphy	Kansas City [2007]

N	
Gerald Nesbitt	Ottawa (CFL)

O	
Sam Olajubutu	Tampa Bay [2007]
Tony Olison	Indianapolis, San Antonio (USFL)
Kerry Owens	Cincinnati, Cleveland [1989]

P	
Zac Painter	Dallas
Stephen Parker	Miami [2007]
Leon Pense	Pittsburgh [1945]
Jason Peters	Buffalo [2004-08], Philadelphia [2009-Present]
Mitch Petrus	New York Giants [2010-Present]
Jermaine Petty	Cincinnati [2002], Green Bay [2003]
Loyd Phillips*	Chicago [1967-69], New Orleans
Joyce Pipkin	NY Giants [1948], Los Angeles

R	
Davis Reavis	Pittsburgh [1974-75], Tampa Bay [1976-83]
Mike Reppond	Chicago [1973], British Columbia (CFL)
Lawrence Richardson	Buffalo [2004], Hamburg (NFL) [2005]
Matterral Richardson	Washington [2008], Houston [2008], Cleveland [2009]
Danny Rhodes	Baltimore Colts [1974]
Jack Robbins*	Chicago Cardinals [1938-39]
Kyle Roper	Baltimore [2006]
James Rouse	Chicago [1990-91]
Coy Ernest Ruple	Pittsburgh [1968-69]
Derek Russell	Denver [1991-94], Houston/Tennessee [1995-97]

S	
Floyd Sagely	Chicago Cardinals [1957]
Roland Sales	Toronto (CFL), Montreal (CFL)
Howard Sampson	Green Bay [1978-79]
David Sanders	Oakland, San Francisco (XFL)
Kenny Sandlin	Carolina [2002], Minnesota [2003]
Kevin Scanlon	Los Angeles Rams [1980], Hamilton (CFL) [1980]
Clyde Scott*	Philadelphia [1949-52], Detroit [1952]
Earl Scott	Amsterdam (WFLA)
Malcolm Sheppard	Houston [2010], Tennessee [2010-Present]
Milt Simmington	Cleveland, Pittsburgh [1942]
Desmond Sims	New Orleans [2007]
Gerald Skinner	Green Bay [1978]
Dwight Sloan	Chicago Cardinals [1938], Detroit [1939-40]
Billy Ray Smith Sr.	Los Angeles Rams [1957], Pittsburgh [1958-60], Baltimore Colts [1961, 63-70]

Billy Ray Smith Jr.*	San Diego [1983-92]
Emanuel Smith	Jacksonville [2000]
Mark Smith	Kansas City
Richard Smith	Kansas City [2004-05], Washington [2006], Edmonton (CFL) [2007]
Rollen Smith	St. Louis
Michael Snowden	Tennessee
Junior Soli	San Diego
Ryan Sorahan	New Orleans [2004]
Ronny South	New Orleans [1968]
Ray Spillers	Philadelphia [1937]
Bob Stankovitch	Kansas City
George Stewart	Kansas City
Clint Stoerner	Dallas [2000-03], Scottish (NFL), Miami [2004]
Donnie Stone	Denver [1961-64], Buffalo [1965], Houston [1966]
Pat Summerall	Detroit [1952], Chicago Cardinals [1953-57], NY Giants [1958-61]
Buddy Sutton	Baltimore

T	
Fred Talley	Atlanta [2003], Edmonton (CFL) [2004], Montreal (CFL) [2005], Atlanta [2006]
Brad Taylor	Edmonton (CFL), Montreal (CFL)
R.C. Thielemann	Atlanta [1977-84], Washington [1985-88]
Mick Thomas	Atlanta
Wilfred Thorpe	Cleveland
Curtis Townsend	St. Louis [1978], San Diego
Kendall Trainor	Phoenix, Sacramento (WFLA), New York, New Jersey (WFLA)
Zac Tubbs	Buffalo [2007]


U	
Tony Ugho	Indianapolis [2007-09], Detroit [2010-Present]
Ron Underwood	Chicago

V	
Jose Valdez	Atlanta [2009-Present]
Clyde Van Sickle	Green Bay [1932-33]
Vickiel Vaughn	San Francisco [2006], Washington [2007], Denver [2008]
Darius Vinnett	St. Louis [2007-08]

W	
Jimmy Walker	Minnesota [1987], Edmonton (CFL), Ottawa (CFL), Birmingham (USFL)
Gavin Walls	Minnesota [2003], Scottish (NFL) [2004], Winnipeg (CFL) [2005-2010], Montreal (CFL) [2010-Present]
Danny Walters	San Diego [1983-87]
Charles Washington	Green Bay [1987]
Orlando Watters	Seattle [1994]
Tim Webster	Green Bay [1971]
Marsh White	NY Giants [1975-77]
Bobbie Williams	Philadelphia [2000-03], Cincinnati [2004-Present]
Boo Williams	New Orleans [2001-05], NY Giants [2006]
Fred Williams	Chicago [1952-63], Washington [1964-65]
Patrick Williams	New York Jets
George Wilson	Detroit [2004], Buffalo [2005-Present]
Ben Winkleman	Milwaukee
Bill Winston	New York Jets
Dennis Winston	Pittsburgh [1977-81, 85-86], New Orleans [1982-85]
Don Wunderly	Pittsburgh, British Columbia (CFL)
Kevin Wyatt	Miami, San Diego [1986]
Harry Wynne	Boston Yanks, NY Giants [1945]

Y	
Theo Young	Pittsburgh [1987]


***Drafted first round**
Years spent with each team not available for all players.



Mitch Petrus was drafted by the New York Giants in the 2010 NFL Draft. He appeared in 11 games during his rookie season.


FOOTBALL

RAZORBACKS IN THE SUPER BOWL



Steve Atwater's three Super Bowl appearances as a player are the most by a former Arkansas student-athlete. After making his Super Bowl debut in Super Bowl XXIV, Atwater helped the Denver Broncos win back-to-back Super Bowls as they took Super Bowl XXXII against Green Bay before winning Super Bowl XXXIII against Atlanta.

Billy Ray Smith became the first former Razorback to appear in the Super Bowl when the Baltimore Colts faced the New York Jets in Super Bowl III. He returned to the Super Bowl with the Colts two years later and helped them defeat the Dallas Cowboys to win Super Bowl V.




PLAYER	TEAM	SUPER BOWL (OPPONENT)
Lance Alworth, WR	Dallas	VI (Miami)
Steve Atwater, S	Denver	XXIV (San Francisco)
		XXXII (Green Bay)
		XXXIII (Atlanta)
Ravin Caldwell, LB	Washington	XXII (Denver)
		XXVI (Buffalo)
Mike Cherry, QB	N.Y. Giants	XXXV (Baltimore)
Steve Cox, P	Washington	XXII (Denver)
Henry Ford, DT/DE	Tennessee	XXIV (St. Louis)
Brett Goode, LS	Green Bay	XLV (Pittsburgh)
Ryan Hale, DT	N.Y. Giants	XXXV (Baltimore)
Dan Hampton, DE	Chicago	XX (New England)
Raylee Johnson, DE	San Diego	XXIX (San Francisco)
Greg Lasker, S	N.Y. Giants	XXI (Denver)
Jim Lindsey, RB	Minnesota	IV (Kansas City)
Brison Manor, DE	Denver	XII (Dallas)
Dave Reavis, OT	Pittsburgh	IX (Minnesota)
		X (Dallas)
Billy Ray Smith, DT	Baltimore Colts	III (N.Y. Jets)
		V (Dallas)
R.C. Thielemann, OG	Washington	XXII (Denver)
Tony Ugo, OT	Indianapolis	XLIV (New Orleans)
Dennis Winston, LB	Pittsburgh	XIII (Dallas)
		XIV (Los Angeles Rams)

COACH	TEAM	SUPER BOWL (OPPONENT)
Raymond Berry*	New England	XX (Chicago)
Don Breaux*	Washington	XVII (Miami)
		XXVIII (Los Angeles Raiders)
		XXII (Denver)
Joe Gibbs*	Washington	XXVI (Buffalo)
		XVII (Miami)
		XXVIII (Los Angeles Raiders)
		XXII (Denver)
Jimmy Johnson	Dallas	XXVI (Buffalo)
		XXVII (Buffalo)
John Mitchell*	Pittsburgh	XXX (Dallas)
		XL (Seattle)
		XLIII (Arizona)
Barry Switzer	Dallas	XLV (Green Bay)
Fred Von Appen*	San Francisco	XXX (Pittsburgh)
		XIX (Miami)
		XXIII (Cincinnati)

* Coached at Arkansas

OWNER	TEAM	SUPER BOWL (OPPONENT)
Jerry Jones	Dallas	XXVII (Buffalo)
		XXVIII (Buffalo)
		XXX (Pittsburgh)



Brett Goode joined the list of former Razorbacks to hoist the Lombardi Trophy in February of 2011 as the Green Bay Packers defeated the Pittsburgh Steelers 31-25 in Super Bowl XLV.

Jerry Jones (left) and Jimmy Johnson (right) celebrate with the Lombardi Trophy after the Dallas Cowboys defeated the Buffalo Bills in Super Bowl XXVIII for their second straight Super Bowl victory over the Bills. Dallas went on to win Super Bowl XXX after Jones hired Barry Switzer, a former UA assistant coach, to lead the Cowboys.



HISTORY: Razorbacks in the Super Bowl

RAZORBACK

(The UA Media Relations Office welcomes corrections from authentic sources) *denotes team captains

A

Abernathy, Chad.....	1995, '96 '97 '98
Adair, Marcus.....	1993, '94 '95
Adams, Dave.....	1962, '63
Adams, Gary.....	1966, '67 '68*
Adams, Gary.....	1989, '90 '91 '92
Adams, Joe.....	2008, '09 '10
Adams, Oliver.....	1927 '28
Adams, O'Neale.....	1939, '40 '41
Adams, Tim.....	1976, '77 '78
Adkins, Jim.....	1956
Aguirre, Michael.....	2006, '07 '08
Akerfelds, Darrel.....	1980, '81
Akers, Freddy.....	1958, '59
Akerstrom, Anders.....	2004
Akin, Chris.....	1998, '99
Akins, Chris.....	1995
Akins, Terry.....	1992
Alberty, Joe Paul.....	1958, '59 '60
Alberty, Brett.....	1987
Alcorn, E.....	1923
Alcorn, Hal.....	1917, '18 '20
Alcorn, R.E.....	1917, '18 '19 '20
Alderson, Winston.....	1994, '95 '96
Alexander, Brother.....	1984, '85
Alexander, Marion.....	1943
Alexander, Tim.....	1976, '80
Allen, Clint.....	1976
Allen, Jason.....	1991, '92 '93 '94*
Allen, Joe.....	1909
Allen, V.V.....	1896
Allison, Robert.....	1939
Alworth, Lance.....	1959, '60 '61
Ambrose, Damarion.....	2007, '08 '09 '10
Amis, William.....	1921, '22
Anderson, Gary.....	1979, '80 '81 '82*
Anderson, Jamaal.....	2004, '05 '06
Anderson, Ken.....	1994, '95 '96 '97*
Anderson, Kevin.....	1984, '85
Anderson, Paul.....	1944, '45
Andrews, Shawn.....	2001, '02 '03
Apolskis, Rick.....	1986, '87 '88 '89
Arenz, Terry.....	1958
Armbrust, Seth.....	2009
Arrendariz, Richard.....	1984
Aske, Lavon.....	2008, '09 '10
Atkinson, Drexel.....	1948, '49
Atteberry, Dwight.....	1990, '91
Atwater, Steve.....	1985, '86 '87 '88*
Atwood, Ralph.....	1937, '38 '39
Audas, Stan.....	1973, '75
Avery, Steve.....	1973, '75
Avlos, Nick.....	1973*
Ayers, James.....	1925, '26

B

Bach, Tommy.....	1957, '58 '59
Bagby, Herman.....	1923, '24
Bailey, Alvin.....	2010

Bailey, Jack.....	1950
Bailey, Joe.....	1999
Bailey, Mitchell.....	2008
Bain, James.....	1915, '16 '19
Baker, Chris.....	2003, '04 '06 '07
Baker, Ed.....	1995
Baker, Kevin.....	2000
Baker, Mark.....	1994, '95 '96 '97
Baker, Pat.....	1993, '94
Baker, Victor.....	1980
Baldridge, Joe.....	1949
Baldwin, Alton.....	1943, '44 '45 '46
Baldwin, Jake.....	1945, '49
Ball, Nathan.....	1999, '00 '01 '02
Balseiro, Chris.....	2003, '04 '05
Banks, Curtis.....	1988, '89 '90 '91
Banks, Reggie.....	2003, '04
Banks, Tim.....	1965
Bankston, Bill.....	1945
Barker, Hubert.....	1940, '41
Barnes, Charlie.....	1958
Barnes, David.....	1957
Barnes, Jim.....	1966, '67 '68*
Barnes, J.J.....	1901
Barnes, Teddy.....	1973, '74 '75
Barnett, Brandon.....	2007, '08 '09
Barnett, Robert.....	1957
Barrett, David.....	1996, '97 '98 '99*
Barrow, Dubba.....	1986, '87 '88 '89
Barwegen, Doug.....	1975, '76 '77
Basore, George.....	1919, '20 '21
Bass, Bill.....	1947, '48 '49
Battle, Khiry.....	2008
Baxter, John.....	1979
Baxter, Robert.....	1979
Bayne, Louis.....	1944
Bazzel, David.....	1981, '82 '84 '85*
Beachum, Rodney.....	1982, '83 '84 '85
Beane, Colmore.....	1944
Beard, Abner H.....	1900, '02
Beard, Chip.....	1982
Beard, Scott Oscar.....	1903
Beasley, Jimmy.....	2000, '01 '02 '03*
Beavers, Garland.....	1926, '27 '28
Belknap, Ray.....	1919
Bell, Geno.....	1993, '94 '95 '97
Bell, Mark.....	1987, '88 '89
Bell, Richard.....	1957, '58*
Bemberg, Clay.....	2010
Bender, Mike.....	1964, '65*
Bennett, Archie.....	1970, '71
Bennett, Eric.....	2010
Bennett, Richard.....	1955, '56 '57
Bennett, Ronnie.....	1969, '70
Benoit, Steve.....	1970
Benson, Buddy Bob.....	1954, '55
Benson, Ken.....	1989, '90
Benson, Mike.....	1986, '87
Benton, James "Jim".....	1935, '36 '37*
Benton, Jim.....	1970, '71 '72
Benton, W.R.....	1932, '33 '34*
Bentz, J.L.....	1895
Bequette, Chris.....	1984, '85 '86 '87*
Bequette, George.....	1954, '55 '56*
Bequette, Jake.....	2008, '09 '10*

Bequette, Jay.....	1980, '81 '82
Bercher, Martine.....	1964, '65 '66
Berezansky, Chris.....	2008
Berner, Dennis.....	1967, '68 '69
Berry, Benny.....	1954, '56
Berry, Charlie.....	1956
Berry, D'Andre.....	1998, '99 '00 '01
Berry, Greg.....	1983
Berry, Homer.....	1922, '23 '24
Berryhill, Stuart.....	1964 '65 '66
Bettis, Evan.....	2008
Beutelschies, Gene.....	1962
Bexley, Carleton.....	1996
Bickerstaff, Ray.....	1945
Biddle, Joe.....	1932, '33
Billings, Fred M.....	1902
Billingsley, Mickey.....	1974, '76 '77
Binnion, Scott.....	1970, '71 '72
Biocic, Jerry.....	1986, '87
Birdwell, Steve.....	1969, '70 '71
Birmingham, DeCori.....	2001, '02 '03 '04*
Black, Charles.....	1932, '33
Black, Joe.....	1964, '65 '66
Blackburn, Claud.....	1924
Blackburn, Clifford.....	1923, '24
Blackmer, D.....	1901
Blakely, Gervis T.....	1910
Blakely, Ronnie.....	1961
Bland, John.....	1985, '86 '87 '88*
Bledsoe, Fred.....	2004, '07
Blevins, Paul.....	1969
Bloom, John R.....	1903, '04
Boatwright, William.....	1897, '98
Bobo, Donny.....	1976, '77 '78
Boepple, Emil.....	1932, '33
Bogard, Jerry.....	1951, '52 '53
Bohanon, Alex.....	1993
Bokermann, Mark.....	2000, '01 '02 '03
Boles, John.....	1956, '57
Bolton, Andy.....	1973
Bonneau, Rob.....	1989
Bonner, Mark.....	2005, '06 '07
Booth, Marc.....	1991
Boozman, H.....	1924, '25 '26*
Boelman, John.....	1971, '72
Boren, Phillip.....	1979, '81 '82 '83
Boschetti, Mike.....	1968, '69 '70*
Botkin, Kirk.....	1990, '91 '92 '93*
Boulware, David.....	1993
Boutwell, Dale.....	1956
Bowles, Darryl.....	1979, '80 '81 '82
Boyd, Bill.....	1964
Boydston, Brian.....	1997
Brabham, Danny.....	1960, '61 '62
Bracey, Bill.....	1951
Bracken, Richard.....	2005
Bradford, Carl.....	1985, '86 '87
Bradford, Eddie.....	1952, '53 '54
Bradford, Eric.....	1985, '86 '87 '88
Bradford, W.....	1909, '10 '11 '12
Bradford, Mike.....	1978, '80
Bradford, Vincent.....	1993, '94 '95 '96
Bradford, William.....	1921
Bradley, Freddie.....	1991
Bradley, Melvin.....	1996, '97 '98
Bradsher, Bobby.....	1971
Branch, Eric.....	1997, '98 '99
Branch, Jesse.....	1961, '62
Branch, Job.....	1984, '85
Brand, Mike.....	1971, '72
Brand, Rodney.....	1967, '68 '69*
Brandt, Jason.....	1988, '89 '90
Brannon, Robert.....	1983, '84
Brasher, Tommy.....	1961, '62 '63
Brasuell, Jackie.....	1963, '64 '65*
Braswell, J.C.....	1894
Brawner, Jim.....	1971, '72
Bray, Don.....	1994, '95
Brazil, Ernest.....	1917, '18
Breeden, Sam.....	2000, '01
Breeding, Dylan.....	2009, '10
Brewer, Nick.....	2010
Briggs, Oscar Garner.....	1899
Britt, Maurice.....	1938, '39 '40
Britt, Tommy.....	1951
Brittenum, Jon.....	1963, '65 '66
Broadway, Ramon.....	2007, '08 '09 '10*
Brooks, Chris.....	1998, '99
Brooks, Jermaine.....	1999, '00 '01
Brooks, John.....	1991
Brooks, Sam.....	1994, '96 '97
Brooks, Wm. Bud.....	1952, '53 '54
Brothers, Richard.....	1985, '86 '87 '88

Brown, Anthony.....	2005, '06
Brown, Charlie.....	1974
Brown, Fred I.....	1900, '01*
Brown, J.R.....	1986, '87
Brown, Justin.....	1995, '96
Brown, Larry.....	1973, '75
Brown, Pierre.....	2002, '03 '04 '05*
Brown, Russ.....	1995, '96 '97 '98
Brown, Spencer.....	1992, '93 '94 '95
Brown, Thomas.....	1978, '81 '82
Brown, Vann.....	1934, '35 '36
Brown, Wm. Buddy.....	1948, '49 '50*
Browne, Leshon.....	1986
Browning, Eric.....	1989, '90 '91 '92
Bruick, Kevin.....	1985
Bryan, Cameron.....	2009
Bryan, Frank.....	1910
Bryan, Lemuel B.....	1901, '02*
Bryant, Larry Gunn.....	1983
Bryant, Thakkeus "Bam".....	2002
Bryant, Trent.....	1977, '78 '79 '80
Bryant, Wesley.....	1961, '62 '63
Bua, Tony.....	2000, '01 '02 '03*
Buckalew, Hollis.....	1928, '29 '30
Buckingham, Earl.....	1980, '81 '82
Bull, Scott.....	1972, '74 '75*
Bumpas, Dick.....	1968, '69 '70*
Burchfield, Mike.....	1977, '78 '79
Burks, Pete.....	1995, '96
Burleson, C.H.....	2004, '07
Burlingame, Mike.....	1977, '78 '79
Burlsworth, Brandon.....	1995, '96 '97 '98*
Burnett, Bill.....	1968, '69 '70*
Burnett, Bobby.....	1964, '65*
Burnett, Tommy.....	1965, '66
Burns, Billy.....	1972, '73 '74*
Burns, Keith.....	1980, '81 '82
Burns, Olan.....	1954, '55 '56*
Burris, Pat.....	1989, '90
Burstein, Matt.....	1999, '00
Burton, Freddy.....	2007, '08 '09 '10
Busby, Bo.....	1973, '74 '75 '76
Butler, Richie.....	1999, '00 '01 '02*
Butler, Steve.....	1958, '59 '60*
Burtz, Sam.....	1949
Bynum, Firmon.....	1940, '41

C

Cain, Dustin.....	2010
Cain, Terrance.....	1988
Cain, Tim.....	1988
Calcagni, Mark.....	1984, '85
Calcagni, Ron.....	1975, '76 '77 '78*
Caldwell, Ravin.....	1982, '83 '84 '85
Caldwell, Tracy.....	1990, '91 '92 '93
Calvin, Carlton.....	1991, '92 '93 '94
Cameron, Pat.....	1989, '90
Campbell, Charles.....	1915, '16
Campbell, Dean.....	1972
Campbell, Jason.....	2001
Campbell, Joe.....	1939
Campbell, Leon.....	1946, '47 '48 '49
Campbell, Louis.....	1970, '71 '72*
Campbell, Marcus.....	1994, '95 '96 '97
Campbell, Mike.....	1973, '74 '75*
Campbell, R. Roy.....	1894
Campbell, Steadman.....	2000, '01
Canada, Eugene Bud.....	1945, '46 '47 '48
Cantlope, Tracy.....	1992, '93 '94 '95
Capshaw, Gary.....	1972
Carder, David.....	1957
Carlton, David.....	2001, '02 '03 '04
Carpenter, J.P.....	1943
Carpenter, Lewis.....	1950, '51 '52
Carpenter, Preston.....	1953, '54 '55*
Carroll, Ahmad "Batman".....	2001, '02 '03
Carroll, J.J.....	1915
Carson, Bill.....	1994, '95 '96 '97
Carter, Bill.....	1969, '70 '71
Carter, Bubba.....	1983
Carter, Elmo.....	1896, '97
Carter, Harry.....	1942, '46
Carter, Jan.....	1938, '39 '40
Carter, J.N.....	1913
Caruthers, Ernie.....	1978
Castillo, Eric.....	1989
Castleberry, Mike.....	1983
Cato, Marvin.....	1996, '97 '98 '99
Cato, Daryl.....	1939, '40 '41*
Cauthron, Jim.....	1952, '53
Caver, Quinton.....	1997, '98 '99 '00
Cawood, Jim Brown.....	1894
Caveness, Ronnie.....	1962, '63 '64*

Ceaser, Caleb.....	2003
Centers, Donnie.....	1983, '85 '86
Chalene, Scott.....	1981, '83
Chalmers, Chris.....	1996, '97 '98 '99
Chambers, Anthony.....	1985, '86 '87 '88
Chambers, Joe.....	1929, '30 '32
Chapman, Johnson.....	1901, '02
Chatman, Tyrone.....	1990, '91 '92 '93*
Cherico, Tony.....	1984, '85 '86 '87*
Cherry, Mike.....	1993, '94
Cheyne, Bob.....	1973
Cheyne, Tommy.....	1973, '74 '75
Childress, Bob.....	1956, '57
Childress, Freddie.....	1985, '86 '87 '88
Childress, John.....	1959, '60 '61*
Childs, E.....	1902
Childs, Greg.....	2008, '09 '10
Childs, James L.....	1904
Chinn, John.....	1932
Chipman, Marvin.....	1925, '26
Christenbury, Tom.....	1980, '81
Christian, Don.....	1955, '56 '57
Chukwuma, Chrys.....	1996, '97 '98 '99
Chunn, Del.....	1990
Cialone, Felice.....	1942
Cissell, Mickey.....	1960, '61
Clabom, Joe.....	1945, '48
Clark, Elbert.....	1900, '01 '02
Clark, Jack.....	1940, '41
Clark, Jessie.....	1981, '82*
Clark, Leon.....	1994
Clark, W.H.....	1930
Clark, Zak.....	2000, '01
Clavelle, Marcus.....	1997
Clay, Billy.....	1960, '63
Clay, Charles.....	1975, '76 '77 '78
Clayton, Michael R.....	1957
Cleveland, Ben.....	2006, '08 '09 '10
Cleveland, Jay.....	1986
Clinton, Chris.....	2002
Clyde, Steve.....	1977, '79 '80 '81
Coats, Jeff.....	1939, '40 '41
Cobbs, Cedric.....	1999, '01 '02 '03
Cochran, Maurice.....	1915, '16
Cody, Russell.....	1967, '68 '69
Coe, Michael.....	2003, '04 '05
Cole, Bob.....	1993
Cole, Charles.....	1956
Cole, George.....	1925, '26 '27*
Cole, Johnny.....	1950, '51 '52
Cole, Nathan.....	1995, '96 '97 '98
Cole, Ray.....	1937, '38 '39*
Coleman, Eussell.....	1925, '26 '27*
Coleman, James W.....	1916, '17 '18 '19*
Coleman, Richard.....	1968, '69
Coleman, Rod.....	2006, '07
Coleman, Sam.....	1921, '22 '23 '24
Collier, Jimmy.....	1959, '60 '61
Collins, Kirk.....	1988, '89 '90 '91*
Collins, Ronnie.....	1976
Collins, Shane.....	2002
Conger, Marvin.....	1944
Conley, Steve.....	1992, '93 '94 '95*
Connor, Paul.....	1965, '66 '67
Cook, Grant.....	2008, '09 '10
Cook, Jake.....	1913, '14
Cook, John D.....	1954
Cooks, Mark.....	1995
Cooney, Anthony.....	1986, '87 '88 '89*
Cooney, Mike.....	1958
Cooper, David.....	1965, '66 '67
Cooper, D.J.....	1996, '97 '98 '99
Cope, Larry.....	1943, '44
Cope, Robert.....	1936
Corbett, Lundy.....	1970, '71
Cordelli, Mark.....	1986
Corgan, Charles.....	1923
Cornelius, Jessie.....	1994, '95 '96
Cornish, Bryan.....	1991, '92 '93 '94
Corrotto, Leo.....	1933
Cory, A.B.....	1894
Cory, Henry J.....	1894
Cotton, Delano.....	1962
Cotton, Kotto.....	1991, '92 '93
Counce, Dale.....	1945, '46 '47
Courtney, J.G.....	1898
Covington, Pete.....	1956
Cowger, James.....	1925, '26 '27*
Cowins, Ben.....	1975, '76 '77 '78*
Cox, Curtis.....	1959, '60
Cox, David.....	1968, '69
Cox, Harold Earl.....	1943, '48
Cox, Harold Eugene.....	1952

HISTORY: Razorback Lettermen



Jamaal Anderson lettered for the Razorbacks from 2004-06 and was a first-team All-SEC selection in 2006. That year, he led the SEC and was second in the nation with 13.5 sacks. He finished his career with 130 tackles, including 17.5 sacks, and was selected eighth overall by the Atlanta Falcons in the 2007 NFL Draft.

FOOTBALL

Cox, James.....	1947
Cox, Steve.....	1971
Cox, Steve.....	1979, '80
Crabough, Alfred J.....	1921, '22 '23
Crabough, Quentin.....	1927, '28 '29
Crafton, James.....	1947, '48
Craig, Reggie.....	1972, '73 '74
Craig, Tim.....	2000
Crawford, Danny.....	1973, '74
Crawford, Elbert.....	1986, '87 '88 '89*
Crawford, Kerry.....	1985, '86 '87 '88
Crawford, London.....	2006, '07 '08, '09
Creekmore, Steve.....	1908, '09 '10*
Crimington, Milan.....	1928, '29 '30*
Crown, Rudell.....	2009, '10
Criswell, Oliver.....	1933, '34
Crocker, Patrick.....	1989, '90
Crockett, Bobby.....	1963, '64 '65*
Cross, Bob.....	1950
Crow, Olan.....	1945
Crowder, Tom.....	2001, '02 '03
Crowley, L.G.....	1896
Culpepper, Oren.....	1954, '55 '56
Culwell, J.D.....	1904, '05 '06 '07
Cunningham, Dick.....	1964, '65 '66
Curry, Ken.....	1970
Curtis, De'Anthony.....	2008, '09 '10
Cypert, Boyd.....	1910, '11 '12

D

Dacus, Weston.....	2004, '05 '06 '07*
Daily, Adam.....	1999, '00
Daily, Marvin.....	1973, '74 '75
Dale, Jack.....	1928, '29 '30
Dalton, Dallas.....	1950
Dameron, Kim.....	1979, '80 '81 '82
Daniel, Charles.....	1963, '64*
Danielowicz, Mark.....	1984, '85
Darr, Earl.....	1929, '30 '31
Daugherty, Ray.....	1947
Davenport, Joe Dean.....	1996, '97 '98 '99
Davenport, Scott.....	2000, '01 '02 '03
Daves, Joe Paul.....	1966, '67
David, Richard.....	1990, '91 '92
Davidson, Gene.....	1915, '16 '17* '18 '19
Davie, Andrew.....	2006, '07 '08
Davis, Adrian.....	2006, '07 '08, '09
Davis, Alfred.....	2009, '10
Davis, Curt.....	1998, '99 '00 '01*
Davis, Elijah.....	1973, '74 '75 '76
Davis, Isaac.....	1990, '91 '92 '93
Davis, Jeff.....	1991
Davis, Jeremy.....	2004, '06 '07 '08
Davis, Knile.....	2009, '10
Davis, Mike.....	1971, '72
Davis, Vincent.....	1991
Davis, Wendel.....	2006, '07 '08, '09
Davis, Wm. Jake.....	1946, '49
Davis, Raymond L.....	1907, '08 '09 '10
Davis, Walter.....	1943
Dean, Brian.....	1989, '90
Deason, Jess.....	1955
DeBorde, Skipper.....	1971
Delco, Del.....	1992, '93 '95
Delmanago, Frank.....	1941, '42
Deloney, Ernest D.....	1905
Derry, Lee.....	1923, '24
De Salvo, Henry.....	1947
Dew, Robert.....	1969
Dew, Tommy.....	1967, '68 '69
Dewey, Mark.....	1978, '79
Dhonau, Lloyd.....	1925, '26
Dick, Casey.....	2005, '06 '07 '08*
Dick, Nathan.....	2008
Dickerson, Kyle.....	2002, '03 '04 '05*
Dickerson, Jr., Ron.....	1989, '90 '91 '92
Dickey, David.....	1966, '67 '68
Dickson, Earnest.....	1907, '08
Dickson, Enos H.....	1906
Dicus, Chuck.....	1968, '69 '70
Dingler, Lamar.....	1943, '44*
Dixon, Arrion.....	2001, '02 '03 '04*
Dixon, Tommy.....	1967, '68
Dodson, Tony.....	1999
Domiguez, Ray.....	2007, '08 '09 '10
Donalson, John.....	1935, '37
Donathan, Jay.....	1955, '56 '57*
Donathan, Jeff.....	1926, '27
Donoho, Tommy.....	1944
Dossey, Jerry.....	1967, '68 '69
Doughty, Dan.....	2002, '03
Douglas, Freddie.....	1972, '73 '74 '75
Douglas, Mark.....	1979, '80 '81 '82

Douglas, Steve.....	1979, '80 '81
Douglass, Bill.....	1965
Downey, Tim.....	1973
Drake, Randy.....	1972, '73 '74
Drover, W.H.....	1910, '11
Drummonds, Lamar.....	1957
Dubs, Ford.....	1913, '15
Duckworth, Bobby.....	1977, '78 '79 '80
Dudley, David.....	1983, '84 '85 '86
Dudley, Paul.....	1959, '61
Duffy, Richard.....	1984
Dugan, Joe.....	1949
Duke, Alvin C.....	1946, '47 '48 '49*
Dumas, Sammy.....	1951, '52
Dunagin, Sean.....	1980
Duncan, Wm. Robert.....	1953
Dunkelgod, Dennis.....	1973
Durmon, John.....	2008, '09

E

Eakin, Kay.....	1937, '38 '39*
Eason, Alcuin P.....	1902, '03 '04
Eason, Darrel.....	1980, '84
East, Jack.....	1922
Eckert, George.....	1948, '49 '50*
Eckwood, Jerry.....	1975, '76 '78
Edmonds, Bobby Joe.....	1983, '84 '85
Edmondson, Jim.....	1930, '31 '32
Edwards, Fred.....	1969, '70
Edwards, George.....	1957
Edwards, Ross.....	1917
Edwards, T.A.....	1895, '96
Egan, Bob.....	1950
Eichler, John.....	1967, '68 '69
Ellison, Gus.....	1932, '33 '34
Ellington, T.E.....	1905, '06 '07 '08 '09
Elliott, Jim.....	1977, '78 '79 '80
Elliott, Marcus.....	1982, '83 '84*
Ellis, William Y.....	1900, '01
Ellison, Lance.....	1991, '92 '93 '94
Elton, Murry.....	1951, '52
Emert, Nathan.....	2007
Epp, Marlin.....	1958, '59 '60
Erwin, J.L. Buzz.....	1968
Erwin, Judson L.....	1930, '31 '32
Estes, Benny.....	1965
Estes, Dan.....	1908, '10 '11* '13
Ettinger, Jack.....	1971, '72 '73*
Eubanks, Anthony.....	1994, '95 '96 '97*
Evans, Caleb.....	2009
Evans, Hoover.....	1960, '61 '62
Evans, Kevin.....	1976, '78 '79 '80
Ewart, James B.....	1917, '19 '20

F

Fairchild, Freddie.....	2005, '07
Farrell, Robert.....	1976, '77 '78 '79
Faulkinberry, Charles.....	1952
Faurot, Ron.....	1980, '81 '82 '83*
Felton, Robert.....	2004, '05 '06 '07
Fenton, Aaron.....	2008
Ferguson, Jerry.....	1956, '57
Ferguson, Joe.....	1970, '71 '72
Ferguson, John.....	1948, '49
Ferguson, Pedro.....	1957
Fergusson, John Bubba.....	1960
Field, Bobby.....	1968, '69 '70
Fields, Johnny.....	1959, '60
Fields, Milton.....	1980, '81 '82 '83
Fillmore, Sedic.....	1989
Finch, James.....	1962, '63 '64*
Finney, Tom.....	1930
Fischel, Frank.....	1949, '50 '51
Fish, Reggie.....	2005, '06 '07 '09
Fishback, Herbert.....	1894, '95* '96* '97*
Fleming, Bert R.....	1907, '08 '09
Fletcher, Marion.....	1936, '37 '38
Fletcher, Reed.....	1913
Floor, Ben.....	1987, '88 '90
Flores, Shon.....	1989, '90
Flowers, Jeromy.....	1996, '97 '98 '99
Foliart, Josh.....	2000, '01
Fong, John.....	1958
Ford, Elton.....	2008, '09 '10
Ford, Henry.....	1943, '44 '45* '46
Ford, Henry.....	1990, '91 '92 '93
Ford, Jerry.....	1954, '56 '57
Foreman, Jim.....	1953
Foreman, Marshall.....	1984, '85 '86
Forrest, Micheal.....	1975, '76 '77 '78
Forrester, Wm. Ron.....	1952, '53
Forsythe, Charles.....	1945

Forte, Elston.....	2005, '06 '07 '08
Forte, Ike.....	1974, '75*
Forte, Robert.....	1940, '41 '42*
Foster, Rod.....	1984, '85
Foster, Barry.....	1987, '88 '89
Fowler, Aubrey.....	1946, '47
Fowler, Tommy.....	1961
Franklin, Bill.....	1946, '47
Franklin, Jerry.....	2008, '09 '10*
Franklin, Kenny.....	1986
Franklin, Luther.....	1982, '83 '84 '85
Frappia, L.A.....	1915
Frazier, E.H.....	1912, '15
Freeland, Stuart.....	1971, '72
Freeman, Grant.....	2008, '09 '10*
Freeman, Reggie.....	1975, '76 '77
Freeman, Stan.....	1978, '79
Freeman, Wm. A.....	1897, '98 '99 '00*
French, Keith.....	1971
Frieberger, John.....	1938, '39 '40
Fryer, Jimmy.....	1970
Fuchs, Rolland.....	1973, '74 '75
Fulbright, Bill.....	1921, '22 '23 '24
Fulbright, Jack.....	1918
Fulcher, Don.....	1975, '76
Fulcher, Ron.....	1973, '74 '75
Fuller, Bill.....	1953, '54 '55
Fuller, Dick.....	1970
Fulton, Earl.....	1933
Furo, Sammy.....	1949, '50
Futtrall, Byron.....	1923, '24

G

Gallon, Jimarr.....	2001 '02
Galloway, Bob.....	1976
Galloway, Neal.....	1981 '82
Garber, Russ.....	1969 '70 '71
Garcia, Desmond.....	1999 '00
Garner, Carnall.....	1927 '28 '29
Gardner, Ellis.....	1934
Gardner, Gerald.....	1958 '59
Garner, Lynn.....	1967 '68 '69
Garner, Nate.....	2004 '05 '06 '07
Garner, Randy.....	1997 '98 '99 '00
Garlington, Tom.....	1951 '52
Garrett, Dean.....	1959 '60 '61
Garrett, Grant.....	1995 '96 '97 '98*
Garrett, Wayne.....	1955
Garrison, Greg.....	1981 '82 '83 '84
Gaston, James.....	1959 '60
Gaston, Carlos.....	1988
Gatson, Greg.....	2010
Gatson, Greg.....	1982, '83 '84 '85
Gels, Clarence.....	1927, '28 '29*
Geiser, Elvin O.....	1932, '33 '34
Geitner, John.....	1999, '00
Gentry, Williams.....	1926
Geoghagen, Danny.....	1968
Gibbs, Melvin.....	1964, '65 '66
Gifford, Todd.....	1988, '89 '90
Gilbow, Billy.....	1956, '57 '58
Gilbow, Matt.....	2004
Gilliam, Bobby.....	1953, '54 '55
Gillmore, George.....	1935, '36 '37
Ginn, Charles.....	1980, '81 '82
Ginn, Tom.....	1976, '78 '79
Glover, Steve.....	1972
Goff, Jeff.....	1978, '79 '80 '81
Gold, Paul.....	1917, '18*
Golden, Colby.....	
Goode, Brett.....	2003, '04 '05 '06
Goodman, John Ed.....	1983
Gordan, David.....	2009
Gordon, Minor.....	1916
Gordon, Nathan.....	1936, '37
Gotto, Bill.....	1971, '73
Grabiel, Kent.....	1921
Gragg, Chris.....	2008, '10
Gramlich, Billy.....	1960
Grant, Michael.....	2004, '05 '06 '07
Graves, Cecil Buster.....	1951, '52 '53
Gray, Bill.....	1962, '63 '64*
Gray, Cord.....	2006, '08
Gray, Kenneth.....	1949
Gray, Oscar.....	1992, '93 '95
Grays, Wade.....	2007, '08 '09 '10
Green, Broderick.....	2009, '10
Green, Jerry.....	1958, '59
Green, Orlando.....	1998, '99 '00
Green, Robert.....	1941, '42
Greenwell, Lynn.....	1958
Gregory, Chip.....	2007
Griffin, Mike.....	1970, '71 '72

Griffin, Robert.....	1949, '50 '51
Grizzle, Jim.....	1961, '62 '63*
Grooms, Richard.....	1988
Grove, Quinn.....	1987, '88 '89 '90*
Guest, Gordon.....	1963
Gullett, David.....	1984
Gullett, Ryan.....	2003
Gunn, David.....	1986
Gunn, Johnson.....	1952
Gunnell, G.W.....	1896
Guynes, W.M.....	1910, '11

H

Haden, Jack.....	1933, '34 '35
Hagan, Chester Earl.....	1933
Hager, James.....	1946
Hale, Harver.....	1915, '16
Hale, Ryan.....	1995, '96 '97 '98*
Hales, Mike.....	1962
Hall, Carlos.....	1998, '99 '00 '01*
Hall, DeAnthony.....	1995, '96
Hall, George.....	1978, '79 '80 '81
Hall, Reggie.....	1985, '86 '87 '88
Hallum, Charles.....	1951, '52 '53
Halstead, Glenn.....	1944, '49
Ham, H.H.....	1987, '89
Hamberg, Harold.....	1940
Hamberg, Walter.....	1938, '39
Hamilton, Cobi.....	2009, '10
Hamilton, Ed.....	1946, '48
Hamilton, Hartford.....	1965, '66 '67*
Hamilton, Norman.....	1922, '23 '24
Hamilton, Ray.....	1935, '36 '37
Hamilton, Sparky.....	1999, '00 '01 '02*
Hamlin, Ken.....	2000, '01 '02*
Hammers, Ronnie.....	1968, '69 '70
Hampton, Ron.....	1975, '76 '77 '78
Hampton, Harvey.....	1973, '74 '75 '76
Hampton, Robby.....	1999, '00
Hampton, William.....	1975, '76 '77 '78
Hanes, Bob.....	1965
Hanner, Dave.....	1949, '50 '51*
Hansard, Harry.....	1920, '21 '22
Hardin, T.H.....	1915, '16 '17 '18
Hardwick, Richard.....	1954
Harmon, Neil.....	1927
Harnish, Roger.....	1969, '70
Harper, David.....	
Harper, Harb.....	1912
Harper, LaSalle.....	1987, '88
Harper, Jeremiah.....	1997, '98 '99 '00
Harrell, Gary.....	1967
Harrell, Derrick.....	1995
Harrell, Jeremy.....	2003, '04 '05 '06
Harrinton, Leroy.....	1921, '22
Harris, Albert.....	1986, '87 '89 '90*
Harris, Alex.....	1995, '96 '97
Harris, Bret.....	2008, '09

Harris, Corey G.....	2000, '01
Harris, Elliott.....	2001, '02 '03 '04
Harris, Harold.....	1998, '99 '01
Harris, Jamal.....	1996, '97 '98 '99
Harris, Leotis.....	1974, '75 '76 '77*
Harris, Matt.....	2008, '09
Harris, Mike.....	1981, '82 '83
Harris, Muskie.....	1973, '74 '76 '77
Harris, Steven.....	2000, '01 '03 '04*
Harris, Tommy.....	1972, '73 '74 '75
Harris, Wayne.....	1958, '59 '60*
Harrison, Charles D.....	1898, '99 '00
Harrison, Galloway C.....	1911
Harrison, Marcus.....	2004, '05 '06 '07*
Harrison, Ralph.....	1925, '26
Harrison, Wm. Ringold.....	1919
Harris, Al.....	1934
Harshaw, JuJu.....	1987, '88 '89
Hartsfield, Eddie.....	1973
Harvell, Gary.....	1967
Harvell, Don.....	
Hatfield, Dick.....	1962, '63 '64*
Hatfield, Ken.....	1962, '63 '64*
Haun, Bobby.....	1982, '83
Hawkins, Wayman.....	1974, '75
Hay, Bruce.....	1976, '77 '78
Hayden, Kenneth.....	1940, '41
Hayden, W.W.....	1894
Hayes, Bob.....	1957
Hayes, Orin.....	1928, '29 '30
Hayes, Phillip.....	1994, '95 '96
Hayes, Rockie.....	1982
Hayforn, Kweku.....	2001
Haynes, Bratton.....	1940, '41
Haynes, David.....	1980
Haynie, Bracy.....	1921, '22
Hebert, Dexter.....	1993, '95
Hedgpeph, Steve.....	1971, '72 '73*
Heim, Steve.....	1975, '76 '77*
Henderson, Charles.....	1914
Henderson, Dematt.....	1989, '90
Henderson, Ed.....	1948
Henderson, Gerald.....	1956
Henderson, Paul.....	1997
Henderson, Mark.....	1958, '59 '60
Hendren, Mike.....	1967, '69
Henry, Cliff.....	1979, '80 '81
Henry, Joseph.....	2009
Henry, Mark.....	1988, '89 '90 '91*
Henry, Michael.....	1995, '96 '97
Henry, Nathan.....	2001
Henry, Tyrone.....	1994, '95
Henson, David.....	1987
Henson, Harold Elgin.....	1945, '47 '48
Heringer, Al.....	1995, '97 '98
Herman, Chuck.....	1977, '78 '79
Hermann, Troy.....	1957
Herndon, Javontee.....	2010
Hewitt, Matt.....	2006, '07



Ken Hamlin lettered at Arkansas from 2000-02 and left as UA's record holder for career tackles with 381. In 2000, he became the first Razorback freshman to lead the team in tackles as he collected 104. He was a first-team All-American in 2002 and a first-team All-SEC selection in 2001 and 2002. Following his career, he was drafted 42nd overall by the Seattle Seahawks in the 2003 NFL Draft.

HISTORY: Razorback Lettermen

RAZORBACK

Hickey, Howard	1938, '39 '40*
Hickey, P.J.	2004
Hicks, Anthony	1993, '94 '95 '96
Hicks, Jared	2002, '03 '04 '05
Higgins, Mike	1994
Hilburn, Sam	1962
Hile, Kevin	1994
Hill, J.W.	1903
Hill, Madre	1994, '95 '98*
Hill, Tom	1984, '85
Hill, Wade	1991
Hirschfield, Hal	2004, '05 '06 '07
Hines, Glen Ray	1963, '64 '65*
Hines, Glen Ray	1989, '90
Hinson, Dock Newton	1918
Hinton, L.E. Percy	1910, '11 '12*
Hirschfield, Hal	1973
Hix, Billy	1948, '49
Hixson, Guy	1907, '08 '09
Hobbs, Gary	1998
Hobbs, Wilburn D.	1898, '99
Hocker, Zach	2010
Hockersmith, Glen	1967, '68
Hockersmith, Steve	1969
Hodge, Jim	1970, '71 '72*
Hoehn, Steve	1965, '66 '67
Hoffman, John	1945, '46
Hogan, Brad	1993
Hogan, Floyd	1973, '74
Hogue, David	1968, '70 '71*
Hogue, Larry	1950, '51 '52
Holderby, R.H.	1920
Holland, Kenneth	1946, '47
Hollander, Jim	1958, '59
Hollingsworth, Mark	1971, '72
Holloway, Derek	1980, '81 '82
Holloway, Judson	2002
Holly, Zeylon	1940
Holmes, Brandon	2000, '01 '02 '03
Holmes, O. Wendell	1928, '30 '31
Holmes, Tony	1986, '87
Holt, Jack	1935, '36 '37
Holthoff, Corky	
Hooper, Tommy	1968
Hopkins, Terry	1968, '70
Hopper, Tom	1968, '70
Hopson, E.E.	1906
Horne, Greg	1983, '84 '85 '86
Horner, John	1984
Horsfall, Frank	1895, '96 '97
Horton, Don	1955, '57 '58
Horton, Harold	1960, '61*
Horton, Julian	2010
Horton, Tim	1986, '87 '88 '89*
Houfek, Keith	1979, '80*
House, Raymond	2000, '01 '02*
Houston, Chris	2004, '05 '06
Houston, Rex	1930
Howard, De'Arrius	2002, '03 '04 '05
Howard, Dexter	1991, '92 '93

Howard, Gerald	1998, '00 '01 '02
Howard, Gary	1961, '62 '63
Howard, Jim	1977, '78 '79*
Howard, Shedrick	1989
Howell, Jim Lee	1933, '34 '35
Hubbell, Webb	1967, '68
Huckeba, Jeb	2001, '02 '03 '04*
Hudson, Bryan	1994
Hudson, Steve	1988, '89 '90
Huffman, Bo	1957
Hughes, Howard	1947, '48
Huckeba, Jeb	1980
Humphrey, Maudrecus	2010
Hunt, Jackie	1962, '63
Hunter, Billy	1936
Hunter, Chris	1986, '87 '88 '89
Huntley, Bruce W.	1911, '12
Huntley, P.C.	1908, '09 '10 '11
Hust, A.S.	1898
Hutton, Counts	1904, '05
Hyatt, Robert F.	1906

I

Ihrle, Mike	1982, '84
Ireland, Darwin	1990, '91 '92 '93
Irwin, Clark	2007
Irwin, Clark	1971, '72
Irwin, Jim	1971, '72
Irwin, Judson	1932*
Irwin, Terry	1974

J

Jackson, Aaron	1986, '88 '89 '90
Jackson, Alfred	1991, '92 '93
Jackson, Carl	1943
Jackson, Ed	1979, '80 '81 '82
Jackson, E.D.	1989, '90 '91 '92*
Jackson, Eddie	2000, '01 '02 '03
Jackson, Elmer	1946, '47
Jackson, Farod	2004, '05 '06 '07
Jackson, John	2002, '03 '04
Jackson, Keith	2003, '04 '05 '06*
Jackson, Larry	1976, '77 '78*
Jackson, Marvin	2001, '03
Jackson, Nick	1995
Jackson, O.C.	1976, '77 '78
Jackson, Tarvaris	2002
Jacobs, Mike	1968
Jamerson, Charlie	1919, '20 '21
James, Bruce	1968, '69 '70
James, Dennis	1971, '72
James, Frank D.	1894, '96 '99
James, Michael	1989, '90 '91
Japp, Gus	1924, '25 '26
Jasper, Glen	2006
Jefferies, Elrod L.	1934, '35
Jeffers, Solomon L.	1897
Jefferson, Mike	1997

Jeffery, Tony	1991, '92
Jenkins, John	1971
Jenkins, J.R.	1984
Jenkins, Mike	1999
Jernigan, Hugh	1978, '79 '80
Jett, William	1904, '05*
John, Jim	1961, '62 '63
Johnson, Carl	1991, '92 '94 '95
Johnson, Charles	1943, '44
Johnson, Cordale	1992, '94
Johnson, Curtis	1988
Johnson, David	1974
Johnson, Dennis	2008, '09
Johnson, Derrick	1998, '99
Johnson, James	2002
Johnson, Jimmy	1962, '63 '64*
Johnson, Joe	1985, '86 '87 '88
Johnson, John	2003, '04 '05 '06
Johnson, Lee	1964, '65 '66
Johnson, Lewis	1931, '32 '33*
Johnson, Marius	1992, '93 '94 '95
Johnson, Rashaad	2007
Johnson, Ray Lee	1990, '91
Johnson, Robert	2004, '05 '06 '07*
Johnson, Robert	1935
Johnson, Shedrick	2005, '06 '07 '08
Johnson, Virgil	1941, '42
Johnson, Willie	1991, '92 '93 '94*
Jones, Alvin	1965, '66 '67
Jones, Ben	1942, '43*
Jones, Byran	2010
Jones, Carroll	1944
Jones, Chadd	1997
Jones, Charles	1982
Jones, David P.	1941, '42
Jones, DeQuinta	2009, '10
Jones, Felix	2005, '06 '07
Jones, Guy	1964, '65
Jones, Harry	1964, '65 '66
Jones, Herschel	1952
Jones, Jamie	1971
Jones, Jerry	1962, '63 '64*
Jones, Jeryl	1983, '84 '85
Jones, J.J.	1996, '97 '98 '00
Jones, Matt	2001, '02 '03 '04*
Jones, Meredith	1941, '42
Jones, Nathan	1981, '82 '83 '84*
Jones, Patrick	2007, '08 '09 '10
Jones, Ricky	1982
Jones, Ronnie	1969, '70 '71*
Jones, Steve	1971
Jones, Steve	1984, '85 '86 '87
Jones, Todd	1987, '88
Jones, Tom	1979, '80 '81 '82
Jones, Tommy	1991
Jordan, Clark	1932, '33 '34
Jordan, George	1932, '33
Jordan, George	1958
Jordan, Ivan	1972, '73 '74 '75
Jordan, Jim	1968
Jordan, Mike	1964, '65 '66
Jurecka, Mike	1975
Jurney, Bill	1950, '51

K

Kaiser, Earl	1952
Karr, Elwin	1931
Kauffman, Charlie	
Keen, Allen	1935, '36
Keith, Lee	1991
Kelly, M. LeRoy	1929, '30 '31
Kelly, Owen	1989, '90 '91 '92*
Kelly, Randy	2004, '05 '06
Kelson, Mike	1969, '70 '71*
Kemp, Kevin	1992
Kennedy, Bill	1970, '71
Kennedy, Brandon	2002, '03 '04 '05*
Kennedy, Kenoy	1996, '97 '98 '99*
Kennedy, Kerry	1990, '91 '92
Kenney, James S.	1913, '14
Kent, Delancy	1996, '97 '98 '99
Kerby, Kent	1927, '28
Kersey, Rick	1968, '69 '70
Kessinger, Jim	1984, '86 '87
Kestner, Troy	1991, '92
Ketcher, William	1966, '67
Keyes, Morgan	1997
Keyser, Dick	1953
Kidd, Carl	1993, '94
Kidd, Keith	1981, '82 '83
Kilgore, Rex	1921, '22
Kilgore, Larry	1970, '71
King, Bobby	1982, '83

King, Cyrus	1924
King, Lee	1972, '73 '74
King, Les	1977
King, Steve	1972
Kingsby, Jim	1982
Kinnebrew, Chris	1992, '93 '94
Kinyo, John	1989
Kirby, Chris	1990, '91
Kirek, Paul	1979
Kirkland, Mike	1972, '73 '74 '75
Knapp, Trent	1992, '93 '94
Kobel, Raleigh	1894
Kobza, Marty	1982
Koch, Greg	1973, '74 '75 '76
Kolb, Jim	1954
Kolenda, Greg	1976, '77 '78 '79
Korte, Steve	1981, '82
Kyle, Winton	1929, '30
Kyser, Billy	1957, '58 '59

L

Lackey, Greg	1968
Lacy, Bo	2001, '02 '03*
LaFarge, Richard	1973, '74 '75
LaForge, Ralph	1932, '33 '34
Lahay, Bruce	1978, '79 '81
Lairmore, Chad	
Lairmore, F.G.	1938
Lake, Howard	1933, '34
Lake, Jarrett	2010
Lalman, Ed	1936, '37
Lamb, Jerry	1962, '63 '64*
Lambert, Eugene	1927, '28
Lambright, Frank	1944, '47 '48
Lancaster, Sacha	1998, '99 '00 '01
Lancelot, John	1957
Lane, Calvin	1944, '45
Langston, James	
Langston, Tim	1960, '61 '62
Lashley, David	1951, '52 '53*
Lasker, Greg	1982, '83 '84 '85*
Latourette, Todd	1995, '96 '97 '98
Lawhorn, Jay	1940, '41 '42
Leandre, Walner	2007, '08
Leibetter, Homer	1929, '30 '31
Lee, Mark	1981, '82 '83 '84*
Lemond, Martin	1976
Lenz, Bill	1985
Leon, Anthony	2009, '10
Letsinger, Leslie	1958, '59 '60
Leverett, Charles D.	1906
Leverett, G.V.	1914
Levine, M.H.	
Lewis, Garrett	2003
Lewis, Mark	1974, '75 '77
Lewis, Robert	1969
Lindsey, Jim	1963, '64 '65*
Lindsey, Lyndy	1988, '89 '90 '91
Lindsey, Marvin	1943
Lindsey, Wright	1894*
Linebarier, Bob	1951, '52
Linebarier, Chester	1949
Lineberger, Jerry	1960, '61 '62
Lineberger, Phil	1966
Lisko, Frankie	1983, '84
Little, Emmett	1900, '01
Little, Steve	1974, '75 '76 '77*
Lively, Bill	1971
Lively, Charles	1942, '46 '47
Lloyd, Odis	1985, '86 '87 '88*
Lockhart, Tony	1998
Locke, Birt	1977, '78 '79
Logan, Cedric	2005
Loggains, Dowell	2001, '02 '03 '04
Logsdon, Robert	1950
Logue, Donald	1949, '50
London, Jack	1963
Long, Francis	1952
Long, Gordon	1944, '46 '47 '48
Long, Jim	1972
Long, Scott	1989, '90 '91 '92
Looney, Stacy	1947, '49
Loudermilk, Hubert	1996, '97 '98 '99
Loudemilk, J.W.	1952
Love, DeMarcus	2007, '08 '09 '10*
Love, Jamar	2005, '06 '07 '08*
Love, Jermaine	2007, '08 '09 '10
Lowe, Glen	1970, '71 '72
Lubker, Herman	1942, '46
Lucas, Anthony	1995, '97 '98 '99*
Lucky, Art	1975
Lueders, Jamie	1984, '85
Luis, Jonathan	2005, '06 '07 '08*

Lunday, Kenneth	1935, '36
Lunney, Barry	1992, '93 '94 '95*
Lunney, John	1946, '47 '48 '49
Luplow, Billy	1958, '59*
Luplow, Rollie	1955, '56 '57
Lusby, Vaughn	1974, '76 '77 '78
Luther, Mark	2001
Lyons, Bill	1954, '55
Lyons, Floyd	1937, '38 '39

M

Mabry, Jim	1986, '87 '88 '89
Mabry, Tom	1969, '70 '71
Madison, Isaac	2007, '08 '10
Mahan, Benji	1998
Mallet, James	1991
Mallett, Ryan	2009*, '10*
Malone, Michael	2002
Malone, Oscar	1992, '93 '94 '96
Manor, Brison	1973, '74
Marlow, Ronnie	1989
Maroney, Mickey	1965, '66
Marshall, Fred	1962, '63 '64
Marshall, Herbert	1951, '52
Marshall, Matt	2009, '10
Marshall, Steven	1988
Marshall, Wayne	
Martin, Drew	1936, '37
Martin, E. G.	1897, '98*
Martin, Finis	1932
Martin, Herbert Ray	1959
Martin, Kenneth	
Martin, Lee	1912
Martin, Neal	1938
Martin, Neil	1954, '55 '56*
Martin, Patrick	1975, '76 '77
Martin, Robert	1934, '35 '36
Martin, Wayne	1985, '86 '87 '88
Mason, Darryl	1978, '79 '80 '81*
Mason, Ty	1988, '89 '90 '91*
Massa, Kenn	1966
Massey, Mike	1976, '77 '78 '79
Massey, Shane	1986
Matheny, Ronald	1979, '80 '81
Matthews, Walter	1954, '55
Matthews, Wilson	1942
Mauldin, Travis	1965, '66
Maxwell, Bruce	1966, '68 '69*
May, Bill	1958
May, Pat	1967, '68
May, Russell	1910, '11 '12 '13*
Mayes, Jim	1962, '63
Mays, Dudley	1937, '38 '39
Mazza, Carl	1952
Mazzanti, Francis	1955
Mazzanti, Geno	1948, '49
Mazzanti, Jerry	1960, '61 '62
Mazzanti, Paul	1958
McAfee, Hal	1973, '74 '75*
McAndrews, Joe A.	1898, '00
McBride, Jared	2000
McCall, J.K.	1899
McClard, Bill	1969, '70 '71
McCullough, William	1922
McConkey, Homer	1921
McCoy, James	1987, '88 '89
McDaniel, Arthur J.	1894, '95 '96
McDonald, Gary	1957
McDoniel, Estes	1939, '40
McDougle, Carlus	1997, '98
McElvogue, Don	1966, '67
McEntire, Rusty	2003
McFadden, Darren	2005, '06 '07
McFadden, Gerald	1954, '55
McFarland, Terry	1970
McGaha, Melvin	1944, '46 '47*
McGaughey, Chris	1980
McGee, David	1983, '84 '85
McGill, J. Tate	1916, '19 '20*
McGill, Leighton	1925, '26
McGowan, James	1983
McHan, Lamar	1951, '52 '53
McIntosh, Ellis	1943
McKinney, Chuck	1974
McKinney, George	1959, '60 '61*
McKnelly, Tom	1962, '63 '64*
McLain, C.J.	1995, '96 '98
McLeod, George E.	1957
McMurray, Gerald	1981
McNair, Bill	1942
McNatt, Drew	
McNulty, Gordon	1968, '69
McQuay, Ken	1987, '88 '89

HISTORY: Razorback Lettermen



Jim Lindsey, making a reception in the 1965 Cotton Bowl victory over Nebraska which earned the Hogs the 1964 national title, was a team captain in 1965.

FOOTBALL

Meacham, Allen.....	1988, '89
Meadors, J.J.....	1992, '93 '94 '95
Meadors, Johnnie.....	1974, '75 '76
Measel, John.....	1933, '34
Melton, Josh.....	1999, '00 '01 '02
Meyer, Percy B.....	1899
Meyers, J.C.....	1902, '03
Michael, Billy.....	1956, '57 '58*
Michael, Edward.....	1945
Milam, Charles.....	1943, '48 '49 '50
Miles, Wayne.....	1972
Miles-Nash, Colton.....	2009, '10
Milford, C.C.....	1904, '05 '06 '07* '08 '09
Miller, Caleb.....	2000, '01 '02 '03*
Miller, Carl.....	1982, '83 '84 '85
Miller, Chris.....	1995
Miller, Lucas.....	2006, '07 '08, '09
Miller, Mark.....	1973, '74 '75
Miller, Nick.....	1983, '84 '85*
Miller, Richard.....	1927, '28 '29
Miller, Richey.....	1985, '86 '87 '88
Miller, Scott.....	1990
Mills, E.F.....	1913
Minde, Josh.....	2008
Minor, James.....	1946, '47*
Miros, Greg.....	1985
Mistler, Mark.....	1981, '82 '83*
Mitcham, Marly.....	1977, '78 '79
Mitchell, Brandon.....	2010
Mitchell, Bruce.....	1973, '74 '76
Mitchell, Ernest.....	2005, '06 '07 '08
Mitchell, James.....	1895, '96
Mitchell, Jerry.....	2010
Mitchell, Monroe.....	1983
Mitchell, Verl.....	1992, '93 '94 '95
Mobra, Frank.....	1949
Moffitt, Mike.....	2007
Mohammed, Alfred.....	1978, '79 '81 '82
Mohr, Mike.....	1984
Monday, James.....	1984
Money, Shannon.....	1998, '99 '00 '01
Monk, Marcus.....	2004, '05 '06 '07*
Monroe, James.....	1956, '58 '59*
Montgomery, Bill.....	1968, '69 '70
Montgomery, Lloyd.....	1936, '37
Moody, Billy Joe.....	1960, '61 '62
Mook, Ed.....	1994
Moon, Phillip.....	1978, '79 '80
Moore, Billy.....	1960, '61 '62*
Moore, Clarke.....	2002, '03 '04 '05
Moore, Charlie.....	1960, '61
Moore, Derek.....	2004
Moore, George J.....	1905
Moore, H. Dade.....	1894
Moore, Henry.....	1953, '54 '55*
Moore, James L.....	1895
Moore, Jerry.....	1961
Moore, Jerry.....	1968, '69 '70
Moore, Jess.....	1903, '04*
Moore, Joe Faye.....	1927, '28 '29
Moore, Tommy.....	1961, '62 '63
Mooty, Jerry.....	1965
Mooty, Jim.....	1957, '58 '59
Moran, Jack.....	1965, '66
Moranz, George.....	1952
Morgan, Claud.....	1923
Morgan, Tyler.....	2004, '05
Morreale, Rossi.....	1997, '98 '99
Morris, Jack.....	1970
Morris, James.....	1985, '87 '88
Morris, Teddy.....	1978, '79 '80 '81*
Morrison, Matt.....	1972, '73 '74
Morrison, Pat.....	1968, '69 '70
Morrow, David G.....	
Morrow, Ric.....	1975, '76
Mortensen, Alex.....	2005, '08
Morton, Dickey.....	1971, '72 '73*
Morton, Lock.....	1923
Mosely, Frank.....	1937, '38
Moseley, John.....	1972
Mosley, Bo.....	2000, '01 '02 '03
Mosley, Eddie.....	1995, '96
Mosier, Cody.....	1988, '91
Moss, Austin.....	2009
Moss, Jacob.....	2003
Moss, Ontraia.....	1996, '97 '98 '99
Muldrew, Corey.....	2000, '01
Mullins, Jim.....	1967, '68 '69
Mullins, T.C.....	1904, '05
Mulrenin, Cass.....	1917
Munson, Mike.....	1985
Murphy, Tom.....	1931, '32 '33
Murphy, Wes.....	2002, '03 '05 '06
Murray, Joe H.....	1913

Murray, J.T.....	1914
Mustain, Mitch.....	2006

N

Nagy, Tony.....	1992, '94
Nalley, Chuck.....	1999, '00 '01 '02*
Nalley, Louis.....	1966, '67 '68
Nations, Leslie.....	1931, '32
Neal, Aubrey.....	1938, '40 '41
Nealon, Richard.....	1950
Neely, Walter.....	1931
Nelson, Jerico.....	2008, '09 '10
Nelson, Walter.....	1996
Nelson, Saint.....	1971, '72
Nelson, Willis J.....	1907, '08* '09
Nero, Norman.....	1995, '96 '97 '98
Nesbit, Robert.....	1950
Nesbit, Gerald.....	1955, '56 '57*
Nesbit, Jack.....	1933, '34
Nicholas, Rhody.....	1943
Nichols, Bobby.....	1969, '70 '71*
Nichols, Cory.....	1995, '96 '97
Nichols, O.B.....	1912
Nix, Edsel.....	1951, '52 '53
Nix, John.....	1957
Nix, Robert.....	1964, '65*
Norman, Nathan.....	1996, '97 '98 '99
Norman, W.S.....	1894
Northern, Buddy.....	
Norton, Delbert A.....	1905
Norton, Jerell.....	2006, '07 '09
Norwood, Gordon.....	1967, '68
Norwood, Ray.....	1910
Nurmerly, Mike.....	1992, '93 '94 '95
Nutt, Danny.....	1984
Nutt, Houston.....	1976, '77

O

O'Brien, Kelvin.....	1973, '74
O'Donohoe, Brennan.....	2000, '01 '02 '03
O'Neal, Wesley.....	2001, '02
Oden, Anthony.....	2009
Okoli, Ramon.....	1993
Olajubu, Sam.....	2003, '04 '05 '06*
Oliver, Chris.....	1990, '91 '92 '93
Ollison, Tony.....	1987, '88 '89 '90
Orley, Lee S.....	1903, '04 '05
Orndez, Ish.....	1978, '79 '80
Orrick, C.E.....	1907, '08 '09
Osborne, Pervis.....	2000, '02
Ousley, Carlos.....	2002, '03
Overby, Rogers.....	1955, '56
Owen, B.A.....	1936, '37
Owenby, Tatum.....	2000, '01
Owens, Kerry.....	1985, '86 '87 '88*
Owens, Lewis F.....	1896, '97 '98
Owens, W.B.....	1938
Oxner, Seth.....	2008, '09 '10

P

Painter, Zac.....	1995, '96 '97 '98
Paldino, Paul.....	1941, '42
Palmer, Courtney.....	1990
Palmer, L.L.....	1905, '06
Papageorge, George.....	1948, '49
Parchman, O.D.....	1913, '14
Parker, Curtis.....	1924, '25
Parker, Dudley.....	1975
Parker, Guy.....	1968, '69 '70
Parker, J.H.....	1895
Parker, Mike.....	1962, '63*
Parker, Sam.....	1938, '39
Parker, Shelton.....	2000, '01 '02
Parker, Stephen.....	2004, '05 '06
Parks, Eric.....	1998
Parks, Limbo.....	1985, '86
Parks, Ray.....	1976
Parmer, Mike.....	1973, '75
Parish, Norm.....	1977
Parson, Gary.....	1968, '69
Payne, Kyle.....	2005
Peacock, Max.....	1967, '68
Pearce, Howard.....	1940
Pearce, LeRoy.....	1984
Pearson, Bobby.....	1955
Pearson, Radale.....	2000
Peebles, Titus.....	2003, '04
Peey, Dean.....	1990, '92 '93 '94
Pennington, Don.....	1948
Pense, Leon.....	1943, '44
Pensell, Larkus.....	1958

Perdue, Gordon.....	1917
Perdue, Monroe.....	1919
Perry, Caleb.....	2000, '02 '03
Perry, Gene.....	2003, '04
Perry, James.....	1993
Perry, Pat.....	1952
Perry, Stuart.....	1955, '56 '57
Perryman, S.S.....	1898
Peters, Jason.....	2001, '02 '03
Peters, Jim.....	2000, '01
Peters, Raymond.....	1947, '48
Peterson, Skye.....	2004
Petray, Allen.....	1973, '74 '75
Petrus, Mitch.....	2005, '06 '07 '09
Petty, Jermaine.....	1999, '00 '01
Phillip, H.E.....	1906, '07 '09 '10 '11
Phillips, Chief.....	1912
Phillips, Danny.....	1977, '78 '79 '80
Phillips, Harold Jiggs.....	1950
Phillips, Loyd.....	1964, '65 '66
Phillips, Mackenzie.....	1988, '89 '91
Phillips, M.R. Stanley.....	1907, '08 '09*
Phillips, Terry Don.....	1966, '68 '69
Phillips, William H.....	1930, '31 '32
Pickens, Billy.....	1951, '52 '53
Pickett, Daryal.....	1980, '81
Pickett, Ivan.....	1991, '92
Pierce, Bill.....	1980
Pierce, Mark.....	2001, '02 '03
Pinkston, Greg.....	1955, '56 '57
Pipkin, Joyce.....	1946*, '47
Pitner, Matt.....	1989, '90
Pitts, R.C.....	1941
Plafcan, Cole.....	1994
Plunk, Jim.....	1997
Polk, A.A.....	1912
Polk, Tommy.....	1961, '62
Pollard, J.W.....	1895, '96
Poole, Dedrick.....	2002, '04 '05
Poole, H.L. Ike.....	1933, '34 '35
Potts, Thomas O.....	1896
Powell, Cliff.....	1967, '68 '69*
Powell, William.....	1969
Powers, Ryan.....	2007, '08 '09 '10
Poydras, Marcellus.....	1999, '00 '01 '02
Prescott, Mark.....	1980
Presley, Chase.....	2003, '05 '06
Preston, Doyle.....	1992, '93
Price, Jim.....	1963, '64
Price, John.....	1982
Price, Kerwin.....	1988, '89 '90 '91
Price, Donny.....	1973
Pritchard, Ross.....	1946, '47 '48 '50
Procter, Bobby.....	1953, '54*
Proud, Bryan.....	
Pruitt, Grant.....	1998
Pruett, John R.....	2005
Roberts, Wayland.....	1953, '54 '55
Robinson, Antwain.....	2005, '06 '07 '08
Robinson, Gary.....	1964*
Robinson, Jack.....	1929, '30 '31
Robinson, Lerinezo.....	2002, '03 '04 '05
Robinson, Michael.....	2003, '04
Roebuck, Gene.....	1958
Rogers, Darren.....	2002, '03 '04
Rogers, Tommy H.....	1894, '95
Rogers, William Buddy.....	1948, '49 '50
Rogers, Yandell.....	1922, '23 '24*
Rolen, Chad.....	1987, '88 '89 '90*
Roper, Bobby.....	1964, '65*
Roper, Gary.....	1974
Roper, Kyle.....	2002, '03 '04 '05*
Rose, Glen.....	1925, '26 '27
Ross, J.R.....	1976, '77
Roth, Jim.....	1952, '53 '54*
Rouse, James.....	1985, '87 '88 '89
Rowland, Eckel.....	1949
Rownd, Ed.....	1971, '72 '73
Rucker, Choice.....	1933, '34 '35*
Rucker, Jeff.....	1924, '25
Rucker, Paul.....	1932, '34
Rushers, Madison.....	1942
Rudaill, Bill.....	1983
Rudd, James T.....	1912, '13 '14* '15*
Ruggles, William A.....	1900, '01 '02
Ruple, Ernest.....	1965, '66 '67*
Rusher, Gus.....	1969, '70 '71*
Rushing, Gerald.....	1920, '21 '22
Rushing, Jack.....	1948, '49 '50
Russell, Derek.....	1987, '88 '89 '90
Russell, Randy.....	1989
Rutherford, R.P.....	1895, '96
Rutledge, John.....	2000
Rystrom, Tom.....	1976

R

Raether, Pete.....	1990, '91 '92
Raegland, H.S.....	1901, '02 '03
Rainwater, Elmer.....	1922, '23
Ramey, Paul.....	1967
Ramsey, Charles.....	1953
Ramsley, Louis.....	1940, '41
Randolph, Billy R.....	1943
Rankin, Roxie.....	1943
Reed, J.L.....	2009, '10
Ratcliff, E.M.....	1912, '13
Rawlings, Ralph.....	1936, '37
Ray, Alvin.....	1998, '00
Ray, Herman.....	1934
Ray, Lance.....	2010
Reavis, David.....	1970, '71 '72
Reber, Kent.....	1981, '82 '83
Reed, Don.....	1956
Reed, Jim Ed.....	1997, '99 '00
Reed, J.L.....	1912
Reed, R.G.....	1912
Reed, Robert.....	1994
Reed, Scott.....	1983
Reed, Tom.....	1970, '71 '72*
Rees, John Aaron.....	2005, '06 '07 '08
Rees, John.....	1968, '69 '70
Reginelli, Phillip.....	1951, '53
Reichardt, Chris.....	1914, '15 '16*
Reichert, James.....	1947 '48
Reid, Jim.....	1956



A two-time All-SEC honoree, Malcolm Sheppard lettered for the Razorbacks from 2006-09 and served as team captain his final two seasons. He led the team in tackles for loss in each of his final three seasons, including a career-high 14.5 in 2008 in a season in which he also led the team with 6.5 sacks. Sheppard concluded his career tied for fifth on the school's all-time career tackles for loss list with 36.0.

Reinig, Mike.....	1976
Reith, Jerry.....	2002, '03
Renfro, Elza.....	1923
Reppond, Mike.....	1970, '71 '72
Reuter, Buddy.....	1958, '59
Revard, Ron.....	1971, '72
Reynolds, Bobby.....	1962
Riddlehoover, Jon.....	1972, '73 '74
Rhodes, Danny.....	1971, '72 '73*
Rhyne, Jake O.....	1912
Richard, Don.....	1947
Richard, Jack S.....	1948, '50
Richardson, Ernie.....	1965
Richardson, Jon.....	1970, '71 '72
Richardson, Lawrence.....	2001, '02 '03
Richardson, Matt.....	2004, '05 '06 '07*
Richardson, Rhett.....	2007, '08 '09 '10
Richardson, Richard.....	1979, '80 '81 '82*
Reiderer, Don.....	1948, '49 '50
Riley, Ozzie.....	1977, '78 '79
Rinehart, Jim.....	1949, '50 '51
Ritschel, Don.....	1956, '57 '58
Rivers, Scott.....	1994, '95 '96*
Robbins, Jack.....	1935, '36 '37*
Roberts, Odus.....	1937
Roberts, Theron.....	1946, '47 '49
Roberts, Wayland.....	1953, '54 '55
Robinson, Antwain.....	2005, '06 '07 '08
Robinson, Gary.....	1964*
Robinson, Jack.....	1929, '30 '31
Robinson, Lerinezo.....	2002, '03 '04 '05
Robinson, Michael.....	2003, '04
Roebuck, Gene.....	1958
Rogers, Darren.....	2002, '03 '04
Rogers, Tommy H.....	1894, '95
Rogers, William Buddy.....	1948, '49 '50
Rogers, Yandell.....	1922, '23 '24*
Rolen, Chad.....	1987, '88 '89 '90*
Roper, Bobby.....	1964, '65*
Roper, Gary.....	1974
Roper, Kyle.....	2002, '03 '04 '05*
Rose, Glen.....	1925, '26 '27
Ross, J.R.....	1976, '77
Roth, Jim.....	1952, '53 '54*
Rouse, James.....	1985, '87 '88 '89
Rowland, Eckel.....	1949
Rownd, Ed.....	1971, '72 '73
Rucker, Choice.....	1933, '34 '35*
Rucker, Jeff.....	1924, '25
Rucker, Paul.....	1932, '34
Rushers, Madison.....	1942
Rudaill, Bill.....	1983
Rudd, James T.....	1912, '13 '14* '15*
Ruggles, William A.....	1900, '01 '02
Ruple, Ernest.....	1965, '66 '67*
Rusher, Gus.....	1969, '70 '71*
Rushing, Gerald.....	1920, '21 '22
Rushing, Jack.....	1948, '49 '50
Russell, Derek.....	1987, '88 '89 '90
Russell, Randy.....	1989
Rutherford, R.P.....	1895, '96
Rutledge, John.....	2000
Rystrom, Tom.....	1976

S

Sadler, Dennis.....	1972
Sadler, Nelson.....	1927
Sadler, Wm. P.....	1914, '15
Sagley, Floyd.....	1951, '52 '53
Sain, Tommy.....	1964, '65
Saint, Mike.....	1970, '71 '72
Saint Pierre, Bob.....	1952
Sales, Roland.....	1977, '78 '79*
Saliba, Eddie.....	1937
Salliba, Bryan.....	1979
Sallings, Max.....	1941, '42
Salters, Carlton.....	2007, '08 '09
Sampson, Howard.....	1974, '75 '76 '77*
Sanders, C.F.....	1895
Sanders, Carrel.....	1917
Sanders, Curtis.....	1998, '99
Sanders, David.....	1994, '95 '96 '97
Sanders, Percy.....	1935, '36
Sandlin, Kenny.....	1998, '99 '00 '01*
Savage, Jeff.....	1992
Saxton, Jerry.....	1977, '78
Scanlon, Kevin.....	1978, '79
Scalet, Joe.....	1938
Scarborough, David.....	1941, '42
Schalchin, George.....	1912
Schaufele, Louis.....	1948, '49 '50
Schaufele, Mike.....	1967
Scheel, Doug.....	1971, '73
Schell, David.....	1984, '85 '86 '87
Schmidt, Harold.....	1940
Schoolcraft, Jim.....	1982, '83
Schoonover, Wear.....	1927, '28 '29
Schumchik, Frank.....	1944
Schumchik, Mike.....	1944, '45 '48
Scott, Brad.....	1924, '25* '26
Scott, Carl L.....	
Scott, Clyde.....	1946, '47 '48*
Scott, Earl.....	1992, '93 '94 '95
Scott, John T.....	1900
Scott, Justin.....	2001, '02 '03*
Scott, Mike.....	1976, '77 '78
Scott, Tracy.....	1949

RAZORBACK

Shimer, Ted	1987, '88 '89 '90
Shockley, Brett	1999, '00
Shofner, Jim	1945
Shoup, Brad	1976, '77 '78
Showers, Carlos	1993, '94 '95 '96
Shumaker, Rick	1976, '77 '78
Sickle, Clifford	1936
Sidney, Shannon	1994, '95 '96 '97
Sigman, Mike	1966, '67 '68
Silliman, W.E.	1911
Simington, Milton	1938, '39 '40
Simpson, Jim	1986, '87 '88
Simpson, Travis	1948, '49 '50
Sims, Buddy	1964, '65
Sims, Chuck	1972, '73
Sims, Desmond	2003, '04 '05 '06
Singer, Saul	1938, '39
Sisson, Walter	1941
Skilern, James	1915
Skinner, Gerald	1973, '74 '75 '76
Skinner, Jacob	2003, '04 '05 '06
Skinner, Jerol	1991
Slaughter, Justin	2004
Slay, T.C.	1997, '00
Sloan, Chester C.	1898, '99
Sloan, Dwight	1936, '37
Smart, David	1985, '86
Smith, Arlis	1917, '20 '21
Smith, Billy Ray Sr.	1954, '56
Smith, Billy Ray Jr.	1979, '80 '81 '82
Smith, Calvin	1945
Smith, Carl C.	1899
Smith, Chris	2010
Smith, Clarence	1920, '21 '22
Smith, Cornelius	1976, '77
Smith, Darrell	2010
Smith, Darrell	1999
Smith, Demetrius	1990, '91 '93 '94
Smith, Dewitt	1967, '68 '69
Smith, Elmer	1949
Smith, Emanuel	1996, '97 '98 '99
Smith, Fred	1924
Smith, Gerald	1986, '87
Smith, Hezekiah	2006, '07
Smith, Howard	
Smith, James H.	1949, '50 '51
Smith, James R.	1945
Smith, Jarrette D.	1948, '49
Smith, L.P.	1916, '17 '18 '19
Smith, Mark	1986
Smith, Mark	1993, '94 '95 '96
Smith, Martin	1982
Smith, Michael	2006, '07 '08 '09
Smith, Minor	1924, '25 '26
Smith, Richard	2000, '01 '02 '03
Smith, Robin	
Smith, Rollen	1973, '74
Smith, Ronnie Mac	1962, '63 '64
Smith, Tim	1987
Smith, Trey	1982
Smith, Wm. Joseph	1951
Smith, Zack	1938
Smithy, Claud	1964, '65 '66
Snider, Zach	2005
Snowden, Michael	1996, '97 '98 '00
Soli, Junior	1992, '93 '94 '95
Sorahan, Ryan	2001, '02 '03
Souter, Ted	1954, '55 '56
South, Ronny	1965, '67
Southernland, William	1938
Spain, Harold	1951, '52 '53
Spangler, Shannon	1989
Spann, Dwayne	1988
Sparks, Claude	1908, '09
Sparks, Stan	1962, '63
Spencer, Edward	1954
Spencer, Terry	1990, '91 '92
Sperring, James	1951, '52
Spillers, Ray	1934, '35 '36
Spivey, Bill	1933, '34
Spriggs, David	1974
Stadther, Zach	2008, '09 '10
Stallings, Randall	1936, '37 '38
Stancil, William	1948, '49
Stankovitch, Bob	1968, '69
Stanley, Tom E.	1902, '03 '05
Stansberry, E.E.	1914, '15 '16
Stavely, Mark	2002
Steelman, Harold	1954, '55
Steelman, Tyler	2007
Steger, Curtis	1984
Stendel, Marvin	1950
Stevenson, James E.	1916
Stewart, Andru	2009, '10

Stewart, George	1978, '79 '80
Stewart, Randy	1963, '64 '65
Stewart, Terry	1967, '68 '69
Stewart, Wayne	1986, '87 '88
Stiggers, Gary	1977, '78 '79 '80
Stinson, Rod	1997, '98 '99 '00
Stitten, John	1984, '85 '86 '87
Stockdell, Cary	1968, '69
Stockton, Harold	1948, '50
Stoerner, Clint	1996, '97 '98 '99
Stolt, Alan	
Stone, Donnie	1956, '57 '58
Storey, Shane	1987
Stout, Robert	1937, '38 '39
Stout, Louis	1930, '31 '32
Stover, Donald	1912
Strain, Ray	1972
Straschinske, Ray	1990, '91 '92 '93
Street, Russell	1999
Strickland, J.S.	1897
Stringer, Tom	1951
Struebing, Don	1993
Stumon, Van	2008, '09 '10
Sullivan, Jerry	1977, '78
Summerall, Pat	1949, '50 '51
Summers, Scott	2002
Sutherland, Bruce	1978, '81
Sutton, John	1975
Sutton, John	1940, '41
Sutton, Wm. Buddy	1950, '51 '52
Swanson, Bill	1983
Swanson, Travis	2010
Swartz, Anthony	1994, '95
Swartz, Matt	2000
Switzer, Barry	1957, '58 '59
Switzer, Greg	1988, '89 '90 '91

T

Tackett, Buddy	1962, '63
Tallent, Major	1948
Talley, Fred	2000, '01 '02
Tanner, Terry	1980
Tate, Austin	2010
Tatum, Terry	1982, '83 '84 '85
Taylor, Brad	1981, '82 '83 '84
Taylor, Jim	1971, '72
Taylor, John	1975, '76
Tegethoff, Carl	1981, '82
Temple, Charlie	1949
Templeton, Mason	2004, '05 '06
Tejada, Alex	2007, '08 '09 '10
Thielemann, R.C.	1973, '74 '75 '76
Thomas, Barry	1982, '83
Thomas, Bill	1943
Thomas, Brad	1973, '74 '75
Thomas, Billy Ray	1944, '46 '47 '48
Thomas, Champ	1967
Thomas, Curtis	1991, '93 '94
Thomas, Derrick	1983, '84 '85 '86
Thomas, Floyd	1947
Thomas, Greg	1984, '85 '86 '87
Thomas, Mick	1989, '90 '91
Thomas, Trammie	2008, '09 '10
Thomas, Travis	1922, '23 '24
Thomas, Whal	1901
Thomas, Zhama	2009, '10
Thomason, George	1950, '51 '52
Thomason, Joe	1953, '54 '55
Thompson, David	2004, '05
Thompson, Derrick	1992
Thompson, Lance	2005, '06 '07 '08
Thompson, Skip	1987, '88
Thorppe, Wilfred	1937, '38 '39
Thornton, DuVall	1947, '48 '49
Tibbitts, Joe	1941, '42
Tidwell, Chris	1995
Tolbert, James	1979, '80 '81
Toole, Drew	1971, '72
Toussaint, James	2002
Towler, George F.	1898
Townsend, Curtis	1975, '76
Trail, Ray	1960, '61 '62
Trail, Richard	1964, '65 '66
Trainor, Kendall	1985, '86 '87 '88
Tranham, Tommy	1965, '66 '67
Tranum, Billy	1957, '58 '59
Travis, Tony	1992
Tribble, Russ	1973, '75
Triesch, Conrad	1914
Troillett, Ralph	1952, '53
Troxell, Billy F.	1948
Troxell, Jack	1951, '52
Trusty, Reggie	1988, '89

Trusty, Tony	1980, '81
Tubbs, Zac	2002, '03 '04 '06
Tuck, Crosby	2008
Tucker, Austin	2009, '10
Tunnah, B.	1910
Turner, A.S.	1911, '13 '14
Turner, John	1970
Turner, Keith	2000, '02
Turner, Terry	1970

U

Ugoh, Tony	2003, '04 '05 '06
Underwood, Ronnie	1954, '55 '56
Upchurch, Andy	1983, '84 '85
Uptmoor, Bernard	1928, '29 '30

V

Van Dover, Jimmy	1956, '58
Van Dyke, Sammy	1984, '85 '86 '87
Van Es, Wendell	
Van Poucke, M.L.	
Van Sickle, Clifford	1934, '35 '36
Van Sickle, Clyde	1927, '28 '29
Valdez, Jose	2006, '07 '08
Vanderventer, James	1899
Vanvalkenburgh, Horace	1904, '05
Vanvalkenburgh, Wm. M.	1906
Vaughn, Vickiel	2002, '03 '04 '05
Vavra, Brian	2005, '06 '07
Vernon, Thomas Jerry	1951
Vestal, Steve	1970
Vickers, Rick	1970
Villarreal, Ernie	1984, '86
Vincenheller, Ashton	1897, '98 '99 '00
Vinnett, Darius	2004, '06
Valentine, Paul	1913

W

Wade, Chris	2006, '07
Wade, Vernon	1992, '93 '94
Waid, Matt	1994, '95 '96 '97
Walker, George	1954, '55 '57
Walker, George Rea	1962, '63
Walker, Jimmy	1975, '76 '77 '78
Walls, Gavin	2001, '02
Walls, Stephen	1990, '91 '92
Walston, Dave	1962, '63
Walters, Danny	1980, '81 '82
Walters, Steve	1969, '70
Ward, Bill	1980
Warren, Billy	1983, '84
Warren, Chris	1975, '76
Warren, Corey	2000
Warren, Earl	1953
Warren, Robert	1952, '53
Washburn, Jeremiah	1997, '98 '99
Washington, Cedric	2003, '04 '05 '06
Washington, Charles	1983, '84 '85 '86
Washington, Dallas	2004, '06 '07 '08
Watkins, James	1906
Watkins, Larry	1964, '65 '67
Watkins, Wayne	1952
Watkins, William	1973
Watson, Alan	1973, '74
Watson, John R.	1903
Watters, Orlando	1991, '92 '93
Weatherford, Zach	1994
Weatherthorn, Jr., Carl	1944
Webb, Charles W.	1902
Webster, Tim	1968, '69 '70
Weems, Orson	1981, '82 '83
Welch, Charles	1923
Welch, Jerry	1962, '63 '64
Wells, Ira	1983, '84
Wells, John A.	1948
Wells, Donte	1998
Wessinger, Randy	1978, '79 '80
West, A.L.	1898
Westerman, Bruce	1990
Westphal, Benny	1973, '75
Wewetzer, Jeff	1988, '89
Weht, John	1971, '72
Wheeler, Earl	1943, '44 '45 '46
Wheisenhunt, Jim	1966
White, Barnabas	1974, '76 '77
White, Bob	1966, '67 '68
White, Bryan	1984, '85 '86 '87
White, Dale	1975, '76 '77 '78
White, Eddie	1981, '82 '84
White, Larry	1975, '76
White, La'Zerius	1999, '00 '01

White, Marsh	1972, '73
White, Nathaniel	1982, '84 '85 '86
White, Steed	1946, '47
Whitfield, Billy	1957
Whitmore, Marcus	2003, '04
Whittaker, Leon	1947
Whitted, Erik	1984, '85 '86 '87
Whitworth, Charles	1955, '56 '57
Wilber, Rusty	1976, '77
Wilcoxen, Robert	1982, '83 '84
Wiley, Brian	2000
Wilkins, Charles	1925
Williams, Bobbie	1996, '97 '98 '99
Williams, Bobby	1960
Williams, Calvin	1984, '85
Williams, D.J.	2007, '08 '09 '10
Williams, Dale	1984, '85
Williams, Damian	2006
Williams, Darrell	1959, '60 '61
Williams, Desmond	2005, '06 '07
Williams, Eddie "Boo"	1999, '00
Williams, Fred	1949, '50 '51
Williams, Gary	1978
Williams, Jarrell	1959, '60
Williams, Jim	1963, '64 '65
Williams, Jimmy	1988, '89
Williams, John	1920
Williams, Les	1970, '71 '72
Williams, Michael	1996, '97 '98 '99
Williams, Patrick	1987, '88 '89
Williams, Paul X.	1928
Williams, Ray E.	1920, '21 '22
Williams, Rickey	1984, '85 '86 '87
Williams, Stanley	1977, '78
Williams, Terrell	2009, '10
Williams, Tom	1923
Williamson, John	1989
Wilson, Bill	1957
Wilson, Clint	1983
Wilson, George	2001, '02 '03
Wilson, Harry	1997, '98
Wilson, Jeremy	1996
Wilson, Joe Bill	1954
Wilson, Richard	1980
Wilson, Tyler	2009, '10
Wilson, William	1915, '16 '17
Wilson, William O.	1902, '03
Wingfield, Greg	1985
Wingo Jr, Ronnie	2009, '10
Winkleman, Ben	1917, '18 '19 '20 '21
Winkleman, Charles	1924
Winston, Billy	1986, '87 '88 '89
Winston, Darius	2009, '10
Winston, Dennis	1973, '74 '75 '76
Winston, Marc	2005
Winston, Rodney	1988, '89 '90
Winters, Alva	1926, '27 '28
Wise, Floyd	1928
Wishon, Waylon	1992, '93 '94
Withers, Art	1937
Witty, Eldo	1924
Wood, Charles Fox	1900, '01 '02
Wood, Clark	1900, '01 '02
Wood, John Shirley	1904, '05 '06
Wood, Stanley	1922
Woodbury, Derrick	1992
Woodell, Lloyd	1936, '37 '38
Woodlee, Eddie	1964, '65 '66
Woodman, Lloyd	1954
Woods, Gary	1979
Woods, Kevin	2004, '05 '06 '07
Woods, Wayne	1956
Woolfolk, Kirk	1977, '78 '80
Worrall, Darren	1986, '87 '89
Worthington, Jim	1961, '62
Wren, Hudson	1927, '28
Wren, Ronnie	1974
Wright, A.E.	1908, '09
Wright, Jarius	2008, '09 '10
Wright, Lindsay	1894
Wright, Sam	1906
Wright, Shannon	1989, '90 '92
Wright, Tenarius	2009, '10
Wright, Todd	1989, '90 '91 '92
Wunderly, Don	1971, '72
Wyatt, Kevin	1982, '83 '84 '85
Wynn, Robert	1988
Wynn, Roger	1976
Wynne, Clayton	1940, '41 '42
Wynne, Tommy	1935



Pat Summerall was a defensive end, tight end and placekicker for the Razorbacks from 1949-51. He served as a team captain in 1951 and was selected in the fourth round of the 1952 NFL Draft by the Detroit Lions. Summerall went on to a 10-year NFL career before moving into the broadcast booth, where he worked for CBS, ESPN and Fox. He was paired with John Madden for 22 years to make up one of the most well-known broadcast partnerships in TV history.

Y

Yager, Richard	1991, '92 '93
Yarborough, Byron	1984, '85 '86
Yates, A.J.	1938, '39 '40
Yeager, Kelly	1991, '92 '93
Yoder, Douglas	1972, '73 '74 '75
Yoes, Oran C.	1920
Young, Charles	1949
Young, Clint	1910, '11
Young, Henderson	1919
Young, James	1943, '44
Young, Michael	2004
Young, Theo	1983, '84 '85 '86
Youngblood, Jim	2009

Z

Zinamon, Berg	1980, '81 '82 '83
Zoll, Alan A.	1915, '16

FOOTBALL

2010

Jeff Long, AD
Bobby Petrino, HC
Garrick McGee, OC/QB
Willy Robinson, DC/Sec.
John L. Smith, STC/OLB
Bobby Allen, DT
Steve Caldwell, DE
Kris Cinkovich, WR
Tim Horton, RB/RC
Reggie Johnson, ILB
Chris Klenakis, OL

2009

Jeff Long, AD
Bobby Petrino, HC
Mike Summers, AHC, OL
Paul Petrino, OC/Rec.
Willy Robinson, DC/S
John L. Smith, STC/OLB
Bobby Allen, DT
Kirk Botkin, DE
Tim Horton, RB/RC
Reggie Johnson, ILB
Garrick McGee, QB/OC at bowl game

2008

Jeff Long, AD
Bobby Petrino, HC
Mike Summers, AHC, OL
Paul Petrino, OC/Rec.
Willy Robinson, DC/S
Bobby Allen, DT
Kirk Botkin, DE/ST
Tim Horton, RB/TE/RC
Reggie Johnson, LB
Garrick McGee, QB
Lorenzo Ward, Sec.

2007

Frank Broyles, AD
Houston Nutt, HC
Reggie Herring, DC/ILB
David Lee, OC/QB
Mike Markuson, OL/
Running Game Coord.
Alex Wood, WR/Passing
Game Coord.
Bobby Allen, CB
Tim Horton, RB
Tracy Rocker, DL
James Shibest,
TE/Specialists
Chris Vaughn, Safeties

2006

Frank Broyles, AD
Houston Nutt, HC
Reggie Herring, DC/ILB
Gus Malzahn, OC/WR
Mike Markuson, OL/
Running Game Coord.
Alex Wood, QB/Passing Game Coord.
Bobby Allen, CB
Louis Campbell, Secondary
Danny Nutt, RB
Tracy Rocker, DL
James Shibest, TE/Specialists

2005

Frank Broyles, AD
Houston Nutt, HC
Reggie Herring, DC/ILB
Mike Markuson, OL/
Running Game Coord.
Roy Wittke, QB/Passing
Game Coord.
Bobby Allen, CB
Clifton Ealy, TE
Danny Nutt, RB
Tracy Rocker, DL
James Shibest, WR/Specialists
Chris Vaughn, S/Rec. Coord.

2004

Frank Broyles, AD
Houston Nutt, HC
Dave Wommack, DC/ILB
Mike Markuson, OL/
Running Game Coord.
Roy Wittke, QB/Passing
Game Coord.
Bobby Allen, Secondary
Clifton Ealy, TE
Danny Nutt, RB
Tracy Rocker, DL
James Shibest, WR/Specialists
Chris Vaughn, OLB/Rec. Coord.

2003

Frank Broyles, AD
Houston Nutt, HC
Dave Wommack, DC/ILB
Mike Markuson, OL/
Running Game Coord.
Roy Wittke, QB/Passing
Game Coord.
Bobby Allen, CB/FS
Clifton Ealy, TE
Danny Nutt, RB
Tracy Rocker, DL
James Shibest, WR/Specialists
Chris Vaughn, OLB/SS/Rec. Coord.

2002

Frank Broyles, AD
Houston Nutt, HC
Dave Wommack, DC/CB/FS
Bobby Allen, ILB/MLB
David Lee, QB
Mike Markuson, OL
Danny Nutt, RB
George Pugh, TE/Rec. Coord.
Kacy Rodgers, DL
James Shibest, WR/Specialists
Chris Vaughn, OLB/SS

2001

Frank Broyles, AD
Houston Nutt, HC
John Thompson, DC/ILB
Bobby Allen, DL
David Lee, QB
Mike Markuson, OL
Danny Nutt, RB
George Pugh, Rec. Coord./WR
James Shibest, TE/Specialists
Chris Vaughn, OLB
Dave Wommack, Secondary

2000

Frank Broyles, AD
Houston Nutt, HC
Fitz Hill, Asst. HC/Rec. Coord./WR
Bobby Allen, Co-DC/ILB
John Thompson, Co-DC/Secondary
Joe Ferguson, QB
Bill Johnson, DL
Mike Markuson, OL
Danny Nutt, RB
James Shibest, TE/Special Teams
Chris Vaughn, Bandits/Rovers

1999

Frank Broyles, AD
Houston Nutt, HC
Bobby Allen, Co-DC/ILB
Keith Burns, Co-DC/Secondary
Clifton Ealy, Bandits/Rovers
Joe Ferguson, QB
Fitz Hill, WR
Mark Hutson, TE/Special Teams
Clifton Ealy, TE
Mike Markuson, OL
Danny Nutt, RB

1998

Frank Broyles, AD
Houston Nutt, HC
Bobby Allen, Co-DC/ILB
Keith Burns, Co-DC/Secondary

Clifton Ealy, Bandits/Rovers
Joe Ferguson, QB
Fitz Hill, WR
Mark Hutson, TE/Special Teams
Bill Keopple, DL
Mike Markuson, OL
Danny Nutt, RB

1997

Frank Broyles, AD
Danny Ford, HC
Miles Aldridge, DC/LB
Kay Stephenson, OC/RB
Louis Campbell, AHC/DB
Mike Bender, OG/C
Joe Ferguson, QB
Fitz Hill, WR
Charley North, OT/TE
Jim Washburn, DL
Dennis Winston, OLB

1996

Frank Broyles, AD
Danny Ford, HC
Miles Aldridge, DC/LB
Mike Bender, OL
Louis Campbell, AHC/DB
Rockey Felker, QB
Fitz Hill, WR
David Mitchell, RB
Charley North, OT/TE
Joe Pate, LB
Jim Washburn, DL

1995

Frank Broyles, AD
Danny Ford, HC
Mike Bender, OL
Louis Campbell, DB
Joe Lee Dunn, DC
Rockey Felker, QB
Fitz Hill, WR
David Mitchell, RB
Charley North, OT/TE
Joe Pate, LB
Jim Washburn, DL

1994

Frank Broyles, AD
Danny Ford, HC
Louis Campbell, DB
Rockey Felker, QB
Fitz Hill, WR
Buddy King, OT/TE
Joe Kines, AHC/DC
David Mitchell, RB
Joe Pate, LB
Larry Van Der Heyden, OG/C
Jim Washburn, DL

1993

Frank Broyles, AD
Danny Ford, HC
Louis Campbell, DB
Greg Davis, QB
Rockey Felker, RB
Fitz Hill, WR
Buddy King, OT/TE
Joe Kines, AHC/DC
Joe Pate, DL
Scott Smith, LB
Larry Van Der Heyden, OG/C

1992

Frank Broyles, AD
Jack Crowe, HC*
Joe Kines, DC/ILB/HC#
Louis Campbell, DB
Scott Conley, TE
Greg Davis, OC/QB
Fitz Hill, DB/LB
Houston Nutt, WR
Joe Pate, AHC/DL
Ken Rucker, RB
*1 game
#named head coach after 1st game

1991

Frank Broyles, AD
Jack Crowe, HC
Louis Campbell, DB
Scott Conley, TE
J.B. Grimes, OL
Bill Johnson, DL
Joe Kines, DC/ILB
Houston Nutt, WR
Joe Pate, AHC/OLB
Ken Rucker, RB
Charlie Weatherbie, QB

1990

Frank Broyles, AD
Jack Crowe, HC
Louis Campbell, DB
Scott Conley, OLB
J.B. Grimes, OL
Bill Johnson, DL
Houston Nutt, WR
Joe Pate, DC/LB
Jerry Pullen, TE
Ken Rucker, RB
Charlie Weatherbie, QB

1989

Frank Broyles, AD
Ken Hatfield, HC
Wally Ake, ILB
Larry Beckman, OG/C
Larry Brinson, RB/FB
Dick Bumpas, DL
Jack Crowe, OC/QB
J.B. Grimes, OT/TE
Roger Hinshaw, OL
Bob Trott, DB
Richard Wilson, WR

1988

Frank Broyles, AD
Ken Hatfield, HC
Wally Ake, DL
Larry Beckman, OL
Larry Brinson, RB
Fred Goldsmith, DC/ILB
Jim Goodman, WR
Roger Hinshaw, OLB
David Lee, QB/FB
Bob Trott, DB
Ken Turner, TE/K

1987

Frank Broyles, AD
Ken Hatfield, HC
Wally Ake, DL
Larry Beckman, OL
Larry Brinson, RB
Fred Goldsmith, DC/ILB
Jim Goodman, WR
Roger Hinshaw, OLB
David Lee, QB/FB
Bob Trott, DB
Ken Turner, TE/K

1986

Frank Broyles, AD
Ken Hatfield, HC
Wally Ake, DL
Larry Beckman, OL
Larry Brinson, RB
Fred Goldsmith, DC/ILB
Jim Goodman, WR
Roger Hinshaw, OLB
David Lee, QB/FB
Bob Trott, DB
Ken Turner, TE/K

1985

Frank Broyles, AD
Ken Hatfield, HC
Wally Ake, DL
Larry Beckman, OL
Jesse Branch, WR
Larry Brinson, RB
Fred Goldsmith, DC/ILB
Roger Hinshaw, OLB
David Lee, QB/FB
Bob Trott, DB
Ken Turner, TE/K

1984

Frank Broyles, AD
Ken Hatfield, HC
Wally Ake, DL
Larry Beckman, OL
Jesse Branch, WR
Larry Brinson, RB
Fred Goldsmith, DC/ILB
Roger Hinshaw, OLB
David Lee, QB/FB
Bob Trott, DB
Ken Turner, TE/K

1983

Frank Broyles, AD
Lou Holtz, HC
Jesse Branch, OB
Pete Cordelli, WR
Harvey Hampton, DE
Rich Olson, DB
Bob Shaw, LB
Jim Strong, OT/TE
Mike Tolleson, DL
Don Lindsey, AHC/DC
Ken Turner, OG/C/K

1982

Frank Broyles, AD
Lou Holtz, HC
Larry Beightol, OC/OL
Jesse Branch, WR
Sam Goodwin, OB
Don Lindsey, AHC/DC
John Mitchell, DE
Rich Olson, DB
Ken Turner, TE/K
Bob Shaw, LB

1981

Frank Broyles, AD
Lou Holtz, HC
Larry Beightol, OC/OL
Jesse Branch, WR
Sam Goodwin, OB
Don Lindsey, DC/LB
John Mitchell, DE
Rich Olson, DB
Ken Turner, TE/OL/K
Fred von Appen, DL

1980

Frank Broyles, AD
Lou Holtz, HC
Larry Beightol, AHC/OL
Jesse Branch, WR
Don Breaux, OB
Bob Cope, DC
Harold Horton, DL
John Konstantinos, WR
John Mitchell, DE
Ken Turner, TE/K

1979

Frank Broyles, AD
Lou Holtz, HC
Jesse Branch, WR
Don Breaux, OB
Bob Cope, DB
Harold Horton, DL
Monte Kiffin, DC/AHC
John Konstantinos, TE
John Mitchell, DE
Ken Turner, OL/K

1978

Frank Broyles, AD
Lou Holtz, HC
Larry Beightol, OC
Jesse Branch, WR
Don Breaux, OB
Bob Cope, DB
Harold Horton, DL
Monte Kiffin, DC
John Mitchell, DE
Ken Turner, OL/K

1977

Frank Broyles, AD
Lou Holtz, HC
Larry Beightol, OC
Jesse Branch, WR
Don Breaux, OB
Bob Cope, DB
Harold Horton, DL
Monte Kiffin, DC
John Mitchell, DE
Ken Turner, TE/K

1976

Frank Broyles, AD/HC
Don Boyce, OL
Jesse Branch, OB
Frank Falks, DE
Bob Gatling, WR
Harold Horton, LB
Jim Johnson, DL
Bill Lewis, DB
Ken Turner, OL/K

1975

Frank Broyles, AD/HC
Don Boyce, OL
Jesse Branch, WR
Frank Falks, DE
Harold Horton, LB
Jim Johnson, DL
Pat Jones, DL
Bill Lewis, DB
Bo Rein, OC
Ken Turner, TE

1974

Frank Broyles, AD/HC
Frank Falks, DE
Harold Horton, LB
Jim Johnson, DL
Mervin Johnson, OL
Bill Lewis, DB
Gordon Norwood, QB
Ken Turner, OL
Richard Williamson, OB

1973

Frank Broyles, AD/HC
Frank Falks, DE
Harold Horton, LB
Jim Johnson, DL
Mervin Johnson, OL
Bill Lewis, DB
Don Trull, QB/WR
Ken Turner, OL
Richard Williamson, OB

1972

George Cole, AD
Frank Broyles, HC
Buddy Bennett, DB
Raymond Berry, WR
Lon Farrell, DE
Joe Gibbs, OL
Harold Horton, LB
Mervin Johnson, DL
Ken Turner, B Team
Richard Williamson, OB

1971

George Cole, AD
Frank Broyles, HC
Mervin Johnson, DL
Lon Farrell, DE
Harold Horton, LB
Buddy Bennett, DB
Don Breaux, OB
Raymond Berry, WR
Joe Gibbs, OL

HISTORY: Razorback Coaching Staffs

RAZORBACK

HISTORY: Razorback Coaching Staffs

1970

George Cole, AD
Frank Broyles, HC
Raymond Berry, WR
Don Breaux, OB
Charley Coffey, DL
Harold Horton, LB
Marvin Johnson, OL
Bill Kinard, DB

1969

John Barnhill, AD
Frank Broyles, HC
Don Breaux, OB
Charley Coffey, DL
Harold Horton, LB
Hootie Ingram, DB
Mervin Johnson, OL
Richard Williamson, WR
Bob Ford, Asst.

1968

John Barnhill, AD
Frank Broyles, HC
Don Breaux, OB
Charley Coffey, DL
Hootie Ingram, DB
Mervin Johnson, OL
Harold Horton, LB
Richard Williamson, WR
Bob Ford, Asst.

1967

John Barnhill, AD
Frank Broyles, HC
Charley Coffey, DL
Hootie Ingram, DB
Mervin Johnson, OL
Johnny Majors, OB
Wilson Matthews, LB
Gordon Smith, OE
Bob Ford, Asst.

1966

John Barnhill, AD
Frank Broyles, HC
Charley Coffey, DL
Mervin Johnson, OL
Johnny Majors, DB
Wilson Matthews, LB
Bill Pace, OB
Gordon Smith, OE

1965

John Barnhill, AD
Frank Broyles, HC
Jim Mackenzie, Asst. HC/DC
Mervin Johnson, OL
Johnny Majors, DB
Wilson Matthews, LB
Bill Pace, OB
Barry Switzer, OE

1964

John Barnhill, AD
Frank Broyles, HC
Jim Mackenzie, Asst. HC/DC
Mervin Johnson, OL
Johnny Majors, DB
Wilson Matthews, LB
Bill Pace, OB
Barry Switzer, OE

1963

John Barnhill, AD
Frank Broyles, HC
Doug Dickey, OB
Jim Mackenzie, DL
Wilson Matthews, LB/DE
Steed White, OE/OL
Bill Pace, DB
Mervin Johnson, OL

1962

John Barnhill, AD
Frank Broyles, HC
Doug Dickey, OB
Mervin Johnson, OL
Bill Pace, DB
Jim Mackenzie, DL
Wilson Matthews, LB/DE
Steed White, OE/OL

1961

John Barnhill, AD
Frank Broyles, HC
Doug Dickey, OB
Hayden Fry, OB
Jim Mackenzie, OL
Wilson Matthews, LB
Dixie White, OL
Steed White, OE/OL

1960

John Barnhill, AD
Frank Broyles, HC
Doug Dickey, OB
Merrill Green, OB
Jim Mackenzie, DL
Wilson Matthews, LB/DE
Dixie White, OL
Steed White, OE

1959

John Barnhill, AD
Frank Broyles, HC
Doug Dickey, DB
Merrill Green, OB
Jim Mackenzie, DL
Wilson Matthews, LB/DE
Dixie White, OL
Steed White, OE

1958

John Barnhill, AD
Frank Broyles, HC
Doug Dickey, DB
Merrill Green, OB
Jim Mackenzie, DL
Wilson Matthews, LB/DE
Dixie White, OL
Steed White, OE

1957

John Barnhill, AD
Jack Mitchell, HC
George Barnhardt
Ab Bidwell
George Cole
Gene Corrotto
Bill Pace
Dixie White
Steed White

1956

John Barnhill, AD
Jack Mitchell, HC
George Barnhardt
Ab Bidwell
Bert Clark
George Cole
Gene Corrotto
Bobby Proctor
Tracy Scott
Dixie White

1955

John Barnhill, AD
Jack Mitchell, HC
George Barnhardt
Ab Bidwell
George Cole
Bobby Proctor
Tracy Scott
Dixie White

1954

John Barnhill, AD
Bowden Wyatt, HC
John Bailey
George Cafego
George Cole
Dick Hitt
LeRoy Pearce
Tracy Scott

1953

John Barnhill, AD
Bowden Wyatt, HC
John Bailey
George Cafego
George Cole
Dick Hitt
LeRoy Pearce
Tracy Scott

1952

John Barnhill, AD
Otis Douglas, HC
George Cole
Bill Ferrell
Charles Gray
Charles Hanks
Dick Humbert
Clyde Van Sickle

1951

John Barnhill, AD
Otis Douglas, HC

1950

John Barnhill, AD
Otis Douglas, HC

1949

John Barnhill, AD/HC
Bill Barnes
H.B. Brackett
George Cole
Charles Gray
Hobart Hooser
Charles McGibbony
Clyde Van Sickle

1948

John Barnhill, AD/HC

1947

John Barnhill, AD/HC

1946

John Barnhill/AD/HC
War-Time AD
George Cole

ALL-TIME UA FOOTBALL STAFF ROSTER

Wally Ake, 1984-89
Miles Aldridge, 1996-97
Bobby Allen, 1998-Present
John Bailey, 1953-54
Bill Barnes, 1949
George Barnhardt, 1955-57
John Barnhill, 1946-49 (HC); 1946-69 (AD)
Larry Beckman, 1984-89
Larry Beightol, 1980-82
Mike Bender, 1995-97
Buddy Bennett, 1971-72
Raymond Berry, 1970-72
Ab Bidwell, 1955-57
Kirk Botkin, 2008-09
Don Boyce, 1975-76
H.B. Brackett, 1949
Jesse Branch, 1975-85
Don Breaux, 1968-71, 1977-80
Larry Brinson, 1984-89
Frank Broyles, 1958-76 (HC); 1973-2007 (AD)
Dick Bumpas, 1989
Keith Burns, 1998-99
George Cafego, 1953-54
Steve Caldwell, 2010-Present
Louis Campbell, 1990-97, 2006
Kris Cinkovich, 2010-Present
Charley Coffey, 1966-70
George Cole, 1949, 1952-57; 1970-72 (AD)
Scott Conley, 1990-92
Bob Cope, 1977-80
Pete Cordelli, 1983
Gene Corrotto, 1956-57
Jack Crowe, 1989-92, 1990-92 (HC)
Doug Dickey, 1958-63
Otis Douglas, 1950-52 (HC)
Joe Lee Dunn, 1995
Clifton Ealy, 1998-99, 2003-05
Frank Falks, 1973-76
Lon Farrell, 1971-72
Rockey Felker, 1993-96
Joe Ferguson, 1997-2000
Bill Ferrell, 1952
Danny Ford, 1993-97 (HC)
Hayden Fry, 1961
Bob Gatling, 1976
Joe Gibbs, 1971-72
Fred Goldsmith, 1984-88
Jim Goodman, 1986-88
Sam Goodwin, 1981-82
Charles Gray, 1949, 1952
Merrill Green, 1958-60
J.B. Grimes, 1989-92
Harvey Hampton, 1983
Charles Hanks, 1952
Ken Hatfield, 1984-89 (HC)
Reggie Herring, 2005-07
Fitz Hill, 1992-2000
Roger Hinshaw, 1984-89
Dick Hitt, 1953-54
Lou Holtz, 1977-83 (HC)
Harold Horton, 1968-80
Tim Horton, 2007-Present
Hobart Hooser, 1949
Dick Humbert, 1952
Mark Hutson, 1998-99
Hootie Ingram, 1967-69
Bill Johnson, 1990-91, 2000
Jimmy Johnson, 1973-76
Mervin Johnson, 1962-74
Reggie Johnson, 2008-Present
Pat Jones, 1975

Bill Keopple, 1998-99
Monte Kiffin, 1977-79
Bill Kinard, 1970
Joe Kines, 1991-94
Buddy King, 1993-94
Chris Klenakis, 2010-Present
John Konstantinos, 1979-80
David Lee, 1984-88, 2001-02, 2007
Bill Lewis, 1973-76
Don Lindsey, 1981-83
Charles McGibbony, 1949
Jim Mackenzie, 1958-65
Johnny Majors, 1964-67
Gus Malzahn, 2006
Mike Markuson, 1998-2007
Wilson Matthews, 1958-67
Garrick McGee, 2008-Present
David Mitchell, 1994-96
Jack Mitchell, 1955-57 (HC)
John Mitchell, 1977-82
Charley North, 1995-97
Gordon Norwood, 1974
Danny Nutt, 1998-07
Houston Nutt, 1990-92; 1998-2007 (HC)
Rich Olson, 1981-83
Bill Pace, 1962-66
Joe Pate, 1990-96
Bobby Petrino, 2008-Present (HC)
Paul Petrino, 2008-09
LeRoy Pearce, 1953-54
Bobby Proctor, 1955-56
George Pugh, 2001-02
Jerry Pullen, 1990
Bo Rein, 1975
Willy Robinson, 2008-Present
Tracy Rocker, 2003-07
Kacy Rodgers, 2002
Ken Rucker, 1990-92
Tracy Scott, 1953-56
Bob Shaw, 1982-83
James Shibest, 2000-07
Gordon Smith, 1966-67
John L. Smith, 2009-Present
Scott Smith, 1993
Kay Stephenson, 1997
Jim Strong, 1983
Mike Summers, 2008-09
Barry Switzer, 1964-65
John Thompson, 2000-01
Mike Tolleson, 1983
Bob Trott, 1984-89
Don Trull, 1973
Ken Turner, 1972-88
Fred von Appen, 1981
Larry Van Der Heyden, 1993-94
Clyde Van Sickle, 1949, 1952
Chris Vaughn, 2000-05, 2007
Jim Washburn, 1994-97
Lorenzo Ward, 2008
Charlie Weatherbie, 1990-91
Dixie White, 1955-61
Steed White, 1957-63
Richard Williamson, 1972-74
Richard Wilson, 1989
Dennis Winston, 1997
Roy Wittke, 2003-05
Dave Wommack, 2001-04
Alex Wood, 2006-07
Bowden Wyatt, 1953-54 (HC)

FOOTBALL

YEAR	ALL GAMES				CONFERENCE GAMES					HEAD COACH	
	W	L	T	Pct.	W	L	T	Pct.	FINISH		BOWL
1894	2	1	0	.667	—	—	—	—	—	—	John C. Futrall
1895	1	0	0	1.000	—	—	—	—	—	—	John C. Futrall
1896	2	1	0	.667	—	—	—	—	—	—	John C. Futrall
1897	2	0	1	.833	—	—	—	—	—	—	B.N. Wilson
1898	2	1	0	.667	—	—	—	—	—	—	B.N. Wilson
1899	3	1	1	.700	—	—	—	—	—	—	Colbert Searles
1900	2	1	1	.625	—	—	—	—	—	—	Colbert Searles
1901	3	5	0	.375	—	—	—	—	—	—	Charles Thomas
1902	6	3	0	.667	—	—	—	—	—	—	Charles Thomas
1903	3	4	0	.429	—	—	—	—	—	—	D.A. McDaniel
1904	4	3	0	.571	—	—	—	—	—	—	A.D. Brown
1905	2	6	0	.250	—	—	—	—	—	—	A.D. Brown
1906	2	4	2	.375	—	—	—	—	—	—	F.C. Longman
1907	3	4	1	.438	—	—	—	—	—	—	F.C. Longman
1908	5	4	0	.556	—	—	—	—	—	—	Hugo Bezdek
1909	7	0	0	1.000	—	—	—	—	—	—	Hugo Bezdek
1910	7	1	0	.875	—	—	—	—	—	—	Hugo Bezdek
1911	6	2	1	.722	—	—	—	—	—	—	Hugo Bezdek
1912	4	6	0	.400	—	—	—	—	—	—	Hugo Bezdek
1913	7	2	0	.778	—	—	—	—	—	—	E.T. Pickering
1914	4	5	—	.444	—	—	—	—	—	—	E.T. Pickering

SOUTHWEST CONFERENCE PLAY BEGINS

1915	4	2	1	.643	1	1	0	.500	T2	—	T.T. McConnell
1916	4	4	0	.500	0	2	0	.000	T5	—	T.T. McConnell
1917	5	1	1	.786	0	1	1	.250	6	—	Norman Paine
1918	3	2	0	.600	0	1	0	.000	T6	—	Norman Paine
1919	3	4	0	.429	1	2	0	.333	5	—	J.B. Craig
1920	3	2	2	.571	2	0	1	.833	2	—	G.W. McLaren
1921	5	3	1	.611	2	1	0	.667	3	—	G.W. McLaren
1922	5	4	0	.556	1	3	0	.250	6	—	Francis Schmidt
1923	6	2	1	.722	2	2	0	.500	T4	—	Francis Schmidt
1924	7	2	1	.750	1	2	1	.375	7	—	Francis Schmidt
1925	4	4	1	.500	2	2	1	.500	T4	—	Francis Schmidt
1926	5	5	0	.500	2	2	0	.500	T3	—	Francis Schmidt
1927	8	1	0	.889	3	1	0	.750	3	—	Francis Schmidt
1928	7	2	0	.788	3	1	0	.750	2	—	Francis Schmidt
1929	7	2	0	.778	3	2	0	.600	3	—	Fred Thomsen
1930	3	6	0	.333	2	2	0	.500	5	—	Fred Thomsen
1931	3	5	1	.389	0	4	0	.000	7	—	Fred Thomsen
1932	1	6	2	.222	1	4	0	.200	7	—	Fred Thomsen
1933	7	3	1	.682	4	1	0	.800	1*	Dixie	Fred Thomsen
1934	4	4	2	.500	2	3	1	.417	5	—	Fred Thomsen
1935	4	5	1	.450	2	4	0	.333	5	—	Fred Thomsen
1936	7	3	0	.700	5	1	0	.833	1	—	Fred Thomsen
1937	6	2	2	.700	3	2	1	.583	3	—	Fred Thomsen
1938	2	7	1	.250	1	5	0	.167	T6	—	Fred Thomsen
1939	4	5	1	.450	2	3	1	.417	5	—	Fred Thomsen
1940	4	6	0	.400	1	5	0	.167	6	—	Fred Thomsen
1941	3	7	0	.300	0	6	0	.000	7	—	Fred Thomsen
1942	3	7	0	.200	0	6	0	.000	7	—	George Cole
1943	2	7	0	.200	1	4	0	.200	T5	—	John Tomlin
1944	5	5	1	.500	2	2	1	.500	3	—	Glen Rose
1945	3	7	0	.300	1	5	0	.167	7	—	Glen Rose
1946	6	3	1	.650	5	1	0	.833	T1	Cotton	John Barnhill
1947	6	4	1	.590	1	4	0	.250	T5	Dixie	John Barnhill
1948	5	5	0	.500	2	4	0	.333	5	—	John Barnhill
1949	5	5	0	.500	2	4	0	.333	6	—	John Barnhill
1950	2	8	0	.200	1	5	0	.167	7	—	Otis Douglas
1951	5	5	0	.500	2	4	0	.333	6	—	Otis Douglas
1952	2	8	0	.200	1	5	0	.167	7	—	Otis Douglas
1953	3	7	0	.300	2	4	0	.333	5	—	Bowden Wyatt
1954	8	3	0	.727	5	1	0	.833	1	Cotton	Bowden Wyatt
1955	5	4	1	.550	3	2	1	.583	4	—	Jack Mitchell
1956	6	4	0	.600	3	3	0	.500	4	—	Jack Mitchell
1957	6	4	0	.600	2	4	0	.333	T5	—	Jack Mitchell
1958	4	6	0	.400	2	4	0	.333	T5	—	Frank Broyles
1959	9	2	0	.818	5	1	0	.833	T1	Gator	Frank Broyles
1960	8	3	0	.727	6	1	0	.857	1	Cotton	Frank Broyles
1961	8	3	0	.727	6	1	0	.857	T1	Sugar	Frank Broyles
1962	9	2	0	.818	6	1	0	.857	2	—	Frank Broyles
1963	5	5	0	.500	3	4	0	.429	4	—	Frank Broyles
1964	11	0	0	1.000	7	0	0	1.000	1	Cotton/National Champs	Frank Broyles
1965	10	1	0	.909	7	0	0	1.000	1	Cotton	Frank Broyles
1966	8	2	0	.800	5	2	0	.714	T2	—	Frank Broyles
1967	4	5	1	.450	3	3	1	.500	5	—	Frank Broyles
1968	10	1	0	.909	6	1	0	.857	T1	Sugar	Frank Broyles
1969	9	2	0	.818	6	1	0	.857	2	Sugar	Frank Broyles
1970	9	2	0	.818	6	1	0	.857	2	—	Frank Broyles
1971	8	3	1	.708	5	1	1	.786	2	Liberty	Frank Broyles

* No SWC champion recognized in 1933

HISTORY: All-Time Overall Records

RAZORBACK

ALL GAMES

YEAR	W	L	T	Pct.
1972	6	5	0	.546
1973	5	5	1	.500
1974	6	4	1	.591
1975	10	2	0	.833
1976	5	5	1	.500
1977	11	1	0	.917
1978	9	2	1	.792
1979	10	2	0	.833
1980	7	5	0	.583
1981	8	4	0	.667
1982	9	2	1	.792
1983	6	5	0	.546
1984	7	4	1	.636
1985	10	2	0	.833
1986	9	3	0	.750
1987	9	4	0	.692
1988	10	2	0	.833
1989	10	2	0	.833
1990	3	8	0	.273
1991	6	6	0	.600

CONFERENCE GAMES

W	L	T	Pct.	FINISH	BOWL	HEAD COACH
3	4	0	.429	T4	—	Frank Broyles
3	3	1	.500	T4	—	Frank Broyles
3	3	1	.500	T4	—	Frank Broyles
6	1	0	.859	T1	Cotton	Frank Broyles
3	4	1	.438	6	—	Frank Broyles
7	1	0	.875	2	Orange	Lou Holtz
6	2	0	.750	T2	Fiesta	Lou Holtz
7	1	0	.875	T1	Sugar	Lou Holtz
3	5	0	.375	T6	Hall of Fame	Lou Holtz
5	3	0	.625	4	Gator	Lou Holtz
5	2	1	.688	3	Bluebonnet	Lou Holtz
4	4	0	.500	5	—	Lou Holtz
5	3	0	.625	T3	Liberty	Ken Hatfield
6	2	0	.750	T2	Holiday	Ken Hatfield
6	2	0	.750	T2	Orange	Ken Hatfield
5	2	0	.714	T2	Liberty	Ken Hatfield
7	0	0	1.000	1	Cotton	Ken Hatfield
7	1	0	.875	1	Cotton	Ken Hatfield
1	7	0	.125	7	—	Jack Crowe
5	3	0	.625	T2	Independence	Jack Crowe

SOUTHEASTERN CONFERENCE PLAY BEGINS

YEAR	W	L	T	Pct.	W	L	T	Pct.	FINISH	BOWL	HEAD COACH
1992	3	7	1	.318	3	4	1	.438	4 West	—	Jack Crowe/Joe Kines
1993	6	4	1	.591	4	3	1	.438	T2 West	—	Danny Ford
1994	4	7	0	.364	2	6	0	.250	T4 West	—	Danny Ford
1995	8	5	0	.615	6	2	0	.750	1 West	CarQuest	Danny Ford
1996	4	7	0	.363	2	6	0	.250	5 West	—	Danny Ford
1997	4	7	0	.363	2	6	0	.250	5 West	—	Danny Ford
1998	9	3	0	.750	6	2	0	.750	T1 West	Citrus	Houston Nutt
1999	8	4	0	.667	4	4	0	.500	T3 West	Cotton	Houston Nutt
2000	6	6	0	.500	3	5	0	.375	T5 West	Las Vegas	Houston Nutt
2001	7	5	0	.583	4	4	0	.500	T3 West	Cotton	Houston Nutt
2002	9	5	0	.643	5	3	0	.625	T1 West	Musica City	Houston Nutt
2003	9	4	0	.692	4	4	0	.500	4 West	Independence	Houston Nutt
2004	5	6	0	.455	3	5	0	.375	T3 West	—	Houston Nutt
2005	4	7	0	.364	2	6	0	.250	4 West	—	Houston Nutt
2006	10	4	0	.714	7	1	0	.875	1 West	Capital One	Houston Nutt
2007&	8	5	0	.615	4	4	0	.500	T3 West	Cotton	Houston Nutt/ Reggie Herring
2008	5	7	0	.416	2	6	0	.250	T4 West	—	Bobby Petrino
2009	8	5	0	.615	3	5	0	.375	T4 West	Liberty	Bobby Petrino
2010	10	3	0	.769	6	2	0	.750	T2 West	Sugar	Bobby Petrino

UA ALL-TIME COACHING RECORDS

Coach	Tenure (Seasons)	Conference		Overall		Bowls
		W-L-T (Pct.)	Pct.	W-L-T (Pct.)	Pct.	
John C. Futrall	1894-96 (3)	-	-	5-2-0 (.714)	-	-
B.N. Wilson	1897-98 (2)	-	-	4-1-1 (.750)	-	-
Colbert Searles	1899-1900 (2)	-	-	5-2-2 (.667)	-	-
Charles Thomas	1901-02 (2)	-	-	9-8-0 (.529)	-	-
D.A. McDaniel	1903 (1)	-	-	3-4-0 (.429)	-	-
A.D. Brown	1904-05 (2)	-	-	6-9-0 (.400)	-	-
F.C. Longman	1906-07 (2)	-	-	5-8-3 (.406)	-	-
Hugo Bezdek	1908-12 (5)	-	-	29-13-1 (.686)	-	-
E.T. Pickering	1913-14 (2)	-	-	11-7-0 (.611)	-	-
T.T. McConnell	1915-16 (2)	1-3-0 (.250)	-	8-6-1 (.567)	-	-
Norman Paine	1917-18 (2)	0-2-1 (.167)	-	8-3-1 (.708)	-	-
J.B. Craig	1919 (1)	1-2-0 (.333)	-	3-4-0 (.429)	-	-
G.W. McLaren	1920-21 (2)	4-1-1 (.750)	-	8-5-3 (.594)	-	-
Francis Schmidt	1922-28 (7)	14-13-2 (.517)	-	42-20-3 (.669)	-	-
Fred Thomsen	1929-41 (13)	26-42-3 (.387)	-	56-61-10 (.480)	1	-
George Cole	1942 (1)	0-6-0 (.000)	-	3-7-0 (.300)	-	-
John Tomlin	1943 (1)	1-4-0 (.200)	-	2-7-0 (.222)	-	-
Glen Rose	1944-45 (2)	3-7-1 (.318)	-	8-12-1 (.405)	-	-
John Barnhill	1946-49 (4)	10-13-1 (.438)	-	22-17-3 (.560)	2	-
Otis Douglas	1950-52 (3)	4-14-0 (.222)	-	9-21-0 (.300)	-	-
Bowden Wyatt	1953-54 (2)	7-5-0 (.583)	-	11-10-0 (.524)	1	-
Jack Mitchell	1955-57 (3)	8-9-1 (.472)	-	17-12-1 (.583)	-	-
Frank Broyles	1958-76 (19)	91-36-5 (.708)	-	144-58-5 (.708)	10	-
Lou Holtz	1977-83 (7)	37-18-1 (.670)	-	60-21-2 (.735)	6	-
Ken Hatfield	1984-89 (6)	36-10-0 (.783)	-	55-17-1 (.760)	6	-
Jack Crowe	1990-91% (2+)	6-10-0 (.375)	-	9-15-0 (.375)	1	-
Joe Kines	1992# (1)	3-4-1 (.438)	-	3-6-1 (.350)	-	-
Danny Ford	1993-97 (5)	16-23-1 (.413)	-	26-30-1 (.465)	1	-
Houston Nutt	1998-2007 (10)	42-38-0 (.525)	-	75-48-0 (.610)	8	-
Reggie Herring	2007&	-	-	0-1-0 (.000)	-	-
Bobby Petrino	2008-Present	11-13-0 (.458)	-	23-15-0 (.605)	2	-
Totals&	1894-2010 (117)	321-273-18 (.539)	-	669-450-40 (.594)	38	-

% Including first game of 1992 season
 # Interim head coach after first game of the season
 & Reggie Herring served as interim head coach during the 2008 Cotton Bowl

UA COACHING SUPERLATIVES

Seasons:	
19	Frank Broyles (1958-76)
13	Fred Thomsen (1929-41)
10	Houston Nutt (1998-2007)
7	Francis Schmidt (1922-28)
7	Lou Holtz (1977-83)
6	Ken Hatfield (1984-89)
5	Hugo Bezdek (1908-12)
5	Danny Ford (1993-97)
Wins:	
144	Frank Broyles (144-58-5 [.708])
75	Houston Nutt (75-48-0 [.610])
60	Lou Holtz (60-21-2 [.735])
56	Fred Thomsen (56-61-10 [.480])
55	Ken Hatfield (55-17-1 [.760])
42	Francis Schmidt (42-20-3 [.669])
Winning Percentage (Minimum 4 seasons):	
.760	Ken Hatfield (55-17-1), 6 seasons
.735	Lou Holtz (60-21-2), 7 seasons
.708	Frank Broyles (144-58-5), 19 seasons
.686	Hugo Bezdek (29-13-1), 5 seasons
.669	Francis Schmidt (42-20-3), 7 seasons
.610	Houston Nutt (75-48-0), 10 seasons
Bowls:	
10	Frank Broyles (19 seasons)
8	Houston Nutt (10 seasons)
6	Lou Holtz (7 seasons)
6	Ken Hatfield (6 seasons)
2	Bobby Petrino (3 seasons)
2	John Barnhill (4 seasons)
1	Five coaches tied

HISTORY: All-Time Overall Records

FOOTBALL

UNIVERSITY OF ARKANSAS SEASON-BY-SEASON RESULTS

NOTES:

Home games in ALL CAPS.
Opponents listed by name at time of game.
Opponent name changes are noted on page 189.
Rankings at time of game, beginning in 1936, are from
The Associated Press.



JOHN C. FUTRALL 3 SEASONS — 1894-96, 5-2-0

John C. Futrall served as both manager and head coach of the Arkansas football program during its first three years of existence. For the next 16 years, Futrall served as the team's manager, chairman of the school's athletic committee, or both.

1894 • (2-1-0) • Captain: Wright Lindsey

DATE	OPPONENT	UA/OPP	RK	TV	W	L	T	UA	OPP
Oct. 13	FORT SMITH (ARK.) HS				W			42	0
Oct. 27	FORT SMITH (ARK.) HS				W			38	0
Nov. 22	at Texas					L		0	54

1895 • (1-0-0) • Captain: Herbert Fishback

DATE	OPPONENT	UA/OPP	RK	TV	W	L	T	UA	OPP
Oct. 12	FORT SMITH (ARK.) HS				W			30	0

1896 • (2-1-0) • Captain: Herbert Fishback

DATE	OPPONENT	UA/OPP	RK	TV	W	L	T	UA	OPP
Oct. 3	FORT SMITH (ARK.) HS				W			10	0
Oct. 10	at Fort Smith (Ark.) HS				W			6	2
Oct. 24	at Drury					L		0	34



B.N. WILSON 2 SEASONS — 1897-98, 4-1-1

The second head coach in the history of Arkansas football, B.N. Wilson guided his teams to two wins in three games in each of his two seasons at the helm.

1897 • (2-0-1) • Captain: Herbert Fishback

DATE	OPPONENT	UA/OPP	RK	TV	W	L	T	UA	OPP
Nov. 6	FORT SMITH (ARK.) HS				W			12	0
Nov. 20	at Drury						T	6	6
Nov. 25	at Ouachita Baptist				W			24	0

1898 • (2-1-0) • Captain: Edward Martin

DATE	OPPONENT	UA/OPP	RK	TV	W	L	T	UA	OPP
Oct. 22	DRURY				W			17	0
Nov. 5	at Drury				W			12	6
Nov. 19	at Fort Scott (Kan.) HS					L		8	36



COLBERT SEARLES 2 SEASONS — 1899-1900, 5-2-2

Colbert Searles directed the Arkansas football program to a 5-2-2 record over a two-year span that included just six different opponents.

1899 • (3-1-1) • Captain: Chester Sloan

DATE	OPPONENT	UA/OPP	RK	TV	W	L	T	UA	OPP
Oct. 14	DRURY				W			10	0
Oct. 28	(1) HENRY KENDALL				W			11	0
Nov. 3	(1) at Henry Kendall						T	0	0
Nov. 4	+at Oklahoma					L		5	11
Nov. 18	JOPLIN (MO.) HS + Shawnee, Okla.				W			11	10

1900 • (2-1-1) • Captain: Ashton Vincenheller

DATE	OPPONENT	UA/OPP	RK	TV	W	L	T	UA	OPP
Oct. 27	WEBB CITY (MO.) HS				W			15	0
Nov. 3	at Joplin (Mo.) HS						T	6	6
Nov. 10	PIERCE CITY (MO.)				W			10	0
Nov. 24	at Drury					L		5	17



CHARLES THOMAS 2 SEASONS — 1901-02, 9-8-0

Though the schedules still included several high school foes, Charles Thomas' two seasons at the helm of the UA football program were marked by the beginning of the LSU series in 1901 and a 6-3-0 record in 1902 — his second and final season.

1901 • (3-5-0) • Captain: Fred Brown

DATE	OPPONENT	UA/OPP	RK	TV	W	L	T	UA	OPP
Oct. 12	PIERCE CITY (MO.)					L		0	5
Oct. 19	DRURY				W			22	0
Oct. 26	FORT SCOTT (KAN.) HS					L		6	17
Nov. 2	at Little Rock (Ark.) HS					L		0	5
Nov. 9	(1) HENRY KENDALL				W			48	0
Nov. 16	KANSAS CITY MEDICS					L		6	10
Nov. 22	at LSU					L		0	15
Nov. 23	at Louisiana Tech				W			16	0

1902 • (6-3-0) • Captain: Lemuel Bryan

DATE	OPPONENT	UA/OPP	RK	TV	W	L	T	UA	OPP
Oct. 4	at Neosho (Mo.) HS				W			6	0
Oct. 11	at Kingfisher (Okla.)				W			15	6
Oct. 13	at Oklahoma					L		0	28
Oct. 22	(1) at Henry Kendall				W			33	0
Nov. 1	TAHLEQUAH SEMINARY				W			50	0
Nov. 8	at State College of Mo.					L		5	15
Nov. 10	at Pierce City (Mo.)					L		2	24
Nov. 17	FORT SCOTT (KAN.) HS				W			16	0
Nov. 27	(2) MISSOURI SCHOOL OF MINES				W			11	0



D.A. MCDANIEL 1 SEASON — 1903, 3-4-0

While Arkansas managed just three wins in its only season under D.A. McDaniel, one of those victories was its first over Oklahoma — a 12-0 win over the Sooners in Fayetteville in the season finale.

1903 • (3-4-0) • Captain: Henry Ragland

DATE	OPPONENT	UA/OPP	RK	TV	W	L	T	UA	OPP
Oct. 10	ST. COLLEGE OF MO.					L		5	10
Oct. 16	(2) at Mo. School of Mines					L		6	17
Oct. 17	at Drury				W			10	6
Oct. 30	at Texas					L		0	15
Oct. 31	at Texas A&M					L		0	6
Nov. 7	FORT SMITH (ARK.) HS				W			17	9
Nov. 21	OKLAHOMA				W			12	0



A.D. BROWN 2 SEASONS — 1904-05, 6-9-0

After a 4-3-0 record in its initial campaign under A.D. Brown, Arkansas managed just two wins in the second and final season of his tenure.

1904 • (4-3-0) • Captain: Jess Moore

DATE	OPPONENT	UA/OPP	RK	TV	W	L	T	UA	OPP
Oct. 15	DRURY					L		0	12
Oct. 22	FORT SCOTT (KAN.) HS				W			22	0
Nov. 4	at Dallas Medics					L		0	5
Nov. 5	at Baylor					L		6	17
Nov. 12	(3) FAIRMOUNT				W			12	6
Nov. 19	at Fort Smith (Ark.) HS				W			11	5
Nov. 26	(2) MISSOURI SCHOOL OF MINES				W			11	10

1905 • (2-6-0) • Captain: William Jett

DATE	OPPONENT	UA/OPP	RK	TV	W	L	T	UA	OPP
Oct. 7	KANSAS					L		0	6
Oct. 14	at Washington (Mo.)					L		0	6
Oct. 16	at Drury					L		0	12
Oct. 26	CHILCOCCO (KAN.)				W			6	0
Oct. 31	TEXAS					L		0	4
Nov. 12	TRANSYLVANIA					L		0	6
Nov. 17	(2) at Mo. School of Mines					L		0	16
Nov. 30	KANSAS CITY MEDICS				W			26	0

HISTORY: All-Time Results

RAZORBACK



F.C. LONGMAN 2 SEASONS — 1906-07, 5-8-3

F.C. Longman was the final faculty member to serve as the football program's volunteer coach. Though the Cardinals suffered five shutouts during his tenure, they also earned a shutout win at Tulane and began Arkansas' series with Tennessee during the 1907 season.

1906 • (2-4-2) • Captain: John S. Wood

DATE	OPPONENT	UA/OPP	RK	TV	W	L	T	UA	OPP
Sept. 29	CHIOCCO (KAN.)				L			0	6
Oct. 8	DRURY						T	0	0
Oct. 13	at Kansas				L			5	37
Oct. 30	TEXAS				L			0	11
Nov. 6	+SE MISSOURI ST.				W			12	0
Nov. 10	at Missouri				L			0	11
Nov. 24	at Tulane				W			22	0
Nov. 30	at LSU						T	6	6

1907 • (3-4-1) • Captain: Clinton Milford

DATE	OPPONENT	UA/OPP	RK	TV	W	L	T	UA	OPP
Oct. 5	(4) HASKELL INDIAN JC						T	0	0
Oct. 12	DRURY				W			23	0
Oct. 19	at Drury				W			17	6
Oct. 26	at Saint Louis				L			6	42
Nov. 2	TEXAS				L			6	26
Nov. 9	+LSU				L			12	17
Nov. 16	#vs. Tennessee				L			2	14
Nov. 23	(2) MISSOURI SCHOOL OF MINES				W			7	5



HUGO BEZDEK 5 SEASONS — 1908-12, 29-13-1

The first full-time, paid coach in Arkansas football history, Hugo Bezdek guided the Cardinals to a 5-4 campaign in his first season.

In 1909 he led UA to what is widely regarded as the program's breakthrough season — a 7-0-0 campaign during which Arkansas outscored its foes 186-18. Upon the team's return from a win over LSU in Memphis, Tenn., that season, Bezdek told students his team had played "like a wild band of razorback hogs." The students liked the nickname and officially adopted it prior to the 1910 season.

1908 • (5-4-0) • Captain: Willis Nelson

DATE	OPPONENT	UA/OPP	RK	TV	W	L	T	UA	OPP
Oct. 3	(4) HASKELL INDIAN JC				W			6	0
Oct. 10	OLE MISS				W			33	0
Oct. 17	at Saint Louis				L			0	24
Oct. 24	HENDERSON (ARK.) ST.				W			51	0
Oct. 31	at Oklahoma				L			5	27
Nov. 7	at Texas				L			0	21
Nov. 14	PITTSBURG (KAN.) ST.				W			42	12
Nov. 21	OUACHITA BAPTIST				W			73	0
Nov. 26	+LSU				L			4	36

1909 • (7-0-0) • Captain: Stanley Phillip

DATE	OPPONENT	UA/OPP	RK	TV	W	L	T	UA	OPP
Oct. 2	HENDERSON (ARK.) ST.				W			24	0
Oct. 16	at Drury				W			12	6
Oct. 23	(3) FAIRMOUNT				W			22	6
Oct. 30	OKLAHOMA				W			21	6
Nov. 13	#vs. LSU				W			16	0
Nov. 15	at Ouachita Baptist				W			55	0
Nov. 25	+WASHINGTON (MO.)				W			34	0

1910 • (7-1-0) • Captain: Steve Creekmore

DATE	OPPONENT	UA/OPP	RK	TV	W	L	T	UA	OPP
Oct. 1	DRURY				W			33	0
Oct. 9	HENDERSON (ARK.) ST.				W			63	0
Oct. 15	KANSAS STATE				L			0	5
Oct. 22	SOUTHWESTERN (TEX.)				W			13	12
Oct. 29	TEXAS A&M				W			5	0
Nov. 5	at Washington (Mo.)				W			50	0
Nov. 15	(2) MISSOURI SCHOOL OF MINES				W			6	2
Nov. 24	+LSU				W			51	0

1911 • (6-2-1) • Captain: Dan Estes

DATE	OPPONENT	UA/OPP	RK	TV	W	L	T	UA	OPP
Sept. 30	(5) FOURTH DIST. (MO.)				W			100	0
	NORMAL								
Oct. 7	DRURY				W			65	5
Oct. 14	HENDRIX				W			45	0
Oct. 21	at Texas				L			0	12
Oct. 28	at Southwestern (Texas)					T		0	0
Nov. 4	*(2) vs. Missouri School of Mines				W			44	3
Nov. 11	#at Kansas State				L			0	3
Nov. 18	at Washington (Mo.)				W			3	0
Nov. 23	+LSU				W			11	0

1912 • (4-6-0) • Captain: Percy Hinton

DATE	OPPONENT	UA/OPP	RK	TV	W	L	T	UA	OPP
Sept. 28	HENDERSON (ARK.) ST.				W			39	6
Oct. 5	HENDRIX				W			52	0
Oct. 12	(6) OKLAHOMA A&M				L			7	13
Oct. 18	#vs. Texas A&M				L			0	27
Oct. 19	at Baylor				L			0	7
Oct. 26	SOUTHWESTERN (TEX.)				W			25	0
Nov. 2	at Wisconsin				L			7	64
Nov. 9	+LSU				L			6	7
Nov. 16	at Washington (Mo.)				W			13	7
Nov. 21	at Texas				L			0	48

E.T. PICKERING 2 SEASONS — 1913-14, 11-7-0

After beginning his tenure 5-0 en route to a 7-2-0 debut season, E.T. Pickering's second and final season at the helm of the UA program is best known for a contest against Ole Miss that is still disputed nearly a century later. Arkansas claims a 1-0 forfeit victory due to the Rebels' use of an ineligible player; Ole Miss denies the allegation and claims a 13-7 win on the field. The dispute led to the suspension of the series until 1924.

1913 • (7-2-0) • Captain: Russell May

DATE	OPPONENT	UA/OPP	RK	TV	W	L	T	UA	OPP
Oct. 3	HENDERSON (ARK.) ST.				W			3	0
Oct. 11	HENDRIX				W			26	0
Oct. 18	(6) OKLAHOMA A&M				W			3	0
Oct. 25	BAYLOR				W			34	0
Nov. 1	*AUSTIN				W			26	7
Nov. 8	#vs. LSU				L			7	12
Nov. 15	+OLE MISS				L			10	21
Nov. 17	at Ouachita Baptist				W			14	3
Nov. 27	at Tulane				W			14	0

1914 • (4-5-0) • Captain: James Rudd

DATE	OPPONENT	UA/OPP	RK	TV	W	L	T	UA	OPP
Oct. 3	HENDRIX				W			13	7
Oct. 10	OUACHITA BAPTIST				L			9	15
Oct. 17	SAINT LOUIS				W			26	0
Oct. 24	(2) MISSOURI SCHOOL OF MINES				L			0	44
Oct. 31	(6) at Oklahoma A&M				L			0	46
Nov. 7	#vs. LSU				W			20	12
Nov. 14	+@ OLE MISS				W			1	0
Nov. 21	*at Oklahoma				L			7	35
Nov. 28	at Drury				L			7	28



T.T. MCCONNELL 2 SEASONS — 1915-16, 8-6-1

The beginning of T.T. McConnell's tenure as head coach at Arkansas coincided with the inaugural season of Southwest Conference football. After a 4-2-1 debut in 1915 and four consecutive wins to open the 1916 season, McConnell's tenure culminated with consecutive losses to LSU, Texas, Oklahoma and Mississippi A&M.

1915 • (4-2-1, 1-1-0 SWC — T3rd)

Captain: James Rudd

DATE	OPPONENT	UA/OPP	RK	TV	W	L	T	UA	OPP
Oct. 2	HENDRIX				W			41	0
Oct. 9	OUACHITA BAPTIST				W			13	9
Oct. 16	*+(6) OKLAHOMA A&M				W			14	9
Oct. 30	at Saint Louis						T	0	0
Nov. 6	#vs. LSU				L			7	13
Nov. 14	*OKLAHOMA				L			0	24
Nov. 20	(2) MISSOURI SCHOOL OF MINES				W			46	0

1916 • (4-4-0, 0-2 SWC — T5th)

Capt.: Chris Reichardt

DATE	OPPONENT	UA/OPP	RK	TV	W	L	T	UA	OPP
Sept. 30	PITTSBURG (KAN.) ST.				W			34	20
Oct. 7	HENDRIX				W			58	0
Oct. 14	(7) OKLAHOMA SCHOOL OF MINES				W			82	0
Oct. 21	(2) MISSOURI SCHOOL OF MINES				W			60	0
Nov. 4	+vs. LSU				L			7	17
Nov. 18	*at Texas				L			0	52
Nov. 23	*OKLAHOMA				L			13	14
Nov. 25	*(8) vs. Mississippi A&M				L			7	20

HISTORY: All-Time Results

FOOTBALL



NORMAN PAINE
2 SEASONS — 1917-18, 8-3-1

Only a loss at Texas in the season finale prevented Norman Paine from an undefeated record in his first season, which began with five-consecutive wins. His 1917 win over LSU was Arkansas' only victory against the Fighting Tigers in six games from 1915 to 1921. After playing the Sooners to a scoreless tie in 1917, Paine's 1918 team suffered the worst defeat in school history — a 103-0 loss at Oklahoma.

1917 • (5-1-1, 0-1-1 SWC — 6th)

Captain: Gene Davidson

DATE	OPPONENT	UA/OPP	RK	TV	W	L	T	UA	OPP
Oct. 6	CENTRAL MISSOURI ST.				W			34	0
Oct. 13	HENDRIX				W			19	0
Oct. 20	(2) MISSOURI SCHOOL OF MINES				W			32	0
Oct. 27	(1) HENRY KENDALL				W			19	7
Nov. 3	+vs. LSU				W			14	0
Nov. 10	*OKLAHOMA						T	0	0
Nov. 17	*at Texas					L		0	20

+ Shreveport, La.
* Southwest Conference game
Fort Smith, Ark.

1918 • (3-2-0, 0-1-0 SWC — T6th)

Captain: Paul Gold

DATE	OPPONENT	UA/OPP	RK	TV	W	L	T	UA	OPP
Sept. 28	CAMP PIKE				L			0	6
Oct. 5	(2) MISSOURI SCHOOL OF MINES				W			6	0
Oct. 19	*at Oklahoma					L		0	103
Oct. 26	(1) HENRY KENDALL				W			23	6
Nov. 2	at (5) Fourth Dist. (Mo.)				W			12	6

Normal
* Southwest Conference game



J.B. CRAIG
1 SEASON — 1919, 3-4-0

Although J.B. Craig's only season included a lopsided 63-7 loss to Henry Kendall, it concluded with a 7-6 win over Oklahoma in the Razorbacks' most recent home meeting with the Sooners. The win avenged the 103-0 loss at Norman, Okla., the year before.

1919 • (3-4-0, 1-2-0 SWC — 5th)

Captain: James Coleman

DATE	OPPONENT	UA/OPP	RK	TV	W	L	T	UA	OPP
Oct. 11	HENDRIX				W			7	0
Oct. 18	(2) MISSOURI SCHOOL OF MINES				W			20	0
Oct. 25	+vs. LSU					L		0	20
Nov. 1	(1) HENRY KENDALL					L		7	63
Nov. 8	*at Texas					L		7	35
Nov. 15	*OKLAHOMA				W			7	6
Nov. 22	*at Rice					L		7	40

+ Shreveport, La.



G.W. MCLAREN
2 SEASONS — 1920-21, 8-5-3

G.W. McLaren's Razorback teams yielded just 19 points in the six Southwest Conference games during his two-year tenure. His inaugural Arkansas team in 1920 shutout SWC foes SMU, Phillips and Rice en route to a 2-0-1 league mark. Because the SWC did not count ties toward winning percentage until 1925, the 1920 team is credited with a 1,000 league winning percentage but was not credited with a share of the league title won by Texas with a 5-0-0 conference mark.

1920 • (3-2-2, 2-0-1 SWC — T1st)

Captain: J. Tate McGill

DATE	OPPONENT	UA/OPP	RK	TV	W	L	T	UA	OPP
Oct. 9	HENDRIX						T	0	0
Oct. 16	TCU				L			2	19
Oct. 23	*at SMU				W			6	0
Oct. 30	(2) MISSOURI SCHOOL OF MINES				W			14	0
Nov. 6	+vs. LSU					L		0	3
Nov. 13	*at Phillips				W			20	0
Nov. 20	*at Rice						T	0	0

* Southwest Conference game
+ Shreveport, La.

1921 • (5-3-1, 2-1-0 SWC — 3rd)

Captain: Ben Winkleman

DATE	OPPONENT	UA/OPP	RK	TV	W	L	T	UA	OPP
Oct. 1	HENDRIX				W			28	0
Oct. 8	DRURY				W			40	0
Oct. 15	+vs. Ouachita Baptist				W			28	0
Oct. 22	* (6) at Oklahoma A&M					L		0	7
Oct. 29	*SMU				W			14	0
Nov. 5	+vs. LSU					L		7	10
Nov. 12	PHILLIPS						T	0	0
Nov. 19	*BAYLOR				W			13	12
Nov. 24	at TCU					L		14	19

+ Little Rock, Ark.
* Southwest Conference game
Fort Smith, Ark.
* Shreveport, La.



FRANCIS SCHMIDT
7 SEASONS — 1922-28, 42-20-3

Led by George Cole, Glen Rose and Wear Schoonover, Francis Schmidt's 1927 Razorback team won a then-school-record eight games. After guiding the Hogs to a 7-2 campaign in 1928, Schmidt left UA to take over the TCU program.

1922 • (5-4-0, 1-3-0 SWC — 6th)

Captain: Clarence Smith

DATE	OPPONENT	UA/OPP	RK	TV	W	L	T	UA	OPP
Sept. 30	HENDRIX				W			39	0
Oct. 7	DRURY				W			22	0
Oct. 14	+vs. Ouachita Baptist					L		7	13
Oct. 21	*at Baylor					L		13	60
Oct. 28	#vs. LSU				W			40	6
Nov. 4	@(1) TULSA				W			1	0
Nov. 11	*at Rice					L		7	31
Nov. 18	*SMU (HC)				W			9	0
Nov. 30	** (6) OKLAHOMA A&M					L		0	13

+ Little Rock, Ark.
* Southwest Conference game
Shreveport, La.
@ Arkansas victory by forfeit
* Fort Smith, Ark.

1923 • (6-2-1, 2-2-0 SWC — T4th)

Captain: Sam Coleman

DATE	OPPONENT	UA/OPP	RK	TV	W	L	T	UA	OPP
Sept. 29	(9) ARK. ST. TEACHERS				W			32	0
Oct. 6	DRURY				W			26	0
Oct. 13	*RICE				W			23	0
Oct. 20	*BAYLOR					L		0	14
Oct. 27	+vs. LSU				W			26	13
Nov. 3	OUACHITA BAPTIST (HC)						T	0	0
Nov. 10	*at SMU					L		6	13
Nov. 24	#vs. Phillips				W			32	0
Dec. 1	** (6) OKLAHOMA A&M				W			13	0

* Southwest Conference game
Shreveport, La.
Muskogee, Okla.
* Fort Smith, Ark.

1924 • (7-2-1, 1-2-1 SWC — 7th)

Captain: Yandell Rogers

DATE	OPPONENT	UA/OPP	RK	TV	W	L	T	UA	OPP
Sept. 27	(10) NORTHEASTERN (OKLA.) STATE				W			54	6
Oct. 4	(5) FOURTH DIST. (MO.)				W			47	0
Oct. 11	HENDRIX				W			34	3
Oct. 18	*at Baylor					L		0	13
Oct. 25	+OLE MISS				W			20	0
Nov. 1	#vs. LSU				W			10	7
Nov. 8	*SMU (HC)						T	14	14
Nov. 15	*PHILLIPS				W			28	6
Nov. 21	* (6) at Oklahoma A&M					L		0	20
Nov. 27	*TCU				W			20	0

* Southwest Conference game
+ Little Rock, Ark.
Shreveport, La.
* Fort Smith, Ark.

HISTORY: All-Time Results



The 1928 Arkansas Coaching Staff: Coach Francis Schmidt in the middle with assistant coach Fred Thomsen at right. Thomsen ended up as head coach of the Razorbacks in 1929.

RAZORBACK

HISTORY: All-Time Results

1925 • (4-4-1, 2-2-1 SWC – T4th)

Captain: Brad Scott

DATE	OPPONENT	UA/OPP	RK	TV	W	L	T	UA	OPP
Oct. 3	at Iowa							0	26
Oct. 26	OKLAHOMA BAPTIST				L			0	6
Oct. 17	*at Rice						L	9	13
Oct. 24	PHILLIPS				W			45	0
Oct. 31	*+vs. LSU				W			12	0
Nov. 7	*at SMU						T	0	0
Nov. 14	*at TCU						L	0	3
Nov. 21	*(6) OKLAHOMA A&M (HC)				W			9	7
Nov. 26	(1) at Tulsa				W			20	7

*Southwest Conference game
+Shreveport, La.

1926 • (5-5-0, 2-2-0 SWC – T3rd)

Captain: Herman Boozman

DATE	OPPONENT	UA/OPP	RK	TV	W	L	T	UA	OPP
Sept. 26	(9) ARK. ST. TEACHERS				W			60	0
Oct. 2	OLE MISS				W			21	6
Oct. 9	at Oklahoma					L		6	13
Oct. 16	+vs. Hendrix				W			14	7
Oct. 23	CENTENARY				W			33	6
Oct. 30	at Kansas State					L		7	16
Nov. 6	#vs. LSU					L		0	14
Nov. 12	*TCU (HC)					L		7	10
Nov. 19	(6) at Oklahoma A&M				W			24	2
Nov. 25	(1) at Tulsa					L		7	14

*Southwest Conference games
+Little Rock, Ark.
#Shreveport, Ark.

1927 • (8-1-0, 3-1-0 SWC – 3rd)

Captain: Eusell Coleman

DATE	OPPONENT	UA/OPP	RK	TV	W	L	T	UA	OPP
Oct. 1	COLLEGE OF THE OZARKS				W			32	0
Oct. 8	*BAYLOR				W			13	6
Oct. 15	*at Texas A&M					L		6	40
Oct. 22	(2) MISSOURI-ROLLA				W			34	0
Oct. 29	*#LSU				W			28	0
Nov. 5	*at TCU				W			10	3
Nov. 12	(6) OKLAHOMA A&M (HC)				W			33	20
Nov. 19	AUSTIN				W			42	0
Nov. 26	+vs. Hendrix				W			20	7

*Southwest Conference game
#Shreveport, La.
+Little Rock, Ark.

1928 • (7-2-0, 3-1-0 SWC – 2nd)

Captain: Alva Winters

DATE	OPPONENT	UA/OPP	RK	TV	W	L	T	UA	OPP
Sept. 29	at Ole Miss					L		0	25
Oct. 6	COLLEGE OF THE OZARKS				W			21	0
Oct. 13	*vs. Baylor				W			14	0
Oct. 27	*at Texas					L		7	20
Oct. 29	*TEXAS A&M (HC)				W			27	12
Nov. 3	+vs. LSU				W			7	0
Nov. 17	(2) MISSOURI-ROLLA				W			45	6
Nov. 24	OKLAHOMA BAPTIST				W			57	0
Nov. 29	(15) SOUTHWESTERN				W			73	0

*Southwest Conference game
+Shreveport, La.
#Texarkana, Ark.



FRED THOMSEN

13 SEASONS – 1929-41, 56-61-100

Still the second-longest-tenured head coach in Arkansas football history, Fred Thomsen was an offensive innovator who made the passing

game an integral part of the UA attack. He led the Hogs to what would have been their first Southwest Conference title in 1933 only to vacate the championship for using an ineligible player. All-SWC performances by Jack Robbins and Jim Benton helped the Hogs to the SWC crown in 1936 and a tie for 18th in the final Associated Press poll in its first year of existence.

1929 • (7-2-0, 3-2-0 SWC – 3rd)

Captain: Clarence Gels

DATE	OPPONENT	UA/OPP	RK	TV	W	L	T	UA	OPP
Sept. 28	COLLEGE OF THE OZARKS				W			37	0
Oct. 5	HENDERSON (ARK.) ST.				W			30	7
Oct. 12	*TEXAS					L		0	27
Oct. 19	*at Baylor					L		20	31
Oct. 26	*at Texas A&M				W			14	13
Nov. 2	*+LSU				W			32	0
Nov. 9	EAST CENTRAL OKLA.				W			52	7
Nov. 16	CENTENARY (HC)				W			13	2
Nov. 28	*(6) at Oklahoma A&M				W			32	6

*Southwest Conference game
+Shreveport, La.

1930 • (3-6-0, 2-2-0 SWC – T4th)

Captain: Milan Creighton

DATE	OPPONENT	UA/OPP	RK	TV	W	L	T	UA	OPP
Sept. 27	COLLEGE OF THE OZARKS				W			27	0
Oct. 4	(1) at Tulsa					L		6	26
Oct. 11	*at TCU					L		0	40
Oct. 18	*RICE (HC)				W			7	6
Oct. 25	*+TEXAS A&M				W			13	0
Nov. 1	#vs. LSU					L		12	27
Nov. 8	(6) OKLAHOMA A&M					L		0	26
Nov. 15	*BAYLOR					L		7	22
Nov. 27	at Centenary					L		6	7

*Southwest Conference game
+Little Rock, Ark.
#Shreveport, La.

1931 • (3-5-1, 0-4-0 SWC – 7th)

Captain: Earl Secret

DATE	OPPONENT	UA/OPP	RK	TV	W	L	T	UA	OPP
Sept. 26	COLLEGE OF THE OZARKS				W			13	6
Oct. 3	HENDRIX				W			19	0
Oct. 10	*SMU					L		6	42
Oct. 17	*at Baylor					L		7	19
Oct. 24	+vs. LSU					L		6	13
Oct. 31	*TCU (HC)					L		0	7
Nov. 3	at Chicago					T		13	13
Nov. 21	*at Rice					L		12	26
Nov. 26	at Centenary				W			6	0

*Southwest Conference game
+Shreveport, La.

1932 • (1-6-2, 1-4-0 SWC – 7th)

Captain: Judson Irwin

DATE	OPPONENT	UA/OPP	RK	TV	W	L	T	UA	OPP
Sept. 24	HENDRIX					T		0	0
Oct. 1	MISSOURI-ROLLA					L		19	20
Oct. 8	*at TCU					L		12	34
Oct. 15	*+BAYLOR				W			20	6
Oct. 22	#vs. LSU					L		0	14
Nov. 5	*RICE (HC)					L		7	13
Nov. 12	*at SMU					L		7	13
Nov. 18	*TEXAS					L		0	34
Nov. 26	at Centenary					T		0	0

*Southwest Conference game
+Little Rock, Ark.
#Shreveport, La.

1933 • (7-3-1, 4-1-0 SWC – 1st)

Captain: Lewis Johnson

DATE	OPPONENT	UA/OPP	RK	TV	W	L	T	UA	OPP
Sept. 23	COLLEGE OF THE OZARKS				W			40	0
Sept. 30	OKLAHOMA BAPTIST				W			42	7
Oct. 7	*TCU				W			13	0
Oct. 14	*+BAYLOR				W			19	7
Oct. 21	#at LSU					L		0	20
Oct. 28	*SMU (HC)				W			3	0
Nov. 11	*at Rice					L		6	7
Nov. 18	HENDRIX				W			63	0
Nov. 24	*at Texas				W			20	6
Nov. 30	(1) at Tulsa					L		0	7
Jan. 1	>vs. Centenary					T		7	7

*Southwest Conference game
+Little Rock, Ark.
#Shreveport, La.
> Dixie Classic (Dallas, Texas)
NOTE: No SWC champion recognized in 1933.

1934 • (4-4-2, 2-3-1 SWC – 5th)

Captain: W. R. Benton

DATE	OPPONENT	UA/OPP	RK	TV	W	L	T	UA	OPP
Sept. 29	COLLEGE OF THE OZARKS				W			13	0
Oct. 6	*at TCU				W			24	10
Oct. 13	*+BAYLOR				W			6	0
Oct. 20	#vs. LSU					L		0	16
Oct. 27	MISSOURI-ROLLA				W			20	0
Nov. 3	*at Texas A&M					T		7	7
Nov. 10	*RICE (HC)					L		0	7
Nov. 17	*at SMU					L		6	10
Nov. 23	*TEXAS					L		12	19
Nov. 29	(1) at Tulsa					T		7	7

*Southwest Conference game
+Little Rock, Ark.
#Shreveport, La.

1935 • (5-5-0, 2-4-0 SWC – 5th)

Captain: Choice Rucker

DATE	OPPONENT	UA/OPP	RK	TV	W	L	T	UA	OPP
Sept. 28	PITTSBURG (KAN.) ST.				W			12	0
Oct. 5	*TCU					L		7	13
Oct. 12	*at Baylor					L		6	13
Oct. 19	#vs. LSU					L		7	13
Oct. 26	COLLEGE OF THE OZARKS				W			51	6
Nov. 2	*+TEXAS A&M				W			14	7
Nov. 8	*at Rice					L		7	20
Nov. 16	*SMU (HC)					L		6	17
Nov. 22	*at Texas				W			28	13
Nov. 28	(1) at Tulsa					W		14	7

*Southwest Conference game
#Shreveport, La.
+Little Rock, Ark.

1936 • SWC CHAMPION

(7-3-0, 5-1-0 SWC – 1st)

T18th AP • Captain: Clifford Van Sickle

DATE	OPPONENT	UA/OPP	RK	TV	W	L	T	UA	OPP
Sept. 26	PITTSBURG (KAN.) ST.				W			53	0
Oct. 3	*at TCU					L		14	18
Oct. 10	*BAYLOR				W			14	10
Oct. 16	at George Washington					L		6	13
Oct. 24	#vs. LSU	NR/13				L		7	19
Oct. 31	*at Texas A&M				W			18	0
Nov. 7	*RICE (HC)				W			20	14
Nov. 14	*at SMU	NR/19			W			17	0
Nov. 26	(1) at Tulsa				W			23	13
Dec. 3	*+TEXAS	18/NR			W			6	0

*Southwest Conference game
#Shreveport, La.
+Little Rock, Ark.

1937 • (6-2-2, 3-2-1 SWC – 3rd) • T14th AP

Captains: Jack Robbins, Jim Benton

FOOTBALL

1938 • (2-7-1, 1-5-0 SWC – 7th)

Captain: Lloyd Woodell

DATE	OPPONENT	UA/OPP	RK	TV	W	L	T	UA	OPP
Sept. 24	(6) OKLAHOMA A&M				W			27	7
Oct. 1	*at TCU				L			14	21
Oct. 8	*BAYLOR				L			6	9
Oct. 15	*+TEXAS				W			42	6
Oct. 22	at Santa Clara	NR/6			L			6	21
Oct. 29	*at Texas A&M				L			7	13
Nov. 5	*RICE (HC)				L			0	3
Nov. 12	*at SMU				L			6	19
Nov. 16	#Ole Miss				L			14	20
Nov. 24	(1) at Tulsa				T			6	6

*Southwest Conference game
+Little Rock, Ark.
#Memphis, Tenn.

1939 • (4-5-1, 2-3-1 SWC – 5th)

Captains: Kay Eakin, Ray Cole

DATE	OPPONENT	UA/OPP	RK	TV	W	L	T	UA	OPP
Sept. 23	(6) OKLAHOMA A&M				W			32	6
Sept. 30	#(8) vs. Mississippi State				L			0	19
Oct. 7	*TCU				W			14	13
Oct. 14	*at Baylor				L			7	19
Oct. 21	*at Texas				L			13	14
Oct. 28	at Villanova				L			0	7
Nov. 4	*TEXAS A&M (HC)	NR/5			L			0	27
Nov. 11	*at Rice				T			12	0
Nov. 17	*+SMU	NR/17			W			14	0
Nov. 30	(1) at Tulsa				W			23	0

#Memphis, Tenn.
*Southwest Conference game
+Little Rock, Ark.

1940 • (4-6-0, 1-5-0 SWC – 6th)

Captains: A.J. Yates, Howard Hickey

DATE	OPPONENT	UA/OPP	RK	TV	W	L	T	UA	OPP
Sept. 28	E. CENT. (OKLA.) ST.				W			38	0
Oct. 5	*at TCU				L			0	20
Oct. 12	*BAYLOR				W			12	6
Oct. 19	*+TEXAS	NR/14			L			0	21
Oct. 26	#vs. Ole Miss				W			21	20
Nov. 2	*at Texas A&M	NR/5			L			0	17
Nov. 9	*RICE (HC)				L			7	14
Nov. 16	*at SMU	NR/20			L			0	28
Nov. 21	at Fordham	NR/15			L			7	27
Nov. 28	(1) at Tulsa				W			27	21

*Southwest Conference game
+Little Rock, Ark.
#Memphis, Tenn.

1941 • (3-7-0, 0-6-0 SWC – 7th)

Captain: Daryl Cato

DATE	OPPONENT	UA/OPP	RK	TV	W	L	T	UA	OPP
Sept. 27	E. CENTRAL (OKLA.) ST.				W			56	0
Oct. 4	*TCU				L			0	9
Oct. 11	*at Baylor				L			7	20
Oct. 18	*at Texas	NR/2			L			14	48
Oct. 24	at Detroit				W			9	6
Nov. 1	*+TEXAS A&M	NR/5			L			0	7
Nov. 8	*at Rice				L			12	21
Nov. 15	*SMU (HC)				L			7	14
Nov. 22	#vs. Ole Miss				L			0	18
Nov. 27	(1) at Tulsa				W			13	6

*Southwest Conference game
+Little Rock, Ark.
#Memphis, Tenn.



GEORGE COLE 1 SEASON – 1942, 3-7-0

The first of just two Arkansas graduates to serve as head football coach at his alma mater, George Cole went on to serve as

athletic director at the school from 1970 to 1972. An All-Southwest Conference quarterback and a shortstop on the UA baseball team during his collegiate career, Cole began his administrative career as a line coach for the Razorbacks in 1936 and served as assistant athletic director under John Barnhill. Arkansas' baseball facility, Baum Stadium at George Cole Field, bears his name.

1942 • (3-7-0, 0-6-0 SWC – 7th)

Captains: Clayton Wynne, Robert Forte

DATE	OPPONENT	UA/OPP	RK	TV	W	L	T	UA	OPP
Sept. 26	(3) WICHITA				W			27	0
Oct. 3	*at TCU				L			6	13
Oct. 10	*BAYLOR				L			7	20
Oct. 17	*+TEXAS	NR/20			L			6	47
Oct. 24	#vs. Ole Miss				W			7	6
Oct. 31	*at Texas A&M				L			0	41
Nov. 7	*RICE (HC)				L			9	40
Nov. 14	*at SMU				L			6	14
Nov. 21	at Detroit				W			14	7
Nov. 26	(1) at Tulsa	NR/6			L			7	40

*Southwest Conference game
+Little Rock, Ark.
#Memphis, Tenn.



JOHN TOMLIN 1 SEASON – 1943, 2-7-0

The Razorbacks managed just two wins and tied for fifth place in the Southwest Conference in their only season under John Tomlin. His brief

tenure ended with one of the most lopsided losses in UA history, a 61-0 loss at Tulsa.

1943 • (2-7-0, 1-4-0 SWC – T5th)

Captains: Lamar Dingler, Ben Jones

DATE	OPPONENT	UA/OPP	RK	TV	W	L	T	UA	OPP
Sept. 25	(2) MISSOURI SCHOOL OF MINES				W			59	0
Oct. 2	*+TCU				L			0	13
Oct. 9	MONTICELLO NAVY				L			12	20
Oct. 16	*at Texas				L			0	34
Oct. 30	*TEXAS A&M (HC)	NR/19			L			0	13
Nov. 6	*at Rice				L			7	20
Nov. 13	*at SMU				W			14	12
Nov. 19	*(6) OKLAHOMA A&M				L			13	19
Nov. 25	(1) at Tulsa	NR/20			L			0	61

*Southwest Conference game
+Little Rock, Ark.
#San Antonio, Texas
*Fort Smith, Ark.



GLEN ROSE 2 SEASONS – 1944-45, 8-12-1

While guiding the Razorback football program through the final years of the World War II era, Glen Rose recorded back-to-back wins over Ole

Miss and directed the Hogs in their most recent game against an in-state opponent — a 41-0 win over Arkansas State in the 1944 season finale.

1944 • (5-5-1, 2-2-1 SWC – 3rd)

Captains: Lamar Dingler, James Young

DATE	OPPONENT	UA/OPP	RK	TV	W	L	T	UA	OPP
Sept. 23	*at Missouri				W			7	6
Sept. 29	*(6) at Oklahoma A&M				L			0	19
Oct. 7	*at TCU				T			6	6
Oct. 14	NORMAN NAVY				L			7	27
Oct. 21	*+TEXAS				L			0	19
Oct. 28	&vs. Ole Miss				W			26	18
Nov. 4	*at Texas A&M				W			7	6
Nov. 11	*RICE (HC)				W			12	7
Nov. 18	*at SMU				L			12	20
Nov. 23	at Tulsa				L			2	33
Dec. 2	ARKANSAS STATE				W			41	0

*St. Louis, Mo.
*Oklahoma City, Okla.
*Southwest Conference game
+Little Rock, Ark.
&Memphis, Tenn.

1945 • (3-7-0, 1-5-0 SWC – 7th)

Captains: Earl Wheeler, Henry Ford

DATE	OPPONENT	UA/OPP	RK	TV	W	L	T	UA	OPP
Sept. 22	*at Barksdale Field				W			12	6
Sept. 29	(6) OKLAHOMA A&M				L			14	19
Oct. 6	*TCU				W			27	14
Oct. 13	*at Baylor				L			13	23
Oct. 20	*TEXAS	NR/10			L			7	34
Oct. 27	> vs. Ole Miss				W			19	0
Nov. 3	*TEXAS A&M (HC)				L			0	34
Nov. 10	*at Rice				L			7	26
Nov. 17	*at SMU				L			0	21
Nov. 23	(1) at Tulsa	NR/17			L			13	45

+Shreveport, La.
*Southwest Conference game
#Little Rock, Ark.
> Memphis, Tenn.

HISTORY: All-Time Results

RAZORBACK



JOHN BARNHILL
4 SEASONS — 1946-49, 22-17-3

Widely credited with uniting the state of Arkansas behind the Razorback program, John Barnhill led UA to a share of the Southwest Conference title and its first Cotton Bowl berth in the first of his four seasons before retiring from coaching to focus on his duties as athletic director. His coaching tenure included the debut of War Memorial Stadium in Little Rock, Ark., the Hogs' second and third bowl appearances and the recruitment of 1948 All-American and Olympic silver medal winner Clyde Scott.

1946 • SWC CO-CHAMPION
(6-3-2, 5-1-0 SWC — T1st)

16th AP Captain: Joyce Pipkin

DATE	OPPONENT	UA/OPP	RK	TV	W	L	T	UA	OPP
Sept. 21	N'WESTERN (LA.) ST.				W			21	14
Sept. 28	(6) at Oklahoma A&M						T	21	21
Oct. 5	*at TCU				W			34	14
Oct. 12	*BAYLOR	18/NR			W			13	0
Oct. 19	*at Texas	14/3				L		0	20
Oct. 26	*vs. Ole Miss				L			7	9
Nov. 2	*at Texas A&M				W			7	0
Nov. 9	*#RICE	NR/5			W			7	0
Nov. 16	*SMU (HC)	17/NR			W			13	0
Nov. 28	(1) at Tulsa	10/NR				L		13	14
Jan. 1	> vs. LSU	16/8					T	0	0

*Southwest Conference game
+ Memphis, Tenn.
#Little Rock, Ark.
> 1947 Cotton Bowl (Dallas, Texas)

1947 • (6-4-1, 1-4-1 SWC — T5th)

Captain: James Minor

DATE	OPPONENT	UA/OPP	RK	TV	W	L	T	UA	OPP
Sept. 20	N'WESTERN (LA.) ST.				W			64	0
Sept. 27	+(1) NORTH TEXAS ST.				W			12	0
Oct. 4	*TCU				W			6	0
Oct. 11	*at Baylor					L		9	17
Oct. 18	*#vs. Texas	NR/3				L		6	21
Oct. 25	*vs. Ole Miss				W			19	14
Nov. 1	*TEXAS A&M (HC)						T	21	21
Nov. 8	*at Rice				L			0	26
Nov. 15	*at SMU	NR/4			L			6	14
Nov. 27	(1) at Tulsa				W			27	13
Jan. 1	> vs. William & Mary	NR/14			W			21	19

+ Little Rock, Ark.
*Southwest Conference game
#Memphis, Tenn.
> 1948 Dixie Bowl (Birmingham, Ala.)

1948 • (5-5-0, 2-4-0 SWC — 5th)

Captain: Clyde Scott

DATE	OPPONENT	UA/OPP	RK	TV	W	L	T	UA	OPP
Sept. 18	+ ABELINE CHRISTIAN				W			40	6
Sept. 25	EAST TEXAS STATE				W			46	7
Oct. 2	*at TCU		NA-R		W			27	14
Oct. 9	*BAYLOR	13/NR				L		7	23
Oct. 16	*at Texas					L		6	14
Oct. 30	*at Texas A&M				W			28	6
Nov. 6	*#RICE					L		6	25
Nov. 13	*SMU (HC)	NR/7				L		12	14
Nov. 20	+(1) TULSA				W			55	18
Nov. 27	+ WILLIAM & MARY	NR/20			L			0	19

+ Little Rock, Ark.
*Southwest Conference game

1949 • (5-5-0, 2-4-0 SWC — 6th)

Captain: Alvin Duke

DATE	OPPONENT	UA/OPP	RK	TV	W	L	T	UA	OPP
Sept. 24	+(1) NORTH TEXAS ST.				W			33	19
Oct. 1	*TCU				W			27	7
Oct. 8	*at Baylor					L		13	35
Oct. 15	*+ TEXAS	NR/16				L		14	27
Oct. 22	at Vanderbilt				W			7	6
Oct. 29	*TEXAS A&M (HC)				W			27	6
Nov. 5	*at Rice	NR/8				L		0	14
Nov. 12	*at SMU	NR/12				L		6	34
Nov. 19	+ WILLIAM & MARY					L		0	20
Nov. 26	(1) TULSA				W			40	7

+ Little Rock, Ark.
*Southwest Conference game



OTIS DOUGLAS
3 SEASONS — 1950-52, 9-21-0

Despite personnel that included future NFL stars Fred Williams, Dave "Hawg" Hanner, Pat Summerall, Lamar McHan, Floyd Sagely and Lewis Carpenter, the Razorbacks managed just nine wins during Douglas' three-year tenure. The highlight of his stay was a 16-14 win over Texas in 1951 — the Razorbacks' first win over the Longhorns in Fayetteville.

1950 • (2-8-0, 1-5-0 SWC — 7th)

Captain: George Eckert

DATE	OPPONENT	UA/OPP	RK	TV	W	L	T	UA	OPP
Sept. 23	+(6) OKLAHOMA A&M					L		7	12
Sept. 30	(11) NORTH TEXAS ST.				W			50	6
Oct. 7	*at TCU					L		6	13
Oct. 14	*BAYLOR				W			27	6
Oct. 21	*at Texas	NR/7				L		14	19
Oct. 28	+ VANDERBILT				L			13	14
Nov. 4	*at Texas A&M				L			13	42
Nov. 11	*RICE (HC)				L			6	9
Nov. 18	*+ SMU	NR/14				L		7	14
Nov. 23	(1) at Tulsa				L			13	28

+ Little Rock, Ark.
*Southwest Conference game

1951 • (5-5-0, 2-4-0 SWC — 6th)

Captains: Dave Hanner, Pat Summerall

DATE	OPPONENT	UA/OPP	RK	TV	W	L	T	UA	OPP
Sept. 22	(6) at Oklahoma A&M				W			42	7
Sept. 29	ARIZONA STATE				W			30	13
Oct. 6	*+ TCU					L		7	17
Oct. 13	*at Baylor	NR/12				L		7	9
Oct. 20	*TEXAS	NR/4			W			16	14
Oct. 27	+ SANTA CLARA	19/NR			L			12	21
Nov. 3	*TEXAS A&M (HC)	NR/18			W			33	21
Nov. 10	*at Rice	20/NR			L			0	6
Nov. 17	*at SMU					L		7	47
Nov. 24	+(1) TULSA				W			24	7

*Southwest Conference game
+ Little Rock, Ark.

1952 • (2-8-0, 1-5-0 SWC — 7th)

Captains: Dean Pryor, Buddy Sutton

DATE	OPPONENT	UA/OPP	RK	TV	W	L	T	UA	OPP
Sept. 20	+(6) OKLAHOMA A&M				W			22	20
Sept. 27	HOUSTON					L		7	17
Oct. 4	*at TCU					L		7	13
Oct. 11	*+ BAYLOR				W			20	17
Oct. 18	*at Texas					L		7	44
Oct. 25	+ OLE MISS				L			7	34
Nov. 1	*at Texas A&M				L			12	31
Nov. 8	*RICE				L			33	35
Nov. 15	*SMU (HC)				L			17	27
Nov. 22	(1) at Tulsa				L			34	44

+ Little Rock, Ark.
*Southwest Conference game



BOWDEN WYATT
2 SEASONS — 1953-54, 11-10-0

After an inauspicious 3-7-0 mark in his initial campaign, Bowden Wyatt led the "25 Little Pigs" to Arkansas' second Southwest Conference title in 1954. That season also saw the Hogs earn their first win at Texas in 17 years, followed the next week by a 6-0 upset of Ole Miss on a 66-yard touchdown pass from Bob Benson to Preston Carpenter known to Razorback fans as the "Powder River Play." Wyatt left after the 1954 season to coach Tennessee, his alma mater.

1953 • (3-7-0, 2-4-0 SWC — 5th)

Captains: Jim Speering, Ralph Trillet

DATE	OPPONENT	UA/OPP	RK	TV	W	L	T	UA	OPP
Sept. 26	+(6) OKLAHOMA A&M					L		6	7
Oct. 3	*TCU					W		13	6
Oct. 10	*at Baylor	NR/9				L		7	14
Oct. 17	*TEXAS (HC)					L		7	16
Oct. 24	*vs. Ole Miss	ABC-N				L		0	28
Oct. 31	*+ TEXAS A&M				W			41	14
Nov. 7	*at Rice					L		0	47
Nov. 14	*at SMU					L		7	13
Nov. 21	+ LSU					L		8	9
Nov. 28	(1) TULSA				W			27	7

+ Little Rock, Ark.
*Southwest Conference game
#Memphis, Tenn.

1954 • SWC CHAMPION

(8-3-0, 5-1-0 SWC — 1st)

10th AP/8th UPI •

Captains: Bobby Proctor, Jim Roth

DATE	OPPONENT	UA/OPP	RK	TV	W	L	T	UA	OPP
Sept. 25	(1) TULSA				W			41	0
Oct. 2	*at TCU				W			20	13
Oct. 9	*BAYLOR				W			21	20
Oct. 16	*at Texas	12/NR			W			20	7
Oct. 23	+ OLE MISS	7/5			W			6	0
Oct. 30	*at Texas A&M	4/NR			W			14	7
Nov. 6	*+ RICE	4/15			W			28	15
Nov. 13	*SMU (HC)	4/19				L		14	21
Nov. 20	*vs. LSU	9/NR				L		6	7
Nov. 27	at Houston	13/NR			W			19	0
Jan. 1	> vs. Georgia Tech	10/NR	NBC-N			L		6	14

*Southwest Conference game
+ Little Rock, Ark.
#Shreveport, La.
> 1955 Cotton Bowl (Dallas, Texas)



JACK MITCHELL
3 SEASONS — 1955-57, 17-12-1

Jack Mitchell led Arkansas to three winning seasons and consecutive wins over Texas in 1955 and 1956 and consecutive wins over unbeaten Ole Miss teams in 1956 and 1957 before leaving UA for Kansas following the 1957 season.

1955 • (5-4-1, 3-2-1 SWC — 4th)

Captains: Preston Carpenter, Henry Moore

DATE	OPPONENT	UA/OPP	RK	TV	W	L	T	UA	OPP
Sept. 17	(1) TULSA				W			21	6
Sept. 24	+(6) OKLA. A&M	17/NR			W			21	0
Oct. 1	*TCU	NR/10				L		0	26
Oct. 8	*at Baylor					L		20	25
Oct. 15	*+ TEXAS				W			27	20
Oct. 22	at Ole Miss					L		7	17
Oct. 29	*TEXAS A&M (HC)	NR/11				T		7	7
Nov. 5	*at Rice		NA-R		W			10	0
Nov. 12	*at SMU		NA-R		W			6	0
Nov. 19	+ LSU					L		7	13

+ Little Rock, Ark.
*Southwest Conference game

1956 • (6-4-0, 3-3-0 SWC — 4th)

Captains: Neil Martin, Ted Souter

DATE	OPPONENT	UA/OPP	RK	TV	W	L	T	UA	OPP
Sept. 22	HARDIN-SIMMONS				W			21	6
Sept. 29	+(6) OKLAHOMA A&M				W				

FOOTBALL

1957 • (6-4-0, 2-4-0 SWC – T5th)

Captains: Jay Donathan, Gerald Nesbit,

George Walker

DATE	OPPONENT	UA/OPP	RK	TV	W	L	T	UA	OPP
Sept. 21	+(6) OKLAHOMA STATE				W			12	0
Sept. 28	(1) TULSA				W			41	14
Oct. 5	*+TCU	NR/18			W			20	7
Oct. 12	*at Baylor	11/NR			W			20	17
Oct. 19	*TEXAS	10/NR				L		0	17
Oct. 26	#vs. Ole Miss	NR/6			W			12	6
Nov. 2	*TEXAS A&M (HC)	11/1				L		6	7
Nov. 9	*at Rice	12/NR	NA-R			L		7	13
Nov. 16	*at SMU					L		22	27
Nov. 23	*+TEXAS TECH				W			47	26

+ Little Rock, Ark.

*Southwest Conference game

#Memphis, Tenn.



FRANK BROYLES

19 SEASONS – 1958-76, 144-58-5

Frank Broyles' arrival at Arkansas prior to the 1958 season marked the beginning of a relationship

between Broyles and the institution he served as athletic director from 1973-2007. With 144 wins in 19 seasons, Broyles ranks as the winningest and longest-tenured head football coach in UA history. His 1964 team went 11-0-0 to earn the school's only national championship and No. 1 final ranking by the Football Writers Association of America. He led the Razorbacks to 10 bowl appearances, including nine New Year's Day Bowls.

1958 • (4-6-0, 2-4-0 SWC – T5th)

Captains: Richard Bell, Billy Micheal

DATE	OPPONENT	UA/OPP	RK	TV	W	L	T	UA	OPP
Sept. 20	*+BAYLOR					L		0	12
Sept. 27	(1) TULSA					L		14	27
Oct. 4	*at TCU					L		7	12
Oct. 11	*RICE					L		0	24
Oct. 18	*TEXAS	NR/7				L		6	24
Oct. 25	+OLE MISS	NR/6				L		12	14
Nov. 1	*at Texas A&M				W			21	8
Nov. 8	+HARDIN-SIMMONS				W			60	15
Nov. 15	*SMU (HC)	NR/15			W			13	6
Nov. 22	*at Texas Tech				W			14	8

*Southwest Conference game

+ Little Rock, Ark.

1959 • SWC CO-CHAMPION

(9-2-0, 5-1-0 SWC – T1st)

9th AP/9th UPI • Captains: Billy Luplow, James Mon-

roe, Barry Switzer

DATE	OPPONENT	UA/OPP	RK	TV	W	L	T	UA	OPP
Sept. 19	(1) TULSA				W			28	0
Sept. 26	+(6) OKLAHOMA STATE				W			13	7
Oct. 3	*TCU				W			3	0
Oct. 10	*at Baylor	19/NR			W			23	7
Oct. 17	*+TEXAS	12/3				L		12	13
Oct. 24	#vs. Ole Miss	10/4				L		0	28
Oct. 31	*TEXAS A&M (HC)	17/NR	NA-R		W			12	7
Nov. 7	*at Rice	16/NR			W			14	10
Nov. 14	*at SMU	20/NR	NA-R		W			17	14
Nov. 21	*+TEXAS TECH	13/NR			W			27	8
Jan. 1	>vs. Georgia Tech	9/NR	NA-N		W			14	7

+ Little Rock, Ark.

*Southwest Conference game

#Memphis, Tenn.

> 1960 Gator Bowl (Jacksonville, Fla.)

1960 • SWC CHAMPION

(8-3-0, 6-1-0 SWC – 1st)

7th AP/7th UPI

Captains: Steve Butler, Wayne Harris

DATE	OPPONENT	UA/OPP	RK	TV	W	L	T	UA	OPP
Sept. 17	+(6) OKLA. STATE	19/NR			W			9	0
Sept. 24	(1) TULSA				W			48	7
Oct. 1	*at TCU	14/NR			W			7	0
Oct. 8	*BAYLOR	20/3				L		14	28
Oct. 15	*at Texas	NR/11	ABC-R		W			24	23
Oct. 22	+OLE MISS	14/2				L		7	10
Oct. 29	*at Texas A&M	12/NR			W			7	3
Nov. 5	*+RICE	16/10			W			3	0
Nov. 12	*SMU (HC)	9/NR			W			26	3
Nov. 19	*at Texas Tech	7/NR			W			34	6
Jan. 1	#vs. Duke	7/10	CBS-N			L		6	7

+ Little Rock, Ark.

*Southwest Conference game

#1961 Cotton Bowl (Dallas, Texas)

1961 • SWC CO-CHAMPION

(8-3-0, 6-1-0 SWC – T1st)

9th AP/8th UPI

Captains: John Childress, Harold Horton, George

McKinney

DATE	OPPONENT	UA/OPP	RK	TV	W	L	T	UA	OPP
Sept. 23	#at Ole Miss	12/9	ABC-N			L		0	16
Sept. 30	(1) TULSA				W			6	0
Oct. 7	*+TCU	NR/18			W			28	3
Oct. 14	*at Baylor	20/9			W			23	13
Oct. 21	*TEXAS	10/3				L		7	33
Oct. 28	+N'WESTERN (LA.) ST.				W			42	7
Nov. 4	*TEXAS A&M (HC)	22/NR			W			15	8
Nov. 11	*at Rice	18/NR			W			10	0
Nov. 18	*at SMU	14/NR			W			21	7
Nov. 25	*+TEXAS TECH	9/NR			W			28	0
Jan. 1	>vs. Alabama	9/1	NA-N			L		3	10

#Jackson, Miss.

*Southwest Conference game

+ Little Rock, Ark.

> 1962 Sugar Bowl (New Orleans, La.)

1962 • (9-2-0, 6-1-0 SWC – 2nd)

6th AP/6th UPI

Captains: Billy Moore, Ray Trail

DATE	OPPONENT	UA/OPP	RK	TV	W	L	T	UA	OPP
Sept. 22	+(6) OKLA. STATE	15/NR			W			34	7
Sept. 29	(1) TULSA	11/NR			W			42	14
Oct. 6	*at TCU	15/NR			W			42	14
Oct. 13	*BAYLOR	8/NR			W			28	21
Oct. 20	*at Texas	7/1				L		3	7
Oct. 27	+HARDIN-SIMMONS	9/NR			W			49	7
Nov. 3	*at Texas A&M	8/NR			W			17	7
Nov. 10	*RICE (HC)	6/NR			W			28	14
Nov. 17	*+SMU	7/NR			W			9	7
Nov. 24	*at Texas Tech	7/NR			W			34	0
Jan. 1	#vs. Ole Miss	6/3	NBC-N			L		13	17

+ Little Rock, Ark.

*Southwest Conference game

#1963 Sugar Bowl (New Orleans, La.)

1963 • (5-5-0, 3-4-0 SWC – 4th)

Captains: Jim Grizzle, Mike Parker

DATE	OPPONENT	UA/OPP	RK	TV	W	L	T	UA	OPP
Sept. 21	+(6) OKLA. STATE	8/NR			W			21	0
Sept. 28	+MISSOURI	8/NR				L		6	7
Oct. 5	*TCU	12/25			W			18	3
Oct. 12	*at Baylor	12/NR				L		10	14
Oct. 19	*+TEXAS	12/1				L		13	17
Oct. 26	(1) TULSA	11/NR			W			56	7
Nov. 2	*+TEXAS A&M	11/NR			W			21	7
Nov. 9	*at Rice		NA-R			L		0	7
Nov. 16	*at SMU					L		7	14
Nov. 23	*TEXAS TECH (HC)				W			27	20

+ Little Rock, Ark.

*Southwest Conference game

1964 • NATIONAL CHAMPION

SWC CHAMPION

(11-0-0, 7-0-0 SWC – 1st)

1st FWAA/2nd AP/2nd UPI

Captains: seniors

DATE	OPPONENT	UA/OPP	RK	TV	W	L	T	UA	OPP
Sept. 19	+(6) OKLA. STATE	11/NR			W			14	10
Sept. 26	(1) TULSA	11/NR	NA-R		W			31	22
Oct. 3	*at TCU	11/NR			W			29	6
Oct. 10	*+BAYLOR	9/NR			W			17	6
Oct. 17	*at Texas	8/1			W			14	13
Oct. 24	+(3) WICHITA ST.	4/NR			W			17	0
Oct. 31	*at Texas A&M	4/NR			W			17	0
Nov. 7	*RICE	4/NR			W			21	0
Nov. 14	*SMU (HC)	3/NR			W			44	0
Nov. 21	*at Texas Tech	3/NR			W			17	0
Jan. 1	>vs. Nebraska	2/6	CBS-N		W			10	7

+ Little Rock, Ark.

*Southwest Conference game

> 1965 Cotton Bowl (Dallas, Texas)

1965 • SWC CHAMPION

(10-1-0, 7-0-0 SWC – 1st)

3rd AP/2nd UPI • Captains: seniors

DATE	OPPONENT	UA/OPP	RK	TV	W	L	T	UA	OPP
Sept. 18	+(6) OKLA. STATE	6/NR			W			28	14
Sept. 25	(1) TULSA	5/NR			W			20	12
Oct. 2	*+TCU	4/NR			W			28	0
Oct. 9	*at Baylor	3/NR			W			38	7
Oct. 16	*TEXAS	3/1	NBC-N		W			27	24
Oct. 23	+(11) N. TEXAS ST.	1/NR			W			55	20
Oct. 30	*+TEXAS A&M	2/NR			W			31	0
Nov. 6	*at Rice	2/NR			W			31	0
Nov. 13	*at SMU	2/NR			W			24	3
Nov. 20	*TEXAS TECH (HC)	2/9	NA-R		W			42	24
Jan. 1	>vs. LSU	2/15	CBS-N			L		7	14

+ Little Rock, Ark.

*Southwest Conference game

> 1966 Cotton Bowl (Dallas, Texas)

1966 • (8-2-0, 5-2-0 SWC – T2nd)

13th UPI

Captains: seniors

DATE	OPPONENT	UA/OPP	RK	TV	W	L	T	UA	OPP
Sept. 17	+(6) OKLA. STATE	5/NR			W			14	10
Sept. 24	(1) TULSA	6/NR			W			27	8
Oct. 1	*at TCU	7/NR			W			21	0
Oct.									

RAZORBACK

HISTORY: All-Time Results

1968 • SWC CO-CHAMPION

(10-1-0, 6-1-0 SWC - T1st)

6th AP/9th UPI • Captains: Gary Adams, Jim Barnes

DATE	OPPONENT	UA/OPP RK	TV	W	L	T	UA	OPP
Sept. 21	+(6) OKLA. STATE			W			32	15
Sept. 28	(1) TULSA			W			56	13
Oct. 5	*at TCU	20/NR		W			17	7
Oct. 12	*BAYLOR	14/NR		W			35	19
Oct. 19	*at Texas	9/17			L		29	39
Oct. 26	+N. TEXAS ST.	16/NR		W			17	15
Nov. 2	*at Texas A&M	17/NR		W			25	22
Nov. 9	*RICE (HC)	14/NR		W			46	21
Nov. 16	*+SMU	10/NR	NA-R	W			35	29
Nov. 23	*at Texas Tech	9/NR		W			42	7
Jan. 1	> vs. Georgia	9/4	NBC-N	W			16	2

+Little Rock, Ark.
*Southwest Conference game
> 1969 Sugar Bowl (New Orleans, La.)

1969 • (9-2-0, 6-1-0 SWC - 2nd)

7th AP/3rd UPI

Captains: Rodney Brand, Bruce Maxwell, Cliff Powell,

Terry Stewart

DATE	OPPONENT	UA/OPP RK	TV	W	L	T	UA	OPP
Sept. 20	+(6) OKLA. STATE	2/NR		W			39	0
Sept. 27	(1) TULSA	3/NR		W			55	0
Oct. 4	*+TCU	3/NR		W			24	6
Oct. 11	*at Baylor	3/NR		W			21	7
Oct. 25	+(3) WICHITA ST.	4/NR		W			52	14
Nov. 1	*TEXAS A&M (HC)	4/NR	ABC-R	W			35	13
Nov. 8	*at Rice	4/NR		W			30	6
Nov. 15	*at SMU	4/NR		W			28	15
Nov. 27	*+TEXAS TECH	2/NR	NA-N	W			33	0
Dec. 6	*TEXAS	2/1	ABC-N	L			14	15
Jan. 1	> vs. Ole Miss	3/13	ABC-N	L			22	27

+Little Rock, Ark.
*Southwest Conference game
> 1970 Sugar Bowl (New Orleans, La.)

1970 • (9-2-0, 6-1-0 SWC - 2nd) • 11th AP/12th UPI

Captains: Bill Burnett, Bill Montgomery, Dick Bumpas,

Mike Boschetti

DATE	OPPONENT	UA/OPP RK	TV	W	L	T	UA	OPP
Sept. 12	+STANFORD	4/10	NA-N		L		28	34
Sept. 19	+(6) OKLA. STATE	11/NR		W			23	7
Sept. 26	(1) TULSA	12/NR		W			26	7
Oct. 3	*at TCU	11/NR		W			49	14
Oct. 10	*+BAYLOR	10/NR		W			41	7
Oct. 24	+(3) WICHITA ST.	9/NR		W			62	0
Oct. 31	*at Texas A&M	8/NR		W			45	6
Nov. 7	*RICE	7/NR		W			38	14
Nov. 14	*SMU (HC)	7/NR		W			36	3
Nov. 21	*at Texas Tech	6/19		W			24	10
Dec. 5	*at Texas	4/1	NA-N	L			7	42

+Little Rock, Ark.
*Southwest Conference game

1971 • (8-3-1, 5-1-1 SWC - 2nd) • 16th AP/20th UPI

Captains: David Hogue, Ronnie Jones, Mike Kelson,

Kay Maybry, Bobby Nichols

DATE	OPPONENT	UA/OPP RK	TV	W	L	T	UA	OPP
Sept. 11	+CALIFORNIA	7/NR		W			51	20
Sept. 18	+(6) OKLA. STATE	6/NR		W			18	10
Sept. 25	(1) TULSA	7/NR			L		20	21
Oct. 2	*TCU	18/NR		W			49	15
Oct. 9	*at Baylor	17/NR		W			35	7
Oct. 16	*+TEXAS	16/NR	ABC-N	W			31	7
Oct. 23	N. TEXAS ST.	9/NR		W			60	21
Oct. 30	*+TEXAS A&M	8/NR			L		9	17
Nov. 6	*at Rice	16/NR			T		24	24
Nov. 13	*at SMU	18/NR	ABC-R	W			18	13
Nov. 20	*TEXAS TECH (HC)	17/NR		W			15	0
Dec. 20	> vs. Tennessee	18/9	ABC-N	L			13	14

+Little Rock, Ark.
*Southwest Conference game
> 1971 Liberty Bowl (Memphis, Tenn.)

1972 • (6-5-0, 3-4-0 SWC - T4th)

Captains: Louis Campbell, Jim Hodge, Tom Reed, Don

Wunderly

DATE	OPPONENT	UA/OPP RK	TV	W	L	T	UA	OPP
Sept. 9	+SOUTHERN CAL.	4/8			L		10	31
Sept. 23	+(6) OKLA. STATE			W			24	23
Sept. 30	(1) TULSA			W			21	20
Oct. 7	*at TCU			W			27	13
Oct. 14	*BAYLOR	20/NR		W			31	20
Oct. 21	*at Texas	17/14	ABC-N		L		15	35
Oct. 28	+N. TEXAS ST.	18/NR		W			42	16
Nov. 4	*at Texas A&M	20/NR			L		7	10
Nov. 11	*+RICE			L			20	23
Nov. 18	*SMU (HC)				L		7	22
Nov. 25	*at Texas Tech	NR/20		W			24	14

+Little Rock, Ark.
*Southwest Conference game

1973 • (5-5-1, 3-3-1 SWC - T4th)

Captains: Nick Avlos, Jack Ettinger,

Steve Hedgepeth, Dickey Morton,

Danny Rhodes

DATE	OPPONENT	UA/OPP RK	TV	W	L	T	UA	OPP
Sept. 15	at Southern Cal.	NR/1			L		0	17
Sept. 22	+(6) OKLA. STATE		NA-R		L		6	38
Sept. 29	IOWA STATE			W			21	19
Oct. 6	*+TCU			W			13	5
Oct. 13	*at Baylor			W			13	7
Oct. 20	*TEXAS				L		6	34
Oct. 27	+(1) TULSA			W			20	6
Nov. 3	*TEXAS A&M (HC)			W			14	10
Nov. 10	*at Rice				L		7	17
Nov. 17	*at SMU				T		7	7
Nov. 24	*+TEXAS TECH	NR/12			L		17	24

+Little Rock, Ark.
*Southwest Conference game

1974 • (6-4-1, 3-3-1 SWC - T4th)

Captains: Billy Burns, Rollen Smith

DATE	OPPONENT	UA/OPP RK	TV	W	L	T	UA	OPP
Sept. 14	+SOUTHERN CAL.	NR/5		W			22	7
Sept. 21	+(6) OKLA. STATE	10/NR			L		7	26
Sept. 28	(1) TULSA			W			60	0
Oct. 5	*at TCU	20/NR		W			49	0
Oct. 12	*BAYLOR	14/NR			L		17	21
Oct. 19	*at Texas	NR/16	ABC-N		L		7	38
Oct. 26	+COLORADO ST.			W			43	9
Nov. 2	*at Texas A&M	NR/8			L		10	20
Nov. 9	*RICE (HC)			W			25	6
Nov. 16	*+SMU				T		24	24
Nov. 23	*at Texas Tech			W			21	13

+Little Rock, Ark.
*Southwest Conference game

1975 • SWC CO-CHAMPION

(10-2-0, 6-1-0 SWC - T1st)

7th AP/6th UPI

Captains: Scott Bull, Mike Campbell, Ike Forte, Hal

McAfee

DATE	OPPONENT	UA/OPP RK	TV	W	L	T	UA	OPP
Sept. 13	+AIR FORCE			W			35	0
Sept. 20	(6) at Okla. State	16/NR			L		13	20
Sept. 27	(1) TULSA			W			31	15
Oct. 4	*+TCU			W			19	8
Oct. 11	*at Baylor			W			41	3
Oct. 18	*TEXAS	20/8	ABC-R		L		18	24
Oct. 25	+UTAH STATE			W			31	0
Nov. 8	*at Rice			W			20	16
Nov. 15	*at SMU			W			35	7
Nov. 22	*TEXAS TECH (HC)	19/NR		W			31	14
Dec. 6	*+TEXAS A&M	18/2	ABC-N	W			31	6
Jan. 1	> vs. Georgia	18/19	CBS-N	W			31	10

+Little Rock, Ark.
*Southwest Conference game
> 1976 Cotton Bowl (Dallas, Texas)

1976 • (5-5-1, 3-4-1 SWC - 6th)

Captains: seniors

DATE	OPPONENT	UA/OPP RK	TV	W	L	T	UA	OPP
Sept. 11	+UTAH STATE	13/NR		W			33	16
Sept. 18	+(6) OKLA. STATE	12/NR		W			16	10
Sept. 25	(1) TULSA	12/NR			L		3	9
Oct. 2	*TCU			W			46	14
Oct. 23	*at Houston	15/14		W			14	7
Oct. 30	*RICE (HC)	14/NR		W			41	16
Nov. 6	*at Baylor	12/NR			T		7	7
Nov. 13	*+TEXAS A&M	13/16	ABC-N		L		10	31
Nov. 20	*vs. SMU				L		31	35
Nov. 27	*+TEXAS TECH	NR/9		W			7	30
Dec. 4	*at Texas		ABC-N		L		12	29

+Little Rock, Ark.
*Southwest Conference game
#Shreveport, La.



LOU HOLTZ

7 SEASONS - 1977-83, 60-21-2

One of just three head coaches to lead Arkansas to six consecutive bowl appearances, Lou Holtz's first Razorback team in 1977 recorded one of Arkansas' two 11-win seasons and posted one of the biggest upsets in school history with a 31-6 win over No. 2 Oklahoma in the 1978 Orange Bowl.

1977 (11-1-0, 7-1-0 SWC - 2nd) • 3rd AP/3rd UPI

Captains: Leotis Harris, Steve Little,

Howard Sampson

DATE	OPPONENT	UA/OPP RK	TV	W	L	T	UA	OPP
Sept. 10	+NEW MEXICO ST.			W			53	10
Sept. 17	+(6) OKLA. STATE	NR/15		W			28	6
Sept. 24	(1) TULSA	16/NR		W			37	3
Oct. 1	*at TCU	12/NR		W			42	6
Oct. 15	*TEXAS	9/2	ABC-N		L		9	13
Oct. 22	*+HOUSTON	9/NR		W			34	0
Oct. 29	*at Rice	8/NR		W			30	7
Nov. 5	*+BAYLOR	8/NR		W			35	9
Nov. 12	*at Texas A&M	8/11		W			26	20
Nov. 19	*SMU (HC)	8/NR		W			47	7
Nov. 24	*at Texas Tech	6/NR	NA-N	W			17	14
Jan. 2	> vs. Oklahoma	6/2	NBC-N	W			31	6

+Little Rock, Ark.
*Southwest Conference game
> 1978 Orange Bowl (Miami, Fla.)

1978 • (9-2-1, 6-2-0 SWC - T2nd) • 11th AP/10th UPI

Captains: Ron Calcagni, Ben Cowins, Larry Jackson,

Jimmy Walker

DATE	OPPONENT	UA/OPP RK	TV	W	L	T	UA	OPP
Sept. 16	+VANDERBILT	2/NR		W			48	17
Sept. 23	(6) at Okla. State	2/NR		W			19	7
Sept. 30	(1) TULSA	2/NR		W			21	13
Oct. 7	*+TCU	4/NR	ABC-R	W			42	3
Oct. 21	*at Texas	3/8			L		21	28
Oct. 28	*at Houston	9/11			L		9	20
Nov. 4	*RICE (HC)	17/NR		W			37	7
Nov. 11	*at Baylor	16/NR		W			27	14
Nov. 18	*+TEXAS A&M	13/NR	ABC-R	W			26	7
Nov. 25	*at SMU	11/NR		W			27	14
Dec. 2	*TEXAS TECH	8/NR		W			49	7
Dec. 25	> vs. UCLA	8/15	NBC-N		T		10	10

+Little Rock, Ark.
*Southwest Conference game
> 1978 Fiesta Bowl (Tempe, Ariz.)

FOOTBALL

1979 • SWC CO-CHAMPIONS (10-2-0, 7-1-0 SWC – T1st) • 8th AP/T9th UPI

Captains: Jim Howard, Roland Sales

DATE	OPPONENT	UA/OPP	RK	TV	W	L	T	UA	OPP
Sept. 15	+COLORADO ST.	17/NR			W			36	3
Sept. 22	+ (6) OKLA. STATE	15/NR			W			27	7
Sept. 29	(1) TULSA	13/11			W			33	8
Oct. 6	*at TCU	13/NR			W			16	13
Oct. 13	*at Texas Tech	12/NR	ABC-R		W			20	6
Oct. 20	*+TEXAS	10/2			W			17	14
Oct. 27	*HOUSTON	4/6	ABC-N		L			10	13
Nov. 3	*at Rice	9/NR			W			34	7
Nov. 10	*BAYLOR (HC)	9/17			W			29	20
Nov. 17	*at Texas A&M	8/NR			W			22	10
Nov. 24	*+SMU	7/NR			W			31	7
Jan. 1	> vs. Alabama	6/2	ABC-N		L			9	24

+Little Rock, Ark.

*Southwest Conference game

> 1980 Sugar Bowl (New Orleans, La.)

1980 • (7-5-0, 3-5-0 SWC – T6th)

Captains: Keith Houfek, George Stewart

DATE	OPPONENT	UA/OPP	RK	TV	W	L	T	UA	OPP
Sept. 1	*at Texas	6/10	ABC-N		L			17	23
Sept. 20	+ (6) OKLA. STATE	17/NR			W			33	20
Sept. 27	(1) TULSA	15/NR			W			13	10
Oct. 4	*TCU	14/NR			W			44	7
Oct. 11	(3) WICHITA ST.	15/NR			W			27	7
Oct. 25	*at Houston	15/NR			L			17	24
Nov. 1	*+RICE				L			16	17
Nov. 8	*at Baylor	NR/16	NA-R		L			15	42
Nov. 15	*TEXAS A&M (HC)	ABC-R			W			27	24
Nov. 22	*at SMU				L			7	31
Nov. 29	*+TEXAS TECH				W			22	16
Dec. 27	> vs. Tulane	NA-N			W			34	15

*Southwest Conference game

+Little Rock, Ark.

> 1980 Hall of Fame Bowl (Birmingham, Ala.)

1981 • (8-4-0, 5-3-0 SWC – 4th) • 16th UPI

Captains: Darryl Mason, Teddy Morris

DATE	OPPONENT	UA/OPP	RK	TV	W	L	T	UA	OPP
Sept. 12	(1) TULSA				W			14	10
Sept. 19	+NORTHWESTERN				W			38	7
Sept. 26	*at Ole Miss				W			27	13
Oct. 3	*at TCU	18/NR			L			24	28
Oct. 10	*at Texas Tech		ABC-R		W			26	14
Oct. 17	*TEXAS	NR/1			W			42	11
Oct. 24	*+HOUSTON	12/NR			L			17	20
Oct. 31	*at Rice	20/NR			W			41	7
Nov. 7	*+BAYLOR	19/NR	ESPN-N		W			41	39
Nov. 14	*at Texas A&M	16/NR	ABC-R		W			10	7
Nov. 21	*SMU (HC)	16/6			L			18	32
Dec. 28	> vs. N. Carolina	NR/10	ABC-N		L			27	31

+Little Rock, Ark.

*Southwest Conference game

#Jackson, Miss.

> 1981 Gator Bowl (Jacksonville, Fla.)

1982 • (9-2-1, 5-2-1 SWC – 3rd)

9th AP/8th UPI/8th USA Today • Capts.: Gary Anderson, Jessie Clark, Richard Richardson, Billy Ray Smith

DATE	OPPONENT	UA/OPP	RK	TV	W	L	T	UA	OPP
Sept. 11	(1) TULSA	13/NR			W			38	0
Sept. 18	+NAVY	9/NR			W			29	17
Sept. 25	+OLE MISS	9/NR			W			14	12
Oct. 2	*+TCU	10/NR	TBS-N		W			35	0
Oct. 9	*TEXAS TECH	9/NR			W			21	3
Oct. 23	*at Houston	6/NR	CBS-R		W			38	3
Oct. 30	*RICE (HC)	5/NR			W			24	6
Nov. 6	*at Baylor	5/NR			L			17	24
Nov. 13	*+TEXAS A&M	10/NR			W			35	0
Nov. 20	*at SMU	9/2	ABC-R		T			17	17
Dec. 4	*at Texas	6/12	ABC-N		L			7	33
Dec. 31	> vs. Florida	14/NR	Mizlou-N		W			28	24

+Little Rock, Ark.

*Southwest Conference game

> 1982 Bluebonnet Bowl (Houston, Texas)

1983 • (6-5-0, 4-4-0 SWC – 5th)

Captains: Ron Faurot, Mark Mistler,

Milton Fields

DATE	OPPONENT	UA/OPP	RK	TV	W	L	T	UA	OPP
Sept. 10	(1) TULSA				W			17	14
Sept. 17	+NEW MEXICO				W			17	0
Sept. 24	*at Ole Miss		NA-R		L			10	13
Oct. 1	*at TCU				W			38	21
Oct. 15	*+TEXAS	NR/2	CBS-R		L			3	31
Oct. 22	*HOUSTON				W			24	3
Oct. 29	*+RICE				W			35	0
Nov. 5	*BAYLOR (HC)				L			21	24
Nov. 12	*at Texas A&M				L			23	36
Nov. 19	*+SMU	NR/6	ABC-R		L			0	17
Nov. 26	*at Texas Tech				W			16	13

+Little Rock, Ark.

#Jackson, Miss.

*Southwest Conference game



KEN HATFIELD

6 SEASONS – 1984-89, 55-17-1

One of just two Arkansas graduates to serve as head football coach at his alma mater, Ken Hatfield posted a UA-best .760 winning percentage and averaged better than nine wins per season during his six-year tenure. Hatfield led the Razorbacks to a bowl game all six years.

1984 • (7-4-1, 5-3-0 SWC – T3rd)

Captains: Marcus Elliott, Mark Lee

DATE	OPPONENT	UA/OPP	RK	TV	W	L	T	UA	OPP
Sept. 15	+OLE MISS				T			14	14
Sept. 22	(1) TULSA				W			18	9
Sept. 29	+NAVY		ESPN-N		W			33	10
Oct. 6	*TCU				L			31	32
Oct. 13	*+TEXAS TECH				W			24	0
Oct. 20	*at Texas	NR/3			L			18	24
Oct. 27	*at Houston				W			17	3
Nov. 3	*+RICE				W			28	6
Nov. 10	*at Baylor				W			14	9
Nov. 17	*TEXAS A&M (HC)	Raycom-R			W			28	0
Nov. 24	*at SMU	ESPN-N			L			28	31
Dec. 27	> vs. Auburn	NR/11	KATZ-N		L			15	21

+Little Rock, Ark.

*Southwest Conference game

> 1984 Liberty Bowl (Memphis, Tenn.)

1985 • (10-2-0, 6-2-0 SWC – T2nd)

12th AP/12th UPI/15th USA Today

Captains.: David Bazzel, Greg Lasker, Nick Miller, Andy Upchurch

DATE	OPPONENT	UA/OPP	RK	TV	W	L	T	UA	OPP
Sept. 14	*at Ole Miss	14/NR			W			24	19
Sept. 21	+ (1) TULSA	14/NR			W			24	0
Sept. 28	+N. MEXICO ST.	10/NR			W			45	13
Oct. 5	*at TCU	10/NR	Raycom-R		W			41	0
Oct. 12	*at Texas Tech	6/NR			W			30	7
Oct. 19	*TEXAS	4/NR	ABC-R		L			13	15
Oct. 26	*+HOUSTON	14/NR	Raycom-R		W			57	27
Nov. 2	*at Rice	14/NR			W			30	15
Nov. 9	*+BAYLOR	12/11	ABC-R		W			20	14
Nov. 16	*at Texas A&M	9/NR	ESPN-N		L			6	10
Nov. 23	*SMU (HC)	18/NR			W			15	9
Dec. 22	> vs. Arizona St.	14/NR	LSN-N		W			18	17

#Jackson, Miss.

+Little Rock, Ark.

*Southwest Conference game

> 1985 Holiday Bowl

1986 • (9-3-0, 6-2-0 SWC – T2nd)

15th AP/16th UPI/17th USA Today

Captains: James Shibest, Derrick Thomas, Theo Young

DATE	OPPONENT	UA/OPP	RK	TV	W	L	T	UA	OPP
Sept. 13	+OLE MISS	18/NR			W			21	0
Sept. 20	(1) TULSA	12/NR			W			34	17
Sept. 27	+N. MEXICO ST.	9/NR			W			42	11
Oct. 4	*TCU	8/NR	Raycom-R		W			34	17
Oct. 11	*TEXAS TECH	8/NR			L			7	17
Oct. 18	*at Texas	14/NR	ESPN-N		W			21	14
Oct. 25	*at Houston	14/NR			W			30	13
Nov. 1	*RICE (HC)	13/NR			W			45	14
Nov. 8	*at Baylor	10/NR	Raycom-R		L			14	29
Nov. 15	*+TEXAS A&M	17/7	ABC-R		W			14	10
Nov. 22	*at SMU	11/NR			W			41	0
Jan. 1	> vs. Oklahoma	9/3	NBC-N		L			8	42

+Little Rock, Ark.

*Southwest Conference game

> 1987 Orange Bowl (Miami, Fla.)

1987 • (9-4-0, 5-2-0 SWC – T2nd)

Captains: Chris Bequette, Tony Cherico, Greg Thomas,

Rickey Williams

DATE	OPPONENT	UA/OPP	RK	TV	W	L	T	UA	OPP
Sept. 12	*at Ole Miss	13/NR			W			31	10
Sept. 19	(1) TULSA	12/NR	NA-R		W			30	15
Sept. 26	+MIAMI (FLA.)	10/5	ESPN-N		L			7	51
Oct. 3	*at TCU				W			20	10
Oct. 10	*at Texas Tech	20/NR			W			31	0
Oct. 17	*+TEXAS	15/NR	ESPN-N		L			14	16
Oct. 24	*HOUSTON				W			21	17
Oct. 31	*at Rice		NA-R		W			38	14
Nov. 7	*BAYLOR (HC)				W			10	7
Nov. 14	*at Texas A&M	20/19			L			0	14
Nov. 28	+NEW MEXICO				W			43	25
Dec. 5	at Hawaii		ESPN-N		W			38	20
Dec. 29	> vs. Georgia	NR/15	Raycom-N		L			17	20

#Jackson, Miss.

+Little Rock, Ark.

*Southwest Conference game

> 1987 Liberty Bowl (Memphis, Tenn.)

1988 • SWC CHAMPION • (10-2-0, 7-0-0 SWC – 1st)

12th AP/13th UPI/14th USA Today

Captains: Steve Atwater, John Bland, Odis Lloyd,

Kerry Owens

DATE	OPPONENT	UA/OPP	RK	TV	W	L	T	UA	OPP
Sept. 3	+PACIFIC (CALIF.)				W			63	14
Sept. 10	(1) TULSA				W			30	26
Sept. 17	+OLE MISS				W			21	13
Oct. 1	*TCU		Raycom-R		W			53	10
Oct. 8	*+TEXAS TECH	20/NR			W			31	10
Oct. 15	*at Texas	17/NR	HSE-R		W			27	24
Oct. 22	*at Houston	13/NR	Raycom-R		W			26	21
Oct. 29	*+RICE	11/NR			W			21	14
Nov. 5	*at Baylor	11/NR	HSE-R		W			33	3
Nov. 12	*TEXAS A&M (HC)	11/NR	HSE-R		W			25	20
Nov. 26	at Miami (Fla.)	8/3	CBS-N		L			16	18
Jan. 2	>								

RAZORBACK



JACK CROWE
2+ SEASONS — 1990-92, 9-15-0

Arkansas' final head coach of the Southwest Conference era, Jack Crowe directed the Razorbacks to a 14-13 win in their last meeting with rival Texas as league foes and an Independence Bowl berth in 1991.

1990 • (3-8-0, 1-7-0 SWC — 8th)

Captains: Quinn Grovey, Chad Rolan

DATE	OPPONENT	UA/OPP	RK	TV	W	L	T	UA	OPP
Sept. 15	(1) TULSA	15/NR			W			28	3
Sept. 22	*OLE MISS	13/NR	Raycom-R		L			17	21
Sept. 29	*COLORADO ST.	23/NR			W			31	20
Oct. 6	*TCU	21/NR			L			26	54
Oct. 13	*TEXAS TECH (HC)				L			44	49
Oct. 20	*at Texas	NR/19	Raycom-R		L			17	49
Oct. 27	*at Houston	NR/6			L			28	62
Nov. 3	*+RICE				L			11	19
Nov. 10	*at Baylor		Raycom-R		L			3	34
Nov. 17	*TEXAS A&M				L			16	20
Nov. 24	*at SMU				W			42	29

+ Little Rock, Ark.
*Southwest Conference game

1991 • (6-6-0, 5-3-0 SWC — T2nd)

Captains: Kirk Collins, Mark Henry

DATE	OPPONENT	UA/OPP	RK	TV	W	L	T	UA	OPP
Aug. 31	*MIAMI (FLA.)	NR/3	ABC-N		L			3	31
Sept. 7	*+SMU				W			17	6
Sept. 21	(13) SW LOUISIANA				W			9	7
Sept. 28	#at Ole Miss				L			17	24
Oct. 5	*at TCU				W			22	21
Oct. 12	*HOUSTON (HC)				W			29	17
Oct. 19	*+TEXAS	25/NR	Raycom-R		W			14	13
Nov. 2	*BAYLOR	24/21	ABC-N		L			5	9
Nov. 9	*at Texas Tech				L			21	38
Nov. 16	*at Texas A&M	NR/13	ESPN-N		L			3	13
Nov. 23	*+RICE				W			20	0
Dec. 29	> vs. Georgia	NR/24	ABC-N		L			15	24

+ Little Rock, Ark.
#Jackson, Miss.
> 1991 Independence Bowl (Shreveport, La.)

ARKANSAS JOINS SOUTHEASTERN CONFERENCE

1992 • (3-7-1, 3-4-1 SEC/Western Division — 4th)

Captains: Darwin Ireland, E.D. Jackson, Owen Kelly

DATE	OPPONENT	UA/OPP	RK	TV	W	L	T	UA	OPP
Sept. 5	THE CITADEL				L			3	10



JOE KINES
1 SEASON — 1992, 3-6-1

Named interim head coach after the first game of the 1992 season, Joe Kines' 10-game tenure included Arkansas' first-ever Southeastern Conference win and the Razorbacks' first-ever win at Tennessee.

DATE	OPPONENT	UA/OPP	RK	TV	W	L	T	UA	OPP
Sept. 12	*at South Carolina				W			45	7
Sept. 19	*+ALABAMA	NR/9			L			11	38
Sept. 26	(12) at Memphis St.				L			6	22
Oct. 3	*GEORGIA (HC)	NR/16	JP-R		L			3	27
Oct. 10	*at Tennessee	NR/4	JP-R		W			25	24
Oct. 17	*+OLE MISS				L			3	17
Oct. 31	*at Auburn				T			24	24
Nov. 7	* (8) at Miss. State	NR/19	JP-R		L			3	10
Nov. 21	+SMU				L			19	24
Nov. 27	*LSU		ESPN-N		W			30	6

*Southeastern Conference game
+ Little Rock, Ark.



DANNY FORD
5 SEASONS — 1993-97, 26-30-1

The architect of Clemson's 1981 national championship, Danny Ford directed Arkansas to its first Southeastern Conference Western Division title and first SEC championship game appearance in 1995. His tenure included two on-the-field wins at Alabama, his alma mater, and another win over the Crimson Tide by NCAA sanction.

1993 • (6-4-1, 4-3-1 SEC/ Western Division — 2nd)

Captains: Kirk Botkin, Tyrone Chatman

DATE	OPPONENT	UA/OPP	RK	TV	W	L	T	UA	OPP
Sept. 4	at SMU				W			10	6
Sept. 11	*S. CAROLINA	NR/19			W			18	17
Sept. 18	*@at Alabama	NR/2	JP-R		W			3	43
Sept. 25	+ (12) MEMPHIS ST.				L			0	6
Oct. 2	*at Georgia				W			20	10
Oct. 9	*+TENNESSEE	NR/11	JP-R		L			14	28
Oct. 16	*#at Ole Miss		JP-R		L			0	19
Oct. 30	*AUBURN (HC)				L			21	31
Nov. 6	* (8) + Miss. St.				T			13	13
Nov. 13	(1) TULSA				W			24	11
Nov. 27	*at LSU		ESPN-N		W			42	24

*Southeastern Conference game
@Arkansas victory by NCAA-imposed forfeit
+ Little Rock, Ark.
#Jackson, Miss.
NOTE: SEC Western Division championship vacated by Alabama per NCAA sanction in 1993.

1994 • (4-7-0, 2-6-0 SEC/ Western Division — T4th)

Captains: Jason Allen, Willie Johnson

DATE	OPPONENT	UA/OPP	RK	TV	W	L	T	UA	OPP
Sept. 3	+SMU				W			34	14
Sept. 10	*at South Carolina				L			0	14
Sept. 17	*ALABAMA	NR/12	ABC-R		L			6	13
Sept. 25	(12) at Memphis				L			15	16
Oct. 1	*+VANDERBILT				W			42	6
Oct. 8	*at Tennessee				L			21	38
Oct. 15	*OLE MISS (HC)				W			31	7
Oct. 29	*at Auburn	NR/4	JP-R		L			14	31
Nov. 5	* (8) at Miss. State	NR/24	JP-R		L			7	17
Nov. 12	NORTHERN ILLINOIS				W			30	27
Nov. 26	*+LSU				L			12	30

+ Little Rock, Ark.
*Southeastern Conference game

1995 SEC WESTERN DIVISION CHAMPION (8-5-0, 6-2-0 SEC/Western Division — 1st)

Captains: Steve Conley, Barry Lunney Jr.

DATE	OPPONENT	UA/OPP	RK	TV	W	L	T	UA	OPP
Sept. 2	at SMU				L			14	17
Sept. 9	*SOUTH CAROLINA				W			51	21
Sept. 16	*at Alabama	NR/13	JP-R		W			20	19
Sept. 23	*+ (12) MEMPHIS				W			27	20
Sept. 30	*at Vanderbilt	23/NR			W			35	7
Oct. 7	*TENNESSEE (HC)	18/10			L			31	49
Oct. 14	*#at Ole Miss				W			13	6
Oct. 28	*+AUBURN	NR/11	ESPN-N		W			30	28
Nov. 4	*+ (8) MISS. ST.	18/NR	JP-R		W			26	21
Nov. 11	(13) SW LOUISIANA	15/NR			W			24	13
Nov. 18	*at LSU	14/NR	ABC-R		L			0	28
Dec. 2	< vs. Florida	23/2	ABC-N		L			3	34
Dec. 30	> vs. North Carolina	24/NR	TBS-N		L			10	20

*Southeastern Conference
+ Little Rock, Ark.
#Memphis, Tenn.
< 1995 SEC Championship Game (Atlanta, Ga.)
> 1995 CarQuest Bowl (Miami, Fla.)

1996 • (4-7-0, 2-6-0 SEC/Western Division — 5th)

Captains: Scott Rivers, Mark Smith

DATE	OPPONENT	UA/OPP	RK	TV	W	L	T	UA	OPP
Sept. 7	SMU				L			10	23
Sept. 21	*+ALABAMA	NR/13	JP-R		L			7	17
Sept. 28	(14) NE LOUISIANA				W			38	21
Oct. 5	*FLORIDA	NR/1	JP-R		L			7	42
Oct. 12	+LOUISIANA TECH				W			38	21
Oct. 19	*at South Carolina				L			17	23
Nov. 2	*at Auburn		ESPN2-N		L			7	28
Nov. 9	*OLE MISS (HC)				W			13	7
Nov. 16	*at Tennessee	NR/12	JP-R		L			14	55
Nov. 23	* (8) at Miss. State				W (OT)			16	13
Nov. 29	*+LSU	NR/19	CBS-N		L			7	17

*Southeastern Conference game
+ Little Rock, Ark.

1997 • (4-7-0, 2-6-0 SEC/Western Division — T5th)

Captains: Ken Anderson, Anthony Eubanks

DATE	OPPONENT	UA/OPP	RK	TV	W	L	T	UA	OPP
Sept. 6	(14) NE LOUISIANA				W			28	16
Sept. 13	#vs. SMU				L			9	31
Sept. 20	*at Alabama	NR/11	JP-R		W			17	16
Sept. 27	+LOUISIANA TECH				W			17	13
Oct. 4	*at Florida	NR/1	ESPN2-N		L			7	56
Oct. 18	*+SOUTH CAROLINA				L			13	39
Oct. 25	*AUBURN (HC)	NR/11	ESPN2-N		L			21	26
Nov. 6	*at Ole Miss		ESPN-N		L			9	19
Nov. 15	*+TENNESSEE	NR/5	ESPN2-N		L			22	30
Nov. 22	* (8) MISS. STATE	NR/14			W			17	7
Nov. 28	*at LSU	NR/17	CBS-N		L			21	31

#Shreveport, La.
*Southeastern Conference game
+ Little Rock, Ark.

HISTORY: All-Time Results



FOOTBALL



HOUSTON NUTT 10 SEASONS — 1998-2007, 75-48-0

Houston Nutt was the third Arkansas head coach to take the Razorbacks to a bowl game in each of his first six seasons. He led the Hogs to three SEC Western Division crowns, eight bowl games, two bowl victories, three final national rankings and four nine-win seasons. Nutt's 8-0 start in 1998 marked the best debut ever for a UA head coach and helped UA reach its first New Year's Day game since 1990. In 2001 and 2006, Nutt was voted SEC Coach of the Year by the Associated Press and league coaches.

1998

SEC WESTERN DIVISION CO-CHAMPION

(9-3-0, 6-2-0 SEC/Western Division — T1st)

16th AP/17th USA Today • Captains: Brandon

Burlsworth, Grant Garrett, Ryan Hale, Madre Hill

DATE	OPPONENT	UA/OPP	RK	TV	W	L	T	UA	OPP
Sept. 5	(13) LA.-LAFAYETTE				W			38	17
Sept. 19	+SMU				W			44	17
Sept. 26	*ALABAMA	NR/22	ESPN2-N		W			42	6
Oct. 3	*+KENTUCKY	22/NR	ESPN2-N		W			27	20
Oct. 10	(12) at Memphis	20/NR	FX-N		W			23	9
Oct. 17	*at South Carolina	17/NR			W			41	28
Oct. 31	*at Auburn	14/NR			W			24	21
Nov. 7	*OLE MISS (HC)	11/NR	JP-R		W			34	0
Nov. 14	*at Tennessee	10/1	CBS-R		L			24	28
Nov. 21	* (8) at Miss. State	9/NR	JP-R		L			21	22
Nov. 27	*+LSU	13/NR	CBS-N		W			41	14
Jan. 1	> vs. Michigan	11/15	ABC-N		L			31	45

+ Little Rock, Ark.
*Southeastern Conference game
> 1999 Florida Citrus Bowl (Orlando, Fla.)

1999 • (8-4-0, 4-4-0 SEC/Western Division — T3rd)

17th AP/19th USA Today • Captains: David Barrett,

Kenoy Kennedy, Anthony Lucas, Clint Stoerner

DATE	OPPONENT	UA/OPP	RK	TV	W	L	T	UA	OPP
Sept. 4	at SMU	18/NR			W			26	0
Sept. 18	+ (14) LA.-MONROE	15/NR			W			44	6
Sept. 25	*at Alabama	14/NR	CBS-N		L			28	35
Oct. 2	*at Kentucky	20/NR			L			20	31
Oct. 9	MIDDLE TENN.				W			58	6
Oct. 16	*+SOUTH CAROLINA				W			48	14
Oct. 30	*AUBURN (HC)		JP-R		W			34	10
Nov. 6	*at Ole Miss	NR/23	ESPN2-N		L			16	38
Nov. 13	*TENNESSEE	NR/3	JP-R		W			28	24
Nov. 20	*+ (8) MISS. ST.	22/12	ESPN2-N		W			14	9
Nov. 26	*at LSU	17/NR	CBS-N		L			10	35
Jan. 1	> vs. Texas	24/14	Fox-N		W			27	6

+ Little Rock, Ark.
*Southeastern Conference game
> 2000 Cotton Bowl (Dallas, Texas)

2000 • (6-6-0, 3-5-0 SEC/Western Division — T5th)

Captains: Quinton Cover, Randy Garner,

Michael Snowden, Rod Stinson

DATE	OPPONENT	UA/OPP	RK	TV	W	L	T	UA	OPP
Sept. 2	+ (5) SW MISSOURI ST.				W			38	0
Sept. 16	+BOISE STATE				W			38	31
Sept. 23	*ALABAMA		ESPN2-N		W			28	21
Sept. 30	*GEORGIA	NR/25	JP-R		L			7	38
Oct. 7	(14) LA.-MONROE (HC)				W			52	6
Oct. 14	*at South Carolina	NR/24	JP-R		L			7	27
Oct. 28	*at Auburn	NR/25			L			19	21
Nov. 4	*OLE MISS				L			24	38
Nov. 11	*at Tennessee		JP-R		L			20	63
Nov. 18	* (8) at Miss. State	NR/13	W (OT)		W			17	10
Nov. 24	*+LSU	NR/24	CBS-N		W			14	3
Dec. 21	> vs. UNLV		ESPN2-N		L			14	31

+ Little Rock, Ark.
*Southeastern Conference game
> Las Vegas Bowl IX (Las Vegas, Nev.)

2001 • (7-5, 4-4 SEC/Western Division — T3rd)

Captains: Curt Davis, Carlos Hall, Kenny Sandlin,

La'Zerius White

DATE	OPPONENT	UA/OPP	RK	TV	W	L	T	UA	OPP
Aug. 30	+UNLV		ESPN-N		W			14	10
Sept. 8	*TENNESSEE	NR/8	ESPN2-N		L			3	13
Sept. 22	*at Alabama		CBS-N		L			10	31
Sept. 29	*at Georgia		ESPN2-N		L			23	34
Oct. 6	WEBER ST.				W			42	19
Oct. 13	*+S. CAROLINA	NR/9	CBS-N		W			10	7
Oct. 27	*AUBURN	NR/17	JP-R		W			42	17
Nov. 3	*at Ole Miss		ESPN2-N	W (7 OT)				58	56
Nov. 10	CENTRAL FLORIDA (HC)				W			27	20
Nov. 17	* (8) MISSISSIPPI ST.				W			24	21
Nov. 23	*at LSU	24/NR	CBS-N		L			38	41
Jan. 1	> vs. Oklahoma	NR/10	Fox-N		L			3	10

+ Little Rock, Ark.
*Southeastern Conference game
> 2002 Cotton Bowl (Dallas, Texas)

2002

SEC WESTERN DIVISION CO-CHAMPION

(9-5, 5-3 SEC/Western Division — T1st)

Captains: Richie Butler, Chuck Nalley, Sparky Hamilton,

Raymond House, Fred Talley, Gavin Walls

DATE	OPPONENT	UA/OPP	RK	TV	W	L	T	UA	OPP
Sept. 7	BOISE ST.				W			41	14
Sept. 14	+SOUTH FLORIDA				W			42	3
Sept. 28	*ALABAMA		ESPN-N		L			12	30
Oct. 5	*at Tennessee	NR/10	ESPN-N	L (6 OT)				38	41
Oct. 12	*at Auburn	NR/24	JP-R		W			38	17
Oct. 19	*KENTUCKY				L			17	29
Oct. 26	*OLE MISS (HC)				W			48	28
Nov. 2	+ (16) TROY ST.				W			23	0
Nov. 9	*at South Carolina		JP-R		W			23	0
Nov. 16	LA.-LAFAYETTE				W			24	17
Nov. 23	* (8) at Mississippi St.				W			26	19
Nov. 29	*+LSU	NR/18	CBS-N		W			21	20
Dec. 7	< vs. Georgia	22/4	CBS-N		L			3	30
Dec. 30	> vs. Minnesota		ESPN-N		L			14	29

+ Little Rock, Ark.
*Southeastern Conference game
> 2002 SEC Championship Game (Atlanta, Ga.)
> 2002 Gaylord Hotels Music City Bowl (Nashville, Tenn.)

2003 • (9-4, 4-4 SEC/Western Division — 4th)

Captains: Jimmy Beasley, Tony Bua, Bo Lacy,

Caleb Miller, Justin Scott, George Wilson

DATE	OPPONENT	UA/OPP	RK	TV	W	L	T	UA	OPP
Sept. 6	(1) TULSA				W			45	13
Sept. 13	at Texas	NR/5	ABC-R		W			38	28
Sept. 20	+NORTH TEXAS	14/NR			W			31	7
Sept. 27	*at Alabama	9/NR	CBS-N	W (2 OT)				34	31
Oct. 11	*AUBURN (HC)	7/NR	JP-R		L			3	10
Oct. 18	*FLORIDA	11/NR	CBS-N		L			28	33
Oct. 25	*at Ole Miss	21/NR	ESPN2-N		L			7	19
Nov. 1	*at Kentucky		ESPN2-N	W (7 OT)				71	63
Nov. 6	*+SOUTH CAROLINA		ESPN-N		W			28	6
Nov. 15	NEW MEXICO ST.				W			48	20
Nov. 22	* (8) MISSISSIPPI ST.				W			52	6
Nov. 28	*at LSU	NR/3	CBS-N		L			24	55
Dec. 31	> vs. Missouri		ESPN-N		W			27	14

+ Little Rock, Ark.
*Southeastern Conference game
> 2003 Mainstay Independence Bowl (Shreveport, La.)

2004 • (5-6, 3-5 SEC/Western Division — T3rd)

Captains: DeCori Birmingham, Arrion Dixon, Steven

Harris, Jeb Huckleba, Matt Jones, Marcus Whitmore

DATE	OPPONENT	UA/OPP	RK	TV	W	L	T	UA	OPP
Sept. 4	NEW MEXICO ST.				W			63	13
Sept. 11	TEXAS	NR/7	ESPN-N		L			20	22
Sept. 18	+ (14) LA.-MONROE				W			49	20
Sept. 25	*ALABAMA		CBS-N		W			27	10
Oct. 2	*at Florida	NR/16	CBS-N		L			30	45
Oct. 16	*at Auburn	NR/4	CBS-N		L			20	38
Oct. 23	*GEORGIA (HC)	NR/6	ESPN2-N		L			14	20
Nov. 6	*at South Carolina		JP-R		L			32	35
Nov. 13	*OLE MISS		JP-R		W			35	3
Nov. 20	* (8) at Mississippi St.				W			24	21
Nov. 26	*+LSU	NR/12	CBS-N		L			14	43

+ Little Rock, Ark.
*Southeastern Conference game

2005 • (4-7, 2-6 SEC/Western Division — 4th)

Captains: Pierre Brown, Kyle Dickerson,

Brandon Kennedy, Kyle Roper, Vickiel Vaughn

DATE	OPPONENT	UA/OPP	RK	TV	W	L	T	UA	OPP
Sept. 3	MISSOURI ST.				W			49	17
Sept. 10	*VANDERBILT				L			24	28
Sept. 17	at Southern Calif.	NR/1	FSN-N		L			17	70%
Sept. 24	*at Alabama		JP-R		L			13	24
Oct. 8	+ (14) LA.-MONROE				W			44	15
Oct. 15	*AUBURN	NR/21			L			17	34
Oct. 22	*at Georgia	NR/4	JP-R		L			20	23
Nov. 5	*SOUTH CAROLINA (HC)		JP-R		L			10	14
Nov. 12	*at Ole Miss				W			28	17
Nov. 19	*+ (8) MISSISSIPPI ST.				W			44	10
Nov. 25	*at LSU	NR/3	CBS-N		L			17	19

+ Little Rock, Ark.
*Southeastern Conference game
%USC later vacated win due to NCAA Committee on Infractions penalty

2006 • (10-4, 7-1 SEC/Western Division — 1st)

15th AP/16th USA Today • Captains: Keith Jackson,

Sam Olajubutu, Desmond Sims, Zac Tubbs, Tony Ugho,

Darius Vinnett

DATE	OPPONENT	UA/OPP	RK	TV	W	L	T	UA	OPP
Sept. 2	SOUTHERN CALIF.	NR/6	ESPN		L			14	50
Sept. 9	UTAH ST.				W			20	0
Sept. 16	*at Vanderbilt		LFS		W			21	19
Sept. 23	*ALABAMA	NR/22	CBS	W (2 OT)				24	23
Oct. 7	*at Auburn	NR/2	CBS		W			27	10
Oct. 14	SE MO. ST. (HC)	17/NR			W			63	7
Oct. 21	*OLE MISS	15/NR	LFS		W			38	3
Oct. 28	+ (14) LA.-MONROE	13/NR	ESPNU		W			44	10
Nov. 4	*at South Carolina	12/NR	ESPN		W			26	20
Nov. 11	*TENNESSEE	11/13	ESPN2		W			31	14
Nov. 18	* (8) at Mississippi St.	5/NR			W			28	14
Nov. 24	*+LSU	5/9	CBS		L			26	31
Dec. 2	< vs. Florida	8/4	CBS		L			28	38
Jan. 1	> vs. Wisconsin	12/6	ABC		L			14	17

+ Little Rock, Ark.
*Southeastern Conference game
< 2006 SEC Championship Game (Atlanta, Ga.)
> 2007 Capital One Bowl (Orlando, Fla.)

RAZORBACK



BOBBY PETRINO 3 SEASONS - 2008-PRES., 23-15-0

Bobby Petrino was introduced as the head coach of the Razorbacks on Dec. 11, 2007. In just his third season, he led Arkansas to the first BCS game in school history against Ohio State in the Allstate Sugar Bowl.

2008 • (5-7, 2-6 SEC/Western Division - T4th)

Captains: Casey Dick, Jonathan Luigs, Jamar Love, Malcolm Sheppard

DATE	OPPONENT	UA/OPP	RK	TV	W	L	T	UA	OPP
Aug. 30	WESTERN ILLINOIS				W			28	24
Sept. 6	+(14) LA.-MONROE			RSP	W			28	27
Sept. 20	*ALABAMA	NR/9		Raycom	L	14		49	
Sept. 27	at Texas	NR/7		ABC	L	10		52	
Oct. 4	*FLORIDA	NR/12		Raycom	L	7		38	
Oct. 11	*at Auburn	NR/20		RSP	W			25	22
Oct. 18	*at Kentucky			ESPNU	L	20		21	
Oct. 25	*OLE MISS			RSP	L	21		23	
Nov. 1	(1) TULSA (HC)	NR/19		RSP	W			30	23
Nov. 8	*at South Carolina			ESPN	L	21		34	
Nov. 22	*(8) at Mississippi State				L	28		31	
Nov. 28	*LSU			CBS	W			31	30

+ Little Rock, Ark.
*Southeastern Conference game

2009 • (8-5, 3-5 SEC/Western Division - T4th)

Captains: Adrian Davis, Wendel Davis, DeMarcus Love, Ryan Mallett, Malcolm Sheppard, Michael Smith

DATE	OPPONENT	UA/OPP	RK	TV	W	L	T	UA	OPP
Sept. 5	+MISSOURI STATE			RSP	W			48	10
Sept. 19	*GEORGIA	-/23		ESPN	L	41		52	
Sept. 26	*at Alabama	-/3		CBS	L	7		35	
Oct. 3	*Texas A&M			ESPN2	W			47	19
Oct. 10	*AUBURN	-/17		ESPN	W			44	23
Oct. 17	*at Florida	-/1		CBS	L	20		23	
Oct. 24	*at Ole Miss			SEC	L	17		30	
Oct. 31	E. MICHIGAN			ESPNU	W			63	27
Nov. 7	*SOUTH CAROLINA			SEC	W			33	16
Nov. 14	(16) TROY			CSS	W			56	20
Nov. 21	*+(8) MISSISSIPPI STATE			SEC	W			42	21
Nov. 28	*at LSU			ESPN	L (OT)	30		33	
Jan. 2	> East Carolina			ESPN	W (OT)			20	17

+ Little Rock, Ark.
^ Arlington, Texas
> Liberty Bowl (Memphis, Tenn.)
*Southeastern Conference game

2010 • (10-3, 6-2 SEC/Western Division - T2nd)

Captains: Jake Bequette, Ramon Broadway, Jerry Franklin, DeMarcus Love, Ryan Mallett, D.J. Williams

DATE	OPPONENT	UA/OPP	RANK	TV	W	L	T	UA	OPP
Sept. 4	TENNESSEE TECH	17/NR		RSP	W			44	3
Sept. 11	+(14) ULM	14/NR		FSN	W			31	7
Sept. 18	*at Georgia	12/NR		ESPN	W			31	24
Sept. 25	*ALABAMA	10/1		CBS	L	20		24	
Oct. 9	*Texas A&M	11/NR		ABC	W			24	17
Oct. 16	*at Auburn	12/7		CBS	L	43		65	
Oct. 23	*OLE MISS	21/NR		SEC	W			38	24
Oct. 30	*VANDERBILT	19/NR		FSN	W			49	14
Nov. 6	*at South Carolina	17/18		ESPN	W			41	20
Nov. 13	UTEP	14/NR		ESPNU	W			58	21
Nov. 20	*(8) at Mississippi State	13/22		ESPN	W (2OT)			38	31
Nov. 27	*+LSU	12/6		CBS	W			31	23
Jan. 4	> Ohio State	8/6		ESPN	L	26		31	

+ Little Rock, Ark.
^ Arlington, Texas
> Sugar Bowl (New Orleans, La.)
*Southeastern Conference Game

UA TV APPEARANCES

RECORD BY SCHOOL

Alabama	8-12
Arizona State	1-0
Auburn	7-8
Baylor	4-4
Duke	0-1
Florida	1-8
East Carolina	1-0
Eastern Michigan	1-0
Georgia	3-9
Georgia Tech	1-1
Hawaii	1-0
Houston	3-1
Kentucky	2-2
ULM	3-0
LSU	8-11
Memphis	1-0
Miami, Fla.	0-3
Michigan	0-1
Minnesota	0-1
Mississippi (Ole Miss)	5-11
Mississippi State	4-3
Missouri	1-1
Missouri State	1-0
Navy	1-0
Nebraska	1-0
North Carolina	0-2
Ohio State	0-1
Oklahoma	1-2
Oklahoma State	0-1
Rice	3-2
SMU	4-2-1
South Carolina	7-4
Southern California	0-2
Stanford	0-1
Tennessee	3-10
Tennessee Tech	1-0
Texas	11-18
Texas A&M	11-4
TCU	6-1
Texas Tech	4-1
Troy	1-0
Tulane	1-0
Tulsa	2-0
UCLA	0-1-1
UNLV	1-1
UTEP	1-0
Vanderbilt	2-0
Wisconsin	0-1
Total	117-131-2 (472)

RECORD BY NETWORK

ABC	15-28-1
CBS	15-26
CSS	1-0
ESPN	17-17
ESPN2	9-11
ESPNU	3-1
Fox	1-2
FSN	2-1
FX	1-0
HSE	3-0
JP	12-18
KATZ	0-1
LFS	2-1
LSN	1-0
Mizlou	1-0
NBC	4-3-1
Raycom	8-8
RSP	4-1
SEC Network	3-1
TBS	1-1
Not Available	14-11
Total	117-131-2 (472)

Television Legend

NA - Not Available
R - Regional
N - National

SCHOOL NAME CHANGES

- Henry Kendall College became University of Tulsa in 1921.
- Missouri School of Mines became Missouri-Rolla in 1964.
- Fairmount College became University of Wichita in 1926 and Wichita State University in 1964.
- Haskell Indian Junior College became Haskell Indian Nations University in 1993.
- Fourth District (Mo.) Normal School became Southwest Missouri State Teachers College in 1919, Southwest Missouri State College in 1945 and Southwest Missouri State University in 1972. In 2005, it became Missouri State.
- Oklahoma A&M College became Oklahoma State University in 1957.
- Oklahoma School of Mines and Metallurgy became Eastern Oklahoma State College in 1927 and Eastern Oklahoma State Agricultural and Mechanical College in 1941 and Eastern Oklahoma State College in 1972.
- Mississippi A&M College became Mississippi State University in 1932.
- Arkansas State Normal School became Arkansas State Teachers College in 1925, State College of Arkansas in 1967 and University of Central Arkansas in 1975.
- Northeastern State College became Northeastern State University in 1985.
- North Texas State College became North Texas State University in 1949 and University of North Texas in 1988.
- Memphis State University became University of Memphis in 1994.
- University of Southwestern Louisiana became University of Louisiana-Lafayette in 1999.
- Northeast Louisiana University became University of Louisiana-Monroe in 1999 and is referred to as ULM beginning in 2010.
- Southwestern College in Memphis became Rhodes College.
- Troy State became Troy in 2005.

SEASON OPENERS: 117 (91-22-4, .794)

HOMECOMING: 89 (53-32-4, .614)

HISTORY: All-Time Results

FOOTBALL

RAZORBACKS IN OVERTIME

Arkansas has established itself as an authority on overtime games.

In 2001, the Razorbacks won the longest game ever played, the 58-56, seven-overtime thriller at Ole Miss. In 2003, UA matched that effort with another seven-overtime thriller, the 71-63 win at Kentucky. Earlier that season, Arkansas claimed a double-overtime victory at Alabama. In 2007, the Razorbacks won a 50-48, triple-overtime thriller at No. 1 LSU. At the 2010 Liberty Bowl, Arkansas topped East Carolina, 20-17, in one overtime period. The Razorbacks won 38-31 in double overtime at No. 22 Mississippi State in 2010.

Arkansas had played extra-period games before those mentioned, but the Ole Miss and Kentucky games, and the six-overtime loss at Tennessee in 2002, rank at the top of the charts for the most overtimes played in NCAA history.

Key Points Regarding Overtime Games

- The team winning the coin toss has the option of taking the ball first or playing defense first. The team losing the coin toss selects the end of the field for both possessions.
- The team losing the coin toss has the option of going on offense or defense first for the second overtime while the other team chooses the end of the field.
- Each team gets the ball at the opponent 25-yard line.
- Beginning with the third overtime period, teams must attempt a two-point conversion following a touchdown.

ARKANSAS IN OVERTIME (9-2)

1996	at Miss. State	W	16-13	OT
2000	at Miss. State	W	17-10	OT
2001	at Ole Miss	W	58-56	7 OT
2002	at Tennessee	L	41-38	6 OT
2003	at Alabama	W	34-31	2 OT
2003	at Kentucky	W	71-63	7 OT
2006	Alabama	W	24-23	2 OT
2007	at LSU	W	50-48	3 OT
2009	at LSU	L	33-30	OT
2009	vs. East Carolina	W	20-17	OT
2010	at Miss. State	W	38-31	2 OT



Knile Davis scored the game-winning touchdown on a 7-yard reception in UA's 38-31 double-overtime win at Mississippi State in 2010.

ARKANSAS 71, KENTUCKY 63 (7 OT)

Nov. 1, 2003 • Lexington, Ky.

Game Notes

- Matches the record for the longest game in NCAA history (UA-Ole Miss in 2001)
- DeCori Birmingham had a career-best rushing performance, and the 11th-best in school history, with 196 yards and two TDs on 40 carries.
- UA set an NCAA team record for the most points in overtime with 47.

	1Q	2Q	3Q	4Q	10T	20T	30T	40T	50T	60T	70T	TOTAL
ARKANSAS	7	14	0	3	7	7	3	8	6	8	8	71
KENTUCKY	7	0	7	10	7	7	3	8	6	8	0	63

SCORING SUMMARY

- 1st – UA DeCori Birmingham 10 run (Chris Balseiro kick); UK Andrew Hopewell 6 blocked punt return (Taylor Begley kick)
 2nd – UA Richard Smith 26 pass from Matt Jones (Balseiro kick); UA Tom Crowder recovered blocked punt in end zone (Balseiro kick)
 3rd – UK Alexis Bwenge 51 pass from Jared Lorenzen (Begley kick)
 4th – UK Begley 34 field goal; UA Balseiro 37 field goal; UK Chris Benard 13 pass from Lorenzen (Begley kick)
 1st OT – UA Mark Pierce 1 run (Balseiro kick); UK Bwenge 2 run (Begley kick)
 2nd OT – Bwenge 7 run (Begley kick); UA Jason Peters 7 pass from Matt Jones (Balseiro kick)
 3rd OT – UA Balseiro 25 field goal; UK Begley 24 field goal
 4th OT – Lorenzen 1 run (Derek Abney pass from Lorenzen); UA Jones 3 run (Pierce pass from Jones)
 5th OT – George Wilson 15 pass from Jones (pass failed); UK Lorenzen 2 run (pass failed)
 6th OT – Lorenzen 1 run (Tommy Cook pass from Lorenzen); UA Pierce 2 run (Wilson pass from Jones)
 7th OT – UA Birmingham 25 run (Peters pass from Jones)

	ARKANSAS	KENTUCKY
First Downs	29	29
Rushing	15	13
Passing	14	12
Penalty	0	4
Rushing Attempts-Net Yards	71-334	52-180
Net Yards Passing	271	326
Passing	28-17-0	51-28-1
Total Plays-Total Offense	99-605	103-506
Punts	6-34.3	7-40.0
Fumbles	5-2	2-1
Penalties	12-87	8-60
Possession Time	32:53	27:07
Third-Down Conversions	13-22	10-22
Fourth-Down Conversions	1-1	2-3
Sacks By: Number-Yards	2-13	2-17

INDIVIDUAL STATISTICS

RUSHING: UA – DeCori Birmingham 40-196; Matt Jones 15-112; Cedric Cobbs 9-46; Carlos Ousley 1-9; Mark Pierce 2-3; Steven Harris 1-(15); Ryan Sorahan 3-(17). UK – Alexis Bwenge 22-89; Jared Lorenzen 15-39; Draak Davis 5-35; Shane Boyd 4-17; Derek Abney 1-2; Ronald Johnson 1-1; Team 1-0; Keenan Burton 3-(3).
 PASSING: UA – Matt Jones 25-16-0, 260; Ryan Sorahan 3-1-0, 11. UK Jared Lorenzen 49-28-1, 326; Shane Boyd 2-0-0.
 RECEIVING: UA – George Wilson 9-172; Richard Smith 5-69; Carlos Ousley 1-12; Jared Hicks 1-11; Jason Peters 1-7. UK Derek Abney 10-91; Chris Bernard 4-82; Tommy Cook 4-39; Draak Davis 4-13; Jeremi Drobney 2-25; Alexis Bwenge 1-51; Glenn Holt 1-17; Keenan Burton 1-7; Shane Boyd 1-1.

ARKANSAS 58, OLE MISS 56 (7 OT)

Nov. 3, 2001 • Oxford, Miss.

Game Notes

- The seven overtimes is an NCAA record.
- The 114 combined points scored is an SEC record.
- UA All-American linebacker Jermaine Petty made his 20th tackle on his 103rd play of the game when he stopped Ole Miss tight end Doug Zeigler two yards short of the end zone on a two-point conversion attempt that would have forced an eighth extra period.
- Quarterback Matt Jones accounted for 116 of UA's 157 yards of total offense in the extra periods with 61 yards rushing and 55 passing. He did not start, but played all of the fourth quarter and all seven overtime periods.

	1Q	2Q	3Q	4Q	10T	20T	30T	40T	50T	60T	70T	TOTAL
ARKANSAS	0	7	3	7	7	0	6	6	6	8	8	58
OLE MISS	7	0	3	7	7	0	6	6	6	8	6	56

SCORING SUMMARY

- 1st – UM Joe Gunn 1 run (Nichols kick);
 2nd – UA Cedric Cobbs 2 run (O'Donohoe kick)
 3rd – UA Brennan O'Donohoe 45 field goal; UM Jonathon Nichols 32 field goal
 4th – UA Mark Pierce 2 run (O'Donohoe kick); UM Jason Armstead 3 pass from Eli Manning (Nichols kick)
 1st OT – UA Cobbs 16 run (O'Donohoe kick); UM Armstead 11 pass from Manning (Nichols kick)
 3rd OT – UA Matt Jones 25 run (rush failed); UM Gunn 1 run (pass failed)
 4th OT – UM Bill Flowers 21 pass from Manning (pass failed); UA George Wilson 24 pass from Jones (rush failed)
 5th OT – UA Jones 8 run (pass failed); UM Doug Zeigler 12 pass from Manning (pass failed)
 6th OT – UM Zeigler 15 pass from Manning (Charles Stackhouse run); UA Pierce 2 run (Peters pass from Jones)
 7th OT – UA Pierce 2 run (Birmingham pass from Jones); UM Armstead 3 pass from Manning (pass failed)

	ARKANSAS	OLE MISS
First Downs	32	28
Rushing	22	10
Passing	10	17
Penalty	0	1
Rushing Attempts-Net Yards	80-370	50-145
Net Yards Passing	161	312
Passing	26-12-1	42-27-0
Total Plays-Total Offense	106-531	92-457
Punts	5-37.6	5-36.2
Fumbles	1-1	1-1
Penalties	4-40	4-16
Possession Time	33:34	26:26
Third-Down Conversions	16-26	7-17
Fourth-Down Conversions	3-3	2-2
Sacks By: Number-Yards	1-3	0-0

INDIVIDUAL STATISTICS

RUSHING: UA – Fred Talley 23-113; Matt Jones 18-110; Cedric Cobbs 22-100; Mark Pierce 11-39; Zak Clark 2-5; DeCori Birmingham 4-3. UM – Joe Gunn 31-102; Robert Williams 5-34; Charles Stackhouse 8-27; Toward Sanford 1-0; Eli Manning 4-(9).
 PASSING: UA – Zak Clark 9-20-1, 100; Matt Jones 3-6-0, 61. UM – Eli Manning 27-42-0, 312.
 RECEIVING: UA – George Wilson 8-105; Mark Pierce 2-19; Nathan Ball 1-23; Marcellus Poydras 1-0. UM – Bill Flowers 7-97; Doug Zeigler 5-102; Jason Armstead 5-27; Charles Stackhouse 4-40; Chris Collins 3-15; Omar Rayford 2-19; Robert Williams 1-2.

ARKANSAS' NCAA RECORDS SET IN OVERTIME

- Longest games in NCAA history: seven overtimes (Arkansas at Kentucky, 2003; Arkansas at Ole Miss, 2001; and North Texas at Florida International, 2006)
- Fourth-longest game in NCAA history: six overtimes (Arkansas at Tennessee, 2002)
- Most points scored in overtime: 47 at Kentucky, 2003
- Most points scored in overtime (both teams): 86, UA at Kentucky, 2003
- Most plays in an overtime game (both teams): 202, UA at Kentucky, 2003
- Second-most points scored in an overtime game (both teams): 134, UA at Kentucky, 2003

HISTORY: Overtime Games

RAZORBACK

ARKANSAS BOWL HISTORY



1934 Dixie Classic
Jan. 1, 1934
Dallas, Texas
Centenary, T 7-7



1947 Cotton Bowl
Jan. 1, 1947
Dallas, Texas
LSU, T 0-0



1948 Dixie Bowl
Jan. 1, 1948
Birmingham, Ala
William & Mary, W 21-19



1955 Cotton Bowl
Jan. 1, 1955
Dallas, Texas
Georgia Tech, L 14-6




1960 Gator Bowl
Jan. 2, 1960
Jacksonville, Fla.
Georgia Tech, W 14-7



1961 Cotton Bowl
Jan. 1, 1961
Dallas, Texas
Duke, L 7-6



1962 Sugar Bowl
Jan. 1, 1962
New Orleans, La.
Alabama, L 10-3



1963 Sugar Bowl
Jan. 1, 1963
New Orleans, La.
Ole Miss, L 17-13



1965 Cotton Bowl
Jan. 1, 1965
Dallas, Texas
Nebraska, W 10-7



1966 Cotton Bowl
Jan. 1, 1966
Dallas, Texas
LSU, L 14-7



1969 Sugar Bowl
Jan. 1, 1969
New Orleans, La.
Georgia, W 16-2



1970 Sugar Bowl
Jan. 1, 1970
New Orleans, La.
Ole Miss, L 27-22



1971 Liberty Bowl
Dec. 20, 1971
Memphis, Tenn.
Tennessee, L 14-13



1976 Cotton Bowl
Jan. 1, 1976
Dallas, Texas
Georgia, W 31-10



1978 Orange Bowl
Jan. 2, 1978
Miami, Fla.
Oklahoma, W 31-6



1978 Fiesta Bowl
Dec. 25, 1978
Tempe, Ariz.
UCLA, T 10-10



1980 Sugar Bowl
Jan. 1, 1980
New Orleans, La.
Alabama, L 24-9



1980 Hall of Fame Bowl
Dec. 27, 1980
Birmingham, Ala.
Tulane, W 34-15



1981 Gator Bowl
Dec. 28, 1981
Jacksonville, Fla.
North Carolina, L 31-27



1982 Bluebonnet Bowl
Dec. 31, 1982
Houston, Texas
Florida, W 28-24



1984 Liberty Bowl
Dec. 27, 1984
Memphis, Tenn.
Auburn, L 21-15



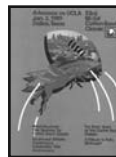
1985 Holiday Bowl
Dec. 22, 1985
San Diego, Calif.
Arizona State, W 18-17



1987 Orange Bowl
Jan. 1, 1987
Miami, Fla.
Oklahoma, L 42-8



1987 Liberty Bowl
Dec. 29, 1987
Memphis, Tenn.
Georgia, L 20-17



1989 Cotton Bowl
Jan. 2, 1989
Dallas, Texas
UCLA, L 17-3



1990 Cotton Bowl
Jan. 1, 1990
Dallas, Texas
Tennessee, L 31-27



1991 Independence Bowl
Dec. 29, 1991
Shreveport, La.
Georgia, L 24-15



1995 Carquest Bowl
Dec. 30, 1995
Miami, Fla.
North Carolina, L 20-10



1999 Florida Citrus Bowl
Jan. 1, 1999
Orlando, Fla.
Michigan, L 45-31



2000 Cotton Bowl
Jan. 1, 2000
Dallas, Texas
Texas, W 27-6



2000 Las Vegas Bowl
Dec. 21, 2000
Las Vegas, Nev.
UNLV, L 31-14



2002 Cotton Bowl
Jan. 1, 2002
Dallas, Texas
Oklahoma, L 10-3



2002 Music City Bowl
Dec. 30, 2002
Nashville, Tenn.
Minnesota, L 29-14



2003 Independence Bowl
Dec. 31, 2003
Shreveport, La.
Missouri, W 27-14



2007 Capital One Bowl
Jan. 1, 2007
Orlando, Fla.
Wisconsin, L 17-14



2008 Cotton Bowl
Jan. 1, 2008
Dallas, Texas
Missouri, L 38-7



2010 Liberty Bowl
Jan. 2, 2010
Memphis, Tenn.
East Carolina, W 20-17 (OT)



2011 Sugar Bowl
Jan. 4, 2011
New Orleans, La.
Ohio State, L 31-26

OVERALL BOWL RECORD: 12-23-3

HISTORY: Arkansas Bowl History

FOOTBALL

INDIVIDUAL

Most Carries	29
Marius Johnson vs. North Carolina, 1995 Carquest Bowl.	
Most Yards Gained Rushing	205
Roland Sales vs. Oklahoma, 1978 Orange Bowl.	
Longest Run From Scrimmage	76
Felix Jones vs. Wisconsin, 2007 Capital One Bowl.	
Most Passes Attempted	47
Ryan Mallett vs. Ohio State, 2011 Sugar Bowl.	
Most Passes Completed	24
Ryan Mallett vs. Ohio State 2011 Sugar Bowl.	
Most Yards Gained Passing	338
Bill Montgomery vs. Ole Miss, 1970 Sugar Bowl.	
Most Touchdown Passes	2
Ryan Mallett vs. Ohio State, 2011 Sugar Bowl;	
Robby Hampton vs. UNLV, 2000 Las Vegas Bowl;	
Clint Stoerner vs. Michigan, 1999 Citrus Bowl;	
Brad Taylor vs. North Carolina, 1981 Gator Bowl;	
Bill Montgomery vs. Ole Miss, 1970 Sugar Bowl.	
Most Consecutive Passes Completed ... 9	
Bill Montgomery vs. Georgia, 1969 Sugar Bowl.	
Longest Pass Completion	68
Bill Gray to Jerry Lamb vs. Ole Miss, 1963 Sugar Bowl.	
Most Pass Receptions	12
Chuck Dicus vs. Georgia, 1969 Sugar Bowl.	
Most Yards Gained Receiving	171
Chuck Dicus vs. Ole Miss, 1970 Sugar Bowl;	
Derek Holloway vs. North Carolina, 1981 Gator Bowl.	
Most Touchdown Receptions	1
26 players (last: Jarius Wright, Joe Adams, 2011 Sugar Bowl)	
Most Punting Yards	572
Tom Murphy vs. Centenary, 1934 Dixie Classic.	
Most Punts	13
Tom Murphy vs. Centenary, 1934 Dixie Classic.	
Best Punting Average	49.2
Allen Meacham (6 punts, 295 yards) vs. UCLA, 1989 Cotton Bowl.	
Longest Punt	71
Allen Meacham vs. UCLA, 1989 Cotton Bowl.	
Most Interceptions	3
Louis Campbell vs. Tennessee, 1971 Liberty Bowl.	
Most Interception Return Yards	70
Mel McGaha vs. William & Mary, 1948 Dixie Bowl.	
Longest Interception Return	70
Mel McGaha vs. William & Mary, 1948 Dixie Bowl.	
Most Yards Tandem Offense	257
Roland Sales (26 plays, 205 yds. rushing, 52 yards receiving) vs. Oklahoma, 1978 Orange Bowl.	
Most Yards Gained Total Offense	360
Bill Montgomery (46 plays, 22 yds. rushing, 338 yards passing) vs. Ole Miss, 1970 Sugar Bowl.	

Most Punt Returns	5
Reggie Fish vs. Wisconsin, 2007 Capital One Bowl (15 yards).	
Most Punt Return Yards	80
Gary Anderson vs. Tulane, 1980 Hall of Fame Bowl.	
Longest Punt Return	80
Gary Anderson vs. Tulane, 1980 Hall of Fame Bowl.	
Most Kickoff Returns	4
Felix Jones vs. Missouri, 2008 Cotton Bowl;	
Dedrick Poole vs. Minnesota, 2002 Music City Bowl;	
Steven Harris vs. UNLV, 2000 Las Vegas Bowl;	
James Rouse vs. Georgia, 1987 Liberty Bowl;	
Marshall Foreman vs. Oklahoma, 1987 Orange Bowl;	
Lance Alworth vs. Alabama, 1962 Sugar Bowl.	
Most Kickoff Return Yards	92
Marshall Foreman vs. Oklahoma, 1987 Orange Bowl.	
Longest Kickoff Return	46
Felix Jones vs. Missouri, 2008 Cotton Bowl.	
Most Points Scored	14
Barry Foster (2 TDs, 2 Pt. Conv.) vs. Tennessee, 1990 Cotton Bowl;	
E. D. Jackson (2 TDs, 2 Pt. Conv.) vs. Georgia, 1991 Independence Bowl.	
Most Touchdowns Scored	2
Felix Jones vs. Wisconsin 2007 Capital One Bowl;	
Cedric Cobbs vs. Texas, 2000 Cotton Bowl;	
Chrys Chukwuma vs. Michigan, 1999 Citrus Bowl;	
E.D. Jackson vs. Georgia, 1991 Independence Bowl;	
Barry Foster vs. Tennessee, 1990 Cotton Bowl;	
Greg Thomas vs. Georgia, 1987 Liberty Bowl;	
Gary Anderson vs. Florida, 1982 Bluebonnet Bowl;	
Gary Anderson vs. Tulane, 1980 Hall of Fame Bowl;	
Roland Sales vs. Oklahoma, 1978 Orange Bowl;	
Ike Forte vs. Georgia, 1976 Cotton Bowl.	
Most Field Goals	4
Chris Balseiro vs. Missouri 2003 Independence Bowl.	
Most Field Goal Attempts	5
Bob White vs. Georgia, 1969 Sugar Bowl.	
Most Points After Touchdown	4
Steve Little vs. Georgia, 1976 Cotton Bowl;	
Steve Little vs. Oklahoma, 1978 Orange Bowl;	
Ish Ordonez vs. Tulane, 1980 Hall of Fame Bowl;	
Martin Smith vs. Florida, 1982 Bluebonnet Bowl;	
Todd Latourette vs. Michigan, 1999 Citrus Bowl.	
Most Points After Touchdown Att	4
Todd Latourette vs. Michigan, 1999 Citrus Bowl;	
Martin Smith vs. Florida, 1982 Bluebonnet Bowl;	

Ish Ordonez vs. Tulane, 1980 Hall of Fame Bowl;	
Steve Little vs. Oklahoma, 1978 Orange Bowl;	
Steve Little vs. Georgia, 1976 Cotton Bowl.	
Longest Scoring Run	76,
Felix Jones vs. Wisconsin 2007 Capital One Bowl.	
Longest Scoring Pass	66
Brad Taylor to Derek Holloway vs. North Carolina, 1981 Gator Bowl.	
Longest Field Goal	49
Kendall Trainor vs. UCLA, 1989 Cotton Bowl.	
Longest Scoring Interception Return ..	70
Mel McGaha vs. William & Mary, 1948 Dixie Bowl.	
Longest Scoring Punt Return	80,
Gary Anderson vs. Tulane, 1980 Hall of Fame Bowl.	

TEAM

Most First Downs	31
vs. Tennessee, 1990 Cotton Bowl.	
Most First Downs Rushing	22
vs. Florida, 1982 Bluebonnet Bowl.	
Most First Downs Passing	14
vs. Ohio State, 2011 Sugar Bowl	
Most First Downs Penalty	5
vs. Georgia, 1991 Independence Bowl.	
Most Yards Rushing	383
vs. Tulane, 1980 Hall of Fame Bowl.	
Most Carries	72
vs. Tennessee, 1990 Cotton Bowl.	
Most Yards Passing	338
vs. Ole Miss, 1970 Sugar Bowl.	
Most Attempts Passing	47
vs. Ohio State, 2011 Sugar Bowl	
Most Completions	24
vs. Ohio State, 2011 Sugar Bowl	
Most Passes Had Intercepted	5
vs. Oklahoma, 1987 Orange Bowl;	
vs. Georgia, 1991 Independence Bowl.	
Most Touchdown Passes	2
vs. Ohio State, 2011 Sugar Bowl	
vs. Minnesota, 2002 Music City Bowl.	
vs. UNLV, 2000 Las Vegas Bowl;	
vs. Michigan, 1999 Citrus Bowl;	
vs. North Carolina, 1981 Gator Bowl;	
vs. Ole Miss, 1970 Sugar Bowl;	
Most Yards Total Offense	568
vs. Tennessee, 1990 Cotton Bowl.	
Most Plays Total Offense	94
vs. Tennessee, 1990 Cotton Bowl.	
Most Penalties	12
vs. Wisconsin, 2007 Capital One Bowl (123 yards).	

Most Yards Penalized	123
vs. Wisconsin, 2007 Capital One Bowl (12 penalties).	
Fewest Penalties	1
vs. Tulane, 1980 Hall of Fame Bowl.	
vs. Alabama, 1980 Sugar Bowl;	
vs. LSU, 1947 Cotton Bowl;	
Fewest Yards Penalized	5
vs. LSU, 1947 Cotton Bowl.	
Most Fumbles	6
vs. Georgia, 1976 Cotton Bowl.	
Most Fumbles Lost	4
vs. Missouri, 2008 Cotton Bowl.	
Fewest Fumbles	0
vs. Missouri, 2003 Independence Bowl;	
vs. UNLV, 2000 Las Vegas Bowl;	
vs. Texas, 2000 Cotton Bowl;	
vs. Michigan, 1999 Citrus Bowl;	
vs. Auburn, 1984 Liberty Bowl;	
vs. Tulane, 1980 Hall of Fame Bowl;	
vs. Georgia Tech, 1955 Cotton Bowl.	
Fewest Fumbles Lost	0
vs. Ohio State, 2011 Sugar Bowl	
vs. Wisconsin, 2007 Capital One Bowl;	
vs. Missouri, 2003 Independence Bowl;	
vs. UNLV, 2000 Las Vegas Bowl;	
vs. Texas, 2000 Cotton Bowl;	
vs. Michigan, 1999 Citrus Bowl;	
vs. Auburn, 1984 Liberty Bowl;	
vs. Tulane, 1980 Hall of Fame Bowl;	
vs. Ole Miss, 1963 Sugar Bowl;	
vs. Georgia Tech, 1955 Cotton Bowl.	
Most Interceptions	3
vs. Tennessee, 1971 Liberty Bowl;	
vs. Georgia, 1969 Sugar Bowl.	
Most Interception Return Yards	70
vs. William & Mary, 1948 Dixie Bowl.	
Most Punt Returns	6
vs. Texas, 2000 Cotton Bowl.	
Most Punt Return Yards	80
vs. Tulane, 1980 Hall of Fame Bowl.	
Most Kickoff Returns	7
vs. Missouri, 2008 Cotton Bowl;	
vs. Minnesota, 2002 Music City Bowl.	
Most Kickoff Return Yards	168
vs. Missouri, 2008 Cotton Bowl.	
Most Points Scored	34
vs. Tulane, 1980 Hall of Fame Bowl.	
Fewest Points Scored	0
vs. LSU, 1947 Cotton Bowl.	
Most Points Allowed	45
vs. Michigan, 1999 Citrus Bowl.	
Fewest Points Allowed	0
vs. LSU, 1947 Cotton Bowl.	

HISTORY: Bowl Records



Ryan Mallett broke the UA bowl record for pass attempts and pass completions and tied the school's record for most passing touchdowns in a bowl game at the 2011 Allstate Sugar Bowl against Ohio State.

RAZORBACK



Jarius Wright became just the second Razorback in school history to score a receiving touchdown in consecutive bowl games with his 22-yard touchdown reception in the 2011 Allstate Sugar Bowl against Ohio State.

INDIVIDUAL (OPPONENT)

Most Carries	33
Dominique Lindsay, East Carolina, 2010 Liberty Bowl.	
Most Yards Gained Rushing	281
Tony Temple, Missouri, 2008 Cotton Bowl.	
Most Passes Attempted	37
Nickie Hall, Tulane, 1980 Hall of Fame Bowl.	
Most Passes Completed	24
Nate Hybl, Oklahoma, 2002 Cotton Bowl.	
Most Yards Gained Passing	273
Archie Manning, Ole Miss, 1970 Sugar Bowl.	
Most Touchdown Passes	3
Bob Hewko, Florida, 1982 Bluebonnet Bowl; Jason Thomas, UNLV, 2000 Las Vegas Bowl.	
Most Pass Receptions	9
Quentin Griffin, Oklahoma, 2002 Cotton Bowl.	
Most Yards Gained Receiving	129
Tai Streets, Michigan, 1999 Citrus Bowl.	
Most Touchdown Receptions	3
Dwayne Dixon, Florida, 1982 Bluebonnet Bowl.	
Most Punts	10
Spike Jones, Georgia, 1969 Sugar Bowl.	
Most Punting Yards	386
Spike Jones, Georgia, 1969 Sugar Bowl.	
Best Punting Average	46.2
Matt Dodge, East Carolina, 2010 Liberty Bowl.	
Most Interceptions	2
George Wilson, Alabama, 1962 Sugar Bowl; Sonny Brown, Oklahoma, 1987 Orange Bowl; Michael Lehan, Minnesota, 2002 Music City Bowl; John Stocco, Wisconsin, 2007 Capital One Bowl.	
Pat Pinkney, East Carolina, 2010 Liberty Bowl.	
Most Interception Yards Returned	46
Ian Gold, Michigan, 1999 Citrus Bowl.	

Most Yards Tandem Offense	281
Tony Temple, Missouri, 2008 Cotton Bowl.	
Most Yards Gained Total Offense	336
Terrelle Pryor, Ohio State 2011 Sugar Bowl	
Most Punt Returns	7
Curtis Fagan, Oklahoma, 2002 Cotton Bowl.	
Most Punt Return Yards	51
Troy Mason, UNLV, 2000 Las Vegas Bowl.	
Most Kickoff Returns	5
Jordan Hall, Ohio State 2011 Sugar Bowl (113 yards).	
Most Kickoff Return Yards	113
Jordan Hall, Ohio State 2011 Sugar Bowl (5 returns).	
Most Points Scored	24
Tony Temple, Missouri, 2008 Cotton Bowl.	
Most Touchdowns Scored	4
Tony Temple, Missouri, 2008 Cotton Bowl.	
Most Field Goals Attempted	5
Dan Nystrom, Minnesota, 2002 Music City Bowl.	
Ben Hartman, East Carolina, 2010 Liberty Bowl	
Most Field Goals	5
Dan Nystrom, Minnesota, 2002 Music City Bowl.	
Longest Field Goal	52
Cloyce Hinton, Ole Miss, 1970 Sugar Bowl; Taylor Mehlhaff, Wisconsin, 2007 Capital One Bowl.	
Most Kick Conversions Attempted	6
Tim Lashar, Oklahoma, 1987 Orange Bowl; Jay Feely, Michigan, 1999 Citrus Bowl.	
Most Kick Conversions	6
Tim Lashar, Oklahoma, 1987 Orange Bowl; Jay Feely, Michigan, 1999 Citrus Bowl.	
Longest Run From Scrimmage	78
Chuck Webb, Tennessee, 1990 Cotton Bowl.	
Longest Scoring Run	78
Chuck Webb, Tennessee, 1990 Cotton Bowl.	

Longest Pass Completion	84
Andy Kelly to Anthony Morgan, Tennessee, 1990 Cotton Bowl.	
Longest Scoring Pass	84
Andy Kelly to Anthony Morgan, Tennessee, 1990 Cotton Bowl.	
Longest Interception Return	47
Eddie Brown, Tennessee, 1971 Liberty Bowl.	

TEAM (OPPONENT)

Most Opponent First Downs	25
Missouri, 2003 Independence Bowl.	
Most Opponent First Downs Rushing	17
Georgia Tech, 1955 Cotton Bowl; North Carolina, 1981 Gator Bowl.	
Most Opponent First Downs Passing	13
Ole Miss, 1963 Sugar Bowl; Ole Miss, 1970 Sugar Bowl; Florida, 1982 Bluebonnet Bowl.	
Most Opponent Rushing Attempts	65
North Carolina, 1981 Gator Bowl.	
Most Opponent Net Yards Rushing	323
Missouri, 2008 Cotton Bowl.	
Fewest Opp. Yards Lost Rushing	37
East Carolina, 2010 Liberty Bowl.	
Most Opponent Passes Completed	24
Texas, 2000 Cotton Bowl, Oklahoma, 2002 Cotton Bowl.	
Most Opponent Yards Passing	273
Ole Miss, 1970 Sugar Bowl.	
Most Opponent Touchdown Passes	3
Florida, 1982 Bluebonnet Bowl; UNLV, 2000 Las Vegas Bowl.	
Most Opponent Total Offense Plays	88
East Carolina, 2010 Liberty Bowl.	
Most Opp. Total Offense Yards	470
Tennessee, 1990 Cotton Bowl.	
Most Opponent Punts	13
Centenary, 1934 Dixie Classic.	
Fewest Opponent Punts	2
Ole Miss, 1963 Sugar Bowl; Minnesota, 2002 Music City Bowl.	
Fewest Opponent Yards Punting	65
Ole Miss, 1963 Sugar Bowl.	
Most Opponent Yards Punting	421
Centenary, 1934 Dixie Classic.	
Most Opponent Punt Returns	7
Oklahoma, 2002 Cotton Bowl.	
Most Opponent Punt Returns Yards	50
Alabama, 1980 Sugar Bowl.	
Most Opponent Kickoff Returns	6
Missouri, '03 Independence Bowl (120).	
Most Opponent Kickoff Return Yards	120
Missouri, 2003 Independence Bowl (6).	
Most Opponent Touchdowns	6
Oklahoma, 1987 Orange Bowl; Michigan, 1999 Citrus Bowl.	
Most Opponent Points	45
Michigan, 1999 Citrus Bowl.	
Most Opponent Extra Points Att.	6
Oklahoma, 1987 Orange Bowl; Michigan, 1999 Citrus Bowl.	
Most Opponent Extra Points Made	6
Oklahoma, 1987 Orange Bowl; Michigan, 1999 Citrus Bowl.	
Most Opponent Field Goals Made	5
Minnesota, 2002 Music City Bowl.	
Fewest Opponent First Downs	10
Duke, 1961 Cotton Bowl.	
Fewest Opp. First Downs Rushing	1
Wisconsin, 2007 Capital One Bowl.	
Fewest Opp. First Downs Passing	0
Alabama, 1962 Sugar Bowl.	

Most Opponent Fumbles	7
Georgia, 1969 Sugar Bowl.	
Most Opponent Fumbles Lost	5
Georgia, 1969 Sugar Bowl.	
Most Opponent Penalties	12
Michigan, 1999 Citrus Bowl; UNLV, 2000 Las Vegas Bowl.	
Most Opponent Penalty Yards	119
UNLV, 2000 Las Vegas Bowl.	
Fewest Opp. Rushing Att. Allowed	25
Texas, 2000 Cotton Bowl.	
Fewest Opponent Net Yards Rushing Allowed	27
Texas, 2000 Cotton Bowl.	
Most Opponent Yards Lost	96
Georgia, 1969 Sugar Bowl.	
Fewest Opponent Passes Completed	2
Oklahoma, 1987 Orange Bowl.	
Fewest Opp. Total Offense Plays	53
Georgia Tech, 1960 Gator Bowl; Oklahoma, 1987 Orange Bowl.	
Fewest Opp. Total Offense Yards	168
Nebraska, 1965 Cotton Bowl.	
Fewest Opponent Passes Attempted	5
Oklahoma, 1987 Orange Bowl.	
Fewest Opponent Yards Passing	20
Alabama, 1962 Sugar Bowl.	
Most Opponent Passes Intercepted	3
Georgia, 1969 Sugar Bowl; Tennessee, 1971 Liberty Bowl.	
Most Yards Gained on Opponent Passes Intercepted	70
William & Mary, 1948 Dixie Bowl.	
Fewest Arkansas Total First Downs	4
UCLA, 1989 Cotton Bowl.	
Fewest Ark. First Downs Rushing	2
UCLA, 1989 Cotton Bowl.	
Fewest Arkansas First Downs Passing	0
Oklahoma, 2002 Cotton Bowl.	
Fewest Arkansas Rushing Attempts	20
East Carolina, 2010 Liberty Bowl.	
Fewest Arkansas Net Yards Rushing	21
UCLA, 1989 Cotton Bowl	
Fewest Arkansas Passes Attempted	6
Georgia Tech, 1960 Gator Bowl.	
Fewest Arkansas Passes Completed	2
Georgia Tech, 1960 Gator Bowl, Oklahoma, 2002 Cotton Bowl.	
Fewest Arkansas Yards Passing	13
Oklahoma, 2002 Cotton Bowl.	
Fewest Arkansas Total Off. Plays	36
UCLA, 1989 Cotton Bowl.	
Fewest Arkansas Total Offensive Yards	42
UCLA, 1989 Cotton Bowl.	

FOOTBALL

THE UNIVERSITY OF ARKANSAS MEDIA RELATIONS DEPARTMENT

appreciates your interest in UA football and strives to assist you in your coverage. A list of our staff members, our address, and our telephone and fax numbers follows:

Mailing address:
UA Media Relations
PO Box 7777
Fayetteville, AR 72702-7777
479-575-2751
479-575-7481 (Fax)

Shipping address:
UA Media Relations
131 Barnhill Arena
Fayetteville, AR 72701
Website:
ArkansasRazorbacks.com



Zack Higbee
Director of Football
Media Relations



Robby Edwards
Associate Media Relations
Director



Phil Pierce
Associate Media Relations
Director



Jeri Thorpe
Associate Media Relations
Director



Chad Crunk
Assistant Media Relations
Director



Zach Lawson
Assistant Media Relations
Director



Derek Satterfield
Assistant Media Relations
Director



Mary Lynn Gibson
Secretary

Media and photo credentials to games in Fayetteville and/or Little Rock will be issued according to the following priority:

1. daily newspapers for production the next day
2. sports editors only of other Arkansas daily newspapers
3. originating broadcast of visiting team
4. accredited photographers (same priority as writers)
5. school publications (home and visiting campus publications [newspaper, yearbook, radio station, alumni magazine etc.] are limited to a total of two media and two photo passes)
6. accredited television sports directors and photographers
7. approved special coverage

Credentials will not be mailed. They may be picked up beginning three hours prior to kickoff at the media will call station at the base of the elevator at both Donald W. Reynolds Razorback Stadium in Fayetteville and War Memorial Stadium in Little Rock. Be prepared to present photo identification when picking up credentials.

GAMEDAY PARKING

Limited parking is available in Fayetteville and Little Rock for media members. Those media members needing parking should make the request at least two weeks in advance to allow time for mailing.

TELEPHONES

UA provides ample telephones on a first-come, first-served basis for media members in the press boxes at both Fayetteville and Little Rock. A credit card is required for making calls from these phones.

WIRELESS INTERNET

The Arkansas press box does have wireless access. Interested members of the media are asked to check with UA media relations staff members for assistance.

The policies that follow have been prepared in consideration of your needs, as well as the needs of our student-athletes and coaches, in hopes of creating a positive working environment for us all. As always, we welcome your suggestions and will try to accommodate any special requests you may have.

INTERVIEWS

Interviews with our coaches and student-athletes are encouraged, but we **require** all interview arrangements be made via the media relations department. **Coaches and student-athletes are instructed to decline any interviews not pre-arranged by the media relations department.** UA football coaches and student-athletes are generally available for in-person interviews following practice. During a game week, coaches and student-athletes will be available post-practice Tuesday and Wednesday. **All student-athlete and assistant coach interview requests must be made at least one day in advance to allow time to facilitate the notification process.** Telephone interviews can be arranged, but student-athletes' telephone numbers will not be provided and student-athletes are instructed to politely decline interviews when contacted by telephone.

Student housing, the training room, the weight room and locker rooms are off-limits to members of the media.

DAILY PRACTICE

Following each practice session, head coach Bobby Petrino or a member of the UA coaching staff will conduct a group interview with members of the media. Video and still photographers from accredited media outlets wishing to shoot practices are asked to consult with the media relations department for current guidelines prior to arrival at the practice field.

Following each practice session Monday through Thursday, the media relations department will produce a brief, *Associated Press*-style practice story. The story may be retrieved from the Razorbacks' official website, ArkansasRazorbacks.com.

WEEKLY PRESS CONFERENCE OPPORTUNITIES

Please consult the UA media relations department for the schedule of weekly press opportunities for Coach Petrino and student-athletes.

SEC WEEKLY COACHES' TELECONFERENCE

In conjunction with the Southeastern Conference, head coach Bobby Petrino will participate each week in the league's teleconference of football coaches. The teleconferences will be conducted each Wednesday from Aug. 31 to Nov. 23 from 10 a.m. CT to Noon CT. **Coach Petrino's scheduled time slot is from 11 a.m. CT to 11:10 a.m. CT.** Accredited media members only may access the broadcast-quality teleconference. Callers may participate in the question-and-answer session with an individual coach or all SEC coaches. For more information and the teleconference number, contact the SEC Media Relations Office at (205) 458-3000.

ARKANSAS SATELLITE UPLINK

The Arkansas Media Relations office will offer its own uplink of interviews once a week during the 2011 season. Please contact the media relations department at (479) 575-2751 for dates, times and coordinates.

ARKANSASRAZORBACKS.COM

The latest information on all Razorback sports, including football, can be found at ArkansasRazorbacks.com — the official website of UA athletics. Game notes, quotes from press conferences and daily practice stories are just a few of the items included online. The site also offers biographical information on UA coaches and student-athletes, statistics, game stories and schedules.

GAME CREDENTIAL REQUESTS

All requests for media and/or photo credentials must be made online at www.SportsSystems.com/Arkansas. Requests should be made at least two weeks in advance.

Credentials must be requested and will be granted on a game-by-game basis only. No multi-game or full season credentials will be issued.

Please see media credentialing guidelines online at www.SportsSystems.com/Arkansas.

Space limitations prevent accommodation of weekly media representatives.

Only fully accredited personnel directly involved in the coverage of the game will be admitted. Credentials are non-transferable. The University of Arkansas Media Relations reserves the right to revoke any credential: (1) used by an individual other than the one for whom it was granted; (2) any individual who refuses to comply with press box and/or photographic area guidelines; (3) any individual who is not an accredited member of the media; (4) any individual under the age of 16.

MEDIA: Media Information

RAZORBACK

EVENT MANAGEMENT: Game Day Reminders

FAN GUIDE

For more game day information and to download a copy of the Arkansas Football Fan Guide, please go to the University of Arkansas' athletics department website at www.ArkansasRazorbacks.com. Select the Fan button and then Fan Guides.

COUNTERFEIT TICKETS

Fans are reminded about the potential of counterfeit tickets being sold at Razorback games. The lone authorized outlet for ticket purchases is the UA Ticket Office, and tickets acquired in any other way put the buyer at risk. If fans have any doubt about the validity of their tickets, they can visit the UA Athletic Ticket Office on Razorback Road to verify their tickets during regular business hours, between 8:30 and 4:30 p.m., Monday through Friday. On game day, fans can visit the Ticket Office at Donald W. Reynolds Razorback Stadium's Gate 1 starting four hours prior to kickoff. Further, those suspecting they have counterfeit tickets in their possession should contact UAPD to report this as soon as possible. The UA Athletic Ticket Office would also like to remind fans that any persons attempting to enter the stadium with a counterfeit ticket could be denied admission and subject to an investigation. Also, any person discovered inside the stadium with a stolen or counterfeit ticket will be escorted out.

TAILGATING POLICIES

Tailgating at the University of Arkansas is a cherished part of the Razorback game day tradition. In order to provide a great game-day experience for all those who choose to tailgate, we remind you to please follow the tailgating policies outlined in the 2011 Arkansas Football Fan Guide. Your cooperation and consideration of all tailgating policies will be especially helpful as it pertains to one parking space/one car, no tents permitted in a parking space and adherence to the policies about the installation and size of tents.

Setting up tents, awnings and similar equipment for tailgates may commence on Friday (time TBD). The items must be taken down and removed by Noon on Sunday. If a tent is placed before the determined time on Friday, it will be removed and can be picked up from lost and found through Facilities Management, which can be contacted at 575-5050. In order to have your tent for Saturday's game, it must be picked up from the Facilities Management office before 5 p.m. on Friday.

TRAVEL TO THE STADIUM

Fans are reminded that if you are parking in lots South of Donald W. Reynolds Razorback Stadium, it may be best to enter campus off of I-540 at Martin Luther King Blvd. (Exit #62). If you are

parking in lots North of Donald W. Reynolds Razorback Stadium, it may be best to enter campus off of I-540 at Wedington Drive (Exit #64). As a reminder, traffic control begins four hours prior to kick. The pre-game and post-game traffic routes can be found in the 2011 Football Fan Guide at www.ArkansasRazorbacks.com.

GAME DAY PARKING

Parking lots to be used for home football games are indicated on the football parking maps on the University of Arkansas Transit and Parking website at www.parking.uark.edu. Also available is a listing of parking policies, maps and diagrams, pre- and post-game traffic flow and shuttle information for all Razorback home football games. Vehicles will be relocated from the designated parking lots by midnight prior to kick-off.

GENERAL PUBLIC PARKING

Public parking is limited on campus on game days. Fans are encouraged to arrive early. Pay parking is available at the Harmon Avenue Parking Garage located North of Center Street on Harmon Avenue. There is a \$10 charge per vehicle for parking. Spaces are available on a first-come, first-served basis.

RESERVED PARKING

Certain lots will be reserved on game days. Parking passes for Fayetteville games at Donald W. Reynolds Razorback Stadium are available through the Razorback Foundation Priority Plan. For information about Razorback Foundation, Inc., please go to www.razorbackfoundation.net. **Please note that counterfeiting of any parking pass is strictly prohibited and may result in forfeiture of parking privileges. Additionally, parking passes must be visibly displayed on the windshield of the car while parked in the designated lot.**

Please refer to the Razorback Foundation's Scholarship parking map located at www.razorbackfoundation.net or the University of Arkansas' athletics department website at www.ArkansasRazorbacks.com for the locations of those reserved lots.

DISABILITY PARKING

Disability parking with a state-issued hang tag is available in Lot #56 which is at the corner of Martin Luther King Blvd. (6th Street) and Razorback Road. Patrons with a disability may ride the disability shuttle which originates at Lot #56 and unloads at Gates 1 and 8 (both on the West side of the Stadium) and 14 and 16 (both on the East side of the Stadium).

RE-ENTRY POLICY

Once a guest leaves the stadium, they will not be permitted back in. This is a University of Arkansas and Southeastern Conference Policy and applies to every ticket holder. Guests should plan accordingly and bring everything they need to the stadium upon initial entry.

LOST AND FOUND

During the game you may check one of three Guest Service locations at Gates 1, 13 & 16 for lost items. After the game, all unclaimed items will be turned over to the Guest Service Center at Gate 16. If you have any questions, please contact Gate 16 Guest Services at 479-575-4087. You may also stop by the Guest Service Center at Gate 16 during any home game to inquire about a lost item.

STADIUM TEXTING SERVICE

The University of Arkansas' Athletics Department will again provide a fan text messaging service that will be available inside Donald W. Reynolds Razorback Stadium. The service will allow fans to communicate directly with event management personnel in important security and guest issue situations. Fans needing assistance should text HOGS <space> your issue and location to 69050. Standard text message rates and other charges may apply. Razorback fans are reminded that they can contact the nearest usher or security personnel, or stop by the nearest guest services location to report an issue.

SMOKING/TOBACCO FREE

The University of Arkansas is a tobacco-free campus. This means no cigarettes, pipes, cigars, dip or chew anywhere on campus and includes no stadium exiting for tobacco use outside the stadium. Additionally, violations of the State of AR Clean Air Act of 2009, which applies to smoking, may result in a fine.

FAN CODE OF CONDUCT

Razorback fans are the best of the best. They model this by loudly supporting the Razorbacks and displaying respect and good sportsmanship toward the visiting team and visiting fans. The NCAA, SEC and UA have assigned a high priority to assuring athletic events are conducted in a safe and enjoyable atmosphere which promotes good sportsmanship by spectators, student-athletes and coaches. We request your cooperation by supporting the participants, officials, those around you, and event management in a positive manner and treating others with courtesy and respect. Refrain from throwing objects onto the field for any reason. **Do not enter the playing areas at any time**, unless directed to do so in an emergency situation, including after-game celebrations.



FOOTBALL

RAZORBACK SPORTS PROPERTIES

The University of Arkansas Athletic Department and IMG are in their fourth year of a powerful partnership that created Razorback Sports Properties. As the multimedia rights-holder, Razorback Sports Properties is responsible for the corporate marketing and advertising for all 19 sports.



RAZORBACK SPORTS PROPERTIES

Along with corporate branding through the Razorbacks, RSP also creates new programming and publications for Razorback fans. They continue to expand the coverage of the Razorback Sports Network. This statewide radio network, consisting of 50+ affiliates, covers all of Arkansas and parts of all six surrounding states.

Bobby Petrino Live and *Inside Razorback Football with Bobby Petrino*, the official radio and television shows of Razorback Football, continue to grow in attendance and viewership. *Bobby Petrino Live* is held each Wednesday night at the Catfish Hole and is aired live on the Razorback Sports Network. *Inside Razorback Football with Bobby Petrino* is aired statewide on Sunday nights and regionally throughout the week during football season.

Inside Razorback Athletics, the official newspaper of Razorback Athletics, continues to give Razorback fans a behind the scenes look into the University of Arkansas Athletic Department.



CHUCK BARRETT — PLAY-BY-PLAY

Barrett is entering his fifth season as the play-by-play announcer for the Razorbacks and as a member of the Athletic Department staff, but he's no stranger to Arkansas fans or the Razorback Sports Network broadcast team. This is his 17th year on the broadcast crew, including spending 11 years as the executive producer. Prior to taking over play-by-play responsibilities in the 2007 season, his duties included

hosting the pre-game show, halftime and scoreboard shows, and the football version of the Razorback Report. He has also worked as the play-by-play man for baseball since Arkansas joined the SEC in 1992 and added men's basketball play-by-play to his duties prior to the 2010-11 season. Barrett was recognized by the National Sportswriters and Sportscasters Hall of Fame as the 2007, 2008 and 2010 Arkansas Sportscaster of the Year.



KEITH JACKSON — COLOR ANALYST

Jackson is in his 12th season as a part of the broadcast team. The Little Rock native was a two-time All-American at Oklahoma, and a six-time Pro Bowl and three-time All-Pro selection, playing in the NFL with Philadelphia, Miami and Green Bay, and winning a Super Bowl championship with the Packers. Jackson has worked as an analyst for TNT and FOX Sports network telecasts.



QUINN GROVEY — CO-HOST AND SIDELINE REPORTER

Grovey is in his 14th year on the broadcast team. The former Hog quarterback is a co-host of the pre-game and post-game shows and provides insight during games as a sideline reporter. Grovey is a regional personnel manager for Home Depot.

IMG

sports · entertainment · media

RAZORBACK SPORTS NETWORK

2011-12 AFFILIATE LIST (as of June 10, 2011)

Unless otherwise noted, Affiliates listed carry full schedules of football, men's basketball, coaches shows and the daily Razorback Report.

KWOZ-FM	103.3	Batesville
KTHS-AM	1480	Berryville
KHLS-FM	96.3	Blytheville (FB only)
KLCN-AM	910	Blytheville (MBB, Coaches Shows)
KCXY-FM	95.3	Camden
KSAR-FM	92.3	Cherokee Village
KBKG-FM	93.5	Corning
KCCB-AM	1260	Corning
KAGH-AM	800	Crossett
KAGH-FM	104.9	Crossett
KDQN-FM	92.1	De Queen
KELD-FM	106.5	El Dorado (Coaches Shows)
KMRX-FM	96.1	El Dorado (FB and MBB)
KAGL-FM	93.3	El Dorado (MBB)
KEZA-FM	107.9	Fayetteville
KQSM-FM	92.1	Fayetteville
KUOA-AM	1290	Fayetteville
KUOA-FM	105.3	Fayetteville
KBFC-FM	93.5	Forrest City
KHGG-FM	103.1	Fort Smith
KWXI-AM	670	Glenwood
KWXI-FM	98.9	Glenwood
KHMB-FM	99.5	Hamburg
KHOZ-AM	900	Harrison
KHOZ-FM	102.9	Harrison
KAWW-AM	1370	Heber Springs
KFFA-AM	1360	Helena
KFFA-FM	103.1	Helena
KHPA-FM	104.9	Hope
KKIK-FM	106.5	Horseshoe Bend
KLAZ-FM	105.9	Hot Springs
KZHS-AM	590	Hot Springs (Coaches Shows)
KEGI-FM	100.5	Jonesboro
KABZ-FM	103.7	Little Rock
KZHE-FM	100.5	Magnolia
KTTG-FM	96.3	Mena
KGPO-FM	99.9	Monticello
KCTT-FM	101.7	Mountain Home
KOMT-FM	107.5	Mountain Home
KVOM-FM	101.7	Morrilton
KDYN-AM	1540	Ozark
KDYN-FM	96.7	Ozark
KCAB-AM	980	Russellville
KCJC-FM	102.3	Russellville
KRLQ-FM	94.1	Ruston, LA (FB, FB Coaches Show)
KSMF-FM	99.1	Searcy
KEEL-AM	710	Shreveport, LA (FB)
KWAK-FM	105.5	Stuttgart
KCMC-AM	740	Texarkana, TX
KCFO-AM	970	Tulsa, OK (FB, MBB)
KWYN-FM	92.5	Wynne
KWYN-AM	1400	Wynne



SCOTT INMAN — CO-HOST

Inman is in his 13th year working on game broadcasts. He serves as the pre-game show and post-game Scoreboard Show co-host along with Quinn Grovey. Inman is also co-anchor of KATV's 5, 6 and 10 p.m. newscasts. A native Arkansan, he grew up in Stuttgart and graduated from Arkansas State University in 1995, where he served as the voice of Jonesboro High School football and basketball, as well as ASU Lady Indians basketball.



RICK SCHAEFFER — CO-HOST

Schaeffer is in his 18th year with Razorback football. He was the color analyst for 10 seasons and is now, along with Inman and Grovey, a co-host. Schaeffer worked in the UA Sports Information Department for 24 years, 21 of those years serving as director. Rick is the communication director for the Springdale School District, co-host of Drive Time Sports and does part-time work for Champions for Kids.

RAZORBACK SPORTS PROPERTIES: Media

RAZORBACK

NORTHWEST ARKANSAS

Arkansas Democrat-Gazette

Northwest Arkansas
PO Box 7
Springdale, AR 72765
479-365-2969
FAX 479-365-2984
Steve Goff - Asst. Sports Editor

Tom Murphy - Football Beat/Basketball
6627 W. Silverthorne Rd.
Fayetteville, AR 72704
479-601-4334/tmurphy@arkansasonline.com

Bob Holt - Football/Basketball Beat
629 E. Lafayette
Fayetteville, AR 72701
479-582-2412
bholt@arkansasonline.com/bobholt59@gmail.com

Northwest Arkansas Newspapers

2560 N. Lowell Rd.
Springdale, AR 72765
479-872-5131
FAX 479-872-5055
Chip Souza - sports editor
Alex Abrams - asst. sports editor
csouza@nwaonline.com
aabrums@nwaonline.com

Arkansas News Bureau

Robbie Neiswanger
951 Stone St.
Cave Springs, AR 72718
479-301-6268

Arkansas Sports 360

Chris Bahn
67 Rob Street
Farmington, AR 72730
479-595-9360/cbahn@abpg.com

Nate Allen Sports Services

Nate Allen
P.O. Box 3105
Fayetteville, AR 72702
479-442-5536/nallensports@att.enet

KFSM-TV (CBS)

4201 N. Shiloh Drive, Ste 169
Fayetteville, AR 72703
479-521-1330
FAX 479-521-6579
John Engleman - sports director
John.Engleman@kfsm.com
Mike Irwin - Arkansas beat

KHOG-TV (ABC)

2808 Ajax Ave.
Rogers, AR 72758
479-878-6031; 6032
FAX 479-521-1430
Mike Jacques - sports director
Russell Schaap, John Laws
sports@4029tv.com

KNWA (NBC/Fox)

15 S. Block
Fayetteville, AR 72701
479-684-4423; 841-9559
FAX 479-571-8914
Jason Carroll - sports director
Aaron Peters, Adam Alter, Trey Daerr
sports@knwa.com

Hawgs Illustrated

(Specialty Publication)
12 N. East Ave.
Fayetteville, Ark.
800-757-6277
Clay Henry - publisher
Dudley Dawson - beat writer

Arkansas Traveler (University)

119 Kimpel Hall
Fayetteville, AR 72701
479-575-3406
FAX 479-575-3306

Southwest Times Record

P.O. Box 1359
Fort Smith, AR 72902
479-784-0469
FAX 479-784-0413
Scott Faldon - sports editor
sfaldon@swtimes.com

KFSM-TV (CBS)

P.O. BOX 369
Fort Smith, AR 72901
479-783-1191
FAX 479-783-3295; 783-1965
Jonathon Huskey, sports reporter/weekend anchor

KHBS-TV (ABC)

2808 Ajax Ave.
Rogers, Ark., 72758
479-878-6010

UNIVISION

Carlos Chicas - sports anchor
3502 Stoney Point Road
Rogers, AR 72758
479-530-2648/Carlos_Chicas16@hotmail.com

UATV-TV (University)

University of Arkansas
116 Kimpel Hall
Fayetteville, AR 72701
479-575-6307
FAX 479-575-4314
Larry Foley - faculty advisor/lfoley@uark.edu

CENTRAL ARKANSAS

Arkansas Democrat-Gazette

P.O. Box 2221
Little Rock, AR 72203
501-378-3411
FAX 501-378-3869
Wally Hall - sports editor/columnist

Arkansas News Bureau

119 Main St.
Little Rock, AR 72201
501-370-8300
501-912-0750
FAX 501-374-0860
Harry King/hking@arkansasnews.com

Arkansas Sports 360

122 E. Second St.
Little Rock, AR 72201
Jim Harris
501-920-1136/jharris@abpg.com

Associated Press

Suite 308, Danville Bldg.
10810 Executive Center Drive
Little Rock, AR 72211
800-715-7291 / 501-225-3668
FAX 501-225-3249
Kurt Voigt
479-263-1024/kvoigt@ap.org

KATV-TV (ABC)

P.O. Box 77
Little Rock, AR 72203
501-324-7544
FAX 501-324-7852
Steve Sullivan - sports director
Chris Scott - producer
Chris Kane
sports@katv.com

KARK-TV (NBC)

1401 W. Capitol #104
Little Rock, AR 72201
501-340-4525
FAX 501-375-1961
Kerri O'Hara
ko'hara@kark.com
sports@kark.com

KLRT-TV (Fox 16)

10800 Colonel Glenn Rd.
Little Rock, AR 72204
501-217-4257
FAX 501-227-0855
David Raath - sports director
draath@fox16.com

KTHV-TV (CBS)

P.O. Box 269
Little Rock, AR 72203
FAX 501-376-1645
Wess Moore - sports director
501-244-4561
Mark Edwards
501-244-4560
Aiyana Cristal - sports reporter
501-244-4623
sports@todaysthv.com

Pine Bluff Commercial

P.O. Box 6469
Pine Bluff, AR 71611
870-534-3400
FAX 870-534-0113
Sean Saunders - sports editor

TULSA, OKLA.

Tulsa World

P.O. Box 1770
Tulsa, OK 74102
918-581-8355
FAX 918-581-8352
Mike Strain - news editor
mike.strain@tulsaworld.com

KJRH-TV (NBC)

P.O. Box 2
Tulsa, OK 74101
918-742-6397
FAX 918-748-1436
Al Jerkens - sports director
Jason Shackelford, Marty Carpenter

KOTV-TV (CBS)

P.O. Box 6
Tulsa, OK 74101
918-582-6666
FAX 918-732-6185
John Holcomb - sports director
Scott Smith, J.B. Long, Steve Wolfe

KTUL-TV (ABC)

3333 South 29th West Ave.
Tulsa, OK 74107
918-445-9360
FAX 918-445-9359
Chris Lincoln - sports director
clincoln@ktul.com/918-605-1577
John Moss
jmoss@ktul.net/918-857-2754
Rick Pendergraft
rpendergraft@ktul.net/918-513-2158

MEMPHIS, TENN.

The Commercial Appeal

495 Union Ave.
Memphis, TN 38103
901-529-2360
FAX 901-529-2362
David Williams - exec. sports editor
Geoff Calkins - columnist
Ron Higgins - SEC columnist
rhiggins@commercialappeal.com

WMC-TV (NBC)

1960 Union Ave.
Memphis, TN 38103
901-726-0568
FAX 901-278-7633
Jarvis Greer - sports director
jgreer@wmctv.com
Carrie Anderson
901-726-0578/canderson@wmctv.com

WHBO-TV (FOX)

485 S. Highland
Memphis, TN 38111
901-320-1347
FAX 901-320-1366
Matt Stark - sports director
Matt.stark@foxtv.com
Marcus Hunter

WPTY-TV (ABC) / WLMT (UPN-30)

2701 Union Extended
Memphis, TN 38112
901-321-7527
FAX 901-452-1820
Jamie Griffin - sports director
jgriffin@abc24.com
Corey Mac - sports anchor/reporter
Kathy Morris - sports anchor/reporter

WREG-TV (CBS)

803 Channel 3 Drive
Memphis, TN 38103
901-543-2117
FAX 901-543-2167
Glenn Carver - sports director
Mike Ceide

FOOTBALL



Founded in 1871, The University of Arkansas is the flagship institution of the University of Arkansas System. Located in Fayetteville in Arkansas' northwest corner, the U of A is the state's foremost partner and resource for education and economic development.

The U of A offers 213 baccalaureate, master's, doctoral, professional and specialist degree programs. In keeping with its status as Arkansas' land-grant university, the U of A has a 140-year-old mandate to educate, to conduct basic and applied research, and to extend knowledge and resources to the people of Arkansas and beyond through public engagement and service. The Carnegie Foundation for the Advancement of Teaching recently classified the U of A as a national research university with a very high level of research activity, based on the number of doctoral degrees awarded, research grants received, and other factors. The U of A is the only Arkansas institution with such a ranking, and is among just 108 institutions in the United States (out of 4,633) to have received that classification.

The U of A has enormous influence over Arkansas' social, cultural, and recreational life, especially the widespread passion for the university's athletics teams, the Arkansas Razorbacks. The U of A's location in northwest Arkansas is viewed as one of the university's strongest attributes. Fayetteville is widely recognized as one of the best college communities in the U.S. The city's Dickson Street district abuts the U of A campus and features scores of restaurants, shops, and entertainment venues. Northwest Arkansas is a vibrant economic region with a national reputation for its high quality of life.

Three of the U.S.'s largest corporations have their world headquarters in the region: Tyson Foods, J.B. Hunt Transportation, and the world's largest retailer, Walmart Corp. Because of their presence, many other corporations have established primary or secondary headquarters in

IMPORTANT LINKS FOR FUTURE RAZORBACKS


- ArkansasRazorbacks.com -- the official site of the Razorback Athletic Department
- <http://www.uark.edu> -- the official site of the University of Arkansas
- <http://admissions.uark.edu> - the official site of the Arkansas Admissions Office
- <http://finaid.uark.edu> - the official site of the Arkansas Financial Aid Office
- <http://www.uark.edu/home/visitor.php> - welcome visitors
- <http://www.uark.edu/home/11374.php> - about Fayetteville /Northwest Arkansas
- <http://parking.uark.edu/> - where to park
- <http://www.uark.edu/ua/bookstor/> - the bookstore
- <http://www.arkansasalumni.org/traditions/index.php> - Arkansas traditions
- <http://www.uark.edu/home/11028.php> - campus life
- <http://newswire.uark.edu/> - today's news on campus

OLD MAIN

One of the original buildings on Arkansas' campus, Old Main symbolizes the strong connection to the past and the focus upon the future which come together in the present at the University of Arkansas. Completed in 1875, Old Main stood the test of time until the mid-1980s when age and modern building codes threatened to send it to the wrecking ball as had happened to its sister building at the University of Illinois. A major fund-raising campaign by alumni totally renovated Old Main. Reopening in 1992, the building maintains the feel of a Victorian-era building with high ceilings and elaborate wooden trim. Just below the surface of the period hardwood floors, Old Main is hard-wired to the internet and built to last well into its second century.

Even with renovation, Old Main remained unfinished until 2005. One of the gifts during the Campaign for the Twenty-First Century specified the installation of a clock, originally planned for the blank faces of the south tower.

As mentioned, Old Main was built from shared plans with its counterpart on the Illinois campus, with one important difference. The north tower of Arkansas' Old Main is taller than the south tower. Legend says this was symbolic of the Civil War as the lead engineer was a northern veteran.



UNIVERSITY OF ARKANSAS

RAZORBACK

Northwest Arkansas. Their close proximity to the U of A campus, along with their executives' and employees' active involvement in university life, offers students and faculty exceptional opportunities for research partnerships, internships, and post-graduation employment.

The U of A boasts one of the most unique features and traditions found on any college or university campus: Senior Walk, a nearly three-mile stretch of concrete sidewalks criss-crossing campus into which the names of every U of A graduate is engraved. More than 140,000 names currently appear, grouped alphabetically by year of graduation. Senior Walk epitomizes the university's emphasis on "putting students first," a philosophy captured in its tag line, "the YOU of A."

The U of A features distinctive architecture, including its signature building, Old Main, finished in 1875. As the original administrative facility, the iconic building now houses the J. William Fulbright College of Arts and Sciences. The college is named in honor of former U of A President (and, later, U.S. Senator) J. William Fulbright, who helped create the prestigious international scholarship and fellowship programs that bear his name. The U of A's distinctive Fulbright Peace Fountain, designed by architect Fay Jones, recognizes its namesake's role in promoting peaceful resolution of world conflicts.

Academically, the U of A is organized into ten schools and colleges: the Dale Bumpers College of Agricultural, Food and Life Sciences; the College of Education and Health Professions; the College of Engineering; the J. William Fulbright College of Arts and Sciences; and the Sam M. Walton College of Business. The university also features the Fay Jones School of Architecture, the Graduate School, the Honors College, the School of Law and the Global Campus, which provides academic outreach and programs to more than 15,000 learners a year.

The U of A's total annual operating budget for FY2011 is \$528 million. Tuition and fee revenues make up the largest source of revenues, followed by an annual state appropriation. Almost 77 percent of all full-time undergraduate students receive some form of financial aid. U of A undergraduate tuition rates were ranked 38th lowest in the nation among

land-grant universities, in keeping with the university's emphasis on

keeping itself accessible and affordable. In September 2010, the U of A enrolled a record 21,406 students. The student body consisted of students from all 50 states and more than 100 countries. More than 300 student organizations also exist on campus. There are plenty of things to do on- and off-campus. The HPER Center, the university's state-of-the-art recreational facility, offers a great place to climb, swim, run, lift weights, do aerobics and yoga, or play basketball. Cultural and recreational options include attending lectures, readings, and theatrical performances, shopping opportunities, and listening to live music on nearby Dickson Street.

In 2009, University Chancellor G. David Gearhart presented a long-range strategic plan that was formally endorsed by the elected leaders of the faculty, staff, and student body. The plan emphasizes a commitment to "students first," and outlines goals and strategies to ensure that all students receive the resources and support they need to achieve their academic goals. The plan also emphasizes the U of A's commitment to transparency and accountability to the people of Arkansas in its operation.

More information about the U of A may be found at www.uark.edu.

COLLEGES AND SCHOOLS

Honors College - <http://honorscollege.uark.edu/>

Dale Bumpers College of Agricultural, Food and Life Sciences - <http://bumperscollege.uark.edu/>

Fay Jones School of Architecture - <http://architecture.uark.edu/>

J. William Fulbright College of Arts and Sciences - <http://fulbright.uark.edu/>

Sam M. Walton College of Business - <http://waltoncollege.uark.edu/>

College of Education and Health Professions - <http://coe hp.uark.edu/>

College of Engineering - <http://www.engr.uark.edu/home/>

Global Campus - <http://globalcampus.uark.edu/>

Graduate School - <http://grad.uark.edu/>

School of Law - <http://law.uark.edu/>

SENIOR WALK

The University of Arkansas is proud to be the last university in the nation maintaining what once was a common tradition of etching its graduates' names into the campus sidewalks. The 100,000th graduate's name went down in cement during the 1990s. The names on Senior Walk stretch over three miles of campus sidewalks.

The story of Senior Walk is a perfect example of how the University of Arkansas brings its commitment to the past together with innovations for the future. When the costs involved in hand-etching names into concrete forced numerous other universities to give up, the University of Arkansas turned to its physical plant and engineering school grads to create a one-of-a-kind computerized sandblasting machine -- the SandHog. Each summer, the SandHog roars across the front lawn of Old Main, etching the names of graduates into sidewalks.



UNIVERSITY OF ARKANSAS

FOOTBALL

DR. G. DAVID GEARHART CHANCELLOR

Dr. G. David Gearhart became the chancellor of the University of Arkansas on July 1, 2008, following 10 years of service to the university as vice chancellor for university advancement. Previously he was senior vice president of Penn State University, during which time he was named a Fulbright Scholar, studying at Oxford University in Oxford, England.

His Bachelor of Arts degree is from Westminster College in Missouri. Both his law degree and his doctor of education degree are from the University of Arkansas. He is a native of Fayetteville.

Prior to being appointed chancellor, Dr. Gearhart oversaw the Campaign for the Twenty-First Century, the most successful capital campaign in Arkansas history, which raised more than \$1 billion for academic programs.

As chancellor, Dr. Gearhart instituted the first tuition freeze in 24 years and implemented a \$220 million campus

building renovation and refurbishment plan, as well as a campus-wide energy savings plan. He has also undertaken a renewed emphasis on the arts on campus, including the establishment of the "All Steinway Campus."

Dr. Gearhart has additionally implemented a major cost savings program that has already resulted in over \$29.4 million in cost reduction and savings to the flagship campus. Campus enrollment has also grown by nearly 4,000 students in the past three years to almost 22,000 students. At the same time, diversity in the student body has increased significantly.

He and his wife of more than 35 years, Jane, have two children and two grandchildren.



DR. SHARON HUNT FACULTY ATHLETIC REPRESENTATIVE

Chancellor G. David Gearhart appointed Dr. Sharon Hunt to be the faculty athletics representative (FAR) for the University of Arkansas in August 2010.

Dr. Hunt is the first woman and non-lawyer to hold the post. Dr. Hunt has been on the University of Arkansas faculty for 21 years and has served as head of the recently renamed Department of Health, Human Performance and Recreation in the College of Education and Health Professions for that entire time except for the 2000-01 academic year, when she served as interim dean of the college. On June 30, 2011 Dr. Hunt stepped down as Department Head and returned to the faculty at the rank of Professor giving her more time to devote to the FAR position.

A high school athlete, Hunt's involvement with collegiate athletics dates back to her own college days at the University of Arkansas when she played extramural sports with the women's basketball and tennis teams prior to the enactment of Title IX.

After receiving her bachelor's and master's degrees in physical education from the university, she went on to earn a doctor of education degree from the University of Georgia, where she taught a variety of sport-activity courses as a graduate assistant. Upon the completion of her doctoral degree, she joined the faculty of the University of Kentucky for 13 years, where she taught both undergraduate and graduate courses and served as the graduate coordinator for the Department of Health, Physical Education and Recreation. In 1990, she and her family returned to Fayetteville.

The FAR's responsibilities lie in three broad areas: academic integrity within the athletics program, student-athlete well-being, and institutional control of the athletics program. Dr. Hunt is involved in the student-athlete advisory council on campus and chairs the Academic Credential Review Committee and Athletic's Academic Integrity Committee, and serves as an ex-officio member of the Faculty Athletics Committee. In addition, she travels to represent the University of Arkansas at various SEC and NCAA meetings.

Dr. Hunt was instrumental in establishing the graduate athletic training education program in the College of Education and Health Professions, and she has worked closely with athletics on that program. The athletics department provides support to students in the athletic training education program in the form of a stipend, books and travel to the Arkansas Athletic Trainers' Association annual meeting. Two endowed scholarships for athletic training students in honor of longtime Razorback trainers Dean Weber and the late Bill Ferrell were established through the athletics department.

Dr. Hunt has been married to David Hunt since 1973, and they have an adult son and daughter as well as a grandson.



RAZORBACK

JEFF LONG

VICE CHANCELLOR FOR INTERCOLLEGIATE ATHLETICS & DIRECTOR OF ATHLETICS

Entering his fourth full year as Vice Chancellor and Director of Athletics, Jeff Long has guided the University of Arkansas' Department of Intercollegiate Athletics through a period of unprecedented transition while revitalizing a tradition-rich athletics program encompassing 19 sports and more than 460 student-athletes.

Long leads a comprehensive athletics program uniformly committed to the development of student-athletes academically, athletically and socially. A part of Chancellor G. David Gearhart's Executive Committee, Long is helping to chart the course for the future of higher education at the University of Arkansas while integrating Razorback Athletics into the campus community. In each of the past two years, Razorback Athletics has made a \$1 million gift to support the university's academic mission bringing the department's support of the greater university community to nearly \$4 million.

In Long's tenure, Arkansas has captured eight conference championships and advanced to 53 post-season competitions, including the school's first Bowl Championship Series appearance in football, while drawing more than a million fans annually to campus to cheer on the Razorbacks. In 2010-11, Arkansas finished in the top 25 of the NACDA Sports Directors Cup for the third time in the past four years, marking the first time in school history that has been accomplished.

In the classroom, the Razorbacks continue to set new standards including posting a student-athlete grade point average exceeding 3.0 for an unprecedented third consecutive year. Arkansas exceeds the national APR multi-year rate by more than 10 points in 18 sports and has seen a steady rise in graduation success rates.

Student-athlete development has also been a priority including the establishment of the Razorback Leadership Academy, the first of its kind in the Southeastern Conference. In the community, Razorback student-athletes are more active than ever volunteering more than 3,300 hours of time for more than 80 agencies, organizations and schools.

Long was selected to replace legendary athletic director and former Razorback football coach Frank Broyles and even before he officially took the reins on Jan. 1, 2008, Arkansas announced that it would combine its previously independent men's and women's athletic programs into one combined athletic program. Long adeptly blended the men's and women's athletic departments into one unified department and established a new administrative structure.

He has recruited some of the nation's most successful coaches to Arkansas including head football coach Bobby Petrino and head men's basketball coach Mike Anderson. He also signed head baseball coach Dave Van Horn to a long-term deal to remain in Fayetteville. In fact, Arkansas is one of only four schools in the nation to boast coaches who have made a BCS bowl game, the Elite Eight and the College World Series.

Long has also worked tirelessly to maintain long-time relationships and to forge new relationships for the benefit of the Razorback program including extending Arkansas' relationship with War Memorial Stadium and helping re-establish the Razorbacks' presence in Texas, partnering with former Razorback Jerry Jones to develop the Southwest Classic, a 10-year football series with Texas A&M played at the spectacular Cowboys Stadium.

As economic indicators were beginning to point toward challenging economic times, Long signed Arkansas to a deal with IMG College to form Razorback Sports Properties that guarantees the Razorback program \$73 million during the course of the decade-long agreement. Long also negotiated an extensive all sports apparel and footwear agreement with NIKE, Inc. that will outfit all 19 Razorback sports programs through the 2014-15 season.

Working alongside the Razorback Foundation leadership team, the athletic department recently launched the "Answer the Call" campaign to help meet the growing financial needs of fielding a nationally competitive all sports program. More than 2,600 new members have joined the Razorback Foundation while helping generate much needed support for Razorback student-athletes.

A number of athletic facilities have also seen a transformation with Bud Walton Arena undergoing extensive renovations, including replacement of the lower seating bowl and the addition of court-side seating, ribbon boards and a court-side club room. In the spring of 2009, a new synthetic playing surface was installed at Donald W. Reynolds Razorback Stadium.

With an eye towards the future, Long commissioned a master plan to assess the future facility needs of the program. Construction of a new football center is already underway with a targeted completion date in 2013.

A veteran administrator with a track record of the highest commitment to the concept of "student-athlete," Long has had more than two decades experience in athletic administration at the Division I level including at the University of Pittsburgh, University of Oklahoma, University of Michigan, Virginia Tech University, Eastern Kentucky University and Rice University. Long also understands the coach's perspective from time spent in coaching staff positions at Duke University, University of Michigan and North Carolina State University.

His experience as an athletic director and administrator in America's most prestigious conferences – the Big 12, Big Ten, Big East, Atlantic Coast and now SEC – gives Long a uniquely informed perspective on intercollegiate athletics. During his career, Long has served in five of the six Bowl Championship Series leagues.

On the forefront of NCAA governance, Long has served on the NCAA Management Council, the NCAA's Sports Wagering Task Force and as a member of the Executive Committee of the Division I-A Athletic Directors' Association. Long currently serves on the NCAA Championships/Sports Management Cabinet.

Prior to assuming his current roles at Arkansas, Long served for four years as the athletic director at the University of Pittsburgh. Long redefined Pitt athletics, most notably through the "Quest for Excellence" campaign that raised nearly \$34 million to enhance the student-athlete experience. During his tenure the Panthers' were selected as the No. 17 overall program in the nation in the December 2006 Sports Illustrated on Campus' All-Sport Rankings.

Before arriving at Pitt, Long was senior associate athletic director at Oklahoma for two and a half years overseeing external affairs for the Sooners. In addition, Long was the primary administrator for the Sooners' highly successful football and men's basketball programs, along with sport supervision of baseball, wrestling and both golf teams.

Long's first appointment as a director of athletics was at Eastern Kentucky where he served for two and a half years. Prior to Eastern, Long had a brief stay with Virginia Tech as an associate athletics director.

He began his career in college athletic administration at Michigan, hired by legendary coach and athletics director, the late Bo Schembechler. During his seasons with the Wolverines, Long was promoted through a series of posts to the position of associate athletics director.

A former two-sport athlete at Ohio Wesleyan, Long earned seven varsity letters for the Bishops in football and baseball before completing his degree in economics in 1982. He started his post-graduate career in athletics working on head coach Tom Reed's staff as a graduate assistant football coach at the cradle of coaches, Miami University of Ohio. Long earned his master's in education at Miami in 1983, moving on to football staff positions at Rice, Duke and N.C. State prior to joining Michigan.

An Ohio native from Kettering, Long is married to the former Fanny Gellrich of Ann Arbor, Mich. The Longs have two daughters, Stephanie and Christina.



The Longs: (l-r): Stephanie, Christina, Jeff and Fanny.

UNIVERSITY OF ARKANSAS: Our Leaders

FOOTBALL



BEV LEWIS

ASSOCIATE VICE CHANCELLOR & EXECUTIVE ASSOCIATE AD

Bev Lewis has served the University of Arkansas and its Razorback athletic programs for more than three decades.

The former women's athletic director prior to the department merger in 2007-08, Lewis now serves as the associate vice chancellor and executive associate athletic director for administration and sport programs. Lewis is also the coordinator of a five-member sport administrator group that provides day-to-day administrative support for each of Arkansas' 19 sports. Lewis is the sport administrator for men's and women's cross country, men's and women's track and field, men's and women's golf, gymnastics, softball and volleyball. In addition, Lewis is the primary administrator working with the Razorbacks' strength and conditioning units and athletic training and sports medicine program as well as overseeing the media relations and new media divisions. She also serves as a liaison to the faculty senate and the faculty athletic committee, and coordinates the department's NCAA certification, Title IX compliance and strategic planning. Lewis was elected to the 2011-12 Southeastern Conference Executive Committee assisting the league office in a leadership role.

The largest portion of her service to the university was her 19-year tenure as the Director of Women's Athletics. As a result of her strong emphasis on the classroom, Razorback female student-athletes received numerous academic honors including national academic All-American of the year, team academic national titles and the university's first two SEC/H. Boyd McWhorter Scholar-Athletes of the Year.

Her leadership was also a part of the success of the university's Campaign for the Twenty-First Century. Lewis directed Women's Athletics to over \$11.5 million in direct support for women's teams. During the campaign, Lewis received one of her greatest personal honors as Bob and Marilyn Bogle requested that Arkansas' \$6 million facility be named the Bev Lewis Center for Women's Athletics.

In 1998, she was voted into the University of Arkansas Hall of Honor by the university's letterwinners in recognition of her contributions both as a coach and an administrator.

Lewis served collegiate athletics at the highest level as an administrator, first with the NCAA Championship Cabinet and recently on the NCAA Management Council. Prior to assuming the duties of AD, Lewis was women's cross country and track coach. Her Arkansas coaching milestones included the first women's squad to achieve a national ranking and the first conference championship team with the 1988 Southwest Conference Cross Country Championships.

Lewis earned her bachelor's degree from Central Michigan in 1979 and followed it with her master's from Purdue prior to her arrival at Arkansas in 1981.

Her husband, Harley, is the former athletic director at the University of Montana, former assistant director of championships with the NCAA, and former development officer at Arkansas.



MATT TRANTHAM

SENIOR ASSOCIATE AD FOR INTERNAL OPERATIONS

Overseeing Razorback facilities, event management and equipment operations, Matt Trantham joined the University of Arkansas in 2008 as the senior associate athletic director for internal operations.

Supervising several major projects in his first year with the Razorbacks, Trantham guided the \$2.5 million renovation of Bud Walton Arena and the \$1.3 million restoration of synthetic playing surface at Donald W. Reynolds Razorback stadium in 2008-09.

This year, he is overseeing the Master Plan currently underway for all athletic facilities. One of the first projects within the master plan is scheduled to begin in the 2011-12 academic year with the expansion of the football practice facilities including meeting rooms, academic center and offices.

Prior to joining Arkansas, Trantham began his career with the University of Oklahoma in July 1999 as the promotions director for the athletic department where he worked with all 20 of OU's teams. He was named assistant athletic director for event management in 2004 and was promoted to associate athletic director in 2006.

In his role as associate AD for event management, Trantham oversaw more than 500 events a year, coordinated the efforts of more than 1,500 event staff members and was responsible for activities within 13 athletic facilities. He also served as OU's liaison with all postseason events including both Big 12 and NCAA championship competitions. Prior to joining the Sooners, Trantham spent five seasons in professional sports in Washington, D.C. Trantham earned his bachelor's of science degree in business management from Centenary College in 1990 and a master's degree in sports management from the United States Sports Academy in 1998.

Trantham and wife Kristen are parents of two sons, Will and Davis; and two daughters, Morgan and Paige.



JON FAGG

SENIOR ASSOCIATE AD FOR COMPLIANCE AND STUDENT-ATHLETE SERVICES

Jon Fagg joined the University of Arkansas as a senior associate athletic director for compliance and student-athlete services in the summer of 2008, overseeing all aspects of compliance and academics. He serves as a member of the senior management group for the Razorbacks.

Fagg supervises NCAA and Southeastern Conference rules compliance and education. He reports directly to the vice chancellor and director of athletics, and has an informational reporting relationship on compliance issues with the university's Office of the General Counsel.

In addition to compliance, Fagg also supervises the student-athlete services department which advises and offers support to more than 450 Razorback student-athletes.

Fagg joined the Razorback staff after spending the past seven years at North Carolina State. Hired in March 2001, he served four and half years as an assistant athletics director for compliance before being promoted to associate athletics director for compliance in the fall of 2005.

While with the Wolfpack, Fagg's responsibilities included coordinating all aspects of the NCAA compliance program, including rules education for intercollegiate staff and related university personnel, and advisement, education and interpretations regarding NCAA rules and regulations.

Prior to his tenure at North Carolina State, Fagg spent three years as the assistant athletics director for compliance at Fresno State. He also served one year as director of compliance for the Big South Conference.

His first athletics administrative experience came at Mars Hill College where he handled compliance duties as well as serving as an assistant coach for the football team for three seasons. His coaching experience also includes a stint as an assistant coach at Davidson from February 1992 to June 1993 and as a GA coach at his alma mater, the University of Arizona, from January 1991 to February 1992.

Fagg and his wife Amanda have three children: Jon Madison and twins, Reed and Ellie.



CHRIS WYRICK

SENIOR ASSOCIATE AD FOR DEVELOPMENT

Chris Wyrick joined the University of Arkansas in May 2008 and returns to the Athletic Department as a senior associate athletic director for development after spending the past year leading the highly successful Razorback Seat Value Plan (RSVP) as part of the Answer the Call Campaign for the Razorback Foundation. Wyrick's duties for Razorback Athletics include leading the capital gifts and major gift fund-raising efforts to support of the department's facilities master plan. He will continue to be the primary contact between Razorback Athletics and the Razorback Foundation. He also oversees the Razorback Ticket Office and serves as the liaison with Associated Student Government.

Prior to spending the past year assisting the Razorback Foundation, Wyrick served as the senior associate athletic director for external affairs, which included oversight for marketing and promotions, collegiate licensing program, media relations, multi-media partners and the athletic department web site. He also worked with the associate athletic director for finance and business in supervision of the Razorback Ticket Office while also serving as the sport administrator for men's basketball and men's and women's golf at Arkansas.

In 2010, Wyrick served as the executive director of RSVP, or Razorback Seat Value Plan, working with the department to develop a plan that aligned fans' seat locations with their Razorback Foundation donor classifications. The year-long effort, which generated more than 2,600 members, encouraged fans to "Answer the Call" giving them the opportunity to select their football seat location.

A native of Greensboro, N.C., Wyrick joined Arkansas after two years at South Carolina where he was associate athletics director for development. Prior to USC, he spent six years at Vanderbilt as an administrator.

A 1992 graduate of North Carolina State with a degree in political science, Wyrick and his wife Merrill have two daughters, Caroline and Caitlin.

UNIVERSITY OF ARKANSAS: Senior Staff

RAZORBACK

UNIVERSITY OF ARKANSAS: Senior Staff



CLAYTON HAMILTON
Associate AD Chief Financial Officer

Clayton Hamilton joined the Razorbacks in January 2010, assuming the role of Chief Financial Officer with oversight of the department's financial affairs, business operations, and human resources. Hamilton has over 15 years of financial management experience, including stops at Colorado, Florida State, the Dallas Cowboys, and the Cleveland Cavaliers. He is an active member of the College Athletic Business Management Association, having most recently served as president in 2009, and has served on various NCAA strategic task forces. He is also a past recipient of the College Athletic Business Manager of the Year Award. A native of Arkansas, Hamilton graduated from the University of Arkansas in 1994 with a bachelor's degree in accounting. He obtained a master's degree in sports management from the US Sports Academy in 1997, and his CPA certification from the State of Arkansas in 1998. Hamilton and his wife Stephanie have two children, Lauren and Caylee.



MELISSA HARWOOD-ROM
Associate AD for Student-Athlete Academic Support and Achievement

Serving as the lead coordinator for academic support for all 19 Razorback sports, Melissa Harwood-Rom brings over 20 years of experience at Arkansas. Joining the university in 1989 after working with football and men's basketball at Washington State, she developed the former women's athletics department academic system before being named to oversee all teams in the summer of 2008. She and university professor Curt Rom have two children, Zoe and Clio.



CHRIS POHL
Associate AD for Events

A former championships director for the NCAA, Chris Pohl joined Arkansas in 2002 to manage marketing and promotion for the women's sports after 11 years at the NCAA. Pohl moved into event management in 2008 and oversees the event management department which coordinates all home and postseason events for the Razorbacks. Her primary sport responsibilities include football, men's and women's basketball and swimming and diving. A 1981 graduate of Central Michigan and basketball letterwinner, she earned her master's in 1984 from Penn State.



BRIAN PRACHT
Associate AD for Marketing

Brian Pracht joined the Razorbacks in July 2010, with more than 15 years of collegiate marketing and promotions experience working at Wichita State, Long Beach State and the Southland Conference. His responsibilities at Arkansas include overseeing marketing, promotions, ticket sales, licensing, in addition to serving as the staff liaison with International Sports Properties (IMG College) and Razorback Sports Properties (RSP).

Pracht graduated in 1994 with a bachelor's degree in business administration from Emporia State in Kansas. He and his wife Amy have two daughters, Caroline and Lily.



TRACEY STEHLIK
Associate AD for Compliance

Starting her 28th year with the University of Arkansas, Tracey Stehlik serves as associate athletic director for compliance. In addition, Stehlik serves as the sport administrator for women's basketball, swimming and diving and men's and women's tennis. She began her career as an assistant women's basketball coach, and was a part of the staff that won the only women's hoops conference championships at Arkansas. Stehlik worked in a variety of administrative roles since leaving the court including compliance and game management. She and husband Wayne have two daughters, Mollie and Maggie.



KEVIN TRAINOR
Associate AD for Public Relations

Starting his 17th season at Arkansas, Kevin Trainor is in his fourth year as associate athletic director and his second as the department's Public Relations Director. He also serves as a sports administrator for baseball. Trainor was a nearly 20-year veteran in the media relations office before assuming his current role. A university graduate in journalism in 1994, he earned his master's at Arkansas in 2005. Trainor and his wife, the former Ruth Whitehead, are the parents of two daughters, Emma and Ellie.



JUSTIN MALAND
Assistant AD for Facilities

Justin Maland joined the Razorbacks in 1999 and is beginning his fifth year as an assistant AD for facilities in 2011. A Harrison, Ark., native and former college student-athlete, Maland oversees all competition and practice venues, offices and facility expansion for the Razorbacks. He is currently working on the Razorbacks' master plan for facilities which includes upcoming additions for football. Maland earned his master's in sports management from Arkansas in 2001. He is married to the former Sarah Parnell, and the Malands are the parents of two children, Macy and Jack.



ERIC A. WOOD
Assistant AD for Student-Athlete Development

Eric A. Wood joined the university in 2009 working to develop programs that contribute to the personal growth and character development of Razorback student-athletes. Wood worked in a similar role at the ACC and is the current chair of the NCAA Student-Athlete Affairs Advisory Committee. He also spent a year at Wake Forest and at the University of New Haven. Wood is a 1998 graduate of Sacred Heart University and was a three-year letterman in football. He earned his Master's Degree from Clemson in 2000. Wood and his wife Celia have a daughter, Eliana Jewel.

FOOTBALL

RAZORBACK SUPPORT SERVICES



ACADEMIC SERVICES

Recognizing the difficulty of balancing the demands of athletic competition at the highest level and completion of the rigorous academic standards of a Carnegie research-level university, the Razorback Athletic Department provides support services through both facilities and personnel to guide Arkansas student-athletes to their ultimate goal: University of Arkansas diploma.

The key components of the Student-Athlete Academic Support and Achievement (SAASA) are personal development, career development, academic tutoring, study hall facilities, class attendance monitoring and incentive awards recognizing academic achievement.

THE BOGLE ACADEMIC CENTER

There is no higher priority for the University of Arkansas Athletic Department than the academic progress of its scholar-athletes. Thanks to the generous gift of Bob and Marilyn Bogle, the home of the Razorback Athletic Department's Student-Athlete Academic Support and Achievement program is the Bob and Marilyn Bogle Academic Center. The 15,000-square foot Bogle Academic Center is located in the east side of Donald W. Reynolds Razorback Stadium. Under the overall direction of Senior Associate Athletic Director Jon Fagg, the Bogle Academic Center houses the Arkansas Razorbacks Academic Support Program, the Razorback Office of Student Life and the Career Development Program.

Associate Athletic Director for Student-Athlete Support Services Melissa Harwood-Rom oversees the staff of professionals dedicated to directing student-athletes to reach their personal academic goals, and to do so in ways that balance their academic, athletic and personal lives.

STUDY HALL AND TUTORS

A quiet setting for uninterrupted study, the Bogle Academic Center provides three types of study hall space. The computer lab has more than 30 stations for individual computer-based study. An open study hall is available for group or individual study, and monitored by staff members of the SAASA. There are 17 individual study carrels that provide space for tutors to meet with student-athletes for individual instruction in specific subjects.

Each Razorback team sets its own criteria for study hall attendance. The use of tutors is a key element for academic

success, allowing for individualized assistance and for reaching academic excellence in advanced subjects.

STUDENT-ATHLETE DEVELOPMENT

The mission of the Student-Athlete Development Office is to contribute to the personal growth and character development of Razorback student-athletes through holistic programming for success in life.

The Student-Athlete Development Office continues to expand its commitment to the offerings and opportunities in the following areas:

- * Academic Excellence
- * Athletic Excellence
- * Career Development and Graduate School Preparation
- * Community Service
- * Personal Development
- * Health and Wellness
- * Leadership and Character Development
- * Financial Planning



Our Goals

- * Provide the resources to support the academic progress toward intellectual development and graduation for our student-athletes.
- * Provide career development programs that will enable our student-athletes to develop and pursue career and life goals.
- * Engage our student-athletes in experiences involving the university, local, state, national, and global communities through services.
- * Support the development of a well-balanced lifestyle, decision-making skills, encouraging emotional well-being, and personal growth for our student-athletes.
- * Invest in the personal development of our student-athletes through various programs that enable them to be successful in the classroom, the community, and in their athletic activities.

The Student-Athlete Development Office coordinated more than 3,000 hours dedicated to service in Northwest Arkansas and worldwide. Razorback student-athletes worked with more than 80 agencies giving of their time and energy last season.

Razorback student-athletes took advantage of the Razorback Leadership Academy, the first of its kind in the SEC in 2010-11 as well. Student-athletes, coaches and staff were shown steps to become better leaders on their teams, in the classroom, in the workplace and in life.

RAZORBACK

Finally, student-athletes participated in Hogs in Transition, a program designed to help Razorbacks make the move to life after college and athletics. Student-athletes took part in career fairs, corporate office visits and interview training.

COMPLIANCE

The University of Arkansas Department of Intercollegiate Athletics is proud to have your interest and support in the Razorbacks. The Razorback Athletics Compliance Office works hard to educate its student-athletes, coaches, staff and boosters on the rules and regulations mandated by the Southeastern Conference and the NCAA.

SEC and NCAA rules and regulations can be complex, and every situation is different. The Razorback Compliance Office makes every effort to disseminate information, and they encourage student-athletes, coaches, staff and boosters to contact them if there are questions.

The Razorback Athletics Department is proud of your support of the Razorbacks, but we caution you that inadvertent actions by our fans may jeopardize the department, current student-athletes or potential student-athletes.

MARKETING

The excitement of the University of Arkansas athletic teams continues to grow each season in the Southeastern Conference. Razorback football began a new era under head coach Bobby Petrino. Basketball coaches Mike Anderson and Tom Collen are bringing great excitement to Bud Walton Arena. Razorback baseball has witnessed an explosion of fans at Baum Stadium.

State-of-the-art facilities, the nation's best coaches and players and the greatest fans in college athletics come together for some of the most exciting events that take place in the state of Arkansas.

The Razorback marketing staff is a big part of the behind-the-scenes success of all 19 teams at the university. They assist in the branding of our image, getting information to our fans and helping to fill our venues.

Their work is evident in our stadiums, on the scoreboards and during pre-event, halftime and post-events. They work with sponsors, maintain the department's Facebook page and welcome new fans with creative ticket and suite packages.

The Razorback Marketing Office also handles the department's licensing and trademark guidelines making sure the fans get the Razorback quality they have come to expect.

SPIRIT SQUAD

Along with being a Razorback, serving as a Razorback cheerleader has a long tradition at the University of Arkansas. Currently, the Razorbacks have two squads, a Red and White, that inspire the crowds at all home sporting events.

Arkansas also has a dance team, the Razorback Pom Squad, which performs at halftime of many events. Members of the Pom Squad also serve at baseball games as RBI Girls. Arkansas has a team of uniformed mascots, led by the original Big Red, the Fighting Razorback. Sue E. joined the family along with kid-sized Pork Chop in the late 1990s. Boss Hog is a 9-foot-tall inflatable mascot that rounds out the team.

Jean Nail serves as the coordinator for cheerleaders and mascots. She is assisted by Kraig Jimenez and Brooke Bailey. For more information on the cheer squads and tryouts, go to the Spirit Squad section of ArkansasRazorbacks.com.

SPORTS MEDICINE

The University of Arkansas Sports Medicine staff is committed to provide each Razorback student-athlete with state-of-the-art medical care. The goal of our sports medicine program is to assist every student-athlete in staying healthy and injury free. The athletic training staff, in conjunction with our team physicians, will coordinate the delivery of professional and comprehensive preventative, treatment, rehabilitation, and counseling services.



UNIVERSITY OF ARKANSAS: Support Services

FOOTBALL

Performing the vital role of supporting the student-athletes at the University of Arkansas with financial support, the Razorback Foundation, Inc., is in its fourth decade of working alongside the athletic department to advance Razorback Athletics.

The goal of the foundation is ensuring that the more than 460 student-athletes at Arkansas have the equipment, facilities and overall support to achieve the goals of graduation and athletic achievement.

The Foundation embarked on a new campaign "Answer the Call" for the 2011 football season.

At the close of this campaign, approximately 2,600 new donors joined the Razorback Foundation. Every membership level saw an increase with a thirty percent increase in the top three classifications. The number of former letterwinners supporting the Razorback Foundation has grown to over 1,000, and with the recent hiring of head basketball coach Mike Anderson, membership numbers are expected to continue to increase.

The Foundation, officially incorporated and relocated off campus in 1988, has helped provide financial aid for the construction of the Broyles Athletic Center (football and administrative offices), Charlie Baum Stadium at George Cole Field (baseball), John McDonnell Field (outdoor track and field), Randal Tyson Track Center (indoor track and field), Dills Indoor Tennis Center, the George M. Billingsley Tennis Center (outdoor), Donald W. Reynolds Razorback Stadium (football) and has already begun fundraising efforts for several of the Capital Campaign Master Plan facilities.

Mission Statement

The stated mission of the Razorback Foundation, Inc., is to support the athletic endeavors of the University of Arkansas Razorbacks.

The Foundation assists our student-athletes by providing for scholarships, facilities and various programs that enable them to realize their dreams of achieving a quality college education while participating in athletics on a nationally competitive level.

Membership Levels

The opportunity to participate in the annual fund giving to the Razorback Foundation, Inc., has several levels, beginning at the \$50 Razorback level and continuing up to Broyles-Matthews Scholarship Platinum (\$20,000 or more). For more information about levels of giving and benefits, please visit the foundation's website at RazorbackFoundation.com.



Harold Horton
Executive Director



Norm DeBryin
Associate Director



Sean Rochelle
Associate Director



Marvin Caston
Assistant Director



Jessica Dorrell
Assistant Director



Jackie Rollins
Chief Financial Officer



Charlotte Faucette
Member Relations



Debbie Scoggin
Member Relations



Julia Woods
Member Relations



Stacy Allen
Receptionist



FRANK BROYLES

Athletic Director Emeritus

J. Frank Broyles and long-time assistant, Donita Ritchie, joined forces with the Razorback Foundation in 2008 and are instrumental in all facets of the fundraising process. Coach Broyles closed out a 50-year career of service to the university and now offers consultation and expertise for various fundraising opportunities, facility planning and donor relations.



Donita Ritchie
Admin. Asst. to Frank Broyles

UNIVERSITY OF ARKANSAS: Razorback Foundation



WELCOME

Thank you for making the Razorback Seat Value Plan a huge success!

We would like to welcome the **2,632** new members that have joined the Razorback Foundation in support of our program.



2LGroup
Chad Aaserude
Ms. Carol Ables
Jeanettia Ables
Ms. Cecilia Abney
Aces-A/C-Supply-North
Mrs. Ann Adams
Bobby Adams
James Adams
Karen Adams
Steve Adams
James A. Adkins II
Mark or Shannon Adkison
AEO on the Go LLC
AEP Southwestern Electric Power
Ms. Lana Aiken
Rosa Ainley
Mr. Bill Aitken
Ms. Lisa Alberius
Gary & Melanie Alecusan
Eric Alexander & Josh Pierce
Ms. Dora Alexander
Ted Alexander
Ms. Whitney Alexander
All Clean of NWA
Mr. Benton Allen Jr.
Allen Rathole Inc.
Frankie Allen
Roy B. Allen
Mr. Todd Allen
Mr. William Allen
Mr. Windell Allen
Mr. Carey Allison
Mr. Scott Allmendinger
Terence James Alpe
Mr. Terry Alpe
Rep., Denny Altes
Alan & Carol Altom
Charles Anderson
Mr. Charles W. Anderson
Mr. Cliff Anderson
Mr. Gary Anderson
Mr. Gary V. Anderson
Mr. Mark Anderson
Rhonda Anderson
Mr. Alfred F. Angulo Jr.
Anixter
Mr. Christopher Ansbro
Leonard Anschutz
Apple Arkansas
Martha Appleget
Debbie Archer
Mr. John Archer
Michael Armer
Mr. Mike Armour
Erik Armstrong
Evelyn A. Armstrong
Ms. Alisa Arnold
Christy Arnold
Adam & Kate Arroyos
Brad Arterbury
Mr. Brady Arthur
Mr. Patrick Arthur
Arvest Bank
Greg Ashby
Mr. Steven Ashcraft
Tyson Ashcraft
Mr. Shane Ashley
Mr. Rick Atchison
Jason Atkinson
Jim R. Atkinson
Kevin Aufdenkamp
Mr. Adam Aultz
Mr. James Austin
Mr. Josh Austin
Paul Austin
Automatic Auto Finance
Mr. Louis Averitt
Mr. Todd Avery
Ms. Sandra Avra
Tony Aycock
Mrs. Helen Aylor
Mr. Stuart Baber
Mark Baer
Steve Baer
Mr. Micky Bailey
Rick Bailey
Mr. Robert Bailey
Terry Bailey
Mr. W. Mark Bailey
Mr. Mike Bakalekos
Charles Baker
Gilbert Baker
Margaret Baker
Mrs. Meredith Baker
Mr. Russell Baker
Mr. Todd Baker
Mr. Dennis Baldwin
Brett Ball
Tim Ball
Truman Ball
William & Kim Ball
Mr. Steven Bandy
Norm and Jill Banwarth
Mr. Thomas Fred Barber

Mr. Brian Barchenger
Mr. Ryan Bariola
Mr. Chuck Barker
Mr. Jason Barker
Mr. Jack Barnard
Mr. Kenneth W. Barnett
Mr. Ronnie Barnett
Tyler Barrett
Mr. Andy Barron
Mr. David Bartlett
Randy & Selena Bartmier
Mr. Alan Barton
Richard D. Barton
Rick Barton
Ms. Mary Bassett
Mr. Bradley Bateman
Ms. Julie Bates
Mr. Terry Bates
Blake Batson
Charles Batson
Nikki Battisto and Brent Wetzler
Mr. Jeremy Battjes
Mr. David Bauer
Mr. Jimmy Baugher
Ms. Adrienne Baxter
Mr. Brandon Baxter
Rodney Baxter
Mr. William Baynes
Jack Beacham
Brian Bean
Michael Beard
Mr. Robert E. Beard
Mr. Eric Bearden
Rick Bearden
Mr. Bill Beasley
Mr. Lee Beasley
Edward Beatty Jr.
Mr. Craig Beck
Danny Beck
David Beck
Mr. Steve W. Beck
Ms. Barbara Becker
Mr. Bob Bedard
Tad Beene
Mr. David Belken
Ms. Daphne Bell
Mr. Mike F. Bell
Ms. Patricia L. Bell
Stephanie Bell
Mr. Anthony Bellamy
Maria Beltran
Zach Benight
Ms. Betty Bennett
Mr. David Bennett
Mr. Heath Bennett
Dr. Keith Bennett
Mr. Kevin Bennett
Mr. Kyle Bennett
Mr. Matt Bennett
Michelle Bennett
Mitch Bennett
Robert Bennett
Mr. Chris Bennings
Mr. Brandon Benson
Mr. Mark Bentley
Mr. Dwight Benton
Ms. Larita Berg
Bobby Berry
Mr. John Berry
Bevill-Franklin
Mr. Peter Biagioni
Bill & Beverly Bickell
Mr. & Mrs. Alan Bickford
Mr. Charles Billings
Vernard Billingsley
Ms. Janet Binder
Mr. Mark Bingman
Ms. Kim Biondo
Mr. Chris Birchfield
Mr. Gary Birdsong
Carl & Linda Birkner
Dustin Bishop
Ms. Susan Bitely
Mr. William Bius
Mrs. Carolyn Bizzell
Ralph Black
Ms. Rhonda Blackford-Noonan
John Blackmon
Mr. Robert Blackmon
Greg Blair
Blake Construction
Mr. Larry J. Blake
Max Blake
Jacob Bland
Ms. Karen Blankenship
William Blanton
Andrew Blaschke
Col. Gage Bleakley
Mr. Fred Bledsoe Jr.
Mr. Mark Bledsoe
Mr. Steve Blevins
Mr. Toby Blevins
Mr. Buckley Blew
Mr. & Mrs. Michael Blinzer

Ms. Candy Bloch
Mr. Aderet Block
Robert & Deborah Blume
Mr. Kurt Blumfelder
Melody Blythe
Darren Bobbitt
Lynn Bobo
Mr. Wade Boeckmann
Ms. Christina Bohannon
Ms. Rosa Bolin
Mr. James Jr. Bolinger
Kenneth Bolton
Jimmie Bond
Paul Bond
Ms. Marion Bonds
Tramayne Bone
Mr. Chad Bonner
Mr. John Boogaart
Mr. David Booher
Mr. Gary M. Boone
Steven Boone
Mrs. Teresa H. Booth
William Booth
Timothy Boozer
Dr. James Wes Borengaser
Nikolas Boshers
Mr. Bert Botter
Mr. Kevin Bounds
Larry Bowden
Mr. Tom Bowlby
Allyson Bowman
Garry Bowman
Jon Bowman
Jeff Boyd
Joe Boyd
Judy or Shelly Boyd
Rita or Guy Boydston
Ms. Nancy Boyes
Stephen Boyes
Connie Waters Boyster
Cathy and Tony Bozynski
Mr. Keith Braboy
Mr. Jay Bradford
Mr. Sam Bradley
Mr. Jeff Brady
Mr. Eric Brainard
Mr. Andrew Brandt
Jeff Brandt
Ms. Kim Branham
Mr. Lawdon Branscum
Mr. Bill Brasel
Mr. Ross Brashears
Mr. Greg Brasher
Mr. Derrick Braswell
Mr. Tommy Bratton
Hollis Bray
David Brazeale
Mr. Rick Brazile
Ms. Kerri Breeding
Ms. Renee Brewer
Mr. Coy Briant
Mrs. Tamara Brickey
David Bridges
Mr. Nicholas Bridges
Daniel Bright
Ms. Colleen Briney
Larry Briney
Lisa Brink
Susan Bristow
Mr. Keith Britton
Mr. Tommy Allen Brock, Jr.
Ms. Connie Brooks
John T. Brooks
Mr. Michael Brooks
Robert Brooks
Jack Broshears
Mr. John Brothers
Ms. Amber Brown
Anthony Brown
Mr. Clay Brown
Ms. Debra Brown
Donna L. Brown
Emily Brown
Mr. Garry Brown
George E. Brown
Mr. Greg Brown
Mr. Jason Brown
Ms. Jessica L. Brown
Joseph Brown
Mr. Kevin Brown
Dr. Robert D. Brown
Mr. Robert R. Brown
Mr. Ron Brown
Tregg Brown
Mr. John Bruegel
Jonathan Bryant
Mr. Doug Bryson
Brian Buchanan
Jack Bucher
Mr. Michael Buckingham
Mr. Jay Buechley
Ann Bugg
Steve Bullington
Bunny Bullock
Mr. Timothy A. Bunch

Mr. Laura Burge
Mr. Thomas Burger
Mr. Chris Burk
Susan Burkett
Mr. Bill Burnett
Jim Burnett
Kelly & Don Burns
Linda Burns
Terry Burns
Ms. Ann Burrow
Mr. Larry Burrow
Ms. Leslie Burrows
Sarah Burton
Mr. Thomas Burton
Mr. Larry Busby
Mr. Stephen Butler
Mr. Terry Butler
Kimberly Buzzard
Mr. Jeremy Byerley
Martin Bynum
Robert Byrd
Woody Byrd
C. J.'s Plumbing Inc.
Caddo Energy Co., LLC
Mr. James Cady
Chadwick Cagle
Ms. Laranda Cagle
Mr. Bari Cain
Tim Cain
Ms. Angie Caldwell
Regina Caldwell
Mr. Rick Caldwell
Dr. Richard Calhoun
Mr. Rodger Callahan
Christy Callaway
Mr. Norman M. Callaway
Mr. Monte Callicott
Ms. Pam Callison
Ms. Pam Calloway
Cal-Maine Foods Inc.
Cory Cameron
James Cameron
Mr. Adam Camp
Mrs. Anna Campbell
Mr. Euel Campbell
Mr. Gary Campbell
Gene C. Campbell
Karen Campbell
Mrs. Melissa Campbell
Mr. Mike Campbell
Mr. Randy W. or Brandon Campbell
Dr. & Mrs. Scott Campbell
Mr. Jeff Canada
Mr. Jonathan Canada
Mr. Randy Canfield
Cannon Pallet
Scott Cantrell
Mrs. Kristi Caple
Michael Caple
Derin & Rhonda Caplena
Ms Cynthia Cardwell
Greg Carl
Dale Carlton, Jr.
Benjamin & Lindsay Carlyle
Ms. Mitzi Carmon
Kim Carnation
Mike and Susan Carney
Mr. Gib Carpenter
James Carpenter
Mr. Michael E. Carpenter
Mr. Shann Carpenter
Mr. Kevin Carr
Mr. Mike Carr
Mrs. Amy Carrasquillo
Bill Carroll
Mike Carroll
Tony Carroll
Ms. Amber Carter
Angela Carter
Mr. Benjamin Carter
Mr. J. D. Carter
Mr. Jason Carter
Ms. Jeanne Carter
Neal Adam Carter
Trevor Carter
Mr. Greg Cash
William Cash
Mark Cassidy
Cal Castleberry
Jeremy Castleman
Brian Catlett
Larry R. Caton
Ray Catron
Mr. Adam Caudle
Mr. Kevin Causey
Randy Cavender
Chris Chalmers
Captain John E. Chambers
Mr. Tim Chance
Ben Chandler and Jeff Burks
Charles Schwab
Chartwells-Campus Dining Services
Mr. Lance Chastain
Ms. Tiffany Chastain

Jimmy Cheatham
Mr. Andrew Checca
Ms. Melisa Chesney
Mr. Tom Cheyne
Mr. Darrell Childers
Mr. Jason Childers
Ms. Judy Childers
Mr. Marvin Childers
Michael B. Childers
Mr. Will Childers
Doug Childress
Brandon and Stephanie Chism
Jennifer Chotard
Mr. Dwight Chrisman
Christopher D. Morris OD, PA
Adam Clark
Jack & Lauren Clark
Jimmy & Peggy Clark
Peggy Clark
Mr. Ron Clarkson
Mr. Joseph Claud
Michael Claud
Gorden Clay
Paul & Anita Clay
Mr. Ronny Clay
Mr. Barry Clayton
Mr. Fred Clayton
Mr. Phillip Clayton
Mr. David Clements
Mr. Wayne Clements
Mr. Booker T. Clemons
Mr. Ned S. Click
Jeffrey Clift
Mr. Jeffery Coates
Vic Coates
Don Cobb Jr.
Ms. Betty Cobb
Mike Coffman
Mr. Clark Colbert
Mr. Patrick Colclasure
Mr. David Cole
Nick and Carolyn Cole
Mr. Roger R. Cole
Mr. Dustin C. Colebank
Mrs. Cynthia Coleman
Mr. Larry Coleman
Curt Coles
Mr. Ellis Collins
Jim Collins
Michael Collyar
John Comeau
Commerce Construction Company Inc.
Community Publishers
Mr. Tom Compton
Kenneth & Drew Conlee
Ms. Lori Conley
Mr. Patrick Connell
Mrs. Debra Connelly
Conway Glass of Arkansas
Mr. Mark Conway
Dustin & Lindsay Conwill
David & Karen Cook
Ms. Diane Cook
Mr. Edwin Cook
Mr. James H. Cook
Mr. Jeff Cook
Stephen A. Cook
Mr. Adam Cooley
David Cooper
Mr. Jay Cooper
Mr. Richard Cooper
Mrs. Rechelle Cope
Jeff Copeland
Ms. Polly Copper
Mr. Kelly Copperrnoll
Tracey Corbett
Monroe Corwin
Joely Costello
Robert C. Cotten
Jimmy M. Cotton
Ms. Cynthia Coughlin
Mr. Louis Courage
Ms. Teri Cowan
Rep. Larry Cowling
James Cox
Ken & Susan Cox
Paul Cox
Mr. Paul L. Cox
Mr. William Cox
Jack & Marilyn Coy
Ms. Elizabeth Crabtree
Mr. Eddie Craft
Mr. Hal Crafton
Mr. Leo Crafton
Ms. Karen Craig
Tera Cranford
Mr. David Cravens
Gene Crawford
Mr. Aaron Crawley
Travis Newton Creed
Ms. Ziza Crocker
Ms. Carolyn Crockett
Jerrilyn Crook
Mrs. Angel Cross
Mr. Richard Dillard
Crosland Heavy Contractors, Inc.

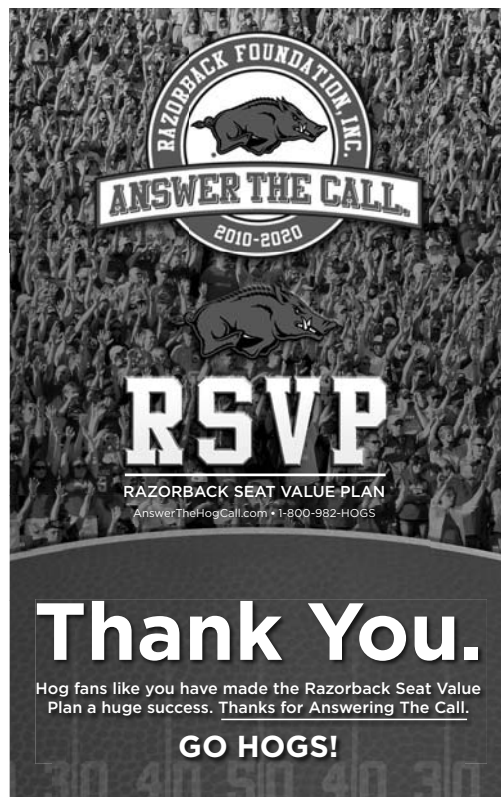
Kelli Crossland
Mr. Courtney Crouch
Mr. David Crow
Mr. Michael Crowder
Karla Crowson
CRS Inc.
Naomi Crume
Jeremy Cruse
Ty Crutchfield
Mr. Michael Cullen
Mrs. Joani Culpepper
Lee Culpepper
Mr. Ray C. Culver III
Ms. Kristin M. Cummings
Mr. Wallace C. Cummings
Harry Cummins
Ms. Maeleen Cunningham
Mr. Michael Cupples
Mr. Tommy Cupples
Ms. Amy Curry
Brian Curry
Craig Curry
John I. Curry
T. J. Curtis
Mr. Todd Curtis
Karen Cushman
Mr. Ted Dail
Mr. Robert Dale
Douglas Dalporto
David Dalton
Mr. Booker Dalton
Danaher Tool Group
Diana M. Danforth
Mr. LeRoy Dangeau
Mr. Bobby Daniel
Mr. David E. Daniel
Mr. Jess Daniel
Lee Danner
Mr. Jeff Darling
Dr. Scott Darnell
Darrow Garner, Inc.
DataCast Inc.
Mr. Dean Daugherty
Mr. Josh Daugherty
Mrs. Phillip Daugherty
Charles Davenport
Mr. Chris Davenport
Mr. Thomas Davenport
Barry Davidson
John Davidson
Kathi & Ron Davidson
Paul R. Davis Construction
Mr. George P. Davis, III
Davis Iron & Metal
Ms. Bonnie K. Davis
Brian Davis
Christopher Davis
Mr. David Davis
Dula Davis
Mr. Gary Davis
Gregory Davis
James Davis
Joann Davis
Mr. John C. Davis
Mr. Ken Davis
Mr. Lewis L. Davis
Ms. Lisa Davis
Paul Davis
Mr. Robert E. Davis
Mr. Ronny Davis
Ms. Ruth Ann Davis
Ms. Sheri Davis
Steven Davis
Ms. Suzan C. Davis
Mr. William S. Davis
Ken Day
Ms. Marjorie Day
Mr. Mark Day
Mr. Wendell Deal
Mr. Harrison M. Dean
Bryan Dearasaugh
Lance Dearien
Ms. Michelle Dearing
Ryan DeClerk
Dr. William Dedman
Vicki Dedmon
Ron Deere
Rep. Joyce Dees
Rusty Dees
Terry Dees
Mr. Paul Deeter
Defiance Metal Products
Mr. Dennis Delk
Mr. James Delph Jr.
Richard Delsoto
Delta Systems Inc
Mr. Audie Dennis
Ms. Rebecca Desbrow
Mr. Mike Dewerd
James Dick
Ms. Kelly Dickey
Mr. Walter Dickinson
Mr. Bryant A. Dillard
Mr. Larry Dillard
Mr. Richard Dillard

Mary Dime
Mr. Derek Dishongh
Darren Dixon
Drew Dixon
Mr. Robert Dixon
Mr. Bob Dobbs
Richard Dobyns
Cassie Dodson
Cory Dodson
Joe Dodson
Mrs. Margaret Dolan Gold
Dr. Patrick Dolan
Mr. Jason Dollard
Don & Glenda Donaldson
Jerry Donaldson
Bryant & Genice Dooly
Mr. and Mrs. R. Gene Dorman
Mr. Jimmy Dorsey
Mark Dossett
Mr. Chris Dougherty
Mr. Brandon Douglas
Slade Douglas
Ronnie Dowdy Inc.
Mr. Bradley Dowler
Jennifer Downer
Mr. Barry Doyle
Mr. John Dozier
Stephen Dozier
Mr. Lance Drain
Mr. Donny Drennan
Alfred Dressing
Ms. Angela Driver
Dudley Construction & Properties
Mr. Robert Dudley
Lisa Duell
Ms. Elizabeth Dugan
Mr. Mike Duke
Mr. Kevin Dunagan
Mr. Jerry Dunbar
Mr. Jamison Dunfee
Mr. Paul E. Dunn
Mr. Robert Dunseath
Mr. Donny Duran
Sandra K. Durham
DWM Services
Michael Dye
Jeff Eason
Ms. Karen East
Mr. Mike Eaves
Mr. David Eberhard
Mr. Jody Ebert
Jason Edmonds
Mr. Charles F. Edmondson
Harold Edmonson
Mr. Craig Edmonston
James Edmund
Educators Consulting Services
Andy Edwards
Mr. Mike Edwards
Rebecca Edwards
Roger L. Edwards
Ron Edwards
Todd Edwards
Mr. William R. Edwards
Mr. Walt Eilers
Mr. William Conner Eldridge
Mr. Harold Ellis
Mr. Danny Elmore
Tom Elser
Mr. Aaron Emerson
Mark Emerson
Mr. Raymond Emerson
Mr. Mike Emis
Daniel & Mindy England
Mr. Lane England
Englander
Mr. Gaylon Eoff
Lee Epperson
Mr. Rod Eppley
Susan Erickson
Mr. Rob Erskine
Ms. Nancy Estlick
Brian Esters
James Estes
Mr. Herbert Evans Jr.
Brandy Evans
Mr. & Mrs. Christopher Evans
James C. Evans
Jeff Evans
Mr. Lanny Evans
Jill Fagan
Mr. Ron Fahrbruch
James & Sharon Fairchild
Timothy Farley
Ms. Mary Farmer
Adam Farris
Mr. J. B. Farris
Mr. Joe Fast
Preston Fatla
Mr. Shane Faulkner
Sheri Faulkner
Mr. Robert Fehlman
Mr. Price Feland
Mark & Nancy Feldman
Ronni Fellers
Fellowship Bible Church
Jeff Fenwick
Ms. Brenda Ferguson
Miguel Ferrer
Mr. Earl Feurtado
Barry Fielder
Mr. Gary Fields
Mr. Samuel Fincher
Ms. Donna Fink
Ms. Charlotte Finkbeiner
Mr. Mark Finley
Patrick M. Finney
First Baptist Church
Ms. Cynthia Fisher
Kim Fitzgerald
Mrs. Misti Flagg
Mrs. Elizabeth Flippo

Rick Flores
Mr. Tom Flores
Mr. Brian Floyd
Mr. Chris Floyd
Ms. Tana C. Floyd
W.P. Flynn
FMS Enterprises, L.L.C.
Mr. Chris Foley
Amy Ford
Amy Ford
Kara Ford
Ms. Mona Ford
David & Debbie Foreman
Ms. Jessica Foreman
Mr. James Forrest
Mr. Bobby Forrester, Jr.
Robert J. Fortner
Mr. C. T. Foster, III
Mr. Chad Foster
Mr. Joe Foster
Ms. Kathleen Foster
Mr. Thomas R. Foster
Mike & Ladonna Fotenopolus
Charlie & Chris Fowler
Louetta Fowler
Mr. Yehuda Frager
Ms. Monica Frame
Mr. R V Francis
David Franks
Dr. Jason Franks
Mr. Michael Franks
Mr. Zane Franks
Mr. Andrew Fraser
Eric Freeman
James Freeman
Mr. Jon Freeman
Phillip Freeman
Mr. Mark Friermuth
Mr. George Robert French
Ms. Sherri French
Valerie French
Todd Freyaldshoven
Jon and Linda Mallow Fricke
Russell Fridell
Mr. Pat Fries
Mr. David Fritsche
Mr. Jay Frizzell
Lindy Frizzell
Mr. Lyn Fruchey
Coy Fulfer
Troy Fulfer
Dr. Dan Fuller
Clint Fulmer
Mr. John Furnas
Furniture Factory Outlet
Robert and Alison Fusillo
J. Mark Futrell
Mrs. Michelle Fyfe
Mr. Darrell Gabbard
Doris Gaiser
Gary Gaither
Roger & Linda Gaither
Ken and Donna Galchus
Gametime Sports
Joe Gammon
Tyrene Gardner
Jason Garland
Rev. Gordon Garlington III
Bo Garmon
Mr. Brian J. Garner
Don Garner
Montie Garner
Mr. Stan Garner
Mr. Grant Garrett
Glenn Garrison
James Gartman
Mr. Jason Garton
Wes & Sharon Garton
Mr. Michael Gartside
Mr. Jason Garvin
David Gaskin
Jamie Gatlin
Mr. Luke Gazaway
Mr. Michael Geater
Ella M. Geisler
Mr. James C. Geisler
General Electric
Mr. Anthony George
Ms. Latonia George
Pamela George
Mr. Maynard Gergely
Mr. William Gerrard Jr.
Mark Gerth
Ms. Lori Gibbons
Mr. Graham Gibbs
Mr. Curtis Gibson
Eric Gibson
Iverson Gibson
Mr. Jesse Gibson
Mr. Brent Gigerich
Mr. Mark A. Gilbert
Mr. Danny Gilliland
Mr. Brian Gilker
Ms. Sybrina Gilliespie
Mr. Dennis Gilliam
Kelli Gills
Bob Gist
Mr. Bill Givens
Mr. Kerry Gladden
Allison Glahn
Brian Glaze
Mr. Danny Glenn
Ryan and Maranda C. Glenn
Gary Glisson
Global Construction Inc.
Mr. Bobby L. Glover
Carl & Alice Glover
Mr. Thomas Glover
Mr. Oland Goad
Mr. Thomas Goates
Mr. Jason Godsey
Brad Goff

Mr. Trent Goins
Mr. David Gonzenbach
Mr. John Goodson
Bryan Gordley
Eddie Gordon
Shelly Gordon
Jeff Gore
Brenda Gossett
Paul Gotwalt
Scott Grable
Mr. Ryan Grace
Ms. Priscilla Gracey
Cope Gracy
Mr. John A. Graham
Doug Gramling
Mr. Randy Granderson
Eric W. Grant
Mr. & Mrs. Brian Grantham
Mr. Douglas Graves
Ms. Patricia Graves
Ms. Amanda Gray
Mr. Joseph Gray
Great Southern Wood
Preserving
Becky Green
Brian Green
Mr. Grant Green
Jerry Green
Karen Green
Mr. Jeff Greenberg
Terry Greene
Jim Greenwald
William Greetan
Mr. Ben Gresham
William Gresham
Mr. Eric Gribble
Mr. Ronnie Grice
Mr. Gary Grider
Mr. Jonathan Griesse
Gary & Janette Griffin
Ms. Dana Griffith
Mr. Mike Griffith
Mr. Shawn Grigsby
Mr. Dennis Grimes
Scottie Grimes
Mr. Stan Grise
Mr. Brian Grisle
Jeanne Groff
Mr. William Groom
Ms. Esther Gross
Michael Grounds
Mr. Quinn Grovey
Robert & Tomi Grubb
Harold Grubbs Jr
Mr. Sam Guess
Gordy Guest
Mr. Sylvester Charles Guist
Mr. Bobby Gunter
Mr. Russell Gunter
Mr. John Gunther
Mr. Bill Gupton
Mr. Todd Gurley
Becky & Wally Guthrie
Mr. David Gutierrez
H & E Equipment Services
Mr. & Mrs. Tony Hadaway
James R. Hagan
Donna Hagewood
Ms. Janice Hail
Mr. Lathan C. Hairston
Mrs. Vicki Haisty
Dr. Steve Halbrook
Betty Hale
Ms. Katherine Hale
Robert Halinski
Barbara Hall
Brian L. Hall
Mr. Harold Hall
Jessica Hall
Ms. Sherri Hall
Ronnie Halstead
Mr. Marty Hamaker
Mr. Daniel Hamby III
Michael Hammel
Mrs. Kristin Crafton Hammett
Mr. Leroy Hammock
Mrs. Debbie Hanafin
Mr. Mikel Hancock
Mr. Russell Hanes
Mr. Tim Haney
Bill Hankins
Ms. Retha Hankins
Ms. Lesa Hanks
Bruce and Brenda Hanna
John and Shannon Hanna
Franklin Hannah
Clint & Jana Hanshaw
Clint Hanson
Tony L. Hanson
Lester and Rosemary Hany
Mr. Michael Harb
Ms. Raelyn Hardee
Mr. Clay Harding
Rick Hardwicke
Benjamin Hare
David Hargett
Alan Hargis
Heath Harkins
Mr. Chadwick Harmon
Dodd Harmon
Ms. Rachel Harmon
Mr. Steve Harms
Mr. Samuel D. Harpole
Chris Harral
Mr. Lonnie Harrell
Annette Harrington
Jason Harrington
Don S. Harris Revocable Trust
Mrs. Ashley Harris
Mr. Charles Harris
Dan Harris
Mr. David P. Harris

Eric Harris
Mr. Jeff Harris
Mr. Mark Harris
Ms. Susan Harris
Mr. Thomas Harris
Mr. Wayland Harris
Mr. George Harrison
Mr. James D. Harrison
Marc Harrison
Matt Harrison
Ms. Stacy Hartlein
Mr. James Hartman
Mr. Mark Hartman
Matt Hartman
Janet Hartz
John Harvester
Orvin Harvey
Peyton Harvey
Nathaniel Hastings
Lance Hatch
Mr. Michael Hatch
Donald Hatcher
Mr. Gary Hatcher
Jeffrey Hatfield
Ms. Billye Hawkins
Larry Hawkins
Mr. Robert E. Hawkins
Ms. Patsy C. Hayden
Mr. Keith Hayes
William T. Haynie
Mr. Tommy Hays
Aaron Hazelbaker
Donita Heaggans
Mr. Keaton Hearn
William Heaston
Mr. Casey Hedden
Donald Hedden
Mr. Walter Hedrick
Mr. John W. Hefflin
Mr. Shelby Hefflin
Mr. Jay Hefner
Mrs. Gidget Hehl
Michael Heimlich
Brice Heinley
Mr. Rick Hellinga
Mr. Mickey Helms
Mr. David Helton
James Helton
Mr. Greg Henderson
Mr. Matt Henderson
Natalie Henderson
Mr. Walathan Henderson
Todd Hendon
Steve & Letha Hendrickson
Ms. Angela Hendrix
Mr. Joe Hennington
Dwayne Henry
Megan Henry
Shirrell Henry
Mr. Greg Hensley
Mr. Philip Hensley
Heritage Publishing Company
Jason Herron
Andy Herzfeld
Raymond Heslep
Sharon Hess
Tom Hesselbein
Crystal Hibdon
Mr. Scott Hickman
Christopher Hicks
Mr. Harvey Hicks
Mr. Jay Hicks
Laura Hicks
Mr. Lonny Hicks
Mr. Michael Hiatt
Ms. Francie Higby
Mr. Ricky Higgins
Mr. Ronnie Higgins
Scott Highfill
Ms. Patricia Hightower
Hiland Dairy - Fort Smith
Cameron Hill
James Hill
Jim Hill
Terry Hill
Tom Hill
Mr. Tommy Hill
Zac Hill
Mr. Joey Hillyard
Ms. Kim Himstedt
Mr. Grant Hinch
Mr. Michael Hirsch
Clay Hinchshaw
Dot Hinson
Mr. & Mrs. Darren Hixon
Ms. Janet Hixson
Mr. William D. Hobbs
Casey Hobby
Chris Hoberock
Mr. Mike Hocutt
Mr. David Hoffmans
Mrs. Cindy Hoggard
Gary Hogue
Phillip Holderfield
Ms. Angie Holliman
Mr. Phillip Holladay
Ms. Ann Holland
Karen Hollenbeck
Vicky Hollingshead
Dr. Brad Holloway
Mr. Tom Holmes
Ms. Deborah Holt
Jeanie Holt
Lee Holt
Mr. Boren Holthoff
Daniel Holtz and Amber McCombs
Bret & Laura Hood
Ms. Gwen Hoofman
Brian Hooper
Heath Hoops
Mr. Dennis Hoover
Mr. Scott Hopkins



Thank You.

Hog fans like you have made the Razorback Seat Value Plan a huge success. Thanks for Answering The Call.

GO HOGS!

Mr. David Hopper
Sally Horm
Mr. Jon Horner
Tracy Hoskins
Host Communications
Michael Houlihan
Mr. Edward House
Mr. Jeff House
Mr. Larry House
Greg & Debra Houser
Mr. Kenton Houston
Mr. Will Houston
Mr. Thomas T. Howard
Sheila Howell Cooper
Jeff Howett
Scott Howlett
Larry Hoyt
Chris Hubble
Mr. Ron Huckaby
Mr. Allan Huddleston
Mr. Jerry Hudgeons
Mr. Allan Hudson
Mr. Larry Huey
Mr. Michael Huffaker
Mr. Edward Huffman
Mr. & Mrs. Gregory Huffman
Phillip Huffmaster
Mr. Fred Huggins
Ms. Peggy Hughen
Jayne Hughes
Mr. John Hughes
Johnny Hughes
Michael Hughes
Mr. Phil Hughes
Dr. Anthony and Susan Hui
Keith Huismam
John Huitt
Carroll Hull
Alan Hulse
Todd Humble
Mr. Adam Humphreys
Mr. Duane Humphries
Mr. Doyle Huneycutt
Jim Hunt
Brenda Hunter
Mr. Justin Hunter
Raymond Hunter
Ms. Sharon Hunter
Dr. Dale Huntington
Earl Hunton
Mary Hurt
Ross Hussey
Angela Huston
Hutchens Construction Co.
Mr. Duane Hutcheson
Mr. Chad Hutchison
Rep. Donna Hutchison
Mr. & Mrs. Jared Hux
Ms. Marcia Imbeau
Richard & Carolyn Imboden
Imwell Health
Innovation Industries Inc.
Mr. James Irwin
Mr. Steve Iseler
Michael Ivers
J J's Grill
Mr. Jeff Jackson
Ms. Jennifer Jackson
Ms. Jessica Jackson
Kenneth Jackson
Mr. Reginald Jackson
Mr. Scott Jackson
Terry Jackson
Debbie Jacobs

Mr. Dick Jacobs
Mr. Greg Jacobs
Ms. Karen Jacobs
David Jamell
Ms. Donna Jamell
Michael James
Sammie James
Joseph Jarratt
Ms. Sheila Jarratt
Mr. Thomas M. Jefcoat
Greg Jeffries
Mr. Jason Jester
Mr. & Mrs. Jason Jobe
Mrs. Amy Johnson
Dr. Carl Johnson
Colin Johnson
Mr. Curtis Johnson
Ms. Dana Johnson
Doug Johnson
James & Kelly Johnson
Mr. Jared Johnson
John Johnson
Mr. John H. Johnson
Mr. Justin Johnson
Ms. Kristie Johnson
Marilyn Johnson
Mr. Mark Johnson
Mark & Susan Johnson
Ms. Michelle Johnson
Ray Johnson
Reggie Johnson
Ms. Renee Johnson
Mr. Ricky W. Johnson
Mr. Robert Johnson
Mr. Ross Johnson
Sherry Johnson
Stacy Hurst & J. Michael Johnson
Ms. Susan Johnson
Tricia Johnson
Ryan Johnston
Mr. Sam Johnston
Mrs. Alice Jones
Mr. Caitlin Jones
Cecil Jones
Mr. Cephas A. Jones
Clint Jones
Mr. David B. Jones
Mr. Dwayne Jones
Mr. Edward L. Jones
Joey Jones
Mr. Jonathan D. Jones
Kathy Jones
Mark K. Jones
Mr. Michael Jones
Mr. Michael Jones
Mr. Michael W. Jones
Parker Jones
Phil Jones
Ms. Phyllis Jones
Mr. Richard S. Jones
Mr. Robert Jones
Mr. Steve A. Jones
Susan Jones
Tony Jones
Mr. Van Jones
Mr. W. Henry Jones
Mike Jordan Company LLC
Mr. Joshua Jordan
Ms. Lesa Jordan
Ms. Sallye Beth Jordan
Nathan Jorgenson
Mr. Jeff Jodkins
Mr. John Juhl
Amy Julian

K & K Veterinary Supply, Inc.
 Kenneth Kaczmarek
 Mr. Ted Kagan
 Chase Kagen
 Ms. Sharon Kale
 Mr. Tom Kane
 Mr. Jeff Karwoski
 Wood Kaufman
 Gary Kearney
 Ms. Carissa Keary
 Jason Keathley
 Kevin Keathley
 Mrs. Lisa Keathley
 Roger Keathley
 Mr. John Keeling
 Mr. Larry Keene
 Pam Keeter
 Mr. Gary Keifer
 Mr. Mike Keith
 Mr. Dave Kella
 Dr. AL Keller
 James & Susan Keller
 Mr. Jim R. Kelley
 Mr. Patrick Kelley
 Mr. Rodney Kelley
 James Keltner
 Dr. Charles E. Kemp & Julia Kemp Smith
 Mrs. Kim Kendrick
 Mr. Rob Kenison
 Mr. Danny Kennedy
 Don Kennedy
 Mark & Tammy Kennedy
 Mr. Raymond Kennedy
 Terry & Brenda Kent
 Karen Kepesky
 George & Jill Keplar
 Ms. Joni Kerby
 Mr. Adam Kern
 Robert Kerr
 Anson Kesner
 Chris Kestner
 Miss Whitney Key
 Bill Kibler
 Mr. Michael Kiihnl
 Jason Kilburn
 Mr. Jerry Kilbury
 Mr. Marc Killebrew
 Jiggs Killgore
 Mr. John Killingsworth
 Mr. Tyler Killingsworth
 Mr. Billy Kilmer
 Dr. Donathan Kimbrough
 Mr. James Kimbrough
 James Kimmel
 Dustin and Whitney Kindell
 Adam King
 Doug King
 Lowell King
 Mr. Michael King
 Mitchell King
 Mr. Phillip King
 Ms. Sandra King
 Walter King
 Mr. & Mrs. Zach King
 Adam Kinney
 Mr. Mike Kinnison
 Mr. Randy Kirk
 Scott Kirkpatrick
 Joey Kiser
 Tammie Kisner
 Ms. Sandy Kissell
 Wesley Kitchens
 Albert Kittrell
 Mr. John Kjeldgaard
 Andy Kjellberg
 K-Mac Enterprises Inc.
 Ms. Gerri Knight
 Greg Knight
 Mr. Keith Knight
 Ms. Linda Knight
 Nathan Knight
 Mr. Thomas J. Knight
 Mr. Michael Knobloch
 Mr. Brent Knoedl
 Ms. Carmella Knoernschild
 Mr. Shannon Knoll
 Koehler Family Ticket Partnership
 Scott Koenig
 Danny Kolman
 Ms. Devin Konecny
 Jerry Kordsmeier
 Alex & Kimberly Kozel
 Shirley Kozubski
 Tracy Krack
 Kraft-Planters
 Ms. Tammy Kriesel
 Ms. Lori Kruse
 KTHV Today's THV
 Leonard Kuebler
 Mr. Ervin Kulbeth
 Baker Kurrus

Dr. Scott Kuykendall
 Betty Jo Ladd
 Ms. Lisa Lake
 Floyd Lamar
 Ms. Pat Lambert
 Mr. Rand Lambley
 Mr. Tony Lamkin
 Travis Lamontagne
 Mr. Jake Lampert
 Mr. & Mrs. Steve Lampkin
 Lan Brandon & John Stocker
 Greg & Tracey Lancelot
 Dr. Jason Landers
 Ms. Lauren Landers
 Ms. Lindsay Laney
 Roy Lang
 Mr. Blaine Langley
 Stephanie Langley
 Mr. Jerrod Langston
 Kelle Langston
 Mr. Robert Langston
 Curtis LaPorte
 Mr. & Mrs. Scott Lar
 Jerry Larkowski
 Heidi Lassiter
 Mr. Todd Latta
 Ms. Paula Lattanzi
 Mr. Wayne Laurie
 Jennifer Law
 Ms. Linda Lawhon
 T. J. Lawhon
 Mr. Willie Lawhon
 Perry Lawrence
 Ms. Beth Lawson
 Mr. David E. Lawson
 John Laxton
 Mr. John Ledebore
 Mr. Charles & Peggy Lee
 Mr. Ronald Lee
 Ms. Sharon Lee
 Mr. & Mrs. Jason Leeper
 Mr. Wes Lehmann
 Mr. Scott Leibrock
 Benjamin Leisenring
 Ron Lemay
 John Lenahan
 Patrick Lenoard
 Robert Lentz
 Mr. Jacob Leonard
 Mr. Kevin Leopard
 Ms. Carla Lesley
 Ms. Donya Leslie
 Mr. Steve Leslie
 Mr. Brian R. Lester
 Mr. Charles K. Lester
 Clifford Lester
 Mr. David Lester
 Paul Lewellen
 Wilhelmina Lewellen
 Mary Lewis Collins
 Ms. Diana Lewis
 Garrett Lewis
 Jan Lewis
 Mr. Jeff A. Lewis
 Robert Lewis
 Todd Lewis
 Steve Libby
 Steven Lilly
 Mr. Chad Linam
 Mrs. Theresa Lincicome
 Ms. Carrie Linden
 John Lindsey
 Mr. Kenneth Lindsey
 Mr. Clay Lineback
 Les Linebarger
 Mr. Brad Link
 Mrs. Brenda Linn
 Hazel Liverett
 Richard A. Lloyd
 Mr. Donnie Lock
 Mr. Johnny B. Loftin
 Todd A. Loftin
 Jason Logue
 Mr. Kevin Lollar
 Ms. Teresa Lollis
 Mr. Clark Long
 Doug Long
 Mr. James R. Long
 Jimmy Long
 Mr. Joe Long
 Ms. Judy Long
 Olivia A. Long
 Mr. David Longier
 John Longinotti
 Mr. Howard Longnecker
 Mr. Chris Looney
 L'Oreal Human Resources
 Mr. Mark Lorge
 Brett Loudon
 Mr. Mitch Loukota
 Mr. Larry Loux

Mr. Justin Lovett
 Mr. Barbara Lovin
 Justin Lowder
 Mr. Mark Lowery
 Colleen Lucas
 Patricia Lucas
 Mr. Keith Luceford
 Mr. Kevin Lundquist
 Mr. Timothy Lybber
 Michael Lynch
 Mr. Tony Lynn
 Mr. John Lytle
 Raymond Mace
 Julia Laney Machen
 Mr. Ricky Macken
 David Mackey
 Courtney Madden
 Mr. John Maddox
 Ryan Maddox
 Judy Madewell
 Shannon Magill
 Mr. Jeff Magness
 Jody Maher
 Mr. Alan Main
 Mr. Maxwell Mandell
 Ms. Renee Mandell
 Nippy & Nancy Mangrum
 Ms. Phyllis Mann
 Mrs. Sue Manning
 Mr. Rich Maples
 Amy Marbury
 Angela and David Marchand
 Mr. Scott Marchewka
 Gary Marcotte
 Jonathan Marks
 Mr. Charles E. Marlow
 Ms. Betsy Mars
 Mr. Andrew Marshall
 Jan Marshall
 Krissena Marshall
 Mr. John Martell
 Mr. Aaron Martin
 Dan Martin
 Mr. Daryl A. Martin
 Dennis & Melony Martin
 James Paul Martin
 Jason Martin
 Jay Martin
 Kenny Martin
 Mr. Larry Martin
 Mr. Matt Martin
 Mr. Matthew Martin
 Sonya Martin
 Susan Martin
 Vickie Reynolds Martin
 Mr. Mike Martinelli
 Mr. Augustine Martinez
 Bryan Mason
 Mr. Monty Mason
 Mr. Scott Mason
 Massage Envy
 Ms. Ann Goodman Massey
 Mr. Cory Massey
 Wendell Mastin
 Mr. Joe Mastropieri
 Keith Mathew
 Mr. John Matson
 Ron Mauldin
 Mr. John Maus
 Mr. Bill Maxwell
 Mr. Chad May
 Ms. Martha May
 Thomas May
 Jamie Mayer
 B. J. Mays
 Rick Mays
 Mr. & Mrs. Scott Mazzanti
 Mr. Jeff McAllister
 Mr. Brian McAnally
 Jordan McBride
 Mr. Shaun McCaffrey
 Gregory McCarrroll
 Mr. Chris McCarty
 Mr. Chris McCasland
 Mr. Thomas McCauley
 Mrs. Bonnie McCawley
 James McClellan
 Traci McClung
 Mike McClure
 Mr. Tim McClure
 Mr. Wes McClure
 Mr. Phillip McColey
 Harvey McCone
 Robert McConnell
 Blake and Virginia McCord
 Robert & Allison McCormick
 Mr. Jerry McCoy
 Mr. Paul McCuiston
 Mr. Justin McCuiston
 Chip & Brooke McCulley
 Joe McCutcheon
 Mr. Robert McDaniel
 Ann McDonald
 Debra McDonald
 Mr. James McDonald
 Kevin McElroy
 Mr. Steve McEntire
 Mr. James McFadden
 Ms. Cherie McFadin
 McFarland Eye Centers
 Mr. Bryan McGaugh
 Mr. Jim McGee
 Robin and Michael McGowan
 Mr. Gleason McGuire
 Mark McGuire
 Mr. Tim McGuire
 Wanda McGuire
 Mr. Jay McIntyre
 Richard McKelvey
 McKennon Implement Co.
 Tim McKenzie

Ms. Michelle McKinley
 Mr. Darrell McKinney
 Mr. Bradley McLaurin
 John McLawhorn
 John McLean
 Ms. Jane McLellan
 Mr. Mark McManus
 Mr. Jeff McMullen
 Mr. Hank McNabb
 Mr. Ronald McNaatt
 Mr. Robert McNeely
 Ron McNeill
 Bruce McNully
 Charles McNutt
 Ms. Linda McNutt
 Mr. Kevin McPherson
 Karen McRae
 Don McSpadden
 Stacey McSpadden
 Ms. Muriel McSweeney
 Ms. Brittney McVay
 Mr. Michael Mealer
 Mr. & Mrs. James Means
 Laurie Meaux
 Ms. Jennifer Medford
 Ms. Melissa Medlock
 Mr. Nathan Medlock
 Mr. William Meek
 Eric Merriman
 Mr. Andy Messer
 Mr. Don Meyer
 Mrs. Jackie Micheletto
 Roberta Mick
 Lois Mikita
 Mr. Charles Milam
 Ron Milam
 Jim & Janette Milborn
 Mr. Eugene Milinowski
 A. J. Miller
 Charles Miller
 Ms. Debra Lee Miller or Amos Cochran
 Ms. Lindsay Miller
 Mr. Patrick D. Miller
 Mr. Ron Miller
 Mr. Seth Milligan
 Mr. Joe L. Mills
 Mr. Mark Millwood
 Michael Milton
 Ms. Christen Mitchell
 Ingrid Mitchell
 James E. Mitchell
 James E. Mitchell
 Ms. Melinda Mitchell
 Rebecca Mitchell
 Mark Mobley
 Mr. Frank Mobra
 John Moline
 Mr. Edward Mollette
 Mr. Jack Monroe
 Ricky Monroe
 Jerry & Julie Moody
 Ms. Karen Moon
 Mr. Ron Mooney
 Mr. Billy R. Moore
 David Moore
 Ms. Elizabeth Moore
 Judy Moore
 Ms. Kendra Moore
 Mr. Lee Moore
 Mrs. Tina Moore
 Todd Moore
 Kevin Moran
 Scott Moran
 Sarah Mordecai
 Billy Morgan
 Mr. Chuck Morgan
 Holly Morgan
 Mr. Pete Morgan
 Ms. Penny Morphew
 Mr. Rossi Morreale
 Mr. Floyd Morris Jr.
 Barney Morris
 Ms. Carlene Morris
 David Morris
 Mr. Douglas Morris
 Mr. James Morris
 Mr. Marty Morris
 Mr. Charles Morrison
 Dave & Brandy Morrison
 Shannon Morrison
 Jeff Morrow
 Ms. Jennifer Morrow
 Richard Morrow
 Ms. Tracie Morrow
 Mr. Charles A. Morton
 Mr. Terry Morton
 Mr. Jimmy J. Mosby
 Mr. Kevin Moseley
 Mr. Patrick Moseley
 Seth Mosenhain
 Mr. Stephen Moses
 Mr. Cody Mosier
 Ms. Robin Juels Most
 Sarah Mote
 Ms. Allyson Moulton
 Mr. Lonny Mowery
 Jason Mowrey
 Mr. Jerry Muelle
 Mr. Phuong Mueller
 Tim Mulhern
 Barbara Mulkey and Hansell Schaefer
 Mr. David Mulligan
 Mullins Library
 Craig Mullins
 Mr. Jeff Mullins
 Sean Mulvenon
 Jesse Munn
 Mr. Chris Munos
 Mary Beth Munro
 Mikel Murders
 Mr. Mark Murdoch
 Mike Murpree

Diane Murphy
 Mr. Joe Murphy
 Joe Murray
 Raed S. Musallam
 Mr. David Myers
 Ms. Elizabeth Myrick
 Ms. Sarabeth Nail
 Mr. Koei Nakanishi
 Kyle Nail
 Mr. Louis Nalley
 Kyle Naples
 Judy Nation
 Graham H. Nations
 Mr. Michael Nauman
 David Needham
 Ms. Rachel Neeley
 Zack Nehus
 Julie Neil
 Mr. Andy Nelson
 Charles & Sandy Nelson
 Renee Nelson
 Mr. Mike Nemesi
 Mr. Tommy A. Nesmith
 Nestle Wal-Mart Team
 Ms. Deborah Neu
 Mr. Rob Neville
 Bobby New
 Mr. James Newburn
 Shannan Newkirk
 Mr. Rusty Newman
 Buddy Newton, M. D.
 Dr. Edward L. Nichols
 Lorrie & Mike Nichols
 Mr. Mark Nicholson
 Mr. Lanny Nickell
 Mr. Glen Nickerson
 Anne Nierengarten
 Ms. Barbara Nix
 Pat Nixon
 Ms. Trudy Noble
 Marilyn Nolan
 Mr. Bryan Nordin
 Mr. & Mrs. Jason Nordin
 Mr. James Norrid
 Deborah Norris
 Peggy Norris
 Ms. Lindsay Northcutt
 John Northup
 Mr. Richard Norton
 Brad Norwood
 Mr. Edward Nunley
 Ms. Carol Counce Nunneley
 Mr. Obay Nunneley Jr.
 Mr. Greg Oakhill
 Mr. Josh Obenshain
 Mr. Robert H. Oberle
 Jeffrey Odom
 Tim and Rhonda O'Donnell
 Deena Ogden
 Ms. Diane Ogden
 Steve & Jennifer Oglesby
 Betty F. Oliver
 Mr. Lee Olsen
 Mr. Tucker O'Neal
 Ms. Carol Onstott
 Ms. Debbie Orton
 Richard Oslica
 Mr. Tray Ott
 Jason Oury
 Mrs. Vicki Outler
 Mr. Brett Overman
 Laura Owen Martindale
 Mr. & Mrs. Carl Owens
 Don Owens
 Michael Owens
 Ms. Tara Owens
 Ms. Tonya Oxner
 Phillip Page
 Ms. Lee Palmer
 Lesa Palmer
 Glenna Palmisano
 Kris & Heather Pankey
 Nicholas J. Panyard
 Mr. Tommy Papanas
 Ms. Johnette Parham
 Mr. Jacques Parker
 Sharon Parker
 Tom Parker
 Charlie Parkhurst
 Mr. Clay Parks
 Buddy Parrish
 Mr. Kevin Parsley
 Mr. Travis Parsley
 Mr. Wade Partridge
 Rebecca Passmore
 Mr. Sanjeev Patel
 Chad Patterson
 Mr. Robert Patterson
 Mr. Rodney Patton
 Payne Construction, Inc.
 Ms. Genevieve Payne
 Josh Payne
 Mr. Mark Payne
 Mr. Josh Payton
 Ricky Pearce
 Sharon Pearce
 Mr. Bobby Pearrow
 Mr. Gary Pearson
 Ms. Threasa Peck
 Mr. Clayton Peevey
 Ms. Tonja Pejic
 Mr. Greg Pelton
 Mr. James T. Pelton
 Mr. Steve Pelz
 Johnny Pennington
 Mr. Roland Pennington
 Mr. Fred Penny
 Ryan Pepper
 Cathy Peralta
 Dr. Bill Perceful
 Steve & Karen Percival
 Angela Perkins

Mr. Nell C. Perkovich
 Adam Perotti
 Chris J. Perry
 Mr. Cary Pestel
 Mr. Don Peters
 Ms. Gayle Peters
 Mr. Kurt Peterson
 Mrs. Reba Pfeiffer
 Mr. James Phelps
 Brian Phillips
 Mr. Brian and Wendi Phillips
 Ms. Cissy Phillips
 Mr. Doyle Phillips
 Mr. James R. Phillips
 Kevin & Sumer Phillips
 Oaklea Phillips
 Rickey Phillips
 Terry Phillips
 Kelly & Christy Phipps
 John Pickens
 Ms. Wendy Pierce
 Mr. Kevin Pierson
 Mr. Brent Pifer
 Adam Pilkington
 Tim Pinter
 Jerry Pittman
 Mr. John Pittman
 Mark Plake
 Mr. Brad Plant
 Bob Pledger
 Mr. James Plumlee
 Mr. Jackie Plunkett
 Bo Plyler
 Joe Plyler
 Mr. Bryan Poe
 Mrs. Maxine Polk
 Brad Pollard
 Robert Pomeroy
 Mr. Steven Ponce
 Ms. Ann Pond
 Tammy Poole
 Mr. Eric Porr
 Benji Post
 Shannon Poulston
 Jeff Powell
 Kevin Powell
 Melissa Powell
 Mrs. Amy Powers
 Scott Poynor
 Scott Poynter
 Jim Pratt
 Precision Rathole, Inc.
 Presidential Conversions Inc
 Mr. Scott Preston
 James Price
 Mr. John Price
 Mr. Matt Price
 Michael Price
 Ms. Marlo Priest
 Royce Primm
 Sen. Bill Pritchard
 Mr. Paul Privat
 Linda Karen Proetz
 Jesse Proffitt
 Scott Provencher
 Mr. Chris Pruniski
 Mr. Douglas Pry
 Ms. Sally Jo Pryor
 Matt Prysock
 Mr. Thomas Puffer
 Doug Purify
 Glynn A. Puryear
 Rep. Beverly R. Pyle
 Julie & Jeremy Quast
 Kathy & Oliver Raabe
 Mr. Johnny Rackley
 Mike Rackley
 Gil, Ragon, Owen and Sherman, P.A.
 Mr. Jeffrey Rains
 Rainwater, Holt & Sexton
 Michael Rainwater
 Ms. Sally Ramey
 Ramsey Chemical & Equipment
 Doug and Melonie Ramsey
 William Rankin
 Sharon Raper
 Mr. Brock Ratton
 Mr. George Allen Rauch
 Ricky Rawlings
 Ms. Bobbie L. Rawlins
 Richard Rawson
 Carl E. Ray Jr.
 Ms. Joyce Ray
 Ms. Susan Ray
 Mrs. Frances Rayburn
 Raytheon Systems Co.
 Ms. Catherine Redinger
 Redman and Associates, LLC
 Joshua Reed
 Justin Reed
 Sedrick Reed
 Evelyn Reeder
 John and Cindi Reese
 Cash Reeves
 Mr. Charles O. Reeves
 Mr. Matthew Reginelli
 Mr. Stan Reid
 Mr. Brian Reindl
 Reliable Poultry
 Todd Remy
 Dr. Michael Renner
 Mr. Javier Reyes
 Leonard Reynolds, Jr.
 RGA Little Rock
 Patrick Rhode
 Duane Rhodes
 Jack and Dacey Rhodes
 Mr. Larry Rhodes
 Steven Rhodes
 Julie or Tom Rhyne
 Inggit Rianto
 Mr. James Rice



Candice Rich
 Brice Richard
 Ms. Dorothy Richardson
 Shelly Richardson
 Mrs. Lisa Richey
 Ms. Rhonda Richmond
 Mr. Brad Rickett
 Ms. Stephanie Ridgell
 William Ridgeway
 Chris Ridings
 Laramy Ridley
 Mr. Elton Rieves, III
 Ms. Brooke Rigby
 Ms. Linda Riggins
 Mr. Cooper Riley
 John Riley
 Kayla Riley
 Robert Riley
 Mr. Raymond Rinchuso
 Stephen Brandon Rinnert
 Gary Rittenhouse
 Suzanne Roach
 Roadway Express Inc.
 Mr. Jay Robbins
 Roberson Tire Service, Inc.
 Del and Peggy Roberson
 Russell & Cindra Roberson
 Mr. Tommy Roberson
 Scott & Cathey Roberts Family
 Becky Roberts
 Mr. Edward Roberts
 James Roberts
 Mr. Michael Roberts
 Mr. Richie Roberts
 Mr. Steven Roberts
 Brad Robertson
 Eric Robinson
 Kenny Robinson
 Mr. Leno Robinson, Jr.
 Vera Robinson
 Mr. Marc Robison
 Mr. Lance Roche
 Rock-Tenn Company
 Rick Roderick
 Mr. Tim Rodgers
 Margie Rodriguez
 Rep. Johnnie Roebuck
 Mr. Avery Rogers
 Billy Rogers
 John Rogers
 Mr. Luke Rogers
 Mark Rogers
 Tonja Rogers
 Mr. Kevin Rogerson
 Mr. Larry Rolfe
 Josh Roller
 Roller-Ballard Funeral Home
 Roma United Inc.
 Mrs. Karen Spears Rorex
 Andy Rosandick
 Mr. Ben Rose
 Ms. Samantha Rose
 Vincent Rose
 Ms. Teresa Rosebeary
 Mr. Ben Rosenheck
 Mr. Mark D. Ross
 Mr. Patrick Ross
 Ms. Brenda Rothwell
 Mr. John R. Rowe
 Charles Rowlett
 Richard Ruble
 Aaron Ruby
 Mr. Greg Rucker
 Todd Rudisill
 Mr. Rico Rumph
 Mr. Ted Runnels
 Mr. Roy Runyan
 Mr. Mark Rushing
 Ms. Cindy Russell
 Mr. Darrel Russell
 Gary Russell
 Mr. Terry Russell
 Mr. Steve Rutherford
 Mr. Tim Rutherford
 Keith Rutledge
 Archie B. Ryan III
 Mr. Robert K. Ryan
 Ms. Tina Saenger
 Mike Sage
 Ms. Savannah Sage
 Thomas Salisbury
 Salt Creek Paving & Construction
 Kyle Salyer
 SamGlenn Properties
 Joseph Samia
 Jerry Sample
 Jennifer and Marty Samuels
 Mr. Kevin Sanchez
 Clay Sandefur
 Mr. Earlton Sanders
 Mrs. Susan Sanders
 Mr. Clement Santi
 Ms. Adrienne Sapp
 Mr. James Sarrett
 Steve Sartain
 Mr. Charles Saunders
 Mr. Loren Savage
 Mary Savin
 Ms. Vicki Scalise
 Mrs. Casey Scarborough
 Mr. Evan Schaffer
 Robert Scharnhorst
 Erick Schermerhorn
 Mr. Tom Scherrey
 Mr. Eddie Schieffler
 Mr. Paul Schmidt
 Andrew L. & Linda Schneider
 Chad Schneider
 Mr. Danny Schneider
 Mr. Andrew Schwerdtfeger
 Ms. Ann Scogin
 Ms. Linda L. Scogin

Ms. Billie Scott
 Mrs. Karen Scott
 Ms. Kathy Scott
 Tim Scott
 Randal & Mary Catherine Scriber
 Mr. Preston Scroggin
 Dewitt Seale
 David See
 Lynn Seeger
 Mr. James J. Seiter
 Michael & Stiveny Selby
 Tim and C.J. Seldomridge
 Kevin Sell
 Thomas Selman
 Robert Serio
 Mr. James Settle
 Mary Seymore
 Brenda Shaffer
 Mr. Donald Shalmy
 Ms. Lari Shank
 Mr. Chester Shannon
 Mr. Milton Shannon
 Mr. Brady Sharp
 Mr. Calvin Sharp
 Chris Sharp
 Shaver Enterprises Inc.
 Brian Shaw
 William Shaw
 Thomas M. Shea
 Mr. Gary Shelby
 Edward Shelton
 Mr. Grover B. Shelton
 Mark E. Shelton
 Jim & Cindy Shenep
 Mr. Lee Shenker
 Mr. Scott A. Shepherd
 Mr. Stuart Sheppard
 Mr. John B. Sher
 Mike Sheridan
 Sherrod Family
 Ms. Sharon Shields
 Stephanie Shinabery
 Donna Shipley
 Craig Shipp
 Wes Shirley
 Rebecca Shiver
 David Shockey
 Dean Shockley
 Mr. Bryan Shoesmith
 Rudolph Shores
 Mr. Matt Short
 Chris Shourd
 Mr. Harold Shreve
 John F. Shrewsbury
 Dr. Steve Shrum
 Michael Shumaker
 Mr. Brandon Shumard
 Donna Shumate
 Tiffany Shumpert
 Mr. Billy Shurley
 Larry Silver
 Peter Silvestri
 Mike Simmons
 Mike W. Simmons
 Ms. Julia Simpson
 Mrs. Marlyn Simpson
 Mr. James Sims SFI
 Mr. Michael Sims
 Paul Sims
 Jim & Lisa Singleton
 William Sisson
 Mr. Joe Skarda
 Pat Skarda
 Mr. Ernest Skinner
 Mr. William Skinner
 Mr. Jim Slagle
 Kristy Slagle
 Mr. Jeremy Slankard
 Mr. Chris Slaton
 Mr. Mark Smedley
 Michelle Smedley
 Roger Smith & Stacy Smith-
 Foley & Jamie Jackson
 Mr. Dewitt Smith III
 Aaron Smith
 Adam C. Smith
 Alan Smith
 Alta Smith
 Mr. Brent Smith
 Mr. Brent L. Smith
 Mr. Cecil Smith
 Mr. Charles Smith
 Charles S. Smith
 Mr. Dennis N. Smith
 Drew Smith
 Mr. Erron Smith
 Evelyn Smith
 Henry and Jennifer Smith
 Mr. Jevin Smith
 Jim Smith
 John D. Smith
 Karen & Joel Smith
 Mr. Keaton Smith
 Kristi M. Smith
 Lance Smith
 Mr. Larry Smith
 Ms. Leslie Smith
 Nathan Smith
 Phillip Smith
 Phillip Smith
 Mr. Robert Smith
 Ryan Smith
 Shawn Smith
 Mr. Stephen Smith
 Mr. Stephen L. Smith
 Steve Smith
 Mr. Steve L. Smith
 T. J. Smith
 Mr. Terry Smith
 Mr. Thomas E. Smith
 Tom E. C. Smith
 Zach Smith

Vicky Snider
 Buddy Snow
 Mrs. Ronald W. Snyder
 So Big Inc.
 Dean Sobel
 Eric Soller
 Brian Sorensen
 Mr. Joey Sorters
 Mike & Amanda Sostrin
 Mr. Bruce Soule
 Mr. Randall Spain
 Nick Spainhour
 Stephen Spakes
 Len W Sparkman
 Stan Sparks
 Mr. David C. Speaker
 Billy & Rita Spears
 Jim Spears
 Ms. Gayla Spence
 Jennifer Spence
 Jesslynn Spence
 Neal Spencer
 William & Mandy Spillar
 Patrick Spivey
 Mr. Steve Spivey
 Mr. Herman Springer
 Jake Springer
 Ms. Leslie Spurlock
 Dr. & Mrs. Mark St. Pierre
 Michael Stacks
 Marcus B. Stacy
 J M Stafford
 Paul Stagg
 Mr. Jay Staggs
 Robert Stainton
 Ms. Bobbie Standridge
 Mr. Bryant Stanley
 Dr. Heather Stanley
 Ms. Jimmie Stapleton
 Mr. Mitchell Stapleton
 Lorre Staretz
 Ms. Veronica Starks
 State Land Commissioner
 Kenneth F. Steele
 Mike & Mary Steelman
 Scott Steely
 Mr. Fritz Steiger
 Jennifer Stein
 Mr. David H. Stephens
 Ms. Gina Stephens
 Mr. Richard A. Stephens
 James Mark Stevens
 Jeffrey Stevens
 Zach Stevens
 Dory Stiles
 Ms. Ashley Stinnett
 Ms. Mary Stobaugh
 Rhonda and Victor Stone
 Simon Storer
 David Stotelmyer
 Mr. Doug Stovesand
 Mr. Joe Stratton
 Mr. Kevin Strayhorn
 Anita & Tom Strickland
 Mr. Blake Strickland
 Larry Strickland
 Brad Stricklin
 Mr. Keith Striegler
 Richard Strite
 Jerry Stroud
 Mr. Danny Stuckey
 Lon Stuckey
 Mr. David Stumbaugh
 John Peter Suarez
 Jonathan Sugg
 Mr. Chris Sullivan
 Mr. Josh I. Sullivan
 Michael Sullivan
 Mr. Mike Sullivan
 Lisa Summerford
 Bill Summers
 Bridget Summers
 Sunnyside Inn
 Mr. William Surratt
 Mr. Paul Susce
 Mr. Heath Sutherland
 Pat and Cindy Sutliff
 Coby Sutton
 Ms. Donna C. Sutton
 Joy Sutton
 Mrs. Leslee Sutton
 Joseph Swaim
 Gary Swain
 Samuel Swain
 Jaime Swaty
 Mr. Herby Swearingen
 Jeremy Sweat
 John & Ashley Swindle
 Ryan Swofford
 T & J Specialty Contractors
 Tanda Inc.
 Mr. Rob Tanksley
 Amy Tarvin
 Lewis Tate
 Mike & Darlene Tate
 Mr. Allyn C. Tatum
 Mr. Brent Taylor
 Ms. Charlotte Taylor
 Dan Taylor
 Don Taylor
 Jackie Taylor
 Kathie Taylor
 Mr. Landon Taylor
 Mary Taylor
 Mr. & Mrs. Rod Taylor
 Mr. Samuel Taylor
 Scott and Nicole Taylor
 Mr. Tom Taylor
 Tracie Taylor
 Mr. Troy Taylor
 Scott Teague
 Team Suviav

Mr. William Tedder
 Frank & Sarah Teed
 Ronald Teeter
 Chuck Tennyson
 Mr. Scott Tennyson
 Ms. Kristi Terry
 Larry J. Terry
 Ms. Regina Terry
 Justin Tharp
 The Stephens Group
 Mr. Jason Thibodeaux
 Mr. Mitchell Thiele
 Bobby Thomas
 Mr. Chris Thomas
 Debi Thomas
 Mr. Eddie Thomas
 Gary Thomas
 Ms. Juanita Thomas
 Raleigh Thomas
 Ms. Remonica Thomas
 Richard Thomas
 Mr. Robert Thomas
 Dr. Micah Thomason
 Bryan Thompson
 Mr. David Thompson
 Ms. Joann W. Thompson
 Joshua Thompson
 Mr. Steve Thompson
 Wesley Thompson
 John R. Thorn
 Mr. Allan Thornton
 Mr. Tom Thornton
 Mr. Randy Thrash
 Arlin & Shirley Thrift
 Ryan Thrower
 Troy Thurber
 Ms. Jamey Tice
 Bryon and Dana Tidwell
 Mrs. Kira Tidwell
 Albert Tilley
 Mr. Andrew Timmer
 Mr. Alexander Timpe
 Andrea Tinsley
 William Tinsworth
 David Toft
 Mrs. Pat Tole
 Kelly Tolliver
 Mr. Craig Tommey
 Mr. William Tompkins
 Dr. Drew Toole
 Melissa Tooley
 Mr. Gordon Topping
 Mr. Tony Tortorich
 Mr. Joey Travis
 LeAnn Travis
 Ronnie or Sue Travis
 Mr. Keith Trevillion
 Mr. John Trice
 Timothy Trimble
 Kevin Trinh
 Mr. & Mrs. Robert Trovillion
 Mr. Mark Trusty
 Jamie Tubbs
 Anna Tucker
 Mr. James Tucker
 Ms. Jan Tucker
 Ms. Janie Tucker
 Cathy Tuggle
 Mr. Jon Tuggle
 Daniel Turnbow
 Chuck Turner
 Mr. Jason Turner
 Dr. Jeff Turner
 Mr. Ronnie Turner
 Shaun Turner
 Mr. Edgar J. Tyler
 Mr. Eric Tyler
 Sam Tyler
 Tad Tyler
 U of A Alumni Club Of Houston
 Dr. Henry Udouj
 Mr. Tom Underwood
 Mr. David Uzzell
 Ms. Linda Valley
 David L. Van Bebber
 Mr. Gerald Van Brunt
 Tifanie Van Laar
 Mr. Richard Van Pelt
 Ms. Megan Vanlandingham
 Shannon Vann
 Mr. Scott Varady
 Ms. Kimberly Varga
 Mr. Steve Vaughan
 Mr. Mike Vaughn
 Mr. Randy Veach
 Ms. Cassidy Velek
 Sam Velez
 Bruce Venable
 Gerald Venable
 Ms. Karen Vermillion
 Brenda S. Vick
 Haley Villines
 Jerry W. Virden
 Mr. Paul Waddell
 Mr. Bryson Waganer
 Mr. Randy Wagner
 Mike Wakefield
 Beau Waldrep
 Ms. Lisa Waldrep
 Mr. Joseph D. Waldrum
 Anita C. Walker
 Ms. Arlene Walker
 Carl and Leigh Ann Walker
 Chris Walker
 Mr. Jason Walker
 Shameka Walker
 Shawn Walker
 David Wall
 Gene Wallace
 Mr. Kenneth Wallace
 Mrs. Carol S. Wallace-White
 Mr. Thomas Walsh

Kristy & Lance Walters
 Mrs. Gus Walton
 Mr. James A. Walton
 Robin Warbritton
 Mrs. Kathy Ward
 Sandy & William C. Ward
 Jerry Ware
 Mr. Steven Kirk Warner
 Ms. Jamie Warren
 Tom Warren
 Leigh Warriner
 Chris and Chelsea Warzecha
 Christina Washington
 Mr. Chris Watkins
 Ms. Lisa Watkins
 Neil W. Watkins
 Robert Watkins
 Vicky Watkins
 Brian Watson
 Dan & Glenda Watson
 Dana Dean Watson
 David Watson
 James N. Watson
 Mr. Johnny R. Watson
 Michael & Laura Watt
 Gary & Terri Wayman
 Mr. Alan Wear
 Mr. Michael S. Weatherford
 Ms. Sarah Weatherly
 Elizabeth A. Casteel Weaver
 Mr. John Weaver
 April Webb
 Mrs. Darlene Webb
 Mr. James Webb
 Martez Webster
 Jonathan Weedman
 Michael Weindel Jr.
 Mr. Brian Weir
 Mr. David Weiss
 Wendell H. Welbern Jr.
 Welch, Jim
 Mr. Scott Welch
 Weldon, Williams & Lick, Inc.
 Charles W. Weldon
 Ben Wells
 Mr. Chad Wells
 Jeremy Wells
 Justin Wells
 Ms. Karen Wells
 Mr. W. H. Wells
 William Wenberg
 Ms. Katherine Werst
 Mr. Mark West
 Mr. Mike West
 Kent C. Westbrook
 Mr. Steven M. Westbrook
 Ms. Rita Westenhaber
 Ms. Beverly Westlake
 Betty Weston & Sherry Atkins
 Ember Weston
 Mr. & Mrs. John Wetzler
 Frank or Lynda Watzley
 Mr. Christopher "Shane" Wheeler
 Harry Wheeler
 Ms. Kelly Whiddon
 Aaron White
 Mr. Allen White
 Billy Ed White
 Brooks White
 Mr. Donny White
 Greg White
 Jeff White
 Mr. Joe White
 Ms. Lynda White
 Ms. Molly White
 Richard White
 Steven D. White
 Trey White
 Mr. Wesley White
 Mr. Thad Whiteaker
 Mr. Kelly Whitehorn
 Rose Whitehurst
 Mr. William Whitehurst
 Leonard Whiteman
 Mrs. Belinda Whitener
 Jim Whitson
 Jerry Whorton
 William Wiechman
 Rebecca Wilcox
 Mr. Clifford Wilhelm
 Brooke Wilkerson
 Mr. Ricky Wilkes
 Mr. Kurt R. Wilkin
 Terri Wilkins
 James E. Wilkinson
 Mr. Ben Willard
 Don Willard
 Mr. John R. Williams Jr.

Mr. Adam Williams
 Ms. Angela Williams
 Ms. Annette Williams
 Barry Williams
 Beth McCroskey Williams
 Mr. & Mrs. Dale Williams
 Ms. Donna S Williams
 Mr. Frank Williams
 Mrs. Fred Williams
 Mr. James C Williams
 Mr. Nick Williams
 Mr. Rodney D. Williams
 Mr. Sy Williams
 Wes Williams
 Mr. William B. Williams
 Wilkinson & Sons Janitorial Service Inc.
 Dean Williamson
 Mr. Jim Williamson
 Mr. Ricky Williamson
 Wendy Williamson
 Mr. Chad Willis
 Mr. Ricky Willis
 Anna Willson & Mark Willson
 Mr. Wade Wilmoth
 Ms. Ann Wilson
 Mr. Brandon Wilson
 Butch & Barbara Wilson
 Cheryl Wilson
 Mr. Corey Wilson
 Mr. David D. Wilson
 Denise Wilson
 Mr. Doug Wilson
 Mr. Earl W. Wilson
 Mr. James Wilson
 Ms. Judy Wilson
 Leon Wilson
 Mr. Rodney Wilson
 Tony W. Wilson
 Tyler Wilson
 Aaron Windsor
 Terry Wing
 Eric Wingard
 Mike Wingenter
 Billy Winget
 Mr. Kevin Wingfield
 Mr. George Wingo
 Mr. Don Winningham
 Tim Winston Builders Inc.
 Mark Winters
 Lisa Withers
 Boyce Wofford
 Dennis Wolkin
 Matt Wollett
 Brent Wood
 Dr. Danielle Wood
 Charles Woodall
 June Woodard
 Kristee Woodham
 Ms. Liz Woodruff
 Woods Sniely Atwell Law Firm
 Ms. Amanda Woodriddle
 Ms. Kim Woosley
 Ms. Cindy Wooten
 Keith Wortsmith
 Wright Law Firm
 David R. Wright
 Mr. Gary Wright
 Mr. Joseph Wright
 Mr. Roger Wright
 Mr. Steve Wright
 Mr. Terry Wrinkle
 Mark Wuettig
 Lee Wyant
 Jerita Wyllie
 Bill & Donna Yancey
 Tim Yarboro
 Bryan Yarbrough
 Mr. Chad Yarnall
 Rob Yarnell
 Mr. Barrett Yates
 Tom Yazwinski
 Tyler Yeaman
 Mr. Jim Yeary
 Mr. Mark Yerger
 Stan & Georgiana Yerton
 Mr. Matt Yielding
 Mr. Aaron York
 Mr. Keith Young
 Ken Young
 Mr. Michael Young
 Mr. Wayne Young
 Earl Zechiedrich
 Melody & Leonard Zechiedrich
 Kurt and Rhonda Zenruffinen
 Robert Zierak




RSVP

RAZORBACK SEAT VALUE PLAN

RAZORBACK

FOOTBALL FACILITIES: War Memorial Stadium



WAR MEMORIAL STADIUM AT&T FIELD

The Razorbacks' home venue in Central Arkansas for 64 years, War Memorial Stadium/AT&T Field is slated to host Arkansas football games until 2016 after a two-year extension was signed in August 2008. During that span, the facility will host two UA games annually, including at least one Southeastern Conference game each season.

Three-year UA letterman and Congressional Medal of Honor Winner Maurice (Footsie) Britt was the featured speaker during dedication ceremonies for War Memorial Stadium on Sept. 18, 1948. On that day, a crowd of 24,950 (a record football attendance in Arkansas at that time) watched the Razorbacks defeat Abilene Christian, 40-6.

During its 64-year existence, the facility has expanded from its original capacity of 31,000 to its current figure of 53,955.

A complete lighting system and Astroturf surface were added for the 1970 season with a new artificial surface to follow in 1974. Ten years later, another new layer of artificial turf was installed before a return to natural grass was made in 1994. AstroPlay was installed for the 2002 season. War Memorial Stadium installed a new turf manufactured by Field Turf during the summer of 2010 and the field was named AT&T Field. In addition, a new 7.5 million dollar press box that includes 500 club seats was constructed for the 2010 football season. The War Memorial Stadium Commission along with the University of Arkansas Athletic Department has renovated the Razorback Letterman's Club and Recruit Room.

In 1974, the press box was honored as the best in the nation by the Football Writers Association of America, a recognition for the facility and the services provided. The press floor is now named for longtime sportswriter and an authority on Razorback history, Orville Henry.

WAR MEMORIAL STADIUM/AT&T FIELD FACTS

Capacity: 53,955

First Game and Dedication: Sept. 18, 1948 (Arkansas 40, Abilene Christian 6)

Arkansas' War Memorial Stadium Record: 146-52-2 (.730)

UA's Little Rock Record: 164-65-4 (.704)



FOOTBALL

ALL GAMES

Any Game:	107,262 at Tennessee, Nov. 11, 2000
Regular Season Game:	107,262 at Tennessee, Nov. 11, 2000
Season Total:	791,661 in 11 games in 2005 844,611 in 12 games in 2008 926,552 in 13 games in 2009

HOME GAMES

Game:	Fayetteville (Donald W. Reynolds Razorback Stadium) 76,808 vs. Alabama, 2010
Game:	Little Rock (War Memorial Stadium) 55,912 vs. Alabama, 1992
Season Total:	Fayetteville: 443,368 in 2006 (6 games) Little Rock: 221,686 in 1979 (4 games) Both: 554,621 in 2006 (8 games)
Season Average:	Fayetteville: 73,895 in 2006 Little Rock: 55,757 in 2010 Both: 69,328 in 2006

DONALD W. REYNOLDS RAZORBACK STADIUM

(Top 50 Crowds)

OPPONENT	DATE	ATTENDANCE
Alabama	Sept. 25, 2010	76,808
Tennessee	Nov. 11, 2006	76,728
Southern California	Sept. 2, 2006	76,564
Texas	Sept. 11, 2004	75,671
Alabama	Sept. 23, 2006	74,687
Georgia	Sept. 19, 2009	74,210
Ole Miss	Oct. 25, 2008	74,168
Auburn	Oct. 11, 2003	74,026
Kentucky	Sept. 22, 2007	74,015
Florida	Oct. 18, 2003	73,934
Troy	Sept. 1, 2007	73,926
Ole Miss	Oct. 23, 2010	73,619
Alabama	Sept. 28, 2002	73,551
Ole Miss	Oct. 21, 2006	73,445
Auburn	Oct. 10, 2009	72,559
Alabama	Sept. 25, 2004	72,543
Auburn	Oct. 13, 2007	72,463
SE Missouri State	Oct. 14, 2006	72,453
Alabama	Sept. 20, 2008	72,315
Ole Miss	Oct. 26, 2002	71,723
Auburn	Oct. 15, 2005	71,673
Georgia	Oct. 23, 2004	71,644
South Carolina	Nov. 3, 2007	70,742
Western Illinois	Aug. 30, 2008	70,537
Tennessee	Sept. 3, 2001	70,470
Vanderbilt	Oct. 30, 2010	70,430
Boise State	Sept. 7, 2002	70,142
New Mexico State	Sept. 4, 2004	70,114
Florida	Oct. 4, 2008	70,072
Tulsa	Nov. 1, 2008	70,021
Tennessee Tech	Sept. 4, 2010	69,596
Utah State	Sept. 9, 2006	69,491
Tulsa	Sept. 6, 2003	69,442
South Carolina	Nov. 7, 2009	68,865
Vanderbilt	Sept. 10, 2005	68,215
UTEP	Nov. 13, 2010	67,330
Mississippi State	Nov. 17, 2001	67,314
Auburn	Oct. 27, 2001	67,213
Troy	Nov. 15, 2009	66,442
Missouri State	Sept. 3, 2005	66,424
North Texas	Sept. 29, 2007	66,343
South Carolina	Nov. 5, 2005	65,837
Ole Miss	Nov. 13, 2004	63,474
Mississippi State	Nov. 22, 2003	62,547
Eastern Michigan	Oct. 31, 2009	62,501
Kentucky	Oct. 19, 2002	61,573
Central Florida	Nov. 10, 2001	61,527

Florida International	Oct. 27, 2007	60,750
Louisiana-Lafayette	Nov. 16, 2002	54,843
Texas A&M	Nov. 12, 1988	53,818

**Donald W. Reynolds Razorback Stadium expanded to 72,000 in 2001.*

WAR MEMORIAL STADIUM

OPPONENT	DATE	ATTENDANCE
Alabama	Sept. 19, 1992	55,912
Texas	Oct. 20, 1979	55,838
LSU	Nov. 24, 2006	55,833
LSU	Nov. 27, 1998	55,831
LSU	Nov. 26, 2004	55,829
North Texas	Sept. 20, 2003	55,825
Oklahoma State	Sept. 20, 1980	55,822
South Florida	Sept. 14, 2002	55,817
Oklahoma State	Sept. 22, 1979	55,812
LSU	Nov. 27, 2010	55,808
Kentucky	Oct. 3, 1998	55,782
Vanderbilt	Sept. 16, 1978	55,718
Mississippi State	Nov. 19, 2005	55,712
ULM	Sept. 11, 2010	55,705
Mississippi State	Nov. 21, 2009	55,634
Auburn	Oct. 28, 1995	55,630
South Carolina	Nov. 6, 2003	55,617
Missouri State	Sept. 5, 2009	55,572
LSU	Nov. 29, 2002	55,553
SMU	Sept. 9, 1998	55,544
Mississippi State	Nov. 20, 1999	55,491
Ole Miss	Sept. 15, 1984	55,480
ULM	Oct. 28, 2006	55,420
ULM	Sept. 18, 1999	55,382
Ole Miss	Sept. 17, 1988	55,360
LSU	Nov. 28, 2008	55,325
Colorado State	Sept. 15, 1979	55,318
Miami (Fla.)	Sept. 26, 1987	55,310

ON THE ROAD

OPPONENT	DATE	ATTENDANCE
Tennessee	Nov. 11, 2000	107,262
Tennessee	Nov. 14, 1998	106,365
Tennessee	Oct. 5, 2002	105,688
Tennessee	Nov. 10, 2007	104,459
Tennessee	Nov. 16, 1996	103,158
Texas	Sept. 27, 2008	97,833
Tennessee	Oct. 10, 1992	95,202
Tennessee	Oct. 8, 1994	94,997
LSU	Nov. 28, 2009	93,013
Georgia	Sept. 18, 2010	92,746
Georgia	Oct. 22, 2005	92,746
LSU	Nov. 23, 2007	92,606
LSU	Nov. 28, 2003	92,213
Alabama	Sept. 15, 2007	92,138
LSU	Nov. 25, 2005	92,127
Alabama	Sept. 26, 2009	92,012
Florida	Oct. 17, 2009	90,508
Southern California	Sept. 17, 2005	90,411
Florida	Oct. 2, 2004	90,014
LSU	Nov. 23, 2001	89,560
Auburn	Oct. 16, 2010	87,451
Auburn	Oct. 7, 2006	87,451
Auburn	Oct. 16, 2004	87,451
Georgia	Sept. 29, 2001	86,520
Auburn	Oct. 11, 2008	85,782
Florida	Oct. 4, 1997	85,235
Auburn	Oct. 29, 1994	85,214
Auburn	Nov. 2, 1996	84,763
Auburn	Oct. 12, 2002	84,692
Alabama	Sept. 22, 2001	83,818
Alabama	Sept. 25, 1999	83,818
Auburn	Oct. 28, 2000	83,642
Texas	Sept. 13, 2003	83,271

YEAR	FAYETTEVILLE	LITTLE ROCK	TOTAL
<i>Prior to 1944 unavailable</i>			
1944	(3) 10,820	(1) 11,043	(4) 21,863
1945	(3) 26,908	(1) 13,878	(4) 40,786
1946	(4) 35,175	(1) 16,624	(5) 51,799
1947	(3) 41,976	(1) 13,934	(4) 55,910
1948	(3) 43,440	(4) 96,092	(7) 139,532
1949	(3) 45,213	(3) 65,129	(6) 110,342
1950	(3) 41,970	(3) 67,017	(6) 108,987
1951	(3) 49,563	(3) 54,334	(6) 103,897
1952	(3) 38,563	(3) 64,327	(6) 102,890
1953	(3) 41,155	(3) 62,231	(6) 103,386
1954	(3) 55,189	(2) 70,454	(5) 125,643
1955	(3) 60,597	(3) 92,882	(6) 153,479
1956	(3) 57,806	(3) 96,127	(6) 153,933
1957	(3) 68,482	(3) 92,230	(6) 160,712
1958	(3) 71,412	(3) 98,040	(6) 169,452
1959	(3) 73,327	(3) 109,997	(6) 183,324
1960	(3) 87,200	(3) 120,420	(6) 207,620
1961	(3) 82,500	(3) 114,000	(6) 196,500
1962	(3) 92,800	(3) 114,200	(6) 207,000
1963	(3) 83,230	(4) 163,700	(7) 246,930
1964	(3) 92,150	(3) 118,640	(6) 210,790
1965	(3) 115,350	(4) 178,500	(7) 293,850
1966	(3) 122,900	(3) 135,050	(6) 257,950
1967	(3) 121,953	(4) 187,634	(7) 309,587
1968	(3) 126,958	(3) 148,221	(6) 275,179
1969	(3) 131,355	(4) 170,717	(7) 302,072
1970	(3) 123,000	(4) 194,000	(7) 317,000
1971	(4) 163,977	(4) 217,244	(8) 381,221
1972	(3) 120,015	(4) 209,102	(7) 329,117
1973	(3) 120,439	(4) 179,542	(7) 299,981
1974	(3) 120,500	(4) 200,309	(7) 320,809
1975	(3) 118,460	(4) 201,575	(7) 320,025
1976	(3) 121,657	(4) 194,462	(7) 316,119
1977	(3) 131,611	(4) 214,991	(7) 346,601
1978	(3) 135,284	(3) 164,266	(6) 299,550
1979	(3) 132,345	(4) 221,686	(7) 354,031
1980	(3) 122,047	(4) 214,874	(7) 336,924
1981	(3) 129,991	(3) 163,710	(6) 293,701
1982	(3) 132,486	(4) 217,904	(7) 350,390
1983	(3) 131,102	(4) 193,160	(7) 324,262
1984	(3) 123,908	(4) 219,568	(7) 343,476
1985	(2) 104,856	(4) 218,640	(6) 323,496
1986	(4) 191,880	(3) 165,248	(7) 357,128
1987	(3) 132,734	(3) 137,412	(6) 270,146
1988	(3) 138,066	(4) 205,390	(7) 343,456
1989	(3) 156,366	(3) 150,464	(6) 306,830
1990	(3) 146,650	(4) 199,842	(7) 346,492
1991	(3) 131,420	(4) 191,578	(7) 322,998
1992	(3) 118,001	(3) 150,505	(6) 268,506
1993	(3) 125,946	(3) 155,928	(6) 281,874
1994	(3) 139,757	(3) 149,419	(6) 289,176
1995	(3) 144,116	(3) 162,835	(6) 306,951
1996	(3) 139,549	(4) 172,313	(7) 311,862
1997	(3) 127,020	(3) 153,704	(6) 280,723
1998	(3) 148,440	(3) 167,157	(6) 315,597
1999	(3) 155,844	(3) 165,996	(6) 321,840
2000	(4) 203,238	(3) 152,214	(7) 355,452
2001	(5) 319,207	(2) 105,727	(7) 424,934
2002	(5) 331,832	(3) 154,184	(8) 486,016
2003	(5) 333,677	(2) 111,442	(7) 445,119
2004	(5) 353,446	(1) 55,829	(6) 409,275
2005	(4) 272,149	(2) 109,921	(6) 382,070
2006	(6) 443,368	(2) 111,253	(8) 554,621
2007	(6) 418,239	(2) 110,021	(8) 528,260
2008	(5) 357,113	(2) 110,373	(7) 467,486
2009	(5) 344,577	(2) 111,206	(7) 455,783
2010	(5) 357,783	(2) 111,513	(7) 469,296
TOTAL	9,570,088	9,271,928	18,842,016

(/) - Number of games at stadium

FOOTBALL FACILITIES: Attendance Records

RAZORBACK

FOOTBALL FACILITIES: Frank Broyles Field



FRANK BROYLES FIELD

Named for Arkansas' long-time head football coach and athletic director, Frank Broyles Field, located within Donald W. Reynolds Razorback Stadium, is the on-campus football playing field for the Arkansas Razorbacks.

Dedicated at halftime of the Arkansas-South Carolina game on Nov. 3, 2007, the on-field ceremony began with the legendary coach once again leading former Razorback football lettermen through the "A." The festivities included a surprise visit and narration from college football broadcasting legend and former Broyles' ABC Sports broadcasting partner Keith Jackson. The dedication culminated a memorable weekend that also included a reunion of former football lettermen spanning Coach Broyles' 19-year career as the Razorbacks' head football coach.

The Razorbacks capped the special evening with a 48-36 win over the No. 23 Gamecocks, including a record-breaking, 321-yard rushing performance by Doak Walker Award winner and Heisman Trophy runner-up Darren McFadden.

For more than five decades, Broyles helped shape intercollegiate athletics as a legendary coach, nationally respected administrator and a tireless goodwill ambassador for his university and state.

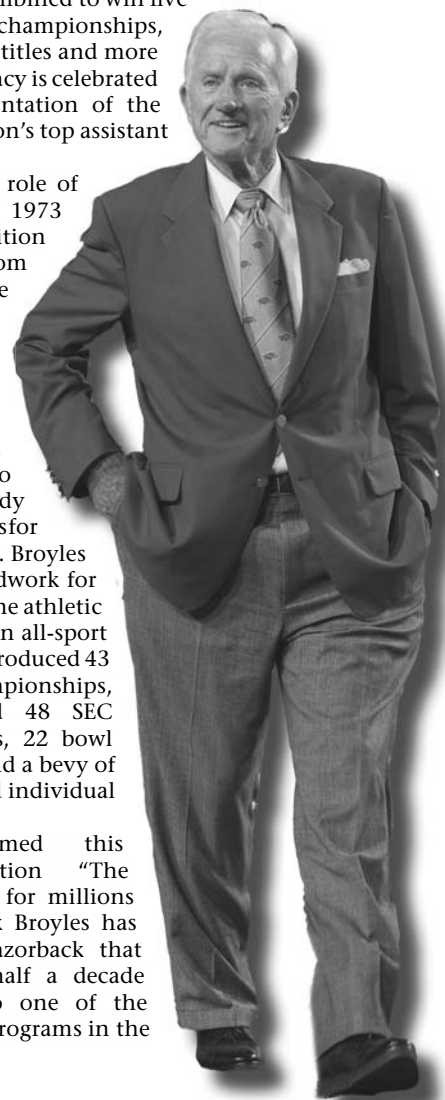
In his 19-year stint as Arkansas' head coach, the Razorbacks posted a record of 144-58-5, captured seven SWC championships,



successful head coaching careers in both college and pro football. His impact on the coaching profession is best measured in the development of more than 40 head coaches. Former Broyles' assistant coaches have combined to win five Super Bowls, five national championships, more than 40 conference titles and more than 2,000 games. His legacy is celebrated annually with the presentation of the Broyles Award to the nation's top assistant football coach.

Broyles assumed the role of athletic director in July 1973 and remained in that position long after retiring from coaching in 1976. While universally recognized for his coaching prowess, it was his keen administrative and business skills that allowed Broyles to charter a steady course of success for the Razorbacks. Broyles laid the groundwork for transforming the athletic program into an all-sport program that produced 43 national championships, 57 SWC and 48 SEC championships, 22 bowl appearances and a bevy of other team and individual accomplishments.

Broyles has termed this remarkable transformation "The Razorback Miracle." But for millions of Razorback fans, Frank Broyles has been the miraculous Razorback that has spent more than half a decade nurturing Arkansas into one of the most successful athletic programs in the nation.



FOOTBALL



DONALD W. REYNOLDS RAZORBACK STADIUM

Donald W. Reynolds Razorback Stadium (DWRRS), following a major expansion and renovation project completed prior to the 2001 season, gives the University of Arkansas one of the finest football facilities in the nation.

The \$110 million project, which included a \$20 million gift from the Donald W. Reynolds Foundation, saw the capacity of the stadium increased from 51,000 to 72,000.

The concrete and steel below the stands were completely enclosed with a brick and glass facade. The look rivals that of many of the newer Major League Baseball stadiums. In addition to covering the steel and concrete, the concourses are wider and concession areas and restrooms were replaced.

The east concourse is "Championship Alley" with displays of conference championships, the 1964 national title and every football letterman. The south end zone concourse is "All-American Alley" and is dedicated to Razorback All-Americans. The west concourse is "Bowl Alley" with tributes to each bowl team.

Other than the facade covering, the other most noticeable addition is the enclosure of the south end zone, which features chairback seating and the addition of approximately 7,300 total seats with space for an additional upper deck that would push the capacity to 80,000. The enclosure also includes a food court with space for five vendors.

Other major additions include an expanded press box, which includes Orville Henry Press Row, and the addition of luxury suites.

Sixty-eight suites/skyboxes were added, bringing the total to 132. The stadium's capacity includes 8,950 club seats, inside and out.

Other additions include the 15,000 square foot Bob and Marilyn Bogle Academic Center and the 3,800 square foot Wilson Matthews "A" Club, both on the east side where an upper deck, which seats 6,500, was added along with enclosed premium club seating.

During the 2000 season, a 30x107-foot SMARTVISION LED video screen, one of the largest video boards at any sports venue in the world, made its debut in the north end zone.

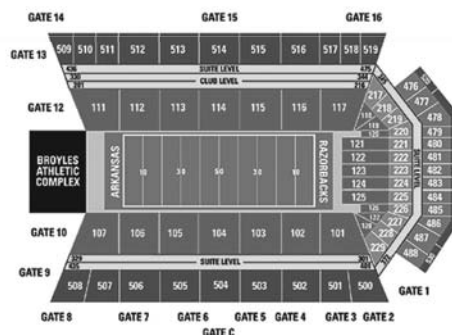
The stadium's debut came on Sept. 24, 1938 as Arkansas defeated Oklahoma A&M, 27-7. It was dedicated on Oct. 8 that year when the Razorbacks hosted Baylor.

Constructed as a Works Progress Administration project with an original capacity of 13,500, the facility was first enlarged upon the arrival of John Barnhill as athletic director in 1947 when an additional 2,500 seats were added to the north end of the east and west grandstands.

In 1950, a new press box was constructed and 5,200 more seats were built on the west side. A 5,200-seat addition to the east side was completed in 1957. Expansion projects in 1965 and 1969 increased capacity to 42,678 — a figure that held steady until a year of construction on additional seats and skyboxes brought the facility to 50,000 seats prior to the 1985 season.

Other improvements during the facility's 68-year history include the addition of AstroTurf in 1969 and the construction of the Broyles Athletic Center, which houses athletic administration and coaches' offices, at the north end of the stadium in 1975. The Broyles Athletic Center underwent renovations, completed in 1994, while the playing surface was returned to natural grass in 1995 prior to the most recent change to synthetic turf prior to the 2009 season.

Arkansas' all-time record at DWRRS is 158-79-2 (.661). Prior to 1938, the Razorbacks played in a 300-seat stadium built in 1901 on land atop "The Hill," now occupied by Mullins Library and the Fine Arts Center.



DWRRS FACTS

CAPACITY: 72,000

FIRST GAME: Sept. 24, 1938
Arkansas 27, Oklahoma A&M 7

DEDICATED:
Oct. 8, 1938 (Baylor 9, Arkansas 6)

DWRRS RECORD: 158-79-2 (.661)

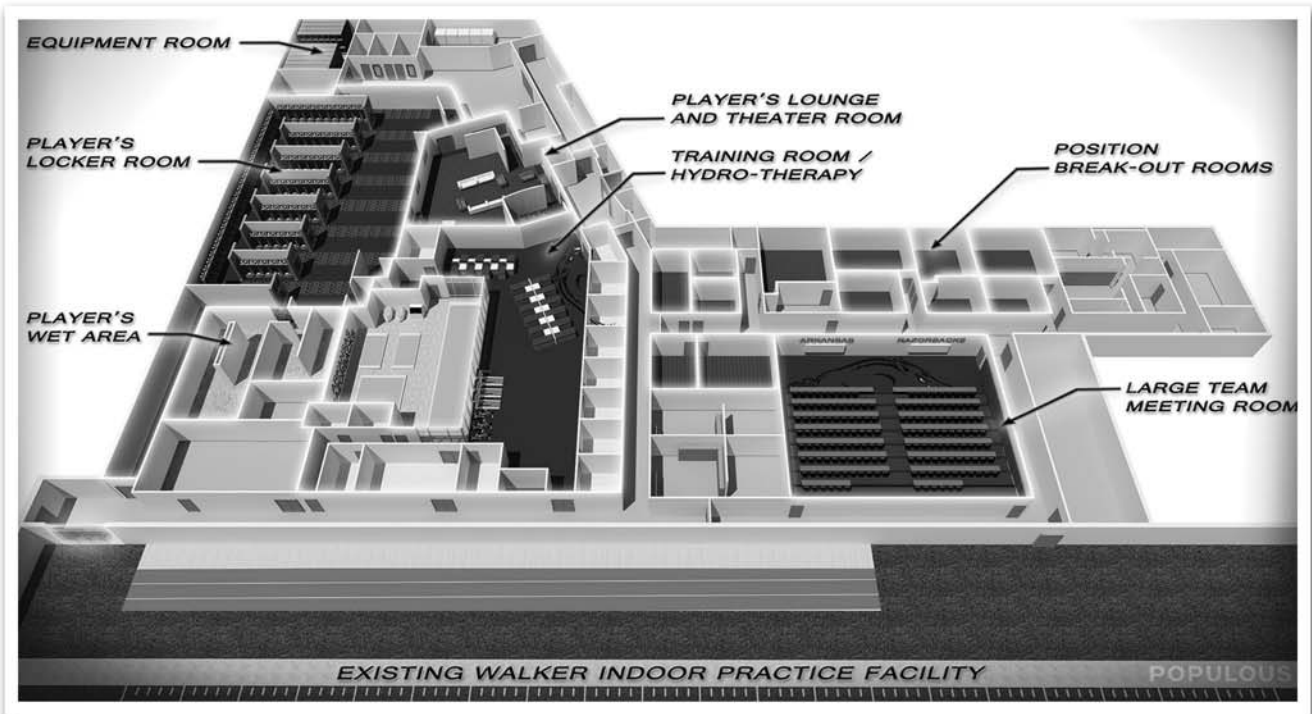
FAYETTEVILLE REC.: 278-112-10 (.695)

ALL-TIME TOP 10 SINGLE-GAME ATTENDANCE FIGURES

[Each of the 10 in the last eight seasons]

OPPONENT	DATE	ATTENDANCE
Alabama	Sept. 25, 2010	76,808
Tennessee	Nov. 11, 2006	76,728
Southern Cal	Sept. 2, 2006	76,564
Texas	Sept. 11, 2004	75,671
Alabama	Sept. 23, 2006	74,687
Georgia	Sept. 19, 2009	74,210
Ole Miss	Oct. 25, 2008	74,168
Auburn	Oct. 11, 2003	74,026
Kentucky	Sept. 22, 2007	74,015
Florida	Oct. 18, 2003	73,934

FOOTBALL FACILITIES: Donald W. Reynolds Razorback Stadium



IN OCTOBER OF 2010, THE UNIVERSITY OF ARKANSAS ANNOUNCED PLANS FOR A NEW FOOTBALL CENTER THAT WILL ENHANCE THE EXPERIENCE FOR RAZORBACK STUDENT-ATHLETES.

R A Z O R B A C K

NEW ARKANSAS

THIS PROJECT WILL INCLUDE CONSTRUCTION OF:

- *A NEW LOCKER ROOM*
- *TEAM MEETING ROOMS*
- *ATHLETIC TRAINING ROOM*
- *EQUIPMENT ROOM*
- *STUDENT-ATHLETE LOUNGE*
- *STUDENT-ATHLETE STUDY AREA*
- *OFFICES FOR COACHES*
- *RECRUITING RECEPTION AREA*
- *FOOTBALL MUSEUM CELEBRATING THE TRADITION OF RAZORBACK FOOTBALL*



80,000 SQUARE FEET

F O O T B A L L

FOOTBALL CENTER



PLAYER LOUNGE



LOCKER ROOM

TRAINING ROOM

ARKANSAS
RAZORBACKS

"A new football facility will be tremendous for our student-athletes. The ability to centralize our football operations will be utilized by our coaching staff as part of our comprehensive teaching and player development program. An expansive athletic training room will help better facilitate the needs of our student-athletes. Our plans to construct a new football facility clearly demonstrate the strong commitment from Chancellor Gearhart and Jeff Long in providing our student-athletes and coaches with the facilities it takes to build a championship program."

- ARKANSAS FOOTBALL HEAD COACH BOBBY PETRINO



RONNIE WINGO JR.

DENNIS JOHNSON

TENARIUS WRIGHT

ISAAC MADISON

JERICO NELSON

ALVIN BAILEY

TRAVIS SWANSON

2 0 1 1 S C H E D U L E

SEPTEMBER



03
FAYETTEVILLE
MISSOURI STATE



10
LITTLE ROCK
NEW MEXICO



17
FAYETTEVILLE
TROY



24
TUSCALOOSA, ALA.
ALABAMA*

OCTOBER



01
ARLINGTON, TEXAS
TEXAS A&M^



08
FAYETTEVILLE
AUBURN*



22
OXFORD, MISS.
OLE MISS*



29
NASHVILLE, TENN.
VANDERBILT*

NOVEMBER



05
FAYETTEVILLE (HC)
SOUTH CAROLINA*



12
FAYETTEVILLE
TENNESSEE*



19
LITTLE ROCK
MISSISSIPPI STATE*



25
BATON ROUGE, LA.
LSU*

* SOUTHEASTERN CONFERENCE GAME | ^ SOUTHWEST CLASSIC AT COWBOYS STADIUM | (HC) HOMECOMING | HOME GAMES IN CARDINAL