

表 7 : 香港中學會考歷年報考情況及成績統計

Table 7 : HKCEE Statistics of entries and results over the years

香港考评局於一九七八年開始舉辦香港中學會考(會考)。早年的統計一般以學校考生及全體考生(包括學校考生及自修生) 列出。由一九九六年開始，所有學校考生成績的統計只包括提供正規中學會考課程的日校，並同時提供首次報考日校考生的分析。

The Hong Kong Examinations and Assessment Authority started to conduct the Hong Kong Certificate of Education Examination (HKCEE) in 1978. In the earlier years, the examination statistics were generally published in terms of school candidates and all candidates (including both school and private candidates). With effect from 1996, all analyses of results of school candidates include only candidates from day schools offering a normal HKCEE curriculum (day school candidates). Statistics of day school first attempters are also provided.

表 7a 列出1978-2010年會考學校數目及報考人數(包括學校考生、自修生及全體考生)。

Table 7a shows the number of participating schools and candidate entries (school candidates, private candidates and all candidates) in the HKCEE from 1978 to 2010.

表 7b 列出1999-2010年會考日校數目及日校報考人數。

Table 7b shows the number of day schools and the candidate entries from these schools in the HKCEE from 1999 to 2010.

表 7c 以直條圖列出1999-2010年會考考生報考人數統計(包括男、女生的分析)。統計分首次報考日校考生及日校考生列出。

Table 7c shows a bar chart distribution of candidate entries in the HKCEE from 1999 to 2010 (male and female statistics are also provided). Separate charts are shown for day school first attempters and day school candidates.

表 7d-7f 分別列出首次報考日校考生、日校考生及全體考生在1999-2010年香港中學會考各科的成績表現。統計包括各科每年的考生出席人數及考獲各等級的百分率。

Tables 7d-7f show respectively the performance of day school first attempters, day school candidates and all candidates in the HKCEE from 1999 to 2010. The statistics include the number of candidates who sat each subject and the percentages awarded.

表 7a : 1978 - 2010 香港中學會考學校數目及報考人數

Table 7a : 1978 - 2010 HKCEE Number of participating schools and candidate entries

年份 Year	學校數目(日校及夜校) No. of schools (day and evening)	學校考生(日校及夜校) School candidates (day and evening schools)	自修生 Private candidates	全體考生 All candidates
1978	510	82 613	20 434	103 047
1979	533	94 029	23 834	117 863
1980	547	94 232	25 989	120 221
1981	522	101 142	34 559	135 701
1982	541	111 219	39 735	150 954
1983	596	123 545	48 776	172 321
1984	611	123 160	47 665	170 825
1985	627	117 854	50 481	168 335
1986	612	96 982	59 537	156 519
1987	619	96 192	56 993	153 185
1988	619	93 868	52 377	146 245
1989	590	91 562	48 416	139 978
1990	591	89 995	46 468	136 463
1991	599	92 772	43 165	135 937
1992	595	90 811	37 646	128 457
1993	595	85 196	33 320	118 516
1994	585	83 913	36 642	120 555
1995	579	85 074	38 871	123 945
1996	579	86 257	35 553	121 810
1997	583	88 557	42 481	131 038
1998	598	92 013	42 617	134 630
1999	618	97 193	43 396	140 589
2000	632	99 036	41 267	140 303
2001	636	92 578	38 034	130 612
2002	625	90 297	37 319	127 616
2003	611	86 738	36 570	123 308
2004	620	84 549	33 664	118 213
2005	620	85 784	33 687	119 471
2006	602	84 087	37 991	122 078
2007	580	80 690	24 576	105 266
2008	554	84 565	25 009	109 574
2009	557	88 234	30 773	119 007
2010	561	89 992	37 170	127 162

報考人數曲線圖 Candidate Entries Graph

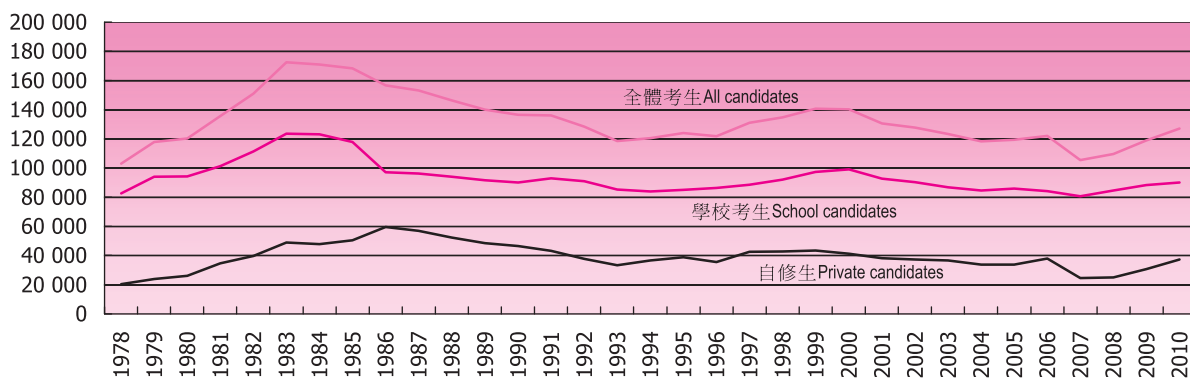


表 7b : 1999 - 2010 香港中學會考日校數目及報考人數

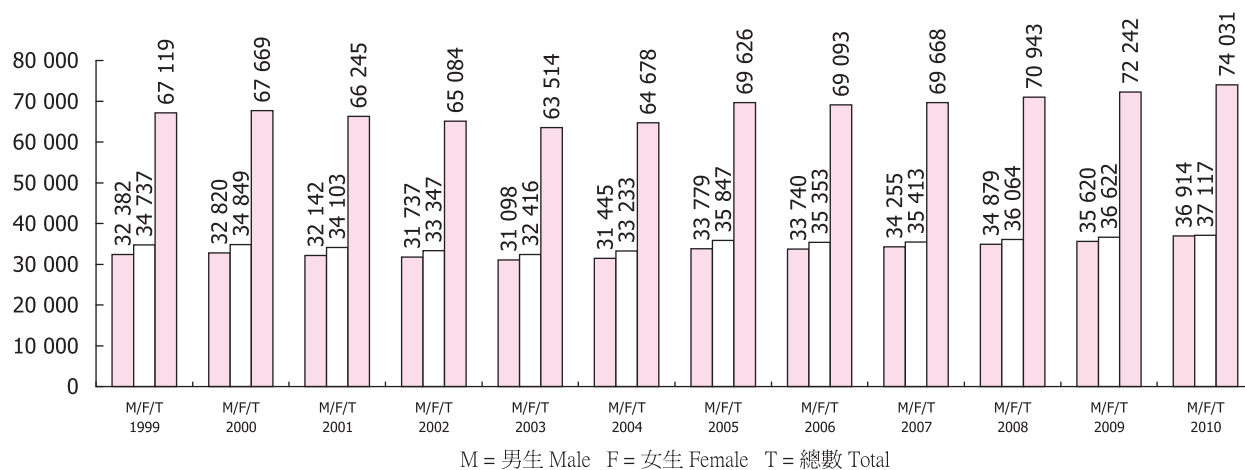
Table 7b : 1999 - 2010 HKCEE Number of day schools and candidate entries

年份 Year	日校數目 No. of day schools	日校考生 Day school candidates	首次報考日校考生 Day school first attempters	
			報考人數 No. of entries	佔日校考生人數百分率 As a percentage of day school candidates
1999	436	79 016	67 119	84.9%
2000	444	80 100	67 669	84.5%
2001	445	76 663	66 245	86.4%
2002	443	75 309	65 084	86.4%
2003	447	74 268	63 514	85.5%
2004	454	74 766	64 678	86.5%
2005	464	77 698	69 626	89.6%
2006	464	76 742	69 093	90.0%
2007	466	75 086	69 668	92.8%
2008	473	79 084	70 943	89.7%
2009	477	82 286	72 242	87.8%
2010	484	83 350	74 031	88.8%

表 7c : 1999 - 2010 香港中學會考男女考生報考人數統計

Table 7c: 1999 - 2010 HKCEE Number of male and female candidate entries

首次報考日校考生 Day School First Attempters



日校考生 Day School Candidates

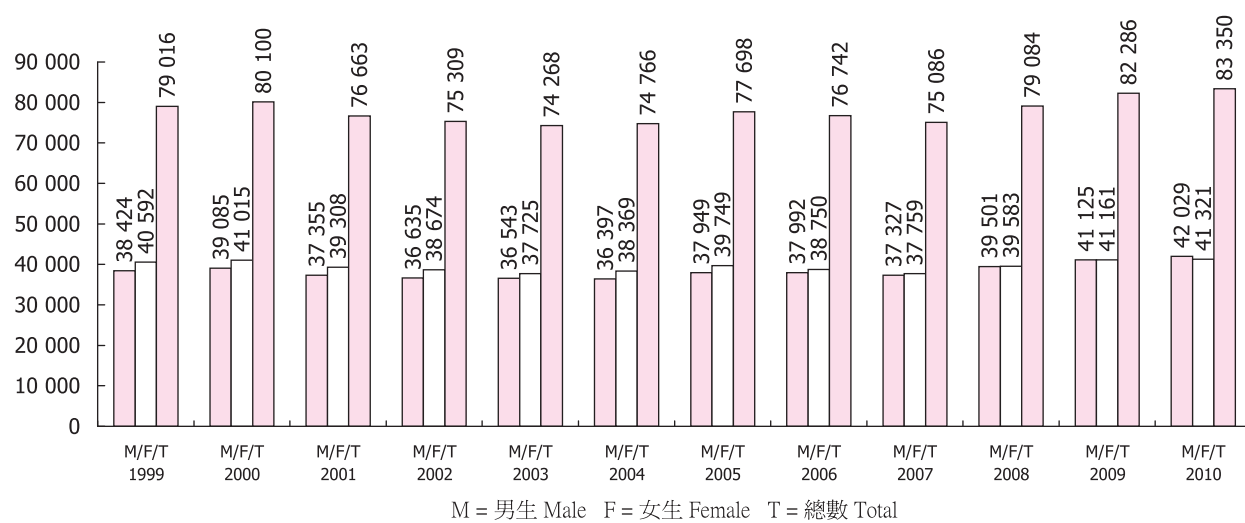


表 7d : 1999 - 2010 香港中學會考科目成績概覽
 Table 7d : 1999 - 2010 HKCEE Statistics of candidates' results in individual subjects

首次報考日校考生
 Day School First Attempters

科目 Subject		考試年份 Examination Year			
		2007	2008	2009	2010
中國語文 Chinese Language	出席人數 No. sat	69 128	70 308	71 571	73 352
	5*%	3.1	3.0	2.8	2.4
	5+%	8.6	8.0	7.9	6.6
	4+%	20.8	20.1	19.1	21.0
	3+%	46.3	45.7	44.5	41.8
	2+%	71.7	73.9	73.3	73.8
	1+%	93.3	93.6	92.7	94.1
英國語文 English Language	出席人數 No. sat	68 849	69 968	71 213	72 686
	5*%	1.7	1.7	1.6	1.7
	5+%	8.1	8.0	7.9	8.2
	4+%	19.1	19.4	21.1	21.5
	3+%	43.2	43.2	44.6	44.3
	2+%	67.5	67.2	68.0	67.3
	1+%	86.7	86.7	87.1	87.1
中國語文及英國語文 Chinese Language & English Language	出席人數 No. sat	137 977	140 276	142 784	146 038
	5*%	2.4	2.3	2.2	2.1
	5+%	8.4	8.0	7.9	7.4
	4+%	20.0	19.8	20.1	21.2
	3+%	44.7	44.5	44.5	43.0
	2+%	69.6	70.6	70.6	70.6
	1+%	90.0	90.2	89.9	90.6

科目 Subject		考試年份 Examination Year											
		1999	2000	2001	2002	2003	2004	2005	2006	2007	2008	2009	2010
膳宿服務 Accommodation and Catering Services	出席人數 No. sat	88	106	85	79	99	156	231	211	231	198	196	205
	A%	0	0.9	1.2	1.3	2.0	2.6	2.2	1.9	1.7	1.5	1.5	1.5
	C+%	9.1	9.4	8.2	8.9	9.1	10.9	10.8	10.4	10.4	9.6	10.7	9.8
	E+%	63.6	63.2	62.4	62.0	63.6	64.1	64.1	63.0	62.8	62.6	68.4	66.8
附加數學 Additional Mathematics	出席人數 No. sat	18 374	18 531	18 145	17 689	17 088	17 568	18 394	18 367	18 184	18 053	18 090	18 091
	A%	6.9	6.8	6.9	6.5	7.2	6.6	7.1	6.4	6.2	6.3	5.9	6.8
	C+%	38.1	39.6	38.8	39.9	40.4	39.0	39.8	39.3	38.7	39.2	39.7	41.5
	E+%	81.7	83.6	84.9	83.2	84.5	83.8	84.6	84.3	85.3	85.5	87.0	87.4

表 7d : 1999 - 2010 香港中學會考科目成績概覽
 Table 7d : 1999 - 2010 HKCEE Statistics of candidates' results in individual subjects

首次報考日校考生
 Day School First Attempters

科目 Subject		考試年份 Examination Year											
		1999	2000	2001	2002	2003	2004	2005	2006	2007	2008	2009	2010
生物 Biology	出席人數 No. sat	27 150	27 507	27 637	26 932	26 495	26 788	28 781	28 775	29 395	29 480	30 200	30 694
	A%	5.2	5.0	5.4	5.1	5.3	5.4	5.3	4.5	4.9	4.5	4.7	4.3
	C+%	31.5	30.6	31.3	31.9	32.4	32.8	32.1	31.4	32.8	32.8	33.7	34.0
	E+%	77.1	77.2	78.1	82.2	79.8	82.3	81.9	80.1	82.6	82.4	82.4	82.4
佛學 Buddhist Studies	出席人數 No. sat	1 917	2 065	1 689	1 611	1 294	1 245	1 473	1 485	1 447	1 476	1 364	1 466
	A%	0.6	1.2	1.2	1.4	1.5	1.8	1.8	1.8	0.9	2.7	1.1	1.4
	C+%	5.0	8.4	8.5	11.0	15.0	15.7	16.4	17.8	14.3	24.1	21.0	20.6
	E+%	38.7	50.4	46.5	49.2	55.0	58.0	59.3	59.2	59.8	73.4	76.1	75.8
化學 Chemistry	出席人數 No. sat	27 285	27 536	27 598	26 928	26 354	26 750	28 483	28 529	28 756	28 747	29 345	29 463
	A%	5.2	5.2	5.1	5.4	4.9	4.8	4.6	4.8	4.7	4.3	4.7	4.6
	C+%	30.8	30.5	30.7	31.4	30.4	30.6	31.0	30.9	31.4	32.9	32.9	32.9
	E+%	71.2	75.5	75.0	77.1	75.8	74.4	76.8	77.5	79.4	81.2	81.1	81.1
中國歷史 Chinese History	出席人數 No. sat	25 811	25 758	24 605	23 800	22 493	22 668	23 727	23 390	23 050	22 477	22 631	23 187
	A%	1.3	1.4	1.3	1.5	1.6	1.6	1.6	1.7	1.6	1.6	1.4	1.5
	C+%	12.9	14.1	13.7	14.6	14.7	15.9	16.3	18.0	18.2	18.7	17.8	18.8
	E+%	60.0	60.9	61.9	64.3	63.1	62.6	65.4	68.1	70.0	70.7	67.4	69.6
中國語文 Chinese Language	出席人數 No. sat	66 408	66 715	65 364	64 232	62 778	63 772	68 552	68 033	-	-	-	-
	A%	2.9	2.9	2.9	3.0	3.4	3.3	3.2	3.4	-	-	-	-
	C+%	18.6	18.6	18.7	18.5	18.5	18.6	18.0	18.3	-	-	-	-
	E+%	63.0	64.1	64.5	65.6	66.1	66.5	68.5	71.0	-	-	-	-
中國文學 Chinese Literature	出席人數 No. sat	12 349	12 067	11 473	10 645	10 019	9 836	9 918	9 287	9 036	8 816	8 438	8 475
	A%	1.7	1.8	1.6	1.7	2.1	2.2	2.3	2.3	2.3	2.3	2.3	2.2
	C+%	15.8	15.7	15.2	16.1	18.2	19.4	19.6	22.3	21.6	21.6	21.8	22.0
	E+%	62.3	63.7	62.6	65.5	65.6	68.2	68.5	74.6	73.6	74.9	75.0	73.6
商業 Commerce	出席人數 No. sat	8 571	8 117	8 218	8 196	7 994	8 507	9 726	9 609	10 257	11 207	11 471	11 722
	A%	0.5	0.8	0.7	0.7	0.7	0.6	0.4	0.6	1.1	0.7	1.0	1.1
	C+%	7.5	11.6	8.9	8.5	10.5	10.2	9.7	9.7	10.8	11.6	13.7	12.6
	E+%	48.1	55.7	52.3	52.9	59.7	57.1	67.0	51.1	51.9	53.9	59.2	63.1
電腦與資訊科技 Computer and Information Technology	出席人數 No. sat	-	-	-	-	-	-	17 113	16 319	16 254	15 993	15 768	15 734
	A%	-	-	-	-	-	-	3.2	3.4	2.9	2.8	2.9	3.1
	C+%	-	-	-	-	-	-	22.8	22.6	22.1	22.1	23.2	23.5
	E+%	-	-	-	-	-	-	70.8	68.0	67.5	67.9	69.8	69.7

表 7d : 1999 - 2010 香港中學會考科目成績概覽
 Table 7d : 1999 - 2010 HKCEE Statistics of candidates' results in individual subjects

首次報考日校考生
 Day School First Attempters

科目 Subject		考試年份 Examination Year											
		1999	2000	2001	2002	2003	2004	2005	2006	2007	2008	2009	2010
設計與科技 Design and Technology	出席人數 No. sat	596	639	597	345	229	255	264	247	217	181	193	154
	A%	0.7	0.5	0.5	0.6	1.3	2.0	1.5	1.6	1.4	0.6	1.6	0.6
	C+%	8.4	7.7	7.2	9.6	10.5	13.3	13.3	13.8	11.5	9.9	8.8	11.0
	E+%	45.3	46.3	48.1	58.3	60.3	61.2	61.4	55.9	61.3	61.3	61.7	57.8
設計與科技(另選課程) Design and Technology (Alternative Syllabus)	出席人數 No. sat	—	—	—	192	266	257	239	279	232	265	277	253
	A%	—	—	—	0.5	0.4	0.8	0.8	0.4	0.4	0.4	0	0
	C+%	—	—	—	5.7	5.3	5.4	6.7	2.9	2.2	1.9	1.8	2.0
	E+%	—	—	—	39.1	41.7	43.2	45.2	44.1	40.5	39.6	39.0	40.7
經濟與公共事務 Economic and Public Affairs	出席人數 No. sat	439	584	370	396	438	467	574	465	495	460	491	459
	A%	3.0	2.9	2.7	1.8	1.8	1.7	1.4	1.3	1.0	1.1	1.0	0.7
	C+%	23.0	21.1	19.7	18.2	19.2	18.8	17.4	17.2	16.8	16.1	16.5	16.3
	E+%	69.7	72.1	69.2	66.7	67.1	67.5	68.1	68.4	68.5	67.6	70.5	69.9
經濟 Economics	出席人數 No. sat	32 759	32 417	31 557	31 287	30 391	30 133	32 773	32 654	32 812	33 989	34 880	35 923
	A%	2.7	2.9	3.1	3.1	3.2	3.1	2.9	3.0	3.1	3.4	3.1	3.6
	C+%	18.4	20.1	20.4	21.1	21.0	22.4	21.7	22.3	23.8	23.8	24.1	24.9
	E+%	64.6	66.2	67.6	71.5	69.9	75.3	72.2	72.6	73.9	75.4	74.4	77.0
電子與電學 Electronics and Electricity	出席人數 No. sat	1 480	1 555	1 535	1 326	1 209	1 073	861	604	589	433	365	354
	A%	0.2	0.1	0.1	0	0.2	0.1	0	0.2	0.2	0.2	0.3	0
	C+%	5.7	5.7	6.1	4.4	4.6	3.8	3.7	3.3	4.4	4.4	5.5	5.6
	E+%	49.9	48.6	51.9	50.7	47.4	47.3	44.5	40.1	41.9	42.0	42.2	45.8
英國語文(課程甲) English Language (Syllabus A)	出席人數 No. sat	9 616	11 776	13 279	14 255	16 528	20 236	25 901	29 322	—	—	—	—
	A%	0.6	0.6	0.5	0.5	1.1	0.9	1.1	0.7	—	—	—	—
	C+%	10.3	9.7	9.0	9.6	10.9	10.8	13.4	17.9	—	—	—	—
	E+%	43.1	41.2	41.8	41.6	44.3	44.6	49.1	55.9	—	—	—	—
英國語文(課程乙) English Language (Syllabus B)	出席人數 No. sat	56 864	55 311	52 432	50 342	46 609	43 686	43 121	39 176	—	—	—	—
	A%	2.5	2.7	2.8	2.5	2.7	2.6	2.8	3.2	—	—	—	—
	C+%	10.2	10.9	11.3	11.3	11.8	12.9	13.6	15.1	—	—	—	—
	E+%	60.4	63.3	66.0	66.4	64.5	69.6	75.2	78.6	—	—	—	—
時裝及成衣 Fashion and Clothing	出席人數 No. sat	145	185	178	166	129	140	106	75	74	48	26	7
	A%	0.7	0.5	0.6	0.6	0.8	0.7	0.9	1.3	1.4	0	0	0
	C+%	12.4	10.8	10.7	10.8	10.9	11.4	10.4	9.3	6.8	8.3	7.7	14.3
	E+%	70.3	68.6	68.0	69.9	71.3	72.9	73.6	73.3	73.0	66.7	65.4	100

表 7d : 1999 - 2010 香港中學會考科目成績概覽
 Table 7d : 1999 - 2010 HKCEE Statistics of candidates' results in individual subjects

首次報考日校考生
 Day School First Attempters

科目 Subject		考試年份 Examination Year											
		1999	2000	2001	2002	2003	2004	2005	2006	2007	2008	2009	2010
法文 French	出席人數 No. sat	106	129	146	149	149	172	180	172	189	213	220	234
	A%	34.0	33.3	22.6	23.5	16.1	29.1	15.6	25.0	30.7	25.4	30.5	41.0
	C+%	65.1	58.1	43.8	43.6	45.0	47.7	41.1	54.1	63.5	55.9	58.6	66.2
	E+%	82.1	72.1	58.9	69.8	71.8	66.3	76.1	78.5	86.2	84.5	89.1	81.2
地理 Geography	出席人數 No. sat	25 044	25 276	24 801	24 449	24 151	24 391	26 652	27 055	27 197	27 730	27 895	28 470
	A%	2.0	1.9	1.9	1.9	2.4	2.3	2.3	2.0	1.9	1.6	2.0	1.9
	C+%	18.2	17.9	19.0	18.7	22.9	22.0	24.1	20.4	20.4	20.5	21.8	20.7
	E+%	67.7	68.6	71.3	74.1	79.2	78.8	79.3	77.2	74.0	73.2	75.5	74.4
政府與公共事務 Government and Public Affairs	出席人數 No. sat	773	830	752	730	686	724	594	645	557	374	314	340
	A%	2.1	2.4	2.3	1.9	1.6	1.5	1.7	1.6	1.6	1.9	2.2	2.4
	C+%	16.6	17.6	15.2	16.6	15.0	15.5	16.2	14.6	14.7	15.2	16.9	18.5
	E+%	60.0	62.8	58.4	62.5	60.3	62.3	63.1	57.1	57.3	58.6	61.5	62.9
圖象傳意 Graphical Communication	出席人數 No. sat	-	-	-	956	1 054	1 137	1 397	1 161	1 041	934	858	830
	A%	-	-	-	0.3	0.3	0.1	0.5	0.2	0.4	0.3	0.3	0.4
	C+%	-	-	-	6.4	3.4	4.8	5.2	4.7	4.5	4.1	3.4	4.0
	E+%	-	-	-	43.3	39.2	39.7	39.9	40.9	40.0	41.1	41.6	40.4
歷史 History	出席人數 No. sat	16 685	16 929	16 101	16 133	16 110	15 911	17 224	16 543	16 419	16 742	16 688	17 366
	A%	2.0	2.0	2.1	2.3	2.2	2.9	2.7	2.4	2.0	2.1	2.2	2.0
	C+%	18.1	19.5	18.9	20.2	21.5	25.6	24.1	25.3	24.2	23.8	24.8	20.6
	E+%	69.9	72.7	71.2	74.2	78.0	78.0	77.8	78.0	77.0	76.5	76.5	75.4
家政(服裝與設計) Home Economics (Dress and Design)	出席人數 No. sat	145	140	141	142	115	166	118	111	91	72	44	49
	A%	0.7	0.7	0.7	1.4	0	1.2	0.8	0	1.1	1.4	0	2.0
	C+%	6.9	5.7	6.4	7.7	16.5	17.5	16.9	17.1	12.1	16.7	20.5	18.4
	E+%	57.9	59.3	61.7	60.6	64.3	56.0	58.5	64.9	59.3	63.9	68.2	77.6
家政(膳食、家居與家庭) Home Economics (Food, Home and Family)	出席人數 No. sat	324	340	390	304	338	299	338	368	389	323	298	297
	A%	0.3	1.2	1.3	1.3	0.9	0.7	0.6	1.1	0.3	0.6	0.7	0.7
	C+%	13.3	13.5	14.9	15.1	16.9	16.7	14.5	18.2	18.0	14.9	15.1	17.2
	E+%	67.6	66.5	68.2	65.5	71.3	73.6	71.6	67.4	68.6	69.3	68.8	68.7
綜合人文 Integrated Humanities	出席人數 No. sat	-	-	-	-	-	-	213	661	1 498	2 375	3 037	3 196
	A%	-	-	-	-	-	-	7.0	2.9	3.1	2.6	2.4	1.4
	C+%	-	-	-	-	-	-	34.7	16.6	17.6	23.1	18.9	17.1
	E+%	-	-	-	-	-	-	80.3	59.0	60.1	66.5	63.5	64.6

表 7d : 1999 - 2010 香港中學會考科目成績概覽
 Table 7d : 1999 - 2010 HKCEE Statistics of candidates' results in individual subjects

首次報考日校考生
 Day School First Attempters

科目 Subject		考試年份 Examination Year											
		1999	2000	2001	2002	2003	2004	2005	2006	2007	2008	2009	2010
英語文學 Literature in English	出席人數 No. sat	755	782	721	720	820	796	774	790	789	785	817	763
	A%	6.4	7.2	6.9	6.4	6.5	7.4	6.5	5.3	6.1	6.2	8.3	7.3
	C+%	40.5	41.4	44.0	43.2	40.1	45.2	45.0	41.5	46.1	44.6	47.2	41.8
	E+%	93.8	94.0	94.3	93.6	92.0	94.6	92.6	91.9	93.3	92.6	91.1	91.7
數學 Mathematics	出席人數 No. sat	66 210	66 476	65 090	64 021	62 425	63 137	68 226	67 814	68 406	69 396	71 129	72 692
	A%	3.8	4.0	4.1	4.0	4.0	4.0	3.6	3.5	3.8	3.8	4.1	4.2
	C+%	26.9	27.7	27.9	28.6	28.7	30.4	29.5	29.3	30.1	30.5	30.3	30.4
	E+%	71.2	72.7	73.6	74.3	74.6	74.4	74.3	72.9	74.2	74.5	74.1	75.2
音樂 Music	出席人數 No. sat	184	218	205	210	178	191	263	282	275	258	286	257
	A%	5.4	5.5	5.9	6.7	6.7	7.9	13.3	9.6	11.3	11.6	12.2	12.1
	C+%	34.2	34.4	35.1	34.8	44.9	37.2	45.6	35.1	40.7	39.5	41.3	42.0
	E+%	74.5	76.6	78.5	79.5	88.2	78.5	85.6	75.2	78.2	79.8	81.1	82.5
體育 Physical Education	出席人數 No. sat	473	517	393	407	438	459	470	547	521	596	649	669
	A%	1.3	1.2	0.5	1.0	0.5	0.9	0.9	2.0	1.5	1.0	0.9	0.7
	C+%	10.6	11.6	9.7	11.5	11.6	13.9	13.0	16.3	12.7	12.6	12.5	12.6
	E+%	55.2	55.5	56.5	58.2	61.6	66.0	58.7	63.3	64.3	63.3	61.9	62.0
物理 Physics	出席人數 No. sat	27 749	27 931	27 765	26 960	26 712	27 124	29 046	29 131	29 595	29 491	29 935	30 319
	A%	5.3	5.1	5.1	5.2	4.8	4.9	4.7	4.2	4.6	4.6	4.7	4.8
	C+%	30.2	30.1	30.4	30.8	28.9	28.5	29.2	28.6	29.8	30.4	31.3	32.7
	E+%	70.6	72.5	73.0	75.0	70.9	70.1	71.0	74.1	75.4	77.6	78.0	79.2
會計學原理 Principles of Accounts	出席人數 No. sat	15 948	15 684	14 939	15 055	14 387	14 525	16 135	16 245	16 745	17 740	18 467	18 541
	A%	2.0	2.0	2.5	2.2	2.4	2.6	2.9	2.8	2.5	3.0	2.9	3.3
	C+%	13.6	14.9	16.4	17.1	16.6	19.0	20.6	19.4	20.5	22.0	23.6	23.1
	E+%	54.7	56.0	61.4	63.3	65.2	65.5	66.5	69.0	70.3	71.8	73.7	74.0
普通話 Putonghua	出席人數 No. sat	–	921	1 269	1 664	2 407	2 576	3 385	3 512	3 615	3 591	3 632	3 364
	A%	–	3.4	3.7	4.2	3.9	4.9	4.3	4.1	4.0	3.6	4.2	5.0
	C+%	–	28.8	33.6	35.3	34.2	35.5	30.2	32.2	32.8	32.7	34.7	37.0
	E+%	–	71.7	76.8	75.8	76.5	76.5	73.5	72.1	73.2	73.0	74.9	76.2
宗教 Religious Studies	出席人數 No. sat	10 947	10 841	10 128	9 565	9 157	8 929	9 056	8 530	8 130	8 016	7 892	7 638
	A%	2.3	2.2	2.5	2.5	2.9	3.3	2.9	3.2	3.7	3.3	4.5	4.9
	C+%	20.2	21.8	22.9	24.1	23.7	24.0	22.9	23.9	25.4	24.8	26.1	27.3
	E+%	67.7	70.1	70.0	70.9	70.1	70.5	67.9	69.4	70.9	72.0	73.2	73.0

表 7d : 1999 - 2010 香港中學會考科目成績概覽
 Table 7d : 1999 - 2010 HKCEE Statistics of candidates' results in individual subjects

首次報考日校考生
 Day School First Attempters

科目 Subject		考試年份 Examination Year											
		1999	2000	2001	2002	2003	2004	2005	2006	2007	2008	2009	2010
科學與科技 Science and Technology	出席人數 No. sat	-	-	-	-	-	-	163	324	642	761	697	521
	A%	-	-	-	-	-	-	0.6	0.3	0.3	0.7	0.9	0.8
	C+%	-	-	-	-	-	-	6.7	7.1	5.8	10.6	14.1	13.6
	E+%	-	-	-	-	-	-	47.2	47.8	46.6	56.5	58.1	56.6
社會教育 Social Studies	出席人數 No. sat	572	579	551	485	523	609	538	394	356	244	253	284
	A%	1.0	0.3	0.5	0.6	0.8	0.7	0.7	0.5	0.3	0.4	0.4	0.4
	C+%	11.5	10.0	8.2	9.3	8.8	8.7	8.6	8.6	8.7	9.4	10.3	10.2
	E+%	49.7	47.5	44.1	46.0	46.7	46.3	46.5	53.8	53.1	49.2	53.0	53.2
科技概論 Technological Studies	出席人數 No. sat	-	-	-	704	800	684	658	573	459	455	495	454
	A%	-	-	-	0.6	0.3	0.9	0.2	0.3	0.2	0	0.2	0.4
	C+%	-	-	-	4.5	4.6	4.1	3.5	3.0	1.7	2.0	2.4	2.4
	E+%	-	-	-	40.1	39.8	41.5	41.2	41.2	38.6	36.5	40.2	40.1
旅遊與旅遊業 Travel and Tourism	出席人數 No. sat	2 199	2 319	2 219	2 324	2 492	2 612	3 422	3 510	4 251	4 234	4 351	4 367
	A%	0.4	0.4	0.5	0.3	0.4	0.5	0.5	0.4	0.3	0.4	0.5	0.5
	C+%	5.3	5.5	5.5	4.8	6.7	6.9	6.3	6.6	6.7	6.8	7.3	7.2
	E+%	41.2	42.4	43.6	49.1	46.2	46.0	45.0	45.7	45.2	44.8	46.2	46.0
視覺藝術 Visual Arts	出席人數 No. sat	6 426	6 460	6 511	6 451	6 069	6 479	6 362	6 276	6 038	5 898	6 067	5 927
	A%	2.7	3.2	3.0	2.1	3.5	5.2	6.4	6.7	8.5	9.3	8.9	9.1
	C+%	16.9	17.0	16.2	13.5	16.8	20.1	24.1	25.1	27.4	29.9	26.4	27.6
	E+%	69.7	70.0	69.1	65.3	67.9	72.5	78.2	80.6	81.8	83.2	80.7	81.1
英文文書處理及商業通訊 Word Processing and Business Communication (English)	出席人數 No. sat	-	-	-	1 502	2 015	1 925	2 190	1 836	1 770	1 604	1 333	1 167
	A%	-	-	-	0.1	0.3	0.4	0.4	0.5	0.5	0.4	0.7	0.5
	C+%	-	-	-	3.1	5.4	5.6	5.6	7.2	7.6	7.9	9.8	10.7
	E+%	-	-	-	36.3	39.8	41.2	41.4	56.4	65.6	61.3	64.7	65.6
所有科目 * All Subjects	出席人數 No. sat	491 075	492 933	482 045	473 930	461 699	465 776	499 886	494 716	360 002	363 655	369 092	373 932
	A%	3.2	3.3	3.3	3.2	3.4	3.4	3.3	3.2	3.5	3.4	3.6	3.7
	C+%	20.5	21.2	21.3	21.7	22.0	22.7	22.8	23.2	26.0	26.5	26.9	27.0
	E+%	65.4	67.3	68.0	69.5	69.5	70.2	71.5	72.2	73.9	74.6	74.9	75.6

* 2007 至 2010 年的統計不包括中國語文及英國語文科。

The statistics of Chinese Language and English Language were excluded in the figures from 2007 to 2010.

表 7e : 1999 - 2010 香港中學會考科目成績概覽
 Table 7e : 1999 - 2010 HKCEE Statistics of candidates' results in individual subjects

日校考生
 Day School Candidates

科目 Subject		考試年份 Examination Year			
		2007	2008	2009	2010
中國語文 Chinese Language	出席人數 No. sat	74 486	78 362	81 533	82 582
	5*%	2.9	2.7	2.5	2.2
	5+%	8.3	7.5	7.4	6.1
	4+%	20.4	19.6	18.5	20.3
	3+%	46.5	46.1	44.9	42.0
	2+%	72.5	75.1	74.7	75.2
	1+%	93.6	94.2	93.4	94.6
英國語文 English Language	出席人數 No. sat	74 209	78 019	81 144	81 880
	5*%	1.6	1.5	1.4	1.5
	5+%	7.7	7.3	7.0	7.4
	4+%	18.3	18.0	19.6	20.0
	3+%	42.9	42.5	43.8	43.2
	2+%	68.2	68.1	69.1	68.2
	1+%	87.4	87.7	88.2	88.1
中國語文及英國語文 Chinese Language & English Language	出席人數 No. sat	148 695	156 381	162 677	164 462
	5*%	2.2	2.1	2.0	1.9
	5+%	8.0	7.4	7.2	6.8
	4+%	19.4	18.8	19.1	20.1
	3+%	44.7	44.3	44.3	42.6
	2+%	70.4	71.6	71.9	71.7
	1+%	90.5	90.9	90.8	91.4

科目 Subject		考試年份 Examination Year											
		1999	2000	2001	2002	2003	2004	2005	2006	2007	2008	2009	2010
膳宿服務 Accommodation and Catering Services	出席人數 No. sat	96	109	87	89	102	160	235	216	232	200	200	208
	A%	1.0	0.9	1.1	1.1	2.9	2.5	2.1	2.3	1.7	1.5	2.0	1.9
	C+%	11.5	10.1	9.2	9.0	11.8	11.3	10.6	10.6	10.3	10.0	11.5	10.1
	E+%	66.7	63.3	63.2	66.3	64.7	65.0	63.8	63.9	62.5	63.0	69.0	67.3
附加數學 Additional Mathematics	出席人數 No. sat	21 338	21 479	20 774	20 264	19 768	20 051	20 474	20 477	19 579	19 931	20 257	20 111
	A%	6.1	5.9	6.2	5.8	6.3	5.9	6.5	5.9	5.8	5.7	5.3	6.2
	C+%	37.3	39.0	38.8	39.8	39.7	37.4	38.6	38.2	37.6	37.7	38.4	40.0
	E+%	82.5	84.6	85.8	84.4	85.3	84.5	84.9	84.7	85.4	85.6	87.2	87.6

表 7e : 1999 - 2010 香港中學會考科目成績概覽
 Table 7e : 1999 - 2010 HKCEE Statistics of candidates' results in individual subjects

日校考生
 Day School Candidates

科目 Subject		考試年份 Examination Year											
		1999	2000	2001	2002	2003	2004	2005	2006	2007	2008	2009	2010
生物 Biology	出席人數 No. sat	31 652	32 132	31 690	31 067	30 832	30 954	32 121	32 474	31 890	33 047	34 444	34 657
	A%	4.6	4.3	4.8	4.5	4.7	4.7	4.9	4.0	4.5	4.1	4.2	3.8
	C+%	30.9	29.8	31.8	31.9	31.8	32.5	31.4	30.9	32.4	32.1	33.5	33.6
	E+%	78.4	78.6	79.8	83.6	81.4	83.6	83.0	81.2	83.2	83.4	83.5	83.4
佛學 Buddhist Studies	出席人數 No. sat	2 132	2 241	1 917	1 780	1 485	1 393	1 571	1 632	1 533	1 591	1 554	1 614
	A%	0.7	1.2	1.2	1.5	1.5	1.9	1.8	1.8	0.8	3.0	1.0	1.4
	C+%	5.5	9.7	9.1	12.1	15.8	16.8	16.3	18.4	14.5	25.8	21.3	20.9
	E+%	42.1	53.4	49.3	52.0	58.3	60.0	59.7	61.0	61.1	74.9	77.8	77.0
化學 Chemistry	出席人數 No. sat	32 021	32 349	31 833	31 211	30 900	31 036	31 943	32 390	31 325	32 382	33 629	33 414
	A%	4.6	4.4	4.5	4.7	4.3	4.2	4.2	4.3	4.3	3.9	4.2	4.1
	C+%	30.3	29.9	31.0	31.6	30.2	30.0	29.7	30.1	30.7	32.0	32.1	31.8
	E+%	72.6	77.0	76.7	78.9	77.6	76.3	77.7	78.8	80.1	82.1	82.0	82.1
中國歷史 Chinese History	出席人數 No. sat	30 649	30 933	28 660	27 949	26 794	26 602	26 919	25 388	24 826	25 212	26 019	26 186
	A%	1.2	1.3	1.3	1.4	1.4	1.5	1.5	1.7	1.5	1.5	1.3	1.4
	C+%	13.5	14.8	14.7	15.0	15.2	16.0	16.4	18.2	18.6	18.8	18.3	19.0
	E+%	63.1	64.2	65.2	67.3	66.2	65.3	67.2	68.9	71.1	71.9	69.5	70.8
中國語文 Chinese Language	出席人數 No. sat	78 122	78 975	75 603	74 347	73 401	73 756	76 502	75 568	-	-	-	-
	A%	2.6	2.6	2.6	2.7	3.0	3.1	3.0	3.2	-	-	-	-
	C+%	18.1	18.2	18.7	18.6	18.3	18.4	17.6	17.8	-	-	-	-
	E+%	64.8	66.1	66.9	68.1	68.5	68.8	70.1	72.2	-	-	-	-
中國文學 Chinese Literature	出席人數 No. sat	14 570	14 422	13 427	12 551	11 832	11 532	11 246	10 146	9 726	9 781	9 646	9 402
	A%	1.5	1.6	1.4	1.5	1.9	1.9	2.1	2.1	2.1	2.1	2.1	2.0
	C+%	16.2	15.9	16.1	16.0	18.8	18.9	19.6	21.9	21.5	21.2	21.5	21.5
	E+%	65.3	66.9	66.1	68.7	68.7	70.2	70.1	75.7	74.7	75.7	76.3	74.5
商業 Commerce	出席人數 No. sat	10 201	9 875	9 699	9 616	9 485	9 831	10 791	10 802	11 014	12 486	13 103	13 347
	A%	0.5	1.0	0.7	0.7	0.7	0.6	0.3	0.7	1.1	0.7	1.1	1.1
	C+%	8.5	13.3	10.3	9.8	12.3	11.1	10.4	10.6	11.2	12.6	15.6	13.8
	E+%	52.4	59.6	56.6	57.5	64.0	61.0	69.3	54.1	53.6	56.7	62.0	65.7
電腦與資訊科技 Computer and Information Technology	出席人數 No. sat	-	-	-	-	-	-	17 808	17 602	17 067	17 172	17 180	17 005
	A%	-	-	-	-	-	-	3.1	3.2	2.8	2.6	2.7	2.9
	C+%	-	-	-	-	-	-	23.1	23.4	22.5	22.8	23.9	24.4
	E+%	-	-	-	-	-	-	71.5	69.6	68.5	69.3	71.5	71.4

表 7e : 1999 - 2010 香港中學會考科目成績概覽
 Table 7e : 1999 - 2010 HKCEE Statistics of candidates' results in individual subjects

日校考生
 Day School Candidates

科目 Subject		考試年份 Examination Year											
		1999	2000	2001	2002	2003	2004	2005	2006	2007	2008	2009	2010
設計與科技 Design and Technology	出席人數 No. sat	623	662	625	356	242	259	278	256	220	183	198	159
	A%	1.3	0.9	1.0	0.8	1.7	1.9	1.8	1.6	1.4	0.5	1.5	0.6
	C+%	10.0	9.5	8.6	10.1	12.8	13.1	14.4	15.2	11.8	9.8	9.6	11.9
	E+%	47.0	47.7	49.4	59.0	62.0	61.8	63.3	57.4	61.4	61.2	62.6	58.5
設計與科技(另選課程) Design and Technology (Alternative Syllabus)	出席人數 No. sat	-	-	-	195	271	264	253	292	237	277	295	269
	A%	-	-	-	0.5	0.4	0.8	0.8	0.3	0.4	0.4	0	0
	C+%	-	-	-	5.6	5.5	5.7	6.3	3.8	2.1	1.8	1.7	1.9
	E+%	-	-	-	40.0	42.4	43.6	46.2	45.9	41.8	40.8	40.7	42.4
經濟與公共事務 Economic and Public Affairs	出席人數 No. sat	509	644	452	454	514	539	635	522	509	501	546	497
	A%	2.8	2.6	2.9	1.5	2.1	1.5	1.4	1.1	1.0	1.0	0.9	0.6
	C+%	24.2	21.3	23.0	19.8	21.4	20.2	18.0	17.4	16.5	17.4	16.5	18.1
	E+%	71.3	73.8	73.5	69.8	70.0	69.8	69.6	71.1	69.0	69.9	71.2	71.8
經濟 Economics	出席人數 No. sat	38 497	38 494	36 559	36 208	35 440	34 910	36 434	35 839	35 019	37 555	39 386	40 117
	A%	2.3	2.5	2.8	2.7	2.8	2.7	2.6	2.8	2.9	3.1	2.8	3.3
	C+%	17.8	19.6	20.8	21.1	21.0	22.2	21.2	22.2	23.4	23.7	24.0	24.6
	E+%	67.1	68.4	70.2	73.9	72.0	77.3	73.6	73.8	74.5	76.5	75.5	78.0
電子與電學 Electronics and Electricity	出席人數 No. sat	1 639	1 705	1 701	1 452	1 341	1 168	916	660	613	475	389	375
	A%	0.4	0.4	0.2	0.1	0.2	0.3	0.1	0.3	0.2	0.4	0.3	0.3
	C+%	8.1	8.3	9.1	7.3	7.0	6.0	4.7	5.2	4.2	5.9	6.4	7.5
	E+%	54.4	52.4	56.3	54.6	51.6	50.9	47.4	43.6	43.6	46.5	45.8	48.3
英國語文(課程甲) English Language (Syllabus A)	出席人數 No. sat	10 852	13 316	14 824	15 889	18 652	22 933	28 734	32 722	-	-	-	-
	A%	0.6	0.6	0.5	0.6	1.1	1.0	1.2	0.8	-	-	-	-
	C+%	11.8	11.2	10.9	11.3	12.7	13.2	15.2	19.8	-	-	-	-
	E+%	47.0	45.2	45.9	45.3	48.0	48.9	52.2	58.8	-	-	-	-
英國語文(課程乙) English Language (Syllabus B)	出席人數 No. sat	67 367	66 064	61 151	58 843	55 127	50 978	48 276	43 350	-	-	-	-
	A%	2.1	2.3	2.4	2.2	2.3	2.3	2.5	2.9	-	-	-	-
	C+%	9.0	9.5	10.2	10.1	10.4	11.4	12.3	13.9	-	-	-	-
	E+%	61.5	64.6	67.8	68.0	66.3	70.2	74.9	78.2	-	-	-	-
時裝及成衣 Fashion and Clothing	出席人數 No. sat	148	185	183	169	129	143	107	77	74	49	26	7
	A%	1.4	0.5	0.5	0.6	0.8	1.4	0.9	1.3	1.4	2.0	0	0
	C+%	13.5	10.8	11.5	11.2	10.9	11.9	11.2	9.1	6.8	10.2	7.7	14.3
	E+%	70.9	68.6	68.3	70.4	71.3	73.4	73.8	74.0	73.0	67.3	65.4	100

表 7e : 1999 - 2010 香港中學會考科目成績概覽
 Table 7e : 1999 - 2010 HKCEE Statistics of candidates' results in individual subjects

日校考生
 Day School Candidates

科目 Subject		考試年份 Examination Year											
		1999	2000	2001	2002	2003	2004	2005	2006	2007	2008	2009	2010
法文 French	出席人數 No. sat	111	131	148	153	153	176	186	183	194	223	230	244
	A%	32.4	32.8	23.0	22.9	16.3	28.4	16.1	23.5	29.9	24.7	29.1	40.2
	C+%	65.8	58.8	44.6	43.1	45.1	48.3	41.9	55.7	63.4	56.1	58.3	65.6
	E+%	82.9	72.5	59.5	69.3	71.9	67.0	76.3	79.8	86.6	85.2	89.6	82.0
地理 Geography	出席人數 No. sat	29 447	30 097	28 830	28 423	28 306	28 425	29 517	29 631	29 186	30 731	31 740	31 881
	A%	1.7	1.7	1.8	1.8	2.2	2.1	2.1	1.9	1.8	1.5	1.9	1.8
	C+%	18.3	17.9	20.0	19.3	23.7	22.9	24.3	20.7	20.4	20.6	22.8	21.1
	E+%	70.1	71.1	73.9	76.3	81.0	80.8	80.3	78.2	74.7	74.3	77.1	75.8
政府與公共事務 Government and Public Affairs	出席人數 No. sat	881	949	845	861	845	837	691	711	594	430	358	370
	A%	1.8	2.3	2.7	1.9	1.7	1.6	1.4	1.4	1.7	1.6	2.8	2.2
	C+%	18.3	18.3	16.8	18.0	16.0	17.6	16.1	14.8	15.8	17.9	18.2	18.9
	E+%	63.2	64.7	60.8	65.0	63.4	64.8	64.8	58.1	59.3	61.9	64.0	64.6
圖象傳意 Graphical Communication	出席人數 No. sat	-	-	-	971	1 101	1 186	1 456	1 212	1 063	965	896	860
	A%	-	-	-	0.3	0.4	0.1	0.5	0.2	0.4	0.3	0.3	0.3
	C+%	-	-	-	6.5	4.6	5.4	6.1	4.9	4.9	4.6	4.4	4.3
	E+%	-	-	-	43.9	41.3	41.7	41.7	42.7	40.6	42.1	43.4	41.6
歷史 History	出席人數 No. sat	19 525	20 029	18 635	18 645	18 749	18 486	19 271	17 665	17 559	18 525	18 941	19 406
	A%	1.8	1.9	1.9	2.1	2.1	2.9	2.5	2.3	1.9	2.0	2.1	1.9
	C+%	18.1	20.3	19.8	20.9	22.5	26.6	24.4	25.5	24.4	24.3	25.5	20.7
	E+%	72.3	74.8	73.9	76.3	79.8	79.8	78.9	78.6	77.7	77.6	78.0	76.6
家政(服裝與設計) Home Economics (Dress and Design)	出席人數 No. sat	150	144	147	146	123	170	121	112	91	74	44	50
	A%	0.7	0.7	0.7	1.4	0.8	1.2	0.8	0	1.1	1.4	0	2.0
	C+%	7.3	6.3	6.8	8.2	18.7	18.8	18.2	17.9	12.1	17.6	20.5	20.0
	E+%	58.7	60.4	63.3	61.0	66.7	57.1	59.5	65.2	59.3	64.9	68.2	78.0
家政(膳食、家居與家庭) Home Economics (Food, Home and Family)	出席人數 No. sat	331	347	398	313	343	306	346	369	391	328	304	303
	A%	0.3	1.2	1.3	1.3	0.9	0.7	0.6	1.1	0.3	0.6	1.3	0.7
	C+%	14.2	13.8	15.6	16.0	17.5	17.6	15.0	18.4	17.9	14.9	16.1	16.8
	E+%	68.3	67.1	68.8	66.1	71.4	74.2	72.3	67.5	68.8	69.5	69.4	69.3
綜合人文 Integrated Humanities	出席人數 No. sat	-	-	-	-	-	-	213	679	1 539	2 468	3 241	3 423
	A%	-	-	-	-	-	-	7.0	2.8	3.1	2.6	2.3	1.4
	C+%	-	-	-	-	-	-	34.7	17.5	17.6	22.8	19.2	17.5
	E+%	-	-	-	-	-	-	80.3	59.9	60.5	66.4	64.1	65.6

表 7e : 1999 - 2010 香港中學會考科目成績概覽
 Table 7e : 1999 - 2010 HKCEE Statistics of candidates' results in individual subjects

日校考生
 Day School Candidates

科目 Subject		考試年份 Examination Year											
		1999	2000	2001	2002	2003	2004	2005	2006	2007	2008	2009	2010
英語文學 Literature in English	出席人數 No. sat	781	797	740	732	839	808	779	794	793	786	829	769
	A%	6.1	7.0	6.8	6.3	6.4	7.3	6.4	5.3	6.1	6.2	8.2	7.4
	C ⁺ %	39.8	40.9	43.5	42.8	39.7	44.9	44.8	41.4	46.2	44.5	47.0	41.7
	E ⁺ %	93.5	94.1	94.1	93.2	92.1	94.4	92.4	91.8	93.3	92.6	91.1	91.8
數學 Mathematics	出席人數 No. sat	77 867	78 658	75 303	74 117	73 008	73 084	76 159	75 338	73 725	77 372	81 037	81 851
	A%	3.3	3.6	3.7	3.6	3.6	3.6	3.4	3.3	3.6	3.5	3.7	3.8
	C ⁺ %	27.6	28.2	29.4	29.6	29.5	31.4	29.9	30.1	30.3	30.7	30.6	30.6
	E ⁺ %	73.5	74.7	76.0	76.5	76.7	76.5	75.8	74.5	75.3	75.8	75.6	76.6
音樂 Music	出席人數 No. sat	189	221	211	216	181	194	265	288	275	261	291	264
	A%	5.3	5.4	5.7	6.5	6.6	7.7	13.2	9.4	11.3	11.5	12.0	11.7
	C ⁺ %	33.3	33.9	34.1	34.3	44.2	36.6	45.3	35.1	40.7	39.1	40.5	41.3
	E ⁺ %	73.5	76.5	77.3	78.7	88.4	77.8	85.3	75.3	78.2	79.3	80.1	80.7
體育 Physical Education	出席人數 No. sat	534	571	455	447	498	501	527	586	557	646	721	738
	A%	1.5	1.1	1.1	1.3	0.4	1.0	0.8	1.9	1.4	0.9	1.0	0.7
	C ⁺ %	12.7	11.6	12.5	15.7	12.9	16.8	14.2	17.1	13.8	14.7	14.4	14.0
	E ⁺ %	58.4	56.9	60.9	61.3	65.3	68.1	62.0	65.0	66.4	65.8	63.9	63.3
物理 Physics	出席人數 No. sat	32 604	32 820	32 044	31 249	31 278	31 431	32 572	33 025	32 236	33 193	34 310	34 370
	A%	4.6	4.5	4.5	4.5	4.2	4.3	4.2	3.8	4.3	4.1	4.1	4.3
	C ⁺ %	30.0	29.8	30.5	30.5	27.9	27.5	27.9	27.5	28.9	28.9	30.1	31.8
	E ⁺ %	72.5	74.3	75.2	77.2	73.1	72.1	72.1	75.4	76.2	78.6	79.0	80.6
會計學原理 Principles of Accounts	出席人數 No. sat	18 466	18 325	17 173	17 123	16 628	16 563	17 646	17 728	17 722	19 241	20 485	20 441
	A%	1.8	1.8	2.3	2.0	2.2	2.3	2.7	2.6	2.3	2.8	2.7	3.0
	C ⁺ %	13.8	14.8	17.3	17.5	16.8	18.9	20.5	19.0	20.2	21.6	23.6	22.8
	E ⁺ %	57.6	58.2	64.3	65.9	67.7	67.8	67.8	69.7	70.7	72.5	74.6	74.8
普通話 Putonghua	出席人數 No. sat	–	965	1 382	1 807	2 631	2 833	3 596	3 735	3 814	3 875	3 973	3 726
	A%	–	3.2	3.5	4.0	3.6	4.5	4.1	3.9	3.8	3.4	3.9	4.5
	C ⁺ %	–	28.0	33.0	35.0	33.1	34.7	29.7	31.5	32.4	31.8	33.9	36.1
	E ⁺ %	–	70.8	76.8	76.5	76.4	76.5	74.1	72.0	73.1	73.0	74.7	76.3
宗教 Religious Studies	出席人數 No. sat	12 229	11 976	11 344	10 750	10 241	9 846	9 752	9 171	8 486	8 460	8 442	8 116
	A%	2.1	2.1	2.3	2.4	2.6	3.0	2.7	2.9	3.6	3.2	4.3	4.7
	C ⁺ %	19.5	21.3	21.8	23.3	22.7	23.3	22.4	23.1	25.0	24.3	25.4	26.7
	E ⁺ %	68.5	70.6	70.7	71.4	70.9	70.7	68.1	69.5	70.8	71.6	73.2	72.7

表 7e : 1999 - 2010 香港中學會考科目成績概覽
Table 7e : 1999 - 2010 HKCEE Statistics of candidates' results in individual subjects

日校考生
Day School Candidates

科目 Subject		考試年份 Examination Year											
		1999	2000	2001	2002	2003	2004	2005	2006	2007	2008	2009	2010
科學與科技 Science and Technology	出席人數 No. sat	-	-	-	-	-	-	165	334	655	778	737	542
	A%	-	-	-	-	-	-	0.6	0.6	0.3	0.8	0.8	0.7
	C+%	-	-	-	-	-	-	6.7	7.8	5.8	10.7	14.7	13.8
	E+%	-	-	-	-	-	-	47.9	49.4	46.7	57.1	59.0	57.7
社會教育 Social Studies	出席人數 No. sat	649	677	620	555	591	677	600	423	375	276	283	312
	A%	1.4	0.6	0.5	0.7	0.8	0.9	1.2	0.5	0.3	0.4	0.7	0.3
	C+%	12.9	10.9	8.9	10.3	10.3	10.3	9.2	9.2	9.1	8.7	11.0	10.3
	E+%	53.0	51.0	47.3	51.0	49.7	50.2	49.0	54.4	54.9	50.4	55.1	53.8
科技概論 Technological Studies	出席人數 No. sat	-	-	-	725	832	712	684	601	466	466	511	461
	A%	-	-	-	0.6	0.2	1.1	0.3	0.3	0.4	0	0.2	0.4
	C+%	-	-	-	5.4	5.2	5.1	4.1	2.8	2.4	2.4	3.5	2.4
	E+%	-	-	-	41.2	41.5	43.3	43.0	42.9	39.3	37.3	41.7	40.8
旅遊與旅遊業 Travel and Tourism	出席人數 No. sat	2 399	2 644	2 462	2 548	2 775	2 923	3 647	3 742	4 418	4 602	4 774	4 820
	A%	0.4	0.5	0.6	0.3	0.4	0.5	0.6	0.5	0.4	0.5	0.6	0.6
	C+%	6.0	6.7	6.7	5.6	7.9	7.5	7.0	7.4	7.1	7.8	8.2	8.5
	E+%	43.5	46.3	47.7	52.0	49.5	49.8	47.0	47.6	46.3	47.7	48.6	48.9
視覺藝術 Visual Arts	出席人數 No. sat	7 255	7 389	7 270	7 197	6 878	7 192	6 645	6 558	6 185	6 158	6 407	6 216
	A%	2.9	3.3	3.3	2.4	3.7	5.3	6.4	6.7	8.5	9.4	8.8	9.0
	C+%	17.8	17.8	17.4	14.6	17.8	20.7	24.5	25.3	27.4	30.1	26.8	27.4
	E+%	70.9	71.2	70.7	66.7	69.6	73.9	78.7	81.1	81.8	83.5	81.1	81.2
英文文書處理及商業通訊 Word Processing and Business Communication (English)	出席人數 No. sat	-	-	-	1 546	2 162	2 079	2 303	1 936	1 839	1 688	1 429	1 229
	A%	-	-	-	0.1	0.3	0.4	0.5	0.5	0.4	0.5	0.6	0.5
	C+%	-	-	-	3.1	5.6	6.6	5.7	7.6	7.7	8.3	9.7	10.9
	E+%	-	-	-	37.3	42.5	44.2	43.1	57.7	66.5	63.0	66.2	67.0
所有科目 * All Subjects	出席人數 No. sat	574 246	579 713	555 319	546 220	537 269	536 646	554 830	546 749	386 027	402 388	416 855	417 760
	A%	2.8	2.9	3.0	2.9	3.0	3.1	3.0	3.0	3.3	3.2	3.3	3.4
	C+%	20.4	21.0	21.8	21.9	22.1	22.7	22.6	23.2	25.9	26.3	27.0	26.9
	E+%	67.5	69.4	70.3	71.8	71.7	72.3	72.7	73.4	74.7	75.7	76.2	76.8

* 2007 至 2010 年的統計不包括中國語文及英國語文科。

The statistics of Chinese Language and English Language were excluded in the figures from 2007 to 2010.

表 7f : 1999 - 2010 香港中學會考科目成績概覽
 Table 7f : 1999 - 2010 HKCEE Statistics of candidates' results in individual subjects

全體考生
 All Candidates

科目 Subject		考試年份 Examination Year			
		2007	2008	2009	2010
中國語文 Chinese Language	出席人數 No. sat	82 539	93 272	99 899	104 267
	5*%	2.7	2.5	2.2	1.8
	5+%	7.7	7.0	6.6	5.2
	4+%	19.1	18.5	16.9	17.9
	3+%	44.1	44.2	42.0	38.1
	2+%	69.9	73.2	71.6	70.9
	1+%	92.1	93.2	91.9	92.8
英國語文 English Language	出席人數 No. sat	99 771	101 656	109 135	113 992
	5*%	1.2	1.2	1.1	1.2
	5+%	7.0	6.1	5.8	6.0
	4+%	18.1	16.3	17.3	17.3
	3+%	42.8	40.5	40.1	38.9
	2+%	70.0	67.9	66.9	65.0
	1+%	88.3	88.2	88.2	87.9
中國語文及英國語文 Chinese Language & English Language	出席人數 No. sat	182 310	194 928	209 034	218 259
	5*%	1.9	1.8	1.6	1.5
	5+%	7.3	6.5	6.2	5.7
	4+%	18.6	17.4	17.1	17.6
	3+%	43.4	42.2	41.0	38.5
	2+%	69.9	70.5	69.2	67.8
	1+%	90.0	90.6	89.9	90.2

科目 Subject		考試年份 Examination Year											
		1999	2000	2001	2002	2003	2004	2005	2006	2007	2008	2009	2010
膳宿服務 Accommodation and Catering Services	出席人數 No. sat	96	109	87	89	102	160	296	269	272	261	242	246
	A%	1.0	0.9	1.1	1.1	2.9	2.5	2.7	1.9	1.8	1.9	2.1	1.6
	C+%	11.5	10.1	9.2	9.0	11.8	11.3	10.5	9.3	9.2	11.5	11.2	8.9
	E+%	66.7	63.3	63.2	66.3	64.7	65.0	63.2	61.0	55.9	64.4	70.7	62.6
附加數學 Additional Mathematics	出席人數 No. sat	24 797	24 911	23 972	23 168	22 031	22 113	21 900	21 987	20 586	21 031	21 523	21 485
	A%	5.4	5.2	5.6	5.2	5.8	5.5	6.2	5.6	5.6	5.6	5.1	6.0
	C+%	34.4	36.3	36.5	37.3	37.9	35.5	37.4	37.1	36.8	36.8	37.4	39.0
	E+%	81.0	83.0	84.7	83.3	84.3	83.2	83.9	83.8	84.9	84.9	86.1	86.7

表 7f : 1999 - 2010 香港中學會考科目成績概覽
 Table 7f : 1999 - 2010 HKCEE Statistics of candidates' results in individual subjects

全體考生
 All Candidates

科目 Subject		考試年份 Examination Year											
		1999	2000	2001	2002	2003	2004	2005	2006	2007	2008	2009	2010
生物 Biology	出席人數 No. sat	37 394	38 027	37 112	36 181	34 855	34 469	34 398	34 670	33 479	34 990	36 756	37 407
	A%	3.9	3.7	4.2	3.9	4.1	4.3	4.6	3.8	4.3	3.9	3.9	3.6
	C ⁺ %	27.4	26.4	28.6	28.7	29.2	30.2	29.9	29.6	31.5	31.0	32.2	31.9
	E ⁺ %	76.0	76.1	78.1	82.0	79.6	82.2	81.7	80.0	82.4	82.4	82.4	81.9
佛學 Buddhist Studies	出席人數 No. sat	2 274	2 345	2 065	1 909	1 588	1 468	1 612	1 667	1 564	1 619	1 615	1 692
	A%	0.6	1.2	1.1	1.4	1.4	1.8	1.8	1.7	0.8	3.0	1.0	1.3
	C ⁺ %	5.4	9.6	8.8	11.9	15.2	16.0	15.9	18.4	14.4	25.7	20.9	20.4
	E ⁺ %	42.6	53.6	49.0	52.6	57.9	58.4	58.9	60.8	60.9	74.6	77.3	76.1
化學 Chemistry	出席人數 No. sat	37 748	38 380	37 341	36 415	34 947	34 551	34 124	34 573	32 893	34 212	35 772	35 792
	A%	3.9	3.8	3.9	4.1	3.8	3.8	3.9	4.1	4.1	3.7	3.9	3.9
	C ⁺ %	27.1	26.6	28.1	28.4	27.9	27.7	28.3	29.0	29.8	30.9	31.0	30.4
	E ⁺ %	70.2	75.0	75.3	77.0	76.1	74.3	76.3	77.9	79.4	81.2	81.1	81.0
中國歷史 Chinese History	出席人數 No. sat	37 538	37 490	33 913	33 487	31 335	30 145	29 441	27 005	26 182	26 928	28 146	28 534
	A%	1.0	1.1	1.1	1.2	1.2	1.3	1.4	1.6	1.5	1.4	1.3	1.3
	C ⁺ %	11.9	13.2	13.3	13.2	13.6	14.6	15.3	17.4	17.9	18.0	17.4	17.9
	E ⁺ %	60.2	61.8	63.4	64.3	63.6	62.3	64.6	66.9	69.5	70.0	67.2	68.1
中國語文 Chinese Language	出席人數 No. sat	104 474	104 126	96 828	94 626	90 180	87 146	87 214	85 960	-	-	-	-
	A%	2.0	2.0	2.1	2.2	2.5	2.6	2.7	2.8	-	-	-	-
	C ⁺ %	14.5	14.6	15.5	15.4	15.5	16.1	15.9	16.2	-	-	-	-
	E ⁺ %	58.8	60.0	62.1	63.1	64.1	64.9	66.4	68.4	-	-	-	-
中國文學 Chinese Literature	出席人數 No. sat	17 140	16 884	15 485	14 477	13 295	12 516	11 839	10 594	10 040	10 155	10 155	9 872
	A%	1.3	1.4	1.2	1.3	1.7	1.8	2.0	2.1	2.1	2.0	2.0	1.9
	C ⁺ %	14.2	14.0	14.6	14.2	17.1	17.6	18.8	21.3	20.9	20.6	20.8	20.7
	E ⁺ %	61.9	64.2	64.0	65.9	66.8	67.8	68.8	74.6	73.4	74.8	75.0	73.3
商業 Commerce	出席人數 No. sat	15 706	15 266	14 152	13 868	12 988	12 665	13 446	13 270	13 331	15 262	16 128	16 721
	A%	0.3	0.8	0.5	0.5	0.6	0.5	0.3	0.6	1.0	0.6	0.9	0.9
	C ⁺ %	6.9	11.3	8.8	8.2	10.1	9.5	9.1	9.1	9.8	10.8	13.4	11.6
	E ⁺ %	48.6	55.6	54.1	54.4	60.8	58.2	66.0	49.3	49.0	51.8	57.3	60.0
電腦與資訊科技 Computer and Information Technology	出席人數 No. sat	-	-	-	-	-	-	18 486	18 473	17 735	17 943	18 079	17 947
	A%	-	-	-	-	-	-	3.0	3.1	2.7	2.6	2.6	2.8
	C ⁺ %	-	-	-	-	-	-	22.5	22.8	22.1	22.3	23.3	23.8
	E ⁺ %	-	-	-	-	-	-	70.5	68.7	67.9	68.8	70.8	70.6

表 7f : 1999 - 2010 香港中學會考科目成績概覽
 Table 7f : 1999 - 2010 HKCEE Statistics of candidates' results in individual subjects

全體考生
 All Candidates

科目 Subject		考試年份 Examination Year											
		1999	2000	2001	2002	2003	2004	2005	2006	2007	2008	2009	2010
設計與科技 Design and Technology	出席人數 No. sat	623	663	625	356	248	264	284	265	221	226	240	190
	A%	1.3	0.9	1.0	0.8	1.6	1.9	1.8	1.5	1.4	0.4	1.3	0.5
	C+%	10.0	9.5	8.6	10.1	13.3	13.6	14.8	16.2	11.8	9.7	8.3	11.1
	E+%	47.0	47.7	49.4	59.0	62.5	62.1	64.1	58.5	61.5	56.2	58.3	55.3
設計與科技(另選課程) Design and Technology (Alternative Syllabus)	出席人數 No. sat	-	-	-	195	274	272	282	294	240	282	297	274
	A%	-	-	-	0.5	0.4	0.7	0.7	0.3	0.4	0.4	0	0
	C+%	-	-	-	5.6	5.5	6.3	5.7	3.7	2.1	1.8	1.7	1.8
	E+%	-	-	-	40.0	42.3	44.1	42.2	46.3	41.7	40.8	40.7	43.1
經濟與公共事務 Economic and Public Affairs	出席人數 No. sat	651	760	629	571	604	616	704	606	578	557	620	573
	A%	2.2	2.6	5.4	1.9	1.8	1.5	1.3	1.2	0.9	0.9	0.8	0.5
	C+%	19.2	20.0	24.6	19.8	18.7	18.3	16.3	16.0	14.9	16.0	15.0	16.4
	E+%	62.4	70.1	71.4	66.9	63.2	65.7	64.5	64.2	64.4	67.0	66.1	67.2
經濟 Economics	出席人數 No. sat	48 001	48 093	44 713	44 316	42 080	39 965	40 179	39 388	37 888	40 984	43 351	44 647
	A%	1.9	2.0	2.3	2.2	2.4	2.4	2.4	2.5	2.7	2.9	2.6	3.0
	C+%	15.0	16.5	18.0	18.1	18.4	20.0	19.6	20.9	22.1	22.3	22.4	22.6
	E+%	63.3	63.8	66.8	69.9	68.1	74.4	70.8	71.3	71.9	73.8	72.4	74.8
電子與電學 Electronics and Electricity	出席人數 No. sat	1 640	1 705	1 701	1 452	1 366	1 194	1 049	744	639	521	429	415
	A%	0.4	0.4	0.2	0.1	0.3	0.3	0.1	0.4	0.2	0.4	0.2	0.2
	C+%	8.1	8.3	9.1	7.3	7.3	6.6	4.4	5.4	4.2	5.8	6.1	7.2
	E+%	54.4	52.4	56.3	54.6	52.2	51.7	44.3	44.1	44.9	47.0	44.8	47.2
英國語文(課程甲) English Language (Syllabus A)	出席人數 No. sat	14 276	17 765	19 377	20 393	23 149	27 843	34 113	38 827	-	-	-	-
	A%	0.5	0.5	0.5	0.5	1.0	0.9	1.1	0.8	-	-	-	-
	C+%	11.2	11.2	11.9	11.7	13.2	13.8	15.5	19.4	-	-	-	-
	E+%	46.3	45.0	47.2	46.6	48.7	49.4	52.1	58.2	-	-	-	-
英國語文(課程乙) English Language (Syllabus B)	出席人數 No. sat	113 773	111 338	102 332	98 739	91 956	83 495	79 405	77 074	-	-	-	-
	A%	1.4	1.6	1.7	1.5	1.6	1.6	1.8	1.9	-	-	-	-
	C+%	7.6	7.9	8.8	8.6	8.9	10.1	10.5	11.3	-	-	-	-
	E+%	58.3	61.0	65.5	64.6	63.6	67.1	70.7	71.1	-	-	-	-
時裝及成衣 Fashion and Clothing	出席人數 No. sat	162	192	201	182	182	211	165	128	141	95	77	38
	A%	1.2	0.5	0.5	0.5	0.5	2.4	0.6	0.8	1.4	1.1	1.3	2.6
	C+%	12.3	12.5	10.9	12.6	8.8	14.2	15.2	5.5	4.3	9.5	3.9	7.9
	E+%	73.5	69.8	71.1	71.4	72.5	78.7	82.4	75.0	75.2	80.0	59.7	60.5

表 7f : 1999 - 2010 香港中學會考科目成績概覽
 Table 7f : 1999 - 2010 HKCEE Statistics of candidates' results in individual subjects

全體考生
 All Candidates

科目 Subject		考試年份 Examination Year											
		1999	2000	2001	2002	2003	2004	2005	2006	2007	2008	2009	2010
法文 French	出席人數 No. sat	120	140	155	162	163	189	196	190	196	239	261	280
	A%	31.7	33.6	21.9	22.2	15.3	28.6	17.3	24.7	29.6	24.3	27.6	36.8
	C ⁺ %	64.2	60.0	44.5	41.4	45.4	50.8	42.9	56.3	62.8	58.2	55.9	64.3
	E ⁺ %	82.5	74.3	60.0	68.5	72.4	69.3	76.5	80.5	86.7	86.2	88.1	82.1
地理 Geography	出席人數 No. sat	35 334	36 102	33 993	33 748	32 480	31 757	31 521	31 625	30 728	32 750	34 191	34 661
	A%	1.5	1.4	1.6	1.5	1.9	1.9	2.0	1.8	1.8	1.4	1.8	1.6
	C ⁺ %	16.2	15.8	18.3	17.2	21.8	21.4	23.0	20.0	19.7	19.8	21.6	19.9
	E ⁺ %	67.6	68.2	72.4	74.4	79.0	79.1	78.5	76.7	73.2	72.6	75.4	73.8
政府與公共事務 Government and Public Affairs	出席人數 No. sat	1 066	1 168	1 069	1 083	1 030	948	863	789	652	493	437	484
	A%	1.5	2.0	2.3	1.5	1.4	1.4	1.2	1.3	1.7	1.4	2.5	1.9
	C ⁺ %	16.7	15.8	14.7	15.6	14.1	16.4	13.1	13.6	15.5	17.0	16.9	17.1
	E ⁺ %	62.8	62.8	58.9	61.0	59.9	62.3	56.9	55.5	58.6	60.9	60.0	61.4
圖象傳意 Graphical Communication	出席人數 No. sat	-	-	-	971	1 115	1 205	1 570	1 282	1 132	1 028	982	919
	A%	-	-	-	0.3	0.4	0.1	0.4	0.2	0.4	0.3	0.3	0.3
	C ⁺ %	-	-	-	6.5	4.7	5.3	6.1	5.1	5.2	4.5	4.0	4.6
	E ⁺ %	-	-	-	43.9	41.5	41.7	42.5	44.1	40.6	42.1	42.3	43.0
歷史 History	出席人數 No. sat	22 691	23 253	21 776	21 683	21 289	20 422	20 650	18 369	18 199	19 423	20 011	20 548
	A%	1.6	1.6	1.6	1.8	1.9	2.7	2.4	2.2	1.8	2.0	2.0	1.8
	C ⁺ %	16.4	18.7	17.9	19.1	20.8	25.1	23.4	24.8	23.8	23.7	24.6	19.7
	E ⁺ %	70.4	73.3	72.7	74.8	78.3	78.3	77.7	77.5	76.7	76.4	76.8	75.0
家政(服裝與設計) Home Economics (Dress and Design)	出席人數 No. sat	150	144	147	146	123	170	121	112	91	74	44	50
	A%	0.7	0.7	0.7	1.4	0.8	1.2	0.8	0	1.1	1.4	0	2.0
	C ⁺ %	7.3	6.3	6.8	8.2	18.7	18.8	18.2	17.9	12.1	17.6	20.5	20.0
	E ⁺ %	58.7	60.4	63.3	61.0	66.7	57.1	59.5	65.2	59.3	64.9	68.2	78.0
家政(膳食、家居與家庭) Home Economics (Food, Home and Family)	出席人數 No. sat	335	353	410	321	352	314	352	377	395	340	312	307
	A%	0.3	1.1	1.2	1.2	0.9	0.6	0.6	1.1	0.3	0.6	1.3	0.7
	C ⁺ %	14.0	13.6	15.1	15.6	17.0	17.2	14.8	18.0	17.7	14.4	15.7	16.6
	E ⁺ %	67.5	66.0	67.1	64.5	70.2	72.3	71.0	66.0	68.4	67.1	67.6	68.4
綜合人文 Integrated Humanities	出席人數 No. sat	-	-	-	-	-	-	262	777	1 634	2 630	3 516	3 805
	A%	-	-	-	-	-	-	6.1	2.4	3.0	2.5	2.3	1.3
	C ⁺ %	-	-	-	-	-	-	28.6	15.8	16.8	22.0	18.3	16.6
	E ⁺ %	-	-	-	-	-	-	70.6	56.9	59.4	65.0	61.8	63.2

表 7f : 1999 - 2010 香港中學會考科目成績概覽
 Table 7f : 1999 - 2010 HKCEE Statistics of candidates' results in individual subjects

全體考生
 All Candidates

科目 Subject		考試年份 Examination Year											
		1999	2000	2001	2002	2003	2004	2005	2006	2007	2008	2009	2010
英語文學 Literature in English	出席人數 No. sat	794	822	750	737	849	819	786	808	803	803	875	831
	A%	6.0	6.9	6.7	6.2	6.4	7.2	6.4	5.2	6.1	6.1	7.9	7.0
	C ⁺ %	39.2	40.4	43.1	42.5	39.3	44.3	44.4	41.5	46.0	44.1	44.9	39.2
	E ⁺ %	92.2	93.1	93.2	92.9	91.3	93.7	91.7	91.7	92.9	92.3	88.3	87.7
數學 Mathematics	出席人數 No. sat	102 109	101 882	94 825	92 050	87 621	84 498	84 953	83 041	80 027	84 747	90 727	93 214
	A%	2.6	2.8	3.1	3.0	3.1	3.1	3.1	3.0	3.4	3.2	3.4	3.4
	C ⁺ %	23.8	24.5	26.5	26.2	26.7	29.0	28.0	28.3	28.9	28.9	28.3	28.0
	E ⁺ %	70.7	71.8	74.0	73.9	74.6	74.5	73.5	72.2	73.2	73.6	72.7	73.0
音樂 Music	出席人數 No. sat	205	243	236	242	198	225	288	311	287	282	315	299
	A%	4.9	4.9	5.1	5.8	6.1	6.7	12.2	8.7	11.1	11.0	11.4	11.0
	C ⁺ %	30.7	30.9	30.5	30.6	40.4	31.6	42.0	32.5	39.4	36.5	38.1	37.8
	E ⁺ %	69.8	70.4	70.8	71.1	81.8	68.0	80.9	72.0	76.7	75.9	76.8	74.9
體育 Physical Education	出席人數 No. sat	574	611	495	485	535	540	568	632	615	679	779	827
	A%	1.4	1.0	1.0	1.2	0.4	0.9	0.7	1.7	1.3	0.9	0.9	0.6
	C ⁺ %	11.8	11.3	12.3	15.1	12.9	16.1	13.2	16.0	12.5	14.0	13.5	12.8
	E ⁺ %	57.3	56.5	60.2	61.6	64.3	67.2	59.2	61.9	61.5	63.8	60.7	58.3
物理 Physics	出席人數 No. sat	39 430	39 738	38 248	36 961	35 778	35 362	34 975	35 574	34 082	35 315	36 797	37 213
	A%	3.8	3.8	3.9	3.9	3.7	3.9	3.9	3.6	4.1	3.9	3.9	4.0
	C ⁺ %	26.5	26.5	27.7	27.2	25.6	25.5	26.7	26.4	28.1	27.8	28.9	30.6
	E ⁺ %	70.3	72.0	73.8	75.1	71.2	70.1	70.7	74.2	75.4	77.5	77.7	79.2
會計學原理 Principles of Accounts	出席人數 No. sat	25 389	24 731	22 573	21 879	20 666	19 637	20 284	20 200	19 823	21 433	23 055	23 184
	A%	1.5	1.4	2.0	1.7	2.0	2.2	2.6	2.5	2.2	2.7	2.5	2.9
	C ⁺ %	12.4	12.7	16.0	15.4	15.6	17.9	20.0	18.8	20.0	20.8	22.6	21.8
	E ⁺ %	55.2	54.8	62.2	62.4	65.1	65.5	65.9	68.1	68.9	70.4	72.4	71.8
普通話 Putonghua	出席人數 No. sat	–	1 794	2 244	2 661	3 544	3 809	4 651	4 654	4 610	4 781	5 088	5 246
	A%	–	2.0	2.4	3.2	2.9	3.6	3.4	3.3	3.3	2.9	3.1	3.3
	C ⁺ %	–	22.8	25.3	29.5	27.7	29.2	25.3	27.3	28.3	27.8	28.2	28.3
	E ⁺ %	–	62.3	70.8	69.7	69.5	69.4	68.4	66.7	67.0	67.0	67.0	65.5
宗教 Religious Studies	出席人數 No. sat	13 297	12 821	12 277	11 623	10 917	10 389	10 076	9 518	8 694	8 720	8 743	8 446
	A%	1.9	1.9	2.1	2.2	2.4	2.9	2.6	2.8	3.5	3.1	4.1	4.5
	C ⁺ %	18.3	20.1	20.5	22.0	21.5	22.3	21.8	22.4	24.5	23.8	24.6	25.8
	E ⁺ %	66.8	69.1	69.2	69.6	69.3	68.8	67.1	68.1	70.0	70.5	72.0	71.3

表 7f : 1999 - 2010 香港中學會考科目成績概覽
 Table 7f : 1999 - 2010 HKCEE Statistics of candidates' results in individual subjects

全體考生
 All Candidates

科目 Subject		考試年份 Examination Year											
		1999	2000	2001	2002	2003	2004	2005	2006	2007	2008	2009	2010
科學與科技 Science and Technology	出席人數 No. sat	-	-	-	-	-	-	188	370	706	827	782	591
	A%	-	-	-	-	-	-	0.5	0.5	0.3	0.8	0.9	0.7
	C+%	-	-	-	-	-	-	5.9	8.4	5.5	10.9	14.5	13.5
	E+%	-	-	-	-	-	-	43.1	51.4	45.9	57.6	58.8	57.4
社會教育 Social Studies	出席人數 No. sat	1 030	1 096	932	888	844	879	749	618	574	498	576	651
	A%	1.8	0.5	0.4	0.8	0.8	0.7	0.9	0.3	0.2	0.6	0.3	0.2
	C+%	13.0	8.3	8.6	8.1	9.0	8.8	7.7	7.4	7.5	7.6	6.3	5.5
	E+%	50.4	42.4	46.2	43.5	44.4	48.5	45.8	47.2	49.7	47.0	40.3	41.0
科技概論 Technological Studies	出席人數 No. sat	-	-	-	725	838	726	780	681	512	522	573	506
	A%	-	-	-	0.6	0.2	1.1	0.3	0.3	0.6	0.6	0.2	0.6
	C+%	-	-	-	5.4	5.1	5.2	3.8	3.4	2.9	3.1	3.3	2.6
	E+%	-	-	-	41.2	41.9	43.9	42.2	45.2	42.4	41.0	41.5	41.7
旅遊與旅遊業 Travel and Tourism	出席人數 No. sat	2 857	3 302	2 910	2 987	3 288	3 309	4 137	4 415	5 096	5 442	5 913	6 139
	A%	0.3	0.5	0.5	0.3	0.4	0.4	0.5	0.4	0.3	0.4	0.5	0.5
	C+%	5.3	5.8	6.1	5.0	7.0	6.8	6.3	6.4	6.2	6.8	7.0	7.1
	E+%	42.0	42.5	46.3	51.2	46.4	47.4	44.9	42.8	42.3	43.3	43.2	42.3
視覺藝術 Visual Arts	出席人數 No. sat	9 439	9 512	9 051	8 866	8 262	8 326	7 134	7 098	6 509	6 525	6 783	6 804
	A%	2.7	3.1	3.1	2.2	3.5	5.2	6.1	6.5	8.2	9.0	8.5	8.4
	C+%	17.1	17.1	17.1	14.3	17.4	20.5	23.6	24.6	27.0	29.3	25.9	25.9
	E+%	70.1	70.2	70.2	66.0	69.1	74.0	77.7	80.0	81.1	82.5	80.0	78.9
英文文書處理及商業通訊 Word Processing and Business Communication (English)	出席人數 No. sat	-	-	-	1 685	2 489	2 298	2 613	2 103	1 949	1 755	1 542	1 347
	A%	-	-	-	0.6	0.6	0.5	0.4	0.4	0.4	0.5	0.6	0.4
	C+%	-	-	-	6.8	9.1	8.4	6.3	7.0	7.4	8.0	9.2	9.9
	E+%	-	-	-	40.8	46.6	46.7	44.8	55.0	64.4	61.3	63.7	64.3
所有科目 * All Subjects	出席人數 No. sat	747 451	750 493	704 848	688 944	658 150	638 070	639 337	630 961	413 103	434 372	455 732	462 185
	A%	2.3	2.3	2.5	2.4	2.5	2.7	2.7	2.7	3.1	3.0	3.0	3.1
	C+%	17.3	17.9	19.0	18.9	19.5	20.5	20.7	21.3	24.9	25.0	25.5	25.2
	E+%	63.9	65.8	67.9	68.8	69.0	69.8	70.3	70.9	73.0	73.8	73.9	74.1

* 2007 至 2010 年的統計不包括中國語文及英國語文科。

The statistics of Chinese Language and English Language were excluded in the figures from 2007 to 2010.