

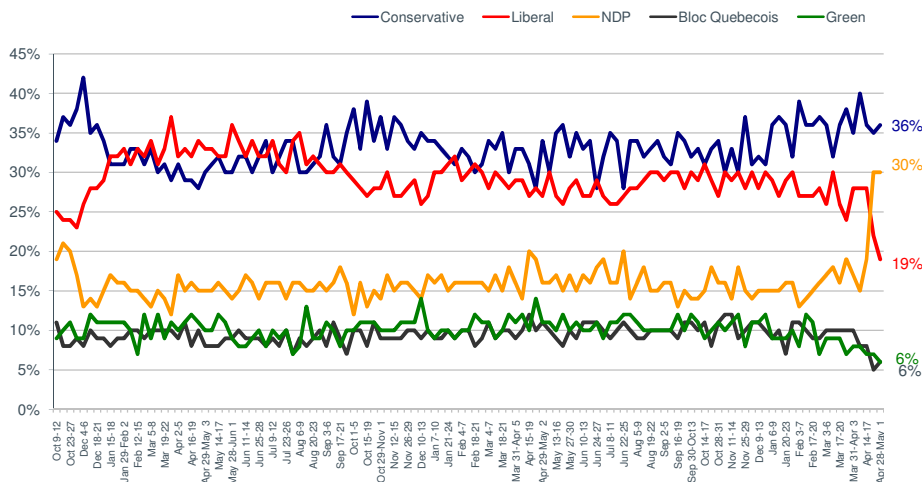
May 1, 2011

## Conservatives Lead by Six

The latest Canadian Press/Harris Decima measure of voting intentions reveals:

- Nationally, the Conservatives lead by 6 points.** Over the latest week, the Conservatives stand at 36%, to 30% for the NDP, 19% for the Liberals, 6% for the BQ, and 6% for the Greens. Over the last two weeks, the Conservatives stand at 35%, to 30% for the NDP, 21% for the Liberals, 6% for the BQ, and 6% for the Greens.

### National Vote Intention – One Week



#### FOR MORE INFORMATION

Allan Gregg  
Chairman  
agregg@harrisdecima.com  
harrisdecima.com

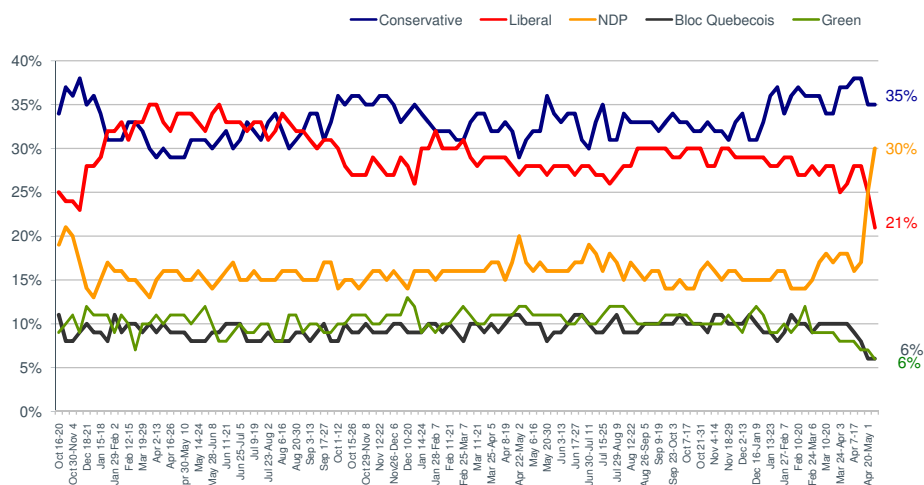
**OTTAWA**  
1800-160 Elgin St.  
Ottawa, Ontario, Canada  
K2P 2P7  
Tel: (613) 230-2200  
Fax: (613) 230-3793

**MONTREAL**  
400-1080 Beaver Hall Hill  
Montréal, Québec, Canada  
H2Z 1S8  
Tel: (514) 288-0037  
Fax: (514) 288-0138

**TORONTO**  
405-2345 Yonge St.  
Toronto, Ontario, Canada  
M4P 2E5  
Tel: (416) 962-2013  
Fax: (416) 962-0505

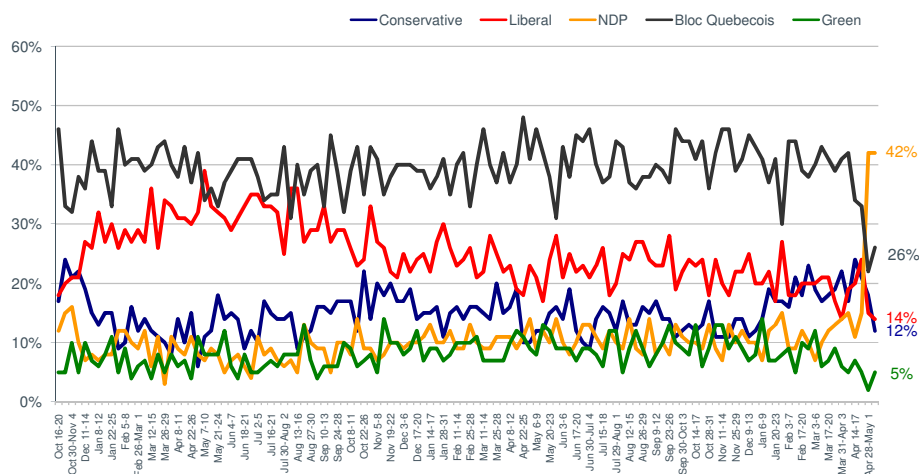
**VANCOUVER**  
500-666 Burrard St.  
Vancouver, British Columbia, Canada  
V6C 3P6  
Tel: (778) 370-1373  
Fax: (604) 601-2074

## National Vote Intention – Two Weeks

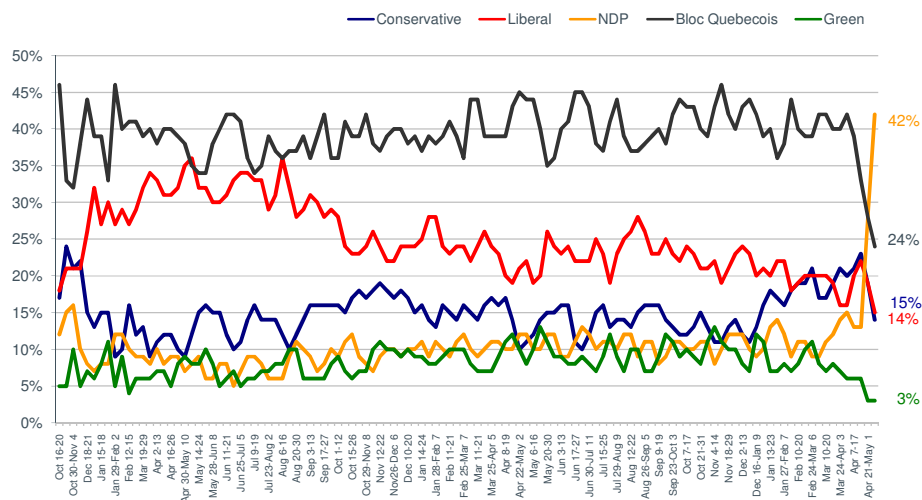


- **The NDP are well in front in Quebec.** Over the latest week, the NDP stands at 42%, the BQ is at 26%, the Liberals 14%, the Conservatives 12% and the Greens 5%. Over the last two weeks, the NDP is at 42%, the BQ 24%, the Conservatives 15%, the Liberals 14% and the Greens 3%.

## Quebec Voters – One Week

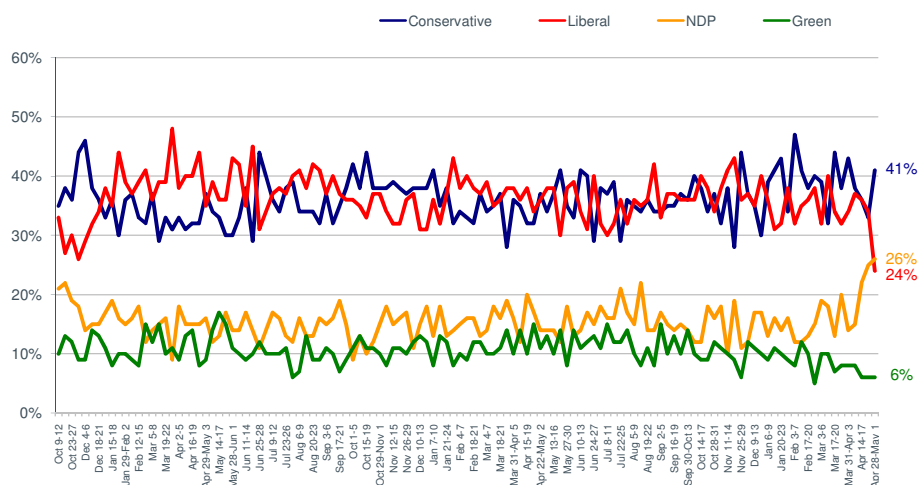


## Quebec Voters – Two Weeks

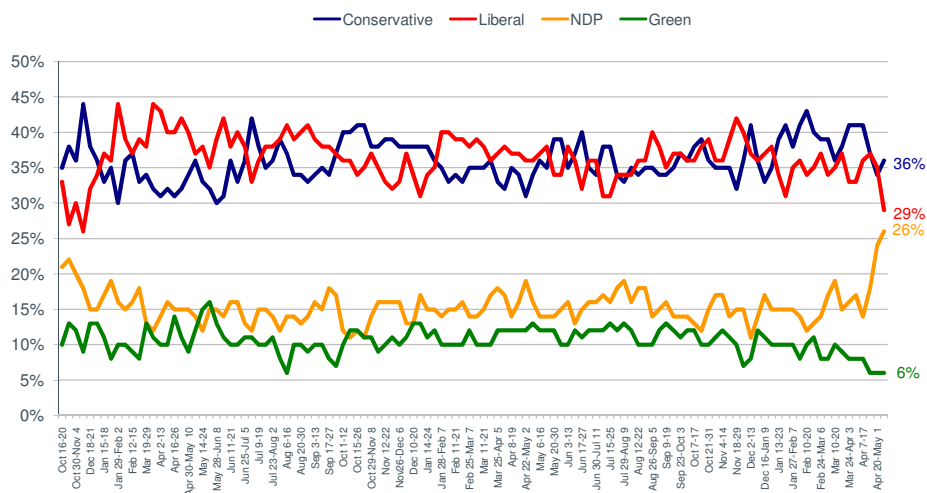


- The Conservatives are in front in Ontario.** In the latest week, the Conservatives are at 41%, the NDP 26%, the Liberals 24%, and the Greens are at 6%. Over the last two weeks, the Conservatives are at 36%, the Liberals 29%, the NDP 26% and the Greens 6%.

### Ontario Voters – One Week

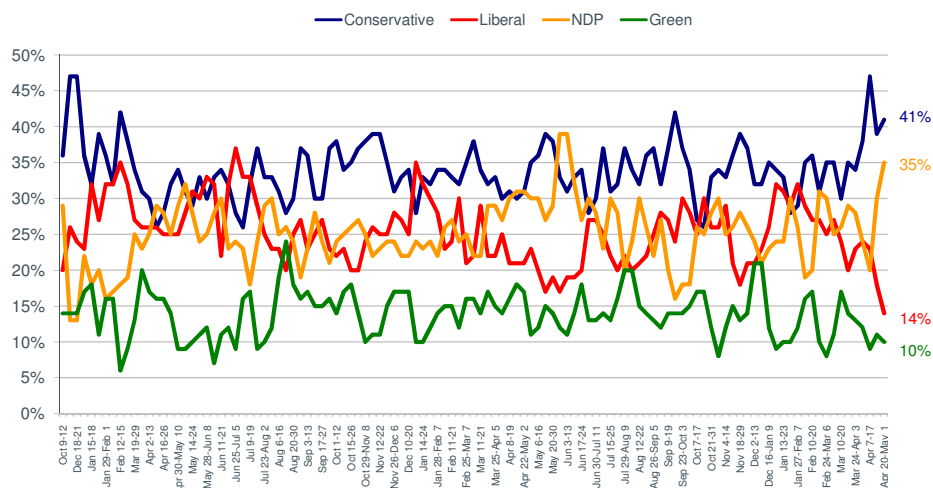


## Ontario Voters – Two Weeks



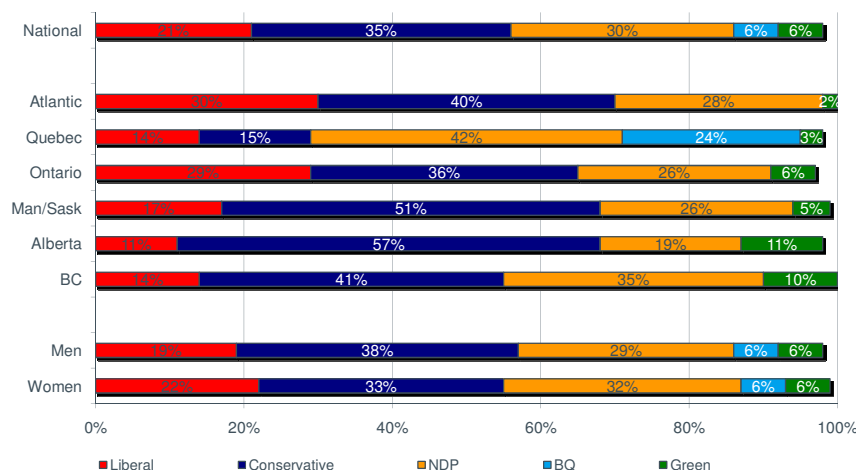
- **The Conservatives are ahead in BC.** Here, over the last two weeks, they stand at 41%, to 35% for the NDP, 14% for the Liberals and 10% for the Greens.

## B.C. Voters – Two Weeks



- **The Conservatives are well in front on the Prairies.** In **Manitoba and Saskatchewan** they hold 51% support, to 26% for the NDP, to 17% for the Liberals, and 5% for the Greens. In **Alberta** the Conservatives are at 57%, to 19% for the NDP, 11% for the Greens, and 11% for the Liberals.
- **The Conservatives hold a lead in Atlantic Canada.** Here, they stand at 40%, to 30% for the Liberals, 28% for the NDP and 2% for the Greens.

### National Vote Intention – 2 Weeks



Each week, Harris/Decima interviews just over 1000 Canadians through teleVox, the company's national telephone omnibus survey. The most recent data were gathered between April 28 and May 1, 2011 for 1,035 completes. A sample of the same size has a margin of error of 3.1%, 19 times out of 20. The two week data were gathered from April 20 to May 1, 2011 for 2,046



completes. A sample of the same size has a margin of error of 2.2%, 19 times out of 20.

	One Week MOE	Two Week MOE
National	3.1%	2.2%
Atlantic		6.8%
Quebec	6.2%	4.4%
Ontario	5.4%	3.8%
Man/Sask		6.8%
Alberta		6.9%
BC		6.2%