

About PI Motorsports, Inc.

Founded in 1996 by Jerry Sackett, and Dave Adler, PI Motorsports, Inc. fills the needs of DeTomaso enthusiasts all over the world. We proudly serve not only our local, Southern California owners but also owners in practically every country you can think of. We have worked hard to gain a great reputation as the one-stop shop for all things DeTomaso.

We offer the best available selection of both factory and after-market parts at discount prices. Check out our website for additional specials.

When it comes time to sell your DeTomaso automobile or to purchase a new car, we offer the largest selection of fine cars on the market. We provide consignment services to owners who seek to obtain the best possible prices for their cars. For buyers, we often have just the car you are looking for in stock or we can locate the car of your dreams. We can arrange financing, shipping and storage. Your purchase or sales experience will be pleasant and hassle-free.

If you are looking to restore, upgrade or modify your car, put PI Motorsports, Inc.'s experience to work for you. We have built show-winning cars and can create the automobile of your dreams and still fit your budget. Our service department can maintain your car and perform all the maintenance necessary to make your Pantera dependable and a pleasure to drive.

Whether you need



The "Hound from Hell" tube frame Pantera - Owner/Driver Jerry Sackett

anything from wheels and tires to a complete engine overhaul, you can trust us to provide prompt service at reasonable cost. We also offer maintenance and rebuilding services for your ZF transmission. PI Motorsports, Inc. has developed several engine packages that allow the Pantera owner to elevate the performance of their car to world class status. Powerful engines can be ordered from 400 to over 900 horsepower and even more. Matching the acceleration, we

offer high performance braking systems, aluminum cooling systems, bone-chilling air conditioning systems and comfortable and elegant interiors. About anything you can think of doing to a Pantera, we can create for you.

PI Motorsports, Inc. offers special discounts to Pantera Platinum Members. If you are not a Platinum Member already, please consider joining our premium member group. Besides discounts, you will also have access to our private technical hot line.

We look forward to serving your needs. Don't hesitate to contact us with your questions or if you want just good advice. We have over sixty year's experience between the three of us with the DeTomaso marque. We want to make you glad you are part of the DeTomaso community and help you to experience many years of Pantera motor-ing pleasure.

Thank you for choosing PI Motorsports, Inc.
Jerry & Dave



Group V Pantera - "Whiplash" - Pilot:Linda Adler

Additional discounts to Pantera Platinum Customers

Number 002



Owned and operated by DeTomaso enthusiasts

PI Motorsports, Inc./1

Ordering Instructions

We invite you to visit our showroom in the City of Orange, California. We are only minutes away from Disneyland. Our business hours are 9 AM to 5 PM Pacific Standard Time, Monday through Friday. We invite you to telephone us to discuss your application and needs. Our telephone number is (714) 744-1398. This catalog is subject to updating and customers are invited to view our parts catalog on the web at: www.pim.net. Everyone at PI Motorsports, Inc. works hard to make sure you get exactly what you want every time you order from us. If the parts you need are not in stock, we will order them for you.

Methods of payment

We accept MasterCard, VISA and money orders. The prices shown in our catalogs do not include California Sales Tax or shipping charges. Shipments outside the State of California are exempt from Sales Tax.

Methods of shipping

We ship most items by UPS Ground unless specified differently by the customer. Overseas shipping can also be arranged.

Returned Items

We do our best to make certain that the parts you receive are of the highest quality and correct for your car. However, should the need arise to return an

item, please be mindful of the following:

1. Return the part in the original box with the invoice number marked on the outside.
2. All returns must be sent prepaid. No collect shipments will be accepted. Insure the returned item for its full value to protect yourself against loss. Please call us before shipping any item. We recommend UPS Ground.
3. Returns will not be accepted 30 days after your receipt. Report any problems to us as soon as possible so that we may quickly correct your order. Returns will be subject to a 25% re-



stocking and handling fee. This is also true for all refused orders. There will be no returns on specially ordered items. Should the error be due to our fault, there will be no fee.

Product Warranties


Parts are sold without warranty other than those provided by the manufacturer, if any. Implied warranties, including warranties of merchantability or fitness for a particular purpose, are excluded. Parts used for racing or

competition are not warranted for wear or breakage under any circumstance.

Any part which, in our opinion, shows evidence of being used or installed contrary to manufacturer's instructions, and/or subjected to improper handling, packaging or shipping by the customer will not be eligible for exchange, refund, or warranty consideration.

Thank you

The PI Motorsports, Inc. Team



Owner: David Berman

www.pim.net Phone: (714) 744-1398

2/PI Motorsports, Inc.



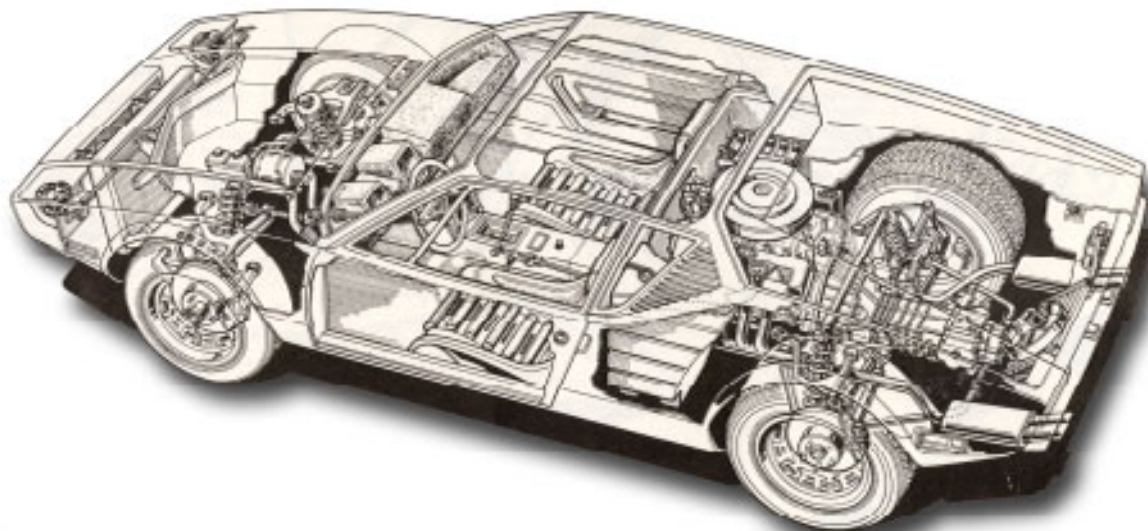
Friendly advice is just a phone call away
Catalogo Parti Di Ricambio - Parts Catalog



Table of Contents

Pantera

<u>Section</u>	<u>Topic</u>	<u>Page</u>
100	Engines and parts	4
200	Cooling system	8
300	Ignition and electrical system	9
400	Exhaust system	10
500	Air conditioning system	11
600	Suspension	12
700	Brake systems	14
800	Interiors	15
900	Wheels and tires	16
1000	Body panels and parts	17
1100	Special services	18
1200	Car care and maintenance items	20
1300	About Pantera International	22
1400	DeTomaso factory stock parts	23
1500	ZF Transmission parts	116
1600	DeTomaso racing parts	140
1700	Historical information	150



Additional discounts to Pantera Platinum Customers

Number 002



Owned and operated by DeTomaso enthusiasts

PI Motorsports, Inc./3



Section 100 Engines and parts

PI Motorsports, Inc. 427 crate motor powers Klas Norrhed's 1971 Pantera to the fastest Pantera Grand Prix title at the International DeTomaso Owner's Meeting at the Racing Circuit Pouilly en Auxois, France - June 28, 2002. Beating the nearest competitor by almost 20 kilometers per hour.

Klas relies on our **427 Crate Motor**. This is the same engine package that we offer to all of our customers. Developing over 500 horsepower and delivering more than 500 foot pounds of torque.

PI Motorsports, Inc. can also prepare engines for even higher horsepower requirements.

Engine contents: 427 cubic inch stroker motor. Based on a 351 Windsor. 4.030 bore and 4.170 stroke. No core charge. Edelbrock aluminum heads, Crane roller cam and rockers, stainless steel valves, H-beam rods, Edelbrock manifold, 9 quart oil pan, Holley carburetor and expertly blue printed. All at a value price.



PI Motorsports, Inc. 427 Crate motor

Here is what Klas told us:

"I bought this engine based on an ad I read in *Pantera International* magazine. The engine was shipped over to me in Sweden. It was easy to install. I use a 7,000 RPM chip in my MSD ignition. My shift light is set at 6,400 RPM. This engine pulls hard the whole way. I have over 7,000 kilometers on the engine, including the 4000 kilometer trip I took the car to France for the 2002 DeTomaso event. The engine runs cool at 160 degrees. I haven't even changed the plugs yet and have not had a problem. I was even surprised to find that the engine got better mileage than the stock engine it replaced. I am very satisfied with the engine. It has given me trouble free performance.

Klas Norrhed



Klas and Kimber Norrhed of Stockholm, Sweden



Klas Norrhed is shown racing in France






Section 100 - Engines and parts

- 100 Hammer - 427 cubic inch motor.** This is a "stroker" motor based on a 351 Windsor block. 4.030 bore and 4.170 stroke. No core charge. Aluminum heads, Crane roller cam and rockers, stainless steel valves, H-Beam rods, Edelbrock manifold, Pantera 427 valve covers, Demon carb and custom oil pan. Expertly blue printed with 550+ horsepower. Bolts right in. Will require different headers. Great engine for the street and the track.
- 101 Complete 427 cubic inch Hammer - Extreme motor.** A custom-built engine that will be created for your needs. Fuel injection, supercharging, nitrous or whatever upgrades your application requires. Call for more information.
- 102 351-C engine block cores.** If you require a used Cleveland engine, we can supply it.
- 103 351-W engine blocks.** New tall deck, Siamese bore wet or dry sump, Windsor style cylinder block.
- 104 Aluminum block.** For the customer who demands the best. All aluminum engine block. 351 or 302 cubic inches. Can be bored and stroked to 454 cubic inches. Legendary Fontana performance.
- 105 Cylinder heads - Stock heads for the 351-Cleveland.** Available bare or completely rebuilt to the customer's application.
- 106 Aussie 2V cylinder heads.** Aussie 2V heads. Generally unobtainable. Heads are in bare condition or can be built out with our own specification 3-angle valve job. The heads have been cleaned and magnafluxed.
- 107 4V Closed chamber cylinder heads.** Available bare or completely built out. In near-new condition. These heads are very hard to find in the high-performance world.
- 108 Aluminum cylinder heads.** The fast, easy way to bolt on horsepower. Each head weighs 22 pounds, 25 pounds less than cast iron. Available bare or completely built out to your specifications.
- 109 Aluminum 3V Cylinder Heads for the Cleveland.** After long being neglected by cylinder head manufacturers, owners of Ford Cleveland V8's can now enjoy the maximum flow potential, thermal efficiency and light-weight of purpose built heads from Australian cylinder head specialists. These heads feature the best elements of 4V and 2V designs with standard 4V valve sizes, flow a massive 321 CFM on the intake and 220 CFM on the exhaust, at just .650" valve lift, OUT OF THE BOX! Great attention has been paid to port cross sectional area to achieve these flow figures while still maintaining excellent air velocity for superior torque and throttle response. Incredibly light compared to regular cast iron, weighing just 24 pounds each, a weight savings of 28.5 pounds over the factory 2V iron head. These heads come bare with high-nickel chrome valve seat inserts, uncut to allow head porters to perform further work and create their own valve seat combinations. Standard 4V manifolding and valve train components allow for economical upgrading from cast iron heads.
- 110 Cylinder head stud kit.**
- 111 Head gaskets - Fel Pro brand.** 351C or 351W.
- 112 Complete gasket set** from Fel Pro. Includes intake gasket. 351C or 351W.
- 113 Stock intake manifold.** Limited supply as available. Can be painted or polished.
- 114 Aluminum Edelbrock manifold.** Available for Cleveland or Windsor. Can be polished or painted. Single four barrel carburetor.
- 115 PI Motorsports, Inc. Vapors aluminum manifold.** Increased performance delivering 15 more horsepower than a Roush manifold. Made of T6 aluminum. Single plane high rise design. Ready also for fuel injection. Deep plenum and isolated runners. Optimized cylinder to cylinder distribution. Exceptional power potential and value priced.
- 116 Aluminum dual 4 barrel intake manifold.** If you are aiming for over 600 horsepower, try this Edelbrock unit for Cleveland or Windsor applications.
- 117 351 NASCAR intake manifold** for use with Yates heads.



Left: For the latest in manifolds, PI Motorsports, Inc., is on the leading-edge. Check out this Edelbrock manifold for the 351C.

Right: A brace of Weber carburetors on an aluminum manifold is the perfect crowning touch for a Pantera's engine.



Below: The mighty PI Motorsports, Inc. 427 Crate motor. We call it the Hammer. Over 550 horsepower you can bolt in. Part number 100



Below: Aluminum cylinder heads. Available bare or fully assembled. Can also be polished and ported. Part number 108



Additional discounts to Pantera Platinum Customers

Number 002



Owned and operated by DeTomaso enthusiasts

PI Motorsports, Inc./5



Section 100 - Engines and parts

- 118 351W Single plane "Victor Jr." intake manifold.** For use with high-rpm applications of 3,500-7500 RPM.
- 119 Fuel injection aluminum manifold.** Available for Halltech, MoTech and throttle body applications.
- 120 Manifold bolts** for all listed manifolds. Allen head, stainless steel bolts and washers.
- 121 Complete electronic fuel injection set up.** Includes manifold, throttle bodies, fuel injectors, computer, linkage and air filters. Available for Cleveland or Windsor.
- 122 Carburetor - 600 CFM Holley** brand with vacuum secondary and electronic choke.
- 123 Carburetor - 650 CFM Holley** with vacuum secondary and electronic choke.
- 124 Carburetor - 750 CFM Holley** with vacuum secondary and electronic choke.
- 125 Carburetor - Fully blue printed. Holley 4150 HP.** Screw-in air bleeds, reusable Viton gaskets, notched float and jet extensions to prevent fuel starvation. Milled airhorn, choke tower and choke control. High flow throttle body with 1.75" bores. Dual inlet fuel bowls with brass floats, four corner idle system for improved idle control. High flow power valves and Viton tipped needle/.120 seat assembly. For the owner who demands the best in performance and precision.
- 126 Carburetor throttle cable - high performance.** Braided stainless steel and teflon coated for ease of operation and avoiding kinks.
- 127 Fuel line upgrade kit.** Braided stainless steel lines with AN fittings and high quality filters. Available for single and dual feed Holley carburetors.
- 128 Fuel pump-electric.** Don't starve your engine out of fuel. Especially important if you plan to take your car out on the track.
- 129 Fuel pump - mechanical.** Replace your stock unit.
- 130 Air cleaner.** Finned top with Pantera script. Black, carbon fiber, polished and natural finish.
- 131 Air cleaner filter.** K&N brand for increased performance and lifetime guarantee. Reusable.
- 132 Air cleaner filter cleaner.** Spray on application for top performance from your air cleaner.
- 133 Intake port plates.**
- 134 Exhaust port plates.**
- 135 Roller Bearing Thrust Plate.** A must for your roller cam motor. Lower friction, accurate cam thrust. Available in single and dual.
- 136 Titanium Racing Rods.** Superior materials combined with state-of-the-art heat treating and machining. Utilizes the latest CNC machining centers. Extremely light weight. Computer designed. Precision machined. to exact tolerances. Multi-stage stamped and heat treated materials. Highest quality allows Ti 6Al/4V (Grade 5). Unsurpassed durability and performance. ARP bolts.
- 137 Double Roller Timing Chain.** Full roller timing chain. Billet Gears. 9 position-degreeable. High quality roller chain.
- 138 Belt Drive - Windsor Only.** Now you can externally adjust your valve timing easily. Aluminum housing. Heavy duty belt drive. Less camshaft harmonics. Less wear on the valve train. Less horsepower to drive the assembly. All Hardware included for stock water pump. More accurate timing.
- 139 Bearings - Clevite 77.** For 351C and 351W.
351 Windsor Main Bearing Spacers. The spacers allow the use of a crank with Cleveland main journal diameter in a Windsor block. This reduces bearing speed, allowing for a much higher RPM while reducing oil temperature. Machining is required and the main thrust must be ground to a special width.
- 140 PI Motorsports, Inc. Dampner.** Features a billet hub and inertia ring with a special elastomer coupler.
- 141 Ford Dampner.** A stock replacement unit for your Cleveland or Windsor.



Is it time for restoration?

- Pantera values have held steady through thick and thin. Do you realize that your Pantera is worth more than most Ferrari 308's and that you could probably buy 6-12 Porsche 928's for what your clean Pantera is worth?
- Most owners we work with swear that their Pantera will be a permanent part of their collection or that their wife's next husband will probably enjoy the car as much as they did. We look forward to our children to someday take over our car and they can get great pleasure from the Pantera, maybe even more than we did.
- Sadly, the tin worm, shabby workmanship, outdated systems, worn-out parts and crap paint can spoil the Pantera experience and devastate the market value and enjoyment of your car.
- Trust PI Motorsports, Inc. to restore your Pantera when you are ready to make the move. Rust repair, GT4 upgrades, custom bodywork, custom interior, bone-stock restorations, paint work, engine upgrades, suspension and brake work and much more are our specialty.
- Email or call us to discuss your future plans for your incredible Pantera. Put our experience to work and get your car ready for the next 35 years.

www.pim.net Phone: (714) 744-1398

6/PI Motorsports, Inc.



Friendly advice is just a phone call away


Catalogo Parti Di Ricambio - Parts Catalog



Section 100 - Engines and parts

- 142 **Oil Pan. Special construction.** 10 quart. Built to our specifications.
- 143 **Oil pan pickup.**
- 144 **Oil Pump.** Hi-volume. Important protection for stock and modified engines.
- 145 **Main Girdle.** Strengthen your bottom end. CNC machined laser-cut premium steel, main girdles. Ties your main caps preventing main cap flex and walk. Bolt in with no trips to the machine shop. Minimizes your chances on crank and block breakage. Includes bolts or studs, nuts and spacer with instructions. For 351W or 351C.
- 146 **Rear Main Seals.** Specify 351W or 351C.
- 147 **Oil Pan Gaskets.** 351C or 351W.
- 148 **Intake Gaskets.** 351C or 351W.
- 149 **Collector Gaskets.** Specify size.
- 149A **Head Gaskets - Copper** construction for the 351W
- 150 **Valve Cover Gaskets.** 351C or 351W.
- 151 **Timing Cover Set.** 351C or 351W.
- 152 **Header Gaskets.** 351C or 351W.
- 153 **PI Motorsports Camshafts.** These performance cams are specially selected by us for all conditions, from street to full race. Let us supply the right cam for your application.
- 154 **Stainless Steel Valves.** Swirl polished undercut stem and under head radius. Hard chrome stems and hardened tips. 351C or 351W.
- 155 **Aluminum Roller Rockers.** Increased strength and durability. CNC machine centers. 351C or 351W.
- 156 **Valve Springs.** Replace your stock valve springs with new ones. Stronger than stock and fit in the stock spring seats. Call for your application.
- 157 **Valve Spring Retainers.**
- 158 **Valve Locks.**
- 159 **PIM Lifters.** Hydraulic, solid or roller. 351C or 351W.
- 160 **PIM Pushrods.** Available hardened for use with guide plates using hydraulic, hydraulic roller or solid cams. Also available for use with solid cams and very aggressive solid roller cams. Specify length. 351C or 351W.
- 161 **Crankshafts.** Available in stock and stroker configurations. Please contact us to discuss your application.
- 162 **Crankshaft Pilot Bearing.**
- 163 **Nitrous Systems.** Available from 100-1000 horsepower.
- 164 **Plug Wires.** Precut ignition wires are ready to put on. Low ohm ignition wire with high temperature black rubber boots.
- 165 **Valve Covers.** Available with or without logos, fins, black, brushed or chromed. 351C or 351W. Breathers for PCV and oil. Set of two.
- 166 **Dip Stick.**
- 167 **Dip Stick Housing.** Polished stainless steel.
- 168 **Spark Plug Wire Holders.** Aluminum billet. Black or brushed.
- 169 **Alternator.** 100 amp with built in regulator.
- 170 **Starter Motor.** Maximum torque for easier starting and compact size.
- 171 **Water Pump.** High volume. Aluminum construction. 351C or 351W.
- 172 **Motor Mounts.** Stock replacement items.
- 173 **Fuel Cells.** Custom fabricated for your application.
- 174 **Dry Sump Oiling System.** Custom fabricated for your application.
- 175 **Oil Cooler Kit.** Includes stainless splash shield, braided stainless steel lines, fittings, oil cooler and adaptor plate.
- 176 **Oil Pressure Sender Relocation Kit.**
- 177 **PI Motorsports Free Flow Fuel Filters.** Designed for carbureted systems. Maximum flow for the Pantera.
- 178 **Throttle Cable.** Replacement for stock unit.
- 179 **Throttle Return Spring and Bracket.** Our kit will permit you to add another spring for increased safety. Fuel Lines. Replacement for stock item.
- 181 **Fuel Filter.** Advanced fuel flow design. For EFI and carbs up to 1,000 horsepower.
- 182 **Aluminum Water Neck.** Includes two chrome Allen bolts and an O-ring seal. Highly polished for sharp appearance.
- 183 **Fan Belt Set.** Replaces stock belts.

Below: Two examples of our engine-building artistry. The engine on the left develops 580 horsepower while the engine on the right has 2 4-bbl. carbs and Nitrous. Horsepower output is over 700. Detailing is immaculate.



Additional discounts to Pantera Platinum Customers

Number 002



Owned and operated by DeTomaso enthusiasts

PI Motorsports, Inc./7




Section 200 Cooling System

- 200 Radiator - Stock replacement.** Improved cooling over stock unit.
- 201 Radiator - Aluminum.** State of the art Fluidyne brand especially configured for the Pantera. Weight savings and superior cooling attributes.
- 202 Fan - Stock replacement.** Better than original component. 850 CFM. Mounts in front of the radiator as came originally.
- 203 Fan - "Sucker style".** Used in "lay-down" configured radiator. Maximum 1250 CFM with 14 inch blades.
- 204 Radiator Sensors.** Includes gasket.
- 205 Fan Diode.**
- 206 Radiator installation mounting kit.** Used to enable the "lay-down" radiator installation.
- 207 Pressure Tank - Stock.** Steel construction. Send us your stock unit and we will return it as new and powder coated.
- 208 Pressure Tank - PI Motorsports.** Our upgraded stainless steel unit. Mirror like finish.
- 209 Overflow Tank - Stock.** Send us your stock steel unit and we will return it as new and powder coated.
- 210 Overflow Tank - PI Motorsports.** Our upgraded stainless steel unit. Mirror like finish.
- 211 Tank Holder Bracket.** Billet aluminum and highly polished.
- 212 Hood Vents - Black, aluminum billet.** Requires cutting of stock hood. Improves hot air exhaust from under front hood.
- 213 Radiator Cover.** Available polished or natural.
- 214 Water Tubes.** Available in stainless steel or polished.
- 215 Radiator Pressure Cap.** Replace your old unit yearly to obtain best performance.
- 216 Thermostats.** 160 and 180 degrees. Includes gasket.
- 217 Hose Kits.** Select from stock type or silicone.
- 218 Hose Clamps.**
- 219 Shut Off Valves.** Safeguard your interior from dangerous coolant leakage.
- 220 Water Pump.** Stock replacement
- 221 Water Pump-Aluminum.** High performance unit. Improved performance and weight savings.
- 222 Water Wetter.** Add this solution to your water for additional cooling properties.



Above: Replacement water tanks. **Part numbers 208 and 210.**



Above: GT5 hood vents. Allow hot air to escape from under your front hood and promote cooling. **Part number 212**



Above: Special fabrication radiator cover finished in black. **Part number 213**

Below: We offer our customers this Fluidyne brand, aluminum radiator. Specially prepared for use in Panteras. Takes weight off your car as well. **Part number 201**



Below: Shown are our Arctic fans mounted in "sucker" configuration. The radiator has been slanted forward to permit the two fans to attach to the rear of the radiator. Combined with our aluminum radiator, your car should run much cooler. **Part number 203**



Section 300 Ignition & electrical system

- 300 PI Motorsports Electronic Ignition** - Complete kit includes MSD brand spark box, coil and tach adapter.
- 301 Ford Electronic Magnetic Distributor** - Specify Cleveland or Windsor.
- 302 Ford Electronic Distributor Cap** - Specify Cleveland or Windsor.
- 303 Ford Electronic Distributor Rotor** - Specify Cleveland or Windsor.
- 304 Ford Distributor Gear** - Buy an extra one to keep as a spare. Specify Cleveland or Windsor.
- 305 Billet Distributor Gear** - For billet camshaft. Specify Cleveland or Windsor.
- 306 MSD Distributor.** Specify Cleveland or Windsor. Superb Durable and rock steady performance.
- 307 MSD 6AL Spark Box** - Our most popular upgrade, with rev limiter.
- 308 MSD RPM Chips** - Available in different RPM ranges.
- 309 MSD Coil.** Always be sure to match components.
- 310 MSD Adjustable Timing Control.** Remote unit allows you to adjust your timing from your driver's seat. Must be used with MSD ignition.
- 311 Ford SVO Ignition Wiring** - complete set includes: JSD or Accel wiring set.
- 313 Spark plugs** - set of eight. Let us recommend the correct plug for your application.
- 314 Spark Plug Gapping Pliers** - Even the best plug won't function properly if it is not gapped correctly. Have your own pliers on hand.
- 315 100 Amp Alternator** - This mini-powerhouse will easily power all your accessories including high zoot sound systems and energy draining lights.
- 316 Hi-Torque Starter** - Our specially selected starter utilizes less space and offers easier and more reliable cranking power.
- 317 Starter** - Standard replacement unit.
- 318 Spark Plug Wire Loom Holders** - Don't drape your plug wires over your engine like a nest of snakes. Dress up the engine compartment.
- 319 Spark Plug Wire Divider** - Separates your wires to minimize interference and keeps the wires from frying on the headers.
- 320 Dry Cell Battery** - 920 cold cranking amps. Lasts 2-3 times more than a conventional battery. Zero maintenance. No leaks, spills or corrosion. Install in any position.
- 321 Battery Box** - Tough box with an airtight lid. Comes with vent tube and tie downs.
- 321A Battery cover** - Dress up your front hood compartment with our billet aluminum, battery cover with Isis logo.
- 322 Battery shut-off switch** - Mounts on battery. Easy installation and use. Important if you are storing your car.
- 323 Electrical System Shut-Off.** For competition cars. OMP brand with electrical sticker.
- 324 Battery tie-down** - Secure your battery from movement and add safety margin in the event of a roll over.
- 325 Gauge Sets** - VDO brand. White, black or carbon fiber faces.
- 326 Ignition Timing Light** - Perform your own tune-ups with this accurate tool.
- 327 Alternator Mounting Bracket** - Use in conjunction with the PI Motorsports upgraded 100 amp alternator.
- 328 Wiring Harness** - Re-wiring your car? Please call us to discuss your application and for pricing and availability.
- 329 Battery Cable Kit.** Replace your old cables with our fresh stock. Will improve starting in some situations.



Left: The most popular ignition module for the Pantera is the MSD6AL. Let PI Motorsports, Inc. design the ideal system for your application. Simply give us a call for fast and friendly advice.

Below: PI Motorsports, Inc. offers several starter choices. From a stock engine to an ultra-high performance motor, we can select the starter best suited for your needs.

Below: When it comes to distributors, we can prepare a modern system or even disguise modern components in a stock-appearing distributor housing.

Below: Dry cell battery. Does not require maintenance. Will not spill. **Part number 320**



Additional discounts to Pantera Platinum Customers

Number 002

Owned and operated by DeTomaso enthusiasts

PI Motorsports, Inc./9

Section 400 Exhaust System

- 400 PI Motorsports, Inc. "Big Throat" Header system.** Over 25 years of research and development. The clear leader in exhaust systems for the Pantera. Can use with or without stock mufflers. Available with or without ceramic coating. Specify Cleveland or Windsor.
- 401 Header Gaskets.** Use the right gasket for your new headers. Specify Cleveland or Windsor. Fits steel or aluminum heads.
- 402 Header Bolt Kit.** Your headers won't fall off with these stainless steel socket heads.
- 403 Collector Gaskets.** 3 holes. Specify size needed.
- 404 PI Motorsports, Inc. Mufflers.** Designed and fabricated to our specifications from stainless steel. Great performance and low restriction. Sounds awesome and value priced.
- 405 PI Motorsports, Inc. Chrome Tips.** Fluted angle, looks nearly stock. Slips on with welding required.
- 406 Muffler Hangers.** Black rubber. Keeps your mufflers where they should be.
- 407 Exhaust Wrap.** Available in 1 and 2 inch widths. Serves as a heat barrier to keep engines and driving compartments cool. Controls heat in exhaust system for a performance boost.
- 408 SuperTrapp Mufflers.** For competition use. Polished stainless steel housing. Tuneable exhaust performance and silencing capabilities.
- 409 Aluminized Heat Barrier.** Woven silica with highly reflective aluminized surface. Blocks radiant heat up to 2000 degrees. 40" X 36" sheet.

Below and top right: These are our Big Throat headers. Available for the 351C and the 351W. The headers shown have been ceramic coated which offers improved cooling and easy maintenance. Over 25 years of development. Increased horsepower and performance. Superb fit. Shown on our 427 Crate motor. Part number 400



Below: PI Motorsports, Inc. stainless steel mufflers and fluted tips. Low cost and great sounds. Part number 404






Section 500 Air conditioning System

- 500 Air Conditioning Rotary Style Pump (R12)**
- 501 Air Conditioning Rotary Style Pump (R134A)**
- 502 Air Conditioner Condenser - rear mount**
- 503 Air Conditioner Condenser Cover** (polished or anodized)
- 504 Air Conditioner Condenser Fan** - rear mount
- 505 Air Conditioner Condensor and Fan** - side mount in front or right rear tire.
- 506 A/C belts**
- 507 Receiver dryer**
- 508 Receiver dryer - R134 A**
- 509 Receiver dryer insulation pad**
- 510 Air conditioner pump mounting bracket**
- 511 Air conditioner pump mounting bracket** (Windsor application)
- 512 Air conditioner idler belt pulley**
- 513 Air conditioner pump belt**
- 514 Air conditioner hose kit** - R12 applications
- 515 Air conditioner hose kit** - front mount condenser with lay down radiator
- 516 Evaporator** - under dash installation for R12 or R134A
- 517 Under dash three speed fan assembly**
- 518 Heater shut-off valve with clamps**
- 519 Vents** - dashboard (1971-1979)
- 520 Vents** - dashboard (1980-96)
- 521 A/C and heater face control panel**
- 522 Bracket** - Supports A/C pump and alternator. Specify Windsor or Cleveland.

Right: This Norway based Pantera runs a custom interior and A/C system custom built by PIM.

Below: Our new style air conditioning condensor. Can also be mounted remotely in right rear wheel well. Comes with fan. Part number 505



Additional discounts to Pantera Platinum Customers
Number 002




Owned and operated by DeTomaso enthusiasts

PI Motorsports, Inc./11

Section 600 Suspension

- 600 PI Motorsports, Inc. Aluminum Shock Absorbers.** A very special set of shocks for a great car. The Pantera demands the best and you can have it at the lowest price anywhere. This set includes four, 12-way adjustable and rebuildable, aluminum billet shocks. You can adjust the compression and rebound to your tastes. Includes special bearing mounts and springs. You may select the spring rates appropriate for your car. Exceptional on track.
- 600a Aluminum shock absorber bolt and bushing set.** Permits the proper installation of our aluminum shocks.
- 601 Shock Absorbers- Stock Replacement.** Can be used as upgrade to stock shocks. Good for street use.
- 602 Shock Absorbers - Koni Brand.** For those enthusiasts who insist on Koni, PI Motorsports, Inc. can supply you with the right shock.
- 603 Shock absorber bushings.** Polyurethane with stainless steel inserts.
- 604 Springs-Stock Replacement.** Return your car to its stock ride.
- 605 Springs-Racing/High Performance.** Available in multiple rates to your requirements. Designed to withstand the high stress levels of modern racing suspensions. High quality chrome silicone steel and heat treated. Powder-coated finish. Guaranteed within 5% of advertised rate. Shorter lengths available.
- 606 PI Motorsports, Inc. Group 5 Suspension system.** Created on a CNC machine from billet aluminum. This set includes all eight control arms, all ball joints, bushings, rod ends and more. You will no longer be a slave to those expensive ball joints, instead, you can install low-cost, easily available units that can be found on any Pep Boys or Kragen shelf. All four corners of our suspension system are fully adjustable by stainless steel 3/4 inch rod ends fitted with polyurethane bushings that can be offset for additional caster. This system includes all hardware and ball joints as shown, right down to the last washer and Cotter key.
- 607 PI Motorsports, Inc. Chassis Strengthening Components - Front only.** Parts needed to strengthen the front end only.
- 608 PI Motorsports, Inc. Chassis Strengthening Components - Rear only.** Parts needed to strengthen the rear end only.
- 609 Half-Shafts-Stock.** Rebuilt stock replacements. Exchange required. Use on stock, street driven cars.
- 610 Half-Shafts-High Performance.** Super-duty shafts developed for our customers who demanded equipment that could stand up to high horsepower applications in excess of 700 HP. Are also suitable for street cars. 100,000 mile guarantee.
- 611 Half-Shaft Plating.** We can finish your shafts in cad plate or powder paint at extra charge.
- 612 Half-Shaft Nuts and Bolts Set.** 16 pieces.
- 613 U-Joint Stock Style.**
- 614 U-Joint Spicer Type.**
- 615 U-Joint Logo Cap.** Covers the cap with a DeTomaso logo.
- 616 U-Joint Grease Shields.** Prevents grease from being tossed around the engine bay. Polished stainless steel construction.
- 617 Axles - Right and Left Rear.** Steel billet. Rugged construction.
- 618 Axle Bearings.** Use two for each axle.
- 619 Rear Axle Spacers.**
- 620 Rear Axle Nuts.** Specify right or left side.
- 621 Axle Nut Tool.** Needed to apply appropriate force.
- 622 Sway Bar - Rear - Stock replacement.**
- 623 Sway Bar - Rear - Stock with chrome plated finish.**
- 624 Sway Bar - Rear - 7/8" Diameter. Powder painted finish.**
- 625 Sway Bar - Rear - 7/8" Diameter. Chrome finish.**
- 626 Sway Bar - Rear - 1" Diameter. Powder painted finish.**
- 627 Sway Bar - Rear - 1" Diameter. Chrome finish.**
- 628 Sway Bar - Front.** Hollow 1". Powder coated.
- 629 Sway Bar Bushings.** Polyurethane composition. 8 pieces.

Below: Group 5 Suspension system is made from billet aluminum and features amazing looks with race-inspired adjustability.



Below: Shown are the PIMotorsports, Inc. aluminum adjustable shocks, Group 5 A-arm and half-shafts.



All components have been expertly polished

www.pim.net Phone: (714) 744-1398

12/PI Motorsports, Inc.



Friendly advice is just a phone call away

Catalogo Parti Di Ricambio - Parts Catalog




Section 600 Suspension

- 630 Sway Bar Mounting Bracket.** Billet construction with DeTomaso logo.
- 631 Rear Sway Bar Cover Plate.** Aluminum with black wrinkle paint and DeTomaso text.
- 632 Sway Bar Heim Joint End.**
- 633 Jacking Pads.** Steel construction. Bolts on or weld.
- 634 Hub Carrier.** Exchange required. We rebuild to our exacting specifications for you to bolt onto your car.
- 635 Suspension Powder Coating.** Exchange required. We powder paint your A-Arms, springs and sway bar brackets.
- 636 Ball Joint Boots.** Front and rear set.
- 637 Ball Joint Boots.** Front set.
- 638 Ball Joint Boots.** Rear set.
- 639 A-Arm Bushings.** Polyurethane construction.
- 640 A-Arm Bushings with sleeves.**
- 641 A-Arm Cover. Stainless steel.**
- 642 A-Arm Cover. Aluminum.**
- 643 Camber Lock Kit.** Used on the front end to retain upper ball joint.
- 644 Front Wheel Bearings.** 4 pieces.
- 645 Front Wheel Seals.**
- 646 Rack & Pinion Rebuild.** Supply us with your stock unit and we will overhaul it for you to our specifications.
- 647 Rack & Pinion Rebuild Kit.** The parts you need to accomplish the job yourself with bushing and dust boots.
- 648 Rack & Pinion Dust Boots.**




Above: PI Motorsports, Inc. Bushmaster bushing set. Made in Italy, these replacement bushings are as used in the original Pantera.

PI Motorsports, Inc.
BUSHMASTER BUSHINGS

Above: Replacement Ball Joint Set. Compare our set of new, factory ball joints to our competitor's original parts which are priced at \$2,516.85. These brand new parts offer a perfect fit and a great update for your Pantera if your car's current parts are tired or you are in the process of restoring your car. Direct replacement. The set comes as shown with all parts displayed. **Left:** This "driver" type Pantera has a simple to install, bolt-on DeTomaso plaque over the rear cross-member. The plaque is finned with contrasting black finish. The DeTomaso script is cast into the item with the Isis logo. The sway bar has been chromed.



Additional discounts to Pantera Platinum Customers

Number 002




Owned and operated by DeTomaso enthusiasts


PI Motorsports, Inc./13

Section 700 Brake System

- 700 PIM Stock Brake System.** Value leading system upgrade for street use Panteras. System includes front and rear calipers, brake pads, aluminum master cylinder, braided stainless steel brake lines and all fittings. Use your stock rotors. Exchange required of stock calipers.
- 701 PIM Group 5 Brake System.** Utilizes 4 Wilwood brand 4 piston calipers, 4 ventilated rotors, PIM master cylinder, adapters, flex lines, all brackets, aircraft nuts and bolts. Recommended for improved street driving and light track driving, such as at club events or rallies.
- 704 Brembo Brake System.** The very high end of braking systems available for the Pantera. Offered as a kit only with massive rotors, calipers and mounting hardware.
- 705 Emergency brake kit.** Add an e-brake to your above system using Wilwood parts.
- 706 Master Cylinder** -Looks like the original unit. This is a new master with 1 1/8 inch bore for improved performance and stock look. Bolts right in.
- 706A Master Cylinder - Stock Replacement.** Re-manufactured with new components that meet or exceed stock specifications.
- 707 Master Cylinder - Dual reservoir style** with proportioning function. Recommended for racing applications.
- 708 Stock Brake Rotors.**
- 709 Proportioning Valve - stock.**
- 710 Proportioning Valve - Wilwood Brand.** Regulate from under the hood or the interior.
- 711 Wilwood Brake Rotors.** Sizes can be provided for your application.
- 712 Stock Brake Calipers.** Rebuilt units. Exchange required. Wilwood Brake Calipers. Sold separate from our kit.
- 714 Brake Booster.** Replaces the stock unit. Re-manufactured with new parts.
- 715 Brake Booster - Electric vacuum.** Maintains constant vacuum at all times. A must for radical cams.
- 716 Brake Lines - Hard.** Stainless steel with fittings and connectors.
- 717 Brake Lines - Flexible.** For use on stock cars. Includes fittings.
- 718 Brake Caliper Rebuild Kit.** For those enthusiasts who prefer to do it themselves. For stock components.
- 719 Brake Pads - Stock Replacement.**
- 720 Brake Pads - Cheetah.** Available in street, super-duty and racing versions. Carbon Kevlar composition. More grip without devouring your rotors. Let us help you select the right grade for your car.
- 722 Brake Fluid - Motul Brand 600 Racing.** DOT 4. Dry 585F, Wet 421 F. Half liter container.
- 723 Emergency Brake Lock.** Replaces stock emergency brake lever with improved control



PI Motorsports, Inc. Cheetah brake pads are the best money can buy.






Section 800 Interior

- 801 PI Motorsports Seats.** We upholster your current stock seats with high quality leather of your selection. Stock style or Maserati "wrinkle-look" as found in the GT5 and GT5S. The customer can also specify changes to shape of the seat such as bolsters, seat thickness and support.
- 802 PI Motorsports Seats Complete.** Same as above with our supplying the seats.
- 803 Racing Seats.** We supply MOMO, Corbeau and OMP brands to your selection. Please call for pricing and availability.
- 804 Carbon Fiber Lower Dash Panel.** Apply the high tech look of carbon fiber to your lower dash. Retain stock gauges.
- 805 Carbon Fiber Bulkhead Cover.** Replaces stock unit. Great appearance.
- 806 Carbon Fiber Shifter Backing Plate.** Installs under your shift gate.
- 807 Steering Wheel - MOMO Brand.** Chose from several styles including the Prototipo. We offer sizes including 12, 13 and 14 inch. 3 and 4 spoke patterns.
- 808 Steering Wheel - LeCarra Brand.** 12, 13 and 14 inch sizes.
- 809 Steering Wheel Hub.**
- 810 Steering Wheel Hub - Removable.** Easier entry and exit with increased security.
- 811 Floor Mats.** Available with Isis logo, Pantera script, both logo and script and plain.
- 812 Front Trunk Mat.** Pantera logo and script embroidered.
- 813 Carpet Replacement Kit.** All years available.
- 814 Seat Belts.** Replacement for stock with retractors.
- 815 Seat Belts - Competition.** OMP and Simpson Brand. 4, 5 and 6 points. Please call for pricing and availability.
- 816 Seat Belt Bracket Bar.** Travels behind seats along bulkhead to secure seat belts to.
- 817 Seat Tracks.** Rebuilt with new rollers and cad plated.
- 818 Dash Inserts.** Available in burlwood and carbon fiber.
- 819 Headlight Switch.**
- 820 Fan Switch.**
- 821 Windowlift Switch.**
- 822 Shift Knob - Aluminum Billet.** Includes DeTomaso logo.
- 823 Shift Gate - Billet aluminum.** Available in regular and thick with choice of number styles
- 824 Shifter Boot.** Rubber construction.
- 825 Window Gears.** Superior to stock. Made from solid brass.
- 826 Window Motors.** Improved performance and reliability.
- 827 Door Sill Plates.** Select from carbon fiber, brushed or stainless finish.
- 829 Fire Extinguisher.** Can bolt into interior or on roll bar.
- 830 Fire Suppression System.** OMP brand. Select electric or manual and number of nozzles
- 831 Door Jam I.D. Plate.** Select from Pre "L" or L.
- 832 Bulkhead Reduction Kit.** Permits installation of flat bulkhead and allows further travel of passenger seat.
- 833 Secondary Gauge Set.** Select from white faced, carbon fiber or black. Chrome bezels. Includes fuel, oil temperature, water temperature and alternator.
- 834 Roll Bar.** Bolt in style.
- 835 Roll Cage.** Complete cage for passenger compartment with additional supports traveling into the engine compartment. Requires welding and bolting in.
- 836 Speedometer Cable.**
- 838 Emergency Brake Lock.** Discard your current brake lever.
- 839 Window Whisker Update Kit.** Includes clips and window runs.
- 840 Dash Cover.** For early or late style dashboard with or without vent holes.
- 841 Pedal Covers.** Many styles to choose from. Easy to attach.



Left: These custom-built seats were created using old seats supplied by our customer. Elegant, perforated leather was selected. The embossed look Isis logo sets these comfortable seats off in a unique way.

Below: Our plush floor mats with the Pantera script and Isis logos.



Additional discounts to Pantera Platinum Customers

Number 002



Owned and operated by DeTomaso enthusiasts

PI Motorsports, Inc./15

Section 900 Wheels & Tires



**PI Motorsports, Inc.
Pantera LeMans Wheels**
The flavor of the Pantera Gruppo IV but with our own distinct touches. Forged aluminum center precision welded into an aluminum rim. American quality built right here in Southern California to our order. Fits stock bodied Panteras. 17 X 8 front and 17 X 11 rears. Great fit and clearance all around. Isis logo center cap engraving. Incredible polished finish. Looks amazing with big brake rotors. Wider sizes available.



Looking for a low cost, American built aluminum wheel?
PI Motorsports, Inc. can now offer a 2-piece, welded wheel that harkens back to the popular BBS or Touring car wheels. Compare this wheel to the HRE and Kinesis wheels that sell for over \$1,000-1,500 each! Lightweight and brilliantly polished. Short delivery time - 2-4 weeks not months. You read right. Built in Southern California to our specifications. 17 X 8 and 17 X 11 inch sizes that will clear your fenders. Includes center cap with Isis logo. The bolts are decorative only. Tire packages available. Custom sizes upon order.



DAYTONA 351

Are you a Cobra fan and have a desire to import some of that DNA to your Pantera? This wheel should easily address your need.

- Two-piece billet construction
- CNC precision with polished surfaces
- 3-bladed spinner cleverly conceals lug nuts
- 8 and 11 inch widths with 17 inch diameter rims.
- Sold as a set with spinner caps, tires and valve stems




Heritage

17 inch Campy look wheels but with higher definition CNC work. Not available anywhere else. Accept no substitutes. Polished to jeweler like quality, with new tires. Made from 6061-T6 forged aluminum with one piece aluminum spun outer rim.



California 10 spokes

- Precision built billet aluminum wheel.
- Polished front and back.
- 17 X 8 inch size for the front and 17 X 11 inch for the rear
- Set comes complete with center caps, Isis emblems and lug nuts



GT/4 Pantera conversion by PI Motorsports, Inc. runs special 17 inch oversize aluminum wheels.

PI Motorsports, Inc. offers many styles of wheels that are suitable for the Pantera. We also carry most major brands of tires at discount prices.





Section 1000 Body panels

- 1001 Carbon Fiber Rear Decklid.** Rendered from show quality twill, clear coated and painted. Incredible looks and weight-savings.
- 1002 Fiberglass Rear Decklid.** High quality and ready for painting.
- 1003 Carbon Fiber Front Decklid.** Rendered from show quality twill, clear coated and painted. Fantastic looks and weight-savings.
- 1004 Fiberglass Front Decklid.** High quality and ready for painting.
- 1005 Aluminum Front Decklid.** Please call for pricing and availability.
- 1006 Aluminum Rear Decklid.** Please call for pricing and availability.
- 1007 Steel Front Decklid.** Please call for pricing and availability.
- 1008 Steel Rear Decklid.** Please call for pricing and availability.
- 1009 Carbon Fiber "L" Style Front Bumper.**
- 1010 Fiberglass "L" Style Front Bumper.**
- 1011 Fiberglass Pre "L" Front Bumperettes.**
- 1012 Fiberglass Pre "L" Rear Bumperettes.**
- 1013 Factory Bumpers - L and Pre "L".** Please call for pricing and availability.
- 1014 Carbon Fiber Side Scoops.** Attractive way to cover rear side windows and force cool air into the engine compartment.
- 1015 Sugar Scoop Boxer Style Wing.** Mounts behind the roof as in Euro cars. Available in carbon fiber or fiber glass.
- 1017 Delta Wing.** Available in carbon fiber or fiberglass.
- 1018 Delta Wing Tips.** Available with or without Pantera script.
- 1019 Amerisport Rear Wing.** Available in carbon fiber or fiberglass with stop light.
- 1020 GTS Style Front Spoiler.** Available in carbon fiber or fiberglass. With or without holes.
- 1021 Amerisport Front Spoiler.** Available in carbon fiber or fiberglass.
- 1022 Front Decklid Exhaust Grills.** Two pieces, black powder coated, cast aluminum. Aids in removing hot air from under the front hood.
- 1023 Lower Front Valance without grill.** Steel construction.
- 1024 Lower Front Grill Screen.**
- 1025 Rocker Panels-Outer Sides.** Right or left side.
- 1026 Rocker Panels-Inner Sides.** Right or left side.
- 1027 Door Skins.** Right or left side.
- 1028 Dropped Floor Pans.** Please specify size of drop and location.
- 1029 GTS Flairs - Fiberglass.** Consists of four parts.
- 1030 GT4 Flair Set. Fiberglass construction.** Four pieces.
- 1031 GT4 Flair Set. Steel construction.** Four pieces.
- 1032 GT5 Kit. Fiberglass construction.** Eight pieces. 4 wheel flairs, 2 running boards, roof spoiler and front air dam.
- 1033 GT5 Kit. Steel construction.** Welding required. Eight pieces. 4 wheel flairs, 2 running boards, roof spoiler and front air dam.
- 1034 GT5-S Kit.** Includes four fenders and front valance. Steel construction which must be welded on.
- 1035 Rear Taillight Panel.** Steel construction.
- 1036 Front and Rear Fenders.** Please call for pricing and availability.
- 1037 PI Motorsports, Inc. Shifter Backing Plate.** Mounts under your shift gate. Carry over the carbon fiber look to your center console.
- 1038 Carbon Fiber Faced Gauges.** Auxiliary gauges now with carbon fiber faces. Includes fuel, alternator, water temperature and oil pressure.
- 1039 Aero 2000 Mirrors.** Carbon fiber veneer. Also available in black or chrome look. Modern looks at modest cost.



*Left: Our best carbon fiber Delta Wing over our carbon fiber decklid.
Right: We can now supply body panels in steel. Call us to discuss your needs.*

Additional discounts to Pantera Platinum Customers

Number 002



Owned and operated by DeTomaso enthusiasts

PI Motorsports, Inc./17



Section 1100 Special Services

PI Motorsports, Inc. is pleased to offer the DeTomaso Community a constellation of services for your car. From simple maintenance to a ground up, Concours restoration is available. We strive to do things right the first time and at the best possible price. We won't over-sell you services or goods that you do not require. We are Pantera owners too and we created this shop to treat people the same way we expect to be treated. If you live a great distance from our facility, please consider shipping your car to us. Even with the added cost of shipping, our fees charged may save you handsomely over less experienced local shops.

Call us for friendly advice.

Paint and Coachwork

- Body Repairs
- Media blasting to bare metal
- Automobile disassembly and reassembly
- Replace body panels
- Painting - Street to full show
- Color sanding
- Rust repair
- Body conversions - GTS, GT5, GT5S, Pantera Si or custom
- Dropped floor pans
- Patch panels

Engine Building

- Complete engines built to your specification or our famous "Crate" engines. 300-900 horsepower or more
- Blue printing
- Engine maintenance
- Fuel injection
- Carburetion work including Weber carburetors
- Ignition tuning to custom installations
- Trouble shooting - our speciality
- Cylinder head reworking
- Parts locating
- Polishing and plating
- Custom engine painting - stock or to your design
- Reconfigure wiring
- Tune-up

Transmission and drivetrain

- Overhaul services
- Maintenance and regular servicing
- Safety wiring
- Gear updates - such as overdrive and custom ratios
- Case polishing - custom acorn nuts - you name it.
- RBT-6 - six speed transmission sales and service
- Clutch replacement and upgrade
- Replace half shafts - street to full race specifications
- Heavy duty starters
- Replacement bell housings
- Dash 1 and Dash 2 parts and services

Suspension

- Rebuilding stock system
- Upgrade suspension from street to full competition
- Custom aluminum shock absorbers and special springs
- Custom A-arms
- Competition preparation



Section 1100 Special Services

Special sway bars
Roll bars and roll cages
Four wheel alignments
Bushings - all configurations
Bearings - stock and upgraded

Brakes

Complete brake system design and installation - stock to full competition
Custom brake applications - Wilwood, Brembo and stock
Stock and custom master cylinders and slaves
Brake lines
Proportioning valves
Custom bracketry

Interiors

Complete re-trimming vinyl and leather
Carpet kits
Reupholstering seats
New seats including racing style
Dropped floor pans
Carbon fiber components
Bulkhead reduction
Dying of upholstery
Gauge upgrades
Trim repairs
Custom floor mats

Polishing, Plating and Powder-painting

Complete engine
Suspension
Trim
Gas tank - renewal, replacement and coating services
Polished aluminum block and heads
Polished manifolds
Polished transmissions and bell-housings
Powder coat suspension components
Powder coat wheels
Engraving, plating and lettering

Additional Services

Appraisal
Transportation - worldwide
Show car preparation
Media preparation - television and movie cars - on set transportation and support
Auction - preparation and on-site supervision
Race preparation
On track support
Car locating services
Special fabrication services
Import/export
Custom lettering.


Put PI Motorsports, Inc.'s experience to work for you.



Section 1200

Car care, appearance & automobilia items

- 1201 PI Motorsports, Inc. T-shirt.** Our Group 4 logo proudly displayed. Pocket on front.
- 1202 PI Motorsports, Inc. Key Fob**
- 1203 DeTomaso Key Fob.** Leather with Isis logo.
- 1204 Dash cover.** Available with or without Isis logo or Pantera script embroidery. Velcro attachment.
- 1205 Pantera Car Cover.** High quality, water resistant. Specify stock body or with wing.
- 1206 DeTomaso Fender Cover.** Comes with Isis logo.
- 1207 DeTomaso Isis Nose Badge.** Replace your tired badge and show the true colors.
- 1208 Ghia Side Badges.**
- 1209 DeTomaso Script.** Chrome or black to replace script mounted on the rear panel.
- 1210 Pantera Script.** Chrome or black to replace script mounted on the rear panel.
- 1211 DeTomaso Valve Cover Plaque.** Black with fins. DeTomaso script.
Also may use over rear sway bar.
- 1212 Rear Sway Bar Bracket and Cover Plate.** Comes with DeTomaso script engraved.
- 1213 DeTomaso V8 Emblem.** Mounts on rear decklid.
- 1214 Powered by Ford Emblem.** Mounts on rear decklid.
- 1215 Wiper Grills.** Black finish on aluminum billet stock.
- 1216 Halogen headlights.** Improved lighting and long lasting.
- 1217 Pantera Technical Information.** Reprint of the technical information beginning in September, 1973. This was the key repair manual for your Lincoln Mercury Dealer when the Pantera was in the show-room. Your technical library will be well served to have this helpful document on the shelf. The manual comes in a blue 3 ring binder.
- 1218 Pantera by Ghia Technical Service Bulletin.** Reprint of Index Number 1 first printed on February 8, 1974 and ending on April 25, 1975 with Bulletin number 14. As a historical document, you can follow the running changes made on the Pantera as the Pantera program picked up momentum until the U.S. demise of the car. Lots of useful tech tips and updates even now. Another must for your library. Soft bound cover.
- 1219 ZF Transmission Assembly, Maintenance and Operating Instructions.** 70 Pages, soft bound. Reproduction of the original ZF assembly, maintenance and operating instructions for the "dash-2" ZF transmission found in the Pantera. Absolutely invaluable for any servicing on the transmission.
- 1220 Wiring Diagram.** Please specify your model.
- 1221 Owner's Manual.** Specify early or late cars. "L" or Pre "L". Reprint only.
- 1222 Pantera Ultimate Portfolio Book.** Contains published articles on the Pantera from 1970 to 1995. 212 pages with color section. Paperback with color cover.
- 1223 DeTomaso the Man and the Machines.** Hardbound. 260 pages with 16 page color section. Gold leaf lettering on cloth cover. The leading resource on the DeTomaso marque.
- 1224 DeTomaso Mangusta Parts Catalog.** In Italian. A reprint of the original Ghia Carozzeria blue prints. Collector's item.



Use PI Motorsports, Inc. as your main resource for DeTomaso technical publications and all the "dress-up" items your car requires.



Rear deck logo plate



Ghia side-badge

Ghia nose-badge



www.pim.net Phone: (714) 744-1398
20/PI Motorsports, Inc.



Friendly advice is just a phone call away
Catalogo Parti Di Ricambio - Parts Catalog



Section 1200 Car care, appearance & automobilia items

- 1225 Pantera Service Highlights - course 0322-016.** Feared lost until being reprinted. Comes in 3 ring binder. Over 120 pages of important tech information. Pre "L" cars covered.
- 1226 1971/74 Pantera Chassis and Body Master Parts Catalog FP-8085 April, 1975.** A major resource for identifying all factory parts. Well documented with diagrams of all major systems of the Pantera. This is a reproduction of the final factory document. Soft bound.
- 1227 DeTomaso Pantera.** All color photographs - over 170 photos and other information. Photos by PI Motorsports, Inc.'s own Dave and Linda Adler. Foreword by Tom Tjaarda. This book shows Panteras from the U.S. and Europe. You will see how owners have modified their cars. Lots of good ideas with interesting captions by Wallace A. Wyss.
- 1228 Panteras Forever DVD.** Sixty minute production on DVD by Greg Summitt. Highlights of the Concorso Italiano, POCA Convention and interviews with various owners. An interesting program for the enthusiast.
- 1229 DeTomaso Logo and Script Hat.** Baseball style hat with quality embroidery on wool cap.
- 1230 Pantera Retro Look T-Shirt.** Custom artwork. Sizes M-XXL. Specify short or long sleeve.
- 1231 DeTomaso Logo Polo Shirt.** Custom DeTomaso logo embroidery. High quality shirt. Sizes L-XL.
- 1232 X-Treem Brand Car Wax.** 16 ounces. Chosen by us for its easy on and off and bright lustre.
- 1233 X-Treem Brand Metal Polish.** Special formulation with polishing and cleaning agents that will result in a Concours shine.
- 1234 X-Treem Brand Metal Majic Sealer.** Apply after polishing to seal in the shine. Minimizes repeat polishing and protects the metal from the elements.
- 1235 X-Treem Brand Fabric Stain Remover.** Comes in a spray applicator bottle. Will remove even the toughest stains.
- 1236 4 Post Parking Hoist.** Running out of space in your garage? Like to work on your own car?





Left: Our wool, dash-cover is made to fit your dash correctly and spare the upholstery from harsh sunlight. Available with or without the Isis logo or Pantera script.
Right: Panteras Forever DVD. A sixty minute DVD production of various Pantera events and interviews with owners. Event coverage of the Concorso Italiano, POCA convention and other venues.



Right: Considered the essential treatise for the DeTomaso marque. Learn more about the DeTomaso family and all the cars built from F-1 to the Pantera Si. .

Below: DeTomaso Pantera by David and Linda Adler with Wallace A. Wyss. Over 170 photos of Panteras from the U.S. and Europe.



Right: Accurate reproduction of the Pantera Pre "L" owner's manual.



X-Treem offers a full line of car care products



Owned and operated by DeTomaso enthusiasts

PI Motorsports, Inc./21

Additional discounts to Pantera Platinum Customers

Number 002



New!

Pantera Platinum Customer



Q: What is a Pantera Platinum Customer?

A: A customer who receives the best prices on parts, service and preferential treatment.

PI Motorsports, Inc. is pleased to offer our customers this new package of merchandise and services:

- 5% or more, discount on all parts purchased. Frequent special sales.
- Special discounts on services offered including engine building and painting.
- Private access telephone hot line for technical advice and expedited ordering.
- PI Motorsports, Inc. Group 4 baseball cap.
- Special billet aluminum, hand-polished, decorative Pantera logo.
- PI Motorsports, Inc. parts catalog
- E-mail newsletter and advance notice of special sales.
- Platinum membership card
- Parts Catalog with diagrams, photos and ZF information. 160 pages.



Group 4 Baseball Cap	Billet Pantera Emblem	160 Page Catalog
----------------------	-----------------------	------------------

The annual fee for our Pantera Platinum program is \$75.00. For those customers who purchase from us frequently, our discounts alone can easily exceed the annual membership fee. You may join when you make your first purchase or simply fill in the below blanks and fax it to 714-744-1397 or mail it to us. Payment by credit card is accepted. You will be happy you joined.

Name: _____ **Email:** _____

Address: _____

City: _____ **State:** _____ **Zip Code:** _____ **Telephone:** () _____

Credit Card: VISA MasterCard AMEX **Credit Card Number** _____

Expiration Date: _____ **Security Code:** _____ **Is billing address different:** Yes No

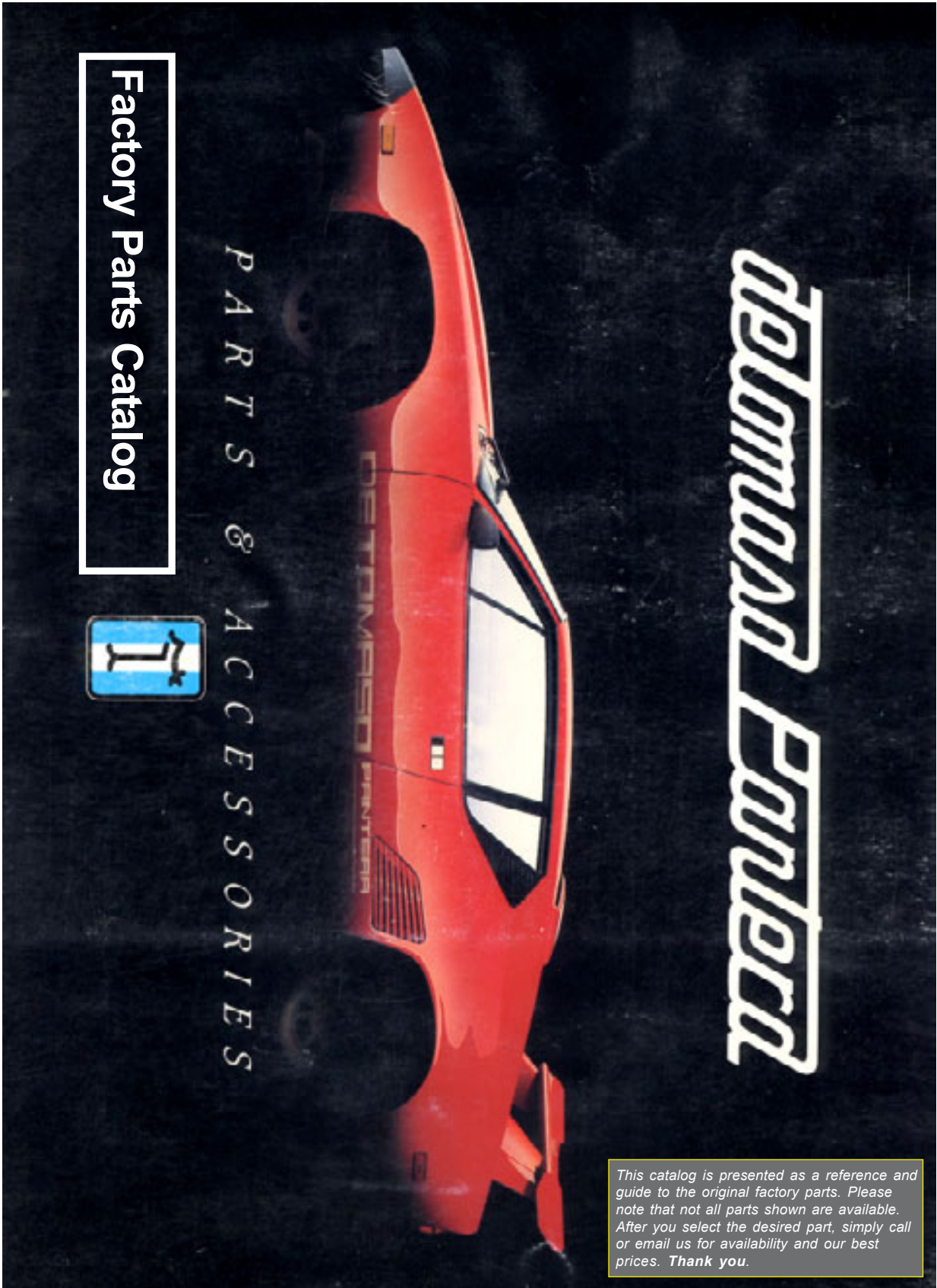
Billing Address for credit card if different: _____

*The complimentary items above are subject to change or substitution depending upon quantities. You will receive gifts of equal value whether these items are available or not.

PI Motorsports, Inc.
 1040 North Batavia, Suite G
 Orange, California 92867
Phone: 714-744-1398 - **Fax:** 714-744-1397
www.pim.net - **email:** sales@pim.net



Serving the DeTomaso Enthusiast since 1996



Factory Parts Catalog

PARTS & ACCESSORIES



This catalog is presented as a reference and guide to the original factory parts. Please note that not all parts shown are available. After you select the desired part, simply call or email us for availability and our best prices. Thank you.

Additional discounts to Pantera Platinum Customers
Number 002



Owned and operated by DeTomaso enthusiasts

PI Motorsports, Inc./23



Original DeTomaso Pantera Parts

www.pim.net Phone: (714) 744-1398
24/PI Motorsports, Inc.

DETOMASO PANTERA PARTS AND ACCESSORIES

INFORMATION SECTION

This catalog contains all of the replacement parts and accessories available from DeTomaso Modena S.p.A. for the 1971 Pantera to the present 1985 model GT5-S. All body, chassis, soft trim and factory personal accessories are included.

Engine external parts manufactured directly by DeTomaso are included. All 351-C Ford engine parts are not shown in this catalog.

TEXT

CHASSIS SECTION

The chassis section is designed to start at a group of related parts and continue through that group by sections. For example, the suspension consists of wheels, hubs and brakes (front), followed by wheels, hubs and brakes (rear). The next sections contain the remaining parts of the suspension; brakes, park brake and complete suspension text.

BODY SECTION

The body section follows the same type of pattern. First, all body parts external followed by internal parts from front to rear. The next area of the body section is devoted to the doors (external) doors (internal), then the remaining body parts, shields, accessories, bumpers, etc.

SOFT TRIM

This section contains all interior trim parts, and components of the vehicle that are installed by the factory. This includes tools, jack, spare tire, owner's manuals and service tools.

FACTORY ACCESSORIES

This group is designed to show the factory personal accessories such as patches, umbrellas, key chains, model cars including all of the unique gauges, switches, lenses, etc. In addition, the major performance accessories, (brake kits, sway bars, engine accessories), are illustrated.

ILLUSTRATIONS

All illustrations are directly across from the text. Illustration numbers all coincide with the part description in the text.

CATALOG MODEL DESCRIPTIONS

This catalog covers many different Pantera models. The difference in the parts for the various types is determined by the text. The text is designed to allow one to differentiate the parts through simple terms.

EXAMPLE

Section 1, Illustration 1; Part needed is a lug nut. According to the illustration the number for the lug nut is 428. In the text one discovers that there are, in fact, 3 types of lug nuts:

- Type 1 Lug Nut (Chrome)
- Type 2 Lug Nut (with Factory "T")
- Type 3 Lug Nut (Black)

From this sample you can determine which of the above applies to your car.

PART NUMBERS

The part number has been designed to simplify parts ordering. All numbers are divided into the section, part number and part change letter.

EXAMPLE

The part number for the lug nut is designed as follows:



Lug Nut (Chrome)	01023A
Lug Nut (w/Factory "T")	01023B
Lug Nut (Black)	01023C


USEFUL INFORMATION

Pantera automobiles have been classified by year and model design. 1971-1973 Production Years are determined by serial number groups. 1973-1985 Production Years are determined by DeTomaso factory production. The following charts are useful in determining your vehicle origin.

Serial Number	Year	Description
Before #2293	1971	Small bumpers, square type
2253-4268	1972	Small bumpers, round type
4269-4339	1972 1/2	Rubber 1 piece front bumper early dash
4340-5369	1973	Rubber 1 piece front bumper early dash
5300-7380	1974	Rubber bumper, late dash
7381-8999	1975-1980	Various differences*
9000-9149	1980	Complete chassis revision
9150-9374	May, 1980	GT's Pantera (fiberglass fenders)
9375	Nov, 1984	GT5-S (all steel Pantera)

*Information available from factory through your dealer by chassis number.

I.D. PLATE ON L. REAR 1/4 POST



Friendly advice is just a phone call away
Catalogo Parti Di Ricambio - Parts Catalog

Original DeTomaso Pantera Parts



SERIAL NUMBER

THPNMG03381



T = DeTomaso
H = Modena Italy
PN = Pantera

M = 1972 (L = 1971, N = 1973, P = 1974)
G = April

O3381 = 3381th Unit Built

Valid to Chassis Number 7360

MONTH CODES

Month Code	1971 Calendar Code L	1972 Calendar Code M	1973 Calendar Code N	1974 Calendar Code P
A	March	March	July	
B	January	January	May	
C	February	February	June	
D	March	March	July	September
E	April	April	August	October
F	May	May	September	November
G	June	June	October	December
H	July	July	November	January
I	August	August	December	February
J	September	September	January	March
K	October	October	February	April
L	November	November	March	May
M	December	December	April	June
N	January	January	May	July
O	February	February	June	August
P	March	March	July	September
Q	April	April	August	October
R	May	May	September	November
S	June	June	October	December
T	July	July	November	January
U	August	August	December	February
V	September	September	January	March
W	October	October	February	April
X	November	November	March	May
Y	December	December	April	June

MAJOR CHANGES IN PRODUCTION

From Serial Number 9000 a major production change was established. All chassis under body components are different in the catalogue loc. These parts are referred to as (After #9000).

Serial Number 9150—First GTS Pantera (1982)

Serial Number 9375—First GTS-S Pantera (1984)

All additional parts changes noted by serial number.

EXTERIOR PAINT CODES

The charts below list the paint codes for 1971/74 Panteras

CODE	COLOR	SUPPLIERS (FIELD FORMULA)					
		ACME	Du Pont	Martin-Monroe	Resined Nelson	Foggers	Sterwin Williams
V108	Red	3-9-032 714-7	36829L	99-2-488 P1007	8-9-032	8-9-032	J5-4622
V109	Bronze Metallic	3-9-037 234-2	36831L	99-2-482 P1002	8-9-030	8-9-030	J5-4685
V104	White	3-9-039 801-6	36832L	99-2-487 P1006	8-9-099	8-9-099	J5-4680
V105	Medium Green	3-9-035 445-3	36833L	99-2-489 P1003	8-9-035	8-9-035	J5-4684
V200	Aqua Green Metal	3-9-032 445-3	Not avail	99-2-716	Not avail	8-9-002	J5-4611
V201	Lime	3-9-034 445-3	36835L	99-2-496 P1008	8-9-034	8-9-034	J5-4621
V400	Medium Blue	3-9-039 457-4	36836L	99-2-484 P1001	8-9-099	8-9-099	J5-4683
V102	Yellow	3-9-033 811-45	36837L	99-2-485 P1004	8-9-033	8-9-033	J5-4678
V103	Large Metallic	3-9-030 234-1	Not avail	99-2-716	P1005	8-9-000	J5-4612
V113	Silver Metallic	3-9-031 892-8	Not avail	99-2-491	Not avail	8-9-038	J5-4679

1972.74

CODE	COLOR	SUPPLIERS (FIELD FORMULA)		
		Dittler	Du Pont	Gardien
	Blue	11422 431-7	89 A 24	803948C
	Green	448-45 431-6	89 C 25	Not avail
	Orange	632-6 431-6	89 R 23	803949E
	Red (inc. GTS)	714-9 36830	89 R 6	Not avail
	Dark Red (GTS)	714-1 437-5C	86 R 83	Not avail
	Silver (inc. GTS)	30889 36839	● 167 E 3	Not avail
	Silver (GTS)	8951 437-8	● 166 E 15	Not avail
	White	8866 36802	● 166 T 1	Not avail
	Yellow (inc. GTS)	82110 36800	166 W 1	2421341
	Yellow Gold (GTS)	82028 437-8	Not avail	2449082
	Black (GTS)	33159	Not avail	2449103

Paint color information from chassis number 7360 is available from the factory by special order. Your dealer will supply this information by request.

SOFT TRIM CODES

DeTomaso Pantera automobiles with leather interiors from 1980 with serial number 9000 and above use the following color codes.

- INTERIOR LEATHER**
 - A-White
 - F-Burgundy
 - G-Blue
 - B-Cream
 - C-Beige
 - H-Black
 - I-Cray
 - E-Brown
- CARPET**
 - A-Black
 - B-Blue
 - C-Brown
 - D-Red



CONTENTS/INDEX

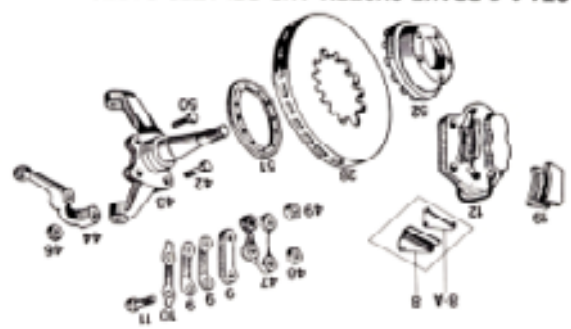
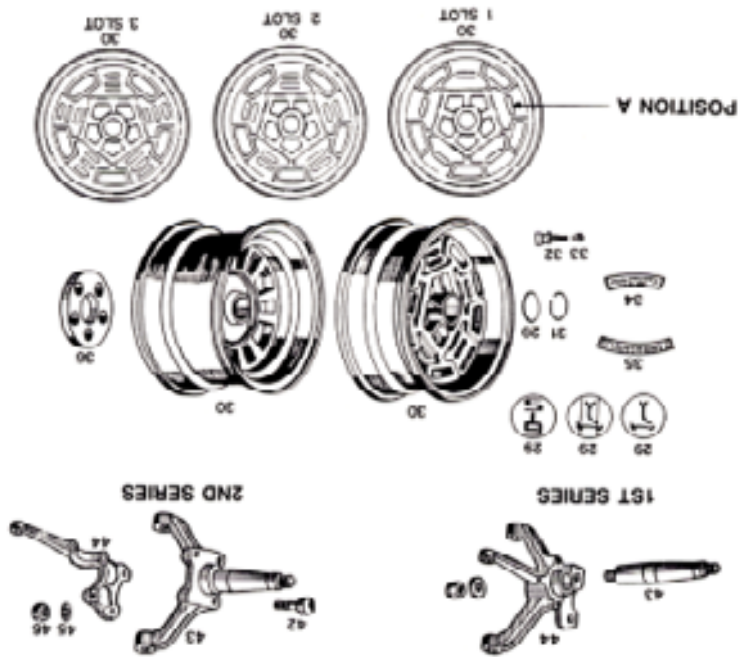
Original DeTomaso Pantera Parts



PAGE #

Section#	Illustrations	CHASSIS SECTION	PAGE #
1	1	Wheels, Hub Assemblies and Brakes (Front)	1-2
1	2	Wheels, Hub Assemblies and Brakes (Rear)	3-4
1	3	Brake Hydraulic System	5-6
1	4	Parking Brake System	7-8
2	5	Suspension, Shocks, Springs and Related Parts (Front)	9-10
2	6	Suspension, Shocks, Springs and Related Parts (Rear)	11-12
3	7	Steering System and Column	13-14
4	8	Pedals and Linkage	15-16
5	9	Clutch and Related Parts	17-18
6	10	Shift Linkage, Transaxle Mounts, Speedometer Cables and Adaptors	19-20
7	11	Transaxle and Related Parts (External)	21-22
7	12	Transaxle and Related Parts (Internal)	23-24
7	13	Transaxle Differential and Output Release	25-26
8	14	Engine Accessories, Brackets, Mounts and Thrusts Linkage	27-28
8	15	Emission Controls and Related Parts	29-30
9	16	Fuel System	31-32
10	17	Exhaust System	33-34
11	18	Cooling System	35-36
12	19	Heating and Air Conditioner (1st through 4th Series)	37-38
12	20	Heating and Air Conditioner (From #4000)	39-40
13	21	Instrument Panels and Related Parts	41-42
14	22	Console, Gauges and Related Parts	43-44
15	23	Electrical System, Relays and Related Parts	45-46
16	24	External Lamps and Headlight System Mechanism	47-48
17	25	Windshield Wipers, Washer and Wiper Control Grilles	49-50
Section#	Illustrations	BODY SECTION	PAGE #
18	26	Exterior Body Parts, Fenders, Spoilers, etc	51-52
18	27	Front and Rear Deck Lids and Related Parts	53-54
19	28	Front Under Body and Related Parts	55-56
19	29	Center Body Structure and Related Parts	57-58
19	30	Rear Body Structure and Related Parts	59-60
20	31	Doors and Related Parts	61-62
20	32	Door Mechanism, Glass and Weatherstrips	63-64
21	33	Engine Covers and Splash Shields	65-66
22	34	Exterior Body Accessories	67-68
23	35	Bumpers and Related Parts	69-70
24	36	Windshield, Rear Glass, 1st Window Glass and Mouldings	71-72
Section#	Illustrations	SOFT TRIM SECTION	PAGE #
25	37	Interior Headliner, Door Panels and Related Parts	73-74
25	38	Carpeting and Insulation	75-76
26	39	Tool, Jack, Spare Tire and Accessories	77-78
Section#	Illustrations	FACTORY ACCESSORIES	PAGE #
27	40	Factory Personal Accessories	79-80
28	41	Emblems and Wheels	81-82
29	42	Gauges, Switches and Lights	83-84
30	43	Brakes, Suspension and Performance Accessories	85-86





Original DeTomaso Pantera Parts
SECTION 1 ILLUSTRATION 1

Additional discounts to Pantera Platinum Customers
 Number 002



Owned and operated by DeTomaso enthusiasts
 PI Motorsports, Inc./27

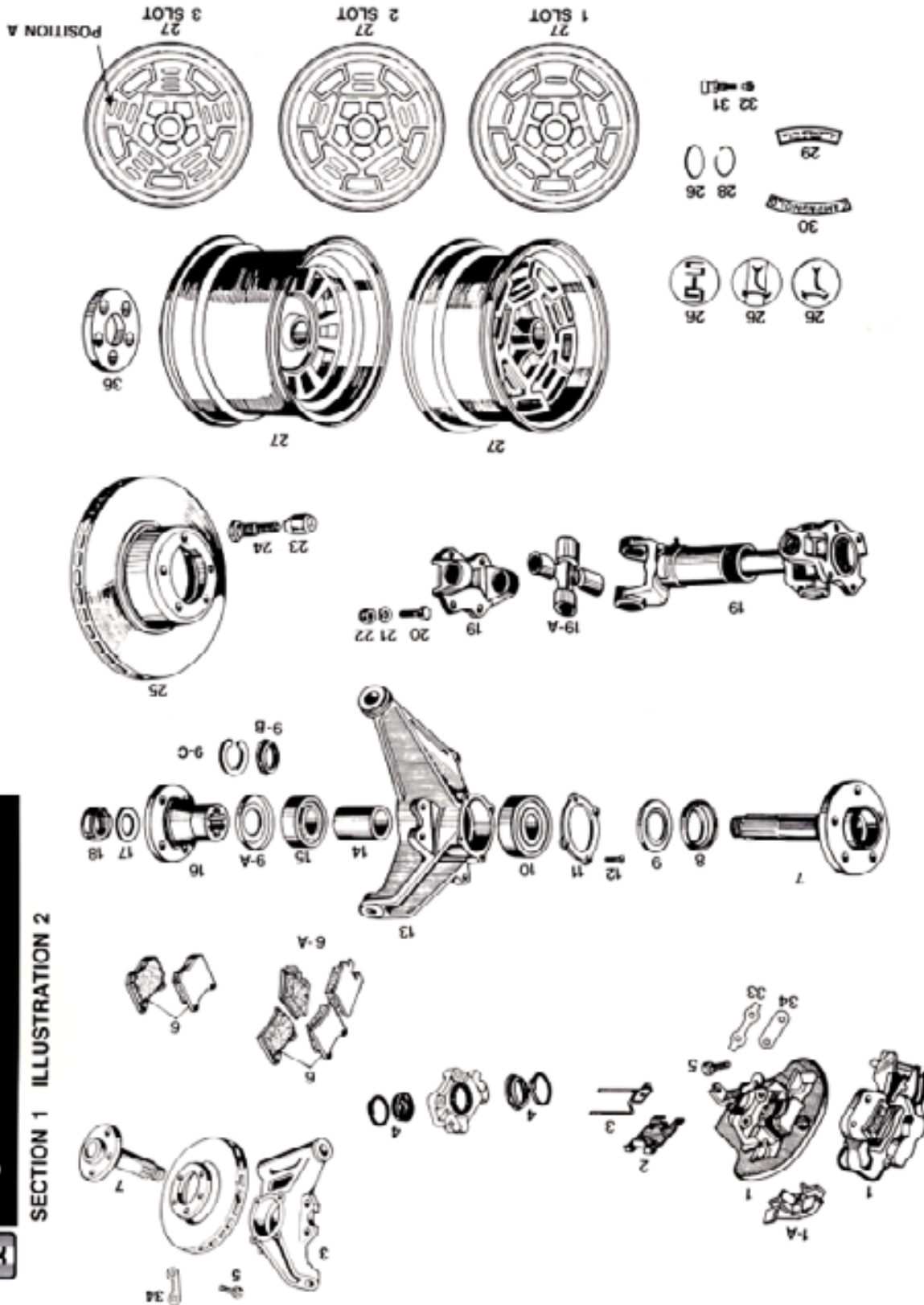
SECTION 1 ILLUSTRATION 1

Original DeTomaso Pantera Parts

ILLUSTRATION #	DESCRIPTION	PART #
2-7	Caliper Assembly 4 Piston	01001A
2-7	Caliper Return As GTS Brakes 3 Piston Caliper	01001B
8	Spring Blade Pad Anti-Rattle	01002A
8	Spring Blade Pad Anti-Rattle GTS	01002B
9A	Retainer Front Brake Pads GTS	01003A
9	Spacer Shim Caliper to Spindle	01003B
9	Spacer Shim Caliper to Spindle GTS 0.5mm	01003C
9	Spacer Shim Caliper to Spindle GTS 1mm	01003D
10	Retainer Front Caliper Lock Tab	01004A
10	Retainer Front Caliper Lock Tab GTS	01004B
11	Bolt Caliper to Bracket M12 x 1.25 x 25	01005A
11	Bolt Caliper to Bracket GTS 7/16-20 x 1.5/8	01005B
12	Caliper Assembly 4 Piston Front RH	01006A
12	Caliper Assembly 4 Piston Front LH	01006B
12	Caliper Assembly RH GTS 3 Piston	01006C
12	Caliper Assembly LH GTS 3 Piston	01006D
13	Bracket Brake Line Attaching	01006E
14	Washer - M8	01006A
15	Nut - M8 x 1.25 ELN	01006A
16	Bolt - M6 x 1.0 x 10	01011A
17	Washer - M6 Lock Washer	01012A
18	Bolt - M6 x 1.25 x 15	01013A
19	Brake Pad Set 4 Pieces	01014A
19	Brake Pad Set 4 Pieces GTS	01014B
20	Cup Front Hub Dyeid	01015A
21	Washer Spindle Nut	01016A
22	Bearing Outer Cover & Roller	01017A
22	Bearing Outer Race	01018A
23	Hut Front Wheel	01019A
24	Bearing Inner Cone & Roller	01020A
24	Bearing Inner Race	01021A
25	Seal Front Hub Grease	01022A
26	Log Nut Chrome	01023A
26	Log Nut Factory F	01023B
26	Log Nut Black	01023C
27	Stud Front & Rear 2-23/32" Length	01024A
27	Stud Front & Rear GTS 5-13/16" Length	01024B
28	Rotor Front (Nonvented)	01025A
28	Rotor Front (Vented)	01025B
28	Rotor Front Vented GTS	01025C
29	Wheel Center Encovers Blue with White Crest	01026A
29	Wheel Center Encovers GTS Black	01026B
29	Wheel Center Encovers Black Plastic with Raised "T"	01026C
30	Wheel Front 7" w/1 Slot & Pushbar A	01027A
30	Wheel Front 7" w/2 Slots in Pushbar A	01027B
30	Wheel Front 7" w/2 Slots in Pushbar A	01027C
30	Wheel Front 10" GTS & 5 Spoke Type	01027D
31	Resistor Wheel Center Emblem	01028A
32	Valve Stem w/Cap Aluminum	01029A
33	Cap Valve Stem Knurled	01029B
34	Wheel Decal Campagnolo Gold	01030A

35	Wheel Decal Campagnolo Black	01030B
36	Socker Front & Rear Wheel GTS & S	01031A
37	Caster Pin 1/8" x 1 1/2"	01032A
38	Nut Micors Lock	01033A
39	Sondie Nut RH Crimp Style	01034A
39	Sondie Nut LH Crimp Style	01034B
39	Sondie Nut RH Used w/Gr & 38	01034C
39	Sondie Nut LH Used w/Gr & 38	01034D
40	Shield Wheel Beasing Inne	01035A
41	Shield Front Brake Splash	01035B
42	Bot Front Spindle Arm - No Hex Head M10 x 1.0 x 30	01037A
42	Bot Front Spindle Arm - w/ Hex Head M10 x 1.5 x 50	01037B
42	Bot Spindle Arm to Spindle GTS Allen Head M12 x 1.25 x 50	01038C
43	Sondie Shaft RH RIE 2nd Series	01038A
43	Sondie Shaft LH RIE 2nd Series	01038B
43	Sondie RL/LH 2nd Series Drilled	01038C
43	Sondie GTS RL/LH	01038D
44	Support Sondie RH RIE 2nd Series	01039A
44	Support Sondie LH RIE 2nd Series	01039B
44	Sondie Arm RH	01039C
44	Sondie Arm LH	01039D
44	Sondie Arm RH GTS	01039E
44	Sondie Arm LH GTS	01039F
45	Washer (Spring Type 10mm)	01040A
46	Nut Sondie Arm M10 x 1.0 by 210GTS	01041A
46	Nut Sondie Arm Bolt M10 x 1.5 ELN by 210GTS	01041B
46	Nut Sondie Arm Bolt GTS M12 x 1.25 ELN	01041C
47	Caliper Holder GTS	01042A
48	Socker Caliper Holder to Spindle GTS 9/32"	01043A
48	Socker Caliper Holder to Spindle GTS 1/2"	01043B
50	Bot Caliper Holder to Spindle GTS Hex Head M12 x 1.25 x 50	01045A
51	Rearner Flng Rotor to Housing GTS	01046A
52	Housing Front Rotor GTS	01046B





Additional discounts to Pantera Platinum Customers
Number 002



Owned and operated by DeTomaso enthusiasts
PI Motorsports, Inc./29

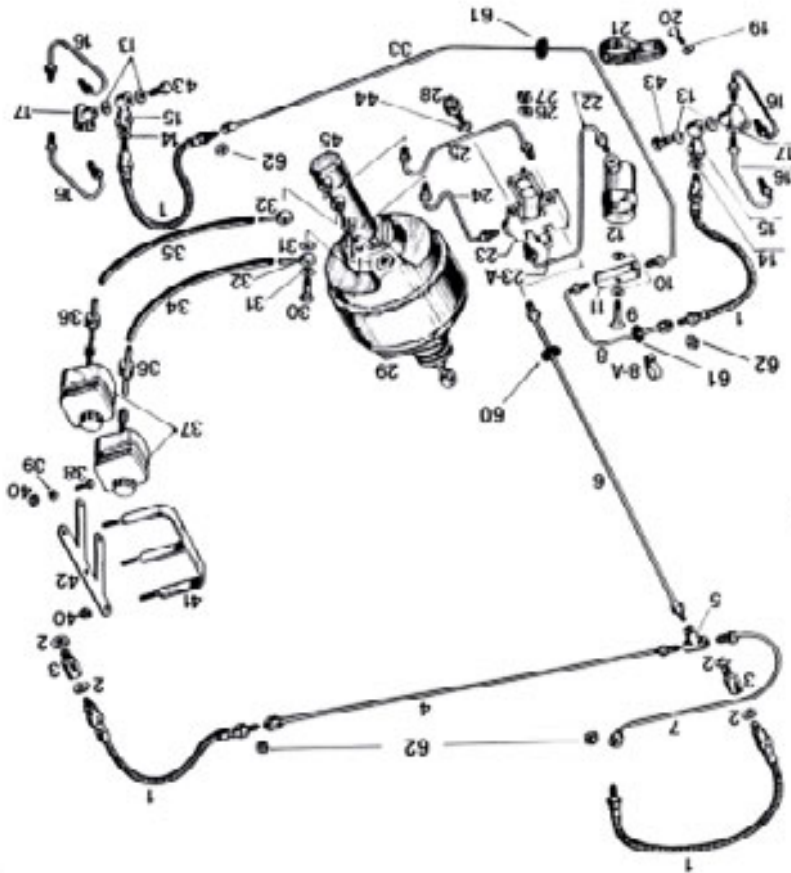
SECTION 1 ILLUSTRATION 2

ILLUSTRATION #	DESCRIPTION	PART #
1A	Caliper Guide (Nylon)	0100MC
1	Caliper Assembly (RH Single Piston)	0100AC
1	Caliper Assembly (RH 3 Piston) GTS	0100ME
1	Caliper Assembly (LH Single Piston)	0100DC
1	Caliper Assembly (LH 3 Piston) GTS	0100CC
2	Spring Clip Brake Pac Anti-Rattle	0100ZB
3	Retainer Rear Brake Lining	0104BA
3	Retainer RH GTS Rear Pads	0104BA
4	Caliper Rebuild Kit w/ Piston Single Piston	0101XC
4	Caliper Rebuild Kit w/ Piston 3T3	0101D
4	Caliper Rebuild Kit w/ Piston RH Single Piston	0100BE
4	Caliper Rebuild Kit w/ Piston LH Single Piston	0101YF
5	Bot Caliper to Upright M10 x 1.5 x 25mm	0100SE
5	Bot Caliper to Upright GTS Afterhead M12 x 1.25 x 25	0100GB
5	Brake Pac Set Single Piston	0101AC
5	Brake Pac Set 3 Piston GTS	0101AD
5A	Brake Pac Set Park Brake GTS	0101AE
7	Rear Axle Shaft (RH Stamped "C")	01200A
7	Rear Axle Shaft (RH GTS)	01200B
7	Rear Axle Shaft (LH Stamped "S")	01201A
7	Rear Axle Shaft (LH GTS)	01201B
8	Spacer Axle Shaft Outer	01202A
8	Spacer Axle Shaft Outer GTS	01202B
9	Shield Outer Bearing	01203A
9A	Shield Inner Bearing	01203B
9B	Shield (Seat Inner Bearing) GTS	01203C
9C	Shield Ring GTS Hub Carrier (Inner Bearing)	01203D
10	Bearing Assembly Outer	01204A
10	Bearing Assembly Outer GTS	01204B
11	Retainer Wheel Bearing Outer	01205A
11	Retainer Wheel Bearing Outer GTS	01205B
12	Screw Retainer to Hub M6 x 18	01206A
13	Hub Carrier	01207A
13	Hub Carrier GTS (RH)	01207B
13	Hub Carrier GTS (LH)	01207C
14	Spacer Rear Axle Shaft Inner	01208A
14	Spacer Rear Axle Shaft Inner GTS	01208B
15	Bearing Assembly Inner	01209A
15	Bearing Assembly Inner GTS	01209B
16	Flange Rear Axle Shaft Inner	01210A
17	Washer Axle Nut	01211A
18	Nut (RH Axle)	01212A
18	Nut (LH Axle)	01213A
19	Drive Shaft w/ Joints	01214A
19A	U-Joint w/ Gunk	01214B
20	Bot Drive Shaft Flange 7/6 x 20 x 1.14	01215A
21	Lock Washer M11	01216A
22	Nut Axle Flange Bot 7/16 x 20 (LH)	01217A
23	See Illustration 1	
24	See Illustration 1	
25	Rotor Rear NonVented	01225D
25	Rotor Rear Vented	01225E

Original DeTomaso Pantera Parts

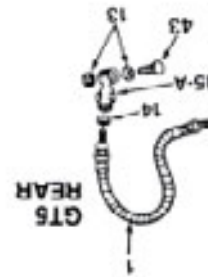
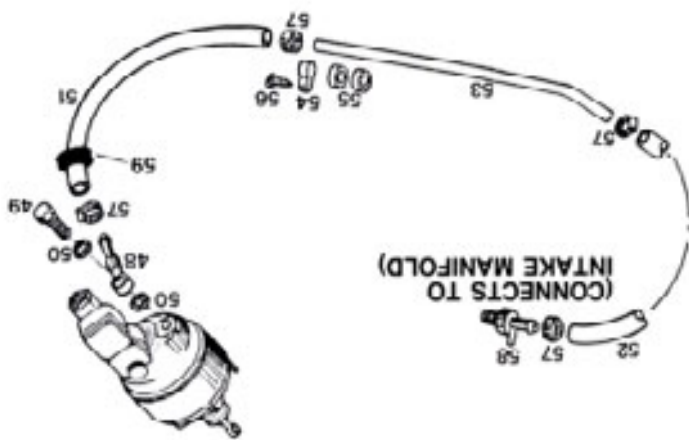
25	Rotor Rear Vented GTS	01225F
26	See Illustration 1	
27	Wheel Rear 8" 1 Slot in Position A	01227E
27	Wheel Rear 8" 2 Slot in Position A	01227F
27	Wheel Rear 8" 3 Slot in Position A	01227G
27	Wheel 10" GTS 2 Slot in Position A	01227H
27	Wheel 13" GTS Spoke Type	01227I
28	Retainer Wheel Center Emblem	01208A
29	Wheel Decal Campagnolo Gold	01208A
30	Wheel Decal Campagnolo Black	01208B
31	Valve Stem w/ Cap Aluminum	01209A
32	Cap Valve Stem (K'nured)	01209B
33	Retainer Rear Caliper Lock Tab	01204C
33	Retainer Rear Caliper Lock Tab GTS	01204D
34	Spacer Rear Caliper to Support	01203D
34	Spacer Rear Caliper to Support GTS 05mm	01203E
34	Spacer Rear Caliper to Support GTS 10mm	01203F
34	Spacer Rear Caliper to Support GTS 5mm	01203G





Original DeTomaso Pantera Parts

SECTION 1 ILLUSTRATION 3



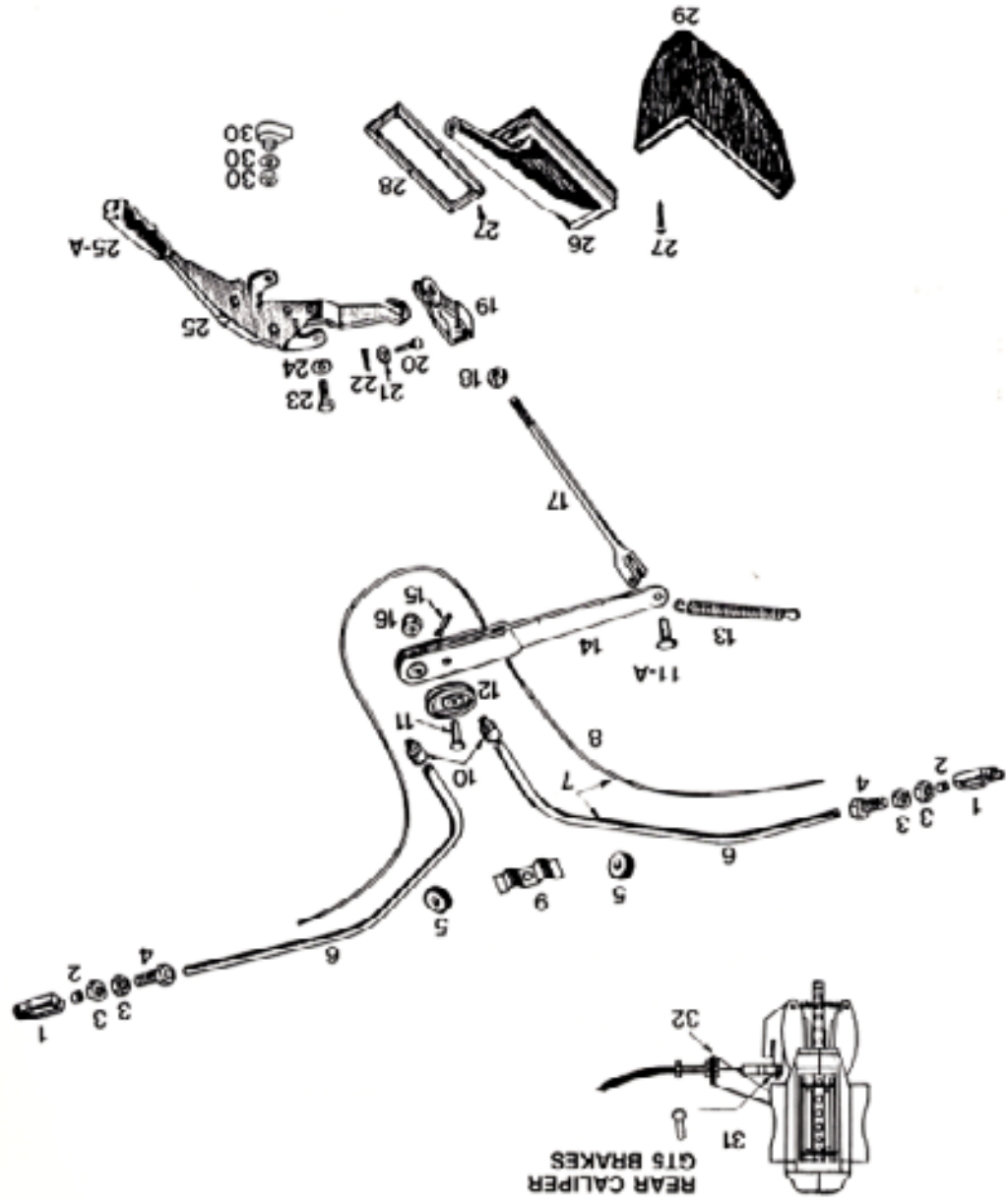
SECTION 1 ILLUSTRATION 3

ILLUSTRATION #	DESCRIPTION	PART #
1	Hose Front & Rear Brakes Rubber	01300A
1	Hose Front & Rear Brakes Braided Steel	01300B
1	Hose Rear Brakes GT's w/15A 1 Piece	01300C
2	Gasket	01307A
3	Fitting Flex Line to Rear Caliper	01302A
3	Fitting Flex Line to Rear Caliper GT's	01302B
4	Brake Line ("T" to LR Caliper)	01303A
5	Fitting Brake Line "T" Rear	01304A
5	Brake Line Differential Valve to "T" Rear	01305A
5	Brake Line Differential Valve to Rear "T" (From #9000)	01305B
7	Brake Line "T" to R Rear Caliper	01306A
8	Brake Line Pressure Control Valve to RF Caliper (Used w/11)	01302A
8	Brake Line Pressure Control Valve to RF Caliper (Used w/12 Series Valve)	01307B
8A	Cup Brake Line to Flex	01307C
9	Butt Connector to Valve	01306A
9	Gasket	01307B
11	Connector Brake Tube Straight	01306A
12	Valve Assembly Pressures Control Used w/11 131 Series	01305A
12	Valve Assembly Pressures Control 2-2c Series	01310B
12	Valve Assembly Pressures Control Adjustable	01310C
13	Gasket Outer FMS" ID	01309B
14	Gasket Inner .303" ID	01309A
14	Gasket	01309A
15	Fitting Flex Line to Front Caliper	01302B
15A	Fitting Flex Line to Rear Caliper GT's	01302C
16	Brake Line Front Caliper	01311A
16	Brake Line Flex Line to Caliper Front GT's	01311B
16	Brake Line Caliper Transfer GT's	01311C
17	Fitting Caliper "T"	01304A
17	Lock Washer 5/16"	01312A
20	Butt Valve Bracket M6 x 1 x 25mm	01313A
21	Bracket Valve to Fenderwell Used w/01310A Valve	01314A
21	Bracket Valve to Fenderwell Used w/01310B Valve	01314B
22	Brake Line Differential Valve to Pressure Control Valve #9000	01315A
22	Brake Line Differential Valve to Pressure Control Valve From #9000	01315B
23	Valve Assembly Brake Pressure Differential	01316A
23	Valve Assembly Brake Pressure Differential From #9000	01316B
23A	Switch Brake Pressure Differential	01317A
24	Brake Line Pressure Differential Valve to Rear Master Cylinder w/Approx MTD Reservoir	01318A
24	Brake Line Pressure Differential Valve to Rear Master Cylinder w/Cylinder MTD Reservoir	01318B
24	Brake Line Pressure Differential Valve to Rear Master Cylinder w/Cylinder MTD Reservoir From #9000	01318C
25	Brake Line Pressure Differential Valve to Front Master Cylinder w/Approx MTD Reservoir	01319A
25	Brake Line Pressure Differential Valve to Front Master Cylinder w/Approx MTD Reservoir	01319B
25	Brake Line Pressure Differential Valve to Front Master Cylinder w/Cylinder MTD Reservoir From #9000	01319C
26	Lock Washer 5/16"	02014A

Original Detomaso Pantera Parts

27	Nut 5/16 x 18	01302A
28	Switch Brake Lights	01311A
29	Brake Booster w/M Cylinder (Apron Mounted Reservoir 25mm)	01322A
29	Brake Booster w/M Cylinder (Cylinder Mounted Reservoir 23mm)	01322B
29	Brake Booster w/M Cylinder GT's 25mm Master Cylinder	01322C
30	Butt Master Cylinder Inlet Fitting	01323A
31	Gasket	01307C
32	Fitting Master Cylinder Hose Connection	01324A
33	Brake Line Pressure Control Valve to LF Caliper (Used w/11)	01305A
33	Brake Line Pressure Control Valve to LF Caliper (Used w/12 Series Valve)	01307B
34	Hose Reservoir to Master Cylinder Rear	01306A
35	Hose Reservoir to Master Cylinder Front	01306B
36	Fitting Brake Reservoir	01307A
37	Reservoir Apron Mounted	01308A
37	Reservoir Master Cylinder Mounted	01308B
37	Reservoir Master Cylinder Mounted GT's	01308C
38	Butt Bracket to Fender Apron 3/8 x 16 x 7/8	01309A
38	Lock Washer 3/8	01309A
40	Nut 3/8" Erector to Fenderwell	01311A
40	Nut 5mm x .30 Bracket to Bracket	01311B
41	Bracket Front	01311C
42	Bracket Rear	01312A
43	Butt Flex Line Fitting to "T" Front Caliper	01302A
43	Butt Flex Line to Rear Caliper GT's 3 Piston Caliper	01302B
44	Gasket Stoplight Switch 715" ID	01309B
45	Master Cylinder w/Approx MTD Reservoir 25mm	01334A
45	Master Cylinder w/Cylinder MTD Reservoir 23mm	01334B
45	Master Cylinder w/Cylinder MTD Reservoir 25mm GT's	01334C
46	Seal Reservoir to Master Cylinder	01335A
47	Cup Reservoir	01335A
48	Check Valve (Brake Booster)	01336A
49	Butt Check Valve to Booster	01336A
50	Gasket Check Valve to Booster	01307D
51	Hose Booster to Tube .8"	01336A
52	Hose Manifold to Tube 5"	01336B
53	Tube Brake Booster to Rear (Steel)	01341A
54	Clamp Booster Tube to Body	01341A
55	Grommet Booster Tube to Body	01342A
55	Screw Booster Tube Clamp to Body .48 x 1/2"	01342A
57	Clamp Brake Booster Hose	01344A
58	Fitting Booster Hose to Manifold	01345A
59	Grommet Booster Hose to Body	01346A
60	Grommet Brake Line to Body (Front to Rear)	01347A
61	Grommet Brake Line to Body (LR Front)	01348A
62	Nut Brake Hose to Body	01349A





Original DeTomaso Pantera Parts

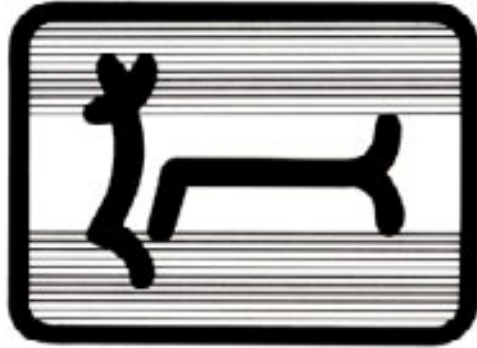
SECTION 1 ILLUSTRATION 4



Original DeTomaso Pantera Parts

SECTION 1 ILLUSTRATION 4

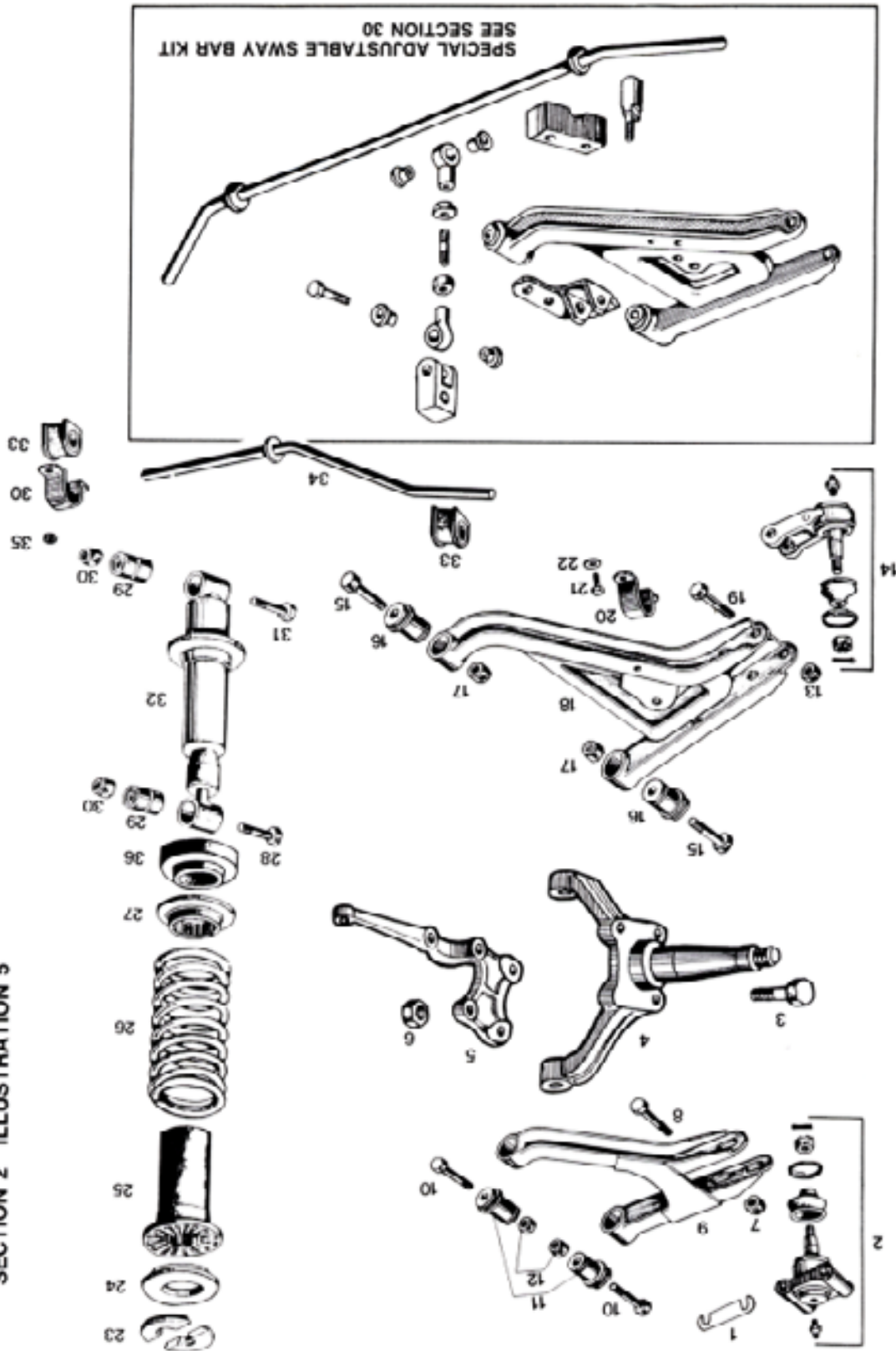
ILLUSTRATION #	DESCRIPTION	PART #
1	Clavis Park Brake Caliper End	C1400A
1	Clavis Park Brake Caliper End GT15	C1400B
2	Shoes Park Brake Cable End	01401A
3	Nut Park Brake Cable Fitting M10 x 1.5	C1402A
4	Fitting Park Brake Cable	C1403A
5	Greasefit Park Brake Cable at Inner Fender	C1404A
6	Housing Park Brake Cable RH	C1405A
6	Housing Park Brake Cable LH	C1405B
7	Cable Assembly Park Brake Complete (Parts #1, 2, 3, 4, 6, 8, 10)	C1406A
7	Cable Assembly Park Brake Complete Group 3	C1406B
7	Cable Assembly Park Brake Complete (Parts #1, 2, 3, 4, 6, 8, 10) GT15 from #9720	01456C
8	Cable (front) Park Brake For #1403A Cable Assembly Only)	01407A
9	Bracket Park Brake LH Transaxle	C1408A
10	Cable Shield End	C1409A
11	Pin Park Brake Cable Pulley	01410A
11A	Pin - Rod to Equalizer	01410B
12	Pulley Park Brake Cable	01411A
13	Spring Park Brake Lever	01412A
14	Lever Park Brake Equalizer	01413A
14	Lever Park Brake Equalizer GT15 from #9720	01413B
15	Clip Park Brake Pulley Pin	01414A
16	Nut Equalizer Lever to Body M10 x 1.5 ELN	C1007B
17	Rod Control to Equalizer	01415A
17	Rod Control to Equalizer GT15 w/Park Base on Driver's Side	01415B
18	Nut Park Brake Rod Jamc M8 x 1.25	01417A
19	Clavis Park Brake Rod	01418A
20	Pin Park Brake Control	01419A
21	Washer M8	C1009A
22	Chip	01414A
23	Bot Park Brake Control Mounting M8 x 1.25 x 20	G27-3A
24	Lock Washer Firm	G27-4A
25	Control Assembly Park Brake Handle	01420A
25	Control Assembly Park Brake Handle From #9720	01420B
25A	Disc Park Brake Control	01421A
26	Bot Park Brake Control	01422A
27	Screw Boot Retainer Part M4.2 x 13 Metal Coarse	01423A
28	Retainer Pawl Park Brake Lever Boot	01424A
29	Trim Cover Park Brake Control Steel w/Trim	25600A
29	Trim Cover Park Brake Control Plastic 75-14 Console	25600B
29	Trim Cover GT15 w/Control on Left Side of Console	25600C
30	Switch Park Brake Warning 2 Terminal	01426A
30	Switch Park Brake Warning 3 Terminal	01426B
31	Pin Park Brake Cable End GT15	01427A
32	Bracket Park Brake Cable Mounting RH GT15	01428A
32	Bracket Park Brake Cable Mounting LH GT15	01428B





Original DeTomaso Pantera Parts

SECTION 2 ILLUSTRATION 5



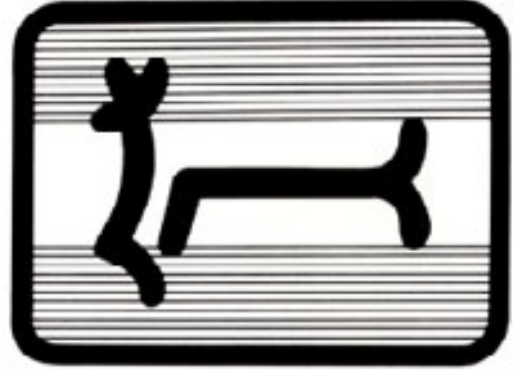
Additional discounts to Pantera Platinum Customers
Number 002



Owned and operated by DeTomaso enthusiasts
PI Motorsports, Inc./35

SECTION 2 ILLUSTRATION 5

ILLUSTRATION #	DESCRIPTION	PART #
1	Shim Front Alignment 364"	02002A
1	Shim Front Alignment 533"	02002B
2	Ball Joint Upper	02002A
3	See Section 1, Illustration #1	
4	See Section 1, Illustration #1	
5	See Section 1, Illustration #1	
6	See Section 1, Illustration #1	
7	Nut, Upper Ball Joint M10 x 1.5 ELN	02003A
8	Bot. Upper Ball Joint M10 x 1.5 x 91mm	02004A
9	A-Arm Upper RH w/ Adjustable Caster N/R	
9	A-Arm Upper RH with Adjustable Caster	02005A
9	A-Arm Upper LH with Adjustable Caster N/R	
9	A-Arm Upper LH with Adjustable Caster	02006A
10	Bot A-Arm to Chassis 12M x 1.75 x 80mm	02007A
11	Bushing (A-Arm)	02008A
12	Nut A-Arm Bot 12mm x 1.75 ELN	02009A
13	Nut Lower A-Arm Ball Joint M10 x 1.5 ELN	02003A
14	Ball Joint Lower	02001B
15	Bot A-Arm to Chassis 12M x 1.75 x 80mm	02007B
16	Bushing (A-Arm)	02008A
17	Nut A-Arm Bot 12mm x 1.75 ELN	02009A
18	A-Arm Lower RH	02010A
18	A-Arm Lower LH	02011A
19	Bot (Lower Ball Joint Outer) M10 x 1.5 x 80 mm	02004A
20	Bracket Sway Bar to A-Arm	02012A
21	Bot Sway Bar Bracket M8 x 1.25 x 20	02013A
22	Lock Washer Brns	02014A
23	Retainer Spring to Shock	02015A
24	Retainer Ring Spring to Shock	02016A
25	Insulator Spring Upper	02017A
26	Spring Front Coil	02018A
26	Spring Front Coil GT5	02018B
27	Insulator Spring Lower	02017B
28	Bot Shock to Chassis 12M x 1.75 x 80mm	02009A
29	Bushing (Shock)	02008B
30	Nut Shock Bot 12mm x 1.75 ELN	02009A
31	Bot Shock to A-Arm M12 x 1.75 x 80mm	02007A
32	Shock Absorber Front	020023A
32	Shock Absorber GT5 Front	020023B
33	Bushing Sway Bar Mounting	02014A
34	Sway Bar Front	02020A
35	Nut Bracket to Chassis M8 x 1.25 ELN	01010A
36	Spacer Spring to Shock	02022A
36	Spacer Spring to Shock GT5	02022B

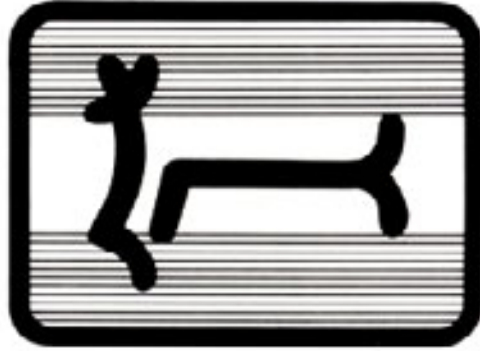


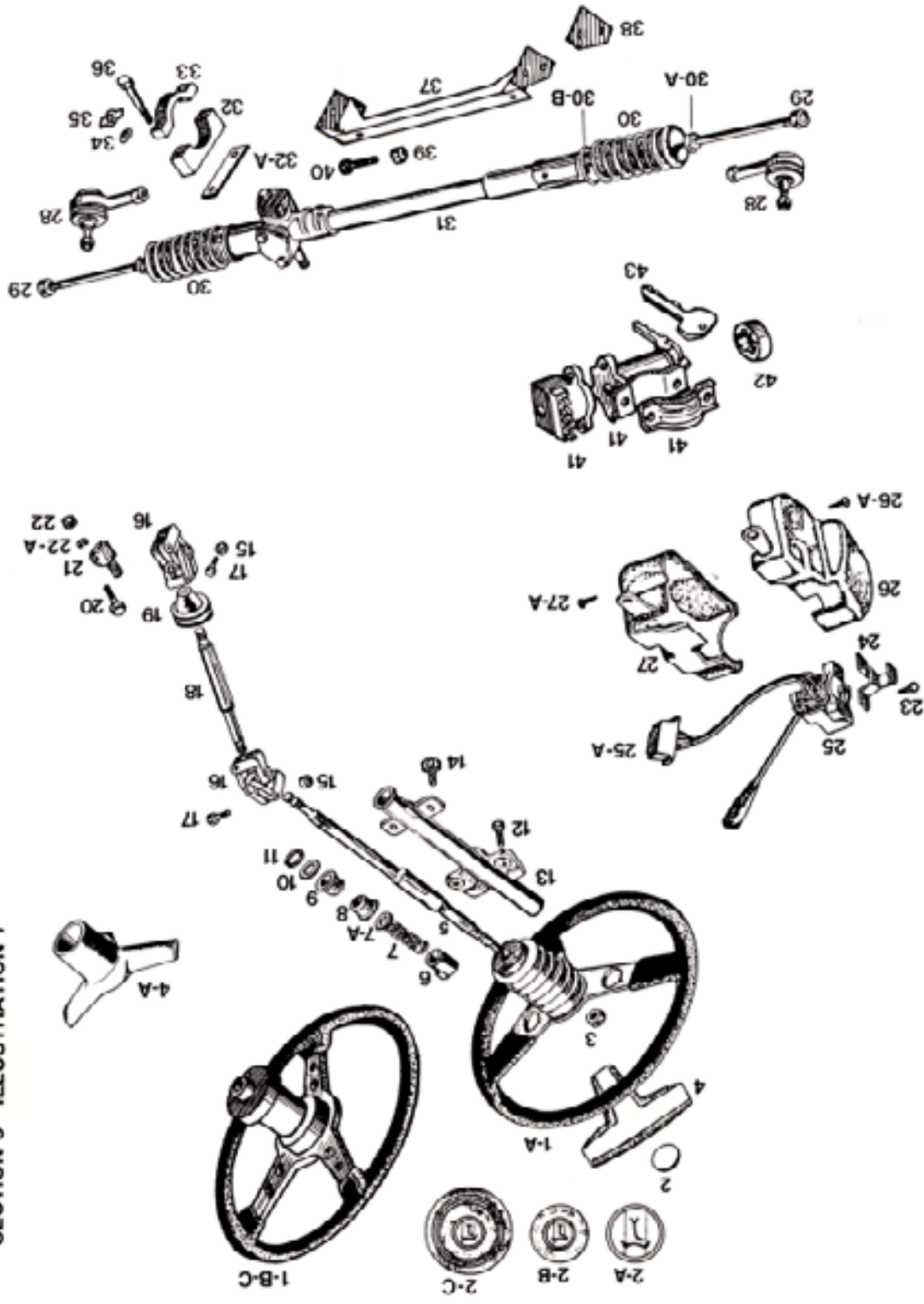
SECTION 2 ILLUSTRATION 6

ILLUSTRATION #	DESCRIPTION	PART #
1	Ball Joint Upper	D2100A
4	A-Arm Upper RH	D2101A
4	A-Arm Upper LH	D2102A
6	Bolt A-Arm to Chassis M12 x 1.75 x 80mm	D2007A
7	Bushing A-Arm	D2008A
8	Nut A-Arm Bolt 12mm x 1.75 ELN	D2009A
9	Hub Carrier	D2103A
9	Hub Carrier GTS RH	D2107B
9	Hub Carrier GTS LH	D2107C
9	Screw Retainer to Hub M6 x 1 x 16 mm	D2105A
10	Retainer Wheel Bearing Outer	D2105A
11	Retainer Wheel Bearing Outer GTS	D2105AB
12	Shield Floor Lower Shaft	D2100A
12	Shield GTS	D2100B
13	Washer Lower Support Shaft Outer	D2104A
14	Seal Lower Support Shaft	D2105A
15	Washer Lower Support Shaft Inner	D2105A
16	Bushing Lower Support Shaft	D2107A
17	Washer (Center) 5/8 ID x 15/6 OD	D2108A
18	Pin Hub Carrier to Washer	D2109A
19	Spacer Lower Support Shaft	D2110A
20	Nut Lower Support Shaft M14 x 1.5 ELN	D2111A
21	Washer Lower Support Shaft M15	D2112A
22	Shaft Lower Support 10-1/2" Long	D2113A
22	Shaft 11" Replaced by D210A	
23	Bolt Sway Bar Bracket M8 x 1.25 x 20mm	D2015A
23A	Lock Washer 8mm	D2016A
24	Bracket Sway Bar to A-Arm	D2012A
25	A-Arm Lower RH "A" Dimension 9"	D2114A
25	A-Arm Lower LH "A" Dimension 9"	D2115A
26	Bolt A-Arm to Chassis M12 x 1.75 x 80mm	D2007A
27	Bushing A-Arm	D2008A
28	Nut A-Arm Bolt 12mm x 1.75 ELN	D2009A
29	Support Lower Arm to Frame	D2116A
30	Shim Rear Alignment 1/32"	D2117A
30	Shim Rear Alignment 3/64"	D2117B
30	Shim Rear Alignment 7/64"	D2117C
31	Washer Lower Support to Frame M14	D2118A
32	Nut Lower Support M14 x 1.5 ELN	D2119A
33	Retainer Spring to Shock	D2015A
34	Retainer Ring Spring to Shock	D2015A
35	Insulator Spring Upper	D2015A
36	Spring Assembly Rear Coil	D2119B
36	Spring Assembly Rear Coil GTS	D2119B
37	Insulator Spring Lower	D20117B
38	Bolt Shock to Chassis 12mm x 1.75 x 80mm	D2007A
39	Bushing Shock	D2008B
40	Nut Shock Bolt 12mm x 1.75 ELN	D2009A
41	Shock Absorber Rear	D2107A
41	Shock Absorber Rear GTS	D2107B
42	Bolt Shock to A-Arm M12 x 1.75 x 75mm	D2007B

Original DeTomaso Pantera Parts

43	Nut Bracket to Chassis M8 x 1.25 ELN	D2101A
44	Bracket Sway Bar to Chassis	D2012A
45	Bushing Sway Bar (Center Split)	D2018B
46	Sway Bar Flare	D2101A
47	Bushing Sway Bar (Side Split)	D2019C
48	Spacer Rear Spring 5/8"	D2020B
48	Spacer Rear Spring GTS 1-1/8"	D2020C





Original DeTomaso Pantera Parts

SECTION 3 ILLUSTRATION 7



Additional discounts to Pantera Platinum Customers
Number 002



Owned and operated by DeTomaso enthusiasts
PI Motorsports, Inc./39



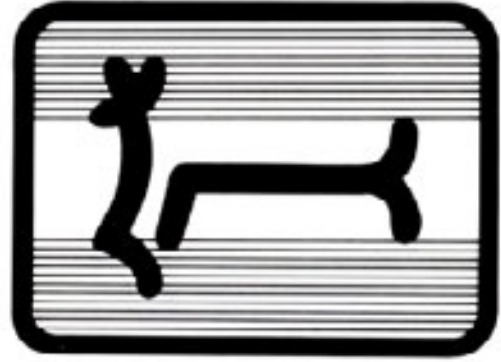
SECTION 3 ILLUSTRATION 7

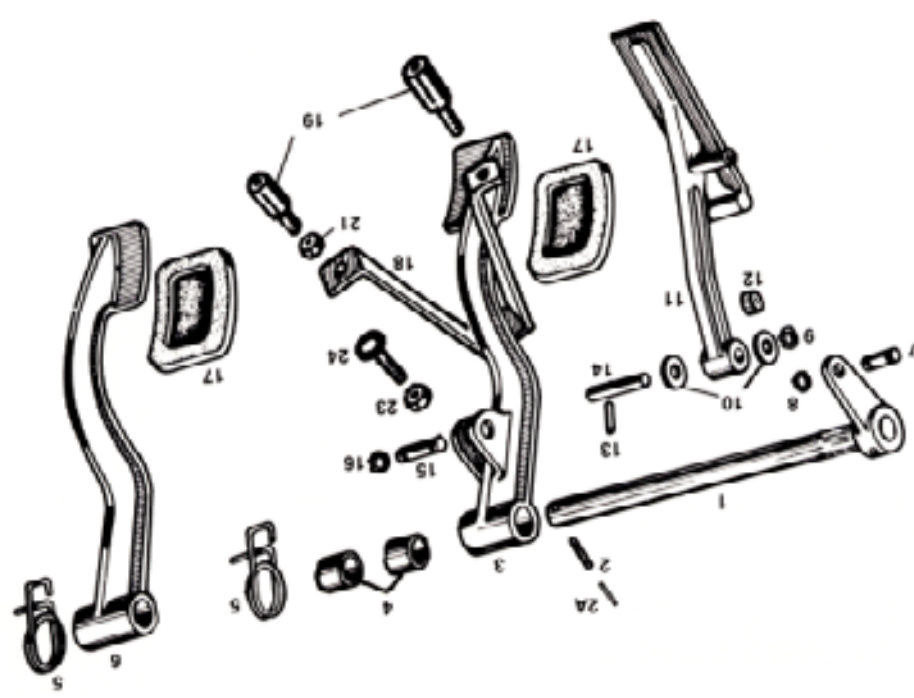
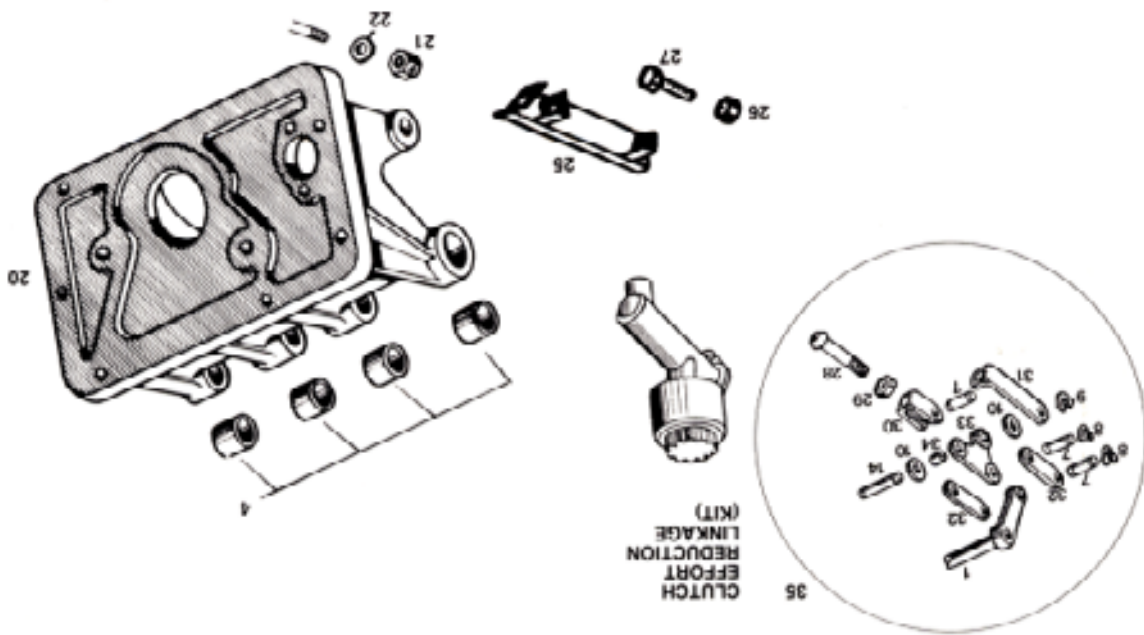
ILLUSTRATION #	DESCRIPTION	PART #
1A	Steering Wheel 71-78 Except GTS	03001A
1B	Steering Wheel Jt GTS 3 Spoke w/CHA Crest	03001B
1C	Steering Wheel GTS Black Leather 3 Spoke DeTomaso Logo	03001C
1C	Steering Wheel GTS with Choice of Color (Special Order)	03001C
2A	Emblem Steering Wheel Center Early '871 (Gold Trim w/DeTomaso Logo)	03002A
2B	Emblem Steering Wheel Center 71-78 Except GTS (Black w/DeTomaso Logo)	03002B
2C	Emblem Steering Wheel Center GTS Not Replaced	03002C
3	Emblem GTS Black Plastic Snap in Type w/Logo	03003A
4	Nut Steering Wheel Retaining 8/16 x 18 ELN	03004A
4A	Pad Steering Wheel Jipon (Rubber)	03004B
5	Trim Steering Wheel Lower (Plastic)	03005A
6	Shaft Steering Column Upper	03005A
7	Cam Turn Signal Cancelling	03006A
7A	Spring Steering Column Upper Bearing	03007A
8	Spacer Steering Shaft Spring	03008A
8	Bearing Steering Column Upper	03009A
9	Bearing Steering Column Lower	03010A
10	Washer Lower Bearing	03011A
11	Retaining Spring	03012A
12	Bot Steering Column to Dash MB x 1.25 x 20mm Allen Head	03015A
13	Tube Steering Column	03016A
13	Tube Steering Column GTS From #9095 w/New Type Ignition Switch #03036C	03016B
14	Bot Steering Column to Dash MB x 1.25 x 16mm	03015A
15	Nut Steering Column Joint MB x 1.25 ELN	01076A
16	Joint (Universal) Steering Shaft	03015A
17	Bot Steering Column Joint MB x 1.25 x 25	03016A
18	Shaft Steering Column Lower w/Slip Joint	03017A
19	Bot Steering Shaft at Floor	03018A
20	Bot Steering Shaft Coupler 1/4" x 28 x 1-1/2"	03019A
21	Coupler Steering Gear Input Shaft	03019A
22	Nut Steering Shaft Coupler 1/4 x 28	03021A
22A	Lock Washer 1/4"	03022A
23	Screw Bracket to Turn Signal Switch 10 - 24 x 1/2"	03023A
24	Bracket Turn Indicator Upper Columns	03024A
25	Switch Assembly Turn Indicator	03025A
25A	Connection Turn Signal Switch Wires	03025B
26	Turn Steering Column RH for Ignition Switch	03026A
26	Turn Steering Column RH for Ignition Switch (From #9095) GTS-S	03026C
26A	Screw Sheet Metal #10 x 3/4"	03026B
27	Turn Steering Column LH for Turn Signal Switch	03027A
27	Turn Steering Column LH for Ignition Switch (From #9095) GTS-S	03027C
27A	Screw Countersunk Phillips 8 - 32 x 5/16	03027B
28	Tie Rod End with Nut	03028A
29	Nut Tie Rod Joint to Steering Rack 1/2" x 20	03029A
30	Bot Steering Rack End Seal	03030A
30A	Clamp Steering Rack Boot (Outer)	03030B
30B	Clamp Steering Rack Boot (Inner)	03030C
31	Steering Rack Assembly	03031A

Original DeTomaso Pantera Parts



32	Bracket Steering Rack Mounting Upper (A-Dimension 25mm)	03032A
32	Bracket Steering Rack Mounting Upper (A-Dimension 31.7mm) Replaced by Above	03032A
32A	Spacer Steering Rack Mounting	03033A
33	Bracket Steering Rack Mounting Lower	03034A
34	Washer Fat Iron	03034A
34	Washer Lock Iron	03034A
35	Lock Tab Nut-Replaced by Lock Washer	03035A
36	Bot Steering Rack Mounting MB x 1.25 x 20mm	03036A
36	Bot Steering Rack Mounting Used w/Spacer #32A MB x 1.25 x 20mm	03036B
37	Reinforcement Steering Rack Mounting	03036A
38	Spacer Steering Gear Reinforcement	03037A
39	Nut MB x 1.25 ELN	03038A
40	Bot MB x 1.25 x 20mm	03039A
41	Ignition Switch & Lock	03040A
41	Ignition Switch & Lock (From #9095) GTS-S	03038B
42	Bezel Ignition Switch (Black Plastic)	03039A
43	Key Ignition (Blank)	03040A
43	Key Ignition (Blank) for Switch GTS-S (From #9365)	03040B





Original DeTomaso Pantera Parts

SECTION 4 ILLUSTRATION 8

Additional discounts to Pantera Platinum Customers
Number 002

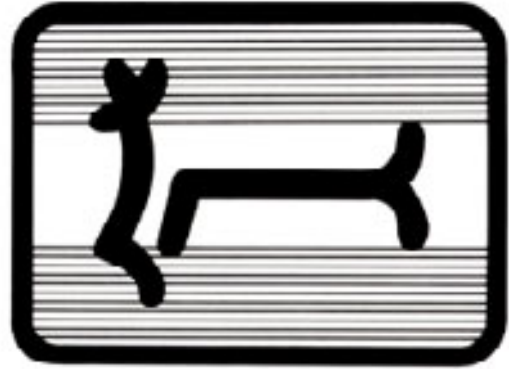


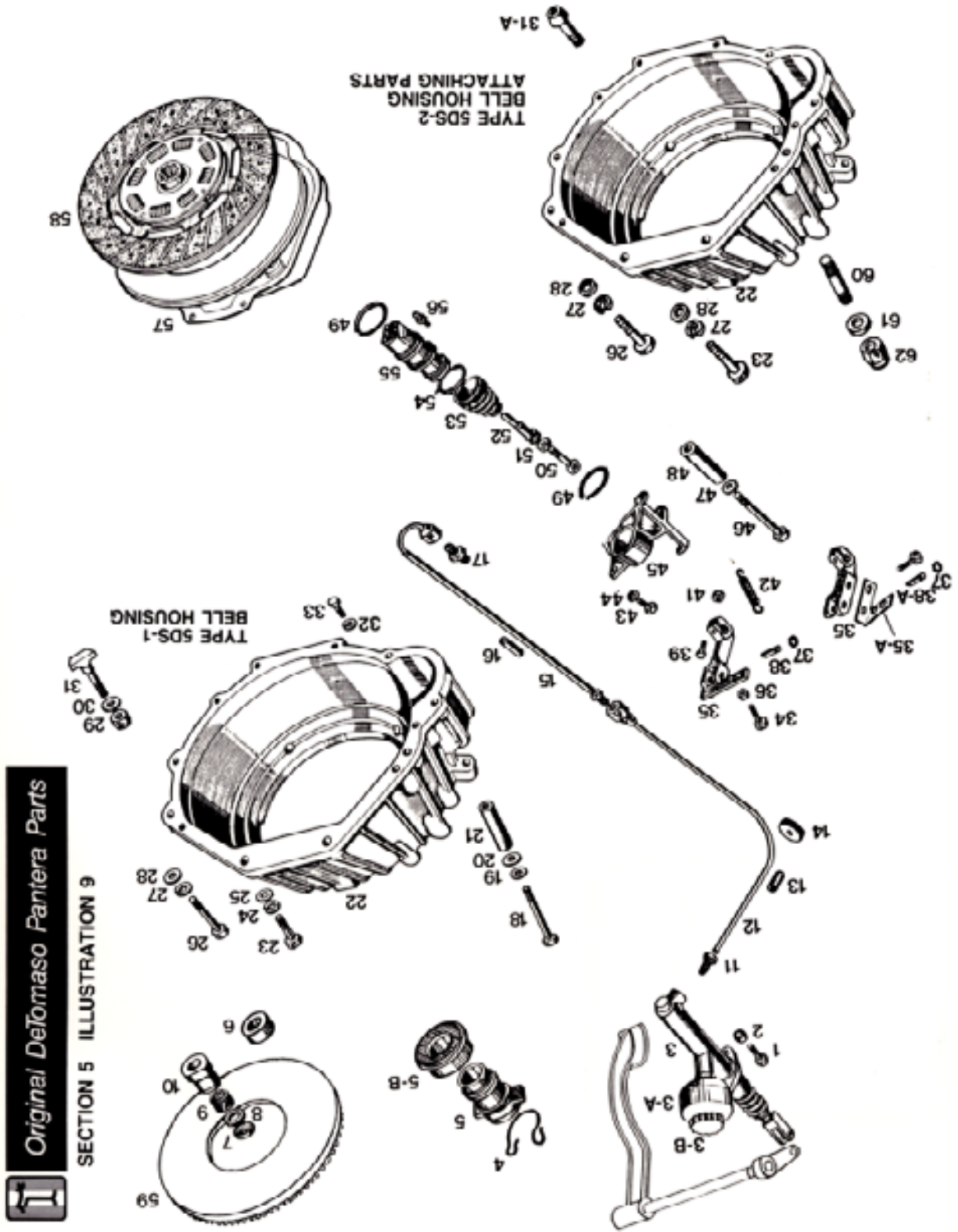
Owned and operated by DeTomaso enthusiasts
PI Motorsports, Inc./41

Original DeTomaso Pantera Parts

SECTION 4 ILLUSTRATION 8

ILLUSTRATION #	DESCRIPTION	PART #
1	Shaft Brake & Clutch Pedal Support	04X01A
2	Shaft Brake & Clutch Pedal Support w/Effort Reduction Kit	04X01B
2A	Pin Clutch Pedal to Shaft Outer	04002A
3	Pin Clutch Pedal to Shaft Inner	04002B
3	Pedal Brake	04003A
4	Bushing Brake Pedal & Shaft Mounting	04004A
5	Spring Brake & Clutch Pedal Retracting	04005A
6	Pedal Clutch	04006A
7	Pin Clutch Master Cylinder to Shaft	04X07A
8	Snap Ring Clutch Linkage Pins	04X08A
9	Snap Ring Throttle Pedal Shaft	04X09A
10	Washer Throttle Pedal	04010A
11	Pedal Throttle	04011A
12	Bearing Throttle Pedal	04012A
13	Pin Throttle Pedal Shaft Retaining	04013A
14	Shaft Throttle Pedal	04014A
14	Shaft Throttle Pedal Used w/Clutch Effort Reduction Kit	04014E
15	Pin Brake Pedal to Booster	04015A
16	Snap Ring Brake Pedal Pin	04009A
17	Pedal Brake & Clutch Pedal	04015B
18	Bracket Brake Pedal Return Stop	04016A
19	Stud Brake Pedal Return Bracket Mounting	04017A
20	Bracket Pedal Support	04018A
20	Bracket Pedal Support GT's (Used w/Booster #01032C)	04018B
21	Nut M8 x 1.25 ELN	01019A
22	Washer M8	01009A
23	Nut Brake Pedal Stop Jamd M8 x 1.25	21010A
24	Stop Brake Pedal Return	04020A
25	Bracket Throttle Travel Stop	04021A
26	Nut Throttle Pedal Stop Bot (Jamd) M8 x 1.25	01010B
27	Bot Throttle Pedal Stop M8 x 1.25 x 20mm	02011A
27	Bot Throttle Pedal Stop M8 x 1.25 x 30mm	04022A
28	Rod Clutch Master Cylinder Push (w/Effort Reduction Kit)	04023A
28	Rod Clutch Master Cylinder Push (w/Effort Reductor Kit)	04023B
29	Nut Clutch Master Cylinder Push Rod (Jamd) M8 x 1.25	01010A
30	Cerve Clutch Master Cylinder Push Rod (w/Effort Reduction Kit)	04024A
30	Cerve Clutch Master Cylinder Push Rod (w/Effort Reduction Kit)	04024B
31	Bracket Throttle Pedal Pin Support (w/Effort Reduction Kit)	04025A
32	Link Clutch Shaft to Bell Crank	04026A
33	Ball Crank Effort Reduction Kit	04027A
34	Bearing Bell Crank to Shaft	04012A
35	Kit Clutch Effort Reduction	04028A
35	Kit Clutch Effort Reduction w/o #1 Shaft	04028B





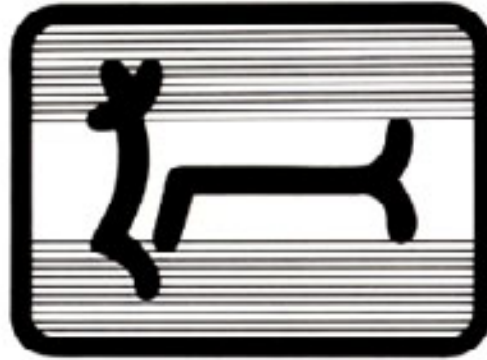
SECTION 5 ILLUSTRATION 9

Original DeTomaso Pantera Parts



ILLUSTRATION #	DESCRIPTION	PART #
1	Belt Clutch Master Cylinder to Support	050074
2	Nut Clutch Master Cylinder to Support M8 x 1.25 ELN	01610A
3	Clutch Master Cylinder w/ Effort Reduction Kit	05002A
3	Clutch Master Cylinder with Effort Reduction Kit	05002B
3A	Reservoir Clutch Master Cylinder	05003A
3B	Cap Clutch Master Cylinder Reservoir	01330A
4	Release Hub to Fork	05004A
5	M12 Clutch Release Bearing	05003A
5B	Bearing Assembly Clutch Release	05004A
6	Pilot Bearing 1-Piece Design Type 2 Transaxle	05007A
7	Retainer Pilot Bearing Type 1 Transaxle	05004A
8	Felt Seal First Bearing Type 1 Transaxle	05004A
9	Pilot Bearing Type 1 Transaxle (Ritter Cage Type)	05007B
10	Adapter Pilot Bearing to Crankshaft Type 1	05003A
11-12	Tube Clutch Master Cylinder to Rear Tube	05011A
13	Insulator Fabricate Iron Bulk Hoses	05012A
14	Grounded Front Fork Floor to Tube	05013A
15	Tube Clutch Slave Cylinder to Front Tube (Flat)	05013A
16	Insulator Fabricate Iron Bulk Hoses	05014A
17	Flaring Clutch Slave Cylinder to Tube	05015A
18	Bolt Transaxle to Bell Housing 716 x 20 x 4"	05015A
19	Lock Washer M11	01015A
20	Flat Washer 716"	05016A
21	Spacer Transaxle to Bell Housing 60mm	05017A
22	Bell Housing Type 1 w/ Inspection Holes at Top	05018A
22	Bell Housing Type 2 w/ Inspection Hole Left Top Side	05018B
23	Bolt Bell Housing to Block 716 . 14 x 1.34"	05019A
24	Lock Washer 715"	05020A
25	Flat Washer 716"	05021A
26	Bolt 715 . 14 x 2-1/2"	05022A
27	Lock Washer 715"	05023A
28	Flat Washer 716"	05024A
29	Nut Transaxle to Bell Housing (Lower) Type 1 M12 x 1.25	05025A
30	Flat Washer M12	05025A
31	Transaxle Attaching Bolt Type 1	05026A
31A	Transaxle Attaching Bolt Lower (Type 2) M10 x 1.5 x 40 Allen Head	05026A
32	Lock Washer Iron	05014A
33	Bolt Motor Plate to Bell Housing M8 x 1.25 x 12	05027A
34	Bolt Clutch Free Travel Adj. M8 x 1 x 25mm	01015A
35	Lever Clutch Arm 1 Piece 1st Series Replaced by 2 Piece Design	05027A
35	Lever Clutch Arm (2 Piece Design)	05027A
36A	Bracket Clutch Adjustment & Return Spring	05027B
36	Nut M6	05027A
37	Clip	04020A
38	Pin Clutch Lever to Slave Cylinder 31mm Long	05029A
39A	Pin Clutch Lever to Slave Cylinder (Bolt w/ 2 Piece Bracket) 36mm Long	05029B
39	Bolt Clutch Lever Retaining M8 x 1.25 x 35mm	00016A
41	Nut Clutch Lever Retaining M8 x 1.25 ELN	01415A
42	Spring Clutch Return	05030A

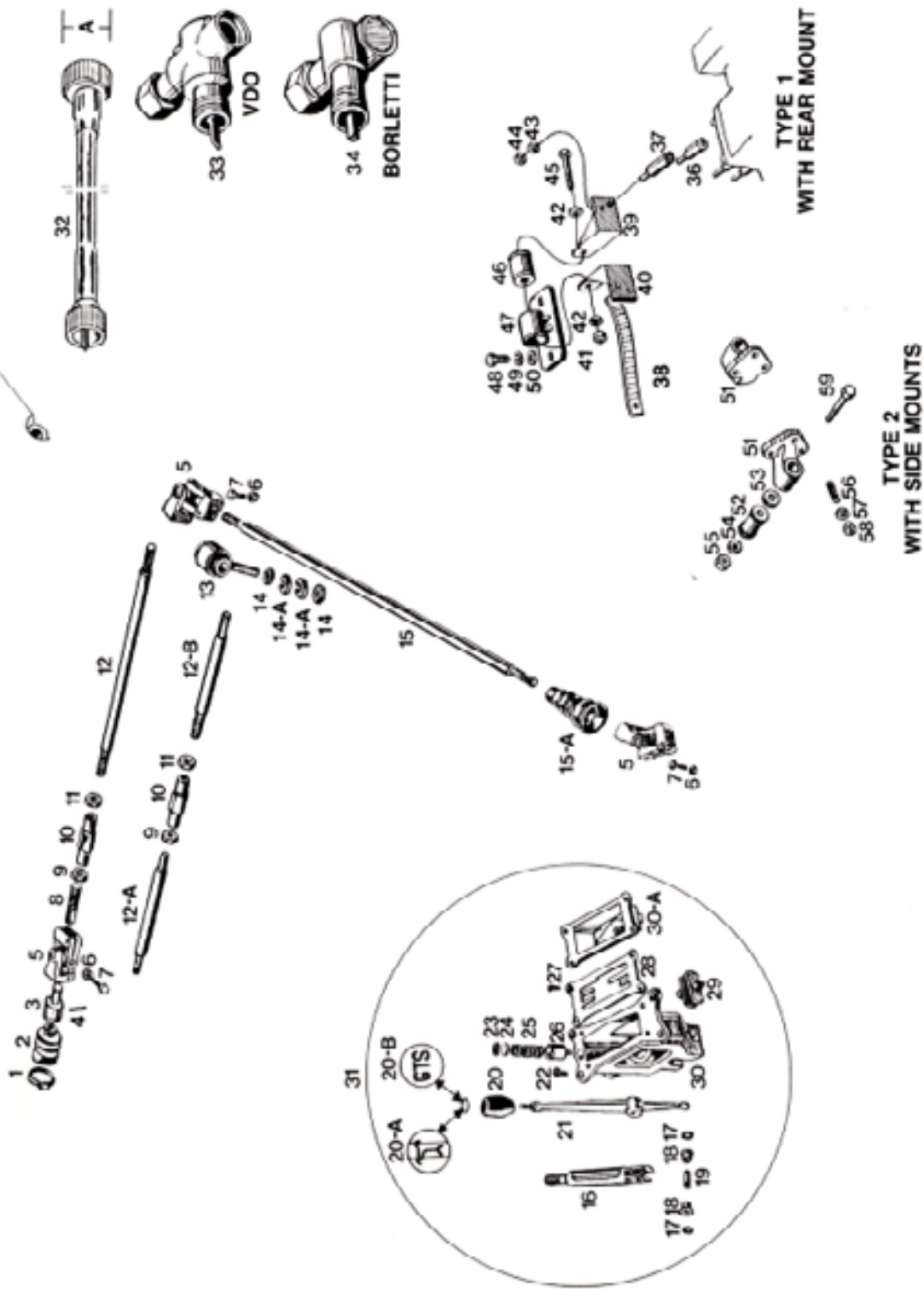
43	Bolt Slave Cylinder Bracket to Bell Housing M8 x 1.25 x 20mm	02073A
44	Lock Washer M8	02074A
45	Bracket Clutch Slave Cylinder to Bell Housing Type 1	05031A
45	Bracket Clutch Slave Cylinder to Bell Housing Type 2	05031B
46	Bolt Slave Cylinder Bracket to Engine 716 x 14 x 3-1/2"	05032A
47	Lock Washer 716"	05032A
48	Spacer Slave Cylinder Bracket to Bell Housing (75mm)	05033A
49	Snap Ring Slave Cylinder Framing	05034A
50	Ford Slave Cylinder Threaded w/Eye	05035A
51	Nut Slave Cylinder Foot Jamb M8 x 1.25	01417A
52	Plunger Clutch Slave Cylinder	05036A
53	Clutch Slave Cylinder Assembly	05037A
54	Steel Screw w/Cap Clutch Slave Cylinder	05038A
55	Clutch Pressure Plate Type 1 Transaxle	05039A
57	Clutch Pressure Plate Type 2 Transaxle	05039B
58	Clutch Disc Type 1 Transaxle	05040A
58	Clutch Disc Type 2 Transaxle	05040B
59	Flywheel & Ring Gear Assembly	05041A
60	Stud Bell Housing to Transaxle Type 2 M10 x 1.5 x 40	05042A
61	Flat Washer M10	05043A
62	Nut Bell Housing to Transaxle Type 2 M10 x 1.5 ELN	02093A





Original DeTomaso Pantera Parts

SECTION 6 ILLUSTRATION 10



**TYPE 1
WITH REAR MOUNT**

**TYPE 2
WITH SIDE MOUNTS**



SECTION 6 ILLUSTRATION 10

ILLUSTRATION #	DESCRIPTION	PART #
1	Crank Shaft Bolt Replacer	06027A
2	Ball Shaft Nut at Transaxle	06022A
3	Connector (U-Joint to Transmission)	06025A
4	Pin Connector to Transaxle	06026B
5	Joint Assembly Gearshift Universal	06015A
6	Nut M8 x 1.25 E/LN	07016A
7	Bolt U-Joint Replacing M8 x 1.25 x 36mm	03016A
8	Connector Not Available	
9	Nut (Jamb) Shift Rod Connector	09004A
10	Connector Shift Rod Adjusting	09005A
11	Nut (Jamb) Shift Rod Connector	09006A
12A	Shift Rod Rear (Not Replaces)	
12B	Shift Rod Rear Section	06002A
13	Shift Rod Rear (Front Section)	09008A
14	Shift Rod Center Support to Frame	09009A
15	Nut Shift Rod Support	06010A
16A	Lock Washer Shift Rod Support	06011A
17	Shift Rod Front	06012A
18	Bolt Shift Rod at Firewall	06013A
19	Shift Rod Gearshift U-Joint	06014A
20	Snap Ring Gearshift Lever Retaining Pin	34009A
21	Buffering Gearshift Lever	06015A
22	Pin Gearshift Lever Pivot	06016A
23	Knob Gearshift Black	06017A
24	Emboss Gearshift Knob Defensioe Crest (Blue & White)	06018A
25	Emboss Gearshift Knob GTS Back with/White Letters	06019A
26	Gearshift Lever	06020A
27	Bolt Gearshift Housing to Body M8 x 1.25 x 15 (Allen CS)	06021A
28	Retainer Gearshift Detent Spring	06022A
29	Spring Gearshift Detent	06023A
30	Detent Gearshift Locking	06024A
31	Bolt Gearshift Case to Housing (Chrome) M6 x 12 x 15mm (Allen C.S.)	06025A
32	Gate Gearshift Selector	06026A
33	Pivot Gearshift Lever	06027A
34	Housing Gearshift Control	06028A
35	Bolt Gearshift at Console	06029A
36	Gearshift Assembly Complete Assembled (Not FC-204-22-26-32A)	
37	Speedometer Cable Assembly VDC A= 20mm	06031A
38	Speedometer Cable Assembly Bonnet A= 15mm	06032B
39	Adapter Speedometer Angle Drive VDO Rate 1:1 for Indicator Ratio 16:1 REV = 1 mile	06033A
40	Adapter Speedometer Angle Drive VDO Rate 1:1.1 for Indicator Ratio 16:1 REV = 1 mile	06034A
41	Adapter Speedometer Angle Drive Bonnet United SC-0805 (No. Notable)	06035B
42	Adapter Speedometer Angle Drive Bonnet United SC-0804 for Indicator 16:1 REV = 1 mile	06036C

Original DeTomaso Pantera Parts

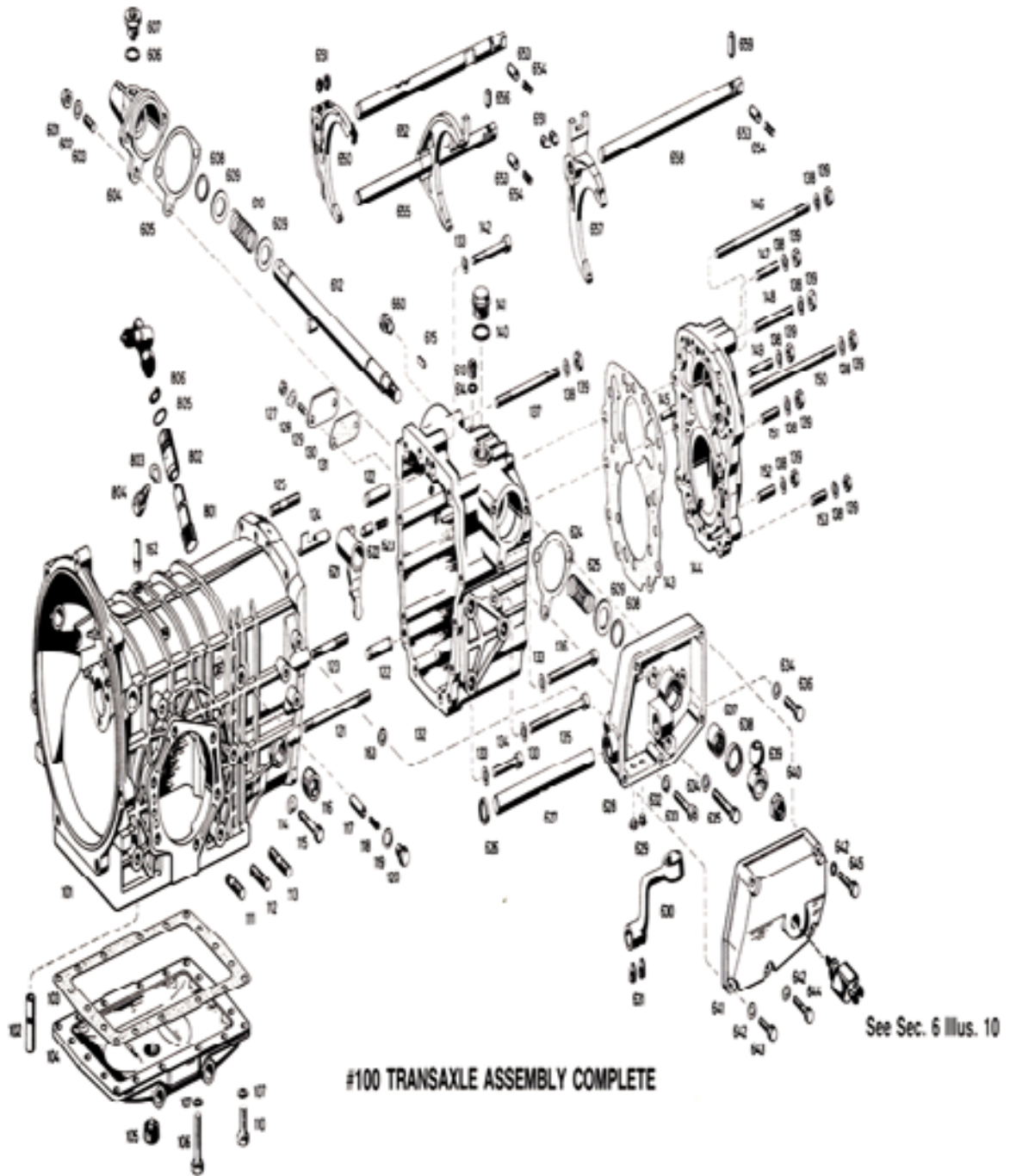
35	Switch Back Up Lights	06033A
36	Adapter Bolt Mount to Transaxle 26mm Long	06034A
37	Adapter Bolt Mount to Transaxle 46mm Long	04016A
38	Ground Cable Transaxle to Body	06035A
39	Support Bracket LH	06036A
40	Support Bracket RH	06037A
41	Nut Support Bracket Bolt M12 x 1.75 E/LN	02009A
42	Flat Washer M12	06038A
43	Lock Washer M8	01038A
44	Nut M8 x 1.25	07016A
45	6x8 M12 x 1.75 x 90mm	06048A
46	Insulator Transaxle Rear Mount	06049A
47	Bracket Rear Mount to Body	06052A
48	6x8 M10 x 1.5 x 25mm	06053A
49	Lock Washer M10	06054A
50	Flat Washer M10	05052A
51	Support Bracket RH & LH w/Side Mount	06055A
52	Insulator Transaxle Side Mount RH & LH	06056A
53	Shim Insulator to Support 1.5mm Thick	06057A
54	Flat Washer M10	06058A
55	Nut M12 x 1.75 E/LN	02009A
56	Stud Support Bracket to Transaxle M10 x 1.5 x 40mm	06059A
57	Washer Support Bracket V10 (Spring Washer)	06060A
58	Nut M10 x 1.5 E/LN	02009A
59	Bolt Side Mount to Chassis M10 x 1.75 x 100mm	06061A





Original DeTomaso Pantera Parts

SECTION 7 ILLUSTRATION 11



Additional discounts to Pantera Platinum Customers
Number 002



Owned and operated by DeTomaso enthusiasts
PI Motorsports, Inc./47

SECTION 7 ILLUSTRATION 11, 12, 13




ILLUSTRATION #	DESCRIPTION	PART #
100	GEARBOX HOUSING GROUP	
100	Transaxle Assembly_Type 1	07100A
100	Transaxle Assembly_Type 2	07100B
101	Gear Housing	07181A
102	Pin	07102A
103	Gasket	07103A
104	Cover	07104A
105	Drain Plug	07105A
106	Screw	07106A
107	Spring Washer	07107A
108	Nut	07108A
110	Screw	07110A
111	Sluc	07111A
112	Sluc	07112A
113	Sluc	07113A
114	Spring Washer	07114A
115	Screw	07115A
116	Drain Plug	07116A
117	Securing Peg	07117A
118	Compression Spring	07118A
119	Ring	07119A
120	Drain Plug	07120A
121	Sluc	07121A
122	Dowel	07122A
123	Sluc	07123A
124	Oil Pipe	07124A
125	Sluc	07125A
126	Beather	07126A
127	Nut	07127A
128	Lock Washer	07128A
129	Sluc	07129A
130	Cover	07130A
131	Gasket	07131A
132	Gearbox Cover	07132A
133	Spring Washer	07133A
134	Cylindrical Screw	07134A
135	Cylindrical Screw	07135A
136	Cylindrical Screw	07136A
137	Sluc	07137A
138	Spring Washer	07138A
139	Nut	07139A
140	Ring	07140A
141	Drain Plug	07141A
142	Cylindrical Screw	07142A
143	Gasket	07143A
144	Rear Cover	07144A
145	Oil Pipe	07145A
146	Sluc	07146A
147	Sluc	07147A
148	Sluc	07148A
149	Sluc	07149A
150	Sluc	07150A


151	Slud	07151A
152	Slud	07152A
153	Slud	07153A
154	Angled Elbow	07154A
155	Nut	07155A
156	Ring	07156A
157	Top Cap	07157A
158	Ring	07158A
159	Slum	07159A
160	Cover Plate	07160A
161	Bull	07161A
162	Brusher Pipe	07162A
163	Slum	07163A
164	Nut	07164A
165	Slud	07165A
166	Spring Washer	07166A
INPUT SHAFT GROUP		
201	Cylindrical Screw	07201A
202	Spring Washer	07202A
203	Guiding Tube	07203A
204	Shaft Seal	07204A
205	Needle Bearing	07205A
206	Needle Bearing	07206A
207	Cutlip	07207A
208	Trust Washer	07208A
209	Needle Cage	07209A
210	5th Gear Cpl	07210A
211	Trust Washer	07211A
212	Split Shim	07212A
213	Synchro Ring (Steel)	07213A
214	Synchro Spring	07214A
215	Pressure Piece	07215A
216	Synchrobody	07216A
217	Siding Sleeve	07217A
218	Needle Cage	07218A
219	4th Gear Cpl	07219A
220	Bearing Bush	07220A
221	Needle Cage	07221A
222	3rd Gear Cpl	07222A
223	Trust Washer	07223A
224	Split Shim	07224A
225	Synchro Ring (Steel)	07225A
226	Synchrobody	07226A
227	Siding Sleeve	07227A
228	2nd Gear Cpl	07228A
229	Input Shaft	07229A
230	Dowel	07230A
231	Needle Cage	07231A





Original DeTomaso Pantera Parts

SECTION 7 ILLUSTRATION 12



Original DeTomaso Pantera Parts

232	Roller Bearing	D723FA
233	Spring Ring	D7203A
234	Angular Contact Ball Brg	D7204A
235	Shim	D7236A
236	Nut	D7296A
OUTPUT SHAFT GROUP		
401-402	Ring & Pinion Ratio 3.56:1	CM01A
401-402	Ring & Pinion Ratio 3.78:1	CM01B
401-402	Ring & Pinion Ratio 4.00:1	CM01C
401-402	Ring & Pinion Ratio 4.22:1	CM01D
401-402	Ring & Pinion Ratio 4.52:1	CM01E
401-402	Ring & Pinion Ratio 5.25:1	CM01F
403	Roller Bearing	CM03A
404	5th Gear	CM04A
405	Speedo Worm	CM05A
406	4th Over	CM06A
407	3rd Gear	CM07A
408	Spacer	CM08A
409	2nd Gear	CM09A
410	Input Ring	CM10A
411	Needle Cage	CM11A
412	Ring	CM12A
413	3rd Gear	CM13A
414	Synchr Ring	CM14A
415	Reverse Gear Sliding Sleeve	CM15A
416	Synchr Spring	CM16A
417	Pressure Piece	CM17A
418	Synchrbody Cpl.	CM18A
419	Locating Plate	CM19A
420	Circip	CM20A
421	Spring Ring	CM21A
422	Spacer	CM22A
423	Angular Contact Ball Brg	CM23A
424	Spacer	CM24A
425	Nut	CM25A
REVERSE GEAR ASSEMBLY GROUP		
501	Reverse Idler Gear Cpl	CM30A
502	Reverse Idler Shaft	CM32A
503	Dowel	CM33A
GEARCHANGE GROUP		
601	Nut	CM01A
602	Spring Washer	CM02A
603	Stud	CM03A
604	Mounting Bracket	CM04A
605	Gasket	CM05A
606	Ring	CM06A
607	Interlock Peg	CM07A
608	Y-Ring	CM08A
609	Shim	CM09A
610	Compression Spring	CM10A
612	Gear/Int Operating Shaft Cpl	CM12A
613	Plug	CM13A

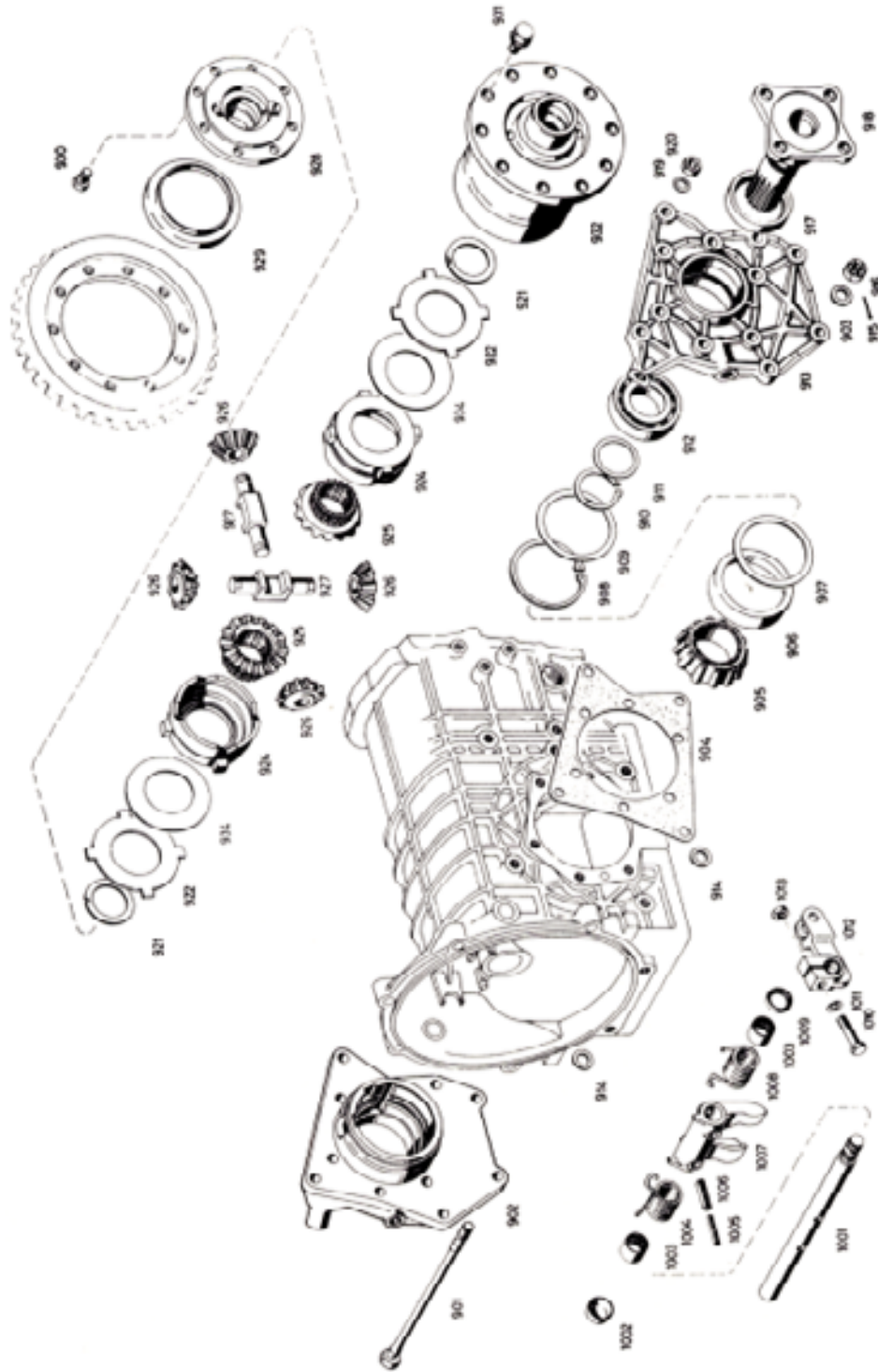
614	Ring	CM14A
615	Spring	CM15A
621	R. Gear Selective Lever Cpl	CM21A
622	Detent Bolt	CM22A
623	Compression Spring	CM23A
624	Gasket	CM24A
625	Compression Spring	CM25A
626	Oil Seal	CM26A
627	Gear/Int Operating Shaft	CM27A
628	Selecter Housing Cpl	CM28A
629	Plug	CM29A
630	Selecter Arm	CM30A
631	Grub Screw	CM31A
632	Spring Ring	CM32A
633	Cylindrical Screw	CM33A
634	Spring Washer	CM34A
635	Screw	CM35A
636	Screw	CM36A
637	Needle Bearing	CM37A
638	Shaft Seal	CM38A
639	Selecter Finger	CM39A
640	Nut	CM40A
641	Selecter Cover	CM41A
642	Spring Washer	CM42A
643	Screw	CM43A
644	Screw	CM44A
645	Screw	CM45A
650	4th + 5th Gear Selector Fork	CM50A
651	Grub Screw	CM51A
652	4th + 5th Gear Selector Rail	CM52A
653	Selecter Peg	CM53A
654	Cylindrical Screw Compression Spring	CM54A
655	2nd + 3rd Gear Selector Rail	CM55A
656	Locking Bar	CM56A
657	1st Gear Selector Fork	CM57A
658	1st Gear Selector Rail	CM58A
659	Locking Bar	CM59A
660	Drain Plug	CM60A
SPEEDO DRIVE GROUP		
801	Speedo Shaft Type 1 Transverse	CM81A
801	Speedo Shaft Type 2 Transverse	CM81B
802	Speedo Pinion Bush	CM82A
803	Shim	CM83A
804	Screw	CM84A
805	Ring	CM85A
806	Shaft Seal	CM86A





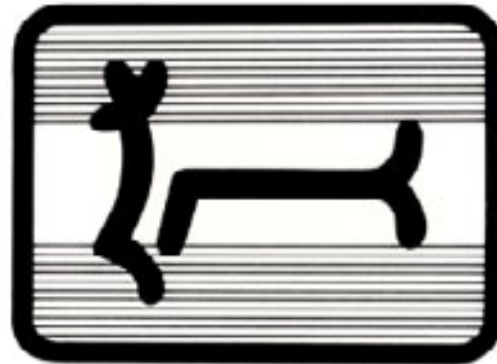
Original DeTomaso Pantera Parts

SECTION 7 ILLUSTRATION 13





Original DeTomaso Pantera Parts



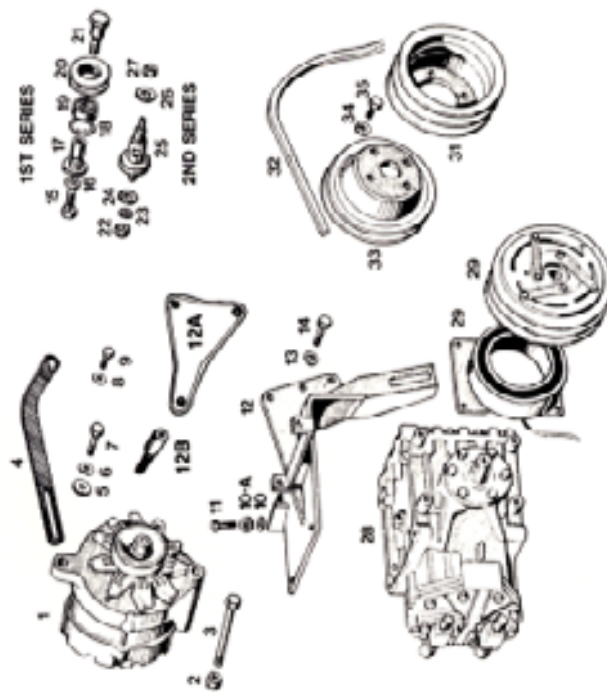
DIFFERENTIAL GROUP	
901	Tension Bolt 07901A
902	Right Flange 07902A
903	Shim 07903A
904	Gasket 07904A
905	Bearing Inner Ring 07905A
906	Bearing Outer Ring 07906A
907	Fitric Shim 07907A
908	Orbita 07908A
909	Fitric Shim 07909A
910	Orbita 07910A
911	Fitric Shim 07911A
912	Ball Bearings 07912A
913	Left Flange 07913A
914	Spacer 07914A
915	Spot Pin 07915A
916	Crown Nut 07916A
917	Shaft Seal 07917A
918	Output Drive Aisle 07918A
919	Spring Washer 07919A
920	Nut 07920A
921	Thrust Washer 07921A
922	Outer Disc 07922A
923	Inner Disc 07923A
924	Pressure Ring 07924A
925	Side Gear 07925A
926	Pinion Gear 07926A
927	Cross Shaft 07927A
928	Housing Cover 07928A
929	Cap 07929A
930	Cylindrical Screw 07930A
931	Screw 07931A
932	Differential Housing Cpl. 07932A
934	Crown Wheel 07934A
CLUTCH WITHDRAWAL GROUP	
1001	Clutch Withdrawal Shaft 07961A
1002	Cover 07962A
1003	Needle Bearing 07963A
1004	Return Spring 07964A
1005	Roll Pin 07965A
1006	Roll Pin 07966A
1007	Clutch Withdrawal Fork 07967A
1008	Return Spring 07968A
1009	Oil Seal 07969A
1010	Screw 07970A
1011	Spring Washer 07971A
1012	Clutch Lever 07972A
1013	Nut 07973A



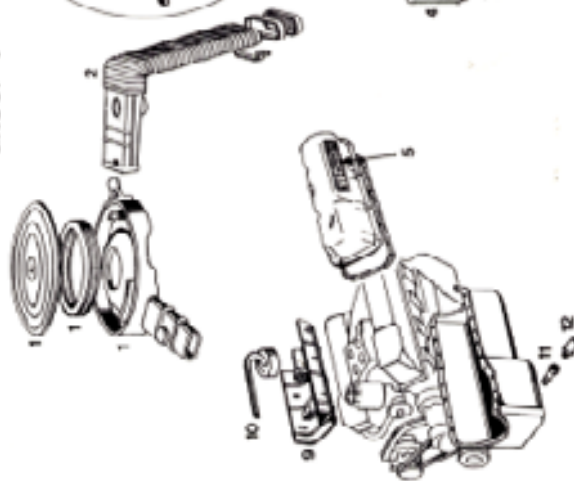


Original DeTomaso Pantera Parts

**SECTION 8 ILLUSTRATION 14
GROUP 1**



GROUP 4



GROUP 2



SECTION 8 ILLUSTRATION 14

ILLUSTRATION #	DESCRIPTION	PART #
Group 1 Front Engine Drive Accessories		
1	Alternator Assembly 61 Amp	08100A
2	Flat Washer 3/8" - 20 ELN	08100A
3	Bot Alternator Retaining Bolt 3/16 x 1.75 ELN	05075A
4	Arm Alternator Retaining 3/16 x 20 x 1.5 SAE	05075A
5	Arm Alternator Adjusting	08102B
6	Arm Alternator Mounting U-bolts w/Australian Engine	08102B
7	Flat Washer 3/8"	08103A
8	Lock Washer 3/8"	08103A
9	Bot Arm to Alternator 3/8 x 16 x 1"	08103A
10	Lock Washer 3/8"	08103A
11	Bot Arm to Water Pump 3/8" x 16 x 1"	08103A
12	Lock Washer 3/8"	08103A
13	Bot Arm to Alternator 3/8 x 16 x 1"	08103A
14	Lock Washer 5/16"	08103A
15	Bot Bracket to Engine 5/16 x 18 x 1-1/4 USS	08104A
16	Bot Idler Pulley Shaft to Bracket M12 x 1.5 x 30mm	08110A
17	Flat Washer M12	08111A
18	Shaft Idler Pulley 1/2 Series	08112A
19	Snap Ring	08113A
20	Bearing Assembly Air Conditioner Idler	08114A
21	Pulley Air Conditioner Idler	08115A
22	Bot Idler Pulley Retaining Bolt M12 x 1.75	08116A
23	Nut Idler Pulley Shaft to Bracket M12 x 1.75	08117A
24	Lock Washer M12	05023A
25	Flat Washer M12	08118A
26	Shaft Idler Pulley 2nd Series	08119A
27	Flat Washer M12	05023A
28	Nut Idler Pulley Retainer M12 x 1.75 ELN	05024A
29	Compressor Assembly Air Conditioner (Nisk Type)	08120A
30	Clutch Assembly Air Conditioner Compressor	08121A
31	Pulley Crankshaft Outer	08122A
32	Bot Alternator	08123A
33	Bot Air Conditioner	08124A
34	Pulley Water Pump	08125B
35	Lock Washer 1/8"	00014A
36	Bot-Pulley to w/Pump 5/16 - 24 x 3/4 SAE	08126A
Group 2 Engine Mount to Chassis		
1	Lock Washer 1/8"	05027A
2	Bot 7/16 x 14 x 1-1/2 USS	08200A
3	Flat Washer 2 1/4"	05156A
4	Bracket Engine Mount on Engine L & R	08207A
5	Nut Engine Mount Bot M12 x 1.75 ELN	00009A
6	Washer Engine Mount Bot M12 Flat	06029A
7	Bot Engine Mount Connecting M12 x 1.75 x 90	06040A
8	Insulator Engine Mount	06025A
9	Spacer Engine Mount Insulator	08203A

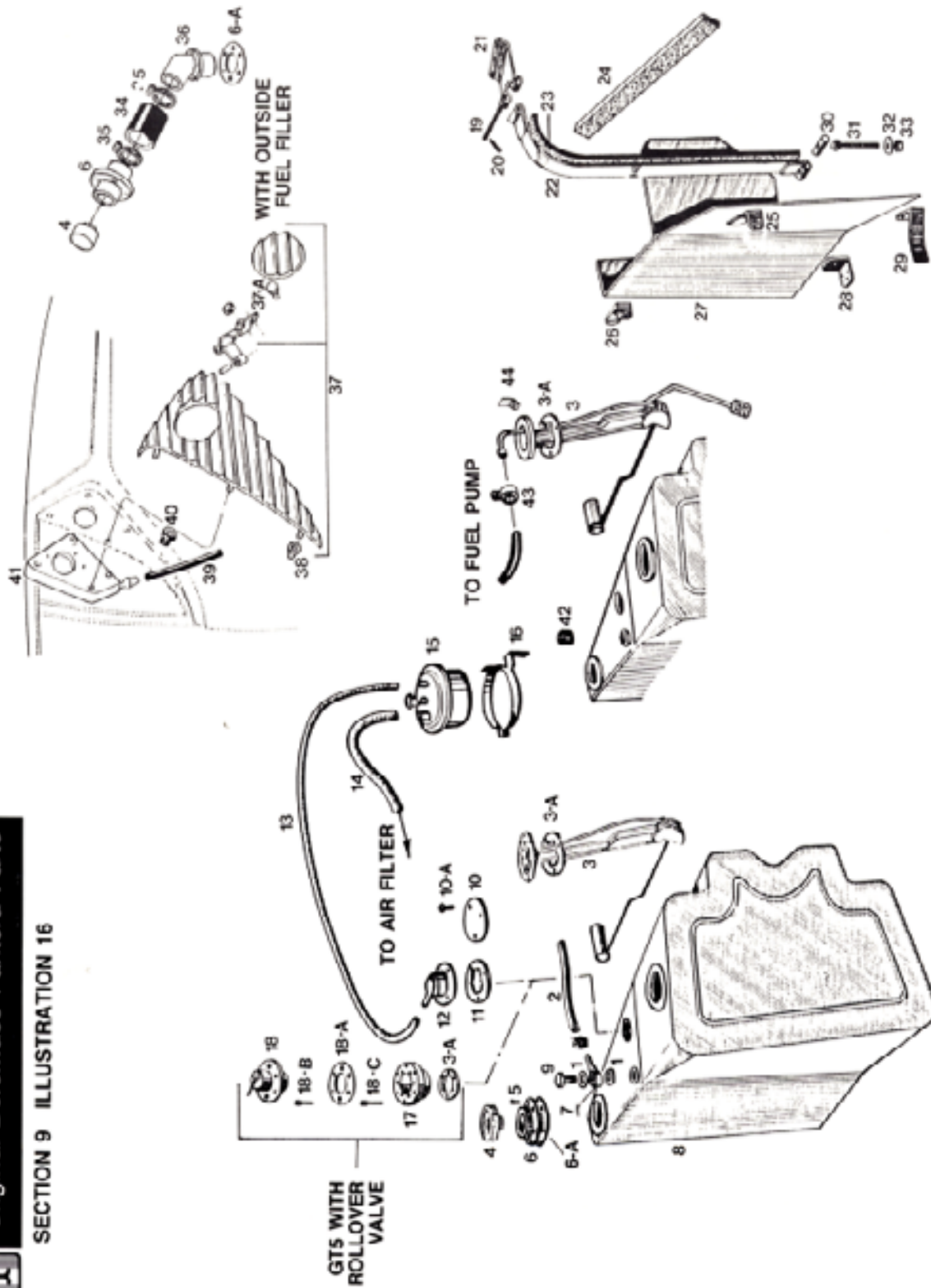
Original DeTomaso Pantera Parts

10	Bracket Engine Mount on Chassis RH	06204A
11	Bracket Engine Mount on Chassis LH	06204B
12	Nut Engine Bracket on Chassis M12 x 1.75 ELN	00009A
13	Flat Washer Engine Mount on Chassis Lower M12	06205A
14	Flat Washer Engine Mount on Chassis Upper M12	06038A
15	Bot Engine Mount to Chassis M12 x 1.75 x 100mm	06206A
Group 3 Throttle Cable & Brackets		
1	Bolt Throttle Arm to Carburetor	06300A
2	Nut	08301A
3	Arm Throttle Cable to Carburetor Adaptor	06302A
4	Seal Cable to Firewall 3rd Series	06303A
5	Retainer Throttle Cable Seal to Firewall	06304A
6	Screw Retainer to Firewall	06305A
7	Spring Throttle and Pulse Return	0-4-2A
8	Join Assembly Throttle Cable End w/Ball & Clip	06306A
9	Nut Throttle Cable to Joint US & B	06004B
10	Clip Throttle Cable to Bracket 3rd Series	08307A
11	Bracket Throttle Cable to Engine 1st Series	06308A
12	Bracket Throttle Cable to Engine 2nd Series with Threaded Hole	06308B
13	Bracket Throttle Cable to Engine 3rd Series	06309C
14	Nut Jamb Type Fitting to Bracket 2nd Series	06309A
15	Firing Throttle Cable to Bracket 2nd Series	06310A
16	Throttle Cable 1st & 2nd Replaced by 3rd Series	06311A
17	Throttle Cable Assembly w/Spring 3rd Series	06311B
18	Throttle Cable 075 from #6000	06311C
19	Screw	06312A
20	Clamp Throttle Cable to Console	06313A
21	Bracket Throttle Cable to Console (Required to Convert 1st & 2nd Series Steel Tube to 3rd Series Flex Cable)	06314A
Group 4 Engine Accessories		
1	Air Cleaner Assembly	06400A
2	Pickup Tube Fresh Air 1974 Typical	06401A
3	Dowel Engine Oil 3/8 - 5/8" Long	06402A
4	Dowel Tube (Extended Type)	06403A
5	Emblem DeTomaso on Valve Cover	06404A
6	Kit Webber Carb & Manifold DeTomaso	06405A
7	Carburetor Webber	06406A
8	Manifold Webber Carburetors	06407A
9	Windage Tray Engine Crankshaft	06408A
10	Oil Pan w/ Pickup Tube 10 Quart	06409A
11	Fitting - Oil Temperature Sender	06410A
12	Sender - Oil Temperature	06411A
13	Oil Cooler Kit - Complete	06412A



Original DeTomaso Pantera Parts

SECTION 9 ILLUSTRATION 16



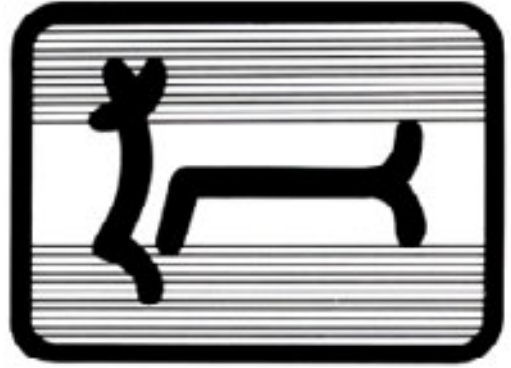
SECTION 9 ILLUSTRATION 16

ILLUSTRATION #	DESCRIPTION	PART #
1	Gasket Fuel Pickup Adapter	990014
2	Hose Fuel Tank to Fuel Pump Enriched Steel	990024
3	Sending Unit w/ Fuel Pickup (Not Replaced)	
3A	Sending Unit with Fuel Pickup	99003A
4	Gasket Sending Unit to Tank	99004A
4	Cap Fuel Tank Non-Locking	99005A
4	Cap Fuel Tank Locking	99006B
5	Bot Fuel Filter Base to Tank M4 x 1.0 x 16	99006A
6	Base Fuel Filter at Tank & External Fuel Filter	99007A
6A	Gasket Fuel Filter Base to Tank	99008A
7	Firing Fuel Tank Pickup Tube	99009A
8	Tank Assembly Fuel USA Type 21 Gallon Requires Sending Unit w/Pickup Tube) Aluminum	99010A
8	Fuel Tank GT1 Aluminum Requires Fuel Rollover Valve #17 & 18	99010B
9	Bot Fuel Pickup Tube Adapter	99011A
10	Flare Vapor Separator Block Off	99012A
10A	Rivet Vapor Separator to Tank	99013A
11	Gasket Vapor Separator	99004B
12	Separator Fuel Vapor	99014A
13	Hose Vapor Separator to Carbon Canister	99015A
14	Hose Carbon Canister Wrt	99016A
15	Canister Assembly Fuel Vapor Storage 71/2	99017A
15	Canister Assembly Fuel Vapor Storage 7/8	99017B
15	Canister Assembly Fuel Vapor Storage 7/8	99017C
16	Bracket Canister to Body	99018A
17	Adapter Fuel Rollover Valve to Tank GT's	99018A
18	Rollover Valve GT's	99020A
18A	Gasket Rollover Valve to Adapter	99021A
18B	Bot Rollover Valve to Adapter M5 x .80 x 14	99022A
19C	Bot Adapter to Tank M4 x .70 x 30 Allen Head	99022B
19	Pin Fuel Tank Strap to Bracket Upper	99023A
20	Retainer Pin to Bracket	99024A
21	Bracket Fuel Tank Strap to Body	99025A
22	Snap Fuel Tank Retaining	99026A
23	Insulator Fuel Tank Strap	99027A
24	Insulator Fuel Tank to Body (Thin Style)	99028A
24	Insulator Fuel Tank to Body (Thick Style)	99028B
25	Fuel Tank Shield Bracket Upper Front	99029A
26	Fuel Tank Shield Bracket Upper Rear	99029B
27	Shield Fuel Tank	99030A
27	Shield Fuel Tank w/External Fuel Filter	99030B
28	Fuel Tank Shield Bracket Lower Rear	99029C
29	Fuel Tank Shield Bracket Lower Front	99029D
30	Pin Fuel Tank Strap Lower	99031A
31	Bot Fuel Tank Strap to Body M6 x 1.0 x 60mm	99032A
32	Flat Washer Fuel Tank Strap Bot M6	99033A
33	Nut Fuel Tank Strap Bot M6 x 1.0 ELN	99034A
34	Hose Fuel Tank to Neck w/External Fuel Filter	99035A
35	Clamp Fuel Tank Fill Hose	99036A
35	Base Fuel Filter at Tank w/External Fuel Filter--45*	99037A
37	Ornament External Fuel Filter w/Flag Door	99038A
37A	Bumper Fuel Filter Door Swo	99039A

Original DeTomaso Pantera Parts

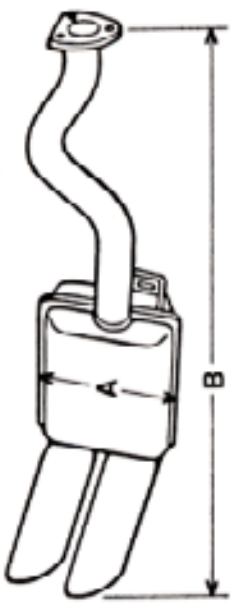


38	Retainer Ornament to Body (Plastic)	99040A
39	Hose Fuel Overflow w/External Fuel Filter	99041A
40	Nut Ornament to Body	99042A
41	Housing Fuel Filter Neck to 1st Panel	99043A
42	Plug Fuel Tank D/Fill Line	99044A
43	Clamp Fuel Hose	99045A
44	Sound Tab	99046A

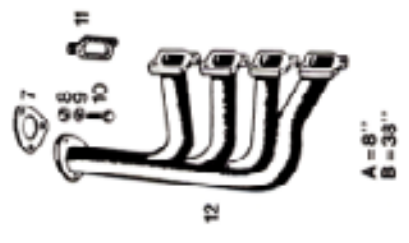


Original DeTomaso Pantera Parts

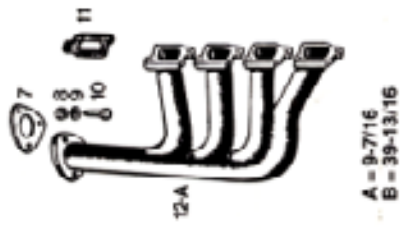
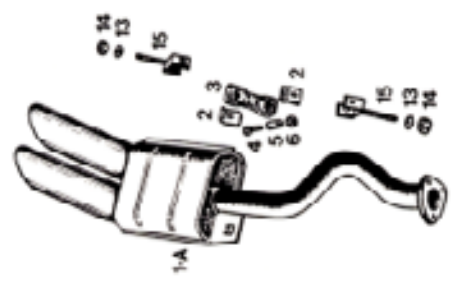
SECTION 10 ILLUSTRATION 17



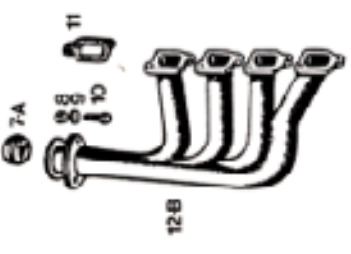
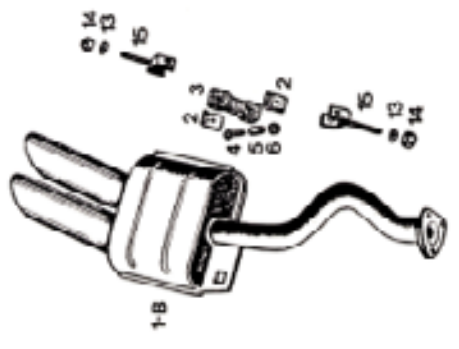
**1ST SERIES
TWO PIECE REAR BUMPER**



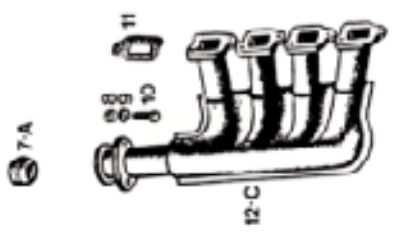
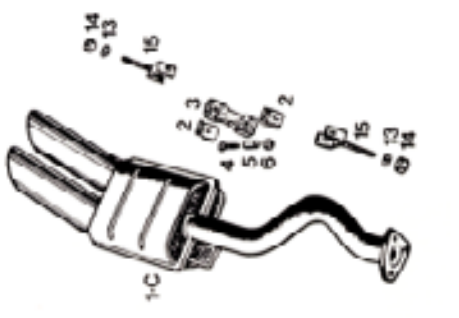
**2ND SERIES
TWO PIECE REAR BUMPER**



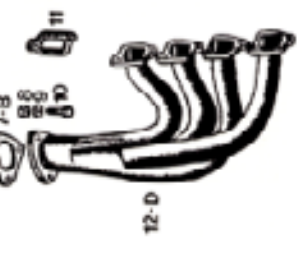
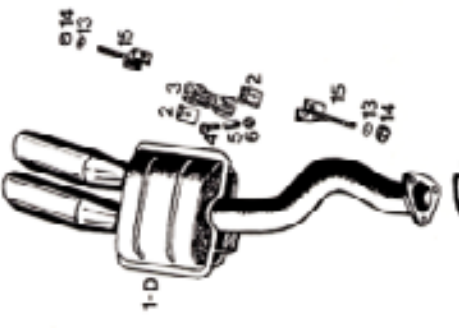
**3RD SERIES
TWO PIECE REAR BUMPER**



**4TH SERIES
ONE PIECE REAR BUMPER**



**GTS + GT5
EXHAUST**





Original DeTomaso Pantera Parts



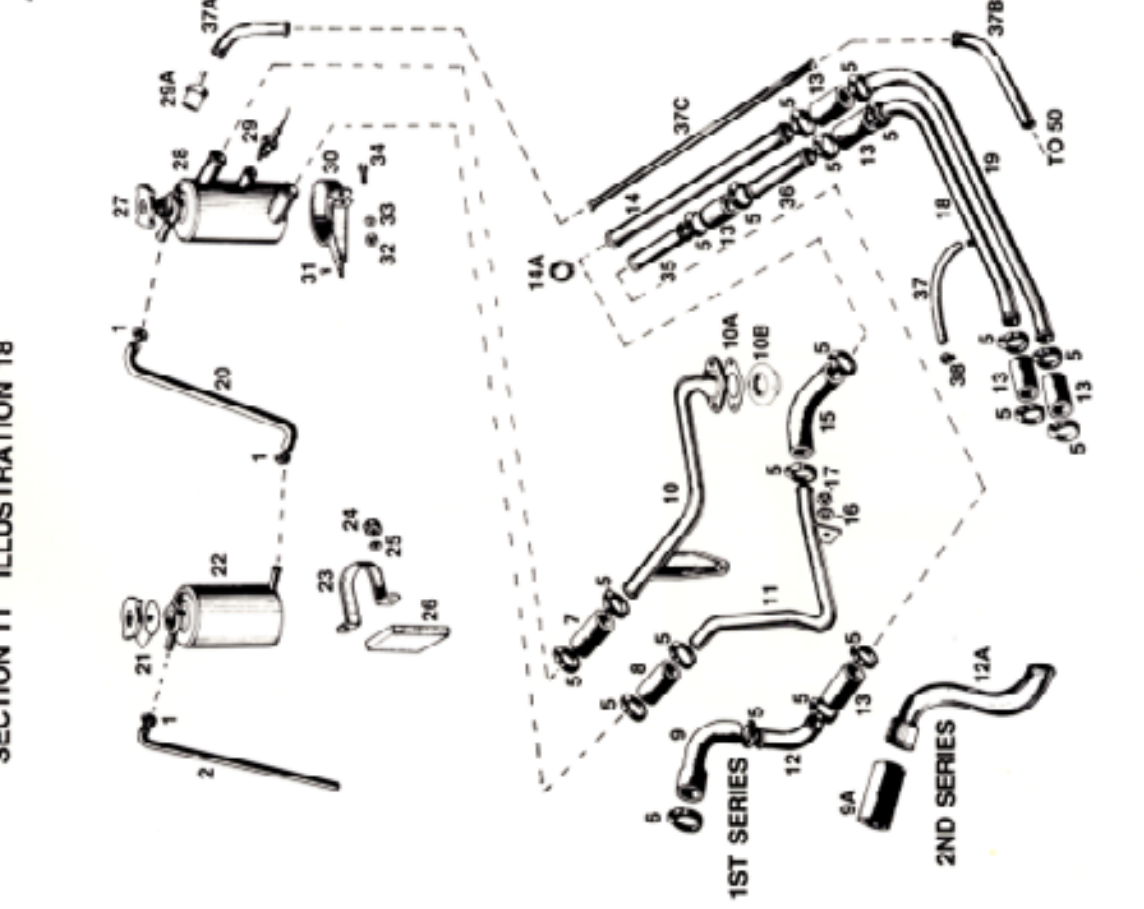
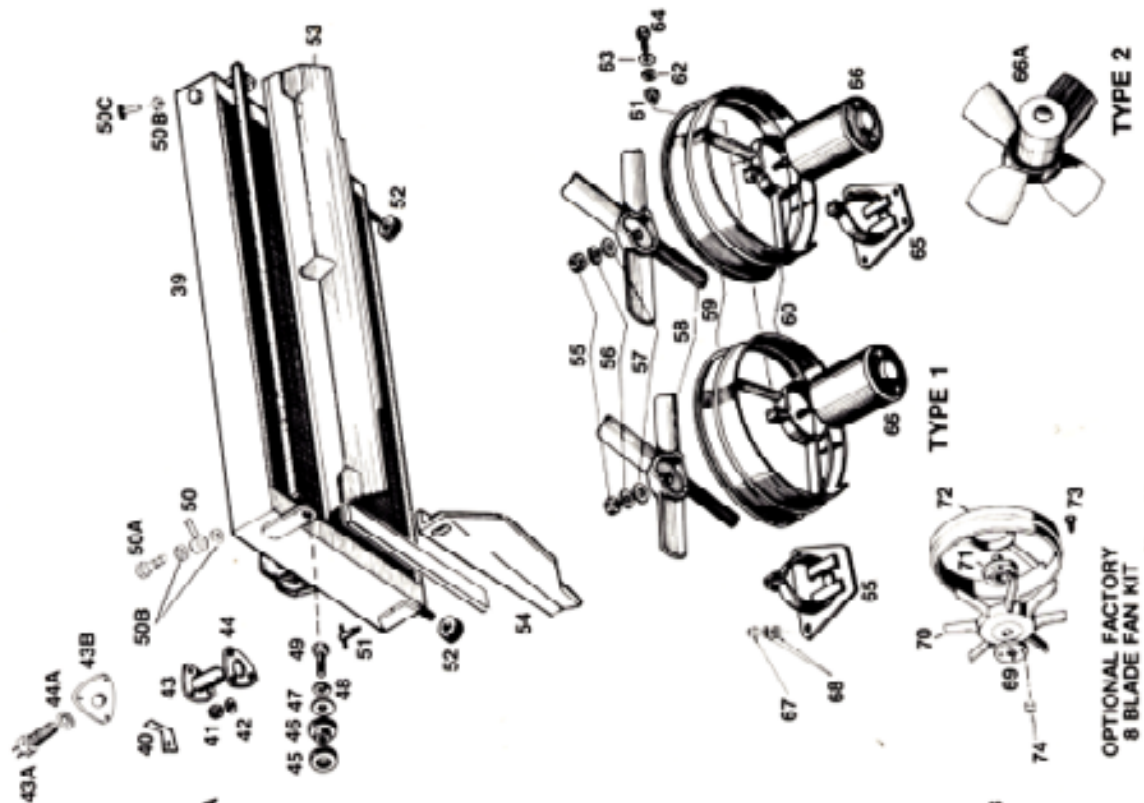
SECTION 10 ILLUSTRATION 17

ILLUSTRATION #	DESCRIPTION	PART #
1	Muffler & Tailpipe RH 1st Series Uses Flat Gasket #7	10011A
1	Muffler & Tailpipe LH 1st Series Uses Flat Gasket #7	10002A
1A	Muffler & Tailpipe RH 2nd Series Uses Flat Gasket #7	10003A
1A	Muffler & Tailpipe LH 2nd Series Uses Flat Gasket #7	10004A
1B	Muffler & Tailpipe RH 3rd Series Uses Donut Gasket #7A	10005A
1B	Muffler & Tailpipe LH 3rd Series Uses Donut Gasket #7A	10006A
1C	Muffler & Tailpipe RH 4th Series Uses Donut Gasket #7A	10007A
1C	Muffler & Tailpipe LH 4th Series Uses Donut Gasket #7A	10008A
1D	Muffler & Tailpipe RH GTS - GTS w/Larger O.D. Tailpipe	10009A
1D	Muffler Group 3 w/o Baffles FH	10009B
1D	Muffler & Tailpipe LH GTS - GTS w/Larger O.D. Tailpipe	10010A
1D	Muffler Group 3 w/o Baffles LH	10010B
NOTE: Exhaust System w/Catalytic Converter for Emissions See Section 8 Illustration #15		
2	Flange Muffler Support	10011A
3	Muffler Support Strap	10012A
4	Flat Muffler Support Strap MB x 1.25 x 40mm	10013A
5	Spacer Muffler Support	10014A
6	Nut Muffler Support MB x 1.25	10015A
7	Gasket Manifold to Tailpipe 2" ID Flat	10015B
7A	Gasket Manifold to Tailpipe Donut Type	10015C
7B	Gasket Manifold to Tailpipe 2.274" ID Flat	10016A
8	Nut Manifold Flange MB x 1	10017A
9	Lockwasher Manifold Flange MB	10017B
10	Bot MB x 1 x 30	10017C
11	Gasket Manifold to Cylinder Head	10018A
12	Manifold LH 1st Series	10019A
12	Manifold LH 1st Series	10020A
12A	Manifold RH 2nd Series	10021A
12A	Manifold LH 2nd Series	10022A
12B	Manifold RH 3rd Series (Replaced by 4th Series)	
12B	Manifold LH 3rd Series (Replaced by 4th Series)	
12C	Manifold LH 4th Series	10023A
12C	Manifold LH 4th Series	10024A
12D	Manifold RH GTS - GTS	10025A
12D	Manifold LH GTS - GTS	10026A
NOTE: Exhaust System w/Catalytic Converter for Emissions See Section 8 Illustration #15		
13	Washer Muffler Support w/NO Spring Type	00050A
14	Nut Muffler Support Bracket MFD x 1.5	01402A
15	Bracket Muffler Support	10027A



Original DeTomaso Pantera Parts

SECTION 11 ILLUSTRATION 18



SECTION 11 ILLUSTRATION 18

ILLUSTRATION #	DESCRIPTION	PART #
1	Clamp Overflow Hose	D9045A
2	Hose Overflow	10074A
5	Clamp Radiator Hose	11002A
6	Clamp Radiator Hose to Water Pump	11003A
7	Hose 1-3/8" x 7-7/8"	11004A
8	Hose 1-3/8" x 5-1/2"	11004B
9	Hose 3/4" Water Pump to Pipe 1st Series	11005A
9A	Hose Straight 1-3/4" x 5"	11005A
9C	Pipe Thermostat to Pressure Tank with Bracket	11007A
9CA	Gasket Thermostat to Block	11008A
10B	Thermostat 180°F	11009A
10B	Thermostat 192°F	11009B
11	Pipe Lower Pressure Tank to Center Tank	11010A
12	Pipe Lower Water Pump 1st Series	11011A
12A	Pipe Lower Water Pump (Fin Type Around Shifter Rod)	11011B
13	Hose 1-3/8" x 4"	11004C
14	Pipe Center Under Car 61/102" Long	11012A
14A	Grommet Coolant Pipe to Body	11013A
15	Hose 3/4"	11014A
16	Washer M6	O1006A
17	Nut M8 x 1.25 ELN	O1010A
18	Pipe Upper Radiator Front	11015A
19	Pipe Lower Radiator Front	11016A
20	Hose Pressure Tank to Overflow Tank	11017A
21	Cap Expansion Tank	11018A
22	Tank Expansion	11019A
23	Stop Expansion Tank Requiring	11020A
24	Nut M8 x 1.1	11020B
25	Flat Washer M6	11020C
26	Nut Expansion Tank Mounting	11021A
27	Cap Pressure Tank	11022A
28	Task Pressure	11023A
29	Sending Unit Water Temperature	11024A
29A	Fitting Bleed Hose to Tank 7th Pantera	11024B
30	Bracket Pressure Tank Mounting	11025A
31	River Bracket to Body (Deleted) Welded M4	
32	Nut M8 x 1 ELM	11026A
33	Flat Washer M6	O1010A
34	Bot M8 x 1 x 25mm	O1010A
35	Pipe Center Under Car 23" Long	11027A
36	Pipe Center Under Car 3" Long	11028A
37	Hose Radiator Bleed Upper Pipe to Radiator 15"	11029A
37A	Hose Radiator Bleed Pressure Tank to Tank 7th Pantera 44"	11029B
37B	Hose Radiator Bleed Tube to Radiator 7th Pantera 46"	11029C
37C	Tube Radiator Bleed Center Under Car from Serial #54899	11030A
38	Clamp Bleed hose	26045A
39	Radiator Assembly	11031A
39	Radiator Assembly w/Screw in Sensors	11031B
40	Tab (Sensor Ground Connector)	26046A
41	Nut M8 x .75	11032A
42	Lock Washer M4	11032B
43	Sensor 70°C 159/1°F Primary Fan (Upper)	11033A

Original DeTomaso Pantera Parts

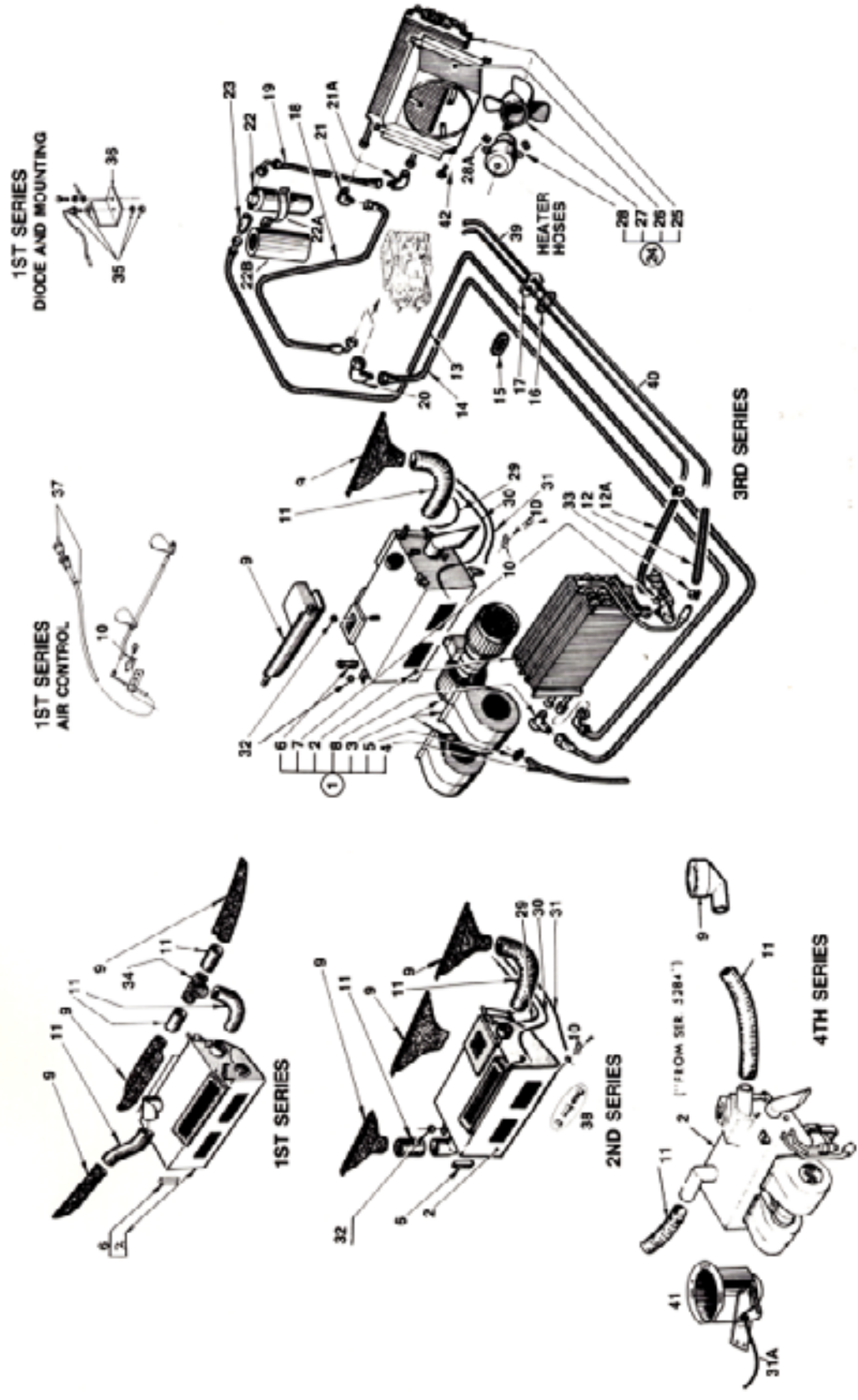
43	Sensor 85°C 185/1°F Secondary Fan (Lower)	11033B
43A	Sensor 50°C Hexagon Threaded Type	11033C
43A	Sensor 77°C Hexagon Threaded Type	11033D
43B	Adapter (For Sensors 443A to Old Style Radiator)	11033E
44	Gasket Sensor to Radiator	11034A
44A	Gasket (For Hexagon Type Sensor)	11034B
45	Grommet Radiator Mounting Side Ring	11035A
46	Grommet Radiator Mounting (Stop Type w/Seal)	11035B
47	Flat Washer M6	11036A
48	Lock Washer M8	O1010A
48	Bot M8 x 1.25 x 40mm	11037A
50	Fitting (Bungs) Bleed Hose to Radiator	11037A
50A	Bot (Bungs) Fitting to Radiator	11038A
50B	Gasket Bleed Bot & Fitting to Radiator	11038A
50C	Bleed Screw Thumbo Type	11038B
51	Drain Valve	11040A
52	Grommet Radiator Mounting Lower	11038C
53	Deflector Radiator Upper Air w/Seal	11041A
54	Deflector Radiator RH w/Seal	11042A
54	Deflector Radiator LH w/Seal	11043A
55	Nut Fan to Motor 18 - 28 ELN	O1021A
56	Lock Washer (Deleted)	
57	Flat Washer 1/4"	O1021B
58	Fan 4 Blade Plastic Type 1	11044A
59	Gasket Fan Shroud to Radiator	11045A
60	Shroud Assembly w/ Blade Fan Type 1	11046A
61	Nut Fan Shroud to Motor M6 x 1	26034A
62	Lock Washer M6	O1012A
63	Flat Washer M6	O1012A
64	Bot M6 x 1 x 20mm	11047A
65	Bracket Fan Mounting w/ Blade Fan Type 1	11048A
65	Bracket Fan Mounting w/Type 2 Fan Motor Assembly GT5	11048B
66	Fan Motor Type 1	11049A
66A	Motor & Fan Assembly GT5 Type 2 Complete	11049B
67	Nut M5 x 8 ELN	26034B
68	Grommet & Washer Fan Mounting Bracket to Body	11050A
68	Spacer Fan Mounting—8 Blade	11051A
70	Fan—8 Blade	11052A
71	Hub Fan to Motor—8 Blade	11053A
72	Sub-Fan Assembly—8 Blade Fan	11054A
73	Sub-Fan Hub M6 x 1 x 10mm	26034A
74	Nut-Fan Hub M5 x 1 ELM	11056A





Original DeTomaso Pantera Parts

SECTION 12 ILLUSTRATION 19

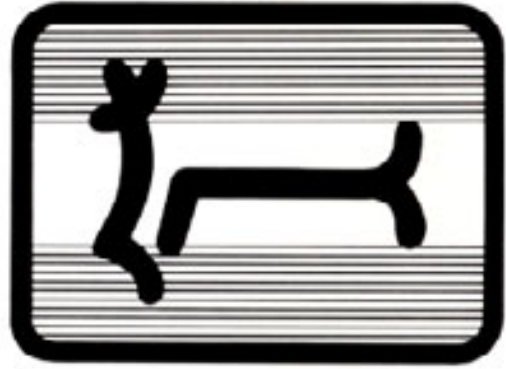


SECTION 12 ILLUSTRATION 19

ILLUSTRATION #	DESCRIPTION	PART #
1	AC Evaporator & Heater Assembly w/Motor 1st Series	12001A
1	AC Evaporator & Heater Assembly w/Motor 2nd Series	12001B
1	AC Evaporator & Heater Assembly w/Motor 3rd Series	12001C
1	AC Evaporator & Heater Assembly w/Motor 4th Series	12001D
2	Cone Assembly Air Conditioner Evaporator w/3 Center Air Vents	12002A
2	Cone Assembly Air Conditioner Evaporator w/2 Center Air Vents	12002B
3	Blower Motor Assembly w/Housing 1st 2nd 3rd Series	12003A
3	Blower Motor Assembly w/Housing 4th Series	12003B
4	Hot Air Conditioner Evaporator Drain	12004A
5	Grammet AC Drain Hose at Floor	12005A
6	Resistor Blower Motor Before #5285	12006A
6	Resistor Blower Motor After #5285	12006B
7	Valve Heater Hot Water	12007A
8	Valve Assembly Air Conditioner Expansion	12008A
9	Defroster Air Outlet Lower '91 Series RH	12009A
9	Defroster Air Outlet Lower '91 Series LH	12009B
9	Defroster Air Outlet Lower '91 Series Center	12009C
9	Defroster Air Outlet Lower LH & RH 2nd Series	12009D
9	Defroster Air Outlet Lower Center 2nd Series	12009E
9	Defroster Air Outlet Lower LH 3rd Series	12009F
9	Defroster Air Outlet Lower RH 3rd Series	12009G
9	Defroster Air Outlet Lower 45° 4th Series	12009H
9	Defroster Air Outlet Lower RH 40° 4th Series	12009I
10	Clip Heater Cable Retaining	12110A
11	Hose Defroster (Per Foot)	50111A
12	Hose Heater Underdash (Heater Core to Tube)	12112A
12A	Hose Heater Under Dash (Hot Water Valve to Tube)	12112B
13	Hose Air Conditioner (Drier to Evaporator)	12113A
14	Hot Air Conditioner (Compressor to Evaporator)	12114A
15	Grammet Air Conditioner Hoses to Firewall	12115A
16	Insulation Heater Tubes at Body	12116A
17	Retainer Heater Tubes at Body	50117A
18	Hose Air Conditioner (Compressor to Condenser)	12118A
19	Hose Air Conditioner (Drier to Condenser)	12119A
20	Fitting 90° Compressor to Hose (1st Series)	12200A
21	Fitting AC Pressure Hoses to Condenser (1st Series)	12000B
22	Drier Assembly Air Conditioner	12211A
22A	Bracket AC Drier Retaining	12211B
22B	Insulator AC Drier to Bracket (Foam)	12211C
23	Valve Assembly AC Drier	12022A
24	Condenser Assembly w/Motor 1st & 2nd Series	12023A
24	Condenser Assembly w/Motor 3rd & 4th Series	12023B
25	Condenser Coils Before #1910 1st & 2nd Series	12024A
25	Condenser Coils After #1910 3rd & 4th Series	12024B
26	Shroud AC Condenser 1st Series F/V 2nd Series	12025A
26	Shroud AC Condenser 2nd Series	12025B
26	Shroud AC Condenser 3rd Series R/B 4th Series	12025C
27	Fan AC Condenser	12026A
28	Motor Assembly AC Condenser w/Fan M1 Series	12027A
28A	Splicer AC Condenser Motor to Bracket	12028A
29	Cable Assembly Defroster	12029A

Original DeTomaso Pantera Parts

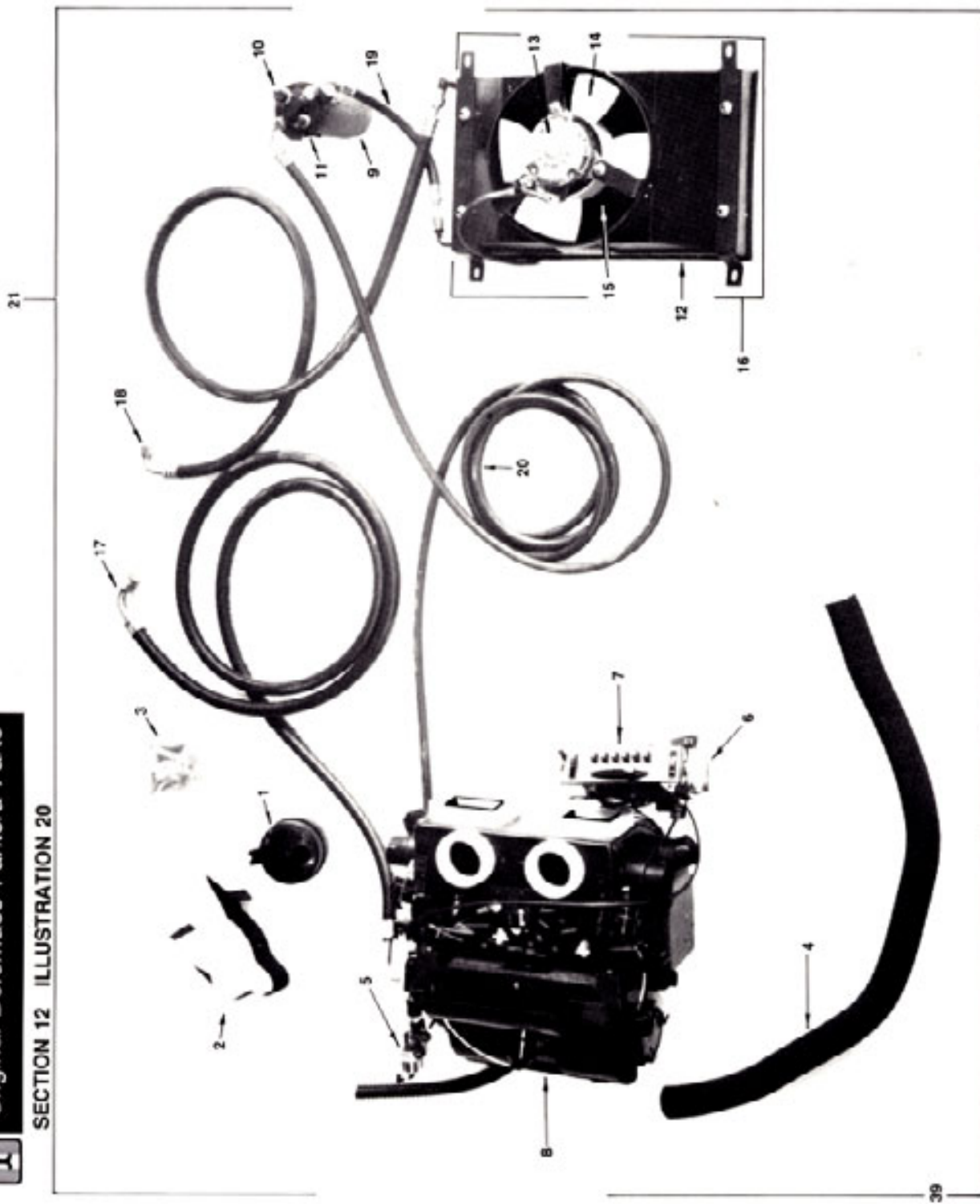
30	Cable Assembly Floor/Dash Door	12030A
31	Cable Assembly Heater Hot Water	12031A
31A	Cable Assembly Fresh Air Pickup Duct 4th Series	12031B
32	Nut AC Evaporator to Dash M6 x 1.0	11000B
33	Camp Heater Hose	01344A
34	Defroster Hose "T" 1st Series	12000J
35	Switch AC "De Ice" 1st & 2nd Series	12032A
36	Bracket AC Switch to Condenser	12033A
37	Cable & Knob Cool Vent Air 1st Series	12034A
38	Ball Stone & Nut Cable End Pinch	12035A
39	Hose (Heater) Engine to Body w/90°	12036A
40	Tube Heater Hot Water (Fabricate)	12037A
41	Valve Fresh Air Pickup to Evaporator (4th Series)	12038A
42	Blow-Condenser Fan Shroud to Body M5 x 20mm	12039A





Original DeTomaso Pantera Parts

SECTION 12 ILLUSTRATION 20



Additional discounts to Pantera Platinum Customers
Number 002



Owned and operated by DeTomaso enthusiasts
PI Motorsports, Inc./63

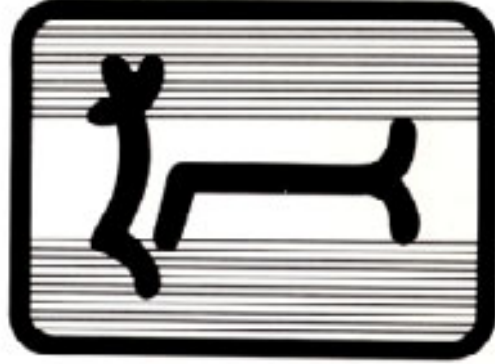


SECTION 12 ILLUSTRATION 20

Original DeTomaso Pantera Parts

ILLUSTRATION #	DESCRIPTION	PART #
1	Vacuum Reservoir	12H00A
2	Insulator Expansion Valve	12H01A
3	Insulator (Foam Type)	21C02A
4	Defroster Hose 40mm	12D71B
5	Valve Assembly -Heater Hot Water (Vacuum Operated)	2077B
6	Switch Air Conditional Thermostat	4076F
7	Control Assembly -Heater & Air Conditioner Complete	4078E
	Switch	4079F
8	Evaporator Case Assembly w/Blower Motor	12C01E
9	Drier Assembly Air Conditioner w/Sensors	12G21B
10	Sensor Low Pressure	21C03A
11	Sensor High Pressure	12700B
12	Strut Air Conditional Condenser	12G05E
13	Motor Condenser Fan	12G27B
14	Fan Assembly Air Conditional Condenser	12G09B
15	Condenser Core Assembly	12C24C
16	Condenser Assembly Complete w/Motor	12G29C
17	Hose Air Conditioner Compressor to Evaporator	12H14B
18	Hose Air Conditioner Compressor to Condenser	12H15B
19	Hose Air Conditioner Drier to Condenser	12H19C
20	Hose Air Conditioner Drier to Evaporator	12H20B
21	Air Conditioner Assembly Complete #1-20	12704A

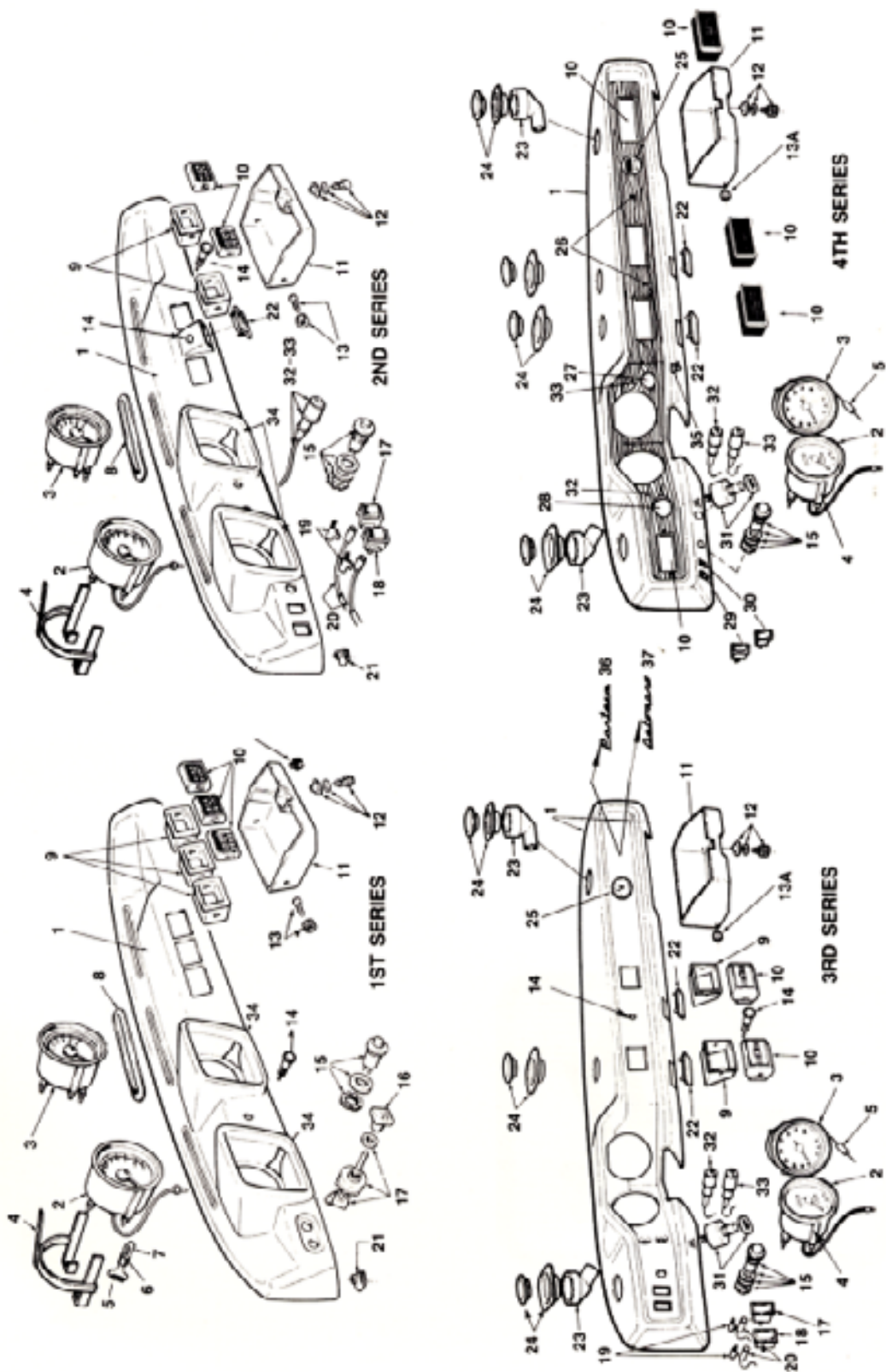
NOTE: Heater Blower Motor Serviced Only as #8 Assembly.





Original DeTomaso Pantera Parts

SECTION 13 ILLUSTRATION 21



SECTION 13 ILLUSTRATION 21

Original DeTomaso Pantera Parts

ILLUSTRATION #	DESCRIPTION	PART #
1	Instrument Panel 1st Series w/3 Center Outlets	13001A
1	Instrument Panel 2nd Series w/2 Center Outlets	13001B
1	Instrument Panel 3rd Series Original Simulated Leather	13001C
1	Instrument Panel 3rd Series Leather Covered	13001D
1	Instrument Panel 3rd Series Leather w/Wood	13001E
1	Instrument Panel 3rd Series Leather w/Wood & Gauges	13001F
NOTE:		
Specify Interior Color: Choice A-White, B-Cream, C-Beige, D-Beige, E-Brown, F-Burgundy, G-Blue, H-Black, I-Grey.		
Recesses all Light Color Dishes to have Dark Top to Prevent Glare from Windshield		
1	Instrument Panel GT5 w/AC Outlets Leather	13001G
1	Instrument Panel GT5 w/AC Outlets Leather w/Wood	13001H
1	Instrument Panel GT5 w/AC Outlets Leather w/Wood w/Gauges	13001I
2	Speedometer M.P.H. (ID 1200 Rev = 1 Mile)	13002A
2	Speedometer M.P.H. (ID 1610 Rev = 1 Mile)	13002B
2	Speedometer Kilometer & M.P.H. (ID 1 Rev = 1.60M)	13002C
2	Speedometer Kilometer & M.P.H. (ID 1 Rev = 1.33M)	13002D
3	Tachometer	13003A
4	Retainer Speedometer & Tach to Dash 1st & 2nd Series	13004A
4	Retainer Speedometer & Tach to Dash 3rd & 4th Series	13004B
5	Resistor Alternator Charging (Or All Bulb Socket)	13005A
5	Socket Instrument Gauge Single Terminal (Illumination)	13006A
5	Socket Instrument Gauge Dual Terminal (Illumination)	13006B
7	Bulb 3W Instrument Gauges	13007A
8	Defroster Outlet Bazel 1st & 2nd Series	13008A
9	Housing AC Register to Dash 1st & 2nd Series	13009A
9	Housing AC Register to Dash 3rd Series (Plastic)	13009B
10	Register AC & Heater 1st, 2nd & 3rd Series	13010A
10	Register AC & Heater 4th Series	13010B
11	Glove Box 1st Series Before Serial #1285	13011A
11	Glove Box 2nd Series from #1286 to #5284	13011B
11	Glove Box 3rd & 4th Series	13011C
12	Latch & Knob Assembly Glove Box	13012A
13	Hinge K2 Glove Box Cover 1st & 2nd Series	13013A
13A	Flushing Glove Box 3rd & 4th Series	13013B
14	Light Assembly Seat Belt Warning (Flatten Seat Belts)	13014A
14A	Bulb Seat Belt Warning Light	13014B
15	Switch Emergency Flasher (Replaces 1st Series Switch Before Body Service #5022)	13015A
15A	Bulb Emergency Flasher Indicator	13015B
16	Knob Wiper & Wash 1st Series	13016A
17	Switch (Wiper & Wash) Turn Style	13017A
17	Switch Wiper (Rocker Style) Chrome Bazel	13017B
17	Switch Wiper w/Symbol Black Bazel	13017C
18	Switch Windshield Washer Chrome Bazel (Wash)	13018A
18	Switch Windshield Washer Black Bazel w/Symbol	13018B
19	Retainer Light Socket to Wiper and Wash Switch	13019A
20	Socket & Wire Windshield Wiper & Wash Switch	13000A
20A	Bulb Wiper & Wash Switch 2W	13000B
21	Clip Instrument Panel to Dash	13001A
22	Lamp Assembly Console Illuminator	13002A
22A	Bulb Console Illumination Lamp 3W Green Tri	13002B

23	Defroster Air Outlet Lower 45°	13026H
23	Defroster Air Outlet Lower 90°	13026I
24	Defroster Nozzle w/Taps (Upper)	13027A
24	Defroster Nozzle Retainer to Dash	13027B
24A	Defroster Nozzle w/Taps Center GT5 w/ Upper Outlets	13027C
25	Coil 7A GT5 (Replaced by Secov)	14026D
25	Coil 8A GT5 Digital	14026E
26	Wood Insert 3rd Series w/Gauge Openings (See Note A)	13027A
26	Wood Insert 3rd Series w/Gauge Openings (See Note A)	13027B
26	Wood Insert 4th Series w/Gauge Openings (See Note A)	13027C
26	Wood Insert 4th Series w/Gauge Openings (See Note A)	13027D
27	Gauge Oil Pressure (Oil and Dip)	14026F
28	Gauge Oil Temperature (Oil F) Chrome Bezel	14026G
28	Gauge Oil Temperature (Oil F) Black Bezel	14026H
29	Switch Rear Fog Lamp (Yellow)	13027A
30	Switch Front Driving Lights (Green)	13027A
31	Rheostat Dash Lights	13027A
32	Lamp Assembly Emergency Brake Warning (Red)	13028A
32	Lamp Assembly Emergency Brake Warning (Red) w/ Chrome Bezel GT5	13028C
32A	Bulb Emergency Brake Warning Light	13028B
33	Lamp Assembly Brake Pad & Fluid Level (Amber)	13029A
33	Lamp Assembly Brake Pad & Fluid Level (Amber) w/ Chrome Bezel GT5	13029B
33A	Bulb Brake Pad Wear Indicator	13029B
34	Housing Tachometer & Speedometer Black Plastic	14030A
35	Switch Electric Mirrors 4th Series	13031A
36	Pantera Script for Dash	13032A
37	DeTomaso Script for Dash	13033A

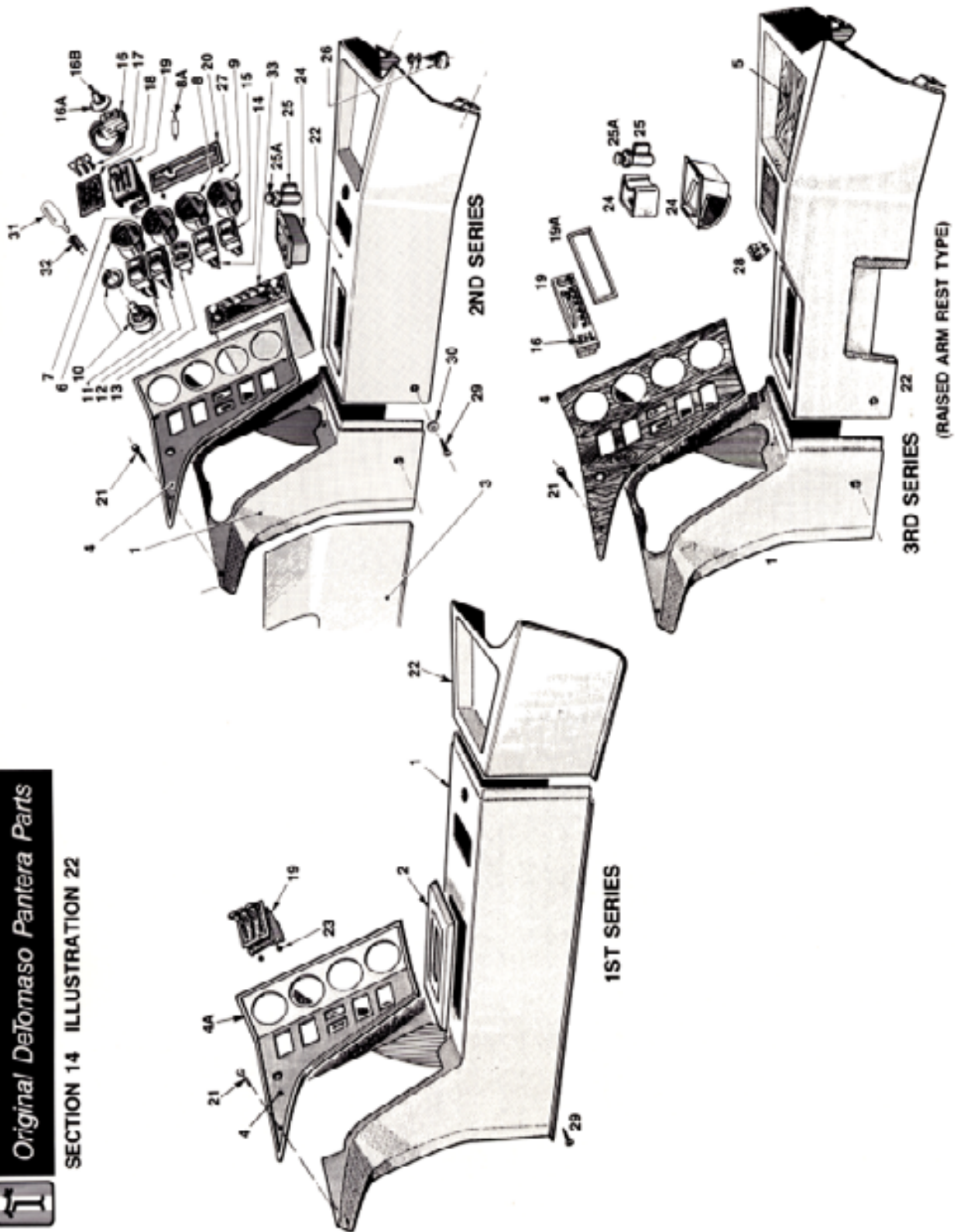
NOTE A:
3rd & 4th Series Dash w/ Wood Insert Specify Series # and Interior Color Code Shown Above. Leather Insert #26 Available Special Order Only.





Original DeTomaso Pantera Parts

SECTION 14 ILLUSTRATION 22



SECTION 14 ILLUSTRATION 22

Original DeTomaso Pantera Parts

ILLUSTRATION #	DESCRIPTION	PART #
1	Console Front Section 1st Series	14001A
1	Console Front Section 2nd Series	14001B
1	Console Front Section 2nd Series w/Leather	14001C
1	Console Front Section Leather GT's w/Vacuum Heater	14001D
1	Console Front Section Leather GT's w/Vacuum Heater	14001E
2	Trim Shift Gats to Console	14002A
3	Kick Panel RH 1st Series Black Plastic	14003A
3	Kick Panel LH 1st Series Black Plastic	14003B
3	Kick Panel RH 2nd Series Black Plastic	14003C
3	Kick Panel LH 2nd Series Black Plastic	14003D
3	Kick Panel RH 3rd Series w/Leather	14003E
3	Kick Panel LH 3rd Series w/Leather	14003F
4	Gauge Panel 1st Series Before #1284	14004A
4	Gauge Panel 1st Series # 285 to #1284	14004B
4	Gauge Panel 2nd Series after #1284 w/Plastic Chrome Bezel (P/N #14004C)	14004C
4	Gauge Panel 2nd Series w/Chrome Plastic	14004D
4	Gauge Panel GT's 3rd Series w/ Wood	14004E
4	Gauge Panel GT's 3rd Series w/Black	14004F
4A	Bezel Gauge Panel Chrome 7mm 1st Series	14004G
5	Wood Inset GT's 3rd Series	14005A
6	Armrest Chrome Bezel Model 75A	14006A
6	Armrest Black Bezel (Aucor) 50A	14006B
6	Armrest Black Bezel (Aucor) 50M	14006C
7	Gauge Fuel Chrome Bezel Fuel	14007A
7	Gauge Fuel Chrome Bezel Fuel & Benzene	14007B
7	Gauge Fuel Black Bezel (Fuel)	14007C
7	Gauge Fuel Black Bezel (Benzene)	14007D
8	Gauge Water Temperature 200° (Water °F) Chrome Bezel	14008A
8	Gauge Water Temperature 200° (Water °F) Chrome Bezel	14008B
8	Gauge Water Temperature 230° (Acqua °C/Water °F) Chrome Bezel	14008C
8	Gauge Water Temperature 200° (Water °F) Black Bezel	14008D
8	Gauge Water Temperature 119°C (Acqua °C) Black Bezel	14008E
8A	Resistor Temperature Gauge 1st with 289° Gauge	14008F
9	Gauge Oil Pressure (Oil) 70 lbs. Chrome Bezel	14009A
9	Gauge Oil Pressure (Oil & Oil) Chrome Bezel	14009B
9	Gauge Oil Pressure (Oil) 50 Pressure Black Bezel	14009C
9	Cock GT's Digital w/Optional Gauge Package	14009E
10	Rearview Dash Light	14027A
11	Switch Headlights w/Symbol Chrome Bezel	14028A
11	Switch Headlights Light Chrome Bezel	14028B
11	Switch Headlights w/Symbol GT's Black Bezel	14028C
12	Switch Cooling Fan 1 Position Before #1282 Chrome Bezel	14029A
12	Switch Heater Fan w/Symbol Chrome Bezel	14029B
12	Switch Heater Fan (Fan-Off-H) Chrome Bezel	14029C
12	Switch Heater w/Symbol Black Bezel	14029D
13	Switch Power Windows	14029E
13	Switch Power Windows GT's Black Bezel	14029F
14	Switch Heater Fan w/Symbol 1st Series Chrome Bezel	14029G
14	Switch Courtesy w/Symbol Chrome Bezel	14029H
14	Switch Courtesy Courtesy Chrome Bezel	14029I

Continued on the next page




ction 14 Illustration 22 continued

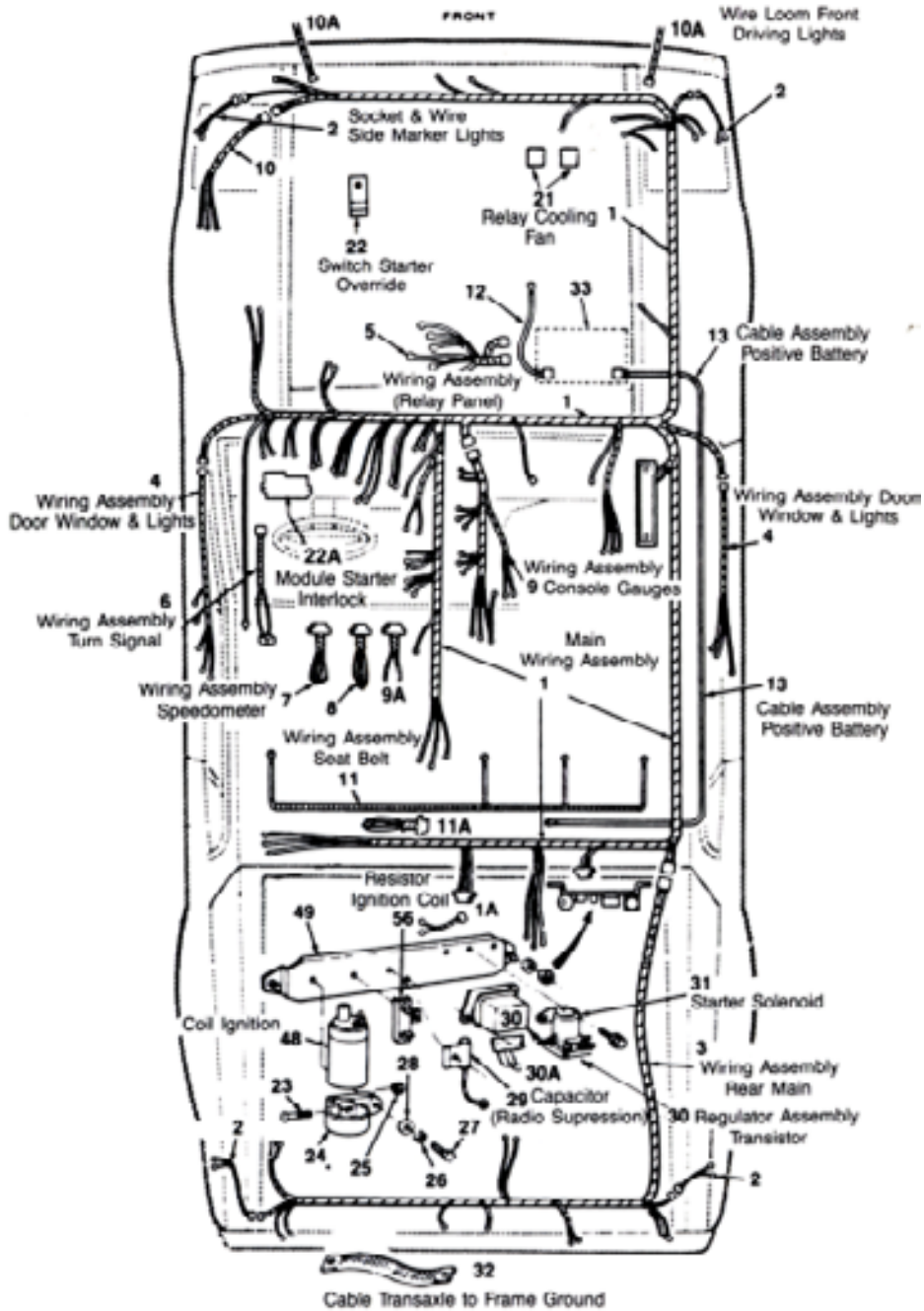
29	Screw Console to Body 1st Series (Counter Sunk Phillips)	25015A
29	Screw Console to Body 2nd Series (Round Head Phillips)	14029A
30	Washer 2nd Series	14029B
31	Bulb Instrument Gauges	13007A
32	Socket Instrument Gauges Single Terminal	13006A
32	Socket Instrument Gauges Double Terminal	13006B
33	Radio (Non Factory Part)	

NOTE: Switch Location in Gauge Panel Varies by Model, Year, and Optional Gauges in Dash.

NOTE: When Ordering Interior Trim Parts Covered in Leather Specify Color Code: A-White, B-Cream, C-Beige, D-Saddle, E-Brown, F-Burgundy, G-Blue, H-Black, I-Gray.



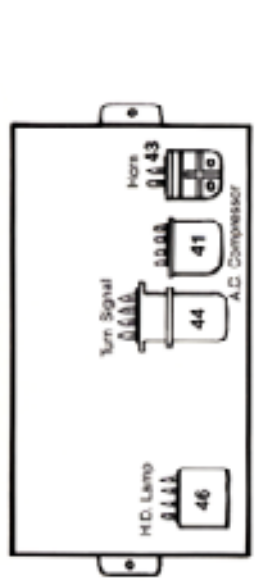
Section 15 Illustration 23 (part a) Part B continued on the next page



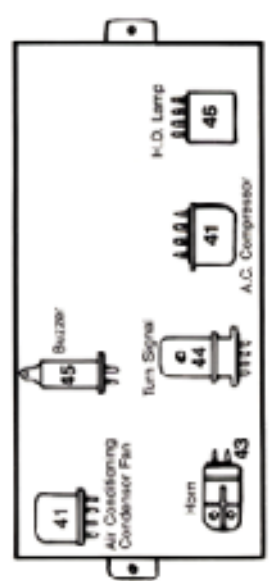
Original DeTomaso Pantera Parts

SECTION 15 ILLUSTRATION 23

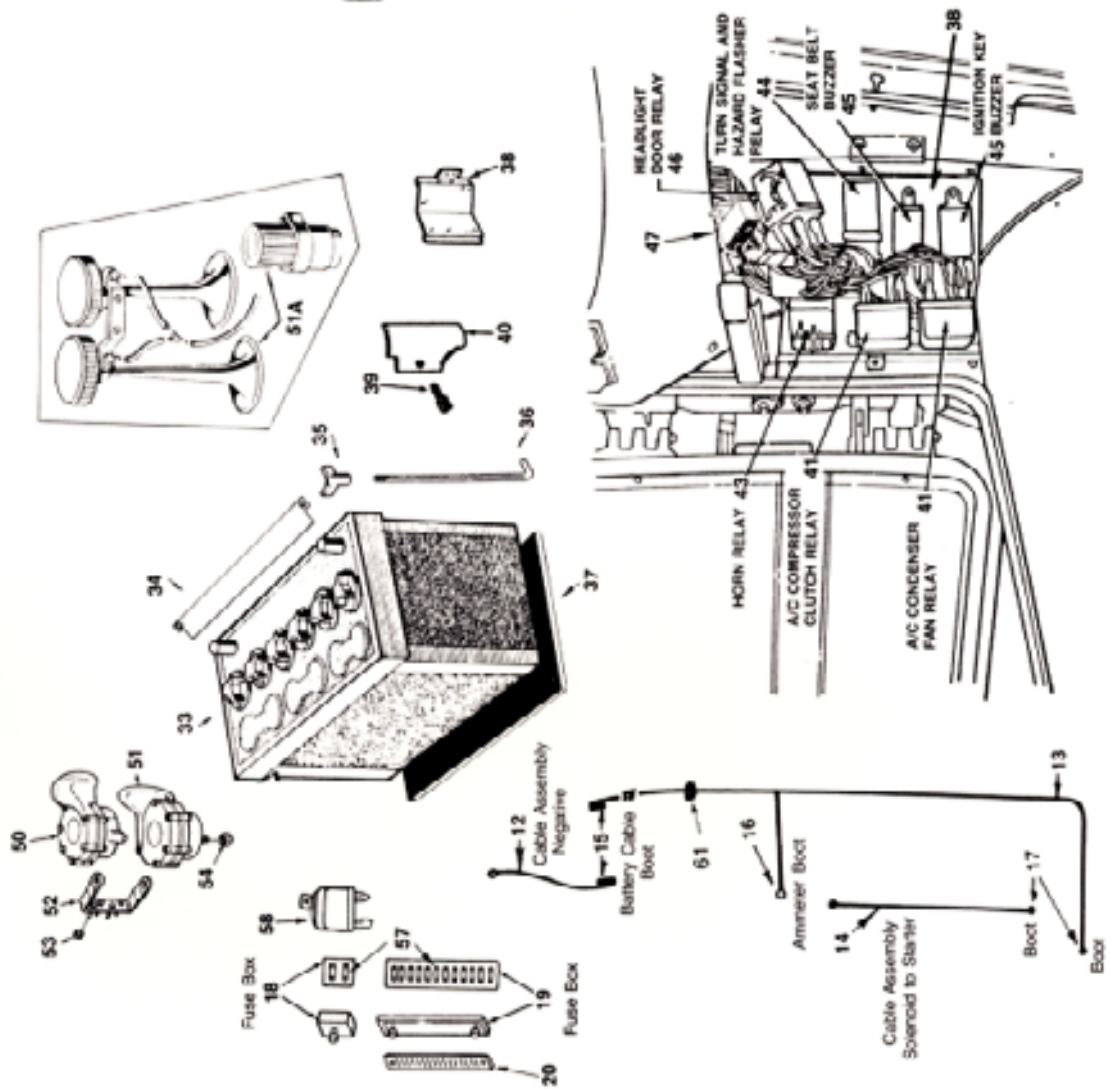
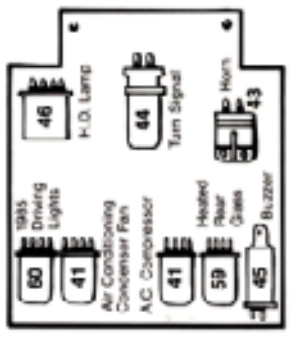
FIRST SERIES



**RELAY PANEL RIGHT SIDE UNDER DASH
VIEW FROM BELOW W/O FAN RELAYS**



GT-5 RELAY PANEL



Additional discounts to Pantera Platinum Customers
Number 002



Owned and operated by DeTomaso enthusiasts
PI Motorsports, Inc./71

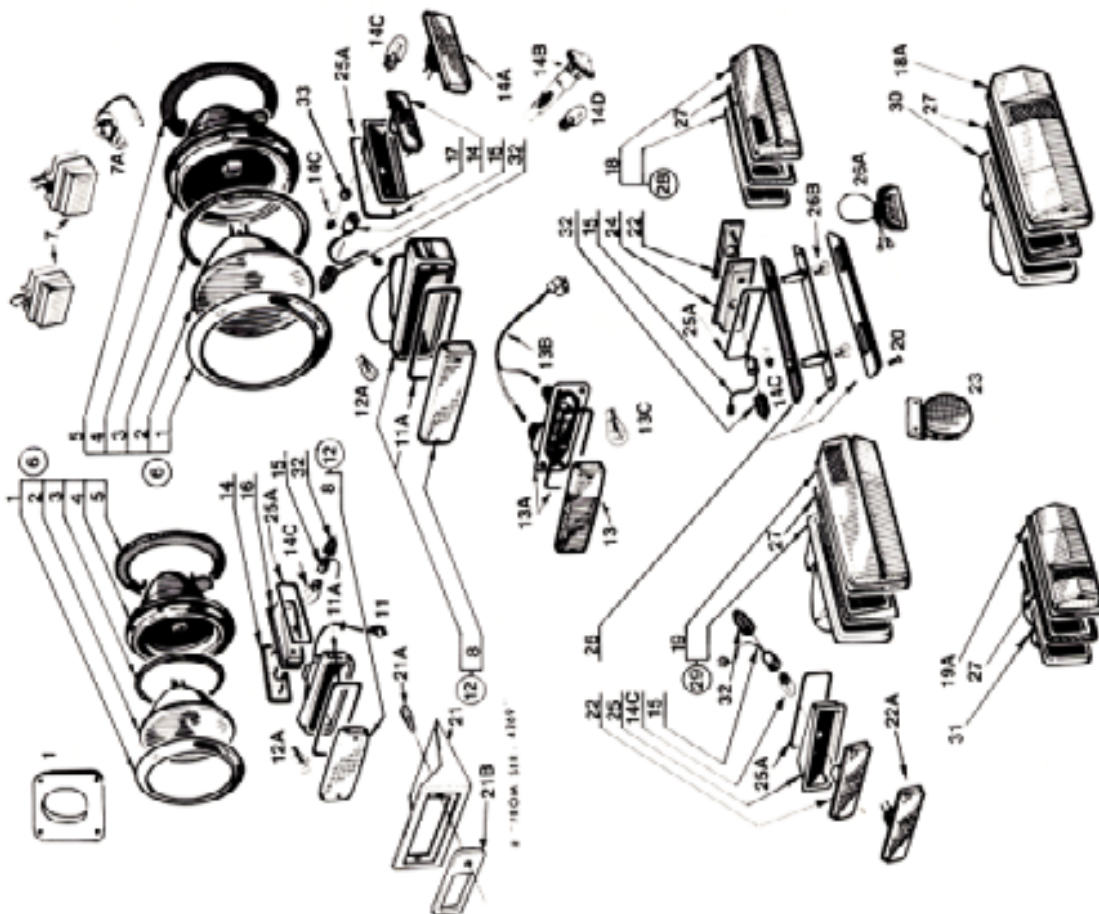
SECTION 15 ILLUSTRATION 23

ILLUSTRATION #	DESCRIPTION	PART #
1	Wiring Assembly Main 71 Identification (2.37.10.654)	15001A
1	Wiring Assembly Main 72 Identification (2.665.9136)	15001B
1	Wiring Assembly Main 72 Identification (2.665.9136)	15001C
1	Wiring Assembly Main 72-73 Identification (3.1.650123)	15001D
1	Wiring Assembly Main 73 Identification (2.665.9142)	15001E
1	Wiring Assembly Main 74 Identification (3.553.0148) to Service #52589	15001F
1	Wiring Assembly Main 74 Alternator Service #52599	15001G
1	Wiring Assembly Main 1862 GTS w/ Vacuum Heater	15001H
1	Wiring Assembly Main 1864 GTS with Vacuum Heater	15001I
1A	Wiring Harness (Engine Electrical from #9000	15001J
2	Socket & Wire Side Mirror Lights 71-74	15002A
3	Wiring Assembly Rear Main	15003A
3	Wiring Assembly Rear Main GTS Abar #900C	15003B
4	Wiring Assembly Door Window & Lights Mirrors & Door Locks GTS	15004A
4	Wiring Assembly (Relay Panel) 71 w/Fan Relay Under Dash RH	15004B
5	Wiring Assembly (Relay Panel) 71/72 w/ Fan Relay Under Dash RH	15005A
5	Wiring Assembly (Relay Panel) 72 Identification 3.6.65.0135	15005B
5	Wiring Assembly (Relay Panel) 72 Identification 3.6.65.0135	15005C
5	Wiring Assembly (Relay Panel) 72-73 w/Relays 1, Side Dash	15005D
6	Wiring Assembly Turn Signal Jumper to Body Service #50290	15006A
6	Wiring Assembly Turn Signal Jumper After Body Service #50220	15006B
7	Wiring Assembly Speedometer	15007A
8	Wiring Assembly Tachometer	15008A
9	Wiring Assembly Console Gauges & Illumination Below #5284	15009A
9	Wiring Assembly Console Gauges & Illumination After #5284	15009B
9A	Wiring Harness (Optional Gauges)	15009C
10	Wiring Assembly Headlight to Main Wire Loom	15010A
10A	Wiring Looms Front Driving Lights GTS-GTS-S	15010B
11	Wiring Assembly Seat Belt Warning	15011A
11A	Wiring Harness to Heated Rear Glass	15011B
12	Cable Assembly Negative	15012A
13	Cable Assembly Positive Battery in Front	15013A
13	Cable Assembly Positive Battery in Rear	15013B
13	Cable Assembly Positive Battery Below Front Trunk Floor	15013C
14	Cable Assembly Servo to Starter	15014A
15	Boot Battery Cable Enc 307H at Battery	15015A
15	Boot Battery Cable Enc 307H at Battery	15015B
16	Boot Armature and Solenoid Wires	15016A
17	Boot Starter Cable and Solenoid	15017A
18	Fuse Box (Power Window) Complete	15026A
19	Fuse Box (Main) Complete	15026B
19	Fuse Box (Main) Complete GTS After #9040	15019B
20	Plate Fuse Identification English	15020A
20	Plate Fuse Identification Italian	15020B
21	Relay Coasting Fan Identification SPREA1-52102F	15021A
21	Relay Coasting Fan #4 GTS	15021B
22	Switch Starter Overhaul	15022A
22A	Module Starter Interlock	15022B
23	Bot Coil Bracket 1024 x 140	15023A

Original DeTomaso Pantera Parts

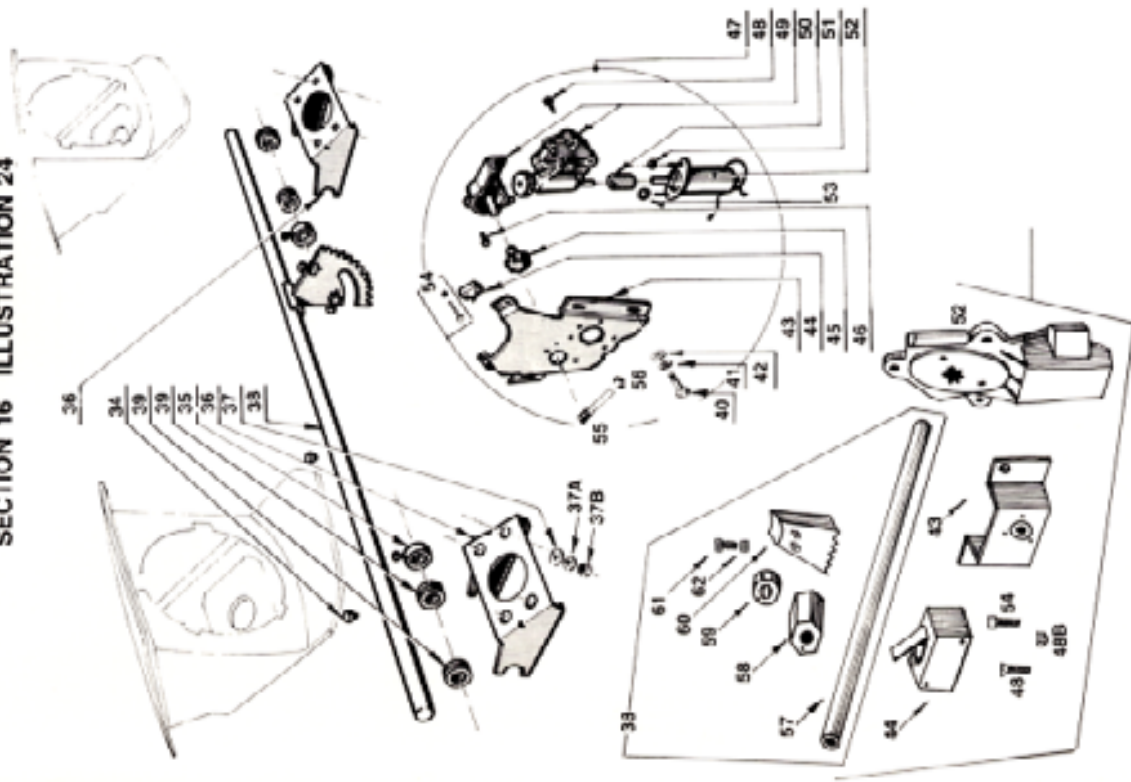
24	Bracket Coil Mounting	15044A
25	Nut Coil Bracket 10-34	15025A
26	Lock Washer from	01012A
27	Bot M6 x 1 x 16mm Coil Bracket to Support	15026A
28	Fat Washer from	15027A
29	Capacitor (Radio Suppression)	15028A
30	Regulator Assembly Throttle	15029A
30A	Wiring Assembly Regulator to Alternator	15030A
31	Starter Solenoid	15031A
32	Cable Terminal to Frame Ground	06035A
33	Battery (2V Maintenance Free)	06035A
34	Battery Hold Down 'at Series Replaced by B	15033A
34	Battery Hold Down '5.78' Long	15033B
35	Nut Battery Hold Down Stud	15034A
36	Stud Battery Hold Down	15035A
37	Pad Battery to Floor	15036A
38	Panel Relay Mounting Below #3442	15037A
38	Panel Relay Mounting #3442 to Service #50220	15037B
38	Panel Relay Mounting LH Location	15037C
39	Screw Relay Panel Cover Thumb Type	15038A
40	Cover Relay Panel Trim LH	25017B
41	Relay Air Conditioning (Identification 98% A-15170)	15038A
41	Relay Air Conditioning GTS from #9000	15021B
42	Cover Relay Panel	15043A
43	Relay Horns (Identification FIAMM 12V TBC)	15491A
43	Relay Horns GTS After #9000	15491A
44	Flasher Turn Signal Before #3442 4 Terminal	15042A
44	Flasher Turn Signal After #3442 3 Terminal	15042B
45	Igniter Ignition & Seat Belt Warning	15043A
45	Relay Headlamp Barbs Serial #5900	15044A
45	Relay Headlamp After Serial #5900	15044B
47	Circuit Breaker Headlamp Relay Feed	15045A
47	Coil Ignition 12V	15045A
49	Bracket Ignitor Coil & Resistor Support	15047A
50	Horn Assembly (High Pitch)	15048A
51	Horn Assembly (Low Pitch)	15048B
51A	Horn 42 (Air Type) GTS	15048C
52	Bracket Horns to Front Wall	15049A
53	Nut Horn Bracket to Front Wall M6 x 1.0	15026E
54	Nut Horn to Bracket M6 x 1.0	15026E
55	Nut Relay Cover to Panel (Wing Type)	15034A
56	Resistor Ignition Coil 4 Terminal	15070A
56	Resistor Ignition Coil 2 Terminal	15026E
57	Fuse 8 Amp	15051A
57	Fuse 15 Amp	15051B
57	Fuse 25 Amp	15051C
57	Fuse 30 Amp	15051C
58	Relay Power Door Locks	15052A
59	Relay Rear Heated Glass	15021B
60	Relay Front Driving Lights 85 GTS-S	15021B
61	Ground Battery Cable to Floor	15053A





Original DeTomaso Pantera Parts

SECTION 16 ILLUSTRATION 24



Additional discounts to Pantera Platinum Customers
Number 002



Owned and operated by DeTomaso enthusiasts
PI Motorsports, Inc./73



SECTION 16 ILLUSTRATION 24

ILLUSTRATION #	DESCRIPTION	PART #
1	Bezel Headlamp Trim Chrome	16001A
1	Bezel Headlamp Trim Plastic GT5 RH	16001B
1	Bezel Headlamp Trim Plastic GT5 LH	16001C
2	Bulb Headlamp	16002A
3	Seal Headlamp to Housing	16003A
4	Housing Headlamp w/o Bulb	16004A
4	Housing Assembly with Bulb	16004B
5	Gasket—Housing to Bucket	16005A
6	Headlamp Assembly Complete #2 #5	16006A
6	Headlamp Assembly Complete GT5	16006B
7	Driving Lights—GT5—Spot Beam (White)	16007A
7	Driving Lights—GT5—Spot Beam (Amber)	16007B
7	Driving Lights—GT5—Fog Beam (White)	16007C
7	Driving Lights—GT5—Fog Beam (Amber)	16007D
7A	Bulb Driving Lights (Quartz)	16007E
8	Lens Park Light (White)	16008A
8	Lens Park Light (Amber)	16008B
11	Wire Assembly—Park Light to Main Harness	16011A
11A	Gasket Park Lamp	16012C
12	Park Light Assembly RH & LH w/Amber Lens	16012A
12A	Bulb Park Light	16012B
13	Lens 2 Color Park Light GT5 RH	16013A
13	Lens 2 Color Park Light GT5 LH	16013B
13A	Body Assembly 2 Color Park Light GT5 RH	16013C
13A	Body Assembly 2 Color Park Light GT5 LH	16013D
13B	Wire Assembly 2 Color Park Light to Main Loom	16013E
13C	Bulb Turn Signal GT5 w/2 Color Park Light	16013F
13C	Bulb Park Light GT5 w/2 Color Park Light	16013G
14	Lens Front Side Marker (Amber)	16014A
14A	Lens & Socket Front Side Marker GT5 Rectangular (Amber)	16014B
14B	Lens & Socket Front Side Marker GT5 Round	16014C
14C	Bulb for Side Marker #14 & 14A	13007A
14D	Bulb for Side Marker #14B	14024C
15	Socket & Wire Side Marker	15002A
16	Bezel Side Marker RH Front Cast to #1651	16015A
16	Bezel Side Marker RH Front Plastic from #1651	16015B
17	Bezel Side Marker LH Front Cast to #1651	16015C
17	Bezel Side Marker LH Front Plastic from #1651	16015D
18	Lens Assembly Taillight RH (Red w/White Backup)	16016A
18	Lens Assembly Taillight RH (Red & Amber w/White Backup)	16016B
18A	Lens Assembly Taillight RH 3 Vertical Color	16016C
19	Lens Assembly Taillight LH (Red w/White Backup)	16017A
19	Lens Assembly Taillight LH (Red & Amber w/White Backup)	16017B
19A	Lens Assembly Taillight LH 3 Vertical Color	16017C
20	Screw—License Plate Bezel to Body Chrome	16018A
21	Housing Park Light to Body RH	16019A
21	Housing Park Light to Body LH	16019B
21B	Gasket Park Light Body to Housing L&RH	16021A
22	Lens Rear Side Marker (Red)	16022A
22A	Lens & Socket Rear Side Marker GT5 Rectangular (Red)	16022B
23	Rear Fog Light GT5	16023A
24	Bezel Side Marker RH Rear Cast to #1651	16024A



Section 16 Illustration 24 Part B

57	Shaft Headlamp Pivot from #1506	16039C
58	Pin Headlamp Shaft Drive from #1006	16050A
59	Index Headlamp Gear to Shaft from #1006	16039A
60	Gear Headlamp Shaft from #1506	16052A
61	Ball Headlamp Index (S&P M6 x 16)	16052A
62	Nut Headlamp Index (S&P) Term	16054A



Original DeTomaso Pantera Parts

24	Bezer Side Marker RH Rear Plastic from #1621	16024B
25	Bezez Side Marker LH Rear Cast Is #1551	16025A
25	Bezez Side Marker LH Rear Plastic from #1601	16025B
26A	Gasket Side Marker Bezel to Body	16026C
26	License Plate Light Assembly	16026A
26A	License Plate Light Assembly GT'S	16026B
26B	Bulb License Plate Light for GT'S	16026C
26B	Bulb License Plate Light for #26A	16026D
27	Gasket Rear Lens to Body RH	16027A
27	Gasket Rear Lens to Body LH	16027B
28	Tailight Assembly Complete RH Specify Lens Color	16028A
29	Tailight Assembly Complete LH Specify Lens Color	16029A
30	Tail Light Assembly Complete RH 3 Vertical Color	16030A
31	Tail Light Assembly Complete LH 3 Vertical Color	16031A
32	Body Side Marker Light Socket	16032A
33	Nut Side Marker Socket to Body	16033A
34	Bumper Headlamp Diver to Body	096056A
35	Lock Ring Headlamp Shaft Retainer	16035A
36	Bracket Headlamp Bracket to Shaft RH-LH	16036A
37	Flat Washer 6mm (Body Type)	096022A
37A	Lock Washer 6mm	01713A
37B	Nut 6mm	11625B
38	Shaft Assembly Headlamp w/Gear Before Series #1651	16038A
38	Shaft Assembly Headlamp w/Gear After Series #1651	16038B
39	Shaft Assembly Headlamp w/Gear GT'S from #1006	16039C
39	Bushing Headlamp Shaft to Body	16039A
40	Ball Headlamp Motor Bracket to Body M6 x 1.0 x 20	20021A
41	Lock Washer Headlamp Motor Bracket to Body M6	20021A
42	Bracket Headlamp Motor to Body M5	16027B
43	Bracket Headlamp Motor to Body	16028A
43	Bracket Headlamp Motor to Body GT'S from #1006	16028B
44	Switch Assembly Headlamp Cover L/R	16029A
45	Knob Headlamp Motor Cover/R/L	16040A
46	Ball Headlamp Override to Bracket	16041A
47	Headlamp Motor & Bracket Assembly	16042A
47	Headlamp Motor & Bracket Assembly GT'S from #1006	16042B
48	Ball Headlamp Gear Box	16043A
48	Ball Headlamp Motor & Gear to Bracket from #1006	16043B
48B	Nut Headlamp Motor & Gear to Bracket from #1006	16043C
49	Gear Assembly Headlamp Cover	16044A
50	Coupling Headlamp Motor to Gear	16044B
52	Motor Assembly Headlamp	16045A
52	Motor & Gear Assembly Headlamp GT'S from #1006	16045B
53	Insulation Headlamp Motor to Bracket	16046A
54	Screw Limit Switch to Bracket (Not Head)	16046A
54	Screw Limit Switch to Bracket (Allen Head)	16046B
55	Stop Ball Headlamp Limit Adjusting	16046A
56	Nut Headlamp Limit Adjusting Bolt	11020B

Additional discounts to Pantera Platinum Customers

Number 002

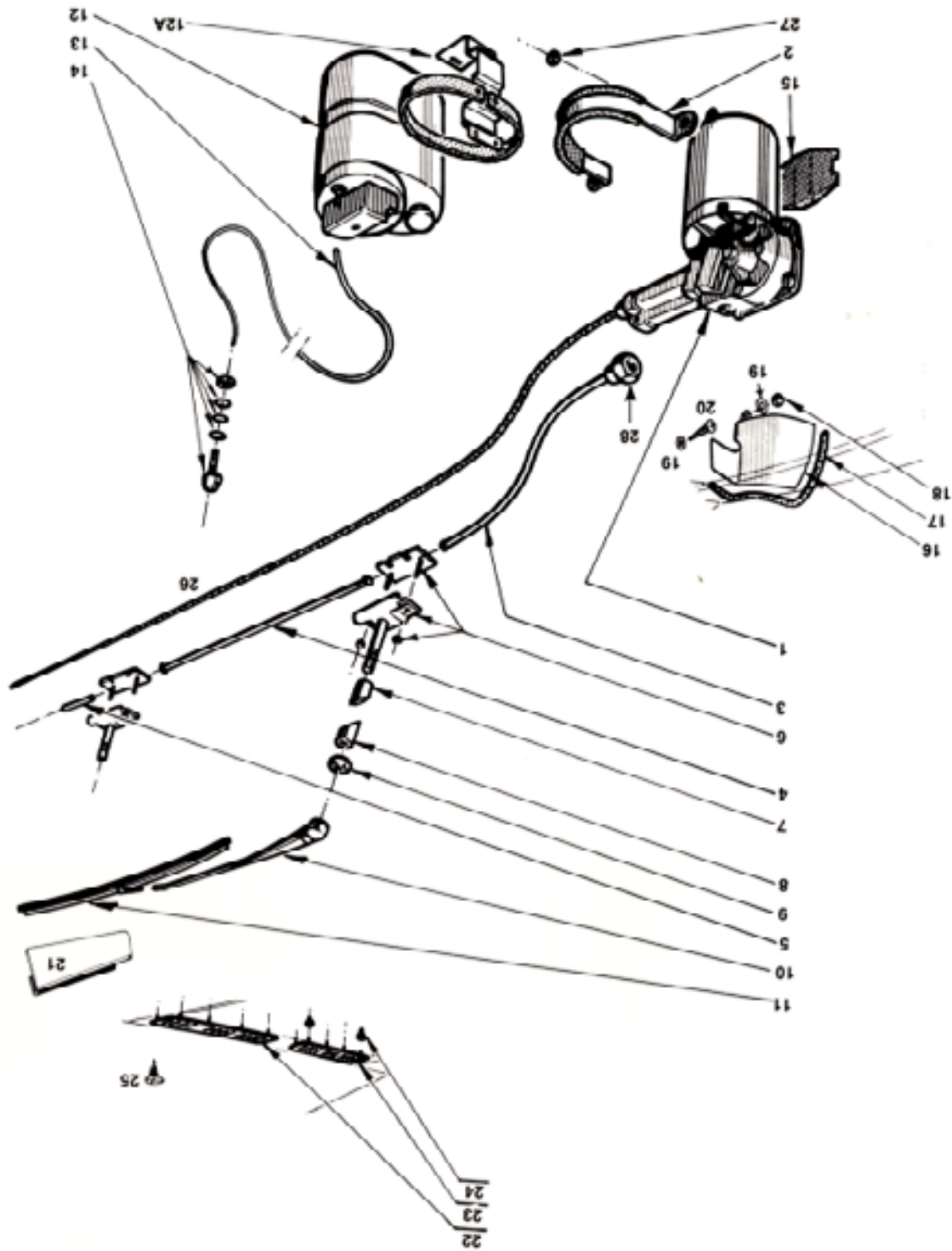


Owned and operated by DeTomaso enthusiasts

PI Motorsports, Inc./75



Section 17 Illustration 25 (part a) Part B continued on the next page



Original DeTomaso Pantera Parts

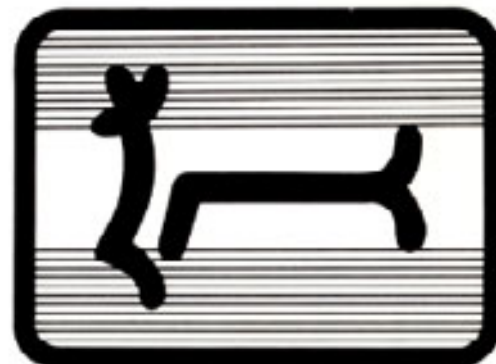
SECTION 17 ILLUSTRATION 25



Original DeTomaso Pantera Parts

SECTION 17 ILLUSTRATION 25

ILLUSTRATION #	DESCRIPTION	PART #
1	Wiper Motor and Gear Assembly LH Park	17001A
1	Wiper Motor and Gear Assembly RH Park	17001B
2	Strip Wiper Motor Retaining w/Rubber on Strip	17002A
3	Tube Wiper Motor to Pivot LH Park	17003A
3	Tube Wiper Motor to Pivot RH Park	17003B
4	Tube Pivot to Pivot	17004A
5	Tube Pivot to End	17005A
6	Pivot Assembly	17006A
7	Spacer Lower	17007A
8	Spacer Upper	17008A
9	Nut Wiper Pivot Shaft	17009A
10	Arm Wiper Output Bright Finish (LH Park)	17010A
10	Arm Wiper Output Black Finish (LH Park)	17010B
10	Arm Wiper Output Black Finish RH Side (RH Park)	17010C
10	Arm Wiper Output Black Finish LH Side 8" Long (RH Park)	17010D
11	Brads Assembly LH Park Bright Finish	17011A
11	Brads Assembly LH Park Black Finish	17011B
11	Brads Assembly RH Park Black Finish	17011C
12	Reservoir & Pump Windshield Washer w/Bracket #12A	17012A
12A	Bracket Pump to Body	17012B
13	Hose Washer Pump to Spritzer 32" Long	17013A
14	Spritzer Windshield Washer	17014A
15	Pad Wiper Motor Mounting	17015A
16	Shield Wiper Motor Splash	17016A
16	Shield Wiper Motor Splash GTS	17016B
16	Shield Wiper Motor Splash GTS-S	17016C
17	Washstrip Wiper Motor Splash Shield	17017A
18	Nut Splash Shield Retaining M6 x 10	17020B
19	Flat Washer Splash Shield Fastening (Body Type)	09035A
20	Screw Wiper Shield Retaining (Sheet Metal Type #8 x 1/2")	17017B
21	Deflector Wiper Arm Chrome	17018A
21	Deflector Wiper Arm Black	17018B
22	Cowl Air Inlet LH with Screws (LH Park)	17019A
22	Cowl Air Inlet LH w/Pins (LH Park)	17019B
22	Cowl Air Inlet LH w/Pins (RH Park) RB 17019D	17019C
22	Cowl Air Inlet LH w/Screws (RH Park)	17019D
23	Cowl Air Inlet RH w/Pins (LH Park)	17020A
23	Cowl Air Inlet RH w/Pins (RH Park) RB 17020C	17020B
23	Cowl Air Inlet RH w/Screws (RH Park)	17020D
24	Clip Wiper Cowl Retaining	09040A
25	Screw Wiper Cowl Retaining	25016A
26	Wiper Cable LH Park	17021A
26	Wiper Cable RH Park	17021B
27	Nut Wiper Motor to Body M6 x 1.0	17020E
28	Nut Wiper Tube to Motor	17022A

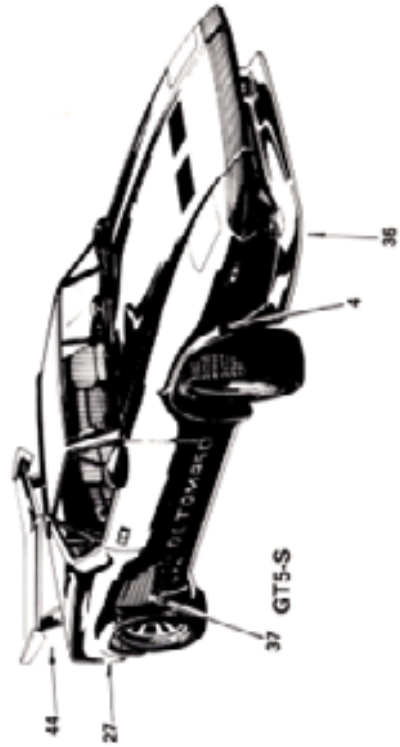




GROUP 4



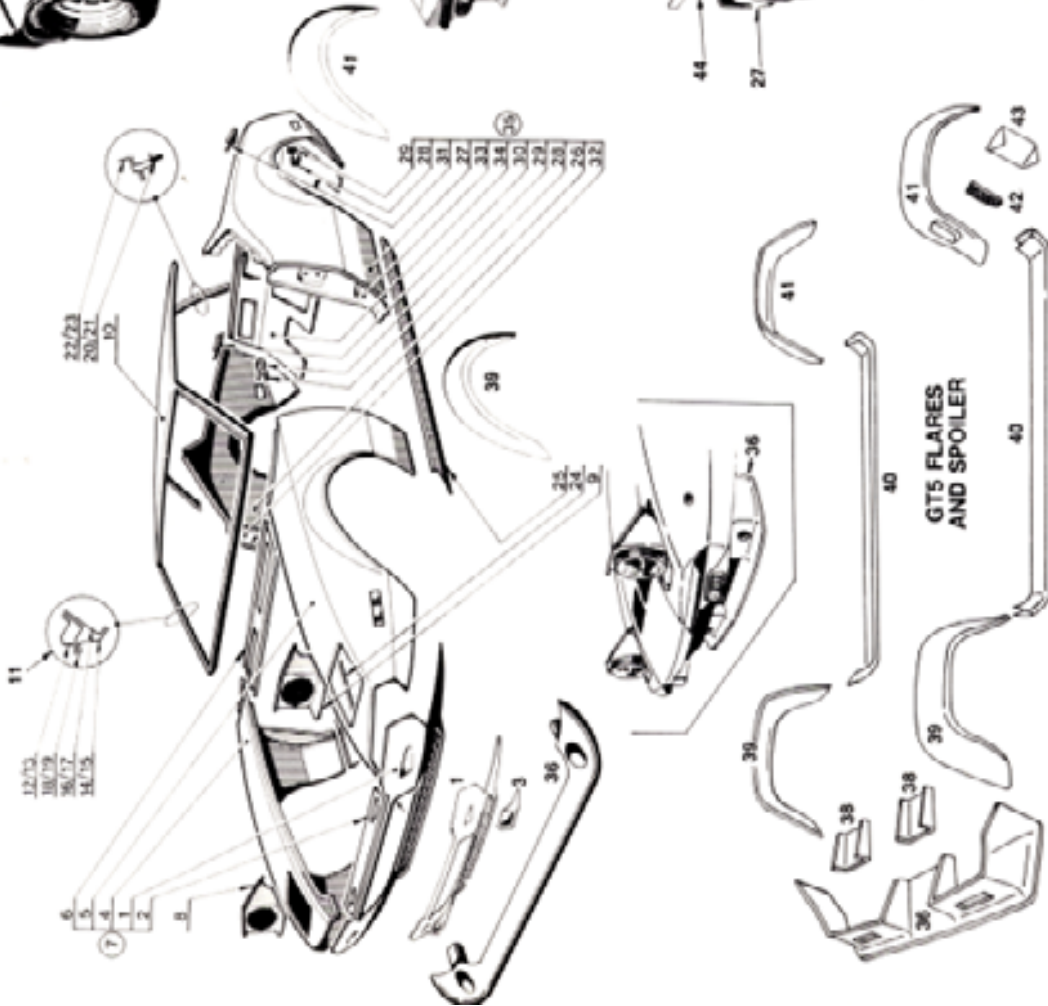
GT5



GT5-S

Original DeTomaso Pantera Parts

SECTION 18 ILLUSTRATION 26



SECTION 18 ILLUSTRATION 26

Original DeTomaso Pantera Parts

ILLUSTRATION #	DESCRIPTION	PART #
1	Front Body Panel w/Park Light in Bumper	18027A
1	Front Body Panel w/Piece Rubber Bumper	18027B
1	Front Body Panel GT5 (European) Small Bumpers	18027C
1	Front Body Panel GT5-S w/Spoiler (Steel)	18027D
2	Cover Front Upper Crossmember	18027E
3	Housing Park Lamp to Body RH	18027F
3	Housing Park Lamp to Body LH	18027G
4	Fender RF w/Park Light in Bumper Before #2729	18027H
4	Fender RF Model w/1-Piece Bumper) from #2729	18027I
4	Fender RF GT5 w/ Side Marker	18027J
4	Fender w/Steel Flare GT5-S 1985 RF	18027K
5	Fender LF w/Park Light in Bumper Before #2729	18027L
5	Fender LF (L Model w/1-Piece Bumper) from #2729	18027M
5	Fender w/Steel Flare GT5-S 1985 LF	18027N
6	Coat Windshield Wiper Upper (Steel)	18027O
7	Front Body Assembly (Serviced by Individual Parts)	18027P
8	Headlamp Bucket RH Before #2729	18027Q
8	Headlamp Bucket RH After #2729	18027R
9	Headlamp Bucket LH Before #2729	18027S
9	Headlamp Bucket LH After #2729	18027T
10	Foot Assembly w/2-23 Posts	18027U
11	Foot w/Shield Pillar Complete RH	18027V
11	Foot w/Shield Pillar Complete LH	18027W
12	Windshield Pillar Post Skin Curer RH	18027X
13	Windshield Pillar Post Skin Curer LH	18027Y
14	Windshield Pillar Post Skin Inner RH	18027Z
15	Windshield Pillar Post Skin Inner LH	18027AA
16	Windshield Pillar Post Inner to Drip Rail RH	18027AB
17	Windshield Pillar Post Inner to Drip Rail LH	18027AC
18	Windshield Pillar Post Reinforcement RH	18027AD
19	Windshield Pillar Post Reinforcement LH	18027AE
20-23	Roof Side Pillar Post RH	18027AF
20-23	Roof Side Pillar Post LH	18027AG
24	Roof Rear Outer RH w/Bracket	18027AH
24	Roof Rear Outer LH w/Bracket	18027AI
25	Roof Rear Outer RH GT5 from #9030	18027AJ
25	Roof Rear Outer LH w/Bracket	18027AK
26	Rear 1/4 Panel RH European w/ Side Marker	18027AL
26	Rear 1/4 Panel RH U.S.A. w/Side Marker	18027AM
26	Rear 1/4 Panel GT5-S w/Frame Steel RH	18027AN
27	Rear 1/4 Panel LH European w/ Side Marker	18027AO
27	Rear 1/4 Panel LH U.S.A. w/Side Marker w/ Fuel Filler	18027AP
27	Rear 1/4 Panel LH U.S.A. w/Side Marker w/Fuel Filler	18027AQ
27	Rear 1/4 Panel LH GT5-S w/Frame Steel	18027AR
28	Side Marker Bracket to Body 5/8" Deep	18027AS
29	Side Marker Bracket to Body 1" Deep	18027AT
30	Rear 1/4 Corner RH Upper	18027AU
31	Rear 1/4 Corner LH Upper	18027AV
32	Door Latch Pillar Post Skin RH	18027AW
32	Door Latch Pillar Post Skin LH GT5	18027AX
33	Door Latch Pillar Post Skin LH	18027AY

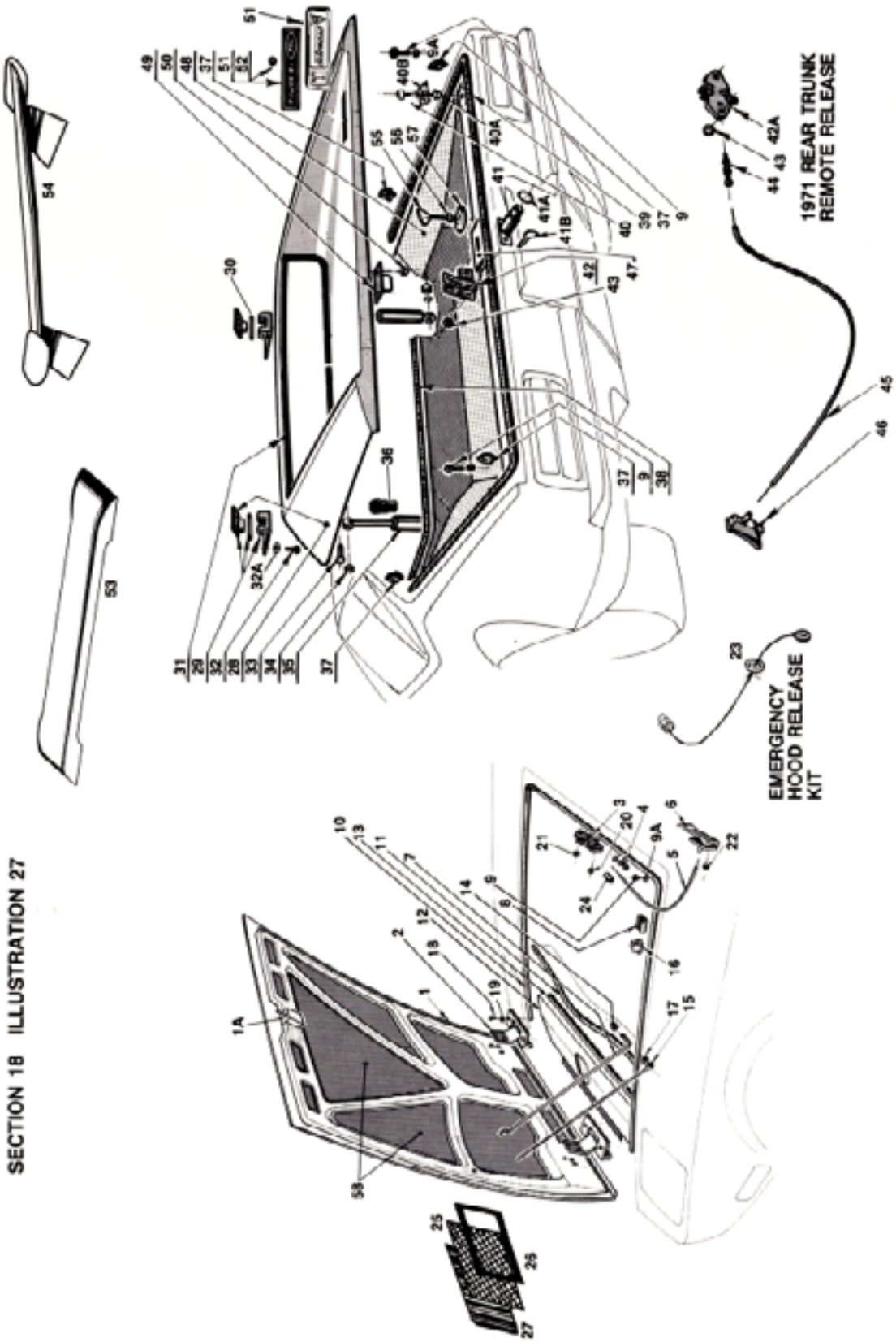
33	Door Latch Pillar Post Skin LH GT5	18027B
34	Rear Body Panel U.S.A. w/2-Piece Bumpers 13-1/4" License Plate Opening	18027C
34	Rear Body Panel U.S.A. w/1-Piece Rear Bumper 13-3/4" License Plate Opening	18027D
34	Rear Body Panel GT5-GT5-S 20" License Plate Opening	18027E
35	Rear Body Assembly Not Replaced	18027F
36	Spoiler Front GT5 Fiberglass (Flat)	18027G
36B	Spoiler Front GT5 Fiberglass (w/Angle)	18027H
36C	Spoiler Front GT5 Fiberglass	18027I
37	Grille Rear 1/4 Air Intake GT5-S RH	18027J
37	Grille Rear 1/4 Air Intake GT5-S LH	18027K
38	Air Scoop RH GT5	18027L
38	Air Scoop LH GT5	18027M
39	Flare RF GT5 (Fiberglass)	18027N
39	Flare LF GT5 (Fiberglass)	18027O
39	Flare RF GT5 (Fiberglass)	18027P
39	Flare LF GT5 (Fiberglass)	18027Q
39	Flare RF GT5 (Fiberglass)	18027R
39	Flare LF GT5 (Fiberglass)	18027S
40	Skirt RH GT5 (Fiberglass)	18027T
40	Skirt LH GT5 (Fiberglass)	18027U
41	Flare RR GT5 (Fiberglass)	18027V
41	Flare LR GT5 (Fiberglass)	18027W
41	Flare FR GT4 (Fiberglass)	18027X
41	Flare FL GT4 (Fiberglass)	18027Y
41	Flare LR GT5 (Fiberglass)	18027Z
41	Flare LL GT5 (Fiberglass)	18027AA
42	Screen GT5 Rear Flare	18027AB
43	Screen Holder (Deflector) GT5 Rear	18027AC
44	Wing Assembly Rear Deck Lid GT5	18027AD
44	Wing Assembly Rear Deck Lid GT5-S	18027AE





Original DeTomaso Pantera Parts

SECTION 18 ILLUSTRATION 27



SECTION 18 ILLUSTRATION 27

Original DeTomaso Pantera Parts

ILLUSTRATION #	DESCRIPTION	PART #
1	Hood Assembly w/o Holes for Vents	18100A
1A	Hood Assembly w/holes for Vents	18100B
2	Hood Pin Assembly	18101A
3	Hinge Assembly Front Hood	18102A
4	Latch Front Hood	18103A
5	Flang Hood Cable to Body	18104A
6	Cable Assembly Front Hood Release	18105A
7	Cable Assembly Front Hood Release GTS Outer	18105B
8	Cable Assembly Front Hood Release GTS Inner	18105C
9	Handle Front Hood Release	18106A
10	Hood Prop 1st Series Replaced by #15	18107A
11	Reformer Hood Prop (U-Shaped Rubber)	18107B
12	Bumper Front & Rear	18108A
13	Nut Hood Bumper Jamb M6 x 10	18109B
14	Weatherstrip Front Hood Opening	18109A
15	Weatherstrip Front Hood Opening Front Trunk Front	18109B
16	Deflector Radiator Upper Air	18109A
17	Weatherstrip Deflector to Radiator w/1/2 Only	18109B
18	Hood Prop (Chromes)	18110A
19	Reformer Hood Prop to Body (Hydrol)	18111A
20	Nut Hood Rod to Body (Chrome Alum Type)	18112A
21	Bolt Hood Hinge to Body and Hood M8 x 1.25 x 25mm	18113A
22	Flat Washer Hood Hinge Bolt M8	18113B
23	Nut Hood Latch to Body M6 x 1.0	18102B
24	Flat Washer Hood Latch to Body M6	18114A
25	Nut Hood Release Handle to Body M5 x 8	18115A
26	Kit Emergency Hood Release	18115A
27	Clamp Hood Cable	18115A
28	Screen Hood Grille	18117A
29	Bezel Hood Grille	18117A
30	Grille Front Hood (Vents)	18118A
31	Deck Lid Rear Bumper #1285 (Flat Center)	18203A
32	Deck Lid Rear # 285 to #2658 Replaced by # 8129C	18203B
33	Deck Lid Rear from #2658	18203C
34	Hinge Assembly Rear Deck Lid	18121A
35	Pin Rear Deck Lid Hinge	18204A
36	Deck Lid Trim RH to Car #1285 (Metal)	18204B
37	Deck Lid Trim LH to Car #1285 (Metal)	18204C
38	Deck Lid Trim Center Cap to Car #1285 (Metal)	18204D
39	Deck Lid Trim from #1285 Trim Style 398	18204E
40	Deck Lid Trim Thick Style GTS 598	18204F
41	Bolt Deck Lid Hinge to Rear M6 x 1.25 x 25mm	18113B
42	Flat Washer Deck Lid Bolt M6	18113B
43	Bolt Deck Lid Shock (Allen Type) M10 x 1.25 x 35mm	18204A
44	Bolt Deck Lid Shock (10mm Hex) M6 x 1 x 25mm	18204B
45	Spacer Deck Lid Shock Used w/302 #18124B	18204C
46	Shock Rear Deck Lid Support	18204D
47	Bolt Deck Lid Shock (Delated w/Hex Shock)	18204E
48	Bumper Not Used	18204F
49	Weatherstrip Rear Trunk Front	18204G
50	Weatherstrip Rear Trunk Opening on Body	18204H

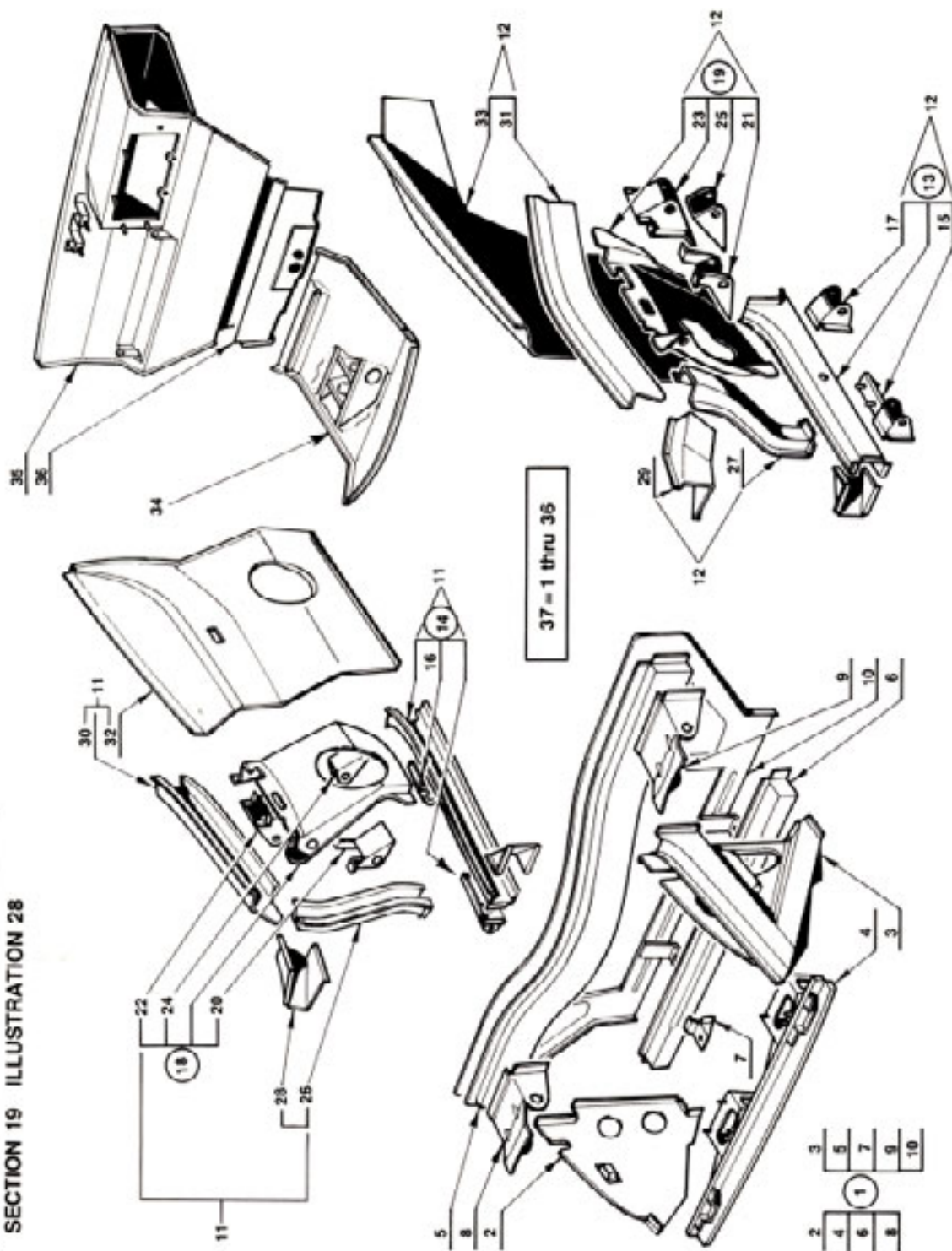
40	Retainer Rear Trunk Liner Allen Bolt & Washer	18120A
41	Retainer Rear Trunk Liner (Dzus Fastener)	18120B
42	Plug Assembly Dzus Fastener Plate (Dzus)	18120C
43	Plate Dzus Fastener Retaining	18120D
44	Lock and Key Rear Trunk	18130A
45	Grommet Trunk Lock	18131A
46	Key Blank Rear Trunk Lock & Doors	18132A
47	Latch Rear Deck Lid on Body	18133A
48	Latch Rear Deck Lid on Body GTS (From #9000)	18133B
49	Latch Rear Deck Lid w/Remote Release	18133A
50	Nut Latch to Body M6 x 1mm	18100B
51	Flang Cable to Body	18134A
52	Cable Assembly	18135A
53	Handle Assembly Remote Trunk Release	18136A
54	Cover Assembly Trunk Latch Below # 285	18137A
55	Trunk Assembly to Car #1285	18138A
56	Trunk Assembly from #1285 to Service #5900	18138B
57	Trunk Assembly from Service #5900	18139C
58	Trunk Assembly B4 GTS w/o Carpet From #9000	18139D
59	Trunk Assembly GTS w/Carpet (Black) From #9000	18139E
60	Striker Rear Deck Lid #2665 to 2660	18139A
61	Striker Rear Deck Lid #2640 to #4930 FIB	18139B
62	Striker Rear Deck Lid from #4930	18139C
63	Nut Striker to Deck Lid M6 x 1mm	18100B
64	Emblem Rear Deck Lid (Power by Ford)	18140A
65	Emblem Rear Deck Lid (DeTomaso VB)	18140B
66	Nut (Barnet Type) Emblem to Deck Lid	18141A
67	Spoiler Rear Deck Lid	18142A
68	Wing Assembly #384 JTS (Aluminum & Steel)	18102A
69	Wing Assembly #5 GTS-5 (Carbon Fiber)	18102B
70	Wing Bolt Spare Tire Retainer	18143A
71	Washer Spare Tire Retainer	18144A
72	Plate Spare Tire Retainer	18145A
73	Liner Set Front Hood (Quilted)	18146A
74	Liner Set Rear Deck Lid (Quilted)	18146B





Original DeTomaso Pantera Parts

SECTION 19 ILLUSTRATION 28



SECTION 19 ILLUSTRATION 28



ILLUSTRATION #	DESCRIPTION	PART #
1	Front Nose Assembly with 1 through 10 (See Note)	19001A
1	Front Nose Assembly with 1 through 10 Items #9000	19001B
2	Front Support RH	19002A
2	Front Support RH from #9000	19002B
3	Front Support LH	19003A
3	Front Support LH from #9000	19003B
4	Fun Support Crossmember	19004A
5	Front Wall Crossmember Upper Before #9000	19005A
6	Radiator Crossmember Lower with #7	19005B
7	Bracket Radiator Support Lower	19007A
8	Bracket Headlamp Shaft Support RH	19009A
8	Bracket Headlamp Shaft Support LH	19009B
10	Front Wall Before #9000	19010A
11	Front Suspension Inner Wheel House Complete RH	19011A
11	Front Suspension Inner Wheel House Complete LH from #9000	19011B
12	Front Suspension Inner Wheel House Complete LH	19011E
12	Front Suspension Inner Wheel House Complete LH from #9000	19011F
13	Front Lower Frame Rail Assembly LH from #9000	19013A
14	Front Lower Frame Rail Assembly RH from #9000	19013B
34	Floor Assembly - Front Turb	19012A
35	Dash Panel LH Drive	19013A
35	Dash Panel GT's with/without Under Front Turb	19013B
36	Crossmember Front Turb Floor (with/without Only)	
37	Front Under Body Assembly from #9000 (H1-36)	19014A

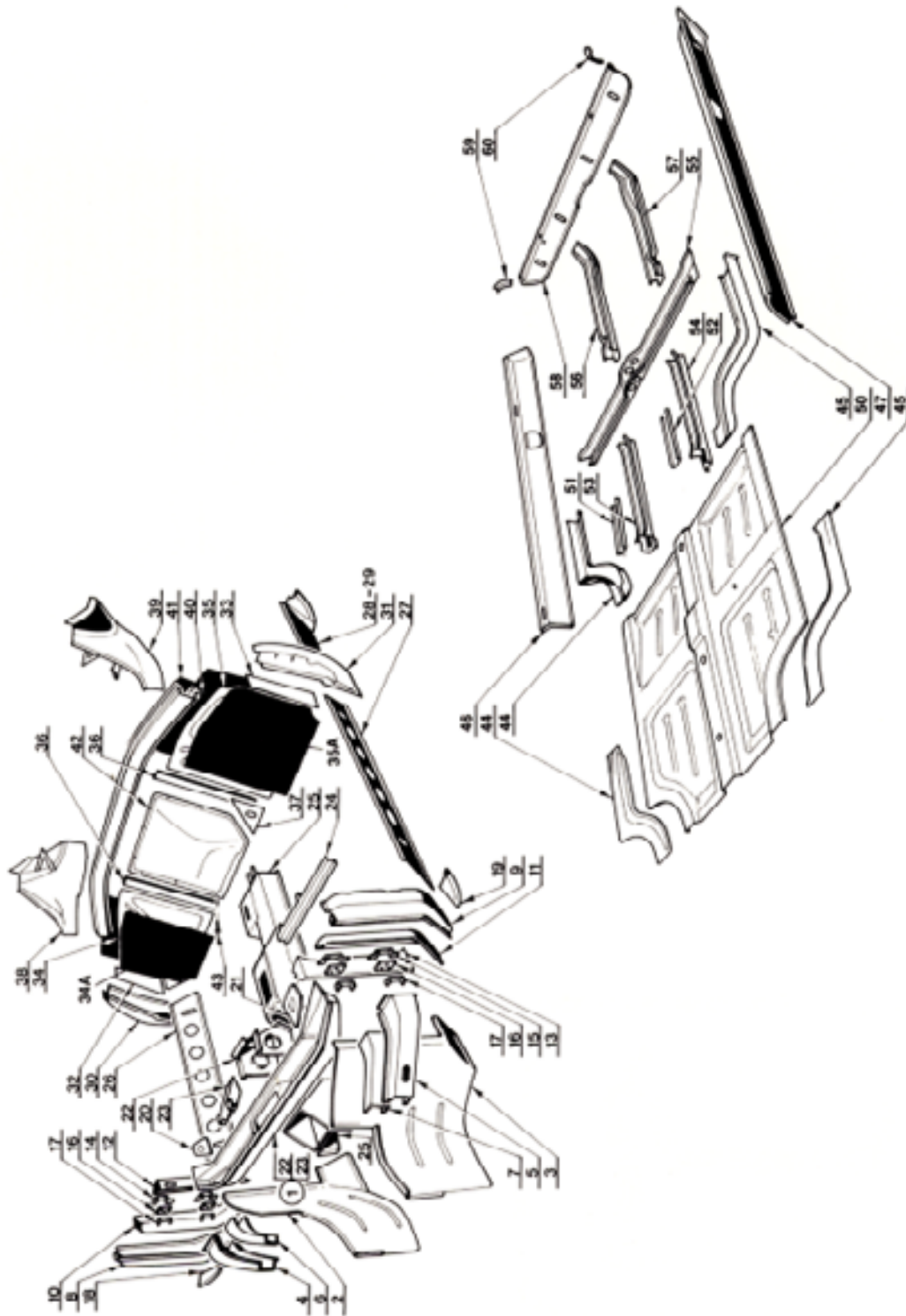
NOTE: #1 Front Nose Assembly includes Headlamp Shaft, Gear, Bushings and Brackets.





Original DeTomaso Pantera Parts

SECTION 19 ILLUSTRATION 29

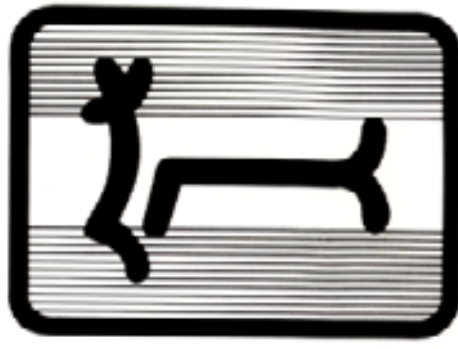


SECTION 19 ILLUSTRATION 29

ILLUSTRATION #	DESCRIPTION	PART #
1	Coil Windshield Wiper Lower Before #5254	19100A
1	Coil Windshield Wiper Lower After #5254	19100B
1	Coil Windshield Wiper Lower w/Fresh Air Pickup	19100C
2	Apron Inner Fender RH	19101A
3	Apron Inner Fender LH	19102A
4	Brace Fender Apron RH Outer	19103A
5	Brace Fender Apron LH Outer	19104A
6	Brace Fender Apron RH Inner	19105A
7	Brace Fender Apron LH Inner	19106A
8	Door Hinge Post Assembly RH (#8-10-12-14-16-17)	19107A
9	Door Hinge Post Assembly LH (#9-11-13-15-17)	19108A
12	Pillar Post Inner w/Dash Support Bracket RH	19109B
13	Pillar Post Inset w/Dash Support Bracket LH	19109C
16	Plate Door Pillar Post to Inner Rocker RH	19109A
19	Plate Door Pillar Post to Inner Rocker LH	19109B
20	Coil Air Intake Box Cover RH	19110A
21	Coil Air Intake Box Cover LH	19110B
22	Bracket Steering Column Support	19111A
23	Bracket Hood Perch Support	19112A
24	Brace Steering Column Support to Fender Apron	19113A
25	Console Inner Structure (Black)	19114A
26	Panel Inner Rocker Reinforcement RH	19115A
27	Panel Inner Rocker Reinforcement LH	19116A
28	Panel Inner Rocker Rear Reinforcement RH	19117A
29	Panel Inner Rocker Rear Reinforcement LH	19118A
30	Pillar Post Door Latch RH	19119A
31	Pillar Post Door Latch LH	19120A
32	Pillar Inset Panel RH w/30 Only	
33	Pillar Inset Panel LH w/31 Only	
34	Firewall RH	19121A
34A	Insulation Firewall RH Engine Side	19122A
34A	Insulation Firewall RH Pass Side	19122B
35	Firewall LH	19123A
36A	Insulation Firewall LH Engine Side	19124A
36A	Insulation Firewall LH Pass Side	19124B
36	Firewall Pillar R & L	19125A
37	Push Shaft Rod (Firewall Panel)	19126A
40	Firewall Upper Crossmember Front	19127A
41	Firewall Upper Crossmember Rear	19127B
42	Firewall Center Section (Removable) before #2000	19128A
42	Firewall Center Section (Removable) form #2000	19128B
43	Screw Firewall Center Retaining Bolt Head M5 x 80 x 20mm	19129A
43	Bot Firewall Center Retaining Hex Head M5 x 80 x 25mm	19129B
44	Reinforcement Floor Pin Front RH	19130A
45	Reinforcement Floor Pin Front LH	19131A
46	Rocker Inner w/Seat Belt Hole RH	19132A
46	Inner Rocker Assembly after #9000 RH (#4126 & 26)	19132B
47	Rocker Inner w/Seat Belt Hole LH	19133A
47	Inner Rocker Assembly after #9000 LH (#4127 & 26)	19133B
50	Floor Assembly	19134A
51	Reinforcement Front Center Floor Brace RH	19135A
52	Reinforcement Front Center Floor Brace LH	19136A

Original DeTomaso Pantera Parts

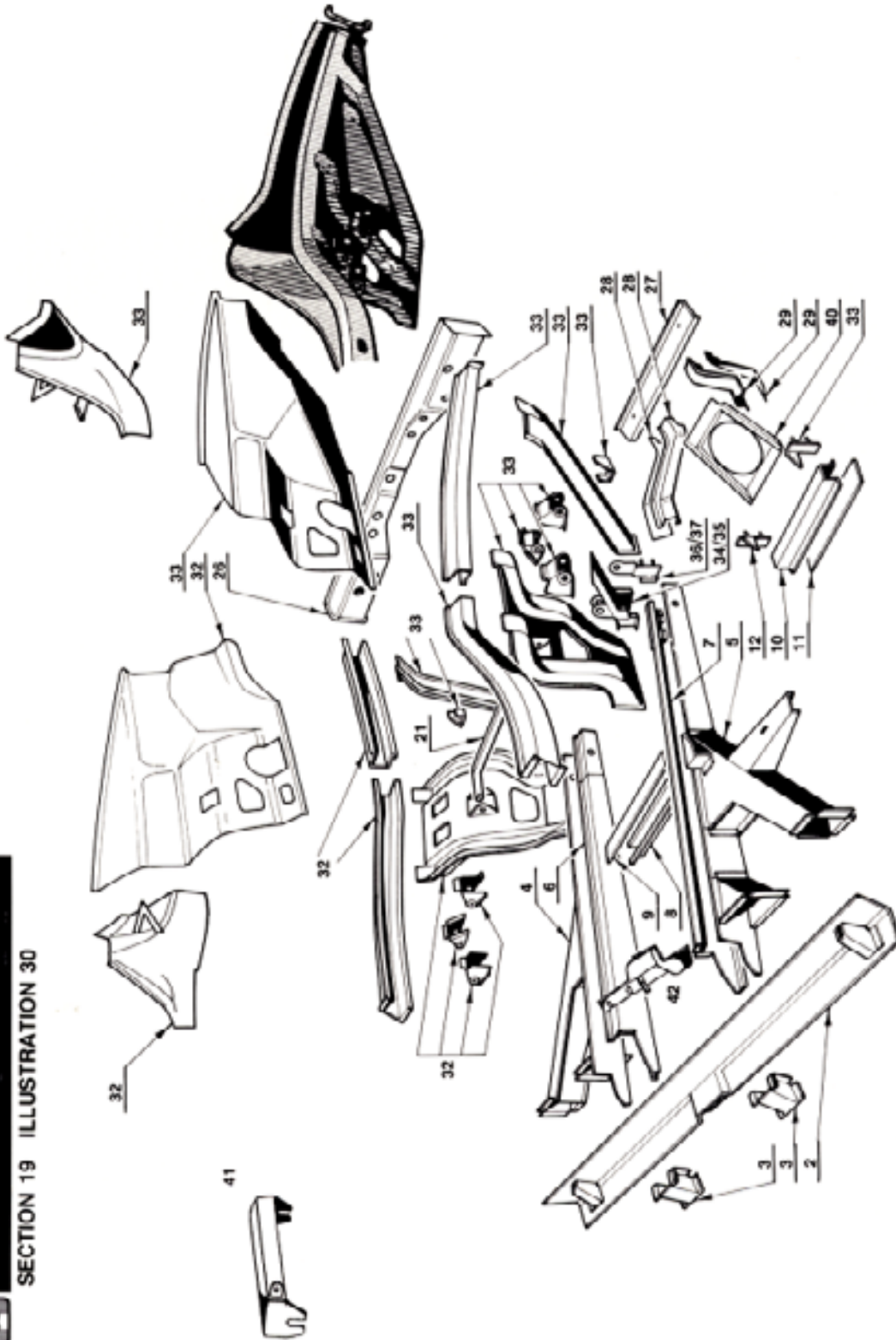
53	Brake Front Floor Center RH	19137A
54	Brake Front Floor Center LH	19138A
55	Crossmember Floor Center	19139A
56	Brake Front Floor Rear RH	19140A
57	Brake Front Floor Rear LH	19141A
58	Crossmember Upper Rear Floor	19142A
59	Reinforcement Upper Rear Floor Crossmember RH	19143A
60	Reinforcement Upper Rear Floor Crossmember LH	19144A





Original Defomaso Pantera Parts

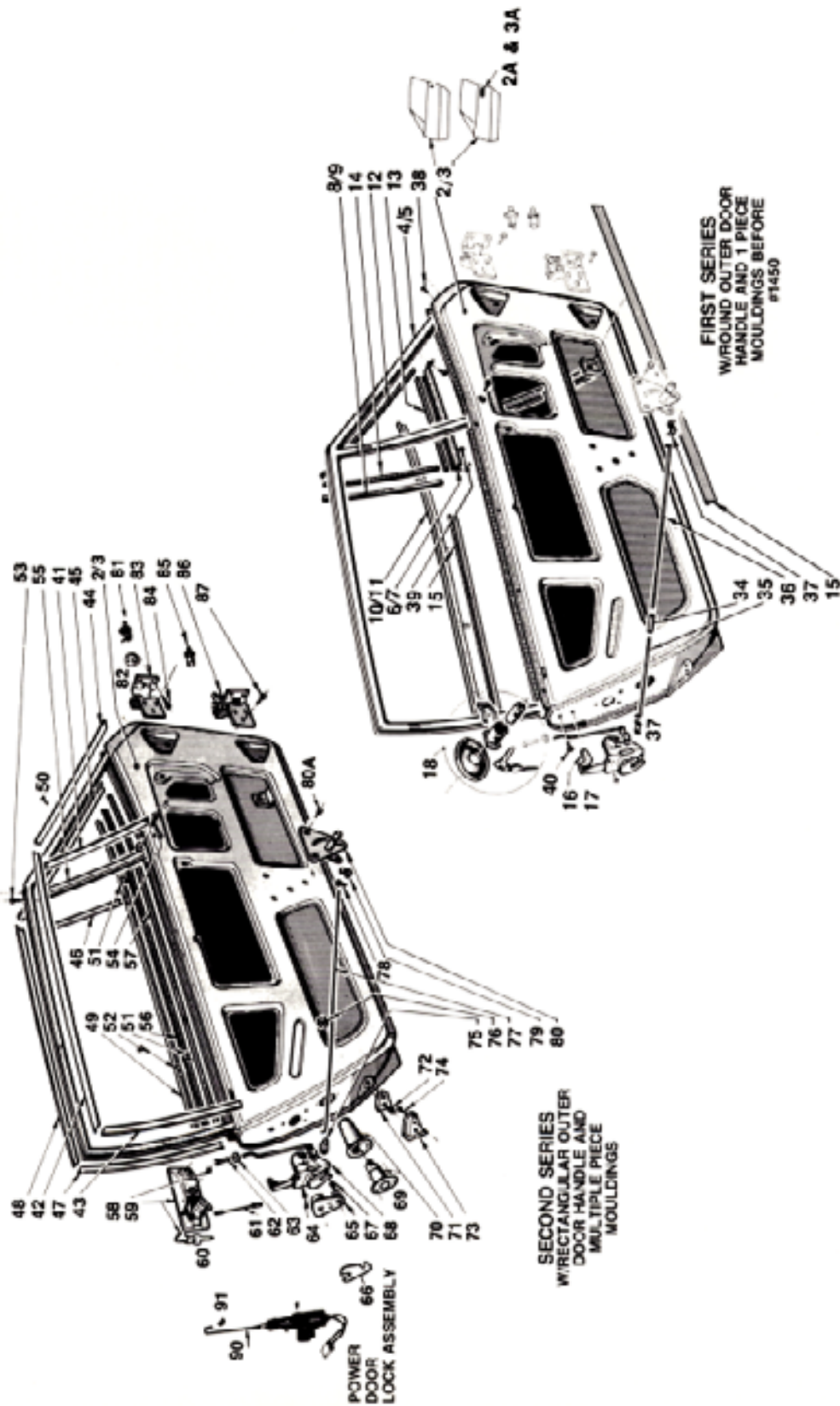
SECTION 19 ILLUSTRATION 30





Original DeTomaso Pantera Parts

SECTION 20 ILLUSTRATION 31



Additi

SECTION 20 ILLUSTRATION 31

Original DeTomaso Pantera Parts

ILLUSTRATION #	DESCRIPTION	PART #
2	Door Assembly RH w/Round Outside Handle	20014A
2	Door Assembly RH w/Rectangular Outside Handle	20018B
2	Door Assembly RH GT'S from #900C	20017C
2A	Door Skin RH Outer w/Rectangular Outer Handle	20010A
3	Door Assembly LH w/round Outside Handle	20028B
3	Door Assembly LH w/Rectangular Outside Handle	20042C
3A	Door Skin LH Outer w/Rectangular Outer Handle	20020D
4	Door Upper Window Frame RH Before #1450	20020A
5	Door Upper Window Frame LH Before #1450	20044A
6	Channel Lower From RH Before #1450	20065A
7	Channel Lower From LH Before #1450	20066A
8	Channel Vertical RH Before #1450	20039A
9	Channel Vertical LH Before #1450	20068A
10	Moulding (Outer) at Belt RH Before #1450	20069A
11	Moulding (Outer) at Belt LH Before #1450	20010A
12	Weather Strip Vent Window Front Before #1450	20017A
13	Weather Strip Vent Window Lower Before #1450	20025A
14	Weather Strip Vent Window Rear Before #1450	20013A
15	Felt Door Glass Outer & Inner (Cat Whisker)	20014A
16	Latch Assembly w/round Door Handle RH	20015A
17	Latch Assembly w/round Door Handle LH	20016A
18	Lock Set w/keys—Round Handle	20017A
34	Connector Door Latch Rod	20018A
35	Ford Door Latch Release Rear	20019A
36	Ford Door Latch Release Front	20019B
37	Release Door Latch Rod to Release Control	20020A
38	Ball M6 x 1.3 x 20mm	20021A
39	Screw M5 x .80 x 7mm	20022A
40	Ball M6 x 1.3 x 15mm	20022B
END OF 15T SERIES SPECIAL PARTS		
61	Moulding (Inner) Vent Post RH Bright Finish	20023A
61	Moulding (Inner) Vent Post RH Black Finish	20023B
61	Moulding (Inner) Vent Post LH Bright Finish	20024A
61	Moulding (Inner) Vent Post LH Black Finish	20024B
62	Moulding (Inner) Upper RH Bright Finish	20025A
62	Moulding (Inner) Upper RH Black Finish	20025B
62	Moulding (Inner) Upper LH Bright Finish	20026A
62	Moulding (Inner) Upper LH Black Finish	20026B
63	Moulding (Inner) Rear RH Bright Finish	20027A
63	Moulding (Inner) Rear RH Black Finish	20027B
63	Moulding (Inner) Rear LH Bright Finish	20027C
63	Moulding (Inner) Rear LH Black Finish	20027D
64	Moulding (Inner) Front RH Bright Finish	20028A
64	Moulding (Inner) Front RH Black Finish	20028B
64	Moulding (Inner) Front LH Bright Finish	20028C
64	Moulding (Inner) Front LH Black Finish	20028D
65	Moulding (Outer) Front RH Bright Finish	20029A
65	Moulding (Outer) Front RH Black Finish	20029B
65	Moulding (Outer) Front LH Bright Finish	20029C
65	Moulding (Outer) Front LH Black Finish	20029D
66	Moulding (Outer) Front RH Bright Finish	20030A
66	Moulding (Outer) Front RH Black Finish	20030B
66	Moulding (Outer) Front LH Bright Finish	20030C
66	Moulding (Outer) Front LH Black Finish	20030D
67	Moulding (Outer) Front LH Bright Finish	20031A
67	Moulding (Outer) Front LH Black Finish	20031B
68	Moulding (Outer) Front LH Bright Finish	20032A
68	Moulding (Outer) Front LH Black Finish	20032B
69	Moulding (Outer) Vent Post RH Bright Finish	20033A
69	Moulding (Outer) Vent Post RH Black Finish	20033B




Section 20 Illustration 31 (part a) Part B continued on the next page

46	Moulding (Outer) Vent Post RH Black Finish	20033B
46	Moulding (Outer) Vent Post LH Bright Finish	20054A
46	Moulding (Outer) Vent Post LH Black Finish	20034B
47	Moulding (Outer) Rear RH Bright Finish	20055A
47	Moulding (Outer) Rear RH Black Finish	20035B
47	Moulding (Outer) Rear LH Bright Finish	20026A
47	Moulding (Outer) Rear LH Black Finish	20036B
48	Moulding (Outer) Upper RH Bright Finish	20037A
48	Moulding (Outer) Upper RH Black Finish	20037B
48	Moulding (Outer) Upper LH Bright Finish	20038A
48	Moulding (Outer) Upper LH Black Finish	20038B
49	Moulding (Outer) Lower at Belt RH Bright Finish	20039A
49	Moulding (Outer) Lower at Belt RH Black Finish	20039B
49	Moulding (Outer) Lower at Belt LH Bright Finish	20040A
49	Moulding (Outer) Lower at Belt LH Black Finish	20040B
50	Rivet Inner Moulding to Door	20041A
50	Screw Inner Moulding to Door (Counter Sink)	20042A
51	Chip Door Glass Felt to Door	20043A
52	Screw Door Glass Felt to Door Outer	20044A
53	Screw Vent Post to Door Frame (Upper) M6 x 1.0 x 8mm	20045A
54	Ball Vent Post to Door (Lower) M6 x 1.0 x 15mm	20039A
55	Post Vent Window RH	20045A
56	Post Vent Window LH	20047A
56	Felt Door Glass Outer (Cat Whisker)	20045A
57	Felt Door Glass Inner (Cat Whisker)	20048A
58	Ball Door Handle to Door M5 x .80 x 10mm	20049A
59	Lock Set Complete (Door Handles and Rear Trunk C/L) Rectangular	20050A
60	Key Blank Door & Rear Trunk	20051A
61	Rod Outside Door Handle to Latch RM.	20070A
62	Knob Door Lock	20075A
63	Grommet Door Lock Knob to Door Panel	20079A
64	Screw Door Latch to Door M6 x 1.0 x 10mm	20052A
65	Striker Door Latch RH	20053A
65	Striker Door Latch LH	20053A
66	Shim Door Latch Striker	20055A
67	Ball Door Striker M6 x 1.25 x 25mm	20056A
68	Latch Assembly w/Rectangular Door Handle RH After #1450	20015B
68	Latch Assembly w/Rectangular Door Handle LH After #1450	20015C
68	Latch Assembly w/Rectangular Door Handle LH After #1450	20016B
68	Latch Assembly w/Rectangular Door Handle LH After #9000 GT'S	20016C
69	Lamp Assembly Door (Rear) Red Lens w/Chrome Bezel	20057A
69	Lamp Assembly Door (Rear) GT'S Red Lens—Snap In Type	20057B
70	Ball Door Lamp (Used with Lamp 20057A)	20058A
71	Bumper Lower Door Stop	20059A
72	Ball Door Bumper M6 x 1.0 x 15mm	20060A
73	Striker RH Chrome	20061A
73	Striker RH & LH GT'S Chrome From #9000	20061B

Section 30 Illustration 21 Part B

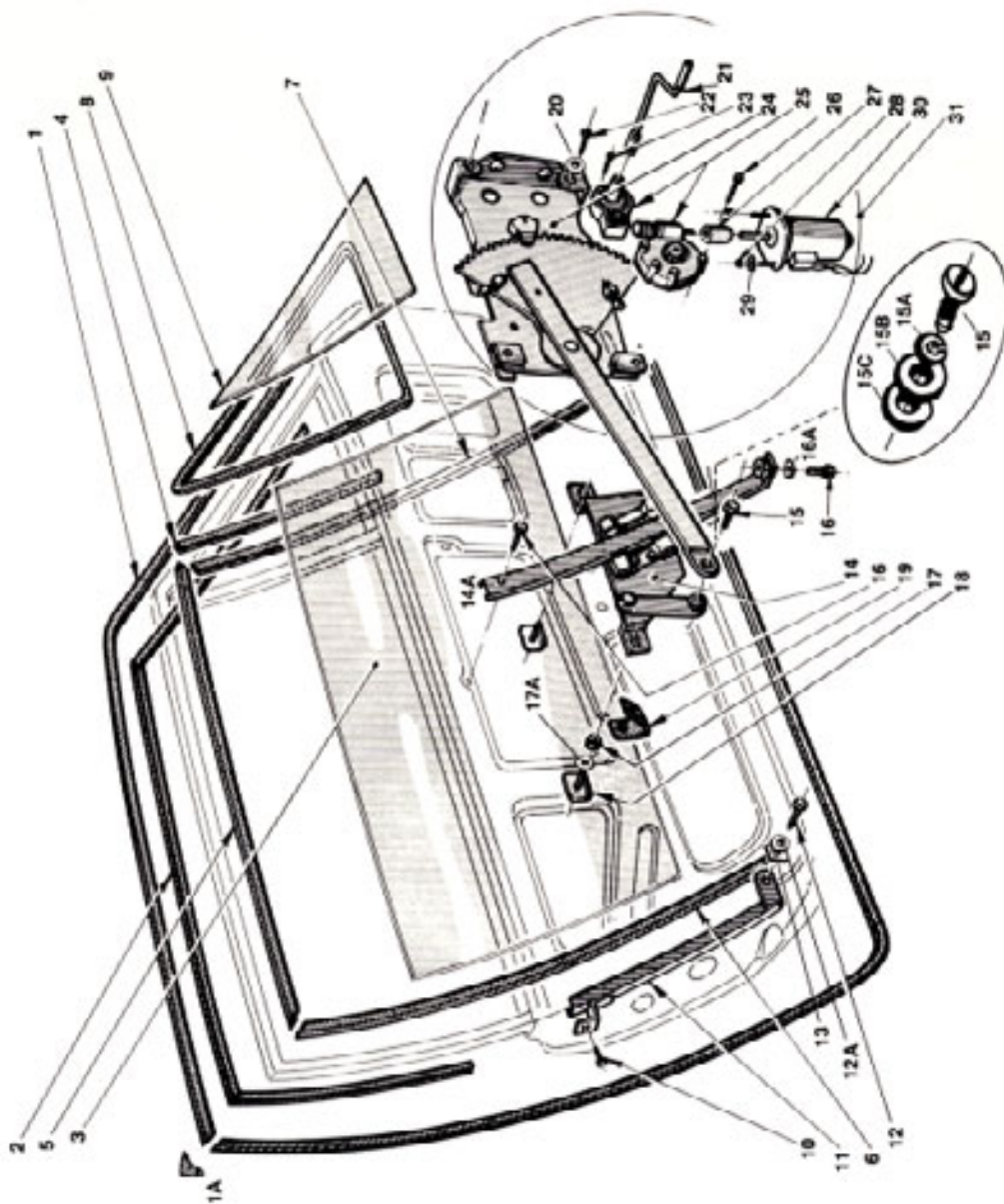
73	Striker LH Chrome	20062A
74	Screw Striker to Body M5 x .80 x 7mm	20022A
75	Retainer Door Latch Rod (Latch End)	20020B
76	Guide Door Latch Rod	20063A
77	Rod Door Latch to Remote Control	20019C
78	Link (Door Latch Rod Adjuster)	20064A
79	Retainer Door Latch Rod at Inner Handle	20020C
80	Control Assembly Door Latch Remote RH	20065A
80	Control Assembly Door Latch Remote LH	20066A
80A	Bolt Remote Control to Door M5 x .80 x 10mm	20050A
81	Switch Courtesy Light on Door Post	20067A
82	Gasket Courtesy Switch to Post	20068A
83	Hinge Door Upper R&L	20069A
84	Bolt Door Hinge to Door Post M6 x 1.0 x 15mm	20070A
85	Switch Door & Seal Belt Warning	20071A
86	Hinge Door Lower RH	20072A
86	Hinge Door Lower LH	20073A
87	Bolt Door Hinge to Door M8 x 1.25 x 25mm	18113A
88	Washer Door Hinge Bolt to Door	18113B
89	Motor Power Door Lock RH GTS	20077A
89	Motor Power Door Lock LH GTS	20078A
90	Rod Power Door Lock Motor to Latch RH	20079A
90	Rod Power Door Lock Motor to Latch LH	20079B
91	Cup Rod to Latch	20080A





Original DeTomaso Pantera Parts

SECTION 20 ILLUSTRATION 32




SECTION 20 ILLUSTRATION 32

ILLUSTRATION #	DESCRIPTION	PART #
1	Weatherstrip Door Opening on Body R & L	20200A
1A	Corner Cap Door Opening Weatherstrip	20201A
2	Weatherstrip Door Top RH	20202A
2	Weatherstrip Door Top LH	20203A
3	Glass Door RH (Tinted)	20204A
3	Glass Door LH (Tinted)	20205A
4	Felt Door Glass Fun Front	20206A
5	Felt Door Glass Fun Upper	20208B
6	Felt Door Glass Fun Rear	20209C
7	Glass Run Front Before #1450	20207A
8	Weatherstrip Door Vert Window	20208A
9	Glass Door Vert Window RH (Tinted)	20209A
9	Glass Door Vert Window LH (Tinted)	20210A
10	Screw Glass Run to Door Rear Upper (Chrome)	20211A
11	Glass Run Rear Rtr Metal	20212A
11	Glass Run Rear LH Metal	20213A
12	Bolt Glass Run to Door Lower M6 x 1 x 10mm	20214A
12A	Flat Washer 6mm	11029C
13	Spacer Glass Run to Door	20215A
14	Bracket Assembly Door Glass RH	20216A
14	Bracket Assembly Door Glass LH	20217A
14A	Track Assembly Door Glass RH	20218B
14A	Track Assembly Door Glass LH	20217B
15	Bolt Regulator to Arm	20211A
15A	Spring Washer	20213A
15B	Washer Steel	20219A
15C	Washer Floor	20220A
16	Bolt Track to Door M6 x 1 x 12mm	20214A
16A	Flat Washer 6mm	11029C
17	Nut Glass Retainer M6 x 1	11029B
17A	Flat Washer 6mm	11029C
18	Retainer Door Glass to Bracket	20221A
19	Insulator Door Glass to Retainer	20222A
19	Insulator Door Glass to Retainer from #5000	20222B
20	Flat Washer M6	11029C
21	Handle Emergency Window Crank	20223A
22	Bolt Regulator to Door M6 x 1 x 6mm	20224A
23	Bolt Gear Box to Regulator M4 x .70 x 25mm	20224B
24	Regulator without Gear RH	20225A
24	Regulator without Gear LH (From #9000)	20225B
24	Regulator without Gear LH	20225A
24	Regulator without Gear LH (From #9000)	20225B
25	Gear Kit Complete RH	20227A
25	Gear Kit RH GTS Serviced w/Regulator Assembly Only	20228A
25	Gear Kit Complete LH	20229A
25	Gear Kit LH GTS Serviced w/Regulator Assembly Only	16042A
26	Bolt Gear Box to Regulator	20229A
27	Coupling Gear Box to Motor	16030A
28	Nut Window Motor to Regulator M5 x 06	16043A
29	Insulator Power Window Motor to Bracket	16043A
30	Motor Power Window (Before #6000)	16046A
31	Regulator w/Motor & Gear w/ #2 RH	20235A

Original DeTomaso Pantera Parts

31	Regulator with Motor GTS RH (From #9000)	20235B
31	Regulator w/Motor & Gear w/ #2 LH	20233A
31	Regulator with Motor GTS LH (From #6000)	20235B

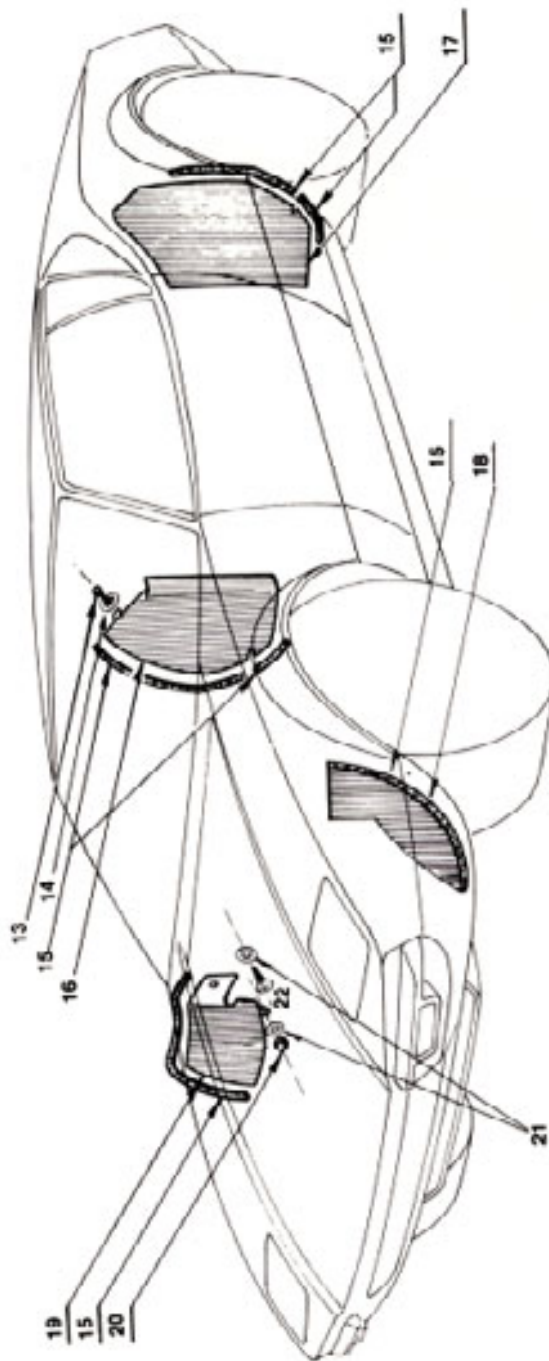
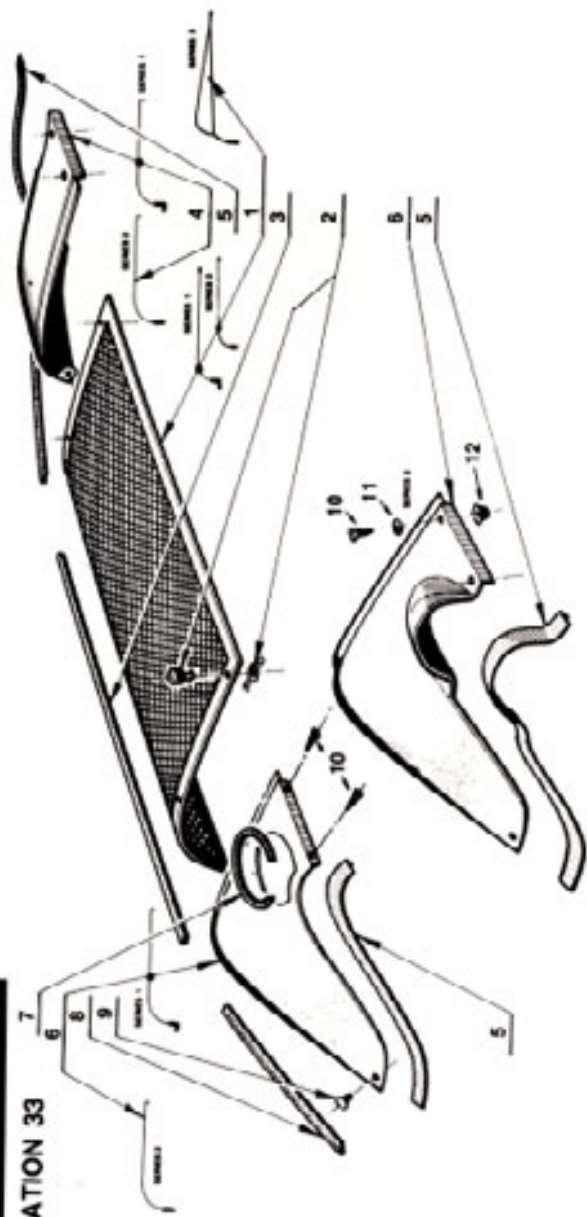




Original DeTomaso Pantera Parts



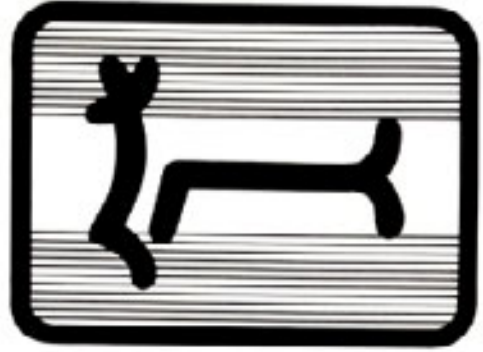
SECTION 21 ILLUSTRATION 33



SECTION 21 ILLUSTRATION 33

ILLUSTRATION #	DESCRIPTION	PART #
1	Grille Center Over Engine Before #1285 N/R	21001A
1	Grille Center Over Engine From #1285 to #2062 1st Series	21001B
1	Grille w/ Fuel Filter 2nd Series	21001C
1	Grille w/External Fuel Filter (Center Raised) 3rd Series	21001D
2	Fasciner Grille to Shield (Dual Type)	141029B
3	Weather Strip Center	21001A
4	Shield Engine Cover RH 1st Series	21003A
4	Shield Engine Cover RH 2nd Series	21003B
4	Shield Engine Cover RH 3rd Series w/Access Hole	21003C
4	Shield Engine Cover RH GT5 (From #9000)	21003D
5	Weather Strip Shield to Body R/L	21004A
5	Shield Engine Cover LH 1st Series	21005A
5	Shield Engine Cover LH 2nd Series	21005B
5	Shield Engine Cover LH 3rd Series w/External Fuel Filter	21005C
5	Shield Engine Cover LH GT5 (From #9000)	21005D
7	Trim Fuel Filter Opening & Access Hole	21006A
8	Weather Strip Shield Front R/L	21007A
9	Plug	21008A
10	Screen Shield to Bracket (On Side) #8 x 3/8 Sheet Metal	21009A
10	Screen Shield to Bracket Used w/Anchor (On Top)	21009B
11	Flut Washer	140296B
12	Anchor Used w/Flut Screws On Shields	21009C
13	Bolt Splash Shield to Body M6 x 10 x 12	20224A
14	Flut Washer Body Type	09033A
15	Weather Strip Shield to Body R/R	21010A
15	Weather Strip Shield to Body L/R	21010A
15	Weather Strip Shield to Body R/L - Front	21010C
15	Weather Strip Washer Cover to Body	11111A
16	Shield 1/4 Panel Splash RH	21011A
16	Shield 1/4 Panel Splash GT5 RH	21011B
16	Shield 1/4 Panel Splash LH 2F5-S	21011C
17	Shield 1/4 Panel Splash LH w/External Fuel Filter	21012A
17	Shield 1/4 Panel Splash GT5	21012B
17	Shield 1/4 Panel Splash LH GT5-S	21012C
18	Shield Front Fender Splash	21013A
18	Shield Front Fender Splash GT5 RH	21013B
18	Shield Front Fender Splash GT5 LH	21013C
18	Shield Front Fender Splash GT5-S RH	21013D
18	Shield Front Fender Splash GT5-S L-R	21013E
18	Shield Wiper Motor Spoon	17016A
19	Shield Wiper Motor Spoon GT5 (From #9000)	17016B
19	Shield Wiper Motor Spoon GT5-S	17016C
20	Nut Splash Shield Retaining M8 x 1.0	11020B
21	Flut Washer Splash Shield Retaining Body Type	09033A
22	Screw Wiper Shield Retaining Sheet Metal #8 x 10"	17017B

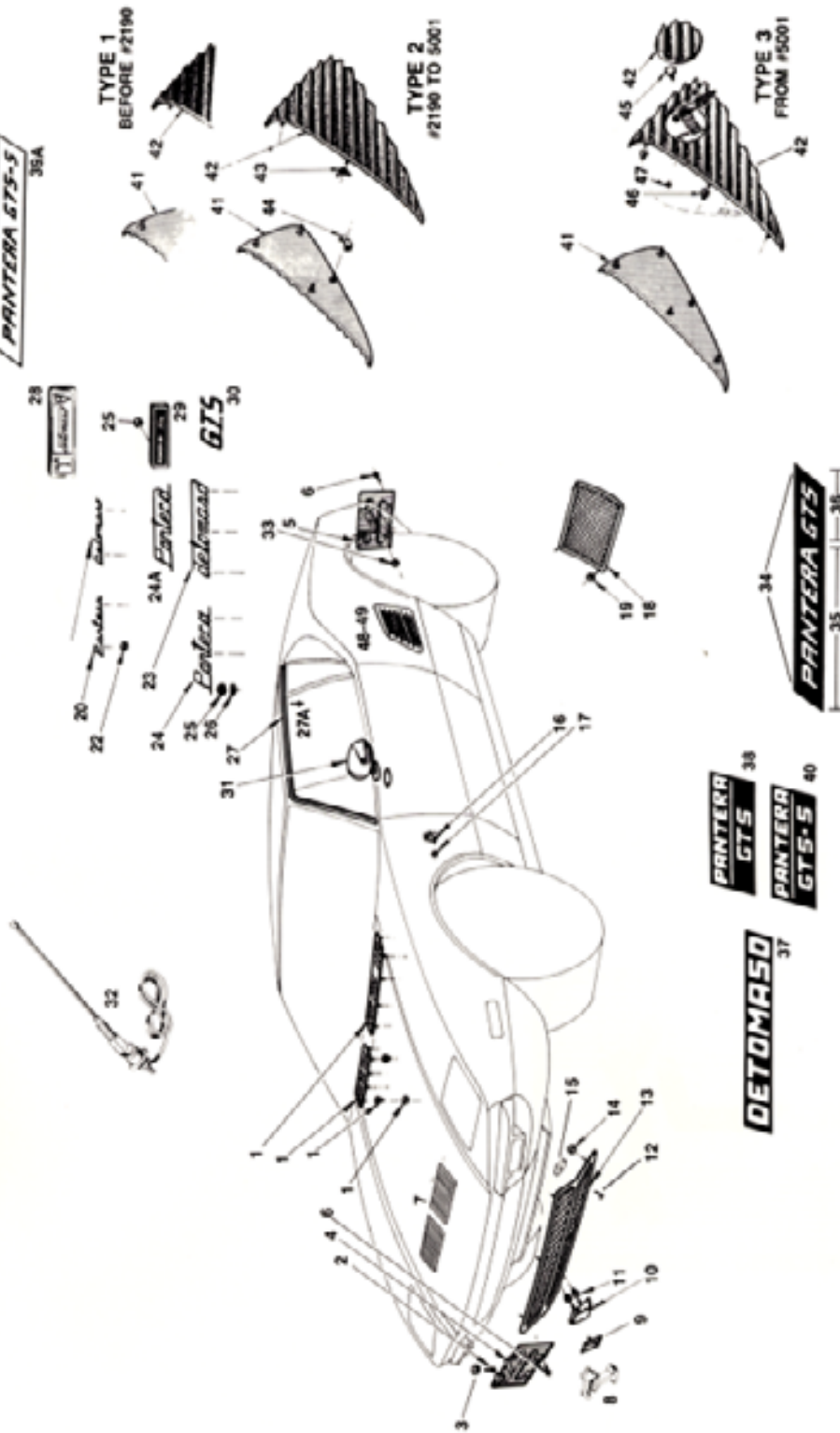

Original DeTomaso Pantera Parts





Original DeTomaso Pantera Parts

SECTION 22 ILLUSTRATION 34



SECTION 22 ILLUSTRATION 34

ILLUSTRATION #	DESCRIPTION	PART #
1	Wiper Cowl (See Section 17 Illustration #5)	22001A
2	Right License Plate Bracket to Europe M5 x .80 x 12mm	0-301B
3	Nut License Plate Bracket to Bumper M5 x .80	22002A
4	Bracket Front License Plate Small Bumpers (Europe)	22002B
4	Bracket Front License Plate Small Bumpers (U.S.A.)	22002C
5	Bracket Rear License Plate (Europe)	22002D
5	Bracket Rear License Plate (U.S.A.)	22002E
6	Screen License Plate to Bracket (Chrome Phillips)	22003A
7	Hood Grilles (See Section 18, Illustration #27)	22003A
8	Emblem DeTomaso T Front Grille 3"	22003B
8	Emblem DeTomaso T Front Grille 3-3/4"	22003C
9	Emblem DeTomaso Crest (Blue & White) on Grille	22003D
10	Steel Emblem to Grille	22003E
11	Nut Emblem to Base M5 x .70	11032A
11	Nut Base to Grille M4 x .70	11032A
12	Screw Grille to Body (Counter Sink Sheet Metal)	22006A
13	Grille Radiator Opening w/Studs	22010A
13	Grille Radiator Opening w/Studs	22010B
14	Nut Grille Fastening for 22010A Grille M4 x .70	11032A
15	Clip Grille Fastening for 22010B Grille	13071A
16	Emblem Ona Crest	22011A
17	Nut Emblem to Body M5 x .60	22012A
18	Grille Air Conditioner Condenser	22013A
19	Nut Grille to Body M5 x .60	0-301B
20	Pantera Script (Small) w/Nut	30032A
21	DeTomaso Script (Small) w/Nut	30032A
22	Nut Emblem to Body	30032B
23	DeTomaso Script	22014A
24	Pantera Script	22015A
24A	Pantera Script w/Connecting Bar	22015B
25	Nut Pantera & DeTomaso Emblems/Same Type	18141A
26	Clip Emblem to Body	22016A
27	Moulding Roof Drip Fall RH Bright Finish	22017A
27	Moulding Roof Drip Fall RH Black Finish	22017B
27A	Roof Rivet (Bright Finish)	22017C
27A	Roof Rivet (Black Finish)	22017D
27	Moulding Roof Drip Fall LH Bright Finish	22018A
27	Moulding Roof Drip Fall LH Black Finish	22018B
28	Emblem DeTomaso w/ Rear Deck Lid	18140B
29	Emblem Power by Ford Rear Deck Lid	18140A
30	Emblem GTS and GTS Rear	22019A
31	Minor Outside Rear View LH Chrome Rectangular	22020A
31	Minor RH Electrical GTS	22020B
31	Minor LH Electrical GTS	22020C
31	Minor RH Manual GTS	22020E
31	Minor LH Manual GTS	22020F
32	Antenna Roof Mount Bright Finish	22021A
32	Antenna Roof Mount Black Finish	22021B
33	Nut Rear License Plate Bracket to Body M5 x .80	16033A
34	Stripe Pantera GTS (1 Side) White N. GTS	22022A
35	Stripe Pantera Black (1 Side)	22022A

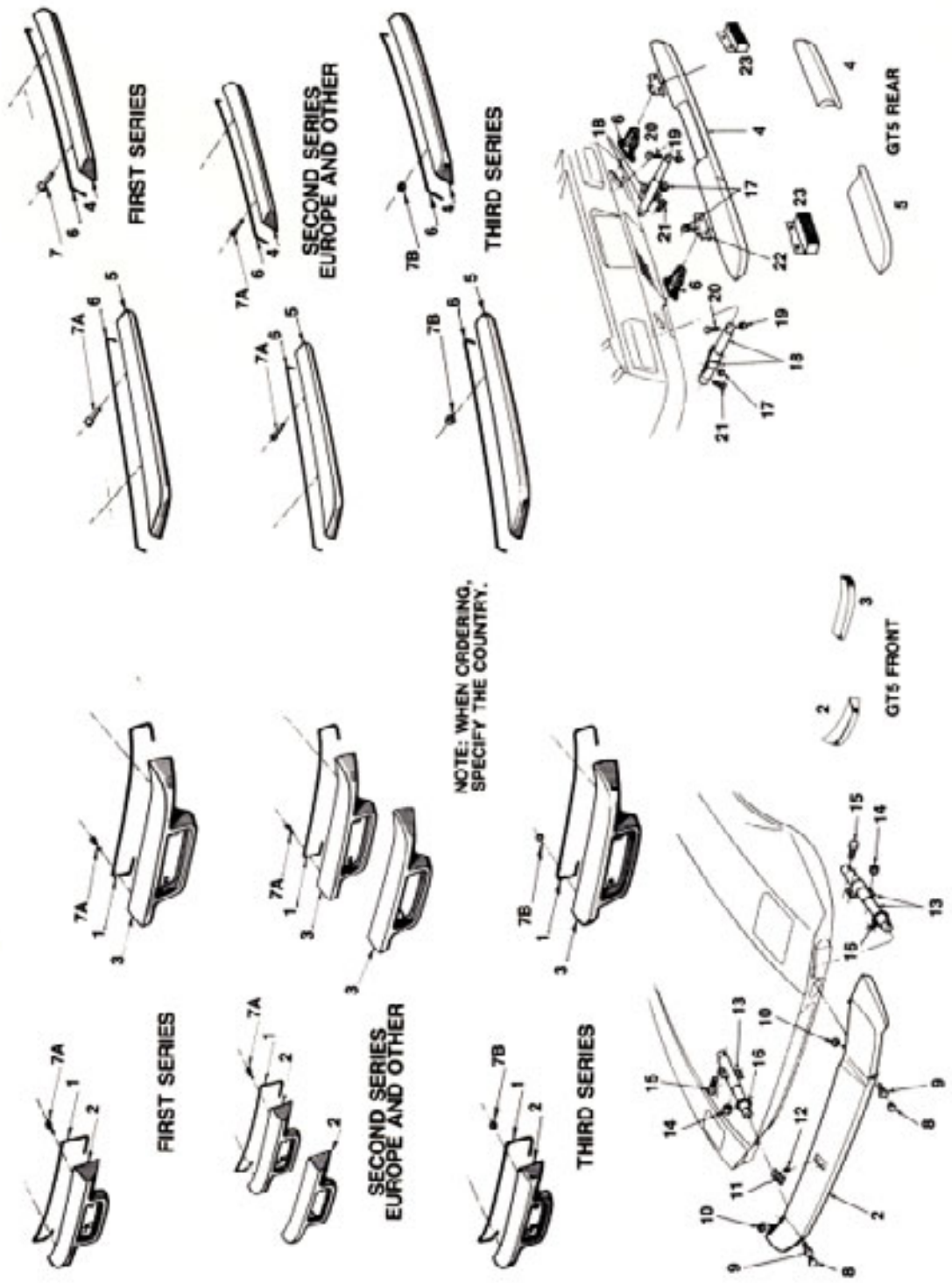
Original DeTomaso Pantera Parts

35	Stripe Pantera Gold (1 Side)	22022B
35	Stripe Pantera Silver (1 Side)	22022C
35	Stripe Pantera Red (1 Side)	22022D
35	Stripe Pantera White (1 Side)	22022E
35	Stripe Pantera Sky Blue (1 Side)	22022F
35	Stripe Pantera Yellow (1 Side)	22022G
35	Stripe Pantera Blue (1 Side)	22022H
35	Stripe Pantera Brown (1 Side)	22022I
35	Stripe Pantera Green (1 Side)	22022J
36	Stripe GTS Black (1 Side)	22023A
36	Stripe GTS Silver (1 Side)	22023B
36	Stripe GTS Gold (1 Side)	22023C
36	Stripe GTS White (1 Side)	22023D
37	Stripe DeTomaso White (1 Side)	22023E
37	Stripe DeTomaso Black (1 Side)	22023F
37	Stripe DeTomaso Gold (1 Side)	22023G
37	Stripe DeTomaso Silver (1 Side)	22023H
38	Stripe Pantera 375 White (1 Side)	22023I
38	Stripe Pantera 375 Black (1 Side)	22023J
38	Stripe Pantera 375 Gold (1 Side)	22023K
38	Stripe Pantera 375 Silver (1 Side)	22023L
39	Stripe Pantera 375 White Rear Deck Lid	22027A
39	Stripe Pantera 375 Black Rear Deck Lid	22027B
39	Stripe Pantera 375 Gold Rear Deck Lid	22027C
39	Stripe Pantera 375 Silver Rear Deck Lid	22027D
39A	Stripe Pantera 375-5 White Rear Deck Lid	22027E
39A	Stripe Pantera 375-5 Black Rear Deck Lid	22027F
39A	Stripe Pantera 375-5 Gold Rear Deck Lid	22027G
39A	Stripe Pantera 375-5 Silver Rear Deck Lid	22027H
40	Stripe Pantera 375-5 White (1 Side) 1/8 Panel	22030A
40	Stripe Pantera 375-5 Black (1 Side) 1/8 Panel	22030B
40	Stripe Pantera 375-5 Gold (1 Side) 1/8 Panel	22030C
40	Stripe Pantera 375-5 Silver (1 Side) 1/8 Panel	22030D
41	Ornament Foot Side RH Type 1	22028A
41	Ornament Foot Side RH Type 2	22028B
41	Ornament Foot Side LH Type 1	22028C
42	Ornament Foot Side LH Type 2 with Fuel Filter	22028D
42	Ornament Foot Side LH w/Fuel Filter (Assembly Only)	22028E
43	Nut Ornament to Body (Wing Type)	22031A
44	Bracket Ornament to Body	22031A
45	Bumper Fuel Filter Door Stop	22031A
46	Retainer Ornament to Body (Plastic)	22031A
47	Nut Ornament to Body M5 x .80	22031A
48	Grille Air Intake GTS-5 RH	18030B
49	Grille Air Intake GTS-5 LH	18030C



Original DeTomaso Pantera Parts

SECTION 23 ILLUSTRATION 35



NOTE: WHEN ORDERING, SPECIFY THE COUNTRY.

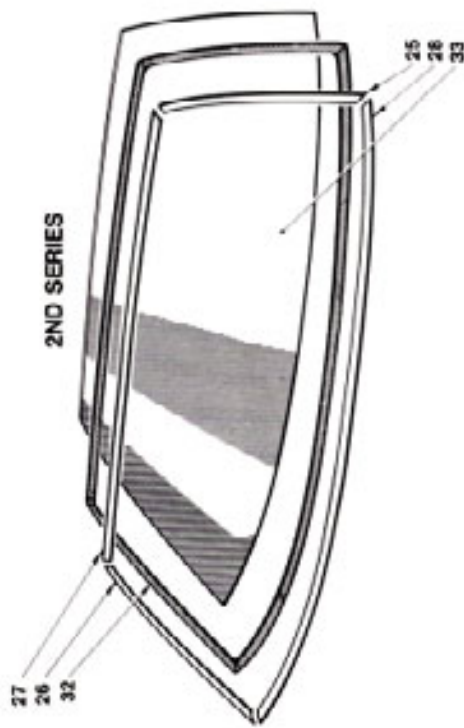
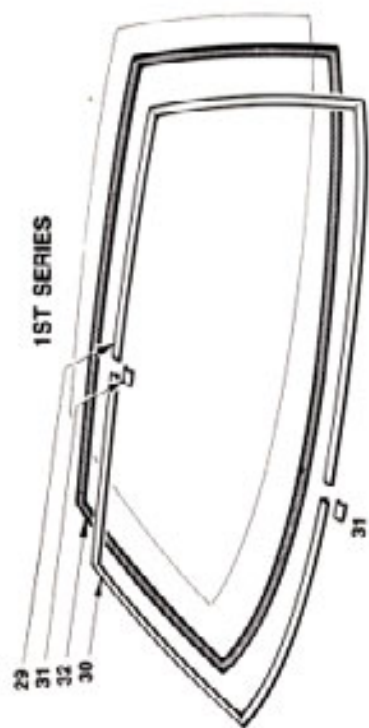
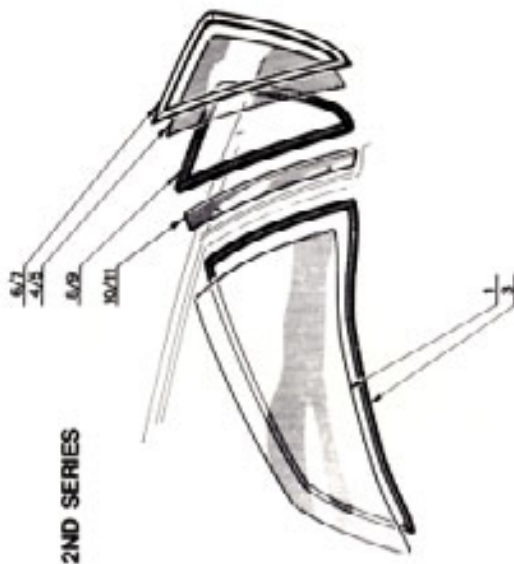
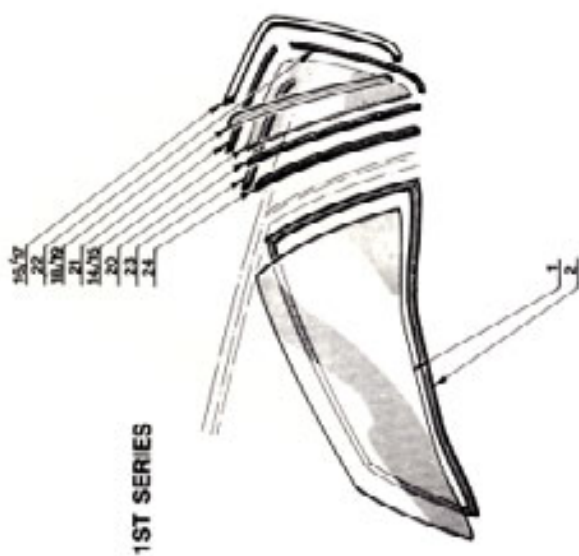


SECTION 23 ILLUSTRATION 35

Original DeTomaso Pantera Parts

ILLUSTRATION #	DESCRIPTION	PART #
1	Gaslee Front Bumper to Body	230014
2	Bumper Front RH w/Square Inboard Corner 1st Series	230024
2	Bumper Front RH (Europe) w/Square Inboard Corner 2nd Series	230028
2	Bumper Front RH w/round Inboard Corner 3rd Series	23002C
2	Bumper Front 1 Piece Rubber	23002D
2	Bumper Front GT5 (Europe) w/ Pink Light RH Fiberglass	23002E
2	Bumper Front RH GT5 Black w/round Corner	23002F
2	Bumper Front RH w/ Pink Lamp Chrome	23002G
2	Bumper Front LH w/Square Inboard Corner 1st Series	23003A
3	Bumper Front LH (Europe) w/Square Inboard Corner 2nd Series	23003B
3	Bumper Front LH w/round Inboard Corner 3rd Series	23003C
3	Bumper Front GT5 (Europe) w/ Pink Light LH Fiberglass	23003D
3	Bumper Front LH GT5 Black w/round Corner	23003E
3	Bumper Front LH w/ Pink Lamp Chrome	23003F
4	Bumper Rear RH w/Square Inboard Corner 1st Series	23004A
4	Bumper Rear RH (Europe) w/Square Inboard Corner 2nd Series	23004B
4	Bumper Rear RH w/round Inboard Corner 3rd Series	23004C
4	Bumper Rear 1 Piece Black	23004D
4	Bumper Rear 1 Piece Chrome	23004E
4	Bumper Rear GT5 (Europe) RH Fiberglass	23004F
4	Bumper Right Rear Black w/round Corner	23004G
5	Bumper Rear LH w/Square Inboard Corner 1st Series	23005A
5	Bumper Rear LH w/Square Inboard Corner 2nd Series	23005B
5	Bumper Rear LH w/round Inboard Corner 3rd Series	23005C
5	Bumper Rear GT5 (Europe) LH Fiberglass	23005D
5	Bumper Left Rear Black w/round Corner	23005E
6	Gaslee Rear Bumper to Body	23007A
6	Seat Rear Bumper to Body w/holders	23007B
7A	Ball Bumper to Body MB x 1.25 x 25mm	63071A
7B	Nut Bumper to Body MB x 1	16302B
8	Cap Front Bumper Bolt Hole	23008A
9	Bolt Bumper to Isolator M8 x 1.25 x 25mm	16113A
10	Nut Front Bumper to Body M8 x .80	16033A
11	Emblem DeTomaso Crest (Blue & White)	23009A
11	Emblem Ohio Crest 7/8 GT5	23009B
12	Nut Emblem to Bumper M4 x .70	16032A
13	Isolator Front Bumper to Body	23002A
14	Nut Isolator to Body MB x 1.25	23006A
15	Bolt Isolator to Body	23006A
16	Seal Isolator to Body	23007C
17	Nut Isolator to Body MB x 1.25	23008A
18	Isolator Rear Bumper to Body	23007B
19	Bracket Rear Bumper to Body Iron #9000	23007C
19	Nut Bracket to Isolator M14 x 1.5	24656A
20	Bolt Bracket to Isolator M14 x 1.5 x 65mm	23010A
21	Bolt Isolator to Body	23009A
22	Bracket Bumper to Isolator L, & R	23011A
23	Reflector Rear Bumper	23012A





Original DeTomaso Pantera Parts

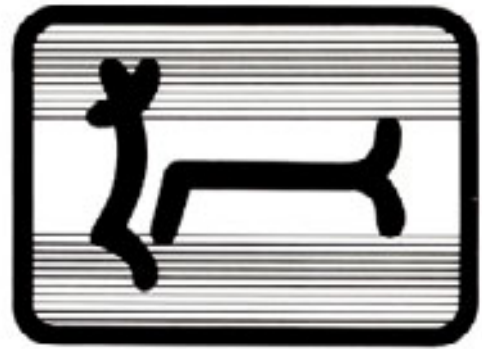
SECTION 24 ILLUSTRATION 36



SECTION 24 ILLUSTRATION 35

Original DeTomaso Pantera Parts

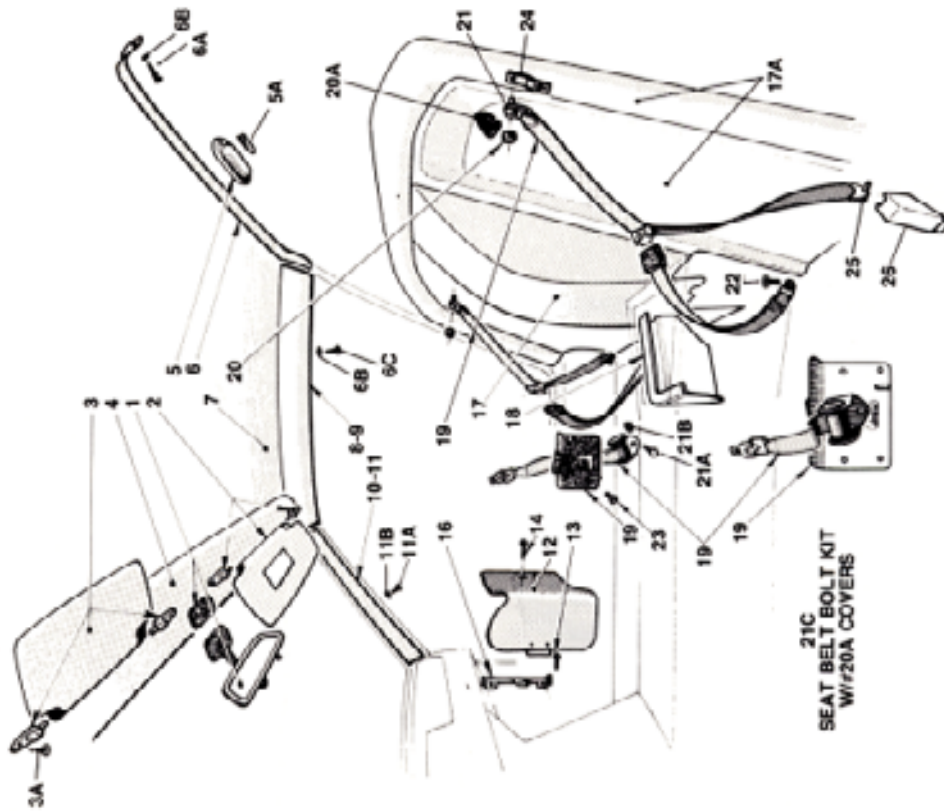
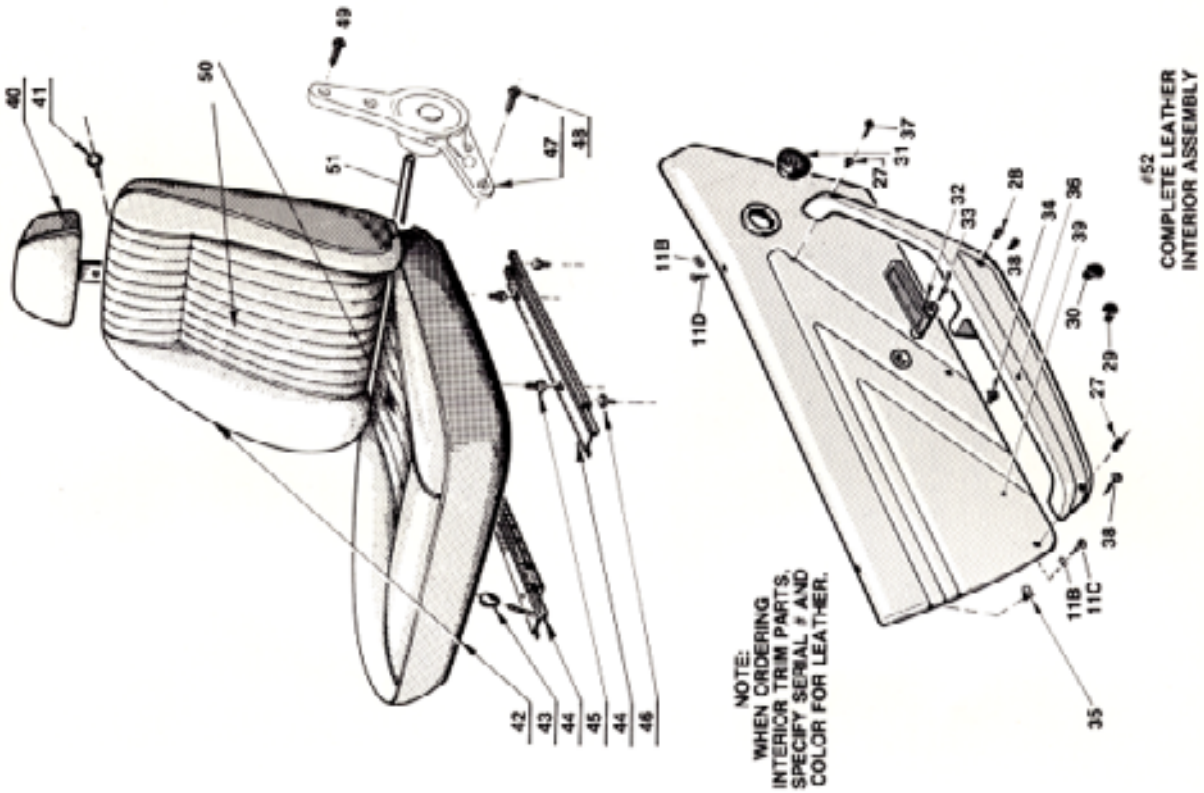
ILLUSTRATION #	DESCRIPTION	PART #
1	Glass Rear Window Bottom #2001 1st Series	24001A
1	Glass Rear Window After #2001 2nd Series	24001B
1	Glass Rear Window Windshield Wires 2nd Series	24001C
2	Weatherstrip Rear Glass Bottom #2001 Replaces by "B"	24002A
3	Weatherstrip Rear Glass After #2001	24002B
4	Glass 1/4 Window RH (Trunk)	24002A
5	Glass 1/4 Window LH (Trunk)	24002A
6	Moulding LH Window 1 Piece RH Bright Finish 2nd Series	24003A
6	Moulding LH Window 1 Piece RH Black Finish 2nd Series	24003B
7	Moulding LH Window 1 Piece LH Bright Finish 2nd Series	24004A
7	Moulding LH Window 1 Piece LH Black Finish 2nd Series	24004B
8	Weatherstrip LH Window RH	24005A
9	Weatherstrip LH Window LH	24005A
10	Moulding Roof Pillar RH Bright Finish	24006A
10	Moulding Roof Pillar RH Black Finish	24006B
11	Moulding Roof Pillar LH Bright Finish	24010A
11	Moulding Roof Pillar LH Black Finish	24010B
14	Glass 1/4 Window RH Not Trunked	24003B
15	Glass 1/4 Window LH Not Trunked	24004B
16	Moulding LH Window Rear RH 1st Series	24011A
17	Moulding LH Window Rear LH 1st Series	24012A
18	Moulding LH Window Front RH 1st Series	24013A
19	Moulding LH Window Front LH 1st Series	24014A
20	Channel 1/4 Window Glass Front	24015A
21	Channel 1/4 Window Glass Rear	24015B
22	Channel LH Window Glass Rear	24015C
23	Weatherstrip Upper 1/4 Glass	24016A
24	Weatherstrip Front LH Glass	24016B
25	Moulding Windshield LH Bright Finish 2nd Series	24017A
25	Moulding Windshield LH Black Finish 2nd Series	24017B
26	Moulding Windshield RH Bright Finish 2nd Series	24018A
26	Moulding Windshield RH Black Finish 2nd Series	24018B
27	Moulding Windshield Upper Bright Finish 2nd Series	24019A
27	Moulding Windshield Upper Black Finish 2nd Series	24019B
28	Moulding Windshield Lower Bright Finish 2nd Series	24020A
28	Moulding Windshield Lower Black Finish 2nd Series	24020B
29	Moulding Windshield LH Bright Finish 1st Series	24021A
30	Moulding Windshield RH Bright Finish 1st Series	24021A
31	Cover Windshield Moulding Joint	24022A
32	Weatherstrip Windshield w/2 Piece Moulding 1st Series	24024A
32	Weatherstrip Windshield w/2 Piece Moulding 2nd Series	24024B
33	Windshield Trim	24025A
33	Windshield GT's Fitted w/Green Band	24025B





Original DeTomaso Pantera Parts

SECTION 25 ILLUSTRATION 37





SECTION 25 ILLUSTRATION 37

SECTION 25 ILLUSTRATION #	DESCRIPTION	PART #
1	Mirror Inside Rear View	25001A
1	Mirror Inside Rear View (Bonded on w/Shield)	25001B
1	Mirror Base Bonded Type Mirror	25001C
2	Visor RH with Brackets (White) Replaced by B	25002A
2	Visor RH with Brackets (Grey)	25002B
3	Visor LH with Brackets (White) Replaced by B	25003A
3	Visor LH with Brackets (Grey)	25003B
3A	Screw Visor to Roof (Chrome)	25004A
4	Bow Headliner Front	25005A
5	Lamp Assembly Courtesy on Roof	25006A
5	Lamp Assembly Courtesy on Roof w/Switch	25006B
5A	Bulb Courtesy Lamp on Roof	25007A
6	Bow Headliner Rear	25008A
6A	Screw Headliner Bow to Roof Chrome (1-1/4" Long)	25009A
6B	Bezel Headliner Bow to Roof Chrome	25010A
6C	Screw Headliner Bow to Roof Chrome (3/4" Long)	25009B
7	Headliner Assembly	25011A
8	Bow Headliner RH	25012A
9	Bow Headliner LH	25013A
10	Moulding w/Shield Post Inner RH Stimulated Black Leather	25014A
10	Moulding w/Shield Post Inner RH Leather GT5	25014B
11	Moulding w/Shield Post Inner LH Stimulated Black Leather	25015A
11	Moulding w/Shield Post Inner LH Leather GT5	25015B
11A	Screw Moulding to Post Black	25016A
11B	Bezel Black	25017A
11C	Screw Door Panel to Door Black (3/4" Long)	25016A
11D	Screw Door Panel to Door Black (1-1/4" Long)	25016B
12	Cover with Hinge Fuse Box with Trim RH	25017A
12	Cover with Hinge Relay Panel with Trim LH	25017B
13	Screw Hinge to Inner Fender #8 x 1/2" Round Head	25053A
14	Screw Trim Cover Thumb Type	15038A
16	Bracket Trim Panel Hinge	25018A
17	Cover Assembly Firewall Before #2000	25019A
17	Cover Assembly Firewall from #2000 to #5284	25019B
17	Cover Assembly Firewall from #5284 to Body #51640	25019C
17	Cover Assembly Firewall after Body #51640 w/Seat belt Retractor	25019D
17	Cover Assembly Firewall (As above #D) Leather	25019E
17	Cover Assembly Firewall GT5 Leather	25019F
17A	Leather only for GT5 Cover	25019G
18	Trim Cover Park Brake Control Steel w/Trim	25020A
18	Trim Cover Park Brake Control Plastic 73-74 Console	25020B
18	Trim Cover GT5 w/Control on L Side Console	25020C
19	Seat Belt Assembly 71 RH & LH	25021A
19	Seat Belt Assembly RH w/out Rear Retractor	25021B
19	Seat Belt Assembly LH w/out Rear Retractor	25021C
19	Seat Belt Assembly RH w/Rear Retractor	25021D
19	Seat Belt Assembly LH w/Rear Retractor	25021E
19	Seat Belt Assembly GT5 Per Side	25021F
20	Cap Shoulder Harness Bolt (Round Type)	25022A
20A	Cap Shoulder Harness Bolt 74-85 Style	25022B
21	Bolt Shoulder Harness to Firewall	25023A
21A	Bolt Seat Belt to Side Plate	25024A



SECTION 25 ILLUSTRATION 37

SECTION 25
ILLUSTRATION 37



Original Detomaso Pantera Parts

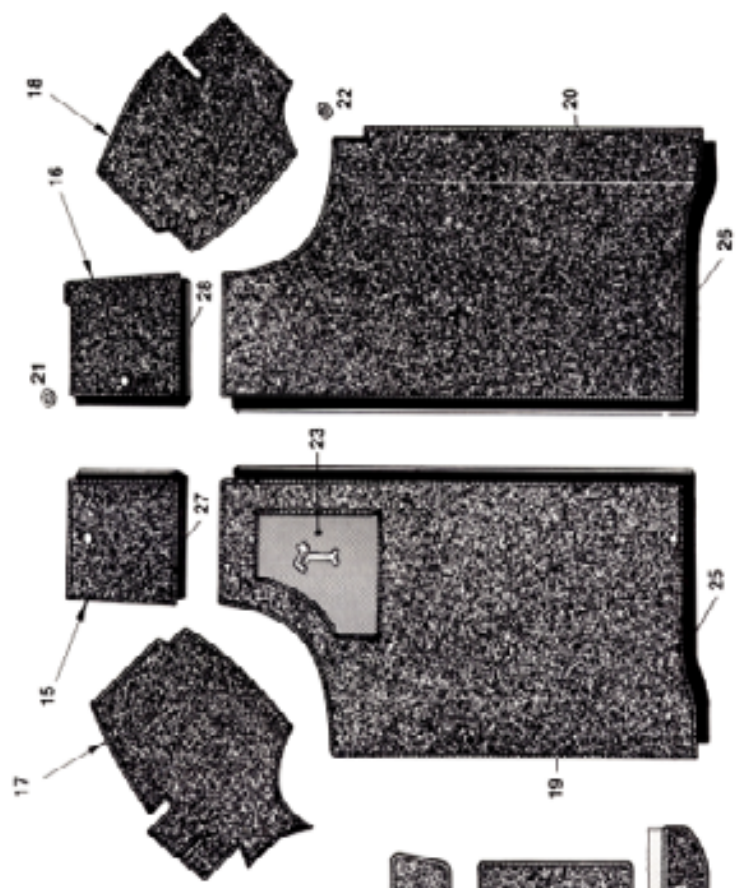
ILLUSTRATION #	DESCRIPTION	PART #
1	Minor Inside Rear View	25001A
1	Minor Inside Rear View (Banded on w/Sheet)	25001B
1	Minor Base Bonded Type Mirror	25001C
2	Visor RH with Brackets (White) Replaced by B	25002A
2	Visor RH with Brackets (Grey)	25002B
3	Visor LH with Brackets (White) Replaced by B	25003A
3	Visor LH with Brackets (Grey)	25003B
3A	Screw Visor to Roof (Chrome)	25004A
4	Box Headliner Front	25004A
5	Lamp Assembly Courtesy on Roof	25004A
5	Lamp Assembly Courtesy on Roof w/Switch	25006B
5A	Sub Courtesy Lamp on Roof	25007A
6	Box Headliner Rear	25008A
6A	Screw Headliner Bow to Roof Chrome (1-1/4" Long)	25009A
6B	Bezel Headliner Bow to Roof Chrome	25010A
6C	Screw Headliner Bow to Roof Chrome (3/8" Long)	25009B
7	Headliner Assembly	25011A
8	Box Headliner RH	25012A
9	Box Headliner LH	25013A
10	Moulding w/Shield Post Inner RH Simulated Black Leather	25014A
10	Moulding w/Shield Post Inner RH Leather GT5	25014B
11	Moulding w/Shield Post Inner LH Simulated Black Leather	25015A
11	Moulding w/Shield Post Inner LH Leather GT5	25015B
11A	Screw Moulding to Post Black	25016A
11B	Bezel Black	25017A
11C	Screw Door Panel to Door Black (3/4" Long)	25018A
11D	Screw Door Panel to Door Black (1-1/4" Long)	25026B
12	Cover with Hinge Fuse Box with Trim RH	25019A
12	Cover with Hinge Relay Panel with Trim LH	25027B
13	Screw Hinge to Inner Fender #8 x 1/2" Round Head	25032A
14	Screw Trim Cover Thumb Type	15039A
16	Backout Trim Panel Hinge	25076A
17	Center Assembly Firewall (Before #2000)	25076A
17	Cover Assembly Firewall from #2000 to #2084	25019B
17	Cover Assembly Firewall from #2084 to Body #1540	25019C
17	Cover Assembly Firewall after Body #51640 w/Seat belt Retractor	25019D
17	Cover Assembly Firewall (As above #D) Leather	25019E
17	Cover Assembly Firewall GT5 Leather	25019F
17A	Leather only for GT5 Cover	25019G
18	Trim Cover Park Brake Control Steel w/Trim	25020A
18	Trim Cover Park Brake Control Plastic 79-74 Console	25020B
18	Trim Cover GT5 w/Control on L Side Console	25020C
19	Seat Belt Assembly RH w/Rear Retractor	25021A
19	Seat Belt Assembly RH w/out Rear Retractor	25021B
19	Seat Belt Assembly LH w/Rear Retractor	25021C
19	Seat Belt Assembly LH w/out Rear Retractor	25021D
19	Seat Belt Assembly LH w/Rear Retractor	25021E
19	Seat Belt Assembly LH w/out Rear Retractor	25021F
19	Seat Belt Assembly GT5 Per Side	25021G
20	Cap Shoulder Harness Bolt (Round Type)	25022A
20A	Cap Shoulder Harness Bolt 74-85 Style	25022B
21	Seat Shoulder Harness to Firewall	25023A
21A	Seat Belt to Side Plate	25024A

21B	Nut Seat Belt to Side Plate	25025A
21C	Kit Seat Belt Bolt w/Covers	25026C
22	Bolt Seat Belt to Floor	25029B
23	Bolt Seat Belt Plate to Floor (Round Phillips)	25029A
24	Retainer Shoulder Harness Storage	25029A
25	Bot Shoulder Harness Retractor to Body	25029A
26	Cover Shoulder Harness Retractor	25029A
27	Plug Arm Rest Trim (Short) Rubber	25030A
27	Plug Arm Rest Trim (Long) Rubber	25029F
29	Plug Arm Rest Trim Flat Plastic	25029B
29	Plug Arm Rest Trim GT5 Flat with Leather	25029C
30	Plug Arm Rest Trim Angle Plastic	25029D
30	Plug Arm Rest Trim GT5 Angle with Leather	25029E
31	Plug Emergency Window Access	25030A
31	Plug Emergency Window Access GT5 w/Leather	25030B
32	Handle Door Inner/ RH Black	25031A
32	Handle Door Inner/ RH GT5 w/Leather	25031B
32	Handle Door Inner/ LH Black	25032A
32	Handle Door Inner/ LH GT5 w/Leather	25032B
33	Screw Door Handle Retaining	25033A
34	Anchor Arm Rest Screw to Door (Square Plastic)	25034A
35	Cup Door Panel to Door	25035A
36	Arm Rest RH w/Rubber Type Plugs	25036A
36	Arm Rest RH w/Elastic Type Plugs	25036B
36	Arm Rest LH GT5 with Leather	25036C
36	Arm Rest LH w/Rubber Type Plugs	25037A
36	Arm Rest LH w/Plastic Type Plugs	25037B
36	Arm Rest LH GT5 w/Leather	25037C
37	Screw Arm Rest to Door M5 x 1 x 40mm	25038A
38	Screw Arm Rest to Door (Sheet Metal) Type	25038B
39	Door Panel RH Before #1450	25039A
39	Door Panel RH from #1450	25039B
39	Door Panel RH w/Leather GT5	25039C
39	Door Panel LH Before #1450	25040A
39	Door Panel LH from #1450	25040B
39	Door Panel LH w/Leather GT5	25040C
39	Door Panel LH w/Leather w/Wood GT5	25040D
40	Headrest	25041A
40	Headrest Leather GT5	25041B
41	Knob Headrest Adjustment	25042A
41	Knob Headrest Adjustment from #9000	25042B
42	Seat Assembly RH (7) Non Perforated	25043A
42	Seat Assembly RH with Perforations	25043B
42	Seat Assembly RH Europe (Specify Country)	25043C
42	Seat Assembly LH (7) Non Perforated	25044A
42	Seat Assembly LH with Perforations	25044B

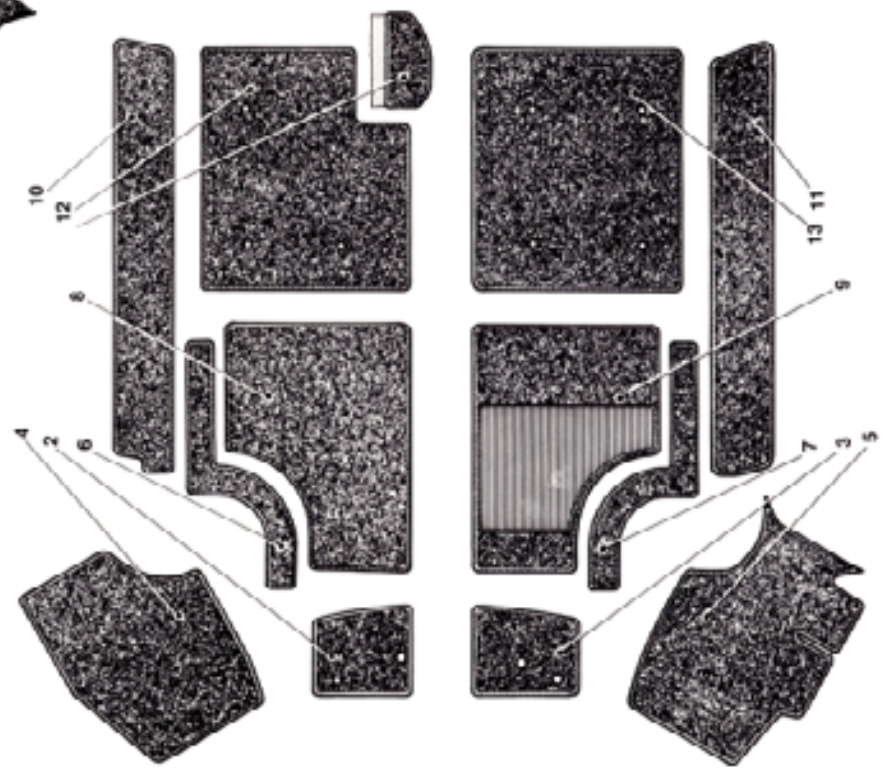


Original DeTomaso Pantera Parts

SECTION 25 ILLUSTRATION 38



2ND SERIES



1ST SERIES

Additional discounts to Pantera Platinum Customers
Number 002



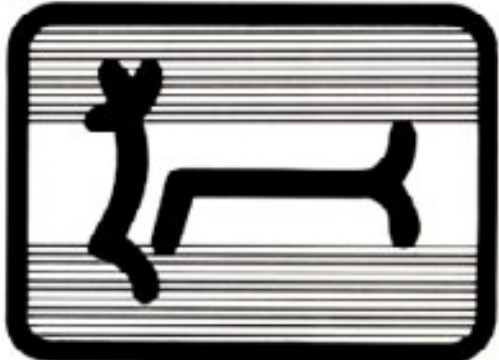
Owned and operated by DeTomaso enthusiasts
PI Motorsports, Inc./103

Original DeTomaso Pantera Parts

SECTION 25 ILLUSTRATION 38

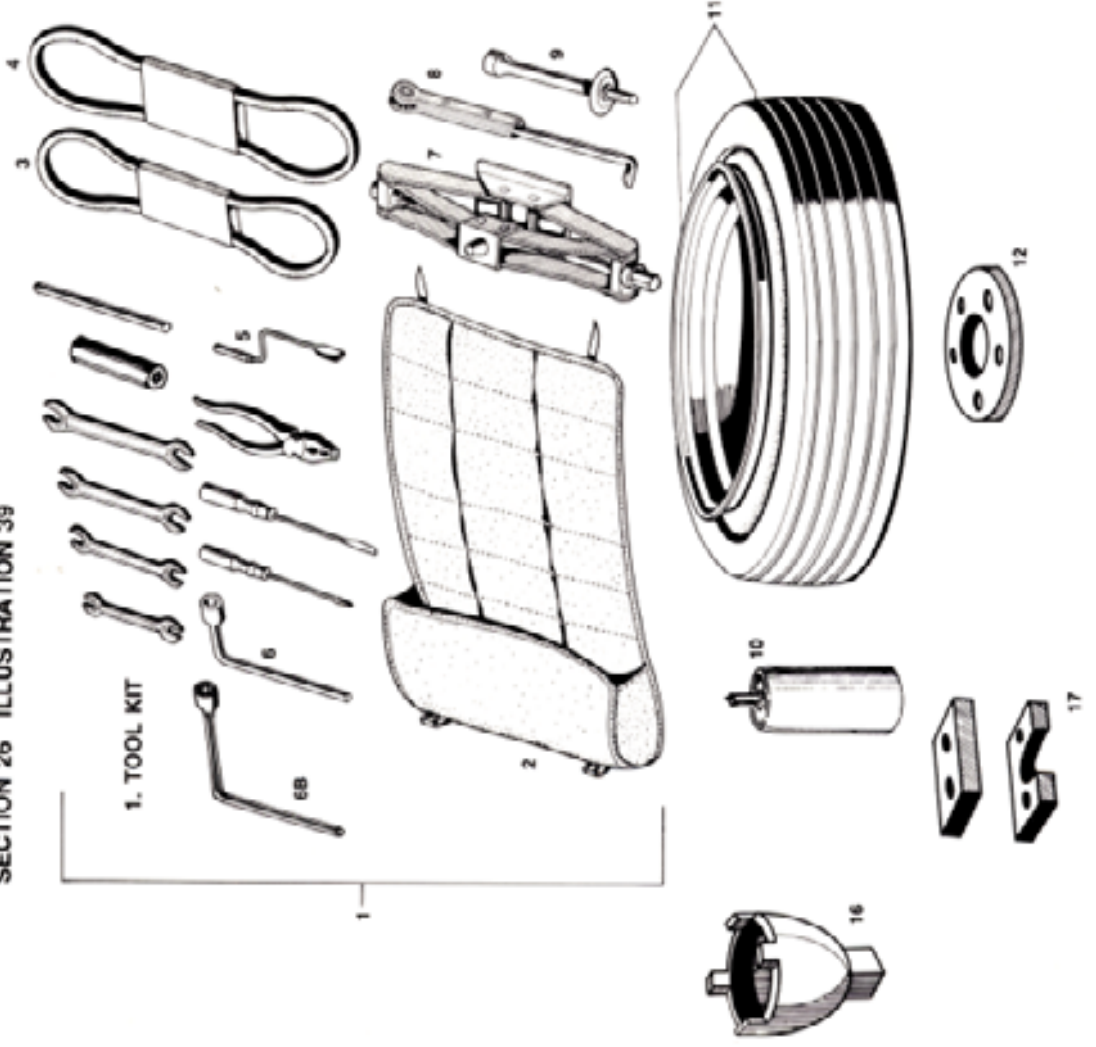
ILLUSTRATION #	DESCRIPTION	PART #
2	Carpet RH on Firewall 1st Series	25107A
3	Carpet LF on Firewall 1st Series	25107A
4	Carpet RH Wheel Well 1st Series	25102A
5	Carpet LH Wheel Well 1st Series	25102A
6	Carpet RH Front 1st Series	25102A
7	Carpet LH Front 1st Series	25102A
8	Carpet RH Floor 1st Series	25103A
9	Carpet LH Floor 1st Series	25103A
10	Carpet RH Inner Rocker 1st Series	25105A
11	Carpet LH Inner Rocker 1st Series	25105A
12	Carpet RH Rear 1st Series	25111A
13	Carpet LH Rear 1st Series	25112A
14	Carpet Emergency Brake 1st Series	25103A
15	Carpet LH Firewall 2nd Series	25114A
16	Carpet RH Firewall 2nd Series	25114B
17	Carpet LH Firewall 2nd Series	25115A
18	Carpet RH Firewall 2nd Series	25115B
19	Carpet LH Fender Well 2nd Series	25116A
20	Carpet LH Fender Well 2nd Series	25116B
21	Carpet RH Fender Well 2nd Series	25117A
22	Carpet RH Fender Well 2nd Series	25117B
23	Carpet LH Floor w/Pad 2nd Series	25118A
24	Carpet LH Floor w/Pad 2nd Series	25118B
25	Carpet RH Floor 2nd Series	25119A
26	Carpet RH Floor 2nd Series	25119B
27	Plug Firewall RH & LH A-Arm Nut Access	25120A
28	Plug Floor Lower R & L	25121A
29	Pad Left Floor Heel w/Raisec DeTomaso "T" Black	25122A
30	Pad Left Floor Heel w/Raisec DeTomaso "T" Brown	25122B
31	Carpet Set Complete GTS from #9000 Specify Color	25123A
32	Insulation LH Floor Carpet 2nd Series	25124A
33	Insulation RH Floor Carpet 2nd Series	25124A
34	Insulation LH Firewall Carpet 2nd Series	25125A
35	Insulation RH Firewall Carpet 2nd Series	25125A

NOTE:
 When Ordering Carpet Specify Serial Number of Chassis
 Color Codes Factory Colors For Carpet GTS From #9000
 A Black
 B Blue
 C Brown
 D Red





Original DeTomaso Pantera Parts
SECTION 26 ILLUSTRATION 39



Additional discounts to Pantera Platinum Customers
 Number 002



Owned and operated by DeTomaso enthusiasts
 PI Motorsports, Inc./105

SECTION 26 ILLUSTRATION 39



ILLUSTRATION #	DESCRIPTION	PART #
1	Tool Kit with Belts	260074
1	Tool Kit without Belts	260078
2	Tool Bag	260034
3	Belt Air Conditioner	041230
4	Belt Alternator & Water Pump	041234
5	Handle Emergency Window Crank	260234
6	Lug Wrench with Extension Handle	260034
6B	Lug Wrench for GT5 1/2" and 3/4" wheels	260068
7	Jack Assembly	260054
8	Handle Jack (Ratchet Type)	260054
9	Extension Jack Handle	260054
10	Comstar Space Tire Inflator	260004
11	Tire & Wheel Assembly Space Saver Spare w/7" Wheel Replaced by Blow	260084
11	Tire & Wheel Assembly Space Saver Spare w/12" Wheel	260068
12	Spacer for Lobe with GT5 - GT5-S Suspension	260084
13	Owens Manual Blue Cover 1971	260104
14	Owens Manual Red Cover 1971b	260168
14	Owens Manual Red Cover From #9000	260194
15	Socket Axle Nut Rear	260114
17	Press Belt Joint Removal	260124





Original DeTomaso Pantera Parts

SECTION 27 ILLUSTRATION 40



Additional discounts to Pantera Platinum Customers
Number 002



Owned and operated by DeTomaso enthusiasts
PI Motorsports, Inc./107

SECTION 27 ILLUSTRATION 40

Original DeTomaso Pantera Parts

ILLUSTRATION #	DESCRIPTION	PART #
1	Key Chain (Gold)	27001A
2	Lapel Clip	27002A
3	Discal 2" x 2-3/4"	27003A
4	Discal 3-3/8" x 4-1/2"	27003B
5	Platz DeTomaso Loop w/Black Border 1.34" x 2"	27004A
6	Platz DeTomaso Loop w/Yellow Border 2-3/4" x 3-1/4"	27004B
7	Model Car 3-3/4" Long (Red) Assembled	27005A
7	Model Car 3-3/4" Long (Blue) Assembled	27005B
7	Model Car 3-3/4" Long (Green) Assembled	27005C
7	Model Car 3-3/4" Long (Yellow) Assembled	27005D
8	Model Car #1 1/24th Scale w/Electric Motor & Light (Green) 7" Long	27006A
9	Model Car Electric w/Rivets Control Cable Overall Length 24-1/2" (Red & White) Assembled	27007A
10	Leather Samples GT1-GT15S Interior	27008A
11	Paint Samples Pantera	27009A
12	Umbrella (White) w/Wood Handle	27010A
12	Umbrella (Blue & White) w/Wood Handle	27010B
13	Post Cards Set of Six Different	27011A
14	Pantera Factory Sales Brochure	27012A
15	Long Champ Factory Sales Brochure	27012B
16	Desavilla Factory Sales Brochure	27012C
17	Owners Manual Blue Cover 1971	26013A
18	Owners Manual Red Cover 1975-Up	25013B
19A	Owners Manual GT5 from #1006	29013C
19	Sego DeTomaso 20" x 28" Plastic	27013A
20	Sego 29" x 41" Plastic Lighted	27013B
21	Poster as Pictured or Currently Available	27014A
22	Parts Catalogue 71-45	27015A



Original DeTomaso Pantera Parts

SECTION 28 ILLUSTRATION 41



Additional discounts to Pantera Platinum Customers
Number 002




Owned and operated by DeTomaso enthusiasts
PI Motorsports, Inc./109

SECTION 28 ILLUSTRATION 41

ILLUSTRATION #	DESCRIPTION	PART #
1	DeTomaso Script 4-1/2" x 3-1/4"	13033A
2	DeTomaso Script 6" x 1-1/4"	22014A
3	Pantera Script 4" x 3-1/4"	13033A
4	Pantera Script 5-3/8" x 1-3/8"	22015A
5	Pantera Script with Connecting Letters P & A (to Replaces Pantera Script on Rear of Car to Match DeTomaso Script) 6" x 1-3/8"	22015A
6	Emblem Power by Ford	22015B
7	DeTomaso V8 Emblem	18163A
8	DeTomaso V8 Emblem	18163B
9	DeTomaso Logo 2-1/2" x 3-1/2" Front Grille	23005A
10	DeTomaso Logo 3" x 4-1/8" Front Grille	23005B
11	DeTomaso Emblem Front Grille 1-3/8" x 2-1/4"	23006A
12	DeTomaso Emblem Front Grille 2" x 1-3/8"	23006B
13	Ghia Emblem	22011A
14	GTS-GTS Emblem 1-1/4" x 3-3/8"	22011A
15	Plaque DeTomaso 2-3/8" x 1-1/2"	26160A
16	Emblem Steering Wheel (Black)	23822B
17	Emblem Steering Wheel (Blue/White w/Gold Trim)	23822A
18	Wheel Center Emblem (Blue & White)	01626A
19	Wheel Center Emblem GTS-GTS	01626B
20	Wheel Center Emblem (Black) Passic w/raised DeTomaso Logo	21026C
21	Cap Valve Stern	01625A
22	Wheel 17" GTS	21027H
23	Wheel 17" GTS-GTS-S	21027C
24	Wheel 18" GTS-GTS-S	01627F
25	Wheel Disc Campaign Gold Script	21028B
26	Wheel Disc Campaign Black Printed	21028A
27	Stripes 4th Seat See Section 22-434-40	
27	Tire Front 205-55x15	28001A
27	Tire Front 265-55x15	28001B
27	Tire Front 265-45x15	28001C
27	Tire Front 265-45x15 Rally	28001D
27	Tire Front 345-35x15	28001E
27	Tire Front 345-35x15 Rally	28001F
27	Tire Good Year Arma C60-18	28001G
27	Tire Good Year Arma H60-18	28001H
28	Identification Plate (Over Bumper)	28002A

 Original DeTomaso Pantera Parts





Additional discounts to Pantera Platinum Customers
Number 002




Owned and operated by DeTomaso enthusiasts
PI Motorsports, Inc./111



Original DeTomaso Pantera Parts

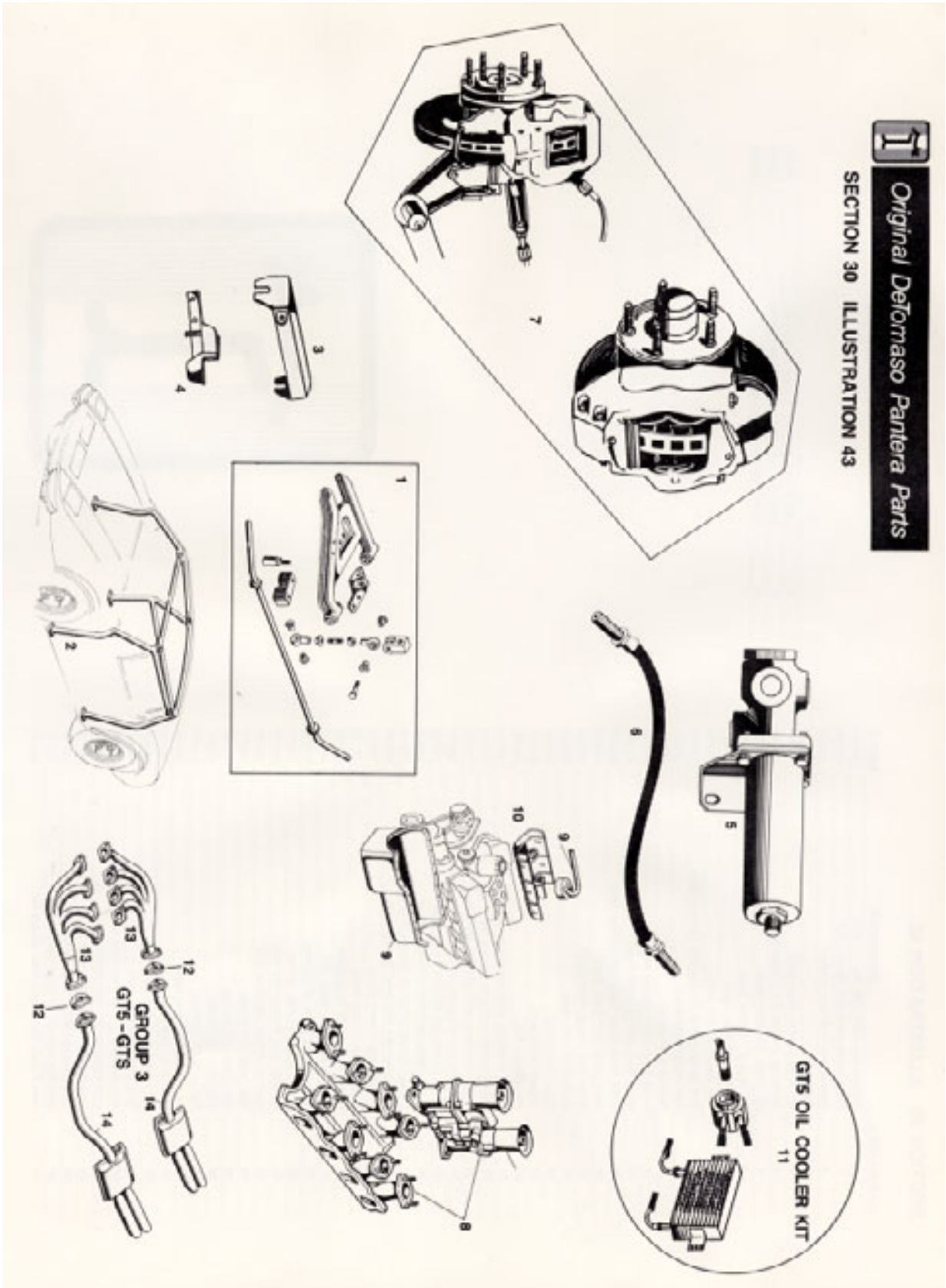
SECTION 29 ILLUSTRATION 42

ILLUSTRATION #	DESCRIPTION	PART #
1	Speedometer MPH 1200 Rev = 1 MILE	13025A
1	Speedometer MPH 1810 Rev = 1 MILE	13025B
2	Speedometer Kilometer - MPH	13065C
3	Tachometer	13003A
4	Oil Gauge Chrome Bezel Black	14003A
5	Oil Gauge Oil Oil GT's Chrome Bezel	14006B
7	Oil Gauge Oil Black Bezel	14006C
8	Oil Temp. 1" Chrome Bezel	14009F
8	Oil Temp. 1" Black Bezel	14009D
9	Fuel Gauge Chrome Bezel	14000A
10	Fuel Gauge Fuel & Benzina GT's Chrome Bezel	14007B
11	Fuel Gauge Black Bezel	14003C
12	Borena Black Bezel	14007D
13	Water Temp. 230° Chrome Bezel	14006A
14	Water Temp. 260° Chrome Bezel	14008B
15	Water Temp. Water Access GT's Chrome Bezel	14008C
16	Water Temp. 230° Black Bezel	14008C
17	Water Temp. Access Black Bezel	14008E
18	Ammeter Chrome Bezel	14006A
19	Amps Black Bezel	14008E
20	Amps Black Bezel	14006C
20A	Clock Digital GT's	14009E
21	Switch Headlamp w/Symbol Chrome Bezel	14010A
22	Switch Headlamp Lights Chrome Bezel	14010B
23	Switch Headlamp w/Symbol GT's Black Bezel	14010C
24	Switch Heater w/Symbol Chrome Bezel	14020A
25	Switch Heater (Fan OFF) Chrome Bezel	14020A
26	Switch Heater w/Symbol GT's Black Bezel	14020B
27	Switch Courtesy w/Symbol Chrome Bezel	14020A
28	Switch Courtesy (Courtesy) Chrome Bezel	14014B
29	Switch Wiper Chrome Bezel	13077C
29A	Switch Wiper Chrome Bezel	13077B
30	Switch Washer GT's Black Bezel	13078B
31	Switch Washer Rear Glass GT's	14020C
32	Switch Driving Lights GT's (Green)	13059A
33	Switch Rear Fog Lamp (Yellow)	13025A
34	Reflector Rear Bumper GT's R&L	20012A
35	Back Up & Rear Fog Lamp GT's	14020A
36	Spot Lamp GT's (White)	13007A
36	Spot Lamp GT's (Amber)	14007B
36	Fog Lamp GT's (White)	14007C
36	Fog Lamp GT's (Amber)	14007D
37	Lens RH 2 Color Park Light	14010A
37	Lens LH 2 Color Park Light	14010B
38	Body RH 2 Color Park Light	14010C
38	Body LH 2 Color Park Light	14010D
20A	Wing Assembly 2 Color Park Light to Main Loom	14010E
39	Lens European Tail Light (Amber) RH	14010B
39	Lens European Tail Light (Amber) LH	14010C
40	Lens European GT's 2 Color Vertical LH	14010C
40	Lens European GT's 2 Color Vertical LH	14010C
40	Lens & Body European 3 Color Vertical RH	14003A





1 Original DeTomaso Pantera Parts
SECTION 30 ILLUSTRATION 43



Additional discounts to Pantera Platinum Customers
Number 002




Owned and operated by DeTomaso enthusiasts
PI Motorsports, Inc./113

SECTION 30 ILLUSTRATION 43

Original DeTomaso Pantera Parts

ILLUSTRATION #	DESCRIPTION	PART #
1	Steer Bar Kit Adjustable Front & Rear Complete	30030A
2	Rod Bar Assembly	30030A
3	Crossmember Engine Support (Lower Removable)	1922AA
4	Bracket Emergency Brake Lever (Removable)	19270A
5	Valve Assembly Brake Pressure Control Adjustable	01310C
6	Hose Front & Rear Brakes Brakes Steel	01300B
7	Brake Kit GTS Short Studs w/o A-Arms	30033A
7	Brake Kit GTS Long Studs w/o A-Arms	30033B
7	Brake Kit GTS Long Studs w/ A-Arms	30033C
8	Kit Weber Carburetors & Manifold with Linkage	30033D
9	Oil Pan 10cc. with Pickup Tube	08405A
10	Wingage Thy. Engine Crankshaft	08406A
11	Kit Oil Cooler GTS Complete	08412A
12	Catalase Muffler to Muffler GTS Exhaust	10075C
13	Manifold RH GTS Exhaust	10055A
13	Manifold LH GTS Exhaust	10055B
14	Muffler RH GTS Exhaust	10056A
14	Muffler RH Group 3 (w/o Baffles)	10056B
14	Muffler LH GTS Exhaust	10103A
14	Muffler LH Group 3 (w/o Baffles)	10103B
15	Air From Kit	30054A





Are You Looking to Buy or Sell A Pantera?

Put PI Motorsports, Inc.'s experience to work for you. We are the Pantera sales leaders.

Q: Why sell your car through PI Motorsports, Inc.?

A: We have a proven track record. We consistently sell the most cars at the best prices. Our website reaches thousands of interested DeTomaso enthusiasts per month and our showroom near Disneyland, California is always busy. We can make repairs to your car if needed, touch up the paint or perform other work as directed by you. We can arrange for credit and shipment to our facility. We have established a good name as being the biggest and the best place to find Panteras. Selling a Pantera is not an easy proposition. If you sell your car yourself, you can expect lots of "tire kickers" and dead ends. We can spare you a lot of time and expense with our services. Most probably, you will end up with more money even after our commission is taken then you would by selling your car yourself. You can trust us to get the job done. We will do our best to find a buyer for your special car. Please give us a call to find out more.



Q: Why buy your Pantera from PI Motorsports, Inc.?

A: A no brainer! Nobody beats our selection and best prices on cars and parts. There is never any pressure to purchase by us. We want our customers to be satisfied with their cars and to enjoy the Pantera hobby, just like we do. If you need financing, we can assist you in finding the loan you require. We invite customers to have their own independent mechanics carefully check out any car prior to purchase. If we don't have the car you are looking for, we can find it. In the Pantera world, PI Motorsports, Inc. is known as the sales leader. Let us prove to you why you can trust us to find your dream car. Friendly advice is just a telephone call away.



1040 North Batavia, Suite G
Orange, California 92867
Telephone: 714-744-1398
Fax: 714-744-1397
email: pantera@pim.net
www.pim.net

Always a great selection of Panteras to choose from. We have or can locate stock, modified, GTS, GT5, GT5S and race cars. We also can assist with the sale or purchase of any DeTomaso automobile such as the Longchamp, Deauville, Mangusta and Vallengunga.






ZF-SYNCHROMA GEARBOX 5 DS-25

and

ZF-Synchroma-Gearbox 5 DS-25/2

with Axle Drive



Assembly, Maintenance and Operating Instructions

PI Motorsports, Inc. is pleased to be able to offer our customers the full line of ZF parts for the Pantera. We can provide you with everything from a brand new, RBT-6 speed transmission or ZF Dash-2 to the smallest part in the assembly. If your transmission needs rebuilding or special modifications such as polishing the cases, PI Motorsports, Inc. can handle the entire spectrum of services you require. Please give us a call to discuss your plans for your ZF.

www.pim.net Phone:(714) 744-1398
116/PI Motorsports, Inc.



Friendly advice is just a phone call away
Catalogo Parti Di Ricambio - Parts Catalog



I. Technical Data

RATIOS							
1st Gear	2nd Gear	3rd Gear	4th Gear	5th Gear	R. Gear	crown wheel + Pinion	Speeds
2,23	1,47	1,04	0,846	0,705	2,86	4,22	2,0
2,58	1,52	1,04	0,846	0,74	2,86	3,77	1,83
2,58	1,72	1,09	0,96	0,705	2,86	5,25	

- Installation:** Flanged on engine
- Selection:** All forward gears fully synchronised. Reverse gear with sliding gear
- Gear Shift Operation:** Mechanical. Connection of remote gearchange on gearbox side.
- Weight:** Approx. 64 kg.
- Oil Capacity:** A. For passenger car and sports car: approx. 3,5 liter
B. For Fendt roller: gearbox approx. 4,5 liter, additional oil container approx. 1,5 liter. Total capacity approx. 6 liter.
- Type of Oil:** Mild gear oil of viscosity class SAE 80 (see paragraph IV - types of oil).
- Oil Change Times:** A. For passenger cars and racing cars
1 change after 4 000 — 5 000 km
further changes after 16 000 — 20 000 km
- B. For Fendt roller
Before the beginning of the season and at the end of the season (see paragraph IV - Oil Change).

II. Description

Fitting and Selection

The ZF-Synchroma-Gearbox 5 DS 25/2 has 5 fully synchronised forward gears and one reverse gear assembly with sliding gear. It is assembled such that the main gear box and the axle drive are accommodated in one housing. The axle drive consists of a spiral toothed crown wheel and pinion and is equipped with a ZF limited spin differential (Lok-o-Matic). The front part of the gearbox is constructed as bell housing and accommodates the clutch release mechanism with the external control lever. Thus the gearbox can be flanged directly to the engine and forms with this a complete unit. The shift connection is built for a remote gear change and is placed on the side of the gearbox.

The input shaft of the 5 DS-25/2 runs over the axle drive into the main gearbox. The output shaft lying below is at the same time the input pinion for the spiral toothed crown wheel and pinion and transmits the torque to the differential (see Fig.). From the two output flanges the power is transmitted directly to the driving gears of the vehicle by means of cardan shafts or via chain wheels. The mating gears of the forward speeds are constantly in mesh. Whilst a wheel of each gear is fastened firmly on the shaft, the needle bearing counter wheel can turn freely. During gearchange, the speed of the members to be coupled are synchronised by ZF-B Synchronisers. The respective gear wheel is coupled with the shaft by means of the toothed sliding sleeve and thus the power flow is guided over the corresponding gears. The sliding sleeves are protected against jumping out of gear. Built in shift locks ensure that only one gear can be engaged at a time. In reverse gear, the direction of the output speed is altered by intermediate selection of the so-called reverse gear wheel.


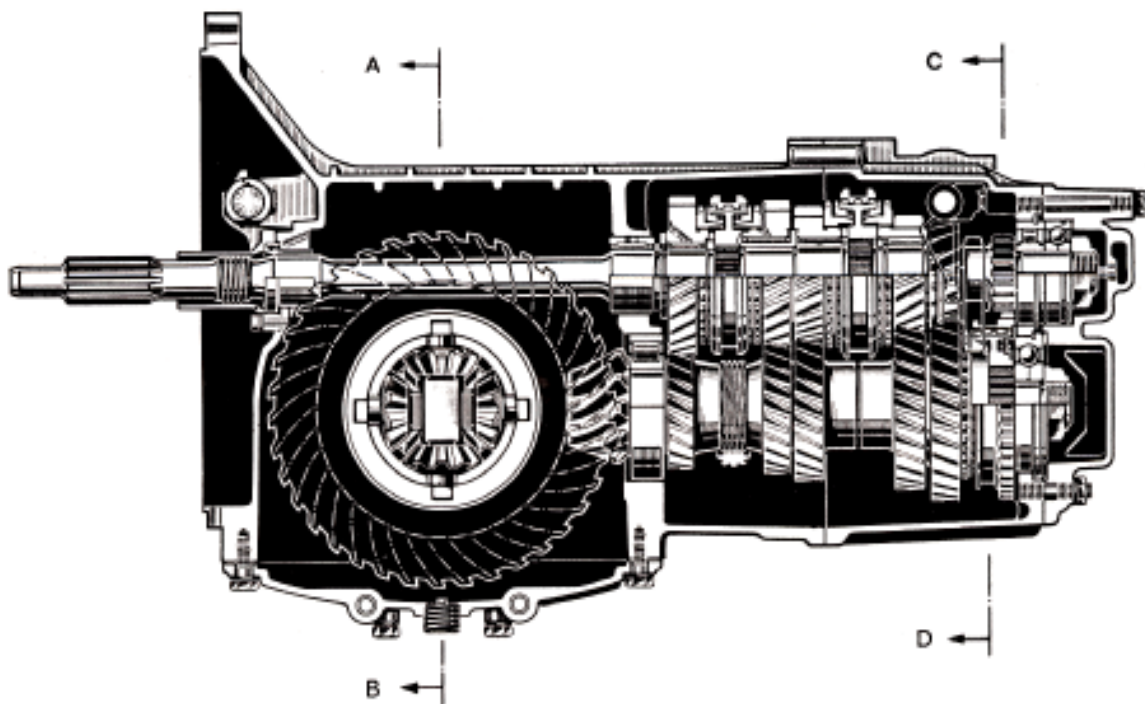
Self Locking Differential

The ZF limited spin differential (Lok-o-Matic) consists of a bevel gear differential with 2 disc brakes placed between the side gears and the differential body. As against a normal differential, it prevents spinning of one wheel on starting up or travelling when one side is on a road with poor adhesion. Moreover, it will reduce the tendency of a bouncing wheel to spin and thus lessen the danger of skidding.






ZF-Synchroma-Gearbox 5 DS-25/2 with axle drive



Section A-B



Section C-D



Description of the ZF-B-Synchroniser

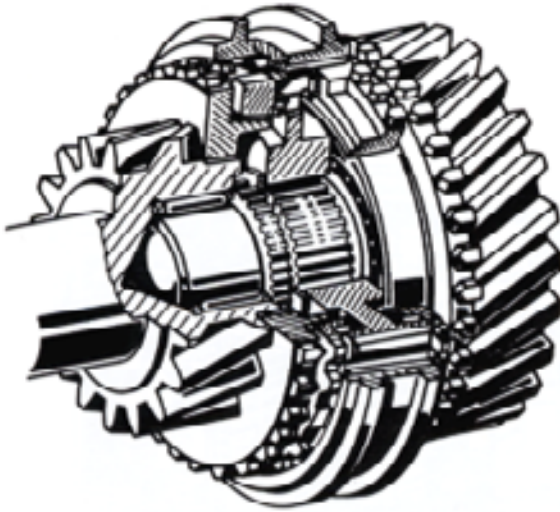


Fig. 1

- A) Synchrobody
- B) Mainshaft
- C) Synchro Springs
- D) Pressure Piece
- E) Needle Bearing
- F) Synchro Ring
- G) Gear Wheel
- H) Sliding Sleeve
- J) Clutch Body

Description

The following components are assembled between 2nd and 3rd gears and between 4th and 5th gears and on 1st gear.

1. The Synchrobody (A)
Axially and radially immovable in relation to the mainshaft (B) on which it is located.
2. Synchro Springs (C)
A synchro spring (spring ring) is attached to each side of the synchrobody. They press the pressure pieces (D) lightly on the sliding sleeve (H).
3. Pressure Pieces (D)
They are axially displaced on selection of the sliding sleeve (H) and thus press the synchro rings onto the cone of the clutch body (J).
4. Synchro Rings (F)
These are placed loosely between gear wheel (G) and synchrobody (A).

These components permit establishing of uniform angular speeds between the gear wheel to be coupled and the shaft before the sliding sleeve (H) and its internal teeth enter the clutch teeth of the pertinent gear wheel.

Operation of Synchroniser Assembly

1. Idling (Figs. 1 and 2)

Sliding sleeve (H) is in the centre position. It is held in this position by a shift fork which is located by the selector of the detent bolt. The gear wheels (G) can rotate freely on the mainshaft.

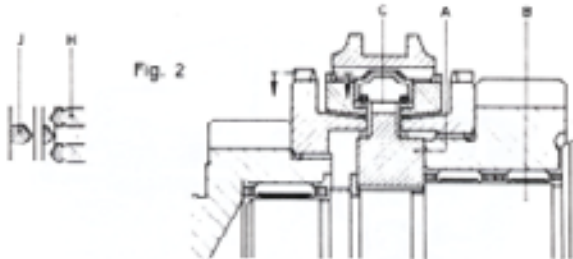


Fig. 2

2. Shifting Operation (Figs. 3 and 4)

The sliding sleeve (H) is pushed forward axially in one direction (in the example shown to the left). The pressure pieces (D) are taken along by the sliding sleeve, as the pressure pieces are pushed by the preloaded synchroniser springs (C) with their trapezium shaped tops into the somewhat wider annular groove of the sliding sleeve. The 2 synchro rings (F) lie to the left and right of the pressure pieces. When the sliding sleeve moves to the left after passing through the free travel between the sliding sleeve and the pressure piece, the left synchro ring will be moved to the left side in the same way by the pressure piece. After approx 0.5 mm the synchro ring with its conical surface is adjacent to the similar conical surface of the clutch body (J). This will rotate the synchro ring by approx 2 mm in relation to the sliding sleeve and the synchrobody (A) until the synchro ring and its lugs are resting in the slots of the synchrobody. The position of the synchro ring in relation to the sliding sleeve is therefore such that the teeth on the outer diameter of the ring are offset in relation to the toothgaps of the sliding sleeve (Fig. 3). When the sleeve is pushed on further, its teeth will rest against those of the synchro ring and submit an axial force against the ring. The flat adjoining angle on the sliding surface of the clutch body (J) and the blocking ring will establish forces in radial direction which are stronger than the forces which are transmitted to the sliding sleeve in axial direction.

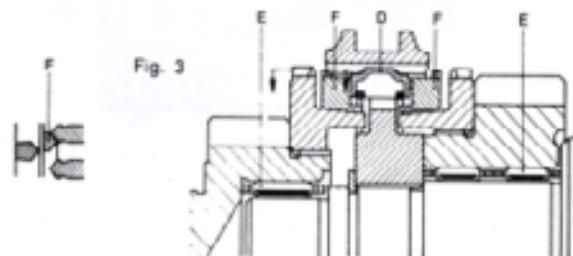
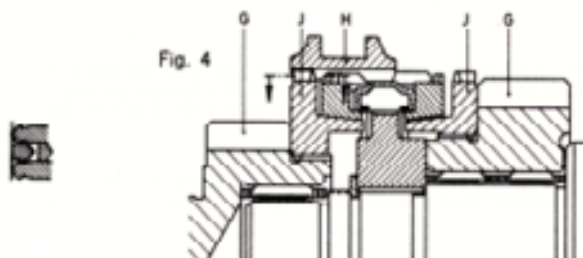


Fig. 3





This will continually reduce the difference in speed between the gear to be engaged and the mainshaft (as well as the sliding sleeve). Only when the 2 speeds are synchronised will the synchro ring and the gear wheel turn back slightly (approx 1-2 mm) until the teeth of the sliding sleeve are in line with the tooth gaps of the synchro ring. At this moment, the resistance which has prevented any further movement of the sliding sleeve during the shifting operation will be overcome and the sleeve is now pushed into the coupling teeth of the appropriate gear wheel (Fig. 4). This is the end of the shifting cycle.

III. Handling Operation

Economic driving of a vehicle requires the engine to run constantly in the most favourable speed range. On most engines, this speed range is restricted but a 5-speed transmission permits easy adaptation of the engine to the varying driving conditions.

Since all forward gears on the 5 DS-25/2 are fully synchronised, a fast reliable and noiseless gear change can be effected without double de-clutching on shifting up and without revving up when shifting down. On shifting, the selector lever of the synchronised forward gears should be pressed in evenly and smoothly. Due to the construction of the synchronisation, only when the synchro process is at an end does the selector lever move into the final selected position. To protect synchronising components in the transmission, in the main clutch and the engine, shifting down should be effected only when the driving speed corresponds to the max. speed of the next lowest gear.

Reverse gear may be engaged only when the vehicle is stationary as otherwise the dog teeth may be damaged.

The clutch pedal should always be depressed when selecting both forward and reverse speeds. Perfect adjustment of the main clutch contributes considerably to the prevention of shifting trouble. The clutch should engage and disengage completely. The specified pedal play should therefore be checked regularly.

IV. Maintenance and Lubrication

Oil Type

Before putting a gearbox into service, the oil container should be filled with oil. Only mild EP gearbox oils of viscosity class SAE 80 should be used.

Mild gear oil types are those EP oil grades which in the presence of condensation do not cause corrosion on steel and non-ferrous metal parts and hardening of gaskets and seals. The oils must meet our „Lubrication Requirements for ZF-Transmission Nr. 13-118“

Under these conditions, EP gear oils SAE 80 corresponding to specification MIL-L 2105 (A) can be used. In case of doubt, check with the oil supplier or ask our after sales service for the ZF-Lubrication List for ZF Synchro Gearboxes.

Method of Lubrication

1. A. Type for Passenger Car and Sports Car

Lubrication of the gears and bearings in the gearbox is effected by splash lubrication. During oil filling, the oil filler hole, which also serves as an oil overflow, must be filled to overflowing. The amount of oil necessary can be seen on the type plate, on the first filling this amounts to 3.5 litres. The oil filler is to the left on the gearbox when looking in the direction of travel.





2. B. Type for Fendt Roller

The extreme application conditions of the vehicle (travelling up and down steep hills) requires an oil supply to the gearbox which above all guarantees on a downhill run sufficient lubrication of the rear gears and bearings. For this reason, the gearbox is connected to an additional oil container (capacity approx 1,5 litre). Moreover it is connected by 2 hose lines with an expansion container which serves to breathe the gearbox and additional container.

During downhill travel, the normal oil level in the gearbox (approx 4,5 litres) increases though the oil flowing from the additional container and this guarantees the required lubrication. On travelling on a level or climbing, the additional oil flows back into the oil container.

To fill the gearbox and the additional container, the required oil quantity of approx 5 litres must be poured into the expansion container housed in the engine compartment. The oil flows out of this into the gearbox and the additional container. Oil should be poured in until, with the gearbox in a horizontal position, the opened standpipe connected to the left side of the gearbox overflows.

Oil Level Control

1. A. Type for Passenger Car and Sports Car

The oil level in the transmission should be checked regularly at the overflow bore. Too low an oil level is dangerous especially on mountainous journeys. Too much oil is also harmful and leads to overheating of the gearbox through too much splashing.

Checking of the oil level should only be undertaken when the vehicle is in a horizontal position and some time should be allowed to elapse until the oil has settled and cooled somewhat, so that errors in measurement, which can occur through expansion of the warm oil, can be avoided.

If the oil level is found to be too low, then the container should be filled to overflowing again.

2. Type for Fendt Roller

The oil level in the transmission should be checked regularly. To carry out the check, the plug on the standpipe should be unscrewed. The level of the oil should never fall lower than 10 mm below the edge of the standpipe, as too low an oil level could be dangerous especially on mountainous journeys.

Checking the oil level should not be undertaken immediately after a journey but when the oil has settled and cooled somewhat. If the oil level is found to be too low, then the tank should be filled to overflowing again. Too much oil is also harmful and leads to overheating of the gearbox due to too much splashing.

In order to avoid errors in measurement, checking should only be carried out when the vehicle is in a horizontal position.

Oil Change Times

1. A. For Passenger Car and Sports Car

Oil changes should be made at the following times on new or repaired gearbox.

1st change after	4 000 — 5 000 km
further changes after every	16 000 — 20 000 km

If the vehicle is out of service for a longer period of time (over 6 months) then the oil should be changed when it is brought into service again.

2. B. For Fendt Roller

In order to avoid damage due to corrosion, the oil in the transmission and additional container must be drained off at end of a season (i. e. when the vehicle is taken out of service during the summer months) and replaced by protective oil (e. g. Shell-Ensis Engine Oil 30).

Before the beginning of the season, (i. e. on reintroduction of vehicle into service), the protective oil must be replaced again by a mild gear oil of viscosity class SAE 80 (see Section on Types of Oil).

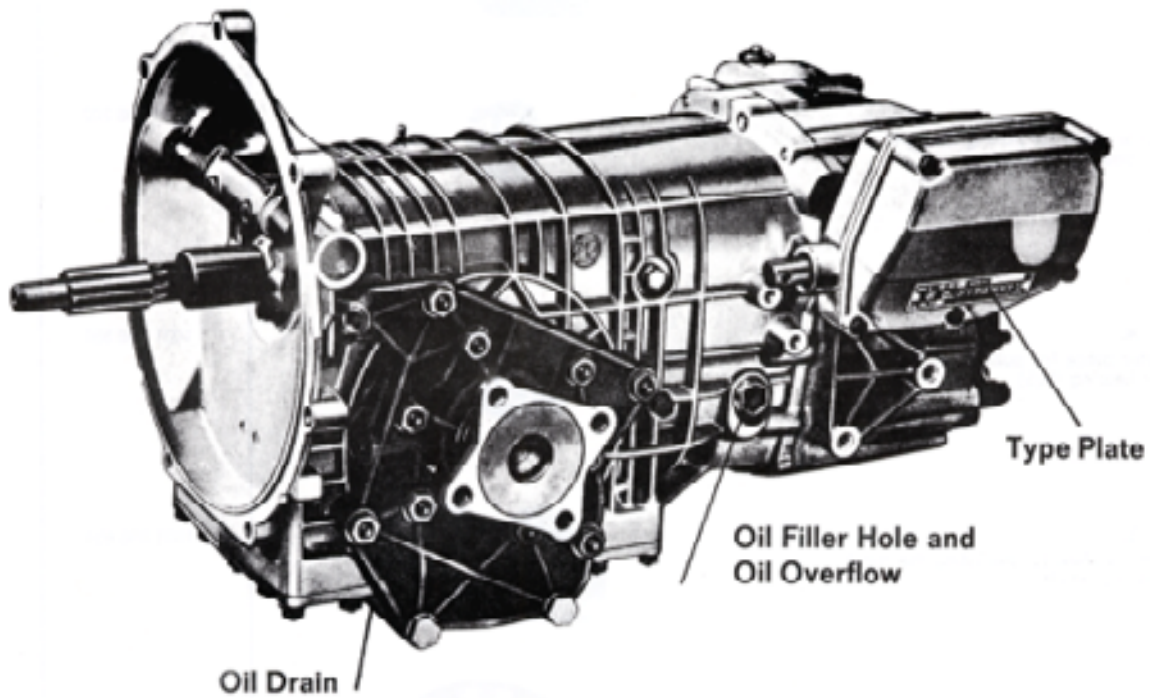




Oil Drain

Before draining the old oil, the vehicle should run for a short while so that any condensed water present can be mixed in the oil. The oil should be drained from a warm gearbox.

The oil drain plug is situated on the underside of the axle drive. Before screwing in the plug again, the magnet should be cleaned of adhering abrasives.





XI. Key to illustrations and exploded views

Gear housing

101 gear housing
 102 gasket, cover
 103 cover
 104 ring
 105 oil dipstick, complete
 106 screw, hex.-head
 107 lock washer
 108 pivot screw
 109 lock screw
 110 ring, seal-ring
 111 pressure spring
 112 locking bolt
 113 gudgeon
 114 gudgeon
 115 gudgeon
 116 cylindrical pin
 117 socket head cap screw
 118 lock washer
 119 oil cup
 120 gudgeon
 121 seal ring
 122 magnetic drain plug
 123 housing cover,
 124 gudgeon
 125 gasket, cover
 126 cover
 127 lock washer
 127.1 nut, hex.
 128 lock washer
 129 socket head cap screw
 130 socket head cap screw
 131 socket head cap screw
 132 gasket, cover
 133 gudgeon
 134 gudgeon
 135 gudgeon
 136 oil supply
 137 gudgeon
 138 cover
 139 nut, hex.

drive shaft

201 drive shaft
 202 cylindrical pin
 203 cylindrical pin
 204
 205 cage, needle
 206 gear, 2 nd speed
 207 washer
 208 synchronizing ring
 209 synchronizer
 210 ball
 211 pressure spring
 212 slide piece
 213 shifting sleeve
 214 split ring
 215 washer
 216 cage, needle

217 gear, 3 rd speed
 218 washer, split
 219 ring
 220 cage, needle
 221 gear, 4 th speed
 222 split ring
 223 synchronizing ring
 224 synchronizer
 225 shifting sleeve
 226 washer
 227 cage, needle
 228 gear, 5 th speed
 229 washer
 230 securing ring
 231 needle bearing
 232 needle ball
 233 sealing ring
 234 guide flange
 235 lock washer
 236 socket head cap screw
 237 ball bearing
 238 snap ring
 239 washer fitted
 240 nut

Output shaft

401 output shaft
 402 roller path
 403 outer ring
 404 gear, 5 th speed
 405 speedometer pinion
 406 gear, 4 th speed
 407 gear, 3 rd speed
 408 shim
 409 gear, 2 nd speed
 410 inner ring
 411 cage, needle
 412 gear, 1 st speed
 413 synchronizing ring
 414 ball
 415 pressure spring
 416 slide piece
 417 synchronizer
 418 shifting sleeve
 419 compensating disc
 420 helical ball bearing (Me-cage)
 421 compensating disc
 422 nut

Return

501 intermediate gear, reverse
 502 bolt, reverse gear
 503 dovetail pin





Gear shift

601 shifting finger
 602 sealing ring
 603 needle ball
 604 threaded pin
 605 screw, hex. -head
 606 screw, hex. -head
 607 lock washer
 608 screw, hex. -head
 609 gear shift block
 610 shifting shaft
 611 shifting arm
 612 gasket, cover
 613 threaded pin
 614 finger
 615 screw
 616 lock washer
 617 guide ball, inner
 618 guide ball, outer
 619 bolt (arrest)
 620 coil spring
 621 gudgeon
 622 shifting lever, reverse gear
 623 sliding block
 624 coil spring
 625 shifting lever
 626 seal
 627 centering flange
 628 hex. nut
 629
 630
 631 shifting rail 1 st gear
 632 shifting fork 1 st gear
 633 coil spring
 634 stop bolt
 635 bar
 636 shifting rail 2 nd and 3 rd gear
 637 plug
 638 shifting fork 4 th and 5 th gear
 639 shifting rail
 640 bar

Speedometer drive

801 screw
 802 lock washer
 803 speedometer shaft
 804 bushing
 805 sealing ring

Differential

901 crown wheel
 902 differential housing
 903 cam, outer ring
 904 cam, inner ring
 905 sliding block
 906 differential cage
 907 screw, hex. -head
 908 right flange
 909 gasket
 910 bearing, inner ring
 911 bearing, outer ring
 912 washer
 913 securing ring
 914 washer
 915 securing ring
 916 washer
 917 ball bearing
 918 left flange
 919 lock washer
 920 hex. nut
 921 sealing ring
 922 floating axle

Clutch release

1001 spring
 1002 clamping sleeve
 1003 clamping sleeve
 1004 release fork
 1005 spring
 1006 release shaft
 1007 clutch lever
 1008 screw, hex. -head
 1009 lock washer
 1010 hex. nut





X. Key to Illustrations

Gearbox Housing Group

101	Gear Housing	121	Stud	144	Rear Cover
102	Pipe	122	Dowel	145	Oil Pipe
103	Gasket	123	Stud	146	Stud
104	Cover	124	Oil Pipe	147	Stud
105	Drain Plug	125	Stud	148	Stud
106	Screw	126	Breather	149	Stud
107	Spring Washer	127	Nut	150	Stud
108	Nut	128	Lock Washer	151	Stud
110	Screw	129	Stud	152	Stud
111	Stud	130	Cover	153	Stud
112	Stud	131	Gasket	154	Angled elbow
113	Stud	132	Gearbox Cover	155	Nut
114	Spring Washer	133	Spring Washer	156	Ring
115	Screw	134	Cylindrical Screw	157	Top cap
116	Drain Plug	135	Cylindrical Screw	158	Ring
117	Securing Peg	136	Cylindrical Screw	159	Shim
118	Compression Spring	137	Stud	160	Cover Plate
119	Ring	138	Spring Washer	161	Ball
120	Drain Plug	139	Nut	162	Breather Pipe
		140	Ring	163	Shim
		141	Drain Plug	164	Nut
		142	Cylindrical Screw	165	Stud
		143	Gasket	166	Spring Washer



**Input Shaft Group**

- 201 Cylindrical Screw
- 202 Spring Washer
- 203 Guiding Tube
- 204 Shaft Seal
- 205 Needle Bearing
- 206 Needle Bearing
- 207 Circlip
- 208 Thrust Washer
- 209 Needle Cage
- 210 5th gear cpl.
- 211 Thrust Washer
- 212 Split Shim
- 213 Synchro Ring (steel)
- 214 Synchro Spring
- 215 Pressure Piece
- 216 Synchrobody
- 217 Sliding Sleeve
- 218 Needle Cage
- 219 4th gear cpl.
- 220 Bearing Bush
- 221 Needle Cage
- 222 3rd gear cpl.
- 223 Thrust Washer
- 224 Split Shim
- 225 Synchro Ring (steel)
- 226 Synchrobody
- 227 Sliding sleeve
- 228 2nd gear cpl.
- 229 Input shaft
- 230 Dowel
- 231 Needle Cage
- 232 Roller Bearing
- 233 Spring Ring
- 234 Angular Contact Ball Brg.
- 235 Shim
- 236 Nut

Output Shaft Group

- 401 Crown Wheel
- 402 Output Shaft
- 403 Roller Bearing
- 404 5th Gear
- 405 Speedo Worm
- 406 4th gear
- 407 3rd gear
- 408 Spacer
- 409 2nd gear
- 410 Inner Ring
- 411 Needle Cage
- 412 Ring
- 413 1st Gear
- 414 Synchro Ring
- 415 Reverse Gear Sliding Sleeve
- 416 Synchro Spring
- 417 Pressure Piece
- 418 Synchrobody cpl.
- 419 Locating Plate
- 420 Circlip
- 421 Spring Ring
- 422 Spacer

- 423 Angular Contact Ball Brg.
- 424 Spacer
- 425 Nut

Reverse Gear Assy. Group

- 501 Reverse Idler Gear cpl.
- 502 Reverse Idler Shaft
- 503 Dowel

Gearchange Group

- 601 Nut
- 602 Spring Washer
- 603 Stud
- 604 Mounting Bracket
- 605 Gasket
- 606 Ring
- 607 Interlock Peg
- 608 V-Ring
- 609 Shim
- 610 Compression Spring
- 612 Gearshift Operating Shaft cpl.
- 613 Plug
- 614 Ring
- 615 Spring
- 621 R. gear selector lever cpl.
- 622 Detent Bolt
- 623 Compression Spring
- 624 Gasket
- 625 Compression Spring
- 626 Oil Seal
- 627 Gearshift Operating Shaft
- 628 Selector Housing cpl.
- 629 Plug
- 630 Selector Arm
- 631 Grub Screw
- 632 Spring Ring
- 633 Cylindrical Screw
- 634 Spring Washer
- 635 Screw
- 636 Screw
- 637 Needle Bearing
- 638 Shaft Seal
- 639 Selector Finger
- 640 Nut
- 641 Selector Cover
- 642 Spring Washer
- 643 Screw
- 644 Screw
- 645 Screw
- 650 4th+5th gear Selector Fork
- 651 Grub Screw
- 652 4th+5th gear Selector Rail
- 653 Selector Pad
- 654 Cylindrical Screw Compression Spring
- 655 2nd+3rd Gear Selector Rail
- 656 Locking Bar
- 657 1st Gear Selector Fork
- 658 1st Gear Selector Rail
- 659 Locking Bar
- 660 Drain Plug

Speedo Drive Group

- 801 Speedo Shaft
- 802 Speedo Pinion Bush
- 803 Shim
- 804 Screw
- 805 Ring
- 806 Shaft Seal


Differential Group

- 901 Tension Bolt
- 902 Right Flange
- 903 Shim
- 904 Casket
- 905 Bearing Inner Ring
- 906 Bearing Outer Ring
- 907 Fitted Shim
- 908 Circlip
- 909 Fitted Shim
- 910 Circlip
- 911 Fitted Shim
- 912 Ball Bearing
- 913 Left Flange
- 914 Spacer
- 915 Split Pin
- 916 Crown Nut
- 917 Shaft Seal
- 918 Output Drive Axle
- 919 Spring Washer
- 920 Nut
- 921 Thrust Washer
- 922 Outer Disc
- 923 Inner Disc
- 924 Pressure Ring
- 925 Side Gear
- 926 Pinion Gear
- 927 Cross shaft
- 928 Housing Cover
- 929 Cap
- 930 Cylindrical Screw
- 931 Screw
- 932 Differential Housing cpl.
- 934 Crown Wheel

Clutch Withdrawal Group

- 1001 Clutch Withdrawal Shaft
- 1002 Cover
- 1003 Needle Bearing
- 1004 Return Spring
- 1005 Roll Pin
- 1006 Roll Pin
- 1007 Clutch Withdrawal Fork
- 1008 Return Spring
- 1009 Oil Seal
- 1010 Screw
- 1011 Spring Washer
- 1012 Clutch Lever
- 1013 Nut



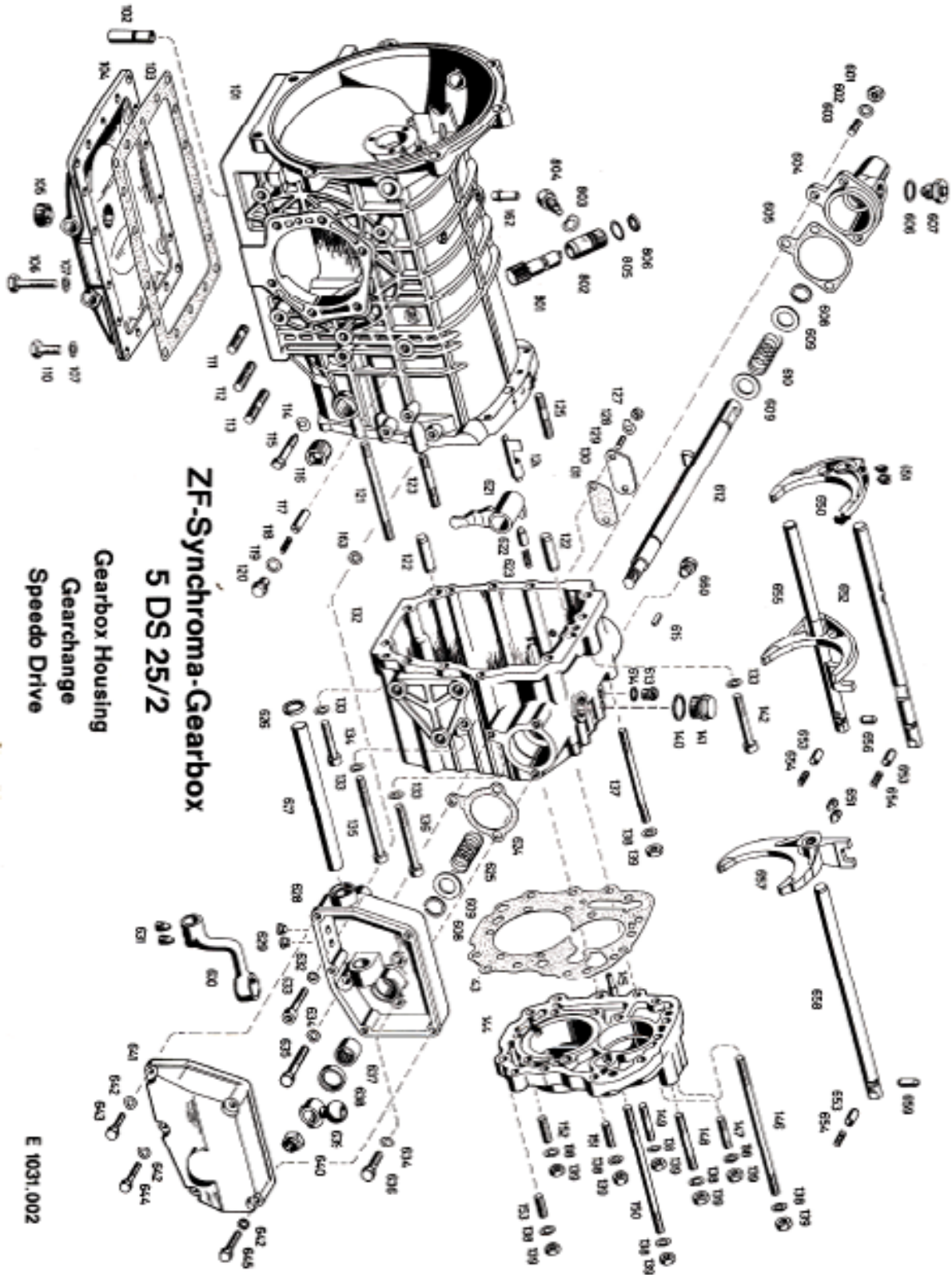


ZF-Synchroma-Gearbox 5 DS 25/2

Input Shaft Output Shaft Reverse Gear Assembly Group

E 1031.001

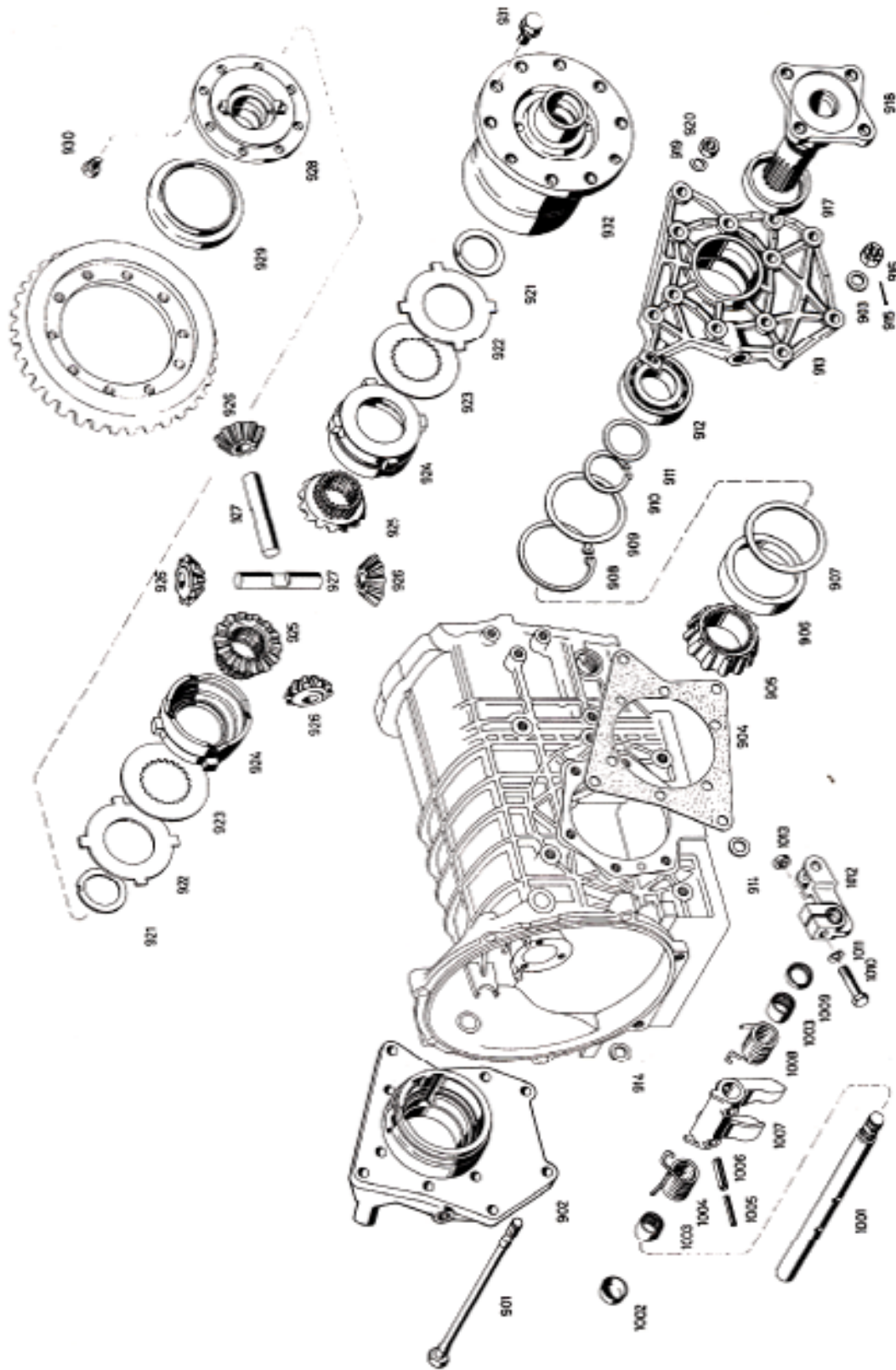




ZF-Synchroma-Gearbox
5 DS 25/2
 Gearbox Housing
 Gearchange
 Speedo Drive

E 1031.002





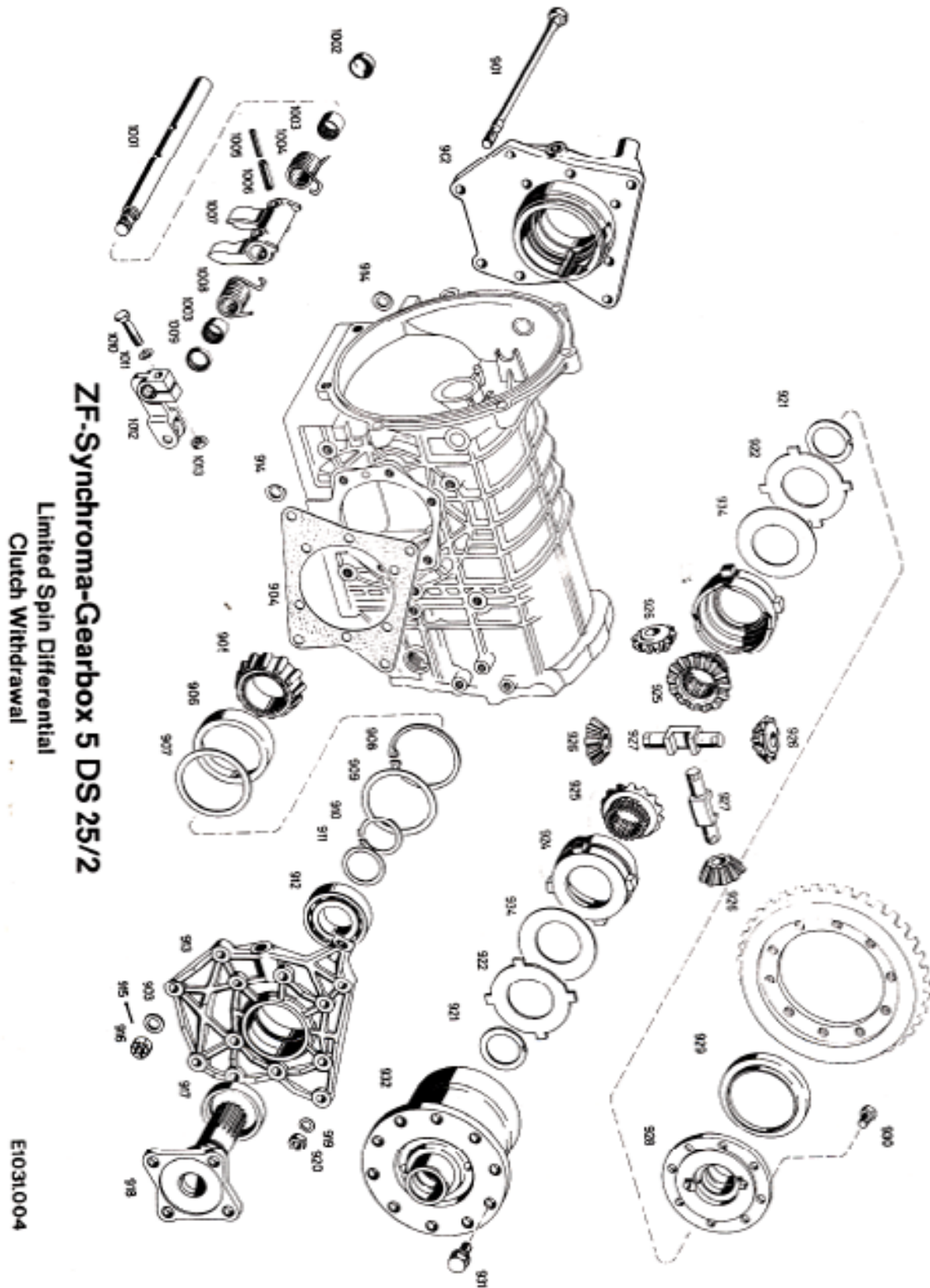
ZF-Synchroma-Gearbox 5 DS 25/2
Limited Spin Differential
Clutch Withdrawal

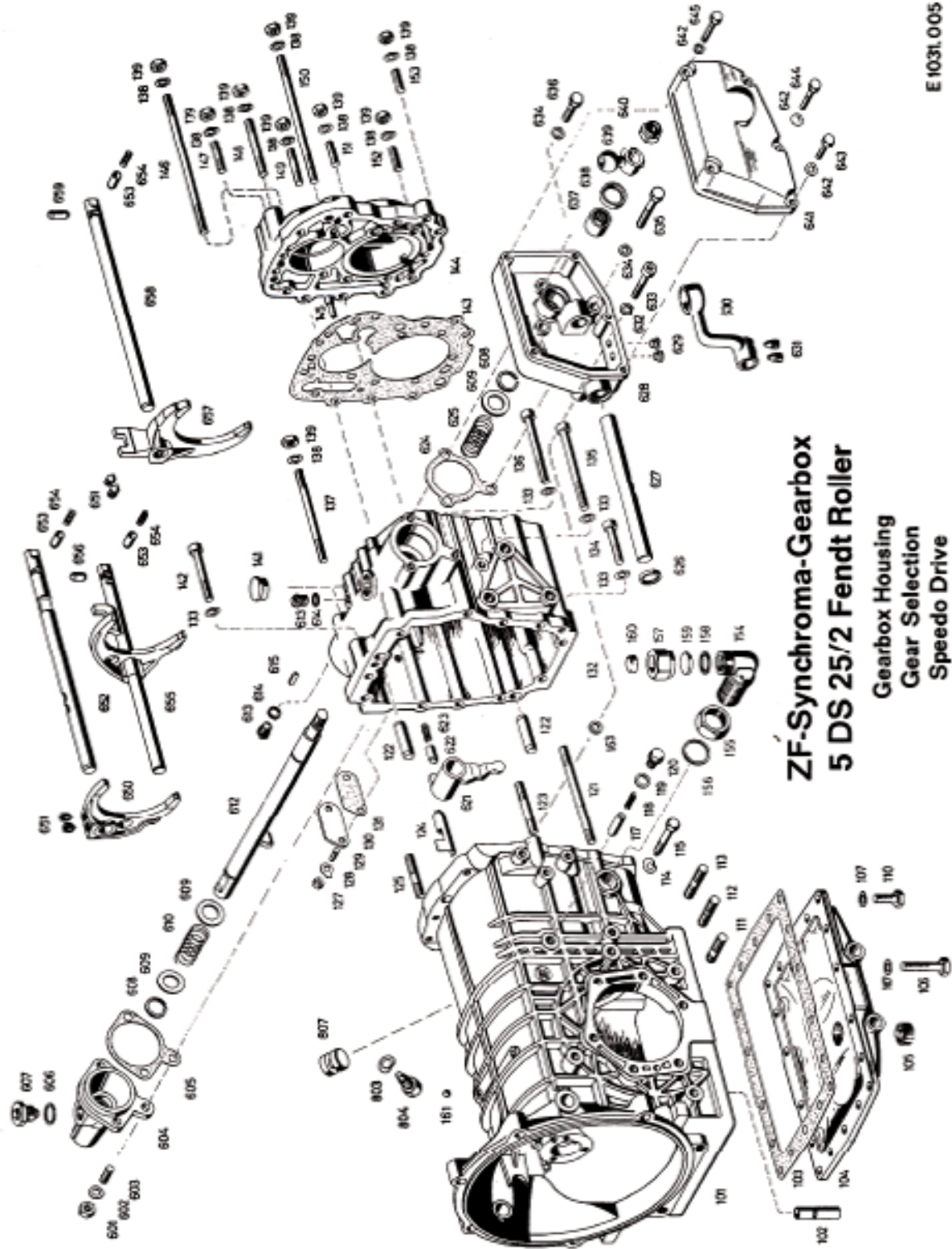
Fig E 1031.003

Additional discounts to Pantera Platinum Customers
 Number 002



Owned and operated by DeTomaso enthusiasts
 PI Motorsports, Inc./129





**ZF-Synchroma-Gearbox
5 DS 25/2 Fendt Roller**

**Gearbox Housing
Gear Selection
Speedo Drive**

E 1031.005





ZF-SYNCHROMA GEARBOX 5 DS-25 WITH AXLE DRIVE

Assembly, Maintenance and Operating Instructions

ZAHNRADFABRIK FRIEDRICHSHAFEN AG

WERK SCHWÄBISCH GMÜND

7070 Schwäbisch Gmünd

Graf-von-Soden-Straße 5-9

Germany

phone 07171/6011 • telex 0724801/0724825 for service • cable address: Zahnradfabrik Schwäbischgmünd



I. Technical Data

Input torque mkg (ft. lbs.)	Ratios					Reverse	Bevel wheel drive (optional)	Speedometer
	Change speed gear (optional)							
	1st speed	2nd	3rd	4th	5th			
on request	2.42	1.61	1.23	1.0	0.917	3.75	4.5	2.4
		1.47	1.136	0.958	0.846		4.22	
		1.40	1.098				4.0	
			1.04				3.77	
							3.56	
							3.4	
					3.22			

Weight: approx. 53,5 kg (118 lbs)

Oil capacity: approx. 2,0 l (3,5 pints)

II. Description

The ZF-Synchroma gearbox 5 DS-25 has 5 forward speeds and one reverse. The main gearbox and the axle drive with the differential are accommodated in one housing. The front part of the gearbox is constructed as bell housing and accommodates the release mechanism with the external control lever. The gearbox is mounted direct to the engine and therefore can be used for front or rear engine drive.

The gearbox type 5 DS-25 is equipped with a remote control connection, which can be largely adapted to the installation conditions of the gearbox in the vehicle. The input shaft runs from the engine coupling below the axle drive to the speed change gear. The output shaft, which lies above the input shaft, transmits the torque through the bevel gear drive to the differential. From the two output flanges the power is transmitted directly to the driving gears by means of cardan shafts.

The gearbox is equipped either with the ZF cam type self locking differential or the ZF multiple disc self locking differential. The characteristics of the ZF self locking differentials are as follows: perfect compensation of the differing wheel speeds on curves; starting of the vehicle even with bad road conditions on one side; no wheel spin, hence reduction of tyre wear and smooth, safe control of the vehicle. Skidding in a curve is practically impossible due to the high internal resistance of the differentials. The mating gears of the forward speeds are in constant mesh. One gear wheel of each speed is firmly fixed to the shaft whilst the mating gear is carried in roller bearings and can rotate freely.

During gear change this gear is coupled with the shaft through a displacement of the toothed sliding sleeve and the power flow is transmitted through the respective gear train. The toothed sliding sleeves are secured against jumping out of gear. The built-in synchronizer ensures that the parts to be coupled have obtained equal rotational speed. For reversing operations the sense of rotation of the output shaft is altered by the engagement of the so-called reversing gear.

III. Maintenance

Since all 5 forward speeds of the gearbox type 5 DS-25 are locksynchronized even the most inexperienced driver will be able to obtain quick, safe and silent gear changes without the necessity of double-de-clutching.

Due to the construction of the synchronizer the respective gears can only be engaged after the parts to be coupled have obtained equal rotational speed. It is, of course, important to maintain the pressure on the gear lever until the gear is fully engaged.



In order to safeguard the synchronizer components in the gearbox, the main clutch and the engine against premature wear, the changedown should only be carried out when the engine speed necessitates the engagement of the next lower gear. The reverse gear should only be engaged with the vehicle at rest, otherwise the gears will be damaged.

For all upward or downward changes and for the engagement of reverse the clutch pedal must be fully depressed.

The satisfactory condition of the main clutch contributes considerably towards avoiding gear change troubles. It must always completely engage and completely disengage the gears. Routine checks should be carried out to ensure that the specified pedal clearance is maintained.

IV. Lubrication

Oils, which cause corrosion (formation of rust) on steel or bronze components, are not suitable for lubricating the gearbox.

1. If the gearbox is intended for sports cars or other road vehicles, a mild, branded transmission oil of the viscosity group SAE 90 (or SAE 80) should be used.

The first oil change should be carried out after 5 000 km (3 000 miles) and all subsequent changes after every 20 000 km (12 000 miles). The oil should be drained off immediately after a journey when the oil is still warm, flows easily and thus helps to remove any particles of wear from the gearbox.

2. If the gearbox is intended for racing cars or sports cars, Hypoid transmission oils should be used. In this case special steps must be taken to inspect the gearboxes after each race. Since Hypoid transmission oils tend to form residues it will be necessary to fill the gearbox with fresh oil before every race.

V. Maintenance

The oil filler is situated on the right side of the gearbox and is closed by a screw plug. Care should be taken that the filler hole and its immediate surroundings are perfectly clean before the filler plug is unscrewed. The gearbox is filled with oil up to the top mark on the dipstick. The dipstick is situated on the upper side of the gearbox and serves at the same time as a breather for the gearbox. In order to guarantee a satisfactory venting of the gearbox this also should be kept in a clean condition.

The oil drain plug is situated on the underside of the gearbox, i. e., at the lowest position directly beneath the gearshift operating shaft. The magnet on the oil drain plug which collects metal particles of wear, must be thoroughly cleaned every time the oil is changed.

Under normal conditions the oil level should be checked after every 5 000 km (3 000 miles) but at the slightest suspicion of any leakage in the gearbox the oil level must be checked immediately.

Branded oils already have all additives necessary for the gearbox. Special additives are not recommended.





XI. Key to illustrations and exploded views

Gear housing

101 gear housing
 102 gasket, cover
 103 cover
 104 ring
 105 oil dipstick, complete
 106 screw, hex.-head
 107 lock washer
 108 pivot screw
 109 lock screw
 110 ring, seal-ring
 111 pressure spring
 112 locking bolt
 113 gudgeon
 114 gudgeon
 115 gudgeon
 116 cylindrical pin
 117 socket head cap screw
 118 lock washer
 119 oil cup
 120 gudgeon
 121 seal ring
 122 magnetic drain plug
 123 housing cover.
 124 gudgeon
 125 gasket, cover
 126 cover
 127 lock washer
 127.1 nut, hex.
 128 lock washer
 129 socket head cap screw
 130 socket head cap screw
 131 socket head cap screw
 132 gasket, cover
 133 gudgeon
 134 gudgeon
 135 gudgeon
 136 oil supply
 137 gudgeon
 138 cover
 139 nut, hex.

drive shaft

201 drive shaft
 202 cylindrical pin
 203 cylindrical pin
 204
 205 cage, needle
 206 gear, 2 nd speed
 207 washer
 208 synchronizing ring
 209 synchronizer
 210 ball
 211 pressure spring
 212 slide piece
 213 shifting sleeve
 214 split ring
 215 washer
 216 cage, needle

217 gear, 3 rd speed
 218 washer, split
 219 ring
 220 cage, needle
 221 gear, 4 th speed
 222 split ring
 223 synchronizing ring
 224 synchronizer
 225 shifting sleeve
 226 washer
 227 cage, needle
 228 gear, 5 th speed
 229 washer
 230 securing ring
 231 needle bearing
 232 needle ball
 233 sealing ring
 234 guide flange
 235 lock washer
 236 socket head cap screw
 237 ball bearing
 238 snap ring
 239 washer fitted
 240 nut

Output shaft

401 output shaft
 402 roller path
 403 outer ring
 404 gear, 5 th speed
 405 speedometer pinion
 406 gear, 4 th speed
 407 gear, 3 rd speed
 408 shim
 409 gear, 2 nd speed
 410 inner ring
 411 cage, needle
 412 gear, 1 st speed
 413 synchronizing ring
 414 ball
 415 pressure spring
 416 slide piece
 417 synchronizer
 418 shifting sleeve
 419 compensating disc
 420 helical ball bearing (Mn-cage)
 421 compensating disc
 422 nut

Return

501 intermediate gear, reverse
 502 bolt, reverse gear
 503 dovetail pin





Gear shift

601 shifting finger
 602 sealing ring
 603 needle ball
 604 threaded pin
 605 screw, hex.-head
 606 screw, hex.-head
 607 lock washer
 608 screw, hex.-head
 609 gear shift block
 610 shifting shaft
 611 shifting arm
 612 gasket, cover
 613 threaded pin
 614 finger
 615 screw
 616 lock washer
 617 guide ball, inner
 618 guide ball, outer
 619 bolt (arrest)
 620 coil spring
 621 gudgeon
 622 shifting lever, reverse gear
 623 sliding block
 624 coil spring
 625 shifting lever
 626 seal
 627 centering flange
 628 hex. nut
 629
 630
 631 shifting rail 1 st gear
 632 shifting fork 1 st gear
 633 coil spring
 634 stop bolt
 635 bar
 636 shifting rail 2 nd and 3 rd gear
 637 plug
 638 shifting fork 4 th and 5 th gear
 639 shifting rail
 640 bar

Speedometer drive

801 screw
 802 lock washer
 803 speedometer shaft
 804 bushing
 805 sealing ring

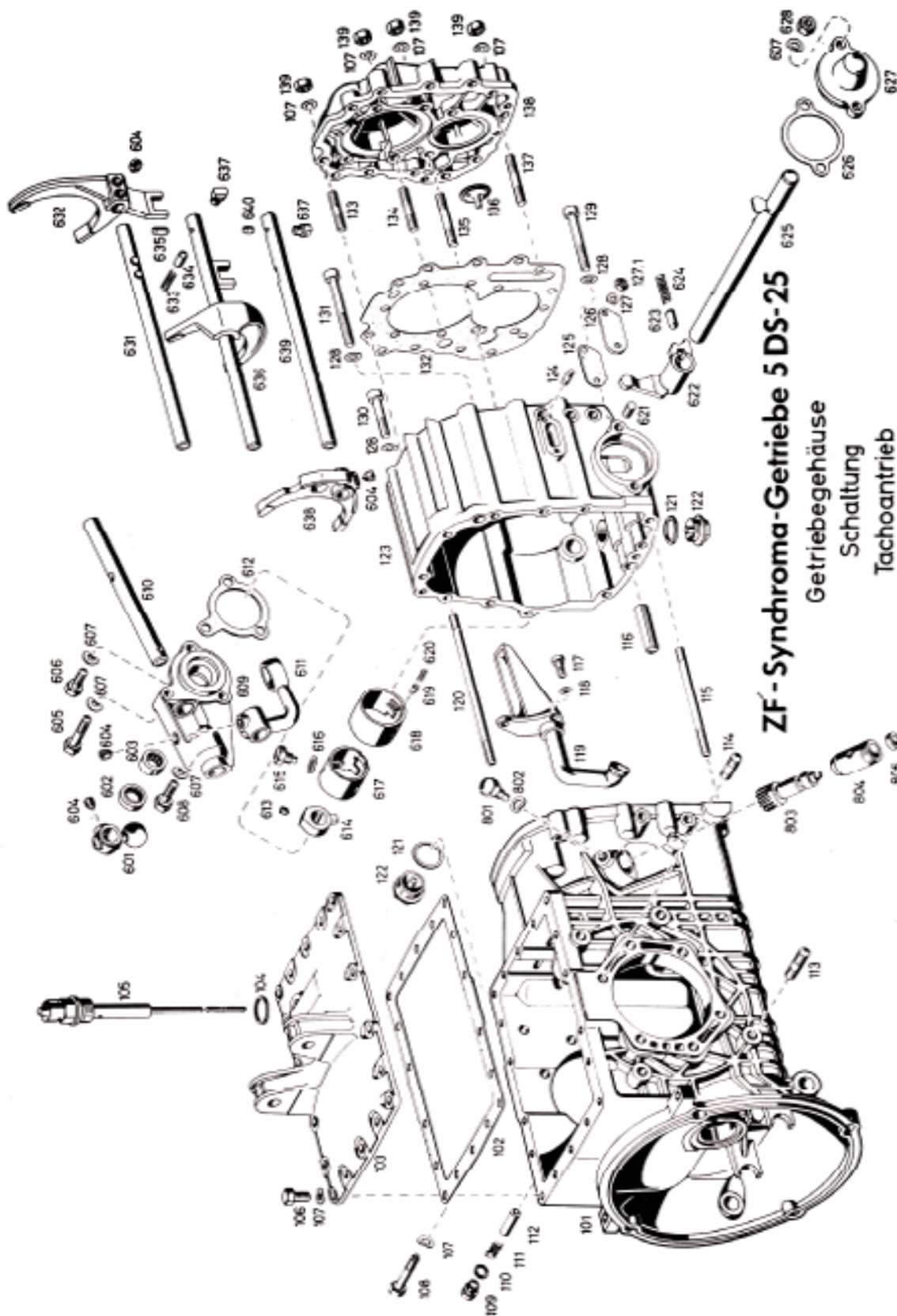
Differential

901 crown wheel
 902 differential housing
 903 cam, outer ring
 904 cam, inner ring
 905 sliding block
 906 differential cage
 907 screw, hex.-head
 908 r9ght flange
 909 gasket
 910 bearing, inner ring
 911 bearing, outer ring
 912 washer
 913 securing ring
 914 washer
 915 securing ring
 916 washer
 917 ball bearing
 918 left flange
 919 lock washer
 920 hex. nut
 921 sealing ring
 922 floating axle

Clutch release

1001 spring
 1002 clamping sleeve
 1003 clamping sleeve
 1004 release fork
 1005 spring
 1006 release shaft
 1007 clutch lever
 1008 screw, hex.-head
 1009 lock washer
 1010 hex. nut

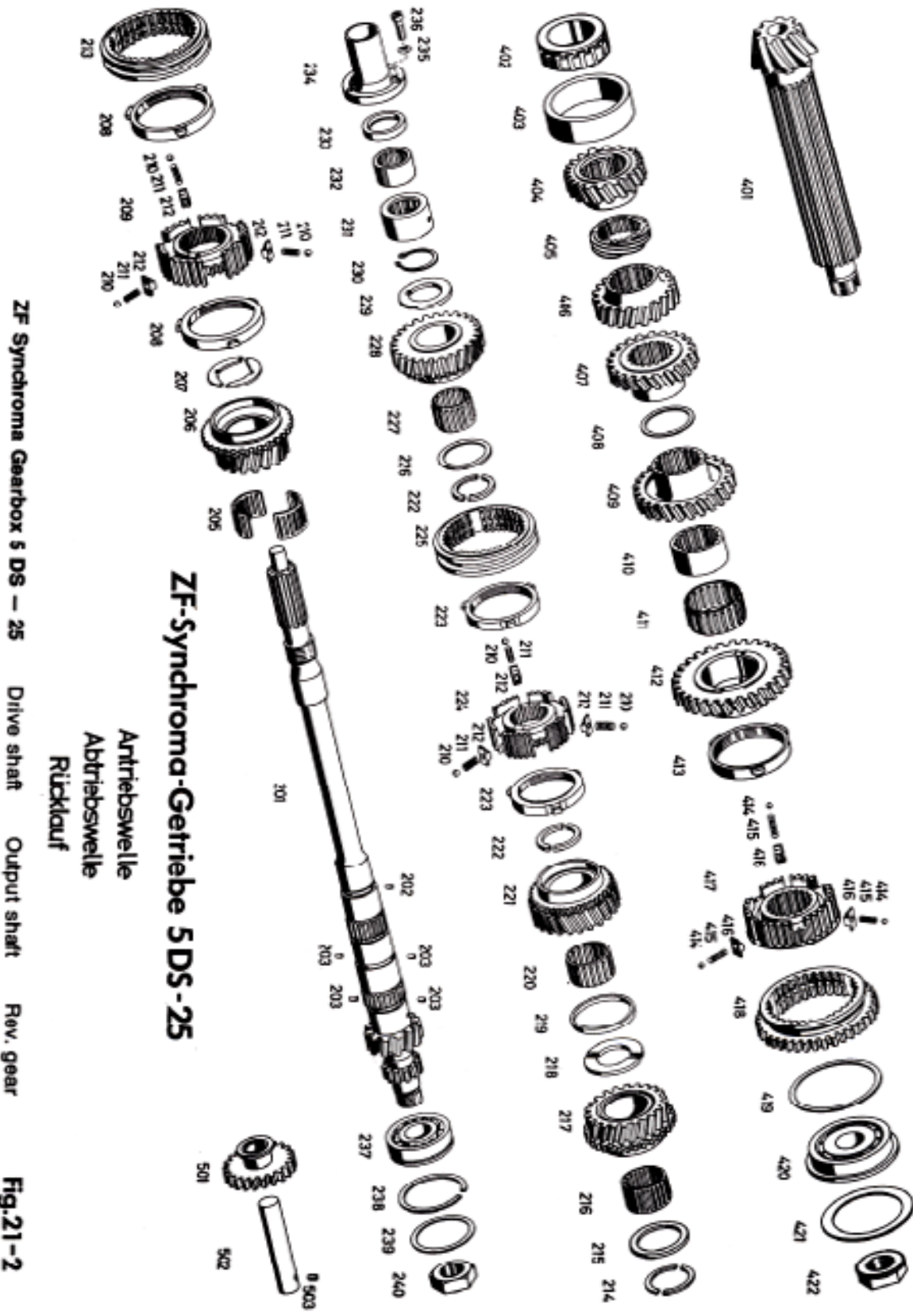


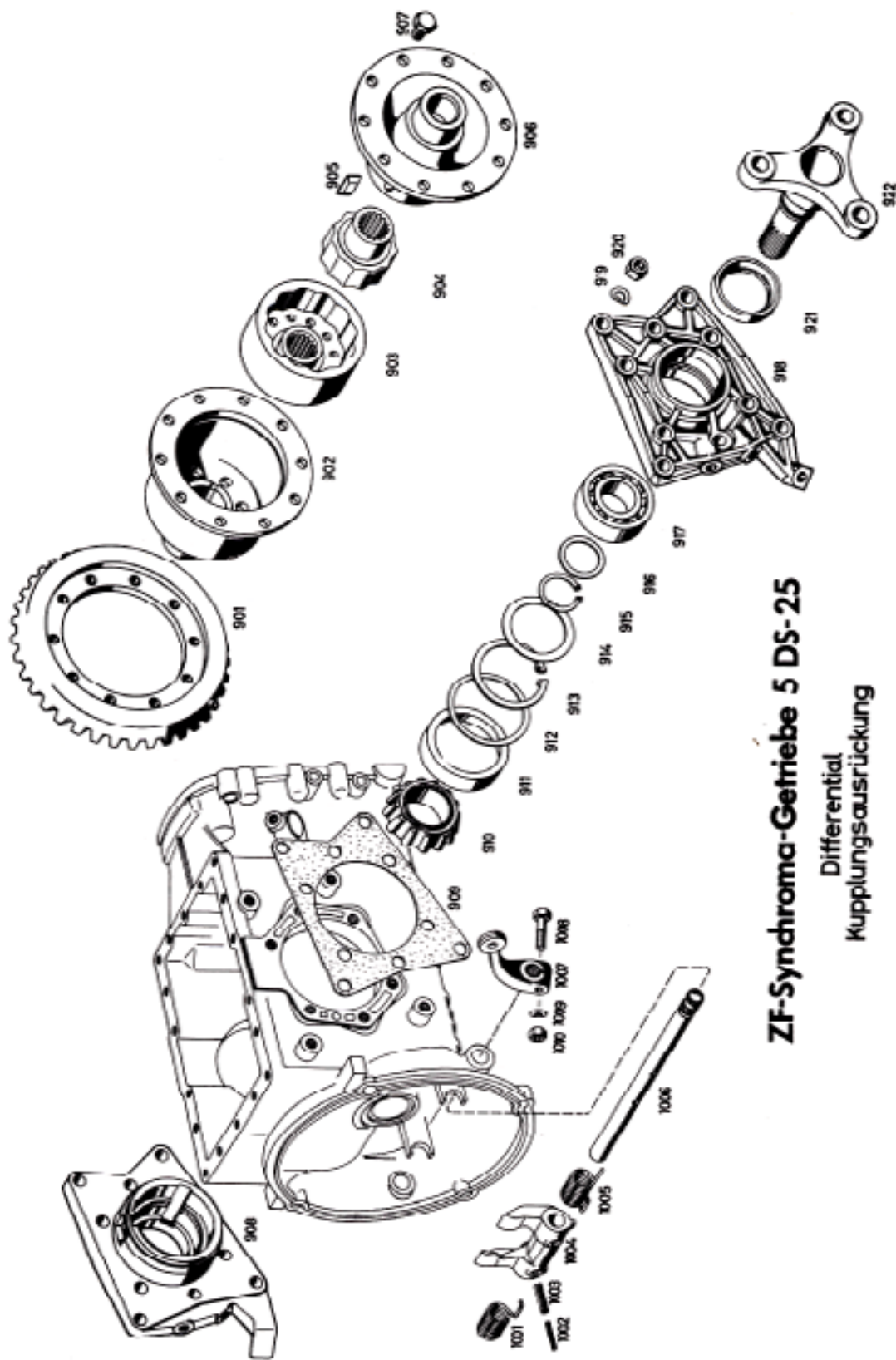


ZF - Synchrona-Getriebe 5 DS-25
 Getriebegehäuse
 Schaltung
 Tachoantrieb

ZF Synchrona Gearbox 5 DS - 25 Gear housing Gear shift Speedometer drive **Fig.21-1**







ZF-Synchroma-Getriebe 5 DS-25

Differential
Kupplungsaustrückung

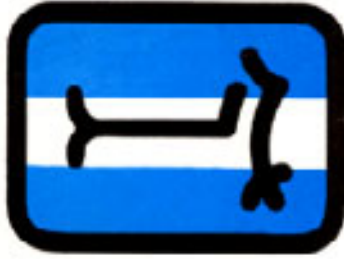
ZF Synchroma Gearbox 5 DS - 25 Differential Clutch release Fig.21-3






*This out-of-print catalog is presented as a reference article only. Not all parts shown are manufactured any longer or are available. However, if you find an item that you are interested in, please call or email us and we will do our best to locate it for you. Thank you.

AGGIORNAMENTO DEL CATALOGO PARTI DI RICAMBIO - ACCESSORI E MATERIALE PUBBLICITARIO
 CHANGES TO SPARE PARTS CATALOG OPTIONAL'S



DE TOMASO

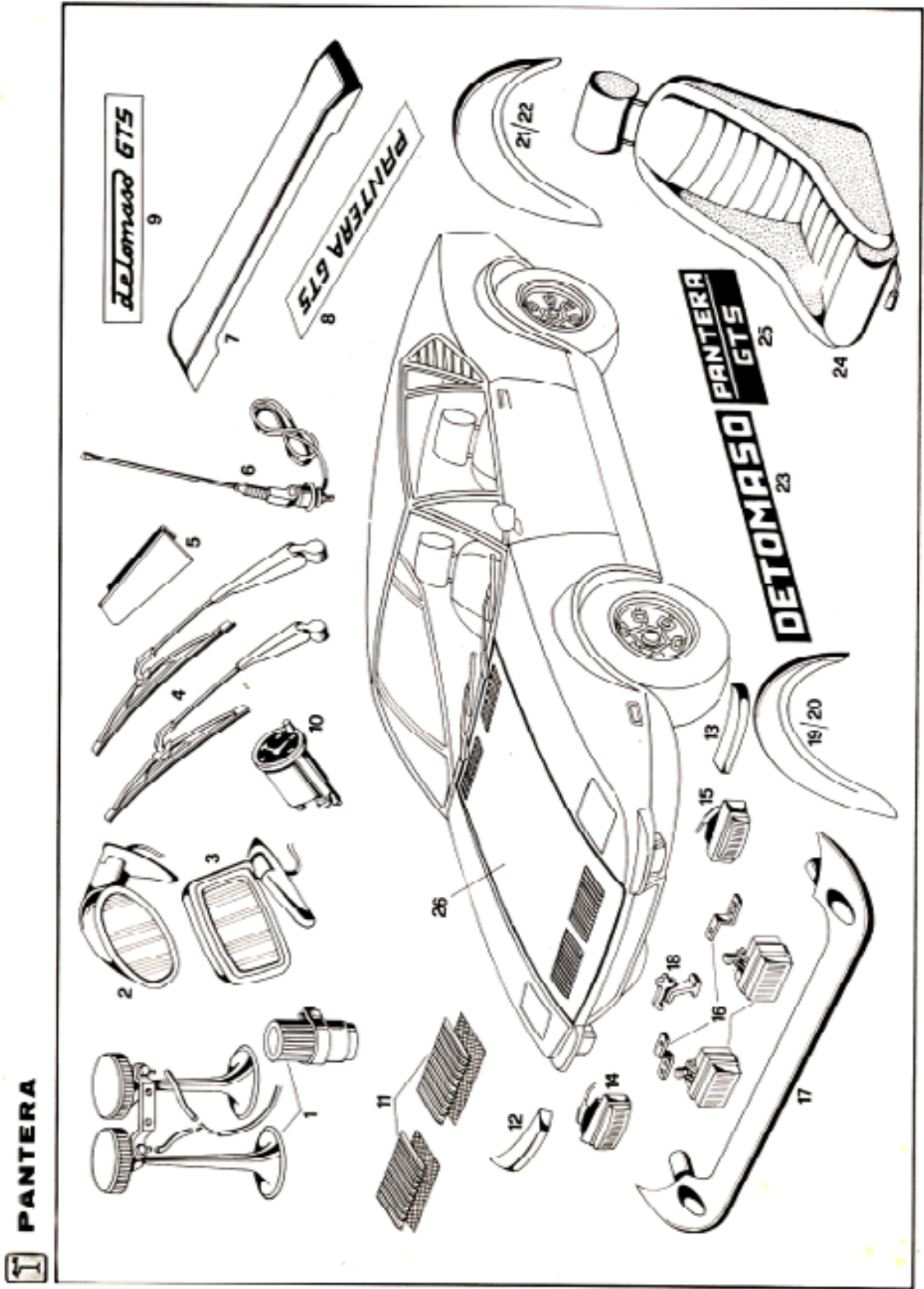
Pantera



www.pim.net Phone: (714) 744-1398
 140/PI Motorsports, Inc.



Friendly advice is just a phone call away
 Catalogo Parti Di Ricambio - Parts Catalog



Additional discounts to Pantera Platinum Customers
 Number 002



Owned and operated by DeTomaso enthusiasts
 PI Motorsports, Inc./141



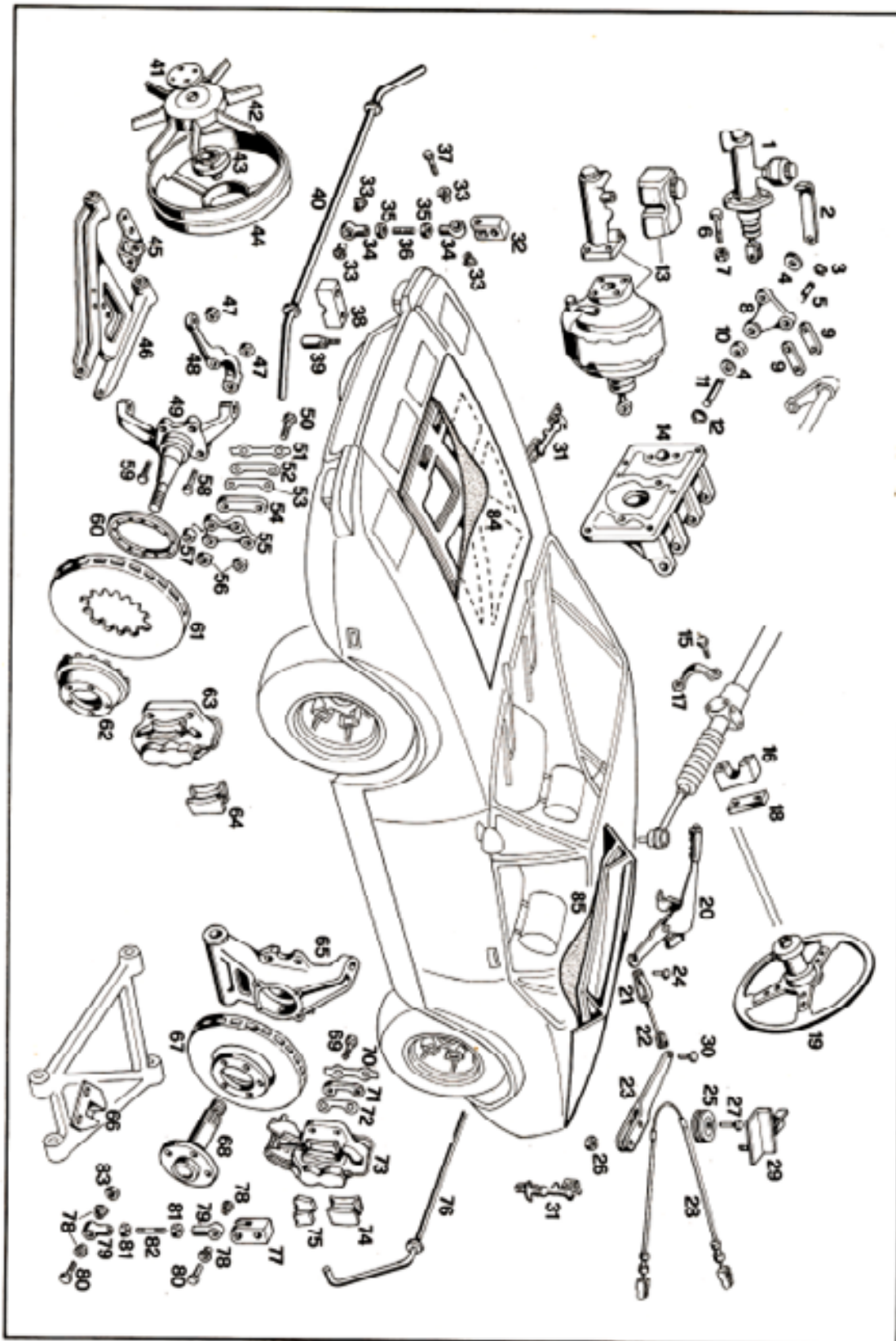
PANTERA

N° di ordinazione Service Part N°	DESCRIZIONE DESCRIPTION	N° di ordinazione Service Part N°	DESCRIZIONE DESCRIPTION
1	Serie completa trombe Horn set, complete	512 4 1 003	Codoline parafrangente poster. dex. Rear fender-suppl., R/H
2	Specchio retrovisore esterno dex. External rear view mirror, R/H	512 4 1 004	Codoline parafrangente poster. sin. Rear fender-suppl., L/H
2	Specchio retrovisore esterno sin. External rear view mirror, L/H	512 4 1 008	Scritte laterali De Tomaso De Tomaso side script
3	Specchio retrovisore elettrico Electrical rear view mirror	503 6 4 001	Poltrore tipo Mexico Mexico type seats
4	Spazzole tergi Wiper blades	503 4 1 090	Poltrore in pelle con ribaltabili dex Leather seats with tilt mechanism, R/H
5	Serie alette per spazzole tergi Wiper blade flaps, set	503 4 1 001	Poltrore in pelle con ribaltabili sin. Leather seats with tilt mechanism, L/H
6	Antenna sul tetto Aerial on roof	512 4 1 005	Scritte laterali Pantera G.T.S. Side script, pantera GTS
7	Spoiler poster Rear spoiler	503 5 2 001	Cofano con prese aria Hood with air scoops
8	Scritte poster Pantera GTS Pantera GTS script, rear		
9	Scritte poster De Tomaso GTS De Tomaso GTS script, rear		
10	Orologio per cruscotto Panel stock		
11	Serie griglia cofano anter. Set of grilles, front hood		
12	Pannure anter. dex. Front bumper, R/H		
13	Pannure anter. sin. Front bumper, L/H		
14	Fanallino anter. di direz. dex. Front turn light lens, R/H		
15	Fanallino anter. di direz. sin. Front turn light lens, L/H		
16	Fanalli antinebbia completi di relais e cablaggio Fog lamps c/w cables and relay		
17	Spoiler anter. Front spoiler		
18	Stemma De Tomaso De Tomaso badge		
19	Codoline parafrangente anter. dex. Front fender-suppl., R/H		
20	Codoline parafrangente anter. sin. Front fender-suppl., L/H		





PANTERA



Additional discounts to Pantera Platinum Customers
Number 002



Owned and operated by DeTomaso enthusiasts
PI Motorsports, Inc./143

PANTERA

DENOMINAZIONE DESCRIPTION		DENOMINAZIONE DESCRIPTION	
N° di ordinazione Service Part N°		N° di ordinazione Service Part N°	
1	503 4 2 061 Completivo pompa frizione Clutch pump assy	25	503 3 3 036 Carucola Pulley
2	503 4 2 042 Staffa di supporto Bracket	26	500 5 1 002 Dado stop Stop nut
3	500 5 2 013 Anello seeger Circlip	27	503 3 3 037 Perno Pin
4	503 4 2 006 Rondella Washer	28	503 3 3 146 Compl. cavo freno Brake cable assy
5	503 4 2 014 Perno Pin	29	503 3 3 147 Supporto per leva Lever bracket
6	080 5 0 014 Vite Screw	30	503 3 3 038 Perno Pin
7	080 5 1 009 Dado stop Stop nut	31	507 4 1 001 Gancio cofano Hood fastener
8	503 4 2 037 Bilanciere Rocker arm	32	507 2 0 024 Morsello Clamp
9	503 4 2 039 Bielletta Link plate	33	507 2 1 013 Distanziali Spacers
10	080 5 6 021 Cuscinetto Bearing	34	503 2 0 078 Un bal'emeina Un bal end
11	503 4 2 041 Perno Pin	35	500 5 0 042 Dado Nut
12	080 5 2 012 Anello seeger Circlip	36	503 2 0 076 Tirante Tie rod
13	510 4 2 005 Serrafreno completo di pompa - Gr. 3 Brake Booster c/w pump, Gr. 3	37	500 5 0 087 Vite Screw
14	503 4 2 008 Pedaliera - Gr. 3 Pedal housing, Gr. 3	38	503 2 0 047 Spessore Spacer
15	060 5 0 088 Vite Screw	39	503 2 0 066 Conionette Bolts
16	503 1 2 082 Supporto scatola guida Steering box support	40	503 2 0 041 Barra stabilizzatrice Stabilizing bar
17	503 1 2 081 Cavallotto U-bolt	41	115 - 081 Fiangia fissaggio ventola Fan securing flange
18	512 1 2 002 Spessore per supporto scatola Spacer, box support	42	506 3 1 010 Ventola 8 pale 8-blade fan
19	512 1 2 001 Volante guida GTS Steering wheel, GTS	43	115 - 680 Fiangia supporto ventola Fan retainer
20	503 3 3 032 Lena freno a mano Hard brake lever	44	503 3 1 111 Convogliatore ventola Fan conveyor
21	503 3 3 048 Focella Fork	45	503 2 0 043 Supporto barra svinco Bar support L/R
22	503 3 3 098 Tirante a forcella Fork tie rod	46	503 2 0 042 Supporto barra dex. Bar support R/H
23	503 3 3 099 Lena Lever	48	503 2 0 045 Braccio infer. sin. Bottom arm, L/H
24	503 3 3 056 Perno Pin	49	503 2 0 044 Braccio infer. dex. Bottom arm, R/H





PANTERA

N° di ordinazione Service Part N°	DE NOMINAZIONE DESCRIPTION
47	000 5 1 015 * Dado Nut
48	503 1 2 015 * Lema sterzo sin. Steering operating lever, L/H
48	503 1 2 014 * Lema sterzo dest. Steering operating lever, R/H
49	503 2 9 012 * Fuso anello Front spindle
50	000 5 9 310 * Vite Screw
51	506 3 3 014 * Fermo Lock plate
52	506 3 3 049 * Spessore 3,5 mm Shim, 3.5 mm
53	506 3 3 013 * Spessore 1 mm Shim, 1 mm
54	503 3 3 113 * Distanziale Spacer
55	506 3 3 016 * Pora pince Calliper holder
56	503 2 9 013 * Distanziale Spacer
57	503 2 9 014 * Distanziale Spacer
58	000 5 9 342 * Vite Screw
59	000 5 9 323 * Vite Screw
60	506 3 3 071 * Anello Metal retainer
61	506 3 3 049 * Disco freno anter. Front brake disc
62	503 3 3 133 * Campana Housing
63	506 3 3 045 * Caliper anter. sin. Front caliper, L/H
63	506 3 3 044 * Caliper anter. dex. Front caliper, R/H
64	706 3 3 097 * Serie per revisione pince freni anteriori Front caliper repair kit
64	706 3 3 001 * Serie pastiglie freni anter. Set of pads, front brakes
65	503 2 1 046 * Foranozzo Hub carrier
66	503 2 1 017 * Supporto sin. L/H bracket
66	503 2 1 044 * Supporto dex. R/H bracket

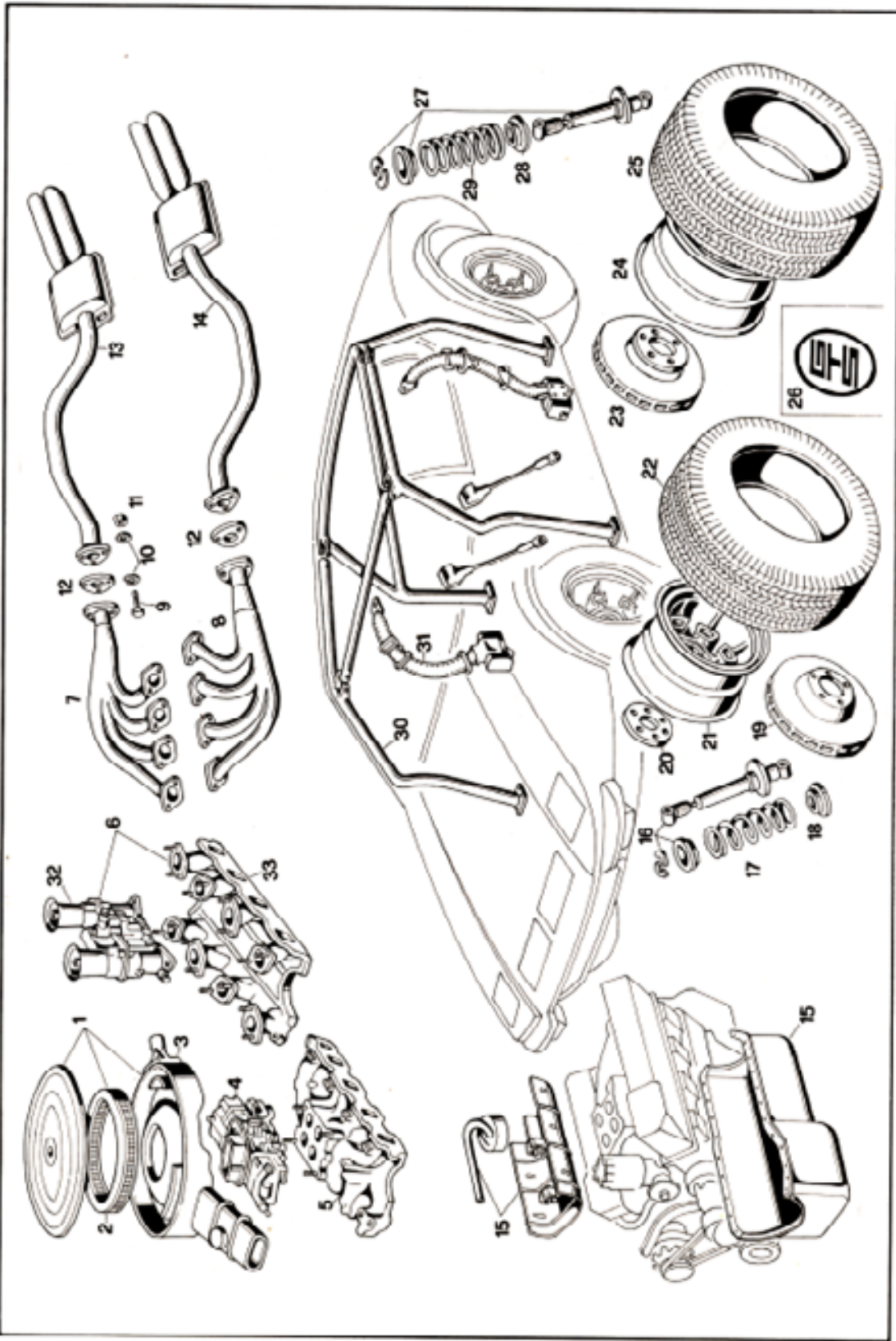
N° di ordinazione Service Part N°	DE NOMINAZIONE DESCRIPTION
57	503 3 3 136 * Disco freno Brake disc
58	503 2 2 008 * Mezza pata a n. L/H rear hub
58	503 2 2 007 * Mezza pata dex. R/H rear hub
59	000 5 0 241 * Vite Screw
60	503 3 3 149 * Fermo Lock plate
71	503 3 3 138 * Spessore 5 mm. Shim, 5 mm
72	503 3 3 129 * Spessore 1 mm. Shim, 1 mm
72	503 3 3 130 * Spessore 0,5 mm. Shim 0.5 mm
73	503 3 3 128 * Calliper poster sin. Rear L/H caliper
73	503 3 3 127 * Calliper poster dex. Rear R/H Caliper
73	704 3 3 908 * Serie per revisione pince freni posteriori Rear caliper repair kit
74	704 3 3 902 * Serie pastiglie freni post. Set of pads for rear brakes
75	704 3 3 903 * Serie pastiglie freno a mano Set of pads for hand brake
77	507 2 1 006 * Merceletto Bracket
78	507 2 1 913 * Distanziale Spacer
79	503 2 0 078 * Urtoletta sterzo Upper ball end
80	004 5 0 997 * Vite Screw
81	004 5 0 942 * Dado Nut
82	503 2 0 976 * Tirodella Tie rod
83	000 5 1 120 * Dado Nut
84	503 4 1 825 * Involucro coano anteriore Pride ng. front hood
85	503 4 1 826 * Involucro coano posteriore Involucro coano posteriore

* Particelle per vettura GN 3
Farms for GN 3 Model





PANTERA





DENOMINAZIONE DESCRIPTION		DENOMINAZIONE DESCRIPTION	
N° di ordinazione Service Part N°		N° di ordinazione Service Part N°	
1	Gruppo filtro aria Air filter unit	22	Pneumatico Pirelli 225/50/15 Tire, Pirelli 225/50/15
2	Elemento filtrante Filter	23	Disco freno Brake disc
3	Press aria filtro Filter air intake	24	Cerchio 10" x 15" Rim 10" x 15"
4	Carburatore Holley 213 Carburettor, Holley 213	25	Pneumatico Pirelli 225/50/15 Tire, Pirelli 225/50/15
5	Collezione d'aspirazione per coll. Holley Intake manifold for Holley carb	26	Stemma per ruote Badge for wheels
6	Kit carburatori Weber e collett. aspirazione Kit weber carburetors and intake manifold	27	Ammortizzatore Koel posteriori Koni shock absorber, rear
7	Collezione scarico dex. Exhaust manifold, R/H	28	Distanziale Spacer
8	Collezione scarico sin. Exhaust manifold, L/H	29	Molla Spring
9	Vite Screw	30	Rott-bar completo Roti-bar, complete
10	Rondella Washer	31	Sette cinghie sicurezza normali Safety belts, standard
11	Qudo Nut	31	Cinghie sicurezza Gr. 3 (per 1 sedile) Safety belts, Gr 3 (for 1 seat)
12	Guarnizione Gasket	32	Carburatore Weber Carburettor Weber
13	Silenziatore dex. R/H muffler	33	Collettore per carburatori Weber Intake manifold for weber carb
14	Silenziatore sin. L/H muffler		
15	Coppa olio completa di pescaie Oil pan c/w pick up		
16	Ammortizzatori Koel anteriori Koni shock absorber, front		
17	Molla gas ammortizzatore Shock absorber spring		
18	Distanziale Spacer		
19	Disco freno anteriore Front brake disc		
20	Distanziale Spacer		
21	Cerchio 8" x 15" Rim, 8" x 15"		

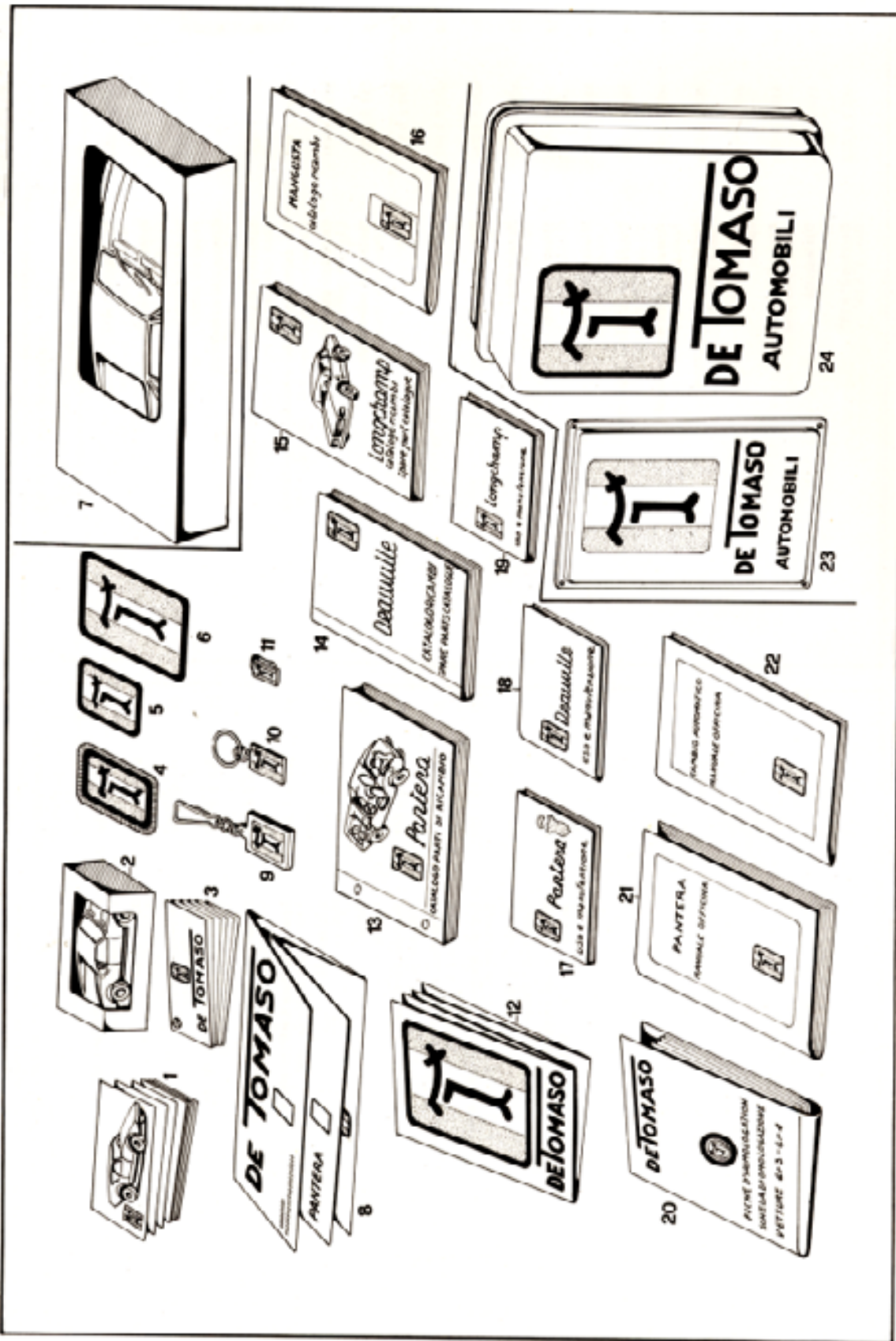
Additional discounts to Pantera Platinum Customers
Number 002



Owned and operated by DeTomaso enthusiasts
PI Motorsports, Inc./147



 **PANTERA**



None of the parts shown on this page are available other than reprints of the two Pantera Owner's Manuals.





PANTERA

N° di ordinazione Service Part N°	DENOMINAZIONE DESCRIPTION
1 000 5 8 207	Serie cartoline a colori veti. De Tomaso Set of colored cards - De Tomaso car
2 112 - 1282	Modello Pantera in metallo Miniature car, Pantera, metal
2 112 - 1281	Modello Pantera in plastica Miniature car, Pantera, plastic
3 000 5 8 179	Campionario colori veti. De Tomaso Color sampling, De Tomaso cars
4 000 5 8 181	Stemma in stoffa Fabrica badge
5 000 5 8 138	Decalcomania 70 mm x 50 mm Decal 70 mm x 50 mm
6 000 5 8 137	Decalcomania 155 mm x 85 mm Decal 115 mm x 85 mm
7 112 - 1202	Modello Pantera elettrico Electric Model, Pantera
7 112 - 1155	Modello Pantera a spinta Push model, Pantera
8 000 5 8 246	Catalogo Produzione veti. De Tomaso De Tomaso cars depliants
9 000 5 8 191	Portachiarini in cuoio Key holder, pellitinas
10 000 5 8 192	Portachiarini in argento Key holder, silver
11 000 5 8 192	Stemma da occhietto Jacket badge
12 000 5 8 193	Poster veti. De Tomaso Poster, De Tomaso
13 000 5 8 194	Catalogo ricambi Pantera Spare parts catalogue, Pantera
14 000 5 8 185	Catalogo ricambi Desauville Spare parts catalogue, Desauville
15 000 5 8 186	Catalogo ricambi Lengchamp Spare parts catalogue, Lengchamp
16 000 5 8 187	Catalogo ricambi Mangusta Spare parts catalogue, Mangusta
17 000 5 8 188	Libretto Istruzioni Pantera Pantera's hand book, Pantera
18 000 5 8 189	Libretto Istruzioni Desauville Desauville's hand book, Desauville
19 000 5 8 200	Libretto Istruzioni Lengchamp Lengchamp's hand book, Lengchamp

N° di ordinazione Service Part N°	DENOMINAZIONE DESCRIPTION
20 000 5 8 201	Ficha d'omologazione sportiva Gr. 3 - Gr. 4 Registration card Gr. 3 - Gr. 4
21 000 5 8 202	Manuale officina Pantera Workshop manual, Pantera
22 000 5 8 203	Manuale officina cambio automatico Workshop manual, automatic transmission
23 000 5 8 128	Istruina in plastica De Tomaso 40 x 99 Plastic poster, De Tomaso, 40 x 99 mm
24 000 5 8 169	Istruina lamposa bifacciale De Tomaso servizio 88 x 190 Lighted sign, twofaces De Tomaso service 88 x 190
24 000 5 8 168	Istruina lamposa monofacciale De Tomaso servizio 80 x 100 Lighted sign, De Tomaso service, single face 80 x 100





DE TOMASO
MODENA S.p.A.

Automebilità

Nuovo stabilimento:
41100 MODENA (Italia)
Via Emilia Ovest, 1250
Tel. (059) 33.81.02
Telex: 51619 DE TOMASO



Agip
SINT 2000

con olio di sintesi

questo olio jet-1

8 litro
www.agip.com

per una lubrificazione perfetta



<p>Pantera L</p>	<p>CAR: Integral body. □ ENGINE: V-8 at 90° placed in central-rear position, five bearing crankshaft, overhead-driven OHV with automatic decompression adjustment, bore and stroke 101.6x88.5, total displacement 5763 cc, max hp 330 CV. Oil Agip sint 2000. □ TRANSMISSION: five speed plus reverse synchromesh transmission self-locking. Oil Agip Flit 2000 MP 34E 90. □ SUSPENSIONS: independent front and rear suspensions variable parallelogram type with telescopic hydraulic double acting shock absorbers fitted coaxially with coil springs, transversal torsional stabilizer bars. □ BRAKES: disc brakes on 4 wheels with double power braking system. Oil Agip Flit brake fluid super HD. □ DIMENSIONS: wheelbase 2515 mm, front track 1450 mm, rear track 1460 mm, length 4270 mm, height 1100 mm, 2 seats. □ SPEED: over 268 Km/h. □ STANDARD EQUIPMENTS: air-conditioning, electric windows, pad lamps, light alloy wheels, steering-lock, head-rests, tinted glasses.</p>
<p>pantera GTS</p>	<p>CAR: Integral body. □ ENGINE: V-8 at 90° placed in central rear position, five bearing crankshaft, overhead driven OHV with automatic decompression adjustment. Bore and stroke 101.6x88.5, total displacement 5763 cc, max hp 365. Oil Agip sint 2000. □ TRANSMISSION: five speed plus reverse synchromesh transmission self-locking. Oil Agip Flit 2000 MP 34E 90. □ SUSPENSIONS: independent front and rear suspensions variable parallelogram type with telescopic hydraulic double acting shock absorbers fitted coaxially with coil springs, transversal torsional stabilizer bars. □ BRAKES: disc brakes on 4 wheels with double power braking system. Oil Agip Flit brake fluid super HD. □ DIMENSIONS: wheelbase 2515 mm, front track 1450 mm, rear track 1460 mm, length 4270 mm, height 1100 mm, 2 seats. □ SPEED: over 268 Km/h. □ STANDARD EQUIPMENTS: air-conditioning, electric windows, pad lamps, light alloy wheels, steering-lock device, head rests, tinted glasses.</p>
<p>PANTERAGRUPPO3</p>	<p>CAR: Integral body, appendix 3 - GTE car. □ ENGINE: V-8 at 90° placed in central-rear position, five bearing crankshaft, overhead-driven OHV with automatic decompression adjustment, bore and stroke 101.6x88.5, total displacement 5763 cc, max hp 330 CV. Oil Agip sint 2000. □ TRANSMISSION: five speed plus reverse synchromesh transmission self-locking. Oil Agip Flit 2000 MP 34E 90. □ SUSPENSIONS: independent front and rear suspensions variable parallelogram type with telescopic hydraulic double acting shock absorbers fitted coaxially with coil springs, transversal torsional stabilizer bars. □ BRAKES: disc brakes on 4 wheels with double power braking system. Oil Agip Flit brake fluid super HD. □ DIMENSIONS: wheelbase 2515 mm, front track 1450 mm, rear track 1460 mm, length 4270 mm, height 1100 mm, 2 seats. □ SPEED: over 268 Km/h. □ EQUIPMENTS: air-conditioning, electric windows, pad lamps, light alloy wheels, steering-lock, head-rests, tinted glasses, roll-over, fire extinguisher, emergency switch, hood hooks.</p>
<p>PANTERAGRUPPO4</p>	<p>CAR: Integral body processed as from appendix 1 international sporting code - special ground bearing rear frame. □ ENGINE: B.V. at 90° placed in central-rear position, crankshaft on 5 main bearings, four Weber carburetors, bore and stroke 101.6x88.5, total displacement 5763 cc, compression ratio 11:1, max hp over 500. Oil Agip sint 2000. □ TRANSMISSION: five speed plus reverse synchromesh transmission - self-locking. □ SUSPENSIONS: independent front and rear suspensions variable parallelogram type with telescopic hydraulic double acting shock absorbers fitted coaxially with coil springs, transversal torsional stabilizer bars. □ BRAKES: disc brakes on 4 wheels with double power braking system. Oil Agip Flit brake fluid super HD. □ DIMENSIONS: wheelbase 2515 mm, front track 1450 mm, rear track 1460 mm, length 4270 mm, height 1100 mm, 2 seats. □ SPEED: over 360 Km/h. □ EQUIPMENTS: air-conditioning, electric windows, pad lamps, light alloy wheels, steering-lock, head-rests, tinted glasses, roll-over, fire extinguisher, emergency switch, hood hooks.</p>
<p>Deauville</p>	<p>CAR: Integral body construction with tubular frame, front engine, 4 doors, 5 places. □ ENGINE: V-8 at 90° five bearing crankshaft, overhead-driven OHV with automatic decompression adjustment, bore and stroke 101.6x88.5, total displacement 5763 cc, max hp 330 CV. Oil Agip sint 2000. Automatic transmission. □ SUSPENSIONS: independent front suspension variable parallelogram type with telescopic hydraulic double action shock absorbers fitted coaxially with coil springs, independent wheel rear suspension with torsion bar and shock absorbers, front and rear stabilizer bars. □ BRAKES: disc brakes on 4 wheels with double power braking system. Oil Agip Flit brake fluid super HD. □ DIMENSIONS: wheelbase 2515 mm, front track 1450 mm, rear track 1460 mm, length 4270 mm, height 1100 mm, 5 seats. □ SPEED: 293 Km/h. □ STANDARD EQUIPMENTS: air-conditioning, power brakes, adjustable steering wheel, pad lamps, light alloy wheels, steering-lock, power steering, power brake, limited windows, electric defroster for rear glass, wipers.</p>
<p>LONGCHAMP 2+2</p>	<p>CAR: Integral body construction with tubular frame, front engine, 2 doors, 2+2 places. □ ENGINE: V-8 at 90° five bearing crankshaft, overhead-driven OHV with automatic decompression adjustment, bore and stroke 101.6x88.5, total displacement 5763 cc, max hp 330 CV. Oil Agip sint 2000 Automatic gear box oil. □ SUSPENSIONS: independent front suspension variable parallelogram type with telescopic hydraulic double action shock absorbers fitted coaxially with coil springs, independent wheel rear suspension with torsion bar and shock absorbers, front and rear stabilizer bars. □ BRAKES: ventilated disc, double hydraulic circuit, power brakes. Oil Agip brake fluid super HD. □ DIMENSIONS: wheelbase 2600 mm, front track 1320 mm, rear track 1320 mm, length 4300 mm, width 1830 mm, height 1195 mm, 2+2 seats. □ SPEED: 210 Km/h. □ STANDARD EQUIPMENTS: air-conditioning, power brakes, adjustable steering wheel, pad lamps, light alloy wheels, steering-lock, power steering, reclining seats, head rests, leather upholstery, tinted windows, electric defroster for rear glass, wipers.</p>

Per ulteriori dati sui veicoli, visitate il sito www.deltatomo.com





...CIRCO D'ITALIA 1971...



PANTERA GRUPPO4



De Tomaso preferiva Agip



Veniva berlinese monozucco, con cofano per ruote motrici e cofano. Chiuso nel gruppo 4 - prestazioni speciali, sensibili (torrioni) dall'ordine statico all'impulso. Anche il cilindro a V di 40". In posizione posteriore centrale, oltre a girare il supporto, 4 carburatori Weber doppio-corpo, elettroiniettore 01/448/5, cilindro totale 5153 cm³, rapporto di compressione 11:1, sovralimentazione oltre 500 CV a 3000 giri/min. Olio Agip Sint 2000.

Cambio a 3 velocità sincronizzato a retromarcia, differenziale autobloccante. Olio Agip Ft Riva 80 SAE 90.

Sospensioni: anteriori a geometria a ruota inclinata con quadrilateri deformabili ed ammortizzatori idraulici a sfere e doppiu sfere, centrali con molle ad elica, barre stabilizzatrici torsionali trasversali.

Freni: a disco sulle 4 ruote con doppio circuito frenata. Olio Agip Ft Riva Fluid super HD. Dimensioni: passo 2510, lunghezza massima 4270, altezza massima 1100, peso 2 pneumatici: 1800 kg 15".

Prestazioni: velocità massima oltre 300 km/h.

AG - I dati tecnici possono variare senza preavviso.

Additional discounts to Pantera Platinum Customers
Number 002



Owned and operated by DeTomaso enthusiasts
PI Motorsports, Inc./151

PANTERAGRUPPO3



Vettura berlina monoscocca snodagata nel gruppo 3, GT di serie.
Motore 8 cilindri a V di 90° in posizione posteriore centrale, albero a gomiti su 5 supporti, valvole in testa comandate da albero di distribuzione nel basamento, recupero del gioco automatico. Alzacchiave-corsa 1014x88,3, cilindri in lega 57,3 mm, potenza 230 CV, Otto Agip Sint 2000.

Cambio a 5 velocità, sincronizzato + retromarcia, differenziale autobloccante.
 Otto Agip Fl Runa MP SAE 90.

Sospensioni: anteriori a sovratori a ruote indipendenti con quadrilateri deformabili ed ammortizzatori idraulici telescopici a doppio effetto, coassiali con la molla ad elicoidi, barre stabilizzatrici torsionali trasversali.

Freni: a disco sulle 4 ruote con doppio circuito frenante. Otto Agip Flberia Full sizer HD.

Dimensioni: passo 2515, carreggiata anteriore 1450, posteriore 1465, largh. 4270, ab. 1100, volti 2.

Velocità: oltre 260 Km/h.

Accessori: orologio condizionale, altoparlanti esterni, fari allojodio, ruote in lega leggera, bloccasterzo appoggio-testa, cruscotti alternati azerone, Bull-bar, attilioni, interruttori d'emergenza, ganci di sicurezza per cinture.





pantera GTS



Versione: Inter-Italia montacorsa.

Motore: 6 cilindri e V di 90°, in posizione posteriore-centrale, oltre motore di 5 supporti, valvole a testa comandate da un albero a girante nel basamento, iniezione dal gioco automatico, Alloggiamento 3016488, cilindrata totale 5742 cmc, potenza 350 CV, 0-100 Km/h 5,4 sec 2000.

Cambio: a 5 velocità sincronizzate + inibitore, differenziale autobloccante.

Olio: Agip FI 8000 40° SAE 90.

Sospensioni: anteriori e posteriori a ruote indipendenti con quadrilateri laterali ed omorrotori sfiorati o doppi sfiorati, coassiali con molla ad elica, barre stabilizzatrici per entrambi i assi.

Freni: a disco sulle 4 ruote con doppio tirante frenata. Olio Agip FI brake fluid super 710.

Dimensioni: passo 235, carreggiata anteriore 1450, posteriore 1460, lunghezza 4270, altezza 1100, 3 posti 2 pneumatici anteriori C 5075, posteriori H 4075.

Velocità: 185 Km/h.

Accessori: standard: orlo cronometro, altoparlanti elettrici, fari alla jada, ruote in lega leggera, bloccasterzo, copripigi-sterzo, cerchi ottomani 22x100.

Additional discounts to Pantera Platinum Customers
Number 002



Owned and operated by DeTomaso enthusiasts

PI Motorsports, Inc./153



Versioni: berlina e monoscocca.
Motore: 8 cilindri a V di 90°, in posizione posteriore centrale, libero e gestito su 5 supporti, valvole in testa comandate da albero a distribuzione sul banchetto, riscopo del grasso automatico. Alloggiamento 107,6x118,5, cilindro totale 5753 cmc, potenza 330 CV.
Olio: Agip Intal 2000.

Cambio: a 5 velocità sincronizzato + retromarcia, differenziale autobloccante.
Olio: Agip 71 Extra NP SAE 90.

Sospensioni: anteriori a posteriori a ruote indipendenti con quadrilateri deformabili ed ammortizzatori idraulici telescopici a doppio effetto, assiali con la molla ad elica, barre stabilizzatrici torsionali trasversali.

Freni: a disco sulle 4 ruote con doppio circuito frenante. Olio Agip Formula 400 motor HD.
Dimensioni: passo 2515, carreggiata anteriore 1450, posteriore 1465, lunghezza 4270, ab. 1100, posti 2.
Velocità: oltre 260 Km/h.

Accessori standard: orologio retrovisore, alzacristalli elettrici, fari allo jafin, ruote in lega leggera, bloccasterzo appoggiatesta, cristalli ultrapiatti azzurrati.



Pantera L





Designed by Ghia, the renowned Italian coachbuilder, the sleek two seater, displaying the grace and beauty of a GT thoroughbred, has made Pantera one of the most impressive vehicles of its type and price ever offered in the U.S.

The Pantera GTS, the latest and most exotic edition from Ghia, is specifically aimed at the avid driving enthusiast who demands high standards in motoring, handling, maneuverability and performance.



The sleek exterior design lines of the Pantera are highlighted by a sporty appearance group consisting of a black out hood • trunk lid • flared fender extensions • black exterior molding • bright exhaust extensions and Pantera GTS lettering along the rocker panels. Interior appointments include a new electric clock. Special Pantera GTS script identification appears on the rear panel and on a new sports steering wheel. The Ghia crest is proudly displayed on the front bumper.

The GTS is available in three exclusive paint colors. Dark Red, Yellow Gold and Silver.

SPECIFICATIONS

Engine:

Number of Cylinders 8
 Bore x Stroke 4.0" x 3.5"
 Displacement 351 cubic inches
 Carburetion Single 4V
 Exhaust System Dual Custom-made Tubular Steel
 Valve Train Canted Valves with Hydraulic Lifters

Transmission:

Manual, Five Speeds Forward, Plus Reverse
 Ratios
 1st — 2.23:1
 2nd — 1.47:1
 3rd — 1.04:1
 4th — 0.846:1
 5th — 0.705:1
 R — 2.87:1
 Axle Ratio 4.22:1
 Clutch Single Dry Plate

Chassis

Monocoque

Wheels:

Cast Magnesium, Front — 15" x 7"
 Cast Magnesium, Rear — 15" x 8"

Tires:

Front — C60-15
 Rear — H00-15

Brakes:

Front — 11.1" Power Disc
 Rear — 11.8" Power Disc

Suspensions:

Independent front and rear

Steering:

Rack and Pinion

Curb Weight:

(with gas, oil and water) 3,280 lbs.

Weight Distribution:

Front / Rear — 41% / 59%

Dimensions:

Wheelbase 98.4"
 Track, Front 57.1"
 Track, Rear 57.5"
 Overall length 175.3"
 Overall Width 71.3"
 Overall height 44.4"

Optional Equipment: AM-FM Stereo Radio (dealer installed).
 Available Colors: Dark Red • Yellow Gold • Silver

While the information shown herein was in effect when approved for printing, Ford Marketing Corporation reserves the right to discontinue, or change at any time, specifications or designs without notice and without incurring any obligations.

Pantera GTS by Ghia
 Imported for Lincoln-Mercury

LINCOLN-MERCURY DIVISION



Litho in U.S.A.

Form No. P74-GTS

Additional discounts to Pantera Platinum Customers

Number 002








Owned and operated by DeTomaso enthusiasts

PI Motorsports, Inc./155



At the Vignale Carrozzeria, extension works are being made to enlarge production of the deTomaso Pantera bodies.



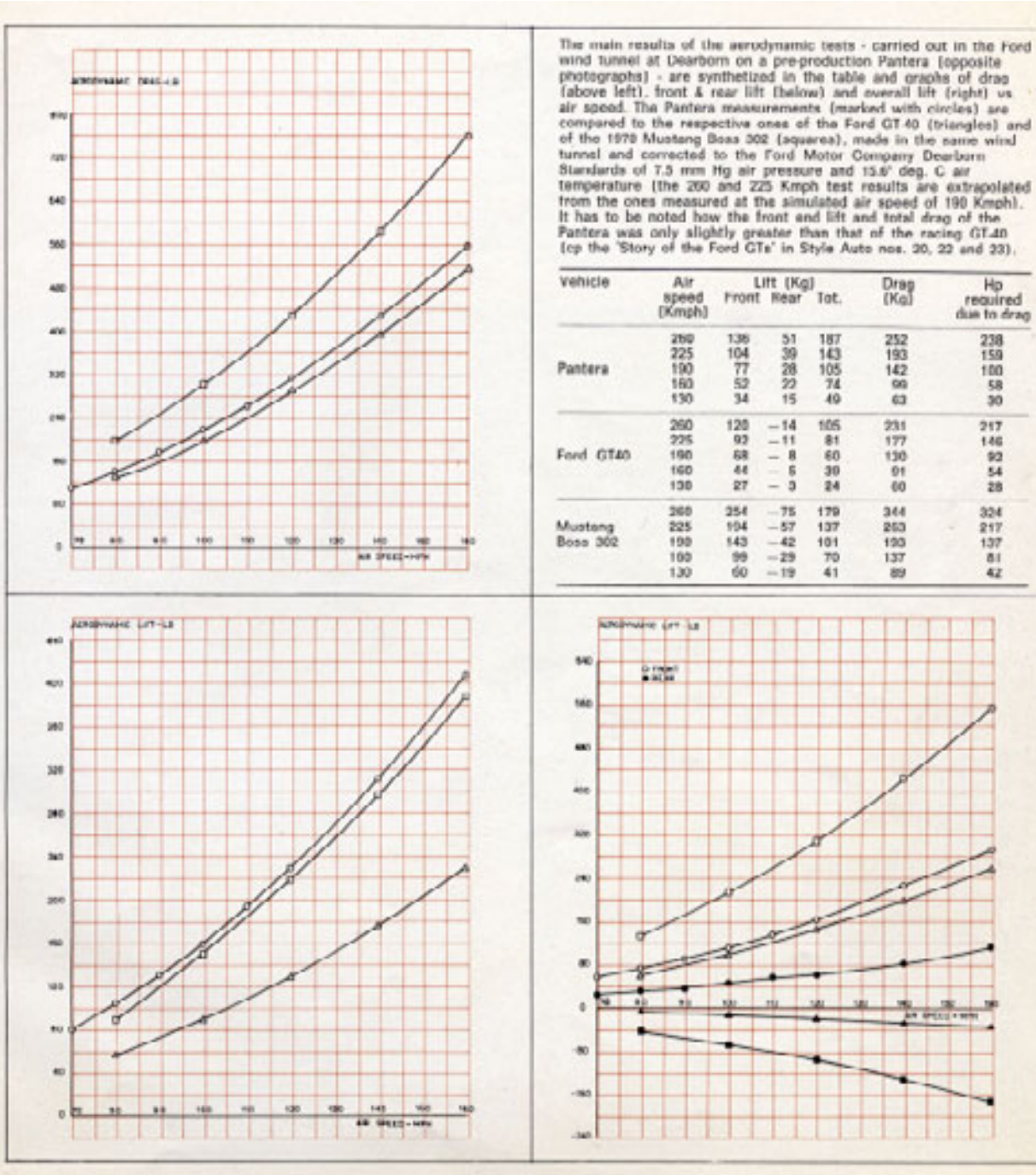


Additional discounts to Pantera Platinum Customers
Number 002



Owned and operated by DeTomaso enthusiasts
PI Motorsports, Inc./157







Monza -April 24, 1972 Casoni-Pooky #14 on the grid - 7th at the finish after 122 laps



Aldo Zana photo



A rare photo of a factory Group 4 engine with spare tire



Aldo Zana photo



Aldo Zana photo

Additional discounts to Pantera Platinum Customers
Number 002



Owned and operated by DeTomaso enthusiasts
PI Motorsports, Inc./159





Left: Alejandro DeTomaso in 1970
Above: The founder, Alejandro DeTomaso at his factory in Modena, Italy, supervising work on the DeTomaso Guara prior to his death May 21, 2003 at the age of 74.



Above: Tom Tjaarda, the designer of the Pantera in 1975
Right: Tom Tjaarda today in Torino, Italy where he resides and still designs the world's most beautiful automobiles.



Above: This is the last Pantera ever built. It is a Pantera 200 Si, chassis number 9641. It is on display in the DeTomaso Museum in Modena, Italy. PIM customer Franz Krump photo.

Above: Shown at the DeTomaso factory is this full scale model of the next generation Pantera. Factory and DeTomaso Museum tours can be arranged for DeTomaso enthusiasts.

friendly advice is only a telephone call away



1040 North Batavia, Suite G
 Orange, California 92867
Telephone: 714-744-1398
Fax: 714-744-1397
email: pantera@pim.net
www.pim.net

