

# 2011 Accessibility Guide & Height/Weight Restrictions



**Table of Contents**

Introduction..... 4  
Obtaining a Ride Boarding Pass ..... 4  
Ride Access..... 4  
Parking ..... 4  
Family Restrooms ..... 4  
First Aid ..... 4  
Telephone..... 4  
Air-Conditioning ..... 4  
Restaurants & Gift Shops..... 4  
Theaters..... 4  
Holiday World Ride Entry Guidelines for Guests with Disabilities ..... 5  
If Your Party Exceeds Four Riders ..... 5  
Rides Requiring a Specific Boarding Time (see list on Ride Boarding Pass)..... 5  
For Rides Not Requiring a Specific Boarding Time (those not listed on the Ride Boarding Pass) ..... 5  
Ride Safety and Accessibility ..... 6  
State of Indiana Patron Responsibility ..... 6  
Fun and Safety Symbols ..... 6  
**CHRISTMAS SECTION/RUDOLPH’S REINDEER RANCH** ..... 7  
Comet’s Rockets ..... 7  
Dancer’s Thunder Bumpers Junior ..... 7  
Dasher’s Seahorses ..... 7  
Prancer’s Merry-Go-Round ..... 7  
Reindeer Games ..... 7  
Rudolph’s Round-Up ..... 7  
**HALLOWEEN SECTION**..... 8  
Frightful Falls..... 8  
HallowSwings ..... 8  
Legend..... 8  
Raven ..... 8  
Scarecrow Scrambler ..... 8  
**FOURTH OF JULY SECTION** ..... 9  
Eagle’s Flight ..... 9  
Freedom Train..... 9  
Indian River ..... 9  
Lewis & Clark Trail ..... 9  
Liberty Launch..... 9  
Paul Revere’s Midnight Ride ..... 9  
Raging Rapids ..... 10  
Revolution..... 10  
Rough Riders Bumper Cars ..... 10  
Salmon Run..... 10  
Star Spangled Carousel ..... 10  
**FOURTH OF JULY/HOLIDOG’S FUNTOWN** ..... 11  
Doggone Trail ..... 11  
Holidog’s Treehouse ..... 11  
Howler..... 11  
Just for Pups ..... 11

Magic Waters .....	11
THANKSGIVING SECTION .....	12
Gobbler Getaway .....	12
Pilgrims Plunge .....	12
Turkey Whirl .....	12
Voyage .....	12
Splashin' Safari Water Park .....	13
AmaZOOM .....	13
Bahari Wave .....	13
Bahari River .....	13
Bakuli .....	14
Bamboo Chute .....	14
Congo River .....	14
Crocodile Isle .....	14
Jungle Racer .....	14
Kima Bay .....	15
Monsoon Lagoon .....	15
Otorongo .....	15
Safari Sam's SplashLand .....	15
Watubee .....	15
Wave .....	16
Wilbebest .....	16
Zinga .....	16
ZOOMbabwe .....	16
Oxygen Tanks on Rides and Slides .....	17
Service Animals on Rides .....	17

## Introduction

Welcome to Holiday World & Splashin' Safari! We hope this Guide will assist you during your visit.

This Guide was compiled with the assistance of The Easter Seals Rehabilitation Center of Evansville, Indiana, in an effort to assist Guests in choosing rides during their visit to Holiday World & Splashin' Safari.

All Guests should be aware that, although remote, there is always the possibility that an emergency situation could occur which would necessitate evacuation from a ride or ride area. These occasions are rare; however Guests should be aware of this and exercise good judgment before boarding Holiday World's & Splashin' Safari rides and slides. When choosing rides which include heights, Guests with disabilities should be accompanied by a person capable of helping to evacuate them in case of emergency.

Please observe warnings outlined in this Guide. The information in this Guide was fully updated before the start of the 2011 season; however, the Management at Holiday World & Splashin' Safari reserves the right to adjust any of the restrictions listed here.

**The Management of Holiday World & Splashin' Safari also reserves the right to refuse any Guest access to a ride which Management deems unsafe for the individual. Any Guest who does not fit properly in the ride restraint will not be permitted to ride.**

## General Information

**Obtaining a Ride Boarding Pass** Guests with disabilities should go to Guest Relations at the Front Gate or one of the Height Measurement Stations in the parks to be issued a Holiday World Ride Boarding Pass.

**Ride Access** All Holiday World ride accesses are through the ride exit with the exception of Holidog's Treehouse, Just for Pups and Magic Waters, which do not have a specific entry or exit point. Guests needing special ride boarding arrangements due to physical limitations should request a Ride Boarding Pass at the available locations. Please hold up your Ride Boarding Pass when you arrive at the ride's exit gate to alert the ride operator. The same process will be used for boarding the Wildebeest in Splashin' Safari.

**Parking** Free parking for Guests with disabilities is available near the Front Gate and at the east end of the Legend Parking Lot on a first come, first served basis.

**Family Restrooms** There are three Family Restroom locations in Splashin' Safari; one next to Safari Sam's SplashLand, one between Bahari Wave Pool and Bahari River and one between the Wave and Monsoon Lagoon. In Holiday World, Family Restrooms are located by Pilgrims Plunge. Please check a park map for other restroom locations.

**First Aid** An air-conditioned First Aid Station is located at the entrance to Splashin' Safari, in the Halloween section across from HallowSwings. If a flat surface is needed to help change Guests with disabilities, please use this location.

**Telephone** A wheelchair-accessible telephone is available near the ticket booth area at the front gate.

**Air-Conditioning** To cool off in air-conditioned comfort during your day, visit Kringle's Kafé, Plymouth Rock Caf  or Mrs. Klaus' Kitchen, or take a ride on Gobbler Getaway (height, weight, and physical restrictions apply on this ride).

**Restaurants & Gift Shops** All Restaurants and Gift Shops in Holiday World & Splashin' Safari are wheelchair accessible. Check a park map for locations.

**Theaters** Holiday World has three theaters: Santa's Storytime Theater in the Christmas section, Hoosier Celebration Theater in the Fourth of July section, and the Aqua Theater in the Halloween section. Wheelchairs can be accommodated in all theaters. Check a park map for theater locations and show times.

Questions or Comments? Send emails to [fun@holidayworld.com](mailto:fun@holidayworld.com) or call 1-877-463-2645.

## **Holiday World Ride Entry Guidelines for Guests with Disabilities**

To be issued a Holiday World Ride Boarding Pass, Guests with disabilities should go to Guest Relations at the Front Gate or one of the Height Measurement Stations in Holiday World or Splashin' Safari. (Guests with non-apparent disabilities are asked to bring a doctor's statement.) Each Guest with a disability will need his or her own Ride Boarding Pass, which will include up to three of his/her accompanying family members, caretakers, and/or companions. One or more of the accompanying Guests should be physically able to assist the Guest with a disability on and off the ride, if help is required. Ease of boarding rides varies and must be taken into consideration when deciding which rides to ride. Most rides will require that a Guest with a physical disability be lifted on and off the ride.

The Guest with the disability must ride in order for his/her accompanying Guests to take advantage of the Ride Boarding Pass. If the Guest with the disability chooses not to ride, his/her party must wait in the ride line.

### **If Your Party Exceeds Four Riders**

When the riding party totals more than 4, the majority of the group should get in the ride line. Another member of the party should go to the ride exit explaining to the ride operator that part of the group is already standing in line. Guests boarding through the exit should wait until their party is getting close to boarding the ride before coming to the ride exit. Guests are asked to please not block the exit while waiting for Guests in line.

### **Rides Requiring a Specific Boarding Time (see list on Ride Boarding Pass)**

1. Any member of the party may take the Ride Boarding Pass to the ride exit and request a boarding time. A boarding time (based on the approximate length of the line at the time of the request) will be assigned and written on the Ride Boarding Pass in the area designated for that ride. The time will be authenticated when it is written on the Ride Boarding Pass.
2. Once the party has been assigned a boarding time on their Ride Boarding Pass, they may ride another ride that does not require a boarding time, play a game, eat a snack, or wait in a comfortable location until it is time to board.
3. When the boarding time arrives, the Guest with a disability and up to three additional Guests may proceed to the ride's exit. The party will ride within the next several ride cycles when directed by the ride operator. (If the boarding time passes, Guests may still ride. You can be "late," but not "early.")
4. Guest must ride the ride in which they first received a boarding time before being given another boarding time at a different ride.
5. We recommend that Guests needing assistance transferring from a wheelchair to a ride visit with a companion. Our ride Hosts and Hostesses will provide information or answer questions; however they are not specially trained to assist in transferring to and from a ride vehicle and may not be able to do so.

### **For Rides Not Requiring a Specific Boarding Time (those not listed on the Ride Boarding Pass)**

1. The Guest with a disability and up to 3 additional Guests may enter the ride through the exit when directed by the ride operator.
2. The party will be asked to wait briefly and will be invited to board after a few cycles.

## Ride Safety and Accessibility

The safety of Guests and employees is the #1 priority at Holiday World & Splashin' Safari. Safety is a shared partnership between the park and our Guests. The Management of Holiday World & Splashin' Safari reserves the right to refuse any Guest access to a ride which Management deems unsafe for the individual. Please observe and review safety signs and the appropriate ride section in the Accessibility Guide. After considering the ride restrictions, Guests should make an informed decision using good judgment whether the Guest with a disability should ride.

Please also note:

- Due to the design of certain rides, large Guests (in terms of height and/or weight) or Guests of unusual body proportions may be unable to ride all attractions.
- Hearing devices and other electronic devices may be damaged by water on water rides. Please take necessary precautions to protect these items. Due to the fact that many rides vibrate, Guests should take necessary precautions to protect hearing devices and eyeglasses on all rides.
- For the safety of Guests nearby, those wearing prosthetic and orthotic devices may be unable to ride due to the inability to be properly restrained during the ride or attraction. Guests must securely lock or remove any prostheses before boarding to ensure everyone's safety. Please be advised if a Guest has two artificial legs and they are removed for safety reasons, height restrictions could restrain the Guest from riding. Please be aware if prosthetic limbs are removed sometimes the residual limbs will not allow the safety restraints to work properly. If this occurs, the Guest cannot ride.
- Unless otherwise indicated, one Guest may not ride on another Guest's lap.
- We recommend that Guests needing assistance transferring from a wheelchair to a ride visit with a companion. Our ride Hosts and Hostesses will provide information or answer questions; however they are not specially trained to assist in transferring to and from a ride vehicle and may not be able to do so.

## State of Indiana Patron Responsibility

Indiana Administrative Code Title 685 Section 1-2-4 requires the following of amusement device patrons:

- Patrons have a duty to not participate in or on any amusement ride, device or attraction when under the influence of drugs or alcohol.
- Patrons have a duty to properly use all ride or device safety equipment provided.

## Fun and Safety Symbols

The Fun and Safety Symbols shown at the bottom of each page have been designed to assist Guests in selecting rides best suited to their physical condition. These symbols are posted at the rides (mainly the line entrances) and indicate certain physical conditions that may be aggravated or affected by the ride.



## CHRISTMAS SECTION/RUDOLPH'S REINDEER RANCH

**Comet's Rockets** - E (please note symbols below) - This ride rises to approximately 7 feet in a low-speed, circular motion; gentle ride intended for young children.

*Height/Weight Requirement:* Guests must be less than 54" tall to ride. Maximum weight limit per seat is 65 pounds.

*Physical Requirement:* Child must be able to sit up and hold on.

**Dancer's Thunder Bumpers Junior** - E (please note symbols below) - This is a children's water ride. Water depth is 16 inches. If not steered correctly the boat may spin in circles.

*Height/Weight Requirement:* Guests must be less than 54" tall to ride. Maximum weight limit per boat is 65 pounds.

*Physical Requirement:* Child must be able to sit up, hold on and turn the steering wheel. Since there are no seat belts, child must remain seated until the ride operator has directed them to their party.

**Dasher's Seahorses** - E (please note symbols below) - This is a low-speed, circular-motion, gentle ride intended for young children.

*Height/Weight Requirement:* Guests must be less than 54" tall to ride. Maximum weight limit per seahorse is 65 pounds.

*Physical Requirement:* Child must be able to sit up without back support and hold on.

**Prancer's Merry-Go-Round** - E (please note symbols below) - This is a low-speed, circular-motion, gentle ride intended for young children. No bench seats.

*Height/Weight Requirement:* Guests must be less than 54" tall to ride. Maximum weight limit per horse is 65 pounds.

*Physical Requirement:* Child must be able to sit up without back support and hold on. An adult may stand by and assist holding the child. Adults should be positioned to balance the weight.

**Reindeer Games** - A, B, C, D, E (please note symbols below) - This is small version of the Liberty Launch "tower" ride with individual seats. Strong up and down movement.

*Height/Weight Requirement:* Guests must be at least 42" tall to ride. Maximum weight limit is 165 pounds per seat.

*Physical Requirement:* Child must be able to sit up and hold on.

*Description of Seat and Safety Restraints:* Overhead lap bar.

**Rudolph's Round-Up** - A, B, C, D, E (please note symbols below) - This ride rises up to 3 feet in a low-speed, circular motion; gentle ride intended for families. Front seat riders may use a joystick to raise the sleigh up to 3 feet in the air.

*Height/Weight Requirement:* Guests must be 36" tall to ride. Maximum weight limit per person is 170 pounds.

*Physical Requirement:* Child must be able to sit up and hold on.



## HALLOWEEN SECTION

**Frightful Falls** – A, B, C, D, E (please note symbols below) - This is a log flume water ride. Guests should be prepared for strong backward forces, side-to-side forces, and splashing water as log flume descends final ramp. Ride includes a trip through a dark tunnel. Guests with disabilities should be accompanied by a person capable of helping evacuate them from heights in case of emergency.

*Height & Weight Requirements:* Guests must be at least 36" tall to ride; children 36"-48" tall must ride with someone 18 or older. Maximum combined weight: 680 pounds per log.

*Physical Requirement:* Guests must be able to enter and exit the 4-passenger moving log, sit upright, and hold on. No seat belts.

**HallowSwings** - A, B, C, D, E (please note symbols below) - This ride takes riders in a circular, tilting motion on individual swing seats. Guests should be prepared for circular motion and heights up to 45 feet.

*Height Requirement:* Guests must be at least 48" tall to ride.

*Physical Requirement:* Guests must be able to sit up unsupported, hold on, and be restrained by a safety bar.

*Description of Seat and Safety Restraints:* There are two different individual seat sizes measuring 15" and 19" across with a lap chain.

**Legend** - A, B, C, D, E (please note symbols below) - This is a wooden roller coaster that provides a ride similar to The Raven (see below), but is longer, taller, faster, and includes 4 tunnels plus a double helix. Guests with disabilities should be accompanied by a person capable of helping to evacuate them from heights in case of emergency.

*Height Requirement:* Guests must be at least 48" tall to ride.

*Physical Requirement:* Guests must be able to sit upright, hold on, and be restrained by a seat belt and lap bar.

*Description of Seat and Safety Restraints:* Bench seats have a seat divider; base of each seat is 15 inches across.

Each seat has an individual seat belt, which encircles a maximum of 64 inches when fully extended (the ends attach in the back corners); there's also an individual lap bar that pulls down and must be latched. There is a test seat available at the entrance to the Legend.

**Raven** - A, B, C, D, E (please note symbols below) - This is a wooden roller coaster that provides steep drops, twists and turns, with strong forces from all directions. There is a brief trip through a dark tunnel. Guests with disabilities should be accompanied by a person capable of helping to evacuate them from heights in case of emergency.

*Height Requirement:* Guests must be at least 48" tall to ride.

*Physical Requirement:* Guests must be able to sit upright, hold on, and be restrained by a seat belt and lap bar.

*Description of Seat and Safety Restraints:* Bench seats have a seat divider; base of each seat is 15 inches across.

Each seat has an individual seat belt, which encircles a maximum of 62 inches when fully extended (the ends attach in the back corners); there's also an individual lap bar that pulls down and must be latched. There is a test seat available at the entrance to the Raven.

**Scarecrow Scrambler** - A, B, C, D, E (please note symbols below) - Riders should be prepared for strong side-to-side forces and circular movement.

*Height Requirement:* Guests must be at least 36" tall to ride; children 36"-48" tall must ride with someone 18 or older. Maximum number of riders per car: 3 Guests.

*Physical Requirement:* Guests must be able to sit up, hold on, and be restrained by a seat belt and lap bar. Smaller Guests should sit away from the stairs or not the cushion side.





## FOURTH OF JULY SECTION

**Eagle's Flight** - A, B, C, D, E (please note symbols below) - This is a series of 2-seater "eagles," suspended from cables which elevate Guests, taking them on a circular ride. Guests may move "eagle" side to side manually. Seat belt extenders are available.

*Height/Weight Requirement:* Guests must be at least 36" tall to ride; children 36"-42" tall must ride with someone 18 years or older. Maximum combined weight: 400 pounds per bird.

*Physical Requirement:* Guests must be able to sit up and hold on. Guests with disabilities and small children should ride away from the opening and with an accompanying Guest.

**Freedom Train** - E (please note symbols below) - This is a child-sized replica of a passenger train. Guests may sit on bench seats in the open car. Small children (and adults who fit) may ride inside the enclosed car.

*Height Requirement:* No height requirement.

*Physical Requirement:* Children must be able to sit up or be held by accompanying Guests.

**Indian River** - E (please note symbols below) - This children's ride provides canoes which seat 1 to 4 children, depending on their combined weight.

*Height/Weight Requirement:* Guests must be less than 54" tall to ride. Maximum combined weight: 200 pounds per canoe.

*Physical Requirement:* Guests must be able to sit up independently and hold on. Since there are no seat belts children must remain seated until the ride operator has directed them to unload.

**Lewis & Clark Trail** - A, D, E (please note symbols below) - This is a gas-powered antique car ride. Guests experience some front-to-back and back-to-front forces.

*Height/Weight Requirement:* If the driver is less than 42" tall, the front seat passenger should be tall enough to help steer and push the foot pedal without either rider standing. Maximum combined weight: 800 pounds for 4-seat cars, 400 pounds for 2-seat cars.

*Physical Requirement:* Small children must be held by an adult or be similarly restrained to avoid bumping or falling out. Guests with disabilities must remain seated and have an accompanying Guest in the car with them. Since there are no seat belts children must remain seated until the ride operator has directed them to unload.

**Liberty Launch** - A, B, C, D, E (please note symbols below) - This is an 8-story "tower" ride with individual seats. Guests should be prepared for extreme up and down movement.

*Height Requirement:* Guests must be at least 48" tall to ride.

*Physical Requirement:* Guests must be able to sit up, hold on, and be restrained by an overhead lap bar and seatbelt.

*Description of Seat and Safety Restraints:* Overhead lap bar. Seat measures approximately 14" across.

**Paul Revere's Midnight Ride** - A, B, C, D, E (please note symbols below) - This is a "spider ride." Guests should be prepared for strong side-to-side, up-and-down, and circular motions.

*Height/Weight Requirement:* Guests must be at least 36" tall to ride; children 36"-48" tall must ride with someone 18 years or older. Maximum weight limit: 400 pounds per car.

*Physical Requirement:* Guests must be able to be restrained by a lap bar, sit upright, hold on, and remain seated until the ride operator has directed them to unload.



**Raging Rapids** - A, B, C, D, E (please note symbols below) - This is a river rapids ride with strong front-to-back and side-to-side forces, plus rapidly changing turbulence. Guests may be assigned specific seats on the boat, as weight should be balanced for safety. Most Guests become soaked by water from the side and overhead; ride includes a trip through a dark tunnel. Guests wearing glasses should either wear a strap or store glasses safely before boarding. Guests with disabilities should be accompanied by a person capable of helping to evacuate them in case of emergency.

*Height/Weight Requirement:* Guests must be at least 36" tall to ride; children 36"-48" tall must ride with someone 18 years or older. Maximum combined weight of the riders should not exceed 1,360 pounds.

*Physical Requirement:* Guests must be able to enter and exit the 8-passenger moving boat, be restrained by a seat belt, sit upright, and hold on. Instruct the ride operator if the station belt needs stopped to load or unload.

*Description of Seat and Safety Restraints:* seat belts encircle a maximum of 57 inches when fully extended; sorry, no seat belt extenders, as per the manufacturer). There is a test seat available at the entrance of Raging Rapids.

**Revolution** - A, B, C, D, E (please note symbols below) - This is a rotor-circular ride that rises up, tilts, and goes in a circular motion.

*Height Requirement:* Guests must be at least 42" tall to ride.

*Physical Requirement:* Guests must be able to stand up unsupported, hold on, and be prepared for circular motion and heights.

**Rough Riders Bumper Cars** - A, B, C, D, E (please note symbols below) - This ride provides strong front-to-back and side-to-side motions and frequent bumps from the side, front, and back.

*Height/Weight Requirement:* Guests must be at least 42" tall to ride; children 42"-48" tall must ride with someone 18 years or older. Maximum weight limit: 440 pounds per car.

*Physical Requirement:* To drive cars Guests should be able to operate the car properly (turn the wheel and press and hold the foot-pedal down), sit upright and be restrained by a seat belt. As a passenger Guests must be able to sit upright and be restrained by a seat belt.

**Salmon Run** - A, E (please note symbols below) - This is a children's ride with individual fish-shaped cars which go up and down in a circular motion.

*Height Requirement:* Guests must be less than 54" tall to ride. One child per fish; maximum weight 65 pounds.

*Physical Requirement:* Guests must be able to sit up, hold on and be restrained by a seat belt.

**Star Spangled Carousel** - A, D, E (please note symbols below) - This is a carousel ride where animals move up and down and in a circular motion. Chariots move in a circular motion.

*Height/Weight Requirement:* If the Guest is less than 42" someone 18 years or older must stand beside the animal the child is riding on or sit next to the child in a chariot seat to assist them. Maximum weight limits: 200 pounds per animal; maximum combined weight per chariot 680 pounds. Guests, 18 years or older, may stand next to a Guest with a disability. When riding in chariots, smaller Guests and Guests with a disability may be held on laps.

*Physical Requirement for Riding Animals:* Guests must be able to sit upright without back support and be able to hold on. Only one Guest per animal.



## FOURTH OF JULY/HOLIDOG'S FUNTOWN

**Doggone Trail** - A, B, C, D, E (please note symbols below) - This is a jeep ride with some front-to-back and back-to-front forces. Seat belt extenders are available.

*Height Requirement:* Guests under 42" tall must ride with someone 18 years or older in the jeep.

*Physical Requirement:* Guests must be able to sit upright and be restrained by a seat belt.

**Holidog's Treehouse** - A, D, E (please note symbols below) - This is a three-story interactive play structure. Throughout the treehouse there are ladders, web climbs, rock-climbing walls, and slides. Parents are encouraged to accompany their children and provide assistance. Shoes are permitted on this attraction with the exception of the metal slides.

*Ride Access:* There is not a specific entrance or exit.

*Height Requirement:* None.

*Physical Requirement:* Guests must be able to climb or pull themselves up along the various passageways and go on the metal slides alone.

**Howler** - A, B, C, D, E (please note symbols below) - This ride is a family-sized roller coaster with small dips and turns. Guests with disabilities should be accompanied by a person capable of helping to evacuate them from heights in case of emergency.

*Height Requirement:* Guests must be at least 36" tall to ride; children 36"-42" tall must ride with someone 18 years or older.

*Physical Requirement:* Guests must be able to sit upright, hold on, and be restrained by a lap bar.

**Just for Pups** - This is a toddler's version of Holidog's Treehouse, with two small structures, two slides, plus several interactive toys.

*Ride Access:* There is not a specific entrance or exit.

*Height Requirement:* None.

*Physical Requirement:* None.

**Magic Waters** - This is an interactive water "sprayground" with a series of water geysers shooting up out of the ground. Children and adults are invited to take off their shoes and play in the water. Children in diapers must wear swim diapers.

*Ride Access:* There is not a specific entrance or exit.

*Height Requirement:* None.

*Physical Requirement:* None.



## THANKSGIVING SECTION

**Gobbler Getaway** – D, E (please note symbols below) - This is an interactive “dark ride” with slow-moving, four-passenger cars. The three-minute ride features lighting effects including black light, strobe lights, and mirror-ball projections. Several spice scents will also be experienced. Guests with disabilities should have an accompanying Guest in the car with them capable of helping to evacuate them in case of emergency.

*Height/Weight Requirement:* Guests under 48” tall must ride with someone 18 years or older in the car. Maximum combined weight: 880 pounds per 4-seat car.

*Physical Requirement:* Guests must be able to sit upright and be restrained by a lap bar.

**Pilgrims Plunge** - A, B, C, D, E (please note symbols below) - This is a shoot-the-chute ride with an open-air elevator carrying riders to a height of 135 feet. Guests should be prepared for strong backward and side-to-side forces, and drenching water as boats descend the 131-foot drop. Guests with disabilities should be accompanied by a person capable of helping to evacuate them from heights in case of emergency. Balancing of the boats is very important; riders may be asked to sit in a specific seat. Inform ride operators if the station belt needs to be stopped to load or unload Guests.

*Height/Weight Requirement:* Guests must be at least 47” tall barefoot to ride or at least 48” tall with shoes on to ride. Maximum combined weight: 1750 pounds per boat.

*Physical Requirement:* Guests must be able to sit upright, hold on, and be restrained by an overhead lap bar.

**Turkey Whirl** - A, B, C, D, E (please note symbols below) - Riders should be prepared for strong side-to-side forces and circular movement.

*Height/Weight Requirement:* Guests must be at least 36” tall to ride; children 36”-48” tall must ride with someone 18 years or older. Maximum combined weight: 800 pounds per car.

*Physical Requirement:* Guests must be able to sit upright, hold on, and be restrained by a lap bar.

**Voyage** - A, B, C, D, E (please note symbols below) - This wooden roller coaster features three drops over 100 feet, extreme twists and turns, with strong forces from all directions. There are eight dark moments in underground tunnels and three points at which the track is perpendicular to the ground. Guests with disabilities should be accompanied by a person capable of helping to evacuate them from heights in case of emergency.

*Height Requirement:* Guests must be at least 48” tall to ride.

*Physical Requirement:* Guests must be able to sit upright, hold on, and be restrained by a lap bar.

*Description of Seat & Safety Restraints:* Bench seats have a seat divider, base of each seat is 15 inches across. Each seat has an individual seat belt, which encircles a maximum of 62 inches when fully extended (the ends attach in the back corners); there’s also an individual lapbar that pulls down and must be latched.



## Splashin' Safari Water Park

The water attractions at Splashin' Safari are staffed by International Pool & Waterpark Certified Lifeguards. Please do not hesitate to ask them questions or seek their assistance.

To participate at Splashin' Safari, swimwear or shorts and shirts may be worn and must be modest in design. No revealing or thong swimsuits allowed. Children in diapers must wear swim diapers. While in the water, Guests who are incontinent (unable to control bladder and bowels) must wear swim diapers.

Lifejackets are available at no charge. Smaller sizes are for children up to 90 pounds. The adult medium life vest fits a chest measurement of 37"-40" and the adult large life vest fits a chest measurement of 40"-43". Bins with lifejackets are located at both The Wave and Bahari Wave.

The Ride Boarding Pass does not apply to the water slides, since the "exit" is the bottom of the slide. The Wildebeest is the only ride in Splashin' Safari that uses the ride boarding pass, since its entrance and exit are at ground level. There are a number of water attractions—Crocodile Isle, The Wave, Bahari Wave, Bahari River, Monsoon Lagoon, Kima Bay, Congo River, Safari Sam's SplashLand—which require little or no wait.

**AmazOOM** - A, B, C, D, E (please note symbols below) - This is an enclosed water slide. If a Guest needs assistance at the bottom of slide (in splash pool), please notify attendant at the top of the slide before going down.

*Ride Access:* The entrance is mainly stairs and the slide itself serves as the exit.

*Height Requirement:* Guests must be at least 42" tall to ride.

*Physical Requirement:* Guests must be able to climb the stairs of the slide tower, sit alone in an inner tube and hold handles. Guests must be able to upright themselves in 3-1/2 feet of water.

**Bahari Wave** - A, B, C, D, E (please note symbols below) - This is a wave pool with a depth varying from 0 to 6 feet; maximum wave height is 4 feet.

*Ride Access:* There is no specific entrance or exit.

*Height Requirement:* None.

*Physical Requirement:* It is recommended that Guests who are unable to swim and upright themselves should not swim in Bahari Wave. Please note the Bahari has stronger and bigger waves than the Wave. Guests in a wheelchair may ask a lifeguard for an inner tube to use while in Bahari Wave.

**Bahari River** - A (please note symbols below) - This is a river where Guests ride on inner tubes if they choose to use them. Some sections have strong currents and waterfalls which may cause Guests with disabilities to have difficulty returning to an upright position. Zero depth entry. Water depth: 28".

*Ride Access:* Enter via the ride exit.

*Height Requirement:* None.

*Physical Requirement:* Guests must be able to sit or stand in an inner tube if they choose to use them. An accompanying Guest may walk around the river or ride in an inner tube to assist the Guest with the disability.



**Bakuli** - A, B, C, D, E (please note symbols below) - This multi-person water slide starts seven stories up with a dark tunnel including three sharp and sudden curves. Next a steep "the bottom falls out" drop takes riders into a huge bowl, ending with a tunnel dropping the inner tubes into a shallow splash pool.

*Ride Access:* The entrance is several stories of stairs; the slide itself serves as the exit.

*Height/Weight Requirement:* Guests must be 42" tall to ride. Guests 42"- 48" tall must ride with an adult. Riders' maximum total weight must not exceed 600 pounds per 4-passenger inner tube; maximum 4 riders per inner tube.

*Physical Requirement:* Guests must be able to climb the stairs of the slide tower, sit upright and hold onto handles of four-passenger inner tubes.

**Bamboo Chute** - A, B, C, D, E (please note symbols below) - This is an open and closed water slide. Double tubes are permitted, allowing two Guests to ride in the same tube; however one Guest may not sit on another's lap. All rules for riding the AmaZOOM water slide also apply.

*Ride Access:* The entrance is mainly stairs and the slide itself serves as the exit.

*Height Requirement:* Guests must be at least 42" tall to ride.

*Physical Requirement:* Guests must be able to sit in a single inner tube unattended and hold handles or able to sit upright alone holding handles with an accompanying Guest in the double inner tube to assist them. Guests must be able to upright themselves in 3-1/2 feet of water.

**Congo River** - A (please note symbols below) - This is a river where Guests ride on inner tubes if they choose to use them. Some sections have strong currents and waterfalls which may cause Guests with disabilities to have difficulty returning to an upright position. Water depth: 28".

*Ride Access:* Enter via the ride exit.

*Height Requirement:* None.

*Physical Requirement:* Guests must be able to sit or stand in an inner tube if they choose to use them. An accompanying Guest may walk around the river or ride in an inner tube to assist the Guest with the disability.

**Crocodile Isle** - A (please note symbols below) - This is a children's activity area, with 2 shallow pools and a variety of children's water slides and other water features. If the Guest will need assistance at the bottom of the slide (in splash pool), notify attendant at the top of the slide before going down.

Average water depth: 12". There is no specific entrance or exit.

*Height Requirement:* Guests must be less than 54" tall to play.

*Physical Requirement:* Guests must be able to sit upright in pools and go down slides alone.

**Jungle Racer** - A, B, C, D, E (please note symbols below) - This is a five-story water-slide complex, with 10 racing water slides.

*Ride Access:* The entrance is several stories of stairs; the slides themselves serve as exits.

*Height Requirement:* Guests must be at least 42" tall to ride.

*Physical Requirement:* Guests must be able to climb the stairs of the slide tower, position themselves head-first, stomach-down, on a single-person toboggan-like mat, and race down a steep slide into a shallow run-out. Guests must then walk out of the remaining run out, carrying the mat.



**Kima Bay** - A, B, C, D, E (please note symbols below) - This is an interactive family waterplay and slide complex, including a variety of slides and other water activities. There is no specific entrance or exit.

*Height/Age/Weight Requirement:* Children under six must be accompanied by an adult. Guests must be at least 36" tall to ride smaller slides (under 8 feet tall) and Guests must be at least 42" tall to ride all taller slides (over 8 feet). Maximum weight per slide may not exceed 300 pounds.

*Physical Requirement:* Guests must be able to climb the structure to slides and sit upright to go down slides alone. They must also be able to sit upright in pools.

**Monsoon Lagoon** - A, B, C, D, E (please note symbols below) - This is an interactive family waterplay and slide complex, including a shallow pool and a variety of slides and other water activities.

*Water Depth:* Varies from 0- 18". There is no specific entrance or exit.

*Height Requirement:* None.

*Physical Requirement:* Guests must be able to climb the structure to slides and sit upright to go down slides alone. They must also be able to sit upright in pools.

**Otorongo** - A, B, C, D, E (please note symbols below) - This is a water slide complex of 3 enclosed water slides.

These slides are very fast and very dark. Double inner tubes are provided, allowing 2 Guests to ride in the same tube; however one Guest may not sit on another Guest's lap. If the Guest will need assistance at the bottom of the slide (in splash pool), notify attendant at the top of the slide before going down.

*Ride Access:* The entrance is mainly stairs and the slides themselves serve as exits.

*Height Requirement:* Guests must be at least 42" tall to ride; children 42"-48" tall must ride with an adult (at least 5'6" tall).

*Physical Requirement:* Guests must be able to sit in a single inner tube unattended and hold handles or able to sit upright alone holding handles with an accompanying Guest in the double inner tube to assist them. Guests must be able to upright themselves in 3-1/2 feet of water.

**Safari Sam's SplashLand** - A, B, C, D, E (please note symbols below) – This children's waterplay area features eight body slides for smaller children, plus dozens of water-play elements in a shallow pool.

*Water depth:* Varies from 0-18".

*Height Requirement:* Guest must be under 54" or accompanied by a Guest under 54".

*Physical Requirement:* Guests must be able to climb steps or a ramp to slides and sit upright to go down slides alone.

**Watubee** - A, B, C, D, E (please note symbols below) - This is a six-story white-water raft ride featuring non-stop twists and turns along the sloping 625-foot slide. Each raft holds 4-5 Guests. All Guests must sit flat, facing the center of the raft.

*Ride Access:* The entrance is several stories of stairs and the slide itself serves as the exit.

*Height/Weight Requirement:* Guests must be at least 36" tall to ride. Children 36"-48" tall must ride with an adult. Rider's combined weight must not exceed 800 pounds per raft; maximum 4 adults per raft.

*Physical Requirement:* Guests must be able to climb the stairs of the slide tower, sit up and hold onto raft handles, and upright themselves in a strong current.



**Wave** - A, B, C, D, E (please note symbols below) - This is a wave pool with a depth varying from 0 to 6 feet, with a maximum wave height of 4 feet. There is no specific entrance or exit.

*Height Requirement:* No height requirement.

*Physical Requirement:* It is recommended that Guests who are unable to swim and upright themselves should not swim in The Wave. Milder waves, with a pool depth of 2 feet or less, are available in the adjacent Butterfly Bay. Guests in a wheelchair may ask a lifeguard for an inner tube to use while in The Wave.

**Wildebeest** - A, B, C, D, E (please note symbols below) - This water coaster is a thrill ride, featuring seven hills, a helix, and two underground tunnels. Wildebeest uses linear induction motors to rapidly shoot rafts up hills; Guests with pacemakers may ride the Wildebeest. Guests with disabilities must be accompanied by a person capable of helping to evacuate them from heights in case of emergency.

*Ride Access:* The entrance is at ground level.

*Height/Weight Requirement:* Guests must be at least 42" tall to ride; children 42"-48" tall must ride with an adult. Maximum combined weight: 800 pounds per raft.

*Physical Requirement:* Guests must be able to sit upright in toboggan style boats and hold onto handles.

**Zinga** - A,B,C,D,E (please note symbols below) - This multi-person water slide starts eight stories up with a dark tunnel ride and finishes with an extreme "half-pipe" back-and-forth action, ending in a shallow run-out pool.

*Ride Access:* The entrance is several stories of stairs and the slide itself serves as the exit.

*Height/Weight Requirement:* Guests must be 42" tall to ride. Guests 42"- 48" tall must ride with an adult. Riders' maximum total weight must not exceed 600 pounds per 4-passenger inner tube; maximum 4 riders per inner tube; (including no more than 2 adults on this ride).

*Physical Requirement:* Guests must be able to climb the stairs of the slide tower, sit upright and hold onto handles of four-passenger four-leaf clover inner tubes. Guest must also be able to upright in strong current.

**ZOOMbabwe** - A, B, C, D, E (please note symbols below) - This ten-story ride provides a ride similar to Watubee, but it is taller, faster, more extreme, and entirely in the dark.

*Ride Access:* The entrance is several stories of stairs and the slide itself serves as the exit.

*Height/Weight Requirement:* Guests must be at least 36" tall to ride. Guests 36"- 48" tall must ride with an adult. Riders' maximum combined weight must not exceed 600 pounds per raft; maximum 4 riders per raft; (including no more than 2 adults on this ride).

*Physical Requirement:* Guests must be able to climb the stairs of the slide tower, sit upright and hold onto raft handles, and upright themselves in a strong current.





## Oxygen Tanks on Rides and Slides

To ensure everyone's safety, oxygen tanks may only be taken on the rides listed below in Holiday World, with the following conditions:

### Children Rides: Under 54"

**Comet's Rockets:** Guest should sit in the front seat and put the oxygen on the floor of the plane, ensuring it will not tip.

**Indian River Canoe Ride:** Put oxygen in the canoe, ensuring it will not tip.

**Prancer's Merry-Go-Round:** Oxygen tank must be in a backpack on either the rider or an adult standing by the rider.

**Salmon Run:** Put oxygen on the floor of the fish, ensuring it will not tip

**Thunder Bumpers Junior:** Guest may ride if the oxygen tank will fit behind the Guest on the seat.

### Family Rides

**Doggone Trail:** Put oxygen on the floor or seat, ensuring it will not tip.

**Freedom Train:** Put oxygen on the floor or seat, ensuring it will not tip.

**Gobbler Getaway:** Put oxygen on the floor or seat, ensuring it will not tip.

**Lewis & Clark Trail Antique Cars:** Put oxygen on the floor or seat, ensuring it will not tip.

**Magic Waters:** Guest may run through the water with the oxygen in a backpack on their back.

**Rudolph's Round-Up:** Put oxygen on the floor of the sleigh, ensuring it will not tip.

**Star Spangled Carousel:** Oxygen tank must be in a backpack on either the rider or an adult standing by the rider. If Guest chooses to sit in a chariot, place oxygen on the floor or seat, ensuring it will not tip.

Oxygen tanks are not permitted on any of the water slides in Splashin' Safari. They may, however, be taken in the The Wave, Bahari Wave, Bahari River, Congo River, Butterfly Bay, and the pool areas of Crocodile Isle, Safari Sam's SplashLand, Kima Bay and Monsoon Lagoon. Oxygen tanks must be in a backpack on the Guest.

## Service Animals on Rides

Trained service animals on a harness or leash are welcome in both Holiday World & Splashin' Safari. For safety reasons, service animals are not permitted on every ride (exceptions are listed below).

Service animal should ride either beside the Guest or in the ride vehicle for the rides listed below:

- Doggone Trail
- Freedom Train
- Tram
- Lewis & Clark
- Prancer's Merry-Go-Round
- Star Spangled Carousel

If a Guest chooses to ride a ride not listed, the service animal should be left with someone in their party who is not riding. (Park employees are not allowed to look after a service animal.)

Service animals are permitted in Splashin' Safari but are not allowed in the water.






















AT-A-GLANCE RIDE INFORMATION FOR SPLASHIN' SAFARI



Splashin' Safari

◆ X-If this applies, do not ride.

**PLEASE NOTE: The Ride Boarding Pass does not apply to the following rides in Splashin' Safari.**

Park Section	Ride Name	To Ride With An Adult	To Ride Alone						Page Number
<b>NO HEIGHT RESTRICTIONS</b>									
	Bahari Wave			X	X	X	X	X	13
	Bahari River			X					13
	Congo River			X					14
	Crocodile Isle			X					14
	Monsoon Lagoon			X	X	X	X	X	15
	Wave			X	X	X	X	X	16
<b>MINIMUM HEIGHT RESTRICTIONS</b>									
	AmaZOOM	42"	42" & up	X	X	X	X	X	13
	Bakuli	42"	48" & up	X	X	X	X	X	14
	Bamboo Chute	42"	42" & up	X	X	X	X	X	14
	Jungle Racer	42"	42" & up	X	X	X	X	X	14
	Kima Bay	36"-42"	42" & up	X	X	X	X	X	15
	Otorongo	42"-48"	48" & up	X	X	X	X	X	15
	Watubee	36"-48"	48" & up	X	X	X	X	X	15
	Zinga	42"-48"	48" & up	X	X	X	X	X	16
	ZOOMbabwe	36"-48"	48" & up	X	X	X	X	X	16
<b>MAXIMUM HEIGHT RESTRICTIONS (UNDER 54")</b>									
	Safari Sam's SplashLand		Under 54"	X	X	X	X	X	15

AT-A-GLANCE RIDE INFORMATION FOR HOLIDAY WORLD



Holiday's FunTown Section

◆ X-If this applies, do not ride.



Fourth of July Section

◆ Blank-not a restriction for this ride.



Christmas Section

◆ Please wait outside the Ride Exit for the ride operator to assist you.



Thanksgiving Section



Halloween Section



Splashin' Safari

Park Section	Ride Name	To Ride With An Adult	To Ride Alone						Page Number
<b>NO HEIGHT RESTRICTIONS</b>									
	Freedom Train							X	9
	Holiday's Treehouse			X			X	X	11
	Just for Pups								
	Magic Waters								11
<b>HEIGHT RESTRICTIONS</b>									
	Comet's Rockets		Under 54"					X	7
	Dancer's Thunder Bumpers, Jr.		Under 54"					X	7
	Dasher's Seahorses		Under 54"					X	7
	Indian River Canoes		Under 54"					X	9
	Prancer's Merry-Go-Round		Under 54"					X	7
	Salmon Run		Under 54"					X	10
	Rudolph's Round-Up		36" & up	X	X	X	X	X	7
	Lewis & Clark Trail	Under 42"	42" & up	X			X	X	9
	Star Spangled Carousel	Under 42"	42" & up	X			X	X	10

Park Section	Ride Name	To Ride With An Adult	To Ride Alone						Page Number
<b>HEIGHT RESTRICTIONS</b>									
	Doggone Trail	Under 42"	42" & up	X	X	X	X	X	11
	Eagle's Flight	36"-42"	42" & up	X	X	X	X	X	9
	Howler	36"-42"	42" & up	X	X	X	X	X	11
	Paul Revere's Midnight Ride	36"-48"	48" & up	X	X	X	X	X	9
	Frightful Falls	36"-48"	48" & up	X	X	X	X	X	8
	Raging Rapids	36"-48"	48" & up	X	X	X	X	X	10
	Scarecrow Scrambler	36"-48"	48" & up	X	X	X	X	X	8
	Turkey Whirl	36"-48"	48" & up	X	X	X	X	X	12
	Reindeer Games	42"	42" & up	X	X	X	X	X	7
	Revolution	42"	42" & up	X	X	X	X	X	10
	Rough Riders Bumper Cars	42"-48"	48" & up	X	X	X	X	X	10
	Gobbler Getaway	Under 48"	48" & up				X	X	12
	HallowSwings	48"	48" & up	X	X	X	X	X	8
	Legend	48"	48" & up	X	X	X	X	X	8
	Liberty Launch	48"	48" & up	X	X	X	X	X	9
	Pilgrims Plunge	47" barefoot 48" with shoes	47" barefoot 48" with shoes	X	X	X	X	X	12
	Raven	48"	48" & up	X	X	X	X	X	8
	Voyage	48"	48" & up	X	X	X	X	X	12
<b>SPLASHIN' SAFARI</b>									
	Wildebeest	42"-48"	48" & up	X	X	X	X	X	16

