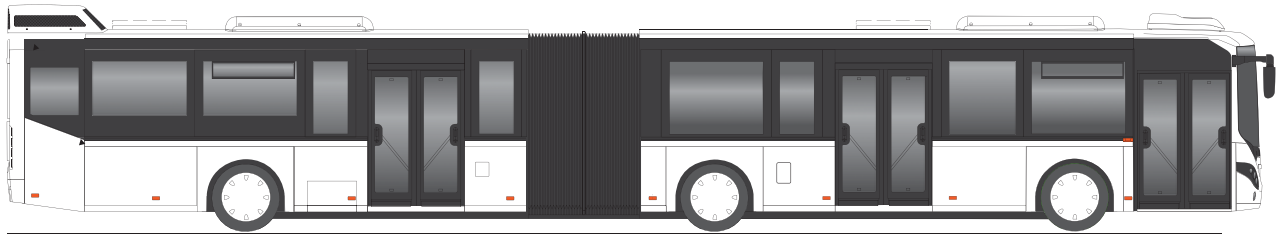
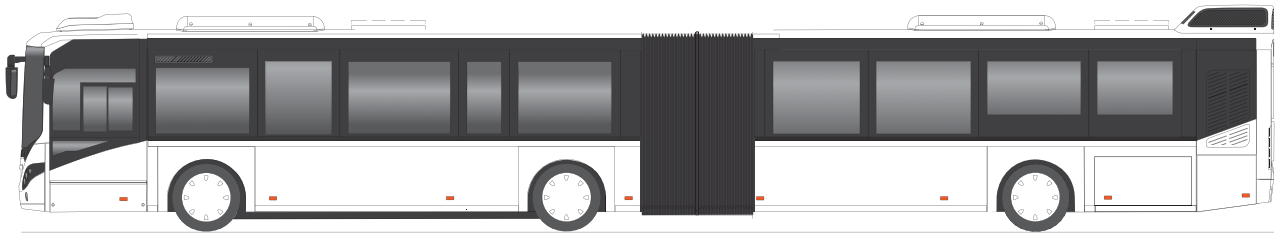


VOLVO 7900

LHD, RFS, 3-axle, Euro 5, EEV



Dimensions & Weights

Overall dimensions

Overall length18074+25/-30 mm
Overall height at radiator cover..3230mm
Overall height at the front wall ..2866mm
Front wheelbase5190mm
Front overhang2704+10-15mm
Rear overhang3435mm
Rear wheelbase ..6755 (4870+1885)mm
Overall width2550mm
Overall width with blinkers.....2629mm
Track width with tyres275/70R22.5
and steel rims7.50-22.5"
front2088 mm
second / rear1843/1885mm
Max horizontal/vertical turning angle of
articulated joint 52° / 10°
Entrance height at doors*340mm
* - for non loaded bus; in accord. with
Directive 2001/85/EC
Turning circle (tyres 275/70R22.5; outer
front corner / outer front wheel) at lock angle
inner wheel 38°11966 / 10368 mm
Max lock angle inner wheel37°
Approach/departure angle6° / 6.1°

Weights

Max. front axle load7100 kg
Max. middle axle load10000 kg
Max. drive axle load12500 kg
Max. GVW29600 kg

Engine

6-cylinder, 4-stroke turbo-charged inter-cooled diesel with overhead valves and electronically controlled direct injection. On-board diagnostic, Volvo EMS2 engine control system, Engine software protection and on-board diagnostic to detect, warn and to take action for malfunctions leading to increased emission. Engine fulfills Euro 5 emission requirements.

Bore120 mm
Stroke138 mm
Displacement9.36 dm³ (l)
Compression ratio.....18:1

D9B 310 hp

Output ISO 1585228 kW (310 hp)
at28 r/s (1700 r/m)
Torque ISO 1585 ..1400 Nm (143 kpm)
at18-25 r/s (1100-1500 r/m)

D9B 360 hp (Euro 5 only)

Output ISO 1585265 kW (360 hp)
at31 r/s (1900 r/m)
Torque ISO 1585..1640 Nm (167 kpm)
at18-25 r/s (1100-1500 r/m)
Optional.....Automatic oil filler (6 l)

Fuel tanks

Mounted above front wheel arch, on the right hand side.
Fuel tank capacity.....380 l

Exhaust and Cooling System

Stainless steel exhaust system with SCR catalytic converter. AdBlue pump and 30 l urea tank. Catalytic converter is integrated with the silencer. On Board Diagnostics that alerts the driver if the level of air pollutants in the exhaust gases is excessive, and when AdBlue refilling is needed.

Fluid cooled, pressurized, sealed cooling system, pump driven by the engine. Coolant filter of the tube and fin heat exchanger type radiator. Roof mounted cooling module. Optional.....Pre-cat

Transmission

6AP1400B(D9B310)/6AP1700B(D9B360)

AIS, Automatic Idle Shift, neutral when bus stops. 6-speed fully automatic gearbox with integrated retarder and electronic control system.

Voith D864.5

ANS - auto neutral at stop. 4-speed fully automatic gearbox with integral retarder and electronic control system. The torque converter also functions as a retarder.

	ZF 6AP	Voith
	1X00B	D864.5
Torque converter	2.16:1	5.05:1
1st gear	3.36:1	1.36:1
2nd gear	1.91:1	1.00:1
3rd gear	1.42:1	0.73:1
4th gear	1.00:1
5th gear	0.72:1
6th gear	0.62:1
Reverse	4.24:1	4.30:1

Available 3 or 6-buttons gear selector and kick down function.

Rear Axle and Tyres

Rear axle

Portal (drop centre), single reduction axle with low offset 87° input from the engine via the propeller shaft. Three axle ratios available: 5.27:1, 5.77:1, 6.21:1.

Tyres & Rims

10-stud steel disc wheels. Zinc wheelnut protectors. Dual driving axle wheels. Extra spare wheel, tool kit, warning triangle.

Rims.....Tyres
7.5"x22.5".....275/70R22.5"

Suspension and Steering

Electronically Controlled Suspension, rigid front axle. Stabilizer front and rear. and at drive axle. Double-acting, hydraulic telescopic shock absorbers, two front, four rear, and four drive Whole side kneeling (70 mm). Kneeling interrupt configuration: stop or return.

Numbers.....Front/Second/Rear
Air bellows.....2/4/4
Levelling sensors.....1/2/2

Steering gear

Power steering of ball and nut type with built-in servo unit. Two inter-linked intermediate steering arms and individual link-rods to each side's steering arm. Pitman arm connected to the relay arm via a link-rod. Steering wheel diameter.450 or 500 mm
Optional.....Steering wheel lock

Air and brake System

Separate circuits for front wheels, rear and drive axle wheels. Park brake circuit acting on drive axle wheels. Volvo disc brakes combined with electronic braking system EBS 5, which controls ABS/ASR functions. Available features:brake blending, dual re-

tarder control, drag torque control, hill start aid,brake temperature warning, poor brake performance warning, door brake, brake assistant, automatic diff lock, lining wear sensing and analysis, automatic calibration after brake pad change.

System operating pressure10.8bar
Compressor capacity at 10 bar and engine speed 33 r/s (2000 r/m)
.....16,5 dm³/s (1000 l/m)
Compressor ratio1.35:1

Air tanks standard

- Primary.....2x30 dm³ (l)
- Front circuit.....30 dm³ (l)
- Rear circuit.....30 dm³ (l)
- Park circuit.....15 dm³ (l)
Compressed air system can easily be filled from external circuit.

Handbrake

Air operated spring brake acting directly on the rear wheels. Application is infinitely variable by means of a control on the fascia.

Vehicle Structure

The body is based on the patented Volvo Bus concept, where an aluminium alloy providing superior corrosion resistance is used. The structure is made of extruded aluminium profile. Chassis floor structure built-up by steel RHS-profiles, welded together with open c-profile cross-members. The combined aluminium and steel frame combines good stability with low weight and gives long service life and increased loading capabilities. Rigidity provides good stability and driving.

Glazing

Glued one-piece panoramic wind screen, clear or green tinted, side windows with single or double glazing clear or tinted, rear window with single glazing tinted only. All glazing, bronze tinted apart from drivers window which is clear only. Driver's side double glazed window manually operated; without electric heating or single glazing with heating. Available 6 or all hopper windows (in total 10 for 2+2+2+2 or 11 for 2+2+2+0 door layout).

Exterior

Front and rear walls made from fibre glass and ABS elements. External side panelling are made of a single sheet of aluminium under the window line combined with glass fibre plates and is finished of with an aluminum lower skirt for the sides. Hatches are made of the same glass fibre panelling. Wheel arches of DCPD. Roof made of 1 mm thick single-piece aluminium sheet, glued to the roof frame. Mekra or Wilke external mirrors. Electrically or manually adjusted, heated or not. 3-piece bumpers. Top hinged service compartment hatches with snap or cylinder locks. Mounted outside wide angle mirror on the RHS, flag holder Available: school bus equipment, warning signalization when front hatch open, head

lamp cleaner, exit light above door2, high rear direction indicator. 1 or 4 roof hatches, electrically or manually operated; with emergency exit mechanisms.

Doors and Door System

ISAF double doors inward gliding on all positions pneumatically powered with single bronze tinted glazing. Door operation available in a range of combinations. Control via button/joystick or both with various safety function combinations for door operation available. Can be fitted with 8 mm square male or key cylinder locks for door1 locked from inside or outside.

Door configurations2+2+2+2;
2+2+2+0

Door buttons for driver right hand operated. External emergency valves at all doors. Mechanical or electrical access ramp at second door.

Ventilation, Heating and AC System

Water heating system with 2-pipe convectors and blower heating for driver's area, door1, pram area and door2 if fitted. Available ventilation units in roof channels with or without heating and roof air conditioning unit with heating + cooling. Driver's cabin has convector or blower heating and can

have own AC system with a timer. Door1 entrance can be heated by electrical mats in floor, preventing icing. A Multiplex 3 or 4-knob control panel enables manual or automatic setting of the climate parameters in the bus. External temp. meter installed and optional interior temp. meter. Convector heating:

Output.....551W/m
Weight.....3.1kg/m
Blower heating for driver's area, door1, pram area and door2: data per blower
Output2.8 kW
Air flow156 m³/h
Weight2.7 kg
Total power output from convectors and blowers.....4.1 to 6.1kW depending on spec.

Additional heater heats the passenger compartment, defrosts the windscreen and preheats the engine. Available 7-day timer for programming the heater.

Additional heater capacity.....30 kW
Fuel consumption4,0kg/h
Additional heater fuel tank.....40l
Defroster:

Air flow, min/max446 m³/h / 731 m³/h
Heat output, min/max7 kW/15 kW
Air Conditioning system for cooling and heating the passengers compartment.

AC typeSuttrak 136 type II or III
Cooling capacity type II29,3 kW
Cooling capacity type III33,7 kW
Heating capacity, type II/III.....42/46 kW
Weight, type II / III165 / 210 kg
Roof mounted driver's AC unit3,5 kW

Interior

Materials fulfil the European Directive 95/28, annex 4 and 5 concerning flammability. Step less, low floor throughout the interior, covered by antislip plastic Tarabus coverings. For the sidewall is used laminate and the floor is made of laminated plywood with noise damping properties in the engine area. Handrails in one standard colour: yellow RAL1021. Available light or heavy hammers with wire, which additionally can have signalization. On the front wheel box can be arranged a luggage rack. Partition walls are behind each door.

Additional equipment: passenger barrier, fire extinguisher 6 kg, first-aid box, wheelchair safety wall, waste boxes for passengers, additional interior mirror.

Passenger and Courier Seat

Volvo seats. Modular, moulded construction. Cantilever mounted to the wall. Accessories: support handle, connections to support rail, bow-type handles, armrests, single and double seating places, seats for wheel arches and rear benches. Available foldable seats.

Space available to standing passengers: 13,9m² for DL2220, 15 m² for DL2222.

Drivers Seat and Station

Volvo dashboard available or instruments only supplied. Dashboard has two satellites on the right and the left side. Adjustable steering wheel, both height and tilt. Self canceling turn indicators.

Dashboard, midmodule: speedometer, rev counter, Driver's display, fuel gauge, coolant temperature, brakes, turbo and oil pressure, indicator and warning lamps. Signalisation lamps.

Dashboard, right module: radio, 3 or 4-knob climate control unit.

Dashboard, left module: emergency switch, tachograph, switches.

Right panel: gearbox selector, doorbrake knob, switches and signalisation lamps.

Left panel: Light Control Panel, exterior light switches, switches and signalisation lamps.

Roof panel: Digital tachograph, radio

Instrumentation, behind engine. Selector for front or rear operation, These controls enable engine operation from the tail of the vehicle during service work, e

ISRI driver's seat, with optional 2 or 3-point safety belt. Adjustment of: horizontal position, weight suppression, stroke, height and rake, seat cushion, backrest. The driver's seat can have left side armrest, electrically heated seat/backrest, has air suspension with a swivel base.

The driver's compartment can have a low or high door with fixed protection. Front 1-piece sunvisor can be manually or electrically operated. Side sun visor. Main cut-off switch: electricity, engine or engine and fuel cut-off. Located on the dashboard

left hand side.

Optional.....Alcolock

Optional.....AIC

Optional.....VDV Dashboard

Optional.....Data logging

Optional.....External temperature meter

Optional.....Fuel economy meter

Option.....mainswitch can be located behind front hatch.

Electrical System

2nd generation Bus Electrical Architecture BEA2 with electronic databus system Multiplex 2 - a digital system for data transmission, system controlling, monitoring and coordination of functions of bus assemblies, equipped in electronic control units, connected in a two link network for transmission of data, defect codes, work parameters. Multiplex 2 provides diagnostic information for the driver and workshop. For testing, calibrating and programming of the control units is used PC based software package called VCADS Pro.

The system is equipped with main cut-off switch: electricity, engine or engine and fuel cut-off.

Battery capacity2x225 Ah

Alternators capacity2x80 A

.....2x110 A, 3x110 A

Optional.....FMS1 or 2 Gateway interface

Optional.....FMS preparation kit

Optional.....Basic or extended electric interface

Optional.....2 types of reverse alarm

Optional.....Battery charger

Day running lights: available in 8 different set ups, End outline marker, side marker and position lamps, low/high beam halogen or xenon. Tail lamp of LED type (apart from direction indicators).

Audio System

Stereo radio with CD player or preparation for radio. Public address system foot controlled. Installed speakers in roof panels, 1 external loudspeaker (option), loudspeaker for driver, driver microphone, Volvo brand equipment. City amplifier.

Optional.....Radio switches in steering wheel

Information system

ITS4mobility is an intelligent Transport System designed for Bus operations in public transport. It will assist the operator and driver with real time information about the traffic and provide passenger inside the bus with information regarding next stop, following stop, route number, end destination and panic button for driver in case of emergency which will inform traffic control centre with position. A number of combinations of hardware are available.

Modular, electronic destination signs, with maintenance free illumination in the front, rear and side walls. LED destination

signs as standard.

Standard control via AIC and ITS4mobility or Mobitec ICU400.

Type/nominal voltageLED/24 V DC

Data communicationRS 485, IBIS

Mounted pram/wheelchair buttons inside/outside for signalization to driver. Stop request buttons on handrails. 8 mm square female or male key for the destination boxes.

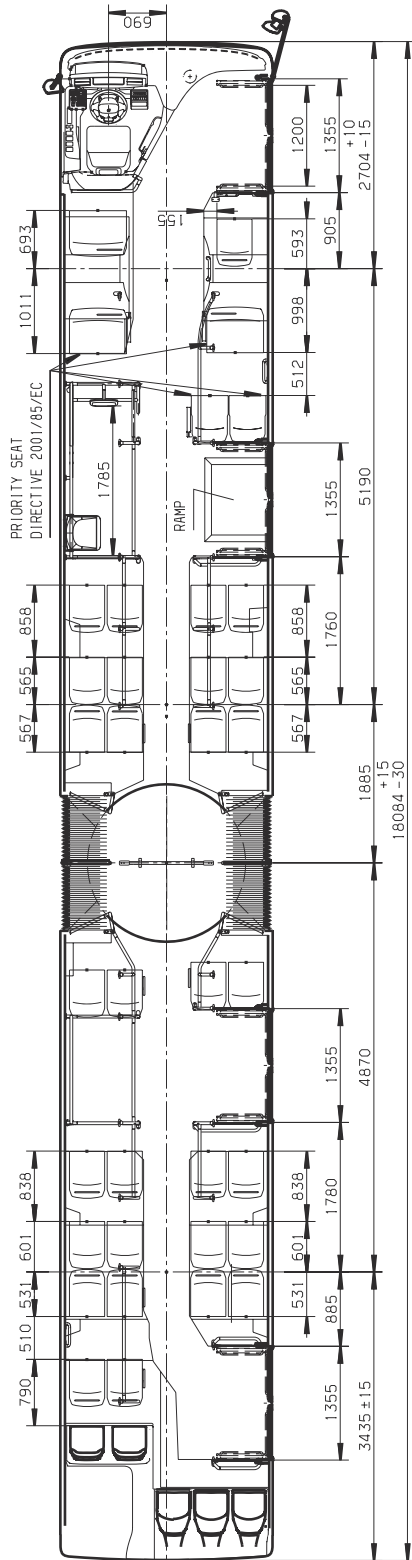
Two interior bus stop signs.

Painting and Labels

Steel elements: primer and topcoat finishing. Under body coating process: sealing with an anti-corrosion/ protection / silencing compound. Spraying a conservation agent on the chassis profiles. Wheel arches: sealed with an anti-corrosion compound and an anti-gravel protection. Body panelling: primed, then painted with filler and topcoat.

Outside painting std.....white, RAL9010

VOLVO BUSES. DRIVING QUALITY OF LIFE



Seat layout with STER 6MV seats. Door layout DL2222.
Seating places 41+1+1 foldable seats.

VOLVO

Volvo Bus Corporation
Göteborg, Sweden
www.volvobuses.com