














oneworld AT A GLANCE STATISTICS

As at
26 May 2009

													
Flight code	^O	AA	BA	CX	AY	IB	JL	LA	MA	QF	RJ	MX	S7
Countries	142	40	77	30	32	46	22	19	31	16	36	12	36
Destinations	727	250	165	71	61	119	98	66	47	72	54	51	72
Daily departures	8,368	3,410	877	324	251	1,000	735	326	67	725	92	415	146
Passengers (000)	329,887	111,875	33,117	24,959	8,270	32,524	52,858	13,240	3,120	29,447	2,641	11,718	6,118
RPKs (sched, millions)	751,950	230,068	114,346	90,997	21,896	52,885	83,487	26,952	4,079	86,917	7,299	18,169	14,855
ASKs (sched, millions)	976,536	285,444	148,504	115,478	29,101	66,098	128,744	35,176	5,972	107,902	10,105	25,213	18,799
Passenger load factor	77.0%	80.6%	77.0%	78.8%	75.2%	80.0%	64.8%	76.6%	68.3%	80.6%	72.2%	72.1%	79.0%
Fleet (operated)	2,269	892	245	150	62	191	279	81	26	194	24	90	35
Employees	295,532	84,100	41,473	20,755	9,480	21,578	49,200	15,797	1,583	37,000	4,394	6,818	3,354
Total revenue (m)	#	US\$23,766	GBP8,992	HK\$96,576	EUR2,263	EUR5,515	JPY1,951,158	US\$4,534	HUF155,505	A\$13,441	JD703		RUB42,273
Total revenue (US\$ m)	97,997	23,766	13,088	11,171	3,197	7,792	20,195	4,534	847	12,910	498		1,715
Passenger rev (m)	\$99,712	US\$20,720	GBP7,836	HK\$53,655	EUR1,736	EUR4,218	JPY 1,370,069	US\$2,859	HUF118,035	A\$10,336	JD469		RUB 40,753
Passenger rev (US\$m)	77,055	20,720	11,405	6,923	2,453	5,959	14,180	2,859	643	9,928	332		1653
Op profit (m)		(US\$1,889)	(GBP220)	(HK\$1,340)	(EUR52)	EUR5	(JPY50,884)	US\$336	HUF2,704	A\$1,639	JD19		RUB 2,654
Op profit (US\$m)	-728	-1,889	-320	-173	-73	7	-527	536	15	1,575	13		108
Net profit (m)		(US\$2,071)	(GBP358)	(HK\$539)	(EUR42)	EUR32	(JPY63,194)	US\$336	HUF703	A\$1,308	(JD23)		RUB 73
Net profit (US\$m)	-1,746	-2,071	-521	-70	-59	45	-654	336	4	1,257	-16		3
Frequent flyer programme	#	AAdvantage	Executive Club	The Marco Polo Club / Asia Miles	Finnair Plus	Iberia Plus	JAL Mileage Bank	LANPASS	Duna Club	Qantas Frequent Flyer	Royal Plus	MexicanaGo	S7 Priority
Airport lounges	#	Admirals Club and Flagship Lounges	Executive Club, Concorde, First, and Club World/Club Europe	Cathay Pacific First and Business	Finnair Lounges	Salas VIP	JAL First, Global Club, Sakura	Salon VIP Neruda and Mistral	Sky, Millennium, Duna	Qantas Club, First and Business	Crown Lounge	Salón Ejecutivo	S7 Lounge
Number of lounges	Some 550	47	129	69	24	54	54	9	29	42	21	23	2
Main IT platform		Sabre	Amadeus	Moving to Amadeus	Amadeus	Amadeus	Axess	Amadeus	Amadeus	Amadeus	SITA	Moving to Amadeus	SITA
Chief Executive	John McCulloch	Gerard Arpey	Willie Walsh	Tony Tyler	Jukka Hienonen	Fernando Conte	Haruka Nishimatsu	Enrique Cuelto Plaza	Peter Leonov	Alan Joyce	Samer Majali	Manuel Borja	Vladimir Obyedkov
Headquarters	Vancouver, BC, Canada	Fort Worth, Texas, USA	London, UK	Hong Kong	Helsinki, Finland	Madrid, Spain	Tokyo, Japan	Santiago, Chile	Budapest, Hungary	Sydney, NSW, Australia	Amman, Jordan	Mexico City, Mexico	Moscow, Russia
Year of formation	1999	Traces its origins back to 1926	Traces its origins back to 1919	1946	1923	1927	1951	1929	1946	1920	1963	1921	1992
Started offering oneworld services and benefits	1-Feb-99	1-Feb-99	1-Feb-99	1-Feb-99	1-Sep-99	1-Sep-99	1-Apr-07	1-Jun-00	1-Apr-07	1-Feb-99	1-Apr-07	TBA 2009	TBA 2010
Ownership	100% owned by its member airlines	Wholly owned subsidiary of AMR Corporation, which is a publicly traded company on the New York Stock Exchange	Publicly quoted company, with shares traded on the London Stock Exchange. 9.99% owned by Iberia.	Public company listed on the Hong Kong and London Stock Exchanges. Major shareholders are Swire Pacific (40%), CITIC Pacific Ltd (17.5%) and Air China (17.5%).	Publicly quoted on Helsinki Stock Exchange and in SEAQ system on London Stock Exchange. Finnish Government is majority owner with 59% holding	13% owned by British Airways, 30% by institutions (with Caja Madrid holding 23%), 57% floated on Madrid Stock Exchange	Public company listed on stock exchanges in Japan	Publicly traded company, listed on the New York and Santiago Stock Exchanges. Majority shareholders hold 61% of the stock	99.95% owned by Hungarian AirBridge consortium	Public company listed on the Australian Securities Exchange.	Public company listed on Amman stock exchange. Jordanian government has 29% holding, and a company in M1 Group 19%.	Owned by group of Mexican investors	Privately-owned Fileva NV has 64 per cent holding. Russian state had 25 per cent. Other private investors own a further 11 per cent.
Website address	oneworld.com	aa.com	ba.com	cathaypacific.com	finnair.com	iberia.com	jal.com	lan.com	malev.com	qantas.com	rj.com	mexicana.com	s7.ru
oneworld affiliates	#	American Eagle, American Connection	BA CityFlyer, Comair, Sun-Air	Dragonair (KA)	#	Iberia Regional Air Nostrum	JALways, JAL Express, J-AIR, Japan Transocean Air	LAN Argentina (4M), LAN Ecuador (XL), LAN Express (LU), LAN Peru (LP).	#	QantasLink: Airlink, Eastern Australia Airlines, Southern Australian Airlines, Sunstate Airlines	#	ClickMexicana	#
Figures for year to		31-Dec-08	31-Mar-09	31-Dec-08	31-Dec-08	31-Dec-08	31-Mar-09	31-Dec-08	Traf 2008 Fin 2007	30-Jun-08	31-Dec-08	31-Dec-08	31-Dec-08

Notes: 1 Mexicana will become part of oneworld later in 2009 and S7 in 2010. 2 Destinations include those announced but not yet commenced. 3 Financial information and data on RPKs, ASKs and load factor is for each member's latest full financial year, and applies to the member airline alone, and wholly-owned affiliates. All financial years end 31 December, except for BA/JL (31 March) and QF (30 June)