

SCALE 1/4" = 1 FT.  
 DRAWN BY:  
 TRACED BY:  
 CHECKED BY:



# FLORIDA PANTHERS

2010-11  
 Season in Review

REVISION	1	2	3
BY			
DATE			

# OUR STANDARDS BEAT THEIR EXTRAS.

36 channels of free DIRECTV® and unlimited brand-name snacks and soft drinks for everyone. Fly now at [jetblue.com](http://jetblue.com)



Official Airline of the Florida Panthers

**YOU ABOVE ALL**<sup>TM</sup>  
**jetBlue**

\*DIRECTV® service is not available on flights outside the continental U.S.



---

## TABLE OF CONTENTS

---

Staff Directory	4
General Manager Dale Tallon / Assistant General Manager Michael Santos	5
Organizational / Numerical Rosters	6
Final Scoring / Goaltending	7
Season Highlights	8
Milestones	9
The Players	10
The Prospects	21
Transactions	23
Injury Breakdown	24
Game-By-Game Results	25
Game-By-Game Individual Statistics	26
Florida Panthers Statistical Breakdown	32
Florida vs Opponents	34
Conference / Division Statistics	64

### **Communications Staff**

Matthew F. Sacco: Sr. Director, Communications

**Phone:** 954.448.0134 \* **Email:** [saccom@sselive.com](mailto:saccom@sselive.com)

Justin Copertino: Director, Communications

**Phone:** 754.264.9158 \* **Email:** [copertinoj@sselive.com](mailto:copertinoj@sselive.com)

Glenn Odebralski: Manager, Websites and Social Media

**Phone:** 954.849.0630 \* **Email:** [odebralskig@sselive.com](mailto:odebralskig@sselive.com)

### **Florida Panthers Hockey Club**

BankAtlantic Center

One Panther Parkway

Sunrise, FL 33323

**Phone:** 954.835.7000 \* **Fax:** 954.835.7700 \* **Web:** [www.floridapanthers.com](http://www.floridapanthers.com)

### **Practice Facility**

Saveology.com Iceplex

3299 Sportsplex Drive Coral Springs, FL 33065

**Phone:** 954.341.9956 \* **Fax:** 954.341.9936 \* **Web:** [www.saveologyiceplex.com](http://www.saveologyiceplex.com)

The Florida Panthers communications staff would like to thank the NHL off-ice officials, Eliot Schecter and Bruce Bennett of Getty Images, Julia Chongarlides, Rick Del Rosario, Paige Lewis, Emily Pratt, Ethan Schildkraut and Nick Sesto for their assistance this season.

**Executive Editors:** Justin Copertino, Glenn Odebralski

**Editorial Assistants:** Ethan Schildkraut, Emily Pratt, Nick Sesto

---

## CLUB DIRECTORY

---

### OWNERSHIP

General Partner / Chairman of the Board / CEO	Cliff Viner
Partner	Alan Cohen
Partner	Steve Cohen
Partner	David Epstein
Partner	Dr. Elliott Hahn
Partner	H. Wayne Huizenga
Partner	Bernie Kosar
Partner	Richard C. Lehman, M.D.
Partner	Al. E. Maroone
Partner	Michael E. Maroone
Partner	James L. Nederlander
Partner / NHL Alternate Governor / Chairman of the Florida Panthers Foundation	Stu Siegel
Partner	Jordan Zimmerman

### EXECUTIVE

President / Chief Operating Officer	Michael Yormark
Executive Vice President & General Manager, Hockey Operations	Dale Tallon
Executive Vice President, Chief Marketing Officer	Pedro Goncalves
Executive Vice President, Finance / Chief Financial Officer	Eveyn Lopez
Senior Vice President, Human Resources	Carol Duncanson
Vice President, Event Marketing	Matt Bell
Vice President / General Manager, Saveology.com Iceplex	Jeff Campol
Vice President, Corporate Development	R.J. Martino
Vice President, Ticket Sales	Ryan McCoy
Vice President, Broadcasting & Panthers Alumni	Randy Moller
Vice President / General Manager, BankAtlantic Center	Erik Waldman
Vice President, Business Affairs	Ed Wildermuth
Vice President, Marketing & Brand Activation	Steve Ziff
Executive Assistant to the President / COO	Heidi Leigh
Executive Assistant to the Chief Financial Officer	Cathy Stevenson

### HOCKEY OPERATIONS

Executive Vice President & General Manager, Hockey Operations	Dale Tallon
Assistant General Manager	Michael Santos
Alternate Governor	William Torrey
Executive Assistant to the General Manager	Giselle Seoane
Team Services Manager	Mike Dixon
Director of Scouting	Scott Luce
Director of Player Development	Brian Skrudland
Amateur Scout	Fred Bandel
Amateur Scout	Craig Demetrick
Amateur Scout	Paul Gallagher
Amateur Scout	Erin Ginnell
European Scout	Jari Kekalainen
Pro Scout	Peter Mahovlich
International Pro Scout	Kent Nilsson
European Scout	Vadim Podrezov
Pro Scout	Al Tuer
Amateur Scout	Mike Yandle
Head Athletic Trainer	David Zenobi
Assistant Athletic Trainer	Steve Dischiavi
Equipment Manager	Chris Scoppetto
Assistant Equipment Manager	Chris Moody
Assistant Equipment Manager	Jason MacDonald

### COACHING STAFF

Head Coach	TBD
Assistant Coach	Gord Murphy
Assistant Coach	TBD
Goaltending Coach	Robb Tallas
Strength & Conditioning Coach	Craig Slaunwhite
Video Coach	TBD

---

## DALE TALLON EXECUTIVE V.P. & GENERAL MANGER, HOCKEY OPERATIONS

---

Dale Tallon completed his first year as Executive Vice President and General Manager of the Florida Panthers after being appointed to the position on May 17, 2010.

Prior to joining the Panthers organization, Tallon, 60, spent 33 years with the Chicago Blackhawks as a front office executive, player and broadcast personality. He served as Chicago's general manager from June '05 to July '09, and assistant GM from Nov. '03 to June '05. He was responsible for drafting or acquiring many of the Blackhawks' top players who have won the 2010 Stanley Cup as well as a Western Conference Finals appearance in 2009 including Jonathan Toews, Patrick Kane, Marian Hossa, Patrick Sharp, Kris Versteeg, John Madden and Brian Campbell.

A defenseman, Tallon was Vancouver's first-round selection (2nd overall) in the 1970 NHL Entry Draft. The Rouyn-Noranda, Quebec native played in 642 NHL contests with Vancouver (1970-73), Chicago (1973-78) and Pittsburgh (1978-80) registering 336 points (98-238-336) and 568 PIM. Tallon recorded a career-high 17 goals in 69 games with Vancouver during the 1971-72 season and appeared in the 1971 and 1972 NHL All-Star Games. In 1972, Tallon was picked as an alternate for Team Canada at the 1972 Summit Series against the USSR. After retiring following the 1979-80 season, Tallon served as color analyst for Chicago radio and television broadcasts for 16 seasons.

Most recently, Tallon spent the 2009-10 season serving as a senior advisor of hockey operations for the Blackhawks. He also served four years (1998-2002) as director of player personnel before returning to the radio and television booth prior to the 2002-03 season. Tallon and his wife, Meg, have two daughters, Lauren and Kristen.

---

## MICHAEL SANTOS ASSISTANT GENERAL MANAGER

---

Mike Santos completed his first season as the club's Assistant General Manager after being named to the position on July 1, 2010. He is responsible for negotiating player contracts, salary arbitration preparation, overseeing the club's minor league affiliates, managing the club's payroll and salary cap, as well as serving as the day-to-day contact of the hockey operations department.

Prior to joining the Panthers organization, Santos, 45, spent the previous four seasons as the Nashville Predators Director of Hockey Operations. Santos served as the Florida Panthers Director of Hockey Operations/Corporate Counsel for the 2002-03 season, after joining the organization during the 2001-02 season as a hockey operations consultant. He was named commissioner and president of the North American Hockey League in 2003 and led the Junior "A" league through three seasons of unprecedented growth. The Lowell, Massachusetts native has also spent time working in the NHL's New York office, as well as for the New Haven Nighthawks (AHL) and the NY Islanders.

A graduate of Boston College, he received his Master's Degree from the United States Sports Academy in 1989, earned his Juris Doctorate from St. John's University School of Law in 1998, has been a member of the New York state bar since 1999 and serves on USA Hockey's Congress, as well as its junior and legal councils.

## 2010-11 ORGANIZATIONAL ROSTER

### FORWARDS

#	Player	Height	Weight	DOB	Birthplace
11	Niclas Bergfors	6' 0"	200	Mar 7, 1987	Sodertalje, SWE
26	Steve Bernier	6' 2"	224	Mar, 31, 1985	Quebeci City, QC, CAN
12	Byron Bitz	6' 5"	215	Jul 21, 1984	Saskatoon, SK, CAN
10	David Booth	6' 1"	216	Nov 24, 1984	Detroit, MI, USA
20	Ryan Carter	6' 2"	200	Aug 3, 1983	White Bear Lake, MN, USA
63	Evgeny Dadonov	5' 10"	178	Mar 12, 1989	Chelyabinsk, RUS
6	Mike Duco	5' 10"	200	Jul 8, 1987	Toronto, ON, CAN
16	Darcy Hordichuk	6' 1"	211	Aug 10, 1980	Kamsack, SK, CAN
28	Hugh Jessiman	6' 6"	221	Mar 28, 1984	New York City, NY, USA
8	Tim Kennedy	5' 10"	173	Apr 30, 1986	Buffalo, NY, USA
41	Shawn Matthias	6' 4"	216	Feb 19, 1988	Mississauga, ON, CAN
17	Kendal McArdle	5' 11"	190	Jan 4, 1987	Toronto, ON, CAN
85	Rostislav Olesz	6' 1"	214	Oct 10, 1985	Bilovec, CZE
19	Marty Reasoner	6' 1"	205	Feb 26, 1977	Honeoye Falls, NY, USA
27	Steven Reinprecht	6' 0"	195	May 7, 1976	Edmonton, AB, CAN
32	Michal Repik	5' 10"	180	Dec 31, 1988	Vlasim, CZE
34	Patrick Rissmiller	6' 4"	220	Oct 26, 1978	Belmont, MA, USA
14	Sergei Samsonov	5' 8"	188	Oct 27, 1978	Moscow, RUS
13	Mike Santorelli	6' 0"	190	Dec 14, 1985	Vancouver, BC, CAN
15	Jack Skille	6' 1"	215	May 19, 1987	Madison, WI, USA
37	Bill Thomas	6' 1"	185	Jun 20, 1983	Pittsburgh, PA, USA
75	Scott Timmins	5' 11"	191	Sep 11, 1989	Hamilton, ON, CAN
9	Stephen Weiss	5' 11"	193	Apr 3, 1983	Toronto, ON, CAN

### DEFENSEMEN

#	Player	Height	Weight	DOB	Birthplace
48	Joe Callahan	6' 3"	210	Dec 20, 1982	Brocton, MA, USA
4	Keaton Ellerby	6' 4"	220	Nov 5, 1988	Strathmore, AB, CAN
52	Jason Garrison	6' 2"	216	Nov 13, 1984	White Rock, BC, CAN
7	Dmitry Kulikov	6' 1"	196	Oct 29, 1990	Lipetsk, RUS
2	Alexander Sulzer	6' 1"	204	May 30, 1984	Kaufbeuren, DEU
43	Mike Weaver	5' 9"	186	May 2, 1978	Bramalea, ON, CAN
3	Clay Wilson	6' 0"	195	Apr 5, 1983	Sturgeon Lake, MN, USA

### GOALTENDERS

#	Player	Height	Weight	DOB	Birthplace
30	Scott Clemmensen	6' 3"	203	Jul 23, 1977	Des Moines, IA, USA
33	Jacob Markstrom	6' 3"	178	Jan 31, 1990	Gavle, SWE
35	Tyler Plante	6' 3"	191	Apr 16, 1987	Milwaukee, WI, USA
29	Tomas Vokoun	6' 0"	216	Jul 2, 1976	Karlovy Vary, CZE

## 2010-11 NUMERICAL ROSTER

#	Pos.	Player	#	Pos.	Player
2	D	Alexander Sulzer	20	C	Ryan Carter
3	D	Clay Wilson	26	R	Steve Bernier
4	D	Keaton Ellerby	27	C	Steven Reinprecht
6	D	Mike Duco	28	L	Hugh Jessiman
7	D	Dmitry Kulikov	29	G	Tomas Vokoun
8	L	Tim Kennedy	30	G	Scott Clemmensen
9	C	Stephen Weiss	32	R	Michal Repik
10	L	David Booth	33	G	Jacob Markstrom
11	C	Niclas Bergfors	34	L	Patrick Rissmiller
12	R	Byron Bitz	35	G	Tyler Plante
13	C	Mike Santorelli	37	L	Bill Thomas
14	R	Sergei Samsonov	43	D	Mike Weaver
15	R	Jack Skille	48	D	Joe Callahan
16	R	Darcy Hordichuk	52	D	Jason Garrison
17	L	Kendal McArdle	63	R	Evgeny Dadonov
18	C	Shawn Matthias	75	C	Scott Timmins
19	C	Marty Reasoner	85	L	Rostislav Olesz

## FINAL SCORING / GOALTENDING

RK	POS	NAME	SWT	GP	TOI	G	A	PTS	+/-	PIM	PP	SH	GW	S	S%
1	C	Stephen Weiss	9	76	20:05	21	28	49	-9	49	3	2	1	172	12.2
2	C	Mike Santorelli	13	82	16:41	20	21	41	-17	20	5	1	1	193	10.4
3	L	David Booth	14	82	18:53	23	17	40	-31	26	8	0	3	280	8.2
4	L	Sergei Samsonov	14	20	19:13	3	11	14	-2	2	0	0	1	36	8.3
		<b>Total</b>		<b>78</b>	<b>15:27</b>	<b>13</b>	<b>27</b>	<b>40</b>	<b>-2</b>	<b>14</b>	<b>4</b>	<b>0</b>	<b>1</b>	<b>123</b>	<b>10.6</b>
5	R	Niclas Bergfors	11	20	16:18	1	6	7	2	2	0	0	0	53	1.9
		<b>Total</b>		<b>72</b>	<b>14:45</b>	<b>12</b>	<b>24</b>	<b>36</b>	<b>-9</b>	<b>8</b>	<b>3</b>	<b>0</b>	<b>1</b>	<b>152</b>	<b>7.9</b>
6	D	Dennis Wideman	6	61	23:57	9	24	33	-26	33	8	0	1	135	6.7
7	C	Marty Reasoner	19	82	17:09	14	18	32	2	22	0	0	4	124	11.3
8	L	Michael Frolik	67	52	16:01	8	21	29	2	16	1	0	1	158	5.1
9	D	Dmitry Kulikov	7	72	19:57	6	20	26	-5	45	1	0	1	83	7.2
10	L	Chris Higgins	21	48	16:38	11	12	23	5	10	0	0	0	126	8.7
11	L	Cory Stillman	61	44	15:55	7	16	23	3	20	1	0	1	81	8.6
12	D	Bryan McCabe	24	48	21:00	5	17	22	3	28	2	0	0	88	5.7
13	R	Radek Dvorak	14	53	16:33	7	14	21	2	20	0	1	3	89	7.9
14	R	Jack Skille	15	13	16:24	1	1	2	-12	4	0	0	0	33	3
		<b>Total</b>		<b>62</b>	<b>11:55</b>	<b>8</b>	<b>11</b>	<b>19</b>	<b>-9</b>	<b>29</b>	<b>1</b>	<b>0</b>	<b>1</b>	<b>154</b>	<b>5.2</b>
15	D	Jason Garrison	52	73	22:17	5	13	18	-2	26	0	0	3	116	4.3
16	R	Evgeny Dadonov*	63	36	14:15	8	9	17	0	14	1	0	0	60	13.3
17	L	Rostislav Olesz	85	44	13:52	6	11	17	-1	8	1	0	1	71	8.5
18	C	Shawn Matthias	18	51	11:50	6	10	16	0	16	0	0	0	90	6.7
19	R	Steve Bernier	26	68	13:01	5	10	15	-14	21	3	0	0	97	5.2
20	D	Mike Weaver	43	82	20:48	2	11	13	1	34	0	0	1	53	3.8
21	D	Bryan Allen	5	53	19:12	4	8	12	-5	63	0	0	1	50	8
22	D	Keaton Ellerby*	4	54	16:05	2	10	12	-15	22	0	0	0	56	3.6
23	C	Steve Reinprecht	27	29	11:46	4	6	10	-2	6	1	0	1	31	12.9
24	C	Ryan Carter	20	12	13:30	2	1	3	3	22	0	0	0	14	14.3
		<b>Total</b>		<b>62</b>	<b>10:01</b>	<b>3</b>	<b>6</b>	<b>9</b>	<b>-1</b>	<b>66</b>	<b>0</b>	<b>0</b>	<b>0</b>	<b>63</b>	<b>4.8</b>
25	R	Michal Repik*	32	31	12:47	2	6	8	-6	22	0	0	0	54	3.7
26	R	Bill Thomas	37	24	8:30	4	3	7	1	6	0	0	2	33	12.1
27	D	Clay Wilson	3	15	14:50	3	2	5	4	6	0	0	0	22	13.6
28	L	Darcy Hordichuk	16	64	5:04	1	4	5	-1	76	0	0	0	32	3.1
29	D	Alexander Sulzer	2	9	17:00	0	1	1	-3	0	0	0	0	7	0
		<b>Total</b>		<b>40</b>	<b>17:32</b>	<b>1</b>	<b>4</b>	<b>5</b>	<b>-1</b>	<b>76</b>	<b>0</b>	<b>0</b>	<b>0</b>	<b>32</b>	<b>3.1</b>
30	C	Scott Timmins*	75	19	10:49	1	0	1	-8	8	0	0	0	13	7.7
31	L	Tim Kennedy	8	6	10:22	0	1	1	0	0	0	0	0	2	0
32	L	Patrick Rissmiller	34	9	10:03	0	1	1	0	0	0	0	0	12	0
		<b>Total</b>		<b>10</b>	<b>10:21</b>	<b>0</b>	<b>1</b>	<b>1</b>	<b>-1</b>	<b>0</b>	<b>0</b>	<b>0</b>	<b>0</b>	<b>14</b>	<b>0</b>
33	D	Joe Callahan	48	27	15:52	0	1	1	-1	12	0	0	0	6	0
34	L	Kenndal McArdle*	17	11	9:56	0	0	0	-3	16	0	0	0	6	0
35	R	Hugh Jessiman	28	2	7:21	0	0	0	-1	5	0	0	0	2	0
36	L	Mike Duco*	6	2	8:33	0	0	0	-1	10	0	0	0	0	0

RK	NAME	SWT	GP	W	L	OT	SA	GA	GAA	SV	SV%	SO	G	A	PIM	TOI
1	Tomas Vokoun	29	57	22	28	5	1,753	137	2.55	1,616	.922	6	0	1	2	3,224
2	Scott Clemmensen	30	31	8	11	7	883	74	2.62	759	.911	1	0	1	2	1,696
3	Jacob Markstrom*	33	1	0	1	0	14	2	3.00	12	.857	0	0	0	0	40

\* = rookie

---

## HIGHLIGHTS

---

**FULL STRENGTH:** On Oct. 11 in Vancouver, for just the fourth time in franchise history, the Panthers played a regular season game without committing a penalty. The last time the Panthers played a game without sending a player to the sin bin was January 8, 2009 against Carolina, where the Panthers emerged with a 4-2 victory.

**HONORING A LEGEND:** On Oct. 23, the Florida Panthers honored Mr. Bill Torrey. Torrey joined the Panthers in 1993 and served as the team's first president and built the team that won the 1996 Eastern Conference Championship. The evening included a video tribute, on-ice presentations from Panthers General Partner Cliff Viner and many others, as well as a banner raised to honor the hockey Hall of Famer.

**A LONELY ISLAND:** A loss at the BankAtlantic Center on Oct. 23 marked the eighth consecutive time the New York Islanders played in South Florida and left with a loss, a new franchise record for the Panthers. The Islanders were previously tied with the Pittsburgh Penguins, who dropped seven straight decisions in South Florida in the early 2000s. New York would end their drought on Mar. 23 with a 4-3 shootout victory over the Cats.

**REGULATION RENEGADES:** The Panthers played their first 21 games of the season within the confines of regulation. The 21-game streak marked the longest the Cats have gone to open a season without entering overtime. During the 1995-96 season, in which the Panthers went to the Stanley Cup Finals, they did not play any extra time before losing to the New York Islanders in overtime during the 11th game of the season. Their streak was snapped on Nov. 27 as they won via a shootout 4-3 over Tampa Bay.

**50-50:** After posting a franchise-record 55 shots Wednesday, Nov. 3 against Atlanta, the Panthers tallied 50 shots on goal Friday, Nov. 5 against Carolina. The two-game span marked the first time in franchise history the Cats posted back-to-back 50-shot games. The 105 total shots on goal set the new franchise mark for combined shots in a two-game period, and was the highest two-game total in the NHL since the New York Rangers posted 107 shots in two games in 1994.

**TAKING CHANCES:** David Booth recorded nine shots in a game for the first time in his NHL playing career (spanning 225 NHL contests) on Oct. 16 vs. TB and it took him a mere seven games to match that feat Nov. 3 vs. ATL. The Panthers winger would easily trump that, while tying a franchise record (Pavel Bure - February 10, 2001 at Atlanta) in the process as he posted 14 shots Nov. 18 at Boston.

**ON TOP OF THE CHARTS:** Radek Dvorak became Florida's all-time games played leader on Friday, Nov. 12 against Minnesota when he skated in his 574th game as a Panther, passing Robert Svehla (573, 1994-2002). Dvorak finished with 613 games in a Panthers uniform before being traded at the deadline to Atlanta. Dvorak would also skate in his 1,100th game with the Cats against the Detroit Red Wings on Feb. 18, making him the 153rd player in NHL history to reach the milestone, 19th active skater to have played in 1,100 games.

**MEDAL OF HONOR:** Four Panthers prospects, including all three first-round selections in the 2010 NHL Entry Draft, captured medals at the World Junior Championships in Buffalo, NY. Erik Gudbranson (3rd overall) and Quinton Howden (25th overall) were both part of Team Canada that took home the silver medal. Nick Bjugstad (19th overall) and Drew Shore (44th overall in 2009 Entry Draft) both won a bronze medal playing for Team USA. Both Bjugstad and Shore tallied a goal in the USA's medal-clinching win over Sweden, with Bjugstad notching his second game-winning goal of the tournament.

**A GRAND AFFAIR:** Cory Stillman joined elite company Feb. 3 vs Philadelphia, becoming the 262nd player in NHL history to skate in 1,000 career games. Stillman, selected in the first round (sixth overall) of the 1992 NHL Entry Draft by the Calgary Flames, made his NHL debut against the Winnipeg Jets on Feb. 6, 1995. A winner of two Stanley Cups with Tampa Bay (2003-04) and Carolina (2005-06), Stillman will become the 32nd active player and third on the Panthers roster.

**STREAK SNAPPED:** When the Islanders tallied a power play goal on Feb. 21, it snapped a streak of 31 consecutive penalty kills, dating back to Feb. 1 at Toronto. The streak, which lasted a total of 551:16 of game play, also included eight complete games during which the Panthers did not allow a power play goal.

**MOVING ON UP:** On Mar. 25 against Buffalo, Stephen Weiss played in his 553rd game in a Panthers uniform, passing Scott Mellanby for fourth place on the franchise's all-time games played list. Weiss (557) now trails only Olli Jokinen (567), Robert Svehla (573) and Radek Dvorak (613) for the franchise mark in terms of games played.

**DOWN TO THE WIRE:** The Panthers 1-0 victory over the Capitals on the last game of the season on Apr. 9 marked the 49th game for the Cats this season decided by one goal, the most in the NHL. The Cats were 19-18-12 in one-goal games this season. The 49 one-goal games was the highest total of games decided by a final margin of one goal in franchise history (excludes ties), eclipsing the previous mark of 47 set during the 2007-08 season (22-16-9). The Panthers franchise record for games decided by one goal or fewer came during the inaugural year. The Cats posted a 16-20-17-0 record in 53 games decided by one goal or fewer during the 1993-94 season (includes 17 ties).

**KILLIN' IT:** After finishing the 2009-10 campaign with the league's 23rd ranked penalty kill unit (79.4%), the Panthers improved greatly while being a man down this season. The Cats finished with the league's sixth ranked penalty kill (84.6%).

**CONTROLLING THE CIRCLE:** After failing to finish ranked higher than 15th league-wide in any of the last four seasons, the Panthers controlled play from the moment the puck dropped this season. The Cats finished with the fourth best team faceoff percentage in the NHL and first in the Eastern Conference (51.9%). The Panthers had two players ranked in the top-25 league-wide in terms of face-off percentage (Reasoner, Weiss).

**FLURRY OF FIRSTS:** This season saw a plethora of firsts on the ice for several Panthers. Keaton Ellerby (Jan. 25 at NYR), Evgeny Dadonov (Dec. 15 vs. CAR) and Scott Timmins (Feb. 2 at MTL) each recorded their first career NHL goals this season. Ellerby and Dadonov also recorded their first career assists this season while Timmins (Feb. 1 at TOR) joined Jacob Markstrom (Jan. 23 at NJD) and Hugh Jessiman (Feb. 27 vs. NJD) as Cats to make their NHL debuts this season. Dmitry Kulikov, Mike Weaver and Jason Garrison also propelled the Cats to victory as each tallied his first career game-winning goal during the 2010-11 season.

**AWARD WINNERS:** The Panthers handed out their annual year-end awards. Stephen Weiss was selected as the BankAtlantic MVP (voted on by the fans) and Jason Garrison named as the ADT Defensive Player of the Year (also chosen by the fans). Tomas Vokoun's play throughout this season earned him the team's Star of the Year award (based on the end of the game three-star voting by the media throughout the season). David Booth was selected as the club's nominee for the Masterson trophy, awarded to the player who best exemplifies the qualities of perseverance, sportsmanship, and dedication to the game (as selected by South Florida writers) while Marty Reasoner was selected as the club's King Clancy nominee as the player who best exemplifies leadership qualities on and off the ice and has made a noteworthy humanitarian contribution in his community. Reasoner was nominated by his teammates.



## MILESTONES

### **BRYAN ALLEN**

Played in 500th career NHL game Feb. 27 vs. NJD

### **STEVE BERNIER**

Recorded 150th career point (goal) Dec. 1 at ANA

### **DAVID BOOTH**

Recorded 150th career point (goal) Jan. 11 vs. WSH

Played in 300th career game Apr. 2 vs PIT

### **SCOTT CLEMMENSEN**

Played in 100th career game Dec. 22 at PIT

Recorded 50th career win Mar. 17 vs TOR

### **EVGENY DADONOV**

Recorded first career point (assist) Dec. 7 vs. COL

Recorded first career multi-point game (0-2) Dec. 17 vs. BUF

Recorded first career powerplay goal Jan. 15 vs. NJD

### **PETER DeBOER**

Recorded 100th career victory Mar. 8 vs CHI

### **RADEK DVORAK**

Passed Robert Svehla for first on franchise's all-time games played list (574) on Nov. 12 vs. MIN

Recorded 550th career point (assist) Jan. 23 at NJD

Played in 1,100th career NHL game Feb. 18 vs DET

### **KEATON ELLERBY**

First career point (assist) Oct. 23 vs. NYI

First career multi-point game (0-2) Oct. 23 vs. NYI

First career goal Jan. 25 at NYR

### **MICHAEL FROLIK**

Recorded 100th career point (assist) Nov. 20 at NYI

Tallied 50th career goal Dec. 17 vs. BUF

Played in 200th career game Jan. 8 at WSH

### **JASON GARRISON**

Scored first career game-winning goal Dec. 23 at BUF

Played in 100th career game Mar. 12 vs TBL

### **CHRIS HIGGINS**

Recorded 100th career goal Jan. 17 vs. ATL

### **DARCY HORDICHUK**

Recorded 1,000th career PIM Oct. 28 at OTT

### **HUGH JESSIMAN**

Made NHL debut Feb. 27 vs NJD

### **DMITRY KULIKOV**

Played in 100th career game Dec. 23 at BUF

Tallied first career game-winning goal Jan. 15 vs. NJD

Posted career-best four-game point streak (2-4-6) 1/15-1/25

### **SHAWN MATTHIAS**

Played in 100th career game Dec. 9 at WSH

Recorded first career multi-assist game (0-2) Dec. 17 vs. BUF

### **JACOB MARKSTROM**

Made NHL debut Jan. 23 at NJD

### **BRYAN MCCABE**

Played in 1,100 career game Dec. 22 at PIT

### **MARTY REASONER**

Recorded 150th career assist Dec. 20 at PHI

Registered 250th career point (goal) Mar. 8 vs. CHI

Played in 700th career game Mar. 27 at PIT

### **MIKE SANTORELLI**

Recorded first career multi-point game (2-0) Nov. 20 at NYI

Tallied career-high seven shots on goal Nov. 20 at NYI

Played in 100th career game Mar. 10 vs OTT

### **CORY STILLMAN**

Recorded 700th career point (assist) Jan. 11 vs. WSH

Recorded 100th point as a Panther (assist) Jan. 15 vs. NJD

Played in 1,000th career game Feb. 16 vs PHI

### **SCOTT TIMMINS**

Made NHL debut Feb. 1 at TOR

Recorded first career point (goal) Feb. 2 at MTL

### **TOMAS VOKOUN**

Played in 600th career game Dec. 17 vs. BUF

Recorded 250th career win Dec. 7 vs. COL

### **MIKE WEAVER**

Recorded 50th career point (assist) Jan. 7 vs. CAR

Tallied first career game-winning goal Jan. 25 at NYR

Played in 400th career game Feb. 25 at ATL

### **STEPHEN WEISS**

Played in 500th game Nov. 24 vs. BOS

Recorded 300th career point (assist) Dec. 15 vs. CAR

Recorded 200th career assist Jan. 17 vs. ATL

### **DENNIS WIDEMAN**

Played in 400th career game Nov. 27 at TBL

Scored 50th career goal Jan. 11 vs. WSH



# NICLAS BERGFORS

(NIHK-luhs BUHRG-fohrs)

# 11

**RIGHT WING** · Shoots Right · 6-0, 200 · Born 3/7/87 in Sodertalje, Sweden

Season Highs:	<b>G</b>	<b>A</b>	<b>P</b>	<b>PIM</b>	<b>TOI</b>	<b>Shots</b>	<b>Hits</b>	<b>+/-</b>
	1	2	2	2	20:12	6	2	+2
	12x	1/14 vs. PHI	2x	4x	3/19 vs. NYI	2x	3/3 vs. MTL	1/5 vs. FLA

**HOW ACQUIRED:** Traded from Atlanta to Florida along with Patrick Rissmiller for Radek Dvorak and a 2011 fifth-round selection on Feb. 28, 2011.

**2010-11:** Completed his fourth NHL season, first with Florida...Third on the team in assists this season (24)...Notched a game-high six shots Mar. 29 at CBJ...Recorded assists in consecutive games 3/17, 3/19...Netted his first goal as a Panther Mar. 12 vs. TBL...Had a three-game point streak (1-2-3) Mar. 8-12...Recorded first point (assist) as a Panther Mar. 5 at ATL...Made his Panthers debut Mar. 1 at CAR, registering 17:46 of ice time with four shots...Acquired via trade from Atlanta on Feb. 28...Recorded 11 goals and 18 assists with six PIM in 52 games as a Thrasher this season.

REGULAR SEASON											PLAYOFFS					
SEASON	TEAM	LEAGUE	GP	G	A	PTS	+/-	PIM	PPG	SHG	GWG	GP	G	A	PTS	PIM
2010-11	Atlanta	NHL	52	11	18	29	-11	6	3	0	1	-	-	-	-	-
	Florida	NHL	20	1	6	7	2	2	0	0	0	-	-	-	-	-
	<b>FLORIDA TOTALS:</b>		<b>20</b>	<b>1</b>	<b>6</b>	<b>7</b>	<b>2</b>	<b>2</b>	<b>0</b>	<b>0</b>	<b>0</b>	-	-	-	-	-
	<b>NHL TOTALS:</b>		<b>162</b>	<b>34</b>	<b>47</b>	<b>81</b>	<b>-21</b>	<b>18</b>	<b>12</b>	<b>0</b>	<b>7</b>	-	-	-	-	-



# STEVE BERNIER

(STEEV BAIrn-yay)

# 26

**RIGHT WING** · Shoots Right · 6-2, 224 · Born 3/31/85 in Quebec City, Quebec

Season Highs:	<b>G</b>	<b>A</b>	<b>P</b>	<b>PIM</b>	<b>TOI</b>	<b>Shots</b>	<b>Hits</b>	<b>+/-</b>
	2	2	3	5	20:04	6	6	+2
	12/1 vs. ANA	10/10 vs. EDM	12/1 vs. ANA	2/21 vs. NYI	12/2 vs. LAK	12/1 vs. ANA	2x	2x

**HOW ACQUIRED:** Traded from Vancouver to Florida along with Michael Grabner and a first round selection in the 2010 NHL Entry Draft in exchange for Keith Ballard and Victor Oreskovich on June 25, 2010.

**2010-11:** Completed his sixth NHL season, first with Florida...Missed the final two games of the season with a shoulder injury...Tallied an assist Mar. 29 at CBJ...Recorded game-high three takeaways Mar. 17 vs. TOR...Tallied game-winning goal in shootout Feb. 25 at ATL...Talled a goal Feb. 10 vs. BUF...Recorded assists in three straight games 1/23-2/4...Notched goal Dec. 9 at WSH...Recorded three points, including two power play goals on game-high six shots after missing eight games due to fractured orbital bone Dec. 1 at ANA...Notched his 150th career point (goal) Dec. 1 at ANA...Scored first goal of the season and first as a Panthers Oct. 23 vs. NYI...Picked up two assists in 9:43 of ice time in Panther debut on Oct. 10 at EDM.

REGULAR SEASON											PLAYOFFS					
SEASON	TEAM	LEAGUE	GP	G	A	PTS	+/-	PIM	PPG	SHG	GWG	GP	G	A	PTS	PIM
2010-11	Florida	NHL	68	5	10	15	-14	21	3	0	0	-	-	-	-	-
	<b>FLORIDA TOTALS:</b>		<b>68</b>	<b>5</b>	<b>10</b>	<b>15</b>	<b>-14</b>	<b>21</b>	<b>3</b>	<b>0</b>	<b>0</b>	-	-	-	-	-
	<b>NHL TOTALS:</b>		<b>385</b>	<b>76</b>	<b>83</b>	<b>159</b>	<b>-2</b>	<b>197</b>	<b>20</b>	<b>1</b>	<b>9</b>	<b>44</b>	<b>7</b>	<b>9</b>	<b>16</b>	<b>17</b>



# BYRON BITZ

(BIGH-ruhn BIHTZ)

# 12

**RIGHT WING** · Shoots Right · 6-5, 215 · Born 7/21/84 in Saskatoon, Saskatchewan

Season Highs:	<b>G</b>	<b>A</b>	<b>P</b>	<b>PIM</b>	<b>TOI</b>	<b>Shots</b>	<b>Hits</b>	<b>+/-</b>
	-	-	-	-	-	-	-	-

**HOW ACQUIRED:** Traded from Boston to Florida on March 3, 2010 along with Craig Weller and a second-round pick in the 2010 NHL Entry Draft in exchange for Dennis Seidenberg and Matt Bartkowski.

**2010-11:** Completed his fourth NHL season, second with Florida...missed the entire 2010-11 season after suffering a sports hernia during training camp.

REGULAR SEASON											PLAYOFFS					
SEASON	TEAM	LEAGUE	GP	G	A	PTS	+/-	PIM	PPG	SHG	GWG	GP	G	A	PTS	PIM
2010-11	Florida	NHL	-	-	-	-	-	-	-	-	-	-	-	-	-	-
	<b>FLORIDA TOTALS:</b>		<b>7</b>	<b>1</b>	<b>1</b>	<b>2</b>	<b>1</b>	<b>2</b>	<b>0</b>	<b>0</b>	<b>0</b>	-	-	-	-	-
	<b>NHL TOTALS:</b>		<b>87</b>	<b>9</b>	<b>9</b>	<b>18</b>	<b>-8</b>	<b>51</b>	<b>0</b>	<b>0</b>	<b>2</b>	<b>5</b>	<b>1</b>	<b>1</b>	<b>2</b>	<b>2</b>



# DAVID BOOTH

(DAY-vid booth)

# 10

**LEFT WING** · Shoots Left · 6-1, 216 · Born 11/24/84 in Detroit, Michigan

<b>Season Highs:</b>	<b>G</b> 2	<b>A</b> 2	<b>P</b> 3	<b>PIM</b> 2	<b>TOI</b> 23:48	<b>Shots</b> 14	<b>Hits</b> 7	<b>+/-</b> +3
	10/16 vs. TBL	1/8 vs. WSH	10/16 vs. TBL	13x	11/22 vs. PIT	11/18 vs. BOS	2x	10/16 vs. TBL

**HOW ACQUIRED:** Florida's third choice (53rd overall) in the 2004 NHL Entry Draft. Signed a six-year extension on July 1, 2009.

**2010-11:** Completed his fifth NHL season, fifth with Florida...First on team in goals (23)...Tied for third on the team in points (40)...Second on the team in hits this season (127)...Nominated for the Masterson Trophy after being limited to 28 games with two separate concussions a season ago...Played in all 82 games this season...Tallied a game-high seven hits Mar. 27 at PIT...Recorded goals in three consecutive games 3/5-3/8...Tallied a goal and an assist with six hits Mar. 8 vs. CHI...Notched the game-winner Jan. 13 vs. NSH...Tallied a pair of assists Jan. 8 at WSH...Notched a goal and a team-high five hits Dec. 17 vs. BUF...Recorded goal and an assist Dec. 7 vs. COL...Recorded goal on four shots Dec. 2 at LAK...Tied franchise record for most shots in a game with 14 (Pavel Bure - 2/10/01 at ATL) Nov. 18 at BOS...Registered a goal and an assist Nov. 5 vs. CAR...Notched game-winner and second penalty shot goal of career Oct. 30 at MTL...Recorded his first goal of the season and three points (2-1-3) Oct. 16 vs. TBL...Tallied an assist in first game of season Oct. 10 at EDM.

REGULAR SEASON												PLAYOFFS				
SEASON	TEAM	LEAGUE	GP	G	A	PTS	+/-	PIM	PPG	SHG	GWG	GP	G	A	PTS	PIM
2010-11	Florida	NHL	82	23	17	40	-31	26	8	0	3	-	-	-	-	-
	FLORIDA TOTALS:		303	87	79	166	-11	125	20	0	16	-	-	-	-	-
	NHL TOTALS:		303	87	79	166	-11	125	20	0	16	-	-	-	-	-



# JOE CALLAHAN

(JOH kal-AH-han)

# 48


**DEFENSE** · Shoots Right · 6-3, 210 · Born 12/20/82 in Brockton, Massachusetts

<b>Season Highs:</b>	<b>G</b> -	<b>A</b> 1	<b>P</b> 1	<b>PIM</b> 2	<b>TOI</b> 19:48	<b>Shots</b> 3	<b>Hits</b> 5	<b>+/-</b> +1
	-	4/8 vs. TBL	4/8 vs. TBL	6x	3/1 vs. CAR	3/3 vs. MTL	3/29 vs. CBJ	7x

**HOW ACQUIRED:** Signed as a free agent on August 3, 2010.

**2010-11:** Completed his third NHL season, first with Florida...Tallied his first point as a Panther (assist) Apr. 8 at TBL...Registered career-high 19:48 of ice time Mar. 1 at CAR...Recalled for fourth time this season on Feb. 24...Recalled for the third time this season on Feb. 12...Recalled for second time this season from Rochester (AHL) on Jan. 20...Recalled from Rochester on Nov. 24.

REGULAR SEASON												PLAYOFFS				
SEASON	TEAM	LEAGUE	GP	G	A	PTS	+/-	PIM	PPG	SHG	GWG	GP	G	A	PTS	PIM
2010-11	Rochester	AHL	48	4	9	13	-13	12	2	0	-	-	-	-	-	-
	Florida	NHL	27	0	1	1	-1	12	0	0	0	-	-	-	-	-
	FLORIDA TOTALS:		27	0	1	1	-1	12	0	0	0	-	-	-	-	-
	NHL TOTALS:		46	0	4	4	5	16	0	0	0	-	-	-	-	-



# RYAN CARTER

(RIGH-uhn KAHR-tuhr)

# 20

**CENTER** · Shoots Left · 6-2, 200 · Born 8/3/83 in White Bear Lake, Minnesota

<b>Season Highs:</b>	<b>G</b> 1	<b>A</b> 1	<b>P</b> 1	<b>PIM</b> 9	<b>TOI</b> 20:40	<b>Shots</b> 4	<b>Hits</b> 6	<b>+/-</b> +1
	3x	6x	9x	11/10 vs. NYI	3/29 vs. CBJ	10/26 vs. DAL	3x	13x

**HOW ACQUIRED:** Traded from Carolina to Florida along with a fifth-round pick in the 2011 NHL Entry Draft in exchange for Cory Stillman on February 24, 2011.

**2010-11:** Completed his fifth NHL season, first with Florida...Missed the final two games of the season after suffering a concussion Apr. 6 at WSH...Notched a game-high six hits Mar. 31 vs. OTT...Logged a career-high 20:40 of ice time Mar. 29 at CBJ...Tallied a goal Mar. 27 at PIT...Recorded a game-high four takeaways Mar. 23 at CHI...Notched a game-high six hits Mar. 19 vs. NYI...Notched an assist Mar. 17 vs. TOR...Recorded a team-high six hits Mar. 15 vs. PHI...Tallied a goal in his first game with the Panthers Mar. 12 vs. TBL...Acquired via trade from CAR on Feb. 24, along with a 2011 fifth-round draft pick in exchange for Cory Stillman...Played in 50 games (Anaheim - 18; Carolina - 32) during the 2010-11 campaign, tallying one goal and five assists with 44 PIM.

REGULAR SEASON												PLAYOFFS				
SEASON	TEAM	LEAGUE	GP	G	A	PTS	+/-	PIM	PPG	SHG	GWG	GP	G	A	PTS	PIM
2010-11	Anaheim	NHL	18	1	2	3	-4	22	0	0	0	-	-	-	-	-
	Carolina	NHL	32	0	3	3	0	22	0	0	0	-	-	-	-	-
	Florida	NHL	12	2	1	3	3	22	0	0	0	-	-	-	-	-
	FLORIDA TOTALS:		12	2	1	3	3	22	0	0	0	-	-	-	-	-
	NHL TOTALS:		182	14	21	35	0	185	0	0	3	20	2	3	5	6



# SCOTT CLEMMENSEN

(SKAWT KLEH-mehn-sehn)

# 30

**GOALTENDER** · Catches Left · 6-3, 203 · Born 7/23/77 in Des Moines, Iowa

Season Highs:	Shots	Saves
	42	40
	2x	2x

**HOW ACQUIRED:** Signed as a free agent July 1, 2009.

**2010-11:** Completed his eighth NHL season, second with Florida...Stopped 24 shots in a shutout Mar. 17 vs. TOR...Recorded 35 saves while earning an overtime victory Mar. 12 vs. TBL...Notched an assist Feb. 23 at OTT...Recorded 34 saves while earning a shootout victory on Feb. 19 at TBL...Stopped 33 of 35 shots in overtime win Jan. 15 vs. NJD...Turned aside 27 of 29 shots to earn win Jan. 13 vs. NSH...Recorded 16 saves in relief Jan. 5 vs. ATL...Stopped 34 shots in overtime victory Jan. 3 at CAR...Recorded 40 saves in shootout loss Dec. 27 vs. BOS...Stopped 18 of 19 shots in relief Dec. 22 at PIT...Recorded 40 saves on 41 shots while earning second win of the season in a shootout Dec. 4 at PHX...Stopped 26 of 29 shots while making second start of the season Nov. 6 at CAR...Stopped 22 shots in relief while earning first win of the season Nov. 5 vs. CAR...Made first start of the season Oct. 26 at TOR, stopping 21 or 24 shots...Stopped all six shots faced in relief during season debut Oct. 21 vs. DAL.

REGULAR SEASON											PLAYOFFS					
SEASON	TEAM	LEAGUE	GP	W	L	OTL	SO	GA	SV%	GAA	MIN	GP	W-L	GA	SV%	GAA
2010-11	Florida	NHL	31	8	11	7	1	74	0.911	2.62	1,696	-	-	-	-	-
	Florida	NHL	54	17	19	9	2	133	0.911	2.74	2,911	-	-	-	-	-
	NHL TOTALS:		122	50	39	14	6	293	0.909	2.66	6,612	1	0-0	0	1.000	0.00



# EVGENY DADONOV

(ehv-GEH-nee do-DON-nauv)

# 63

**RIGHT WING** · Shoots Left · 5-10, 178 · Born 3/12/89 in Chelyabinsk, Russia

Season Highs:	G	A	P	PIM	TOI	Shots	Hits	+/-
	2	2	2	4	18:53	4	5	+2
	3/19 vs. NYI	3x	5x	1/11 vs. WSH	2x	3x	4/2 vs. PIT	3x

**HOW ACQUIRED:** Florida's third choice (71st overall) in the 2007 NHL Entry Draft.

**2010-11:** Completed his second NHL season, second with Florida...Tallied a pair of assists Apr. 8 at TBL...Recorded a goal Mar. 29 at CBJ...Netted two goals in his return to action Mar. 19 vs. NYI after missing 21 games with a broken finger (first career multi-goal game)...Scored first career powerplay goal Jan. 15 vs. NJD...Notched a pair of assists Dec. 23 at BUF...Had a three-game point streak (2-3-5) snapped Dec. 22 at PIT...Posted back-to-back multi-point games (1-3-4) Dec. 17-20...Recorded his first career multi-point game while notching two assists Dec. 17 vs. BUF...Netted his first career NHL goal Dec. 15 vs. CAR...Registered first career NHL point with an assist Dec. 7 vs. COL...Recalled for first time on Dec. 7.

REGULAR SEASON											PLAYOFFS					
SEASON	TEAM	LEAGUE	GP	G	A	PTS	+/-	PIM	PPG	SHG	GWG	GP	G	A	PTS	PIM
2010-11	Rochester	AHL	24	8	8	16	-3	4	2	0	-	-	-	-	-	-
2010-11	Florida	NHL	36	8	9	17	0	14	1	0	0	-	-	-	-	-
	Florida	NHL	40	8	9	17	-1	14	1	0	0	-	-	-	-	-
	NHL TOTALS:		40	8	9	17	-1	14	1	0	0	-	-	-	-	-



# MIKE DUCO

(MIGHK DOO-koh)

# 6

**LEFT WING** · Shoots Left · 5-10, 200 · Born 7/8/87 in Toronto, Ontario

Season Highs:	G	A	P	PIM	TOI	Shots	Hits	+/-
	-	-	-	5	10:10	-	3	0
	-	-	-	2x	3/17 vs. TOR	-	2x	3/17 vs. TOR

**HOW ACQUIRED:** Signed as free agent on October 8, 2007.

**2010-11:** Completed his second NHL season, second with Florida...Made season debut Mar. 15 vs. PHI, registering 6:56 of ice time with three hits...Recalled from Rochester (AHL) for the first time this season on Mar. 14...Recorded 31 points, including team high 20 goals, with 126 PIM in 67 games with Rochester this season.

REGULAR SEASON											PLAYOFFS					
SEASON	TEAM	LEAGUE	GP	G	A	PTS	+/-	PIM	PPG	SHG	GWG	GP	G	A	PTS	PIM
2010-11	Rochester	AHL	67	20	11	31	-16	126	11	0	-	-	-	-	-	-
2010-11	Florida	NHL	2	0	0	0	-1	10	0	0	0	-	-	-	-	-
	Florida	NHL	12	0	0	0	-4	60	0	0	0	-	-	-	-	-
	NHL TOTALS:		12	0	0	0	-4	60	0	0	0	-	-	-	-	-



# KEATON ELLERBY

(KEE-tuhn EHL-uhr-bee)

4


**DEFENSE** · Shoots Left · 6-4, 220 · Born 11/5/88 in Strathmore, Alberta

Season Highs:	G	A	P	PIM	TOI	Shots	Hits	+/-
	1	2	2	2	22:41	4	4	+2
	2x	10/23 vs. NYI	10/23 vs. NYI	11x	3/8 vs. CHI	3/1 vs. CAR	5x	3x

**HOW ACQUIRED:** Florida's first choice (10th overall) in the 2007 NHL Entry Draft.

**2010-11:** Completed his second NHL season, second with Florida...Tallied a game-high four blocked shots Apr. 9 vs. WSH...Recorded first career three-game point streak (1-2-3) Mar. 12-17...Tallied a goal Mar. 17 vs. TOR...Recorded assists in consecutive games 3/12, 3/15...Recorded an assist with a plus-2 rating in a career high 22:41 of ice time Mar. 8 vs. CHI...Recalled from Rochester (AHL) on Feb. 28...Recorded an assist Feb. 13 vs. SJS...Tallied an assist Feb. 4 at NJD...Notched an assist while logging career-high 19:52 Feb. 1 at TOR...Recorded first career NHL goal Jan. 25 at NYR...Recalled from Rochester (AHL) Jan. 16...Recalled from Rochester Nov. 24, his third of the season...Notched an assist Nov. 13 at PHI...Recalled from Rochester (AHL) Nov. 5...Recorded his first career NHL point (assist) and multi-point game (0-2-2) Oct. 23 vs. NYI...Made his season debut Oct. 21 vs. DAL, registering 14:23 of ice time along with three shots...Recalled from Rochester (AHL) Oct. 20.

REGULAR SEASON											PLAYOFFS					
SEASON	TEAM	LEAGUE	GP	G	A	PTS	+/-	PIM	PPG	SHG	GWG	GP	G	A	PTS	PIM
2010-11	Rochester	AHL	17	2	3	5	8	8	1	0	-	-	-	-	-	-
2010-11	Florida	NHL	54	2	10	12	-15	22	0	0	0	-	-	-	-	-
	<b>FLORIDA TOTALS:</b>		<b>76</b>	<b>2</b>	<b>10</b>	<b>12</b>	<b>-16</b>	<b>24</b>	<b>0</b>	<b>0</b>	<b>0</b>	-	-	-	-	-
	<b>NHL TOTALS:</b>		<b>76</b>	<b>2</b>	<b>10</b>	<b>12</b>	<b>-16</b>	<b>24</b>	<b>0</b>	<b>0</b>	<b>0</b>	-	-	-	-	-



# JASON GARRISON

(JAY-son GAHR-i-son)

52


**DEFENSE** · Shoots Left · 6-2, 216 · Born 11/13/84 in White Rock, British Columbia

Season Highs:	G	A	P	PIM	TOI	Shots	Hits	+/-
	1	1	2	6	28:07	5	8	+2
	5x	13x	3/12 vs. TBL	3/12 vs. TBL	3/27 vs. PIT	1/21 vs. TBL	3/3 vs. MTL	6x

**HOW ACQUIRED:** Signed as free agent on April 2, 2008.

**2010-11:** Completed his third NHL season, third with Florida...Second on the team in blocked shots (127)...Named ADT Defensman of the Year...Tallied a goal Apr. 8 at TBL...Notched an assist Mar. 29 at CBJ...Logged a career-high 28:07 of ice time Mar. 27 at PIT...Tallied an assist Mar. 17 vs. TOR...Played in his 100th career NHL game Mar. 12 vs. TBL...Recorded his third career game-winning goal and an assist Mar. 12 vs. TBL...Notched an assist Mar. 5 at ATL...Recorded game-high eight hits Mar. 3 vs. MTL...Tallied game-winning goal Feb. 13 vs. SJS...Recorded game-high five blocked shots Feb. 2 at MTL...Notched an assist Jan. 5 vs. ATL...Scored first career game-winning goal Dec. 23 at BUF...Tallied an assist Dec. 17 vs. BUF...Registered assist Dec. 9 at WSH...Recorded first assist of season Nov. 22 vs. PIT...Notched first point of the season (goal) Nov. 3 vs. ATL...Returned Oct. 26 at TOR after missing two games with a groin injury, registering 20:34 of ice time with four blocked shots.

REGULAR SEASON											PLAYOFFS					
SEASON	TEAM	LEAGUE	GP	G	A	PTS	+/-	PIM	PPG	SHG	GWG	GP	G	A	PTS	PIM
2010-11	Florida	NHL	73	5	13	18	-2	26	0	0	3	-	-	-	-	-
	<b>FLORIDA TOTALS:</b>		<b>113</b>	<b>7</b>	<b>19</b>	<b>26</b>	<b>3</b>	<b>49</b>	<b>0</b>	<b>0</b>	<b>3</b>	-	-	-	-	-
	<b>NHL TOTALS:</b>		<b>113</b>	<b>7</b>	<b>19</b>	<b>26</b>	<b>3</b>	<b>49</b>	<b>0</b>	<b>0</b>	<b>3</b>	-	-	-	-	-



# DARCY HORDICHUK

(DAHR-see HOHR-dih-chuhk)

16


**LEFT WING** · Shoots Left · 6-1, 211 · Born 8/10/80 in Kamsack, Saskatchewan

Season Highs:	G	A	P	PIM	TOI	Shots	Hits	+/-
	1	1	1	7	11:23	4	6	+1
	11/6 vs. CAR	4x	5x	2x	3/31 vs. OTT	11/13 vs. PHI	2x	9x

**HOW ACQUIRED:** Traded from Vancouver to Florida in exchange for Andrew Peters on Oct. 6, 2010.

**2010-11:** Completed his tenth NHL season, third with Florida...Missed the final three games of the season with an oblique injury...Recorded an assist Mar. 27 at PIT...Tallied an assist and a game-high five hits Jan. 26 at BOS...Notched an assist Dec. 22 at PIT...Registered first assist of the season Dec. 7 vs. COL...Netted first goal of the season Nov. 6 at CAR...Surpassed 1,000 career PIM Oct. 28 at OTT...Registered two hits in 4:01 of ice time in first game with Panthers since being acquired in trade with VAN.

REGULAR SEASON											PLAYOFFS					
SEASON	TEAM	LEAGUE	GP	G	A	PTS	+/-	PIM	PPG	SHG	GWG	GP	G	A	PTS	PIM
2010-11	Florida	NHL	64	1	4	5	-1	76	0	0	0	-	-	-	-	-
	<b>FLORIDA TOTALS:</b>		<b>124</b>	<b>4</b>	<b>5</b>	<b>9</b>	<b>-12</b>	<b>249</b>	<b>0</b>	<b>0</b>	<b>1</b>	-	-	-	-	-
	<b>NHL TOTALS:</b>		<b>495</b>	<b>19</b>	<b>19</b>	<b>38</b>	<b>-21</b>	<b>1,074</b>	<b>0</b>	<b>0</b>	<b>3</b>	<b>17</b>	<b>1</b>	<b>0</b>	<b>1</b>	<b>16</b>



# HUGH JESSIMAN

(HEW JEHS-ih-muhn)

# 28


**RIGHT WING** · Shoots Right · 6-6, 221 · Born 3/28/84 in New York City, New York

Season Highs:	G	A	P	PIM	TOI	Shots	Hits	+/-
	-	-	-	5	9:31	2	3	0
	-	-	-	3/1 vs. CAR	2/27 vs. NJD	2/27 vs. NJD	2/27 vs. NJD	2/27 vs. NJD

**HOW ACQUIRED:** Traded from Chicago to Florida along with Jack Skille and David Pacan for Michael Frolik and Alexander Salak on Feb. 9, 2011.

**2010-11:** Completed his first NHL season, first with Florida...Played in first career NHL game Feb. 27 vs. NJD, registering 9:31 of ice time with three hits...Recalled from Rochester (AHL) on Feb. 27...Tallied eight goals and five assists with 78 PIM in 50 AHL games this season split between Rockford (25 GP) and Rochester (25 GP).

REGULAR SEASON											PLAYOFFS					
SEASON	TEAM	LEAGUE	GP	G	A	PTS	+/-	PIM	PPG	SHG	GWG	GP	G	A	PTS	PIM
2010-11	Rockford	AHL	25	3	2	5	-4	27	1	0	-	-	-	-	-	-
	Rochester	AHL	25	5	3	8	-4	47	0	0	-	-	-	-	-	-
	Florida	NHL	2	0	0	0	-1	5	0	0	0	-	-	-	-	-
	<b>FLORIDA TOTALS:</b>		2	0	0	0	-1	5	0	0	0	-	-	-	-	-
	<b>NHL TOTALS:</b>		2	0	0	0	-1	5	0	0	0	-	-	-	-	-



# TIM KENNEDY

(TIHM KEH-nuh-dee)

# 8

**LEFT WING** · Shoots Left · 5-10, 173 · Born 4/30/86 in Buffalo, New York

Season Highs:	G	A	P	PIM	TOI	Shots	Hits	+/-
	-	1	1	-	14:30	1	5	+1
	-	4/9 vs. WSH	4/9 vs. WSH	-	3/8 vs. CHI	2x	2x	4/9 vs. WSH

**HOW ACQUIRED:** Traded from New York Rangers along with a third-round selection in the 2011 NHL Entry Draft in exchange for Bryan McCabe on Feb. 26, 2011.

**2010-11:** Completed his third NHL season, first with Florida...Tallied first point as a Panther (assist) Apr. 9 vs. WSH...Recalled from Rochester (AHL) for second time this season Apr. 6...Played in first game as a Florida Panther on Mar. 8 vs. CHI, registering 14:30 of ice time with five hits and three takeaways...Recalled from Rochester Americans on Mar 8...Tallied 49 points, including 12 goals and 37 assists, with 52 PIM in 67 games this season with Connecticut (53 GP) and Rochester (14 GP).

REGULAR SEASON											PLAYOFFS					
SEASON	TEAM	LEAGUE	GP	G	A	PTS	+/-	PIM	PPG	SHG	GWG	GP	G	A	PTS	PIM
2010-11	Connecticut	AHL	53	12	30	42	+3	44	6	0	-	-	-	-	-	-
	Rochester	AHL	14	0	7	7	+3	8	0	0	-	-	-	-	-	-
	Florida	NHL	6	0	1	1	0	0	0	0	0	-	-	-	-	-
	<b>FLORIDA TOTALS:</b>		6	0	1	1	0	0	0	0	0	-	-	-	-	-
	<b>NHL TOTALS:</b>		85	10	17	27	-3	50	1	0	3	6	1	2	3	4



# DMITRY KULIKOV

(dih-MEE-tree kool-YIH-kawf)

# 7


**DEFENSE** · Shoots Left · 6-1, 196 · Born 10/29/90 in Lipetsk, Russia

Season Highs:	G	A	P	PIM	TOI	Shots	Hits	+/-
	1	2	2	7	27:03	6	6	+3
	6x	1/19 vs. CBJ	3x	3/19 vs. NYI	3/27 vs. PIT	1/17 vs. ATL	3/8 vs. CHI	12/20 vs. PHI

**HOW ACQUIRED:** Florida's first choice (14th overall) in the 2009 NHL Entry Draft.

**2010-11:** Completed his second NHL season, second with Florida...Recorded an assist Apr. 2 vs. PIT...Established a new career high with 20 assists this season...Logged career-high 27:03 of ice time Mar. 27 at PIT...Notched a game-high five hits Mar. 22 at NYR...Recorded a point in four consecutive games (1-3-4) Mar. 12-19...Netted a goal Mar. 15 vs. PHI...Posted six hits Mar. 8 vs. CHI...Recorded assists in back-to-back games Mar. 5-6...Returned to action on Feb. 27 vs. NJD after missing seven games with an ankle injury...Recorded assists in back-to-back games Feb. 1-2...Notched an assist Jan. 25 at NYR...Recorded career-best two assists Jan. 19 vs. CBJ...Scored goals in consecutive games for first time in his career 1/15-1/17...Scored first career game-winning goal Jan. 15 vs. NJD...Tallied a goal Dec. 31 vs. MTL...Notched a goal and an assist Dec. 20 at PHI...Scored his first goal of the season Nov. 27 at TBL...Recorded first point (assist) and finished plus-2 on Nov. 10 vs TOR.

REGULAR SEASON											PLAYOFFS					
SEASON	TEAM	LEAGUE	GP	G	A	PTS	+/-	PIM	PPG	SHG	GWG	GP	G	A	PTS	PIM
2010-11	Florida	NHL	72	6	20	26	-5	45	1	0	1	-	-	-	-	-
	<b>FLORIDA TOTALS:</b>		140	9	33	42	-10	77	2	0	1	-	-	-	-	-
	<b>NHL TOTALS:</b>		140	9	33	42	-10	77	2	0	1	-	-	-	-	-



# JACOB MARKSTROM

(JAY-kawb MAHRK-struhm)

33


**GOALTENDER** · Shoots Left · 6-3, 178 · Born 1/31/90 in Gavle, Sweden

<b>Season Highs:</b>	<b>Shots</b>	<b>Saves</b>
	14	12
	1/23 vs. NJD	1/23 vs. NJD

**HOW ACQUIRED:** Florida's first choice (31st overall) in the 2008 NHL Entry Draft.

**2010-11:** Completed his first NHL season, first with Florida...Underwent successful knee surgery Mar 16...Made NHL debut in relief Jan. 23 at NJD, stopping 12 shots in 40 minutes of play...Earned 16 victories in 37 games played (16-20-1) and a shutout for Rochester (AHL), posting a 2.98 GAA and .907 SV%...Picked up first career shutout Dec 17 vs TOR (AHL), stopping all 27 shots...Stopped 23 shots to earn win Oct. 9 at TOR (AHL) in professional debut with Rochester.

REGULAR SEASON												PLAYOFFS				
SEASON	TEAM	LEAGUE	GP	W	L	OTL	SO	GA	SV%	GAA	MIN	GP	W-L	GA	SV%	GAA
2010-11	Rochester	AHL	37	16	20	1	1	108	0.907	2.98	2,174	-	-	-	-	-
2010-11	Florida	NHL	1	0	1	0	0	2	0.857	3.00	40	-	-	-	-	-
	<b>FLORIDA TOTALS:</b>		1	0	1	0	0	2	0.857	3.00	40	-	-	-	-	-
	<b>NHL TOTALS:</b>		1	0	1	0	0	2	0.857	3.00	40	-	-	-	-	-



# SHAWN MATTHIAS

(SHAWN muh-TIGH-uhs)

41


**CENTER** · 6-4, 216 · Born 2/19/88 in Mississauga, Ontario

<b>Season Highs:</b>	<b>G</b>	<b>A</b>	<b>P</b>	<b>PIM</b>	<b>TOI</b>	<b>Shots</b>	<b>Hits</b>	<b>+/-</b>
	1	2	2	5	17:31	5	4	+3
	6x	12/17 vs. BUF	3x	2x	12/4 vs. PHX	11/3 vs. ATL	3x	2x

**HOW ACQUIRED:** Traded from Detroit to Florida along with a second round selection in the 2007 NHL Entry Draft, in exchange for RW Todd Bertuzzi on Feb. 27, 2007.

**2010-11:** Completed his fourth NHL season, fourth with Florida...Won six of seven faceoffs Mar. 23 at CHI...Returned to action Mar. 22 at NYR after missing 23 games with a broken ankle...Recorded points in three straight games (1-2-3) from Jan 21-25...Had a three-game point streak (1-3-4) Dec. 15-20...Tallied a pair of assists Dec. 17 vs. BUF...Recorded goal and assist Nov. 10 vs. TOR...Registered a goal and assist Oct. 30 at MTL...Recorded an assist and a plus-3 rating Oct. 16 vs. TBL...Scored his first goal of the season Oct. 14 at CGY.

REGULAR SEASON												PLAYOFFS				
SEASON	TEAM	LEAGUE	GP	G	A	PTS	+/-	PIM	PPG	SHG	GWG	GP	G	A	PTS	PIM
2010-11	Florida	NHL	51	6	10	16	0	16	0	0	0	-	-	-	-	-
	<b>FLORIDA TOTALS:</b>		126	15	21	36	-8	30	1	0	2	-	-	-	-	-
	<b>NHL TOTALS:</b>		126	15	21	36	-8	30	1	0	2	-	-	-	-	-



# KENNDAL McARDLE

(KEHN-dahl muh-KAHR-duhl)

17


**LEFT WING** · Shoots Left · 5-11, 190 · Born 1/4/87 in Toronto, Ontario

<b>Season Highs:</b>	<b>G</b>	<b>A</b>	<b>P</b>	<b>PIM</b>	<b>TOI</b>	<b>Shots</b>	<b>Hits</b>	<b>+/-</b>
	-	-	-	6	16:14	2	6	0
	-	-	-	12/11 vs. NSH	3/1 vs. CAR	3/1 vs. CAR	3/1 vs. CAR	9x

**HOW ACQUIRED:** Florida's first choice (20th overall) in the 2005 NHL Entry Draft.

**2009-10:** Completed his third NHL season, third with Florida...Recorded a game-high six hits Mar. 1 at CAR...Recalled from Rochester on Feb. 27...Recalled from Rochester on Feb. 18...Recorded a shot and five hits in 8:59 of ice time during first game of season Dec. 4 at PHX...Recalled from Rochester Dec. 3...Tallied 14 goals with 12 assists and 106 PIM in 54 games with Rochester (AHL).

REGULAR SEASON												PLAYOFFS				
SEASON	TEAM	LEAGUE	GP	G	A	PTS	+/-	PIM	PPG	SHG	GWG	GP	G	A	PTS	PIM
2010-11	Rochester	AHL	54	14	12	26	-5	106	4	2	-	-	-	-	-	-
2010-11	Florida	NHL	11	0	0	0	-3	16	0	0	0	-	-	-	-	-
	<b>FLORIDA TOTALS:</b>		33	1	2	3	-8	47	0	0	0	-	-	-	-	-
	<b>NHL TOTALS:</b>		33	1	2	3	-8	47	0	0	0	-	-	-	-	-



# ROSTISLAV OLESZ

# 85

(RA-stih-slahv OH-lesh)


**LEFT WING** · Shoots Left · 6-1, 214 · Born 10/10/85 in Bilovec, Czech Republic

<b>Season Highs:</b>	<b>G</b>	<b>A</b>	<b>P</b>	<b>PIM</b>	<b>TOI</b>	<b>Shots</b>	<b>Hits</b>	<b>+/-</b>
	1	2	3	2	18:38	6	6	+3
	6x	2x	10/16 vs. TBL	4x	11/6 vs. CAR	10/11 vs. VAN	2x	2x

**HOW ACQUIRED:** Florida's first choice (7th overall) in the 2004 NHL Entry Draft. Signed a six-year contact extension on June 30, 2008.

**2009-10:** Completed his sixth NHL season, sixth with Florida...Missed the final 21 games of the season after suffering a knee injury Feb. 25 at ATL...Tallied first game-winning goal of the season Feb. 4 at NJD...Notched an assist Feb. 2 at MTL...Recorded a goal and an assist Jan. 25 at NYR...Tallied a goal and an assist Jan. 13 vs NSH...Notched an assist Jan. 7 vs. CAR...Returned to the line-up after missing 17 games with injury Dec. 31 vs. MTL...Registered a pair of assists Nov. 5 vs. CAR...Had three-game point streak (2-3-5, Oct.11-16) snapped Oct. 21 vs. DAL...Recorded three points (1-2-3) and a plus-three rating Oct. 16 vs. TBL...Scored first goal of the season Oct. 11 at VAN.

SEASON	TEAM	LEAGUE	GP	G	A	PTS	+/-	PIM	PPG	SHG	GWG	GP	G	A	PTS	PIM
2010-11	Florida	NHL	44	6	11	17	-1	8	1	0	1	-	-	-	-	-
	FLORIDA TOTALS:		349	57	75	132	-9	112	11	1	11	-	-	-	-	-
	NHL TOTALS:		349	57	75	132	-9	112	11	1	11	-	-	-	-	-



# MARTY REASONER

# 19

(MAHR-tee REE-suh-nuhr)


**CENTER** · Shoots Left · 6-1, 205 · Born 2/26/77 in Honeoye Falls, New York

<b>Season Highs:</b>	<b>G</b>	<b>A</b>	<b>P</b>	<b>PIM</b>	<b>TOI</b>	<b>Shots</b>	<b>Hits</b>	<b>+/-</b>
	2	2	2	4	22:58	5	4	+2
	3x	3x	7x	12/17 vs. BUF	3/17 vs. TOR	2x	1/15 vs. NJD	6x

**HOW ACQUIRED:** Traded from Chicago to Florida in exchange for Jeff Taffe on July 22, 2010.

**2010-11:** Completed his twelfth NHL season, first with Florida...Ranked 21st in the NHL in face-off percentage (54.5%)...Played in all 82 games this season...Nominated by teammates for King Clancy Memorial Trophy...Tied a career high with 14 goals this season...Played in his 700th NHL game Mar. 27 at PIT...Notched his 14th goal (GWG) of the season Mar. 8 vs. CHI...Recorded his 250th career point (goal) Feb. 27 vs. NJD...Netted a goal Feb. 25 at ATL...Tallied a pair of assists Feb. 13 vs. SJS...Scored two goals Jan. 7 vs. CAR...Had three-game point streak (2-2-4) Dec. 15-20...Scored GWG Nov. 20 at NYI...Tallied the GWG and added an assist Nov. 5 vs. CAR...Added a pair of assists Oct. 28 at OTT...Assisted on game-winning goal Oct. 23 vs. NYI...Notched a pair of assists Oct. 14 at CGY...Recorded both Panthers goals and was a plus-one in Panther debut Oct. 10 at EDM.

SEASON	TEAM	LEAGUE	GP	G	A	PTS	+/-	PIM	PPG	SHG	GWG	GP	G	A	PTS	PIM
2010-11	Florida	NHL	82	14	18	32	2	22	0	0	4	-	-	-	-	-
	FLORIDA TOTALS:		82	14	18	32	2	22	0	0	4	-	-	-	-	-
	NHL TOTALS:		706	96	159	255	-6	341	15	4	10	23	6	2	8	6



# STEVE REINPRECHT

# 27

(STEEV REIGHN-prehkt)

**CENTER** · Shoots Left · 6-0 196 · Born 5/7/76 in Edmonton, Alberta

<b>Season Highs:</b>	<b>G</b>	<b>A</b>	<b>P</b>	<b>PIM</b>	<b>TOI</b>	<b>Shots</b>	<b>Hits</b>	<b>+/-</b>
	1	1	1	2	18:25	3	2	1
	4x	6x	10x	3x	12/7 vs. COL	2x	6x	9x

**HOW ACQUIRED:** Traded from Phoenix to Florida on June 19, 2009 in exchange for Stefan Meyer. Signed a three-year contract on June 19, 2009.

**2010-11:** Completed his eleventh NHL season, second with Florida...Loaned to Adler Mannheim (DEL) on Jan. 5...Recorded assists in consecutive games Dec. 7, Dec. 9...Netted goal Nov. 24 vs. BOS...Scored game-winning goal Nov. 10 vs. TOR...Had points in three straight games (1-2-3) Oct. 30-Nov. 5...Scored first goal of season in first game played of season Oct. 16 vs. TBL.

SEASON	TEAM	LEAGUE	GP	G	A	PTS	+/-	PIM	PPG	SHG	GWG	GP	G	A	PTS	PIM
2010-11	Florida	NHL	29	4	6	10	-2	6	1	0	1	-	-	-	-	-
	Mannheim	DEL	18	4	9	13	+1	2	-	-	-	-	-	-	-	-
	FLORIDA TOTALS:		111	20	28	48	-3	24	4	0	2	-	-	-	-	-
	NHL TOTALS:		663	140	242	382	21	186	35	5	17	50	10	10	20	10





# MICHAL REPIK

(MEE-khahl REH-pihk)

# 32


**RIGHT WING** · Shoots Right · 5-10, 180 · Born 12/31/88 in Vlasim, Czech Republic

Season Highs:	G	A	P	PIM	TOI	Shots	Hits	+/-
	1	1	1	4	19:12	6	4	+1
	2x	6x	8x	3/17 vs. TOR	3/12 vs. TBL	3/27 vs. PIT	4/6 vs. WSH	4x

**HOW ACQUIRED:** Florida's second choice (40th overall) in the 2007 NHL Entry Draft.

**2010-11:** Completed his third NHL season, third with Florida...Tallied a goal Mar. 31 vs. OTT...Recorded a game-high six shots Mar. 27 at PIT...Notched an assist Mar. 17 vs. TOR...Registered a career-high 19:12 of ice time Mar. 12 vs. TBL...Posted first three-game point streak (0-3-3) of his career Mar. 6-10...Notched an assist Feb. 27 vs. NJD...Recalled for third time this season on Feb. 24...Recalled for second time this season on Feb. 8...Scored first goal of season Dec. 2 at LAK...Notched an assist Nov. 24 vs. BOS...Played in his first game of the season Nov. 17 at ATL logging 8:55 of ice time...Finished with 45 points (11-34-45) in 53 games with Rochester (AHL).

REGULAR SEASON											PLAYOFFS					
SEASON	TEAM	LEAGUE	GP	G	A	PTS	+/-	PIM	PPG	SHG	GWG	GP	G	A	PTS	PIM
2010-11	Rochester	AHL	53	11	34	45	-9	38	7	0	-	-	-	-	-	-
2010-11	Florida	NHL	31	2	6	8	-6	22	0	0	0	-	-	-	-	-
	<b>FLORIDA TOTALS:</b>		<b>55</b>	<b>7</b>	<b>8</b>	<b>15</b>	<b>-4</b>	<b>30</b>	<b>0</b>	<b>0</b>	<b>0</b>	-	-	-	-	-
	<b>NHL TOTALS:</b>		<b>55</b>	<b>7</b>	<b>8</b>	<b>15</b>	<b>-4</b>	<b>30</b>	<b>0</b>	<b>0</b>	<b>0</b>	-	-	-	-	-



# PATRICK RISSMILLER

(PAT-rihk RIGHZ-mih-luhr)

# 34


**LEFT WING** · Shoots Left · 6-4, 25 · Born 10/26/78 in Belmont, Massachusetts

Season Highs:	G	A	P	PIM	TOI	Shots	Hits	+/-
	-	1	1	-	13:56	3	3	+1
	-	4/9 vs. WSH	4/9 vs WSH	-	3/25 vs. BUF	3/29 vs. CBJ	3x	4/9 vs. WSH

**HOW ACQUIRED:** Traded from Atlanta to Florida along with Niclas Bergfors in exchange for Radek Dvorak and a 2011 fifth-round selection on Feb. 28, 2011.

**2010-11:** Completed his sixth NHL season, first with Florida...Recorded first point as a Panther (assist) Apr. 9 vs. WSH...Earned third recall of the season on Apr. 7...Recalled from Rochester (AHL) for second time this season Mar. 25...Made his Panthers debut Mar. 15 vs. PHI, registering 6:49 of ice time...Recalled from Rochester (AHL) on Mar. 14...Registered 41 points, including 14 goals and 27 assists, with 22 PIM in 57 games this season with Rochester (8 GP), Lake Erie (43 GP) and Chicago (6 GP).

REGULAR SEASON											PLAYOFFS					
SEASON	TEAM	LEAGUE	GP	G	A	PTS	+/-	PIM	PPG	SHG	GWG	GP	G	A	PTS	PIM
2010-11	Chicago	AHL	6	1	0	1	-1	6	0	0	-	-	-	-	-	-
2010-11	Lake Erie	AHL	43	11	19	30	-5	10	5	1	-	-	-	-	-	-
2010-11	Atlanta	NHL	1	0	0	0	-1	0	0	0	0	-	-	-	-	-
2010-11	Rochester	AHL	8	2	8	10	0	6	2	0	-	-	-	-	-	-
2010-11	Florida	NHL	9	0	1	1	0	0	0	0	0	-	-	-	-	-
	<b>FLORIDA TOTALS:</b>		<b>9</b>	<b>0</b>	<b>1</b>	<b>1</b>	<b>0</b>	<b>0</b>	<b>0</b>	<b>0</b>	<b>0</b>	-	-	-	-	-
	<b>NHL TOTALS:</b>		<b>192</b>	<b>18</b>	<b>28</b>	<b>46</b>	<b>-9</b>	<b>60</b>	<b>2</b>	<b>0</b>	<b>3</b>	<b>30</b>	<b>3</b>	<b>4</b>	<b>7</b>	<b>10</b>



# SERGEI SAMSONOV

(SAIR-gay sam-SAW-nahf)

# 14

**LEFT WING** · Shoots Right · 5-8, 188 · Born 10/27/78 in Moscow, Russia

Season Highs:	G	A	P	PIM	TOI	Shots	Hits	+/-
	2	3	3	2	23:49	5	4	+3
	1/1 vs. NJD	11/3 vs. NYI	11/3 vs. NYI	7x	11/28 vs. WSH	10/29 vs. NYR	11/20 vs. NSH	2x

**HOW ACQUIRED:** Traded from Carolina to Florida in exchange for Bryan Allen on Feb. 28, 2011.

**2010-11:** Completed his thirteenth NHL season, first with Florida...Second on the team in assists (27)...Tied for third in points (40)...Tallied a pair of assists Apr. 6 at WSH...Notched an assist Apr. 2 vs. PIT...Recorded two points in three consecutive games (1-5-6) Mar. 15-19...Notched a pair of assists Mar. 19 vs. NYI...Tallied a goal and an assist Mar. 17 vs. TOR...Recorded two assists Mar. 15 vs. PHI...Notched an assist Mar. 8 vs. CHI...Tallied a goal and an assist Mar. 5 at ATL...Recorded first point (goal) as a Panther Mar. 5 at ATL...Made his Panthers debut Mar. 1 at CAR, registering 18:45 of ice time with two shots...Acquired via trade with CAR on Feb. 28...Tallied ten goals and 16 assists with 12 PIM in 58 games with Carolina this season.

REGULAR SEASON											PLAYOFFS					
SEASON	TEAM	LEAGUE	GP	G	A	PTS	+/-	PIM	PPG	SHG	GWG	GP	G	A	PTS	PIM
2010-11	Carolina	NHL	58	10	16	26	0	12	4	0	0	-	-	-	-	-
2010-11	Florida	NHL	20	3	11	14	-2	2	0	0	1	-	-	-	-	-
	<b>FLORIDA TOTALS:</b>		<b>20</b>	<b>3</b>	<b>11</b>	<b>14</b>	<b>-2</b>	<b>2</b>	<b>0</b>	<b>0</b>	<b>1</b>	-	-	-	-	-
	<b>NHL TOTALS:</b>		<b>888</b>	<b>235</b>	<b>336</b>	<b>571</b>	<b>11</b>	<b>209</b>	<b>51</b>	<b>0</b>	<b>38</b>	<b>76</b>	<b>18</b>	<b>29</b>	<b>47</b>	<b>20</b>



# MIKE SANTORELLI

# 13

(MIGHK san-toh-REHL-ee)


**CENTER** · Shoots Right · 6-0, 190 · Born 12/14/85 in Vancouver, British Columbia

<b>Season Highs:</b>	<b>G</b>	<b>A</b>	<b>P</b>	<b>PIM</b>	<b>TOI</b>	<b>Shots</b>	<b>Hits</b>	<b>+/-</b>
	2	2	2	4	22:16	7	5	+3
	11/20 vs. NYI	3/12 vs. TBL	5x	2x	12/4 vs. PHX	11/20 vs. NYI	2/10 vs. BUF	2x

**HOW ACQUIRED:** Acquired from Nashville in exchange for a conditional fifth round draft pick in the 2011 NHL Entry Draft on Aug. 5, 2010.

**2009-10:** Completed his third NHL season, first with Florida...Played in all 82 games this season...Third on the team in goals (20)...Second in points (41)...Notched a goal and an assist Apr. 8 at TBL...Tallied an assist Mar. 29 at CBJ...Recorded first career multi-assist game (0-2-2) Mar. 12 vs. TBL...Played in his 100th NHL game Mar. 10 vs. OTT...Netted power play goals in consecutive games 2/19-2/21...Tallied game-winning goal in a shootout Feb. 19 at TBL...Recorded first career shorthanded goal Feb. 4 at NJD...Notched a goal and an assist Jan. 25 at NYR...Recorded a goal and an assist Dec. 1 at ANA...Registered first multi-goal game of career (2-0) and finished plus-2 on career-high seven shots Nov. 20 at NYI...Scored goal Nov. 13 at PHI...Scored GWG Nov. 12 vs. MIN...Recorded goal Nov. 5 vs. CAR...Scored his first goal of the season Oct. 28 at OTT...Registered first point as a Panther (assist) Oct. 11 at VAN...Finished with 14:17 of ice time in Panthers debut Oct. 10 at EDM.

REGULAR SEASON										PLAYOFFS						
SEASON	TEAM	LEAGUE	GP	G	A	PTS	+/-	PIM	PPG	SHG	GWG	GP	G	A	PTS	PIM
2010-11	Florida	NHL	82	20	21	41	-17	20	5	1	1	-	-	-	-	-
	FLORIDA TOTALS:		82	20	21	41	-17	20	5	1	1	-	-	-	-	-
	NHL TOTALS:		114	22	22	44	-30	30	5	1	1	-	-	-	-	-



# JACK SKILLE

# 15

(JAK SKIH-lee)


**RIGHT WING** · Shoots Right · 6-1, 215 · Born 5/19/87 in Madison, Wisconsin

<b>Season Highs:</b>	<b>G</b>	<b>A</b>	<b>P</b>	<b>PIM</b>	<b>TOI</b>	<b>Shots</b>	<b>Hits</b>	<b>+/-</b>
	2	1	2	5	19:37	9	10	+2
	2x	11x	2x	11/10 vs. PHX	2/13 vs. SJS	12/17 vs. DET	2/10 vs. BUF	4x

**HOW ACQUIRED:** Traded from Chicago to Florida along with Hugh Jessiman and David Pacan for Michael Frolik and Alexander Salak on Feb. 9, 2011.

**2010-11:** Completed his fourth NHL season, first with Florida...First on the team in hits this season (135)...Tallied a goal Apr. 2 vs. PIT...Returned to action Mar. 22 at NYR after missing 12 games with an ankle injury...Recorded a team-high five shots on goal Mar. 22 at NYR...Recorded first point (assist) as a Panther Feb. 18 vs. DET...Made his Panthers debut Feb. 10 vs. BUF logging 17:45 of ice time, with two shots and ten hits...Played in 49 games with Chicago this season registering 17 points (7-10-17) and 25 PIM.

REGULAR SEASON										PLAYOFFS						
SEASON	TEAM	LEAGUE	GP	G	A	PTS	+/-	PIM	PPG	SHG	GWG	GP	G	A	PTS	PIM
2010-11	Chicago	NHL	49	7	10	17	3	25	1	0	1	-	-	-	-	-
2010-11	Florida	NHL	13	1	1	2	-12	4	0	0	0	-	-	-	-	-
	FLORIDA TOTALS:		13	1	1	2	-12	4	0	0	0	-	-	-	-	-
	NHL TOTALS:		92	13	14	27	-14	34	1	0	1	-	-	-	-	-



# ALEXANDER SULZER

# 2

(al-EHX-AN-duhr ZUHLT-suhr)

**DEFENSE** · Shoots Left · 6-1, 204 · Born 5/30/84 in Kaufbeuren, Germany

<b>Season Highs:</b>	<b>G</b>	<b>A</b>	<b>P</b>	<b>PIM</b>	<b>TOI</b>	<b>Shots</b>	<b>Hits</b>	<b>+/-</b>
	1	1	2	2	28:18	3	3	+2
	1/23 vs. EDM	4x	1/23 vs. EDM	7x	10/30 vs. DET	4x	3x	4x

**HOW ACQUIRED:** Traded from Nashville to Florida on February 25, 2011 for a conditional seventh-round pick in the 2012 NHL Entry Draft.

**2010-11:** Completed his third NHL season, first with Florida...Missed final six games of the season with a lower body injury...Tallied an assist Mar. 27 at PIT...Returned to action after missing seven games with a rib contusion on Mar. 22 at NYR...Logged 20:03 of ice time with one hit and one blocked shot in his Panthers debut Feb. 25 at ATL...Acquired via trade from NSH on Feb. 25...Recorded a goal and three assists with 14 PIM in 31 games with Nashville this season.

REGULAR SEASON										PLAYOFFS						
SEASON	TEAM	LEAGUE	GP	G	A	PTS	+/-	PIM	PPG	SHG	GWG	GP	G	A	PTS	PIM
2010-11	Nashville	NHL	31	1	3	4	-5	14	0	0	0	-	-	-	-	-
2010-11	Florida	NHL	9	0	1	1	-3	0	0	0	0	-	-	-	-	-
	FLORIDA TOTALS:		9	0	1	1	-3	0	0	0	0	-	-	-	-	-
	NHL TOTALS:		62	1	6	7	-4	18	0	0	0	-	-	-	-	-



# BILL THOMAS

(BIHL TAW-mas)

# 37

**RIGHT WING** · Shoots Right · 6-1, 185 · Born 6/20/83 in Pittsburgh, Pennsylvania

Season Highs:	<b>G</b>	<b>A</b>	<b>P</b>	<b>PIM</b>	<b>TOI</b>	<b>Shots</b>	<b>Hits</b>	<b>+/-</b>
	1	1	1	2	12:08	5	3	+1
	4x	3x	7x	3x	12/4 vs. PHX	12/4 vs. PHX	12/27 vs. BOS	5x

**HOW ACQUIRED:** Signed as a free agent July 3, 2010.

**2010-11:** Completed his fifth NHL season, first with Florida...Tallied game-winning goal Apr. 9 vs. WSH...Recalled from Rochester (AHL) on Apr. 7...Notched a goal Mar. 6 vs. WSH...Recalled from Rochester (AHL) on Mar. 2...Recalled from Rochester (AHL) on Feb. 9...Tallied an assist Dec. 22 at PIT...Scored second game-winning goal of his career Dec. 20 at PHI...Scored first goal as a Panther Dec. 7 vs. COL...Notched his first point (assist) as a Panther Nov. 22 vs. PIT...Skated in 15 shifts for 9:49 of ice time in first game as a Panther Nov. 20 at NYI.

REGULAR SEASON											PLAYOFFS					
SEASON	TEAM	LEAGUE	GP	G	A	PTS	+/-	PIM	PPG	SHG	GWG	GP	G	A	PTS	PIM
2010-11	Rochester	AHL	53	16	20	36	-19	12	4	4	-	-	-	-	-	-
2010-11	Florida	NHL	24	4	3	7	1	6	0	0	2	-	-	-	-	-
	<b>FLORIDA TOTALS:</b>		<b>24</b>	<b>4</b>	<b>3</b>	<b>7</b>	<b>1</b>	<b>6</b>	<b>0</b>	<b>0</b>	<b>2</b>	-	-	-	-	-
	<b>NHL TOTALS:</b>		<b>80</b>	<b>15</b>	<b>12</b>	<b>27</b>	<b>-13</b>	<b>18</b>	<b>5</b>	<b>1</b>	<b>3</b>	-	-	-	-	-



# SCOTT TIMMINS

(SKAWT TIHM-mihnz)

# 75

**CENTER** · Shoots Left · 5-11, 191 · Born 9/11/89 in Hamilton, Ontario

Season Highs:	<b>G</b>	<b>A</b>	<b>P</b>	<b>PIM</b>	<b>TOI</b>	<b>Shots</b>	<b>Hits</b>	<b>+/-</b>
	1	-	1	2	16:22	3	2	+1
	2/2 vs. MTL	-	2/2 vs. MTL	4x	2/27 vs. NJD	2/2 vs. MTL	4x	2/2 vs. MTL

**HOW ACQUIRED:** Florida's sixth choice (165th overall) in the 2009 NHL Entry Draft.

**2010-11:** Completed his first NHL season, first with Florida...Missed final 14 games of season with a concussion suffered Mar. 25 at BUF...Won six of seven face-offs taken Mar. 5 at ATL...Registered a career-high 16:22 of ice time Feb. 27 vs. NJD...Recorded first career NHL point (goal) Feb. 2 at MTL...Made NHL debut Feb. 1 at TOR, logging 10:25 of ice time with two hits and one blocked shot...Recalled from Rochester (AHL) on Feb. 1.

REGULAR SEASON											PLAYOFFS					
SEASON	TEAM	LEAGUE	GP	G	A	PTS	+/-	PIM	PPG	SHG	GWG	GP	G	A	PTS	PIM
2010-11	Rochester	AHL	45	10	12	22	10	18	0	2	-	-	-	-	-	-
2010-11	Florida	NHL	19	1	0	1	-8	8	0	0	0	-	-	-	-	-
	<b>FLORIDA TOTALS:</b>		<b>19</b>	<b>1</b>	<b>0</b>	<b>1</b>	<b>-8</b>	<b>8</b>	<b>0</b>	<b>0</b>	<b>0</b>	-	-	-	-	-
	<b>NHL TOTALS:</b>		<b>19</b>	<b>1</b>	<b>0</b>	<b>1</b>	<b>-8</b>	<b>8</b>	<b>0</b>	<b>0</b>	<b>0</b>	-	-	-	-	-



# TOMAS VOKOUN

(TAH-muhz voh-KOON)

# 29


**GOALTENDER** · Catches Right · 6-0, 216 · Born 7/2/76 in Karlovy Vary, Czech Republic

Season Highs:	<b>Shots</b>	<b>Saves</b>
	48	45
	2x	3x

**HOW ACQUIRED:** Traded from Nashville to Florida on June 22, 2007 in exchange for Florida's 1st round selection in 2008, 2nd round selection in 2007 and a 2nd round selection in 2008.

**2010-11:** Completed his thirteenth NHL season, fourth with Florida...Tied for sixth in the NHL in shutouts (6)...Stopped 28 shots while recording sixth shutout of the season Apr. 9 vs. WSH...Recorded 37 saves and earned the win Mar. 8 vs. CHI...Stopped 45 shots while earning win Feb. 25 at ATL...Passed Donald Beaupre for 18th on the all-time NHL saves list (16,533) Feb. 16 vs. PHI...Recorded 32 saves for fifth shutout of season Jan. 2 vs. NYR...Stopped season-high 45 shots while recording win Dec. 23 at BUF...Stopped 26 shots while earning 21st shutout as a Panther Dec. 20 at PHI...Recorded 41 saves while earning a win in his 600th career game Dec. 17 vs. BUF...Turned aside 36 shots while earning the 20th shutout (3rd of season) of his Panther career Dec. 9 at WSH...Stopped 22 shots while picking up his 250th career victory (41st player in NHL history to accomplish feat) Dec. 7 vs. COL...Won three consecutive games Nov. 10-17...Recorded 40 saves in winning effort Oct. 30 at MTL...Had 142:04 shutout streak snapped in first period Oct. 21 vs. DAL...Named NHL's First Star for the week ending Oct. 17...Notched his second consecutive shutout (40th career) in a 6-0 win Oct. 16 vs. TB making 29 saves...Recorded his 18th Panthers shutout in a 3-0 win at CGY on Oct. 14 making 27 saves.

REGULAR SEASON											PLAYOFFS					
SEASON	TEAM	LEAGUE	GP	W	L	OTL	SO	GA	SV%	GAA	MIN	GP	W-L	GA	SV%	GAA
2010-11	Florida	NHL	57	22	28	5	6	137	0.922	2.55	3,224	-	-	-	-	-
	<b>FLORIDA TOTALS:</b>		<b>248</b>	<b>101</b>	<b>108</b>	<b>30</b>	<b>23</b>	<b>612</b>	<b>0.923</b>	<b>2.57</b>	<b>14,274</b>	-	-	-	-	-
	<b>NHL TOTALS:</b>		<b>632</b>	<b>262</b>	<b>267</b>	<b>35</b>	<b>41</b>	<b>44</b>	<b>0.917</b>	<b>2.56</b>	<b>36,082</b>	<b>11</b>	<b>3-8</b>	<b>28</b>	<b>0.922</b>	<b>2.47</b>



# MIKE WEAVER

(MIGHK WE-vuhr)

# 43


**DEFENSE** · Shoots Right · 5-9, 186 · Born 5/2/78 in Bramalea, Ontario

Season Highs:	<b>G</b>	<b>A</b>	<b>P</b>	<b>PIM</b>	<b>TOI</b>	<b>Shots</b>	<b>Hits</b>	<b>+/-</b>
	1	1	2	4	26:00	2	6	+3
	2x	11x	10/23 vs. NYI	10/30 vs. MTL	3/8 vs. CHI	12x	1/5 vs. ATL	3/12 vs. TBL

**HOW ACQUIRED:** Signed as an unrestricted free agent to a two-year contract on Aug. 3, 2010.

**2010-11:** Completed his ninth NHL season, first with Florida...First on the team in blocked shots (132)...Played in all 82 games this season...Tallied an assist Apr. 2 vs. PIT...Notched an assist and a plus-three rating Mar. 12 vs. TBL...Played in his 400th career game Feb. 25 at ATL...Notched second career game-winning goal Jan. 25 at NYR...Recorded assists in back-to-back games 1/5-1/7...Notched an assist Dec. 22 at PIT...Registered first goal and first assist as a Panther and first multi-point game (1-1-2) since Feb. 6, 2007 as a member of LA (221 games) Oct. 23 vs. NYI...Made Panther debut Oct. 10 at EDM, finishing with 17:16 of ice time.

REGULAR SEASON											PLAYOFFS					
SEASON	TEAM	LEAGUE	GP	G	A	PTS	+/-	PIM	PPG	SHG	GWG	GP	G	A	PTS	PIM
2010-11	Florida	NHL	82	2	11	13	1	34	0	0	1	-	-	-	-	-
	FLORIDA TOTALS:		82	2	11	13	1	34	0	0	1	-	-	-	-	-
	NHL TOTALS:		421	6	49	55	-4	168	1	0	2	4	0	0	0	0



# STEPHEN WEISS

(STEE-vehn WIGHS)

# 9

**CENTER** · Shoots Left · 5-11, 193 · Born 4/3/83 in Toronto, Ontario

Season Highs:	<b>G</b>	<b>A</b>	<b>P</b>	<b>PIM</b>	<b>TOI</b>	<b>Shots</b>	<b>Hits</b>	<b>+/-</b>
	2	3	3	15	26:26	9	3	+3
	2x	1/11 vs. WSH	2x	2/21 vs. NYI	2/25 vs. ATL	11/5 vs. CAR	6x	2x

**HOW ACQUIRED:** Florida's first choice (4th overall) in the 2001 NHL Entry Draft. Signed a six-year contract extension on August 23, 2007.

**2010-11:** Completed his ninth NHL season, ninth with Florida...Second on the team in goals (21)...First in assists (28)...First in points (49)...Ranked tied for 24th in the NHL in face-off percentage (53.9%)...Won 15 of 19 face-offs Apr. 9 vs. WSH...Played in his 553rd game as a Panther Mar. 25 vs. BUF moving into fourth place on franchise's all-time games played list...Notched goals in three consecutive games Mar. 15-19...Tallied a goal and an assist Mar. 17 vs. TOR...Notched a goal and an assist Mar. 5 at ATL...Recorded a goal and an assist Feb. 18 vs. DET...Notched a goal and an assist Feb. 1 at TOR...Recorded 200th career assist Jan. 17 vs. ATL...Has now recorded 20 or more assists in five straight seasons...Tallied two assists Jan. 17 vs. ATL...Notched two assists Jan. 15 vs. NJD...Tallied three assists Jan. 11 vs. WSH...Had a five game point streak (3-4-7) from Dec. 15-23...Scored a goal and added an assist Dec. 23 at BUF...Tallied a goal and an assist Dec. 17 vs. BUF...Recorded his 300th career point with an assist Dec. 15 vs. CAR...Recorded two goals, including overtime game-winner Dec. 7 vs. COL with first goal moving him into third place all time for points in franchise history (297)...Netted shootout winner Nov. 27 at TBL...Recorded goal and an assist and finished plus-2 Nov. 20 at NYI...Registered three points (2-1-3) on game-high nine shots Nov. 5 vs. CAR...Scored first goal of the season Oct. 21 vs. DAL...Recorded his first point of the season (assist) Oct. 16 vs. TBL.

REGULAR SEASON											PLAYOFFS					
SEASON	TEAM	LEAGUE	GP	G	A	PTS	+/-	PIM	PPG	SHG	GWG	GP	G	A	PTS	PIM
2010-11	Florida	NHL	76	21	28	49	-9	49	3	2	1	-	-	-	-	-
	FLORIDA TOTALS:		557	124	209	333	-9	228	42	3	17	-	-	-	-	-
	NHL TOTALS:		557	124	209	333	-9	228	42	3	17	-	-	-	-	-



# CLAY WILSON

(KLAY WIHL-suhn)

# 3

**DEFENSE** · Shoots Left · 6-0, 195 · Born 4/5/83 in Sturgeon Lake, Minnesota

Season Highs:	<b>G</b>	<b>A</b>	<b>P</b>	<b>PIM</b>	<b>TOI</b>	<b>Shots</b>	<b>Hits</b>	<b>+/-</b>
	1	1	1	2	21:46	4	3	+1
	3x	2x	5x	3x	4/6 vs. WSH	2x	3x	6x

**HOW ACQUIRED:** Signed as a free agent on July 2, 2009.

**2010-11:** Completed his fourth NHL season, second with Florida...Recorded an assist Apr. 6 at WSH...Notched a goal Apr. 2 vs. PIT...Recalled from Rochester (AHL) for third time this season on Mar. 29...Tallied goals in consecutive games for the first time in his career Mar. 8-10...Recorded a goal Mar. 10 vs. OTT...Tallied his first goal of the season and first of his Panthers career Mar. 8 vs. CHI...Recalled from Rochester (AHL) for second time this season on Mar. 6...Made his 2010-11 regular season debut with the Panthers on Jan. 21 vs. TB logging 9:19 in ice time...Recalled from Rochester on Jan. 21.

REGULAR SEASON											PLAYOFFS					
SEASON	TEAM	LEAGUE	GP	G	A	PTS	+/-	PIM	PPG	SHG	GWG	GP	G	A	PTS	PIM
2010-11	Rochester	AHL	66	12	36	48	-11	24	8	0	-	-	-	-	-	-
2010-11	Florida	NHL	15	3	2	5	4	6	0	0	0	-	-	-	-	-
	FLORIDA TOTALS:		17	3	2	5	-1	6	0	0	0	-	-	-	-	-
	NHL TOTALS:		31	4	4	8	-1	8	0	0	0	-	-	-	-	-

## 2010-11 PANTHERS PROSPECTS

(Stats Are For Regular Season Only)

### MINOR

PLAYER	POS.	HT-WT	BORN	TEAM	GP	G	A	PTS	+/-	PIM
Paul Baier	D	6'4" - 215	2/2/85	Rochester (AHL)	52	2	6	8	-5	55
Brady Calla	RW	6'0" - 193	3/14/88	Rochester (AHL)	17	2	2	4	-2	0
				Cincinnati (ECHL)	30	6	15	21	-2	21
Michael Caruso	D	6'2" - 187	7/5/88	Rochester (AHL)	62	4	4	8	-7	62
Chris Clackson	LW	6'0" - 205	1/27/87	Rochester (AHL)	17	2	2	4	0	27
				Cincinnati (ECHL)	27	5	8	13	-4	57
Adam Comrie	D	6'3" - 205	7/31/90	Rochester (AHL)	31	0	4	4	-7	10
				Cincinnati (ECHL)	13	4	4	8	3	18
Mark Cullen	C	5'11" - 182	10/28/78	Rochester (AHL)	18	4	7	11	-6	4
James DeLory	RW	6'4" - 235	3/3/88	Cincinnati (ECHL)	21	0	0	0	-1	41
				Bossier-Shrvpt (CHL)	32	7	7	14	-1	76
T.J. Fast	D	6'1" - 190	9/2/87	Cincinnati (ECHL)	55	9	18	27	2	36
				Rochester (AHL)	7	0	0	0	2	4
P.J. Fenton	C	5'11" - 185	8/26/85	Rochester (AHL)	45	4	7	11	-6	20
Triston Grant	LW	6'1" - 211	2/2/84	Rochester (AHL)	44	6	6	12	-8	134
Jake Hauswirth	LW	6'5" - 210	2/16/88	Cincinnati (ECHL)	7	1	2	3	-1	6
				S. Carolina (ECHL)	37	10	4	14	4	8
Carl Hudson	D	6'1" - 210	1/2/86	Cincinnati (ECHL)	48	1	8	9	-4	114
A.J. Jenks	LW	6'2" - 206	6/27/90	Rochester (AHL)	53	8	10	18	5	46
Jordan Knackstedt	RW	6'2" - 195	9/28/88	Rochester (AHL)	31	4	5	9	-2	20
				Providence (AHL)	22	7	5	12	-1	12
Mike Kostka	D	6'1" - 200	11/28/85	Rochester (AHL)	67	13	35	48	-6	36
Jeff LoVecchio	LW	6'2" - 195	8/26/85	Rochester (AHL)	38	7	4	11	3	20
				Providence (AHL)	22	0	3	3	-3	9
Evan Oberg	D	6'0" - 165	2/16/88	Rochester (AHL)	5	1	1	2	1	0
				Manitoba (AHL)	38	6	5	11	-7	28
				Vancouver (NHL)	2	0	0	0	0	0
Kyle Rank	RW	6'0" - 200	12/28/82	Rochester (AHL)	2	0	2	2	1	0
Colby Robak	D	6'3" - 194	4/24/90	Rochester (AHL)	63	5	16	21	-14	14
Eric Selleck	C	6'2" - 208	10/20/87	Rochester (AHL)	58	2	10	12	-5	191

PLAYER	POS.	HT-WT	BORN	TEAM	GP	W-L-SOL	GAA	SO	SV%	SOG	Saves	GA
Marc Cheverie	L	6'3" - 183	2/22/87	Cincinnati (ECHL)	30	13-9-5	3.11	3	0.896	848	760	88
				Rochester (AHL)	5	1-2-0	3.86	0	0.890	109	97	12
Brian Foster	L	6'2" - 180	4/2/87	Bossier-Shrvpt (CHL)	20	9-9-1	3.20	0	0.884	519	459	60
				Cincinnati (ECHL)	10	6-3-0	2.16	1	0.920	264	243	21
Tyler Plante	R	6'3" - 203	4/16/87	Rochester (AHL)	30	13-12-2	3.14	1	0.910	974	886	88

# 2010-11 PANTHERS PROSPECTS

(Stats Are For Regular Season Only)

## JUNIOR

PLAYER	POS.	HT-WT	BORN	TEAM	GP	G	A	PTS	+/-	PIM
Josh Birkholz	RW	6'1" - 182	3/28/91	Everett (WHL)	68	18	11	29	-6	64
R.J. Boyd	D	6'2" - 175	2/7/91	Chicago (USHL)	33	2	0	2	-26	42
Corey Durocher	LW	6'2" - 173	5/30/92	Kingston (OHL)	63	14	23	37	-5	26
Ben Gallacher	D	5'11" - 183	9/11/92	Camrose (AJHL)	37	5	22	27		119
Erik Gudbranson	D	6'4" - 195	1/7/92	Kingston (OHL)	44	12	22	34	-1	105
Jonathan Hazen	RW	6'0" - 168	6/18/90	Val-d'Or (QMJHL)	62	41	42	83	-16	29
Quinton Howden	LW	6'2" - 182	1/21/92	Moose Jaw (WHL)	60	40	39	79	7	43
Zach Hyman	RW	6'0" - 182	6/9/92	Hamilton (OJHL)	43	42	60	102		24
Anthony Luciani	RW	5'8" - 185	5/13/90	Erie (OHL)	54	29	49	78	26	30
John McFarland	C	6'0" - 192	4/2/92	Saginaw (OHL)	37	19	9	28	0	33
				Sudbury (OHL)	12	6	4	10	-5	13
David Pacan	C	6'3" - 187	3/31/91	Niagara (OHL)	65	20	42	62	24	39
Alex Petrovic	D	6'4" - 193	3/3/92	Red Deer (WHL)	69	7	50	57	27	140
Garrett Wilson	LW	6'2" - 199	3/16/91	Owen Sound (OHL)	66	40	46	86	33	114

## INTERNATIONAL

PLAYER	POS.	HT-WT	BORN	TEAM	GP	G	A	PTS	+/-	PIM
Roman Derlyuk	D	6'5" - 198	10/27/86	Moscow Dynamo (KHL)	44	5	9	14	3	18
Joonas Donskoi	RW	6'0" - 180	4/13/92	Karpat (FIN)	50	16	9	25	6	10
Jordan Henry	D	6'2" - 198	2/11/86	Minsk Dynamo (KHL)	36	1	1	2	-5	53
Martin Lojek	D	6'4" - 220	8/19/85	Trinec Ocelari HC (CZE)	52	5	11	16	4	68
Denis Stasyuk	RW	6'3" - 191	9/2/85	Novokuznetsk Metallurg (KHL)	24	1	0	1	-13	12
Denis Yachmenev	LW	6'1" - 198	6/4/84	Tyumen (RUS2)	-	-	-	-	-	-

PLAYER	POS.	HT-WT	BORN	TEAM	GP	W-L-SOL	GAA	SO	SV%	SOG	Saves	GA
Sergei Gayduchenko	L	6'5" - 222	6/6/89	CSKA Moscow (KHL)	23	4-13-5	2.90	1	0.893	544	486	58

## COLLEGE

PLAYER	POS.	HT-WT	BORN	TEAM	GP	G	A	PTS	+/-	PIM
Joe Basaraba (Fr)	RW	6'2" - 190	5/2/92	Minnesota-Duluth (WCHA)	31	3	1	4	-	14
Nick Bjugstad (Fr)	C	6'4" - 188	7/17/92	Minnesota (WCHA)	29	8	12	20	-	47
R.J. Boyd (Fr)	D	6'2" - 175	2/7/91	Sacred Heart (AH)	15	1	3	4	-	16
Connor Brickley (Fr)	C	6'0" - 190	2/25/92	Vermont (HE)	35	4	9	13	-	43
Corban Knight (So)	C	6'1" - 190	9/10/90	North Dakota (WCHA)	39	13	29	42	-	30
Derrick LaPoint (Sr)	D	6'2" - 171	5/13/88	North Dakota (WCHA)	38	2	6	8	-	8
John Lee (Jr)	D	6'1" - 173	1/16/89	Denver (WCHA)	35	3	9	12	-	26
Wade Megan (So)	C	6'1" - 185	7/22/90	BU (HE)	39	8	5	13	-	32
Drew Shore (So)	C	6'3" - 190	1/29/91	Denver (WCHA)	36	22	21	43	-	36
Ryan Watson (Sr)	LW	6'1" - 175	3/1/88	Western Michigan (CCHA)	38	6	8	14	-	21

PLAYER	POS.	HT-WT	BORN	TEAM	GP	W-L-SOL	GAA	SO	SV%	SOG	Saves	GA
Sam Brittain (Fr)	G	6'3" - 215	5/10/92	Denver (WCHA)	29	17-7-5	2.255	1	0.922	823	759	64

# 2010-11 TRANSACTIONS

## APRIL

Apr. 10 - Reassigned F Bill Thomas, F Patrick Rissmiller, F Tim Kennedy and D Clay Wilson to Rochester (AHL).  
Apr. 7 - Recalled F Bill Thomas and F Patrick Rissmiller from Rochester (AHL).  
Apr. 6 - Recalled F Tim Kennedy from Rochester (AHL). Reassigned G Tyler Plante to Rochester.  
Apr. 2 - Reassigned F Patrick Rissmiller to Rochester (AHL).

## MARCH

Mar. 29 - Recalled D Clay Wilson and G Tyler Plante from Rochester (AHL).  
Mar. 25 - Recalled F Patrick Rissmiller from Rochester (AHL).  
Mar. 24 - Reassigned G Tyler Plante to Rochester (AHL).  
Mar. 23 - Reassigned F Patrick Rissmiller to Rochester (AHL).  
Mar. 22 - Recalled G Tyler Plante from Rochester (AHL).  
Mar. 20 - Reassigned D Clay Wilson to Rochester (AHL).  
Mar. 18 - Reassigned F Mike Duco to Rochester (AHL).  
Mar. 14 - Recalled F Mike Duco and F Patrick Rissmiller from Rochester (AHL).  
Mar. 13 - Reassigned F Bill Thomas and F Tim Kennedy to Rochester (AHL).  
Mar. 8 - Recalled F Tim Kennedy from Rochester (AHL). Reassigned F Kennndal McArdle to Rochester.  
Mar. 6 - Recalled D Clay Wilson from Rochester (AHL).  
Mar. 2 - Recalled F Bill Thomas from Rochester (AHL). Reassigned F Hugh Jessiman to Rochester.

## FEBRUARY

Feb. 28 - Recalled D Keaton Ellerby from Rochester (AHL). Reassigned F Bill Thomas to Rochester.  
Feb. 28 - Acquired D Evan Oberg and a 2013 third-round draft pick from Vancouver in exchange for LW Chris Higgins.  
Feb. 28 - Acquired LW Sergei Samsonov from Carolina in exchange for D Bryan Allen.  
Feb. 28 - Acquired C Jake Hauswirth and a 2011 third-round draft pick from Washington in exchange for D Dennis Wideman.  
Feb. 28 - Acquired RW Niclas Bergfors and LW Patrick Rissmiller from Atlanta in exchange for F Radek Dvorak and a 2011 fifth-round draft pick.  
Feb. 27 - Recalled F Kennndal McArdle and F Hugh Jessiman from Rochester (AHL).  
Feb. 26 - Acquired LW Tim Kennedy and a 2011 third-round draft pick from NY Rangers in exchange for D Bryan McCabe.  
Feb. 25 - Acquired D Alexander Sulzer from Nashville in exchange for a conditional 2012 seventh-round draft pick.  
Feb. 24 - F Bill Thomas, F Michal Repik and D Joe Callahan recalled from Rochester (AHL). D Keaton Ellerby reassigned to Rochester (AHL).  
Feb. 24 - Acquired C Ryan Carter and a 2011 fifth round draft pick in exchange for LW Cory Stillman.  
Feb. 24 - RW Steve Bernier placed on waivers.  
Feb. 19 - F Kennndal McArdle and D Joe Callahan reassigned to Rochester (AHL).  
Feb. 18 - F Kennndal McArdle recalled from Rochester (AHL).  
Feb. 12 - D Joe Callahan recalled from Rochester (AHL). F Bill Thomas reassigned to Rochester (AHL).  
Feb. 9 - Acquired RW Jack Skille, RW Hugh Jessiman and C David Pacan from Chicago Blackhawks in exchange for RW Michael Frolik and G Alexander Salak.

## FEBRUARY CONTINUED

Feb. 9 - F Bill Thomas recalled from Rochester (AHL). F Michal Repik reassigned to Rochester (AHL).  
Feb. 8 - F Michal Repik recalled from Rochester (AHL).  
Feb. 7 - F Scott Timmins recalled from Rochester (AHL).  
Feb. 5 - F Scott Timmins reassigned to Rochester (AHL).  
Feb. 1 - F Scott Timmins recalled from Rochester (AHL).

## JANUARY

Jan. 26 - D Joe Callahan reassigned to Rochester (AHL).  
Jan. 24 - G Jacob Markstrom and D Clay Wilson reassigned to Rochester (AHL).  
Jan. 23 - G Jacob Markstrom recalled from Rochester (AHL).  
Jan. 21 - D Clay Wilson recalled from Rochester (AHL).  
Jan. 20 - D Joe Callahan recalled from Rochester (AHL).  
Jan. 16 - D Keaton Ellerby recalled from Rochester (AHL).  
Jan. 16 - D Bryan McCabe placed on injured reserve (broken jaw).  
Jan. 9 - D Keaton Ellerby reassigned to Rochester (AHL).  
Jan. 8 - D Keaton Ellerby recalled from Rochester (AHL).  
Jan. 5 - F Steven Reinprecht loaned to Adler Mannheim (DEL).

## DECEMBER

Dec. 29 - F Bill Thomas reassigned to Rochester (AHL). RW Radek Dvorak, LW Rostislav Olesz and LW Cory Stillman activated from injured reserve.  
Dec. 28 - D Keaton Ellerby reassigned to Rochester (AHL).  
Dec. 14 - LW Kennndal McArdle reassigned to Rochester (AHL).  
Dec. 7 - F Evgeny Dadonov recalled from Rochester (AHL).  
Dec. 3 - F Kennndal McArdle recalled from Rochester (AHL). F Michal Repik reassigned to Rochester (AHL).

## NOVEMBER

Nov. 28 - D Joe Callahan reassigned to Rochester (AHL).  
Nov. 26 - F Bill Thomas recalled from Rochester (AHL).  
Nov. 25 - F Bill Thomas reassigned to Rochester (AHL).  
Nov. 24 - Recalled D Keaton Ellerby and D Joe Callahan from Rochester (AHL).  
Nov. 24 - Placed RW Steve Bernier and LW Rostislav Olesz on injured reserve.  
Nov. 20 - Recalled F Bill Thomas from Rochester (AHL).  
Nov. 16 - Recalled F Michal Repik from Rochester (AHL).  
Nov. 16 - Reassigned D Keaton Ellerby to Rochester (AHL).  
Nov. 5 - Recalled D Keaton Ellerby from Rochester (AHL).

## OCTOBER

Oct. 26 - Reassigned D Keaton Ellerby to Rochester (AHL).  
Oct. 20 - Recalled D Keaton Ellerby from Rochester (AHL).  
Oct. 19 - Assigned F Kennndal McArdle to Rochester (AHL).  
Oct. 6 - Acquired D Sean Zimmerman from Vancouver in exchange for D Nathan Paetsch.  
Oct. 5 - Acquired LW Darcy Hordichuk from Vancouver in exchange for LW Andrew Peters.  
Oct. 5 - Assigned D Keaton Ellerby to Rochester (AHL).  
Oct. 5 - Assigned D Erik Gudbranson to Kingston (OHL).

## 2010-11 INJURY BREAKDOWN

Player	Injury	Date Out	Date Returned	# Games Missed
Shawn Matthias	Lower Body	04/09/11	04/10/11	1
Steve Bernier	Shoulder	04/08/11	04/10/11	2
Darcy Hordichuk	Oblique	04/06/11	04/09/11	3
Stephen Weiss	Groin	04/02/11	04/09/11	3
Alexander Sulzer	Groin	03/29/11	04/10/11	6
Tomas Vokoun	Back	03/29/11	04/09/11	5
Jack Skille	Ankle	03/25/11	04/02/11	4
Shawn Matthias	Lower Body	03/25/11	04/02/11	4
Scott Timmins	Concussion	03/12/11	04/10/11	14
Alexander Sulzer	Rib Contusion	03/06/11	03/22/11	7
Ryan Carter	Upper Body	02/27/11	03/10/11	8
Chris Higgins	Hand Injury	02/27/11	03/01/11	1
Rostislav Olesz	Knee	02/27/11	04/10/11	21
Jack Skille	Ankle	02/25/11	03/22/11	12
Dmitry Kulikov	Ankle	02/13/11	02/27/11	7
Cory Stillman	Upper Body	02/08/11	02/13/11	2
Evgeny Dadonov	Broken Finger	02/04/11	03/19/11	20
Shawn Matthias	Broken Ankle	02/01/11	03/22/11	23
Dmitry Kulikov	Rib Injury	01/21/11	01/25/11	2
Bryan McCabe	Broken Jaw	01/17/11	02/18/11	13
Chris Higgins	Lower Body	01/08/11	01/25/11	8
Radek Dvorak	Shoulder	12/07/10	12/31/10	9
Chris Higgins	Foot	12/04/10	12/15/10	5
Cory Stillman	Back	12/01/10	12/31/10	12
Bryan Allen	Broken Foot	11/24/10	12/15/10	9
Jason Garrison	Groin	11/24/10	11/27/10	2
Steven Reinprecht	Groin	11/20/10	11/24/10	2
Rostislav Olesz	Broken Finger	11/20/10	12/31/10	17
Steve Bernier	Orbital Bone	11/13/10	12/01/10	8
Cory Stillman	Shoulder	11/06/10	11/12/10	2
Jason Garrison	Lower Body	11/05/10	11/17/10	5
Jason Garrison	Lower Body	10/21/10	10/26/10	2
Byron Bitz	Sports Hernia	10/10/10	04/10/11	82

**Total Man Games Lost: 321**



# 2010-11 GAME-BY-GAME RESULTS

Game-By-Game Summary - Florida Panthers (\* = Overtime, \*\* = Shootout, + = Sellout)

#	Date	Team	W-L-OT	Record	GF-GA	Scorers	W Goal	PP	PK	SF-SA	W-L GltDr.	Attendance
1	10/10/2010	@ EDM	L	00-01-00	2-3	19,19	10	0-5	2-2	28-13	35 / 29	16839+
2	10/11/2010	@ VAN	L	00-02-00	1-2	85	22	0-3	0-0	42-35	1 / 29	18860+
3	10/14/2010	@ CGY	W	01-02-00	3-0	14,14,18	14	0-3	4-4	18-27	29 / 34	19289+
4	10/16/2010	TBL	W	02-02-00	6-0	61,10,27,6p,10,85	61	1-4	2-2	38-29	29 / 33	17040+
5	10/21/2010	DAL	L	02-03-00	1-4	9	23	0-3	2-2	28-29	32 / 29	11580
6	10/23/2010	NYI	W	03-03-00	4-3	43,26,10,14	14	0-5	3-5	30-33	29 / 39	15071
7	10/26/2010	@ TOR	L	03-04-00	1-3	6p	28	1-3	1-2	22-27	35 / 30	19239+
8	10/28/2010	@ OTT	L	03-05-00	3-5	24p,21,13	27	1-3	1-1	31-28	30 / 29	16294
9	10/30/2010	@ MTL	W	04-05-00	3-1	67,10,18	10	0-3	5-5	31-41	29 / 31	21273+
10	11/03/2010	ATL	L	04-06-00	3-4	52,27,5	18	0-1	1-1	55-23	50 / 29	11212
11	11/05/2010	CAR	W	05-06-00	7-4	10,9,13,21,19,67,9	19	0-2	7-7	50-31	30 / 30	14761
12	11/06/2010	@ CAR	L	05-07-00	2-3	16,67	12	0-2	4-5	20-29	30 / 30	17704
13	11/10/2010	TOR	W	06-07-00	4-1	5,27p,18,67p	27	2-5	5-5	28-33	29 / 50	15243
14	11/12/2010	MIN	W	07-07-00	2-1	21,13	13	0-4	2-3	27-23	29 / 60	15043
15	11/13/2010	@ PHI	L	07-08-00	2-5	61,13	18	0-2	2-4	36-42	35 / 30	19616+
16	11/17/2010	@ ATL	W	08-08-00	2-1	9,14	14	0-3	1-1	34-39	29 / 31	10168
17	11/18/2010	@ BOS	L O	8-09-00	0-4		17	0-5	2-2	41-40	40 / 29	17565+
18	11/20/2010	@ NYI	W	09-09-00	4-1	13,19,13,9	19	0-6	4-4	31-40	29 / 30	9157
19	11/22/2010	PIT	L	09-10-00	2-3	61,24	16	0-5	1-3	29-26	29 / 29	16543
20	11/24/2010	BOS	L	09-11-00	1-3	27	28	0-2	3-4	32-37	30 / 29	16712
21	11/26/2010	NYR	L	09-12-00	0-3		21	0-5	1-2	40-19	30 / 30	17013
22	11/27/2010	@ TBL	W**	10-12-00	4-3	14s,7,18	9	0-4	6-7	27-37	29 / 33	15854
23	12/01/2010	@ ANA	L	10-13-00	3-5	13,26p,26p	10	2-2	1-1	32-29	1 / 29	12504
24	12/02/2010	@ LAK	L	10-14-00	2-3	32,10	11	0-3	2-2	26-24	32 / 29	17720
25	12/04/2010	@ PHX	W**	11-14-00	2-1	67	67	0-4	2-3	37-41	30 / 30	10334
26	12/07/2010	COL	W*	12-14-00	4-3	37,9,10,9	9	0-2	1-1	25-25	29 / 41	12791
27	12/09/2010	@ WAS	W	13-14-00	3-0	67,26,13p	67	1-6	8-8	32-36	29 / 1	18398+
28	12/11/2010	@ NSH	L	13-15-00	0-3		20	0-1	3-4	22-27	39 / 29	16128
29	12/15/2010	CAR	L	13-16-00	3-4	63,67,24p	15	1-3	3-4	27-34	60 / 29	14651
30	12/17/2010	BUF	W	14-16-00	6-2	24,19,19,10p,67,9s	19	1-5	4-5	26-43	29 / 30	16894
31	12/20/2010	@ PHI	W	15-16-00	5-0	37,63,18,13,7	37	0-4	1-1	34-26	29 / 35	19864+
32	12/22/2010	@ PIT	L	15-17-00	2-5	9,24	24	0-3	4-4	37-34	1 / 29	18238+
33	12/23/2010	@ BUF	W	16-17-00	4-3	21,9p,21,52	52	1-4	4-5	29-48	29 / 30	18690+
34	12/27/2010	BOS	O**	16-17-01	2-3	10,13	26	0-2	1-1	34-42	30 / 30	19250+
35	12/31/2010	MTL	O*	16-17-02	2-3	9,7	20	0-6	2-4	22-48	35 / 29	20072+
36	01/02/2011	NYR	W	17-17-02	3-0	10p,21,9s	10	1-3	2-2	36-32	29 / 43	16752
37	01/03/2011	@ CAR	W*	18-17-02	4-3	6,21,61,5	5	0-1	3-3	28-37	30 / 30	16637
38	01/05/2011	ATL	L	18-18-02	2-3	9,21	47	0-2	5-6	35-31	31 / 29	12803
39	01/07/2011	CAR	L	18-19-02	3-5	10,19,19	26	0-3	3-3	35-35	60 / 29	14262
40	01/08/2011	@ WAS	L	18-20-02	2-3	13,63	8	0-4	2-3	27-27	1 / 30	18398+
41	01/11/2011	WAS	W*	19-20-02	4-3	13p,19,10p,6p	6	3-6	5-5	41-33	29 / 30	14790
42	01/13/2011	NSH	W	20-20-02	3-2	14,85,10	10	0-3	3-3	34-29	30 / 35	12228
43	01/15/2011	NJD	W*	21-20-02	3-2	63p,6p,7	7	2-4	4-4	22-35	30 / 30	17825+
44	01/17/2011	ATL	O**	21-20-03	2-3	6p,7p	8	2-5	2-2	40-30	31 / 30	11477
45	01/19/2011	COL	O*	21-20-04	2-3	10,61	18	0-4	2-3	31-38	1 / 29	11629
46	01/21/2011	TBL	O**	21-20-05	1-2	61	19	0-7	1-1	30-21	33 / 29	17328+
47	01/23/2011	@ NJD	L	21-21-05	2-5	18,19	12	0-1	1-3	26-23	30 / 33	15109
48	01/25/2011	@ NYR	W	22-21-05	4-3	85,4,13,43	43	0-1	3-4	17-35	29 / 30	18200+
49	01/26/2011	@ BOS	L	22-22-05	1-2	5	17	0-1	1-1	35-35	30 / 29	17565+
50	02/01/2011	@ TOR	O**	22-22-06	3-4	9,10p,61p	9	2-4	3-4	33-25	35 / 30	19018+
51	02/02/2011	@ MTL	L	22-23-06	2-3	75,9	21	0-3	5-5	35-40	35 / 29	21273+
52	02/04/2011	@ NJD	W*	23-23-06	4-3	21,6p,13s,85	85	1-2	3-3	29-31	29 / 1	13557
53	02/08/2011	STL	L	23-24-06	1-2	6p	36	1-5	5-5	31-28	41 / 29	12228
54	02/10/2011	BUF	O*	23-24-07	2-3	26p,19	57	1-1	2-2	26-27	30 / 29	14559
55	02/13/2011	SJS	W	24-24-07	3-2	13,21,52	52	0-3	1-1	22-30	29 / 31	16217
56	02/16/2011	PHI	L	24-25-07	2-4	85p,10	21	1-3	4-4	35-35	35 / 29	17077+
57	02/18/2011	DET	L	24-26-07	3-4	14,6p,9	44	1-4	3-3	32-30	31 / 29	19947+
58	02/19/2011	@ TBL	W**	25-26-07	3-2	10p,13p	13	2-3	6-6	26-36	30 / 33	18710
59	02/21/2011	@ NYI	L	25-27-07	1-5	13p	26	1-5	4-5	21-37	35 / 29	13729
60	02/23/2011	@ OTT	L	25-28-07	1-5	21	26	0-5	5-6	24-34	41 / 30	16520
61	02/25/2011	@ ATL	W**	26-28-07	2-1	19	26	0-5	3-3	32-46	29 / 50	14046
62	02/27/2011	NJD	L	26-29-07	1-2	19	12	0-1	2-3	26-26	30 / 29	16592
63	03/01/2011	@ CAR	L	26-30-07	1-2	9	12	0-1	1-2	42-22	30 / 30	16252
64	03/03/2011	MTL	L	26-31-07	0-4		75	0-3	1-1	30-31	31 / 29	19722+
65	03/05/2011	@ ATL	O*	26-31-08	3-4	14,9p,10	16	1-4	4-5	34-36	50 / 29	15799
66	03/06/2011	WAS	O*	26-31-09	2-3	37,10p	28	1-6	1-1	34-25	30 / 30	15685
67	03/08/2011	CHI	W	27-31-09	3-2	10,3,19	19	0-0	3-3	15-39	29 / 50	16132
68	03/10/2011	OTT	L	27-32-09	1-2	3	65	0-4	3-4	34-39	41 / 29	12310
69	03/12/2011	TBL	W*	28-32-09	4-3	10,20,11,52	52	0-4	5-8	27-38	30 / 41	16607
70	03/15/2011	PHI	L	28-33-09	2-3	9,7	17	0-4	4-4	22-31	33 / 29	17377+
71	03/17/2011	TOR	W	29-33-09	4-0	14,9p,13p,4	14	2-2	5-5	26-24	30 / 35	16970
72	03/19/2011	NYI	O**	29-33-10	3-4	63,63,9	51	0-2	3-3	32-21	39 / 30	16502
73	03/22/2011	@ NYR	L	29-34-10	0-1		17	0-0	1-1	22-33	30 / 29	18200+
74	03/23/2011	@ CHI	L	29-35-10	0-4		7	0-2	3-4	23-31	50 / 29	21713+
75	03/25/2011	@ BUF	L	29-36-10	2-4	14,63	3	0-2	1-2	24-32	30 / 29	18690+
76	03/27/2011	@ PIT	O**	29-36-11	1-2	20	72	0-2	3-3	38-28	29 / 30	18270+
77	03/29/2011	@ CLB	O**	29-36-12	2-3	10p,63	43	1-3	3-3	31-32	1 / 30	11670
78	03/31/2011	OTT	L	29-37-12	1-4	32	52	0-3	1-1	38-23	41 / 30	15672
79	04/02/2011	PIT	L	29-38-12	2-4	15,3	4	0-3	1-1	30-34	1 / 30	18,178+
80	04/06/2011	@ WSH	L	29-39-12	2-5	10p, 13	62	1-4	2-4	33-25	1 / 30	18,398+
81	04/08/2011	@ TBL	L	29-40-12	2-4	52, 13	4	0-5	2-4	25-33	35 / 30	20,444+
82	04/09/2011	WSH	W	30-40-12	1-0	37	37	0-2	1-1	23-28	29 / 30	18,371+

Total Attendance: 643,246    Average Attendance: 15,689    # of Sellouts: 5

# 2010-11 GAME-BY-GAME PLAYER STATISTICAL BREAKDOWN

Date	Opp.	SULZER #2	WILSON #3	ELLERBY #4	ALLEN #5	DUCO #6	WIDEMAN #6	KULIKOV #7
10-Oct	@ EDM		MIN	MIN	0-0 0/-1 16:17	MIN	0-0 2/-1 24:00	0-0 3/1 20:43
11-Oct	@ VAN		MIN	MIN	0-0 1/0 16:59	MIN	0-0 2/0 24:21	0-0 0/0 20:28
14-Oct	@ CGY		MIN	MIN	0-0 0/3 21:20	MIN	0-1 1/3 24:04	0-0 1/0 18:26
16-Oct	Vs T.B		MIN	MIN	0-0 2/1 21:25	MIN	1-0 4/2 25:19	0-0 2/1 19:39
21-Oct	Vs DAL		MIN	0-0 3/-1 14:23	0-0 1/0 19:01	MIN	0-0 0/-2 24:07	0-0 0/-2 18:28
23-Oct	Vs NYI		MIN	0-2 0/2 12:11	0-0 0/1 21:04	MIN	0-1 3/1 23:07	0-0 1/0 18:10
26-Oct	@ TOR		MIN	MIN	0-0 1/0 19:09	MIN	1-0 4/-1 23:11	0-0 0/-1 18:27
28-Oct	@ OTT		MIN	MIN	0-0 1/-1 18:16	MIN	0-1 0/-2 22:58	0-0 0/0 19:01
30-Oct	@ MTL		MIN	MIN	0-0 0/1 17:11	MIN	0-0 3/1 23:45	0-0 0/1 20:36
3-Nov	Vs ATL		MIN	MIN	1-0 1/-2 16:51	MIN	0-1 5/-1 24:36	0-0 2/0 20:20
5-Nov	Vs CAR		MIN	0-0 3/1 13:10	0-3 3/3 20:42	MIN	0-1 1/2 23:43	0-0 1/0 18:30
6-Nov	@ CAR		MIN	0-0 1/0 13:22	0-0 1/-1 19:25	MIN	0-1 0/0 27:04	0-0 0/0 19:24
10-Nov	Vs TOR		MIN	0-0 2/0 10:53	1-0 1/0 21:55	MIN	0-1 1/0 22:30	0-1 1/2 19:53
12-Nov	Vs MIN		MIN	0-0 1/1 10:50	0-0 2/0 19:35	MIN	0-1 0/1 26:38	0-1 3/1 21:22
13-Nov	@ PHI		MIN	0-1 1/2 17:51	0-0 1/-2 17:58	MIN	0-0 3/-2 23:06	0-0 3/-1 20:12
17-Nov	@ ATL		MIN	MIN	0-0 0/-1 20:14	MIN	0-0 1/-1 23:55	0-0 1/0 17:31
18-Nov	@ BOS		MIN	MIN	0-0 2/-2 16:26	MIN	0-0 3/-2 25:26	0-0 0/-1 17:17
20-Nov	@ NYI		MIN	MIN	0-1 0/3 17:08	MIN	0-0 2/2 24:51	0-1 2/1 18:40
22-Nov	Vs PIT		MIN	MIN	0-0 1/0 18:12	MIN	0-0 3/0 24:04	0-0 1/0 17:41
24-Nov	Vs BOS		MIN	0-0 0/1 15:43	INJ	MIN	0-1 4/-1 23:48	0-0 1/-1 18:32
26-Nov	Vs NYR		MIN	0-0 1/0 12:49	INJ	MIN	0-0 5/-2 24:48	0-0 0/0 19:02
27-Nov	@ T.B		MIN	0-0 0/0 10:55	INJ	MIN	0-0 2/-1 26:17	1-0 1/1 18:45
1-Dec	@ ANA		MIN	0-0 2/-1 18:42	INJ	MIN	0-1 1/2 23:32	0-1 0/0 17:59
2-Dec	@ LA		MIN	0-1 2/1 14:16	INJ	MIN	0-0 2/1 24:15	0-0 0/0 14:35
4-Dec	@ PHX		MIN	0-0 0/0 17:52	INJ	MIN	0-0 3/0 27:59	0-0 1/0 17:58
7-Dec	Vs COL		MIN	0-0 1/0 16:56	INJ	MIN	0-0 1/-2 21:00	0-0 2/2 18:41
9-Dec	@ WSH		MIN	0-0 0/0 12:21	DND	MIN	0-1 1/0 26:27	0-1 1/2 14:42
11-Dec	@ NSH		MIN	0-0 1/-1 14:09	DND	MIN	0-0 1/-1 24:21	0-0 0/-1 17:37
15-Dec	Vs CAR		MIN	0-0 1/0 12:58	0-0 0/0 20:56	MIN	0-1 0/-1 24:00	DND
17-Dec	Vs BUF		MIN	DND	0-0 0/1 17:41	MIN	0-1 2/1 21:11	0-0 0/1 16:09
20-Dec	@ PHI		MIN	DND	0-0 2/0 16:31	MIN	0-0 2/0 21:32	1-1 1/3 19:10
22-Dec	@ PIT		MIN	DND	0-0 1/-2 19:18	MIN	0-0 2/-4 22:31	0-0 1/0 19:35
23-Dec	@ BUF		MIN	DND	0-0 1/1 16:35	MIN	0-0 2/-1 20:28	0-0 1/1 18:22
27-Dec	Vs BOS		MIN	DND	0-1 1/0 20:58	MIN	0-0 2/0 22:52	0-0 2/-1 20:42
31-Dec	Vs MTL		MIN	MIN	0-0 1/1 19:54	MIN	0-1 1/1 25:20	1-0 2/1 16:40
2-Jan	Vs NYR		MIN	MIN	0-0 0/1 17:42	MIN	0-1 3/0 22:25	0-0 2/0 16:26
3-Jan	@ CAR		MIN	MIN	1-0 (W) 2/1 20:52	MIN	1-0 2/1 22:16	0-1 2/1 17:06
5-Jan	Vs ATL		MIN	MIN	0-0 1/-1 20:16	MIN	0-0 3/-1 23:26	0-0 1/0 18:38
7-Jan	Vs CAR		MIN	MIN	0-1 1/-2 18:46	MIN	0-1 2/-1 21:21	0-0 0/-2 18:07
8-Jan	@ WSH		MIN	MIN	0-0 1/1 16:49	MIN	0-0 2/1 20:55	0-1 0/0 21:26
11-Jan	Vs WSH		MIN	MIN	0-0 0/-1 18:24	MIN	1-1 (W) 6/-1 23:43	0-0 1/1 18:48
13-Jan	Vs NSH		MIN	MIN	0-0 0/1 21:26	MIN	0-0 2/1 23:30	0-0 3/-1 17:27
15-Jan	Vs N.J		MIN	MIN	0-0 0/1 20:12	MIN	1-1 4/0 22:40	1-1 (W) 2/0 17:47
17-Jan	Vs ATL		MIN	0-0 1/0 16:22	0-0 0/-1 20:04	MIN	1-0 2/-1 24:11	1-0 6/0 22:50
19-Jan	Vs CBJ		MIN	0-0 0/0 14:25	0-0 1/1 20:34	MIN	0-0 1/0 29:29	0-2 0/0 20:20
21-Jan	Vs T.B	0-0 1/0 9:19		0-0 1/0 9:29	0-0 0/1 20:27	MIN	0-0 2/-1 29:54	DND
23-Jan	@ N.J	0-0 1/0 8:36		0-0 1/0 13:08	0-0 1/-1 19:00	MIN	0-0 2/-2 22:34	DND
25-Jan	@ NYR		MIN	1-0 1/1 14:55	0-1 3/0 22:32	MIN	0-1 1/0 20:35	0-1 0/1 15:42
26-Jan	@ BOS		MIN	0-0 1/0 17:50	1-0 2/0 21:05	MIN	0-0 5/-1 21:56	0-0 0/0 20:16
1-Feb	@ TOR		MIN	0-1 0/-1 19:52	0-1 2/0 16:13	MIN	0-0 2/-1 25:17	0-1 1/0 20:59
2-Feb	@ MTL		MIN	0-0 1/-1 17:26	0-0 2/-1 18:04	MIN	0-0 2/1 15:04	0-1 2/-1 24:01
4-Feb	@ N.J		MIN	0-1 3/0 14:59	0-0 1/2 22:22	MIN	1-0 5/1 22:59	0-0 2/0 20:49
8-Feb	Vs STL		MIN	0-0 2/-1 14:42	0-0 0/-1 18:22	MIN	1-0 2/-1 25:30	0-0 0/-1 19:30
10-Feb	Vs BUF		MIN	0-0 1/-1 15:26	0-0 0/-1 25:42	MIN	0-2 1/-1 27:47	0-0 0/0 10:53
13-Feb	Vs S.J		MIN	0-1 2/-1 18:21	0-0 1/0 14:20	MIN	0-1 1/2 26:06	DND
16-Feb	Vs PHI		MIN	0-0 0/-2 14:13	0-0 0/0 19:13	MIN	0-0 1/-3 24:38	DND
18-Feb	Vs DET		MIN	0-0 1/-1 16:34	0-0 0/-2 14:07	MIN	1-0 6/-3 25:44	INJ
19-Feb	@ T.B		MIN	0-0 0/-1 13:25	0-0 1/-1 21:40	MIN	0-1 2/-1 29:57	INJ
21-Feb	@ NYI		MIN	0-0 0/-1 18:24	0-0 1/-2 19:11	MIN	0-1 3/-3 23:41	INJ
23-Feb	@ OTT		MIN	0-0 0/-2 9:08	0-0 1/-1 20:41	MIN	0-0 1/0 23:38	INJ
25-Feb	@ ATL	0-0 0/0 20:03		MIN	0-0 4/0 20:15	MIN	DND	INJ
27-Feb	Vs N.J	0-0 1/-1 19:25		MIN	0-0 1/0 18:45	MIN	0-0 3/0 21:15	0-0 0/-1 20:08
1-Mar	@ CAR	0-0 0/0 19:05		MIN	Traded to CAR	MIN	Traded to WSH	0-0 2/0 21:11
3-Mar	Vs MTL	0-0 2/-2 21:00		MIN	0-0 2/-2 16:59	MIN		0-0 1/-1 22:55
5-Mar	@ ATL	0-0 0/0 8:38		MIN	0-0 2/-1 17:51	MIN		0-1 4/0 26:29
6-Mar	Vs WSH	DND	0-0 2/0 13:31	0-0 0/-1 16:46		MIN		0-1 2/0 26:30
8-Mar	Vs CHI	DND	1-0 1/1 8:43	0-1 1/2 22:41		MIN		0-0 0/0 23:58
10-Mar	Vs OTT	DND	1-0 3/1 17:17	0-0 1/0 15:20		MIN		0-0 3/0 22:30
12-Mar	Vs T.B	DND	0-0 0/1 13:57	0-1 1/1 19:19		MIN		0-1 1/0 24:13
15-Mar	Vs PHI	DND	0-0 1/0 13:03	0-1 0/0 18:55		0-0 0/-1 6:56		1-0 3/-1 24:50
17-Mar	Vs TOR	DND	0-0 0/0 12:32	1-0 1/1 19:01		0-0 0/0 10:10		0-1 0/0 22:16
19-Mar	Vs NYI	DND	0-1 1/1 17:54	0-0 0/1 20:08		MIN		0-1 0/0 20:51
22-Mar	@ NYR	0-0 1/0 15:58		MIN	0-0 0/-1 19:14	MIN		0-0 3/-1 21:13
23-Mar	@ CHI	0-0 0/0 18:26		MIN	0-0 0/-1 18:34	MIN		0-0 1/-1 21:08
25-Mar	@ BUF	0-0 1/0 17:58		MIN	0-0 0/-2 19:19	MIN		0-0 1/-2 22:40
27-Mar	@ PIT	0-1 2/0 12:29		MIN	0-0 1/0 21:12	MIN		0-0 1/0 27:03
29-Mar	@ CBJ	DND	0-0 1/-1 15:10	0-0 2/-1 22:05		MIN		0-0 1/-1 23:38
31-Mar	Vs OTT	DND	0-0 2/0 20:25	0-0 1/-2 18:34		MIN		0-0 0/-2 20:58
2-Apr	Vs PIT	DND	1-0 1/0 16:39	0-0 0/-2 16:23		MIN		0-1 0/-1 23:40
6-Apr	@ WSH	DND	0-1 4/-1 21:46	0-0 3/0 16:24		MIN		0-0 0/-1 23:51
8-Apr	@ T.B	DND	0-0 4/1 18:18	0-0 2/-1 15:32		MIN		0-0 2/-1 24:24
9-Apr	Vs WSH	DND	0-0 0/1 15:29	0-0 1/0 17:44		MIN		0-0 2/0 21:38

# 2010-11 GAME-BY-GAME PLAYER STATISTICAL BREAKDOWN

Date	Opp.	KENNEDY #8	WEISS #9	BOOTH #10	BERGFORS #11	SANTORELLI #13	DVORAK #14	SAMSONOV #14
10-Oct	@ EDM		0-0 1/-2 20:21	0-1 2/-2 19:39		0-0 0/0 14:17	0-0 2/0 14:25	
11-Oct	@ VAN		0-0 4/0 20:58	0-0 6/0 20:18		0-1 0/1 12:35	0-0 1/-1 16:46	
14-Oct	@ CGY		0-0 1/0 18:53	0-1 3/1 18:58		0-0 1/0 12:43	2-0 (W) 2/2 16:21	
16-Oct	Vs T.B		0-1 1/0 17:58	2-1 9/3 16:10		0-1 1/1 13:21	0-1 2/1 16:49	
21-Oct	Vs DAL		1-0 5/1 16:50	0-0 0/-1 17:43		0-0 3/0 13:26	0-0 2/-1 17:15	
23-Oct	Vs NYI		0-0 1/0 19:21	1-0 2/0 18:53		0-0 2/1 12:54	1-0 (W) 4/1 17:10	
26-Oct	@ TOR		0-1 1/-1 16:26	0-0 1/1 20:14		0-0 1/-1 15:42	0-0 1/-1 15:47	
28-Oct	@ OTT		0-0 2/-4 16:30	0-1 1/-4 15:04		1-0 6/-1 15:42	0-0 2/0 14:07	
30-Oct	@ MTL		DND	1-0 (W) 6/1 17:27		0-0 1/0 14:45	0-0 2/-1 18:24	
3-Nov	Vs ATL		0-0 5/1 19:01	0-0 9/-1 20:42		0-0 2/-1 9:38	0-0 1/0 15:40	
5-Nov	Vs CAR		2-1 9/3 19:51	1-1 5/1 18:13		1-0 2/0 10:42	0-2 1/2 15:28	
6-Nov	@ CAR		0-0 0/1 20:01	0-0 3/1 19:30		0-0 0/1 9:37	0-0 1/-1 15:36	
10-Nov	Vs TOR		0-0 1/1 19:48	0-0 7/-1 17:05		0-0 2/0 16:00	0-0 0/0 16:25	
12-Nov	Vs MIN		0-0 2/0 17:17	0-0 1/1 16:20		1-0 (W) 1/1 16:04	0-1 3/1 16:59	
13-Nov	@ PHI		0-1 3/1 16:24	0-0 3/-1 14:40		1-0 3/-1 16:03	0-0 3/-1 14:27	
17-Nov	@ ATL		1-0 3/1 16:58	0-0 3/-1 17:02		0-0 3/-1 16:11	1-0 (W) 3/1 16:15	
18-Nov	@ BOS		0-0 2/-3 18:06	0-0 14/-2 20:23		0-0 3/-1 16:23	0-0 3/0 17:50	
20-Nov	@ NYI		1-1 2/2 9:41	0-1 2/2 17:41		2-0 7/2 19:47	0-1 1/0 16:57	
22-Nov	Vs PIT		0-0 2/1 21:13	0-1 4/0 23:48		0-0 1/-1 18:10	0-0 1/0 12:09	
24-Nov	Vs BOS		0-0 2/-2 15:58	0-0 2/-1 21:46		0-0 2/0 15:30	0-0 2/0 17:01	
26-Nov	Vs NYR		0-0 4/-2 21:23	0-0 5/-1 21:50		0-0 1/-1 15:53	0-0 1/0 14:51	
27-Nov	@ T.B		0-0 3/0 21:57	0-0 1/0 23:18		0-1 2/0 20:02	1-0 1/1 17:46	
1-Dec	@ ANA		0-1 1/-1 19:01	0-0 1/-1 22:47		1-1 4/-1 18:51	0-0 2/-1 16:20	
2-Dec	@ LA		0-0 1/0 21:07	1-0 4/0 23:03		0-0 3/-1 19:41	0-0 3/-1 15:49	
4-Dec	@ PHX		0-0 2/1 25:19	0-1 6/1 22:26		0-0 3/0 22:16	0-0 1/0 9:07	
7-Dec	Vs COL		2-0 (W) 3/1 22:01	1-1 7/1 21:18		0-0 1/-2 19:22	INJ	
9-Dec	@ WSH		0-2 4/1 23:12	0-0 7/2 20:31		1-0 3/0 16:32	INJ	
11-Dec	@ NSH		0-0 0/-2 18:09	0-0 2/0 16:08		0-0 1/0 19:08	INJ	
15-Dec	Vs CAR		0-1 1/0 20:22	0-0 1/-3 18:53		0-1 3/-2 18:59	INJ	
17-Dec	Vs BUF		1-1 2/2 18:42	1-0 2/-1 18:49		0-0 1/0 18:07	INJ	
20-Dec	@ PHI		0-1 4/1 19:23	0-0 3/1 17:38		1-0 1/1 16:22	INJ	
22-Dec	@ PIT		1-0 4/-1 17:19	0-0 2/0 17:48		0-0 2/0 18:03	INJ	
23-Dec	@ BUF		1-1 2/3 22:13	0-0 3/-1 20:34		0-0 1/-1 18:24	INJ	
27-Dec	Vs BOS		0-0 2/0 23:30	1-0 2/1 21:04		1-0 3/2 19:12	INJ	
31-Dec	Vs MTL		1-0 5/0 20:44	0-1 1/1 17:39		0-1 2/1 20:06	0-0 2/0 14:17	
2-Jan	Vs NYR		1-0 3/2 17:34	1-0 (W) 4/0 18:59		0-1 4/0 15:15	0-0 0/0 15:31	
3-Jan	@ CAR		0-0 0/0 18:39	0-0 0/-1 16:44		0-1 2/1 15:59	0-1 3/1 17:14	
5-Jan	Vs ATL		1-0 2/2 20:29	0-0 3/-1 16:17		0-0 3/-1 16:21	0-0 3/-1 16:26	
7-Jan	Vs CAR		0-0 2/-3 21:53	1-0 5/-3 14:22		0-1 0/-1 7:15	0-1 1/2 17:44	
8-Jan	@ WSH		0-1 6/0 19:58	0-2 2/1 22:35		1-0 6/1 19:14	0-0 2/0 16:54	
11-Jan	Vs WSH		0-3 4/-2 25:56	1-0 3/0 21:28		1-0 5/0 17:23	0-1 2/1 15:41	
13-Jan	Vs NSH		0-0 2/0 18:50	1-0 (W) 5/1 19:42		0-1 4/1 15:04	1-0 1/0 16:42	
15-Jan	Vs N.J		0-2 0/0 22:20	0-0 2/0 16:50		0-1 1/0 15:32	0-0 0/-1 18:31	
17-Jan	Vs ATL		0-2 5/0 20:41	0-0 6/-1 19:14		0-1 0/-1 16:25	0-0 3/-1 18:03	
19-Jan	Vs CBJ		0-0 3/-1 23:02	1-0 4/1 18:23		0-1 2/1 16:31	0-1 0/0 15:19	
21-Jan	Vs T.B		0-0 1/0 24:59	0-0 3/0 23:32		0-0 4/-1 18:15	0-0 0/0 17:16	
23-Jan	@ N.J		0-0 2/-1 18:25	0-0 1/-2 20:13		0-0 0/-2 13:30	0-1 3/0 17:04	
25-Jan	@ NYR		0-0 0/-2 19:43	0-0 0/2 15:12		1-1 3/3 15:05	0-1 0/1 17:01	
26-Jan	@ BOS		0-0 3/-2 22:01	0-0 2/-1 16:13		0-0 3/0 17:08	0-1 1/1 17:49	
1-Feb	@ TOR		1-1 2/1 20:54	1-0 2/-2 18:11		0-0 2/-2 15:05	0-0 4/0 18:07	
2-Feb	@ MTL		1-0 1/0 19:05	0-0 3/0 21:31		0-0 2/-1 17:38	0-0 1/-1 15:51	
4-Feb	@ N.J		0-0 1/-1 13:47	0-1 1/0 17:53		1-0 2/1 17:46	0-1 2/1 20:05	
8-Feb	Vs STL		0-1 3/-1 21:41	0-0 6/-2 19:05		0-0 3/-1 20:33	0-0 0/0 12:29	
10-Feb	Vs BUF		0-0 3/-1 21:22	0-0 4/-2 20:06		0-0 2/0 20:02	0-0 1/1 19:24	
13-Feb	Vs S.J		0-0 1/0 21:09	0-0 1/0 17:38		1-0 3/1 14:59	0-0 2/0 16:47	
16-Feb	Vs PHI		0-0 2/-1 19:05	1-0 4/0 16:35		0-0 3/-1 12:45	0-0 4/0 20:12	
18-Feb	Vs DET		1-1 3/-1 19:39	0-1 5/0 19:19		0-0 4/-1 15:17	1-0 4/0 16:41	
19-Feb	@ T.B		0-1 0/-1 23:19	1-0 4/-1 18:55		1-0 1/-1 14:41	0-0 2/0 18:16	
21-Feb	@ NYI		0-0 0/-1 4:54	0-0 5/-1 18:11		1-0 2/0 19:21	0-0 0/-2 17:17	
23-Feb	@ OTT		0-0 4/0 19:17	0-0 3/-2 18:41		0-0 2/-2 21:42	0-0 1/-2 14:19	
25-Feb	@ ATL		0-0 1/0 26:26	0-0 3/0 22:06		0-0 6/0 21:14	0-1 1/1 22:05	
27-Feb	Vs N.J	MIN	0-0 0/0 20:22	0-0 4/0 18:58		0-1 0/0 17:55	0-0 1/0 18:33	
1-Mar	@ CAR	MIN	1-0 3/1 20:35	0-1 6/1 19:21	0-0 4/1 17:46	0-0 4/0 18:35	Traded to ATL	0-0 2/0 18:45
3-Mar	Vs MTL	MIN	0-0 2/-1 21:51	0-0 6/-1 21:55	0-0 1/-1 12:30	0-0 3/-1 17:06		0-0 2/-1 19:40
5-Mar	@ ATL	MIN	1-1 3/-1 20:36	1-0 3/0 19:04	0-1 4/1 17:26	0-1 1/0 17:46		1-1 3/-1 18:03
6-Mar	Vs WSH	MIN	0-1 3/0 25:22	1-0 6/-2 20:03	0-0 6/-1 18:24	0-1 1/-1 22:12		0-0 4/-1 22:02
8-Mar	Vs CHI	0-0 0/0 14:30	0-0 1/1 20:24	1-1 3/1 16:50	0-1 0/1 18:10	0-0 0/0 17:08		0-1 0/1 16:44
10-Mar	Vs OTT	0-0 0/-1 10:56	0-0 2/1 20:56	0-0 4/0 19:37	0-1 2/1 20:04	0-0 1/-1 19:20		0-0 2/0 20:15
12-Mar	Vs T.B	0-0 1/0 4:58	0-1 3/1 24:28	1-0 3/1 21:40	1-0 2/1 19:05	0-2 1/3 15:18		0-0 1/1 20:32
15-Mar	Vs PHI	MIN	1-0 2/1 21:39	0-0 2/-1 22:32	0-0 5/1 17:54	0-0 3/-1 13:10		0-2 2/1 20:26
17-Mar	Vs TOR	MIN	1-1 3/1 22:26	0-0 2/0 15:27	0-1 2/1 16:37	1-0 5/0 14:27		1-1 (W) 3/1 17:30
19-Mar	Vs NYI	MIN	1-0 1/0 23:10	0-1 3/-1 19:38	0-1 5/1 20:12	0-0 5/-1 18:14		0-2 2/1 21:17
22-Mar	@ NYR	MIN	DND	0-0 1/-1 18:25	0-0 1/0 15:19	0-0 2/0 16:22		0-0 1/0 20:00
23-Mar	@ CHI	MIN	DND	0-0 3/-2 16:52	0-0 2/0 7:19	0-0 2/-2 18:39		0-0 4/-1 19:00
25-Mar	@ BUF	MIN	0-0 1/0 18:21	0-0 0/0 4:14	0-1 2/0 16:17	0-0 5/-1 18:41		1-0 1/0 18:50
27-Mar	@ PIT	MIN	0-0 2/-1 23:59	0-0 6/0 20:34	0-0 1/-1 18:23	0-0 4/0 18:20		0-0 1/-1 19:41
29-Mar	@ CBJ	MIN	0-0 4/-1 25:05	1-0 2/-1 18:18	0-0 6/-1 19:57	0-1 2/-1 19:04		0-1 1/-1 21:18
31-Mar	Vs OTT	MIN	0-0 2/-1 18:04	0-0 3/-3 15:13	0-0 4/0 15:19	0-0 4/-2 14:52		0-0 4/-1 17:09
2-Apr	Vs PIT	MIN	DND	0-0 5/0 18:47	0-0 1/-2 12:57	0-0 3/-1 18:23		0-1 0/0 16:51
6-Apr	@ WSH	0-0 1/0 12:50	DND	1-0 2/-3 21:17	0-0 3/1 14:51	1-0 4/0 18:39		0-2 2/0 18:53
8-Apr	@ T.B	0-0 0/0 8:33	DND	0-0 2/0 19:53	0-0 1/-1 15:15	1-1 2/2 18:53		0-0 1/0 20:27
9-Apr	Vs WSH	0-1 0/1 10:30	0-0 1/0 19:08	0-0 3/0 17:50	0-0 1/0 12:32	0-0 0/0 14:40		0-0 0/0 17:10

# 2010-11 GAME-BY-GAME PLAYER STATISTICAL BREAKDOWN

Date	Opp.	SKILLE #15	HORDICHUK #16	MCARDLE #17	MATTHIAS #18	REASONER #19	CARTER #20	HIGGINS #21
10-Oct	@ EDM		0-0 2/1 5:09	DND	0-0 2/0 14:00	2-0 2/1 10:41		0-0 3/0 17:59
11-Oct	@ VAN		0-0 0/-1 4:01	DND	0-0 2/-1 10:41	0-0 2/-1 14:30		0-0 3/0 18:04
14-Oct	@ CGY		DND	0-0 0/0 6:54	1-0 2/1 12:08	0-2 1/2 15:02		0-0 1/0 16:52
16-Oct	Vs T.B		DND		0-1 1/3 13:14	0-0 1/1 15:35		0-0 4/0 17:25
21-Oct	Vs DAL		DND	MIN	0-0 4/-2 8:49	0-0 1/-1 16:29		0-0 0/0 14:58
23-Oct	Vs NYI		0-0 0/0 2:04	MIN	INJ	0-1 0/1 16:26		0-0 3/0 12:20
26-Oct	@ TOR		0-0 0/0 5:52	MIN	DND	0-0 1/0 14:58		0-0 2/0 13:34
28-Oct	@ OTT		0-0 0/0 8:33	MIN	0-0 2/0 12:42	0-2 3/2 13:53		1-0 4/0 15:54
30-Oct	@ MTL		0-0 0/0 3:40	MIN	1-1 1/2 11:08	0-0 0/-1 19:44		0-1 0/1 14:45
3-Nov	Vs ATL		DND	MIN	0-0 5/-2 11:56	0-0 1/1 14:33		0-0 2/1 11:19
5-Nov	Vs CAR		DND	MIN	0-0 1/0 10:12	1-1 (W) 4/2 17:46		1-0 8/0 18:04
6-Nov	@ CAR		1-0 1/1 3:38	MIN	0-0 0/-1 10:17	0-0 1/-1 16:00		0-0 1/0 16:06
10-Nov	Vs TOR		0-0 0/0 2:10	MIN	1-1 1/2 12:01	0-0 0/0 16:20		0-0 2/0 14:14
12-Nov	Vs MIN		DND	MIN	0-0 1/0 11:58	0-0 2/1 16:55		1-0 4/1 14:50
13-Nov	@ PHI		0-0 4/0 11:13	MIN	0-0 1/0 13:48	0-0 0/-1 15:10		0-0 1/-1 11:50
17-Nov	@ ATL		DND	MIN	0-0 3/0 10:58	0-1 3/1 15:53		0-1 3/1 15:09
18-Nov	@ BOS		0-0 1/0 2:54	MIN	0-0 3/-1 13:05	0-0 0/0 16:41		0-0 3/0 15:27
20-Nov	@ NYI		0-0 0/0 6:33	MIN	0-1 2/1 13:26	1-0 (W) 3/0 21:44		0-1 2/0 15:40
22-Nov	Vs PIT		0-0 0/0 2:17	MIN	0-0 3/1 12:03	0-0 2/0 15:07		0-0 2/0 18:24
24-Nov	Vs BOS		0-0 1/1 4:42	MIN	0-0 1/0 13:39	0-0 1/0 17:31		0-0 2/-2 15:57
26-Nov	Vs NYR		0-0 0/0 1:49	MIN	0-0 4/-1 15:37	0-0 3/0 15:39		0-0 4/0 20:36
27-Nov	@ T.B		0-0 0/0 1:24	MIN	1-0 3/0 16:12	0-0 1/0 19:11		0-0 1/0 16:13
1-Dec	@ ANA		0-0 1/-2 5:10	MIN	0-0 1/0 13:05	0-0 0/-1 16:37		0-0 4/-1 15:14
2-Dec	@ LA		0-0 0/1 4:07	MIN	0-0 1/-1 16:25	0-0 2/-1 15:51		INJ
4-Dec	@ PHX		0-0 0/0 1:55	0-0 1/0 8:59	0-0 4/0 17:31	0-0 1/0 13:55		INJ
7-Dec	Vs COL		0-1 0/1 5:03	0-0 0/0 10:41	0-0 0/1 10:44	0-0 1/-1 14:58		INJ
9-Dec	@ WSH		0-0 1/0 3:02	0-0 0/0 7:10	0-0 1/0 10:33	0-0 1/0 16:23		INJ
11-Dec	@ NSH		0-0 0/0 10:35	0-0 1/0 10:47	0-0 3/0 17:10	0-0 1/0 13:15		INJ
15-Dec	Vs CAR		0-0 0/0 4:39	MIN	0-1 2/1 11:56	0-1 0/1 14:38		0-1 3/1 20:27
17-Dec	Vs BUF		0-0 0/0 5:20	MIN	0-2 3/3 12:22	2-0 (W) 2/2 14:09		0-2 3/2 15:32
20-Dec	@ PHI		0-0 0/1 5:48	MIN	1-0 4/2 15:20	0-1 4/2 15:45		0-0 2/1 17:14
22-Dec	@ PIT		0-1 0/1 7:58	MIN	0-0 4/-3 12:42	0-0 2/-3 13:28		0-0 5/-1 17:20
23-Dec	@ BUF		0-0 0/0 0:49	MIN	0-0 1/-1 10:30	0-0 2/0 18:44		2-0 3/2 17:59
27-Dec	Vs BOS		0-0 1/0 4:13	MIN	0-0 0/0 15:50	0-0 4/0 17:06		0-0 3/-1 20:01
31-Dec	Vs MTL		DND	MIN	0-0 1/0 9:32	0-0 0/0 14:32		0-1 2/1 13:58
2-Jan	Vs NYR		DND	MIN	0-0 2/0 10:29	0-0 2/0 16:46		1-0 2/2 18:15
3-Jan	@ CAR		DND	MIN	0-1 1/-1 10:26	0-0 0/1 16:15		1-0 2/1 13:42
5-Jan	Vs ATL		0-0 1/0 4:05	MIN	0-0 1/0 8:24	0-0 3/-1 15:23		1-1 3/2 19:52
7-Jan	Vs CAR		DND	MIN	0-0 0/-1 13:08	2-0 3/2 17:36		0-0 2/-1 20:11
8-Jan	@ WSH		0-0 0/1 1:56	MIN	0-0 1/-1 9:19	0-0 0/0 16:00		DND
11-Jan	Vs WSH		0-0 0/0 1:55	MIN	0-0 2/-1 7:45	1-0 1/1 15:33		DND
13-Jan	Vs NSH		0-0 0/1 2:15	MIN	0-0 2/-2 8:58	0-1 0/1 17:36		DND
15-Jan	Vs N.J		0-0 0/0 3:54	MIN	0-0 0/0 11:35	0-0 1/-1 19:13		DND
17-Jan	Vs ATL		0-0 0/0 4:28	MIN	0-0 2/0 10:31	0-0 3/-1 18:31		DND
19-Jan	Vs CBJ		0-0 0/0 5:45	MIN	0-0 0/0 13:01	0-0 2/-1 15:31		DND
21-Jan	Vs T.B		DND	MIN	0-1 2/1 10:14	0-0 0/0 18:31		INJ
23-Jan	@ N.J		DND	MIN	1-0 2/1 13:23	1-0 3/0 16:53		INJ
25-Jan	@ NYR		0-0 0/0 5:52	MIN	0-1 2/1 10:00	0-0 0/0 16:21		0-1 2/-1 18:12
26-Jan	@ BOS		0-1 3/1 9:57	MIN	0-0 1/0 3:42	0-0 1/1 18:18		0-0 4/-1 18:09
1-Feb	@ TOR		0-0 0/0 5:08	MIN	DND	0-0 2/0 16:58		0-1 4/1 17:58
2-Feb	@ MTL		DND	MIN	DND	0-0 0/-1 16:02		0-0 2/0 17:21
4-Feb	@ N.J		0-0 0/0 5:57	MIN	DND	0-0 2/-1 19:44		1-0 2/-1 15:40
8-Feb	Vs STL		0-0 0/0 3:26	MIN	INJ	0-0 1/0 18:50		0-0 5/0 18:47
10-Feb	Vs BUF	0-0 2/-1 17:45	0-0 0/0 3:22	MIN	INJ	1-0 1/1 17:48		0-0 4/-2 20:28
13-Feb	Vs S.J	0-0 0/0 19:37	0-0 0/0 5:18	MIN	INJ	0-2 0/1 15:01		1-1 5/1 20:24
16-Feb	Vs PHI	0-0 3/-3 18:07	0-0 1/0 4:12	MIN	INJ	0-1 3/-2 18:17		0-0 2/0 23:34
18-Feb	Vs DET	0-1 2/-1 18:22	DND	0-0 0/-2 6:45	INJ	0-1 1/1 17:22		0-0 1/1 16:13
19-Feb	@ T.B	0-0 3/-1 17:12	0-0 1/0 4:53	MIN	INJ	0-0 0/0 17:56		0-0 1/-1 16:31
21-Feb	@ NYI	0-0 3/-2 15:00	0-0 1/0 7:37	MIN	INJ	0-0 0/-2 18:14		0-0 0/-2 18:45
23-Feb	@ OTT	0-0 0/0 6:15	0-0 1/-2 5:36	MIN	INJ	0-0 0/-1 15:19		1-0 4/1 16:15
25-Feb	@ ATL	DND	0-0 0/0 6:35	MIN	INJ	1-0 3/0 21:12	DND	0-1 1/0 5:12
27-Feb	Vs N.J	INJ	0-0 0/0 5:53	0-0 1/0 12:51	INJ	1-0 2/1 18:41	INJ	INJ
1-Mar	@ CAR	INJ	0-0 2/-1 3:01	0-0 2/0 16:14	INJ	0-0 3/0 19:17	INJ	INJ
3-Mar	Vs MTL	INJ	0-0 1/-1 9:36	0-0 1/-1 12:41	INJ	0-0 0/0 17:37	INJ	INJ
5-Mar	@ ATL	INJ	0-0 1/0 3:07	0-0 0/0 8:35	INJ	0-0 5/0 20:56	INJ	INJ
6-Mar	Vs WSH	INJ	0-0 0/0 5:41	0-0 0/0 7:47	INJ	0-0 2/0 15:34	INJ	INJ
8-Mar	Vs CHI	INJ	0-0 2/-1 4:45	MIN	INJ	1-0 (W) 2/1 18:33	INJ	INJ
10-Mar	Vs OTT	INJ	0-0 1/0 4:05	MIN	INJ	0-0 1/0 20:25	INJ	Traded to VAN
12-Mar	Vs T.B	INJ	0-0 0/0 4:07	MIN	INJ	0-1 5/1 22:57	1-0 1/1 11:47	
15-Mar	Vs PHI	INJ	0-0 0/0 5:14	MIN	INJ	0-0 0/0 20:22	0-0 0/-1 12:36	
17-Mar	Vs TOR	INJ	0-0 1/0 5:58	MIN	INJ	0-0 2/1 22:58	0-1 1/1 12:05	
19-Mar	Vs NYI	INJ	0-0 0/0 2:29	MIN	INJ	0-0 1/0 20:45	0-0 2/0 9:32	
22-Mar	@ NYR	0-0 5/-1 17:49	0-0 0/0 4:48	MIN	0-0 0/0 13:16	0-0 1/-1 19:59	0-0 0/0 11:08	
23-Mar	@ CHI	0-0 2/-2 16:23	0-0 1/0 4:08	MIN	0-0 3/0 9:00	0-0 1/-1 21:05	0-0 1/0 15:40	
25-Mar	@ BUF	DND	0-0 0/0 10:05	MIN	DND	0-0 1/-1 19:13	0-0 2/0 14:58	
27-Mar	@ PIT	DND	0-1 2/1 6:38	MIN	DND	0-0 3/0 19:08	1-0 1/1 11:12	
29-Mar	@ CBJ	DND	0-0 1/0 6:09	MIN	DND	0-0 0/0 4:51	0-0 1/1 20:40	
31-Mar	Vs OTT	DND	0-0 0/0 11:23	MIN	DND	0-1 4/0 16:31	0-0 1/0 15:54	
2-Apr	Vs PIT	1-0 3/-1 18:06	0-0 0/0 10:28	MIN	DND	0-1 4/-1 22:38	0-0 3/0 16:58	
6-Apr	@ WSH	0-0 3/-2 15:45	DND	MIN	0-0 1/0 10:56	0-1 2/-2 18:18	0-0 1/0 9:31	
8-Apr	@ T.B	0-0 3/2 16:25	DND	MIN	0-0 1/-1 8:11	0-0 0/0 21:52	DND	
9-Apr	Vs WSH	0-0 4/0 16:34	DND	MIN	DND	0-0 1/0 19:16	DND	

# 2010-11 GAME-BY-GAME PLAYER STATISTICAL BREAKDOWN

Date	Opp.	MCCABE #24	BERNIER #26	REINPRECHT #27	JESSIMAN #28	REPIK #32	RISSMILLER #34	THOMAS #37
10-Oct	@ EDM	0-0 2/1 22:18	0-2 1/1 9:43	DND	MIN	MIN		MIN
11-Oct	@ VAN	0-0 4/0 19:01	0-0 3/-1 11:21	DND	MIN	MIN		MIN
14-Oct	@ CGY	0-0 1/0 18:57	0-0 0/0 11:49	DND	MIN	MIN		MIN
16-Oct	Vs T.B	0-4 1/4 20:06	0-1 0/1 11:48	1-0 2/1 12:31	MIN	MIN		MIN
21-Oct	Vs DAL	0-0 3/-1 21:35	0-0 1/-2 12:26	0-0 0/-2 9:29	MIN	MIN		MIN
23-Oct	Vs NYI	0-1 4/1 21:25	1-0 1/2 13:52	0-0 1/1 9:58	MIN	MIN		MIN
26-Oct	@ TOR	0-1 1/-1 19:20	0-0 3/0 14:52	0-0 1/0 13:18	MIN	MIN		MIN
28-Oct	@ OTT	1-0 3/-1 21:11	0-0 1/-1 18:14	0-0 0/0 14:09	MIN	MIN		MIN
30-Oct	@ MTL	0-0 4/1 21:48	0-0 0/0 12:28	0-1 2/1 10:54	MIN	MIN		MIN
3-Nov	Vs ATL	0-1 3/1 20:45	0-0 1/-2 13:50	1-0 3/-1 11:03	MIN	MIN		MIN
5-Nov	Vs CAR	0-0 3/0 21:55	0-0 0/-1 12:48	0-1 0/-1 9:30	MIN	MIN		MIN
6-Nov	@ CAR	0-1 0/1 21:04	0-0 1/-1 14:31	0-0 0/1 9:46	MIN	MIN		MIN
10-Nov	Vs TOR	0-0 0/0 23:26	0-0 1/0 13:29	1-0 (W) 2/0 10:49	MIN	MIN		MIN
12-Nov	Vs MIN	0-0 0/0 20:30	0-0 2/0 11:17	0-0 1/0 9:37	MIN	MIN		MIN
13-Nov	@ PHI	0-1 0/2 21:22	DND	0-0 1/0 12:09	MIN	MIN		MIN
17-Nov	@ ATL	0-0 1/0 19:18	DND	0-0 2/0 12:10	MIN	0-0 1/0 8:55		MIN
18-Nov	@ BOS	0-0 1/-1 20:49	DND	0-0 0/-1 12:56	MIN	DND		MIN
20-Nov	@ NYI	0-0 1/0 22:27	DND	INJ	MIN	0-0 1/0 10:10		0-0 1/0 9:49
22-Nov	Vs PIT	1-0 1/0 22:14	DND	INJ	MIN	0-0 1/-1 10:18		0-1 0/1 9:33
24-Nov	Vs BOS	0-0 3/0 23:32	INJ	1-0 1/1 10:48	MIN	0-1 2/1 10:21		DND
26-Nov	Vs NYR	0-0 4/-2 25:26	INJ	0-0 1/0 12:28	MIN	0-0 1/0 10:47		MIN
27-Nov	@ T.B	0-0 3/0 23:05	INJ	0-0 1/0 10:10	MIN	0-0 1/0 7:11		DND
1-Dec	@ ANA	0-1 4/-1 19:09	2-1 6/0 17:01	0-0 2/-2 10:50	MIN	0-0 1/-3 11:30		DND
2-Dec	@ LA	0-0 0/0 20:04	0-1 2/1 20:04	0-1 0/1 14:31	MIN	1-0 3/-1 8:23		0-1 0/0 5:42
4-Dec	@ PHX	0-0 2/0 24:43	0-0 4/0 19:17	0-0 2/0 17:00	MIN	MIN		0-0 5/0 12:08
7-Dec	Vs COL	0-1 1/2 20:05	0-0 2/-1 19:44	0-1 1/0 18:25	MIN	MIN		1-0 2/1 9:27
9-Dec	@ WSH	0-0 1/0 22:04	1-0 4/1 19:48	0-1 3/1 15:47	MIN	MIN		0-0 0/0 5:09
11-Dec	@ NSH	0-0 1/-1 21:59	0-0 1/0 16:45	0-0 1/-2 9:48	MIN	MIN		0-0 1/0 10:27
15-Dec	Vs CAR	1-0 2/0 20:02	0-0 2/-2 17:34	0-0 0/0 9:27	MIN	MIN		0-0 2/0 8:10
17-Dec	Vs BUF	1-0 2/2 19:23	0-0 2/0 17:50	0-0 0/0 12:14	MIN	MIN		0-0 1/0 8:22
20-Dec	@ PHI	0-2 2/3 19:24	0-1 3/1 16:28	0-1 0/1 11:18	MIN	MIN		1-0 (W) 2/1 9:24
22-Dec	@ PIT	1-0 3/-2 21:17	0-0 1/-1 18:18	0-0 2/1 12:37	MIN	MIN		0-1 2/1 11:25
23-Dec	@ BUF	0-1 1/0 22:58	0-0 1/0 14:18	0-0 0/0 8:05	MIN	MIN		0-0 1/0 6:22
27-Dec	Vs BOS	0-0 0/-1 22:50	0-0 2/0 16:10	0-0 2/-2 9:28	MIN	MIN		0-0 3/-2 7:46
31-Dec	Vs MTL	0-0 1/1 19:50	0-0 0/0 11:51	DND	MIN	MIN		MIN
2-Jan	Vs NYR	0-0 4/0 21:55	0-0 0/0 5:51	DND	MIN	MIN		MIN
3-Jan	@ CAR	0-0 2/1 18:42	0-0 0/-2 8:48	MIN	MIN	MIN		MIN
5-Jan	Vs ATL	0-0 3/0 21:20	0-0 1/0 11:14	MIN	MIN	MIN		MIN
7-Jan	Vs CAR	0-0 2/-1 18:11	0-0 1/0 8:15	MIN	MIN	MIN		MIN
8-Jan	@ WSH	0-0 2/0 21:19	0-0 0/-1 14:08	MIN	MIN	MIN		MIN
11-Jan	Vs WSH	0-1 4/1 20:40	0-0 1/0 8:27	MIN	MIN	MIN		MIN
13-Jan	Vs NSH	0-1 1/-1 17:43	0-0 2/0 7:38	MIN	MIN	MIN		MIN
15-Jan	Vs N.J	0-0 0/-1 16:16	0-0 0/0 7:43	MIN	MIN	MIN		MIN
17-Jan	Vs ATL	DND	0-0 3/0 8:56	MIN	MIN	MIN		MIN
19-Jan	Vs CBJ	DND	0-0 2/-1 9:25	MIN	MIN	MIN		MIN
21-Jan	Vs T.B	INJ	0-0 0/-1 5:40	MIN	MIN	MIN		MIN
23-Jan	@ N.J	INJ	0-1 0/1 10:56	MIN	MIN	MIN		MIN
25-Jan	@ NYR	INJ	DND	MIN	MIN	MIN		MIN
26-Jan	@ BOS	INJ	DND	MIN	MIN	MIN		MIN
1-Feb	@ TOR	INJ	DND	MIN	MIN	MIN		MIN
2-Feb	@ MTL	INJ	0-1 2/1 9:21	MIN	MIN	MIN		MIN
4-Feb	@ N.J	INJ	0-1 2/1 10:52	MIN	MIN	MIN		MIN
8-Feb	Vs STL	INJ	0-0 0/-1 8:11	MIN	MIN	0-0 1/-1 6:55		MIN
10-Feb	Vs BUF	INJ	1-0 4/0 16:04	MIN	MIN	MIN		0-0 0/-1 5:18
13-Feb	Vs S.J	INJ	0-0 0/-1 9:37	MIN	MIN	MIN		MIN
16-Feb	Vs PHI	INJ	DNP	MIN	MIN	MIN		MIN
18-Feb	Vs DET	0-0 0/0 20:52	0-0 0/0 8:26	MIN	MIN	MIN		MIN
19-Feb	@ T.B	0-1 2/-1 19:00	0-0 0/0 6:02	MIN	MIN	MIN		MIN
21-Feb	@ NYI	0-0 1/-2 22:10	0-0 2/-1 8:20	MIN	MIN	MIN		MIN
23-Feb	@ OTT	0-0 4/-1 20:40	0-0 1/0 11:37	MIN	MIN	MIN		MIN
25-Feb	@ ATL	0-0 0/0 24:35	0-0 3/0 16:02	MIN	MIN	0-0 3/-1 17:11		0-0 0/0 10:38
27-Feb	Vs N.J	Traded to NYR	0-0 1/-1 12:47	MIN	0-0 2/0 9:31	0-1 4/1 16:24		0-0 3/0 9:26
1-Mar	@ CAR		0-0 2/0 14:34	MIN	0-0 0/-1 5:11	0-0 4/0 16:52	MIN	MIN
3-Mar	Vs MTL		0-0 1/-1 14:48	MIN	MIN	0-0 2/-1 14:23	MIN	0-0 2/-1 9:43
5-Mar	@ ATL		0-0 2/-1 16:13	MIN	MIN	0-0 1/0 13:17	MIN	0-0 2/0 6:58
6-Mar	Vs WSH		0-0 0/-1 16:07	MIN	MIN	0-1 2/0 17:18	MIN	1-0 3/1 7:56
8-Mar	Vs CHI		0-0 0/0 18:58	MIN	MIN	0-1 1/1 13:49	MIN	0-0 1/-1 5:24
10-Mar	Vs OTT		0-0 4/-1 14:38	MIN	MIN	0-1 5/1 16:49	MIN	0-0 1/0 5:51
12-Mar	Vs T.B		0-0 1/2 11:41	MIN	MIN	0-0 2/0 19:12	MIN	0-0 0/0 6:13
15-Mar	Vs PHI		0-0 0/-2 9:43	MIN	MIN	0-0 2/0 15:58	0-0 0/0 6:49	MIN
17-Mar	Vs TOR		0-0 0/0 15:50	MIN	MIN	0-1 1/0 11:31	0-0 0/0 7:41	MIN
19-Mar	Vs NYI		0-0 2/0 14:12	MIN	MIN	0-0 1/0 11:45	0-0 2/0 9:34	MIN
22-Mar	@ NYR		0-0 4/0 15:05	MIN	MIN	0-0 0/0 11:16	MIN	MIN
23-Mar	@ CHI		0-0 2/-1 16:44	MIN	MIN	0-0 0/0 12:52	MIN	MIN
25-Mar	@ BUF		0-0 0/0 13:58	MIN	MIN	0-0 1/-1 13:48	0-0 1/-1 13:56	MIN
27-Mar	@ PIT		0-0 2/1 10:05	MIN	MIN	0-0 6/0 12:31	0-0 0/0 11:27	MIN
29-Mar	@ CBJ		0-1 1/1 14:10	MIN	MIN	0-0 1/0 13:27	0-0 3/0 8:58	MIN
31-Mar	Vs OTT		0-0 3/0 15:40	MIN	MIN	1-0 2/0 12:33	0-0 2/0 12:15	MIN
2-Apr	Vs PIT		0-0 2/0 12:22	MIN	MIN	0-0 0/0 14:21	MIN	MIN
6-Apr	@ WSH		0-0 1/0 9:23	MIN	MIN	0-0 1/0 11:42	MIN	MIN
8-Apr	@ T.B		DND	MIN	MIN	0-0 0/-1 13:36	0-0 2/0 8:01	0-0 0/0 11:04
9-Apr	Vs WSH		DND	MIN	MIN	0-0 3/0 11:16	0-1 2/1 11:51	1-0 (W) 1/1 11:55

# 2010-11 GAME-BY-GAME PLAYER STATISTICAL BREAKDOWN

Date	Opp.	WEAVER #43	CALLAHAN #48	GARRISON #52	STILLMAN #61	DADONOV #63	FROLIK #67	TIMMINS #75
10-Oct	@ EDM	0-0 0/-1 17:16	MIN	0-0 1/-1 19:26	0-0 1/0 16:02	MIN	0-0 1/-2 18:45	MIN
11-Oct	@ VAN	0-0 1/-1 18:56	MIN	0-0 0/-1 20:15	0-1 4/0 16:50	MIN	0-0 3/0 20:25	MIN
14-Oct	@ CGY	0-0 0/0 18:28	MIN	0-0 2/0 18:47	0-1 1/2 13:36	MIN	0-0 1/0 14:25	MIN
16-Oct	Vs T.B	0-0 0/1 22:42	MIN	0-0 1/1 10:49	1-0 (W) 3/1 16:29	MIN	0-0 2/0 12:04	MIN
21-Oct	Vs DAL	0-0 1/0 22:26	MIN	DND	0-0 0/-1 16:48	MIN	0-1 4/1 17:16	MIN
23-Oct	Vs NYI	1-1 2/1 24:07	MIN	DND	0-0 3/3 16:35	MIN	0-1 1/0 18:14	MIN
26-Oct	@ TOR	0-0 0/0 19:19	MIN	0-0 0/-1 20:34	0-0 3/-1 17:12	MIN	0-0 1/-1 15:26	MIN
28-Oct	@ OTT	0-0 0/-1 17:46	MIN	0-0 3/-1 20:48	0-1 2/0 18:02	MIN	DND	MIN
30-Oct	@ MTL	0-0 1/-1 17:23	MIN	0-0 1/-1 19:59	0-0 4/-1 17:44	MIN	1-0 3/2 14:07	MIN
3-Nov	Vs ATL	0-1 1/0 21:02	MIN	1-0 2/0 16:26	0-1 3/1 17:03	MIN	0-1 4/1 18:54	MIN
5-Nov	Vs CAR	0-0 0/0 22:43	MIN	INJ	0-0 1/0 0:39	MIN	1-1 6/2 14:49	MIN
6-Nov	@ CAR	0-1 2/0 19:50	MIN	INJ	INJ	MIN	1-0 7/1 18:50	MIN
10-Nov	Vs TOR	0-1 0/0 21:46	MIN	DND	DND	MIN	1-2 5/2 16:20	MIN
12-Nov	Vs MIN	0-0 1/1 21:11	MIN	DND	0-0 2/0 13:04	MIN	0-0 1/0 14:02	MIN
13-Nov	@ PHI	0-0 0/-1 19:38	MIN	DND	1-0 2/1 14:37	MIN	0-0 4/1 17:11	MIN
17-Nov	@ ATL	0-0 0/2 19:52	MIN	0-0 0/2 19:10	0-1 0/1 14:37	MIN	0-1 4/1 15:52	MIN
18-Nov	@ BOS	0-0 1/-1 17:22	MIN	0-0 2/-1 23:01	0-0 0/-3 17:14	MIN	0-0 2/-1 16:46	MIN
20-Nov	@ NYI	0-0 1/0 19:07	MIN	0-0 1/0 17:56	0-0 3/1 15:24	MIN	0-0 1/0 15:04	MIN
22-Nov	Vs PIT	0-0 1/1 18:48	MIN	0-1 3/1 19:01	1-0 3/1 18:42	MIN	0-1 0/1 15:49	MIN
24-Nov	Vs BOS	0-0 0/0 23:04	0-0 0/0 13:17	DND	0-0 1/0 16:32	MIN	0-0 7/-2 16:26	MIN
26-Nov	Vs NYR	0-0 2/0 18:01	0-0 1/0 15:34	DND	0-0 2/-1 14:45	MIN	0-0 1/0 16:46	MIN
27-Nov	@ T.B	0-0 0/0 22:09	DND	0-0 1/0 24:41	0-0 2/0 9:39	MIN	0-0 4/0 17:19	MIN
1-Dec	@ ANA	0-0 1/-2 18:47	MIN	0-0 0/-2 20:16	INJ	MIN	0-0 1/0 14:46	MIN
2-Dec	@ L.A	0-0 1/-2 21:16	MIN	0-0 1/-2 21:34	INJ	MIN	0-0 1/-1 16:26	MIN
4-Dec	@ PHX	0-0 0/1 19:19	MIN	0-0 0/1 21:04	INJ	MIN	1-0 2/1 17:10	MIN
7-Dec	Vs COL	0-0 0/0 19:45	MIN	0-0 0/0 22:19	INJ	0-1 0/1 11:43	0-1 3/0 18:40	MIN
9-Dec	@ WSH	0-0 0/0 21:52	MIN	0-1 0/2 23:10	INJ	0-0 2/0 10:15	1-0 (W) 3/1 15:07	MIN
11-Dec	@ NSH	0-0 2/0 19:28	MIN	0-0 0/0 22:34	INJ	0-0 0/0 11:19	0-0 4/-2 15:56	MIN
15-Dec	Vs CAR	0-0 0/-1 20:19	MIN	0-0 1/0 21:52	INJ	1-0 3/1 11:56	1-0 6/0 16:24	MIN
17-Dec	Vs BUF	0-0 0/2 21:19	MIN	0-1 2/1 24:31	INJ	0-2 1/2 12:04	1-1 3/1 14:26	MIN
20-Dec	@ PHI	0-0 0/2 20:27	MIN	0-0 1/2 23:22	INJ	1-1 2/2 15:43	0-0 1/1 17:11	MIN
22-Dec	@ PIT	0-1 1/1 17:57	MIN	0-0 0/1 19:34	INJ	0-0 1/-3 11:03	0-1 4/-1 15:15	MIN
23-Dec	@ BUF	0-0 0/1 20:03	MIN	1-0 (W) 3/0 22:00	INJ	0-2 4/1 15:53	0-1 3/1 15:09	MIN
27-Dec	Vs BOS	0-0 0/1 20:58	MIN	0-0 2/1 21:40	INJ	0-0 2/0 18:53	0-2 3/2 14:47	MIN
31-Dec	Vs MTL	0-0 0/-1 21:29	MIN	0-0 3/-1 24:09	0-0 1/0 15:22	0-0 0/1 11:15	0-0 0/0 16:51	MIN
2-Jan	Vs NYR	0-0 0/1 20:29	MIN	0-0 3/2 21:03	0-0 3/0 14:07	0-0 0/0 14:00	0-0 3/1 15:36	MIN
3-Jan	@ CAR	0-0 0/-1 22:11	MIN	0-0 1/-1 21:45	1-1 2/2 14:48	0-1 3/1 13:06	0-2 5/1 16:04	MIN
5-Jan	Vs ATL	0-1 0/1 18:50	MIN	0-1 1/1 18:05	0-0 1/-1 13:29	DND	0-1 4/2 14:35	MIN
7-Jan	Vs CAR	0-1 1/1 21:10	MIN	0-0 4/2 21:37	0-0 2/0 16:15	0-0 1/-1 13:44	0-0 7/-1 18:34	MIN
8-Jan	@ WSH	0-0 1/-1 19:33	MIN	0-0 0/-1 19:58	0-0 1/0 17:32	1-0 2/0 14:12	0-0 0/1 13:22	MIN
11-Jan	Vs WSH	0-0 0/-2 19:27	MIN	0-0 2/-2 22:16	0-2 3/0 16:38	0-0 3/-2 14:12	0-0 4/-3 16:38	MIN
13-Jan	Vs NSH	0-1 2/1 18:41	MIN	0-0 0/1 21:17	0-0 1/1 18:00	0-0 1/0 16:06	0-0 5/0 17:12	MIN
15-Jan	Vs N.J	0-0 1/-1 24:47	MIN	0-0 2/-1 25:40	0-1 1/0 18:18	1-0 4/-1 14:37	0-0 3/-1 15:31	MIN
17-Jan	Vs ATL	0-0 1/-1 20:57	MIN	0-0 2/-1 24:46	0-1 1/-1 20:14	0-0 2/0 17:49	0-0 1/0 17:35	MIN
19-Jan	Vs CBJ	0-0 0/0 23:36	MIN	0-0 4/-1 23:57	1-0 1/1 18:35	0-0 3/0 16:35	0-0 5/0 17:13	MIN
21-Jan	Vs T.B	0-0 2/1 22:18	0-0 2/0 13:43	0-1 5/1 23:50	1-0 1/1 16:58	0-0 1/0 15:33	0-0 4/0 19:01	MIN
23-Jan	@ N.J	0-0 1/0 18:18	0-0 0/1 18:17	0-0 0/0 20:25	0-2 2/1 15:27	0-0 2/-1 18:53	0-0 2/0 16:48	MIN
25-Jan	@ NYR	1-0 (W) 1/1 23:13	DND	0-0 0/1 23:03	0-0 0/1 16:31	0-0 0/0 10:18	0-0 3/-2 14:00	MIN
26-Jan	@ BOS	0-0 0/0 17:50	DND	0-0 0/1 21:03	0-0 1/0 16:07	0-0 4/0 15:16	0-0 0/-2 9:16	MIN
1-Feb	@ TOR	0-0 0/0 23:48	MIN	0-0 1/0 24:11	1-1 3/0 17:48	0-0 2/1 16:18	0-0 6/0 15:40	0-0 0/0 10:25
2-Feb	@ MTL	0-0 1/-1 20:36	MIN	0-0 3/0 23:53	0-0 2/0 18:03	0-0 1/0 3:38	0-1 5/0 14:46	1-0 3/1 8:42
4-Feb	@ N.J	0-0 0/1 21:19	MIN	0-0 0/-2 22:32	0-0 1/-1 15:39	DND	0-1 3/-2 14:02	0-0 0/0 10:57
8-Feb	Vs STL	0-0 1/0 19:32	MIN	0-0 0/0 21:53	DND	INJ	0-1 3/0 14:52	0-0 2/0 10:50
10-Feb	Vs BUF	0-0 0/-1 24:43	MIN	0-1 2/0 25:25	DND	INJ	DND	0-0 0/-1 6:47
13-Feb	Vs S.J	0-0 0/2 21:43	0-0 1/-2 13:10	1-0 (W) 2/1 24:58	0-1 0/1 17:26	INJ	Traded to CHI	0-0 2/-1 9:54
16-Feb	Vs PHI	0-0 2/0 19:53	0-0 0/0 15:25	0-1 3/-1 22:38	0-0 3/-3 18:28	INJ		0-0 1/0 11:11
18-Feb	Vs DET	0-1 2/1 19:28	DND	0-0 1/1 23:25	0-0 1/-1 17:44	INJ		0-0 0/-1 8:03
19-Feb	@ T.B	0-0 0/0 22:05	MIN	0-0 2/0 23:04	0-1 5/0 16:46	INJ		0-0 0/0 12:30
21-Feb	@ NYI	0-0 0/0 18:36	MIN	0-1 0/0 18:19	0-0 1/-1 14:37	INJ		0-0 1/-1 15:07
23-Feb	@ OTT	0-0 0/-1 21:02	MIN	0-0 0/-1 23:44	0-0 2/-1 14:23	INJ		0-0 0/0 12:36
25-Feb	@ ATL	0-0 2/0 21:28	0-0 0/0 18:19	0-0 3/0 25:14	Traded to CAR	INJ		0-0 2/0 14:55
27-Feb	Vs N.J	0-0 0/1 20:26	DND	0-0 3/1 20:01	INJ	INJ		0-0 0/-1 16:22
1-Mar	@ CAR	0-0 1/0 18:03	0-0 1/0 19:48	0-1 1/0 21:01	INJ	INJ		0-0 1/-1 9:12
3-Mar	Vs MTL	0-0 1/0 17:47	0-0 3/-2 17:27	0-0 0/-1 19:26	INJ	INJ		0-0 0/-2 10:36
5-Mar	@ ATL	0-0 0/-1 22:58	0-0 1/0 15:51	0-1 2/0 25:00	INJ	INJ		0-0 0/0 12:53
6-Mar	Vs WSH	0-0 2/-1 18:27	0-0 0/-1 13:34	0-0 0/-1 24:10	INJ	INJ		0-0 1/0 9:48
8-Mar	Vs CHI	0-0 0/-1 26:00	0-0 0/0 12:20	0-0 3/0 26:32	INJ	INJ		0-0 0/-1 8:31
10-Mar	Vs OTT	0-0 1/-1 20:17	0-0 0/1 16:28	0-0 3/-1 23:09	INJ	INJ		0-0 0/0 6:13
12-Mar	Vs T.B	0-1 0/3 25:50	0-0 2/1 14:31	1-1 (W) 3/2 27:04	INJ	INJ		DND
15-Mar	Vs PHI	0-0 1/0 23:47	0-0 0/-1 12:29	0-0 1/0 25:11	INJ	INJ		DND
17-Mar	Vs TOR	0-0 1/2 23:07	0-0 2/1 15:37	0-1 2/1 24:47	INJ	INJ		DND
19-Mar	Vs NYI	0-0 2/-1 25:01	0-0 0/1 17:12	0-0 3/-1 26:47	INJ	2-0 2/-1 15:19		DND
22-Mar	@ NYR	0-0 0/0 22:46	0-0 0/0 19:00	0-0 3/0 21:55	0-0 0/0 15:55	0-0 0/0 15:55		DND
23-Mar	@ CHI	0-0 1/-2 21:35	0-0 0/0 15:07	0-0 0/-2 23:52	0-0 0/0 17:11	0-0 0/0 17:11		DND
25-Mar	@ BUF	0-0 1/1 19:23	0-0 1/0 16:51	0-0 3/1 20:47	1-0 3/1 16:10	0-0 3/1 16:10		DND
27-Mar	@ PIT	0-0 1/0 22:59	0-0 0/0 15:16	0-0 4/0 28:07	0-0 1/0 15:17	0-0 1/0 15:17		DND
29-Mar	@ CBJ	0-0 1/1 23:48	0-0 1/-1 14:56	0-1 2/1 26:37	1-0 1/0 15:49	1-0 1/0 15:49		DND
31-Mar	Vs OTT	0-0 0/-1 20:00	0-0 2/0 15:16	0-0 4/-1 22:44	0-0 0/-2 13:10	0-0 0/-2 13:10		DND
2-Apr	Vs PIT	0-1 2/0 20:30	0-0 1/-1 18:59	0-0 2/0 23:05	0-0 3/-2 15:02	0-0 3/-2 15:02		DND
6-Apr	@ WSH	0-0 0/-1 19:01	0-0 1/0 19:21	0-0 2/-1 19:37	0-0 2/0 12:37	0-0 2/0 12:37		DND
8-Apr	@ T.B	0-0 0/1 18:50	0-1 1/1 17:33	1-0 3/1 25:29	0-2 1/2 14:29	0-2 1/2 14:29		DND
9-Apr	Vs WSH	0-0 1/0 24:07	0-0 1/1 13:23	0-0 1/0 25:08	0-0 1/0 17:49	0-0 1/0 17:49		DND

# 2010-11 GAME-BY-GAME PLAYER STATISTICAL BREAKDOWN

Date	Opp.	OLESZ #85	BITZ #	CULLEN #	VOKOUN #29	CLEMMENSEN #30	MARKSTROM #33	PLANTE #35
10-Oct	@ EDM	0-0 3/0 15:55	INJ	INJ	3/13L 59	DNP	MIN	MIN
11-Oct	@ VAN	1-0 6/1 14:43	INJ	INJ	2/35L 59	DNP	MIN	MIN
14-Oct	@ CGY	0-1 0/1 14:20	INJ	INJ	0/27W 60	DNP	MIN	MIN
16-Oct	Vs T.B	1-2 2/3 12:44	INJ	INJ	0/29W 60	DNP	MIN	MIN
21-Oct	Vs DAL	0-0 0/-1 14:54	INJ	INJ	4/23L 40	0/6 20	MIN	MIN
23-Oct	Vs NYI	0-0 2/0 14:34	INJ	INJ	3/33W 60	DNP	MIN	MIN
26-Oct	@ TOR	0-0 1/0 15:23	INJ	INJ	DNP	3/27L 59	MIN	MIN
28-Oct	@ OTT	0-0 1/-1 16:18	INJ	INJ	5/28L 59	DNP	MIN	MIN
30-Oct	@ MTL	0-0 3/0 14:12	INJ	INJ	1/41W 60	DNP	MIN	MIN
3-Nov	Vs ATL	0-1 5/-1 15:38	INJ	INJ	4/23L 59	DNP	MIN	MIN
5-Nov	Vs CAR	0-2 2/1 17:16	INJ	INJ	2/7 11	2/24W 49	MIN	MIN
6-Nov	@ CAR	0-0 1/-1 18:38	INJ	INJ	DNP	3/29L 58	MIN	MIN
10-Nov	Vs TOR	0-0 2/-1 14:56	INJ	INJ	1/33W 60	DNP	MIN	MIN
12-Nov	Vs MIN	0-1 0/1 15:57	INJ	INJ	1/23W 60	DNP	MIN	MIN
13-Nov	@ PHI	0-0 3/-1 15:06	INJ	INJ	DNP	5/42L 60	MIN	MIN
17-Nov	@ ATL	0-0 3/-1 18:00	INJ	INJ	1/39W 60	DNP	MIN	MIN
18-Nov	@ BOS	0-0 1/0 7:54	INJ	INJ	4/40L 60	DNP	MIN	MIN
20-Nov	@ NYI	INJ	INJ	INJ	1/40W 60	DNP	MIN	MIN
22-Nov	Vs PIT	INJ	INJ	INJ	3/26L 59	DNP	MIN	MIN
24-Nov	Vs BOS	INJ	INJ	INJ	3/37L 60	DNP	MIN	MIN
26-Nov	Vs NYR	INJ	INJ	INJ	DNP	3/19L 56	MIN	MIN
27-Nov	@ T.B	INJ	INJ	INJ	3/37W 65	DNP	MIN	MIN
1-Dec	@ ANA	INJ	INJ	INJ	4/28L 59	DNP	MIN	MIN
2-Dec	@ LA	INJ	INJ	INJ	3/24L 59	DNP	MIN	MIN
4-Dec	@ PHX	INJ	INJ	INJ	DNP	1/41W 65	MIN	MIN
7-Dec	Vs COL	INJ	INJ	INJ	3/25W 61	DNP	MIN	MIN
9-Dec	@ WSH	INJ	INJ	INJ	0/36W 60	DNP	MIN	MIN
11-Dec	@ NSH	INJ	INJ	INJ	2/26L 59	DNP	MIN	MIN
15-Dec	Vs CAR	INJ	INJ	INJ	4/34L 59	DNP	MIN	MIN
17-Dec	Vs BUF	INJ	INJ	INJ	2/43W 60	DNP	MIN	MIN
20-Dec	@ PHI	INJ	INJ	INJ	0/26W 60	DNP	MIN	MIN
22-Dec	@ PIT	INJ	INJ	INJ	3/14L 11	1/19 48	MIN	MIN
23-Dec	@ BUF	INJ	INJ	INJ	3/48W 60	DNP	MIN	MIN
27-Dec	Vs BOS	INJ	INJ	INJ	DNP	2/420 65	MIN	MIN
31-Dec	Vs MTL	0-0 0/0 13:54	INJ	INJ	3/480 63	DNP	MIN	MIN
2-Jan	Vs NYR	0-0 1/0 13:37	INJ	INJ	0/32W 60	DNP	MIN	MIN
3-Jan	@ CAR	0-0 1/-2 14:27	INJ	INJ	DNP	3/37W 61	MIN	MIN
5-Jan	Vs ATL	0-0 1/-1 10:29	INJ	INJ	3/15L 26	0/16 32	MIN	MIN
7-Jan	Vs CAR	0-1 1/-1 6:49	INJ	INJ	4/34L 59	DNP	MIN	MIN
8-Jan	@ WSH	0-0 1/1 10:58	INJ	INJ	DNP	3/27L 59	MIN	MIN
11-Jan	Vs WSH	0-0 0/0 14:51	INJ	INJ	3/33W 63	DNP	MIN	MIN
13-Jan	Vs NSH	1-1 1/2 15:53	INJ	INJ	DNP	2/29W 60	MIN	MIN
15-Jan	Vs N.J	0-0 1/0 15:02	INJ	INJ	DNP	2/35W 64	MIN	MIN
17-Jan	Vs ATL	0-0 2/-1 16:00	INJ	INJ	DNP	2/300 65	MIN	MIN
19-Jan	Vs CBJ	0-0 3/0 14:10	INJ	INJ	3/380 64	DNP	MIN	MIN
21-Jan	Vs T.B	0-0 1/0 17:01	INJ	INJ	1/210 65	DNP	MIN	MIN
23-Jan	@ N.J	0-0 3/-1 14:49	INJ	INJ	DND	2/8 20	2/14L 40	MIN
25-Jan	@ NYR	1-1 1/3 14:38	INJ	MIN	3/35W 60	DNP	MIN	MIN
26-Jan	@ BOS	0-0 4/0 15:15	INJ	MIN	2/35L 59	DNP	MIN	MIN
1-Feb	@ TOR	0-0 0/-2 11:03	INJ	MIN	DNP	3/250 65	MIN	MIN
2-Feb	@ MTL	0-1 2/0 11:10	INJ	MIN	3/40L 58	DNP	MIN	MIN
4-Feb	@ N.J	1-0 (W) 2/1 14:56	INJ	MIN	3/31W 62	DNP	MIN	MIN
8-Feb	Vs STL	0-0 2/0 16:20	INJ	MIN	2/28L 59	DNP	MIN	MIN
10-Feb	Vs BUF	0-0 1/1 17:18	INJ	MIN	3/270 65	DNP	MIN	MIN
13-Feb	Vs S.J	0-0 1/1 11:32	INJ	MIN	2/30W 60	DNP	MIN	MIN
16-Feb	Vs PHI	1-0 3/0 14:33	INJ	MIN	3/34L 59	DNP	MIN	MIN
18-Feb	Vs DET	0-0 1/-1 11:06	INJ	MIN	4/30L 59	DNP	MIN	MIN
19-Feb	@ T.B	0-0 2/-1 11:54	INJ	MIN	DNP	2/36W 65	MIN	MIN
21-Feb	@ NYI	0-0 1/0 11:55	INJ	MIN	4/36L 59	DNP	MIN	MIN
23-Feb	@ OTT	0-0 0/0 13:59	INJ	MIN	DNP	5/34L 60	MIN	MIN
25-Feb	@ ATL	0-0 0/0 0:33	INJ	MIN	1/46W 65	DNP	MIN	MIN
27-Feb	Vs N.J	INJ	INJ	MIN	2/26L 58	DNP	MIN	MIN
1-Mar	@ CAR	INJ	INJ	MIN	DNP	2/22L 59	MIN	MIN
3-Mar	Vs MTL	INJ	INJ	MIN	2/3L 9	2/28 51	MIN	MIN
5-Mar	@ ATL	INJ	INJ	MIN	4/360 60	DNP	MIN	MIN
6-Mar	Vs WSH	INJ	INJ	MIN	DNP	3/250 61	MIN	MIN
8-Mar	Vs CHI	INJ	INJ	MIN	2/39W 60	DNP	MIN	MIN
10-Mar	Vs OTT	INJ	INJ	MIN	2/39L 59	DNP	MIN	MIN
12-Mar	Vs T.B	INJ	INJ	MIN	DNP	3/38W 65	MIN	MIN
15-Mar	Vs PHI	INJ	INJ	MIN	3/31L 58	DNP	MIN	MIN
17-Mar	Vs TOR	INJ	INJ	MIN	DNP	0/24W 60	MIN	MIN
19-Mar	Vs NYI	INJ	INJ	MIN	DNP	3/210 65	MIN	MIN
22-Mar	@ NYR	INJ	INJ	MIN	1/33L 59	DND	MIN	DNP
23-Mar	@ CHI	INJ	INJ	MIN	4/31L 60	DND	MIN	DNP
25-Mar	@ BUF	INJ	INJ	MIN	4/32L 60	DNP	MIN	MIN
27-Mar	@ PIT	INJ	INJ	MIN	1/24 60	0/40 5	MIN	MIN
29-Mar	@ CBJ	INJ	INJ	MIN	DND	2/320 65	MIN	DNP
31-Mar	Vs OTT	INJ	INJ	MIN	DND	4/23L 60	MIN	DNP
2-Apr	Vs PIT	INJ	INJ	MIN	DND	3/33L 60	MIN	DNP
6-Apr	@ WSH	INJ	INJ	MIN	DNP	4/24L 58	MIN	MIN
8-Apr	@ T.B	INJ	INJ	MIN	DNP	4/33L 59	MIN	MIN
9-Apr	Vs WSH	INJ	INJ	MIN	0/28W 60	DNP	MIN	MIN

# 2010-11 TEAM STATISTICS

## TEAM RECORDS

Last Game	Saturday Vs Washington (1-0 W)
Next Game	**None**
Overall Record / Streak	30-40-12 / Win 1 / Undef 1
Home Record / Streak	16-17-8 / Win 1 / Undef 1
Road Record / Streak	14-23-4 / Lost 2
Last 5 Games	1-4-0
Last 10 Games	1-7-2
1-Goal Games	19-18-12
2-Goal Games	1-9
3-Goal Games	10-13
Scoring First	23-8-8
Opponent Scoring First	7-32-4
Leading After 1 Period	14-8-2
Trailing After 1 Period	5-22-2
Tied After 1 Period	11-10-8
Leading After 2 Periods	18-3-3
Trailing After 2 Periods	2-26-3
Tied After 2 Periods	10-11-6
Overtime Record - This Season	10-12
Overtime Record - Franchise	74-125-142
Shootout Record - This Season	4-7
Shootout Record - Franchise	24-44
Outshooting Opponent	8-17-6
Outshot By Opponent	21-18-6
Even Shots	1-5-0
vs. Northeast	5-11-4
vs Atlantic	7-11-2
vs Southeast	11-9-4
vs EASTERN CONFERENCE	23-31-10
vs Central	2-4-2
vs Pacific	2-3-0
vs Northwest	3-2-0
vs WESTERN CONFERENCE	7-9-2

## MONTH BY MONTH RECORD

	W-L-OT	POINTS
<b>October</b>	4-5-0	8
<b>November</b>	6-7-0	12
<b>December</b>	6-5-2	14
<b>January</b>	6-5-3	15
<b>February</b>	4-7-2	10
<b>March</b>	3-8-5	11
<b>April</b>	1-3-0	2
<b>Totals:</b>	<b>30-40-12</b>	<b>72</b>

## SITUATIONAL GOALS

	FOR	AGAINST
<b>5 on 5</b>	143	164
<b>5 on 4</b>	26	4
<b>5 on 3</b>	8	0
<b>4 on 4</b>	6	4
<b>4 on 3</b>	1	0
<b>3 on 3</b>	0	0
<b>3 on 4</b>	0	1
<b>3 on 5</b>	0	7
<b>4 on 5</b>	2	32
<b>Empty Net</b>	3	9
<b>Penalty Shots</b>	2	1
<b>Total</b>	<b>191</b>	<b>222</b>

## GOALS BY PERIOD

	1	2	3	OT	T	AVG
Panthers	64	54	67	6	191	2.3
Opponents	63	75	79	5	222	2.7

## SHOTS BY PERIOD

	1	2	3	OT	T	AVG
Panthers	808	811	828	46	2493	30.4
Opponents	800	903	58	48	2609	31.8

## POWER PLAY

	G	ATT	PCT
Overall	35	267	13.1 (30th NHL)
Home	20	140	14.3 (27th NHL)
Road	15	127	11.8 (30th NHL)

## 5 SHORT HANDED GOALS ALLOWED (T-7th NHL)

## PENALTY KILLING

	G	ATT	PCT
Overall	41	267	84.6 (6th NHL)
Home	18	128	85.9 (7th NHL)
Road	23	139	83.4 (10th NHL)

## 4 SHORT HANDED GOALS SCORED (T-26th NHL)

## PENALTIES

GP	MIN	AVG. / RANK
82	716	8.7 (1st NHL)

## INDIVIDUAL LEADERS

### Florida Panthers

<b>Points</b>	S. Weiss (49), M. Santorelli (41), D. Booth (40)
<b>Goals</b>	D. Booth (23), S. Weiss (21), M. Santorelli (20)
<b>Assists</b>	S. Weiss (28), S. Samsonov (27), N. Bergfors (24)
<b>PP Goals</b>	D. Booth (8), M. Santorelli (5), S. Samsonov (4)
<b>SH Goals</b>	S. Weiss (2), M. Santorelli (1)
<b>GW Goals</b>	M. Reasoner (4), D. Booth (3), J. Garrison (3)
<b>3+ Goals</b>	
<b>PIM</b>	D. Hordichuk (76), R. Carter (66), S. Weiss (49)
<b>Shots</b>	D. Booth (280), M. Santorelli (193), S. Weiss (172)
<b>+/-</b>	C. Wilson (+4), M. Reasoner (+2), M. Weaver (+1)

## PANTHERS SPECIAL TEAMS SCORING

Power Play	G	A	Pts	Shorthanded	G	A	Pts
S. Weiss	3	16	19	S. Weiss	2	0	2
M. Santorelli	5	7	12	M. Santorelli	1	0	1
D. Booth	8	2	10				
D. Kulikov	1	4	5				
S. Samsonov	0	4	4				
S. Bernier	3	0	3				
J. Garrison	0	3	3				
S. Matthias	0	2	2				
E. Dadonov	1	0	1				
R. Olesz	1	0	1				
M. Reasoner	0	1	1				
M. Repik	0	1	1				
K. Ellerby	0	1	1				
C. Wilson	0	1	1				
M. Weaver	0	1	1				



## 2010-11 FLORIDA PANTHERS HIGHS / LOWS

TEAM RECORD	2010-11 SEASON RECORD	ALL-TIME FRANCHISE RECORD
Winning Streak	3 2X (MR: 1/11 - 1/15)	7 11/02/95 - 11/14/95, 3/2/08 - 3/16/08
Winning Streak, Home	3 2X (MR: 1/11 - 1/15)	5 5X (MR: 1/16 - 1/26/10)
Winning Streak, Road	2 4X (MR: 2/4 - 2/19)	5 11/30/08 - 12/12/08
Losing Streak	10 3/19 - 4/8	13 2/07/98 - 3/23/98
Losing Streak, Home	5 2/16- 3/6	7 2/26/03 - 3/24/03
Losing Streak, Road	9 3/1 - 4/8 (active)	13 10/27/05 - 12/17/05
Largest Margin Of Victory	6 10/16 vs TBL (6-0)	8 2/5/08 @ TOR (8-0 W)
Largest Margin Of Defeat	4 5X [MR: 3/23 @ CHI (0-4)]	10 1/13/03 @ WSH (2-12 L)
Most Goals, 1 Game	7 11/5 vs CAR (7-4 W)	10 11/26/97 vs BOS (10-5 W)
Most Goals, Home, 1 Game	7 11/5 vs CAR (7-4 W)	10 11/26/97 vs BOS (10-5)
Most Goals, Road, 1 Game	5 12/20 @ PHI (5-0 W)	8 2/28/06 @ TBL (8-2 W), 2/5/08 @ TOR (8-0 W)
Most Goals Against, 1 Game	5 9X [MR: 4/6 @ WSH (2-5 L)]	12 1/11/03 @ WSH (2-12 L)
Most Goals Against, Home, 1 Game	5 1/7 vs CAR (3-5 L)	8 3/15/98 vs CHI (4-8 L)
Most Goals Against, Road, 1 Game	5 8X [MR: 4/6 @ WSH (2-5 L)]	12 1/11/03 @ WSH (2-12 L)
Most Goals, Both Teams, 1 Game	11 11/5 vs CAR (7-4 W)	15 11/26/97 vs BOS (10-5 W)
Most Goals Panthers, 1 Period	4 3X [MR: 12/17 vs BUF (1st period)]	6 4/5/00 vs BOS {2nd Period}
Most Goals Against, 1 Period	3 11X [MR: 3/31 vs OTT (2nd Period)]	6 3X (MR: 1/17/07 @ CAR) {3rd Period}
Most Power Play Goals, 1 Game	3 1/11 vs WSH (4-3 OTW)	5 2X (MR: 12/09/98 vs OTT)
Most Power Play Goals Against, 1 Game	3 3/12 vs TBL (4-3 OTW)	5 3X (MR: 10/23/06 vs ATL)
Most Shorthanded Goals, 1 Game	1 4X (MR: 2/4 @ NJD)	2 5X (MR: 11/19/02 @ ATL)
Most Shorthanded Goals Against, 1 Game	1 5X (MR: 3/19 vs NYI)	3 3/19/98 @ BUF
Most Penalty Minutes, Both Teams, 1 Game	51 2/21 @ NYI	214 10/13/01 vs PHI
Most Penalty Minutes, Panthers, 1 Game	26 2/21 @ NYI	128 10/13/01 vs PHI
Fewest Penalty Minutes Combined, 1 Game	2 3/22 @ NYR	2 2X (MR: 3/22/11 @ NYR)
Fewest Penalty Minutes, Panthers, 1 Game	0 10/11 @ VAN	0 4X (MR: 10/11/10 @ VAN)
Most Shots Combined, 1 Game	81 2X [MR: 11/18 @ BOS (0-4 L)]	98 4/15/06 vs WSH
Fewest Shots Combined, 1 Game	41 10/10 @ EDM (2-3 L)	34 1/22/03 vs OTT (1-2 L)
Most Shots Panthers, 1 Game	55 11/3 vs ATL (3-4 L)	55 11/3/10 vs ATL (3-4 L)
Fewest Shots Panthers, 1 Game	15 3/8 vs CHI (3-2 W)	11 2X (MR: 4/12/99 at OTT)
Most Shots Against, 1 Game	48 2X [MR: 12/31 vs MTL (2-3 OTL)]	60 2/27/02 vs DET
Fewest Shots Against, 1 Game (OT)	13 10/10 @ EDM (2-3 L)	11 3/09/10 @ MIN (3-2 SOW)
Most Shots, 1 Period	23 11/3 vs ATL (2nd period)	28 10/20/05 vs WSH {2nd Period}
Fewest Shots, 1 Period	1 1/25 @ NYR (3rd period)	0 6X (MR: 3/17/09 vs WSH) {2nd Period}
Most Shots Against, 1 Period	21 2X [MR: 12/31 vs MTL (2nd period)]	29 3/02/08 @ NYI {2nd Period}
Fewest Shots Against, 1 Period	3 10/10 @ EDM (1st period)	0 2X (MR: 10/20/01 @ Edmonton) {2nd Period}

## PANTHERS SHOOTOUT PLAYER STATISTICS 2010-11 SEASON

NAME	POS	GOALS	SHOTS	SHOT %	GDG
S. Bernier	R	1	1	100.0	1
M. Santorelli	C	4	11	36.4	1
S. Weiss	C	2	7	28.6	1
D. Booth	L	1	5	20.0	0
E. Dadonov	R	0	1	0.0	0
N. Bergfors	R	0	1	0.0	0
S. Samsonov	L	0	2	0.0	0
M. Reasoner	C	0	1	0.0	0
M. Repik	L	0	1	0.0	0

## PANTHERS GOALIE SHOOTOUT STATISTICS 2010-11 SEASON

NAME	WIN	LOSS	SHOTS AGAINST	GOALS ALLOWED	SAVE %
T. Vokoun	2	1	13	2	0.846
S. Clemmensen	2	6	23	12	0.478

# ANAHEIM DUCKS

Honda Center  
2695 East Katella Ave. · Anaheim, CA 92806 · Phone: (714) 940-2900  
www.anaheimducks.com



Arena: Honda Center  
Capacity: 17,174  
Entered NHL: 1993-94

Chief Executive Officer: Michael Schulman  
Executive Vice President & General Manager: Bob Murray  
Head Coach: Randy Carlyle  
Assistant Coaches: Dave Farrish, Mike Foligno

## at FLORIDA PANTHERS

Date	Score	W/Goal
------	-------	--------

## at ANAHEIM DUCKS

Date	Score	W/Goal
Dec 1, '10	FLA 3 @ ANA 5	Corey Perry

### Individual Scoring

Player	GP	G	A	P	+/-	PIM	PP	SH	Player	GP	G	A	P	+/-	PIM	PP	SH
Steve Bernier	1	2	1	3	0	0	2	0	George Parros	1	2	0	2	2	5	0	0
Michael Santorelli	1	1	1	2	-1	0	0	0	Corey Perry	1	1	1	2	3	0	0	0
Dmitry Kulikov	1	0	1	1	0	0	0	0	Ryan Getzlaf	1	1	1	2	3	0	0	0
Bryan McCabe	1	0	1	1	-1	0	0	0	Kyle Chipchura	1	0	2	2	2	0	0	0
Dennis Wideman	1	0	1	1	-2	0	0	0	Bobby Ryan	1	1	0	1	3	0	0	0
Stephen Weiss	1	0	1	1	-1	0	0	0	Toni Lydman	1	0	1	1	3	0	0	0
Darcy Hordichuk	1	0	0	0	-2	0	0	0	Andy Sutton	1	0	0	0	1	0	0	0
Mike Weaver	1	0	0	0	-2	0	0	0	Paul Mara	1	0	0	0	0	0	0	0
Steven Reinprecht	1	0	0	0	-2	0	0	0	Todd Marchant	1	0	0	0	2	0	0	0
Marty Reasoner	1	0	0	0	-1	0	0	0	Saku Koivu	1	0	0	0	-1	2	0	0
Radek Dvorak	1	0	0	0	-1	0	0	0	Cam Fowler	1	0	0	0	0	2	0	0
Jason Garrison	1	0	0	0	-2	0	0	0	Teemu Selanne	1	0	0	0	-1	0	0	0
Keaton Ellerby	1	0	0	0	-1	0	0	0	Dan Sexton	1	0	0	0	0	0	0	0
Michal Repik	1	0	0	0	-3	0	0	0	Brandon McMillan	1	0	0	0	0	0	0	0
Shawn Matthias	1	0	0	0	0	0	0	0	Luca Sbisa	1	0	0	0	1	0	0	0
Michael Frolik	1	0	0	0	0	0	0	0	Nick Bonino	1	0	0	0	1	0	0	0
David Booth	1	0	0	0	-1	0	0	0	Lubomir Visnovsky	1	0	0	0	3	0	0	0
Chris Higgins	1	0	0	0	-1	0	0	0	Jason Blake	1	0	0	0	-1	0	0	0

Power Play 2-2 100.0% / Penalty Kill 1-1 100.0%

Power Play 0-1 0.0% / Penalty Kill 0-0 0.0%

### Goaltending

PANTHERS								DUCKS									
Goalie	GP	Min	W-L-OT	GA	SA	SV	GAA	SV%	Goalie	GP	Min	W-L-OT	GA	SA	SV	GAA	SV%
Tomas Vokoun	1	58	0-1-0	4	28	24	4.10	.857	Jonas Hiller	1	59	1-0-0	3	32	29	3.01	.906

### Goals By Period

PANTHERS						DUCKS					
	1st	2nd	3rd	OT	Total		1st	2nd	3rd	OT	Total
Goals	0	1	2	0	3	Goals	1	2	2	0	5

### Shots By Period

PANTHERS						DUCKS					
	1st	2nd	3rd	OT	Total		1st	2nd	3rd	OT	Total
Shots	8	13	11	0	32	Shots	9	12	8	0	29

\* - Overtime \*\* - Shootout

# ATLANTA THRASHERS

Philips Arena  
1 Philips Drive · Atlanta, GA 30303 · Phone: (404) 878-3300  
www.atlantathrashers.com

Arena: Philips Arena  
Capacity: 18,545  
Entered NHL: 1999-2000

Executive Vice President: Don Waddell  
General Manager: Rick Dudley  
Head Coach: Craig Ramsay  
Associate Coach: John Torchetti  
Assistant Coach: Mike Stothers



## at FLORIDA PANTHERS

Date	Score	W/Goal
Nov 3 '10	ATL 4 @ FLA 3	Niclas Bergfors
Jan 5 '11	ATL 3 @ FLA 2	Rich Peverley
Jan 17 '11	ATL 3 @ FLA 2	Alexander Burmistrov **

## at ATLANTA THRASHERS

Date	Score	W/Goal
Nov 17 '10	FLA 2 @ ATL 1	Radek Dvorak
Feb 25 '11	FLA 2 @ ATL 1	Steve Bernier **
Mar 5 '11	FLA 3 @ ATL 4	Andrew Ladd *

## Individual Scoring

Player	GP	G	A	P	+/-	PIM	PP	SH	Player	GP	G	A	P	+/-	PIM	PP	SH
Stephen Weiss	6	3	3	6	3	0	1	0	Andrew Ladd	6	2	3	5	4	2	1	0
Christopher Higgins	4	1	3	4	4	2	0	0	Bryan Little	5	1	4	5	6	0	0	0
Jason Garrison	6	1	2	3	2	6	0	0	Dustin Byfuglien	6	1	4	5	4	2	0	0
Michael Frolik	4	0	3	3	4	0	0	0	Rich Peverley	4	2	2	4	2	0	1	0
Cory Stillman	4	0	3	3	0	2	0	0	Blake Wheeler	2	3	0	3	2	2	0	0
Sergei Samsonov	1	1	1	2	-1	0	0	0	Zach Bogosian	5	1	2	3	0	2	0	0
Marty Reasoner	6	1	1	2	0	0	0	0	Fredrik Modin	3	2	0	2	0	2	0	0
Radek Dvorak	5	1	1	2	0	2	0	0	Niclas Bergfors	5	2	0	2	1	2	0	0
Dmitry Kulikov	5	1	1	2	0	4	1	0	Nik Antropov	6	0	2	2	-2	2	0	0
Dennis Wideman	4	1	1	2	-4	0	1	0	Tobias Enstrom	6	0	2	2	-2	4	0	0
Mike Weaver	6	0	2	2	1	2	0	0	Chris Thorburn	6	1	0	1	-3	6	0	0
Michael Santorelli	6	0	2	2	-4	0	0	0	John Oduya	6	0	1	1	0	4	0	0
Steven Reinprecht	2	1	0	1	-1	0	0	0	Eric Boulton	6	0	1	1	-1	7	0	0
Bryan Allen	5	1	0	1	-5	7	0	0	Alexander Burmistrov	5	0	1	1	0	0	0	0
David Booth	6	1	0	1	-4	0	0	0	Evander Kane	6	0	1	1	-1	6	0	0
Niclas Bergfors	1	0	1	1	1	0	0	0	Jim Slater	2	0	1	1	1	0	0	0
Bryan McCabe	4	0	1	1	1	0	0	0	Ben Eager	2	0	0	0	1	5	0	0
Rostislav Olesz	5	0	1	1	-4	2	0	0	Mark Stuart	2	0	0	0	0	0	0	0
Evgeny Dadonov	1	0	0	0	0	0	0	0	Spencer Machacek	2	0	0	0	0	0	0	0
Shawn Matthias	4	0	0	0	-2	5	0	0	Ron Hainsey	6	0	0	0	5	0	0	0
Bill Thomas	2	0	0	0	0	0	0	0	Freddy Meyer	1	0	0	0	0	0	0	0
Kenndal McArdle	1	0	0	0	0	0	0	0	Patrice Cormier	2	0	0	0	-1	0	0	0
Alexander Sulzer	2	0	0	0	0	0	0	0	Brent Sopel	4	0	0	0	-1	0	0	0
Steve Bernier	5	0	0	0	-3	0	0	0	Rob Schremp	1	0	0	0	0	0	0	0
Scott Timmins	2	0	0	0	0	2	0	0	Anthony Stewart	6	0	0	0	1	2	0	0
Joe Callahan	2	0	0	0	0	2	0	0	Radek Dvorak	1	0	0	0	0	0	0	0
Keaton Ellerby	2	0	0	0	-1	2	0	0									
Darcy Hordichuk	4	0	0	0	0	7	0	0									
Michal Repik	3	0	0	0	-1	2	0	0									

Power Play 2-18 11.1% / Penalty Kill 17-20 85.0%

Power Play 3-20 15.0% / Penalty Kill 16-18 88.9%

## Goaltending

PANTHERS								THRASHERS									
Goalie	GP	Min	W-L-OT	GA	SA	SO	GAA	SV%	Goalie	GP	Min	W-L-OT	GA	SA	SO	GAA	SV%
Tomas Vokoun	5	270	2-2-1	13	159	0	2.88	.918	Chris Mason	3	165	2-0-1	6	114	1	2.18	.947
Scott Clemmensen	2	96	0-0-1	2	46	1	1.24	.957	Ondrej Pavelec	4	203	2-1-0	7	116	0	2.07	.940

## Goals By Period

PANTHERS						THRASHERS					
	1st	2nd	3rd	OT	Total		1st	2nd	3rd	OT	Total
Goals	4	3	6	0	13	Goals	4	4	6	1	15

## Shots By Period

PANTHERS					THRASHERS						
	1st	2nd	3rd	OT	Total		1st	2nd	3rd	OT	Total
Shots	73	70	81	6	230	Shots	59	66	71	9	205

\* - Overtime \*\* - Shootout

# BOSTON BRUINS

TD Garden  
100 Legends Way · Boston, MA 02114 · Phone: (617) 624-1900  
www.bostonbruins.com



Arena: TD Garden  
Capacity: 17,565  
Entered NHL: 1924-25

Owner & Governor: Jeremy M. Jacobs  
General Manager: Peter Chiarelli  
Head Coach: Claude Julien  
Assistant Coaches: Doug Houda, Geoff Ward, Doug Jarvis

## at FLORIDA PANTHERS

Date	Score	W/Goal
Nov 24 '10	BOS 3 @ FLA 1	Mark Recchi
Dec 27 '10	BOS 3 @ FLA 2	Blake Wheeler **

## at BOSTON BRUINS

Date	Score	W/Goal
Nov 18 '10	FLA 0 @ BOS 4	Milan Lucic
Jan 26 '11	FLA 1 @ BOS 2	Milan Lucic

## Individual Scoring

Player	GP	G	A	P	+/-	PIM	PP	SH	Player	GP	G	A	P	+/-	PIM	PP	SH
Bryan Allen	3	1	1	2	-2	0	0	0	Milan Lucic	4	4	1	5	3	2	0	0
Michael Frolik	4	0	2	2	-3	0	0	0	David Krejci	3	2	3	5	4	0	0	0
Steven Reinprecht	3	1	0	1	-2	0	0	0	Zdeno Chara	4	0	3	3	4	6	0	0
Michael Santorelli	4	1	0	1	1	0	0	0	Patrice Bergeron	4	0	3	3	3	2	0	0
David Booth	4	1	0	1	-3	0	0	0	Nathan Horton	4	0	3	3	2	0	0	0
Michal Repik	1	0	1	1	1	2	0	0	Mark Recchi	4	2	0	2	1	2	1	0
Radek Dvorak	3	0	1	1	1	2	0	0	Brad Marchand	3	2	0	2	1	2	0	1
Dennis Wideman	4	0	1	1	-4	2	0	0	Michael Ryder	4	0	2	2	1	0	0	0
Darcy Hordichuk	4	0	1	1	2	5	0	0	Shawn Thornton	4	1	0	1	1	5	0	0
Steve Bernier	1	0	0	0	0	0	0	0	Andrew Ference	4	0	1	1	4	0	0	0
Keaton Ellerby	2	0	0	0	1	0	0	0	Jordan Caron	2	0	1	1	0	0	0	0
Marty Reasoner	4	0	0	0	1	2	0	0	Blake Wheeler	4	0	1	1	1	2	0	0
Joe Callahan	1	0	0	0	0	0	0	0	Daniel Paille	3	0	1	1	0	0	0	0
Bryan McCabe	3	0	0	0	-2	2	0	0	Gregory Campbell	4	0	1	1	1	0	0	0
Dmitry Kulikov	4	0	0	0	-3	2	0	0	Dennis Seidenberg	4	0	0	0	1	2	0	0
Cory Stillman	3	0	0	0	-3	2	0	0	Steven Kampfer	2	0	0	0	0	0	0	0
Jason Garrison	3	0	0	0	-1	0	0	0	Adam McQuaid	2	0	0	0	1	0	0	0
Shawn Matthias	4	0	0	0	-1	0	0	0	Marc Savard	1	0	0	0	-2	2	0	0
Rostislav Olesz	2	0	0	0	0	0	0	0	Tyler Seguin	4	0	0	0	1	0	0	0
Christopher Higgins	4	0	0	0	-4	2	0	0	Matt Hunwick	2	0	0	0	1	0	0	0
Stephen Weiss	4	0	0	0	-7	0	0	0	Mark Stuart	2	0	0	0	0	0	0	0
Evgeny Dadonov	2	0	0	0	0	0	0	0	Johnny Boychuk	4	0	0	0	1	0	0	0
Mike Weaver	4	0	0	0	0	0	0	0									
Bill Thomas	1	0	0	0	-2	2	0	0									

Power Play 0-10 0.0% / Penalty Kill 7-8 87.5%

Power Play 1-8 12.5% / Penalty Kill 10-10 100%

## Goaltending

PANTHERS								BRUINS									
Goalie	GP	Min	W-L-OT	GA	SA	SO	GAA	SV%	Goalie	GP	Min	W-L-OT	GA	SA	SO	GAA	SV%
Scott Clemmensen	1	65	0-0-1	2	42	0	1.85	.952	Tim Thomas	3	184	3-0-0	4	101	0	1.30	.960
Tomas Vokoun	3	178	0-3-0	9	112	0	3.02	.920	Tuukka Rask	1	60	1-0-0	0	41	1	0.00	1.000

## Goals By Period

PANTHERS						BRUINS					
	1st	2nd	3rd	OT	Total		1st	2nd	3rd	OT	Total
Goals	0	3	1	0	4	Goals	2	2	7	0	11

## Shots By Period

PANTHERS						BRUINS					
	1st	2nd	3rd	OT	Total		1st	2nd	3rd	OT	Total
Shots	49	46	46	1	142	Shots	47	50	53	4	154

\* - Overtime \*\* - Shootout

# BUFFALO SABRES

HSBC Arena  
 One Seymour H. Knox III Plaza · Buffalo, NY 14203 · Phone: (716) 855-4100  
[www.sabres.com](http://www.sabres.com)

Arena: HSBC Arena  
 Capacity: 18,690  
 Entered NHL: 1970-71

Owner: Terry Pegula  
 General Manager: Darcy Regier  
 Head Coach: Lindy Ruff  
 Associate Coach: Brian McCutcheon  
 Assistant Coach: James Patrick



## at FLORIDA PANTHERS

Date	Score	W/Goal
Dec 18 '10	BUF 2 @ FLA 6	Marty Reasoner
Feb 10 '11	BUF 3 @ FLA 2	Tyler Myers *

## at BUFFALO SABRES

Date	Score	W/Goal
Dec 23 '10	FLA 4 @ BUF 3	Jason Garrison
Mar 25 '11	FLA 2 @ BUF 4	Jordan Leopold

## Individual Scoring

Player	GP	G	A	P	+/-	PIM	PP	SH	Player	GP	G	A	P	+/-	PIM	PP	SH
Evgeny Dadonov	3	1	4	5	4	0	0	0	Jason Pominville	4	2	4	6	0	0	1	0
Stephen Weiss	4	2	2	4	4	4	1	1	Tyler Myers	4	1	4	5	2	0	0	0
Christopher Higgins	3	2	2	4	2	0	0	0	Jordan Leopold	4	3	0	3	-4	2	1	0
Marty Reasoner	4	3	0	3	2	4	0	0	Drew Stafford	4	2	1	3	0	0	0	0
Jason Garrison	4	1	2	3	2	0	0	0	Jochen Hecht	3	0	3	3	1	0	0	0
Michael Frolik	2	1	2	3	0	2	0	0	Tyler Ennis	4	0	3	3	-3	0	0	0
Dennis Wideman	3	0	3	3	-1	4	0	0	Thomas Vanek	4	1	1	2	0	0	0	0
Bryan McCabe	2	1	1	2	2	2	0	0	Andrej Sekera	4	0	2	2	1	0	0	0
Shawn Matthias	2	0	2	2	2	0	0	0	Derek Roy	2	1	0	1	-2	0	0	0
Sergei Samsonov	1	1	0	1	0	2	0	0	Tim Connolly	3	1	0	1	-1	0	1	0
David Booth	4	1	0	1	-4	0	1	0	Mike Weber	4	1	0	1	0	0	0	0
Steve Bernier	4	1	0	1	0	0	1	0	Brad Boyes	1	0	1	1	2	0	0	0
Niclas Bergfors	1	0	1	1	0	0	0	0	Nathan Gerbe	3	0	1	1	0	4	0	0
Scott Timmins	1	0	0	0	-1	2	0	0	Mark Mancari	1	0	0	0	-2	4	0	0
Darcy Hordichuk	4	0	0	0	0	9	0	0	Steve Montador	2	0	0	0	-3	0	0	0
Keaton Ellerby	2	0	0	0	-3	2	0	0	Paul Gaustad	4	0	0	0	-1	6	0	0
Mike Weaver	4	0	0	0	3	0	0	0	Paul Byron	1	0	0	0	0	0	0	0
Jack Skille	1	0	0	0	-1	0	0	0	Shaone Morrisonn	2	0	0	0	3	0	0	0
Steven Reinprecht	2	0	0	0	0	0	0	0	Craig Rivet	1	0	0	0	0	0	0	0
Rostislav Olesz	1	0	0	0	1	0	0	0	Mike Grier	4	0	0	0	1	0	0	0
Bryan Allen	3	0	0	0	1	0	0	0	Rob Niedermayer	4	0	0	0	-2	4	0	0
Radek Dvorak	1	0	0	0	1	0	0	0	Chris Butler	3	0	0	0	-2	0	0	0
Dmitry Kulikov	4	0	0	0	0	4	0	0	Patrick Kaleta	2	0	0	0	0	20	0	0
Michal Repik	1	0	0	0	-1	0	0	0	Cody McCormick	4	0	0	0	0	7	0	0
Bill Thomas	3	0	0	0	-1	0	0	0									
Ryan Carter	1	0	0	0	0	0	0	0									
Michael Santorelli	4	0	0	0	-2	0	0	0									
Alexander Sulzer	1	0	0	0	0	0	0	0									
Patrick Rissmiller	1	0	0	0	-1	0	0	0									
Joe Callahan	1	0	0	0	0	0	0	0									

Power Play 3-14 21.4% / Penalty Kill 9-12 75.0%

Power Play 3-12 25.0% / Penalty Kill 11-14 78.6%

## Goaltending

PANTHERS								SABRES									
Goalie	GP	Min	W-L-OT	GA	SA	SO	GAA	SV%	Goalie	GP	Min	W-L-OT	GA	SA	SO	GAA	SV%
Tomas Vokoun	4	244	2-1-1	12	150	0	2.94	.920	Ryan Miller	4	203	2-2-0	12	89	0	3.54	.865
									Patrick Lalime	1	40	0-0-0	2	16	0	3.00	.875

## Goals By Period

PANTHERS						SABRES					
	1st	2nd	3rd	OT	Total		1st	2nd	3rd	OT	Total
Goals	8	2	4	0	14	Goals	0	6	4	1	11

## Shots By Period

PANTHERS						SABRES					
	1st	2nd	3rd	OT	Total		1st	2nd	3rd	OT	Total
Shots	36	29	37	3	105	Shots	41	50	56	3	150

\* - Overtime \*\* - Shootout

# CALGARY FLAMES

Pengrowth Saddledome  
 PO Box 1540, Station M · Calgary, Alberta, Canada T2P 3B9 · Phone: (403) 777-2177  
[www.calgaryflames.com](http://www.calgaryflames.com)



Arena: Pengrowth Saddledome  
 Capacity: 19,289  
 Entered NHL: 1972-73 (Atlanta)

Owners: N. Murray Edwards (Chairman), Harley N. Hotchkiss, Alvin G. Libin,  
 Allan P. Markin, Jeffrey J. McCaig, Clayton H. Riddell  
 President & Chief Executive Officer: Ken King  
 Acting General Manager: Jay Feaster  
 Head Coach: Brent Sutter  
 Assistant Coaches: Dave Lowry, Ryan McGill

## at FLORIDA PANTHERS

Date	Score	W/Goal
------	-------	--------

## at CALGARY FLAMES

Date	Score	W/Goal
Oct 14 '10	FLA 3 @ CGY 0	Radek Dvorak

### Individual Scoring

Player	GP	G	A	P	+/-	PIM	PP	SH	Player	GP	G	A	P	+/-	PIM	PP	SH
Radek Dvorak	1	2	0	2	2	0	0	0	Jay Bouwmeester	1	0	0	0	-1	2	0	0
Marty Reasoner	1	0	2	2	2	0	0	0	Tim Jackman	1	0	0	0	-3	2	0	0
Shawn Matthias	1	1	0	1	1	0	0	0	Niklas Hagman	1	0	0	0	-1	0	0	0
Dennis Wideman	1	0	1	1	3	0	0	0	Robyn Regehr	1	0	0	0	0	0	0	0
Cory Stillman	1	0	1	1	2	2	0	0	Alex Tanguay	1	0	0	0	0	0	0	0
David Booth	1	0	1	1	1	2	0	0	Olli Jokinen	1	0	0	0	-1	2	0	0
Rostislav Olesz	1	0	1	1	1	0	0	0	Jarome Iginla	1	0	0	0	0	0	0	0
Steve Bernier	1	0	0	0	0	0	0	0	Brendam Morrison	1	0	0	0	-1	0	0	0
Christopher Higgins	1	0	0	0	0	0	0	0	Steve Staios	1	0	0	0	-3	0	0	0
Stephen Weiss	1	0	0	0	0	0	0	0	TJ Brodie	1	0	0	0	-2	0	0	0
Mike Weaver	1	0	0	0	0	0	0	0	Craig Conroy	1	0	0	0	0	0	0	0
Bryan Allen	1	0	0	0	3	0	0	0	Mikael Backlund	1	0	0	0	-2	0	0	0
Bryan McCabe	1	0	0	0	0	2	0	0	Brett Sutter	1	0	0	0	0	0	0	0
Dmitry Kulikov	1	0	0	0	0	0	0	0	Curtis Glencross	1	0	0	0	-1	0	0	0
Jason Garrison	1	0	0	0	0	0	0	0	Mark Giordano	1	0	0	0	0	0	0	0
Michael Frolik	1	0	0	0	0	0	0	0	Stefan Meyer	1	0	0	0	0	0	0	0
Kenndal McArdle	1	0	0	0	0	0	0	0	Ian White	1	0	0	0	0	0	0	0
Michael Santorelli	1	0	0	0	0	0	0	0	Matt Stajan	1	0	0	0	0	0	0	0

Power Play 0-3 0.0% / Penalty Kill 4-4 100.0%

Power Play 0-4 0.0% / Penalty Kill 3-3 100.0%

### Goaltending

PANTHERS									FLAMES								
Goalie	GP	Min	W-L-OT	GA	SA	SO	GAA	SV%	Goalie	GP	Min	W-L-OT	GA	SA	SO	GAA	SV%
Tomas Vokoun	1	59	1-0-0	0	27	1	0.00	1.000	Miikka Kiprusoff	1	59	0-1-0	3	18	0	3.01	.833

### Goals By Period

PANTHERS						FLAMES					
	1st	2nd	3rd	OT	Total		1st	2nd	3rd	OT	Total
Goals	2	0	1	0	3	Goals	0	0	0	0	0

### Shots By Period

PANTHERS						FLAMES					
	1st	2nd	3rd	OT	Total		1st	2nd	3rd	OT	Total
Shots	9	4	5	0	18	Shots	6	4	17	0	27

\* - Overtime \*\* - Shootout

# CAROLINA HURRICANES

RBC Center  
 1400 Edwards Mill Rd. · Raleigh, NC 27607 · Phone: (919) 467-7825  
[www.carolinahurricanes.com](http://www.carolinahurricanes.com)

Arena: RBC Center  
 Capacity: 18,680  
 Entered NHL: 1979-80 (Hartford)



Chief Executive Officer, Owner & Governor: Peter Karmanos, Jr.  
 President & General Manager: Jim Rutherford  
 Head Coach: Paul Maurice  
 Associate Head Coach: Ron Francis  
 Assistant Coaches: Tom Rowe, Tom Barrasso

## at FLORIDA PANTHERS

Date	Score	W/Goal
Nov 5 '10	CAR 4 @ FLA 7	Marty Reasoner
Dec 15 '10	CAR 4 @ FLA 3	Tuomo Ruutu
Jan 7 '11	CAR 5 @ FLA 3	Erik Cole

## at CAROLINA HURRICANES

Date	Score	W/Goal
Nov 6 '10	FLA 2 @ CAR 3	Eric Staal
Jan 3 '11	FLA 4 @ CAR 3	Bryan Allen *
Mar 1 '11	FLA 1 @ CAR 2	Eric Staal

## Individual Scoring

Player	GP	G	A	P	+/-	PIM	PP	SH	Player	GP	G	A	P	+/-	PIM	PP	SH
Michael Frolik	5	3	3	6	3	0	0	0	Erik Cole	6	4	4	8	5	0	0	1
Stephen Weiss	6	3	2	5	2	2	0	0	Tuomo Ruutu	6	3	4	7	1	0	1	0
Marty Reasoner	6	3	2	5	5	2	0	0	Jeff Skinner	6	3	4	7	-1	0	0	0
Bryan Allen	5	1	4	5	1	2	0	0	Eric Staal	6	4	2	6	-2	4	2	0
Dennis Wideman	5	1	4	5	1	0	0	0	Sergei Samsonov	5	1	3	4	1	0	0	0
David Booth	6	2	2	4	-4	2	0	0	Jay Harrison	5	1	2	3	3	0	0	0
Michael Santorelli	6	1	3	4	-1	2	0	0	Jamie McBain	6	1	2	3	1	0	0	0
Radek Dvorak	4	0	4	4	4	0	0	0	Cory Stillman	1	1	1	2	1	0	0	0
Christopher Higgins	5	2	1	3	1	4	0	0	Zach Boychuk	2	1	1	2	0	0	0	0
Rostislav Olesz	4	0	3	3	-3	2	0	0	Jussi Jokinen	4	0	2	2	-1	0	0	0
Evgeny Dadono	3	1	1	2	1	0	0	0	Joni Pitkanen	2	0	2	2	2	0	0	0
Bryan McCabe	5	1	1	2	1	6	1	0	Patrick Dwyer	6	0	2	2	-1	2	0	0
Cory Stillman	3	1	1	2	2	0	0	0	Zac Dalpe	2	1	0	1	1	0	0	0
Mike Weaver	6	0	2	2	-1	0	0	0	Tim Gleason	6	1	0	1	-4	6	0	0
Shawn Matthias	5	0	2	2	-2	2	0	0	Troy Bodie	4	0	1	1	1	5	0	0
Darcy Hordichuk	3	1	0	1	0	6	0	0	Joe Corvo	6	0	1	1	-7	2	0	0
Steven Reinprecht	3	0	1	1	0	2	0	0	Brandon Sutter	6	0	1	1	-2	0	0	0
Dmitry Kulikov	5	0	1	1	-1	4	0	0	Anton Babchuk	2	0	0	0	-3	2	0	0
Jason Garrison	4	0	1	1	1	4	0	0	Chad LaRose	6	0	0	0	-2	6	0	0
Michal Repik	1	0	0	0	0	2	0	0	Ryan Carter	2	0	0	0	2	0	0	0
Bill Thomas	1	0	0	0	0	0	0	0	Bryan Rodney	1	0	0	0	0	2	0	0
Sergei Samsonov	1	0	0	0	0	0	0	0	Ian White	3	0	0	0	2	0	0	0
Niclas Bergfors	1	0	0	0	1	0	0	0	Tom Kostopoulos	2	0	0	0	-2	0	0	0
Kenndal McArdle	1	0	0	0	0	0	0	0	Jiri Tlusty	4	0	0	0	-1	0	0	0
Alexander Sulzer	1	0	0	0	0	0	0	0	Jonathan Matsumoto	3	0	0	0	-4	2	0	0
Steve Bernier	6	0	0	0	-6	4	0	0	Brett Carson	4	0	0	0	4	0	0	0
Hugh Jessiman	1	0	0	0	-1	5	0	0	Jerome Samson	1	0	0	0	0	0	0	0
Scott Timmins	1	0	0	0	-1	0	0	0	Bryan Allen	1	0	0	0	0	0	0	0
Joe Callahan	1	0	0	0	0	0	0	0									
Keaton Ellerby	4	0	0	0	1	2	0	0									

Power Play 1-12 8.3% / Penalty Kill 21-24 87.5%

Power Play 3-24 12.5% / Penalty Kill 11-12 91.7%

## Goaltending

PANTHERS								HURRICANES									
Goalie	GP	Min	W-L-OT	GA	SA	SO	GAA	SV%	Goalie	GP	Min	W-L-OT	GA	SA	SO	GAA	SV%
Scott Clemmensen	4	227	2-2-0	10	112	0	2.64	.911	Justin Peters	2	118	2-0-0	4	57	0	2.03	.930
Tomas Vokoun	3	128	0-2-0	10	75	0	4.66	.867	Cam Ward	5	241	2-1-1	15	144	0	3.73	.896

## Goals By Period

	PANTHERS					HURRICANES				
	1st	2nd	3rd	OT	Total	1st	2nd	3rd	OT	Total
Goals	9	3	7	1	20	6	4	11	0	21

## Shots By Period

	PANTHERS					HURRICANES				
	1st	2nd	3rd	OT	Total	1st	2nd	3rd	OT	Total
Shots	65	70	66	1	202	59	66	62	1	188

\* - Overtime \*\* - Shootout

# CHICAGO BLACKHAWKS

United Center  
1901 W. Madison St. · Chicago, IL 60612 · Phone: (312) 455-7000  
www.chicagoblackhawks.com



Arena: United Center  
Capacity: 17,717  
Entered NHL: 1926-27

President: W. Rockwell Wirtz  
General Manager: Stan Bowman  
Head Coach: Joel Quenneville  
Assistant Coaches: Mike Haviland, Mike Kitchen

## at FLORIDA PANTHERS

Date	Score	W/Goal
Mar 8 '11	CHI 2 @ FLA 3	Marty Reasoner

## at CHICAGO BLACKHAWKS

Date	Score	W/Goal
Mar 23 '11	FLA 0 @ CHI 4	Brent Seabrook

### Individual Scoring

Player	GP	G	A	P	+/-	PIM	PP	SH	Player	GP	G	A	P	+/-	PIM	PP	SH
David Booth	2	1	1	2	-1	0	0	0	Patrick Kane	2	2	1	3	3	0	0	0
Marty Reasoner	2	1	0	1	0	0	0	0	Brent Seabrook	2	1	1	2	0	0	1	0
Clay Wilson	1	1	0	1	1	0	0	0	Marian Hossa	2	1	1	2	0	2	0	0
Keaton Ellerby	2	0	1	1	1	0	0	0	Duncan Keith	2	0	2	2	1	0	0	0
Michal Repik	2	0	1	1	1	0	0	0	Jonathan Toews	2	0	2	2	2	0	0	0
Sergei Samsonov	2	0	1	1	0	0	0	0	Tomas Kopecky	2	1	0	1	1	0	0	0
Niclas Bergfors	2	0	1	1	1	0	0	0	Viktor Stalberg	2	1	0	1	2	0	0	0
Michael Santorelli	2	0	0	0	-2	0	0	0	Bryan Bickell	2	0	1	1	0	0	0	0
Alexander Sulzer	1	0	0	0	0	0	0	0	Dave Bolland	1	0	1	1	-1	0	0	0
Steve Bernier	2	0	0	0	-1	2	0	0	Brian Campbell	2	0	1	1	1	2	0	0
Scott Timmins	1	0	0	0	-1	2	0	0	Ryan Johnson	2	0	1	1	0	0	0	0
Joe Callahan	2	0	0	0	0	2	0	0	Michael Frolik	2	0	1	1	0	0	0	0
Dmitry Kulikov	2	0	0	0	-1	2	0	0	Chris Campoli	2	0	0	0	3	0	0	0
Stephen Wiss	1	0	0	0	1	0	0	0	Patrick Sharp	1	0	0	0	-1	0	0	0
Jason Garrison	2	0	0	0	-2	0	0	0	Marcus Kruger	1	0	0	0	0	2	0	0
Darcy Hordichuk	2	0	0	0	-1	0	0	0	Fernando Pisani	1	0	0	0	0	0	0	0
Mike Weaver	2	0	0	0	-3	2	0	0	Nick Leddy	2	0	0	0	-1	0	0	0
Evgeny Dadonov	1	0	0	0	0	0	0	0	Niklas Hjalmarsson	2	0	0	0	-1	0	0	0
Ryan Carter	1	0	0	0	0	0	0	0	Troy Brouwer	2	0	0	0	0	0	0	0
Shawn Matthias	1	0	0	0	0	0	0	0	Jacob Dowell	2	0	0	0	0	0	0	0
Bill Thomas	1	0	0	0	-1	0	0	0									
Tim Kennedy	1	0	0	0	0	0	0	0									
Jack Skille	1	0	0	0	-2	2	0	0									

Power Play 1-7 14.3% / Penalty Kill 2-2 100.0%

Power Play 0-2 0.0% / Penalty Kill 6-7 85.7%

### Goaltending

PANTHERS								BLACKHAWKS									
Goalie	GP	Min	W-L-OT	GA	SA	SO	GAA	SV%	Goalie	GP	Min	W-L-OT	GA	SA	SO	GAA	SV%
Tomas Vokoun	2	119	1-1-0	6	70	0	3.00	.914	Corey Crawford	2	80	1-1-0	3	31	1	2.25	.903
									Marty Turco	1	38	0-0-0	0	7	0	0.00	1.000

### Goals By Period

PANTHERS						BLACKHAWKS					
	1st	2nd	3rd	OT	Total		1st	2nd	3rd	OT	Total
Goals	3	0	0	0	3	Goals	0	3	3	0	6

### Shots By Period

PANTHERS						BLACKHAWKS					
	1st	2nd	3rd	OT	Total		1st	2nd	3rd	OT	Total
Shots	16	9	13	0	38	Shots	22	27	21	0	70

\* - Overtime \*\* - Shootout



# COLORADO AVALANCHE

Pepsi Center  
 1000 Chopper Circle · Denver, CO 80204 · Phone: (303) 405-1100  
[www.coloradoavalanche.com](http://www.coloradoavalanche.com)

Arena: Pepsi Center  
 Capacity: 18,007  
 Entered NHL: 1979-80 (Quebec)

Owner & Governor: E. Stanley Kroenke  
 President & Alternate Governor: Pierre Lacroix  
 Head Coach: Joe Sacco  
 Assistant Coaches: Steve Konowalchuk, Sylvain Lefebvre



## at FLORIDA PANTHERS

Date	Score	W/Goal
Dec 7 '10	COL 3 @ FLA 4	Stephen Weiss *

## at COLORADO AVALANCHE

Date	Score	W/Goal
------	-------	--------

### Individual Scoring

Player	GP	G	A	P	+/-	PIM	PP	SH	Player	GP	G	A	P	+/-	PIM	PP	SH
Stephen Weiss	1	2	0	2	1	0	0	0	John-Michael Liles	1	1	1	2	1	0	0	0
David Booth	1	1	1	2	1	0	0	0	Matt Duchene	1	1	0	1	0	0	0	0
Bill Thomas	1	1	0	1	1	0	0	0	Ryan O'Reilly	1	1	0	1	1	0	0	0
Darcy Hordichuk	1	0	1	1	1	0	0	0	Paul Stastny	1	0	1	1	-1	0	0	0
Steven Reinprecht	1	0	1	1	0	0	0	0	Daniel Winnik	1	0	1	1	1	0	0	0
Bryan McCabe	1	0	1	1	2	0	0	0	David Jones	1	0	1	1	0	0	0	0
Evgeny Dadonov	1	0	1	1	1	0	0	0	Kyle Quincey	1	0	1	1	-1	0	0	0
Michael Frolik	1	0	1	1	0	0	0	0	Greg Mauldin	1	0	0	0	1	0	0	0
Mike Weaver	1	0	0	0	0	0	0	0	Tomas Fleischmann	1	0	0	0	0	0	0	0
Marty Reasoner	1	0	0	0	-1	2	0	0	David Koci	1	0	0	0	-1	0	0	0
Dmitry Kulikov	1	0	0	0	2	0	0	0	Milan Hejduk	1	0	0	0	-2	0	0	0
Jason Garrison	1	0	0	0	0	0	0	0	Adam Foote	1	0	0	0	-1	2	0	0
Keaton Ellerby	1	0	0	0	0	0	0	0	Kevin Shattenkirk	1	0	0	0	-2	2	0	0
Shawn Matthias	1	0	0	0	1	0	0	0	Cody McLeod	1	0	0	0	-1	0	0	0
Kenndal McArdle	1	0	0	0	0	0	0	0	Matt Hunwick	1	0	0	0	0	0	0	0
Michael Santorelli	1	0	0	0	-2	0	0	0	Kevin Porter	1	0	0	0	1	0	0	0
Steve Bernier	1	0	0	0	-1	0	0	0	Philippe Dupuis	1	0	0	0	-1	0	0	0
Dennis Wideman	1	0	0	0	-2	0	0	0	Ryan O'Byrne	1	0	0	0	1	0	0	0

Power Play 0-2 0.0% / Penalty Kill 1-1 0.0%

Power Play 0-1 0.0% / Penalty Kill 2-2 100.0%

### Goaltending

PANTHERS								AVALANCHE									
Goalie	GP	Min	W-L-OT	GA	SA	SO	GAA	SV%	Goalie	GP	Min	W-L-OT	GA	SA	SO	GAA	SV%
Tomas Vokoun	1	60	1-0-0	3	25	0	2.96	.880	Craig Anderson	1	60	0-0-1	4	25	0	3.96	.840

### Goals By Period

PANTHERS						AVALANCHE					
	1st	2nd	3rd	OT	Total		1st	2nd	3rd	OT	Total
Goals	1	1	1	1	4	Goals	0	2	1	0	3

### Shots By Period

PANTHERS						AVALANCHE					
	1st	2nd	3rd	OT	Total		1st	2nd	3rd	OT	Total
Shots	10	7	6	2	25	Shots	6	12	7	0	25

\* - Overtime \*\* - Shootout

# COLUMBUS BLUE JACKETS

Nationwide Arena  
 200 West Nationwide Blvd. · Columbus, Ohio 43215 · Phone: (614) 246-4625  
[www.bluejackets.com](http://www.bluejackets.com)



Arena: Nationwide Arena  
 Capacity: 18,144  
 Entered NHL: 2000-01

Majority Owner & Governor: John P. McConnell  
 General Manager: Scott Howson  
 Head Coach: Scott Arniel  
 Assistant Coaches: Brad Berry, Bob Boughner, Dan Hinote

## at FLORIDA PANTHERS

Date	Score	W/Goal
Jan 19 '11	CBJ 3 @ FLA 2	R.J. Umberger *

## at COLUMBUS BLUE JACKETS

Date	Score	W/Goal
Mar 29 '11	FLA 2 @ CBJ 3	Maxim Mayorov **

### Individual Scoring

Player	GP	G	A	P	+/-	PIM	PP	SH	Player	GP	G	A	P	+/-	PIM	PP	SH
David Booth	2	2	0	2	0	0	1	0	Antoine Vermette	2	2	0	2	1	2	0	0
Dmitry Kulikov	2	0	2	2	-1	2	0	0	Fedor Tyutin	2	1	1	2	2	0	0	0
Michael Santorelli	2	0	2	2	0	0	0	0	R.J. Umberger	2	1	1	2	1	2	1	0
Evgeny Dadonov	2	1	0	1	0	0	0	0	Grant Clitsome	1	0	2	2	1	0	0	0
Cory Stillman	1	1	0	1	1	2	0	0	Scottie Upshall	1	1	0	1	1	0	0	0
Jason Garrison	2	0	1	1	0	0	0	0	Rick Nash	2	0	1	1	0	0	0	0
Sergei Samsonov	1	0	1	1	-1	0	0	0	Matthew Calvert	2	0	1	1	2	2	0	0
Radek Dvorak	1	0	1	1	0	0	0	0	Sammy Pahlsson	2	0	1	1	0	0	0	0
Steve Bernier	2	0	1	1	0	0	0	0	Derek Dorsett	2	0	1	1	0	0	0	0
Joe Callahan	1	0	0	0	-1	0	0	0	Marc Methot	2	0	0	0	2	2	0	0
Dennis Wideman	1	0	0	0	0	0	0	0	Andrew Murray	1	0	0	0	-1	0	0	0
Stephen Weiss	2	0	0	0	-2	2	0	0	Maxim Mayorov	1	0	0	0	0	0	0	0
Darcy Hordichuk	2	0	0	0	0	5	0	0	Sami Lepisto	1	0	0	0	0	0	0	0
Keaton Ellerby	2	0	0	0	-1	0	0	0	Jan Hejda	1	0	0	0	0	0	0	0
Mike Weaver	2	0	0	0	1	4	0	0	Rostislav Klesla	1	0	0	0	-1	0	0	0
Michal Repik	1	0	0	0	0	2	0	0	Derek MacKenzie	2	0	0	0	1	2	0	0
Bryan Allen	1	0	0	0	1	0	0	0	Craig Rivet	1	0	0	0	-1	0	0	0
Ryan Carter	1	0	0	0	1	0	0	0	Kristian Huselius	1	0	0	0	-1	0	0	0
Marty Reasoner	2	0	0	0	-1	0	0	0	Jakub Voracek	2	0	0	0	0	0	0	0
Shawn Matthias	1	0	0	0	0	0	0	0	Derick Brassard	2	0	0	0	-1	4	0	0
Michael Frolik	1	0	0	0	0	0	0	0	Anton Stralman	1	0	0	0	0	0	0	0
Clay Wilson	1	0	0	0	-1	0	0	0	Jared Boll	2	0	0	0	1	5	0	0
Niclas Bergfors	1	0	0	0	-1	0	0	0	Kris Russell	2	0	0	0	-1	0	0	0
Rostislav Olesz	1	0	0	0	0	0	0	0									
Patrick Rissmiller	1	0	0	0	0	0	0	0									

Power Play 1-7 14.3% / Penalty Kill 5-6 83.3%

Power Play 1-6 16.7% / Penalty Kill 6-7 85.7%

### Goaltending

PANTHERS								BLUE JACKETS									
Goalie	GP	Min	W-L-OT	GA	SA	SO	GAA	SV%	Goalie	GP	Min	W-L-OT	GA	SA	SO	GAA	SV%
Scott Clemmensen	1	65	0-0-1	2	32	0	1.85	.938	Steve Mason	2	127	2-0-0	4	62	0	1.88	.935
Tomas Vokoun	1	64	0-0-1	3	38	0	2.81	.921									

### Goals By Period

PANTHERS						BLUE JACKETS					
	1st	2nd	3rd	OT	Total		1st	2nd	3rd	OT	Total
Goals	2	1	1	0	4	Goals	2	1	1	1	5

### Shots By Period

PANTHERS						BLUE JACKETS					
	1st	2nd	3rd	OT	Total		1st	2nd	3rd	OT	Total
Shots	24	15	21	2	62	Shots	18	21	25	6	70

\* - Overtime \*\* - Shootout

# DALLAS STARS

American Airlines Center  
 2500 Victory Avenue · Dallas, TX 75219 · Phone: (214) 387-5500  
[www.dallasstars.com](http://www.dallasstars.com)

Arena: American Airlines Center  
 Capacity: 18,532  
 Entered NHL: 1967-68 (Minnesota)



Chairman of the Board & Owner: Thomas O. Hicks  
 President: Jeff Cogen  
 General Manager: Joe Nieuwendyk  
 Head Coach: Marc Crawford  
 Assistant Coaches: Willie Desjardins, Stu Barnes, Charlie Huddy

## at FLORIDA PANTHERS

Date	Score	W/Goal
Oct 21 '10	DAL 4 @ FLA 1	Tom Wandell

## at DALLAS STARS

Date	Score	W/Goal
------	-------	--------

### Individual Scoring

Player	GP	G	A	P	+/-	PIM	PP	SH	Player	GP	G	A	P	+/-	PIM	PP	SH
Stephen Weiss	1	1	0	1	1	0	0	0	Jamie Benn	1	0	3	3	2	0	0	0
Michael Frolik	1	0	1	1	1	0	0	0	Tom Wandell	1	2	0	2	2	0	0	0
Steven Reinprecht	1	0	0	0	-2	0	0	0	James Neal	1	1	0	1	1	0	0	0
Bryan Allen	1	0	0	0	0	2	0	0	Steve Ott	1	1	0	1	2	0	0	0
Marty Reasoner	1	0	0	0	-1	0	0	0	Karlis Skrastins	1	0	1	1	2	0	0	0
Radek Dvorak	1	0	0	0	-1	0	0	0	Stephane Robidas	1	0	1	1	2	0	0	0
Bryan McCabe	1	0	0	0	-1	0	0	0	Nicklas Grossmn	1	0	1	1	1	2	0	0
Dmitry Kulikov	1	0	0	0	-2	0	0	0	Loui Eriksson	1	0	1	1	1	0	0	0
Cory Stillman	1	0	0	0	-1	2	0	0	Trevor Daley	1	0	1	1	1	0	0	0
Keaton Ellerby	1	0	0	0	-1	0	0	0	Krystopher Barch	1	0	0	0	0	0	0	0
Shawn Matthias	1	0	0	0	-2	0	0	0	Brad Richards	1	0	0	0	1	0	0	0
Michael Santorelli	1	0	0	0	0	0	0	0	Mike Ribeiro	1	0	0	0	0	0	0	0
David Booth	1	0	0	0	-1	0	0	0	Brenden Morrow	1	0	0	0	0	0	0	0
Rostislav Olesz	1	0	0	0	-1	0	0	0	Matt Niskanen	1	0	0	0	0	2	0	0
Steve Bernier	1	0	0	0	-2	0	0	0	Adam Burish	1	0	0	0	0	17	0	0
Christopher Higgins	1	0	0	0	0	0	0	0	Brandon Segal	1	0	0	0	0	0	0	0
Dennis Wideman	1	0	0	0	-2	5	0	0	Jeff Woywitka	1	0	0	0	0	0	0	0
Mike Weaver	1	0	0	0	0	0	0	0	Toby Petersen	1	0	0	0	0	0	0	0

Power Play 0-3 0.0% / Penalty Kill 2-2 100.0%

Power Play 0-2 0.0% / Penalty Kill 3-3 100.0%

### Goaltending

PANTHERS									STARS								
Goalie	GP	Min	W-L-OT	GA	SA	SO	GAA	SV%	Goalie	GP	Min	W-L-OT	GA	SA	SO	GAA	SV%
Scott Clemmensen	1	19	0-0-0	0	6	0	0.00	1.000	Kari Lehtonen	1	60	1-0-0	1	28	0	1.00	.964
Tomas Vokoun	1	40	0-1-0	4	23	0	6.00	.826									

### PANTHERS

### Goals By Period

PANTHERS						STARS					
	1st	2nd	3rd	OT	Total		1st	2nd	3rd	OT	Total
Goals	0	0	1	0	1	Goals	2	2	0	0	4

### PANTHERS

### Shots By Period

PANTHERS						STARS					
	1st	2nd	3rd	OT	Total		1st	2nd	3rd	OT	Total
Shots	13	6	9	0	28	Shots	14	9	6	0	29

\* - Overtime \*\* - Shootout

# DETROIT RED WINGS

Joe Louis Arena  
600 Civic Center Drive · Detroit, MI 48226 · Phone: (313) 394-7000  
[www.detroitredwings.com](http://www.detroitredwings.com)



Arena: Joe Louis Arena  
Capacity: 20,066  
Entered NHL: 1926-27

Owner & Governor: Mike Ilitch  
Executive Vice President/General Manager: Ken Holland  
Head Coach: Mike Babcock  
Assistant Coaches: Paul MacLean, Brad McCrimmon

## at FLORIDA PANTHERS

Date	Score	W/Goal
Feb 18 '11	DET 4 @ FLA 3	Todd Bertuzzi

## at DETROIT RED WINGS

Date	Score	W/Goal
------	-------	--------

### Individual Scoring

Player	GP	G	A	P	+/-	PIM	PP	SH	Player	GP	G	A	P	+/-	PIM	PP	SH
Stephen Weiss	1	1	1	2	-1	0	0	0	Todd Bertuzzi	1	2	0	2	2	0	0	0
Radek Dvorak	1	1	0	1	0	0	0	0	Pavel Datsyuk	1	1	1	2	1	0	0	0
Dennis Wideman	1	1	0	1	-3	0	1	0	Henrik Zetterberg	1	0	2	2	2	0	0	0
Mike Weaver	1	0	1	1	1	0	0	0	Dan Cleary	1	1	0	1	0	0	0	0
Marty Reasoner	1	0	1	1	1	0	0	0	Johan Franzen	1	0	1	1	3	0	0	0
Jack Skille	1	0	1	1	-1	0	0	0	Jiri Hudler	1	0	1	1	1	0	0	0
David Booth	1	0	1	1	0	0	0	0	Brian Rafalski	1	0	1	1	1	0	0	0
Bryan Allen	1	0	0	0	-2	2	0	0	Ruslan Salei	1	0	0	0	0	2	0	0
Bryan McCabe	1	0	0	0	0	2	0	0	Tomas Holmstrom	1	0	0	0	-1	0	0	0
Scott Timmins	1	0	0	0	-1	0	0	0	Nicklas Lidstrom	1	0	0	0	1	0	0	0
Cory Stillman	1	0	0	0	-1	2	0	0	Darren Helm	1	0	0	0	0	0	0	0
Jason Garrison	1	0	0	0	1	0	0	0	Kris Draper	1	0	0	0	-1	0	0	0
Keaton Ellerby	1	0	0	0	-1	0	0	0	Justin Abdelkader	1	0	0	0	-1	2	0	0
Kenndal McArdle	1	0	0	0	-2	0	0	0	Drew Miller	1	0	0	0	-1	0	0	0
Michael Santorelli	1	0	0	0	-1	0	0	0	Patrick Eaves	1	0	0	0	1	0	0	0
Rostislav Olesz	1	0	0	0	-1	0	0	0	Jonathan Ericsson	1	0	0	0	2	4	0	0
Steve Bernier	1	0	0	0	0	0	0	0	Niklas Kronwall	1	0	0	0	-1	0	0	0
Christopher Higgins	1	0	0	0	1	0	0	0	Brad Stuart	1	0	0	0	1	0	0	0

Power Play 1-4 25.0% / Penalty Kill 3-3 100.0%

Power Play 0-3 0.0% / Penalty Kill 3-4 75.0%

### Goaltending

PANTHERS									RED WINGS								
Goalie	GP	Min	W-L-OT	GA	SA	SO	GAA	SV%	Goalie	GP	Min	W-L-OT	GA	SA	SO	GAA	SV%
Tomas Vokoun	1	58	0-1-0	4	30	0	4.08	.867	Joey MacDonald	1	60	1-0-0	3	32	0	3.00	.906

### Goals By Period

PANTHERS						RED WINGS					
	1st	2nd	3rd	OT	Total		1st	2nd	3rd	OT	Total
Goals	1	1	1	0	3	Goals	2	1	1	0	4

### Shots By Period

PANTHERS						RED WINGS					
	1st	2nd	3rd	OT	Total		1st	2nd	3rd	OT	Total
Shots	15	7	10	0	32	Shots	11	12	7	0	30

\* - Overtime \*\* - Shootout

# EDMONTON OILERS

Rexall Place  
7424 118 Avenue, N.W. · Edmonton, Alberta, Canada T5B 4M9 · Phone: (780) 414-4000  
[www.edmontonoilers.com](http://www.edmontonoilers.com)

Arena: Rexall Place  
Capacity: 16,839  
Entered NHL: 1979-80

President & CEO: Patrick R. LaForge  
President, Hockey Operations: Kevin Lowe  
General Manager: Steve Tambellini  
Head Coach: Tom Renney  
Associate Coach: Ralph Krueger  
Assistant Coaches: Kelly Buchberger, Steve Smith



### at FLORIDA PANTHERS

Date	Score	W/Goal
Oct 10 '10	FLA 2 @ EDM 3	Shawn Horcoff

### at EDMONTON OILERS

Date	Score	W/Goal
Oct 10 '10	FLA 2 @ EDM 3	Shawn Horcoff

### Individual Scoring

FLORIDA PANTHERS									EDMONTON OILERS								
Player	GP	G	A	P	+/-	PIM	PP	SH	Player	GP	G	A	P	+/-	PIM	PP	SH
Marty Reasoner	1	2	0	2	1	0	0	0	Dustin Penner	1	1	0	1	1	0	0	0
Steve Bernier	1	0	2	2	1	0	0	0	Shawn Horcoff	1	1	0	1	1	2	0	0
David Booth	1	0	1	1	-2	0	0	0	Ryan Jones	1	1	0	1	0	0	0	0
Christopher Higgins	1	0	0	0	0	0	0	0	Tom Gilbert	1	0	1	1	1	2	0	0
Dennis Wideman	1	0	0	0	-1	0	0	0	James Vandermeer	1	0	1	1	1	2	0	0
Stephen Weiss	1	0	0	0	-2	2	0	0	Taylor Hall	1	0	1	1	1	0	0	0
Darcy Hordichuk	1	0	0	0	1	0	0	0	Sam Gagner	1	0	1	1	1	0	0	0
Mike Weaver	1	0	0	0	-1	0	0	0	Theo Peckham	1	0	1	1	1	0	0	0
Bryan Allen	1	0	0	0	-1	0	0	0	Ladislav Smid	1	0	0	0	1	2	0	0
Radek Dvorak	1	0	0	0	0	0	0	0	Zack Stortini	1	0	0	0	0	0	0	0
Bryan McCabe	1	0	0	0	1	0	0	0	Colin Fraser	1	0	0	0	0	2	0	0
Dmitry Kulikov	1	0	0	0	1	0	0	0	Ryan Whitney	1	0	0	0	-1	0	0	0
Cory Stillman	1	0	0	0	0	2	0	0	Ales Hemsky	1	0	0	0	1	0	0	0
Jason Garrison	1	0	0	0	-1	0	0	0	Kurtis Foster	1	0	0	0	-1	0	0	0
Shawn Matthias	1	0	0	0	0	0	0	0	Magnus Paajarvi-Svensson	1	0	0	0	-1	0	0	0
Michael Frolik	1	0	0	0	-2	0	0	0	Jordan Eberle	1	0	0	0	1	0	0	0
Michael Santorelli	1	0	0	0	0	0	0	0	Andrew Cogliano	1	0	0	0	-1	0	0	0
Rostislav Olesz	1	0	0	0	0	0	0	0	Gilbert Brule	1	0	0	0	-1	2	0	0

Power Play 0-5 0.0% / Penalty Kill 2-2 100.0%

Power Play 0-2 0.0% / Penalty Kill 5-5 100.0%

### Goaltending

PANTHERS									OILERS								
Goalie	GP	Min	W-L-OT	GA	SA	SO	GAA	SV%	Goalie	GP	Min	W-L-OT	GA	SA	SO	GAA	SV%
Tomas Vokoun	1	59	0-1-0	3	13	0	3.05	.769	Nikolai Khabibulin	1	60	1-0-0	2	28	0	2.00	.929

### Goals By Period

PANTHERS						OILERS					
	1st	2nd	3rd	OT	Total		1st	2nd	3rd	OT	Total
Goals	0	2	0	0	2	Goals	0	3	0	0	3

### Shots By Period

PANTHERS						OILERS					
	1st	2nd	3rd	OT	Total		1st	2nd	3rd	OT	Total
Shots	11	12	5	0	28	Shots	3	4	6	0	13

\* - Overtime \*\* - Shootout

# LOS ANGELES KINGS

STAPLES Center  
 1111 South Figueroa Street · Los Angeles, CA 90015 · Phone: (213) 742-7100  
[www.lakings.com](http://www.lakings.com)



Arena: STAPLES Center  
 Capacity: 18,118  
 Entered NHL: 1967-68

Owners: Philip F. Anschutz, Edward P. Roski, Jr.  
 Governor: Timothy J. Leiweke  
 President, General Manager, Alternate Governor: Dean Lombardi  
 Head Coach: Terry Murray  
 Assistant Coach: John Stevens, Jamie Kompon

## at FLORIDA PANTHERS

Date	Score	W/Goal
------	-------	--------

## at LOS ANGELES KINGS

Date	Score	W/Goal
Dec 2 '10	FLA 2 @ LAK 3	Anze Kopitar

### Individual Scoring

Player	GP	G	A	P	+/-	PIM	PP	SH	Player	GP	G	A	P	+/-	PIM	PP	SH
David Booth	1	1	0	1	0	0	0	0	Jarret Stoll	1	1	0	1	1	0	0	0
Michal Repik	1	1	0	1	-1	0	0	0	Peter Harrold	1	1	0	1	0	0	0	0
Steve Bernier	1	0	1	1	1	0	0	0	Anze Kopitar	1	1	0	1	1	0	0	0
Steven Reinprecht	1	0	1	1	1	0	0	0	Brad Richardson	1	0	1	1	0	0	0	0
Keaton Ellerby	1	0	1	1	1	0	0	0	Dustin Brown	1	0	1	1	1	0	0	0
Bill Thomas	1	0	1	1	0	0	0	0	Justin Williams	1	0	1	1	1	0	0	0
Dennis Wideman	1	0	0	0	1	0	0	0	Kyle Clifford	1	0	1	1	0	0	0	0
Stephen Weiss	1	0	0	0	0	4	0	0	Ryan Smyth	1	0	1	1	1	0	0	0
Darcy Hordichuk	1	0	0	0	1	0	0	0	Jack Johnson	1	0	0	0	-1	0	0	0
Mike Weaver	1	0	0	0	-2	0	0	0	Matt Greene	1	0	0	0	0	0	0	0
Marty Reasoner	1	0	0	0	-1	0	0	0	John Zeller	1	0	0	0	-1	0	0	0
Radek Dvorak	1	0	0	0	-1	0	0	0	Rob Scuderi	1	0	0	0	1	0	0	0
Dmitry Kulikov	1	0	0	0	0	0	0	0	Michal Handzus	1	0	0	0	0	0	0	0
Bryan McCabe	1	0	0	0	0	0	0	0	Drew Doughty	1	0	0	0	1	2	0	0
Jason Garrison	1	0	0	0	-2	0	0	0	Wayne Simmonds	1	0	0	0	-1	0	0	0
Shawn Matthias	1	0	0	0	-1	0	0	0	Alec Martinez	1	0	0	0	1	0	0	0
Michael Frolik	1	0	0	0	-1	0	0	0	Kevin Westgarth	1	0	0	0	-1	0	0	0
Michael Santorelli	1	0	0	0	-1	0	0	0	Trevor Lewis	1	0	0	0	1	0	0	0

Power Play 0-3 0.0% / Penalty Kill 2-2 100.0%

Power Play 0-2 0.0% / Penalty Kill 3-3 100.0%

### Goaltending

PANTHERS									KINGS								
Goalie	GP	Min	W-L-OT	GA	SA	SO	GAA	SV%	Goalie	GP	Min	W-L-OT	GA	SA	SO	GAA	SV%
Tomas Vokoun	1	58	0-1-0	3	24	0	3.06	.875	Jonathan Quick	1	60	1-0-0	2	26	0	2.00	.923

### Goals By Period

PANTHERS						KINGS					
	1st	2nd	3rd	OT	Total		1st	2nd	3rd	OT	Total
Goals	1	1	0	0	2	Goals	1	0	2	0	3

### Shots By Period

PANTHERS						KINGS					
	1st	2nd	3rd	OT	Total		1st	2nd	3rd	OT	Total
Shots	10	7	9	0	26	Shots	7	7	10	0	24

\* - Overtime \*\* - Shootout

# MINNESOTA WILD

Xcel Energy Center  
317 Washington St. Saint Paul, MN 55102 Phone: (651) 602-6000  
www.wild.com

Arena: Xcel Energy Center  
Capacity: 18,064  
Entered NHL: 2000-01

Owner & Governor: Craig Leipold  
General Manager: Chuck Fletcher  
Head Coach: Todd Richards  
Assistant Coaches: Dave Barr, Darby Hendrickson, Rick Wilson



## at FLORIDA PANTHERS

Date	Score	W/Goal
Nov 12 '10	MIN 1 @ FLA 2	Michael Santorelli

## at MINNESOTA WILD

Date	Score	W/Goal
------	-------	--------

### Individual Scoring

Player	GP	G	A	P	+/-	PIM	PP	SH	Player	GP	G	A	P	+/-	PIM	PP	SH
Christopher Higgins	1	1	0	1	1	0	0	0	Cal Clutterbuck	1	1	0	1	0	2	1	0
Michael Santorelli	1	1	0	1	1	0	0	0	Nick Schultz	1	0	1	1	0	0	0	0
Dennis Wideman	1	0	1	1	1	0	0	0	Martin Havlat	1	0	1	1	-1	0	0	0
Radek Dvorak	1	0	1	1	1	0	0	0	Brent Burns	1	0	0	0	0	15	0	0
Dmitry Kulikov	1	0	1	1	1	0	0	0	Eric Nystrom	1	0	0	0	-1	0	0	0
Rostislav Olesz	1	0	1	1	1	0	0	0	Mikko Koivu	1	0	0	0	-1	0	0	0
Stephen Weiss	1	0	0	0	0	0	0	0	Antti Miettinen	1	0	0	0	-1	0	0	0
Mike Weaver	1	0	0	0	1	2	0	0	Greg Zanon	1	0	0	0	-1	2	0	0
Steven Reinprecht	1	0	0	0	0	0	0	0	John Madden	1	0	0	0	-1	0	0	0
Bryan Allen	1	0	0	0	0	2	0	0	Matt Cullen	1	0	0	0	0	0	0	0
Marty Reasoner	1	0	0	0	1	0	0	0	Casey Wellman	1	0	0	0	0	0	0	0
Bryan McCabe	1	0	0	0	0	0	0	0	Andrew Brunette	1	0	0	0	-1	0	0	0
Cory Stillman	1	0	0	0	0	0	0	0	Marco Scandella	1	0	0	0	-1	0	0	0
Keaton Ellerby	1	0	0	0	1	0	0	0	Cody Almond	1	0	0	0	0	0	0	0
Shawn Matthias	1	0	0	0	0	0	0	0	Brad Staubitz	1	0	0	0	0	0	0	0
Michael Frolik	1	0	0	0	0	0	0	0	Cam Barker	1	0	0	0	-1	2	0	0
David Booth	1	0	0	0	1	0	0	0	Clayton Stoner	1	0	0	0	-1	4	0	0
Steve Bernier	1	0	0	0	0	4	0	0	Kyle Brodziak	1	0	0	0	0	0	0	0

Power Play 0-4 0.0% / Penalty Kill 2-3 66.7%

Power Play 1-3 33.3% / Penalty Kill 4-4 100.0%

### Goaltending

PANTHERS								WILD									
Goalie	GP	Min	W-L-OT	GA	SA	SO	GAA	SV%	Goalie	GP	Min	W-L-OT	GA	SA	SO	GAA	SV%
Tomas Vokoun	1	59	1-0-0	1	23	0	1.00	.957	Jose Theodore	1	58	0-1-0	2	27	0	2.04	.926

### Goals By Period

PANTHERS						WILD					
	1st	2nd	3rd	OT	Total		1st	2nd	3rd	OT	Total
Goals	2	0	0	0	0	Goals	1	0	0	0	0

### Shots By Period

PANTHERS						WILD					
	1st	2nd	3rd	OT	Total		1st	2nd	3rd	OT	Total
Shots	13	10	4	0	27	Shots	8	5	10	0	23

\* - Overtime \*\* - Shootout

# MONTREAL CANADIENS

Bell Centre  
1260 de La Gauchetiere St. West · Montreal, Quebec, Canada H3B 5E8 · Phone: (514) 932-2582  
www.canadiens.com



Arena: Bell Centre  
Capacity: 21,273  
Entered NHL: 1917-18

Owner: George N. Gillett, Jr.  
Executive Vice President & General Manager: Pierre Gauthier  
Head Coach: Jacques Martin  
Assistant Coaches: Kirk Muller, Perry Pearn, Pierre Groulx

## at FLORIDA PANTHERS

Date	Score	W/Goal
Dec 31 '10	MTL 3 @ FLA 2	James Wisniewski *
Mar 3 '11	MTL 4 @ FLA 0	Hal Gill

## at MONTREAL CANADIENS

Date	Score	W/Goal
Oct 30 '10	FLA 3 @ MTL 1	David Booth
Feb 2 '11	FLA 2 @ MTL 3	Brian Gionta

## Individual Scoring

Player	GP	G	A	P	+/-	PIM	PP	SH	Player	GP	G	A	P	+/-	PIM	PP	SH
Stephen Weiss	3	2	0	2	-1	0	0	0	James Wisniewski	3	2	3	5	2	2	1	0
Michael Frolik	3	1	1	2	2	2	0	0	Brian Gionta	4	2	0	2	0	0	1	0
David Booth	4	1	1	2	1	0	0	0	Lars Eller	4	1	1	2	2	4	0	0
Dmitry Kulikov	4	1	1	2	0	2	0	0	Andrei Kostitsyn	4	1	1	2	2	2	0	0
Shawn Matthias	2	1	1	2	2	0	0	0	Tomas Plekanec	4	1	1	2	2	2	0	0
Christopher Higgins	3	0	2	2	2	0	0	0	Jeff Halpern	4	1	1	2	-1	0	0	0
Scott Timmins	2	1	0	1	-1	0	0	0	Max Pacioretty	3	0	2	2	2	0	0	0
Michael Santorelli	4	0	1	1	-1	2	0	0	Scott Gomez	4	0	2	2	-1	2	0	0
Rostislav Olesz	3	0	1	1	0	2	0	0	P.K. Subban	4	0	2	2	2	2	0	0
Steve Bernier	4	0	1	1	0	0	0	0	Benoit Pouliot	4	0	2	2	0	2	0	0
Dennis Wideman	3	0	1	1	3	4	0	0	Travis Moen	4	0	2	2	2	0	0	0
Steven Reinprecht	1	0	1	1	1	0	0	0	David Desharnais	2	1	0	1	0	0	0	0
Bryan Allen	3	0	0	0	1	4	0	0	Hal Gill	4	1	0	1	4	0	0	0
Sergei Samsonov	1	0	0	0	-1	0	0	0	Mathieu Darche	3	1	0	1	-1	0	0	0
Bill Thomas	1	0	0	0	-1	0	0	0	Roman Hamrlík	4	0	1	1	-1	0	0	0
Marty Reasoner	4	0	0	0	-2	2	0	0	Michael Cammalleri	3	0	1	1	0	2	0	0
Niclas Bergfors	1	0	0	0	-1	0	0	0	Andrei Markov	1	0	0	0	0	0	0	0
Radek Dvorak	3	0	0	0	-2	2	0	0	Jaroslav Spacek	3	0	0	0	-1	4	0	0
Kenndal McArdle	1	0	0	0	-1	0	0	0	Yannick Weber	2	0	0	0	0	0	0	0
Bryan McCabe	2	0	0	0	2	0	0	0	Tom Pyatt	4	0	0	0	1	0	0	0
Cory Stillman	3	0	0	0	-1	0	0	0	Maxim Lapierre	1	0	0	0	0	0	0	0
Alexander Sulzer	1	0	0	0	-2	0	0	0	Josh Gorges	1	0	0	0	-1	0	0	0
Joe Callahan	1	0	0	0	-2	2	0	0	Alexandre Picard	1	0	0	0	0	0	0	0
Jason Garrison	4	0	0	0	-3	2	0	0	Brent Sopel	1	0	0	0	1	0	0	0
Keaton Ellerby	2	0	0	0	-3	0	0	0									
Darcy Hordichuk	2	0	0	0	-1	0	0	0									
Michal Repik	1	0	0	0	-1	0	0	0									
Mike Weaver	4	0	0	0	-3	4	0	0									
Evgeny Dadonov	2	0	0	0	1	2	0	0									

Power Play 2-15 13.3% / Penalty Kill 15-15 100.0%

Power Play 0-15 0.0% / Penalty Kill 13-15 86.7%

## Goaltending

PANTHERS								CANADIENS									
Goalie	GP	Min	W-L-OT	GA	SA	SO	GAA	SV%	Goalie	GP	Min	W-L-OT	GA	SA	SO	GAA	SV%
Tomas Vokoun	4	190	1-2-1	9	132	0	2.84	.932	Alex Auld	2	123	2-0-0	4	57	0	1.94	.930
Scott Clemmensen	1	51	0-0-0	2	28	0	2.35	.929	Carey Price	2	120	1-1-0	3	61	1	1.50	.951

## Goals By Period

PANTHERS						CANADIENS					
	1st	2nd	3rd	OT	Total		1st	2nd	3rd	OT	Total
Goals	2	3	2	0	7	Goals	2	5	3	1	11

## Shots By Period

PANTHERS						CANADIENS					
	1st	2nd	3rd	OT	Total		1st	2nd	3rd	OT	Total
Shots	31	47	40	0	118	Shots	34	67	57	2	160

\* - Overtime \*\* - Shootout



# NASHVILLE PREDATORS

Bridgestone Arena  
501 Broadway · Nashville, TN 37203 · Phone: (615) 770-2300  
www.nashvillepredators.com

Arena: Bridgestone Arena  
Capacity: 17,113  
Entered NHL: 1998-99

Owner, Chairman & Governor: Predators Holdings LLC  
President, Hockey Operations, General Manager  
& Alternate Governor: David Poile  
Head Coach: Barry Trotz  
Associate Coach: Brent Peterson  
Assistant Coach: Peter Horachek



## at FLORIDA PANTHERS

Date	Score	W/Goal
Jan 13 '11	NSH 2 @ FLA 3	David Booth

## at NASHVILLE PREDATORS

Date	Score	W/Goal
Dec 11 '10	FLA 0 @ NSH 3	Ryan Suter

### Individual Scoring

Player	GP	G	A	P	+/-	PIM	PP	SH	Player	GP	G	A	P	+/-	PIM	PP	SH
Rostislav Olesz	1	1	1	2	2	0	0	0	Ryan Suter	2	1	2	3	4	2	0	0
Radek Dvorak	1	1	0	1	0	2	0	0	David Legwand	1	1	1	2	2	0	0	0
David Booth	2	1	0	1	0	0	0	0	Shea Weber	2	1	1	2	3	0	0	0
Mike Weaver	2	0	1	1	1	0	0	0	Joel Ward	2	1	0	1	0	2	1	0
Marty Reasoner	2	0	1	1	1	0	0	0	Colin Wilson	2	1	0	1	2	0	0	0
Bryan McCabe	2	0	1	1	-2	2	0	0	Jerred Smithson	2	0	1	1	0	0	0	0
Cory Stillman	1	0	1	1	1	0	0	0	Marek Svatos	1	0	1	1	2	0	0	0
Michael Santorelli	2	0	1	1	1	0	0	0	Martin Erat	1	0	1	1	1	0	0	0
Darcy Hordichuk	2	0	0	0	-1	0	0	0	Francis Buillon	2	0	1	1	-2	0	0	0
Steven Reinprecht	1	0	0	0	-2	0	0	0	Sergei Kostitsyn	2	0	1	1	-1	0	0	0
Dmitry Kulikov	2	0	0	0	-2	2	0	0	Cody Franson	2	0	1	1	0	0	0	0
Bryan Allen	1	0	0	0	1	0	0	0	Jordin Tootoo	1	0	0	0	1	2	0	0
Jason Garrison	2	0	0	0	1	0	0	0	Marcel Goc	2	0	0	0	-2	0	0	0
Keaton Ellerby	1	0	0	0	-1	0	0	0	Chris Mueller	1	0	0	0	0	0	0	0
Evgeny Dadonov	2	0	0	0	0	0	0	0	Wade Belak	1	0	0	0	0	0	0	0
Shawn Matthias	2	0	0	0	-2	0	0	0	J.P. Dumont	2	0	0	0	0	0	0	0
Michael Frolik	2	0	0	0	-2	0	0	0	Steve Sullivan	1	0	0	0	0	2	0	0
Bill Thomas	1	0	0	0	0	0	0	0	Nick Spaling	2	0	0	0	-1	0	0	0
Kenndal McArdle	1	0	0	0	0	6	0	0	Patric Hornqvist	2	0	0	0	-2	2	0	0
Steve Bernier	2	0	0	0	0	0	0	0	Cal O'Reilly	1	0	0	0	1	0	0	0
Dennis Wideman	2	0	0	0	0	2	0	0	Shane O'Brien	2	0	0	0	0	2	0	0
Stephen Weiss	2	0	0	0	-2	2	0	0	Kevin Klein	2	0	0	0	-3	0	0	0

Power Play 0-4 0.0% / Penalty Kill 6-7 85.7%

Power Play 1-7 14.3% / Penalty Kill 4-4 100.0%

### Goaltending

PANTHERS									PREDATORS								
Goalie	GP	Min	W-L-OT	GA	SA	SO	GAA	SV%	Goalie	GP	Min	W-L-OT	GA	SA	SO	GAA	SV%
Scott Clemmensen	1	60	1-0-0	2	29	0	2.00	.931	Anders Lindback	1	59	1-0-0	0	22	1	0.00	1.000
Tomas Vokoun	1	59	0-1-0	2	26	0	2.02	.923	Pekka Rinne	1	58	0-1-0	3	34	0	3.08	.912

### Goals By Period

PANTHERS						PREDATORS					
	1st	2nd	3rd	OT	Total		1st	2nd	3rd	OT	Total
Goals	1	0	2	0	3	Goals	3	0	2	0	5

### Shots By Period

PANTHERS						PREDATORS					
	1st	2nd	3rd	OT	Total		1st	2nd	3rd	OT	Total
Shots	19	17	20	0	56	Shots	19	17	20	0	56

\* - Overtime \*\* - Shootout

# NEW JERSEY DEVILS

Prudential Center  
165 Mulberry Street · Newark, NJ 07102 · Phone: (973) 757-6100  
www.newjerseydevils.com



Arena: Prudential Center  
Capacity: 17,625  
Entered NHL: 1974-75 (Kansas City)

Chairman & Managing Partner: Jeff Vanderbeek  
Chief Executive Officer, President & General Manager: Lou Lamoriello  
Head Coach: Jacques Lemaire  
Assistant Coaches: Larry Robinson, Adam Oates

## at FLORIDA PANTHERS

Date	Score	W/Goal
Jan 15 '11	NJD 2 @ FLA 3	Dmitry Kulikov *
Feb 27 '11	NJD 2 @ FLA 1	Brian Rolston

## at NEW JERSEY DEVILS

Date	Score	W/Goal
Jan 23 '11	FLA 2 @ NJD 5	Brian Rolston
Feb 4 '11	FLA 4 @ NJD 3	Rostislav Olesz *

## Individual Scoring

Player	GP	G	A	P	+/-	PIM	PP	SH	Player	GP	G	A	P	+/-	PIM	PP	SH
Dennis Wideman	4	2	1	3	-1	2	2	0	Ilya Kovalchuk	4	1	3	4	-1	0	0	0
Michael Santorelli	4	1	2	3	-1	0	0	1	Travis Zajac	4	1	3	4	2	0	0	0
Cory Stillman	3	0	3	3	0	0	0	0	Jason Arnott	4	3	0	3	0	2	0	0
Marty Reasoner	3	1	1	2	-1	0	0	0	Brian Rolston	4	2	1	3	-3	2	2	0
Dmitry Kulikov	3	1	1	2	-1	0	0	0	David Clarkson	4	2	1	3	0	0	0	0
Stephen Weiss	4	0	2	2	-2	0	0	0	Mark Fayne	4	1	1	2	1	0	0	0
Radek Dvorak	4	0	2	2	0	2	0	0	Adam Mair	3	0	2	2	1	0	0	0
Steve Bernier	4	0	2	2	1	2	0	0	Henrik Tallinder	4	0	2	2	2	2	0	0
Christopher Higgins	1	1	0	1	-1	0	0	0	Rod Pelley	4	0	2	2	3	0	0	0
Evgeny Dadonov	2	1	0	1	-2	2	1	0	Patrik Elias	4	1	0	1	-2	0	1	0
Shawn Matthias	2	1	0	1	1	0	0	0	Nick Palmieri	3	1	0	1	3	0	0	0
Rostislav Olesz	3	1	0	1	0	0	0	0	Mattias Tedenby	3	0	1	1	1	0	0	0
Keaton Ellerby	2	0	1	1	0	2	0	0	Dainius Zubrus	4	0	1	1	0	0	0	0
Michael Frolik	3	0	1	1	-3	0	0	0	Anssi Salmela	4	0	1	1	2	0	0	0
David Booth	4	0	1	1	-2	0	0	0	Andy Greene	4	0	1	1	0	2	0	0
Michal Repik	1	0	1	1	1	0	0	0	Tim Sestito	3	0	1	1	1	0	0	0
Hugh Jessiman	1	0	0	0	0	0	0	0	Colin White	3	0	0	0	0	4	0	0
Darcy Hordichuk	3	0	0	0	0	4	0	0	Alexander Vasyunov	1	0	0	0	0	0	0	0
Scott Timmins	2	0	0	0	-1	0	0	0	Anton Volchenkov	3	0	0	0	-1	0	0	0
Mike Weaver	4	0	0	0	-1	4	0	0	Vladimir Zharkov	3	0	0	0	1	0	0	0
Bryan Allen	4	0	0	0	2	2	0	0	Mark Fraser	2	0	0	0	2	2	0	0
Clay Wilson	1	0	0	0	0	0	0	0									
Joe Callahan	1	0	0	0	1	2	0	0									
Bryan McCabe	1	0	0	0	-1	0	0	0									
Jason Garrison	4	0	0	0	-2	2	0	0									
Bill Thomas	1	0	0	0	0	0	0	0									
Kenndal McArdle	1	0	0	0	0	0	0	0									
Alexander Sulzer	1	0	0	0	-1	0	0	0									

Power Play 3-13 23.1% / Penalty Kill 5-8 62.5%

Power Play 3-8 37.5% / Penalty Kill 10-13 76.9%

## Goaltending

PANTHERS									DEVILS								
Goalie	GP	Min	W-L-OT	GA	SA	SO	GAA	SV%	Goalie	GP	Min	W-L-OT	GA	SA	SO	GAA	SV%
Scott Clemmensen	2	83	1-0-0	4	43	0	2.87	.907	Martin Brodeur	3	183	2-0-1	6	72	0	1.97	.919
Tomas Vokoun	2	120	1-1-0	5	57	0	2.50	.912	Johan Hedberg	1	61	0-0-1	4	29	0	3.88	.862
Jacob Markstrom	1	39	0-1-0	2	14	0	3.01	.857									

## Goals By Period

PANTHERS						DEVILS					
	1st	2nd	3rd	OT	Total		1st	2nd	3rd	OT	Total
Goals	3	2	3	2	10	Goals	5	5	2	0	12

## Shots By Period

PANTHERS						DEVILS					
	1st	2nd	3rd	OT	Total		1st	2nd	3rd	OT	Total
Shots	36	30	35	2	103	Shots	38	43	31	3	115

\* - Overtime \*\* - Shootout

# NEW YORK ISLANDERS

Nassau Veterans Memorial Coliseum  
1255 Hempstead Turnpike · Uniondale, NY 11553 · Phone: (516) 501-6700  
[www.newyorkislanders.com](http://www.newyorkislanders.com)

Arena: Nassau Veterans Memorial Coliseum  
Capacity: 16,234  
Entered NHL: 1972-73

Owner & Governor: Charles B. Wang  
General Manager & Alternate Governor: Garth Snow  
Head Coach: Jack Capuano  
Assistant Coaches: Dean Chynoweth, Scott Allen



### at FLORIDA PANTHERS

Date	Score	W/Goal
Oct 23 '10	NYI 3 @ FLA 4	Radek Dvorak
Mar 19 '11	NYI 4 @ FLA 3	Frans Nielson **

### at NEW YORK ISLANDERS

Date	Score	W/Goal
Nov 20 '10	FLA 4 @ NYI 1	Marty Reasoner
Feb 21 '11	FLA 1 @ NYI 5	Matt Moulson

### Individual Scoring

Player	GP	G	A	P	+/-	PIM	PP	SH	Player	GP	G	A	P	+/-	PIM	PP	SH
Michael Santorelli	4	3	0	3	2	0	1	0	Matt Moulson	4	4	1	5	3	0	0	0
Stephen Weiss	4	2	1	3	1	17	0	0	John Tavares	4	3	1	4	3	2	2	0
David Booth	4	1	2	3	0	4	0	0	Pierre Parenteau	4	1	2	3	3	4	0	0
Evgeni Dadonov	1	2	0	2	-1	0	0	0	Blake Comeau	4	0	3	3	1	7	0	0
Mike Weaver	4	1	1	2	0	0	0	0	Michael Grabner	4	1	1	2	-4	0	0	1
Marty Reasoner	4	1	1	2	-1	0	0	0	Jack Hillen	3	0	2	2	0	2	0	0
Radek Dvorak	3	1	1	2	-1	0	0	0	Travis Hamonic	2	0	2	2	2	21	0	0
Sergei Samsonov	1	0	2	2	1	0	0	0	James Wisniewski	2	0	2	2	-2	2	0	0
Dmitry Kulikov	3	0	2	2	1	7	0	0	Frans Nielsen	4	0	2	2	-3	0	0	0
Keaton Ellerby	3	0	2	2	2	4	0	0	Mike Haley	2	1	0	1	1	0	0	0
Michael Frolik	2	0	2	2	1	0	0	0	Radek Martinek	4	1	0	1	-1	2	1	0
Dennis Wideman	3	0	2	2	0	2	0	0	Josh Bailey	3	1	0	1	1	0	0	0
Steve Bernier	3	1	0	1	1	5	0	0	Andrew MacDonald	2	0	1	1	3	0	0	0
Jason Garrison	3	0	1	1	-1	2	0	0	Zenon Konopka	4	0	1	1	-1	6	0	0
Bryan Allen	3	0	1	1	2	6	0	0	Mike Mottau	2	0	0	0	-1	0	0	0
Shawn Matthias	1	0	1	1	1	0	0	0	Bruno Gervais	2	0	0	0	-2	5	0	0
Bryan McCabe	3	0	1	1	-1	2	0	0	Jon Sim	1	0	0	0	-1	2	0	0
Clay Wilson	1	0	1	1	1	0	0	0	Nino Niederreiter	1	0	0	0	-1	0	0	0
Nicklas Bergfors	1	0	1	1	1	0	0	0	Doug Weight	1	0	0	0	-1	0	0	0
Christopher Higgins	3	0	1	1	-2	0	0	0	Ty Wishart	1	0	0	0	1	0	0	0
Darcy Hordichuk	4	0	0	0	0	0	0	0	Kyle Okposo	2	0	0	0	-3	0	0	0
Scott Timmins	1	0	0	0	-1	0	0	0	Milan Jurcina	3	0	0	0	0	0	0	0
Jack Skille	1	0	0	0	-2	0	0	0	Matthew Martin	3	0	0	0	-2	0	0	0
Steven Reinprecht	1	0	0	0	1	2	0	0	Mark Eaton	2	0	0	0	-2	2	0	0
Michal Repik	2	0	0	0	0	2	0	0	Jesse Joensuu	3	0	0	0	-1	6	0	0
Bill Thomas	1	0	0	0	0	0	0	0	Trevor Gillies	1	0	0	0	0	0	0	0
Cory Stillman	3	0	0	0	3	0	0	0	Rob Schremp	1	0	0	0	0	0	0	0
Ryan Carter	1	0	0	0	0	7	0	0	Trent Hunter	2	0	0	0	-2	2	0	0
Rostislav Olesz	2	0	0	0	0	0	0	0	Dylan Reese	1	0	0	0	-2	0	0	0
Patrick Rissmiller	1	0	0	0	0	0	0	0									
Joe Callahan	1	0	0	0	1	0	0	0									

Power Play 1-18 5.6% / Penalty Kill 14-17 82.4%

Power Play 3 - 17 17.6% / Penalty Kill 17 - 18 94.4%

### Goaltending

PANTHERS								ISLANDERS									
Goalie	GP	Min	W-L-OT	GA	SA	SO	GAA	SV%	Goalie	GP	Min	W-L-OT	GA	SA	SO	GAA	SV%
Tomas Vokoun	3	179	2-1-0	8	109	0	2.68	.927	Al Montoya	1	59	1-0-0	1	21	0	1.00	.952
Scott Clemmensen	1	65	0-0-1	3	21	0	2.77	.857	Rick Dipietro	2	123	1-1-0	7	62	0	3.40	.887
									Dwayne Roloson	1	60	0-1-0	4	31	0	4.00	0.871

### Goals By Period

PANTHERS						ISLANDERS					
	1st	2nd	3rd	OT	Total		1st	2nd	3rd	OT	Total
Goals	2	7	3	0	12	Goals	4	5	3	0	12

### Shots By Period

PANTHERS						ISLANDERS					
	1st	2nd	3rd	OT	Total		1st	2nd	3rd	OT	Total
Shots	34	35	42	3	114	Shots	41	42	47	1	131

\* - Overtime \*\* - Shootout

# NEW YORK RANGERS

Madison Square Garden  
Two Penn Plaza · New York, NY 10121 · Phone: (212) 465-6486  
[www.newyorkrangers.com](http://www.newyorkrangers.com)



Arena: Madison Square Garden  
Capacity: 18,200  
Entered NHL: 1926-27

Chairman, Madison Square Garden: James L. Dolan  
President, General Manager & Alternate Governor: Glen Sather  
Head Coach: John Tortorella  
Assistant Coaches: Benoit Allaire, Mike Sullivan

## at FLORIDA PANTHERS

Date	Score	W/Goal
Nov 26 '10	NYR 3 @ FLA 0	Derek Stepan
Jan 2 '11	NYR 0 @ FLA 3	David Booth

## at NEW YORK RANGERS

Date	Score	W/Goal
Jan 25 '11	FLA 4 @ NYR 3	Mike Weaver
Mar 22 '11	FLA 0 @ NYR 1	Brandon Dubinsky

## Individual Scoring

Player	GP	G	A	P	+/-	PIM	PP	SH	Player	GP	G	A	P	+/-	PIM	PP	SH
Michael Santorelli	4	1	2	3	2	2	0	0	Mats Zuccarello Aasen	3	0	3	3	-1	0	0	0
Christopher Higgins	3	1	1	2	1	0	0	0	Brandon Prust	4	2	0	2	-1	5	0	1
Rostislav Olesz	2	1	1	2	3	0	0	0	Derek Stepan	4	2	0	2	2	2	0	0
Dennis Wideman	3	0	2	2	-2	0	0	0	Ryan Callahan	2	1	1	2	2	2	1	0
David Booth	4	1	0	1	0	0	1	0	Marc Staal	3	0	2	2	3	0	0	0
Stephen Weiss	3	1	0	1	-2	4	0	1	Brandon Dubinsky	3	1	0	1	-1	0	0	0
Mike Weaver	4	1	0	1	2	0	0	0	Brian Boyle	4	1	0	1	-2	2	1	0
Keaton Ellerby	3	1	0	1	0	2	0	0	Michael Sauer	4	0	1	1	1	2	0	0
Radek Dvorak	3	0	1	1	1	0	0	0	Wojtek Wolski	2	0	1	1	1	0	0	0
Bryan Allen	2	0	1	1	1	0	0	0	Erik Christensen	2	0	1	1	0	0	0	0
Dmitry Kulikov	4	0	1	1	0	2	0	0	Steve Eminger	4	0	1	1	0	0	0	0
Shawn Matthias	4	0	1	1	0	2	0	0	Marian Gaborik	4	0	1	1	0	0	0	0
Ryan Carter	1	0	0	0	0	0	0	0	Sean Avery	3	0	1	1	-1	6	0	0
Nicklas Bergfors	1	0	0	0	0	0	0	0	Artem Anisimov	4	0	1	1	0	0	0	0
Joe Callahan	2	0	0	0	0	0	0	0	Vinny Prospal	1	0	0	0	0	0	0	0
Jack Skille	1	0	0	0	-1	0	0	0	Bryan McCabe	1	0	0	0	0	0	0	0
Alexander Sulzer	1	0	0	0	0	0	0	0	Evgeny Grachev	1	0	0	0	-1	0	0	0
Sergei Samsonov	1	0	0	0	0	0	0	0	Ryan McDonagh	2	0	0	0	-1	0	0	0
Darcy Hordichuk	3	0	0	0	0	9	0	0	Chad Kolarik	1	0	0	0	0	0	0	0
Jason Garrison	3	0	0	0	3	0	0	0	Kris Newbury	1	0	0	0	-1	0	0	0
Evgeni Dadonov	3	0	0	0	0	4	0	0	Alexander Frolov	2	0	0	0	-1	0	0	0
Steven Reinprecht	1	0	0	0	0	0	0	0	Dale Weise	1	0	0	0	0	2	0	0
Marty Reasoner	4	0	0	0	-1	0	0	0	Michal Rozsival	1	0	0	0	-1	0	0	0
Steve Bernier	2	0	0	0	0	0	0	0	Chris Drury	2	0	0	0	-1	0	0	0
Bryan McCabe	2	0	0	0	-2	0	0	0	Ruslan Fedotenko	3	0	0	0	0	0	0	0
Cory Stillman	3	0	0	0	0	0	0	0	Matt Gilroy	3	0	0	0	-2	0	0	0
Michal Repik	2	0	0	0	0	0	0	0	Todd White	1	0	0	0	0	0	0	0
Michael Frolik	3	0	0	0	-1	0	0	0	Michael Del Zotto	3	0	0	0	-3	2	0	0

Power Play 1 - 9 11.1% / Penalty Kill 7 - 9 77.8%

Power Play 2 - 9 22.2% / Penalty Kill 8 - 9 88.9%

## Goaltending

PANTHERS								RANGERS									
Goalie	GP	Min	W-L-OT	GA	SA	SV	GAA	SV%	Goalie	GP	Min	W-L-OT	GA	SA	SV	GAA	SV%
Tomas Vokoun	3	178	2-1-0	4	100	1	1.34	.960	Henrik Lundqvist	3	178	2-1-0	4	79	2	1.35	.949
Scott Clemmensen	1	56	0-1-0	3	19	0	3.20	.842	Martin Biron	1	58	0-1-0	2	35	0	2.04	.943

## Goals By Period

PANTHERS						RANGERS					
Goals	1st	2nd	3rd	OT	Total	Goals	1st	2nd	3rd	OT	Total
Goals	1	3	3	0	7	Goals	1	1	5	0	7

## Shots By Period

PANTHERS						RANGERS					
Shots	1st	2nd	3rd	OT	Total	Shots	1st	2nd	3rd	OT	Total
Shots	36	44	35	0	115	Shots	33	51	35	0	119

\* - Overtime \*\* - Shootout

# OTTAWA SENATORS

Scotiabank Place  
 1000 Palladium Dr. · Ottawa, Ontario, Canada K2V 1A5 · Phone: (613) 599-0250  
[www.ottawasenators.com](http://www.ottawasenators.com)

Arena: Scotiabank Place  
 Capacity: 19,153  
 Entered NHL: 1992-93

Owner, Governor & Chairman: Eugene Melnyk  
 Executive Vice President, General Manager & Alternate Governor: Bryan Murray  
 Head Coach: Cory Clouston  
 Assistant Coaches: Greg Carvel, Brad Lauer, Luke Richardson



## at FLORIDA PANTHERS

Date	Score	W/Goal
Mar 10 '11	OTT 2 @ FLA 1	Erik Karlsson
Mar 31 '11	OTT 4 @ FLA 1	Colin Greening

## at OTTAWA SENATORS

Date	Score	W/Goal
Oct 28 '10	FLA 3 @ OTT 5	Alex Kovalev
Feb 23 '11	FLA 1 @ OTT 5	Ryan Shannon

## Individual Scoring

Player	GP	G	A	P	+/-	PIM	PP	SH	Player	GP	G	A	P	+/-	PIM	PP	SH
Marty Reasoner	4	0	3	3	1	0	0	0	Filip Kuba	3	1	3	4	5	0	0	0
Christopher Higgins	2	2	0	2	1	0	0	0	Ryan Shannon	4	1	3	4	0	0	1	0
Michal Repik	2	1	1	2	1	0	0	0	Milan Michalek	3	2	1	3	3	0	0	1
Bryan McCabe	2	1	0	1	-2	0	1	0	Robert Butler	3	2	1	3	2	2	0	0
Michael Santorelli	4	1	0	1	-6	2	0	0	Colin Greening	3	2	1	3	4	0	0	0
Clay Wilson	2	1	0	1	1	0	0	0	Nick Foligno	4	1	2	3	4	2	0	0
David Booth	4	0	1	1	-9	0	0	0	Jason Spezza	3	1	2	3	3	2	0	0
Cory Stillman	2	0	1	1	-1	2	0	0	Erik Karlsson	3	2	0	2	1	2	1	0
Dennis Wideman	2	0	1	1	-2	0	0	0	Daniel Alfredsson	1	1	1	2	2	0	0	0
Nicklas Bergfors	2	0	1	1	1	0	0	0	Mike Fisher	1	1	1	2	2	0	0	0
Radek Dvorak	2	0	0	0	-2	4	0	0	Sergei Gonchar	2	0	2	2	1	0	0	0
Jack Skille	1	0	0	0	0	2	0	0	Marek Svatos	2	0	2	2	1	0	0	0
Rostislav Olesz	2	0	0	0	-1	2	0	0	Alexei Kovalev	2	1	0	1	0	4	0	0
Steve Bernier	4	0	0	0	-2	0	0	0	Zack Smith	4	1	0	1	3	8	0	0
Scott Timmins	2	0	0	0	0	0	0	0	Jesse Winchester	3	0	1	1	1	2	0	0
Patrick Rissmiller	1	0	0	0	0	0	0	0	Chris Kelly	1	0	1	1	1	0	0	0
Dmitry Kulikov	3	0	0	0	-2	4	0	0	Erik Condra	3	0	1	1	-1	0	0	0
Jason Garrison	4	0	0	0	-4	0	0	0	Matt Carkner	2	0	1	1	3	9	0	0
Joe Callahan	2	0	0	0	1	2	0	0	Chris Phillips	4	0	1	1	1	0	0	0
Keaton Ellerby	3	0	0	0	-4	2	0	0	Patrick Wiercioch	1	0	0	0	2	0	0	0
Stephen Weiss	4	0	0	0	-4	2	0	0	Derek Smith	1	0	0	0	0	0	0	0
Evgeni Dadonov	1	0	0	0	-2	0	0	0	Peter Regin	1	0	0	0	0	0	0	0
Darcy Hordichuk	4	0	0	0	-2	15	0	0	Ryan Potulny	1	0	0	0	0	0	0	0
Ryan Carter	1	0	0	0	0	2	0	0	Chris Campoli	2	0	0	0	3	0	0	0
Mike Weaver	4	0	0	0	-4	0	0	0	David Hale	2	0	0	0	2	0	0	0
Shawn Matthias	1	0	0	0	0	0	0	0	Jim O'Brien	1	0	0	0	0	0	0	0
Steven Reinprecht	1	0	0	0	0	0	0	0	Chris Neil	4	0	0	0	1	0	0	0
Bill Thomas	1	0	0	0	0	0	0	0	Brian Lee	3	0	0	0	-2	0	0	0
Bryan Allen	2	0	0	0	-2	0	0	0	Jarkko Ruutu	1	0	0	0	0	2	0	0
Sergei Samsonov	2	0	0	0	-1	0	0	0	Andre Benoit	1	0	0	0	2	2	0	0
Tim Kennedy	1	0	0	0	-1	0	0	0	Francis Lessard	3	0	0	0	0	25	0	0

Power Play 1 - 15 6.7% / Penalty Kill 10 - 12 83.3%

Power Play 2 - 12 16.7% / Penalty Kill 14 - 15 93.3%

## Goaltending

PANTHERS								SENATORS									
Goalie	GP	Min	W-L-OT	GA	SA	SV	GAA	SV%	Goalie	GP	Min	W-L-OT	GA	SA	SV	GAA	SV%
Scott Clemmensen	2	120	0-2-0	9	57	0	4.50	.842	Craig Anderson	3	180	3-0-0	3	96	0	1.00	.969
Tomas Vokoun	2	117	0-2-0	7	67	0	3.57	.896	Brian Elliott	1	59	1-0-0	3	31	0	3.01	.903

## Goals By Period

PANTHERS						SENATORS					
Goals	1st	2nd	3rd	OT	Total	Goals	1st	2nd	3rd	OT	Total
	1	2	3	0	16		2	8	6	0	16

## Shots By Period

PANTHERS						SENATORS					
Shots	1st	2nd	3rd	OT	Total	Shots	1st	2nd	3rd	OT	Total
	30	43	54	0	127		43	40	41	0	124

\* - Overtime \*\* - Shootout

# PHILADELPHIA FLYERS

Wells Fargo Center  
3601 South Broad Street · Philadelphia, PA 19148 · Phone: (215) 465-4500  
www.philadelphiaflyers.com



Arena: Wells Fargo Center  
Capacity: 19,537  
Entered NHL: 1967-68

Chairman & Governor: Ed Snider  
General Manager: Paul Holmgren  
Head Coach: Peter Laviolette  
Assistant Coaches: Craig Berube, Joe Mullen, Kevin McCarthy

## at FLORIDA PANTHERS

Date	Score	W/Goal
Feb 16 '11	PHI 4 @ FLA 2	James Van Riemsdyk
Mar 15 '11	PHI 3 @ FLA 2	Jeff Carter

## at PHILADELPHIA FLYERS

Date	Score	W/Goal
Nov 13 '10	FLA 2 @ PHI 5	Mike Richards
Dec 20 '10	FLA 5 @ PHI 0	Bill Thomas

## Individual Scoring

Player	GP	G	A	P	+/-	PIM	PP	SH	Player	GP	G	A	P	+/-	PIM	PP	SH
Dmitry Kulikov	3	2	1	3	1	6	0	0	Mike Richards	4	3	1	4	2	2	1	0
Stephen Weiss	4	1	2	3	2	2	0	0	Danny Briere	4	1	3	4	3	2	0	0
Bryan McCabe	2	0	3	3	5	2	0	0	Claude Giroux	4	2	1	3	1	0	1	0
Michael Santorelli	4	2	0	2	-2	4	0	0	Jeff Carter	4	2	1	3	1	0	0	0
Evgeni Dadonov	1	1	1	2	2	0	0	0	Scott Hartnell	4	2	1	3	3	2	0	0
Keaton Ellerby	3	0	2	2	0	0	0	0	Andreas Nodl	3	1	2	3	2	2	0	0
Sergei Samsonov	1	0	2	2	1	0	0	0	Kimmo Timonen	4	0	3	3	3	0	0	0
Marty Reasoner	4	0	2	2	-1	0	0	0	Ville Leino	3	0	3	3	1	0	0	0
Cory Stillman	2	1	0	1	-2	0	0	0	Chris Pronger	2	0	2	2	3	4	0	0
Shawn Matthias	2	1	0	1	2	0	0	0	James Van Riemsdyk	3	1	0	1	1	8	0	0
David Booth	4	1	0	1	-1	2	0	0	Daniel Carcillo	4	0	1	1	-2	7	0	0
Rostislav Olesz	2	1	0	1	-1	0	1	0	Kris Versteeg	2	0	1	1	1	0	0	0
Bill Thomas	1	1	0	1	1	0	0	0	Oskars Bartulis	1	0	0	0	-2	0	0	0
Steve Bernier	2	0	1	1	-1	0	0	0	Darroll Powe	4	0	0	0	-4	0	0	0
Steven Reinprecht	2	0	1	1	1	0	0	0	Sean O'Donnell	4	0	0	0	-2	2	0	0
Jason Garrison	3	0	1	1	1	0	0	0	Andrej Meszaros	4	0	0	0	2	0	0	0
Radek Dvorak	2	0	0	0	-1	0	0	0	Matt Carle	4	0	0	0	-1	0	0	0
Michal Repik	1	0	0	0	0	2	0	0	Braydon Coburn	4	0	0	0	-1	2	0	0
Michael Frolik	2	0	0	0	2	2	0	0	Nikolai Zherdev	2	0	0	0	1	0	0	0
Ryan Carter	1	0	0	0	-1	2	0	0	Blair Betts	4	0	0	0	-5	0	0	0
Clay Wilson	1	0	0	0	0	0	0	0	Nick Boynton	1	0	0	0	-2	0	0	0
Mike Duco	1	0	0	0	-1	5	0	0	Jody Shelley	3	0	0	0	-5	0	0	0
Nicklas Bergfors	1	0	0	0	1	0	0	0									
Christopher Higgins	3	0	0	0	0	0	0	0									
Patrick Rissmiller	1	0	0	0	0	0	0	0									
Dennis Wideman	3	0	0	0	-5	0	0	0									
Scott Timmins	1	0	0	0	0	0	0	0									
Darcy Hordichuk	4	0	0	0	1	2	0	0									
Jack Skille	1	0	0	0	-3	0	0	0									
Mike Weaver	4	0	0	0	1	2	0	0									
Joe Callahan	2	0	0	0	-1	0	0	0									
Bryan Allen	3	0	0	0	-2	2	0	0									

Power Play 2 - 13 15.4% Penalty Kill 12 - 13 92.3%

Power Play 1 - 13 7.7% / Penalty Kill 11 - 13 84.6%

## Goaltending

PANTHERS								FLYERS									
Goalie	GP	Min	W-L-OT	GA	SA	SV	GAA	SV%	Goalie	GP	Min	W-L-OT	GA	SA	SV	GAA	SV%
Tomas Vokoun	3	177	1-2-0	6	91	1	2.03	.934	Sergei Bobrovsky	3	153	2-1-0	8	93	0	3.14	.914
Scott Clemmensen	1	60	0-1-0	5	42	0	5.00	.881	Brian Boucher	2	86	1-0-0	3	34	0	2.08	.912

## Goals By Period

PANTHERS						FLYERS					
	1st	2nd	3rd	OT	Total		1st	2nd	3rd	OT	Total
Goals	4	3	4	0	11	Goals	5	6	1	0	12

## Shots By Period

PANTHERS						FLYERS					
	1st	2nd	3rd	OT	Total		1st	2nd	3rd	OT	Total
Shots	33	46	48	0	127	Shots	53	53	27	0	133

\* - Overtime \*\* - Shootout

# PHOENIX COYOTES

Jobing.com Arena  
 9400 West Maryland Ave. · Glendale, AZ 85305 · Phone: (623) 772-3200  
[www.phoenixcoyotes.com](http://www.phoenixcoyotes.com)

Arena: Jobing.com Arena  
 Capacity: 17,125  
 Entered NHL: 1979-80 (Winnipeg)



General Manager: Don Maloney  
 Head Coach: Dave Tippett  
 Associate Coach: Ulf Samuelsson  
 Assistant Coach: Doug Sulliman, Dave King

## at FLORIDA PANTHERS

Date	Score	W/Goal
------	-------	--------

## at PHOENIX COYOTES

Date	Score	W/Goal
Dec 4 '10	FLA 2 @ PHX 1	Michael Frolik **

### Individual Scoring

Player	GP	G	A	P	+/-	PIM	PP	SH	Player	GP	G	A	P	+/-	PIM	PP	SH
Michael Frolik	1	1	0	1	1	0	0	0	Martin Hanzal	1	1	0	1	0	2	1	0
David Booth	1	0	1	1	1	0	0	0	Ray Whitney	1	0	1	1	0	4	0	0
Bill Thomas	1	0	0	0	0	0	0	0	Keith Yandle	1	0	1	1	0	0	0	0
Kenndal McArdle	1	0	0	0	0	0	0	0	Lauri Korpikoski	1	0	0	0	0	0	0	0
Michael Santorelli	1	0	0	0	0	0	0	0	Lee Stempniak	1	0	0	0	0	0	0	0
Steve Bernier	1	0	0	0	0	0	0	0	Scottie Upshall	1	0	0	0	-1	0	0	0
Dennis Wideman	1	0	0	0	0	2	0	0	Vernon Fiddler	1	0	0	0	0	0	0	0
Stephen Weiss	1	0	0	0	1	0	0	0	Radim Vrbata	1	0	0	0	0	0	0	0
Darcy Hordichuk	1	0	0	0	0	0	0	0	Nolan Yonkman	1	0	0	0	-1	0	0	0
Mike Weaver	1	0	0	0	1	0	0	0	Taylor Pyatt	1	0	0	0	0	0	0	0
Steven Reinprecht	1	0	0	0	0	0	0	0	Eric Belanger	1	0	0	0	0	0	0	0
Marty Reasoner	1	0	0	0	0	2	0	0	Derek Morris	1	0	0	0	0	0	0	0
Radek Dvorak	1	0	0	0	0	0	0	0	Shane Doan	1	0	0	0	-1	0	0	0
Dmitry Kulikov	1	0	0	0	0	0	0	0	Ed Jovanovski	1	0	0	0	0	0	0	0
Bryan McCabe	1	0	0	0	0	0	0	0	Adrian Aucoin	1	0	0	0	0	0	0	0
Jason Garrison	1	0	0	0	1	0	0	0	Kyle Turris	1	0	0	0	-1	0	0	0
Keaton Ellerby	1	0	0	0	0	2	0	0	David Schlemko	1	0	0	0	-1	0	0	0
Shawn Matthias	1	0	0	0	0	0	0	0	Wojtek Wolski	1	0	0	0	0	0	0	0

Power Play 0 - 4 0% / Penalty Kill 2 - 3 66.7%

Power Play 1 - 3 33.3% / Penalty Kill 4 - 4 100%

### Goaltending

PANTHERS										COYOTES									
Goalie	GP	Min	W-L-OT	GA	SA	SV	GAA	SV%	Goalie	GP	Min	W-L-OT	GA	SA	SV	GAA	SV%		
Scott Clemmensen	1	64	1-0-0	1	41	0	.920	.976	Ilya Bryzgalov	1	64	0-0-1	1	37	0	0.93	.973		

### Goals By Period

PANTHERS						COYOTES					
	1st	2nd	3rd	OT	Total		1st	2nd	3rd	OT	Total
Goals	0	1	0	0	1	Goals	0	1	0	0	1

### Shots By Period

PANTHERS						COYOTES					
	1st	2nd	3rd	OT	Total		1st	2nd	3rd	OT	Total
Shots	8	16	7	6	37	Shots	11	12	13	5	41

\* - Overtime \*\* - Shootout

# PITTSBURGH PENGUINS

CONSOL Energy Center  
1001 Fifth Avenue · Pittsburgh, PA 15219 · Phone: (412) 642-1800  
www.pittsburghpenguins.com



Arena: CONSOL Energy Center  
Capacity: 18,080  
Entered NHL: 1967-68

Co-Owner & Chairman: Mario Lemieux  
Executive Vice President & General Manager: Ray Shero  
Head Coach: Dan Bylsma  
Assistant Coaches: Tony Granato, Todd Reirden

## at FLORIDA PANTHERS

Date	Score	W/Goal
Nov 22 '10	PIT 3 @ FLA 2	Chris Conner
Apr 2 '11	PIT 4 @ FLA 2	Zbynek Michalek

## at PITTSBURGH PENGUINS

Date	Score	W/Goal
Dec 22 '10	FLA 2 @ PIT 5	Matt Cooke
Mar 27 '11	FLA 1 @ PIT 2	Alex Kovalev **

## Individual Scoring

Player	GP	G	A	P	+/-	PIM	PP	SH	Player	GP	G	A	P	+/-	PIM	PP	SH
Bryan McCabe	2	2	0	2	-2	0	0	0	Ben Lovejoy	4	2	1	3	3	5	0	0
Bill Thomas	2	0	2	2	2	0	0	0	Sidney Crosby	2	2	1	3	1	0	1	0
Darcy Hordichuk	4	0	2	2	2	5	0	0	Tyler Kennedy	4	1	2	3	1	4	0	0
Mike Weaver	4	0	2	2	2	2	0	0	Chris Conner	4	1	2	3	-1	0	0	0
Michael Frolik	2	0	2	2	0	0	0	0	Chris Kunitz	4	0	3	3	1	2	0	0
Jack Skille	1	1	0	1	-1	0	0	0	Jordan Staal	2	0	3	3	2	0	0	0
Ryan Carter	2	1	0	1	1	4	0	0	Pascal Dupuis	4	2	0	2	-1	0	0	0
Stephen Weiss	3	1	0	1	-1	2	0	0	Zbynek Michalek	4	1	1	2	3	0	0	0
Cory Stillman	1	1	0	1	1	0	0	0	Mark Letestu	3	1	1	2	2	0	0	0
Clay Wilson	1	1	0	1	0	2	0	0	Kris Letang	4	1	1	2	1	4	1	0
David Booth	4	0	1	1	0	2	0	0	Evgeni Malkin	2	0	2	2	1	0	0	0
Alexander Sulzer	1	0	1	1	0	0	0	0	Maxime Talbot	4	0	2	2	2	0	0	0
Sergei Samsonov	2	0	1	1	-1	0	0	0	Paul Martin	4	0	2	2	3	0	0	0
Marty Reasoner	4	0	1	1	-4	2	0	0	Matt Cooke	2	1	0	1	1	0	0	0
Dmitry Kulikov	4	0	1	1	-1	2	0	0	Craig Adams	4	1	0	1	0	4	0	0
Jason Garrison	4	0	1	1	2	0	0	0	James Neal	2	0	1	1	2	0	0	0
Michael Santorelli	4	0	0	0	-2	2	0	0	Alexei Kovalev	2	0	1	1	2	2	0	0
Keaton Ellerby	2	0	0	0	-2	0	0	0	Alex Goligoski	2	0	0	0	0	0	0	0
Christopher Higgins	2	0	0	0	-1	0	0	0	Brooks Orpik	4	0	0	0	-1	4	0	0
Nicklas Bergfors	2	0	0	0	-3	0	0	0	Matt Niskanen	2	0	0	0	0	4	0	0
Dennis Wideman	2	0	0	0	-4	0	0	0	Eric Godard	1	0	0	0	0	2	0	0
Patrick Rissmiller	1	0	0	0	0	0	0	0	Mike Comrie	2	0	0	0	-1	0	0	0
Joe Callahan	2	0	0	0	-1	0	0	0	Mike Rupp	3	0	0	0	-1	5	0	0
Bryan Allen	2	0	0	0	-2	0	0	0	Arron Asham	3	0	0	0	1	0	0	0
Evgeni Dadonov	3	0	0	0	-5	2	0	0									
Steve Bernier	3	0	0	0	0	0	0	0									
Radek Dvorak	1	0	0	0	0	0	0	0									
Steven Reinprecht	1	0	0	0	1	0	0	0									
Michal Repik	3	0	0	0	-1	2	0	0									
Shawn Matthias	2	0	0	0	-2	5	0	0									

Power Play 0 - 12.0% / Penalty Kill 9 - 11 81.8%

Power Play 2 - 11 18.2% / Penalty Kill 12 - 12 100%

## Goaltending

PANTHERS								PENGUINS									
Goalie	GP	Min	W-L-OT	GA	SA	SO	GAA	SV%	Goalie	GP	Min	W-L-OT	GA	SA	SO	GAA	SV%
Scott Clemmensen	3	112	0-1-1	4	56	0	2.13	.929	Marc-Andre Fleury	3	144	2-0-0	4	83	0	1.66	.952
Tomas Vokoun	3	129	0-2-0	7	64	0	3.25	.891	Brent Johnson	2	99	2-0-0	3	51	0	1.80	.941

## Goals By Period

PANTHERS						PENGUINS					
	1st	2nd	3rd	OT	Total		1st	2nd	3rd	OT	Total
Goals	4	2	1	0	7	Goals	6	3	4	0	13

## Shots By Period

PANTHERS						PENGUINS					
	1st	2nd	3rd	OT	Total		1st	2nd	3rd	OT	Total
Shots	44	41	43	2	130	Shots	48	28	42	4	122

\* - Overtime \*\* - Shootout



# ST. LOUIS BLUES

Scottrade Center  
 1401 Clark Avenue · St. Louis, MO 63103 · Phone: (314) 622-2500  
[www.stlouisblues.com](http://www.stlouisblues.com)

Arena: Scottrade Center  
 Capacity: 19,150  
 Entered NHL: 1967-68



Chairman & Governor: David W. Checketts  
 Executive Vice President & General Manager: Doug Amrstrong  
 Head Coach: Davis Payne  
 Assistant Coaches: Ray Bennett, Brad Shaw, Scott Mellanby

## at FLORIDA PANTHERS

Date	Score	W/Goal
Feb 8 '11	STL 2 @ FLA 1	Matt D'Agostini

## at ST. LOUIS BLUES

Date	Score	W/Goal
------	-------	--------

### Individual Scoring

Player	GP	G	A	P	+/-	PIM	PP	SH	Player	GP	G	A	P	+/-	PIM	PP	SH
Dennis Wideman	1	1	0	1	-1	4	1	0	Matt D'Agostini	1	1	0	1	1	0	0	0
Stephen Weiss	1	0	1	1	-1	0	0	0	David Backes	1	1	0	1	1	0	0	0
Michael Frolik	1	0	1	1	0	2	0	0	Brad Boyes	1	0	1	1	1	0	0	0
Darcy Hordichuk	1	0	0	0	0	0	0	0	Andy McDonald	1	0	1	1	1	0	0	0
Mike Weaver	1	0	0	0	0	0	0	0	Barret Jackman	1	0	1	1	2	0	0	0
Bryan Allen	1	0	0	0	-1	5	0	0	Vladimir Sobotka	1	0	1	1	1	4	0	0
Marty Reasoner	1	0	0	0	0	0	0	0	Jay McClement	1	0	0	0	0	0	0	0
Scott Timmins	1	0	0	0	0	0	0	0	Brad Winchester	1	0	0	0	1	2	0	0
Radek Dvorak	1	0	0	0	0	0	0	0	Alex Pietrangelo	1	0	0	0	2	0	0	0
Dmitry Kulikov	1	0	0	0	-1	0	0	0	Eric Brewer	1	0	0	0	0	0	0	0
Jason Garrison	1	0	0	0	0	2	0	0	Patrik Berglund	1	0	0	0	0	0	0	0
Keaton Ellerby	1	0	0	0	-1	0	0	0	Erik Johnson	1	0	0	0	0	0	0	0
Michal Repik	1	0	0	0	-1	0	0	0	T.J. Oshie	1	0	0	0	0	0	0	0
Michael Santorelli	1	0	0	0	-1	0	0	0	Roman Polak	1	0	0	0	0	2	0	0
David Booth	1	0	0	0	-2	0	0	0	Nikita Nikitin	1	0	0	0	0	0	0	0
Rostislav Olesz	1	0	0	0	0	0	0	0	Brandon Crombeen	1	0	0	0	0	5	0	0
Steve Bernier	1	0	0	0	-1	2	0	0	Alex Steen	1	0	0	0	0	0	0	0
Christopher Higgins	1	0	0	0	0	0	0	0	Cam Janssen	1	0	0	0	0	0	0	0

Power Play 1 - 5 20% / Penalty Kill 5 - 5 100%

Power Play 0 - 5 0% / Penalty Kill 4 - 5 80%

### Goaltending

PANTHERS										BLUES									
Goalie	GP	Min	W-L-OT	GA	SA	SV	GAA	SV%	Goalie	GP	Min	W-L-OT	GA	SA	SV	GAA	SV%		
Tomas Vokoun	1	58	0-1-0	2	28	0	2.05	.929	Jaroslav Halak	1	59	1-0-0	1	31	0	1.01	.968		

### Goals By Period

PANTHERS						BLUES					
	1st	2nd	3rd	OT	Total		1st	2nd	3rd	OT	Total
Goals	1	0	0	0	1	Goals	0	1	1	0	2

### Shots By Period

PANTHERS						BLUES					
	1st	2nd	3rd	OT	Total		1st	2nd	3rd	OT	Total
Shots	11	11	9	0	31	Shots	7	14	7	0	28

\* - Overtime \*\* - Shootout

# SAN JOSE SHARKS

HP Pavilion at San Jose  
 525 W. Santa Clara St. · San Jose, CA 95113 · Phone: (408) 287-7070  
[www.sjsharks.com](http://www.sjsharks.com)



Arena: HP Pavilion at San Jose  
 Capacity: 17,496  
 Entered NHL: 1991-92

President & Chief Executive Officer: Greg Jamison  
 Executive Vice President & General Manager: Doug Wilson  
 Head Coach: Todd McLellan  
 Assistant Coaches: Matt Shaw, Jay Woodcroft, Trent Yawney

## at FLORIDA PANTHERS

Date	Score	W/Goal
Feb 13 '11	SJS 2 @ FLA 3	Jason Garrison

## at SAN JOSE SHARKS

Date	Score	W/Goal
------	-------	--------

### Individual Scoring

Player	GP	G	A	P	+/-	PIM	PP	SH	Player	GP	G	A	P	+/-	PIM	PP	SH
Christopher Higgins	1	1	1	2	1	0	0	0	Joe Pavelski	1	1	1	2	2	2	0	0
Marty Reasoner	1	0	2	2	1	0	0	0	Torrey Mitchell	1	0	2	2	1	2	0	0
Jason Garrison	1	1	0	1	1	0	0	0	Kent Huskins	1	1	0	1	1	0	0	0
Michael Santorelli	1	1	0	1	1	0	0	0	Dany Heatley	1	0	1	1	1	0	0	0
Dennis Wideman	1	0	1	1	2	0	0	0	Ben Eager	1	0	0	0	0	0	0	0
Cory Stillman	1	0	1	1	1	0	0	0	Ryane Clowe	1	0	0	0	0	0	0	0
Keaton Ellerby	1	0	1	1	-1	0	0	0	Kyle Wellwood	1	0	0	0	0	0	0	0
David Booth	1	0	0	0	0	0	0	0	Niclas Wallin	1	0	0	0	-2	0	0	0
Rostislav Olesz	1	0	0	0	1	0	0	0	Douglas Murray	1	0	0	0	0	2	0	0
Steve Bernier	1	0	0	0	-1	0	0	0	Dan Boyle	1	0	0	0	-1	0	0	0
Joe Callahan	1	0	0	0	-2	0	0	0	Patrick Marleau	1	0	0	0	-2	0	0	0
Stephen Weiss	1	0	0	0	0	0	0	0	Joe Thornton	1	0	0	0	-3	0	0	0
Darcy Hordichuk	1	0	0	0	0	0	0	0	Scott Nichol	1	0	0	0	0	0	0	0
Mike Weaver	1	0	0	0	2	2	0	0	Jason Demers	1	0	0	0	-1	0	0	0
Bryan Allen	1	0	0	0	0	17	0	0	Jamal Mayers	1	0	0	0	0	7	0	0
Radek Dvorak	1	0	0	0	0	0	0	0	Logan Couture	1	0	0	0	0	0	0	0
Scott Timmins	1	0	0	0	-1	0	0	0	Marc-Edouard Vlasic	1	0	0	0	1	0	0	0
Jack Skille	1	0	0	0	0	0	0	0	Devin Setoguchi	1	0	0	0	-2	0	0	0

Power Play 0 - 3 0% / Penalty Kill 1 - 1 100%

Power Play 0 - 1 0% / Penalty Kill 3 - 3 100%

### Goaltending

PANTHERS									SHARKS								
Goalie	GP	Min	W-L-OT	GA	SA	SV	GAA	SV%	Goalie	GP	Min	W-L-OT	GA	SA	SV	GAA	SV%
Tomas Vokoun	1	60	1-0-0	2	30	0	2.00	.933	Antti Niemi	1	58	0-1-0	3	22	0	3.06	.864

### Goals By Period

PANTHERS						SHARKS					
	1st	2nd	3rd	OT	Total		1st	2nd	3rd	OT	Total
Goals	0	1	2	0	3	Goals	1	0	1	0	2

### Shots By Period

PANTHERS						SHARKS					
	1st	2nd	3rd	OT	Total		1st	2nd	3rd	OT	Total
Shots	4	7	11	0	22	Shots	10	11	9	0	30

\* - Overtime \*\* - Shootout

# TAMPA BAY LIGHTNING

St. Pete Times Forum  
401 Channelside Drive · Tampa, FL 33602 · Phone: (813) 301-6500  
www.tampabaylightning.com

Arena: St. Pete Times Forum  
Capacity: 19,758  
Entered NHL: 1991-92



Chairman and Governor: Jeff Vinik  
Vice President & General Manager: Steve Yzerman  
Head Coach: Guy Boucher  
Assistant Coach: Wayne Fleming, Dan Lacroix, Martin Raymond

## at FLORIDA PANTHERS

Date	Score	W/Goal
Oct 16 '10	TBL 0 @ FLA 6	Cory Stillman
Jan 21 '11	TBL 2 @ FLA 1	Dominic Moore **
Mar 12 '11	TBL 3 @ FLA 4	Jason Garrison *

## at TAMPA BAY LIGHTNING

Date	Score	W/Goal
Nov 27 '10	FLA 4 @ TBL 3	Stephen Weiss **
Feb 19 '11	FLA 3 @ TBL 2	Michael Santorelli **
Apr 8 '11	FLA 2 @ TBL 4	Vincent Lecavalier

## Individual Scoring

Player	GP	G	A	P	+/-	PIM	PP	SH	Player	GP	G	A	P	+/-	PIM	PP	SH
Michael Santorelli	6	2	5	7	4	0	1	0	Steven Stamkos	6	1	4	5	-1	2	1	0
David Booth	6	4	1	5	3	6	1	0	Martin St Louis	6	0	5	5	-3	0	0	0
Bryan McCabe	3	0	5	5	3	2	0	0	Vincent Lecavalier	5	3	1	4	-2	0	2	0
Jason Garrison	6	2	2	4	5	6	0	0	Ryan Malone	4	1	3	4	-2	2	0	0
Cory Stillman	4	2	1	3	2	2	0	0	Steve Downie	5	1	2	3	1	2	0	0
Rostislav Olesz	3	1	2	3	2	0	0	0	Simon Gagne	5	1	2	3	0	6	1	0
Shawn Matthias	4	1	2	3	3	2	0	0	Sean Bergenheim	6	2	0	2	-1	6	0	0
Stephen Weiss	5	0	3	3	0	4	0	0	Teddy Purcell	6	1	1	2	0	0	1	0
Radek Dvorak	4	1	1	2	2	2	0	1	Pavel Kubina	5	1	0	1	-3	2	1	0
Dmitry Kulikov	4	1	1	2	1	0	0	0	Marc-Andre Bergeron	3	1	0	1	-1	2	0	0
Dennis Wideman	4	1	1	2	-1	2	1	0	Dana Tyrell	5	1	0	1	0	2	0	0
Evgeni Dadonov	2	0	2	2	2	0	0	0	Mattias Ritola	3	0	1	1	-4	0	0	0
Nicklas Bergfors	2	1	0	1	0	2	0	0	Randy Jones	4	0	1	1	-4	0	0	0
Ryan Carter	1	1	0	1	1	0	0	0	Dominic Moore	6	0	1	1	-5	8	0	0
Steven Reinprecht	2	1	0	1	1	0	0	0	Adam Hall	6	0	1	1	-1	2	0	0
Marty Reasoner	6	0	1	1	2	4	0	0	Victor Hedman	5	0	0	0	-2	4	0	0
Steve Bernier	4	0	1	1	2	0	0	0	Brett Clark	6	0	0	0	-3	4	0	0
Keaton Ellerby	5	0	1	1	-1	2	0	0	Michael Vernace	1	0	0	0	-1	0	0	0
Joe Callahan	3	0	1	1	2	2	0	0	Mike Lundin	5	0	0	0	-2	2	0	0
Mike Weaver	6	0	1	1	6	4	0	0	Nate Thompson	6	0	0	0	-3	4	0	0
Jack Skille	2	0	0	0	1	0	0	0	Eric Brewer	3	0	0	0	2	0	0	0
Scott Timmins	1	0	0	0	0	0	0	0	Blair Jones	2	0	0	0	-1	0	0	0
Patrick Rissmiller	1	0	0	0	0	0	0	0	Mattias Ohlund	5	0	0	0	-2	6	0	0
Christopher Higgins	3	0	0	0	-1	2	0	0									
Michal Repik	3	0	0	0	-1	2	0	0									
Darcy Hordichuk	3	0	0	0	0	2	0	0									
Michael Frolik	3	0	0	0	0	2	0	0									
Bill Thomas	2	0	0	0	0	2	0	0									
Bryan Allen	3	0	0	0	-1	0	0	0									
Clay Wilson	3	0	0	0	2	4	0	0									
Sergei Samsonov	2	0	0	0	1	0	0	0									
Tim Kennedy	2	0	0	0	0	0	0	0									

Power Play 3 - 27 11.1% / Penalty Kill 22 - 28 78.6%

Power Play 6 - 28 21.4% / Penalty Kill 24 - 27 88.9%

## Goaltending

PANTHERS									LIGHTNING								
Goalie	GP	Min	W-L-OT	GA	SA	SO	GAA	SV%	Goalie	GP	Min	W-L-OT	GA	SA	SO	GAA	SV%
Tomas Vokoun	3	189	2-0-1	4	87	1	1.26	.954	Dwayne Roloson	1	59	1-0-0	2	25	0	2.00	.920
Scott Clemmensen	3	188	2-1-0	9	107	0	2.87	.916	Dan Ellis	4	210	1-1-2	9	98	0	2.57	.908
									Mike Smith	2	109	0-0-1	7	50	0	3.84	.860

## Goals By Period

PANTHERS						LIGHTNING					
	1st	2nd	3rd	OT	Total		1st	2nd	3rd	OT	Total
Goals	6	3	8	1	18	Goals	5	4	4	0	13

## Shots By Period

PANTHERS						LIGHTNING					
	1st	2nd	3rd	OT	Total		1st	2nd	3rd	OT	Total
Shots	56	54	49	14	173	Shots	56	67	65	4	192

\* - Overtime \*\* - Shootout

# TORONTO MAPLE LEAFS

Air Canada Centre  
40 Bay St., Suite 400 · Toronto, Ontario, Canada M5J 2X2 · Phone: (416) 815-5700  
www.mapleleafs.com



Arena: Air Canada Centre  
Capacity: 18,819  
Entered NHL: 1917-18

Chairman of the Board: Lawrence M. Tanenbaum  
President, General Manager & Alternate Governor: Brian Burke  
Head Coach: Ron Wilson  
Assistant Coaches: Keith Acton, Tim Hunter, Rob Zettler

## at FLORIDA PANTHERS

Date	Score	W/Goal
Nov 10 '10	TOR 1 @ FLA 4	Steven Reinprecht
Mar 17 '11	TOR 0 @ FLA 4	Sergei Samsonov

## at TORONTO MAPLE LEAFS

Date	Score	W/Goal
Oct 26 '10	FLA 1 @ TOR 3	Colton Orr
Feb 1 '11	FLA 3 @ TOR 4	Colby Armstrong **

## Individual Scoring

Player	GP	G	A	P	+/-	PIM	PP	SH	Player	GP	G	A	P	+/-	PIM	PP	SH
Stephen Weiss	4	2	3	5	2	0	1	0	Mikhail Grabovski	4	2	1	3	1	2	1	0
Michael Frolik	3	1	2	3	1	2	1	0	Nikolai Kulemin	4	1	2	3	1	4	0	0
Dmitry Kulikov	4	0	3	3	1	2	0	0	Kris Versteeg	3	1	1	2	2	0	0	0
Dennis Wideman	3	1	1	2	-2	4	1	0	Clarke MacArthur	4	0	2	2	0	2	0	0
Sergei Samsonov	1	1	1	2	1	0	0	0	Colton Orr	2	1	0	1	1	0	0	0
Bryan Allen	3	1	1	2	0	2	0	0	Tyler Bozak	4	1	0	1	-2	2	1	0
Keaton Ellerby	3	1	1	2	0	2	0	0	Philip Kessel	4	1	0	1	-1	2	0	0
Shawn Matthias	1	1	1	2	2	0	0	0	Dion Phaneuf	3	0	1	1	0	2	0	0
Cory Stillman	2	1	1	2	-1	0	1	0	Tim Brent	4	0	1	1	1	2	0	0
Steven Reinprecht	2	1	0	1	0	2	1	0	Colby Armstrong	2	0	1	1	1	0	0	0
Michael Santorelli	4	1	0	1	-3	0	1	0	Fredrik Sjostrom	3	0	1	1	-1	0	0	0
David Booth	4	1	0	1	-4	0	1	0	Tomas Kaberle	3	0	1	1	3	0	0	0
Ryan Carter	1	0	1	1	1	5	0	0	Luke Schenn	4	0	1	1	1	0	0	0
Christopher Higgins	3	0	1	1	1	0	0	0	Nazem Kadri	1	0	0	0	0	0	0	0
Nicklas Bergfors	1	0	1	1	1	0	0	0	Brett Lebda	3	0	0	0	-2	0	0	0
Mike Weaver	4	0	1	1	2	0	0	0	Keith Aulie	1	0	0	0	-1	5	0	0
Bryan McCabe	2	0	1	1	-1	4	0	0	Matt Lashoff	1	0	0	0	-1	0	0	0
Jason Garrison	3	0	1	1	0	2	0	0	Joffrey Lupul	1	0	0	0	0	0	0	0
Michal Repik	1	0	1	1	0	4	0	0	Darryl Boyce	2	0	0	0	1	0	0	0
Rostislav Olesz	3	0	0	0	-3	0	0	0	Jay Rosehill	1	0	0	0	0	2	0	0
Steve Bernier	3	0	0	0	0	0	0	0	Joseph Crabb	2	0	0	0	-2	2	0	0
Clay Wilson	1	0	0	0	0	0	0	0	Mike Komisarek	3	0	0	0	0	2	0	0
Mike Duco	1	0	0	0	0	5	0	0	Christian Hanson	1	0	0	0	0	2	0	0
Patrick Rissmiller	1	0	0	0	0	0	0	0	Carl Gunnarsson	3	0	0	0	-1	0	0	0
Darcy Hordichuk	4	0	0	0	0	2	0	0	Mike Zigomanis	1	0	0	0	0	2	0	0
Joe Callahan	1	0	0	0	1	0	0	0	John Mitchell	1	0	0	0	-1	0	0	0
Scott Timmins	1	0	0	0	0	2	0	0	Francois Beauchemin	3	0	0	0	1	2	0	0
Evgeni Dadonov	1	0	0	0	1	0	0	0	Mike Brown	4	0	0	0	-2	5	0	0
Marty Reasoner	4	0	0	0	1	0	0	0									
Radek Dvorak	3	0	0	0	-1	2	0	0									

Power Play 7 - 14 50% / Penalty Kill 14 - 16 87.5%

Power Play 2 - 16 12.5% / Penalty Kill 7 - 14 50%

## Goaltending

PANTHERS								MAPLE LEAFS									
Goalie	GP	Min	W-L-OT	GA	SA	SV	GAA	SV%	Goalie	GP	Min	W-L-OT	GA	SA	SV	GAA	SV%
Tomas Vokoun	1	60	1-0-0	1	33	0	1.00	.970	Jean-Sebastien Giguere	3	182	2-1-0	7	80	0	2.30	.913
Scott Clemmensen	3	183	1-1-1	6	76	1	1.96	.921	Jonas Gustavsson	1	59	0-1-0	4	28	0	4.00	.857

## Goals By Period

PANTHERS						MAPLE LEAFS					
Goals	1st	2nd	3rd	OT	Total	Goals	1st	2nd	3rd	OT	Total
Goals	2	6	4	0	12	Goals	3	1	3	0	7

## Shots By Period

PANTHERS						MAPLE LEAFS					
Shots	1st	2nd	3rd	OT	Total	Shots	1st	2nd	3rd	OT	Total
Shots	29	45	35	0	109	Shots	34	33	39	3	109

\* - Overtime \*\* - Shootout

# VANCOUVER CANUCKS

Rogers Arena  
800 Griffiths Way · Vancouver, BC, Canada V6B 6G1 · Phone: (604) 899-4600  
www.canucks.com

Arena: Rogers Arena  
Capacity: 18,630  
Entered NHL: 1970-71

Chairman & Governor: Francesco Aquilini  
President, General Manager & Alternate Governor: Michael D. Gillis  
Head Coach: Alain Vigneault  
Associate Coach: Rick Bowness  
Assistant Coach: Newell Brown



## at FLORIDA PANTHERS

Date	Score	W/Goal
------	-------	--------

## at VANCOUVER CANUCKS

Date	Score	W/Goal
Oct 11 '10	FLA 1 @ VAN 2	Daniel Sedin

### Individual Scoring

Player	GP	G	A	P	+/-	PIM	PP	SH	Player	GP	G	A	P	+/-	PIM	PP	SH
Rostislav Olesz	1	1	0	1	1	0	0	0	Daniel Sedin	1	2	0	2	1	0	0	0
Cory Stillman	1	0	1	1	0	0	0	0	Mikael Samuelsson	1	0	2	2	1	2	0	0
Michael Santorelli	1	0	1	1	1	0	0	0	Henrik Sedin	1	0	2	2	1	2	0	0
Radek Dvorak	1	0	0	0	-1	0	0	0	Manny Malhotra	1	0	0	0	0	0	0	0
Bryan McCabe	1	0	0	0	0	0	0	0	Mason Raymond	1	0	0	0	0	0	0	0
Dmitry Kulikov	1	0	0	0	0	0	0	0	Jannik Hansen	1	0	0	0	0	0	0	0
Jason Garrison	1	0	0	0	-1	0	0	0	Peter Schaefer	1	0	0	0	0	0	0	0
Shawn Matthias	1	0	0	0	-1	0	0	0	Alexander Edler	1	0	0	0	0	0	0	0
Michael Frolik	1	0	0	0	0	0	0	0	Tanner Glass	1	0	0	0	0	0	0	0
David Booth	1	0	0	0	0	0	0	0	Guillaume Desbiens	1	0	0	0	0	0	0	0
Steve Bernier	1	0	0	0	-1	0	0	0	Jeff Tambellini	1	0	0	0	0	0	0	0
Christopher Higgins	1	0	0	0	0	0	0	0	Ryan Kesler	1	0	0	0	0	0	0	0
Dennis Wideman	1	0	0	0	0	0	0	0	Keith Ballard	1	0	0	0	0	0	0	0
Stephen Weiss	1	0	0	0	0	0	0	0	Andrew Alberts	1	0	0	0	0	2	0	0
Darcy Hordichuk	1	0	0	0	-1	0	0	0	Kevin Bieksa	1	0	0	0	1	0	0	0
Mike Weaver	1	0	0	0	-1	0	0	0	Christian Ehrhoff	1	0	0	0	0	0	0	0
Bryan Allen	1	0	0	0	0	0	0	0	Dan Hamhuis	1	0	0	0	1	0	0	0
Marty Reasoner	1	0	0	0	-1	0	0	0	Raffi Torres	1	0	0	0	0	0	0	0

Power Play 0 - 3 0% / Penalty Kill 0 - 0 NA

Power Play 0 - 0 NA / Penalty Kill 3 - 3 100%

### Goaltending

PANTHERS									CANUCKS								
Goalie	GP	Min	W-L-OT	GA	SA	SV	GAA	SV%	Goalie	GP	Min	W-L-OT	GA	SA	SV	GAA	SV%
Tomas Vokoun	1	58	0-1-0	2	35	0	2.04	.943	Roberto Luongo	1	60	1-0-0	1	42	0	1	.976

### Goals By Period

PANTHERS						CANUCKS					
	1st	2nd	3rd	OT	Total		1st	2nd	3rd	OT	Total
Goals	0	1	0	0	1	Goals	1	0	1	0	2

### Shots By Period

PANTHERS						CANUCKS					
	1st	2nd	3rd	OT	Total		1st	2nd	3rd	OT	Total
Shots	13	10	19	0	42	Shots	12	11	12	0	35

\* - Overtime \*\* - Shootout

# WASHINGTON CAPITALS

Verizon Center  
601 F Street NW · Washington DC 20004 · Phone: (202) 266-2200  
www.washingtoncaps.com



Arena: Verizon Center  
Capacity: 18,277  
Entered NHL: 1974-75

Chairman & Majority Owner: Ted Leonsis  
President & Owner: Dick Patrick  
Vice President & General Manager: George McPhee  
Head Coach: Bruce Boudreau  
Assistant Coaches: Dean Evason, Blaine Forsythe, Bob Woods

### at FLORIDA PANTHERS

Date	Score	W/Goal
Jan 11 '11	WSH 3 @ FLA 4	Dennis Wideman *
Mar 6 '11	WSH 3 @ FLA 2	Alexander Semin *
Apr 9 '11	WSH 4 @ FLA 1	Bill Thomas

### at WASHINGTON CAPITALS

Date	Score	W/Goal
Dec 9 '10	FLA 3 @ WSH 0	Michael Frolik
Jan 8 '11	FLA 2 @ WSH 3	Alex Ovechkin
Apr 6 '11	FLA 2 @ WSH 5	Sean Collins

### Individual Scoring

Player	GP	G	A	P	+/-	PIM	PP	SH	Player	GP	G	A	P	+/-	PIM	PP	SH
Stephen Weiss	5	0	7	7	-1	2	0	0	Alex Ovechkin	6	2	5	7	2	0	0	0
Michael Santorelli	6	4	1	5	0	6	2	0	Nicklas Backstrom	6	1	4	5	3	6	0	0
David Booth	6	3	2	5	-2	8	3	0	Mike Knuble	6	2	2	4	4	6	1	0
Dennis Wideman	3	1	2	3	0	0	1	0	Marcus Johansson	6	2	1	3	1	0	0	0
Dmitry Kulikov	6	0	3	3	2	0	0	0	Mike Green	3	1	2	3	2	4	1	0
Bill Thomas	3	2	0	2	2	2	0	0	Matt Hendricks	6	1	2	3	0	14	0	0
Marty Reasoner	6	1	1	2	-1	2	0	0	Brooks Laich	6	0	3	3	0	4	0	0
Sergei Samsonov	3	0	2	2	-1	0	0	0	Eric Fehr	5	1	1	2	1	0	0	0
Cory Stillman	2	0	2	2	0	2	0	0	Boyd Gordon	4	1	1	2	1	4	0	0
Steve Bernier	5	1	0	1	-1	2	0	0	Sean Collins	2	1	0	1	1	0	0	0
Evgeni Dadonov	5	1	0	1	-2	4	0	0	Alexander Semin	4	1	0	1	1	0	0	0
Michael Frolik	3	1	0	1	-1	4	0	0	Jason Chimera	6	1	0	1	-3	2	1	0
Jason Garrison	6	0	1	1	-3	0	0	0	Karl Alzner	6	0	1	1	1	2	0	0
Patrick Rissmiller	1	0	1	1	1	0	0	0	Mathieu Perreault	3	0	1	1	0	4	0	0
Michal Repik	3	0	1	1	0	2	0	0	Brian Willsie	1	0	1	1	0	0	0	0
Steven Reinprecht	1	0	1	1	1	0	0	0	Jeff Schultz	4	0	1	1	0	0	0	0
Clay Wilson	3	0	1	1	0	0	0	0	John Carlson	6	0	1	1	2	6	0	0
Tim Kennedy	2	0	1	1	1	0	0	0	Dennis Wideman	1	0	0	0	1	2	0	0
Radek Dvorak	2	0	1	1	1	2	0	0	Tyler Sloan	2	0	0	0	0	4	0	0
Bryan McCabe	3	0	1	1	1	2	0	0	Matt Bradley	3	0	0	0	0	0	0	0
Scott Timmins	1	0	0	0	0	0	0	0	David Steckel	3	0	0	0	0	0	0	0
Rostislav Olesz	2	0	0	0	1	0	0	0	Marco Sturm	2	0	0	0	-1	0	0	0
Keaton Ellerby	4	0	0	0	-1	0	0	0	Jason Arnott	1	0	0	0	0	0	0	0
Joe Callahan	3	0	0	0	0	0	0	0	John Erskine	5	0	0	0	-2	4	0	0
Ryan Carter	1	0	0	0	0	2	0	0	Jay Beagle	4	0	0	0	0	2	0	0
Darcy Hordichuk	4	0	0	0	-1	0	0	0	Scott Hannan	5	0	0	0	1	2	0	0
Shawn Matthias	4	0	0	0	-2	0	0	0	Tom Poti	2	0	0	0	-1	2	0	0
Mike Weaver	6	0	0	0	-5	6	0	0									
Bryan Allen	2	0	0	0	0	2	0	0									
Nicklas Bergfors	3	0	0	0	0	0	0	0									
Kenndal McArdle	2	0	0	0	0	10	0	0									
Jack Skille	2	0	0	0	-2	0	0	0									

Power Play 3 - 22 13.6% / Penalty Kill 22 - 28 78.6%

Power Play 6 - 28 21.4% / Penalty Kill 19 - 22 86.4%

### Goaltending

PANTHERS								CAPITALS									
Goalie	GP	Min	W-L-OT	GA	SA	SV	GAA	SV%	Goalie	GP	Min	W-L-OT	GA	SA	SV	GAA	SV%
Tomas Vokoun	3	182	3-0-0	3	97	2	0.99	0.969	Semyon Varlamov	3	179	2-1-0	7	92	0	2.33	0.924
Scott Clemmensen	3	177	0-2-1	10	76	0	3.39	0.868	Michal Neuvirth	3	182	1-1-1	7	98	0	2.3	0.929

### Goals By Period

PANTHERS						CAPITALS					
Goals	1st	2nd	3rd	OT	Total	Goals	1st	2nd	3rd	OT	Total
Goals	4	2	7	1	14	Goals	3	5	5	1	14

### Shots By Period

PANTHERS						CAPITALS					
Shots	1st	2nd	3rd	OT	Total	Shots	1st	2nd	3rd	OT	Total
Shots	72	60	54	4	190	Shots	51	69	53	1	174

\* - Overtime \*\* - Shootout



## Take a walk on the sunny side of life.

The City of Sunrise Florida. Home to major corporations and businesses, safest and greenest communities and a shopping and recreational paradise. Shouldn't you be calling Sunrise home?

**Sunrise...where the good life never sets.**



[sunrisefl.gov](http://sunrisefl.gov)

# 2010-11 FINAL NHL STANDINGS & STATISTICS

## 2010-2011 Division Standings

### Eastern Conference

#### Atlantic Division

Team	Conf. Rank	Games Played	Wins	Losses	OT	Goals For	Goals Against	Points
y-PHILADELPHIA	2	82	47	23	12	259	223	106
x-PITTSBURGH	4	82	49	25	8	238	199	106
x-NY RANGERS	8	82	44	33	5	233	198	93
NEW JERSEY	11	82	38	39	5	174	209	81
NY ISLANDERS	14	82	30	39	13	229	264	73

#### Northeast Division

Team	Conf. Rank	Games Played	Wins	Losses	OT	Goals For	Goals Against	Points
y-BOSTON	3	82	46	25	11	246	195	103
x-MONTREAL	6	82	44	30	8	216	209	96
x-BUFFALO	7	82	43	29	10	245	229	96
TORONTO	10	82	37	34	11	218	251	85
OTTAWA	13	82	32	40	10	192	250	74

#### Southeast Division

Team	Conf. Rank	Games Played	Wins	Losses	OT	Goals For	Goals Against	Points
z-WASHINGTON	1	82	48	23	11	224	197	107
x-TAMPA BAY	5	82	46	25	11	247	240	103
CAROLINA	9	82	40	31	11	236	239	91
ATLANTA	12	82	34	36	12	223	269	80
FLORIDA	15	82	30	40	12	195	229	72

### Western Conference

#### Central Division

Team	Conf. Rank	Games Played	Wins	Losses	OT	Goals For	Goals Against	Points
y-DETROIT	3	82	47	25	10	261	241	104
x-NASHVILLE	5	82	44	27	11	219	194	99
x-CHICAGO	8	82	44	29	9	258	225	97
ST LOUIS	11	82	38	33	11	240	234	87
COLUMBUS	13	82	34	35	13	215	258	81

#### Northwest Division

Team	Conf. Rank	Games Played	Wins	Losses	OT	Goals For	Goals Against	Points
p-VANCOUVER	1	82	54	19	9	262	185	117
CALGARY	10	82	41	29	12	250	237	94
MINNESOTA	12	82	39	35	8	206	233	86
COLORADO	14	82	30	44	8	227	288	68
EDMONTON	15	82	25	45	12	193	269	62

#### Pacific Division

Team	Conf. Rank	Games Played	Wins	Losses	OT	Goals For	Goals Against	Points
y-SAN JOSE	2	82	48	25	9	248	213	105
x-ANAHEIM	4	82	47	30	5	239	235	99
x-PHOENIX	6	82	43	26	13	231	226	99
x-LOS ANGELES	7	82	46	30	6	219	198	98
DALLAS	9	82	42	29	11	227	233	95

Teams receive 2 points for a victory (W) 1 point for an overtime or shootout loss (OT), x - clinched playoff spot y - clinched division z - clinched conference



# 2010-11 FINAL NHL STANDINGS & STATISTICS

## 2010-2011 Conference & League Standings

### Eastern Conference

Team	Games Played	Wins	Losses	OT	Goals For	Goals Against	Points
z-WASHINGTON	82	48	23	11	224	197	107
y-PHILADELPHIA	82	47	23	12	259	223	106
y-BOSTON	82	46	25	11	246	195	103
x-PITTSBURGH	82	49	25	8	238	199	106
x-TAMPA BAY	82	46	25	11	247	240	103
x-MONTREAL	82	44	30	8	216	209	96
x-BUFFALO	82	43	29	10	245	229	96
x-NY RANGERS	82	44	33	5	233	198	93
CAROLINA	82	40	31	11	236	239	91
TORONTO	82	37	34	11	218	251	85
NEW JERSEY	82	38	39	5	174	209	81
ATLANTA	82	34	36	12	223	269	80
OTTAWA	82	32	40	10	192	250	74
NY ISLANDERS	82	30	39	13	229	264	73
FLORIDA	82	30	40	12	195	229	72

### Western Conference

Team	Games Played	Wins	Losses	OT	Goals For	Goals Against	Points
p-VANCOUVER	82	54	19	9	262	185	117
y-SAN JOSE	82	48	25	9	248	213	105
y-DETROIT	82	47	25	10	261	241	104
x-ANAHEIM	82	47	30	5	239	235	99
x-NASHVILLE	82	44	27	11	219	194	99
x-PHOENIX	82	43	26	13	231	226	99
x-LOS ANGELES	82	46	30	6	219	198	98
x-CHICAGO	82	44	29	9	258	225	97
DALLAS	82	42	29	11	227	233	95
CALGARY	82	41	29	12	250	237	94
ST LOUIS	82	38	33	11	240	234	87
MINNESOTA	82	39	35	8	206	233	86
COLUMBUS	82	34	35	13	215	258	81
COLORADO	82	30	44	8	227	288	68
EDMONTON	82	25	45	12	193	269	62

Teams receive 2 points for a victory (W) 1 point for an overtime or shootout loss (OT), x - clinched playoff spot y - clinched division z - clinched conference

## 2010-11 FINAL NHL STANDINGS & STATISTICS

### League Standings

Team	Games Played	Wins	Losses	OT	Goals For	Goals Against	Points
p-VANCOUVER	82	54	19	9	262	185	117
z-WASHINGTON	82	48	23	11	224	197	107
y-PHILADELPHIA	82	47	23	12	259	223	106
x-PITTSBURGH	82	49	25	8	238	199	106
y-SAN JOSE	82	48	25	9	248	213	105
y-DETROIT	82	47	25	10	261	241	104
y-BOSTON	82	46	25	11	246	195	103
x-TAMPA BAY	82	46	25	11	247	240	103
x-ANAHEIM	82	47	30	5	239	235	99
x-NASHVILLE	82	44	27	11	219	194	99
x-PHOENIX	82	43	26	13	231	226	99
x-LOS ANGELES	82	46	30	6	219	198	98
x-CHICAGO	82	44	29	9	258	225	97
x-MONTREAL	82	44	30	8	216	209	96
x-BUFFALO	82	43	29	10	245	229	96
DALLAS	82	42	29	11	227	233	95
CALGARY	82	41	29	12	250	237	94
x-NY RANGERS	82	44	33	5	233	198	93
CAROLINA	82	40	31	11	236	239	91
ST LOUIS	82	38	33	11	240	234	87
MINNESOTA	82	39	35	8	206	233	86
TORONTO	82	37	34	11	218	251	85
NEW JERSEY	82	38	39	5	174	209	81
COLUMBUS	82	34	35	13	215	258	81
ATLANTA	82	34	36	12	223	269	80
OTTAWA	82	32	40	10	192	250	74
NY ISLANDERS	82	30	39	13	229	264	73
FLORIDA	82	30	40	12	195	229	72
COLORADO	82	30	44	8	227	288	68
EDMONTON	82	25	45	12	193	269	62

Teams receive 2 points for a victory (W) 1 point for an overtime or shootout loss (OT), x - clinched playoff spot y - clinched division z - clinched conference

# 2010-11 FINAL NHL STANDINGS & STATISTICS

## 2010-2011 Division Standings with Records vs. Eastern Teams

### Eastern Conference vs. East

#### Atlantic Division

Team	Conf. Rank	Games Played	Wins	Losses	OT	Points	vs EAST	vs ATL	vs NE	vs SE
y-PHILADELPHIA	2	82	47	23	12	106	38-18-8	17-4-3	11-8-1	10-6-4
x-PITTSBURGH	4	82	49	25	8	106	38-21-5	12-9-3	12-6-2	14-6-0
x-NY RANGERS	8	82	44	33	5	93	33-26-5	14-9-1	11-7-2	8-10-2
NEW JERSEY	11	82	38	39	5	81	30-30-4	11-12-1	7-12-1	12-6-2
NY ISLANDERS	14	82	30	39	13	73	22-34-8	6-13-5	10-10-0	6-11-3

#### Northeast Division

Team	Conf. Rank	Games Played	Wins	Losses	OT	Points	vs EAST	vs ATL	vs NE	vs SE
y-BOSTON	3	82	46	25	11	103	38-18-8	12-6-2	11-8-5	15-4-1
x-MONTREAL	6	82	44	30	8	96	36-22-6	11-8-1	14-7-3	11-7-2
x-BUFFALO	7	82	43	29	10	96	33-24-7	8-9-3	15-8-1	10-7-3
TORONTO	10	82	37	34	11	85	28-26-10	8-8-4	13-9-2	7-9-4
OTTAWA	13	82	32	40	10	74	27-31-6	10-9-1	7-15-2	10-7-3

#### Southeast Division

Team	Conf. Rank	Games Played	Wins	Losses	OT	Points	vs EAST	vs ATL	vs NE	vs SE
z-WASHINGTON	1	82	48	23	11	107	40-14-10	13-3-4	13-4-3	14-7-3
x-TAMPA BAY	5	82	46	25	11	103	36-19-9	11-6-3	11-7-2	14-6-4
CAROLINA	9	82	40	31	11	91	30-25-9	9-7-4	9-10-1	12-8-4
ATLANTA	12	82	34	36	12	80	28-26-10	10-8-2	9-11-0	9-7-8
FLORIDA	15	82	30	40	12	72	23-31-10	7-11-2	5-11-4	11-9-4

### Western Conference vs. East

#### Central Division

Team	Conf. Rank	Games Played	Wins	Losses	OT	Points	vs EAST	vs ATL	vs NE	vs SE
y-DETROIT	3	82	47	25	10	104	12-4-2	3-2-2	6-0-0	3-2-0
x-NASHVILLE	5	82	44	27	11	99	10-4-4	2-1-2	3-2-0	5-1-2
x-CHICAGO	8	82	44	29	9	97	9-6-3	2-3-0	4-1-1	3-2-2
ST LOUIS	11	82	38	33	11	87	11-4-3	4-2-0	4-0-1	3-2-2
COLUMBUS	13	82	34	35	13	81	11-4-3	4-2-0	3-2-1	4-0-2

#### Northwest Division

Team	Conf. Rank	Games Played	Wins	Losses	OT	Points	vs EAST	vs ATL	vs NE	vs SE
p-VANCOUVER	1	82	54	19	9	117	11-5-2	3-2-0	4-3-1	4-0-1
CALGARY	10	82	41	29	12	94	9-6-3	1-3-1	6-1-1	2-2-1
MINNESOTA	12	82	39	35	8	86	6-10-2	3-3-0	1-3-1	2-4-1
COLORADO	14	82	30	44	8	68	8-5-5	3-2-2	3-2-0	2-1-3
EDMONTON	15	82	25	45	12	62	8-9-1	1-3-1	4-4-0	3-2-0

#### Pacific Division

Team	Conf. Rank	Games Played	Wins	Losses	OT	Points	vs EAST	vs ATL	vs NE	vs SE
y-SAN JOSE	2	82	48	25	9	105	9-8-1	4-1-1	2-4-0	3-3-0
x-ANAHEIM	4	82	47	30	5	99	11-6-1	5-2-0	3-2-0	3-2-1
x-PHOENIX	6	82	43	26	13	99	6-6-6	2-2-2	2-2-2	2-2-2
x-LOS ANGELES	7	82	46	30	6	98	10-6-2	3-2-2	2-4-0	5-0-0
DALLAS	9	82	42	29	11	95	11-5-2	3-2-2	3-2-0	5-1-0

# 2010-11 FINAL NHL STANDINGS & STATISTICS

## 2010-2011 Division Standings with Records vs. Western Teams

### Eastern Conference vs. West

#### Atlantic Division

Team	Conf. Rank	Games Played	Wins	Losses	OT	Points	vs WEST	vs CEN	vs NW	vs PAC
y-PHILADELPHIA	2	82	47	23	12	106	9-5-4	3-1-1	3-1-1	3-3-2
x-PITTSBURGH	4	82	49	25	8	106	11-4-3	4-1-2	4-1-0	3-2-1
x-NY RANGERS	8	82	44	33	5	93	11-7-0	3-3-0	4-3-0	4-1-0
NEW JERSEY	11	82	38	39	5	81	8-9-1	2-4-0	2-3-0	4-2-1
NY ISLANDERS	14	82	30	39	13	73	8-5-5	2-2-1	4-1-1	2-2-3

#### Northeast Division

Team	Conf. Rank	Games Played	Wins	Losses	OT	Points	vs WEST	vs CEN	vs NW	vs PAC
y-BOSTON	3	82	46	25	11	103	8-7-3	2-2-2	4-1-0	2-4-1
x-MONTREAL	6	82	44	30	8	96	8-8-2	1-4-0	4-3-1	3-1-1
x-BUFFALO	7	82	43	29	10	96	10-5-3	2-3-2	3-1-1	5-1-0
TORONTO	10	82	37	34	11	85	9-8-1	2-3-0	3-4-1	4-1-0
OTTAWA	13	82	32	40	10	74	5-9-4	1-2-2	2-5-1	2-2-1

#### Southeast Division

Team	Conf. Rank	Games Played	Wins	Losses	OT	Points	vs WEST	vs CEN	vs NW	vs PAC
z-WASHINGTON	1	82	48	23	11	107	8-9-1	5-1-0	2-3-0	1-5-1
x-TAMPA BAY	5	82	46	25	11	103	10-6-2	4-2-0	3-2-1	3-2-1
CAROLINA	9	82	40	31	11	91	10-6-2	2-3-1	5-1-0	3-2-1
ATLANTA	12	82	34	36	12	80	6-10-2	2-3-2	2-4-0	2-3-0
FLORIDA	15	82	30	40	12	72	7-9-2	2-4-2	3-2-0	2-3-0

### Western Conference vs. West

#### Central Division

Team	Conf. Rank	Games Played	Wins	Losses	OT	Points	vs WEST	vs CEN	vs NW	vs PAC
y-DETROIT	3	82	47	25	10	104	35-21-8	12-10-2	15-3-2	8-8-4
x-NASHVILLE	5	82	44	27	11	99	34-23-7	13-9-2	11-6-3	10-8-2
x-CHICAGO	8	82	44	29	9	97	35-23-6	15-7-2	10-9-1	10-7-3
ST LOUIS	11	82	38	33	11	87	27-29-8	12-8-4	7-10-3	8-11-1
COLUMBUS	13	82	34	35	13	81	23-31-10	8-11-5	7-9-4	8-11-1

#### Northwest Division

Team	Conf. Rank	Games Played	Wins	Losses	OT	Points	vs WEST	vs CEN	vs NW	vs PAC
p-VANCOUVER	1	82	54	19	9	117	43-14-7	12-5-3	18-4-2	13-5-2
CALGARY	10	82	41	29	12	94	32-23-9	13-5-2	13-10-1	6-8-6
MINNESOTA	12	82	39	35	8	86	33-25-6	7-10-3	16-7-1	10-8-2
COLORADO	14	82	30	44	8	68	22-39-3	11-8-1	7-16-1	4-15-1
EDMONTON	15	82	25	45	12	62	17-36-11	7-10-3	6-13-5	4-13-3

#### Pacific Division

Team	Conf. Rank	Games Played	Wins	Losses	OT	Points	vs WEST	vs CEN	vs NW	vs PAC
y-SAN JOSE	2	82	48	25	9	105	39-17-8	13-6-1	12-6-2	14-5-5
x-ANAHEIM	4	82	47	30	5	99	36-24-4	8-11-1	14-3-3	14-10-0
x-PHOENIX	6	82	43	26	13	99	37-20-7	12-5-3	14-3-3	11-12-1
x-LOS ANGELES	7	82	46	30	6	98	36-24-4	9-11-0	15-3-2	12-10-2
DALLAS	9	82	42	29	11	95	31-24-9	14-5-1	8-9-3	9-10-5

# 2010-11 FINAL NHL STANDINGS & STATISTICS

## 2010-2011 Team Record - Last Ten Games: W-L-OT

RK	Team	Home Record	Road Record	Overall Record
1	Buffalo Sabres	7-1-2	6-3-1	8-1-1
2	Pittsburgh Penguins	5-4-1	7-1-2	8-2-0
3	San Jose Sharks	8-0-2	6-3-1	7-2-1
4	Carolina Hurricanes	4-4-2	6-4-0	7-2-1
5	Washington Capitals	8-1-1	7-3-0	7-2-1
6	Nashville Predators	7-2-1	4-4-2	7-2-1
7	Anaheim Ducks	7-3-0	6-4-0	7-3-0
8	Vancouver Canucks	6-4-0	9-1-0	7-3-0
9	Tampa Bay Lightning	5-4-1	5-2-3	7-3-0
10	St Louis Blues	5-4-1	5-4-1	6-2-2
11	Boston Bruins	6-1-3	4-5-1	6-3-1
12	Toronto Maple Leafs	4-4-2	6-3-1	6-3-1
13	New York Rangers	6-3-1	7-3-0	6-3-1
14	Los Angeles Kings	5-3-2	6-4-0	6-4-0
15	Calgary Flames	5-3-2	5-3-2	5-2-3
16	Phoenix Coyotes	6-2-2	4-4-2	5-3-2
17	Ottawa Senators	6-4-0	5-4-1	5-4-1
18	Montréal Canadiens	5-4-1	5-4-1	5-4-1
19	Chicago Blackhawks	7-3-0	4-3-3	5-4-1
20	Dallas Stars	5-2-3	4-4-2	4-4-2
21	Detroit Red Wings	4-4-2	5-3-2	4-4-2
22	New Jersey Devils	7-3-0	4-5-1	4-5-1
23	Atlanta Thrashers	4-5-1	5-5-0	4-6-0
24	Minnesota Wild	3-5-2	3-7-0	4-6-0
25	Philadelphia Flyers	2-4-4	5-3-2	3-4-3
26	New York Islanders	5-3-2	2-4-4	3-6-1
27	Edmonton Oilers	3-5-2	1-7-2	2-6-2
28	Colorado Avalanche	2-7-1	2-8-0	2-8-0
29	Columbus Blue Jackets	1-6-3	2-5-3	1-6-3
30	Florida Panthers	4-4-2	1-6-3	1-7-2

# 2010-11 FINAL NHL STANDINGS & STATISTICS

## Home Record - League

Rank	Team	GP	Wins	Losses	OT	Points	GF	GA
1	VANCOUVER	41	27	9	5	59	135	93
2	WASHINGTON	41	25	8	8	58	124	100
3	NASHVILLE	41	24	9	8	56	116	91
4	TAMPA BAY	41	25	11	5	55	137	111
5	SAN JOSE	41	25	11	5	55	130	103
6	ANAHEIM	41	26	13	2	54	127	110
7	MONTREAL	41	24	11	6	54	113	98
8	LOS ANGELES	41	25	13	3	53	111	96
9	PITTSBURGH	41	25	14	2	52	119	94
10	DALLAS	41	22	11	8	52	117	101
11	ST LOUIS	41	23	13	5	51	121	106
12	CALGARY	41	23	13	5	51	135	117
13	PHILADELPHIA	41	22	12	7	51	130	109
14	BOSTON	41	22	13	6	50	124	92
15	CAROLINA	41	22	14	5	49	126	114
16	PHOENIX	41	21	13	7	49	118	110
17	CHICAGO	41	24	17	0	48	132	108
18	DETROIT	41	21	14	6	48	129	129
19	NEW JERSEY	41	22	16	3	47	94	101
20	BUFFALO	41	21	16	4	46	124	111
21	NY RANGERS	41	20	17	4	44	127	101
22	TORONTO	41	18	15	8	44	110	119
23	MINNESOTA	41	19	17	5	43	105	118
24	ATLANTA	41	17	17	7	41	106	121
25	NY ISLANDERS	41	17	18	6	40	132	128
26	FLORIDA	41	16	17	8	40	105	110
27	COLUMBUS	41	17	19	5	39	109	126
28	OTTAWA	41	16	20	5	37	94	117
29	COLORADO	41	16	21	4	36	120	150
30	EDMONTON	41	13	22	6	32	91	125
	Totals	1230	638	434	158	1434	3561	3309

## Road Record - League

Rank	Team	GP	Wins	Losses	OT	Points	GF	GA
1	VANCOUVER	41	27	10	4	58	127	92
2	DETROIT	41	26	11	4	56	132	112
3	PHILADELPHIA	41	25	11	5	55	129	114
4	PITTSBURGH	41	24	11	6	54	119	105
5	BOSTON	41	24	12	5	53	122	103
6	SAN JOSE	41	23	14	4	50	118	110
7	PHOENIX	41	22	13	6	50	113	116
8	BUFFALO	41	22	13	6	50	121	118
9	NY RANGERS	41	24	16	1	49	106	97
10	WASHINGTON	41	23	15	3	49	100	97
11	CHICAGO	41	20	12	9	49	126	117
12	TAMPA BAY	41	21	14	6	48	110	129
13	ANAHEIM	41	21	17	3	45	112	125
14	LOS ANGELES	41	21	17	3	45	108	102
15	NASHVILLE	41	20	18	3	43	103	103
16	DALLAS	41	20	18	3	43	110	132
17	MINNESOTA	41	20	18	3	43	101	115
18	CALGARY	41	18	16	7	43	115	120
19	MONTREAL	41	20	19	2	42	103	111
20	CAROLINA	41	18	17	6	42	110	125
21	COLUMBUS	41	17	16	8	42	106	132
22	TORONTO	41	19	19	3	41	108	132
23	ATLANTA	41	17	19	5	39	117	148
24	OTTAWA	41	16	20	5	37	98	133
25	ST LOUIS	41	15	20	6	36	119	128
26	NEW JERSEY	41	16	23	2	34	80	108
27	NY ISLANDERS	41	13	21	7	33	97	136
28	FLORIDA	41	14	23	4	32	90	119
29	COLORADO	41	14	23	4	32	107	138
30	EDMONTON	41	12	23	6	30	102	144
	Totals	1230	592	499	139	1323	3309	3561

Teams receive 2 points for a Win, 1 point for an Overtime or Shootout Loss. Goals For/Against include game-winning shootout goal.

# 2010-11 FINAL NHL STANDINGS & STATISTICS

## 2010-2011 Home Record - Eastern Conference

Rank	Team	GP	Wins	Losses	OT	Points	GF	GA
1	WASHINGTON	41	25	8	8	58	124	100
2	TAMPA BAY	41	25	11	5	55	137	111
3	MONTREAL	41	24	11	6	54	113	98
4	PITTSBURGH	41	25	14	2	52	119	94
5	PHILADELPHIA	41	22	12	7	51	130	109
6	BOSTON	41	22	13	6	50	124	92
7	CAROLINA	41	22	14	5	49	126	114
8	NEW JERSEY	41	22	16	3	47	94	101
9	BUFFALO	41	21	16	4	46	124	111
10	NY RANGERS	41	20	17	4	44	127	101
11	TORONTO	41	18	15	8	44	110	119
12	ATLANTA	41	17	17	7	41	106	121
13	NY ISLANDERS	41	17	18	6	40	132	128
14	FLORIDA	41	16	17	8	40	105	110
15	OTTAWA	41	16	20	5	37	94	117
	Totals	615	312	219	84	708	1765	1626

## Home Record - Western Conference

Rank	Team	GP	Wins	Losses	OT	Points	GF	GA
1	VANCOUVER	41	27	9	5	59	135	93
2	NASHVILLE	41	24	9	8	56	116	91
3	SAN JOSE	41	25	11	5	55	130	103
4	ANAHEIM	41	26	13	2	54	127	110
5	LOS ANGELES	41	25	13	3	53	111	96
6	DALLAS	41	22	11	8	52	117	101
7	ST LOUIS	41	23	13	5	51	121	106
8	CALGARY	41	23	13	5	51	135	117
9	PHOENIX	41	21	13	7	49	118	110
10	CHICAGO	41	24	17	0	48	132	108
11	DETROIT	41	21	14	6	48	129	129
12	MINNESOTA	41	19	17	5	43	105	118
13	COLUMBUS	41	17	19	5	39	109	126
14	COLORADO	41	16	21	4	36	120	150
15	EDMONTON	41	13	22	6	32	91	125
	Totals	615	326	215	74	726	1796	1683

## 2010-11 FINAL NHL STANDINGS & STATISTICS

### 2010-2011 Road Record - Eastern Conference

Rank	Team	GP	Wins	Losses	OT	Points	GF	GA
1	PHILADELPHIA	41	25	11	5	55	129	114
2	PITTSBURGH	41	24	11	6	54	119	105
3	BOSTON	41	24	12	5	53	122	103
4	BUFFALO	41	22	13	6	50	121	118
5	NY RANGERS	41	24	16	1	49	106	97
6	WASHINGTON	41	23	15	3	49	100	97
7	TAMPA BAY	41	21	14	6	48	110	129
8	MONTREAL	41	20	19	2	42	103	111
9	CAROLINA	41	18	17	6	42	110	125
10	TORONTO	41	19	19	3	41	108	132
11	ATLANTA	41	17	19	5	39	117	148
12	OTTAWA	41	16	20	5	37	98	133
13	NEW JERSEY	41	16	23	2	34	80	108
14	NY ISLANDERS	41	13	21	7	33	97	136
15	FLORIDA	41	14	23	4	32	90	119
	Totals	615	296	253	66	658	1610	1775

### Road Record - Western Conference

Rank	Team	GP	Wins	Losses	OT	Points	GF	GA
1	VANCOUVER	41	27	10	4	58	127	92
2	DETROIT	41	26	11	4	56	132	112
3	SAN JOSE	41	23	14	4	50	118	110
4	PHOENIX	41	22	13	6	50	113	116
5	CHICAGO	41	20	12	9	49	126	117
6	ANAHEIM	41	21	17	3	45	112	125
7	LOS ANGELES	41	21	17	3	45	108	102
8	NASHVILLE	41	20	18	3	43	103	103
9	DALLAS	41	20	18	3	43	110	132
10	MINNESOTA	41	20	18	3	43	101	115
11	CALGARY	41	18	16	7	43	115	120
12	COLUMBUS	41	17	16	8	42	106	132
13	ST LOUIS	41	15	20	6	36	119	128
14	COLORADO	41	14	23	4	32	107	138
15	EDMONTON	41	12	23	6	30	102	144
	Totals	615	296	246	73	665	1699	1786



# 2010-11 FINAL NHL STANDINGS & STATISTICS

## 2010-2011 Power Play / Penalty Kill Rankings

PP:		Total					Home					Road				
Rank	Team	GP	Adv	PPGF	%	Team	GP	Adv	PPGF	%	Team	GP	Adv	PPGF	%	
1	VAN	82	296	72	24.3	SJS	41	153	41	26.8	VAN	41	150	42	28.0	
2	SJS	82	289	68	23.5	CGY	41	160	41	25.6	DET	41	147	35	23.8	
3	ANA	82	285	67	23.5	ANA	41	149	38	25.5	CHI	41	135	29	21.5	
4	CHI	82	277	64	23.1	CHI	41	142	35	24.6	ANA	41	136	29	21.3	
5	DET	82	301	67	22.3	TBL	41	178	40	22.5	MTL	41	140	28	20.0	
6	TBL	82	336	69	20.5	BUF	41	139	30	21.6	SJS	41	136	27	19.8	
7	MTL	82	290	57	19.7	DAL	41	169	36	21.3	ATL	41	147	29	19.7	
8	CGY	82	318	62	19.5	DET	41	154	32	20.8	NYI	41	140	27	19.3	
9	BUF	82	279	54	19.4	OTT	41	130	27	20.8	TBL	41	158	29	18.4	
10	STL	82	279	52	18.6	VAN	41	146	30	20.6	COL	41	125	22	17.6	
11	COL	82	265	49	18.5	STL	41	151	31	20.5	PIT	41	154	27	17.5	
12	ATL	82	289	53	18.3	MIN	41	152	30	19.7	BOS	41	122	21	17.2	
13	MIN	82	292	53	18.2	MTL	41	150	29	19.3	BUF	41	140	24	17.1	
14	DAL	82	306	55	18.0	COL	41	140	27	19.3	MIN	41	140	23	16.4	
15	OTT	82	257	45	17.5	WSH	41	145	27	18.6	STL	41	128	21	16.4	
16	WSH	82	263	46	17.5	NYR	41	151	28	18.5	LAK	41	130	21	16.2	
17	NYI	82	302	52	17.2	PHI	41	163	29	17.8	WSH	41	118	19	16.1	
18	NYR	82	290	49	16.9	PHX	41	135	24	17.8	CBJ	41	135	21	15.6	
19	PHI	82	295	49	16.6	CAR	41	181	32	17.7	TOR	41	171	26	15.2	
20	BOS	82	265	43	16.2	ATL	41	142	24	16.9	PHI	41	132	20	15.2	
21	LAK	82	292	47	16.1	TOR	41	155	26	16.8	NYR	41	139	21	15.1	
22	TOR	82	326	52	16.0	NSH	41	147	24	16.3	NJD	41	123	18	14.6	
23	PHX	82	289	46	15.9	LAK	41	162	26	16.0	EDM	41	146	21	14.4	
24	CAR	82	346	55	15.9	NYI	41	162	25	15.4	PHX	41	154	22	14.3	
25	PIT	82	311	49	15.8	BOS	41	143	22	15.4	OTT	41	127	18	14.2	
26	NSH	82	269	41	15.2	EDM	41	158	23	14.6	CAR	41	165	23	13.9	
27	EDM	82	304	44	14.5	FLA	41	140	20	14.3	NSH	41	122	17	13.9	
28	NJD	82	237	34	14.4	NJD	41	114	16	14.0	DAL	41	137	19	13.9	
29	CBJ	82	301	42	14.0	PIT	41	157	22	14.0	CGY	41	158	21	13.3	
30	FLA	82	267	35	13.1	CBJ	41	166	21	12.6	FLA	41	127	15	11.8	
	<b>Total</b>	1230	8716	1571	18.0	<b>Total</b>	1230	4534	856	18.9	<b>Total</b>	1230	4182	715	17.1	

PK:		Total					Home					Road				
Rank	Team	GP	TS	PPGA	%	Team	GP	TS	PPGA	%	Team	GP	TS	PPGA	%	
1	PIT	82	324	45	86.1	VAN	41	155	18	88.4	MTL	41	168	24	85.7	
2	WSH	82	299	43	85.6	NSH	41	139	17	87.8	PIT	41	172	25	85.5	
3	VAN	82	312	45	85.6	LAK	41	136	17	87.5	WSH	41	149	22	85.2	
4	LAK	82	276	40	85.5	PIT	41	152	20	86.8	OTT	41	146	22	84.9	
5	NSH	82	272	41	84.9	STL	41	139	19	86.3	NYI	41	159	25	84.3	
6	FLA	82	267	41	84.6	WSH	41	150	21	86.0	NYR	41	139	22	84.2	
7	MTL	82	327	51	84.4	FLA	41	128	18	85.9	NJD	41	142	23	83.8	
8	TBL	82	302	49	83.8	CAR	41	134	21	84.3	BOS	41	134	22	83.6	
9	OTT	82	294	48	83.7	TBL	41	153	24	84.3	LAK	41	140	23	83.6	
10	NYR	82	257	42	83.7	PHI	41	157	25	84.1	FLA	41	139	23	83.4	
11	NJD	82	241	40	83.4	BUF	41	138	22	84.1	TBL	41	149	25	83.2	
12	NYI	82	310	52	83.2	CBJ	41	154	25	83.8	DET	41	160	27	83.1	
13	BUF	82	300	51	83.0	MIN	41	154	26	83.1	VAN	41	157	27	82.8	
14	MIN	82	308	53	82.8	NYR	41	118	20	83.0	MIN	41	154	27	82.5	
15	PHI	82	313	54	82.8	MTL	41	159	27	83.0	CHI	41	136	24	82.4	
16	BOS	82	265	46	82.6	ANA	41	135	23	83.0	BUF	41	162	29	82.1	
17	DET	82	300	53	82.3	NJD	41	99	17	82.8	NSH	41	133	24	82.0	
18	STL	82	279	51	81.7	OTT	41	148	26	82.4	PHI	41	156	29	81.4	
19	ANA	82	305	57	81.3	CGY	41	130	23	82.3	COL	41	155	29	81.3	
20	CAR	82	272	51	81.2	NYI	41	151	27	82.1	CGY	41	152	30	80.3	
21	CGY	82	282	53	81.2	PHX	41	132	24	81.8	ANA	41	170	34	80.0	
22	CBJ	82	314	62	80.2	BOS	41	131	24	81.7	SJS	41	150	30	80.0	
23	DAL	82	277	55	80.1	DET	41	140	26	81.4	DAL	41	134	28	79.1	
24	SJS	82	274	56	79.6	ATL	41	139	26	81.3	CAR	41	138	30	78.3	
25	CHI	82	255	53	79.2	DAL	41	143	27	81.1	STL	41	140	32	77.1	
26	PHX	82	296	64	78.4	EDM	41	152	29	80.9	CBJ	41	160	37	76.9	
27	ATL	82	285	64	77.5	TOR	41	114	22	80.7	PHX	41	164	40	75.6	
28	TOR	82	275	62	77.4	SJS	41	124	26	79.0	TOR	41	161	40	75.2	
29	EDM	82	321	74	77.0	CHI	41	119	29	75.6	ATL	41	146	38	74.0	
30	COL	82	314	75	76.1	COL	41	159	46	71.1	EDM	41	169	45	73.4	
	<b>Total</b>	1230	8716	1571	82.0	<b>Total</b>	1230	4182	715	82.9	<b>Total</b>	1230	4534	856	81.1	

# 2010-11 FINAL NHL STANDINGS & STATISTICS

## 2010-2011 Shorthanded Goals Against / Goals For:

Against:		Total			Home			Road		
Rank	Team	GP	SHGA	Team	GP	SHGA	Team	GP	SHGA	
1	STL	82	1	STL	41	0	CAR	41	1	
2	NSH	82	2	VAN	41	0	FLA	41	1	
3	EDM	82	2	NSH	41	1	NSH	41	1	
4	VAN	82	2	EDM	41	1	STL	41	1	
5	CHI	82	4	MTL	41	1	EDM	41	1	
6	OTT	82	4	OTT	41	1	PHI	41	1	
7	FLA	82	5	WSH	41	2	BOS	41	1	
8	WSH	82	5	CHI	41	2	CHI	41	2	
9	NYR	82	5	ANA	41	2	VAN	41	2	
10	PHI	82	5	PHX	41	2	NJD	41	2	
11	BOS	82	5	NYR	41	2	WSH	41	3	
12	CAR	82	6	LAK	41	3	DET	41	3	
13	LAK	82	6	NYI	41	3	LAK	41	3	
14	PHX	82	6	PIT	41	3	SJS	41	3	
15	PIT	82	6	TOR	41	3	CBJ	41	3	
16	MTL	82	6	FLA	41	4	MIN	41	3	
17	DET	82	7	DET	41	4	NYR	41	3	
18	ANA	82	7	SJS	41	4	PIT	41	3	
19	SJS	82	7	MIN	41	4	OTT	41	3	
20	MIN	82	7	PHI	41	4	CGY	41	4	
21	NYI	82	7	BOS	41	4	COL	41	4	
22	NJD	82	8	ATL	41	4	PHX	41	4	
23	TOR	82	8	CAR	41	5	NYI	41	4	
24	CGY	82	9	CGY	41	5	TBL	41	5	
25	ATL	82	10	NJD	41	6	ANA	41	5	
26	COL	82	11	COL	41	7	BUF	41	5	
27	CBJ	82	11	DAL	41	7	MTL	41	5	
28	BUF	82	13	CBJ	41	8	TOR	41	5	
29	DAL	82	15	BUF	41	8	ATL	41	6	
30	TBL	82	16	TBL	41	11	DAL	41	8	
	<b>Total</b>	<b>1230</b>	<b>206</b>	<b>Total</b>	<b>1230</b>	<b>111</b>	<b>Total</b>	<b>1230</b>	<b>95</b>	

For:		Total		Home			Road		
Rank	Team	GP	SHGF	Team	GP	SHGF	Team	GP	SHGF
1	NYI	82	15	PIT	41	7	NYI	41	10
2	PHI	82	13	EDM	41	6	PHI	41	8
3	PIT	82	13	WSH	41	5	CHI	41	6
4	NYR	82	11	ANA	41	5	DAL	41	6
5	BOS	82	11	NYI	41	5	NYR	41	6
6	DAL	82	10	NYR	41	5	PIT	41	6
7	COL	82	8	PHI	41	5	BOS	41	6
8	EDM	82	8	BOS	41	5	CBJ	41	5
9	CAR	82	7	STL	41	4	TOR	41	5
10	WSH	82	7	CGY	41	4	CAR	41	4
11	STL	82	7	COL	41	4	COL	41	4
12	CGY	82	7	DAL	41	4	VAN	41	4
13	ANA	82	7	MIN	41	4	OTT	41	4
14	MIN	82	7	CAR	41	3	ATL	41	4
15	CHI	82	6	NSH	41	3	DET	41	3
16	VAN	82	6	PHX	41	3	STL	41	3
17	SJS	82	6	SJS	41	3	CGY	41	3
18	CBJ	82	6	MTL	41	3	SJS	41	3
19	OTT	82	6	FLA	41	2	MIN	41	3
20	ATL	82	6	DET	41	2	FLA	41	2
21	DET	82	5	VAN	41	2	WSH	41	2
22	NSH	82	5	LAK	41	2	NSH	41	2
23	PHX	82	5	BUF	41	2	EDM	41	2
24	MTL	82	5	OTT	41	2	ANA	41	2
25	TOR	82	5	ATL	41	2	LAK	41	2
26	FLA	82	4	TBL	41	1	PHX	41	2
27	LAK	82	4	CBJ	41	1	NJD	41	2
28	NJD	82	3	NJD	41	1	MTL	41	2
29	BUF	82	2	CHI	41	0	TBL	41	0
30	TBL	82	1	TOR	41	0	BUF	41	0
	<b>Total</b>	<b>1230</b>	<b>206</b>	<b>Total</b>	<b>1230</b>	<b>95</b>	<b>Total</b>	<b>1230</b>	<b>111</b>

# 2010-11 FINAL NHL STANDINGS & STATISTICS

## 2010-2011 Individual Scoring Leaders

RK	Player	Team	GP	TOI/G	G	A	Pts	+/-	PIM	PP	SHG	GW	S	S%	
1	Daniel Sedin	VAN	82	18:33	41	63	104	30	32	18	0	10	266	15.4	
2	Martin St Louis	TBL	82	20:58	31	68	99	0	12	4	0	7	254	12.2	
3	Corey Perry	ANA	82	22:18	50	48	98	9	104	14	4	11	290	17.2	
4	Henrik Sedin	VAN	82	19:15	19	75	94	26	40	8	0	4	157	12.1	
5	Steven Stamkos	TBL	82	20:11	45	46	91	3	74	17	0	8	272	16.5	
6	Jarome Iginla	CGY	82	20:56	43	43	86	0	40	14	0	6	289	14.9	
7	Alex Ovechkin	WSH	79	21:21	32	53	85	24	41	7	0	11	367	8.7	
8	Teemu Selanne	ANA	73	17:56	31	49	80	6	49	16	0	5	213	14.6	
9	Henrik Zetterberg	DET	80	19:35	24	56	80	-1	40	10	0	3	306	7.8	
10	Brad Richards	DAL	72	21:43	28	49	77	1	24	7	0	3	272	10.3	
11	Eric Staal	CAR	81	21:56	33	43	76	-10	72	12	3	8	296	11.1	
12	Jonathan Toews	CHI	80	20:45	32	44	76	25	26	10	1	8	233	13.7	
13	Claude Giroux	PHI	82	19:23	25	51	76	20	47	8	3	5	169	14.8	
14	Ryan Getzlaf	ANA	67	21:51	19	57	76	14	35	7	0	4	117	16.2	
15	Ryan Kesler	VAN	82	20:29	41	32	73	24	66	15	3	7	260	15.8	
16	Patrick Marleau	SJS	82	20:47	37	36	73	-3	16	11	2	9	279	13.3	
17	Thomas Vanek	BUF	80	17:21	32	41	73	2	24	11	0	5	238	13.4	
18	Patrick Kane	CHI	73	19:17	27	46	73	7	28	5	0	2	216	12.5	
19	Loui Eriksson	DAL	79	20:34	27	46	73	10	8	10	1	6	179	15.1	
20	Anze Kopitar	LAK	75	21:35	25	48	73	25	20	6	1	6	233	10.7	
21	Bobby Ryan	ANA	82	20:10	34	37	71	15	61	5	1	5	270	12.6	
22	Patrick Sharp	CHI	74	19:24	34	37	71	-1	38	12	2	6	268	12.7	
23	Mike Ribeiro	DAL	82	19:57	19	52	71	-4	28	7	0	4	161	11.8	
24	Joe Thornton	SJS	80	19:52	21	49	70	4	47	9	2	3	149	14.1	
25	Alex Tanguay	CGY	79	19:45	22	47	69	0	24	3	0	2	120	18.3	
26	Danny Briere	PHI	77	18:18	34	34	68	20	87	6	0	6	246	13.8	
27	Lubomir Visnovsky	ANA	81	24:17	18	50	68	18	24	5	0	4	152	11.8	
28	John Tavares	NYI	79	19:15	29	38	67	-16	53	9	0	4	243	11.9	
29	Matt Duchene	COL	80	18:56	27	40	67	-8	33	3	0	2	202	13.4	
	5 Players tied with 66														

## Defense Scoring Leaders

RK	Player	Team	GP	TOI/G	G	A	Pts	+/-	PIM	PP	SHG	GW	S	S%
1	Lubomir Visnovsky	ANA	81	24:17	18	50	68	18	24	5	0	4	152	11.8
2	Nicklas Lidstrom	DET	82	23:28	16	46	62	-2	20	7	0	1	175	9.1
3	Keith Yandle	PHX	82	24:22	11	48	59	12	68	3	0	0	199	5.5
4	Dustin Byfuglien	ATL	81	23:18	20	33	53	-2	93	8	0	6	347	5.8
5	James Wisniewski	MTL	75	22:56	10	41	51	-14	38	7	0	2	158	6.3
6	Tobias Enstrom	ATL	72	23:41	10	41	51	-10	54	6	0	0	113	8.8
7	Christian Ehrhoff	VAN	79	23:59	14	36	50	19	52	6	0	3	209	6.7
8	Dan Boyle	SJS	76	26:14	9	41	50	2	67	4	0	2	199	4.5
9	Kris Letang	PIT	82	24:02	8	42	50	15	101	4	0	2	236	3.4
10	Shea Weber	NSH	82	25:19	16	32	48	7	56	6	1	3	254	6.3
11	Brent Seabrook	CHI	82	24:23	9	39	48	0	47	5	0	1	135	6.7
12	Brian Rafalski	DET	63	20:25	4	44	48	11	22	0	0	0	106	3.8
13	Tomas Kaberle	BOS	82	22:06	4	43	47	4	18	0	0	1	130	3.1
14	Brent Burns	MIN	80	25:02	17	29	46	-10	98	8	0	3	170	10.0
15	Alex Goligoski	DAL	83	22:14	14	32	46	20	40	7	0	4	162	8.6
16	John-Michael Liles	COL	76	22:00	6	40	46	-9	35	3	0	0	163	3.7
17	Erik Karlsson	OTT	75	23:30	13	32	45	-30	50	4	0	4	182	7.1
18	Duncan Keith	CHI	82	26:53	7	38	45	-1	22	3	1	1	173	4.0
19	Zdeno Chara	BOS	81	25:26	14	30	44	33	88	8	1	2	264	5.3
20	Alex Pietrangelo	STL	79	22:00	11	32	43	18	19	4	0	1	161	6.8
21	* Kevin Shattenkirk	STL	72	19:50	9	34	43	-4	36	3	0	2	108	8.3
22	Mark Giordano	CGY	82	23:08	8	35	43	-8	67	5	0	1	165	4.8
23	Jack Johnson	LAK	82	23:11	5	37	42	-21	44	3	0	0	153	3.3
24	Drew Doughty	LAK	76	25:38	11	29	40	13	68	5	0	3	139	7.9
25	Joe Corvo	CAR	82	24:46	11	29	40	-14	18	5	1	1	191	5.8
26	* Cam Fowler	ANA	76	22:07	10	30	40	-25	20	6	0	3	123	8.1
27	Dennis Wideman	WSH	75	23:58	10	30	40	-19	39	9	0	1	160	6.3
28	Matt Carle	PHI	82	21:59	1	39	40	30	23	0	0	0	117	0.9
29	Ryan Suter	NSH	70	25:12	4	35	39	20	54	1	0	1	115	3.5
30	* P.K. Subban	MTL	77	22:16	14	24	38	-8	124	9	0	3	197	7.1

# 2010-11 FINAL NHL STANDINGS & STATISTICS

### Goals

RK	Player	Team	GP	G
1	Corey Perry	ANA	82	50
2	Steven Stamkos	TBL	82	45
3	Jarome Iginla	CGY	82	43
4	Ryan Kesler	VAN	82	41
5	Daniel Sedin	VAN	82	41
6	Patrick Marleau	SJS	82	37
7	Jeff Carter	PHI	80	36
8	* Michael Grabner	NYI	76	34
9	Danny Briere	PHI	77	34
10	Patrick Sharp	CHI	74	34
11	Bobby Ryan	ANA	82	34
12	Brenden Morrow	DAL	82	33
13	Eric Staal	CAR	81	33
7 Players tied with 32				

### Assists

RK	Player	Team	GP	A
1	Henrik Sedin	VAN	82	75
2	Martin St Louis	TBL	82	68
3	Daniel Sedin	VAN	82	63
4	Ryan Getzlaf	ANA	67	57
5	Henrik Zetterberg	DET	80	56
6	Alex Ovechkin	WSH	79	53
7	Mike Ribeiro	DAL	82	52
8	Claude Giroux	PHI	82	51
9	Lubomir Visnovsky	ANA	81	50
10	David Krejci	BOS	75	49
11	Joe Thornton	SJS	80	49
12	Brad Richards	DAL	72	49
13	Teemu Selanne	ANA	73	49
3 Players tied with 48				

### Power Play Goals

RK	Player	Team	GP	PPG
1	Daniel Sedin	VAN	82	18
2	Steven Stamkos	TBL	82	17
3	Teemu Selanne	ANA	73	16
4	Ryan Kesler	VAN	82	15
5	Jarome Iginla	CGY	82	14
6	Corey Perry	ANA	82	14
7	Chris Stewart	STL	62	12
8	Phil Kessel	TOR	82	12
9	Patrick Sharp	CHI	74	12
10	Vincent Lecavalier	TBL	65	12
11	Eric Staal	CAR	81	12
6 Players tied with 11				

### Shorthanded Goals

RK	Player	Team	GP	SHG
1	Frans Nielsen	NYI	71	7
2	* Michael Grabner	NYI	76	6
3	* Brad Marchand	BOS	77	5
4	Brandon Prust	NYR	82	5
5	Milan Michalek	OTT	66	4
6	Matt Cullen	MIN	78	4
7	Pascal Dupuis	PIT	81	4
8	Corey Perry	ANA	82	4
9	Jamie Benn	DAL	69	4
10	RJ Umberger	CBJ	82	3
11	Eric Staal	CAR	81	3
12	Ryan Kesler	VAN	82	3
13	Mike Richards	PHI	81	3
14	Matt Cooke	PIT	67	3
15	Claude Giroux	PHI	82	3

### Power Play Assists

RK	Player	Team	GP	PPA
1	Martin St Louis	TBL	82	37
2	Nicklas Lidstrom	DET	82	32
3	Henrik Sedin	VAN	82	27
4	Lubomir Visnovsky	ANA	81	26
5	Tomas Kaberle	BOS	82	25
6	Jack Johnson	LAK	82	25
7	Joe Thornton	SJS	80	24
8	Daniel Sedin	VAN	82	24
9	Ray Whitney	PHX	75	23
10	Keith Yandle	PHX	82	23
11	Dan Boyle	SJS	76	23
12	Tobias Enstrom	ATL	72	22
13	Christian Ehrhoff	VAN	79	22
14	Brad Richards	DAL	72	22
15	James Wisniewski	MTL	75	22

### Shorthanded Assists

RK	Player	Team	GP	SHA
1	Claude Giroux	PHI	82	4
2	* Jake Dowell	CHI	79	3
3	Barret Jackman	STL	60	3
4	Brooks Orpik	PIT	63	3
5	Josh Bailey	NYI	70	3
6	Derek Dorsett	CBJ	76	3
7	Brian Boyle	NYR	82	3
8	Gregory Campbell	BOS	80	3
9	Kyle Brodziak	MIN	80	3
10	Mike Richards	PHI	81	3
11	Matt Cooke	PIT	67	3
27 Players tied with 2				

# 2010-11 FINAL NHL STANDINGS & STATISTICS

### Power Play Points

RK	Player	Team	GP	PPP
1	Daniel Sedin	VAN	82	42
2	Martin St Louis	TBL	82	41
3	Nicklas Lidstrom	DET	82	39
4	Steven Stamkos	TBL	82	36
5	Henrik Sedin	VAN	82	35
6	Teemu Selanne	ANA	73	34
7	Joe Thornton	SJS	80	33
8	Lubomir Visnovsky	ANA	81	31
9	Corey Perry	ANA	82	31
10	Henrik Zetterberg	DET	80	30
11	Dany Heatley	SJS	80	30
12	Jarome Iginla	CGY	82	30
13	Ryan Kesler	VAN	82	30
3 Players tied with 29				

### Shorthanded Points

RK	Player	Team	GP	SHP
1	Frans Nielsen	NYI	71	8
2	Claude Giroux	PHI	82	7
3	Brandon Prust	NYR	82	7
4	* Michael Grabner	NYI	76	7
5	Matt Cooke	PIT	67	6
6	Mike Richards	PHI	81	6
7	Jamie Benn	DAL	69	6
8	* Brad Marchand	BOS	77	6
9	Corey Perry	ANA	82	5
10	Pascal Dupuis	PIT	81	5
12 Players tied with 4				

### Game Winning Goals

RK	Player	Team	GP	GW
1	Alex Ovechkin	WSH	79	11
2	Corey Perry	ANA	82	11
3	Daniel Sedin	VAN	82	10
4	Ilya Kovalchuk	NJD	81	9
5	Erik Cole	CAR	82	9
6	Patrick Marleau	SJS	82	9
7	Danny Cleary	DET	68	8
8	* Logan Couture	SJS	79	8
9	Jonathan Toews	CHI	80	8
10	Eric Staal	CAR	81	8
11	Steven Stamkos	TBL	82	8
5 Players tied with 7				

### Shootout Game Deciding Goals

RK	Player	Team	GP	SO GDG
1	Jarret Stoll	LAK	82	4
2	Alex Tanguay	CGY	79	4
3	Rene Bourque	CGY	80	3
4	Erik Christensen	NYR	63	3
5	Alex Ovechkin	WSH	79	3
6	Brad Richards	DAL	72	3
7	* Jeff Skinner	CAR	82	3
8	Radim Vrbata	PHX	79	3
9	* Mats Zuccarello	NYR	42	3
10	Ryane Clowe	SJS	75	2
11	* Logan Couture	SJS	79	2
12	Pavel Datsyuk	DET	56	2
13	* Tyler Ennis	BUF	82	2
14	Marcel Goc	NSH	51	2
15	Michal Handzus	LAK	82	2

### Shots

RK	Player	Team	GP	S
1	Alex Ovechkin	WSH	79	367
2	Dustin Byfuglien	ATL	81	347
3	Jeff Carter	PHI	80	335
4	Phil Kessel	TOR	82	325
5	Henrik Zetterberg	DET	80	306
6	Rick Nash	CBJ	75	305
7	Brian Gionta	MTL	82	298
8	Eric Staal	CAR	81	296
9	Corey Perry	ANA	82	290
10	Jarome Iginla	CGY	82	289
11	Joe Pavelski	SJS	74	282
12	David Booth	FLA	82	280
13	Patrick Marleau	SJS	82	279
14	Brad Richards	DAL	72	272
15	Steven Stamkos	TBL	82	272

### Plus/Minus

RK	Player	Team	GP	+/-
1	Zdeno Chara	BOS	81	33
2	Kevin Bieksa	VAN	66	32
3	Toni Lydman	ANA	78	32
4	David Backes	STL	82	32
5	* Adam McQuaid	BOS	67	30
6	Andrej Meszaros	PHI	81	30
7	Matt Carle	PHI	82	30
8	Daniel Sedin	VAN	82	30
9	Dan Hamhuis	VAN	64	29
10	Nathan Horton	BOS	80	29
11	Brian Campbell	CHI	65	28
12	Milan Lucic	BOS	79	28
13	Jeff Carter	PHI	80	27
14	Alexandre Burrows	VAN	72	26
15	Henrik Sedin	VAN	82	26

## 2010-11 FINAL NHL STANDINGS & STATISTICS

### Shooting Percentage

RK	Player	Team	GP	Goals	Shots	Avg. Shots/G	Shooting %
1	Sergei Kostitsyn	NSH	77	23	93	1.2	24.7
2	Sidney Crosby	PIT	41	32	161	3.9	19.9
3	Lauri Korpikoski	PHX	79	19	103	1.3	18.4
4	Alex Tanguay	CGY	79	22	120	1.5	18.3
5	David Jones	COL	77	27	153	2.0	17.6
6	Chris Kunitz	PIT	66	23	133	2.0	17.3
7	Drew Stafford	BUF	62	31	179	2.9	17.3
8	Milan Lucic	BOS	79	30	173	2.2	17.3
9	Chris Stewart	STL	62	28	162	2.6	17.3
10	Nikolai Kulemin	TOR	82	30	173	2.1	17.3
11	Corey Perry	ANA	82	50	290	3.5	17.2
12	Alexandre Burrows	VAN	72	26	152	2.1	17.1
13	Pavel Datsyuk	DET	56	23	137	2.4	16.8
14	Steven Stamkos	TBL	82	45	272	3.3	16.5
15	Ville Leino	PHI	81	19	117	1.4	16.2
16	Ryan Getzlaf	ANA	67	19	117	1.7	16.2
17	Curtis Glencross	CGY	79	24	149	1.9	16.1
18	Ryan Kesler	VAN	82	41	260	3.2	15.8
19	Colin Wilson	NSH	82	16	101	1.2	15.8
20	Brenden Morrow	DAL	82	33	209	2.5	15.8
21	Rob Schremp	ATL	63	13	83	1.3	15.7
22	Daniel Sedin	VAN	82	41	266	3.2	15.4
23	Andrew Brunette	MIN	82	18	117	1.4	15.4
24	Nik Antropov	ATL	76	16	105	1.4	15.2
25	Loui Eriksson	DAL	79	27	179	2.3	15.1
26	Kristian Huselius	CBJ	39	14	94	2.4	14.9
27	Jarome Iginla	CGY	82	43	289	3.5	14.9
28	* Michael Grabner	NYI	76	34	228	3.0	14.9
29	Brandon Prust	NYR	82	13	87	1.1	14.9
30	Andrew Ladd	ATL	81	29	195	2.4	14.9

# 2010-11 FINAL NHL STANDINGS & STATISTICS

## 2010-2011 Individual Rookie Scoring Leaders

RK	Player	Team	GP	TOI/G	G	A	Pts	+/-	PIM	PP	SHG	GW	S	S%
1	* Jeff Skinner	CAR	82	16:43	31	32	63	3	46	6	0	2	215	14.4
2	* Logan Couture	SJS	79	17:49	32	24	56	18	41	10	0	8	253	12.6
3	* Michael Grabner	NYI	76	15:04	34	18	52	13	10	2	6	3	228	14.9
4	* Tyler Ennis	BUF	82	15:40	20	29	49	0	30	5	0	1	210	9.5
5	* Derek Stepan	NYR	82	16:26	21	24	45	8	20	3	0	3	166	12.7
6	* Jordan Eberle	EDM	69	17:40	18	25	43	-12	22	4	2	5	158	11.4
7	* Kevin Shattenkirk	STL	72	19:50	9	34	43	-4	36	3	0	2	108	8.3
8	* Taylor Hall	EDM	65	18:12	22	20	42	-9	27	8	0	4	186	11.8
9	* Brad Marchand	BOS	77	13:59	21	20	41	25	51	2	5	2	149	14.1
10	* Cam Fowler	ANA	76	22:07	10	30	40	-25	20	6	0	3	123	8.1
11	* P.K. Subban	MTL	77	22:16	14	24	38	-8	124	9	0	3	197	7.1
12	* Bryan Bickell	CHI	78	13:50	17	20	37	6	40	2	0	2	130	13.1
13	* John Carlson	WSH	82	22:38	7	30	37	21	44	1	0	3	144	4.9
14	* Magnus Paajarvi	EDM	80	15:23	15	19	34	-13	16	3	0	0	180	8.3
15	* Jamie McBain	CAR	76	19:06	7	23	30	-8	32	1	0	2	95	7.4
16	* Mark Letestu	PIT	64	14:15	14	13	27	4	13	4	0	3	128	10.9
17	* Marcus Johansson	WSH	69	14:43	13	14	27	2	10	2	1	2	102	12.7
18	* Linus Omark	EDM	51	15:21	5	22	27	-16	26	1	0	0	76	6.6
19	* Travis Hamonic	NYI	62	21:34	5	21	26	4	103	1	0	0	118	4.2
20	* Mikael Backlund	CGY	73	12:04	10	15	25	4	18	2	0	1	144	6.9
21	* Mats Zuccarello	NYR	42	14:10	6	17	23	3	4	0	0	2	74	8.1
22	* Tyler Seguin	BOS	74	12:12	11	11	22	-4	18	1	0	0	131	8.4
23	* Mattias Tedenby	NJD	58	12:32	8	14	22	3	14	2	0	2	87	9.2
24	* David Desharnais	MTL	43	12:52	8	14	22	-3	12	4	0	0	55	14.5
25	* Brandon McMillan	ANA	60	14:04	11	10	21	-5	18	2	2	2	77	14.3
26	* Bobby Butler	OTT	36	15:25	10	11	21	-16	10	1	0	3	73	13.7
27	* Jake Dowell	CHI	79	11:48	6	15	21	5	63	0	0	0	74	8.1
28	* Matt Calvert	CBJ	42	11:05	11	9	20	3	12	3	0	1	50	22.0
29	* Alexander Burmistrov	ATL	74	13:13	6	14	20	-12	27	0	0	2	92	6.5
30	* Grant Clitsome	CBJ	31	21:16	4	15	19	2	16	2	0	0	50	8.0

### Rookie Goals

RK	Player	Team	GP	G
1	* Michael Grabner	NYI	76	34
2	* Logan Couture	SJS	79	32
3	* Jeff Skinner	CAR	82	31
4	* Taylor Hall	EDM	65	22
5	* Brad Marchand	BOS	77	21
6	* Derek Stepan	NYR	82	21
7	* Tyler Ennis	BUF	82	20
8	* Jordan Eberle	EDM	69	18
9	* Bryan Bickell	CHI	78	17
10	* Magnus Paajarvi	EDM	80	15
11	* Mark Letestu	PIT	64	14
12	* P.K. Subban	MTL	77	14
13	* Marcus Johansson	WSH	69	13
3 Players tied with 11				

### Rookie Assists

RK	Player	Team	GP	A
1	* Kevin Shattenkirk	STL	72	34
2	* Jeff Skinner	CAR	82	32
3	* John Carlson	WSH	82	30
4	* Cam Fowler	ANA	76	30
5	* Tyler Ennis	BUF	82	29
6	* Jordan Eberle	EDM	69	25
7	* P.K. Subban	MTL	77	24
8	* Derek Stepan	NYR	82	24
9	* Logan Couture	SJS	79	24
10	* Jamie McBain	CAR	76	23
11	* Linus Omark	EDM	51	22
12	* Travis Hamonic	NYI	62	21
13	* Bryan Bickell	CHI	78	20
14	* Brad Marchand	BOS	77	20
15	* Taylor Hall	EDM	65	20

### Rookie Power Play Goals

RK	Player	Team	GP	PPG
1	* Logan Couture	SJS	79	10
2	* P.K. Subban	MTL	77	9
3	* Taylor Hall	EDM	65	8
4	* Jeff Skinner	CAR	82	6
5	* Cam Fowler	ANA	76	6
6	* Tyler Ennis	BUF	82	5
7	* Mark Letestu	PIT	64	4
8	* David Desharnais	MTL	43	4
9	* Jordan Eberle	EDM	69	4
10	* Matt Calvert	CBJ	42	3
11	* Magnus Paajarvi	EDM	80	3
12	* Derek Stepan	NYR	82	3
13	* Kevin Shattenkirk	STL	72	3
10 Players tied with 2				

### Rookie Shorthanded Goals

RK	Player	Team	GP	SHG
1	* Michael Grabner	NYI	76	6
2	* Brad Marchand	BOS	77	5
3	* Jordan Eberle	EDM	69	2
4	* Brandon McMillan	ANA	60	2
5	* Marcus Johansson	WSH	69	1
6	* Philippe Dupuis	COL	74	1

# 2010-11 FINAL NHL STANDINGS & STATISTICS

### Rookie Power Play Assists

RK	Player	Team	GP	PPA
1	* Cam Fowler	ANA	76	17
2	* Kevin Shattenkirk	STL	72	12
3	* Jeff Skinner	CAR	82	12
4	* Mats Zuccarello	NYR	42	9
5	* Tyler Ennis	BUF	82	9
6	* P.K. Subban	MTL	77	9
7	* Grant Clitsome	CBJ	31	8
8	* Linus Omark	EDM	51	7
9	* Jamie McBain	CAR	76	7
10	* Derek Stepan	NYR	82	7
11	* Jordan Eberle	EDM	69	7
12	* Magnus Paajarvi	EDM	80	6
13	* Yannick Weber	MTL	41	5
14	* David Schlemko	PHX	43	5
15	* John Carlson	WSH	82	5

### Rookie Shorthanded Assists

RK	Player	Team	GP	SHA
1	* Jake Dowell	CHI	79	3
2	* Ryan McDonagh	NYR	40	2
3	* Brandon McMillan	ANA	60	2
4	* Erik Condra	OTT	26	1
5	* Travis Hamonic	NYI	62	1
6	* Jonas Holos	COL	39	1
7	* Alexander Burmistrov	ATL	74	1
8	* Matt Martin	NYI	68	1
9	* Mikael Backlund	CGY	73	1
10	* Brett Sutter	CAR	5	1
11	* Ty Wishart	NYI	20	1
12	* Philippe Dupuis	COL	74	1
13	* Brad Marchand	BOS	77	1
14	* Michael Grabner	NYI	76	1

### Rookie Power Play Points

RK	Player	Team	GP	PPP
1	* Cam Fowler	ANA	76	23
2	* Jeff Skinner	CAR	82	18
3	* P.K. Subban	MTL	77	18
4	* Kevin Shattenkirk	STL	72	15
5	* Tyler Ennis	BUF	82	14
6	* Logan Couture	SJS	79	14
7	* Jordan Eberle	EDM	69	11
8	* Taylor Hall	EDM	65	11
9	* Grant Clitsome	CBJ	31	10
10	* Derek Stepan	NYR	82	10
11	* Mats Zuccarello	NYR	42	9
12	* Magnus Paajarvi	EDM	80	9
13	* Jamie McBain	CAR	76	8
14	* Linus Omark	EDM	51	8
15	* David Desharnais	MTL	43	8

### Rookie Shorthanded Points

RK	Player	Team	GP	SHP
1	* Michael Grabner	NYI	76	7
2	* Brad Marchand	BOS	77	6
3	* Brandon McMillan	ANA	60	4
4	* Jake Dowell	CHI	79	3
5	* Ryan McDonagh	NYR	40	2
6	* Philippe Dupuis	COL	74	2
7	* Jordan Eberle	EDM	69	2
9 Players tied with 1				

### Rookie Game Winning Goals

RK	Player	Team	GP	GW
1	* Logan Couture	SJS	79	8
2	* Jordan Eberle	EDM	69	5
3	* Taylor Hall	EDM	65	4
4	* Bobby Butler	OTT	36	3
5	* Mark Letestu	PIT	64	3
6	* Cam Fowler	ANA	76	3
7	* Michael Grabner	NYI	76	3
8	* P.K. Subban	MTL	77	3
9	* Derek Stepan	NYR	82	3
10	* John Carlson	WSH	82	3
20 Players tied with 2				

### Rookie Shootout Game Deciding Goals

RK	Player	Team	GP	SO GDG
1	* Jeff Skinner	CAR	82	3
2	* Mats Zuccarello	NYR	42	3
3	* Logan Couture	SJS	79	2
4	* Tyler Ennis	BUF	82	2
5	* Kyle Wilson	CBJ	32	2
6	* Alexander Burmistrov	ATL	74	1
7	* Jordan Eberle	EDM	69	1
8	* Cam Fowler	ANA	76	1
9	* Dustin Jeffrey	PIT	25	1
10	* Nazem Kadri	TOR	29	1
11	* Mark Letestu	PIT	64	1
12	* Maksim Mayorov	CBJ	5	1
13	* Linus Omark	EDM	51	1
14	* Tyler Seguin	BOS	74	1
15	* Ryan Stoa	COL	25	1



# 2010-11 FINAL NHL STANDINGS & STATISTICS

### Rookie Shots

RK	Player	Team	GP	S
1	* Logan Couture	SJS	79	253
2	* Michael Grabner	NYI	76	228
3	* Jeff Skinner	CAR	82	215
4	* Tyler Ennis	BUF	82	210
5	* P.K. Subban	MTL	77	197
6	* Taylor Hall	EDM	65	186
7	* Magnus Paajarvi	EDM	80	180
8	* Derek Stepan	NYR	82	166
9	* Jordan Eberle	EDM	69	158
10	* Brad Marchand	BOS	77	149
11	* John Carlson	WSH	82	144
12	* Mikael Backlund	CGY	73	144
13	* Tyler Seguin	BOS	74	131
14	* Bryan Bickell	CHI	78	130
15	* Mark Letestu	PIT	64	128

### Rookie Plus/Minus

RK	Player	Team	GP	+/-
1	* Adam McQuaid	BOS	67	30
2	* Brad Marchand	BOS	77	25
3	* John Carlson	WSH	82	21
4	* Michael Sauer	NYR	76	20
5	* Logan Couture	SJS	79	18
6	* Ryan McDonagh	NYR	40	16
7	* Michael Grabner	NYI	76	13
8	* Alec Martinez	LAK	60	11
9	* Mark Fayne	NJD	57	10
10	* Steven Kampfer	BOS	38	9
11	* Nick Palmieri	NJD	43	9
12	* Jonathon Blum	NSH	23	8
13	* Benn Ferriero	SJS	33	8
14	* David Schlemko	PHX	43	8
15	* Derek Stepan	NYR	82	8

### Rookie Shooting Percentage

RK	Player	Team	GP	Goals	Shots	Avg. Shots/G	Shooting %
1	* Michael Grabner	NYI	76	34	228	3.0	14.9
2	* Jeff Skinner	CAR	82	31	215	2.6	14.4
3	* Brad Marchand	BOS	77	21	149	1.9	14.1
4	* Bryan Bickell	CHI	78	17	130	1.7	13.1
5	* Marcus Johansson	WSH	69	13	102	1.5	12.7
6	* Derek Stepan	NYR	82	21	166	2.0	12.7
7	* Logan Couture	SJS	79	32	253	3.2	12.6
8	* Taylor Hall	EDM	65	22	186	2.9	11.8
9	* Jordan Eberle	EDM	69	18	158	2.3	11.4
10	* Mark Letestu	PIT	64	14	128	2.0	10.9
11	* Tyler Ennis	BUF	82	20	210	2.6	9.5
12	* Mattias Tedenby	NJD	58	8	87	1.5	9.2
13	* Tyler Seguin	BOS	74	11	131	1.8	8.4
14	* Kevin Shattenkirk	STL	72	9	108	1.5	8.3
15	* Magnus Paajarvi	EDM	80	15	180	2.2	8.3
16	* Cam Fowler	ANA	76	10	123	1.6	8.1
17	* Jamie McBain	CAR	76	7	95	1.2	7.4
18	* P.K. Subban	MTL	77	14	197	2.6	7.1
19	* Mikael Backlund	CGY	73	10	144	2.0	6.9
20	* Alexander Burmistrov	ATL	74	6	92	1.2	6.5
21	* Philippe Dupuis	COL	74	6	101	1.4	5.9
22	* John Carlson	WSH	82	7	144	1.8	4.9
23	* Travis Hamonic	NYI	62	5	118	1.9	4.2
24	* Trevor Lewis	LAK	72	3	105	1.5	2.9

# 2010-11 FINAL NHL STANDINGS & STATISTICS

## 2010-2011 Game Release Goaltending Reports

### Goals Against Average

RK	Player	Team	GP	Min	GA	GAA	W	L	OT
1	Tim Thomas	BOS	57	3,363:58	112	2.00	35	11	9
2	Roberto Luongo	VAN	60	3,589:39	126	2.11	38	15	7
3	Pekka Rinne	NSH	64	3,789:15	134	2.12	33	22	9
4	Semyon Varlamov	WSH	27	1,560:03	58	2.23	11	9	5
5	* Cory Schneider	VAN	25	1,371:47	51	2.23	16	4	2
6	Jonathan Quick	LAK	61	3,590:34	134	2.24	35	22	3
7	Henrik Lundqvist	NYR	68	4,006:40	152	2.28	36	27	5
8	* Corey Crawford	CHI	57	3,336:37	128	2.30	33	18	6
9	Marc-Andre Fleury	PIT	65	3,695:10	143	2.32	36	20	5
10	Carey Price	MTL	72	4,206:08	165	2.35	38	28	6

### Wins, Losses, and OT

RK	Player	Team	GP	Min	W	L	OT
1	Roberto Luongo	VAN	60	3,589:39	38	15	7
2	Carey Price	MTL	72	4,206:08	38	28	6
3	Jimmy Howard	DET	63	3,615:15	37	17	5
4	Miikka Kiprusoff	CGY	71	4,155:39	37	24	6
5	Cam Ward	CAR	74	4,317:35	37	26	10
6	Ilya Bryzgalov	PHX	68	4,059:52	36	20	10
7	Marc-Andre Fleury	PIT	65	3,695:10	36	20	5
8	Henrik Lundqvist	NYR	68	4,006:40	36	27	5
9	Tim Thomas	BOS	57	3,363:58	35	11	9
10	Antti Niemi	SJS	60	3,523:54	35	18	6

### Save Percentage

RK	Player	Team	GP	Min	GA	SA	Sv%	W	L	OT
1	Tim Thomas	BOS	57	3,363:58	112	1811	.938	35	11	9
2	Pekka Rinne	NSH	64	3,789:15	134	1905	.930	33	22	9
3	* Cory Schneider	VAN	25	1,371:47	51	714	.929	16	4	2
4	Roberto Luongo	VAN	60	3,589:39	126	1753	.928	38	15	7
5	Jonas Hiller	ANA	49	2,671:32	114	1493	.924	26	16	3
6	Semyon Varlamov	WSH	27	1,560:03	58	759	.924	11	9	5
7	Cam Ward	CAR	74	4,317:35	184	2375	.923	37	26	10
8	Carey Price	MTL	72	4,206:08	165	2147	.923	38	28	6
9	Henrik Lundqvist	NYR	68	4,006:40	152	1965	.923	36	27	5
10	Tomas Vokoun	FLA	57	3,224:06	137	1753	.922	22	28	5

### Shutouts

RK	Player	Team	GP	Min	SO	SA	W	L	OT
1	Henrik Lundqvist	NYR	68	4,006:40	11	1965	36	27	5
2	Tim Thomas	BOS	57	3,363:58	9	1811	35	11	9
3	Carey Price	MTL	72	4,206:08	8	2147	38	28	6
4	Ilya Bryzgalov	PHX	68	4,059:52	7	2125	36	20	10
5	Jaroslav Halak	STL	57	3,294:22	7	1518	27	21	7
6	Miikka Kiprusoff	CGY	71	4,155:39	6	1935	37	24	6
7	Jonathan Quick	LAK	61	3,590:34	6	1631	35	22	3
8	Antti Niemi	SJS	60	3,523:54	6	1741	35	18	6
9	Pekka Rinne	NSH	64	3,789:15	6	1905	33	22	9
10	Martin Brodeur	NJD	56	3,116:06	6	1313	23	26	3

# 2010-11 FINAL NHL STANDINGS & STATISTICS

## Overtime Records

Rank	Team	Total				Home				Road					
		GP	W	L	SO	Team	GP	W	L	SO	Team	GP	W	L	SO
1	PIT	23	15	5	3	WSH	17	9	2	6	BUF	16	10	6	0
2	BUF	25	15	9	1	ATL	15	8	2	5	PIT	16	10	3	3
3	ATL	27	15	5	7	CHI	7	7	0	0	CGY	16	9	3	4
4	TBL	25	14	5	6	COL	11	7	4	0	NYR	9	8	1	0
5	WSH	25	14	5	6	CAR	12	7	3	2	ANA	11	8	2	1
6	ANA	18	13	3	2	LAK	9	6	3	0	DET	12	8	2	2
7	DET	23	13	6	4	NJD	9	6	2	1	TBL	14	8	4	2
8	NYR	17	12	2	3	CBJ	11	6	1	4	NYI	15	8	6	1
9	COL	20	12	7	1	TBL	11	6	1	4	ATL	12	7	3	2
10	LAK	17	11	4	2	MTL	12	6	3	3	FLA	10	6	1	3
11	CAR	22	11	6	5	ANA	7	5	1	1	SJS	10	6	2	2
12	CGY	23	11	5	7	PIT	7	5	2	0	DAL	8	5	1	2
13	NYI	24	11	7	6	BUF	9	5	3	1	LAK	8	5	1	2
14	NJD	15	10	3	2	DET	11	5	4	2	MIN	8	5	1	2
15	CHI	19	10	4	5	DAL	13	5	3	5	NSH	8	5	2	1
16	SJS	19	10	4	5	NYR	8	4	1	3	WSH	8	5	3	0
17	DAL	21	10	4	7	SJS	9	4	2	3	COL	9	5	3	1
18	FLA	22	10	5	7	STL	9	4	1	4	NJD	6	4	1	1
19	CBJ	23	10	5	8	VAN	9	4	1	4	VAN	8	4	3	1
20	MIN	16	8	3	5	FLA	12	4	4	4	PHI	9	4	3	2
21	MTL	16	8	5	3	TOR	12	4	3	5	CAR	10	4	3	3
22	VAN	17	8	4	5	MIN	8	3	2	3	PHX	10	4	3	3
23	NSH	19	8	7	4	EDM	9	3	0	6	CBJ	12	4	4	4
24	STL	18	7	5	6	NYI	9	3	1	5	TOR	6	3	2	1
25	TOR	18	7	5	6	PHX	10	3	4	3	STL	9	3	4	2
26	PHX	20	7	7	6	NSH	11	3	5	3	CHI	12	3	4	5
27	PHI	18	6	5	7	CGY	7	2	2	3	MTL	4	2	2	0
28	OTT	14	4	5	5	OTT	7	2	2	3	BOS	7	2	2	3
29	EDM	16	4	3	9	PHI	9	2	2	5	OTT	7	2	3	2
30	BOS	14	3	5	6	BOS	7	1	3	3	EDM	7	1	3	3

# 2010-11 FINAL NHL STANDINGS & STATISTICS

## 2010-2011 Penalty Shot Results

	Player	Team	Goals	Goalie	Team	Game #	Date	Result
1	Vincent Lecavalier	TAMPA BAY	Goal	Scott Clemmensen	FLORIDA	1209	08 Apr '11	FLA 2 @ TBL 4
2	Alex Tanguay	CALGARY		Nikolai Khabibulin	EDMONTON	1198	06 Apr '11	EDM 1 @ CGY 6
3	Teemu Hartikainen	EDMONTON		Cory Schneider	VANCOUVER	1173	02 Apr '11	EDM 4 @ VAN 1
4	Mattias Tedenby	NEW JERSEY		Carey Price	MONTREAL	1169	02 Apr '11	MTL 3 @ NJD 1
5	Michael Ryder	BOSTON	Goal	Ondrej Pavelec	ATLANTA	1164	02 Apr '11	ATL 2 @ BOS 3
6	Mikhail Grabovski	TORONTO		Tim Thomas	BOSTON	1150	31 Mar '11	TOR 4 @ BOS 3
7	Chad LaRose	CAROLINA		Semyon Varlamov	WASHINGTON	1137	29 Mar '11	CAR 3 @ WSH 2
8	Teemu Selanne	ANAHEIM	Goal	Brian Elliott	COLORADO	1133	28 Mar '11	COL 4 @ ANA 5
9	Daniel Sedin	VANCOUVER		Chris Mason	ATLANTA	1114	25 Mar '11	VAN 3 @ ATL 1
10	Bobby Ryan	ANAHEIM		Henrik Karlsson	CALGARY	1085	20 Mar '11	CGY 4 @ ANA 5
11	Mikko Koivu	MINNESOTA	Goal	Alex Auld	MONTREAL	1083	20 Mar '11	MTL 8 @ MIN 1
12	David Booth	FLORIDA		Rick DiPietro	NY ISLANDERS	1074	19 Mar '11	NYI 4 @ FLA 3
13	Evander Kane	ATLANTA		Ryan Miller	BUFFALO	1071	19 Mar '11	ATL 2 @ BUF 8
14	Andrew Cogliano	EDMONTON		Ilya Bryzgalov	PHOENIX	1063	17 Mar '11	PHX 3 @ EDM 1
15	Brad Marchand	BOSTON		Carey Price	MONTREAL	996	08 Mar '11	BOS 1 @ MTL 4
16	Alexandre Burrows	VANCOUVER		Ilya Bryzgalov	PHOENIX	999	08 Mar '11	VAN 4 @ PHX 3
17	Matt Martin	NY ISLANDERS		James Reimer	TORONTO	993	08 Mar '11	TOR 3 @ NYI 4
18	Jarome Iginla	CALGARY	Goal	Pekka Rinne	NASHVILLE	987	06 Mar '11	NSH 2 @ CGY 3
19	Mikhail Grabovski	TORONTO		Corey Crawford	CHICAGO	977	05 Mar '11	CHI 5 @ TOR 3
20	Antoine Vermette	COLUMBUS		Miikka Kiprusoff	CALGARY	971	04 Mar '11	CBJ 3 @ CGY 4
21	Matt Calvert	COLUMBUS		Miikka Kiprusoff	CALGARY	971	04 Mar '11	CBJ 3 @ CGY 4
22	RJ Umberger	COLUMBUS		Devan Dubnyk	EDMONTON	964	03 Mar '11	CBJ 2 @ EDM 4
23	Bobby Ryan	ANAHEIM	Goal	Jimmy Howard	DETROIT	956	02 Mar '11	DET 1 @ ANA 2
24	RJ Umberger	COLUMBUS		Ilya Bryzgalov	PHOENIX	917	25 Feb '11	PHX 3 @ CBJ 5
25	Shane Doan	PHOENIX		Pekka Rinne	NASHVILLE	883	19 Feb '11	PHX 3 @ NSH 2
26	Darroll Powe	PHILADELPHIA	Goal	Dwayne Roloson	TAMPA BAY	851	15 Feb '11	PHI 4 @ TBL 3
27	Marian Gaborik	NY RANGERS		Ondrej Pavelec	ATLANTA	825	11 Feb '11	NYR 2 @ ATL 3
28	Olli Jokinen	CALGARY		Curtis McElhinney	ANAHEIM	828	11 Feb '11	ANA 5 @ CGY 4
29	Michael Grabner	NY ISLANDERS		Brent Johnson	PITTSBURGH	823	11 Feb '11	PIT 3 @ NYI 9
30	Jarret Stoll	LOS ANGELES		Nikolai Khabibulin	EDMONTON	768	02 Feb '11	LAK 3 @ EDM 1
31	Marian Hossa	CHICAGO	Goal	Sergei Bobrovsky	PHILADELPHIA	725	23 Jan '11	PHI 4 @ CHI 1
32	Vincent Lecavalier	TAMPA BAY		Tomas Vokoun	FLORIDA	710	21 Jan '11	TBL 2 @ FLA 1
33	Kevin Porter	COLORADO		Roberto Luongo	VANCOUVER	690	18 Jan '11	VAN 3 @ COL 4
34	Chris Conner	PITTSBURGH	Goal	Joey MacDonald	DETROIT	685	18 Jan '11	DET 1 @ PIT 4
35	Jack Johnson	LOS ANGELES		Kari Lehtonen	DALLAS	682	17 Jan '11	LAK 1 @ DAL 2
36	Viktor Stalberg	CHICAGO		Kari Lehtonen	DALLAS	594	05 Jan '11	DAL 4 @ CHI 2
37	Steven Stamkos	TAMPA BAY		Marc-Andre Fleury	PITTSBURGH	592	05 Jan '11	TBL 1 @ PIT 8
38	Teemu Selanne	ANAHEIM		Corey Crawford	CHICAGO	580	02 Jan '11	CHI 1 @ ANA 2
39	James Neal	DALLAS		Cory Schneider	VANCOUVER	564	31 Dec '10	VAN 4 @ DAL 1
40	Steven Stamkos	TAMPA BAY	Goal	Carey Price	MONTREAL	553	30 Dec '10	MTL 1 @ TBL 4
41	Kris Letang	PITTSBURGH		Rick DiPietro	NY ISLANDERS	546	29 Dec '10	PIT 1 @ NYI 2
42	Nick Foligno	OTTAWA		Marc-Andre Fleury	PITTSBURGH	519	26 Dec '10	PIT 1 @ OTT 3
43	Loui Eriksson	DALLAS		Jason LaBarbera	PHOENIX	527	26 Dec '10	PHX 1 @ DAL 0
44	Jack Skille	CHICAGO		Mathieu Garon	COLUMBUS	524	26 Dec '10	CBJ 1 @ CHI 4
45	Evgeni Malkin	PITTSBURGH		Michal Neuvirth	WASHINGTON	510	23 Dec '10	PIT 3 @ WSH 2
46	Sean Bergenheim	TAMPA BAY		Justin Peters	CAROLINA	492	20 Dec '10	CAR 1 @ TBL 5
47	Vincent Lecavalier	TAMPA BAY		Ryan Miller	BUFFALO	479	18 Dec '10	BUF 1 @ TBL 3
48	David Backes	ST LOUIS	Goal	Antero Niittymaki	SAN JOSE	480	18 Dec '10	SJS 4 @ STL 1
49	Jarome Iginla	CALGARY		Jonas Gustavsson	TORONTO	467	16 Dec '10	TOR 2 @ CGY 5
50	Michael Cammalleri	MONTREAL	Goal	Tim Thomas	BOSTON	463	16 Dec '10	BOS 3 @ MTL 4
51	Jason Spezza	OTTAWA	Goal	Ondrej Pavelec	ATLANTA	442	13 Dec '10	ATL 4 @ OTT 3
52	Magnus Paajarvi	EDMONTON		Roberto Luongo	VANCOUVER	439	12 Dec '10	VAN 2 @ EDM 1
53	Corey Perry	ANAHEIM	Goal	Niklas Backstrom	MINNESOTA	440	12 Dec '10	MIN 2 @ ANA 6
54	Evander Kane	ATLANTA		Rick DiPietro	NY ISLANDERS	429	11 Dec '10	ATL 5 @ NYI 4
55	Frans Nielsen	NY ISLANDERS	Goal	Tuukka Rask	BOSTON	411	09 Dec '10	NYI 2 @ BOS 5
56	Tomas Plekanec	MONTREAL		Mike McKenna	NEW JERSEY	367	02 Dec '10	MTL 5 @ NJD 1
57	Scott Hartnell	PHILADELPHIA		Tim Thomas	BOSTON	359	01 Dec '10	BOS 3 @ PHI 0
58	Radek Dvorak	FLORIDA	Goal	Dan Ellis	TAMPA BAY	338	27 Nov '10	FLA 4 @ TBL 3
59	Sidney Crosby	PITTSBURGH		Miikka Kiprusoff	CALGARY	335	27 Nov '10	CGY 1 @ PIT 4
60	Jared Boll	COLUMBUS		Jimmy Howard	DETROIT	328	26 Nov '10	DET 2 @ CBJ 1
61	Mattias Tedenby	NEW JERSEY	Goal	Braden Holtby	WASHINGTON	299	22 Nov '10	WSH 0 @ NJD 5
62	Dustin Brown	LOS ANGELES	Goal	Dwayne Roloson	NY ISLANDERS	243	13 Nov '10	NYI 1 @ LAK 5
63	Jamie Benn	DALLAS		Jonas Hiller	ANAHEIM	232	12 Nov '10	DAL 2 @ ANA 4
64	Mike Modano	DETROIT		Nikolai Khabibulin	EDMONTON	222	11 Nov '10	EDM 2 @ DET 6
65	Tom Kostopoulos	CAROLINA		Devan Dubnyk	EDMONTON	205	09 Nov '10	EDM 1 @ CAR 7
66	Loui Eriksson	DALLAS	Goal	Brent Johnson	PITTSBURGH	169	03 Nov '10	PIT 2 @ DAL 5

## 2010-11 FINAL NHL STANDINGS & STATISTICS

67	Mike Fisher	OTTAWA	Goal	Jean-Sebastien Giguere	TORONTO	160	02 Nov '10	OTT 3 @ TOR 2
68	Henrik Sedin	VANCOUVER	Goal	Martin Brodeur	NEW JERSEY	159	01 Nov '10	NJD 0 @ VAN 3
69	David Steckel	WASHINGTON	Goal	Henrik Karlsson	CALGARY	154	30 Oct '10	WSH 7 @ CGY 2
70	Frans Nielsen	NY ISLANDERS	Goal	Sergei Bobrovsky	PHILADELPHIA	146	30 Oct '10	NYI 1 @ PHI 6
71	David Booth	FLORIDA	Goal	Carey Price	MONTREAL	144	30 Oct '10	FLA 3 @ MTL 1
72	Ryan Callahan	NY RANGERS	Goal	Jean-Sebastien Giguere	TORONTO	143	30 Oct '10	NYR 2 @ TOR 0
73	Sean Bergenheim	TAMPA BAY		Marc-Andre Fleury	PITTSBURGH	126	27 Oct '10	PIT 3 @ TBL 5
74	Benoit Pouliot	MONTREAL		Dwayne Roloson	NY ISLANDERS	125	27 Oct '10	NYI 3 @ MTL 5
75	Evgeni Malkin	PITTSBURGH		Jonas Gustavsson	TORONTO	39	13 Oct '10	TOR 4 @ PIT 3
76	Marian Gaborik	NY RANGERS		Rick DiPietro	NY ISLANDERS	28	11 Oct '10	NYR 4 @ NYI 6
77	Alex Ovechkin	WASHINGTON	Goal	Martin Brodeur	NEW JERSEY	17	09 Oct '10	NJD 2 @ WSH 7
78	Evander Kane	ATLANTA	Goal	Michal Neuvirth	WASHINGTON	11	08 Oct '10	WSH 2 @ ATL 4

Total Goals / Total Shots: 27 / 78



BankAtlantic - Official Bank of the Florida Panthers®

Since 1952, giving South Florida the best banking experience has been our number one

# GOAL.



Stop by

Visit



[BankAtlantic.com](http://BankAtlantic.com)

Call **1-888-7-DAY-BANK** 1-888-732-9226