























Member States Contributions to the CERN budget – 2010

		%	MCHF
	Austria	2.25%	25.032
	Belgium	2.82%	31.346
	Bulgaria	0.32%	3.556
	Czech Republic	1.08%	12.055
	Denmark	1.76%	19.601
	Finland	1.49%	16.514
	France	15.63%	173.786
	Germany	20.30%	225.767
	Greece	1.93%	21.489
	Hungary	0.69%	7.611
	Italy	11.64%	129.420
	Netherlands	4.55%	50.588
	Norway	2.76%	30.670
	Poland	2.66%	29.594
	Portugal	1.18%	13.114
	Slovak Republic	0.60%	6.700
	Spain	8.89%	98.908
	Sweden	2.40%	26.720
	Switzerland	2.41%	26.851
	United Kingdom	14.64%	162.831
		100.00%	1'112.153