

西港島綫 西營盤站

簡介

西港島綫是港島綫的延綫，途經西區人口最密集的地段，超過九成的居民可徒步前往其中一個車站。

西港島綫於2009年7月動工建造，預計於2014年落成。



主要資料

走綫

由上環站向西伸延至堅尼地城，整條鐵路均建於地下

車站

西營盤、香港大學及堅尼地城站

全程長度

約三公里

行車班次

與現時港島綫一致，每小時每方向載客量達八萬五千人

票價

沿用港鐵票價機制

轉乘

西港島綫乃港島綫延綫，在上環站不需轉綫

預計行車時間

來往堅尼地城至上環	8分鐘
來往堅尼地城至銅鑼灣	13分鐘
來往堅尼地城至尖沙咀	14分鐘

西港島綫設計特色

西港島綫是一條「社區鐵路」，在設計上回應社區的需要，並同時提升現有設施。

- 車站出入口四通八達，除方便乘客外，市民可於車站內的非付費區，利用站內的升降機、扶手電梯和行人通道，往來西半山區及皇后大道西一帶。
- 改善車站出入口及附近的行人系統，包括在堅尼地城站附近的石山街興建升降機連接山市街、於山市街興建扶手電梯，以及在西營盤站奇靈里出入口設立行人專用區。
- 重置受興建鐵路影響的現有設施，為區內興建新泳池，並活化歷史建築物成為康復中心。



▲ 高街舊半山區警署已翻新及改建，並加建一座新翼大樓以重置戴麟趾康復中心

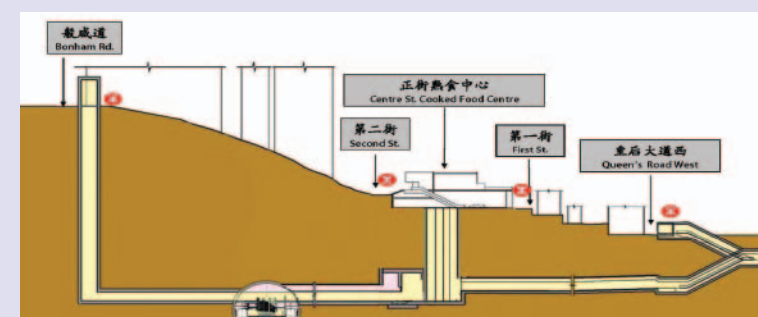
西營盤站



*只往B1出入口

西營盤站

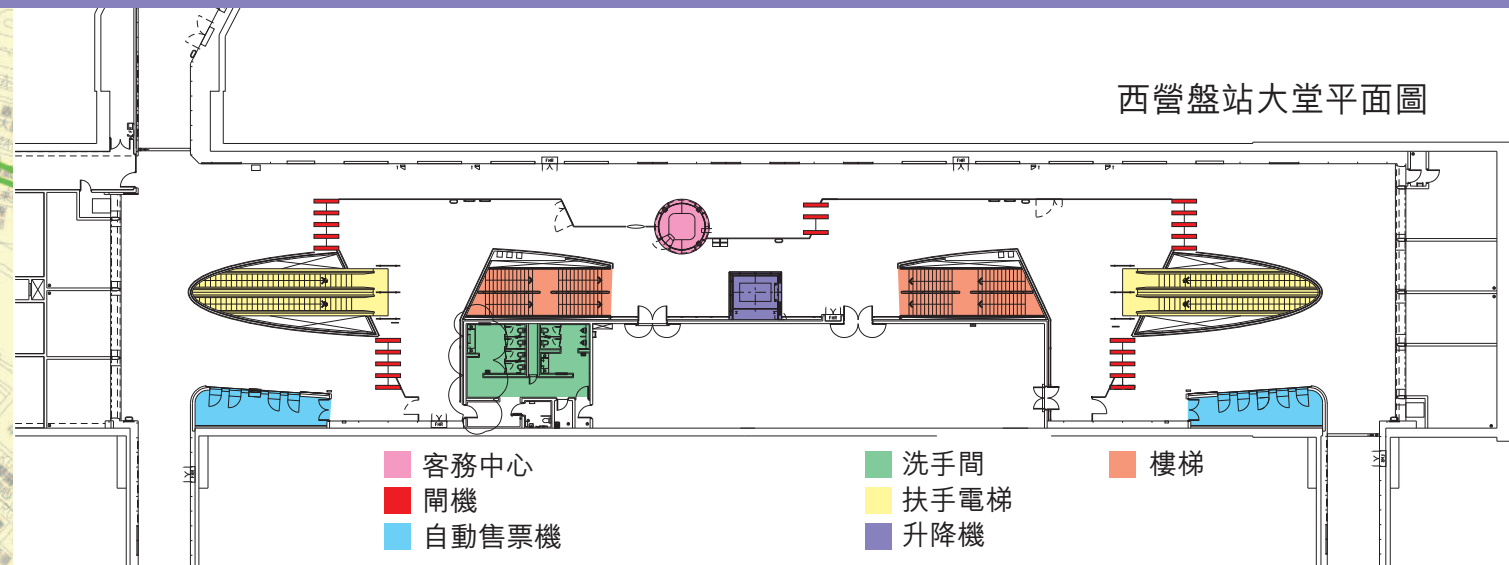

- 車站設有6個出入口
- 車站將設有客務中心、郵箱服務、收費電話及洗手間設施
- 非付費區通道接駁地下車站大堂至般咸道及皇后大道西
- 般咸道出入口設置升降機接駁地下車站大堂
- 在奇靈里設置行人專用區



西營盤站設計之切面圖

車站藝術裝飾

港鐵公司開展了西港島綫社區藝術計劃，與地區團體及本地藝術組織合作，舉辦多項活動鼓勵公眾和地區人士了解西區歷史文化，利用集體藝術創作紀錄社區面貌。他們創作的藝術作品將永久擺放於車站內，為西港島綫注入西區獨有的歷史文化特色。



西營盤站大堂平面圖



皇后大道西近西湖里出入口



般咸道出入口



車站大堂

港鐵工程熱線

辦公時間：
星期一至五 上午8時30分至下午6時
星期六 上午8時30分至下午1時
(公眾假期除外)

2993 3333

辦公時間以外或線路繁忙時，電話會自動接駁至留言系統，市民可留下錄音口訊，工程熱線之工作人員將於辦公時間內盡快回覆並跟進。
西港島綫網頁：www.mtr-westislandline.hk

WEST ISLAND LINE

Sai Ying Pun Station

Introduction

West Island Line is an extension of the MTR Island Line, and a community railway that runs beneath the densely populated areas of Western District. Over 90% of the residents in the District will be able to access the railway on foot.

The construction of the West Island Line began in July 2009 and is expected to be completed in 2014.



Key Information

Alignment
Underground extension of the existing MTR Island Line from Sheung Wan to Kennedy Town

Stations
Sai Ying Pun, Hong Kong University and Kennedy Town

Route length
Approximately 3 km

Train frequency and capacity
As with existing MTR Island Line, with a capacity of up to 85,000 passengers per hour per direction.

Fare
Follows the same MTR fare structure

Interchange
As an extension of the Island Line, the WIL requires no interchange at Sheung Wan Station

Estimated Journey Time
Between Kennedy Town and Sheung Wan 8 minutes
Between Kennedy Town and Causeway Bay 13 minutes
Between Kennedy Town and Tsim Sha Tsui 14 minutes

Design Features of the West Island Line

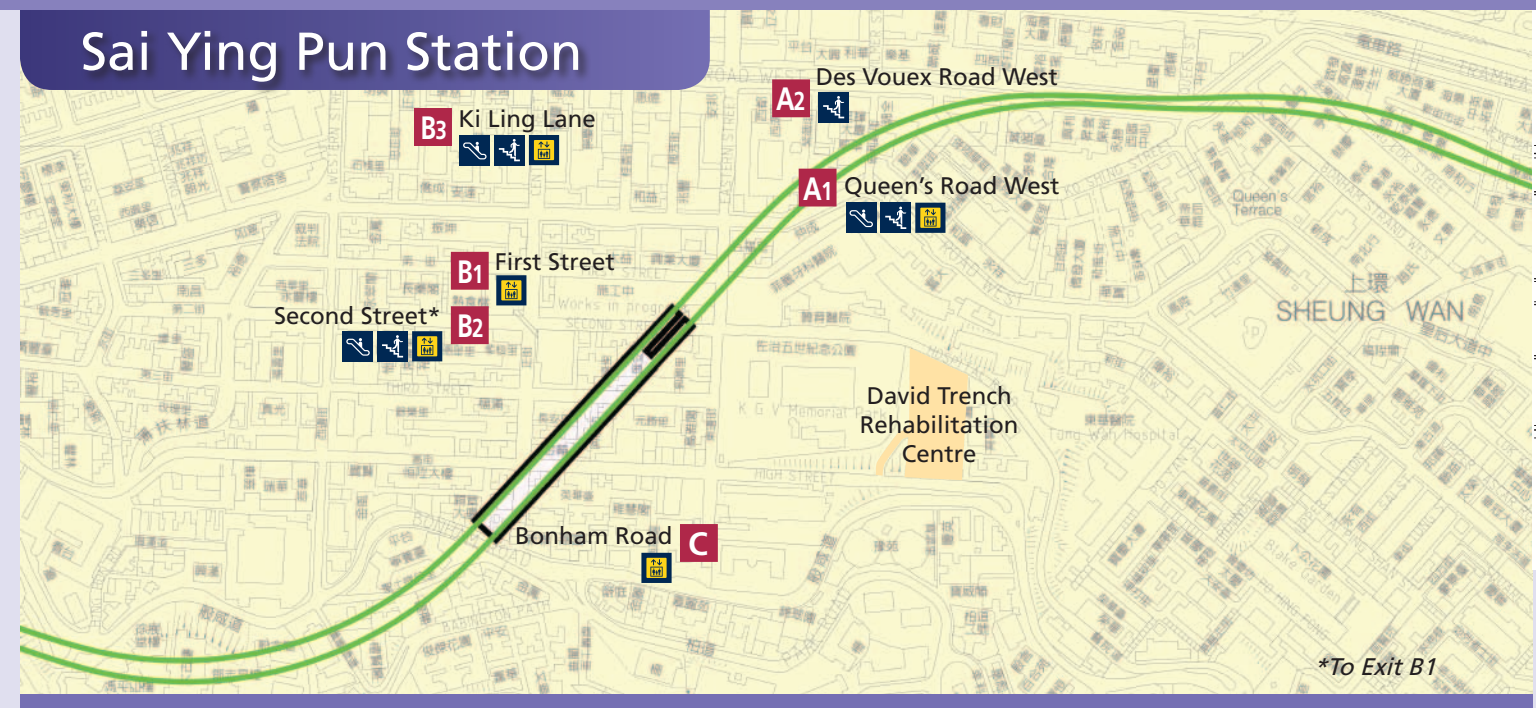
The West Island Line is a "Community Railway", with features responding to the needs of the community. It will also upgrade public facilities in the Western District providing:

- A convenient pedestrian network to connect uphill and downhill areas in the West Mid-Levels and the area along Queen's Road West through the use of high capacity lifts, escalators and walkways at the unpaid area of the stations.
- Improvements to the footpaths connecting to the station entrances such as the Kennedy Town Station Green Mini Bus Boarding / Alighting Area, a passenger lift connecting on Rock Hill Street and an escalator on Sands Street to improve the accessibility in the area, and the pedestrianisation at Ki Ling Lane entrance of the Sai Ying Pun Station.
- A new swimming pool and a historic building revitalised into a rehabilitation centre, as re-provisioned facilities for the affected services.



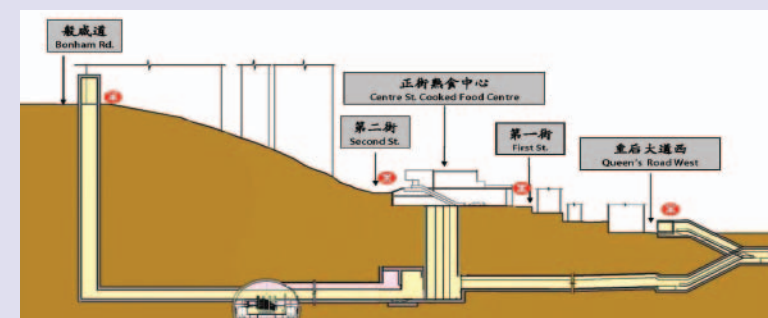
▲ David Trench Rehabilitation Centre is re-housed in the refurbished Ex-Upper Level Police Station with a new annex.

Sai Ying Pun Station



Sai Ying Pun Station

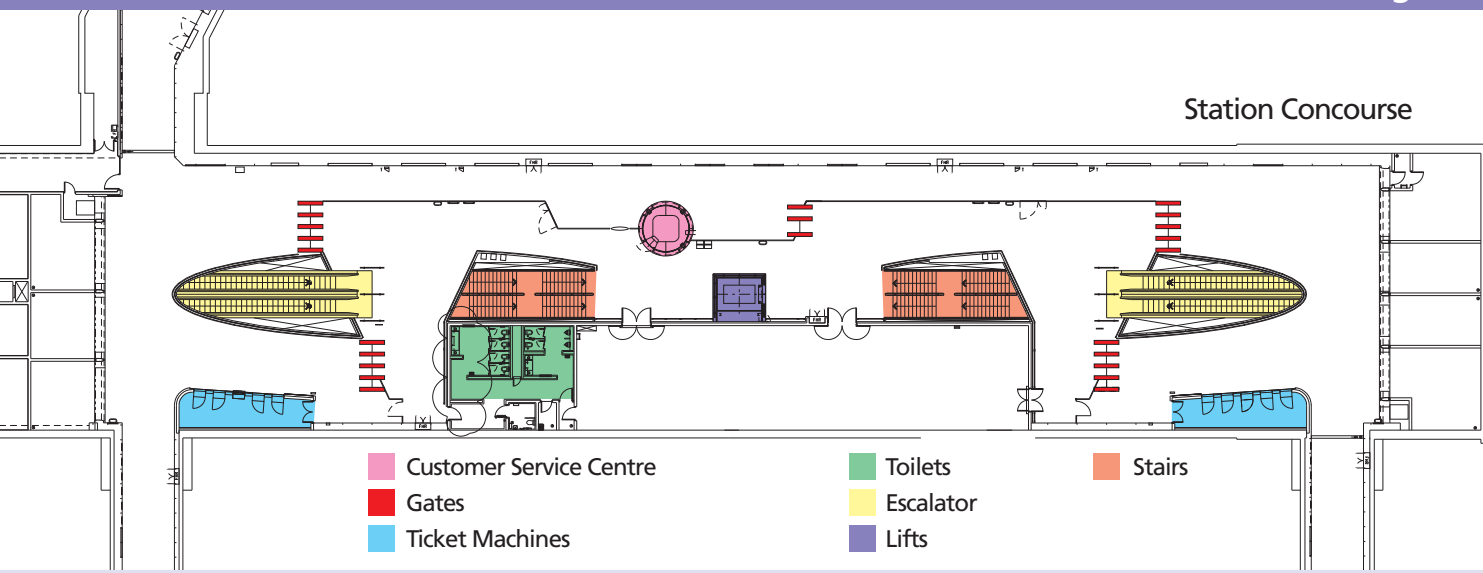
- 6 station entrances
- Customer services centre, postboxes, payphones and toilets will be provided
- Unpaid area connecting the underground station concourse to Bonham Road and Queen's Road West
- High capacity lifts at Bonham Road station entrance to connect to the underground station concourse
- Pedestrianised Ki Ling Lane



Cross section plan of the Sai Ying Pun Station

Arts in Stations

MTR Corporation has joined hands with the local community and art groups to organise a "West Island Line Community Art Programme" which consists of a series of arts and cultural activities to engage residents to bring the unique characteristics of the Western District into the new stations of the West Island Line. Their works will be permanently displayed in the station to reflect the rich cultural fabric and heritage of the Western District.



Entrance at Queen's Road West near Sai Woo Lane



Entrance at Bonham



Station concourse

MTR Projects Hotline 2993 3333

Office Hours:
Monday to Friday 8:30am - 6pm
Saturday 8:30am - 1pm (Except Public Holiday)

Calls will be connected to a voice mailbox when the lines are busy or after office hours. Please leave your message and we will contact you the next working day.

Project website: www.mtr-westislandline.hk