

Station vinyls and associated signs standard

Issue 1

Contents



Foreword

1	Basic elements	17	Doors
2	Ticket office signs	18	Help points
3	Multi Fare Machine (MFM)	19	Station works license holder
4	Few Fare Machines (FFM)		For further information
5	Queue Busting Machine (QBM)		
6	Advanced Fare Machine (AFM)		
7	E1 gate		
8	E2 gate		
9	P gate		
10	'Not in service' gate strap		
11	Oyster validators		
12	Manual gate		
13	Gateline Assistance Point (GIAP)		
14	Platforms		
15	Stairs and routeways		
16	Fire related notices		

This document details all supplementary signs and that are to be applied to London Underground stations.

Approved artwork for each graphic shown is available from TfL Corporate Design (phone 020 7126 4462). No other artwork is to be used.

This section of the document gives guidance on the basic elements that are used to produce supplementary signs within a London Underground station. The information covered includes the use of the corporate typeface and colours.

Further information can be found in design standards available on the TfL website:
tfl.gov.uk/corporatedesign

New Johnston

The typeface of TfL is New Johnston, which should be set in mixed upper and lower case. New Johnston Medium is the only typeface to be used for supplementary signs unless specifically stated otherwise.

ABCDEFGHIJKLMNOPQRSTUVWXYZ
abcdefghijklmnopqrstuvwxyz
1234567890£/.,“()::;

New Johnston Medium

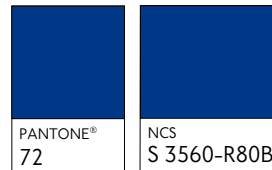
1.2 Colours

[Contents](#)

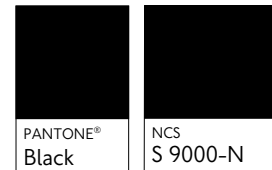
The colours shown here are those used within London Underground stations to produce supplementary signs.

The Pantone Matching System is to be used for print purposes and the Natural Colour System (NCS) is to be used for paint applications.


Corporate Blue



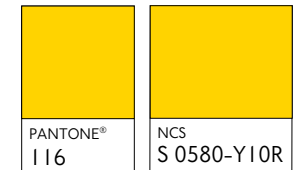
Corporate black




Safety Red



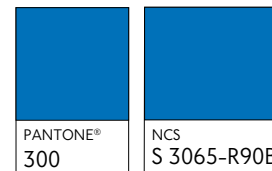
Safety Yellow



Safety Green



Safety Blue



2 Ticket office signs

[Contents](#)



The following pages illustrate the supplementary signs that are to appear in a ticket office environment.

2.1 Chip and PIN not in use

[Contents](#)



Artwork reference number
LUSS/115

Size
62 x 32mm

Colour
Safety Red (Pantone 485)



2.2 Payment (80p)

Contents



Artwork reference number

LUSS/I 29/A

Size

113 x 342mm

Colours

Corporate Blue (Pantone 072)

4 colour process

Payment

Please state your destination and show any discount cards when purchasing your ticket.

Please check your ticket and change before leaving the window.

We are pleased to accept payment by any of the credit or debit cards shown below.


Payment with € Euro notes

Euro notes up to €100 are accepted.



All change will be given in £ sterling (€1 = 80p).

For further information on tickets available, please pick up a leaflet from the rack.




There is a minimum £5 Oyster top up at the ticket office window. Smaller amounts can be added at the ticket machines (correct change).




UK issue only




ELECTRON



JCB CARDS



Diners Club International



2.3 Payment (85p)

Contents



Artwork reference number

LUSS/I 29/B

Size

113 x 342mm

Colours

Corporate Blue (Pantone 072)

4 colour process

Payment

Please state your destination and show any discount cards when purchasing your ticket.

Please check your ticket and change before leaving the window.

We are pleased to accept payment by any of the credit or debit cards shown below.



Payment with € Euro notes

Euro notes up to €100 are accepted.


All change will be given in £ sterling (€1 = 85p).

For further information on tickets available, please pick up a leaflet from the rack.



There is a minimum £5 Oyster top up at the ticket office window. Smaller amounts can be added at the ticket machines (correct change).



UK issue only




ELECTRON





Diners Club
International



2.4 Payment (90p)

Contents



Artwork reference number

LUSS/I 29/C

Size

113 x 342mm

Colours

Corporate Blue (Pantone 072)

4 colour process

Payment

Please state your destination and show any discount cards when purchasing your ticket.

Please check your ticket and change before leaving the window.

We are pleased to accept payment by any of the credit or debit cards shown below.

Payment with € Euro notes

Euro notes up to €100 are accepted.



All change will be given in £ sterling (€1 = 90p).

For further information on tickets available, please pick up a leaflet from the rack.


There is a minimum £5 Oyster top up at the ticket office window. Smaller amounts can be added at the ticket machines (correct change).




UK issue only



ELECTRON





Diners Club
International



2.5 Payment (non euro acceptance payment)

Contents



Artwork reference number

LUSS/I31

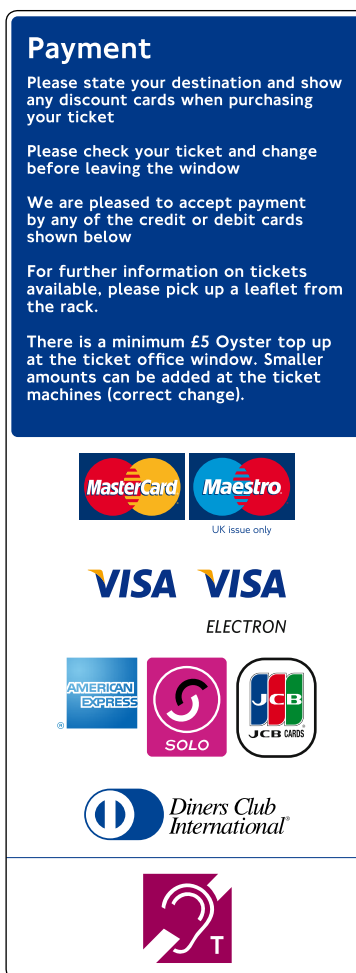
Size

113 x 300mm

Colours

Corporate Blue (Pantone 072)

4 colour process



2.6 This station is in Zone...

[Contents](#)



Artwork reference number

LUSS/I 33

(Zone specific and double sided printed)

Size

210 x 100mm

Colour

Corporate Blue (Pantone 072)

This station is in Zone 1

If you are unable to produce a valid ticket or validated Oyster card for the journey you have just made, you may be asked to give your name and address and you could be required to pay a penalty fare. Otherwise you will be charged the appropriate fare for the journey you have made.

2.7 Please queue here

[Contents](#)



Artwork reference number

LUSS/I 40

Size

210 x 297mm (A4)

Colour

Corporate Blue (Pantone 072)

A vertical rectangular sign with a solid dark blue background. The text "Please queue here" is written in a large, white, sans-serif font, centered vertically and horizontally. The words are stacked: "Please" on the first line, "queue" on the second, and "here" on the third.

Please
queue
here

2.8 Please wait here

[Contents](#)



Artwork reference number

LUSS/I 41

Size

210 x 297mm (A4)

Colour

Corporate Blue (Pantone 072)

**Please
wait here**

**until a ticket
window becomes
available**

2.9 Save time and money

[Contents](#)



Artwork reference number

LUSS/I 45

Size

210 x 297mm (A4)

Colour

Corporate Blue (Pantone 072)

**Save time
and money**

**Buy your One Day
Travelcard from our
ticket machines –
they give change**

2.10 Save time queuing on Mondays

[Contents](#)



Artwork reference number

LUSS/I 46

Size

210 x 297mm (A4)

Colour

Corporate Blue (Pantone 072)

Save time queuing on Mondays

You can start your
Travelcard Season on
the day of the week
that suits you

2.11 Save time queuing every day

[Contents](#)



Artwork reference number
LUSS/I 47

Size
210 x 297mm (A4)

Colour
Corporate Blue (Pantone 072)

**Save time
queuing
every day**

- **Buy a Travelcard
Season**
- **Ask at the ticket
office for details**

2.12 No entry

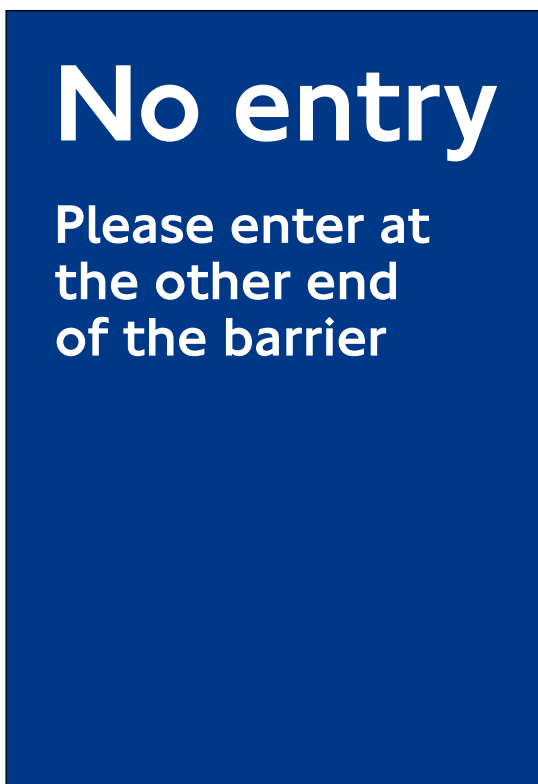
[Contents](#)



Artwork reference number
LUSS/I 49

Size
210 x 297mm (A4)

Colour
Corporate Blue (Pantone 072)



2.13 Chip and PIN bank card orientation

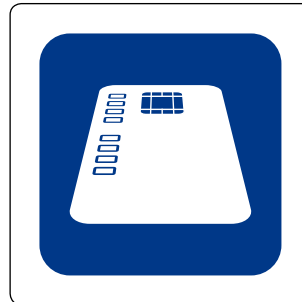
[Contents](#)



Artwork reference number
LUSS/I 50

Size
20 x 20mm

Colour
Corporate Blue (Pantone 072)



3 Multi Fare Machine (MFM)

[Contents](#)



The following pages illustrate the supplementary signs that are to appear on Multi Fare Machines (MFMs).

3.1 Five pence not accepted

[Contents](#)



Artwork reference number
LUSS/100

13mm diameter

Colour
Safety Red (Pantone 485)
Black 100%



3.2 Device ID/Gate number (1-20)

Contents




Artwork reference number

LUSS/101/A

37 x 31mm

Colour

Corporate Blue (Pantone 072)



3.3 Device ID/Gate number (21-40)

[Contents](#)



Artwork reference number

LUSS/101/B

37 x 31mm

Colour

Corporate Blue (Pantone 072)



3.4 Device ID/Gate number (41-60)

Contents



Artwork reference number

LUSS/101/C

37 x 31mm

Colour

Corporate Blue (Pantone 072)



3.5 Device ID/Gate number (61-80)

Contents



Artwork reference number

LUSS/I01/D

37 x 31mm

Colour

Corporate Blue (Pantone 072)



3.6 Device ID/Gate number (81-100)

Contents



Artwork reference number

LUSS/101/E

37 x 31mm

Colour

Corporate Blue (Pantone 072)



3.7 Smartcard reader


[Contents](#)



Artwork reference number
LUSS/I 12

Size
92mm diameter

Colours
Safety Yellow (Pantone 116)
Oyster Grey (Pantone Cool Grey 10)



3.8 Smart card reader not working

[Contents](#)



Artwork reference number

LUSS/114

Size

92mm diameter

Colours

Safety Yellow (Pantone 116)

Oyster Grey (Pantone Cool Grey 10)

Safety Red (Pantone 485)



3.9 Chip and PIN not in use

[Contents](#)



Artwork reference number
LUSS/115

Size
62 x 32mm

Colours
Safety Red (Pantone 485)



3.10 Chip and PIN bank card orientation

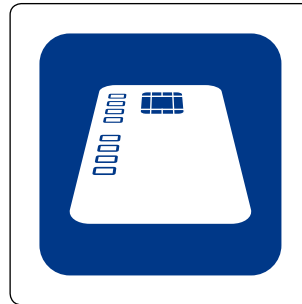
[Contents](#)



Artwork reference number
LUSS/I 50

Size
20 x 20mm

Colour
Corporate Blue (Pantone 072)



3.11 Tube map

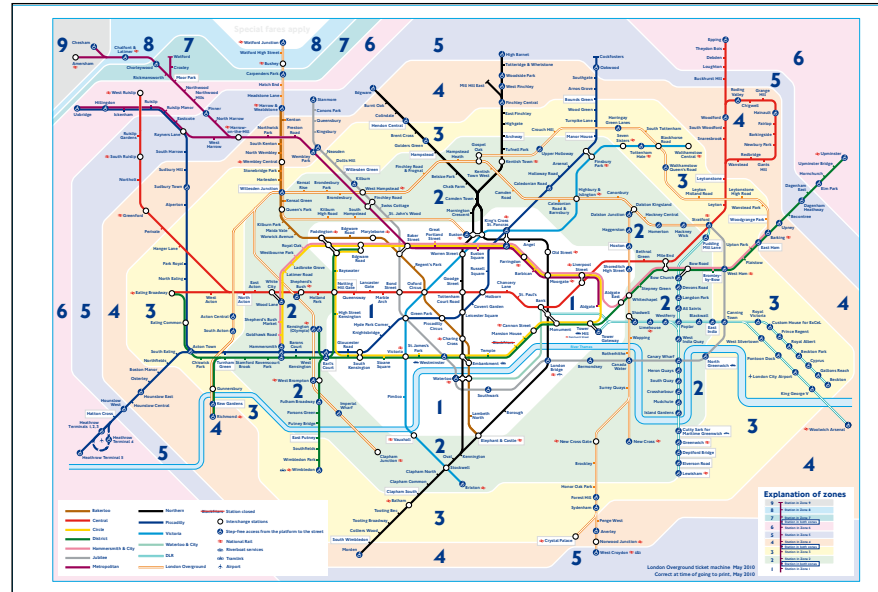
Contents



Artwork reference number
LUSS/160

Size
235 x 166mm

Colour
4 colour process



3.12 Only insert your bank card when prompted (MFM)

Contents



Artwork reference number

LUSS/I61

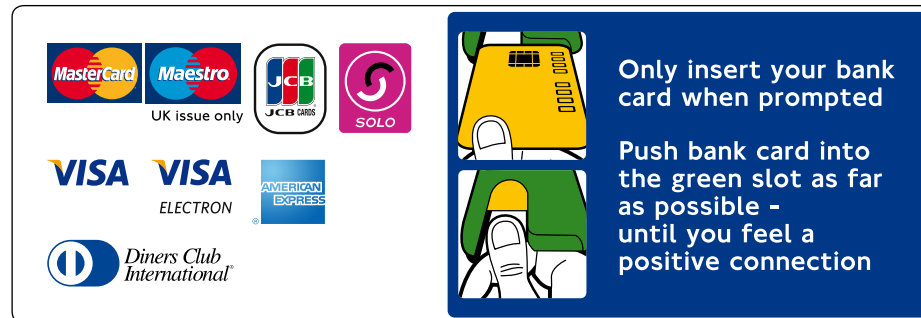
Size

262 x 90mm

Colour

Corporate Blue (Pantone 072)

4 colour process



3.13 Notes accepted


[Contents](#)



Artwork reference number
LUSS/I 62

Size
30 x 23mm

Colour
Corporate Blue (Pantone 072)
4 colour process



3.14 MFM header panel

[Contents](#)




Artwork reference number
LUSS/323

Size
1120 x 170mm

Colour
4 colour process



Top-up here



3.15 Always protect your PIN

[Contents](#)



Artwork reference number
LUSS/1130

Size
160 x 20mm

Colours
Corporate Blue (Pantone 072)

Always protect your PIN

3.16 Machine out of order

[Contents](#)



Artwork reference number
LUSS/OOS

Size
210 x 108mm

Colours
Corporate Blue (Pantone 072)

**This machine is
out of order**

**The fault has been
reported**

4 Few Fare Machines (FFM)

[Contents](#)



The following pages illustrate the supplementary signs that are to appear on Few Fare Machines (FFMs).

4.1 Device ID/Gate number (1-20)

Contents




Artwork reference number

LUSS/101/A

37 x 31 mm

Colour

Corporate Blue (Pantone 072)



4.2 Device ID/Gate number (21-40)

Contents



Artwork reference number

LUSS/101/B

37 x 31 mm

Colour

Corporate Blue (Pantone 072)



4.3 Device ID/Gate number (41-60)

Contents



Artwork reference number

LUSS/101/C

37 x 31mm

Colour

Corporate Blue (Pantone 072)



4.4 Device ID/Gate number (61-80)

Contents



Artwork reference number

LUSS/I01/D

37 x 31mm

Colour

Corporate Blue (Pantone 072)



4.5 Device ID/Gate number (81-100)

[Contents](#)



Artwork reference number

LUSS/101/E

37 x 31mm

Colour

Corporate Blue (Pantone 072)



4.6 FFM fascia panel

Contents



Artwork reference number
LUSS/I 52
(Station specific)

Size
467 x 529mm

Colours
Black 100%
Yellow 100%

Acton Town

This station is in Zone 3

Single Tickets	Day Travelcards (Off-Peak)
_____	_____
_____	_____
_____	_____
_____	_____
_____	_____

For assistance, press 'Call assistance' button. If no reply received, please contact any member of staff.

Please remember:

- To ensure you pay the correct fare, please check the fares list located nearby.
- Single tickets are valid for one single journey. Valid today only.
- Off-Peak Day Travelcards are valid after 09:30 Monday to Fridays, all day Saturdays, Sundays and public holidays. Valid today only.
- Your Day Travelcard must cover all the zones you are travelling through or you may be liable for a penalty fare or prosecution.

Oyster:

- Using Oyster to pay as you go is the cheapest way to pay for single journeys.
- Ask a member of staff for information on the savings that can be made using Oyster.
- You can get an Oyster card from most Tube and London Overground station ticket offices, by visiting tfl.gov.uk/oyster, at Oyster Ticket Stops or by calling 0845 330 9876 (Calls from BT landlines cost 3.5p per minute. Calls from mobiles vary depending on network).

Single Tickets		
Price	Zones	Journey
£3.20	2-6	Any single LU journey within Zones 2-6
£4.00	1-6	Any single LU journey within Zones 1-6
£4.00	3-9	Any single LU journey within Zones 3-9

Correct at time of going to print November 2009

4.7 Insert correct money

[Contents](#)



Artwork reference number

LUSS/I 56

Size

210 x 45mm

Colours

Black 100%

**Please insert the correct money
if you can and help us
to conserve change
for other customers**



4.8 Underground FFM fascia map

Contents



Artwork reference number

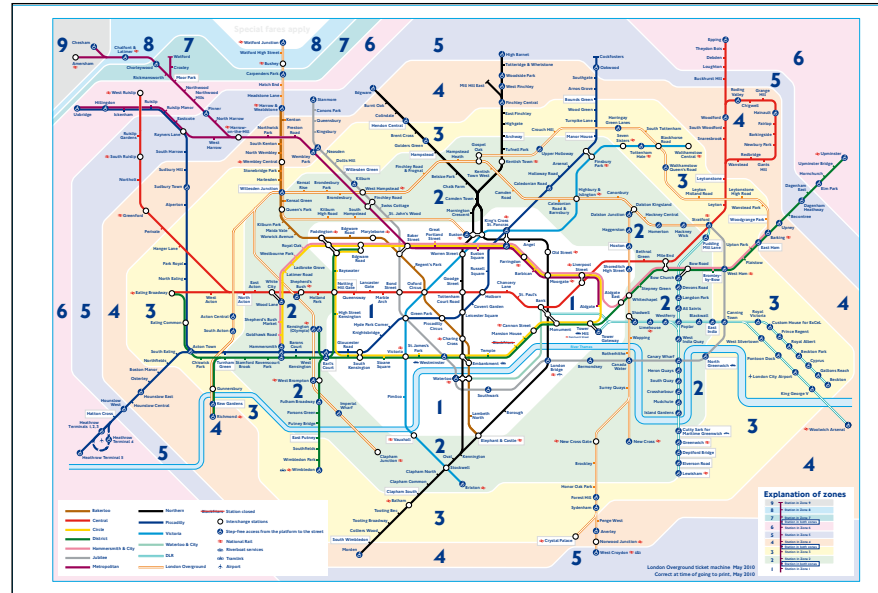
LUSS/I60

Size

235 x 156mm

Colours

4 colour process



4.9 FFM header panel


[Contents](#)



Artwork reference number
LUSS/322

Size
520 x 170mm

Colour
Black 100%



5 Queue Busting Machine (QBM)

[Contents](#)



The following pages illustrate the supplementary signs that are to appear on Queue Busting Machines (QBMs).

5.1 Device ID/Gate number (1-20)

[Contents](#)




Artwork reference number

LUSS/101/A

37 x 31mm

Colour

Corporate Blue (Pantone 072)



5.2 Device ID/Gate number (21-40)

Contents



Artwork reference number

LUSS/101/B

37 x 31 mm

Colour

Corporate Blue (Pantone 072)



5.3 Device ID/Gate number (41-60)

Contents



Artwork reference number

LUSS/101/C

37 x 31mm

Colour

Corporate Blue (Pantone 072)



5.4 Device ID/Gate number (61-80)

Contents



Artwork reference number

LUSS/I01/D

37 x 31 mm

Colour

Corporate Blue (Pantone 072)



5.5 Device ID/Gate number (81-100)

Contents



Artwork reference number

LUSS/101/E

37 x 31mm

Colour

Corporate Blue (Pantone 072)



5.6 Smartcard reader


[Contents](#)



Artwork reference number
LUSS/I 12

Size
92mm diameter

Colours
Safety Yellow (Pantone 116)
Oyster Grey (Pantone Cool Grey 10))



5.7 Smart card reader not working

[Contents](#)



Artwork reference number

LUSS/114

Size

92mm diameter

Colours

Safety Yellow (Pantone 116)

Oyster Grey (Pantone Cool Grey 10)

Safety Red (Pantone 485)



5.8 Chip and PIN not in use

[Contents](#)



Artwork reference number
LUSS/115

Size
62 x 32mm

Colours
Safety Red (Pantone 485)



5.9 Chip and PIN bank card orientation

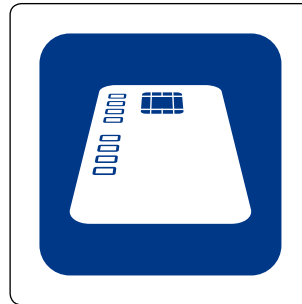
[Contents](#)



Artwork reference number
LUSS/I 50

Size
20 x 20mm

Colour
Corporate Blue (Pantone 072)



5.10 Only insert your bank card when prompted (QBM)

Contents



Artwork reference number

LUSS/I 5 I

Size

205 x 60mm

Colour

Corporate Blue (Pantone 072)

4 colour process



5.11 QBM header panel


[Contents](#)



Artwork reference number
LUSS/324

Size
520 x 170mm

Colour
Corporate Blue (Pantone 072)
Black 100%
Cyan 100%



5.12 Oyster only

[Contents](#)



Artwork reference number
LUSS/325

Size
269 x 59mm

Colour
Corporate Blue (Pantone 072)

Oyster only

5.13 Oyster and tickets

[Contents](#)



Artwork reference number

LUSS/326

Size

269 x 59mm

Colour

Corporate Blue (Pantone 072)

A dark blue rectangular graphic with rounded corners and a thin white border. The text "Oyster and tickets" is centered in white, bold, sans-serif font.

Oyster and tickets

5.14 Always protect your PIN

[Contents](#)



Artwork reference number
LUSS/1130

Size
160 x 20mm

Colours
Corporate Blue (Pantone 072)

Always protect your PIN

5.15 Machine out of order

[Contents](#)



Artwork reference number
LUSS/OOS

Size
210 x 108mm

Colours
Corporate Blue (Pantone 072)

**This machine is
out of order**

**The fault has been
reported**

6 Advanced Fare Machine (AFM)

[Contents](#)



The following pages illustrate the supplementary signs that are to appear on Advanced Fare Machines (AFM).

6.1 Device ID/Gate number (1-20)

Contents



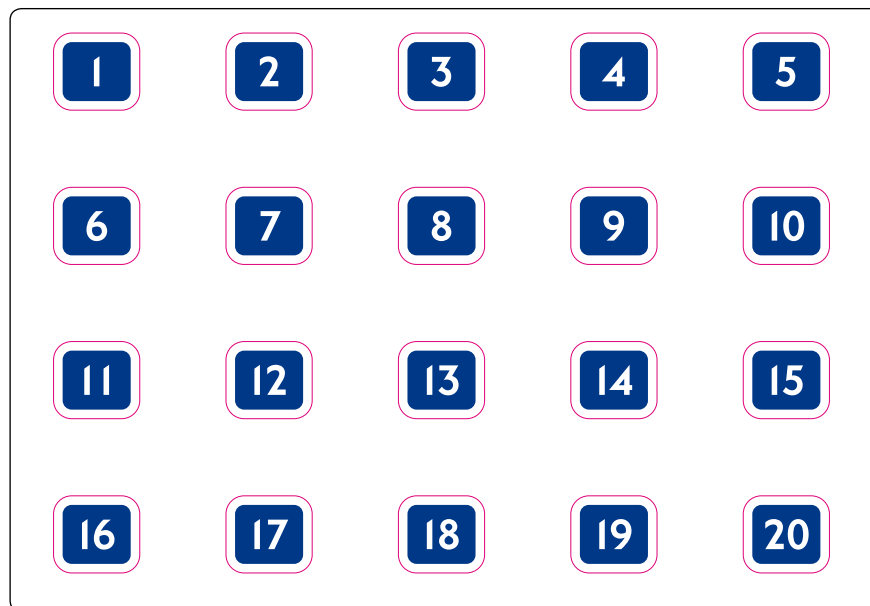
Artwork reference number

LUSS/101/A

37 x 31mm

Colour

Corporate Blue (Pantone 072)



6.2 Device ID/Gate number (21-40)

Contents



Artwork reference number

LUSS/101/B

37 x 31 mm

Colour

Corporate Blue (Pantone 072)



6.3 Device ID/Gate number (41-60)

Contents



Artwork reference number

LUSS/I01/C

37 x 31mm

Colour

Corporate Blue (Pantone 072)



6.4 Device ID/Gate number (61-80)

Contents



Artwork reference number

LUSS/I01/D

37 x 31mm

Colour

Corporate Blue (Pantone 072)



6.5 Device ID/Gate number (81-100)

Contents



Artwork reference number

LUSS/101/E

37 x 31mm

Colour

Corporate Blue (Pantone 072)



6.6 Smartcard reader

[Contents](#)



Artwork reference number

LUSS/I 12


Size

92mm diameter

Colours

Safety Yellow (Pantone 116)

Oyster Grey (Pantone Cool Grey 10))



6.7 Smart card reader not working

Contents



Artwork reference number

LUSS/114

Size

92mm diameter

Colours

Safety Yellow (Pantone 116)

Oyster Grey (Pantone Cool Grey 10)

Safety Red (Pantone 485)



6.8 Chip and PIN bank card orientation

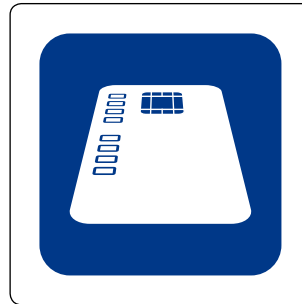
[Contents](#)



Artwork reference number
LUSS/I 50

Size
20 x 20mm

Colour
Corporate Blue (Pantone 072)



6.9 Tube map

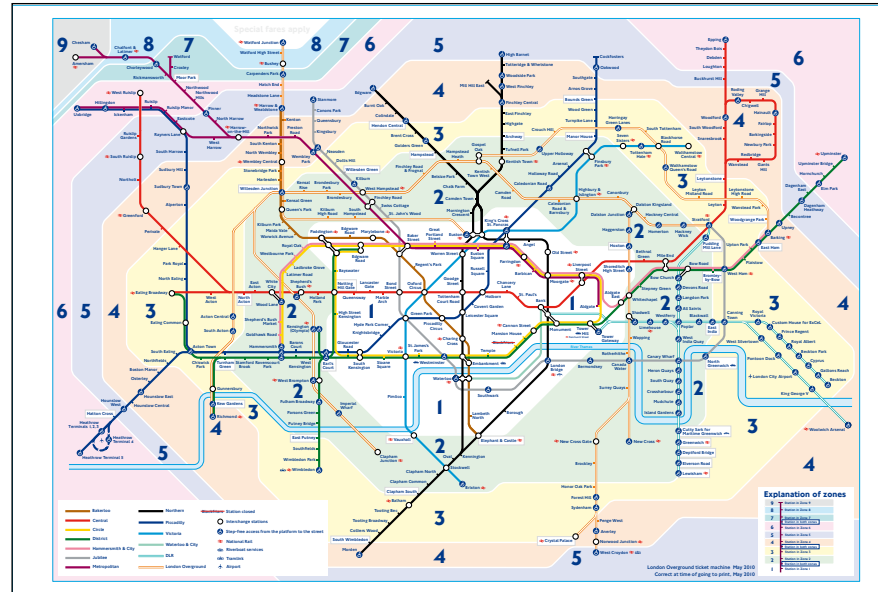
Contents



Artwork reference number
LUSS/I60

Size
235 x 166mm

Colour
4 colour process



6.10 Only insert your bank card when prompted (AFM)

Contents



Artwork reference number

LUSS/171

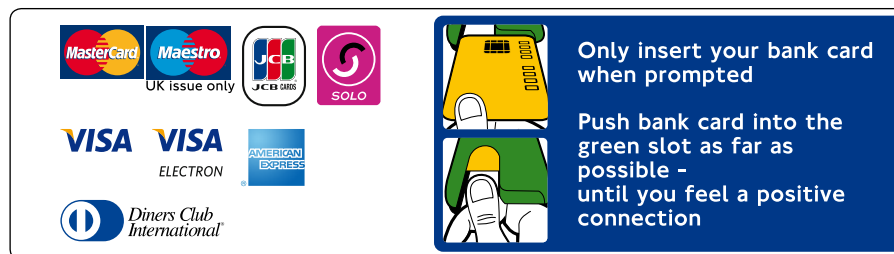
Size

200 X 56mm

Colour

Corporate Blue (Pantone 072)

4 colour process



6.11 AFM header panel


[Contents](#)



Artwork reference number
LUSS/321

Size
520 x 170mm

Colour
Corporate Blue (Pantone 072)
Black 100%
Cyan 100%



6.12 Always protect your PIN

[Contents](#)



Artwork reference number
LUSS/1130

Size
160 x 20mm

Colours
Corporate Blue (Pantone 072)

Always protect your PIN

6.13 Machine out of order

[Contents](#)



Artwork reference number
LUSS/OOS

Size
210 x 108mm

Colours
Corporate Blue (Pantone 072)

**This machine is
out of order**

**The fault has been
reported**

7 EI gate

[Contents](#)



The following pages illustrate the supplementary signs that are to appear on EI gates.

7.1 Device ID/Gate number (1-20)

Contents




Artwork reference number

LUSS/101/A

37 x 31mm

Colour

Corporate Blue (Pantone 072)



7.2 Device ID/Gate number (21-40)

[Contents](#)



Artwork reference number

LUSS/101/B

37 x 31 mm

Colour

Corporate Blue (Pantone 072)



7.3 Device ID/Gate number (41-60)

Contents



Artwork reference number

LUSS/101/C

37 x 31 mm

Colour

Corporate Blue (Pantone 072)



7.4 Device ID/Gate number (61-80)

Contents



Artwork reference number

LUSS/I01/D

37 x 31 mm

Colour

Corporate Blue (Pantone 072)



7.5 Device ID/Gate number (81-100)

Contents



Artwork reference number

LUSS/101/E

37 x 31mm

Colour

Corporate Blue (Pantone 072)



7.6 Children under 5 (EI)

[Contents](#)



Artwork reference number
LUSS/I05

Size
82 x 25mm

Colours
Corporate Blue (Pantone 072)

**Children under 5 (and dogs)
must be carried through
the gates**

7.7 Penalty fare (E1)

[Contents](#)



Artwork reference number

LUSS/106

Size

82 x 25mm

Colours

Corporate Blue (Pantone 072)

**£50 penalty fare
or prosecution**

If you pass this point and fail to show on
demand a valid ticket for the whole of
your journey or a validated Oyster card
- reduced to £25 if paid within 21 days

7.8 Smartcard reader


[Contents](#)



Artwork reference number
LUSS/I 12

Size
92mm diameter

Colours
Safety Yellow (Pantone 116)
Oyster Grey (Pantone Cool Grey 10)



7.9 Smart card reader not working

[Contents](#)



Artwork reference number

LUSS/114

Size

92mm diameter

Colours

Safety Yellow (Pantone 116)

Oyster Grey (Pantone Cool Grey 10)

Safety Red (Pantone 485)



8 E2 gate

[Contents](#)



The following pages illustrate the supplementary signs that are to appear on E2 gates.

8.1 Device ID/Gate number (1-20)

Contents



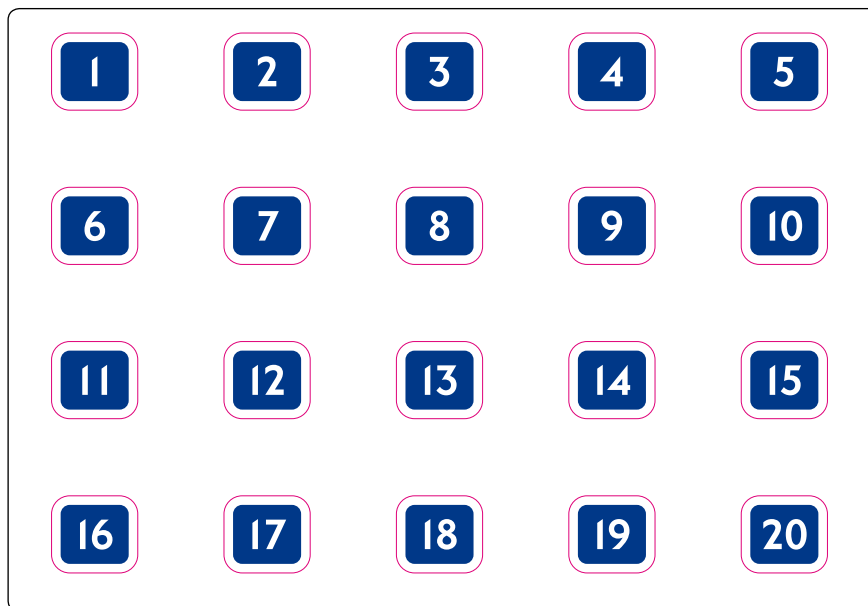
Artwork reference number

LUSS/101/A

37 x 31mm

Colour

Corporate Blue (Pantone 072)



8.2 Device ID/Gate number (21-40)

Contents



Artwork reference number

LUSS/101/B

37 x 31 mm

Colour

Corporate Blue (Pantone 072)



8.3 Device ID/Gate number (41-60)

Contents




Artwork reference number

LUSS/101/C

37 x 31mm

Colour

Corporate Blue (Pantone 072)



8.4 Device ID/Gate number (61-80)

Contents




Artwork reference number

LUSS/I01/D

37 x 31mm

Colour

Corporate Blue (Pantone 072)



8.5 Device ID/Gate number (81-100)

Contents



Artwork reference number

LUSS/101/E

37 x 31mm

Colour

Corporate Blue (Pantone 072)



8.6 Step free access

[Contents](#)



Artwork reference number
LUSS/I07

Size
225 x 135mm

Colours
Corporate Blue (Pantone 072)



8.7 Smartcard reader


[Contents](#)



Artwork reference number
LUSS/I 12

Size
92mm diameter

Colours
Safety Yellow (Pantone 116)
Oyster Grey (Pantone Cool Grey 10)



8.8 Penalty fare (E2)

[Contents](#)



Artwork reference number

LUSS/113

115 x 37mm

Colours

Corporate Blue (Pantone 072)

£50 penalty fare or prosecution

If you pass this point and fail to show on demand a valid ticket for the whole of your journey or a validated Oyster card
- reduced to £25 if paid within 21 days

8.9 Smart card reader not working

[Contents](#)



Artwork reference number

LUSS/114

Size

92mm diameter

Colours

Safety Yellow (Pantone 116)

Oyster Grey (Pantone Cool Grey 10)

Safety Red (Pantone 485)



The following pages illustrate the supplementary signs that are to appear on P gates.

9.1 Device ID/Gate number (1-20)

Contents




Artwork reference number

LUSS/101/A

37 x 31mm

Colour

Corporate Blue (Pantone 072)



9.2 Device ID/Gate number (21-40)

Contents



Artwork reference number

LUSS/101/B

37 x 31 mm

Colour

Corporate Blue (Pantone 072)



9.3 Device ID/Gate number (41-60)

Contents



Artwork reference number

LUSS/101/C

37 x 31 mm

Colour

Corporate Blue (Pantone 072)



9.4 Device ID/Gate number (61-80)

Contents



Artwork reference number

LUSS/I01/D

37 x 31 mm

Colour

Corporate Blue (Pantone 072)



9.5 Device ID/Gate number (81-100)

Contents



Artwork reference number

LUSS/101/E

37 x 31mm

Colour

Corporate Blue (Pantone 072)



9.6 Children under 5 (P)

[Contents](#)



Artwork reference number
LUSS/I02

Size
168 x 78mm

Colours
Corporate Blue (Pantone 072)

**Children under 5
(and dogs) must be
carried through
the gates**

9.7 Penalty fare (P)

[Contents](#)



Artwork reference number

LUSS/I03

Size

166 x 76mm

Colours

Corporate Blue (Pantone 072)

£50 penalty fare or prosecution

If you pass this point and fail to show on
demand a valid ticket for the whole of
your journey or a validated Oyster card
- reduced to £25 if paid within 21 days

9.8 Insert tickets this way

[Contents](#)



Artwork reference number

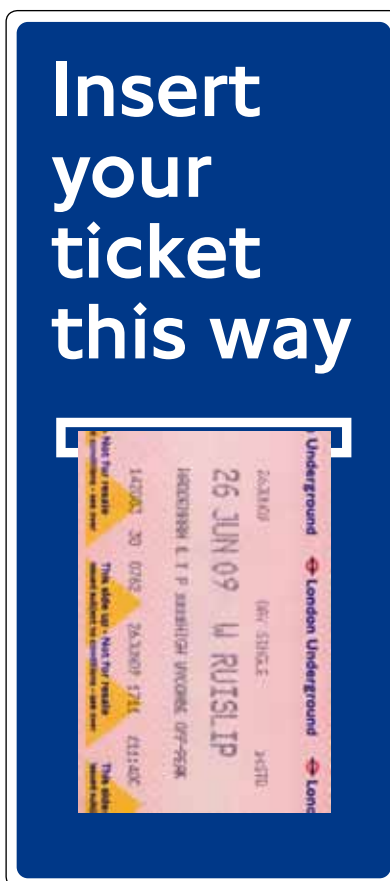
LUSS/I04

Size

155 x 70mm

Colours

4 colour process



9.9 Smartcard reader


[Contents](#)



Artwork reference number
LUSS/I 12

Size
92mm diameter

Colours
Safety Yellow (Pantone 116)
Oyster Grey (Pantone Cool Grey 10)



9.10 Smart card reader not working

[Contents](#)



Artwork reference number

LUSS/114

Size

92mm diameter

Colours

Safety Yellow (Pantone 116)

Oyster Grey (Pantone Cool Grey 10)

Safety Red (Pantone 485)



10 'Not in service' gate strap

Contents



Artwork reference number
LUSS/1001

Size
26mm height

Colour
Safety Yellow (Pantone 116)
Corporate Black (Black 100%)



11 Oyster validators

[Contents](#)



The following pages illustrate the supplementary signs that are to appear on Oyster validators.

11.1 Intermediate validator

[Contents](#)



Artwork reference number

LUSS/111


Size

92mm diameter

Colours

Magenta 100%

Cyan 75%, Magenta 98%



11.2 Smartcard reader

[Contents](#)



Artwork reference number

LUSS/112


Size

92mm diameter

Colours

Safety Yellow (Pantone 116)

Oyster Grey (Pantone Cool Grey 10)



11.3 Smart card reader not working

[Contents](#)



Artwork reference number

LUSS/114

Size

92mm diameter

Colours

Safety Yellow (Pantone 116)

Oyster Grey (Pantone Cool Grey 10)

Safety Red (Pantone 485)



11.4 Penalty fare (OV)

Contents



Artwork reference number

LUSS/1003

Size

200 x 150mm

Colours

Corporate Blue (Pantone 072)



The following pages illustrate the supplementary signs that are to appear on manual gates.

12.1 Luggage, buggy, bicycles and penalty fare

Contents



Artwork reference number

LUSS/I08

Size

500 x 120mm

Colour

Corporate blue (Pantone 072)

		<p>Bicycles </p> <p>No bicycles permitted Monday-Friday 0730-0930 and 1600-1900.</p> <p>Only permitted on Circle, District, East London, Hammersmith & City and Metropolitan lines and open air sections of Bakerloo, Central, Jubilee, Northern and Piccadilly lines.</p>	<p>£50 penalty fare or prosecution</p> <p>If you pass this point and fail to show on demand a valid ticket for the whole of your journey or a validated Oyster card - reduced to £25 if paid within 21 days</p>
------------------------------------------------------------------------------------	-------------------------------------------------------------------------------------	----------------------------------------------------------------------------------------------------------------------------------------------------------------------------------------------------------------------------------------------------------------------------------------------------------------------------------------------------------------------------------------------------------	------------------------------------------------------------------------------------------------------------------------------------------------------------------------------------------------------------------------------------------------

12.2 Push/Pull when released

Contents



Artwork reference number

LUSS/I 09

(Double sided sign)

Size

170 x 80mm

Colours

Corporate Blue (Pantone 072)



**Push when
released**



**Pull when
released**

12.3 Luggage, buggy and penalty fare

[Contents](#)



Artwork reference number
LUSS/110

Size
500 x 120mm

Colour
Corporate Blue (Pantone 072)



13 Gateline Assistance Point (GIAP)

[Contents](#)



The following pages illustrate the supplementary signs that are to appear at a Gateline Assistance Point.

13.1 Kiosk information

Contents



Artwork reference number

LUSS/I 20

(Zone specific)

Size

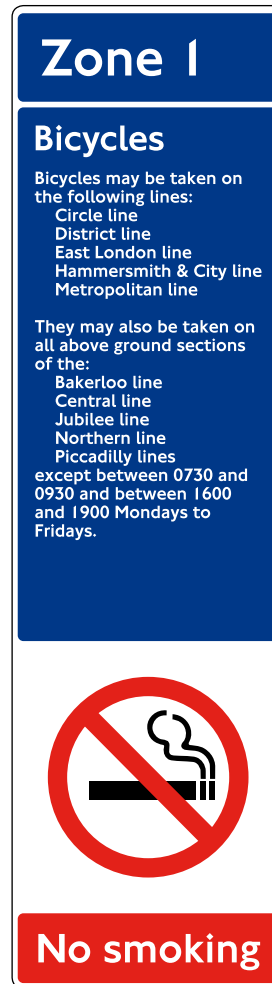
50 x 185mm

Colour

Corporate Blue (Pantone 072)

Safety Red (Pantone 485)

Black 100%



13.2 GLAP No bicycles, no smoking

Contents



Artwork reference number

LUSS/121

(Zone specific)

Size

50 x 185mm

Colour

Corporate Blue (Pantone 072)

Safety Red (Pantone 485)

Black 100%



13.3 Used tickets

[Contents](#)



Artwork reference number
LUSS/I 23

Size
185 X 50mm

Colour
Corporate Blue (Pantone 072)

A blue rectangular button with rounded corners and a thin white border, containing the text "Used tickets" in white.

Used tickets

The following pages illustrate the supplementary signs that are to appear on a station platform.

14.1 OPO - Category 'A' platform

[Contents](#)



Artwork reference number

LUSS/174

Size

150 X 150mm

Colour

Corporate Blue (Pantone 072)



14.2 OPO - Category 'B' platform

[Contents](#)



Artwork reference number

LUSS/175

Size

150 X 150mm

Colour

Corporate Blue (Pantone 072)



15 Stairs and routeways

[Contents](#)



The following pages illustrate the supplementary signs that are to appear around stairs and routeways.

15.1 Keep left

[Contents](#)



Artwork reference number
LUSS/207

Size
230 X 70mm

Colour
Corporate Blue (Pantone 072)



Keep left

15.2 Keep right

[Contents](#)



Artwork reference number
LUSS/208

Size
230 X 70mm

Colour
Corporate Blue (Pantone 072)



Keep right

The following pages illustrate the supplementary signs that relate to call point instructions and fire equipment.

16.1 Call point instructions

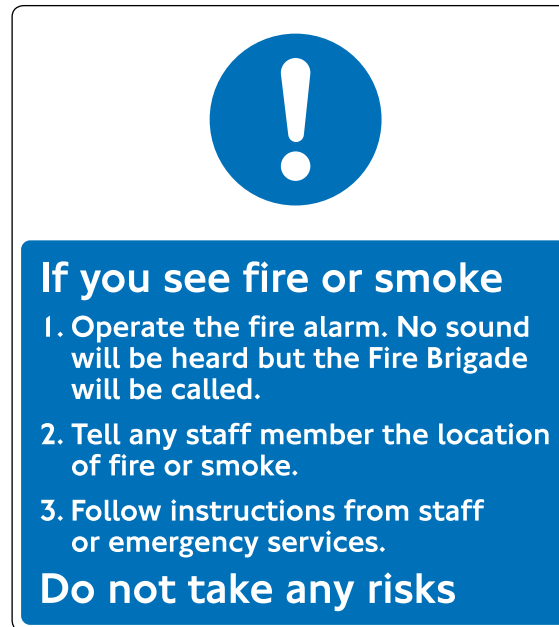
[Contents](#)



Artwork reference number
LUSS/206

Size
250 x 280mm

Colour
Safety Blue (Pantone 300)



16.2 Fire extinguisher

[Contents](#)



Artwork reference number

LUSS/220

Size

200 X 200mm

Colour

Safety Red (Pantone 485)



16.3 Fire alarm call point

[Contents](#)



Artwork reference number

LUSS/22 I

Size

200 X 200mm

Colour

Safety Red (Pantone 485)



16.4 Fire hosereel

[Contents](#)



Artwork reference number
LUSS/222

Size
200 X 200mm

Colour
Safety Red (Pantone 485)



16.5 Sprinkler stop valve

[Contents](#)



Artwork reference number

LUSS/223

Size

270 x 100mm

Colour

Safety Red (Pantone 485)



The following pages illustrate the supplementary signs that may appear on doors at London Underground stations.

17.1 Caution - Mind your head

[Contents](#)



Artwork reference number

LUSS/204

Size

230 x 92mm

Colour

Safety Yellow (Pantone 116)

Black 100%



17.2 Caution - Mind the step

[Contents](#)



Artwork reference number

LUSS/205

Size

230 x 92mm

Colour

Safety Yellow (Pantone 116)

Black 100%



17.3 Automatic fire door

[Contents](#)



Artwork reference number

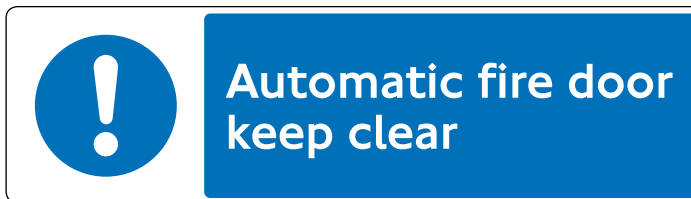
LUSS/224

Size

230 x 65mm

Colour

Safety Blue (Pantone 300)



17.4 Fire door keep clear

[Contents](#)



Artwork reference number
LUSS/225

Size
230 x 65mm

Colour
Safety Blue (Pantone 300)



17.5 Fire door keep shut

[Contents](#)



Artwork reference number

LUSS/226

Size

230 x 65mm

Colour

Safety Blue (Pantone 300)



17.6 Fire door keep locked

[Contents](#)



Artwork reference number
LUSS/227

Size
230 x 65mm

Colour
Safety Blue (Pantone 300)



17.7 Fire door keep shut

[Contents](#)



Artwork reference number

LUSS/228

Size

230 x 65mm

Colour

Safety Blue (Pantone 300)



The following pages illustrate the supplementary signs that may appear on Help points.

18.1 Information is not currently available

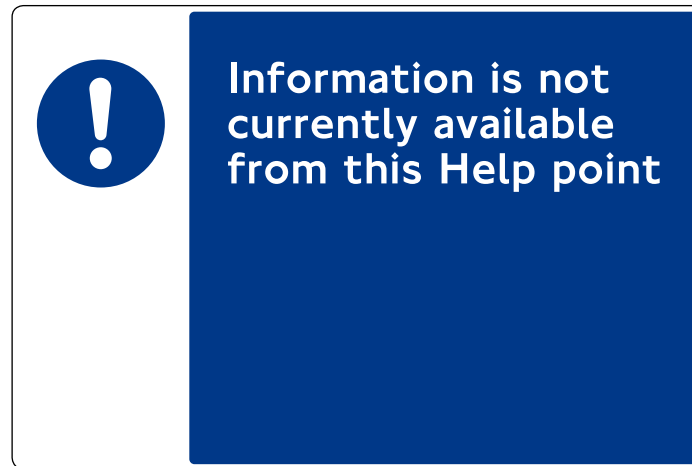
[Contents](#)



Artwork reference number
LUSS/230

Size
272 x 182mm

Colour
Corporate Blue (Pantone 072)



18.2 Fire alarm in use/Information is not currently available

[Contents](#)



Artwork reference number
LUSS/231

Size
272 x 182mm

Colour
Corporate Blue (Pantone 072)
Safety Red (Pantone 485)



18.3 Fire alarm not in use/Information is not currently available

[Contents](#)



Artwork reference number

LUSS/232

Size

272 x 182mm

Colour

Corporate Blue (Pantone 072)


Safety Red (Pantone 485)



Artwork reference number
LUSS/601

Size
297 x 420mm (A3)

Colour
Corporate Blue (Pantone 072)
Corporate Red (Pantone 485)



For further information

[Contents](#)



In case of difficulty or doubt as to the correctness in the application of these standards, please contact TfL Corporate Design.

Telephone: 020 7126 4462 (auto 64462)

Issue 1, May 2010

© Transport for London