








Pilot shortage in Australia Rex road map for recovery











rex.
Regional Express

OTP Calendar Year 2004-2006

Airline	On Time Departure			Cancellation Rate (%)		
	2006	2005	2004	2006	2005	2004
	2 nd	1 st	2 nd	0.3%	0.2%	0.2%
	4 th	4 th	3 rd	0.9%	1.1%	0.9%
	3 rd	7 th	5 th	1.0%	1.2%	0.8%
	5 th	5 th	4 th	0.5%	1.0%	1.0%
	1 st	3 rd	6 th	0.8%	0.8%	0.8%
	6 th	2 nd	1 st	2.3%	1.5%	0.2%
	6 th	6 th	N/A	2.3%	1.7%	N/A

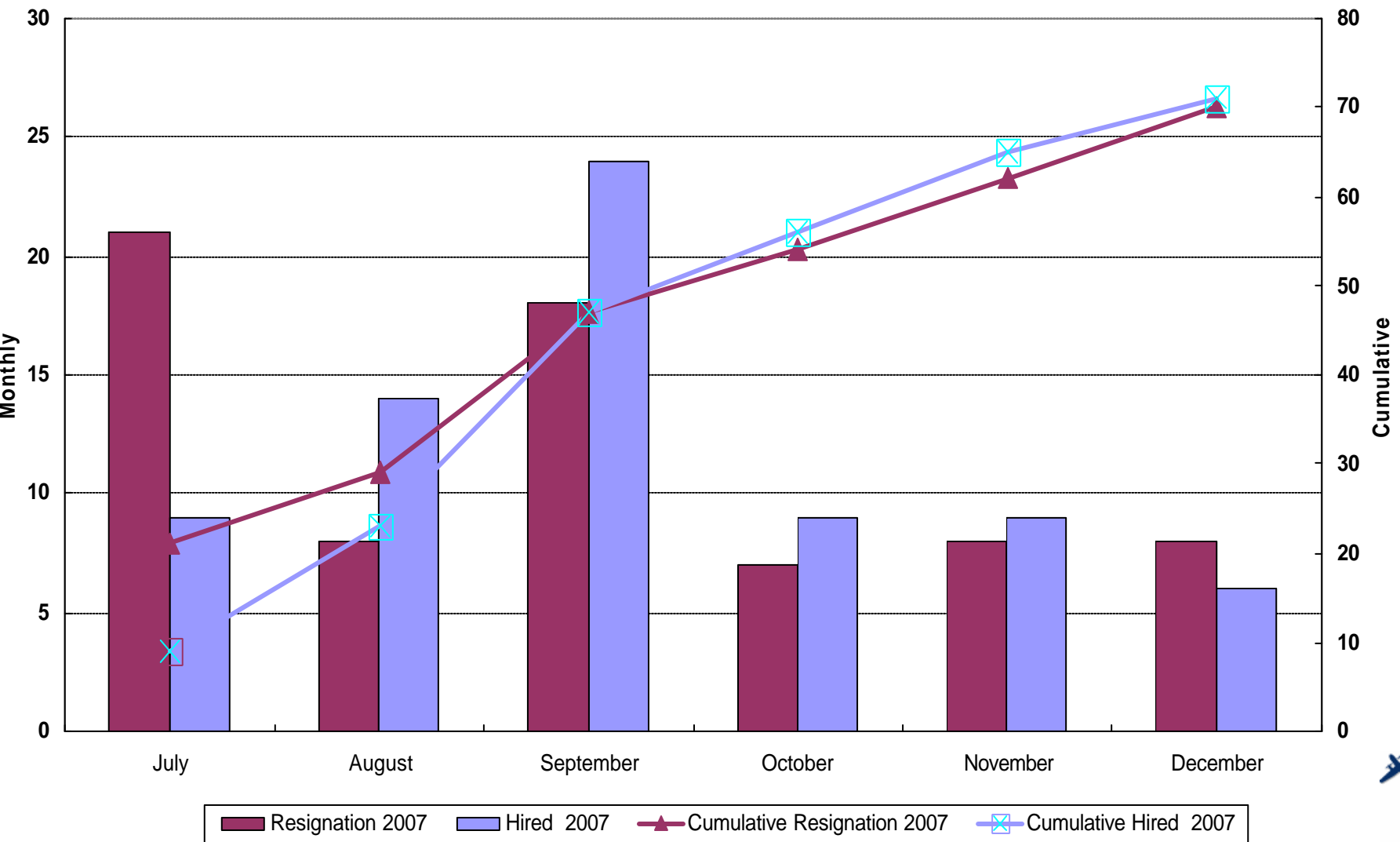


Cancellations Aug 2007

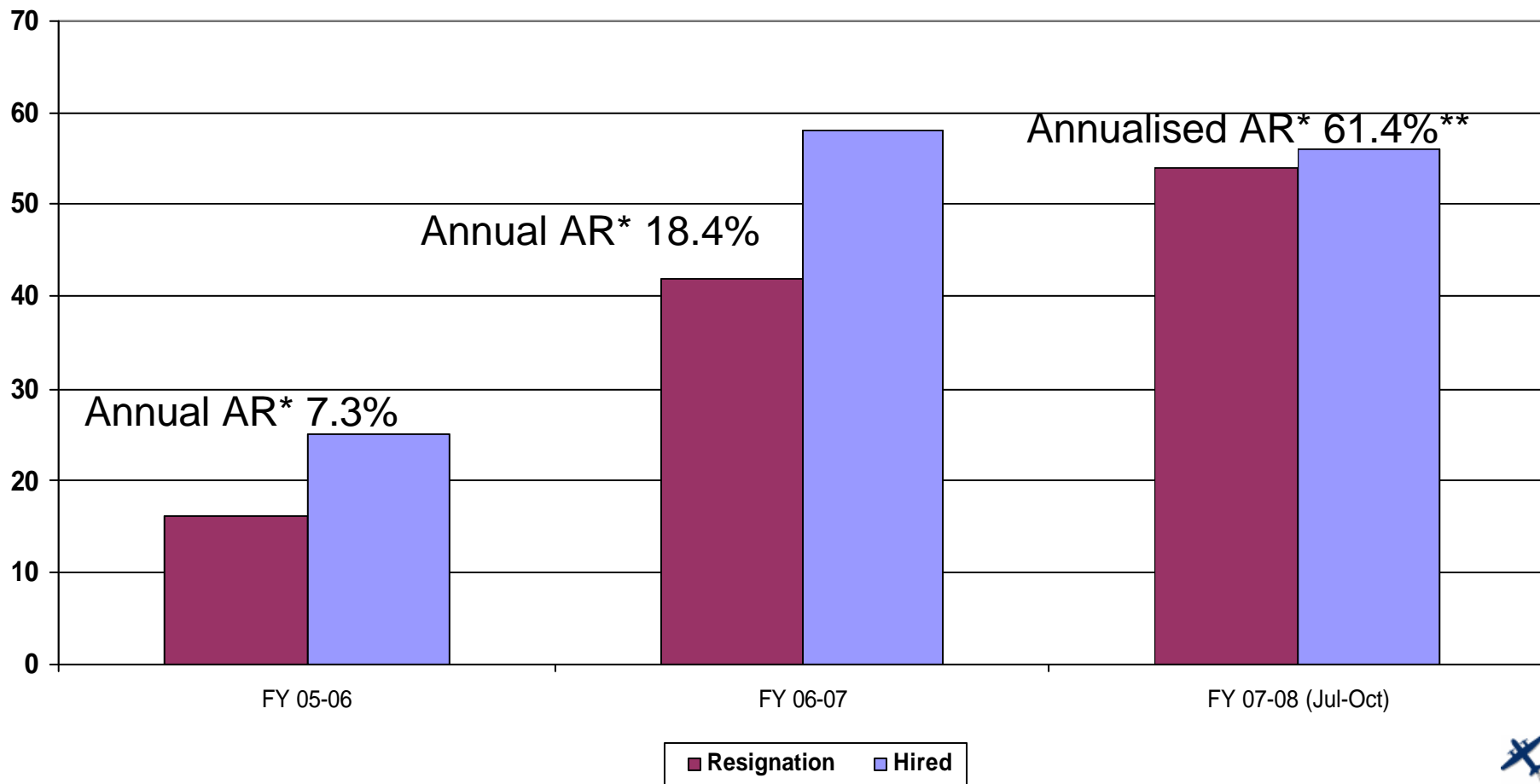
Airline	Latest BTRE Report - Aug 2007	
	Cancellation Rate (%)	
	2 nd (0.7%)	
	1 st (0.6%)	
	5 th (1.8%)	
	1 st (0.6%)	
	4 th (1.6%)	
	3 rd (0.8%)	
	6 th (2.7%)	
	Sept 2007 (1.8%)	Oct 2007 (2.1%)



Rex Pilot Turnover 2007 to Date with Projections



Rex Pilot Turnover FY05/06,06/07,07/08



*Attrition rate

** Annualised rate based on actual July – Oct 07 and forecast Nov - Dec 07



Reasons for Pilot Resignations Calendar Year 2007

