




Parish Name: North and South Cliffe

Size in hectares: 1412.967

<p>Residents</p> <p>Males: 51 53.1%</p> <p>Females: 45 46.9%</p> <p>Total: 96</p>		<p>Ethnicity</p> <table border="1"> <tr> <td> <p>White</p> <p>British:</p> <p>Irish:</p> <p>Other White:</p> <p>Total:</p> </td> <td> <p>Asian or Asian British</p> <p>Indian:</p> <p>Pakistani:</p> <p>Bangladeshi:</p> <p>Other Asian:</p> <p>Total:</p> </td> <td> <p>Chinese or Other Ethnic Group</p> <p>Chinese:</p> <p>Other Ethnic Group:</p> <p>Total:</p> </td> </tr> <tr> <td> <p>Mixed</p> <p>White and Black Caribbean:</p> <p>White and Black African:</p> <p>White and Asian:</p> <p>Other Mixed:</p> <p>Total:</p> </td> <td> <p>Black or Black British</p> <p>Black Caribbean:</p> <p>Black African:</p> <p>Other Black:</p> <p>Total:</p> </td> <td colspan="2">  </td> </tr> </table>			<p>White</p> <p>British:</p> <p>Irish:</p> <p>Other White:</p> <p>Total:</p>	<p>Asian or Asian British</p> <p>Indian:</p> <p>Pakistani:</p> <p>Bangladeshi:</p> <p>Other Asian:</p> <p>Total:</p>	<p>Chinese or Other Ethnic Group</p> <p>Chinese:</p> <p>Other Ethnic Group:</p> <p>Total:</p>	<p>Mixed</p> <p>White and Black Caribbean:</p> <p>White and Black African:</p> <p>White and Asian:</p> <p>Other Mixed:</p> <p>Total:</p>	<p>Black or Black British</p> <p>Black Caribbean:</p> <p>Black African:</p> <p>Other Black:</p> <p>Total:</p>											
<p>White</p> <p>British:</p> <p>Irish:</p> <p>Other White:</p> <p>Total:</p>	<p>Asian or Asian British</p> <p>Indian:</p> <p>Pakistani:</p> <p>Bangladeshi:</p> <p>Other Asian:</p> <p>Total:</p>	<p>Chinese or Other Ethnic Group</p> <p>Chinese:</p> <p>Other Ethnic Group:</p> <p>Total:</p>																		
<p>Mixed</p> <p>White and Black Caribbean:</p> <p>White and Black African:</p> <p>White and Asian:</p> <p>Other Mixed:</p> <p>Total:</p>	<p>Black or Black British</p> <p>Black Caribbean:</p> <p>Black African:</p> <p>Other Black:</p> <p>Total:</p>																			
<p>Age Profile</p> <p>Age 0 - 4: 3 3.1%</p> <p>Age 5 - 15: 13 13.5%</p> <p>Age 16 - 24: 6 6.3%</p> <p>Age 25 - 44: 26 27.1%</p> <p>Age 45 - 64: 41 42.7%</p> <p>Age 65 - 74: 3 3.1%</p> <p>Age 75 plus: 6 6.3%</p> <p>Total: 98</p>																				
<p>Households</p> <table border="1"> <tr> <td>All households: 37</td> <td>Average household size: 2.4</td> <td>Households with dependent children and no adult in employment: 0</td> <td>Households renting from Council: 0</td> </tr> <tr> <td>One Person Household - Pensioner: 5</td> <td>Lone parents in part-time employment: 0</td> <td>Households with central heating and sole use of bath/shower: 32</td> <td>Households renting from private landlord: 10</td> </tr> <tr> <td>One Person Household - Other: 3</td> <td>Lone parents in full-time employment: 0</td> <td>Lone parent households with dependent children: 0</td> <td>Owner-occupied households: 29</td> </tr> <tr> <td>Occupancy rating -1 or less: 3</td> <td></td> <td></td> <td></td> </tr> </table>		All households: 37	Average household size: 2.4	Households with dependent children and no adult in employment: 0	Households renting from Council: 0	One Person Household - Pensioner: 5	Lone parents in part-time employment: 0	Households with central heating and sole use of bath/shower: 32	Households renting from private landlord: 10	One Person Household - Other: 3	Lone parents in full-time employment: 0	Lone parent households with dependent children: 0	Owner-occupied households: 29	Occupancy rating -1 or less: 3						
All households: 37	Average household size: 2.4	Households with dependent children and no adult in employment: 0	Households renting from Council: 0																	
One Person Household - Pensioner: 5	Lone parents in part-time employment: 0	Households with central heating and sole use of bath/shower: 32	Households renting from private landlord: 10																	
One Person Household - Other: 3	Lone parents in full-time employment: 0	Lone parent households with dependent children: 0	Owner-occupied households: 29																	
Occupancy rating -1 or less: 3																				

Parish Name: North and South Cliffe
Size in hectares: 1412.967

<u>Economic Activity</u>					<u>Cars and Vans in the Area</u>	
	Male		Female		Total	
Residents aged 16 to 74:	38	50.7%	37	49.3%	75	All cars or vans in the area: 76
Economically active; employed:	35	64.8%	19	35.2%	54	Number of households without a car or van: 4
Economically active; unemployed:	0	0.0%	3	100.0%	3	Number of households with one car or van: 12
Economically inactive:	0	0.0%	17	100.0%	17	Number of households with 2 cars or vans: 14
						Number of households with 3 or more cars or vans: 10

<u>Residents in Employment aged 16 to 74</u>				<u>Population Characteristics</u>	
Average hours worked by males:	44.83	Average distance of travel to work in km	29.49	Divorced or widowed:	11
Average hours worked by females:	30.42	Travel to work by public transport:	0	People with a limiting long-term illness:	8
Employed in extractive and manufacturing industries:	26	Travel to work by motorcycle/car/van:	34	People with good health:	81
Employed in service industries:	28	Travel to work by other means/work at home:	19	People providing unpaid care:	6

<u>Dwellings</u>		<u>National Statistics Socio-economic Classification (NS-SeC) - Residents aged 16 to 74</u>			
The total number of dwellings:	41	Managerial and professional occupations:	25	Never worked and long-term unemployed:	3
Detached houses and bungalows:	21	Intermediate occupations:	3	Not classified:	11
Semi-detached/ terraced houses and bungalows:	19	Small employers and own-account workers:	13		
Flat/maisonette/apartment/caravan:	0	Lower supervisory and technical occupations:	10		
		Semi-routine and routine occupations:	13		

Parish Name: North and South Cliffe

Size in hectares: 1412.967

Qualifications (residents aged 16 to 74)

Level 1: 1+ 'O' level passes, 1+ CSE/GCSE any grade, NVQ level 1, Foundation GNVQ

Level 2: 5+ 'O' level passes, 5+ CSEs (grade 1), 5+ GCSEs (grades A-C), School Certificate, 1+ 'A' levels/AS levels, NVQ level 2, Intermediate GNVQ

Level 3: 2+ 'A' levels, 4+ AS levels, Higher School Certificate, NVQ level 3, Advanced GNVQ

Level 4/5: First degree, Higher degree, NVQ levels 4 and 5, HNC, HND, Qualified Teacher status, Qualified Medical Doctor, Qualified Dentist, Qualified Nurse, Midwife, Health Visitor

Residents without a qualification or highest qualification at level 1:

36
48.0%

Residents with a highest qualification at level 2:

16
21.3%

Residents with highest qualifications at level 3, 4 or 5:

23
30.7%