

Career Rushing Yards					
Rnk	Name, Years	Car	YDs	YPC	TD
1.	Calvin Dawson (2004-07)	663	3,378	5.1	30
2.	Roosevelt Potts (1990-92)	658	3,061	4.6	17
3.	Joe Profit (1967-70)	538	2,818	5.2	19
4.	Nathan Johnson (1977-80)	498	2,330	4.7	18
5.	Lloyd Ray Smith (1953-58)	298	1,738	5.8	11
6.	Tommy Minvielle (1985-88)	393	1,661	4.2	13
7.	Van Lambert (1968-71)	415	1,658	4.0	11
8.	Marquis Williams (1996-97)	396	1,590	4.0	13
9.	Cisco Richard (1987-90)	413	1,584	3.8	10
10.	Bobby Scafidel (1964-67)	389	1,579	4.1	11

Single-Season Rushing Yards

Rnk	Yards	Name	Year
1.	1,563	Irving Spikes	1993
2.	1,414	Calvin Dawson	2007
3.	1,328	Jimmy Edwards	1972
4.	1,210	Calvin Dawson	2006
5.	1,103	Roosevelt Potts	1991
6.	1,043	Bryant Jacobs	2002
7.	1,027	Joe Profit	1969
8.	1,011	Greg Robinson	1992
9.	1,004	Roosevelt Potts	1992
10.	982	Bobby Craighead	1983

Season Rushing Touchdowns

Rnk	TD	Name	Year
1.	14	Irving Spikes	1993
2.	13	Greg Robinson	1992
3.	12	Calvin Dawson	2007
4.	11	Roosevelt Potts	1992
	11	Calvin Dawson	2006
6.	9	Greg Robinson	1991
	9	Eric Foster	1994
	9	Marquis Williams	1997
	9	Steven Jyles	2005
10.	8	Bob Carter	1951
	8	Aubrey Wade	1956
	8	Jimmy Edwards	1972
	8	Steven Jyles	2004

Career Rushing Touchdowns

Rnk	TD	Name	Years
1.	30	Calvin Dawson	2004-07
2.	22	Greg Robinson	1991-92
3.	21	Steven Jyles	2002-05
4.	19	Joe Profit	1967-70
5.	18	Nathan Johnson	1977-80
	18	Eric Foster	1993-95
7.	17	Roosevelt Potts	1990-92
8.	14	Irving Spikes	1993
	14	Jimmy Harris	1984-85
10.	13	Marquis Williams	1996-97
	13	Tommy Minvielle	1985-88

Most Rushes

Game: 36, Jimmy Edwards vs. Arkansas State, 1972
Season: 281, Calvin Dawson, 2007
Career: 663, Calvin Dawson, 2004-07

Most Yards Gained

Game: 254, Irving Spikes vs. North Texas, 1993
Season: 1,563, Irving Spikes, 1993
Career: 3,378, Calvin Dawson, 2004-07

Best Average

Game: 34.2 (4 rushes), Aubrey Wade at Delta St., 1956
Season: 8.4, Aubrey Wade, 1956
 6.4 yards, Greg Robinson, 1992
Career: 6.1, Greg Robinson, 1991-92
 5.2 Joe Profit, 1967-70

Most Touchdowns

Game: 4, Marquis Williams at ULL, 1997
Season: 14, Irving Spikes, 1993
Career: 30, Calvin Dawson, 2004-07

Most 100-Yard Games

Season: 9, Calvin Dawson, 2007
Career: 18, Calvin Dawson, 2004-07

Consecutive 100-Yard Rushing Games

10, Calvin Dawson, 2006-07

Most 200-Yard Rushing Games

Season: 3, Irving Spikes, 1993
Career: 3, Irving Spikes, 1993



Calvin Dawson

Consecutive 200-Yard Rushing Games

Season: 2, Irving Spikes, 1993

Longest Runs from Scrimmage

- 97—Aubrey Wade vs. Delta State, 1956
- 81—Harvey Johnson at Jacksonville State, 1973
- 80—Marquis Williams vs. W. Michigan, 1997
- 80—Bobby Craighead at Indiana State, 1983
- 80—Nathan Johnson at Nicholls State, 1980
- 80—Joe Profit vs. Louisiana-Lafayette, 1968
- 78—Devone Payne vs. Louisiana-Lafayette, 1961
- 78—Nathan Johnson vs. Fullerton State, 1979
- 77—Greg Robinson at Southwest Texas, 1991
- 75—Bob Carter vs. SE Oklahoma, 1951
- 75—Alex Stewart vs. North Dakota, 1974
- 75—Robert Johnson vs. SE Louisiana, 1977
- 74—Bob Carter vs. SE Oklahoma, 1951
- 74—Joe Profit vs. Louisiana Tech, 1970
- 74—Nathan Johnson at Lamar, 1978
- 73—Kirby Arceneaux vs. Arkansas State, 1978
- 73—Alton Thomas vs. Louisiana Tech, 1966
- 71—Joe Profit at Texas-Arlington, 1968
- 71—Press Berry at Louisiana College, 1952
- 70—Aubrey Wade at Louisiana College, 1956

Most All-Purpose Attempts

Game: 37, Jimmy Edwards at McNeese State, 1972 (33 R, 1 PR, 3 KOR)
Season: 302, Jimmy Edwards, 1972 (280R, 12 Rec., 10 KOR)
Career: 678, Cisco Richard, 1987-90

Most All-Purpose Yards

Game: 329, Calvin Dawson, 11/3/07 vs. MTSU (180 R, 67 Rec, 82 KOR)
Season: 1,764, Jimmy Edwards, 1972 (1328 R, 127 Rec., 309 KOR)
Career: 4,712, Cisco Richard, 1987-90

Most All-Purpose Touchdowns

Career: 33, (33 Rec), Stepfret Williams, 1992-95

Team Records

Single-Game

Most Rushes 80 vs. Drake, 1975
Most Yards 502 vs. Alcorn State, 1992
Most TDs 8 vs. SE Oklahoma, 1951
 8 vs. Alcorn State, 1992

Single-Season

Most Rushes 581, 1983
Most Yards 2,581, 1983
Best Average 254.5, 1951
Most TDs 28, 1951 & 1992

Season Top 10

Rank	Avg.	Year
1.	254.5	1951
2.	238.1	1956
3.	234.6	1983
4.	226.4	1967
5.	224.1	1973
6.	221.8	1966
7.	221.5	1968
8.	209.0	2007
9.	203.4	1992
10.	190.7	1993

Top 50 All-Time Rushing Performances

1. 254 – 32 carries, Irving Spikes vs. North Texas, 1993
2. 250 – 27 carries, Greg Robinson vs. Alcorn State, 1992 (playoff)
3. 235 – 27 carries, Irving Spikes at Arkansas State, 1993
4. 231 – 32 carries, Irving Spikes vs. Idaho, 1993 (playoff)
5. 215 – 30 carries, Jimmy Edwards vs. Southeastern Louisiana, 1972
6. 192 – 29 carries, Joe Profit vs. Northwestern State, 1970
7. 185 – 25 carries, Bryant Jacobs vs. Idaho, 2002
8. 184 – 28 carries, Joe Mitchell vs. Richmond, 1973
9. 180 – 17 carries, Calvin Dawson vs. Middle Tennessee, 2007
10. 179 – 26 carries, Calvin Dawson at Kentucky, 2006
11. 176 – 28 carries, Jimmy Edwards at Nicholls State, 1972
12. 175 – 20 carries, Greg Robinson at Northwestern State, 1992
13. 174 – 23 carries, Michael Mitchell at Louisiana-Lafayette, 1999
174 – 35 carries, Jimmy Edwards vs. Arkansas State, 1972
15. 170 – 33 carries, Jimmy Edwards vs. Northwestern State, 1972
16. 169 – 25 carries, Joe Profit at Northwestern State, 1969
169 – 25 carries Kevin Payne at Arkansas State, 2003
169 – 22 carries, Irving Spikes vs. Eastern Washington, 1993
19. 168 – 20 carries, Tommy Minvielle at Northwestern State, 1987
20. 167 – 33 carries, Jimmy Edwards at McNeese State, 1972
21. 163 – 24 carries, Irving Spikes at Southern Mississippi, 1993
22. 162 – 32 carries, Greg Schaff vs. Drake, 1975
162 – 30 carries, Roosevelt Potts at Northwestern State, 1991
24. 160 – 32 carries, Marquis Williams at Louisiana-Lafayette, 1997
160 – 29 carries, Bobby Scafidel at Louisiana Tech, 1967
26. 159 – 17 carries, Greg Robinson at Texas State, 1991
159 – 20 carries, Calvin Dawson at Troy, 2007
159 – 27 carries, Irving Spikes vs. Northwestern State, 1993
29. 158 – 23 carries, Joe Mitchell vs. Troy, 1973
158 – 22 carries, Bobby Craighead at Indiana State, 1983
158 – 20 carries, Nathan Johnson vs. Fullerton State, 1979
32. 156 – 24 carries, Roosevelt Potts at North Texas, 1992
156 – 32 carries, Jimmy Edwards vs. Quantico, 1972
156 – 11 carries, Ken Newton at Texas-Arlington, 1963
35. 155 – 30 carries, Marquis Williams vs. Jacksonville State, 1996
155 – 14 carries, Robert Johnson vs. Southeastern Louisiana, 1977
37. 153 – 23 carries, Harvey Johnson vs. Louisville, 1975
38. 152 – 29 carries, Roosevelt Potts at Nicholls State, 1990
152 – 12 carries, Joe Profit vs. Quantico, 1969
40. 151 – 28 carries, Marquis Williams vs. Northwestern State, 1997
151 – 26 carries, Joe Profit vs. Pensacola, 1970
151 – 31 carries, Irving Spikes vs. Stephen F. Austin, 1993
43. 150 – 24 carries, Calvin Dawson vs. Tulsa, 2007
44. 149 – 23 carries, Joe Profit at McNeese State, 1968
149 – NA, Bob Carter vs. Southeastern Oklahoma, 1951
46. 148 – 12 carries, Neal Charles at West Texas A&M, 1976
47. 147 – 27 carries, Carson Fields at Kentucky, 1994
147 – 31 carries, Boyd Cole vs. Richmond, 1973
147 – 19 carries, Steve Mansur at Louisiana-Lafayette, 1967
50. 146 – 18 carries, Joe Profit vs. Louisiana-Lafayette, 1968



Jimmy Edwards



Steve Mansur



Bobby Scafidel

YEAR-BY-YEAR RUSHING LEADERS

Year	Player	Att	Yds	TD
*2007	RB Calvin Dawson	281	1,414	12
*2006:	RB Calvin Dawson	213	1,210	11
2005:	RB Calvin Dawson	134	656	7
2004:	QB Steven Jyles	150	587	8
2003:	RB Kevin Payne	248	976	6
2002:	TB Bryant Jacobs	205	1,043	7
2001:	TB Bryant Jacobs	103	305	1
2000:	TB Mark Henderson	88	436	1
1999:	TB Michael Mitchell	158	683	7
1998:	FB Alan Ricard	100	383	7
1997:	RB Marquis Williams	231	977	9
1996:	RB Marquis Williams	165	613	4
1995:	RB Carson Fields	144	632	3
1994:	FB Eric Foster	107	447	9
*1993:	RB Irving Spikes	246	1,563	14
*1992:	RB Greg Robinson	159	1,011	13
*1991:	FB Roosevelt Potts	239	1,103	5
1990:	RB Roosevelt Potts	218	954	1
1989:	RB Cisco Richard	148	585	2
1988:	FB Tommy Minvielle	106	408	0
1987:	FB Tommy Minvielle	143	656	5
1986:	FB Tommy Minvielle	128	548	7
1985:	FB Jimmy Harris	108	541	7
1984:	FB Jimmy Harris	98	400	7
1983:	RB Bobby Craighead	209	982	7
1982:	FB Feotis Moore	101	447	5
1981:	RB Dewayne Robinson	80	463	3
1980:	RB Nathan Johnson	151	763	6
1979:	RB George Johns	140	602	5
1978:	RB Nathan Johnson	123	731	5
1977:	RB Robert Johnson	94	539	1
1976:	RB Neal Charles	97	502	3
1975:	RB Greg Schaff	119	377	6
1974:	RB Alex Stewart	100	465	6
1973:	RB Joe Mitchell	165	851	6
1972:	RB Jimmy Edwards	280	1,328	8
1971:	RB Van Lambert	192	739	4
*1970:	RB Joe Profit	158	735	5
1969:	RB Joe Profit	211	1,027	6
1968:	RB Joe Profit	134	884	6
*1967:	FB Bobby Scafidel	142	637	3
1966:	FB Bobby Scafidel	135	558	5
1965:	QB Steve Mansur	92	166	1
1964:	QB Johnny Garrison	130	319	0
1963:	FB Willie Ragan	117	440	3
1962:	RB Robert Payne	48	285	1
1961:	FB Willie Ragan	75	382	2
1960:	RB Al Ott	74	288	1
1959:	FB "Smokey" Stover	117	400	3
1958:	FB Lloyd Ray Smith	121	49	4
1957:	FB Lloyd Ray Smith	81	444	2
1956:	RB Aubrey Wade	98	819	8
1955:	RB Aubrey Wade	NA	440	NA
1954:	QB Pete Chambless	NA	246	NA
1953:	FB Lloyd Ray Smith	96	795	NA
1951:	RB Bob Carter	92	735	NA

*Led Conference

Most Passes Attempted

Game: 71, Doug Pederson at Stephen F. Austin, 1989
Season: 461, John Holman, 1982
Career: 1,473, Steven Jyles, 2002-05

Most Passes Completed

Game: 46, Doug Pederson at Stephen F. Austin, 1989
Season: 243, Doug Pederson, 1989
Career: 795, Steven Jyles, 2002-05

Most Passing Yards

Game: 619, Doug Pederson at Stephen F. Austin, 1989
Season: 3,008, Robert Cobb, 1993
Career: 8,987, Steven Jyles, 2002-05

Highest Passing Percentage

Game (min. 10 completions): 88.9% (16-18), Doug Pederson vs. Sam Houston State, 1990
Season (min. 200 att.): 64.8% (147-227), Wendal Lowrey, 1992
Career: 62.7% (227-362), Wendal Lowrey, 1991-92 (Min. 300 att.); 55.3% (556-1006), Doug Pederson, 1987-90 (Min. 600 att.)

Best Efficiency Rating

Season (min. 200 attempts): 161.1, Wendal Lowrey, 1992

Most Touchdown Passes

Game: 5, Andre Vige vs. Portland State, 1998; Raymond Philyaw at Nevada, 1995; Wendal Lowrey at McNeese State, 1992; Doug Pederson at Stephen F. Austin, 1989
Season: 29, Robert Cobb, 1993
Career: 55, Steven Jyles, 2002-05

Most Consecutive Games Throwing TD Passes

Season: 9, Raymond Philyaw, 1995
Career: 10, Stan Humphries, 1986-87 (5 in 1986, 5 in 1987)

Most Consecutive Passes Without Interception

Season: 164, Steven Jyles, 2002 (four full games, parts of two others)
Career: 164, Steven Jyles, 2002 (four full games, parts of two others)

Most 300-Yard Passing Games

Season: 7, Stan Humphries, 1987 (had 2 in playoff games); 5, Bubby Brister, 1985
Career: 8, Stan Humphries, 1986-87

Most 50-Yard Passes

Season: 9, Andre Vige, 1998; Bubby Brister, 1985
Career: 14, Raymond Philyaw, 1993-96

Longest Pass

Game: 96, Wendal Lowrey to Vincent Brisby at Stephen F. Austin, 1991

Miscellaneous Single-Game Passing Records

Most Consecutive Completions: 11, Doug Pederson at Sam Houston St., 1991

Most Passes Attempted in Quarter: 25, Andre Vige at Western Michigan, 1998 (4th)

Most Pass Comp. in Quarter: 15, Andre Vige at Western Michigan, 1998 (4th)

Most Yards Passing in Quarter: 207, Doug Pederson at Stephen F. Austin, 1989 (2nd)

Most Passes Attempted in Half: 42, Doug Pederson at Stephen F. Austin, 1989 (2nd)

Most Passes Comp. in Half: 27, Doug Pederson vs. Stephen F. Austin, 1989 (2nd)

Most Yards Passing in Half: 355, Stan Humphries vs. Eastern Kentucky, 1987 (NCAA playoff, 2nd)

Most TD Passes in Half: 4, Wendal Lowrey at McNeese State, 1992 (1st)



Stan Humphries



Bubby Brister

YEAR-BY-YEAR PASSING LEADERS

Year	Player	A-C-I	Yds	TD
2007	Kinsmon Lancaster	294-174-10	1,866	13
*2006	Kinsmon Lancaster	250-142-14	1,789	7
2005	Steven Jyles	379-209-10	2,235	12
2004	Steven Jyles	366-204-12	2,322	12
2003	Steven Jyles	360-201-12	2,112	14
2002	Steven Jyles	368-181-9	2,318	17
2001	Andy Chance	196-103-6	1,054	4
2000	Andy Chance	210-111-8	1,149	2
1999	Andy Chance	246-141-8	1,327	5
1998	Andre Vige	284-136-9	1,967	17
1997	Daniel Jeremiah	229-120-7	1,450	9
1996	Raymond Philyaw	351-173-8	2,445	16
1995	Raymond Philyaw	320-167-7	2,627	22
1994	Raymond Philyaw	243-131-7	1,893	13
*1993	Robert Cobb	345-197-8	3,008	29
*1992	Wendal Lowrey	227-147-9	2,190	16
*1991	Wendal Lowrey	136-80-7	1,309	8
*1990	Doug Pederson	341-190-14	2,152	10
1989	Doug Pederson	436-243-15	2,603	16
1988	Doug Pederson	226-121-12	1,549	7
*1987	Stan Humphries	338-176-15	2,622	18
1986	Stan Humphries	249-117-11	1,773	11
*1985	Bubby Brister	342-191-14	2,880	17
1984	Rodney Horn	248-115-11	1,436	10
1983	Rodney Horn	144-64-6	1,067	10
*1982	John Holman	461-218-16	2,964	20
1981	John Holman	296-146-12	1,908	15
1980	John Holman	350-187-20	2,444	15
1979	John Holman	94-42-6	511	1
1978	Kirby Arceneaux	171-79-15	1,229	6
1977	Bud Cespiva	74-31-9	440	4
1976	Mike Howell	210-81-15	1,511	10
1975	Joe Bruner	312-160-15	2,025	7
1974	Scotty Dyer	277-89-16	1,270	7
1973	Scotty Dyer	50-21-6	268	0
1972	Don Smith	112-50-8	633	3
1971	Don Smith	193-75-15	1,022	8
1970	Allen Taylor	170-75-17	878	7
1969	Mike Audirsch	169-67-14	932	8
1968	Steve Mansur	113-48-8	593	3
1967	Terry Reisig	98-47-5	510	5
1966	Steve Mansur	97-34-11	423	4
1965	Steve Mansur	98-34-9	461	2
1964	Johnny Garrison	45-20-6	225	0
1963	Bookie Shillcutt	57-25-7	337	3
1962	Ronnie Myrick	52-22-5	198	0
1961	Ronnie Myrick	57-25-6	322	0
1960	Don Wattigny	62-21-6	279	1
1959	Bob Randel	88-37-6	445	5
1958	Everett Reynolds	59-39-6	604	8
1957	Nathan Zametto	29-15-4	246	5
1956	Everett Reynolds	21-12-0	251	4
1955	unavailable			
1954	Pete Chambless			226
1953	Mark Boatright	27 comp.		201
1952	unavailable			
1951	Lloyd Ray	78-31		

*Led Conference

ALL-TIME 300-YARD PASSING GAMES

1. 619 – 71-46-1, Doug Pederson at Stephen F. Austin, 1989
2. 486 – 55-26-1, Raymond Philyaw at Nevada, 1995
- 486 – 51-33-2, Stan Humphries vs. Eastern Kentucky, 1987
4. 479 – 42-25-1, Raymond Philyaw at Central Florida, 1996
5. 470 – 42-26-0, Steven Jyles vs. Utah State, 2002
6. 461 – 55-29-7, John Holman vs. McNeese State, 1980
7. 436 – 43-26-0, Stan Humphries vs. Marshall, 1987
8. 402 – 34-23-2, Wendal Lowrey vs. Eastern Washington, 1992
9. 399 – 65-32-2, John Holman vs. Louisiana Tech, 1982
10. 394 – 38-22-0, Raymond Philyaw vs. Northwestern State, 1995
- 394 – 41-27-1, John Holman at Louisiana Tech, 1981
12. 384 – 49-32-1, Steven Jyles vs. Florida International, 2005
13. 382 – 30-19-1, Stan Humphries vs. McNeese State, 1987
14. 378 – 49-24-2, Stan Humphries at Southern Mississippi, 1986
15. 377 – 41-25-0, Stan Humphries at Louisiana Tech, 1987
- 377 – 41-24-0, Kinsmon Lancaster at Kansas, 2006
17. 369 – 35-25-1, Andy Chance vs. Nicholls State, 2000
18. 358 – 31-17-0, Bubby Brister vs. Nicholls State, 1985
19. 352 – 21-15-0, Wendal Lowrey at McNeese State, 1992
20. 351 – 43-23-4, Stan Humphries vs. Arkansas State, 1987
21. 350 – 54-25-1, John Holman vs. McNeese State, 1982
22. 347 – 21-13-1, Robert Cobb vs. North Texas, 1993
23. 346 – 27-18-0, Robert Cobb vs. Stephen F. Austin, 1993
24. 343 – 31-17-0, Robert Cobb at Texas State, 1993
- 343 – 45-28-3, Doug Pederson vs. Texas State, 1990
26. 339 – 48-26-0, Doug Pederson vs. Northwestern State, 1988
27. 337 – 27-17-2, Bubby Brister vs. North Texas, 1985
28. 336 – 29-19-1, Wendal Lowrey at Stephen F. Austin, 1991
29. 335 – 27-22-0, Bubby Brister vs. Northwestern State, 1984
30. 334 – 32-21-0, Raymond Philyaw at Mississippi State, 1995
31. 333 – 26-17-0, Bubby Brister vs. Delta State, 1985
32. 331 – 31-19-0, Doug Pederson at North Texas, 1990
33. 330 – 40-24-2, Steven Jyles vs. Arkansas State, 2003
34. 326 – 40-27-3, Joe Bruner vs. Eastern Michigan, 1975
35. 323 – 44-30-2, Doug Pederson vs. Lamar, 1988
36. 322 – 20-14-0, Andre Vige vs. Nicholls State, 1998
37. 320 – 25-15-0, Stan Humphries at Texas State, 1987
- 320 – 36-18-1, Stan Humphries vs. North Texas, 1987
39. 315 – 28-20-1, Robert Cobb at Eastern Kentucky, 1993
40. 310 – 35-22-2, Daniel Jeremiah vs. Central Florida, 1997
- 310 – 41-27-0, Raymond Philyaw vs. Northwestern State, 1996
42. 309 – 22-10-1, Mike Howell vs. Louisiana Tech, 1976
- 309 – 36-20-1, John Holman vs. Indiana State, 1981
44. 308 – 33-18-1, Raymond Philyaw at Auburn, 1996
- 308 – 39-22-1, Doug Pederson vs. North Texas, 1989
46. 307 – 32-20-0, John Holman vs. Mississippi College, 1980
47. 305 – 26-16-2, Wendal Lowrey vs. North Texas, 1991
48. 303 – 31-17-1, Bubby Brister at Texas-Arlington, 1985
- 303 – 47-26-1, Doug Pederson at Arkansas State, 1990
- 303 – 41-25-1, Steven Jyles vs. Florida International, 2004

TOP 50 PASS PLAYS

(60 yards or more; NS - non-scoring)

1. 96–Wendal Lowrey to Vincent Brisby at Stephen F. Austin, 1991
2. 90–Andre Vige to Tony Akins vs. Nicholls State, 1998
3. 86–Ches Liles to Stepfret Williams vs. Alcorn State, 1992 (playoff)
4. 85–Walter Phythian to Charles Andrews at Arkansas State, 1986
- 85–John Holman to Alfred Kinney vs. Nicholls State, 1981
6. 82–Andre Vige to Marty Booker vs. Stephen F. Austin, 1998 (NS)
- 82–Raymond Philyaw to Keith Dailey at Fresno State, 1995
8. 81–Kirby Arceneaux to John Floyd vs. Southeastern Louisiana, 1978
- 81–Kirby Arceneaux to John Floyd vs. Nicholls State, 1977
- 81–Wayne Matherne to Don Zimmerman vs. Louisiana Tech, 1970
11. 80–Don Smith to Larry Gene at Mississippi State, 1972
- 80–Robert Cobb to Stepfret Williams at Eastern Kentucky, 1993 (NS)
- 80–Kirby Arceneaux to John Floyd vs. Northwestern State, 1978
14. 79–Robert Cobb to Dennis Bamburg vs. North Texas, 1993
15. 78–Raymond Philyaw to Chris Hearnon vs. Central Florida, 1995
- 78–Bob Lane to Bobby Craighead at Southeastern Louisiana, 1981
17. 77–Steven Jyles to Drouzon Quillen vs. Arkansas, 2004
- 77–Steven Jyles to Mack Vincent vs. McNeese State, 2002
- 77–Wendal Lowrey to Vincent Brisby at McNeese State, 1992
- 77–Bubby Brister to Chad Peterson vs. Delta State, 1985
- 77–Mike Howell to John Floyd vs. Louisiana Tech, 1976
22. 76–Steven Jyles to Drouzon Quillen vs. Florida International, 2004
- 76–Andre Vige to Tony Akins vs. Louisiana-Lafayette, 1998
- 76–Andre Vige to Marty Booker vs. Nicholls State, 1998
- 76–Raymond Philyaw to Stepfret Williams at Nevada, 1995
- 76–Bob Lane to Bobby Craighead at Southeastern Louisiana, 1981
27. 75–Doug Pederson to Jeff Steele at Stephen F. Austin, 1989
28. 73–Robert Cobb to Stepfret Williams vs. Idaho, 1993 (playoff)
29. 72–Andre Vige to Tony Akins vs. Louisiana-Lafayette, 1998
- 72–Raymond Philyaw to Stepfret Williams at Nevada, 1994
- 72–Stan Humphries to Mike Manzullo vs. McNeese State, 1987
- 72–Lloyd Ray to Jack Brown at Arkansas A&M, 1952
33. 71–Raymond Philyaw to Derrick Bridges at Cincinnati, 1996
- 71–Rodney Horn to Tag Rome at Texas-Arlington, 1983 (NS)
- 71–Everett Reynolds to Joe Driskill vs. Louisiana Tech, 1958
36. 70–Ronald Lawrence to John Floyd at Tulsa, 1977
37. 69–Rodney Horn to Bobby Craighead at Lamar, 1983
38. 68–Andre Vige to Marty Booker at Kansas State, 1998 (ns)
- 68–Mike Audirsch to Don Ryder vs. Southeastern Louisiana, 1969
- 68–Bubby Brister to Benny Mitchell at Texas-Arlington, 1985
41. 67–Andy Chance to Darryl Carter vs. Nicholls State, 2000 (NS)
42. 66–Andy Chance to Derrick Bridges at Wyoming, 1999
- 66–Raymond Philyaw to Marty Booker at Central Florida, 1996 (NS)
- 66–Wendal Lowrey to Greg Robinson at McNeese State, 1992
- 66–Doug Pederson to Cisco Richard at North Texas, 1990
- 66–Walter Phythian to Cisco Richard at Nicholls State, 1988
- 66–John Holman to Bobby Craighead at Southeastern Louisiana, 1981
48. 65–Stan Humphries to Jackie Harris at Texas State, 1987
- 65–Bubby Brister to Benny Mitchell vs. North Texas, 1985
- 65–Bud Cespiva to John Floyd at McNeese State, 1978



**Raymond
Philyaw**



Andre Vige



**Wendal
Lowrey**

Single-Game Pass Attempts

- 71 – Doug Pederson at Stephen F. Austin, 1989
- 65 – John Holman vs Louisiana Tech, 1982
- 55 – Raymond Philyaw at Nevada, 1995
55 – Robert Cobb vs McNeese State, 1993
55 – John Holman vs McNeese State, 1980
- 54 – John Holman vs McNeese State, 1982
- 53 – Andre Vige at Idaho, 2001
- 51 – Stan Humphries vs E. Kentucky, 1987
- 50 – Andy Chance vs Nicholls State, 2000
50 – John Holman at La.-Lafayette, 1982

Single-Season Pass Attempts

- 461 – John Holman, 1982
- 436 – Doug Pederson, 1989
- 379 – Steven Jyles, 2005
- 368 – Steven Jyles, 2002
- 366 – Steven Jyles, 2004
- 360 – Steven Jyles, 2003
- 351 – Raymond Philyaw, 1996
- 350 – John Holman, 1980
- 345 – Robert Cobb, 1993
- 342 – Bubby Brister, 1985

Career Pass Attempts

- 1,473 – Steven Jyles, 2002-05
- 1,201 – John Holman, 1979-82
- 1,006 – Doug Pederson, 1987-90
- 924 – Raymond Philyaw, 1993-96
- 652 – Andy Chance, 1999-01
- 587 – Stan Humphries, 1986-87
- 568 -- Kinsmon Lancaster, 2005-pr.
- 562 – Andre Vige, 1998-01
- 407 – Robert Cobb, 1990-93
- 405 – Rodney Horn, 1981-84

Single-Game Pass Completions

- 46 – Doug Pederson at Stephen F. Austin, 1989
- 33 – Stan Humphries vs. E. Kentucky, 1987
- 32 – John Holman vs. Louisiana Tech, 1982
32 – Steven Jyles vs. Fla. International, 2005
- 30 – Doug Pederson vs. Lamar, 1988
- 29 – John Holman vs. McNeese State, 1980
29 – Robert Cobb vs. McNeese State, 1993
29 – Andre Vige at Idaho, 2001
- 28 – Doug Pederson vs. Texas State, 1990
28 – Steven Jyles at MTSU, 2005

Single-Season Pass Completions

- 243 – Doug Pederson, 1989
- 218 – John Holman, 1982
- 209 – Steven Jyles, 2005
- 204 – Steven Jyles, 2004
- 201 – Steven Jyles, 2003
- 197 – Robert Cobb, 1993
- 191 – Bubby Brister, 1985
- 190 – Doug Pederson, 1990
- 187 – John Holman, 1980
- 181 – Steven Jyles, 2002

Career Pass Completions

- 795 – Steven Jyles, 2002-05
- 593 – John Holman, 1979-82
- 556 – Doug Pederson, 1987-90
- 477 – Raymond Philyaw, 1993-96
- 355 – Andy Chance, 1999-01
- 323 -- Kinsmon Lancaster, 2005-pr.**
- 293 – Stan Humphries, 1986-87
- 279 – Andre Vige, 1998-01
- 235 – Robert Cobb, 1990-93
- 227 – Wendal Lowrey, 1991-92

Single-Season Passing Yards

- 3,008 – Robert Cobb, 1993
- 2,964 – John Holman, 1982
- 2,880 – Bubby Brister, 1985
- 2,627 – Raymond Philyaw, 1995
- 2,622 – Stan Humphries, 1987
- 2,603 – Doug Pederson, 1989
- 2,445 – Raymond Philyaw, 1996
- 2,444 – John Holman, 1980
- 2,322 – Steven Jyles, 2004
- 2,318 – Steven Jyles, 2002

Career Passing Yards

- 8,987 – Steven Jyles, 2002-05
- 7,827 – John Holman, 1979-82
- 7,061 – Raymond Philyaw, 1993-96
- 6,315 – Doug Pederson, 1987-90
- 4,395 – Stan Humphries, 1986-87
- 3,709 -- Kinsmon Lancaster, 2005-pr.**
- 3,530 – Andy Chance, 1999-01
- 3,499 – Wendal Lowrey, 1991-92
- 3,422 – Andre Vige, 1998-01
- 3,398 – Robert Cobb, 1990-93

Single-Season TD Passes

- 29 – Robert Cobb, 1993
- 22 – Raymond Philyaw, 1995
- 20 – John Holman, 1982
- 18 – Stan Humphries, 1987
- 17 – Steven Jyles, 2002
17 – Andre Vige, 1998
17 – Bubby Brister, 1985
- 16 – Raymond Philyaw, 1996
16 – Wendal Lowrey, 1992
16 – Doug Pederson, 1989

Career Touchdown Passes

- 55 – Steven Jyles, 2002-05
- 52 – Raymond Philyaw, 1993-96
- 51 – John Holman, 1979-82
- 33 – Doug Pederson, 1987-90
- 29 – Robert Cobb, 1990-93
29 – Stan Humphries, 1986-87
- 24 – Wendal Lowrey, 1991-92
- 23 – Andre Vige, 1998-01
- 20 – Rodney Horn, 1981-84
- 20 -- Kinsmon Lancaster, 2005-pr.**

Season 300-Yard Games

Name, Year	No.
Stan Humphries, 1987	7*
Bubby Brister, 1985	5
Robert Cobb, 1993	4
Doug Pederson, 1990	3
Raymond Philyaw, 1996	3
Raymond Philyaw, 1995	3
Six Players	2

Career 300-Yard Games

Name, Year	No.
Stan Humphries, 1986-87	8*
Doug Pederson, 1987-90	7
Raymond Philyaw, 1993-96	6
John Holman, 1979-82	6
Bubby Brister, 1984-85	5
Wendal Lowery, 1991-92	4
Robert Cobb, 1990-93	4
Steven Jyles, 2002-05	4

Consecutive 300-Yard Games

- Doug Pederson, 1989-90 3*
- Raymond Philyaw, 1996 2
Raymond Philyaw, 1995 2
Robert Cobb, 1993 2
Wendal Lowrey, 1991 2
Doug Pederson, 1988 2
Stan Humphries, 1987 (twice) 2
John Holman, 1982 2

*last two games of 1989 and first game of 1990

TEAM RECORDS PASSING

Single-Game

Most Passes Attempted:

71, at Stephen F. Austin, 1989

Most Passes Completed:

46, at Stephen F. Austin, 1989

Most Passing Yards:

619, at Stephen F. Austin, 1989

Most TD Passes:

5, vs. Portland St., 1998; at Nevada, 1995; at McNeese St., 1992; at Stephen F. Austin, 1989; at Southeastern Louisiana, 1981

Best Passing Percentage:

85.0% (17-20), vs. Sam Houston State, 1990

Most Consecutive Completions:

11, vs. Sam Houston State, 1991

Single-Season

Most Attempts: 495, 1981

Most Completions 244, 1989

Best Percentage 62.8% (315-198), 1992

Most Yards 3,180, 1981

Best Average 303.9 yards, 1987

Most TDs: 30, 1993

Season Top 10

Yards Passing Per Game

Rank	Avg.	Year
1.	289.1	1981
2.	286.6	1987
3.	283.1	1993
4.	276.5	1982
5.	262.9	1985
6.	260.1	1996
7.	257.1	1980
8.	249.8	1992
9.	236.8	1989
10.	227.4	1986



Steven Jyles



RECEIVING RECORDS

Most Receptions

Game: 16, Jackie Harris vs. Lamar, 1988

Season: 79, Mack Vincent, 2002

Career: 203, Mack Vincent, 2000-03

Most Yards

Game: 264, Stepfret Williams at Nevada, 1995

Season: 1,198, Mack Vincent, 2002

Career: 3,177, Stepfret Williams, 1992-95

Most TD Receptions

Game: 4, Stepfret Williams at Nevada, 1995

Season: 12, Stepfret Williams, 1995

Career: 33, Stepfret Williams, 1992-95

Highest Average Per Reception

Game: 55.5 yards (min. four catches),

Bobby Craighead at Southeastern Louisiana, 1981, 4 catches, 222 yards

Season: 23.5 yards (min. 20 receptions), Chris Jones, 1985, 33 receptions;

26.3 (min. 10 receptions), Joe Driskill, 1958, 12 receptions

Career: 21.3 yards, John Floyd, 1975-78

Most 200-Yard Receiving Games

Season: 2, Vincent Brisby, 1992

Career: 3, Vincent Brisby, 1990-92

Most 100-Yard Receiving Games

Season: 6, Stepfret Williams, 1994

Career: 16, Stepfret Williams, 1992-95

Most 10-Reception Games

Season: 2, Stepfret Williams, 1995

2, Marty Booker, 1996 & 1998

Career: 5, Marty Booker, 1995-98

Most 50-Yard Receptions

Game: 3, Bobby Craighead (78, 76, 66) at Southeastern Louisiana, 1981

Season: 6, Benny Mitchell, 1985; 5, Marty Booker, 1998

Career: 11, Stepfret Williams, 1992-95; 11, John Floyd, 1975-78

Most Yards by Two Receivers

Game: 362, Marty Booker (218) and Derrick Bridges (144) at Central Florida, 1996

YEAR-BY-YEAR RECEIVING LEADERS

Year	Player	Rec	Yds	TD
2007:	WR Darrell McNeal	54	502	4
2006:	WR LaGregory Sapp	43	796	3
2005:	WR Drouzon Quillen	45	707	9
2004:	WR Drouzon Quillen	44	758	7
2003:	WR Mack Vincent	62	700	9
*2002:	WR Mack Vincent	79	1,198	7
2001:	WR Mack Vincent	47	619	2
2000:	WR Kevin Stevenson	40	432	1
1999:	WR Sean Brown	37	304	1
1998:	WR Marty Booker	75	1,168	11
1997:	WR Marty Booker	44	621	5
1996:	WR Marty Booker	51	857	6
1995:	WR Stepfret Williams	56	1,056	12
1994:	WR Stepfret Williams	57	1,106	10
*1993:	WR Stepfret Williams	40	929	10
*1992:	WR Vincent Brisby	56	1,050	9
*1991:	RB Erich Cox	49	535	0
*1990:	RB Cisco Richard	65	617	5
1989:	RB Cisco Richard	61	481	1
*1988:	TE Jackie Harris	43	512	2
1987:	TE Jackie Harris	37	709	3
	RB Jeff Steele	37	397	3
1986:	WR Benny Mitchell	30	518	3
1985:	WR Chris Jones	33	774	4
	WR Benny Mitchell	33	751	5
	WR Mike Manzullo	33	393	4
*1984:	TE Joey Evans	47	672	4
1983:	TE Joey Evans	23	381	2
*1982:	WR Tag Rome	46	604	4
1981:	WR Alfred Kinney	44	782	9
1980:	WR Tag Rome	41	562	1
1979:	WR Tony Morrison	19	276	0
1978:	WR John Floyd	29	649	5
1977:	WR John Floyd	30	573	4
1976:	WR John Floyd	45	986	5
	WR Frank Maxwell	45	648	6
1975:	TE Fred Coleman	43	580	0
1974:	E Harvey Johnson	37	502	2
1973:	E Rusty Brown	11	132	0
1972:	WR Rubin Jones	30	410	1
1971:	WR Rubin Jones	32	577	9
1970:	E Don Zimmerman	25	392	2
1969:	E Al Miller	17	223	0
1968:	E Al Miller	30	361	3
1967:	E Al Miller	36	436	2
1966:	RB Alton Thomas	11	201	1
	RB Dalton LeBlanc	11	106	0
1965:	E Kenneth Holland	19	257	0
1964:	E Stanley Wilson	6	94	0
1963:	RB Alton Thomas	15	201	1
1962:	E Bo-Dick Smith	6	45	0
1961:	RB Ken Newton	7	85	0
	E Gene Harbert	7	72	1
1960:	E Charlie Barnes	17	195	2
1959:	E Charlie Barnes	13	84	0
1958:	E Joe Driskill	12	316	3
1957:	E Joe Driskill	7	85	3
	RB Don Reynolds	7	71	0
1956:	E Joe Driskill	6	107	2

1951-55: Unavailable

*Led Conference

Longest ULM Receptions

(NS - non-scoring)

- 96 – Wendal Lowrey to Vincent Brisby at Stephen F. Austin, 1991
- 90 – Andre Vige to Tony Akins vs. Nicholls State, 1998
- 86 – Ches Liles to Stepfret Williams vs. Alcorn State, 1992 (playoff)
- 85 – Walter Phythian to Charles Andrews at Arkansas State, 1986
- 85 – John Holman to Alfred Kinney vs. Nicholls State, 1981
- 82 – Andre Vige to Marty Booker vs. Stephen F. Austin, 1998 (NS)
- 82 – Raymond Philyaw to Keith Dailey at Fresno State, 1995
- 81 – Kirby Arceneaux to John Floyd vs. Southeastern La., 1978
- 81 – Kirby Arceneaux to John Floyd vs. Nicholls State, 1977
- 81 – Wayne Matherne to Don Zimmerman vs. Louisiana Tech, 1970
- 80 – Don Smith to Larry Gene at Mississippi State, 1972
- 80 – Robert Cobb to Stepfret Williams at Eastern Kentucky, 1993 (NS)
- 80 – Kirby Arceneaux to John Floyd vs. Northwestern State, 1978



Single-Season Touchdown Receptions

PLAYER	REC	YDS	TD
1. Stepfret Williams, 1995	66	1,056	12
2. Marty Booker, 1998	75	1,168	11
3. Stepfret Williams, 1994	57	1,106	10
Stepfret Williams, 1993	40	929	10
5. Drouzon Quillen, 2005	45	707	9
Mack Vincent, 2003	62	700	9
Vincent Brisby, 1992	56	1,050	9
Rubin Jones, 1971	32	577	9
Alfred Kinney, 1981	44	782	9
10. John Floyd, 1978	29	649	8

Career Touchdown Receptions

PLAYER	REC	YDS	TD
1. Stepfret Williams, 1992-95	168	3,177	33
2. Marty Booker, 1995-98	178	2,784	23
3. Drouzon Quillen, 2002, 04-05	121	1,979	19
4. Mack Vincent 2000-2003	203	2,673	18
5. Vincent Brisby, 1990-92	97	1,864	17
6. Rubin Jones, 1968-70,72	92	1,502	16
7. Alfred Kinney, 1979-82	92	1,526	15
8. John Floyd, 1975-78	105	2,238	14
9. Bobby Lewis, 1979-82	92	1,478	13
10. Cisco Richard, 1987-90	179	1,874	12
Jackie Harris, 1986-89	147	2,107	12

Career Receptions

PLAYER	REC	YDS	AVG	TD
1. Mack Vincent 2000-2003	203	2,673	13.1	18
2. Cisco Richard, 1987-90	179	1,874	10.5	12
3. Marty Booker, 1995-98	178	2,784	15.6	23
4. Stepfret Williams, 1992-95	168	3,177	18.9	33
5. Jackie Harris, 1986-89	147	2,107	14.3	12
6. Drouzon Quillen, 2002, 04-05	121	1,979	16.4	19
7. Tag Rome, 1980-83	117	1,763	15.1	10
8. Joey Evans, 1981-84	113	1,764	15.6	7
9. John Floyd, 1975-78	105	2,238	21.3	14
10. Frank Maxwell, 1973-76	102	1,261	12.4	9



Darrell McNeal

Career Receiving Yards

PLAYER	REC	YDS	AVG	TD
1. Stepfret Williams, 1992-95	168	3,177	18.9	33
2. Marty Booker, 1995-98	178	2,784	15.6	23
3. Mack Vincent 2000-2003	203	2,673	13.1	18
4. John Floyd, 1975-78	105	2,238	21.3	14
5. Jackie Harris, 1986-89	147	2,107	14.3	12
6. Drouzon Quillen, 2002, 04-05	121	1,979	16.4	19
7. Cisco Richard, 1987-90	179	1,874	10.5	12
8. Vincent Brisby, 1990-92	97	1,864	19.2	17
9. Joey Evans, 1981-84	113	1,764	15.6	7
10. Tag Rome, 1980-83	117	1,763	15.1	10

Single-Season Receptions

PLAYER	REC	YDS
1. Mack Vincent, 2002	79	1,198
2. Marty Booker, 1998	75	1,168
3. Stepfret Williams, 1995	66	1,056
4. Cisco Richard, 1990	65	617
5. Mack Vincent, 2003	62	700
6. Cisco Richard, 1989	61	481
7. Stepfret Williams, 1994	57	1,106
8. Vincent Brisby, 1992	56	1,050
9. Jackie Harris, 1989	54	661
Darrell McNeal, 2007	54	502

Single-Season Receiving Yards

PLAYER	REC	YDS
1. Mack Vincent, 2002	79	1,198
2. Marty Booker, 1998	75	1,168
3. Stepfret Williams, 1994	57	1,106
4. Stepfret Williams, 1995	66	1,056
5. Vincent Brisby, 1992	56	1,050
6. John Floyd, 1976	45	986
7. Stepfret Williams, 1993	40	929
8. Marty Booker, 1996	51	857
9. LaGregory Sapp, 2006	43	796
10. Alfred Kinney, 1981	44	782



Marty Booker

TOP 50 ALL-TIME RECEIVING GAMES

	Yds.	No.	Player
1.	264	10	Stepfret Williams at Nevada, 1995
2.	227	10	Vincent Brisby at Louisiana-Lafayette, 1992
3.	222	4	Bobby Craighead at SE Louisiana, 1981
4.	218	10	Marty Booker at Central Florida, 1996
5.	214	12	Chris Jones at Northwestern State, 1981
6.	206	8	Jeff Steele at Stephen F. Austin, 1989
	206	7	Vincent Brisby at Stephen F. Austin, 1991
8.	203	10	John Floyd at West Texas A&M, 1976
9.	200	8	Vincent Brisby vs. Eastern Washington, 1992
10.	197	6	John Floyd vs. Louisiana Tech, 1976
11.	194	10	Marty Booker vs. Nicholls State, 1998
12.	189	4	Benny Mitchell vs. North Texas, 1985
13.	186	7	Mack Vincent vs. Utah State, 2002
14.	183	10	Bobby Lewis vs. Louisiana Tech, 1982
15.	182	7	Marty Booker at Auburn, 1996
	182	7	John Floyd vs. Northwestern State, 1978
17.	179	7	Vincent Brisby vs. North Texas, 1991
	179	5	Vincent Brisby at McNeese State, 1992
19.	176	6	Stepfret Williams vs. Weber State, 1994
20.	173	7	Mack Vincent vs. McNeese State, 2002
21.	171	4	Tony Akins vs. Louisiana-Lafayette, 1998
22.	170	5	Chris Jones vs. Nicholls State, 1985
23.	169	10	Mack Vincent vs. Idaho, 2002
24.	167	12	Stepfret Williams at Mississippi State, 1995
25.	166	8	Mack Vincent at Louisiana-Lafayette, 2003
	166	6	Chris Jones vs. Delta State, 1985
27.	165	6	Dennis Bamburg vs. North Texas, 1993
28.	164	4	Kenny Burton at Nevada, 1990 (playoff)
29.	160	6	Stepfret Williams at Wyoming, 1994
30.	159	9	Marty Booker vs. Central Florida, 1997
	159	11	Benny Mitchell at Texas-Arlington, 1985
	159	5	John Floyd at Tulsa, 1977
33.	156	6	Jackie Harris vs. Arkansas State, 1987
34.	155	16	Jackie Harris vs. Lamar, 1988
	155	6	Bobby Lewis vs. McNeese State, 1980
	155	6	John Floyd at McNeese State, 1978
37.	153	7	Drouzon Quillen vs. Utah State, 2002
	153	7	Jackie Harris vs. Eastern Kentucky, 1987 (playoff)
39.	152	10	Marty Booker at Hawaii, 1997
40.	150	4	Alfred Kinney vs. Nicholls State, 1981
41.	147	10	Marty Booker vs. Portland State, 1998
42.	145	4	Stepfret Williams vs. North Texas, 1993
	145	9	Kenny Burton vs. Texas State, 1990
44.	144	5	Derrick Bridges at Central Florida, 1996
	144	5	Stepfret Williams at Eastern Kentucky, 1993
	144	6	Harvey Johnson vs. Jacksonville State, 1974
47.	143	7	Duke Doctor vs. Eastern Kentucky, 1992
48.	141	5	Cisco Richard at North Texas, 1990
49.	139	6	John Floyd vs. Texas-Arlington, 1976
50.	138	9	Stepfret Williams vs. Northwestern State, 1995
	138	6	Chris Jones at Lamar, 1985

SINGLE-GAME RECEPTIONS

	Player	Rec-Yds.	Opponent	Yr
1.	Jackie Harris	16-155	Lamar	1988
2.	Chris Jones	12-214	Northwestern State	1981
	Stepfret Williams	12-167	Mississippi State	1995
4.	Benny Mitchell	11-159	Texas-Arlington	1985
	Marty Booker	11-133	Arkansas	1996
6.	John Floyd	10-203	West Texas A&M	1976
	John Floyd	10-203	Louisiana Tech	1976
	Bobby Lewis	10-183	Louisiana Tech	1982
	Tag Rome	10-135	Southeastern Louisiana	1982
	Jackie Harris	10-75	Northwestern State	1988
	Cisco Richard	10-45	Arkansas State	1989
	Jackie Harris	10-110	North Texas	1989
	Vincent Brisby	10-227	Louisiana-Lafayette	1992
	Stepfret Williams	10-264	Nevada	1995
	Keith Gardner	10-130	Northwestern State	1996
	Marty Booker	10-218	Central Florida	1996
	Marty Booker	10-152	Hawaii	1997
	Marty Booker	10-194	Nicholls State	1998
	Marty Booker	10-101	Western Michigan	1998
	Marty Booker	10-147	Portland State	1998
	Sean Brown	10-82	Middle Tennessee	1999
	Mack Vincent	10-169	Idaho	2002
	Mack Vincent	10-124	Stephen F. Austin	2003



Jeff Steele

YEAR-BY-YEAR TOTAL OFFENSE LEADERS

Year	Player	Plays	Yds	TD
2007	QB Kinsmon Lancaster	401	2,264	14
2006	QB Kinsmon Lancaster	361	2,122	12
*2005	QB Steven Jyles	518	2,671	21
2004	QB Steven Jyles	516	2,909	20
2003	QB Steven Jyles	422	2,171	15
2002	QB Steven Jyles	453	2,483	20
2001	QB Andy Chance	257	1,163	6
2000	QB Andy Chance	271	1,174	4
1999	QB Andy Chance	376	1,765	8
1998	QB Andre Vige	332	1,822	17
1997	QB Daniel Jeremiah	274	1,546	10
1996	QB Raymond Philyaw	419	2,359	19
1995	QB Raymond Philyaw	369	2,584	22
1994	QB Raymond Philyaw	287	1,988	15
*1993	QB Robert Cobb	373	2,965	29
1992	QB Wendal Lowrey	281	2,199	16
1991	QB Wendal Lowrey	158	1,305	9
*1990	QB Doug Pederson	384	2,092	11
1989	QB Doug Pederson	503	2,464	24
1988	QB Doug Pederson	322	1,538	7
*1987	QB Stan Humphries	414	2,768	22
1986	QB Stan Humphries	287	1,714	12
1985	QB Bubby Brister	425	2,704	18
1984	QB Rodney Horn	248	1,436	11
1983	QB Rodney Horn	228	1,318	11
1982	QB John Holman	519	2,841	20
1981	QB John Holman	322	1,894	15
1980	QB John Holman	382	2,389	16
1979	QB John Holman	153	678	2
1978	QB Kirby Arceneaux	295	1,393	7
1977	QB Bud Cespiva	178	623	7
1976	QB Mike Howell	311	1,845	13
1975	QB Joe Bruner	370	2,035	14
1974	QB Scotty Dyer	362	1,615	12
1973	HB Joe Mitchell	167	851	6
1972	HB Jimmy Edwards	281	1,328	8
1971	QB Don Smith	266	1,145	8
1970	HB Joe Profit	159	735	5
1969	HB Joe Profit	211	1,027	6
1968	HB Joe Profit	134	884	6
1967	QB Steve Mansur	185	817	3
1966	QB Steve Mansur	239	882	7
1965	QB Steve Mansur	190	627	3
1964	QB Johnny Garrison	176	544	0
1963	FB Willie Ragan	117	440	3
1962	QB Ronnie Myrick	119	399	5
1961	QB Ronnie Myrick	123	593	5
1960	QB Don Wattigney	119	400	3
1959	QB Bob Randel	110	406	5
1958	QB Everett Reynolds	107	764	14
1957	FB Lloyd Ray Smith	81	444	2
*1956	HB Aubrey Wade	121	862	8
1955	HB Aubrey Wade	---	585	---
1954	QB Pete Chambless	---	472	---
1953	FB Lloyd Ray Smith	---	500	---
1952	unavailable			
1951	HB Bob Carter	---	735	---

*Led Conference



Kinsmon Lancaster

INDIVIDUAL TOTAL OFFENSE

Most Plays

Game: 78 (71 pass, 7 rush), Doug Pederson at Stephen F. Austin, 1989
Season: 520, John Holman, 1982
Career: 1,909 Steven Jyles, 2002- 05

Most Total Yards Gained

Game: 595 (619 pass,-24 rush), Doug Pederson at Stephen F. Austin, 1989
Season: 2,965, Robert Cobb, 1993
Career: 10,234, Steven Jyles, 2002-05

Best Total Offense Average

Game: 14.2 (22 plays, 312 yards), Andre Vige vs. Nicholls State, 1998
Season: 301.5 yards, Stan Humphries, 1987

Most Plays In A Quarter

26, Doug Pederson at Stephen F. Austin, 1989 (4th)
 Andre Vige at Western Michigan, 1998 (4th)

Most Yards In A Quarter

195, Wendal Lowrey at Stephen F. Austin, 1991 (2nd)

Most Plays In A Half

47, Doug Pederson at Stephen F. Austin, 1989 (2nd)

Most Yards In A Half


372, Stan Humphries vs. Eastern. Kentucky, 1987 (2nd)

Most 300-Yard Games

Season: 7, Stan Humphries, 1987
Career: 11, Steven Jyles, 2002-05

Most 250-Yard Games

Career: 15, Steven Jyles, 2002-05



Doug Pederson

Single-Game Total Offense

1. 596, Doug Pederson at Stephen F. Austin, 1989
Rush: 7-(-24) Pass: 71-46-1-619 pass
2. 521, Stan Humphries vs. Eastern Kentucky, 1987
Rush: 12-35 Pass: 51-33-2-486
3. 495, Steven Jyles vs. Utah State, 2002
Rush: 8-25 Pass: 43-26-0-470
4. 487, Raymond Philyaw at Nevada, 1995
Rush: 2-1 Pass: 55-26-1-486
5. 452, Raymond Philyaw at Central Florida, 1996
Rush: 7-(-27) Pass: 42-25-1-479
6. 439, John Holman vs. McNeese State, 1980
Rush: 4-(-22) Pass: 55-29-7-461
7. 432, Steven Jyles vs. Florida International, 2005
Rush: 9-48 Pass: 49-32-1-384
8. 424, Raymond Philyaw vs. Northwestern St., 1995
Rush: 8-30 Pass: 38-22-0-394
9. 417, Stan Humphries vs. Marshall, 1987
Rush: 11-(-19) Pass: 43-26-0-436
10. 407, Kinsmon Lancaster at Kansas, 2006
Rush: 11-30 Pass: 41-24-0-377
11. 404, Stan Humphries at Louisiana Tech, 1987
Rush: 11-17 Pass: 41-25-0-377
12. 402, Kinsmon Lancaster vs. Middle Tenn., 2007
Rush: 16-138 Pass: 24-32-2-264
13. 396, Wendal Lowrey vs. Eastern Washington, 1992
Rush: 4-(-6) Pass: 34-23-2--402
14. 395, John Holman vs. Louisiana Tech, 1982
Rush: 3-(-4) Pass: 65-32-2--399
15. 393, John Holman at Louisiana Tech, 1981
Rush: 2-(-1) Pass: 41-27-1--394
16. 391, Stan Humphries vs. Arkansas State, 1987
Rush: 14-40 Pass: 43-23-4--351
17. 382, Stan Humphries vs. McNeese State, 1987
Rush: 7-0 Pass: 30-19-1--382
18. 380, Andy Chance at Tulsa, 1999
Rush: 21-122 Pass: 35-25-0-258
19. 378, Stan Humphries at Southern Mississippi, 1986
Rush: 4-0 Pass: 49-24-2--378
20. 360, Wendal Lowrey at Stephen F. Austin, 1991
Rush: 4-24 Pass: 29-19-1--336
21. 357, Doug Pederson vs. Texas State, 1990
Rush: 4-14 Pass: 45-28-3--343
22. 352, Wendal Lowrey at McNeese State, 1992
Rush: 5-0 Pass: 21-15-0--352
23. 351, Doug Pederson vs. Lamar, 1988
Rush: 14-28 Pass: 44-30-2--323
24. 348, Steven Jyles vs. Florida International, 2004
Rush: 13-45 Pass: 41-25-1--303
25. 347, Bubby Brister vs. Delta State, 1985
Rush: 8-14 Pass: 26-17-0--333
26. 343, Steven Jyles at Middle Tennessee, 2004
Rush: 16-52 Pass: 25-47-2--291
- 343, Steven Jyles at Arkansas State, 2003
Rush: 10-13 Pass: 40-20-2, 330
- 343, Robert Cobb vs. North Texas, 1993
Rush: 1-(-4) Pass: 21-13-1--347
- 343, Robert Cobb at Texas State, 1993
Rush: 1-0 Pass 31-17-0--343
30. 341, Robert Cobb vs. Stephen F. Austin, 1993
Rush: 5-(-5) Pass: 27-18-0-4--346
- 341, Stan Humphries at Texas State, 1987
Rush: 6-21 Pass 25-15-0--320
32. 338, Steven Jyles vs. Utah State, 2004
Rush: 10-54 Pass: 32-22-2--284

Career Total Offense

PLAYER	PLAYS	RUSH	PASS	TOT	TD
1. Steven Jyles, 2002- 04	1,909	1,247	8,987	10,234	76
2. John Holman, 1979-82	1,377	-25	7,827	7,802	53
3. Raymond Philyaw, 1993-96	1,113	-42	7,061	7,019	57
4. Doug Pederson, 1987-90	1,213	-223	6,315	6,092	34
5. Kinsmon Lancaster, 2005-pr.	842	943	3,709	4,652	27
6. Stan Humphries, 1986-87	701	87	4,395	4,482	34
7. Andy Chance, 1999-01	904	572	3,530	4,102	17
8. Wendal Lowrey, 1991-92	439	5	3,499	3,504	25
9. Robert Cobb, 1990-93	544	-54	3,398	3,344	29
10. Steve Mansur, 1965-68	818	1,319	1,835	3,154	16

Single-Season Total Offense

PLAYER	PLAYS	RUSH	PASS	TOT	TD
1. Robert Cobb, 1993	373	-43	3008	2,965	9
2. Steven Jyles, 2004	516	587	2,322	2,909	20
3. John Holman, 1982	519	-123	2,964	2,841	20
4. Stan Humphries, 1987	414	146	2,622	2,768	22
5. Bubby Brister, 1985	425	-176	2,880	2,704	18
6. Steven Jyles, 2005	518	436	2,235	2,671	21
7. Raymond Philyaw, 1995	369	-43	2,627	2,584	22
8. Steven Jyles, 2002	453	165	2,318	2,483	20
9. Doug Pederson, 1989	503	-139	2,603	2,464	17
10. John Holman, 1980	382	-55	2,444	2,380	16

TEAM RECORDS TOTAL OFFENSE

SINGLE-GAME

Most Plays: 94 (46 rush, 48 pass),
at Louisiana Tech, 1987
94 (39 rush, 55 pass), at Louisiana Tech, 1981
Most Yards: 742 vs. Alcorn State, 1992

SEASON

Most Plays:..... 860, 1982
Most Yards: .5,212 (2,098 r; 3,114 p), 1993
Best Average Per Game: 473.8, 1993

SEASON AVERAGE

1.473.8 1993
2.453.2 1992
3.414.9 1987
4.393.4 1981
5.392.3 1982
6.385.7 2007
7.381.2 1985
8.377.1 1980
9.368.6 1994
10.367.1 1991



Bubby Brister

DEFENSIVE RECORDS



Career Total Tackles

PLAYER, YEARS PLAYED	Pos.	Solo	Asst	Total
1. Harold Thompson, 1976-79	LB	276	233	509
2. Rod Moon, 1987-90	LB	228	169	397
3. Ronnie Washington, 1982-84	LB	238	158	396
4. Chris Harris, 2001-04	DB	204	179	383
5. Ricky Sanders, 1979-82	LB	209	158	367
6. Terry Jones, 1984-87	LB	209	151	360
7. Cyril Crutchfield, 1985-88	FS	206	146	352
8. Glenn Fleming, 1973-75	DT	209	158	323
9. Brian Taylor, 1995-98	FS	227	89	316
10. Jody Norman, 1978-81	DB	206	98	304

TEAM RECORDS

Single-Game

- Fewest Yards Rushing:** -80 by Nicholls State, 1973
- Fewest Yards Passing:** -5 by Sam Houston, 1988
- Fewest Yards Total:** 42 by Nicholls State, 1973
- Fewest First Downs:** 3 by Jacksonville State, 1960
- Fewest Passes Completed:** 0, by several teams
- Fewest Total Plays:** 39 by Arkansas State, 1983
- Most Fumbles by Opposition:** 8 by UL Lafayette, 1983; Arkansas State, 1982; Lamar, 1975; Cincinnati, 1974; Stephen F. Austin, 1968
- Most Punts Blocked:** 1 vs. several teams, last vs. Middle Tennessee, 2002
- Most Interceptions:** 6 vs. Nicholls State, 1984
- Most Yards on Interceptions:** 174 vs. Northwestern State, 1999
- Most Opposition Turnovers:** 8 by Texas State, 1987; Louisiana-Lafayette, 1983; McNeese State, 1972; Stephen F. Austin, 1968
- Most Field Goals Blocked:** 2 vs. West Texas A&M, 1975; Memphis, 2000

Single-Season

- Fewest Yards Rushing:** 632, 2000
- Fewest Avg. Yards Rushing:** 57.5, 2000
- Fewest Yards Passing:** 482, 1956
- Fewest Avg. Yards Passing:** 48.2, 1956
- Fewest Total Yards:** 1,624, 1951
- Fewest Avg. Yards in Total Offense:** 201.7, 1966
- Fewest Points:** 96, 2000
- Fewest Yards on Punt Returns:** 3.45, 1983
- Most Shutouts:** 4, 1978
- Most Interceptions:** 27, 1982
- Most Yards on Interceptions:** 300, 1982



Rod Moon



Terry Jones

YEAR-BY-YEAR TACKLE LEADERS

Year	Player	UT-AT-TT	Year	Player	UT-AT-TT
2007	LB Cardia Jackson	46-33-79	1985:	LB Roger Kelley	94-46-140
2006:	S Kevin Payne	72-26-98	1984:	LB Ronnie Washington	102-58-160
2005:	S Kevin Payne	61-26-87	1983:	LB Ronnie Washington	73-59-132
2004:	LB John Winchester	52-53-105	1982:	LB Ricky Sanders	58-57-115
2003:	LB Maurice Sonnier	41-52-93	1981:	LB Ricky Sanders	78-54-132
2002:	FS Chris Harris	78-49-127	1980:	DT Ken Poole	62-42-104
2001:	LB Maurice Sonnier	32-44-76	1979:	LB Harold Thompson	64-47-111
2000:	SS Dedrick Buckles	61-42-103	1978:	DB Roy Binion	74-60-134
	SS Cedric Robinson	76-27-103	1977:	LB Harold Thompson	85-90-175
1999:	SS Cedric Robinson	66-28-94	1976:	LB Larry Hathorn	75-45-120
1998:	FS Brian Taylor	98-46-144	1975:	NG Glenn Fleming	113-26-139
1997:	FS Brian Taylor	83-30-113	1974:	NG Glenn Fleming	43-56-99
1996:	LB Chad Nerenberg	53-22-75	1973:	LB Keith Hickman	69-26-95
1995:	LB Chad Nerenberg	65-37-102	1972:	E Frank Landry	56-33-89
1994:	LB Damon Poage	66-36-102	1971:	LB Ken Ellender	67-44-111
1993:	LB Damon Poage	57-42-99	1970:	NG Gill Matherne	66-34-100
1992:	FS Curtis Harrison	60-43-103	1969:	LB Nicky Pere'	56-38-94
1991:	FS Curtis Harrison	55-38-93	1968:	NG Greg Jubert	72-36-108
1990:	LB Rod Moon	67-45-112	1967:	LB Wayne Cunningham	51-39-90
1989:	LB Rod Moon	64-45-109	1951-66:	Unavailable	
1988:	LB Scott Tubbs	64-57-121		* - Led conference	
1987:	LB Terry Jones	74-60-134			
1986:	LB Terry Jones	71-40-111			



Cardia Jackson



Most Total Tackles

Game: 25 (21-4), FS Conrad Clarks vs. Nevada, 1994
Season: 175, LB Harold Thompson, 1977
Career: 509 (276-233), LB Harold Thompson, 1976-79

Most Solo Tackles

Game: 21, FS Conrad Clarks vs. Nevada, 1994
Season: 113, NG Glenn Fleming, 1975
Career: 276, LB Harold Thompson, 1976-79

Most Assisted Tackles

Game: 15, Roy Binion vs. Tulsa, 1977
Season: 90, LB Harold Thompson, 1977
Career: 233, LB Harold Thompson, 1976-79

Most Quarterback Sacks

Game: 5.5 (for 31 yds), DE Steve Foley vs. UCF, 1997
Season: 18.5-134 yds, DE Steve Foley, 1997
Career: 27-143 yds, James Folston, 1990-93

Most Tackles For Loss

Game: 5.5 (for 31 yds), DE Steve Foley vs. UCF, 1997
Season: 26.5-155 yds, DE Steve Foley, 1997
Career: 41.5-195 yds, DE Brandon Guillory, 2002-05

Most Fumbles Recovered

Game: 3, Cyril Crutchfield vs. Stephen F. Austin, 1986
3, Erick Stephens at Arkansas State, 1971
Season: 4, DE Gary Strawhun, 1970
4, LB Steve Lorio, 1972
4, DE Glenn Egan, 1983
4, DE Phil Williams, 1983
4, DT John Brown, 1991
4, FS Brian Taylor, 1998
4, SS Dedrick Buckels, 2000
Career: 7, Frank Landry, 1971-74
7, Glenn Egan, 1981-83

Longest Fumble Returns

1. 99 – Paul McElroy vs. Lamar, 1976
2. 80 – Chaz Williams vs. Louisiana-Lafayette, 2004
3. 77 – Ted Jones vs. Louisiana-Lafayette, 1953
4. 71 – Larry Whigham vs. Texas State, 1993
5. 52 – John Thompson vs. McNeese State, 2002

Single-Game Assisted Tackles

1. 15 – FS Roy Binion vs. Tulsa, 1977
2. 14 – LB Harold Thompson vs. Tulsa, 1977
14 – LB John Miles vs. Sam Houston, 1989
4. 13 – LB Harold Thompson vs. Cincinnati, 1977

Single-Game Total Tackles

1. 25 (21-4), FS Conrad Clarks at Nevada, 1994
2. 24 (18-6), FS Brian Taylor vs. Stephen F. Austin, 1998
24 (10-14), LB Harold Thompson at Tulsa, 1977
4. 23 (14-9), LB Ronnie Washington vs. SE Louisiana, 1984
23 (8-15), FS Roy Binion at Tulsa, 1977
23 (18-5), DT Ross Davis vs. Chattanooga, 1969
7. 22 (16-6), FS Mike Turner at Texas A&M, 1985
22 (14-8), LB Larry Hathorn vs. McNeese State, 1976
9. 21 (14-7), FS Mike Turner vs. McNeese State, 1985
21 (10-11), FS Roy Binion at Cincinnati, 1978

Single-Game Solo Tackles

1. 21 – FS Conrad Clarks at Nevada, 1994
2. 18 – FS Brian Taylor vs. Stephen F. Austin, 1998
18 – DT Ross Davis vs. Chattanooga, 1969
4. 16 – FS Mike Turner at Texas A&M, 1985
16 – DB Spencer Ellison vs. La.-Lafayette, 1989
16 – FS Dee Jefferson at UCLA, 1996
7. 14 – NG Jimmy Aarons vs. Northwestern St., 1970
14 – NG Glenn Fleming vs. SE Louisiana, 1975
14 – LB Larry Hathorn vs. McNeese State, 1976
14 – LB Larry Hathorn at SE Louisiana, 1976
14 – LB Ronnie Washington vs. SE Louisiana, 1984
14 – FS Mike Turner vs. McNeese State, 1985
14 – LB Duke Marcus vs. Arkansas State, 1987
14 – LB Duke Marcus vs. North Texas, 1987
14 – FS Brian Taylor vs. Hawaii, 1997

Single-Season Total Tackles

1. 175 – Harold Thompson, 1977
2. 160 – Ronnie Washington, 1984
3. 144 – Brian Taylor, 1998
4. 140 – Roger Kelley, 1985
5. 139 – Roy Binion, 1977
139 – Glenn Fleming, 1975
7. 134 – Terry Jones, 1987
134 – Roy Binion, 1978
9. 132 – Ronnie Washington, 1983
132 – Ricky Sanders, 1981

YEAR-BY-YEAR SACK LEADERS

2007	DT David Cooper	5-43	1997:	DE Steve Foley	18.5-134
2006:	DE Aaron Morgan	4-24	1996:	LB Michael Young	4-15
2005:	DE Brandon Guillory	10.5-83	1995:	DT Wylan Terrell	3-15
2004:	DE Brandon Guillory	5.5-38	1994:	DE Shawn King	5-29
2003:	NT Corey Conde	4-21	1993:	DE James Folston	7-37
2002:	NT Corey Conde	5-28	1992:	DE James Folston	12-72
2001:	LB Maurice Sonnier	5-36	1991:	DE James Folston	7-26
2000:	DE Brennan Bertrand	3-21	1990:	DE Anthony Williams	13-98
1999:	DE Jonathan Foster	12-99	1989:	DE Anthony Williams	6-34
1998:	DE Lionel Barnes	16-67	* - Led conference		

Team -- Top 10

Total Defense (Yard Avg.)

1. 201.7..... 1966
2. 203.0..... 1951
3. 204.0..... 1960
4. 224.4..... 1967
5. 235.0..... 1958
6. 237.6..... 1984
7. 237.9..... 1968
8. 241.4..... 1962
9. 257.2..... 1961
10. 257.6..... 1984

Rush Defense (Yard Avg.)

1. 72.8..... 1968
2. 84.1..... 1970
3. 103.0..... 1966
4. 109.8..... 1963
5. 123.7..... 1988
6. 124.1..... 1982
7. 126.9..... 1967
8. 131.7..... 1984
9. 133.3..... 1987
10. 137.3..... 2001

Pass Defense (Yard Avg.)

1. 48.2..... 1956
2. 65.9..... 1958
3. 66.9..... 1962
4. 68.9..... 1960
5. 84.2..... 1964
6. 92.2..... 1979
7. 92.8..... 1961
8. 97.5..... 1967
9. 98.7..... 1966
10. 105.6..... 1963

Scoring Defense (Point Avg.)

1. 10.0..... 1966
2. 10.1..... 1968
3. 10.4..... 1978
4. 10.8..... 1983
5. 11.1..... 1967
6. 13.2..... 1962
7. 14.1..... 1963
8. 14.4..... 1984
9. 15.9..... 1991
10. 16.0..... 1961

YEAR-BY-YEAR LEADERS

Year	Player	Int	Yds	TD
2007	S Greg James	5	91	1
	CB Quintez Secka	5	91	0
*2006:	S Josh Thompson	6	80	0
*2005:	CB Chaz Williams	5	138	1
*2004:	FS Chris Harris **	7	11	0
2003:	FS Chris Harris	4	0	0
2002:	CB Seneca Lee	2	0	0
2001:	FS Chris Harris	2	29	0
2000:	CB Karlton Washington	3	20	0
1999:	CB Karlton Washington	3	142	2
	CB Pat Dennis	3	14	0
1998:	CB Pat Dennis	7	196	2
1997:	FS Brian Taylor	3	0	0
	CB Pat Dennis	3	-5	0
1996:	FS Travis Singleton	5	7	0
1995:	CB Corey Sampson	6	22	0
1994:	LB Chris Holyfield	4	0	0
1993:	CB Larry Whigham	6	46	0
1992:	LB Bennie Bazley	3	28	1
1991:	LB Mack Dellafosse	2	23	0
	SS Michael Young	2	8	0
	FS Curtis Harrison	2	5	0
1990:	FS Spencer Ellison	3	28	0
*1989:	FS Spencer Ellison	7	35	0
1988:	CB Richard Green	5	58	1
	FS Cyril Crutchfield	5	42	0
1987:	FS Cyril Crutchfield	3	21	0
	SS Perry Harper	3	18	0
	CB Stephone Avery	3	16	0
	SS Hiram Porter	3	16	0
	CB Richard Green	3	2	0
*1986:	CB Charles Durham	5	33	0
1985:	FS Mike Turner	3	32	0
1984:	CB Darrell Slater	4	14	0
1983:	SS Mike Howard	4	52	1
	FS Mike Turner	4	31	0
*1982:	SS Bruce Daigle	6	77	1
1981:	WS Jody Norman	5	28	0
1980:	CB Keith Sims	6	90	1
1979:	CB Vic Minor	6	79	0
1978:	Roy Binion	5	60	0
	Harold Thompson	5	10	0
1977:	David Dumars	5	126	1
	Vic Minor	5	16	0
1976:	Four with two each			
1975:	Paul McElroy	6	28	0
1974:	Terry Smith	4	6	0
1973:	Steve Lorio	4	21	0
1972:	Johnny Buckelew	4	24	0
1971:	Greg Niel	5	26	0
1970:	Ronnie LeBlanc	2	24	0
1969:	Wayne Matherne	4	91	0
1968:	Ronnie LeBlanc	6	27	0
1967:	Thomas Eddleman	3	42	0
1966:	Larry Johnson	3	35	0
1965:	Alton Thomas	3	34	0
1964:	Five with one each			
1963:	Two with two each			
1962:	Three with one each			
1961:	R.F. Wilson	3	35	0
1960:	Unavailable			
1959:	Three with two each			
1958:	Three with one each			
1957:	Terry Head	2	68	0
1956:	Two with three each			
1953-55:	Unavailable			
1952:	Pat Mayo	5	185	0
1951:	Unavailable			

* - Led conference

** - Led nation

Team Records

Single-Game

Most Interceptions: 6 vs. Nicholls State, 1984

Most Yards on Interceptions: 174 vs. Northwestern State, 1999

Single-Season

Most Interceptions: 27, 1982

Most Yards on Interceptions: 300, 1982

Career Interceptions

PLAYER, YEARS	NO	YDS	TDs
1. Vic Minor, 1976-79	15	121	1
2. Chris Harris, 2001-2004	14	40	0
3. Pat Dennis, 1997-99	13	205	2
5. Cyril Crutchfield, 1985-88	12	110	0
Mike Turner, 1982-85	12	120	1
Mike Howard, 1981-84	12	151	2
Jody Norman, 1978-81	12	81	0
9. Bruce Daigle, 1980-83	11	145	1
Keith Sims, 1979-82	11	174	2
Hiram Porter, 1986-89	11	159	1
Wayne Matherne, 1967-70	11	154	1

Longest Interception Returns

(NS: Non-Scoring)

- 100 – Pat Dennis vs. Nicholls State, 1998
- 88 – Karlton Washington vs. Northwestern State, 1999
- 86 – Don Blackwelder vs. Texas A&M-Commerce, 1961
- 85 – David Dumars vs. Arkansas State, 1977
- 68 – Steve Isaac vs. Louisiana Tech, 1978, (NS)
- 67 – Alonzo Hampton vs. Weber State, 1994
- 67 – Keith Sims at Nicholls State, 1982
- 67 – Isadore Kirklin vs. Northwestern State, 1975
- 65 – Ray Boone at McNeese State, 1972 (NS)
- 64 – Cedric Robinson at Tulsa, 1999
- 64 – Ken O'Neal at Stephen F. Austin, 1955
- 62 – Thomas Eddleman at Tampa, 1966 (NS)
- 60 -- Greg James at Louisiana-Lafayette, 2007
- 59 – David Outley at Louisiana Tech, 1983 (NS)
- 57 – Isadore Kirklin vs. McNeese State, 1976
- 57 – Terry Smith vs. Lamar, 1976 (NS)
- 56 – Mike Turner at Arkansas State, 1984
- 55 – Ronnie Boudreaux at SE Louisiana, 1968

Most Interceptions

Game: 3, Karlton Washington vs. Northwestern State, 1999; Darrell Slater at Nicholls State, 1984; Mike Howard vs. McNeese State, 1982; Jody Norman vs. Northwestern State, 1980; Pat Mayo vs. Livingston State, 1952; Wayne Matherne vs. Stephen F. Austin, 1968

Season: 7, Spencer Ellison, 1989; Pat Dennis, 1998; Chris Harris, 2004

Career: 15, Vic Minor, 1976-79

Career: 2, Karlton Washington 1998-01
Pat Dennis, 1997-99
Mike Howard, 1981-84
Keith Sims, 1979-82
Isadore Kirklin, 1975-76
Pat Mayo, 1951-52

Most Yards On Interceptions

Game: 142, Karlton Washington, vs. Northwestern State, 1998

Season: 196, Pat Dennis, 1998; 185, Pat Mayo, 1952 (incomplete totals)

Career: 232, Isadore Kirklin, 1975-76

Most TDs On Interceptions

Game: 2, Karlton Washington vs. Northwestern State, 1999

Season: 2, Karlton Washington, 1999
Pat Dennis, 1998

Most Pass Breakups

Season: 18, Pat Dennis, 1998

Single-Season Interceptions

- 7 – Pat Dennis, 1998
- 7 – Spencer Ellison, 1989
- 7 – Chris Harris, 2004
- 6 – Josh Thompson, 2006
- 6 – Corey Sampson, 1995
- 6 – Hiram Porter, 1989
- 6 – Larry Whigham, 1993
- 6 – Bruce Daigle, 1982
- 6 – Keith Sims, 1980
- 6 – Vic Minor, 1979
- 6 – Paul McElroy, 1975
- 6 – Ronnie LeBlanc, 1968

YEAR-BY-YEAR SCORING LEADERS

Year	Player	Points
2007	RB Calvin Dawson	72
2006:	RB Calvin Dawson	66
2005:	QB Steven Jyles	54
	WR Drouzon Quillen	54
2004:	QB Steven Jyles	48
2003:	RB Kevin Payne	54
	WR Mack Vincent	54
2002:	WR Mack Vincent	42
	TB Bryant Jacobs	42
2001:	TB Ivory Brown	30
2000:	K Daniel Francis	13
1999:	RB Michael Mitchell	48
1998:	WR Marty Booker	66
1997:	RB Marquis Williams	54
1996:	RB Keith Gardner	38
1995:	WR Stepfret Williams	72
1994:	FB Eric Foster	60
	WR Stepfret Williams	60
1993:	K Roger Miller	89
1992:	RB Greg Robinson	84
1991:	RB Greg Robinson	54
1990:	RB Cisco Richard	66
1989:	K Rob Tallent	48
1988:	RB Cisco Richard	42
1987:	K Teddy Garcia	94
1986:	K Teddy Garcia	67
1985:	K Teddy Garcia	57
1984:	FB Jimmy Harris	42
1983:	RB Bobby Craighead	60
1982:	RB Dewayne Robinson	54
1981:	K Scott Martin	54
	WR Alfred Kinney	54
1980:	K Bubba Toups	62
1979:	RB Nathan Johnson	42
1978:	WR John Floyd	48
1977:	WR John Floyd	30
1976:	WR Frank Maxwell	40
1975:	QB Joe Bruner	42
	RB Greg Schaff	42
	K David Shrader	42
1974:	RB Alex Stewart	36
1973:	RB Joe Mitchell	38
1972:	RB Jimmy Edwards	54
1971:	WR Rubin Jones	54
*1970:	RB Joe Profit	36
1969:	RB Joe Profit	48
1968:	K Clark Blake	44
1967:	RB Howard Swindler	42
1966:	K Clark Blake	43
1965:	FB Bobby Scaffidel	12
1964:	RB R.F. Wilson	24
1963:	FB Willie Ragan	29
1962:	QB Ronnie Myrick	30
1961:	FB Willie Ragan	31
1960:	RB Ferdy Cruce	14
1959:	FB Stewart "Smokey" Stover	24
1958:	QB Everett Reynolds	36
	RB Joe Laudadio	36
1957:	E Joe Driskill	18
	RB Robert McGough	18
*1956:	RB Aubrey Wade	67
1955:	RB Aubrey Wade	28
1954:	E Dan Andrews	27
1953:	FB Lloyd Ray Smith	30
1952:	RB Press Berry	54
1951:	RB Bob Carter	63

* - Led conference

Career Scoring

PLAYER, YEARS	TD	FG	PAT	PTS
1. Teddy Garcia, 1984-87	0	56-88	71-81	246
2. Rob Tallent, 1989-92	0	40-60	112-117	232
3. Stepfret Williams, 1992-95	33	0	0	198
4. Calvin Dawson, 2004-07	30	0	0	180
5. Cole Wilson, 2004-07	0	29-38	72-77	159
6. Scott Martin, 1981-84	0	14-23	112-121	154
Clark Blake, 1966-69	1	24-48	76-83	154
8. Cisco Richard, 1987-90	25	0	2-2	152
9. Cory Babineaux, 1995-98	0	20-36	82-91	142
10. Greg Robinson, 1991-92	23	0	0	138



Cole Wilson

INDIVIDUAL SCORING

Most Points

Game: 24, Marquis Williams at Louisiana-Lafayette, 1997; Stepfret Williams at Nevada, 1995

Season: 94 (20 FGs, 34 PATs), Teddy Garcia, 1987

Career: 246 (56 FGs, 78 PATs), Teddy Garcia, 1984-87

Most Touchdowns

Game: 4, Marquis Williams at Louisiana-Lafayette, 1997; Stepfret Williams at Nevada, 1995

Season: 14, Irving Spikes, 1993 (all rush); Greg Robinson, 1992 (13 rush, 1 rec.)

Career: 33, Stepfret Williams, 1992-95

Most TDs Responsible For

Game: 5, (30 points, all but Jyles threw 5 TD passes), Steven Jyles vs. Utah State, 2002 (4 passes, 1 rush); Andre Vige vs. Portland State, 1998; Raymond Philyaw at Nevada, 1995; Wendal Lowrey at McNeese State, 1992; Doug Pederson at Stephen F. Austin, 1989

Season: 29 (all pass), Robert Cobb, 1993

Career: 76 (21 run, 55 pass), Steven Jyles, 2002-05

Single-Game Scoring

- 24 – Marquis Williams at Louisiana-Lafayette, 1997 (4 TDs)
24 – Stepfret Williams at Nevada, 1995 (4 TDs)
- 21 – Bob Carter vs. Louisiana College, 1951 (3 TDs--2 runs, 1 receiving--3 PATs)
21 – Aubrey Wade at Louisiana-Lafayette, 1956 (3 TDs--all runs--3 PATs)
- 18 – 21 players have scored 3 TDs in a game, five doing it twice
Calvin Dawson at Kentucky, 2006 (all runs)
Calvin Dawson vs. Middle Tennessee, 2007 (all runs)
Darrell McNeal vs. Florida International, 2007 (1 run, 2 rec)
Bryant Jacobs vs. Utah State, 2002 (all runs)
Marty Booker vs. Portland State, 1998 (all receiving)
Eric Foster vs. Weber State, 1994 (all runs)
Irving Spikes vs. North Texas, 1993 (all runs)
Irving Spikes at Arkansas State, 1993 (all runs)
Greg Robinson vs. Sam Houston State, 1992 (all runs)
Roosevelt Potts at North Texas, 1992 (all runs)
Roosevelt Potts vs. Alcorn State, 1992 (all runs)
Greg Robinson vs. Alcorn State, 1992 (all runs)
Vincent Brisby vs. North Texas, 1991 (all receiving)
Cisco Richard vs. Sam Houston State, 1990 (2 runs, 1 PR)
Tommy Minvielle at McNeese State, 1986 (all runs)
Mike Wooten vs. Northwestern State, 1985 (all runs)
Bobby Craighead vs. Arkansas State, 1983 (2 runs, 1 rec)
Tag Rome vs. Northwestern State, 1982 (all receiving)
Bobby Craighead at Southeastern Louisiana, 1981 (all receiving)
Alfred Kinney at McNeese State, 1981 (all receiving)
Nathan Johnson at Cal State Fullerton, 1979 (all runs)
Mike Howell vs. West Texas A&M, 1976 (all runs)
Greg Schaff vs. Drake, 1975 (all runs)
Rubin Jones at Chattanooga, 1971 (all receiving)
Greg LeBlanc vs. Ouachita Baptist, 1951 (all receiving)

TEAM SCORING RECORDS

Single-Game

Most TDs: 11 vs. Alcorn State, 1992

Most Points: 78 vs. Alcorn State, 1992

Most Points in Quarter: 35 at Arkansas State (3rd), 1993

Most Points, Both Teams: 111, Stephen F. Austin 66, ULM 45, 1989

Biggest Margin of Victory: 66 (66-0) vs. Ouachita Baptist, 1951

Fewest Points, Both Teams: 3, ULM 3, Southeastern Louisiana 0, 1971; ULM 3, Nicholls State 0, 1978

Scoring Offense (Game Highs)

	Total Pts.	(ULM-Opp)	Opponent	Year
1.	78	(78-27)	vs. Alcorn State	1992
2.	66	(66-0)	vs. Ouachita Baptist	1951
3.	62	(62-37)	vs. Weber State	1994
4.	61	(61-31)	vs. North Texas	1993
5.	55	(55-18)	vs. Nicholls State	1981
6.	53	(53-7)	vs. Livingston State	1956
7.	52	(52-13)	vs. Delta State	1992
	52	(52-35)	at McNeese State	1992
9.	51	(51-48, 2OT)	vs. Utah State	2002
	51	(51-30)	at Nicholls State	1993
	51	(51-0)	vs. Southeastern Oklahoma	1951

Scoring Margin

	Total Pts.	(ULM-Opp)	Opponent	Year
1.	66	(66-0)	vs. Ouachita Baptist	1951
2.	51	(51-0)	vs. Southeastern Oklahoma	1951
	51	(78-27)	vs. Alcorn	1992
4.	46	(46-0)	vs. Northwestern State	1978
	46	(53-7)	vs. Livingston State	1956
6.	42	(42-0)	vs. Southeastern Louisiana	1982
	42	(42-0)	vs. Stephen F. Austin	1968
8.	41	(41-0)	vs. Louisiana College	1966
9.	39	(52-13)	vs. Delta State	1992
10.	38	(48-10)	at Sam Houston State	1993
	38	(45-7)	vs. Arkansas State	1983

Scoring Offense (Point avg.)

1.	39.2	1993
2.	35.3	1992
3.	31.6	1951
4.	30.4	1987
5.	28.4	1982
6.	28.1	1981
7.	27.0	1952
8.	26.9	1980
9.	23.5	2007
10.	22.9	1975



Aaron Schutz and Kyle Cunningham were key parts of the 2007 offensive line

Single-Season

Most TDs: 56, 1993

Most Points: 431, 1993

Most Points Avg.: 45.9, 1992

Scoring Defense

1. 0, 32 times -- last at Florida International, 2006

Longest Touchdown Plays

- 100 yards, Pat Dennis vs. Nicholls State, 1998 (interception return)
- 100 yards, Nathan Johnson vs. SE Louisiana, 1978 (kickoff return)
- 100 yards, Camillo Detore at Louisiana Tech, 1953 (kickoff return)
- 99 yards, Paul McElroy vs. Lamar, 1976 (fumble return)
- 97 yards, Aubrey Wade at Delta State, 1956 (rush)
- 96 yards, Wendel Lowrey to Vincent Brisby at SFA, 1991 (pass)
- 94 yards, Bryant Jacobs at Idaho, 2001 (kickoff return)
- 93 yards, Bobby Craighead vs. McNeese State, 1983 (kickoff return)
- 93 yards, R.F. Wilson vs. Northwestern State, 1964 (kickoff return)
- 93 yards, Joe Profit vs. Quantico, 1970 (kickoff return)
- 93 yards, R.F. Wilson vs. Southeastern Louisiana, 1964 (punt return)
- 90 yards, Harvey Johnson at Louisville, 1976 (kickoff return)
- 90 yards, Neal Gunn at Louisiana-Lafayette, 1964 (kickoff return)
- 88 yards, Karlton Washington vs. Northwestern St, 1999 (interception)
- 86 yards, Ches Liles to Stepfret Williams vs. Alcorn State, 1992 (pass)
- 86 yards, Don Blackwelder vs. TAMU-Commerce, 1961 (interception)

INDIVIDUAL SCORING

Single-Season Scoring

- 94 – Teddy Garcia, 1987
- 89 – Roger Miller, 1993
- 84 – Irving Spikes, 1993
- 84 – Greg Robinson, 1992
- 78 – Rob Tallent, 1992
- 72 -- Calvin Dawson, 2007
- 72 – Stepfret Williams, 1995
- 72 – Roosevelt Potts, 1992
- 67 – Aubrey Wade, 1956
- 66 – Marty Booker, 1998
- 66 – Cisco Richard, 1990
- 66 – Calvin Dawson, 2006



Teddy Garcia

Most PAT Kicks Attempted

Game: 11, Rob Tallent vs. Alcorn State, 1992
Season: 50, Roger Miller, 1993
Career: 121, Scott Martin, 1981-84

Most PAT Kicks Made

Game: 9, Rob Tallent vs. Alcorn State, 1992
Season: 44, Rob Tallent, 1992
Career: 112, Rob Tallent, 1989-92; Scott Martin, 1981-84

Best PAT Kick Percentage

Season (min. 12 attempts): 1.000, (26-26) Bubba Toups, 1980; (22-22) Clark Blake, 1966; (20-20) Teddy Garcia, 1986; (14-14) David Shrader, 1977
Career: 97.6% (41-42), Bubba Toups, 1979-80

Most Field Goals Attempted

Game: 5, Teddy Garcia vs. North Texas, 1987 (I-AA Playoff); Bubba Toups vs. Mississippi College, 1980; Kerry Roussel at McNeese State, 1972
Season: 28, Teddy Garcia, 1987
Career: 88 (56-88), Teddy Garcia, 1984-87

Most Field Goals Made

Game: 4, Roger Miller vs. McNeese State, 1993; Teddy Garcia vs. Georgia Southern, 1987; Bubba Toups vs. Mississippi College, 1980
Season: 20, Teddy Garcia, 1987
Career: 56 (56-88), Teddy Garcia, 1984-87

Best Field Goal Percentage

Season (min. 10 attempts): .933 (14-15) Cole Wilson, 2006
Career (min. 25 attempts): .769 (20-26), Roger Miller, 1993-94
Career (min. 20 attempts): .769 (20-26), Roger Miller, 1993-94

Most 50-Yard Field Goals Made

Game: 3 (52, 56, 53 yds.), Jesse Garcia vs. McNeese State, 1983 (NCAA Record)
Season: 7 (7-12), Jesse Garcia, 1983 (NCAA Record)
Career: 7, Teddy Garcia, 1984-87; Jesse Garcia, 1983

Most 40-Yard Field Goals Made

Game: 3 (52, 56, 53 yds.), Jesse Garcia vs. McNeese State, 1983 (NCAA Record)
Season: 10 (10-18), Jesse Garcia, 1983 (NCAA Record)

Career: 21, Teddy Garcia, 1984-87

Longest Average Distance Field Goals Attempted

Season: 45.9, Jesse Garcia, 1983 (NCAA Record)

Longest Average Distance Field Goals Made

Game: 53.7, Jesse Garcia vs. McNeese State, 1983 (NCAA Record)
Season: 45.0 (15 made), Jesse Garcia, 1983 (NCAA Record)

Most Points By Kicking


Game: 16 (4 FGs, 4 PATs), Bubba Toups vs. Mississippi College, 1980
Season: 94 (20 FGs, 34 PATs), Teddy Garcia, 1987
Career: 246 (56 FGs, 78 PATs), Teddy Garcia, 1984-87

Most Consecutive PATs Made

Season: 29, Cole Wilson, 2007
Career: 55, Rob Tallent, 1989-91 (16 over 10 games in 1989, 22 over 11 games in 1990, 17 over 10 games in 1991)

Most Consecutive FGs Made

Season: 13, Roger Miller, 1993
Career: 17, Cole Wilson, 2006-07



Roger Miller

TEAM RECORDS

Single-Game

Most PAT Att: 11 vs. Alcorn St., 1992
Most PAT Made: ...9 vs. Alcorn State, 1992
Most FGs Attempted: 5, vs. North Texas, 1987 (I-AA playoff) ; vs. Mississippi College, 1980; at McNeese State, 1972
Most FGs Made: 4, at Louisiana-Lafayette, 2006; vs. Georgia Southern, 1987; vs. Mississippi College, 1980

Single-Season

Most PAT Att:50, 1993
Most PAT Made45, 1992
Best PAT Pct: 1.000, 26-26, 1980; 20-20, 1986;14-14, 1977
Most FGs Attempted29, 1983
Most FGs Made20, 1987
Most Points by Kicking94
(20 FGs, 34 PATs), 1987
Best FG Pct 88%, 15-17, 1993 & 2006

LONGEST FIELD GOALS

1. 57 – Jesse Garcia vs. Nicholls State, 1983
2. 56 – Jesse Garcia vs. McNeese State, 1982
3. 55 – Teddy Garcia at Northwestern State, 1987
4. 54 – Teddy Garcia at Texas A&M, 1985
5. 53 – Jesse Garcia vs. McNeese State, 1983
53 – Jesse Garcia vs. Louisiana-Lafayette, 1983
7. 52 – Teddy Garcia vs. Arkansas State 1985
52 – Jesse Garcia vs. McNeese State, 1983
52 – Jesse Garcia vs. Arkansas State, 1983
52 – Ben Simmons at Southern Mississippi, 1982
52 – Ben Simmons vs. Texas-Arlington, 1982
12. 51 – Teddy Garcia vs. Georgia Southern, 1987
51 – Teddy Garcia at Southern Mississippi, 1987
51 – Jesse Garcia vs. North Texas, 1983
51 – Bubba Toups vs. Mississippi College, 1980
16. 50 – Derek White vs. Texas State, 1988
50 – Teddy Garcia vs. McNeese State, 1987
50 – Teddy Garcia vs. Louisiana Tech, 1984
19. 49 – Cole Wilson vs. North Texas, 2006
49 – Teddy Garcia vs. North Texas, 1987
49 – David Shrader vs. Drake, 1975
22. 48 – Teddy Garcia vs. Eastern Kentucky, 1987
23. 47 – Cole Wilson at North Texas, 2004
47 – Tyler Kuecker vs. North Texas, 2003
47 – Joel Stelly vs. Utah State, 2002
47 – Roger Miller at Southern Mississippi, 1993
47 – Rob Tallent vs. Delta State, 1992
47 – Teddy Garcia vs. North Texas, 1987
47 – Teddy Garcia vs. Lamar, 1984
47 – Jesse Garcia at Lamar, 1983
47 – Ben Simmons vs. SE Louisiana, 1982
47 – Ben Simmons vs. Louisiana-Lafayette, 1982
47 – Ben Simmons vs. SE Louisiana, 1981
47 – Bubba Toups at North Texas, 1980
47 – Alain Gossein at Jacksonville State, 1973

Season Kick Scoring

1. 94 – Teddy Garcia, 1987
2. 89 – Roger Miller, 1993
3. 78 – Rob Tallent, 1992
4. 65 – Teddy Garcia, 1986
5. 63 -- Cole Wilson, 2006
6. 62 – Bubba Toups, 1980
62 -- Cole Wilson, 2007
8. 57 – Teddy Garcia, 1985
9. 56 – Rob Tallent, 1990
10. 54 – Scott Martin, 1981

Career Kick Scoring

PLAYER, YEARS	PAT A-M	FGA-M	PTS
1. Teddy Garcia, 1984-87	78-81	58-88	246
2. Rob Tallent, 1989-92	112-117	40-60	232
3. Cole Wilson, 2004-07	72-77	29-38	159
4. Scott Martin, 1981-84	112-112	14-23	154
5. Clark Blake, 1966-69	76-83	24-48	148
6. Cory Babineaux, 1995-98	82-91	20-36	142
7. Roger Miller, 1993-94	71-79	20-26	131
8. David Shrader, 1974-77	67-76	17-38	118
9. Tyler Kuecker, 2001-03	47-52	17-25	98
Bubba Toups, 1979-80	41-42	19-33	98

TEAM RECORDS

Single-Game

Most Punts: 13 at Kansas State, 2002
 13 vs Southeast Missouri, 1965
Fewest Punts: 0 vs Louisiana College, 1966
Most Yards: 489, vs Wyoming, 1994
Best Average (min. 3 punts): 53.1, at Wyoming, 2004

Single-Season

Most Punts 88, 2002
Most Yards 3,116, 1968
Best Average 46.3, 2003
Most Downed Inside Opp. 20: 24, 2007

INDIVIDUAL RECORDS

Most Punts

Game: 12, Larry Juster at Southeast Missouri, 1965; Andy Chance at Florida, 2001
Season: 84, Chad McCarty, 1989
Career: 260, Chad McCarty, 1989-92

Most Yards on Punts

Game: 489, Brian Lambert at Wyoming, 1994 (11-44.5 ypp)
Season: 3,116, Tom Miller, 1968
Career: 10,239, Tom Miller, 1967-70

Highest Punting Average

Game (min. 3 punts): 56.7, Joel Stelly at Louisiana-Lafayette, 2003 *
Season: 46.3, Joel Stelly, 2003*
Career: 44.3 (206-9,120), Joel Stelly, 2002-05
 *Ranked Third in NCAA

Most Punts Downed Inside the Opponent 20

Game: 5, Scott Love at Alabama, 2007
 5, Jason Pope at Fresno State, 1995
Season: 23, Scott Love, 2007
Career: 62, Chad McCarty, 1989-92

* -- One team punt for three yards



Scott Love

Season Punting Average

PLAYER, YEAR	ATT	YDS	AVG
1. Joel Stelly, 2003	67	3,099	46.3
2. Brian Lambert, 1994	53	2,401	45.3
3. Joel Stelly, 2004	62	2,796	45.1
4. Joel Stelly, 2005	59	2,634	44.6
5. Danny Lee, 1973	70	3,000	42.9
6. John White, 1999	65	2,771	42.6
7. Scott Love, 2007	70	2,946	42.1
8. Bill Weimer, 1981	67	2,802	41.8
9. Tom Miller, 1969	70	2,884	41.2
10. Jason Pope, 1996	65	2,675	41.2

Career Punting Average

PLAYER, YEARS	ATT	YDS	AVG
1. Joel Stelly, 2002-05	206	9,120	44.3
2. Brian Lambert, 1993-94	91	3,878	42.6
3. Scott Love, 2006-07	75	3,130	41.7
4. John White, 1997-99	146	6,044	41.4
5. Danny Lee, 1971-74	248	9,982	40.2
6. Kevin Duhe, 1984-87	251	9,973	39.7
Tom Miller, 1967-70	258	10,239	39.7
8. Mike Robertson, 1975-76	91	3,603	39.5
9. Jason Pope, 1993-96	124	4,881	39.4
10. Chad McCarty, 1989-92	260	10,986	39.2

LONGEST PUNTS

No.	Name	Opponent	Year
1.	88	Chick Childress at Western Kentucky	1952
2.	77	John Kelly at McNeese State	1962
3.	76	Joel Stelly vs. Florida Atlantic	2004
4.	73	Danny Lee at McNeese State	1972
	73	Chad McCarty at North Texas	1992
6.	72	John Kelly vs. Northwestern State	1960
7.	69	Joel Stelly at Wyoming	2004
8.	67	Joel Stelly vs. Louisiana-Lafayette	2003
9.	66	Scott Love at Troy	2007
	66	John White vs. Middle Tennessee	1999
11.	65	Joel Stelly at North Texas	2005
	65	John White at Arizona	1998
	65	Cory Babineaux vs. Louisiana Tech	1998
	65	Brian Lambert at Texas State	1993
	65	Ronny Holland vs Southeast Missouri	1966
	65	Mike Robertson vs. Dayton	1976
	65	Bill Weimer at Louisiana-Lafayette	1979
18.	64	Joel Stelly vs. New Mexico State	2003
	64	Jason Pope at Missouri	1995
	64	Brian Lambert at Wyoming	1994
21.	63	Kevin Payne at Alabama	2006
	63	Joel Stelly at Wyoming	2005
	63	John Floyd vs. Arkansas State	1978
24.	62	Joel Stelly vs. Louisiana-Lafayette	2003
	62	Danny Lee at Jacksonville State	1973
	62	Steve Mansur at Stephen F. Austin	1967
	62	Tom Miller at McNeese State	1970
	62	John Floyd vs. Cal State Fullerton	1977

YEAR-BY-YEAR LEADERS

Year	Player	Ret	Yds	TD
2007	Darrell McNeal	12	94	0
2006:	Darrell McNeal	14	73	0
2005:	J.J. McCoy	12	35	0
2004:	Mason Denham	23	179	0
*2003:	Charles Estes	24	177	0
2002:	H.J. Adams	12	74	0
2001:	Mikkal Henry	15	101	1
2000:	Kevin Stevenson	11	48	0
1999:	Pat Dennis	14	102	1
1998:	Tony Akins	8	68	0
1997:	Mike Mitchell	11	75	0
1996:	Mike Mitchell	19	244	0
1995:	Stepfret Williams	9	38	0
1994:	Kevin Washington	21	187	0
*1993:	Kevin Washington	23	291	0
1992:	Chris Hickman	41	215	0
1991:	Chris Hickman	19	95	0
1990:	Cisco Richard	32	179	1
*1989:	Cisco Richard**	15	258	2
1988:	Jeff Steele	27	320	0
1987:	Jeff Steele	18	138	0
1986:	Benny Mitchell	21	187	0
1985:	Richard Green	21	71	0
*1984:	Darrell Slater	49	405	1
1983:	David Outley	19	101	0
1982:	Bruce Daigle	23	156	0
1981:	Bruce Daigle	20	123	0
1980:	Mitch Renfro	11	58	0
1979:	David Dumars	27	168	0
1978:	John Floyd	21	170	2
1977:	John Floyd	15	157	1
1976:	John Floyd	3	65	1
1975:	Neal Charles	14	43	0
1974:	Paul McElroy	6	46	0
1973:	Matthew Williams	14	81	0
1972:	Joel Hanberry	8	30	0
1971:	Greg Niel	15	192	0
1970:	Wayne Matherne	16	219	0
1969:	Wayne Matherne	10	104	0
1968:	Don Ryder	14	160	0
1967:	Steve Mansur	11	232	0
1966:	Lynn Mitchell	13	149	0
1965:	Johnny Garrison	10	111	0
1964:	R.F. Wilson	6	110	1
1963:	Alton Thomas	16	175	1
1962:	Joe Thraikill	8	74	0
1961:	Ken Newton	7	58	NA
1960:	Ferdy Cruce	7	99	NA
1959:	Jim Laudidio	3	46	NA
1958:	Everett Reynolds	3	65	0
1957:	Don Reynolds	4	138	0
1956:	Aubrey Wade	8	172	NA
1951-55:	Unavailable			

*Led Conference

**Led Nation

Career Punt Return Yards

PLAYER, YEARS	RETS	YDS	AVG	TDS
1. Jeff Steele, 1986-89	64	617	9.6	1
2. Kevin Washington, 1991-94	44	478	10.9	0
3. Wayne Matherne, 1967-70	44	465	10.6	0
4. Cisco Richard, 1987-90	47	437	9.3	3
5. Bruce Daigle, 1980-83	75	412	5.6	0
6. Darrell Slater, 1981-84	49	405	8.3	1
7. John Floyd, 1975-78	39	392	10.1	4
8. Mike Mitchell, 1995-99	33	329	10.0	0
9. Chris Hickman, 1991-92	42	310	7.4	0
10. Bubbie Dupont, 1966-67	32	279	8.7	0

INDIVIDUAL RECORDS

Most Punt Returns

Game: 9, Darrell Slater at McNeese St., 1984
Season: 49, Darrell Slater, 1984
Career: 75, Bruce Daigle, 1980-83

Most Yards on Punt Returns

Game: 165, Mike Mitchell vs. Sam Houston State, 1996 (5 returns)
Season: 405, Darrell Slater, 1984
Career: 617, Jeff Steele, 1986-89

Highest Avg. Per Punt Return

Game (min. 5 returns): 33.0, Mike Mitchell vs. Sam Houston State, 1996 (5 returns)
Season (min. 10 returns): 17.2 (15 returns), Cisco Richard, 1989
Career (min. 40 returns): 10.9 (44 returns), Kevin Washington, 1991-94

Most TDs on Punt Returns

Game: 2 (83, 66), Cisco Richard vs. Sam Houston State, 1990
Season: 2, Cisco Richard, 1990; John Floyd, 1978
Career: 4, John Floyd, 1975-78

Season Punt Return Yards

- 405 – Darrell Slater, 1984
- 320 – Jeff Steele, 1988
- 291 – Kevin Washington, 1993
- 258 – Cisco Richard, 1989
- 244 – Mike Mitchell, 1996
- 232 – Steve Mansur, 1967
- 219 – Wayne Matherne, 1970
- 215 – Chris Hickman, 1992
- 198 – Benny Mitchell, 1986
- 192 – Greg Niel, 1971


TEAM RECORDS

Single-Game

Most Returns:9 at McNeese St., 1984
Most Yards:165 (5 returns) vs. Sam Houston State, 1996
Best Average:58.5 yards (2 returns) vs. Southeastern Louisiana, 1984

Single-Season

Most Returns:49, 1984
Most Yards:479, 1967
Best Avg. Per Return:15.0, 1958



Cisco Richard

Longest Punt Returns -- (NS: Non-Scoring Returns)

- | | |
|---|---|
| 1. 93 – R. F. Wilson at Southeastern Louisiana, 1964 | 11. 66 – Cisco Richard vs. Sam Houston State, 1990 |
| 2. 85 – Vic Minor vs. Arkansas State, 1979 | 12. 60 – Alton Thomas at Texas-Arlington, 1963 |
| 3. 83 – Mike Mitchell vs. Sam Houston State, 1996 (NS) | 60 – Aubrey Wade vs. Southern State, 1956 |
| 83 – Cisco Richard vs. Sam Houston State, 1990 | 14. 55 – Jeff Steele at North Texas, 1988 (NS) |
| 5. 82 – Darrell Slater vs. Southeastern Louisiana, 1984 | 15. 53 – Mike Mitchell vs. Sam Houston State, 1996 (NS) |
| 6. 80 – John Floyd vs. Cal State Fullerton, 1977 | 53 – Mikkal Henry vs. Troy, 2001 |
| 7. 77 – Jeff Steele vs. Arkansas State, 1989 | 17. 52 – Jeff Steele vs. Georgia Southern, 1988 (NS) |
| 77 – John Floyd vs. Arkansas State, 1978 | 52 – David Outley vs. McNeese State, 1983 (NS) |
| 9. 76 – Cisco Richard at Stephen F. Austin, 1989 | 52 – John Floyd vs. Louisiana Tech, 1976 |
| 76 – Steve Mansur vs. Delta State, 1967 (NS) | 20. 51 – John Floyd vs. Northern Illinois, 1978 |

YEAR-BY-YEAR LEADERS

Year	Player	Ret	Yds	TD
2007	Frank Goodin	28	615	0
2006:	Calvin Dawson	12	268	0
2005:	Joe Merritt	16	315	0
2004:	Charles Estes	19	385	0
*2003:	Charles Estes	36	988	1
2002:	Bryant Jacobs	15	357	0
2001:	Bryant Jacobs	20	442	1
2000:	H.J. Adams	42	860	0
1999:	Kond Allen	18	323	0
1998:	Tony Akins	31	615	0
1997:	Richard Love	21	484	0
1996:	Richard Love	15	260	0
1995:	Stepfret Williams	12	275	0
1994:	Kevin Washington	26	626	0
1993:	Kevin Washington	17	364	0
1992:	Chris Hickman	21	543	0
1991:	Dennis Bamberg	13	290	0
1990:	Keith Bilbo	26	512	0
1989:	Keith Bilbo	15	299	0
1988:	Jeff Steele	32	693	0
1987:	Jeff Steele	28	623	0
1986:	Jeff Steele	22	472	0
1985:	David Christmas	31	604	0
1984:	Stephone Avery	14	227	0
*1983:	Bobby Craighead	17	449	1
1982:	Mike Hutchinson	19	404	0
1981:	George Johns	20	400	0
1980:	Alfred Kinney	15	308	0
1979:	Nathan Johnson	18	382	0
1978:	Nathan Johnson	10	297	1
1977:	Neal Charles	17	385	0
1976:	Neal Charles	31	594	0
1975:	Neal Charles	38	692	0
1974:	Rod Alexander	22	469	0
1973:	Matthew Williams	24	542	0
1972:	Jimmy Edwards	10	309	0
1971:	Keith Moncrief	22	424	0
1970:	Joe Profit	6	195	1
1969:	Wayne Matherne	16	353	0
1968:	Don Ryder	12	230	0
1967:	Leonard Wilson	9	190	0
1966:	Ronnie Fountain	9	208	0
*1965:	Ronnie Fountain	14	282	0
1964:	R.F. Wilson	7	225	1
1963:	Ken Newton	6	140	0
1962:	Joe Thrailkill	4	140	0
1961:	Don Blackwelder	9	196	NA
1960:	Don Wattigny	7	124	NA
1959:	Bob Randel	5	114	NA
1958:	Everett Reynolds	7	167	0
*1957:	Nathan Zametto	10	254	0
1956:	Tony Hartsell	6	173	NA
1955:	Aubrey Wade	NA	346	NA
*1954:	Danny Hoak	7	229	NA
*1953:	Camillo Detore	6	248	NA
1951-52:	Unavailable			

*Led Conference

Career Kick Return Yards

PLAYER, YEARS	RETS	YDS	AVG	TDS
1. Jeff Steele, 1986-89	96	2,058	21.4	0
2. Neal Charles, 1975-77	86	1,671	19.4	0
3. Charles Estes, 2003-04	55	1,373	25.0	1
4. H.J. Adams, 2000-2003	67	1,326	19.8	0
5. Nathan Johnson, 1977-90	50	1,117	22.3	1
6. Kevin Washington, 1991-94	41	960	23.4	0
7. Bryant Jacobs, 2000-02	39	837	21.5	1
8. Chris Hickman, 1991-92	30	798	26.6	0
9. Richard Love, 1996-98	38	776	20.4	0
10. Joe Merritt, 2003-06	39	758	19.4	0
David Christmas, 1985-86	38	758	19.9	0

INDIVIDUAL RECORDS

Most Kick Returns

Game: 9, Matthew Williams at Jacksonville State, 1973

Season: 42, H.J. Adams, 2000

Career: 96, Jeff Steele, 1986-89

Most Yards on Kick Returns

Game: 175 (5 returns), Bryant Jacobs at Idaho, 2001

Season: 988, Charles Estes, 2003

Career: 2,058, Jeff Steele, 1986-89

Highest Avg on Kick Returns

Game: 35.0 (5 returns), Bryant Jacobs at Idaho, 2001

Season (min. 5 returns): 42.3 (6 returns), Camillo Detore, 1953

Career: 26.6 (30 returns), Chris Hickman, 1991-92

Season Kick Return Yards

1. 988 – Charles Estes, 2003
2. 860 – H.J. Adams, 2000
3. 693 – Jeff Steele, 1988
4. 692 – Neal Charles, 1975
5. 626 – Kevin Washington, 1994
6. 623 – Jeff Steele, 1987
7. 615 -- Frank Goodin, 2007
- 615 – Tony Akins, 1998
9. 604 – David Christmas, 1985
10. 594 – Neal Charles, 1976

Longest Kick Returns

1. 100 – Camillo Defore at Louisiana Tech, 1953
- 100 – Nathan Johnson vs. SE Louisiana, 1978
- 94 – Bryant Jacobs at Idaho, 2001
- 93 – Bobby Craighead vs. McNeese State, 1983
- 93 – R. F. Wilson vs. Northwestern State, 1964
- 93 – Joe Profit vs. Quantico, 1970
- 90 – Harvey Johnson at Louisville, 1976
- 90 – Neal Gunn at Louisiana-Lafayette, 1964
- 90 – Danny Hoak vs. Livingston State, 1954 (NS)
- 83 – Ruben Jones at Drake, 1972

TEAM RECORDS

Single-Game

Most Returns: 10 vs. Jacksonville State, 1973; Louisiana Tech, 1953

Most Yards: 210 (6 returns)vs. Northwestern State, 1964

Best Average: 38.2 (3 returns)vs. Quantico, 1970

Single-Season

Most Returns: 64, 2000

Most Yards: 1,197, 1994

Best Avg. Per Return: 27.4, 1964



H.J. Adams

INDIVIDUAL

Most Field Goals Blocked

Game: 2, Glenn Fleming vs. West Texas A&M, 1975

Season: 3, LB-NG Glenn Fleming, 1975

Most Punts Blocked

Season: 3, DE Joe Driskill, 1958

TEAM

Most First Downs Rushing

Game: 26, vs. Alcorn State, 1992

Season: 144, 1966

Most First Downs Passing

Game: 21, at Stephen F. Austin, 1989; at Southern Mississippi, 1986

Season: 132, 1982

Most First Downs By Penalty

Game: 8, vs. Nicholls State, 1981

Season: 37, 1981

Most First Downs

Game: 36 vs. Alcorn State, 1992

Season: 251, 2007

Most Penalties

Game: 17-147 yards, vs. McNeese State, 2002; 17-146 yards, vs. Utah State, 2002

Season: 116-911 yards, 2002

Most Penalty Yards

Game: 168, at Northwestern State, 1981; at Idaho, 2004

Season: 911, 2002

Fewest Penalties

Game: 1-5 yards, at McNeese State, 1960

Season: 30, 1962

Fewest Penalty Yards

Game: 5, at McNeese State, 1960

Season: 226 (31 penalties), 1964

Fewest Fumbles

Game: 0 vs. many teams, most recently at Louisiana-Lafayette, 2007

Season: 15, 1967

Fewest Fumbles Lost

Game: 0 vs. many teams, most recently at Louisiana-Lafayette, 2007

Season: 5, 2006

Most Fumbles

Game: 10 at Northwestern State, 1965

Season: 45, 1972

Most Fumbles Lost

Game: 6 at Southeastern Louisiana, 1960; at Southeastern Louisiana, 1954; vs. Delta State, 1955

Season: 32, 1954

TEAM

Most Victories:

NAIA / I-AA (1951-93): 13 - 1987

I-A: 6 -- 2007

Best Winning Percentage:

NAIA / I-AA (1951-93): .867 (13-2) -- 1987

I-A: .500 (6-6) -- 2007

Most Defeats:

NAIA / I-AA (1951-93): 9 -- 1953, 69, 76, 77,

I-A: 11 - 2003

Worst Winning Percentage:

NAIA / I-AA (1951-93): .000 (0-8) -- 1964

I-A: .083 (1-11) -- 2003

Most Consecutive Victories:

NAIA / I-AA (1951-93): 9 - 1992

I-A: 3 -- 2007 & 2004

Most Consecutive Defeats:

NAIA / I-AA (1951-93): 14 - 1976-77

I-A: 12 -- 2000-01

Most Individual Plays

- 78 (7 rush, 71 pass, 595 yards), Doug Pederson at Stephen F. Austin, 1989
- 68 (3 rush, 65 pass, 295 yards), John Holman vs. Louisiana Tech, 1982
- 65 (22 rush, 28 pass, 319 yards), Doug Pederson at North Texas, 1988
- 63 (12 rush, 51 pass, 521 yards), Stan Humphries vs. Eastern Kentucky, 1987
- 62 (20 rush, 42 pass, 313 yards), Joe Bruner vs. Southeastern Louisiana, 1975
- 61 (7 rush, 54 pass, 334 yards), John Holman vs. McNeese State, 1982
- 59 (4 rush, 55 pass, 439 yards), John Holman vs. McNeese State, 1980
- 59 (21 rush, 38 pass, 332 yards), Mike Howell at West Texas A&M, 1976
- 58 (15 rush, 43 pass, 391 yds), Stan Humphries vs. Arkansas State, 1987
- 58 (14 rush, 44 pass, 323 yards), Doug Pederson vs. Lamar, 1988

Most Individual Rushing Attempts

- 36, Jimmy Edwards vs. Arkansas State, 1972 174 yds.
- 34, Joe Mitchell at Northwestern State, 1973 117 yds.
- 33, Bryant Jacobs vs. Louisiana-Lafayette, 2002 139 yds.
- 33, Bobby Craighead at Texas-Arlington, 1983 136 yds.
- 33, Jimmy Edwards vs. Northwestern State, 1972 170 yds
- 33, Van Lambert vs. SE Louisiana, 1971 131 yds.
- 32, Marquis Williams at Louisiana-Lafayette, 1997 160 yds.
- 32, Irving Spikes vs. North Texas, 1993 254 yds.
- 32, Irving Spikes vs. Idaho, 1993 playoffs 231 yds.
- 32, Greg Schaff vs. Drake, 1975 162 yds.
- 32, Jimmy Edwards vs. Quantico Marines, 1972 156 yds.

RANKED TEAMS IN NCAA STATS

(I-A From 1978-81 & 1994-Present; Others I-AA)

2007: 16th in Rushing, 19th in Net Punting, 31st in Sacks Allowed, 47th in Turnover Margin,
2006: 12th in Turnover Margin, 14th in Fumbles Recovered, 9th in Interceptions, 3rd in Turnovers Gained, 5th in Sacks Allowed
2004: 23rd in Net Punting
2001: 44th in Rush Defense
2000: 50th in Total Defense, 21st in Pass Defense
1999: 31st in Total Defense, 44th in Pass Efficiency Defense
1998: T-2nd in Turnover Margin, 48th in Punt Returns
1997: T-16th in Quarterback Sacks, 41st in Kickoff Returns
1996: 29th in Punt Returns, 37th in Passing
1995: 19th in Pass Offense
1994: 32nd in Pass Offense
1993: 3rd in Total Offense, 3rd in Scoring, 10th in Pass Offense, 13th in Pass Efficiency Defense, 13th in Net Punting, 13th in Punt Returns
1992: 8th in Total Offense, 8th in Scoring Offense, 14th in Pass Offense, 18th in Kickoff Returns
1991: 6th in Pass Efficiency Defense, 15th in Scoring Defense, 18th in Total Defense, 20th in Kickoff Returns
1990: 14th in Total Defense 14th in Punting, 20th in Scoring Defense
1989: 4th in Punt Returns
1988: 9th in Total Defense
1987: 5th in Pass Offense, 9th in Total Offense
1986: 4th in Pass Defense, 9th in Total Defense
1985: 10th in Pass Defense
1984: 5th in Pass Defense, 5th in Net Punting, 10th in Total Defense, 10th in Scoring Defense
1983: 4th in Kickoff Returns, 5th in Total Offense, 6th in Rush Offense, 6th in Scoring Defense, 9th in Pass Defense
1982: 4th in Turnover Margin, 5th in Pass Offense, 6th in Total Offense, 8th in Scoring
1981: 5th in Pass Offense
1980: 8th in Pass Offense

YEAR-BY-YEAR RESULTS



Nov. 11 Delta State W, 38-17
 Nov. 18 *at Louisiana Tech W, 21-14

1968 (6-4, 3-2; T2nd place)
NAIA Gulf States Conference
Head Coach: Dixie B. White

Sept. 21 at Texas-Arlington L, 14-24
 Sept. 28 Stephen F. Austin W, 42-0
 Oct. 5 *Northwestern State L, 3-7
 Oct. 12 at Quantico Marines W, 13-0
 Oct. 19 *at McNeese State W, 21-14
 Oct. 26 *at Southeastern Louisiana W, 13-0
 Nov. 2 *Louisiana-Lafayette W, 20-7
 Nov. 9 Pensacola Navy W, 31-14
 Nov. 16 at Delta State L, 3-10
 Nov. 23 *Louisiana Tech L, 10-25

1969 (1-9, 0-5; 6th place)
NAIA Gulf States Conference
Head Coach: Dixie B. White

Sept. 20 Texas-Arlington L, 3-17
 Sept. 27 at Quantico Marines L, 7-20
 Oct. 4 *at Northwestern State L, 10-28
 Oct. 11 Tennessee-Chattanooga L, 7-12
 Oct. 18 *McNeese State L, 27-41
 Oct. 25 *Southeastern Louisiana L, 10-20
 Nov. 1 *at Louisiana-Lafayette L, 7-9
 Nov. 8 at Pensacola Navy L, 24-28
 Nov. 15 Delta State W, 31-7
 Nov. 22 *at Louisiana Tech L, 6-34

1970 (5-4, 3-2; 2nd place)
NAIA Gulf States Conference
Head Coach: Dixie B. White

Sept. 12 at Pensacola Navy W, 28-14
 Sept. 19 *Northwestern State W, 21-17
 Sept. 26 Quantico Marines L, 20-21
 Oct. 3 *at McNeese State L, 13-17
 Oct. 10 *at Southeastern Louisiana W, 20-17
 Oct. 17 *^Louisiana-Lafayette L, 7-9
 Oct. 24 at Eastern Michigan L, 0-20
 Oct. 31 Troy W, 14-10
 Nov. 7 *Louisiana Tech W, 28-21

1971 (4-6-1)
NAIA Independent
Head Coach: Dixie B. White

Sept. 11 Marine Corps W, 19-13
 Sept. 18 Howard Payne L, 7-24
 Sept. 25 at Arkansas State L, 6-20
 Oct. 2 at Northwestern State W, 15-14
 Oct. 9 at Tennessee-Chattanooga W, 27-21
 Oct. 16 McNeese State L, 21-31
 Oct. 23 Southeastern Louisiana W, 3-0
 Oct. 30 at Louisiana-Lafayette L, 7-31
 Nov. 6 Eastern Michigan T, 10-10
 Nov. 13 at Troy L, 7-21
 Nov. 20 at Louisiana Tech L, 0-23

1972 (3-7)
NAIA Independent
Head Coach: Ollie Keller

Marine Corps W, 10-6
 at Mississippi State L, 7-42
 at Richmond L, 0-17
 Northwestern State L, 7-17
 at Nicholls State W, 27-7
 at McNeese State L, 14-31
 at Southeastern Louisiana W, 34-9
 Arkansas State L, 13-14
 at Drake L, 7-35
 Louisiana Tech L, 6-10

1973 (3-5-2)
NAIA Independent
Head Coach: Ollie Keller

Troy T, 15-15
 at Mississippi State T, 21-21

at Northwestern State W, 16-13
 at Nevada-Las Vegas L, 0-26
 McNeese State L, 6-16
 Southeastern Louisiana L, 0-27
 Richmond W, 14-8
 at Jacksonville State L, 24-66
 Nicholls State W, 37-0
 at Louisiana Tech L, 0-40

1974 (4-6)
NAIA Independent
Head Coach: Ollie Keller

at Troy L, 19-30
 at Eastern Michigan W, 17-14
 at McNeese State L, 14-20
 Northwestern State W, 14-8
 at Southeastern Louisiana L, 8-23
 at Arkansas State L, 14-17
 Jacksonville State W, 20-16
 North Dakota W, 39-15
 Louisiana Tech L, 10-26
 at Cincinnati L, 7-20

1975 (4-6-1)
NCAA Division I Independent
Head Coach: Ollie Keller

Pacific T, 3-3
 Kent State L, 29-31
 Eastern Michigan L, 24-27
 Drake W, 38-25
 Northwestern State W, 34-20
 Lamar W, 34-7
 at McNeese State L, 14-15
 Southeastern Louisiana L, 19-49
 West Texas A&M L, 20-45
 at Louisiana Tech L, 23-41
 Louisville W, 14-10

1976 (2-9)
NCAA Division I Independent
Head Coach: John David Crow

at Arkansas State L, 13-31
 Lamar W, 16-6
 Texas-Arlington W, 21-20
 McNeese State L, 35-36
 at Louisville L, 8-36
 at Southeastern Louisiana L, 10-14
 Northwestern State L, 9-21
 Dayton L, 13-37
 at West Texas A&M L, 41-58
 Louisiana Tech L, 35-55
 at Louisiana-Lafayette L, 5-7

1977 (2-9)
NCAA Division I Independent
Head Coach: John David Crow

at Lamar L, 7-21
 at Tulsa L, 35-37
 at Cincinnati L, 0-63
 at Northwestern State L, 0-13
 Cal State Fullerton L, 10-31
 McNeese State L, 7-29
 Southeastern Louisiana W, 24-29
 Arkansas State L, 20-31
 Nicholls State W, 19-2
 at Pacific L, 0-31
 at Louisiana Tech L, 0-20

1978 (6-4-1)
NCAA Division I-A Independent
Head Coach: John David Crow

at Nicholls State W, 3-0
 Arkansas State W, 21-13
 Northern Illinois W, 27-10
 Northwestern State W, 46-0
 at Lamar T, 17-17
 at McNeese State L, 10-31
 Southeastern Louisiana L, 21-25
 Indiana State W, 14-0

at Cincinnati L, 7-20
 at North Texas L, 6-26
 Louisiana Tech W, 18-0

1979 (3-8)
NCAA Division I-A Independent
Head Coach: John David Crow

Sept. 1 at Louisiana-Lafayette L, 13-17
 Sept. 15 Arkansas State W, 18-17
 Sept. 22 at McNeese State L, 10-12
 Sept. 29 at Northwestern State L, 14-20
 Oct. 6 Nicholls State L, 16-23
 Oct. 13 at Memphis W, 21-20
 Oct. 20 Cal State Fullerton W, 28-17
 Oct. 27 at Southeastern Louisiana L, 0-13
 Nov. 3 Lamar L, 7-21
 Nov. 10 at Indiana State L, 21-38
 Nov. 17 at Louisiana Tech L, 10-13

1980 (7-4)
NCAA Division I-A Independent
Head Coach: John David Crow

Sept. 13 at Iowa State L, 7-42
 Sept. 20 at Arkansas State W, 35-12
 Sept. 27 at Louisiana-Lafayette W, 24-0
 Oct. 4 Northwestern State W, 38-14
 Oct. 11 McNeese State L, 28-48
 Oct. 18 at Lamar W, 28-6
 Oct. 25 Southeastern Louisiana L, 30-55
 Nov. 1 at Nicholls State W, 29-28
 Nov. 8 Mississippi College W, 40-22
 Nov. 15 at North Texas L, 18-26
 Nov. 22 Louisiana Tech W, 19-14

1981 (5-6)
NCAA Division I-A Independent
Head Coach: Pat Collins

Sept. 5 Indiana State W, 38-8
 Sept. 12 Arkansas State L, 13-35
 Sept. 19 Louisiana-Lafayette W, 20-17
 Oct. 3 at Louisiana Tech W, 35-0
 Oct. 10 Lamar L, 13-17
 Oct. 17 at McNeese State L, 25-41
 Oct. 24 at Southeastern Louisiana L, 47-50
 Oct. 31 Nicholls State W, 55-18
 Nov. 7 at Louisville W, 40-7
 Nov. 14 North Texas L, 14-17
 Nov. 21 at Northwestern State L, 9-41

1982 (8-3, 5-1; 2nd place)
NCAA Division I-AA
Southland Conference
Head Coach: Pat Collins

Sept. 4 at Southern Mississippi L, 27-45
 Sept. 11 at Nicholls State W, 29-14
 Sept. 18 at North Texas W, 38-15
 Sept. 25 *Texas-Arlington W, 33-16
 Oct. 2 *McNeese State W, 35-21
 Oct. 9 *Louisiana Tech L, 10-17
 Oct. 16 *at Arkansas State W, 31-21
 Oct. 23 *Southeastern Louisiana W, 42-0
 Oct. 30 *at Lamar W, 14-0
 Nov. 6 at Louisiana-Lafayette L, 25-40
 Nov. 13 Northwestern State W, 28-27

1983 (8-3, 5-1; Co-Champion)
NCAA Division I-AA
Southland Conference
Head Coach: Pat Collins

Sept. 3 at Indiana State L, 9-10
 Sept. 10 Louisiana-Lafayette W, 31-6
 Sept. 17 *at Texas-Arlington W, 16-10
 Sept. 24 *Arkansas State W, 45-7
 Oct. 1 *at Lamar W, 17-0
 Oct. 8 Nicholls State W, 47-27
 Oct. 15 at Southeastern Louisiana W, 16-13
 Oct. 22 *McNeese State W, 37-6
 Oct. 29 *at Louisiana Tech W, 17-0



YEAR-BY-YEAR RESULTS

Nov. 5 *North Texas L, 7-27
 Nov. 12 at Northwestern State L, 9-13

1984 (7-4, 3-3; 4th place)

NCAA Division I-AA Southland Conference

Head Coach: Pat Collins

Sept. 1 at Nicholls State W, 13-6
 Sept. 8 Central Florida W, 49-21
 Sept. 15 at Louisiana-Lafayette W, 7-6
 Sept. 22 Northwestern State L, 10-27
 Sept. 29 *Lamar W, 34-14
 Oct. 6 Southeastern Louisiana W, 30-15
 Oct. 13 *Texas-Arlington L, 7-9
 Oct. 20 *at McNeese State W, 19-3
 Oct. 27 *Louisiana Tech W, 12-10
 Nov. 3 *at North Texas L, 3-10
 Nov. 10 *at Arkansas State L, 14-38

1985 (6-5, 3-3; 4th place)

NCAA Division I-AA Southland Conference

Head Coach: Pat Collins

Sept. 14 Delta State W, 27-7
 Sept. 21 at Texas A&M L, 17-31
 Sept. 28 Nicholls State W, 17-15
 Oct. 5 Northwestern State W, 45-21
 Oct. 12 *at Lamar W, 37-14
 Oct. 19 at Southeastern Louisiana L, 17-19
 Oct. 26 *at Texas-Arlington L, 13-27
 Nov. 2 *McNeese State L, 0-10
 Nov. 9 *at Louisiana Tech W, 13-9
 Nov. 16 *North Texas W, 18-17
 Nov. 23 *Arkansas State L, 23-31

1986 (5-6, 3-2; T2nd place)

NCAA Division I-AA Southland Conference

Head Coach: Pat Collins

Sept. 6 at Southern Mississippi L, 19-28
 Sept. 13 at Louisiana-Lafayette L, 20-24
 Sept. 20 Texas State-San Marcos W, 17-14
 Sept. 27 at Nicholls State L, 13-17
 Oct. 4 Northwestern State L, 14-17
 Oct. 11 *Lamar W, 22-21
 Oct. 18 *at McNeese State W, 37-17
 Oct. 25 Stephen F. Austin W, 28-7
 Nov. 1 *Louisiana Tech W, 20-6
 Nov. 8 *at North Texas L, 20-28
 Nov. 15 *at Arkansas State L, 21-26

1987 (13-2, 6-0; Champion)

National Champions

NCAA Division I-AA Southland Conference

Head Coach: Pat Collins

Sept. 12 *at Louisiana Tech W, 44-7
 Sept. 19 *at Texas State-San Marcos W, 44-7
 Sept. 26 Nicholls State W, 26-14
 Oct. 3 *at Northwestern State W, 33-31
 Oct. 10 at Lamar L, 28-48
 Oct. 17 Georgia Southern W, 26-17
 Oct. 24 Louisiana-Lafayette L, 7-17
 Oct. 31 *McNeese State W, 37-10
 Nov. 7 at Southern Mississippi W, 34-24
 Nov. 14 *North Texas W, 24-23
 Nov. 21 *Arkansas State W, 31-21
 Nov. 28 *North Texas W, 30-9
 Dec. 5 \$Eastern Kentucky W, 33-32
 Dec. 12 \$Northern Iowa W, 44-41 (2OT)
 Dec. 19 \$Marshall (Pocatello, Idaho) W, 43-42

1988 (5-6, 2-4; 5th place)

NCAA Division I-AA Southland Conference

Head Coach: Pat Collins

Sept. 3 at Nicholls State W, 22-6

Sept. 10 *at McNeese State L, 0-23
 Sept. 17 *Texas State-San Marcos W, 29-27
 Sept. 24 at Arkansas State W, 16-13
 Oct. 1 *Stephen F. Austin L, 3-20
 Oct. 8 *at North Texas L, 23-26
 Oct. 15 at Georgia Southern L, 11-43
 Oct. 22 *vs. Northwestern State (Shreveport) L, 15-27
 Oct. 29 Lamar W, 24-3
 Nov. 5 *Sam Houston State W, 17-3
 Nov. 12 Louisiana Tech L, 0-23

1989 (4-6-1, 2-3-1; 4th place)

NCAA Division I-AA Southland Conference

Head Coach: Dave Roberts

Sept. 9 Nicholls State W, 29-13
 Sept. 16 *McNeese State W, 17-14
 Sept. 23 *at Texas State-San Marcos L, 7-26
 Sept. 30 Louisiana-Lafayette L, 10-24
 Oct. 7 at Mississippi State L, 14-28
 Oct. 14 *at Sam Houston State W, 21-13
 Oct. 21 *vs. Northwestern State (Shreveport) T, 14-14
 Oct. 28 Arkansas State W, 13-7
 Nov. 4 #at Louisiana Tech L, 6-24
 Nov. 11 *at Stephen F. Austin L, 45-66
 Nov. 18 *North Texas L, 25-28

1990 (7-5, 5-1; Champion)

NCAA Division I-AA – First Round Southland Conference

Head Coach: Dave Roberts

Sept. 8 at Arkansas State L, 18-23
 Sept. 15 Mississippi College W, 17-7
 Sept. 22 *Texas State-San Marcos W, 30-27
 Sept. 29 at Georgia Southern L, 14-33
 Oct. 6 *at McNeese State L, 14-19
 Oct. 13 *Sam Houston State W, 27-10
 Oct. 20 at Nicholls State W, 27-20
 Oct. 27 *Northwestern State W, 14-3
 Nov. 3 Louisiana Tech W, 7-31
 Nov. 10 *Stephen F. Austin L, 10-3
 Nov. 17 *at North Texas W, 16-15
 Nov. 24 \$at Nevada L, 14-27

1991 (7-3-1, 4-2-1; 3rd place)

NCAA Division I-AA Southland Conference

Head Coach: Dave Roberts

Aug. 31 at Louisiana-Lafayette W, 21-10
 Sept. 7 *Nicholls State L, 10-15
 Sept. 14 Georgia Southern W, 21-13
 Sept. 28 Mississippi College W, 17-7
 Oct. 5 *at Texas State-San Marcos W, 17-8
 Oct. 12 *McNeese State T, 10-10
 Oct. 19 *at Sam Houston State L, 15-27
 Oct. 26 *at Northwestern State W, 24-9
 Nov. 2 at Louisiana Tech L, 10-35
 Nov. 16 *at Stephen F. Austin W, 48-20
 Nov. 23 *North Texas W, 44-21

1992 (10-3, 7-0; Champion)

NCAA Division I-AA – Quarterfinals Southland Conference

Head Coach: Dave Roberts

Sept. 5 *at Nicholls State W, 38-10
 Sept. 12 at Louisiana-Lafayette L, 23-31
 Sept. 19 at Eastern Kentucky L, 21-26
 Sept. 26 *Texas State-San Marcos W, 13-6
 Oct. 3 Delta State W, 52-13
 Oct. 10 *at McNeese State W, 52-35
 Oct. 17 *Sam Houston State W, 38-10
 Oct. 24 *at Northwestern State W, 28-18
 Oct. 31 Eastern Washington W, 41-31
 Nov. 7 *Stephen F. Austin W, 41-22
 Nov. 14 *at North Texas W, 47-25
 Nov. 21 \$Alcorn State W, 78-27
 Nov. 28 \$Delaware L, 18-41

1993 (9-3, 6-1; 2nd place)

NCAA Division I-AA – First Round Southland Conference

Head Coach: Dave Roberts

Sept. 4 at Eastern Washington W, 34-13
 Sept. 11 Eastern Kentucky W, 40-14
 Sept. 18 at Southern Mississippi L, 37-44
 Sept. 25 *at Nicholls State W, 51-30
 Oct. 2 *Northwestern State W, 26-24
 Oct. 9 *McNeese State L, 26-34
 Oct. 16 *at Texas State-San Marcos W, 40-21
 Oct. 23 *Stephen F. Austin W, 26-10
 Oct. 30 at Arkansas State W, 42-10
 Nov. 6 *at Sam Houston State W, 48-10
 Nov. 13 *North Texas W, 61-31
 Nov. 20 \$Idaho L, 31-34

1994 (3-8)

NCAA Division I-A Independent Head Coach: Ed Zaunbrecher

Sept. 3 at #8 Colorado L, 13-48
 Sept. 10 at #12 Auburn L, 12-44
 Sept. 17 at Georgia L, 6-70
 Sept. 24 at Nevada L, 22-34
 Oct. 1 Weber State W, 62-37
 Oct. 8 at Wyoming L, 14-28
 Oct. 15 Central Florida L, 16-33
 Oct. 22 Jacksonville State L, 28-32
 Oct. 29 at Brigham Young L, 10-24
 Nov. 5 at Kentucky W, 21-14
 Nov. 12 North Texas W, 38-20

1995 (2-9)

NCAA Division I-A Independent Head Coach: Ed Zaunbrecher

Sept. 2 at Fresno State L, 17-31
 Sept. 9 Nicholls State W, 34-21
 Sept. 16 at #9 Colorado L, 14-66
 Sept. 23 at Missouri L, 22-31
 Sept. 30 at Mississippi State W, 34-32
 Oct. 7 Troy L, 10-20
 Oct. 14 at Nevada L, 35-59
 Oct. 21 Northwestern State L, 39-42
 Oct. 28 Central Florida L, 14-34
 Nov. 4 at #21 Auburn L, 14-38
 Nov. 11 at Louisville L, 0-39

1996 (5-6)

NCAA Division I-A Independent Head Coach: Ed Zaunbrecher

Aug. 29 Nicholls State W, 14-12
 Sept. 7 Minnesota L, 3-30
 Sept. 14 at UCLA L, 0-44
 Sept. 21 Sam Houston State W, 34-31
 Sept. 28 at Arkansas W, 21-38
 Oct. 5 Northwestern State W, 13-10
 Oct. 12 at Central Florida W, 39-38
 Oct. 19 at Mississippi State L, 0-59
 Oct. 26 at #22 Auburn L, 24-28
 Nov. 22 Jacksonville State W, 31-28 (2OT)
 Nov. 9 at Cincinnati L, 13-35

1997 (5-7)

NCAA Division I-A Independent Head Coach: Ed Zaunbrecher

Aug. 30 Nicholls State W, 28-0
 Sept. 6 at Arkansas L, 16-28
 Sept. 13 at Louisiana Tech L, 16-17
 Sept. 20 at #25 Georgia L, 3-42
 Sept. 27 at Oklahoma State L, 7-38
 Oct. 4 Northwestern State W, 17-7
 Oct. 11 at Mississippi State L, 10-24
 Oct. 18 at Kentucky L, 14-49
 Oct. 25 at Louisiana-Lafayette W, 28-21 (OT)
 Nov. 1 Central Florida W, 45-41
 Nov. 15 Western Michigan L, 19-32
 Nov. 22 at Hawaii W, 23-20 (OT)

YEAR-BY-YEAR RESULTS



1998 (5-6)

NCAA Division I-A Independent

Head Coach: Ed Zaunbrecher

Sept. 5	Nicholls State	W, 44-14
Sept. 12	at #3 Florida	L, 10-42
Sept. 19	Stephen F. Austin	W, 21-10
Sept. 26	at Kansas State	L, 7-62
Oct. 3	at Western Michigan	L, 14-27
Oct. 10	Louisiana Tech	L, 14-44
Oct. 24	at Arizona	L, 7-45
Oct. 31	UAB	W, 20-14
Nov. 7	Louisiana-Lafayette	W, 34-24
Nov. 14	at Arkansas State	L, 13-17
Nov. 21	Portland State	W, 43-27

1999 (5-6)

NCAA Division I-A Independent

Head Coach: Bobby Keasler

Sept. 4	Nicholls State	W, 27-10
Sept. 11	at Minnesota	L, 0-35
Sept. 18	at #15 Arkansas	L, 6-44
Sept. 25	Northwestern State	W, 38-7
Oct. 2	at UAB	L, 0-47
Oct. 9	at Utah	L, 0-42
Oct. 16	Wyoming	L, 20-38
Oct. 23	at Louisiana-Lafayette	W, 31-7
Oct. 30	Middle Tennessee	W, 10-0
Nov. 6	at Louisiana Tech	L, 17-58
Nov. 13	at Tulsa	W, 37-34

2000 (1-10)

NCAA Division I-A Independent

Head Coach: Bobby Keasler

Sept. 2	at Minnesota	L, 10-47
Sept. 9	at Memphis	L, 0-28
Sept. 16	Nicholls State	W, 27-21
Sept. 23	at #13 Tennessee	L, 3-70
Sept. 30	Texas State-San Marcos	L, 7-27
Oct. 7	at Arkansas	L, 6-52
Oct. 14	at Middle Tennessee	L, 0-28
Oct. 21	Central Florida	L, 0-55
Nov. 4	Louisiana-Lafayette	L, 18-21
Nov. 11	Louisiana Tech	L, 19-42
Nov. 18	Wofford	L, 6-24

2001 (2-9, 2-4 ; T4th place)

NCAA Division I-A

Sun Belt Conference

Head Coach: Bobby Keasler

Sept. 1	Sam Houston State	L, 9-20
Sept. 8	at #2 Florida	L, 6-55
Sept. 22	*Middle Tennessee	L, 20-38
Sept. 29	*New Mexico State	L, 0-31
Oct. 6	*North Texas	W, 19-17
Oct. 20	at Central Florida	L, 6-38
Oct. 27	*at Louisiana-Lafayette	L, 12-17
Nov. 3	*at Idaho	L, 38-42
Nov. 10	Troy	L, 12-44
Nov. 17	*at Arkansas State	W, 16-7
Dec. 1	at Cincinnati	L, 10-42

2002 (3-9, 2-4; T4th place)

NCAA Division I-A

Sun Belt Conference

**Head Coach: Keasler/Collins

Aug. 31	at Mississippi	L, 3-31
Sept. 7	at Kansas State	L, 0-67
Sept. 14	McNeese State	L, 19-24
Sept. 21	*Arkansas State	L, 21-33
Oct. 5	Tulane	L, 9-52
Oct. 12	*Idaho	W, 34-14
Oct. 19	*at New Mexico State	L, 21-34
Oct. 26	Utah State	W, 51-48 (2OT)
Nov. 2	*at North Texas	L, 2-41
Nov. 9	at Auburn	L, 14-52
Nov. 16	*at Middle Tennessee	L, 28-44
Nov. 23	*Louisiana-Lafayette	W, 34-10

2003 (1-11, 1-5; 7th place)

NCAA Division I-A

Sun Belt Conference

Head Coach: Charlie Weatherbie

Aug. 30	at #14 LSU	L, 7-49
Sept. 6	Stephen F. Austin	L, 21-23
Sept. 13	at Mississippi	L, 14-59
Sept. 20	Northwestern State	L, 10-14
Sept. 27	*at Utah State	L, 10-28
Oct. 4	*at Arkansas State	L, 41-44
Oct. 11	*at Louisiana-Lafayette	W, 45-42
Oct. 25	*New Mexico State	L, 14-21
Nov. 1	at Auburn	L, 7-73
Nov. 8	*North Texas	L, 26-28
Nov. 15	*Idaho	L, 20-58
Nov. 22	at Troy	L, 24-28

2004 (5-6, 4-3; T3rd place)

NCAA Division I-A

Sun Belt Conference

Head Coach: Charlie Weatherbie

Sept. 4	at #17 Auburn	L, 0-31
Sept. 18	at Arkansas	L, 20-49
Sept. 25	*Arkansas State	L, 21-28
Oct. 2	at Wyoming	L, 10-31
Oct. 9	*at Idaho	W, 16-14
Oct. 16	Florida International	W, 28-20
Oct. 23	*at Florida Atlantic	W, 17-13
Oct. 30	*at North Texas	L, 30-45
Nov. 6	*Utah State	W, 32-25
Nov. 13	*at Middle Tennessee	L, 24-37
Nov. 20	*Louisiana-Lafayette	W, 13-10

2005 (5-6, 5-2; Co-Champion)

NCAA Division I-A

Sun Belt Conference

Head Coach: Charlie Weatherbie

Sept. 1	Northwestern State	L, 23-27
Sept. 10	at Wyoming	L, 0-38
Sept. 17	at #7 Georgia	L, 7-44
Sept. 22	*at Florida Atlantic	W, 28-21
Oct. 1	*Arkansas State	W, 31-27
Oct. 8	at Arkansas (Little Rock)	L, 15-44
Oct. 15	*Troy	W, 27-3
Nov. 5	*Florida International	L, 29-31
Nov. 12	*at Middle Tennessee	W, 34-31
Nov. 19	*at North Texas	W, 24-19
Nov. 26	*Louisiana-Lafayette	L, 21-54

2006 (4-8, 3-4; T5th place)

NCAA Division I-A

Sun Belt Conference

Head Coach: Charlie Weatherbie

Aug. 31	Alcorn State	W, 24-6
Sept. 9	at Kansas	L, 19-21
Sept. 16	at Alabama	L, 7-41
Sept. 30	*Florida Atlantic	L, 19-21
Oct. 7	*at Arkansas State	L, 6-10
Oct. 14	*at Troy	L, 19-24
Oct. 21	*Middle Tennessee	L, 21-35
Oct. 28	#13 Arkansas (Little Rock)	L, 10-44
Nov. 11	*at Florida International	W, 35-0
Nov. 18	at Kentucky	L, 40-42
Nov. 25	*North Texas	W, 23-3
Dec. 2	*at Louisiana-Lafayette	W, 39-20

2007 (6-6, 4-3; T3rd place)

NCAA Division I-A

Sun Belt Conference

Head Coach: Charlie Weatherbie

Aug. 30	Tulsa	L, 17-35
Sept. 8	at #25 Clemson	L, 26-49
Sept. 15	at #18 Texas A&M	L, 14-54
Sept. 29	*at Troy	L, 7-24
Oct. 6	*Arkansas State	W, 30-13
Oct. 13	*at North Texas	L, 21-31
Oct. 20	*Florida International	W, 28-14
Oct. 27	*at Florida Atlantic	W, 33-30 (3OT)
Nov. 3	*Middle Tennessee	L, 40-43
Nov. 10	Grambling State	W, 28-14
Nov. 17	at Alabama	W, 21-14
Nov. 24	*at Louisiana-Lafayette	W, 17-11

* = conference game

\$ = NCAA Division I-AA playoff game

= game later forfeited to ULM

** - Bobby Keasler resigned after 0-5 start; Mike Collins named interim, then head coach before final game of season; Collins resigned in April 2003; Tim Rebowe named interim until hiring of Charlie Weatherbie in May 2003.

ULM All-Time Coaching Records (By Wins)

Senior College (1951-present)

1. Pat Collins (1981-88; 8 years).....	57-35.....	.620
2. Dave Roberts (1989-93; 5 years).....	37-20-2.....	.623
3. Dixie B. White (1964-1971; 8 years).....	31-45-1.....	.422
4. Charlie Weatherbie (2003-present; 5 years).....	21-37.....	.362
5. John David Crow (1976-1980; 5 years).....	20-34-1.....	.373
6. Ed Zaunbrecher (1994-98; 5 years).....	20-36.....	.357
7. Jack C. Rowan (1958-63; 6 years).....	20-37.....	.351
8. Devone Payne (1954-57; 4 years).....	14-23-1.....	.382
9. Ollie Keller (1972-75; 4 years).....	14-24-3.....	.378
10. James L. Malone (1951-53; 3 years).....	12-15.....	.444
11. Bobby Keasler (1999-02**, 4 years).....	8-30.....	.267
12. Mike Collins (2002**, 1 year).....	3-4.....	.429

Junior College (1931-50)

1. James L. Malone (1934-50; 17 years).....	82-48-13.....	.619
2. J. Paul Kemerer (1931-33; 3 years).....	6-14-2.....	.318

The ULM Sports Hall of Fame was established in 1977 by the Graduate L-Club with the first members inducted in the winter of 1978. There are currently 110 members with five new members inducted on April 5, 2008.

PERRY BEAVER, 1959-60... Played center and line-backer...In 14 years as head coach at Jenks (Okla.) High, he was 109-53 with two state championships, a runner-up finish, three regional titles, seven area titles and eight district championships...He was the 2nd Chief of the Muscogee Creek Nation...Inducted 1998.

VIC BENDER, 1966-67... A first team All-America selection and a unanimous choice for All-GSC...GSC Lineman of the Year...Played in Coaches' All-America Game...Later coached in college...Inducted 1982.

HENRY W. (WOODY) BOYLES, 1942-43... ULM's first T-formation quarterback...Later was football assistant and began baseball at ULM in 1952...Deceased...Inducted 1982.

CLAUDE BRAWNER, 1946-47... Earned UPI junior college All-America honors as a defensive guard in 1947...Honorable mention All-American in 1946...Helped ULM go 7-2 in 1947 with a 33-13 win over Hillsboro (Texas) JC in the Junior Sugar Bowl...Inducted 1997.

BUBBY BRISTER, 1984-85... A native of Monroe, Brister transferred to ULM for his final two seasons of football. As a senior, he ranked seventh nationally in passing with 2,880 yards and ranked No. 2 all-time in passing upon graduation...Was named Louisiana's Offensive Player of the Year and was first-team All-Southland Conference in 1985.

CLAUDE BRUMFELD, 1984-87... One of the team captains for the 1987 I-AA National Championship Football Team. He made the Kodak, Walter Camp, Sports Network, Football News and AP All-American teams in 1987. He was a first-team all-conference and all-state selection in 1987 and a second-team all conference in 1986.

JIMMY (CHICK) CHILDRESS, 1951-53... Played several positions but best was probably linebacker...Team MVP and All-GSC 2nd team in 1956...Associated with seven state championship teams as a prep coach...Inducted 1989.

PAT COLLINS, 1981-88... Coached ULM to the 1987 I-AA National Title with a national-best 13-2 record...Earned national coach of the year honors...Won two Southland Conference titles and finished second twice...Five winning seasons in seven years, including four years of seven or more victories...Inducted 1998.

JOHN DAVID CROW, 1976-80... Served as ULM's head football coach and athletic director for five years. In 1980 he registered his best season 7-4-0...He was a near-unanimous choice for the Louisiana "Coach of the Year" in 1980...was also only the second Heisman Trophy winner to be a collegiate head coach. While athletic director, Coach Crowe was instrumental in the construction of the Malone Stadium and ULM Baseball complex.

JOE DRISKILL, 1955-58... Made All-GSC four times, twice as first teamer and was All-America as a senior...First Warhawk to play in post-season all-star game, the All-America Bowl...Played pro ball with St. Louis Cardinals...Inducted 1980.

GLENN FLEMMING, 1973-75... ULM's first two-time first team All-American in football. He played nose guard and linebacker...Fleming was named All-America in 1973-74. He still holds school records for most first hits with 113 and most blocked field goals with three.

KENNETH FRITH, 1966-68... A second-team All-America selection as a junior before going to Canada, where he was all-conference in CFL...Tied for Lineman of the Year in the Gulf States Conference, 1968...First team all-conference...Inducted 1991.

LARRY GIAMBELLUCA, 1958-60... Played end and quarterback but made his mark as a cornerback, earning MVP honors in the Holiday Football Bowl in 1960...He is a Pharmacy School graduate and is now the Coroner of Plaquemines Parish and owns Belle Chasse Family Medical Clinic...Inducted 2004.

TEDDY GARCIA, 1984-87... ULM's all-time leading scorer with 246 points...Established numerous school records including the single season scoring record of 94 points...Second in the nation in made field goals during the 1987 National Championship season...Played for New England and Houston in the NFL.

JACKIE HARRIS, 1986-89... An All-American tight end in 1988 and 1989 after helping ULM win the I-AA National Title in 1987...Ended his career as ULM's then all-time leading receiver with 147 catches for 2,107 yards and 12 touchdowns...A three-time All-Southland Conference and All-Louisiana selection...Inducted in 1997.

JOHN HOLMAN, 1979-82... A quarterback who ended his career as ULM's all-time total offense and passing leader...Ended his career as NCAA's No. 7 passer in career yardage and as Louisiana's all-time passing leader...Inducted 1988.

STAN HUMPHRIES, 1986-87... Quarterbacked the Warhawks to the 1987 I-AA National Championship and a 13-2 record...Threw for 1,397 yards and 11 touchdowns in four playoff wins...First-team All-American, and the Louisiana and Southland Conference Offensive Player of the Year, he finished his two-year career with 4,395 passing yards and 29 TDs...One of only two players with his number (No. 11) retired (Joe Profit, No. 40)...Inducted 1994.

BOBBY KELLOGG, 1936-37... Junior college star who was great broken field runner...Had a 104-yard kickoff return and 93-yard interception return...He was later All-SEC at Tulane... Deceased...Inducted 1980.

BILLY LAIRD, 1955-56... Played football two years, leading the Warhawks to an 8-2 finish in his final season, which included a win over Louisiana Tech, a game in which Laird hauled in a touchdown pass...Laird was an administrator for ULM from 1967-1997, serving as Alumni Director, Executive Director of the Alumni Foundation and retired as Associate Vice President of University Advancement...Inducted 2004.

DALTON LeBLANC, 1966... Best known for his exploits as a sprinter and hurdler in track but starred for one season as a football halfback, averaging five yards a rush and tying for the team lead in pass receiving with 12 catches for 106 yards...Was drafted by the San Francisco 49ers...Inducted 1990.

JAMES L. (JIM) MALONE, 1934-53... Legendary coach and first man elected to Hall of Fame...Coached two unbeaten teams, including the National Junior College Championship team of 1935...Three bowl teams...Career record was 94-64-12...Deceased...Inducted 1978.

CHARLIE MARTIN, 1964-88... Athletic trainer who with Dr. Richard Westerman of Kalamazoo, Mich., conducted research on heat, humidity and exercise which was reported in Sports Illustrated, NCAA News, Scholastic Coach, Physician & Sports Medicine and the American Journal of Sports Medicine...Lectured at clinics in Taiwan, The Netherlands and Belgium...Member of the LATA Hall of Fame...Deceased...Inducted 1993.

AL MILLER, 1966... Set a school record, since broken, with 34 pass receptions in 1967...Twice all-conference...Strength coach at Mississippi State, ULM, Alabama, Denver Broncos and the NY Giants...Inducted 1993.

VIC MINOR, 1976-79 ...A four-year letterwinner who was chosen to the AP All-South Independent team in 1979 after intercepting six passes. Is still the school's career interceptions leader...Inducted 2003.

TOM MILLER, 1967-70... Punter who was Academic All-America in football, and also starred in golf and in track as a pole vaulter...Earned most ULM letters ever with 10...Still holds two punting records...Inducted 1983.

DOUG PEDERSON, 1987-90... Established 15 school passing records and finished career with 6,315 yards passing...Holds numerous individual game passing records including most yards (619)...Produce an 11-year career in the NFL and helped Green Bay win two Super Bowl championships.

JOE PROFIT, 1967-70... Gulf States Conference's all-time leading rusher with 2,818 yards...GSC Athlete of Year...9.5 sprinter...NFL first-round draft choice...First black to play football at predominately white Louisiana university...One of only two players with his number (No. 40) retired (Stan Humphries, No. 11)...Inducted 1979.

EVERETT (SLEEPY) REYNOLDS, 1955-58... Set school record for passing percentage in 1958 by completing 66% (39 of 59)...Averaged 8.5 yards every time he touched the ball and made All-Gulf States Conference first team...Inducted 1993.

TAG ROME, 1980-83... Walked-on and became ULM's then all-time receptions leader (117-1,763 yards, 10 TDs)...Set a then season record with 46 catches in 1982...First-team All-Louisiana and All-Southland Conference, and HM All-America...An assistant coach from 1989-93...As a coach, helped the Warhawks go 38-19-2 with two SLC titles and three I-AA playoff berths...Inducted 1996.

HUGH SMITH, 1946-47... Made Junior College All-America second team in 1947 and led ULM to victory in Junior Sugar Bowl with three interceptions...Named to ULM's Golden Anniversary Team in 1981...Also played baseball...Inducted 1993.

STEWART (SMOKEY) STOVER, 1958-59... Played pro football for eight years with Kansas City Chiefs and in Canada...Fullback and linebacker at ULM...Team MVP...All-GSC second team...Inducted 1978.

HUGH (BONES) TAYLOR, 1941-42... Sammy Baugh's top receiver with Washington Redskins and later was head coach of Houston Oilers...Starred in both football and basketball at Northeast Junior College...Inducted 1979.

ALTON THOMAS, 1963-66... A two-sport athlete at ULM who compiled eight varsity letters. He was a three-time all-conference baseball player and a two-time all-conference star in football...Inducted 1999.

HAROLD THOMPSON, 1976-79... He is the all-time leading tackler in ULM History, recording 509 stops...His 175 tackles in 1977 still stand as the school's single season record and he was name to the All-South Independent Team as a senior...Inducted in 2004.

JOE BOB TYLER, 1942 AND 1946... Became ULM's initial football All-American in 1946 as an outstanding lineman...First came to then Northeast Junior College in 1942 before joining the armed service...Was captured at the Battle of the Bulge, returned in 1945 weighing 110 pounds but regained health to earn All-America honors.

AUBREY WADE, 1955-56... ULM's first all-conference first-team selection and first senior college All-American...Great broken field runner who rushed for 819 yards and led GSC in scoring with 67 points in 1956...Inducted 1978.

DIXIE WHITE, 1964-71... Coach who ranks third among Warhawk mentors in senior college victories...Coached five All-Americans...His teams, especially the strong 1966-67-68 clubs, are considered some of greatest defensive teams in school history...Inducted 1984.

Chris Spencer, TE, 96, 97, 98, 99, Monticello, Ark
Irving Spikes, RB, 1993, Ocean Springs, Miss.
Henry Spillar, 1934, 35, 36, Lake Charles, La.
Robert Spondike, G, 1958, Sharon, Pa.
Lance Stanhill, C, 1976, 77, 78, 79, Houston, Texas
Stanley Starr, C, 1962, 63, Winter Garden, Fla.
C. W. Statum, 1955, Monroe, La.
Jeff Steele, RB-WR, 1986, 87, 88, Leesville, La.
Joel Stelly, P-K, 2002, 03, 04, 05, Cecilia, La.
Corey Stephens, TE, 1996, Little Rock, Ark.
Errick Stephens, DE, 1970, 71, 72, 73, Baton Rouge, La.
Alex Stewart, RB, 1973, 74, 75, Franklin, La.
Kevin Stevenson, WR, 1997, 98, 99, 2000, Shreveport, La.
James Stewart, 1931, 32, Picayune, Miss.
Stewart Stover, FB-LB, 1958, 59, Seminole, Okla.
Steve Stickell, DB, 1986, Pineville, La.
Jesse Stinson, DE, 1985, 86, Shreveport, La.
Chris Stortz, OT, 1993, 94, New Orleans, La.
Roosevelt Straughter, DB, 1980, 81, 82, Mangham, La.
Gary Strawhun, DE, 1967, 68, 70, Baton Rouge, La.
Aaron Stringfellow, WR, 2006, Monroe, La.
Don Stroder, RB, 1970, 71, 72, Sulphur, La.
James Sturdivant, OG, 1973, 74, Gloster, Miss.
Patrick Sturgeon, DL, 2006, 07, Conroe, Texas
Mike Suggs, WR, 1984, 85, Shreveport, La.
Mark Summerville, DE, 1975, West Monroe, La.
Ronnie Sumter, DT, 1963, 64, 65, 66, Shreveport, La.
Sutherland, 1934
Sammy Swancy, WR, 2001, 02, Monroe, La.
Joe Neal Swanger, 1940, 41, Texarkana, Ark.
David "Bo" Swilley, OT, 1983, 84, 85, 86, Ferriday, La.
Howard Swindler, RB, 1966, 67, 68, Cottonport, La.
Diamond Sylvas, DB, 1994, Slidell, La.
Tirrell Sylvas, DB, 1994, 95, 97 Slidell, La.

TTTT

Curtis Tadey, DT, 1993, Colfax, La.
Rob Tallent, PK, 1989, 90, 91, 92, Carrollton, Ga.
Bob Tatum, T, 1958, 59, 60, 61, Halls, Tenn.
Chandler Tatum, C-FB, 1989, 90, 91, 92, Zachary, La.
Allen Taylor, QB, 1969, 70, 71, Monroe, La.
Brian Taylor, FS, 1995, 96, 97, 98, Shreveport, La.
"Dub" Taylor, 1939, 40
Hugh Taylor, E, 1942, Wynne, Ark.
Ralph Taylor, 1939
Raymond Taylor, OG, 1964, 65, Franklin, La.
Ben Teekell, K, 1967, 68, 69, 70, Sarasota, Fla.
Floyd Temple, 1944, 45, Rayville, La.
Chad Terral, 1992, 93, Hammond, La.
Wylan Terrell, LB, 1994, 95, Muskogee, Okla.
Ralph Terry, 1940
Derek Thiel, LB, 1991, Troy, Mich.
Cary Thierry, RB, 1984, 85, New Orleans, La.
Alton Thomas, RB-DB, 1963, 64, 65, 66, Shreveport, La.
Edwin Thomas, RB, 1959, 60, Webb, Miss.
Josh Thomas, LB, 2006, 07, Port Barre, La.
Keith Thomas, RB, 1998, 2000, 01, 02, Newellton, La.
Louis Thomas, S, 2003, Morrero, La.
Trey Thomas, DL, 1999, Cumming, Ga.
Brett Thompson, OL, 2006, 07, Sachse, Texas
Harold Thompson, LB, 1976, 77, 78, 79, Monroe, La.
John Thompson, DE, 2001, 02, Abbeville, La.
Josh Thompson, DB, 2005, 06, 07, Lafayette, La.
Robert Thompson, DT, 1989, 90, Mamou, La.
Delmas Thorne, T, 1959, 60, Walters, Okla.
Ken Thornhill, HB, 1960, 61, 62, Wisner, La.
Joe Thraikill, HB, 1959, 62, Ardmore, Okla.
Jerry Thurman, DB, 1981, 82, New Iberia, La.
Leo Ticheli, 1932, 33, Monroe, La.
Jerry Tillery, DB, 1987, Mangham, La.
John Tilmon, DT, 1989, 90, 91, Queen City, Texas
Tinsley, 1934, 35
D. Tipton, 1938
Wallace Toomer, LB-DE, 1991, 92, Miami, Fla.
Bubba Troups, K, 1979, 80, Pascagoula, Miss
Joey Trappey, WR, 2002, 03, 04, 05, New Iberia, La.
Nic Trappey (Manager), 2004, 05
Mike Traxler, C, 1989, West Monroe, La.
C.W. Traylor, RB, 1937, 38, Columbia, La.
John "Bud" Traylor, DE, 1944, Columbia, La.
Trichel, 1934
Jack Trimble, E, 1963, Monroe, La.
Warren Trimble, DE, 1975, 76, 77, Tallulah, La.
B. J. Triplett, DB, 1979, 80, Semmes, Ala.

Kevin Tripode, (Manager), 1998, 99
Bill Trotter, DT, 1973, Blytheville, Ark.
James Truxillo, S, 2006, 07, Jefferson, La.
Scott Tubbs, LB, 1985, 86, 87, 88, Bastrop, La.
Alfred Turner, 1931
James Turner, 1946, Wisner, La.
J.D. Turner, WR, 2000, 01, Vivian, La.
John Turner, DB, 2007, Greenwood, Miss.
Marlon Turner, LB, 1995, 96, 97, 98, Seattle, Wash.
Mike Turner, DE, 1996, 97, 98, 99, Bastrop, La.
Mike Turner, DB, 1982, 83, 84, 85, Plain Dealing, La.
Billy Tyler, 1946, Taft, Calif.
Joe Bob Tyler, G, 1942, Burkburnett, Texas

UUUUU

Aubrey Underhill, NT, 1999, Haughton, La.
Alan Underwood (Manager), 1980, Bossier City, La.
Rick Upshaw, DE, 1984, 85, 86, 87, Nacogdoches, Texas

VVVVV

Mark Valentine, DT, 1975, 76, 77, 78, Fort Walton Beach, Fla.
Bernie Van, 1945, Monroe, La.
Floyd Van, 1945, Monroe, La.
John Van, DT, 1997, Monroe, La.
Bobby Van Buren, RB, 1987, 88, 89, 90, Woodville, Miss.
Jerry Vega, DE, 1966, 67, 68, 69, Cut Off, La.
Nick Velchoff, 1945
Kent Venable, 1956
Mike Vercher, OG, 1971, 72, Pineville, La.
Tony Veronda, HB, 1936, 37, Beverly Hills, Calif.
John Vice, DE, 1974, 75, Houma, La.
Andre Vige, QB, 1998, 99, 2000, 01, Eunice, La.
Mack Vincent, WR, 2000, 01, 02, 03, Marrero, La.
Pete Vincent, QB, 1960, 62, Indianola, Miss.
Don Vining, 1948
Curtis Viscardis (Manager), 1962, 63, Oakdale, La.
Paul Van Diezelski, C, 1971, Monroe, La.

WWWWW

Aubrey Wade, RB, 1955, 56
Josh Wade, OT, 2000, 01, 02, 04, Flower Mound, Texas
Hayden Wadsworth, C, 2001, 02, 03, 04, Natchez, Miss.
Bobby Walker, 1955, Rayville, La.
E. L. Walker, HB, 1936, 37, 38, Waldron, Ark.
Jeff Walker, DE, 1976, 77, 78, Sulphur, La.
Scott Walker, OG, 1977, Metairie, La.
Keith Wallace, DB, 1985, Bastrop, La.
Justin Wallace, OG, 1993, 94, Fresno, Calif.
Justin Waller, TE, 2006, 07, Denham Springs, La.
Rob Wallow, OG, 1990, 91, Peach Tree, Ga.
Ragan Walters, K, 2004, 05, 06, Jackson, Miss.
Gary Warner, OT, 1974, 75, 76, Ferriday, La.
Van Warren, RB, 1982, Shreveport, La.
Craig Washington, DT-OG, 1986, 87, 88, Shreveport, La.
Karlton Washington, CB, 1999, 2000, 01, Lake Charles
Kevin Washington, WR, 1993, Shreveport, La.
Ronnie Washington, LB, 1982, 83, 84, Monroe, La.
Robin Wasson, QB, 1979, 80, Shreveport, La.
Michael Watkins, WR, 1993, 94, Hickory, N.C.
Wil Watkins, OT, 2001, St. Louis, Mo.
Don Wattigny, QB, 1960, New Orleans, La.
Kaz Wawrzyniak, DT, 1971, Bethlehem, Pa.
Lloyd Wax, DB, 1968, 69, 71, Denham Springs, La.
Chris Weaver, OT, 1981, 82, 83, Mesquite, Tex.
John Weaver, 1963, Vivian, La.
Eddie Webb, CB, 2004, 05, 07, New Orleans, La.
Jack Webb, QB, 1960, Baton Rouge, La.
Ray Wegley, 1949, 50, Penn, Pa.
Bill Weimer, P-K, 1978, 79, 80, 81, Ft. Worth, Tex
Matt Weiss, LB, 1978, Ft. Lauderdale, Fla.
B.J. Welch, TE, 2000, West Monroe, La.
Bobby Weldon, 1955, Biloxi, Miss.
Clem Welsh, 1942, Winchester, Ill.
Kim West, DE-DT, 1980, 81, Fort Worth, Texas
Mickey Westbrook, 1938, 39
"Tuffy" Westerman, 1939
Bill Whatley, 1931
Percy Wheeler, 1951, 52, 53, Monroe, La.
Larry Whigham, DB, 1992, 93, Hattiesburg, Miss
Derek White, PK, 1988, Tullos, La.
John White, P, 1997, 99, Monroe, La.
Lonzo White, LB, 1989, 90, 91, W. Point, Miss.
Will White, DE, 1992, Ferriday, La.


Henry Whitehead, CB, 1997, 98, 99, 2000, Clinton, Miss.
Jim Whitehead, OG, 1977, Winona, Miss.
Tom Whitt, 1932
Nate Wierick, TE, 1999, Arlington, Texas
Vernard Wilkerson, CB, 2001, 03, Cooper, Texas
Anthony Williams, DE, 1987, 88, 89, 90, Jonesboro, La.
Carlyle Williams, DE, 1960, 62, 63, Pensacola, Fla.
Chazman Williams, CB, 2004, 05, 06, Lake Charles, La.
Chris Williams, RB, 1991, Mobile, Ala.
E. Williams, 1937
Everett Williams, DB, 1980, 81, 82, Haughton, La.
Howard Williams, 1941, Uniontown, Pa.
James Williams, 1936, 37, Choudrant, La.
Jamma Williams, DE, 1999, Vicksburg, Miss.
Jonathan Williams, DT, 2001, Baton Rouge, La.
Krishun Williams, TB, 2002, Angie, La.
Lloyd Williams, G, 1956, 57, Greenville, Miss.
Marlon Williams, DB, 1997, Baton Rouge, La.
Marquis Williams, RB, 1996, 97 Baton Rouge
Matthew Williams, RB, 1973, Monroe, La.
Phil Williams, DE, 1969, 70, Denham Springs, La.
Ricky Williams, DL, 2004, 05, 06, 07, Houston, Texas
Sam B. Williams, 1958, 59, Talladega, Ala.
Shelton Williams, S, 2003, 04, 05, 06, Daingerfield, Texas
Stepfret Williams, WR, 1992, 93, 94, 95, Minden, La.
Austin Willis, DB, 2005, 06, Conroe, Texas
Cole Wilson, K, 2004, 05, 06, 07, St. Francisville, La.
Connery Wilson, DB, 1994, Monroe, La.
Marbrae Wilson, DE, 2001, 02, 04, 05, Amite, La.
Stanley Wilson, E, 1963, Sulphur, La.
Lenny Wilson, RB, 1973, New Sarpy, La.
Leonard Wilson, RB, 1967, Monroe, La.
R. F. Wilson, HB, 1961, 62, 63, 64, Monroe, La.
Tommy Wilson, 1949, 50, 51, West Monroe, La.
Vernon Wilson, 1952, 53, Logan, W. Va.
John Winchester, LB, 2001, 02, 03, 04, Logansport, La.
Bob Windle, 1952, 53, 54, 55, Reform, Ala.
Scott Winkler, DE, 1985, 86, Boutte, La.
Amos Winn, DB, 1984, 85, 86, 87, Winnsboro, La.
John "Woody" Woods, 1942, 45, Waco, Texas
Brandon Woodside, 2007, DS, Fort Worth, Texas
Mike Wooten, RB, 1985, 86, Bossier City, La.
Tito Wooten, DB, 1993, Goldsboro, N.C.
Ben Wright, TE, 1999, 2000, 01, 02, Alexandria, La.
James Wright, S, 2005, 06, 07, Benton, La.
Kerry Wright, DB, 1989, 90, 91, 92, Sulphur Springs, Texas
Kevin Wright, DT, 1988, 89, 90, 91, Little Rock, Ark.
Sirl Wright, LB, 1995, 96, 97, Crossett, Ark.
Ray Wroten, 1935, 36, 40
Earnest Wyatt, WR, 1991, 92, 93, Monroe, La.
Cameron Wynn, LB, 1997, 98, 99, 2000 Tyler, Texas

YYYYY

Mike Yocca, K, 1993, 94, 95, Ft. Lauderdale, Fla.
Francis Yocum T, 1952, 54, 55, Pascagoula, Miss.
Mike Yost, DT, 1983, 84, 85, 86, Luling, La.
Tommy Younse, 1939
Almer "Squatty" Young, 1932, 33, 35
Clint Young, LB, 1991, Houston, Texas
David A. Young, 1940, DeQueen, Ark.
Leo Young, E, 1931, Ferriday, La.
Malcom Young, 1945, Greensburg, Pa.
Michael Young, DB, 1995, 96, Crystal Springs, Miss.
Michael Young, DB, 1990, 91, 92, 93, Ruston, La.
Ray Young, 1940, St. Louis, Mo.
Rodney Young, DT, 1986, 87, 88, Shreveport, La.
Trent Young, DB, 1992, St. Martinville, La.
Roelof Ytsma, C, 1992, Campbell, Calif.

ZZZZZ

Zeek Zacharie, TE, 2006, 07, Cade, La.
Nathan Zametto, QB, 1956, 57, Greenwood, Miss.
Ben Zapata, OG, 2000, 01, 02, 03, Covington, La.
Vince Zappone, RB, 1949, 50, 51, Greensburg, Pa.
Irving Zeidman, 1940
Joey Zimmer, OL, 2004, 05, Hester, La.
Don Zimmerman, WR, 1970, Monroe, La.
Victor Zordan, C, 1989, 90, 91, 92, Tioga, La.



CB Pat Dennis
(1998, 1997)
Sporting News (Fr., 2nd)
Football News (3rd)



DE James Folston
(1993)
Walter Camp, AP,
Football Gazette (1st);
Sports Network (2nd)




OG Raymond Batiste
(1993)
Walter Camp, AP,
Football Gazette,
Sports Network (1st)



RB Irving Spikes
(1993)
AP, Football Gazette
(2nd); Sports
Network (3rd)



QB Robert Cobb
(1993)
Football Gazette (3rd)



PK Roger Miller
(1993)
AP (3rd)



RB Roosevelt Potts
(1992)
Kodak, Football
Gazette, NFL Draft
Report (1st)



WR Vincent Brisby
(1992)
Walter Camp, Football
Gazette, NFL Draft
Report (1st); AP,
Sports Network (2nd)



RB Greg Robinson
(1992)
NFL Draft Report
(1st); Football Gazette
(2nd)



C Vic Zordan
(1992)
Walter Camp, AP,
Sports Network,
Football Gazette (1st);
NFL Draft Report (2nd)



OG Jeff Blackshear
(1992)
Kodak, NFL Draft
Report (1st);
AP, Football Gazette
(2nd)



OG Darren Rimmer
(1992)
CoSIDA Academic
(2nd)



LB Bennie Bazley
(1992)
NFL Draft Report (3rd)



FS Curtis Harrison
(1992)
Football Gazette (3rd)



DT Matt Shepherd
(1992)
Football Gazette (3rd)



OT Rob Wallow
(1991)
Football Gazette (2nd)



RB Cisco Richard
(1990)
Sports Network (1st);
AP (2nd)



OG Reggie Lawson
(1990)
Sports Network (2nd)



TE Jackie Harris
(1988 & 1989)
1989 Kodak, Sports
Network (1st); 1988
Sports Network (2nd)



DB Cyril Crutchfield
(1987 & 1988)
1988 AP, Kodak,
Walter Camp, Sports
Network, Football
Gazette (1st);
1987 AP (2nd)



DT Claude Brumfield
(1987)
Kodak, Walter Camp,
Sports Network,
Football News (1st);
AP (2nd)




OT John Clement
(1987)
AP, Walter Camp,
Sports Network, Foot-
ball News (1st); NFL
Draft Report (3rd)



PK Teddy Garcia
(1987)
Football News, NFL
Draft Report (1st)



QB Stan Humphries
(1987)
NFL Draft Report
(1st); AP (3rd)



DE Will Johnson
(1986)
AP (2nd)



DB Mike Turner
(1985)
AP (1st)



OG Mike Grantham
(1983 & 1984)
AP (1st, both years)



TE Joey Evans
(1983 & 1984)
AP (2nd, both years)



**LB Ronnie
Washington**
(1984)
AP (3rd)



OT Chris Weaver
(1983)
AP (2nd)



PK Jesse Garcia
(1983)
AP (2nd)



DT Bennie Jones
(1983)
AP (2nd)



DB David Outley
(1983)
AP (2nd)



C Arthur Christophe
(1982)
AP (1st)



DB Bruce Daigle
(1982)
AP (1st)



OT Mike Bialas
(1974 & 1975)
1975 CoSIDA D-I (2nd);
1984 CoSIDA D-II (1st)



TE Fred Coleman
(1974)
Division II AP (2nd)



DT-LB Glenn Fleming
(1973 & 1974)
AP D-II (1st, both years)



DT George "Bubba" Ellis
(1973)
Universal Sports (2nd)



RB Jimmy Edwards
(1972)
AP (1st)



RB Van Lambert
(1971)
CoSIDA (2nd)



RB Joe Profit
(1970)
AP (1st); AFCA, NAIA (2nd)




P Tom Miller
(1970)
CoSIDA (1st)



DT Kenneth Frith
(1968)
AP, AFCA, NAIA (2nd)



C Vic Bender
(1967)
AP, AFCA, NAIA (1st)



OG Billy Foster
(1962)
Williamson (3rd)



E Joe Driskill
(1958)
AP (2nd)



RB Aubrey Wade
(1956)
Williamson (1st)

ULM's Junior College All-America Selections

- G Claude Brawner, 1947:** Williamson (1st)
- C Hugh Smith, 1947:** Williamson (2nd)
- T Charles "Bud" Cain, 1946:** Williamson (2nd)
- G Joe Bob Tyler, 1946:** Williamson (2nd)
- HB Tommy Hines, 1946:** Williamson (2nd)

RETIRED NUMBERS

#11

STAN HUMPHRIES
(Quarterback, 1986-87)



- Quarterbacked ULM to the 1987 I-AA National Championship, passing for 1,397 yards and 11 TDs in the four playoff wins.
- A first-team All-American, and the Southland Conference and Louisiana Offensive Player of the Year.
- Finished his two-year career with 4,395 passing yards and 29 touchdowns.
- Set records for career 300-yard games (6) and consecutive games with a TD pass (10).
- ULM Hall of Fame.
- Number retired in March of 1995.
- Played in the NFL for 10 years, first with the Washington Redskins, and later with the San Diego Chargers. Led the Chargers to the Super Bowl in 1995.

#40

JOE PROFIT
(Running Back, 1967-70)



- The all-time leading rusher of the Gulf States Conference with 2,818 yards.
- Ended his career as ULM's all-time leading rusher.
- First-Team All-American.
- Gulf States Conference Athlete of the Year.
- Rushed for 100 yards or more 13 times.
- ULM's only first-round NFL draft pick, going to the Atlanta Falcons as the seventh pick in 1971.
- ULM Hall of Fame.
- Inducted into the Louisiana Sports Hall of Fame in 1999.
- First to have his number retired, following senior season.

SUN BELT (I-A)

- 2007:** RB Calvin Dawson (1st)
OL Kyle Cunningham (1st)
P Scott Love (1st)
TE Zeek Zacharie (2nd)
DL David Cooper (2nd)
LB Cardia Jackson (2nd)
DB Greg James (2nd)
RB Frank Goodin (HM)
DL Aaron Morgan (HM)
- 2006:** RB Calvin Dawson (1st)
S Kevin Payne (1st)
OL Kyle Cunningham (2nd)
WR LaGregory Sapp (2nd)
TE Zeek Zacharie (2nd)
K Cole Wilson (2nd)
C Adam Hill (HM)
S Josh Thompson (HM)
- 2005:** QB Steven Jyles (1st; POY)
WR Drouzon Quillen (1st)
TE Joey Trappey (1st)
DE Brandon Guillory (1st)
DB Chaz Williams (1st)
P Joel Stelly (1st)
OL Kyle Cunningham (2nd)
DB Kevin Payne (2nd)
LB Jason Schule (HM)
OL Adam Hill (HM)
- 2004:** DL Brandon Guillory (1st)
OL Bruce Hampton (1st)
DB Chris Harris (1st)
P Joel Stelly (1st)
LB John Winchester (2nd)
- 2003:** DB Chris Harris (1st)
P Joel Stelly (1st)
WR Charles Estes (1st)
RB Kevin Payne (FOY, 2nd)
LB Maurice Sonnier (2nd)
WR Mack Vincent (2nd)
OL Bruce Hampton (2nd)
RB Kevin Payne (FOY)
- 2002:** WR Mack Vincent (1st)
TB Bryant Jacobs (2nd)
DE John Thompson (2nd)
LB Carlos Hughes (2nd)
FS Chris Harris (2nd)



Adam Hill

- 2001:** DT Donald Malveaux (1st)
LB Maurice Sonnier (2nd)
SS Detric Buckels (2nd)

I-A INDEPENDENT


- 1999:** RB Mike Mitchell, FN (1st)
C Shane Pittard, FN (1st)
DB Pat Dennis, FN (1st)
DE Jonathan Foster, FN (1st)
- 1998:** DB Pat Dennis, FN (3rd)
- 1997:** DE Steve Foley, FN (1st)
- 1996:** CB Alonzo Hampton (1st)
WR Marty Booker (2nd)
DT Steve Foley (2nd)
OL James Landers (2nd)
DT Felix Richardson (2nd)
WR Derrick Bridges (3rd)
OL Tommy Franklin (3rd)
OL Shane Pittard (3rd)
P Jason Pope (3rd)
FS Travis Singleton (3rd)
- 1995:** WR Stepfret Williams (1st),
QB Raymond Philyaw (2nd),
TE Keith Dailey (1st), FN (1st)
OG Orlando Bobo (1st)
OT Shawn Jenkins (3rd)
DE Steve Foley (3rd)
CB Corey Sampson (3rd)
RB Carson Fields (HM)
LB Chad Nerenberg (HM)
DB Alonzo Hampton (HM)
R Michael Young (HM)
P Jason Pope (HM)
- 1994:** C John Barbee, DT (1st)
WR Stepfret Williams (1st)
DT Shawn King (1st)
DB Conrad Clarks (1st)
P Brian Lambert (1st)
LB Damon Poage (2nd)
QB Raymond Philyaw (3rd)
TE Charles Randolph (3rd)
OL Alvin Paschal (3rd)
OL Orlando Bobo (3rd)
OL Chris Stortz (3rd)
FB Eric Foster (HM)
DB Alonzo Hampton (HM)
KR Kevin Washington (HM)

SOUTHLAND (I-AA)

- 1993:** QB Robert Cobb (1st)
RB Irving Spikes (1st)
WR Stepfret Williams (1st)
OG Raymond Batiste (1st)
C John Barbee (1st)
DE James Folston (1st)
KR Kevin Washington (1st)
TE James Boyette (2nd)
K Roger Miller (2nd)
DT Arthur Bussie (2nd)
LB Phillip King (2nd)
DB Michael Young (2nd)
- 1992:** QB Wendal Lowrey (1st)
RB Roosevelt Potts (1st)
RB Greg Robinson (1st)
WR Vincent Brisby (1st)
C Vic Zordan (1st)
LB Bennie Bazley (1st)
FS Curtis Harrison (1st)
DE James Folston (1st)
DT Matt Shepherd (1st)
OG Jeff Blackshear (2nd)
OT Andy Bellamy (2nd)
TE Craig Pederson (2nd)
KR Chris Hickman (2nd)
P Chad McCarty (2nd)
- 1991:** RB Roosevelt Potts (1st)
WR Erich Cox (1st)
WR Vincent Brisby (1st)
OT Rob Wallow (1st)
DT Matt Shepherd (1st)
QB Wendal Lowrey (2nd)
OT Jon Heidenreich (2nd)
LB Bennie Bazley (2nd)
FS Curtis Harrison (2nd)
C Vic Zordan (2nd)
- 1990:** RB Cisco Richard (1st)
OG Reggie Lawson (1st)
DE Anthony Williams (1st)
DT Norman Amos (1st)
LB Rod Moon (1st)
QB Doug Pederson (2nd)
WR Kenny Burton (2nd)
- 1989:** TE Jackie Harris (1st), HP(1st)
LB Rod Moon (1st), HP (2nd)



Pat Dennis



Wendal Lowrey



Tag Rome

- OT Reggie Lawson (2nd), HP (1st)
- DB Hiram Porter HP (1st)
- DB Spencer Ellison (2nd), HP (1st)
- QB Doug Pederson HP (2nd)
- RB Cisco Richard (2nd), HP (2nd)
- DE Anthony Williams HP (2nd)
- 1988:** TE Jackie Harris (1st)
- OG Reggie Lawson (1st)
- S Cyril Crutchfield (1st)
- WR Cisco Richard (2nd)
- CB Richard Green (2nd)
- 1987:** QB Stan Humphries (1st)
- WR Mike Manzullo (1st)
- OT John Clement (1st)
- PK Teddy Garcia (1st)
- DT Claude Brumfield (1st)
- DB Cyril Crutchfield (1st)
- DB Richard Green (1st)
- FB Tommy Minvielle (2nd)
- TE Jackie Harris (2nd)
- OT Bo Swilley (2nd)
- OG Scott Davis (2nd)
- DT Claude Brumfield (2nd)
- DB Charles Durham (2nd)
- DB Cyril Crutchfield (2nd)
- 1986:** TE Tommy Jackson (1st)
- DL Will Johnson (1st)
- 1985:** QB Bubby Brister (1st)
- WR Chris Jones (1st)
- OG Scott Davis (1st)
- DB Mike Turner (1st)
- DE Will Johnson (2nd)
- 1984:** TE Joey Evans (1st)
- OG Mike Grantham (1st)
- QB Rodney Horn (1st)
- LB Ronnie Washington (1st)
- DB Darrell Slater (1st)
- C Scott Davis (2nd)
- K Teddy Garcia (2nd)
- DE Will Johnson (2nd)
- DT Bennie Jones (2nd)
- DB Mike Turner (2nd)
- 1983:** TE Joey Evans (1st)
- OG Mike Grantham (1st)
- OT Chris Weaver (1st)
- WR Tag Rome (1st)

- K Jesse Garcia (1st)
- DE Barry Broussard (1st)
- DT Bennie Jones (1st)
- DB David Outley (1st)
- DB Bruce Daigle (1st)
- C Paul Harris (2nd)
- RB Bobby Craighead (2nd)
- DE Glenn Egan (2nd)
- DT Tony Crews (2nd)
- LB Ronnie Washington (2nd)
- 1982:** WR Tag Rome (1st)
- TE Bobby Craighead (1st)
- C Arthur Christophe (1st)
- LB Ricky Sanders (1st)
- DB Bruce Daigle (1st)
- QB John Holman (2nd)
- WR Bobby Lewis (2nd)
- OG Jimmy Chandler (2nd)
- K Ben Simmons (2nd)
- DE Phil Brewer (2nd)
- DT Kenny Lieux (2nd)
- LB Ronnie Washington (2nd)
- DB Mike Howard (2nd)
- DB Roosevelt Straughter (2nd)

ALL-SOUTH INDEPENDENT (I-A)

- 1981:** DB Jody Norman (1st)
- WR Alfred Kinney (2nd)
- C Arthur Christophe (2nd)
- OG Jimmy Chandler (2nd)
- LB Ricky Sanders (2nd)
- 1980:** DB Jody Norman (2nd)
- C Arthur Christophe (2nd)
- 1979:** DB Vic Minor (2nd)
- LB Harold Thompson (2nd)
- P Bill Weimer (2nd)
- 1978:** DB Roy Binion (1st)
- WR John Floyd (2nd)
- LB Harold Thompson (2nd)

ALL-SOUTH INDEPENDENT (DIVISION I)

- 1977:** WR John Floyd (2nd)
- 1976:** WR John Floyd (1st)
- 1975:** NG Glenn Fleming (1st)

GULF STATES CONFERENCE

- 1970:** RB Joe Profit (1st)
- OT Ross Davis (1st)
- DT Gil Matherne (1st)
- DG Jimmy Aarons (1st)
- DB Wayne Matherne (1st)
- P Tom Miller (1st)
- 1969:** RB Joe Profit (1st)
- DG Jimmy Aarons (1st)
- DB Wayne Matherne (1st)
- 1968:** RB Joe Profit (1st)
- OE Al Miller (1st)
- OT Rodger Bowman (1st)
- DE Gary Strawhun (1st)
- DT Kenneth Frith (1st)
- DG Greg Jubert (1st)
- DB Ronnie Boudreaux (1st)
- 1967:** FB Bobby Scafidel (1st)
- OE Al Miller (1st)
- C Vic Bender (1st)
- OG Joe Bondurant (1st)
- DT Charles Rogers (1st)
- LB Wayne Cunningham (1st)
- DB Larry Johnson (1st)
- 1966:** DE Charles Rohner (1st)
- DT Ronnie Sumter (1st)
- DG Greg Jubert (1st)

- OT James Kirkendall (1st)
- C Vic Bender (1st)
- RB Alton Thomas (1st)
- RB Bobby Scafidel (1st)
- K Clark Blake (1st)
- 1965:** DT Preston Hollier (1st)
- DB Alton Thomas (1st)
- DT Ronnie Sumter (2nd)
- 1964:** HB R.F. Wilson (1st)
- DT Preston Hollier (1st)
- 1963:** FB Willie Ragan (2nd)
- G James Kirkendall (3rd)
- 1962:** T Ross Nolan (1st)
- G Larry Ramin (1st)
- HB Ken Newton (1st)
- E Wendall Drost (2nd)
- G Billy Foster (2nd)
- 1961:** T Ross Nolan (1st)
- FB Willie Ragan (2nd)
- G Larry Ramin (2nd)
- E Wendall Drost (3rd)
- G Terry Brunet (3rd)
- 1960:** E Charlie Barnes (1st)
- HB Al Ott (2nd)
- T Delmas Thorne (2nd)
- HB Ferdy Cruce (3rd)
- 1959:** E Charlie Barnes (2nd)
- E Pete Covington (2nd)
- T Delmas Thorne (2nd)
- FB Smokey Stover (2nd)
- G Al Feeney (3rd)
- QB Everett Reynolds (1st)
- T Jim Brent (1st)
- HB Jim Laudadio (1st)
- FB Lloyd Ray Smith (1st)
- 1957:** E Joe Driskill (1st)
- G Gerald Elkins (1st)
- HB Don Reynolds (2nd)
- E Jim Knox (3rd)
- HB Robert McGough (3rd)
- 1956:** HB Aubrey Wade (1st)
- E Joe Driskill (2nd)
- G Lloyd Williams (3rd)
- C James "Chick" Childress (3rd)
- G Jimmy Berry (3rd)
- 1955:** HB Aubrey Wade (2nd)
- T Francis "Red" Yocum (2nd)
- E Joe Driskill (3rd)
- FB Mack Powell (3rd)
- 1954:** T Francis "Red" Yocum (2nd)
- 1953:** T Francis "Red" Yocum (2nd)





ALL-LOUISIANA / POSTSEASON ALL-STARS

ALL-LOUISIANA

2007: 1st Team - RB Calvin Dawson, OL Kyle Cunningham, TE Zeek Zacharie, DB Greg James; 2nd Team - DL David Cooper, P - Scott Love; HM - OL Adam Hill

2006: 1st Team - RB Calvin Dawson, S Kevin Payne; 2nd Team - OL Kyle Cunningham, S Josh Thompson

2005: 1st Team - TE Joey Trappey, WR Drouzon Quillen, CB Chaz Williams, DE Brandon Guillory, P Joel Stelly; 2nd Team - QB Steven Jyles, DB Kevin Payne

2004: 1st Team - P Joel Stelly, DB Chris Harris; 2nd Team - TE Joey Trappey, DL Brandon Guillory, LB John Winchester

2003: 1st Team - P Joel Stelly, 2nd Team- DB Chris Harris

2002: 2nd Team - WR Mack Vincent, Freshman of the Year - Steven Jyles

2001: 2nd Team - DT Donald Malveaux

1999: 1st Team - DL Jonathan Foster; DB Pat Dennis; 2nd Team - RB Michael Mitchell

1998: 1st Team - DB Pat Dennis; 2nd Team - WR Marty Booker, LB Sirl Wright, DB Brian Taylor; HM - OL James Landers, DL Lionel Barnes, DL Jonathan Foster, DB Dee Jefferson

1997: 1st Team - DE Steve Foley (Defensive POY), NG Felix Richardson; 2nd Team - RB Marquis Williams, C Tommy Franklin, LB Sirl Wright, FS Brian Taylor; HM - OT James Landers, CB Pat Dennis, SS Dee Jefferson

1996: 2nd Team - WR Marty Booker, CB Alonzo Hampton, FS Travis Singleton. HM - QB Raymond Philyaw, OL Tommy Franklin, DT Steve Foley, P Jason Pope.

1995: 1st Team - WR Stepfret Williams, OG Orlando Bobo. 2nd Team - CB/FS Alonzo Hampton, P Jason Pope. HM - QB Raymond Philyaw, LB Chad Nerenberg, CB Corey Sampson.

1994: 1st Team - WR Stepfret Williams, DT Shawn King. 2nd Team - C John Barbee, OL Alvin Paschal, LB Damon Poage, P Brian Lambert. HM - QB Raymond Philyaw.

1993: 1st Team - QB Robert Cobb (Offensive Player of the Year), RB Irving Spikes (Newcomer of the Year), WR Stepfret Williams, OG Raymond Batiste, DE James Folston. 2nd Team - C John Barbee. HM - KR Kevin Washington, DT Arthur Bussie, DB Larry Whigham, DB Michael Young.

1992: 1st Team - QB Wendal Lowrey, RB Roosevelt Potts, RB Greg Robinson, WR Vincent Brisby, OG Jeff Blackshear, LB Bennie Bazley, FS Curtis Harrison, DE James Folston, DT Matt Shepherd. 2nd Team - C Vic Zordan.

1991: 1st Team - RB Roosevelt Potts, WR Erich Cox, OT Rob Wallow, DT Matt Shepherd. 2nd Team - QB Wendal Lowrey (Co-Newcomer of the

Year), WR Vincent Brisby, DB Curtis Harrison. HM - OT Jon Heidenreich, C Vic Zordan, LB Bennie Bazley, P Chad McCarty.

1990: 1st Team - KR Cisco Richard, OG Reggie Lawson, DE Anthony Williams, LB Rod Moon. 2nd Team - RB Cisco Richard, RB Roosevelt Potts, DT Norman Amos, P Chad McCarty.

1989: 1st Team - TE Jackie Harris, OT Reggie Lawson, RB Cisco Richard. 2nd Team - DT Norman Amos, DB Spencer Ellison.

1988: 1st Team - TE Jackie Harris, DB Cyril Crutchfield. 2nd Team - OG Reggie Lawson.

1987: 1st Team - QB Stan Humphries (Offensive Player of the Year), TE Jackie Harris, OT John Clement, OG David Muse, K Teddy Garcia, DT Claude Brumfield, DB Cyril Crutchfield. 2nd Team - FB Tommy Minvielle, OG Reggie Lawson, LB Terry Jones, DB Richard Green.

1986: 2nd Team - OT Bo Swilley, OG Scott Davis, K Teddy Garcia, DE Will Johnson, DB Cryll Crutchfield, DB Charles Durham.

1985: 1st Team - QB Bubby Brister (Offensive Player of the Year), OT Bo Swilley, DB Mike Turner. 2nd Team - WR Chris Jones, OG Scott Davis, DE Will Johnson.

1984: 1st Team - TE Joey Evans, OG Mike Grantham, C Scott Davis, DE Will Johnson, LB Ronnie Washington, DB Darrell Slater. 2nd Team - DT Bennie Jones, K Teddy Garcia.

1983: 1st Team - K Jesse Garcia (Newcomer of the Year), WR Tag Rome, OT Chris Weaver, OG Mike Grantham, RB Bobby Craighead, DE Barry Broussard, DB David Outley. 2nd Team - TE Joey Evans, C Paul Harris, DT Bennie Jones, LB Ronnie Washington.

1982: 1st Team - WR Tag Rome, C Arthur Christophe, DB Bruce Daigle. 2nd Team - OT Chris Weaver, OG Jimmy Chandler, LB Ricky Sanders.

1981: 1st Team - OT Scott Boucher, C Arthur Christophe, DB Jody Norman. 2nd Team - WR Alfred Kinney, P Bill Weimer.

1980: DT Ken Poole, K Bubba Touns.

1979: DB Vic Minor.

1978: WR John Floyd, DB Roy Binion.

1976: QB Mike Howell (did not make the team but named Freshman of the Year).

1975: QB Joe Bruner (Offensive Player of the Year), OG Plez Jenkins, LB Glenn Fleming.

1974: DT Glenn Fleming, WR Harvey Johnson.

1972: RB Jimmy Edwards (LSWA, Gridweek), OT Jimmy Jones (Gridweek).

1971: OT Jimmy Jones, OG Grover Mann, WR Rubin Jones, DT Roy Peters, P Danny Lee (Monroe World All-Louisiana Independent).

POST-SEASON ALL-STAR GAMES

All-American Bowl, Tucson, Ariz:
E Joe Driskill, 1958

Blue-Gray Game:
WR Marty Booker, 1998
DE Steve Foley, 1997
WR Stepfret Williams, 1995
OL Alvin Paschal, 1994
DB Larry Whigham, 1993
RB Roosevelt Potts, 1992
RB Greg Robinson, 1992
K Teddy Garcia, 1987 (South Off. MVP)
DB Mike Turner, 1985

Chicago Tribune All-Star Game:
RB Joe Profit, 1971

Coaches All-America Game:
RB Joe Profit, 1971
C Vic Bender, 1968

East-West Shrine Game:
WR Marty Booker, 1998
DT Shawn King, 1994
DE James Folston, 1993
DB Larry Whigham, 1993
TE Jackie Harris, 1989
K Jesse Garcia, 1983

Hula Bowl:
S Chris Harris, 2004
DE Steve Foley, 1997 (did not go)
DT Shawn King, 1994 (did not go)
RB Irving Spikes, 1993
DE James Folston, 1993
RB Greg Robinson, 1992

Las Vegas All-American Classic:
DE Brandon Guillory, 2005

Magnolia Gridiron Classic:
QB Steven Jyles, 2005
TE Joey Trappey, 2005
DB Shelton Williams, 2005

North-South Shrine Game:
RB Joe Profit, 1970

Senior Bowl:
S Kevin Payne, 2006
DE Steve Foley, 1997
WR Stepfret Williams, 1995
DT Shawn King, 1994
RB Roosevelt Potts, 1992 (South Off. MVP)
QB John Holman, 1983
RB Joe Profit, 1971 (Outstanding Back)

Texas vs. the Nation:
OL Adam Hill, 2007
OL Kyle Cunningham, 2007