

L U G E L U G E



Eugen Radu, ROM, Men's Luge

A L B E L L O / G E T T Y I M A G E S



Luge Contents

General

- Competition Schedule
- Entry List by NOC
- Medallists by Event
- Medal Standings
- Official Communications

Men's Singles

- Results - Training Run 1 - M Singles
- Results - Training Run 2 - M Singles
- Results - Training Run 3 - M Singles
- Results - Training Run 4 - M Singles
- Results - Training Run 5 - M Singles
- Results - Training Run 6 - M Singles
- Race Analysis - By Rank - Training Run 1 - M Singles
- Race Analysis - By Rank - Training Run 2 - M Singles
- Race Analysis - By Rank - Training Run 3 - M Singles
- Race Analysis - By Rank - Training Run 4 - M Singles
- Race Analysis - By Rank - Training Run 5 - M Singles
- Race Analysis - By Rank - Training Run 6 - M Singles
- Start List - Competition - Run 1 - M Singles
- Start List - Competition - Run 2 - M Singles
- Start List - Competition - Run 3 - M Singles
- Start List - Competition - Run 4 - M Singles
- Competition Data - M Singles
- Final Results - Competition - M Singles
- Race Analysis - By Rank - Competition - M Singles
- New Track Records - M Singles

Women's Singles

- Results - Training Run 1 - W Singles
- Results - Training Run 2 - W Singles
- Results - Training Run 3 - W Singles
- Results - Training Run 4 - W Singles
- Results - Training Run 5 - W Singles
- Results - Training Run 6 - W Singles
- Race Analysis - By Rank - Training Run 1 - W Singles
- Race Analysis - By Rank - Training Run 2 - W Singles
- Race Analysis - By Rank - Training Run 3 - W Singles
- Race Analysis - By Rank - Training Run 4 - W Singles
- Race Analysis - By Rank - Training Run 5 - W Singles
- Race Analysis - By Rank - Training Run 6 - W Singles
- Start List - Competition - Run 1 - W Singles
- Start List - Competition - Run 2 - W Singles
- Start List - Competition - Run 3 - W Singles
- Start List - Competition - Run 4 - W Singles
- Competition Data - W Singles



Luge Contents (continued)

Final Results - Competition - W Singles
Race Analysis - By Rank - Competition - W Singles
New Track Records - W Singles

Doubles

Results - Training Run 1 - Doubles
Results - Training Run 2 - Doubles
Results - Training Run 3 - Doubles
Results - Training Run 4 - Doubles
Results - Training Run 5 - Doubles

Race Analysis - By Rank - Training Run 1 - Doubles
Race Analysis - By Rank - Training Run 2 - Doubles
Race Analysis - By Rank - Training Run 3 - Doubles
Race Analysis - By Rank - Training Run 4 - Doubles
Race Analysis - By Rank - Training Run 5 - Doubles

Start List - Competition - Run 1 - Doubles
Start List - Competition - Run 2 - Doubles
Competition Data - Doubles
Final Results - Competition - Doubles
Race Analysis - By Rank - Competition - Doubles
New Track Records - Doubles



COMPETITION SCHEDULE / CALENDRIER DES ÉPREUVES

TUE 5 FEB 2002 / MAR 5 FEV 2002 14:55

Date	Start Time	Estimated Finish Time	Event	Location
10 FEB 2002	16:00	17:20	Men's Singles Run 1	UOP Track
	17:50	19:10	Men's Singles Run 2	UOP Track
11 FEB 2002	9:00	10:20	Men's Singles Run 3	UOP Track
	10:50	12:10	Men's Singles Run 4	UOP Track
12 FEB 2002	16:00	17:10	Women's Singles Run 1	UOP Track
	17:40	18:50	Women's Singles Run 2	UOP Track
13 FEB 2002	16:00	17:10	Women's Singles Run 3	UOP Track
	17:40	18:50	Women's Singles Run 4	UOP Track
15 FEB 2002	9:00	9:40	Doubles Run 1	Utah Olympic Park
	10:10	10:50	Doubles Run 2	Utah Olympic Park



NOC	Name	Discipline or Function	FIL Number	Position	Date of Birth	Height	Weight
Argentina (ARG)							
	GONZALEZ Marcelo	Men's Singles	LGARG12411196501		24 Nov 1965	1.80 m / 5' 11"	90 kg 198 lbs
	GONZALEZ Ruben O	Men's Singles	LGARG12607196201		26 Jul 1962	1.80 m / 5' 11"	90 kg 198 lbs
	ATANCE Christian Eduardo	Team Leader					
Austria (AUT)							
	KLEINHEINZ Markus	Men's Singles	LGAUT12708197601		27 Aug 1976	1.80 m / 5' 11"	85 kg 187 lbs
	MARGREITER Rainer	Men's Singles	LGAUT12606197501		26 Jun 1975	1.90 m / 6' 3"	90 kg 198 lbs
	PROCK Markus	Men's Singles	LGAUT12206196401		22 Jun 1964	1.84 m / 6' 0"	88 kg 194 lbs
	EDER Simone	Women's Singles	LGAUT22104197401		21 Apr 1974	1.68 m / 5' 6"	64 kg 141 lbs
	MANZENREITER Sonja	Women's Singles	LGAUT21807197501		18 Jul 1975	1.63 m / 5' 4"	65 kg 143 lbs
	NEUNER Angelika	Women's Singles	LGAUT22312196901		23 Dec 1969	1.72 m / 5' 8"	64 kg 141 lbs
	LINGER Andreas	Doubles	LGAUT13105198101	F	31 May 1981	1.84 m / 6' 0"	80 kg 176 lbs
	LINGER Wolfgang	Doubles	LGAUT10411198201	B	04 Nov 1982	1.75 m / 5' 9"	70 kg 154 lbs
	SCHIEGL Tobias	Doubles	LGAUT10510197301	F	05 Oct 1973	1.88 m / 6' 2"	90 kg 198 lbs
	SCHIEGL Markus	Doubles	LGAUT10706197501	B	07 Jun 1975	1.77 m / 5' 10"	72 kg 159 lbs
	RUEDL MAG Gerhard	Coach					
	SANDBICHLER Gerhard	Coach					
	STERN Stephan	Coach					
	MILLER Hildegard	Doctor					
	HOFBAUER Martin	Physiotherapist					
	MAYREGGER Gerhard	Team Leader					
Bermuda (BER)							
	SINGLETON Patrick	Men's Singles	LGBER11508197401		15 Aug 1974	1.76 m / 5' 9"	73 kg 161 lbs
	SINGLETON Thomas Derek	Team Leader					
Brazil (BRA)							
	MIZOGUCHI Renato H G	Men's Singles	LGBRA12709197501		27 Sep 1975	1.80 m / 5' 11"	63 kg 139 lbs
	RASCHINI Ricardo	Men's Singles	LGBRA11405196701		14 May 1967	1.81 m / 5' 11"	86 kg 190 lbs
Canada (CAN)							
	MOFFAT Chris	Men's Singles	LGCAN12209197901	F	22 Sep 1979	1.86 m / 6' 1"	89 kg 196 lbs
	CONNELLY Kyle	Men's Singles	LGCAN12204198001		22 Apr 1980	1.80 m / 5' 11"	89 kg 196 lbs
	SEITZ Tyler	Men's Singles	LGCAN11308197601		13 Aug 1976	1.82 m / 6' 0"	92 kg 203 lbs
	LAUSCHER Regan	Women's Singles	LGCAN22102198001		21 Feb 1980	1.74 m / 5' 9"	68 kg 150 lbs
	ALBRECHT Grant	Doubles	LGCAN12901198101	F	29 Jan 1981	1.94 m / 6' 4"	90 kg 198 lbs
	MOFFAT Mike	Doubles	LGCAN12705198201	B	27 May 1982	1.77 m / 5' 10"	80 kg 176 lbs
	MOFFAT Chris	Doubles	LGCAN12209197901	F	22 Sep 1979	1.86 m / 6' 1"	89 kg 196 lbs
	POTHIER Eric	Doubles	LGCAN10308197901	B	03 Aug 1979	1.82 m / 6' 0"	70 kg 154 lbs
	COREY Walter Ralph	Coach					
	RAINER Maria Luise	Coach					
	FARSTAD Tim Greig	Team Leader					
	POOLE Jason Wayne	Technical Personnel					
Czech Republic (CZE)							
	KVICALA Michal	Men's Singles	LGCZE12401198101		24 Jan 1981	1.77 m / 5' 10"	81 kg 179 lbs
	JERIOVA Marketa	Women's Singles	LGCZE21006197601		10 Jun 1976	1.71 m / 5' 7"	65 kg 143 lbs
	KINZEL Petr	Coach					
	OLES Petr	Coach					
France (FRA)							
	FRICHETEAU Yann	Men's Singles	LGFRA11406197901		14 Jun 1979	1.79 m / 5' 10"	81 kg 179 lbs
	ROUSSEAU Johan	Men's Singles	LGFRA10810197801		08 Oct 1978	1.80 m / 5' 11"	80 kg 176 lbs
	OUGIER Melanie	Women's Singles	LGFRA21105198401		11 May 1984	1.69 m / 5' 7"	73 kg 161 lbs
	HAHN Bernd	Coach					
	TARGET Christian	Coach					
	NAJMI Marwan	Physiotherapist					
	MANZENREITER Robert	Technical Personnel					
Great Britain (GBR)							
	HATTON Mark	Men's Singles	LGGBR12803197301		28 Mar 1973	1.83 m / 6' 0"	89 kg 196 lbs
	ARMSTRONG Mark	Team Leader					
Germany (GER)							
	ALBERT Karsten	Men's Singles	LGGER11310196801		13 Oct 1968	1.86 m / 6' 1"	90 kg 198 lbs
	GEPPERT Denis	Men's Singles	LGGER12401197601		24 Jan 1976	1.80 m / 5' 11"	85 kg 187 lbs
	HACKL Georg	Men's Singles	LGGER10909196601		09 Sep 1966	1.72 m / 5' 8"	81 kg 179 lbs



LEITNER Patric-Fritz	Doubles	LGGER12302197701	F	23 Feb 1977	1.89 m /	6' 2"	89 kg	196 lbs
RESCH Alexander	Doubles	LGGER10504197901	B	05 Apr 1979	1.79 m /	5' 10"	72 kg	159 lbs
SKEL Steffen	Doubles	LGGER11406197201	F	14 Jun 1972	1.88 m /	6' 2"	95 kg	209 lbs
WOELLER Steffen	Doubles	LGGER11009197201	B	10 Sep 1972	1.75 m /	5' 9"	73 kg	161 lbs
GLASS Bernhard	Coach							
HAHN Norbert	Coach							
HILLEBRAND Martin	Coach							
SCHWAB Thomas	Coach							
STAUDINGER Wolfgang	Coach							
SCHOLZ Wolfgang	Technical Personnel							
India (IND)								
KESHAVAN Shiva	Men's Singles	LGIND12508198101		25 Aug 1981	1.78 m /	5' 10"	75 kg	165 lbs
SUDHAKARAN K P	Coach							
Virgin Islands (ISV)								
ABERNATHY Anne	Women's Singles	LGISV21204195301		12 Apr 1953	1.65 m /	5' 5"	75 kg	165 lbs
BROWNE Dinah	Women's Singles	LGISV22711196901		27 Nov 1969	1.65 m /	5' 5"	65 kg	143 lbs
SIMONS Dallas A	Team Leader							
Italy (ITA)								
HUBER Wilfried	Men's Singles	LGITA11511197001	B	15 Nov 1970	1.72 m /	5' 8"	73 kg	161 lbs
RAINER Reinhold	Men's Singles	LGITA12908197301		29 Aug 1973	1.82 m /	6' 0"	81 kg	179 lbs
ZOEGGELER Armin	Men's Singles	LGITA10401197401		04 Jan 1974	1.81 m /	5' 11"	79 kg	174 lbs
FEICHTER Maria	Women's Singles	LGITA22908198201		29 Aug 1982	1.70 m /	5' 7"	70 kg	154 lbs
OBKIRCHER Natalie	Women's Singles	LGITA20702197101		07 Feb 1971	1.67 m /	5' 6"	65 kg	143 lbs
SCHIEFER Waltraud	Women's Singles	LGITA21107197901		11 Jul 1979	1.68 m /	5' 6"	58 kg	128 lbs
PLANKENSTEINER Gerhard	Doubles	LGITA10804197101	F	08 Apr 1971	1.88 m /	6' 2"	94 kg	207 lbs
HASELRIEDER Oswald	Doubles	LGITA12208197101	B	22 Aug 1971	1.79 m /	5' 10"	70 kg	154 lbs
OBERSTOLZ Christian	Doubles	LGITA10808197701	F	08 Aug 1977	1.78 m /	5' 10"	80 kg	176 lbs
GRUBER Patrick	Doubles	LGITA13101197801	B	31 Jan 1978	1.70 m /	5' 7"	70 kg	154 lbs
ANDREATTA Marco	Coach							
HUBER Norbert	Coach							
KAMMERER Bernhard	Coach							
MESSNER Paul	Coach							
de MARCHI Alessandro	Coach							
REGELE Max	Doctor							
SCHILLING Josef	Physiotherapist							
RAFFL Hansjoerg	Team Leader							
Japan (JPN)								
USHIJIMA Shigeaki	Men's Singles	LGJPN11307197701		13 Jul 1977	1.77 m /	5' 10"	79 kg	174 lbs
KOBAYASHI Yumie	Women's Singles	LGJPN21408197701		14 Aug 1977	1.62 m /	5' 4"	61 kg	134 lbs
OGUCHI Takahisa	Doubles	LGJPN11101197901	F	11 Jan 1979	1.85 m /	6' 1"	96 kg	212 lbs
TAKAHASHI Kei	Doubles	LGJPN10105197901	B	01 May 1979	1.71 m /	5' 7"	62 kg	137 lbs
ASAKAWA Tsukasa	Coach							
MOMOSE Sadao	Coach							
Korea (KOR)								
KIM Min-Kyu	Men's Singles	LGKOR11108198301		11 Aug 1983			67 kg	148 lbs
LEE Chang-Yong	Men's Singles	LGKOR11502198501		15 Feb 1985			60 kg	132 lbs
LEE Hak-Jin	Men's Singles	LGKOR12008198501		20 Aug 1985			71 kg	157 lbs
PARK Sun-Sik	Coach							
Latvia (LAT)								
REKIS Guntis	Men's Singles	LGLAT10311197401		03 Nov 1974	1.78 m /	5' 10"	80 kg	176 lbs
RUBENIS Martins	Men's Singles	LGLAT12609197801		26 Sep 1978	1.83 m /	6' 0"	83 kg	183 lbs
SKRAUSTINS Nauris	Men's Singles	LGLAT11209197801		12 Sep 1978	1.82 m /	6' 0"	80 kg	176 lbs
GAILE Iluta	Women's Singles	LGLAT21012196801		10 Dec 1968	1.66 m /	5' 5"	64 kg	141 lbs
ORLOVA Anna	Women's Singles	LGLAT22308197201		23 Aug 1972	1.75 m /	5' 9"	82 kg	181 lbs
TIRUMA Maija	Women's Singles	LGLAT22811198301		28 Nov 1983	1.72 m /	5' 8"	66 kg	146 lbs
DEINIS Ivars	Doubles	LGLAT10204197701	F	02 Apr 1977	1.85 m /	6' 1"	80 kg	176 lbs
BERZINS Sandris	Doubles	LGLAT11507197601	B	15 Jul 1976	1.78 m /	5' 10"	82 kg	181 lbs
STRENGA Atis	Administrative Personnel							
CIMANIS Peteris	Coach							
GURSPONS Edvins	Coach							
ZOZULA Vera	Coach							
Liechtenstein (LIE)								
BECK Guenther	Coach							



New Zealand (NZL)									
PAUL Angela	Women's Singles	LGNZL22703197501		27 Mar 1975	1.70 m /	5' 7"	65 kg	143 lbs	
ZEITZ Thomas	Coach								
Romania (ROM)									
RADU Eugen	Men's Singles	LGROM11604197801	F	16 Apr 1978	1.80 m /	5' 11"	70 kg	154 lbs	
TICAN Marian	Men's Singles	LGROM12805197801	B	28 May 1978	1.70 m /	5' 7"	80 kg	176 lbs	
STANCIU Cristian	Men's Singles	LGROM12912197301	F	29 Dec 1973	1.86 m /	6' 1"	95 kg	209 lbs	
RADU Eugen	Doubles	LGROM11604197801	F	16 Apr 1978	1.80 m /	5' 11"	70 kg	154 lbs	
TICAN Marian	Doubles	LGROM12805197801	B	28 May 1978	1.70 m /	5' 7"	80 kg	176 lbs	
STANCIU Cristian	Doubles	LGROM12912197301	F	29 Dec 1973	1.86 m /	6' 1"	95 kg	209 lbs	
TALEANU Robert	Doubles	LGROM10907197901	B	09 Jul 1979	1.72 m /	5' 8"	65 kg	143 lbs	
IFRIM Victor	Coach								
Russia (RUS)									
DEMTSCHENKO Albert	Men's Singles	LGRUS12711197101		27 Nov 1971	1.85 m /	6' 1"	97 kg	214 lbs	
GORLATSHEV Alexei	Men's Singles	LGRUS10605198101		06 May 1981	1.86 m /	6' 1"	91 kg	201 lbs	
KNEIB Victor	Men's Singles	LGRUS11904198001		19 Apr 1980	1.78 m /	5' 10"	75 kg	165 lbs	
ANTONOVA Anastasia	Women's Singles	LGRUS21210198101		12 Oct 1981	1.70 m /	5' 7"	69 kg	152 lbs	
KLIMENKO Margarita	Women's Singles	LGRUS22807197901		28 Jul 1979	1.72 m /	5' 8"	67 kg	148 lbs	
SKULKINA Anastasia	Women's Singles	LGRUS21108198201		11 Aug 1982	1.68 m /	5' 6"	56 kg	123 lbs	
TCHABAN Danil	Doubles	LGRUS10807197401	F	08 Jul 1974	1.87 m /	6' 2"	94 kg	207 lbs	
ZIKOV Evgeniy	Doubles	LGRUS10710197901	B	07 Oct 1979	1.72 m /	5' 8"	65 kg	143 lbs	
KUTZMITCHA Mihail	Doubles	LGRUS10810198201	F	08 Oct 1982	1.83 m /	6' 0"	86 kg	190 lbs	
VESELOV Jury	Doubles	LGRUS12002198201	B	20 Feb 1982	1.71 m /	5' 7"	65 kg	143 lbs	
ZHURAVLEVA Olga	Administrative Personnel								
BOURMISTROV Edouard	Coach								
IVANOV Konstantin	Coach								
VASSINE Alexandre	Coach								
LAPTEV Evgeny	Doctor								
SILAKOV Valery	Team Leader								
Switzerland (SUI)									
GILLY Reto	Men's Singles	LGSUI11801197201		18 Jan 1972	1.78 m /	5' 10"	84 kg	185 lbs	
HOEHENER Stefan	Men's Singles	LGSUI11306198001		13 Jun 1980	1.76 m /	5' 9"	82 kg	181 lbs	
HABEGGER Hans Ulrich	Team Leader								
Slovakia (SVK)									
MICK Lubomir	Men's Singles	LGSVK11705197801	F	17 May 1978	1.78 m /	5' 10"	75 kg	165 lbs	
SLAVIK Jaroslav	Men's Singles	LGSVK12801197601		28 Jan 1976	1.87 m /	6' 2"	80 kg	176 lbs	
SABOLOVA Veronika	Women's Singles	LGSVK22003198001		20 Mar 1980	1.74 m /	5' 9"	62 kg	137 lbs	
MICK Lubomir	Doubles	LGSVK11705197801	F	17 May 1978	1.78 m /	5' 10"	75 kg	165 lbs	
MARX Walter	Doubles	LGSVK12007197801	B	20 Jul 1978	1.75 m /	5' 9"	70 kg	154 lbs	
DRAJNA Rastislav	Coach								
MARX Walter	Coach								
FINDURA Martin	Technical Personnel								
JASENCAKOVA Maria	Technical Personnel								
Sweden (SWE)									
SOEDERBERG Anders	Men's Singles	LGSWE10807197101	F	08 Jul 1971	1.93 m /	6' 4"	93 kg	205 lbs	
WALDEN Bengt	Men's Singles	LGSWE11604197301	B	16 Apr 1973	1.80 m /	5' 11"	81 kg	179 lbs	
SOEDERBERG Anders	Doubles	LGSWE10807197101	F	08 Jul 1971	1.93 m /	6' 4"	93 kg	205 lbs	
WALDEN Bengt	Doubles	LGSWE11604197301	B	16 Apr 1973	1.80 m /	5' 11"	81 kg	179 lbs	
WALDEN Britt-Louise	Team Leader								
Chinese Taipei (TPE)									
LI Chia-Hsun	Men's Singles	LGTPE10507197601		05 Jul 1976	1.79 m /	5' 10"	90 kg	198 lbs	
LIN Chui-Bin	Men's Singles	LGTPE10212197701		02 Dec 1977	1.76 m /	5' 9"	70 kg	154 lbs	
CHEN Yun-Ming	Administrative Personnel								
SUN Kuang-Ming	Administrative Personnel								
KAO Min-Yin	Administrative Personnel								
HUANG Liu-Tsung	Coach								
MAYREGGER Adalbert	Coach								
Ukraine (UKR)									
LUDAN Lilia	Women's Singles	LGUKR20206196901		02 Jun 1969	1.70 m /	5' 7"	75 kg	165 lbs	
TSCUCLIB Oryslava	Women's Singles	LGUKR20208197401		02 Aug 1974	1.76 m /	5' 9"	69 kg	152 lbs	



VOROPAYEV Igor	Coach							
VARVINSKYI Oleksandr	Doctor							
SALNIKOV Volodymyr	Team Leader							
USENKO Anatoliy	Team Leader							
USA (USA)								
BENSHOOF Tony	Men's Singles	LGUSA10707197501	07 Jul 1975	1.85 m /	6' 1"	88 kg	194 lbs	
HEIDT Adam	Men's Singles	LGUSA11110197201	11 Oct 1972	1.78 m /	5' 10"	90 kg	198 lbs	
SULLIVAN Nick	Men's Singles	LGUSA12106197901	21 Jun 1979	1.83 m /	6' 0"	86 kg	190 lbs	
HAYDEN Ashley	Women's Singles	LGUSA20511198101	05 Nov 1981	1.75 m /	5' 9"	63 kg	139 lbs	
WILCZAK Becky	Women's Singles	LGUSA20508198001	05 Aug 1980	1.63 m /	5' 4"	72 kg	159 lbs	
ZABLOCKI Courtney	Women's Singles	LGUSA22801198101	28 Jan 1981	1.68 m /	5' 6"	61 kg	134 lbs	
GRIMMETTE Mark	Doubles	LGUSA12301197101	23 Jan 1971	1.85 m /	6' 1"	88 kg	194 lbs	F
MARTIN Brian	Doubles	LGUSA11901197401	19 Jan 1974	1.73 m /	5' 8"	72 kg	159 lbs	B
THORPE Chris	Doubles	LGUSA12910197001	29 Oct 1970	1.88 m /	6' 2"	87 kg	192 lbs	F
IVES Clay	Doubles	LGUSA10509197201	05 Sep 1972	1.76 m /	5' 9"	80 kg	176 lbs	B
PLAIKNER Walter	Coach							
SCHADLER Wolfgang Heinrich	Coach							
SHEER Gordon Michael	Coach							
ZIMNY Frederic William	Team Leader							
ZAYONC Miroslav	Technical Personnel							
Venezuela (VEN)								
CAMACHO Julio Cesar	Men's Singles	LGVEN10905197801	09 May 1978	1.67 m /	5' 6"	60 kg	132 lbs	
HOEGER Christopher	Men's Singles	LGVEN11501198501	15 Jan 1985	1.73 m /	5' 8"	61 kg	134 lbs	
HOEGER Werner	Men's Singles	LGVEN11512195301	15 Dec 1953	1.70 m /	5' 7"	68 kg	150 lbs	
BOCCALANDRO Iginia	Women's Singles	LGVEN21402196101	14 Feb 1961	1.78 m /	5' 10"	85 kg	187 lbs	
OWEN Jonathan Douglas	Coach							
TAYLOR Ann	Physiotherapist							
BOCCALANDRO Maria	Team Leader							



MÉDAILLÉS PAR DISCIPLINE

After 3 of 3 Events

Event Name	Date	Medal	Name	NOC
Men`s Singles	11 FEB 2002	Gold	ZOEGGELER Armin	Italy
		Silver	HACKL Georg	Germany
		Bronze	PROCK Markus	Austria
Women`s Singles	13 FEB 2002	Gold	OTTO Sylke	Germany
		Silver	NIEDERNHUBER Barbara	Germany
		Bronze	KRAUSHAAR Silke	Germany
Doubles	15 FEB 2002	Gold	LEITNER Patric-Fritz	Germany
			RESCH Alexander	
		Silver	GRIMMETTE Mark	United States of America
		Bronze	MARTIN Brian	
			THORPE Chris	United States of America
			IVES Clay	

Completed Events	Events still to be held
Men's Singles Women's Singles Doubles	



CLASSEMENT PAR MÉDAILLES

As of FRI 15 FEB 2002

Rank	NOC	Men`s Singles				Women`s Singles				Doubles				Total				Rank by Total
		Gold	Silver	Bronze	Total	Gold	Silver	Bronze	Total	Gold	Silver	Bronze	Total	Gold	Silver	Bronze	Total	
1	Germany (GER)		1		1	1	1	1	3	1			1	2	2	1	5	1
2	Italy (ITA)	1			1									1			1	=3
3	United States of America (USA)										1	1	2		1	1	2	2
4	Austria (AUT)			1	1											1	1	=3
Total		1	1	1	3	1	1	1	3	1	1	1	3	3	3	3	9	

LEGEND:

An equal ("=") sign indicates a tie in ranking.

NOCs are ranked by the number of gold medals won first, then by silver medals won and finally bronze medals won. A ranking by total medals won is shown in the far right column.

Completed Events	Events still to be held
Men's Singles Women's Singles Doubles	

**OFFICIAL COMMUNICATION / COMMUNIQUÉ OFFICIEL**

MEN'S SINGLES OFFICIAL TRAINING RUN 5
SIMPLE HOMMES, ENTRAÎNEMENT OFFICIEL, 5E DESCENTE

UTAH OLYMPIC PARK FRI 8 FEB 2002 / VEN 8 FEV 2002 ISSUE TIME / TEMPS D'ISSUE 08:55

Schedule

Communication Number: 1

Luge training run 5 has been delayed 30 minutes due to winds/blowing snow. Jury/TDs will conved and determine the need for further delays.

Issued by: MOWRY John, Race Director

For more details contact: Scott Clark at Luge Race Office

**OFFICIAL COMMUNICATION / COMMUNIQUÉ OFFICIEL**

MEN'S SINGLES OFFICIAL TRAINING RUN 6
SIMPLE HOMMES, ENTRAÎNEMENT OFFICIEL, 6E DESCENTE

UTAH OLYMPIC PARK FRI 8 FEB 2002 / VEN 8 FEV 2002 ISSUE TIME / TEMPS D'ISSUE 11:25

Schedule

Communication Number: 2

Luge training run 6 has been delayed until 12:00 (noon) due to snow conditions and to maintain optimum track conditions

Issued by: MOWRY John, Race Director

For more details contact: Scott Clark at Luge Race Office

**OFFICIAL COMMUNICATION / COMMUNIQUÉ OFFICIEL**

MEN'S SINGLES OFFICIAL TRAINING RUN 6
SIMPLE HOMMES, ENTRAÎNEMENT OFFICIEL, 6E DESCENTE

UTAH OLYMPIC PARK FRI 8 FEB 2002 / VEN 8 FEV 2002 ISSUE TIME / TEMPS D'ISSUE 12:10

Jury Decision

Communication Number: 3

Men's luge training run 6 has been postponed until Saturday, Feb 9. The start time is still unknown for Saturday. This will be posted as soon as the Jury makes the decision.

Issued by: MOWRY John, Race Director

For more details contact: Scott Clark at Luge Race Office

**OFFICIAL COMMUNICATION / COMMUNIQUÉ OFFICIEL**

MEN'S SINGLES OFFICIAL TRAINING RUN 6
SIMPLE HOMMES, ENTRAÎNEMENT OFFICIEL, 6E DESCENTE

UTAH OLYMPIC PARK FRI 8 FEB 2002 / VEN 8 FEV 2002 ISSUE TIME / TEMPS D'ISSUE 12:40

Jury Decision

Communication Number: 4

Due to continuing weather conditions the 6th and final training run of Men's Singles will be postponed until 2 pm tomorrow Saturday, February 9.

The Team Captains Meeting will be re-scheduled at 8:00 pm (20:00) in the Olympic Family Tent.

Track preparation between systematic and first run of training women's has been cancelled.

Issued by: MOWRY John, Race Director

For more details contact: Scott Clark at Luge Race Office

**OFFICIAL COMMUNICATION / COMMUNIQUÉ OFFICIEL**

MEN'S SINGLES OFFICIAL TRAINING RUN 6
SIMPLE HOMMES, ENTRAÎNEMENT OFFICIEL, 6E DESCENTE

UTAH OLYMPIC PARK SAT 9 FEB 2002 / SAM 9 FEV 2002 ISSUE TIME / TEMPS D'ISSUE 16:01

Schedule

Communication Number: 5

The Luge Womens' Training run 1 (systematic + Run 1) will be delayed in starting until 16:10. This is due to track preparation to maintain optimum conditions.

Issued by: MOWRY John, Race Director

For more details contact: Scott Clarke with Sports Management

**OFFICIAL COMMUNICATION / COMMUNIQUÉ OFFICIEL**

MEN'S SINGLES OFFICIAL TRAINING RUN 6
SIMPLE HOMMES, ENTRAÎNEMENT OFFICIEL, 6E DESCENTE

UTAH OLYMPIC PARK SAT 9 FEB 2002 / SAM 9 FEV 2002 ISSUE TIME / TEMPS D'ISSUE 16:01

Schedule

Communication Number: 6

The Luge Womens' Training run 1 (systematic + Run 1) will be delayed in starting until 16:10. This is due to track preparation to maintain optimum conditions.

Issued by: MOWRY John, Race Director

For more details contact: Scott Clarke with Sports Management



OFFICIAL COMMUNICATION / COMMUNIQUÉ OFFICIEL

MEN'S SINGLES RUN 2
SIMPLE HOMMES, 2E DESCENTE

UTAH OLYMPIC PARK SUN 10 FEB 2002 / DIM 10 FEV 2002 ISSUE TIME / TEMPS D'ISSUE 17:46

Schedule

Communication Number: 7

Run 2 for Luge Men's Singles start time has been changed to 18:10 to prepare the track to optimum conditions.

Issued by: MOWRY John, Race Director

For more details contact: Scott Clark in Race Office



OFFICIAL COMMUNICATION / COMMUNIQUÉ OFFICIEL

MEN'S SINGLES RUN 4
SIMPLE HOMMES, 4E DESCENTE

UTAH OLYMPIC PARK MON 11 FEB 2002 / LUN 11 FEV 2002 ISSUE TIME / TEMPS D'ISSUE 10:35

Schedule

Communication Number: 8

Run 4 for Luge Men's Singles start time has been changed to 11:00 to prepare the track to optimum conditions.

Issued by: MOWRY John, Race Director

For more details contact: Scott Clark in Race Office



OFFICIAL COMMUNICATION / COMMUNIQUÉ OFFICIEL

MEN'S SINGLES RUN 4
SIMPLE HOMMES, 4E DESCENTE

UTAH OLYMPIC PARK MON 11 FEB 2002 / LUN 11 FEV 2002 ISSUE TIME / TEMPS D'ISSUE 12:00

Schedule

Communication Number: 9

Run 4 for Luge Men's Singles start time has been delayed to 12:30 to restore the track to optimum conditions before the top 15 sleds make their final run.

Issued by: MOWRY John, Race Director

For more details contact: Scott Clark in Race Office



OFFICIAL COMMUNICATION / COMMUNIQUÉ OFFICIEL

WOMEN'S SINGLES DRAW
SIMPLE DAMES, TIRAGE AU SORT

UTAH OLYMPIC PARK MON 11 FEB 2002 / LUN 11 FEV 2002 ISSUE TIME / TEMPS D'ISSUE 12:00

Schedule

Communication Number: 10

The Luge Team Captains Meeting has been officially rescheduled for 19:00 on 11th of February.

Issued by: MOWRY John, Race Director

For more details contact: Scott Clark in Race Office

**OFFICIAL COMMUNICATION / COMMUNIQUÉ OFFICIEL**

DOUBLES OFFICIAL TRAINING (SINGLE) RUN 2
DOUBLE, ENTRAÎNEMENT OFFICIEL (SIMPLE), 2E DESCENTE

UTAH OLYMPIC PARK TUE 12 FEB 2002 / MAR 12 FEV 2002 ISSUE TIME / TEMPS D'ISSUE 10:05

Schedule

Communication Number: 11

Due to the reduced number of competitors taking single runs, the start time for the 2nd singles run has been moved ahead to 10:25.

Issued by: MOWRY John, Race Director

For more details contact: Scott Clark at Race Office



OFFICIAL COMMUNICATION / COMMUNIQUÉ OFFICIEL

**WOMEN'S SINGLES RUN 4
SIMPLE DAMES, 4E DESCENTE**

UTAH OLYMPIC PARK WED 13 FEB 2002 / MER 13 FEV 2002 ISSUE TIME / TEMPS D'ISSUE 14:45

Schedule

Communication Number: 12

Following the third run of Women's Luge Singles, there will be a thirty minute break with an additional 15 minute break for track preparation before the last 15 competitors.

Issued by: MOWRY John, Race Director

For more details contact: Scott Clark in Race Office



OFFICIAL COMMUNICATION / COMMUNIQUÉ OFFICIEL

DOUBLES OFFICIAL TRAINING RUN 3
DOUBLE, ENTRAÎNEMENT OFFICIEL, 3E DESCENTE

UTAH OLYMPIC PARK THU 14 FEB 2002 / JEU 14 FEV 2002 ISSUE TIME / TEMPS D'ISSUE 08:57

Schedule

Communication Number: 13

Due to weather conditions the third Luge Doubles training run will be delayed by 15 minutes to start at 9:15 am.

Issued by: JOHN MOWRY, Race Director

For more details contact: Scott Clark (Race Office)



Men's Singles



RÉSULTATS - PAR ORDRE DE DÉPART

MEN'S SINGLES OFFICIAL TRAINING RUN 1 SIMPLE HOMMES, ENTRAÎNEMENT OFFICIEL, 1ère DESCENTE

UTAH OLYMPIC PARK WED 6 FEB 2002 / MER 6 FEV 2002 START TIME / DEBUT 10:05

Start Order No.	Start No.	Name	NOC	Start Time	Rk	Int.1	Rk	Int.2	Rk	Int.3	Rk	Speed (km/h) (mph)	Finish Time	Rk	Time Behind
1	1	STANCIU Cristian	ROM	2.856	45	17.795	=41	33.375	38	41.774	38	132.5 82.3	47.121	34	+1.894
2	2	TICAN Marian	ROM	2.792	37	17.619	32	33.102	31	41.547	32	133.5 82.9	46.976	32	+1.749
3	3	RADU Eugen	ROM	2.779	33	17.516	=27	33.146	33	41.706	34	133.5 82.9	47.175	36	+1.948
4	4	HOEGER Christopher	VEN	2.824	=40	17.675	35	33.258	37	41.767	37	132.8 82.5	47.228	37	+2.001
5	5	HOEGER Werner	VEN	2.823	39	17.747	39	33.547	41	42.242	40	131.2 81.5	47.855	40	+2.628
6	6	CAMACHO Julio Cesar	VEN	2.864	46	18.219	47	33.910	43	42.356	41	131.0 81.4	47.927	41	+2.700
7	7	SINGLETON Patrick	BER	2.850	43	17.709	37	33.078	30	41.405	31	134.5 83.6	46.697	31	+1.470
8	8	GONZALEZ Ruben O	ARG	2.953	49	18.212	46	34.291	46	43.072	47	130.4 81.0	48.759	47	+3.532
9	9	GONZALEZ Marcelo	ARG	2.824	=40	17.767	40	33.398	39	42.084	39	132.8 82.5	47.772	38	+2.545
10	10	KIM Min-Kyu	KOR	2.786	=35	17.604	31	33.195	35	41.717	35	131.6 81.7	47.821	39	+2.594
11	11	LEE Chang-Yong	KOR	2.765	32	17.664	34	33.184	34	41.617	33	133.1 82.7	47.014	33	+1.787
12	12	LEE Hak-Jin	KOR	2.786	=35	18.358	49	34.480	47	43.010	46	127.4 79.2	48.461	43	+3.234
13	13	LI Chia-Hsun	TPE	2.992	50	18.039	44	33.974	44	42.739	44	129.7 80.6	48.514	44	+3.287
14	14	LIN Chui-Bin	TPE	2.876	47	18.345	48	35.184	49	45.086	50	122.6 76.1	52.217	50	+6.990
15	15	CEPOI Constantin-Liviu	MDA	2.839	42	17.743	38	33.615	42	42.516	43	131.7 81.8	48.378	42	+3.151
16	16	RASCHINI Ricardo	BRA	2.877	48	18.057	45	34.762	48	44.013	48	131.4 81.6	50.018	49	+4.791
17	17	MIZOGUCHI Renato H G	BRA	2.852	44	17.795	=41	33.537	40	42.468	42	130.9 81.3	48.581	45	+3.354
18	18	DEMTSCHENKO Albert	RUS	2.721	18	17.326	6	32.466	9	40.597	10	135.7 84.3	45.830	15	+0.603
19	19	KNEIB Victor	RUS	2.695	=11	17.464	24	32.638	17	40.797	18	135.6 84.2	45.996	=19	+0.769
20	20	GORLATSHEV Alexei	RUS	2.706	15	17.392	=11	32.587	14	40.774	16	135.1 83.9	45.996	=19	+0.769
21	21	RUBENIS Martins	LAT	2.742	26	17.460	23	32.684	21	40.841	20	134.9 83.8	46.023	21	+0.796
22	22	SKRAUSTINS Nauris	LAT	2.695	=11	17.415	16	32.537	12	40.601	=11	136.7 84.9	45.675	10	+0.448
23	23	REKIS Guntis	LAT	2.747	30	17.556	30	33.013	29	41.342	29	133.6 83.0	46.623	30	+1.396
24	24	CONNELLY Kyle	CAN	2.705	14	17.407	15	32.643	19	40.809	19	135.4 84.1	45.985	18	+0.758
25	25	MOFFAT Chris	CAN	2.676	=3	17.459	22	32.639	18	40.736	15	135.4 84.1	45.822	14	+0.595
26	26	SEITZ Tyler	CAN	2.682	6	17.389	10	32.659	20	40.867	21	134.9 83.8	46.067	23	+0.840
27	27	KLEINHEINZ Markus	AUT	2.724	19	17.374	8	32.502	10	40.601	=11	135.8 84.4	45.681	11	+0.454
28	28	MARGREITER Rainer	AUT	2.718	17	17.357	7	32.435	=7	40.526	7	136.6 84.9	45.618	7	+0.391
29	29	PROCK Markus	AUT	2.667	1	17.284	3	32.329	3	40.370	4	136.5 84.8	45.447	5	+0.220
30	30	GEPPERT Denis	GER	2.683	7	17.275	2	32.414	6	40.511	6	136.3 84.7	45.575	6	+0.348
31	31	ALBERT Karsten	GER	2.673	2	17.516	=27	32.860	27	41.128	27	134.9 83.8	46.457	28	+1.230



RÉSULTATS - PAR ORDRE DE DÉPART

MEN'S SINGLES OFFICIAL TRAINING RUN 1 SIMPLE HOMMES, ENTRAÎNEMENT OFFICIEL, 1ère DESCENTE

UTAH OLYMPIC PARK WED 6 FEB 2002 / MER 6 FEV 2002 START TIME / DEBUT 10:05

Start Order No.	Start No.	Name	NOC	Start Time	Rk	Int.1	Rk	Int.2	Rk	Int.3	Rk	Speed (km/h)	(mph)	Finish Time	Rk	Time Behind
32	32	HACKL Georg	GER	2.678	5	17.263	1	32.264	1	40.253	1	136.8	85.0	45.227	1	0.000
33	33	GILLY Reto	SUI	2.725	20	17.447	21	32.727	24	40.997	26	134.8	83.7	46.217	26	+0.990
34	34	HOEHENER Stefan	SUI	2.694	10	17.398	13	32.712	23	40.964	24	135.6	84.3	46.123	25	+0.896
35	35	ROUSSEAU Johan	FRA	2.712	16	17.386	9	32.355	4	40.341	3	137.1	85.2	45.299	2	+0.072
36	36	FRICHETEAU Yann	FRA	2.746	29	17.507	26	32.771	25	40.973	25	135.5	84.2	46.117	24	+0.890
37	37	SLAVIK Jaroslav	SVK	2.691	9	17.319	5	32.435	=7	40.577	8	136.7	84.9	45.642	9	+0.415
38	38	MICK Lubomir	SVK	2.745	=27	18.526	50	35.260	50	44.266	49	123.8	76.9	49.880	48	+4.653
39	39	USHIJIMA Shigeaki	JPN	2.726	21	17.692	36	33.121	32	41.379	30	135.2	84.0	46.509	29	+1.282
40	40	KVICALA Michal	CZE	2.811	38	17.839	43	34.171	45	42.946	45	124.9	77.6	48.656	46	+3.429
41	41	HEIDT Adam	USA	2.689	8	17.434	18	32.604	15	40.684	14	136.3	84.7	45.698	12	+0.471
42	42	BENSHOOF Tony	USA	2.676	=3	17.417	17	32.606	16	40.786	17	136.6	84.9	45.865	16	+0.638
43	43	SULLIVAN Nick	USA	2.741	25	17.541	29	32.785	26	40.908	23	135.2	84.0	45.980	17	+0.753
44	44	KESHAVAN Shiva	IND	2.783	34	17.634	33	33.214	36	41.747	36	133.5	82.9	47.126	35	+1.899
45	45	HATTON Mark	GBR	2.738	=23	17.443	19	32.687	22	40.890	22	134.9	83.8	46.040	22	+0.813
46	46	SOEDERBERG Anders	SWE	2.727	22	17.445	20	32.523	11	40.589	9	136.6	84.9	45.631	8	+0.404
47	47	WALDEN Bengt	SWE	2.753	31	17.503	25	32.868	28	41.175	28	134.7	83.7	46.399	27	+1.172
48	48	HUBER Wilfried	ITA	2.745	=27	17.399	14	32.408	5	40.416	5	136.9	85.0	45.430	4	+0.203
49	49	RAINER Reinhold	ITA	2.738	=23	17.392	=11	32.540	13	40.665	13	136.4	84.7	45.746	13	+0.519
50	50	ZOEGGELER Armin	ITA	2.704	13	17.308	4	32.314	2	40.307	2	136.9	85.0	45.309	3	+0.082

LEGEND

Rk Rank **km/h** kilometers per hour
Int. Intermediate time **mph** miles per hour



RÉSULTATS - PAR ORDRE DE DÉPART

MEN'S SINGLES OFFICIAL TRAINING RUN 2 SIMPLE HOMMES, ENTRAÎNEMENT OFFICIEL, 2e DESCENTE

UTAH OLYMPIC PARK WED 6 FEB 2002 / MER 6 FEV 2002 START TIME / DEBUT 12:05

Start Order No.	Start No.	Name	NOC	Start Time	Rk	Int.1	Rk	Int.2	Rk	Int.3	Rk	Speed (km/h) (mph)	Finish Time	Rk	Time Behind
1	1	STANCIU Cristian	ROM	2.848	48	17.682	37	33.427	40	41.966	39	132.9 82.6	47.375	40	+2.215
2	2	TICAN Marian	ROM	2.772	35	17.673	36	33.312	36	41.806	36	132.0 82.0	47.184	36	+2.024
3	3	RADU Eugen	ROM	2.743	30	17.551	30	33.125	31	41.587	34	132.2 82.1	46.918	33	+1.758
4	4	HOEGER Christopher	VEN	2.828	45	17.697	39	33.337	37	41.827	37	132.0 82.0	47.222	37	+2.062
5	5	HOEGER Werner	VEN	2.813	42	17.783	45	33.645	47	42.569	47	130.7 81.2	48.388	46	+3.228
6	6	CAMACHO Julio Cesar	VEN	2.823	44	17.810	46	33.403	39			132.5 82.3			DNF
7	7	SINGLETON Patrick	BER	2.833	46	17.745	43	33.169	32	41.503	31	134.0 83.3	46.785	31	+1.625
8	8	GONZALEZ Ruben O	ARG	2.837	47	17.683	38	33.526	44	42.264	44	131.8 81.9	47.917	44	+2.757
9	9	GONZALEZ Marcelo	ARG	2.819	43	17.733	42	33.461	41	41.969	40	131.3 81.5	47.372	39	+2.212
10	10	KIM Min-Kyu	KOR	2.779	37	17.659	35	33.178	33	41.532	32	132.6 82.4	46.822	32	+1.662
11	11	LEE Chang-Yong	KOR	2.760	34	17.610	32	33.195	35	41.630	35	132.2 82.1	46.948	34	+1.788
12	12	LEE Hak-Jin	KOR	2.777	36	17.893	48	33.719	48	42.205	43	130.2 80.9	47.570	42	+2.410
13	13	LI Chia-Hsun	TPE	2.881	50	18.145	50	35.226	49	44.236	48	119.7 74.4	50.004	48	+4.844
14	14	LIN Chui-Bin	TPE	2.803	39	17.912	49	35.331	50	44.796	49	119.6 74.3	50.924	49	+5.764
15	15	CEPOI Constantin-Liviu	MDA	2.806	40	17.640	34	33.497	43	42.381	46	131.7 81.8	48.051	45	+2.891
16	16	RASCHINI Ricardo	BRA	2.789	38	17.617	33	33.462	42	41.997	41	131.4 81.6	47.395	41	+2.235
17	17	MIZOGUCHI Renato H G	BRA	2.876	49	17.840	47	33.631	46	42.357	45	130.3 80.9	48.784	47	+3.624
18	18	DEMTSCHENKO Albert	RUS	2.663	1	17.257	=2	32.421	13	40.515	15	135.7 84.3	45.590	14	+0.430
19	19	KNEIB Victor	RUS	2.688	9	17.331	=11	32.514	16	40.646	17	135.3 84.0	45.717	=16	+0.557
20	20	GORLATSHEV Alexei	RUS	2.693	12	17.446	26	32.622	22	40.732	20	134.8 83.8	45.780	19	+0.620
21	21	RUBENIS Martins	LAT	2.725	23	17.435	23	32.548	17	40.635	16	135.7 84.3	45.690	15	+0.530
22	22	SKRAUSTINS Nauris	LAT	2.680	5	17.559	31	32.850	30	40.961	27	134.9 83.8	45.998	24	+0.838
23	23	REKIS Guntis	LAT	2.745	31	17.482	28	32.804	29	41.073	30	134.5 83.6	46.249	29	+1.089
24	24	CONNELLY Kyle	CAN	2.689	10	17.407	20	32.680	=24	40.879	24	135.1 83.9	46.010	25	+0.850
25	25	MOFFAT Chris	CAN	2.692	11	17.289	6	32.298	=5	40.291	6	136.8 85.0	45.259	4	+0.099
26	26	SEITZ Tyler	CAN	2.681	=6	17.447	27	32.772	28	41.011	29	134.3 83.4	46.170	27	+1.010
27	27	KLEINHEINZ Markus	AUT	2.724	=21	17.335	13	32.397	11	40.425	11	136.5 84.8	45.421	10	+0.261
28	28	MARGREITER Rainer	AUT	2.709	16	17.325	10	32.375	9	40.379	8	136.4 84.8	45.352	5	+0.192
29	29	PROCK Markus	AUT	2.671	4	17.299	8	32.367	8	40.399	9	136.5 84.8	45.396	9	+0.236
30	30	GEPPERT Denis	GER	2.670	3	17.251	1	32.278	2	40.306	7	136.9 85.0	45.394	8	+0.234
31	31	ALBERT Karsten	GER	2.716	=19	17.297	7	32.281	3	40.233	2	137.0 85.1	45.181	2	+0.021



RÉSULTATS - PAR ORDRE DE DÉPART

MEN'S SINGLES OFFICIAL TRAINING RUN 2 SIMPLE HOMMES, ENTRAÎNEMENT OFFICIEL, 2e DESCENTE

UTAH OLYMPIC PARK WED 6 FEB 2002 / MER 6 FEV 2002 START TIME / DEBUT 12:05

Start Order No.	Start No.	Name	NOC	Start Time	Rk	Int.1	Rk	Int.2	Rk	Int.3	Rk	Speed (km/h)	(mph)	Finish Time	Rk	Time Behind
32	32	HACKL Georg	GER	2.681	=6	17.271	5	32.290	4	40.288	=4	136.6	84.9	45.717	=16	+0.557
33	33	GILLY Reto	SUI	2.727	=24	17.406	19	32.680	=24	40.955	26	134.8	83.7	46.245	28	+1.085
34	34	HOEHENER Stefan	SUI	2.715	18	17.338	14	32.572	18	40.721	19	135.1	84.0	45.828	20	+0.668
35	35	ROUSSEAU Johan	FRA	2.708	15	17.356	17	32.418	12	40.451	12	136.5	84.8	45.436	11	+0.276
36	36	FRICHETEAU Yann	FRA	2.713	17	17.396	18	32.579	19	40.686	18	135.2	84.0	45.751	18	+0.591
37	37	SLAVIK Jaroslav	SVK	2.684	8	17.341	15	32.583	20	40.753	21	135.5	84.2	45.842	21	+0.682
38	38	MICK Lubomir	SVK	2.716	=19	17.759	44	33.539	45	42.185	42	130.3	81.0	47.582	43	+2.422
39	39	USHIJIMA Shigeaki	JPN	2.747	32	17.413	21	32.664	23	40.796	23	135.0	83.9	45.899	23	+0.739
40	40	KVICALA Michal	CZE	2.812	41	17.715	40	33.192	34	41.548	33	133.5	82.9	46.956	35	+1.796
41	41	HEIDT Adam	USA	2.699	13	17.331	=11	32.391	10	40.410	10	136.8	85.0	45.379	7	+0.219
42	42	BENSHOOF Tony	USA	2.669	2	17.270	4	32.256	1	40.215	1	137.4	85.4	45.160	1	0.000
43	43	SULLIVAN Nick	USA	2.731	27	17.494	29	32.756	27	40.897	25	134.9	83.8	46.031	26	+0.871
44	44	KESHAVAN Shiva	IND	2.752	33	17.728	41	33.400	38	41.899	38	132.8	82.5	47.255	38	+2.095
45	45	HATTON Mark	GBR	2.736	28	17.441	25	32.612	21	40.765	22	135.7	84.3	45.889	22	+0.729
46	46	SOEDERBERG Anders	SWE	2.728	26	17.420	22	32.479	15	40.505	14	136.3	84.7	45.507	13	+0.347
47	47	WALDEN Bengt	SWE	2.740	29	17.440	24	32.750	26	40.977	28	134.5	83.5	46.567	30	+1.407
48	48	HUBER Wilfried	ITA	2.727	=24	17.314	9	32.298	=5	40.259	3	137.1	85.2	45.372	6	+0.212
49	49	RAINER Reinhold	ITA	2.705	14	17.342	16	32.431	14	40.481	13	136.7	84.9	45.491	12	+0.331
50	50	ZOEGGELER Armin	ITA	2.724	=21	17.257	=2	32.305	7	40.288	=4	136.3	84.7	45.237	3	+0.077

LEGEND

Rk Rank
Int. Intermediate time

km/h kilometers per hour
mph miles per hour

DNF Did not finish



RÉSULTATS - PAR ORDRE DE DÉPART

MEN'S SINGLES OFFICIAL TRAINING RUN 3 SIMPLE HOMMES, ENTRAÎNEMENT OFFICIEL, 3e DESCENTE

UTAH OLYMPIC PARK THU 7 FEB 2002 / JEU 7 FEV 2002 START TIME / DEBUT 16:00

Start Order No.	Start No.	Name	NOC	Start Time	Rk	Int.1	Rk	Int.2	Rk	Int.3	Rk	Speed (km/h) (mph)	Finish Time	Rk	Time Behind
1	18	DEMTSCHENKO Albert	RUS	2.671	=5	17.226	5	32.235	8	40.223	10	136.8 85.0	45.184	10	+0.358
2	19	KNEIB Victor	RUS	2.723	24	17.353	21	32.438	=19	40.478	18	136.0 84.5	45.470	20	+0.644
3	20	GORLATSHEV Alexei	RUS	2.695	=15	17.362	23	32.438	=19	40.488	19	136.2 84.6	45.504	21	+0.678
4	21	RUBENIS Martins	LAT	2.724	25	17.373	24	32.488	24	40.494	20	135.8 84.4	45.433	18	+0.607
5	22	SKRAUSTINS Nauris	LAT	2.682	11	17.384	=25	33.147	37	41.377	35	129.5 80.4	46.536	33	+1.710
6	23	REKIS Guntis	LAT	2.719	22	17.393	27	32.673	29	40.930	29	134.6 83.6	46.077	29	+1.251
7	24	CONNELLY Kyle	CAN	2.693	14	17.346	20	32.516	26	40.603	=26	135.8 84.4	45.640	26	+0.814
8	25	MOFFAT Chris	CAN	2.664	2	17.409	28	32.538	27	40.562	25	135.7 84.3	45.523	22	+0.697
9	26	SEITZ Tyler	CAN	2.677	8	17.282	10	32.258	10	40.195	7	136.9 85.1	45.072	6	+0.246
10	27	KLEINHEINZ Markus	AUT	2.678	9	17.323	16	32.424	17	40.430	16	135.9 84.4	45.391	16	+0.565
11	28	MARGREITER Rainer	AUT	2.722	23	17.333	18	32.367	16	40.348	13	136.5 84.8	45.298	13	+0.472
12	29	PROCK Markus	AUT	2.671	=5	17.259	8	32.333	13	40.351	14	136.7 84.9	45.323	14	+0.497
13	30	GEPPERT Denis	GER	2.662	1	17.225	4	32.217	6	40.205	9	136.6 84.8	45.156	9	+0.330
14	31	ALBERT Karsten	GER	2.665	=3	17.188	1	32.100	2	39.996	2	137.6 85.5	44.867	2	+0.041
15	32	HACKL Georg	GER	2.676	7	17.209	2	32.078	1	39.951	1	137.8 85.6	44.826	1	0.000
16	33	GILLY Reto	SUI	2.713	20	17.327	17	32.430	18	40.503	22	136.1 84.6	45.535	23	+0.709
17	34	HOEHENER Stefan	SUI	2.711	19	17.253	7	32.203	5	40.149	5	137.3 85.3	45.069	5	+0.243
18	35	ROUSSEAU Johan	FRA	2.708	18	17.321	15	32.248	9	40.181	6	137.6 85.5	45.081	7	+0.255
19	36	FRICHTEAU Yann	FRA	2.742	29	17.357	22	32.328	12	40.316	12	137.0 85.1	45.252	12	+0.426
20	37	SLAVIK Jaroslav	SVK	2.679	10	17.290	12	32.337	14	40.377	15	136.6 84.9	45.377	15	+0.551
21	38	MICK Lubomir	SVK	2.731	26	17.552	33	32.967	31	41.216	31	133.3 82.8	46.331	31	+1.505
22	39	USHIJIMA Shigeaki	JPN	2.748	31	17.444	31	32.460	22	40.434	17	136.1 84.5	45.458	19	+0.632
23	40	KVICALA Michal	CZE	2.825	=44	17.682	43	33.369	42	41.669	39	130.0 80.8	47.210	41	+2.384
24	41	HEIDT Adam	USA	2.688	12	17.261	9	32.218	7	40.138	4	136.6 84.9	45.011	4	+0.185
25	42	BENSHOOF Tony	USA	2.665	=3	17.242	6	32.202	4	40.197	8	137.5 85.4	45.125	8	+0.299
26	43	SULLIVAN Nick	USA	2.739	=27	17.430	30	32.575	28	40.633	28	135.7 84.3	45.618	25	+0.792
27	44	KESHAVAN Shiva	IND	2.758	32	17.423	29	32.805	30	41.123	30	134.2 83.4	46.325	30	+1.499
28	45	HATTON Mark	GBR	2.762	33	17.384	=25	32.465	23	40.544	24	136.2 84.6	45.664	27	+0.838
29	46	SOEDERBERG Anders	SWE	2.716	21	17.310	14	32.359	15	40.603	=26	137.1 85.2	45.762	28	+0.936
30	47	WALDEN Bengt	SWE	2.695	=15	17.343	19	32.455	21	40.529	23	135.9 84.4	45.583	24	+0.757
31	48	HUBER Wilfried	ITA	2.739	=27	17.283	11	32.192	3	40.101	3	137.5 85.4	44.983	3	+0.157



RÉSULTATS - PAR ORDRE DE DÉPART

MEN'S SINGLES OFFICIAL TRAINING RUN 3 SIMPLE HOMMES, ENTRAÎNEMENT OFFICIEL, 3e DESCENTE

UTAH OLYMPIC PARK THU 7 FEB 2002 / JEU 7 FEV 2002 START TIME / DEBUT 16:00

Start Order	Start No.	Name	NOC	Start Time	Rk	Int.1	Rk	Int.2	Rk	Int.3	Rk	Speed (km/h)	(mph)	Finish Time	Rk	Time Behind
32	49	RAINER Reinhold	ITA	2.705	17	17.300	13	32.291	11	40.271	11	137.0	85.1	45.225	11	+0.399
33	50	ZOEGGELER Armin	ITA	2.691	13	17.214	3	32.495	25	40.502	21	133.3	82.8	45.426	17	+0.600
34	1	STANCIU Cristian	ROM	2.835	48	17.666	42	33.041	35	41.324	32	134.0	83.2	46.516	32	+1.690
35	2	TICAN Marian	ROM	2.772	35	17.557	34	33.031	34	41.366	34	133.2	82.7	46.623	=35	+1.797
36	3	RADU Eugen	ROM	2.743	30	17.527	32	33.002	33	41.429	37	133.4	82.9	46.718	37	+1.892
37	4	HOEGER Christopher	VEN	2.832	47	17.655	41	33.170	38	41.607	38	133.0	82.6	46.937	38	+2.111
38	5	HOEGER Werner	VEN	2.802	39	17.691	44	33.548	43	42.268	44	130.8	81.3	47.798	44	+2.972
39	6	CAMACHO Julio Cesar	VEN	2.816	43	17.642	39	34.411	49			132.7	82.4			DNF
40	7	SINGLETON Patrick	BER	2.806	40	17.558	35	32.992	32	41.330	33	134.0	83.2	46.544	34	+1.718
41	8	GONZALEZ Ruben O	ARG	2.829	46	17.785	45	34.145	48	42.930	47	125.9	78.2	48.528	46	+3.702
42	9	GONZALEZ Marcelo	ARG	2.825	=44	17.999	49	33.727	46	42.394	46	131.1	81.4	50.185	48	+5.359
43	10	KIM Min-Kyu	KOR	2.780	37	17.986	48	33.717	45	42.097	43	130.4	81.0	47.358	43	+2.532
44	11	LEE Chang-Yong	KOR	2.778	36	17.581	37	33.062	36	41.395	36	132.9	82.5	46.623	=35	+1.797
45	12	LEE Hak-Jin	KOR	2.771	34	17.648	40	33.309	40	41.782	41	132.3	82.2	47.124	40	+2.298
46	13	LI Chia-Hsun	TPE	2.857	50	17.808	47	33.846	47	43.014	48	130.2	80.9	48.896	47	+4.070
47	14	LIN Chui-Bin	TPE	2.814	42	18.019	50	35.149	50	45.382	49	120.4	74.8	52.665	49	+7.839
48	15	CEPOI Constantin-Liviu	MDA	2.813	41	17.632	38	33.340	41	41.907	42	132.5	82.3	47.331	42	+2.505
49	16	RASCHINI Ricardo	BRA	2.786	38	17.572	36	33.247	39	41.746	40	133.2	82.8	47.118	39	+2.292
50	17	MIZOGUCHI Renato H G	BRA	2.839	49	17.799	46	33.593	44	42.333	45	130.5	81.1	47.906	45	+3.080

LEGEND

Rk Rank
Int. Intermediate time
km/h kilometers per hour
mph miles per hour

DNF Did not finish



RÉSULTATS - PAR ORDRE DE DÉPART

MEN'S SINGLES OFFICIAL TRAINING RUN 4 SIMPLE HOMMES, ENTRAÎNEMENT OFFICIEL, 4e DESCENTE

UTAH OLYMPIC PARK THU 7 FEB 2002 / JEU 7 FEV 2002 START TIME / DEBUT 17:45

Start Order No.	Start No.	Name	NOC	Start Time	Rk	Int.1	Rk	Int.2	Rk	Int.3	Rk	Speed (km/h) (mph)	Finish Time	Rk	Time Behind
1	18	DEMTSCHENKO Albert	RUS	2.674	=4	17.206	2	32.210	7	40.203	8	136.9 85.1	45.163	10	+0.354
2	19	KNEIB Victor	RUS	2.683	9	17.380	25	33.019	36	41.234	32	130.3 81.0	46.332	31	+1.523
3	20	GORLATSHEV Alexei	RUS	2.700	13	17.337	16	32.396	17	40.456	18	136.3 84.7	45.470	19	+0.661
4	21	RUBENIS Martins	LAT	2.727	26	17.397	=28	32.434	19	40.464	19	136.6 84.9	45.476	20	+0.667
5	22	SKRAUSTINS Nauris	LAT	2.690	11	17.277	10	32.206	6	40.109	5	137.4 85.3	44.998	5	+0.189
6	23	REKIS Guntis	LAT	2.728	27	17.398	30	32.637	27	40.828	28	134.7 83.7	45.968	28	+1.159
7	24	CONNELLY Kyle	CAN	2.694	12	17.341	18	32.478	22	40.560	23	136.1 84.5	45.607	24	+0.798
8	25	MOFFAT Chris	CAN	2.703	14	17.297	13	32.349	15	40.390	=14	136.5 84.8	45.396	15	+0.587
9	26	SEITZ Tyler	CAN	2.678	6	17.338	17	32.476	21	40.557	22	135.7 84.3	45.561	22	+0.752
10	27	KLEINHEINZ Markus	AUT	2.726	=23	17.320	15	32.441	20	40.498	20	135.6 84.3	45.505	21	+0.696
11	28	MARGREITER Rainer	AUT	2.674	=4	17.232	7	32.238	8	40.225	9	136.8 85.0	45.159	9	+0.350
12	29	PROCK Markus	AUT	2.707	=17	17.268	8	32.309	11	40.323	12	137.0 85.1	45.285	12	+0.476
13	30	GEPPERT Denis	GER	2.666	1	17.199	1	32.167	4	40.172	6	137.0 85.1	45.124	7	+0.315
14	31	ALBERT Karsten	GER	2.680	8	17.231	6	32.153	3	40.070	3	137.5 85.4	44.952	3	+0.143
15	32	HACKL Georg	GER	2.679	7	17.220	5	32.107	2	39.981	2	137.7 85.5	44.849	2	+0.040
16	33	GILLY Reto	SUI	2.720	22	17.390	26	32.535	26	40.593	25	135.6 84.2	45.605	23	+0.796
17	34	HOEHENER Stefan	SUI	2.717	20	17.286	11	32.317	13	40.355	13	137.1 85.2	45.373	13	+0.564
18	35	ROUSSEAU Johan	FRA	2.731	29	17.366	21	32.330	14	40.313	11	137.1 85.2	45.246	11	+0.437
19	36	FRICHTEAU Yann	FRA	2.740	32	17.397	=28	32.514	24	40.522	21	135.5 84.2	45.462	17	+0.653
20	37	SLAVIK Jaroslav	SVK	2.668	2	17.217	4	32.307	10	40.390	=14	136.2 84.6	45.404	16	+0.595
21	38	MICK Lubomir	SVK	2.714	19	17.401	31	32.790	31	41.002	30	133.7 83.1	46.094	29	+1.285
22	39	USHIJIMA Shigeaki	JPN	2.751	33	17.372	24	32.405	18	40.420	17	135.9 84.4	45.382	14	+0.573
23	40	KVICALA Michal	CZE	2.808	42	17.602	40	33.029	37	41.311	35	132.7 82.4	46.575	34	+1.766
24	41	HEIDT Adam	USA	2.689	10	17.308	14	32.315	12	40.261	10	136.9 85.0	45.155	8	+0.346
25	42	BENSHOOF Tony	USA	2.669	3	17.274	9	32.243	9	40.188	7	137.3 85.3	45.087	6	+0.278
26	43	SULLIVAN Nick	USA	2.726	=23	17.451	33	32.650	28	40.772	27	135.1 83.9	45.827	27	+1.018
27	44	KESHAVAN Shiva	IND	2.734	=30	17.391	27	32.774	30	41.151	31	134.2 83.4	46.428	32	+1.619
28	45	HATTON Mark	GBR	2.707	=17	17.349	19	32.525	25	40.680	26	135.5 84.2	45.782	26	+0.973
29	46	SOEDERBERG Anders	SWE	2.726	=23	17.353	20	32.368	16	40.417	16	136.9 85.1	45.463	18	+0.654
30	47	WALDEN Bengt	SWE	2.705	16	17.368	22	32.488	23	40.592	24	135.9 84.4	45.639	25	+0.830
31	48	HUBER Wilfried	ITA	2.730	28	17.288	12	32.186	5	40.101	4	137.6 85.5	44.997	4	+0.188



RÉSULTATS - PAR ORDRE DE DÉPART

MEN'S SINGLES OFFICIAL TRAINING RUN 4 SIMPLE HOMMES, ENTRAÎNEMENT OFFICIEL, 4e DESCENTE

UTAH OLYMPIC PARK THU 7 FEB 2002 / JEU 7 FEV 2002 START TIME / DEBUT 17:45

Start Order No.	Start No.	Name	NOC	Start Time	Rk	Int.1	Rk	Int.2	Rk	Int.3	Rk	Speed (km/h) (mph)	Finish Time	Rk	Time Behind
32	49	RAINER Reinhold	ITA	2.704	15	17.371	23					79.4 49.3			DNF
33	50	ZOEGGELER Armin	ITA	2.719	21	17.209	3	32.072	1	39.932	1	137.6 85.5	44.809	1	0.000
34	1	STANCIU Cristian	ROM	2.830	46	17.609	41	32.998	35	41.300	34	133.7 83.0	46.518	33	+1.709
35	2	TICAN Marian	ROM	2.769	35	17.512	34	32.994	34	41.391 =36		132.9 82.6	46.676	36	+1.867
36	3	RADU Eugen	ROM	2.734 =30		17.435	32	32.900	33	48.787	49	133.4 82.9			DNF
37	4	HOEGER Christopher	VEN	2.829	45	17.658	44	33.181	40	41.590	39	132.9 82.6	46.888	37	+2.079
38	5	HOEGER Werner	VEN	2.883	49	17.926	48	33.768	45	42.467	43	130.9 81.3	48.313	43	+3.504
39	6	CAMACHO Julio Cesar	VEN	2.822	44	17.647	42	33.835	47	42.807	45	132.0 82.0	48.461	45	+3.652
40	7	SINGLETON Patrick	BER	2.799	39	17.525	35	32.757	29	40.950	29	135.3 84.0	46.107	30	+1.298
41	8	GONZALEZ Ruben O	ARG	2.833	47	17.785	47	33.791	46	42.675	44	130.7 81.2	48.334	44	+3.525
42	9	GONZALEZ Marcelo	ARG	2.816	43	17.688	45	33.446	43	42.119	41	132.3 82.2	47.547	41	+2.738
43	10	KIM Min-Kyu	KOR	2.775	37	17.563	37	33.046	38	41.391 =36		133.5 82.9	47.394	40	+2.585
44	11	LEE Chang-Yong	KOR	2.777	38	17.588	38	33.064	39	41.412	38	133.4 82.9	46.639	35	+1.830
45	12	LEE Hak-Jin	KOR	2.773	36	17.598	39	33.363	42	42.179	42	133.3 82.8	47.755	42	+2.946
46	13	LI Chia-Hsun	TPE	2.898	50	17.939	49	34.132	48	43.907	48	129.0 80.2	50.189	47	+5.380
47	14	LIN Chui-Bin	TPE	2.841	48	17.984	50	34.709	49	43.767	47	123.4 76.6	49.830	46	+5.021
48	15	CEPOI Constantin-Liviu	MDA	2.803	40	17.650	43	33.331	41	41.903	40	132.4 82.3	47.319	39	+2.510
49	16	RASCHINI Ricardo	BRA	2.753	34	17.546	36	32.899	32	41.254	33	133.8 83.1	47.161	38	+2.352
50	17	MIZOGUCHI Renato H G	BRA	2.806	41	17.714	46	33.530	44	43.539	46	130.4 81.0			DNF

LEGEND

Rk Rank
Int. Intermediate time
km/h kilometers per hour
mph miles per hour

DNF Did not finish



RÉSULTATS - PAR ORDRE DE DÉPART

MEN'S SINGLES OFFICIAL TRAINING RUN 5 SIMPLE HOMMES, ENTRAÎNEMENT OFFICIEL, 5e DESCENTE

UTAH OLYMPIC PARK FRI 8 FEB 2002 / VEN 8 FEV 2002 START TIME / DEBUT 9:45

Start Order No.	Start No.	Name	NOC	Start Time	Rk	Int.1	Rk	Int.2	Rk	Int.3	Rk	Speed (km/h) (mph)	Finish Time	Rk	Time Behind
1	35	ROUSSEAU Johan	FRA	2.749	28	17.625	18	32.905	14	41.048	13	135.0 83.9	46.116	13	+0.469
2	36	FRICHETEAU Yann	FRA	2.739	23	17.956	32	33.578	33	41.852	31	131.6 81.8	47.012	29	+1.365
3	37	SLAVIK Jaroslav	SVK	2.705	6	17.559	14	32.804	10	40.910	10	135.1 83.9	45.923	9	+0.276
4	38	MICK Lubomir	SVK	2.728	=15	17.679	22	33.217	25	41.531	23	132.4 82.2	46.726	22	+1.079
5	39	USHIJIMA Shigeaki	JPN	2.776	30	17.577	17	32.998	16	41.292	18	133.6 83.0	46.676	21	+1.029
6	40	KVICALA Michal	CZE	2.817	36	17.764	27	33.321	28	41.701	28	132.1 82.0	47.106	31	+1.459
7	41	HEIDT Adam	USA	2.702	5	17.469	6	32.816	11	40.903	9	132.7 82.5	45.895	7	+0.248
8	42	BENSHOOF Tony	USA	2.679	1	17.462	4	32.726	6	40.830	6	134.7 83.7	45.844	6	+0.197
9	43	SULLIVAN Nick	USA	2.780	32	17.996	=34	33.473	29	41.746	29	133.6 83.0	46.852	27	+1.205
10	44	KESHAVAN Shiva	IND	2.758	29	17.809	31	33.499	30	42.459	36	130.8 81.2	48.929	42	+3.282
11	45	HATTON Mark	GBR	2.729	18	17.576	16	32.989	15	41.293	19	133.8 83.1	46.524	19	+0.877
12	46	SOEDERBERG Anders	SWE	2.748	27	17.723	24	33.209	24	41.466	21	132.7 82.4	46.642	20	+0.995
13	47	WALDEN Bengt	SWE	2.728	=15	17.567	15	33.152	22	41.631	27	133.4 82.9	46.926	28	+1.279
14	48	HUBER Wilfried	ITA	2.744	26	17.475	7	32.592	2	40.629	1	135.7 84.3	45.647	1	0.000
15	49	RAINER Reinhold	ITA	2.735	21	17.693	23	33.013	17	41.104	15	133.5 83.0	46.120	14	+0.473
16	50	ZOEGGELER Armin	ITA	2.707	7	17.478	8	32.565	1	40.639	2	135.6 84.2	45.783	4	+0.136
17	1	STANCIU Cristian	ROM	2.920	48	17.996	=34	33.709	35	42.234	34	131.7 81.8	47.625	35	+1.978
18	2	TICAN Marian	ROM	2.840	40	18.043	38	34.299	42	43.061	41	126.6 78.6	48.585	39	+2.938
19	3	RADU Eugen	ROM	2.783	33	17.776	28	33.603	34	42.185	33	130.8 81.2	47.601	33	+1.954
20	4	HOEGER Christopher	VEN	2.913	47	18.139	40	34.020	37	42.571	39	129.9 80.7	48.009	38	+2.362
21	5	HOEGER Werner	VEN	2.863	44	18.773	49	35.196	48	44.031	47	125.4 77.9	49.689	47	+4.042
22	6	CAMACHO Julio Cesar	VEN	2.903	45	18.662	47	34.820	45	43.438	44	127.3 79.1	48.887	41	+3.240
23	7	SINGLETON Patrick	BER	2.849	41	17.804	29	33.275	26	41.597	26	133.1 82.7	46.826	25	+1.179
24	8	GONZALEZ Ruben O	ARG	2.907	46	18.267	43	34.654	43	43.400	43	126.0 78.3	48.963	43	+3.316
25	9	GONZALEZ Marcelo	ARG	2.836	39	19.193	50	37.031	50	47.360	50	119.0 73.9	53.935	50	+8.288
26	10	KIM Min-Kyu	KOR	2.803	35	18.238	42	34.095	38	42.507	38	129.0 80.1	47.820	37	+2.173
27	11	LEE Chang-Yong	KOR	2.828	37	18.004	36	33.827	36	42.351	35	130.6 81.1	47.747	36	+2.100
28	12	LEE Hak-Jin	KOR	2.858	43	18.614	46	34.749	44	43.518	45	128.3 79.7	49.229	45	+3.582
29	13	LI Chia-Hsun	TPE	2.927	49	18.151	41	36.811	49	47.046	49	121.4 75.4	53.456	49	+7.809
30	14	LIN Chui-Bin	TPE	2.928	50	18.451	45	34.994	46	44.186	48	125.3 77.9	50.562	48	+4.915
31	15	CEPOI Constantin-Liviu	MDA	2.829	38	18.042	37	34.257	40	43.036	40	127.9 79.5	49.105	44	+3.458



RÉSULTATS - PAR ORDRE DE DÉPART

MEN'S SINGLES OFFICIAL TRAINING RUN 5 SIMPLE HOMMES, ENTRAÎNEMENT OFFICIEL, 5e DESCENTE

UTAH OLYMPIC PARK FRI 8 FEB 2002 / VEN 8 FEV 2002 START TIME / DEBUT 9:45

Start Order No.	Start No.	Name	NOC	Start Time	Rk	Int.1	Rk	Int.2	Rk	Int.3	Rk	Speed (km/h) (mph)	Finish Time	Rk	Time Behind
32	16	RASCHINI Ricardo	BRA	2.789	34	18.669	48	35.014	47	43.773	46	125.9 78.2	49.372	46	+3.725
33	17	MIZOGUCHI Renato H G	BRA	2.850	42	18.109	39	34.288	41	43.141	42	127.8 79.4	48.799	40	+3.152
34	18	DEMTSCHENKO Albert	RUS	2.687	=2	17.411	1	32.634	3	40.705	4	134.9 83.8	45.721	3	+0.074
35	19	KNEIB Victor	RUS	2.715	12	17.553	=12	33.032	19	41.549	24	133.6 83.0	46.828	26	+1.181
36	20	GORLATSHEV Alexei	RUS	2.732	20	17.647	20	33.087	21	41.498	22	134.1 83.3	46.744	23	+1.097
37	21	RUBENIS Martins	LAT	2.777	31	18.376	44	34.132	39	42.468	37	131.5 81.7	47.623	34	+1.976
38	22	SKRAUSTINS Nauris	LAT	2.711	11	17.662	21	33.063	20	41.230	17	133.0 82.6	46.306	17	+0.659
39	23	REKIS Guntis	LAT	2.736	22	17.980	33	33.546	32	41.793	30	131.8 81.9	47.026	30	+1.379
40	24	CONNELLY Kyle	CAN	2.709	10	17.727	25	33.276	27	41.584	25	132.6 82.4	46.774	24	+1.127
41	25	MOFFAT Chris	CAN	2.723	14	17.755	26	33.190	23	41.384	20	132.9 82.6	46.482	18	+0.835
42	26	SEITZ Tyler	CAN	2.728	=15	17.807	30	33.502	31	41.902	32	131.8 81.9	47.196	32	+1.549
43	27	KLEINHEINZ Markus	AUT	2.742	25	17.553	=12	32.823	12	40.946	11	134.7 83.7	46.008	11	+0.361
44	28	MARGREITER Rainer	AUT	2.731	19	17.484	9	32.780	9	40.949	12	135.3 84.0	46.011	12	+0.364
45	29	PROCK Markus	AUT	2.690	4	17.460	3	32.654	4	40.694	3	135.3 84.0	45.672	2	+0.025
46	30	GEPPERT Denis	GER	2.687	=2	17.438	2	32.658	5	40.769	5	134.9 83.8	45.811	5	+0.164
47	31	ALBERT Karsten	GER	2.708	=8	17.464	5	32.742	7	40.871	7	134.7 83.7	45.917	8	+0.270
48	32	HACKL Georg	GER	2.708	=8	17.485	10	32.770	8	40.894	8	135.1 83.9	45.933	10	+0.286
49	33	GILLY Reto	SUI	2.741	24	17.631	19	33.019	18	41.212	16	134.0 83.2	46.300	16	+0.653
50	34	HOEHENER Stefan	SUI	2.718	13	17.512	11	32.904	13	41.091	14	133.8 83.1	46.195	15	+0.548

LEGEND

Rk Rank **km/h** kilometers per hour
Int. Intermediate time **mph** miles per hour



RÉSULTATS - PAR ORDRE DE DÉPART

MEN'S SINGLES OFFICIAL TRAINING RUN 6 SIMPLE HOMMES, ENTRAÎNEMENT OFFICIEL, 6e DESCENTE

UTAH OLYMPIC PARK SAT 9 FEB 2002 / SAM 9 FEV 2002 START TIME / DEBUT 14:00

Start Order No.	Start No.	Name	NOC	Start Time	Rk	Int.1	Rk	Int.2	Rk	Int.3	Rk	Speed (km/h) (mph)	Finish Time	Rk	Time Behind
1	35	ROUSSEAU Johan	FRA	2.729	=24	17.398	15	32.493	17	40.541	16	136.4 84.7	45.521	14	+0.386
2	36	FRICHETEAU Yann	FRA	2.753	32	17.558	29	32.751	22	40.868	22	134.6 83.6	45.887	20	+0.752
3	37	SLAVIK Jaroslav	SVK	2.719	20	17.641	33	32.919	24	41.035	23	134.5 83.6	46.043	23	+0.908
4	38	MICK Lubomir	SVK	2.722	22	17.470	21	32.924	25	41.200	25	132.8 82.5	46.370	27	+1.235
5	39	USHIJIMA Shigeaki	JPN	2.732	27	17.453	20	32.628	20	40.796	20	135.1 84.0	45.965	22	+0.830
6	40	KVICALA Michal	CZE	2.815	42	17.657	36	33.016	31	41.218	26	133.4 82.9	46.340	26	+1.205
7	41	HEIDT Adam	USA	2.701	=12	17.359	10	32.353	5	40.317	3	137.2 85.2	45.215	2	+0.080
8	42	BENSHOOF Tony	USA	2.677	5	17.346	8	32.426	11	40.457	12	136.4 84.7	45.405	11	+0.270
9	43	SULLIVAN Nick	USA	2.738	29	17.628	32	33.000	29	41.231	27	133.9 83.2	46.318	25	+1.183
10	44	KESHAVAN Shiva	IND	2.759	33	17.531	26	32.973	26	41.300	29	133.5 82.9	46.506	29	+1.371
11	45	HATTON Mark	GBR	2.740	30	17.501	23	32.858	23	41.126	24	134.2 83.4	46.293	24	+1.158
12	46	SOEDERBERG Anders	SWE	2.730	26	17.522	25	41.463	49	52.095	48	73.1 45.4	58.639	48	+13.504
13	47	WALDEN Bengt	SWE	2.702	14	17.533	27	33.014	30	41.449	32	133.6 83.0	46.813	32	+1.678
14	48	HUBER Wilfried	ITA	2.736	28	17.420	19	32.536	18	40.595	18	135.9 84.4	45.599	17	+0.464
15	49	RAINER Reinhold	ITA	2.724	23	17.474	22					73.0 45.3			DNF
16	50	ZOEGGELER Armin	ITA	2.708	15	17.342	7	32.376	7	40.382	6	137.1 85.2	45.338	7	+0.203
17	1	STANCIU Cristian	ROM	2.864	48	17.784	39	33.411	36	41.910	36	132.1 82.1	47.289	36	+2.154
18	2	TICAN Marian	ROM	2.875	49	18.052	47	33.829	41	42.383	38	131.0 81.4	47.869	38	+2.734
19	3	RADU Eugen	ROM	2.746	31	17.586	30	33.211	33	41.725	34	132.1 82.0	47.096	34	+1.961
20	4	HOEGER Christopher	VEN	2.844	=45	17.804	43	33.561	37	42.136	37	131.4 81.6	47.577	37	+2.442
21	5	HOEGER Werner	VEN	2.798	39	17.799	42	33.805	40	42.550	40	129.3 80.4	48.094	39	+2.959
22	6	CAMACHO Julio Cesar	VEN	2.844	=45	18.307	49	34.451	45	43.238	44	128.7 80.0	48.787	43	+3.652
23	7	SINGLETON Patrick	BER	2.806	41	17.618	31	32.981	28	41.286	28	134.9 83.8	46.609	30	+1.474
24	8	GONZALEZ Ruben O	ARG	2.846	47	17.849	44	33.863	43	42.565	41	129.0 80.2	48.297	42	+3.162
25	9	GONZALEZ Marcelo	ARG	2.840	44	18.762	50	35.491	46	44.586	46	123.0 76.4	50.721	46	+5.586
26	10	KIM Min-Kyu	KOR	2.779	35	17.656	35	35.966	47	45.547	47	113.5 70.5	51.525	47	+6.390
27	11	LEE Chang-Yong	KOR	2.782	36	17.665	37	33.366	35	41.881	35	131.5 81.7	47.263	35	+2.128
28	12	LEE Hak-Jin	KOR	2.800	40	17.915	46	33.861	42	42.646	42	131.3 81.6	48.185	40	+3.050
29	13	LI Chia-Hsun	TPE	2.908	50	18.260	48	37.425	48	53.240	49	112.6 69.9			DNF
30	14	LIN Chui-Bin	TPE	2.796	38	17.798	41	34.378	44	43.545	45	124.5 77.4	49.564	45	+4.429
31	15	CEPOI Constantin-Liviu	MDA	2.820	43	17.712	38	33.661	38	42.535	39	131.5 81.7	48.187	41	+3.052



RÉSULTATS - PAR ORDRE DE DÉPART

MEN'S SINGLES OFFICIAL TRAINING RUN 6 SIMPLE HOMMES, ENTRAÎNEMENT OFFICIEL, 6e DESCENTE

UTAH OLYMPIC PARK SAT 9 FEB 2002 / SAM 9 FEV 2002 START TIME / DEBUT 14:00

Start Order No.	Start No.	Name	NOC	Start Time	Rk	Int.1	Rk	Int.2	Rk	Int.3	Rk	Speed (km/h)	(mph)	Finish Time	Rk	Time Behind
32	16	RASCHINI Ricardo	BRA	2.777	34	17.646	34	33.118	32	41.443	31	133.6	83.0	47.022	33	+1.887
33	17	MIZOGUCHI Renato H G	BRA	2.795	37	17.790	40	33.786	39	42.717	43	131.0	81.4	49.000	44	+3.865
34	18	DEMTSCHENKO Albert	RUS	2.672	4	17.269	2	32.295	2	40.296	2	136.7	84.9	45.264	4	+0.129
35	19	KNEIB Victor	RUS	2.695	10	17.411	17	32.538	19	40.670	19	136.2	84.6	45.711	19	+0.576
36	20	GORLATSHEV Alexei	RUS	2.710	17	17.415	18	32.482	16	40.523	14	136.0	84.5	45.536	15	+0.401
37	21	RUBENIS Martins	LAT	2.729	=24	17.521	24	32.702	21	40.818	21	136.0	84.5	45.892	21	+0.757
38	22	SKRAUSTINS Nauris	LAT	2.696	11	17.882	45	33.346	34	41.546	33	133.0	82.7	46.630	31	+1.495
39	23	REKIS Guntis	LAT	2.692	9	17.551	28	32.977	27	41.315	30	134.1	83.3	46.467	28	+1.332
40	24	CONNELLY Kyle	CAN	2.709	16	17.374	12	32.420	9	40.421	9	136.7	84.9	45.382	10	+0.247
41	25	MOFFAT Chris	CAN	2.701	=12	17.354	9	32.398	8	40.400	7	136.6	84.9	45.315	6	+0.180
42	26	SEITZ Tyler	CAN	2.689	7	17.383	13	32.470	15	40.514	13	136.3	84.7	45.475	13	+0.340
43	27	KLEINHEINZ Markus	AUT	2.721	21	17.404	16	32.440	13	40.416	8	136.7	84.9	45.345	8	+0.210
44	28	MARGREITER Rainer	AUT	2.714	18	17.363	11	32.422	10	40.430	10	136.4	84.8	45.357	9	+0.222
45	29	PROCK Markus	AUT	2.669	3	17.288	3	32.324	3	40.318	4	136.9	85.1	45.260	3	+0.125
46	30	GEPPERT Denis	GER	2.656	1	17.249	1	32.362	6	40.443	11	136.2	84.6	45.441	12	+0.306
47	31	ALBERT Karsten	GER	2.667	2	17.289	4	32.352	4	40.351	5	136.8	85.0	45.270	5	+0.135
48	32	HACKL Georg	GER	2.687	6	17.292	5	32.288	1	40.237	1	136.9	85.1	45.135	1	0.000
49	33	GILLY Reto	SUI	2.716	19	17.384	14	32.436	12	40.549	17	136.6	84.9	45.612	18	+0.477
50	34	HOEHENER Stefan	SUI	2.690	8	17.301	6	32.457	14	40.539	15	136.4	84.7	45.566	16	+0.431

LEGEND

Rk Rank
Int. Intermediate time
km/h kilometers per hour
mph miles per hour

DNF Did not finish



ANALYSE DE LA COURSE - PAR RANG

MEN'S SINGLES OFFICIAL TRAINING RUN 1 SIMPLE HOMMES, ENTRAÎNEMENT OFFICIEL, 1ère DESCENTE

UTAH OLYMPIC PARK WED 6 FEB 2002 / MER 6 FEV 2002 START TIME / DEBUT 10:05

Rk	Start No.	Name	NOC	Start Time	Rk	S-1	Rk	1-2	Rk	2-3	Rk	3-F	Rk	Speed (km/h)	Speed (mph)	Finish Time	Time Behind
1	32	HACKL Georg	GER	2.678	5	14.585	1	15.001	2	7.989	2	4.974	2	136.8	85.0	45.227	0.000
2	35	ROUSSEAU Johan	FRA	2.712	16	14.674	11	14.969	1	7.986	1	4.958	1	137.1	85.2	45.299	+0.072
3	50	ZOEGELER Armin	ITA	2.704	13	14.604	3	15.006	3	7.993	3	5.002	3	136.9	85.0	45.309	+0.082
4	48	HUBER Wilfried	ITA	2.745	=27	14.654	=9	15.009	4	8.008	4	5.014	=4	136.9	85.0	45.430	+0.203
5	29	PROCK Markus	AUT	2.667	1	14.617	5	15.045	5	8.041	5	5.077	11	136.5	84.8	45.447	+0.220
6	30	GEPPERT Denis	GER	2.683	7	14.592	2	15.139	11	8.097	=10	5.064	7	136.3	84.7	45.575	+0.348
7	28	MARGREITER Rainer	AUT	2.718	17	14.639	7	15.078	=6	8.091	9	5.092	16	136.6	84.9	45.618	+0.391
8	46	SOEDERBERG Anders	SWE	2.727	22	14.718	=17	15.078	=6	8.066	7	5.042	6	136.6	84.9	45.631	+0.404
9	37	SLAVIK Jaroslav	SVK	2.691	9	14.628	6	15.116	8	8.142	16	5.065	8	136.7	84.9	45.642	+0.415
10	22	SKRAUSTINS Nauris	LAT	2.695	=11	14.720	19	15.122	9	8.064	6	5.074	10	136.7	84.9	45.675	+0.448
11	27	KLEINHEINZ Markus	AUT	2.724	19	14.650	8	15.128	10	8.099	12	5.080	13	135.8	84.4	45.681	+0.454
12	41	HEIDT Adam	USA	2.689	8	14.745	23	15.170	14	8.080	8	5.014	=4	136.3	84.7	45.698	+0.471
13	49	RAINER Reinhold	ITA	2.738	=23	14.654	=9	15.148	13	8.125	14	5.081	14	136.4	84.7	45.746	+0.519
14	25	MOFFAT Chris	CAN	2.676	=3	14.783	27	15.180	16	8.097	=10	5.086	15	135.4	84.1	45.822	+0.595
15	18	DEMTSCHENKO Albert	RUS	2.721	18	14.605	4	15.140	12	8.131	15	5.233	28	135.7	84.3	45.830	+0.603
16	42	BENSHOOF Tony	USA	2.676	=3	14.741	22	15.189	17	8.180	20	5.079	12	136.6	84.9	45.865	+0.638
17	43	SULLIVAN Nick	USA	2.741	25	14.800	28	15.244	=21	8.123	13	5.072	9	135.2	84.0	45.980	+0.753
18	24	CONNELLY Kyle	CAN	2.705	14	14.702	13	15.236	20	8.166	19	5.176	21	135.4	84.1	45.985	+0.758
=19	19	KNEIB Victor	RUS	2.695	=11	14.769	26	15.174	15	8.159	18	5.199	23	135.6	84.2	45.996	+0.769
=19	20	GORLATSHEV Alexei	RUS	2.706	15	14.686	12	15.195	18	8.187	21	5.222	26	135.1	83.9	45.996	+0.769
21	21	RUBENIS Martins	LAT	2.742	26	14.718	=17	15.224	19	8.157	17	5.182	22	134.9	83.8	46.023	+0.796
22	45	HATTON Mark	GBR	2.738	=23	14.705	15	15.244	=21	8.203	23	5.150	19	134.9	83.8	46.040	+0.813
23	26	SEITZ Tyler	CAN	2.682	6	14.707	16	15.270	24	8.208	24	5.200	24	134.9	83.8	46.067	+0.840
24	36	FRICHETEAU Yann	FRA	2.746	29	14.761	25	15.264	23	8.202	22	5.144	18	135.5	84.2	46.117	+0.890
25	34	HOEHENER Stefan	SUI	2.694	10	14.704	14	15.314	26	8.252	25	5.159	20	135.6	84.3	46.123	+0.896
26	33	GILLY Reto	SUI	2.725	20	14.722	20	15.280	25	8.270	28	5.220	25	134.8	83.7	46.217	+0.990
27	47	WALDEN Bengt	SWE	2.753	31	14.750	24	15.365	28	8.307	29	5.224	27	134.7	83.7	46.399	+1.172
28	31	ALBERT Karsten	GER	2.673	2	14.843	32	15.344	27	8.268	27	5.329	31	134.9	83.8	46.457	+1.230
29	39	USHIJIMA Shigeaki	JPN	2.726	21	14.966	42	15.429	30	8.258	26	5.130	17	135.2	84.0	46.509	+1.282
30	23	REKIS Guntis	LAT	2.747	30	14.809	29	15.457	31	8.329	31	5.281	29	133.6	83.0	46.623	+1.396
31	7	SINGLETON Patrick	BER	2.850	43	14.859	35	15.369	29	8.327	30	5.292	30	134.5	83.6	46.697	+1.470



ANALYSE DE LA COURSE - PAR RANG

MEN'S SINGLES OFFICIAL TRAINING RUN 1 SIMPLE HOMMES, ENTRAÎNEMENT OFFICIEL, 1ère DESCENTE

UTAH OLYMPIC PARK WED 6 FEB 2002 / MER 6 FEV 2002 START TIME / DEBUT 10:05

Rk	Start No.	Name	NOC	Start Time	Rk	S-1	Rk	1-2	Rk	2-3	Rk	3-F	Rk	Speed (km/h)	Speed (mph)	Finish Time	Time Behind
32	2	TICAN Marian	ROM	2.792	37	14.827	31	15.483	32	8.445	34	5.429	35	133.5	82.9	46.976	+1.749
33	11	LEE Chang-Yong	KOR	2.765	32	14.899	36	15.520	33	8.433	33	5.397	34	133.1	82.7	47.014	+1.787
34	1	STANCIU Cristian	ROM	2.856	45	14.939	39	15.580=34		8.399	32	5.347	32	132.5	82.3	47.121	+1.894
35	44	KESHAVAN Shiva	IND	2.783	34	14.851=33		15.580=34		8.533	39	5.379	33	133.5	82.9	47.126	+1.899
36	3	RADU Eugen	ROM	2.779	33	14.737	21	15.630	38	8.560	40	5.469	38	133.5	82.9	47.175	+1.948
37	4	HOEGER Christopher	VEN	2.824=40		14.851=33		15.583	36	8.509	36	5.461	37	132.8	82.5	47.228	+2.001
38	9	GONZALEZ Marcelo	ARG	2.824=40		14.943=40		15.631	39	8.686	41	5.688	43	132.8	82.5	47.772	+2.545
39	10	KIM Min-Kyu	KOR	2.786=35		14.818	30	15.591	37	8.522	37	6.104	48	131.6	81.7	47.821	+2.594
40	5	HOEGER Werner	VEN	2.823	39	14.924	38	15.800	42	8.695	42	5.613	40	131.2	81.5	47.855	+2.628
41	6	CAMACHO Julio Cesar	VEN	2.864	46	15.355	47	15.691	40	8.446	35	5.571	39	131.0	81.4	47.927	+2.700
42	15	CEPOI Constantin-Liviu	MDA	2.839	42	14.904	37	15.872	43	8.901	46	5.862	46	131.7	81.8	48.378	+3.151
43	12	LEE Hak-Jin	KOR	2.786=35		15.572	49	16.122	46	8.530	38	5.451	36	127.4	79.2	48.461	+3.234
44	13	LI Chia-Hsun	TPE	2.992	50	15.047	44	15.935	44	8.765	43	5.775	45	129.7	80.6	48.514	+3.287
45	17	MIZOGUCHI Renato H G	BRA	2.852	44	14.943=40		15.742	41	8.931	47	6.113	49	130.9	81.3	48.581	+3.354
46	40	KVICALA Michal	CZE	2.811	38	15.028	43	16.332	47	8.775	44	5.710	44	124.9	77.6	48.656	+3.429
47	8	GONZALEZ Ruben O	ARG	2.953	49	15.259	46	16.079	45	8.781	45	5.687	42	130.4	81.0	48.759	+3.532
48	38	MICK Lubomir	SVK	2.745=27		15.781	50	16.734	49	9.006	48	5.614	41	123.8	76.9	49.880	+4.653
49	16	RASCHINI Ricardo	BRA	2.877	48	15.180	45	16.705	48	9.251	49	6.005	47	131.4	81.6	50.018	+4.791
50	14	LIN Chui-Bin	TPE	2.876	47	15.469	48	16.839	50	9.902	50	7.131	50	122.6	76.1	52.217	+6.990

LEGEND

Rk Rank **km/h** kilometers per hour
Int. Intermediate time **mph** miles per hour
S-1, 1-2, 2-3, 3-F Split interval



ANALYSE DE LA COURSE - PAR RANG

MEN'S SINGLES OFFICIAL TRAINING RUN 2 SIMPLE HOMMES, ENTRAÎNEMENT OFFICIEL, 2e DESCENTE

UTAH OLYMPIC PARK WED 6 FEB 2002 / MER 6 FEV 2002 START TIME / DEBUT 12:05

Rk	Start No.	Name	NOC	Start Time	Rk	S-1	Rk	1-2	Rk	2-3	Rk	3-F	Rk	Speed (km/h)	Speed (mph)	Finish Time	Time Behind
1	42	BENSHOOF Tony	USA	2.669	2	14.601	8	14.986	3	7.959	2	4.945	1	137.4	85.4	45.160	0.000
2	31	ALBERT Karsten	GER	2.716	=19	14.581	=2	14.984	=1	7.952	1	4.948	2	137.0	85.1	45.181	+0.021
3	50	ZOEGGELER Armin	ITA	2.724	=21	14.533	1	15.048	7	7.983	4	4.949	3	136.3	84.7	45.237	+0.077
4	25	MOFFAT Chris	CAN	2.692	11	14.597	7	15.009	4	7.993	5	4.968	4	136.8	85.0	45.259	+0.099
5	28	MARGREITER Rainer	AUT	2.709	16	14.616	10	15.050	8	8.004	7	4.973	6	136.4	84.8	45.352	+0.192
6	48	HUBER Wilfried	ITA	2.727	=24	14.587	4	14.984	=1	7.961	3	5.113	22	137.1	85.2	45.372	+0.212
7	41	HEIDT Adam	USA	2.699	13	14.632	13	15.060	10	8.019	8	4.969	5	136.8	85.0	45.379	+0.219
8	30	GEPPERT Denis	GER	2.670	3	14.581	=2	15.027	6	8.028	=10	5.088	18	136.9	85.0	45.394	+0.234
9	29	PROCK Markus	AUT	2.671	4	14.628	12	15.068	13	8.032	12	4.997	9	136.5	84.8	45.396	+0.236
10	27	KLEINHEINZ Markus	AUT	2.724	=21	14.611	9	15.062	=11	8.028	=10	4.996	8	136.5	84.8	45.421	+0.261
11	35	ROUSSEAU Johan	FRA	2.708	15	14.648	16	15.062	=11	8.033	13	4.985	7	136.5	84.8	45.436	+0.276
12	49	RAINER Reinhold	ITA	2.705	14	14.637	14	15.089	14	8.050	14	5.010	11	136.7	84.9	45.491	+0.331
13	46	SOEDERBERG Anders	SWE	2.728	26	14.692	21	15.059	9	8.026	9	5.002	10	136.3	84.7	45.507	+0.347
14	18	DEMTSCHENKO Albert	RUS	2.663	1	14.594	6	15.164	16	8.094	16	5.075	17	135.7	84.3	45.590	+0.430
15	21	RUBENIS Martins	LAT	2.725	23	14.710	24	15.113	15	8.087	15	5.055	14	135.7	84.3	45.690	+0.530
=16	32	HACKL Georg	GER	2.681	=6	14.590	5	15.019	5	7.998	6	5.429	42	136.6	84.9	45.717	+0.557
=16	19	KNEIB Victor	RUS	2.688	9	14.643	15	15.183	=19	8.132	=20	5.071	16	135.3	84.0	45.717	+0.557
18	36	FRICHETEAU Yann	FRA	2.713	17	14.683	20	15.183	=19	8.107	17	5.065	15	135.2	84.0	45.751	+0.591
19	20	GORLATSHEV Alexei	RUS	2.693	12	14.753	27	15.176	18	8.110	18	5.048	13	134.8	83.8	45.780	+0.620
20	34	HOEHENER Stefan	SUI	2.715	18	14.623	11	15.234	21	8.149	23	5.107	21	135.1	84.0	45.828	+0.668
21	37	SLAVIK Jaroslav	SVK	2.684	8	14.657	17	15.242	22	8.170	25	5.089	19	135.5	84.2	45.842	+0.682
22	45	HATTON Mark	GBR	2.736	28	14.705	23	15.171	17	8.153	24	5.124	23	135.7	84.3	45.889	+0.729
23	39	USHIJIMA Shigeaki	JPN	2.747	32	14.666	18	15.251	23	8.132	=20	5.103	20	135.0	83.9	45.899	+0.739
24	22	SKRAUSTINS Nauris	LAT	2.680	5	14.879	37	15.291	27	8.111	19	5.037	12	134.9	83.8	45.998	+0.838
25	24	CONNELLY Kyle	CAN	2.689	10	14.718	25	15.273	25	8.199	26	5.131	24	135.1	83.9	46.010	+0.850
26	43	SULLIVAN Nick	USA	2.731	27	14.763	28	15.262	24	8.141	22	5.134	25	134.9	83.8	46.031	+0.871
27	26	SEITZ Tyler	CAN	2.681	=6	14.766	29	15.325	30	8.239	28	5.159	26	134.3	83.4	46.170	+1.010
28	33	GILLY Reto	SUI	2.727	=24	14.679	19	15.274	26	8.275	30	5.290	=29	134.8	83.7	46.245	+1.085
29	23	REKIS Guntis	LAT	2.745	31	14.737	26	15.322	29	8.269	29	5.176	27	134.5	83.6	46.249	+1.089
30	47	WALDEN Bengt	SWE	2.740	29	14.700	22	15.310	28	8.227	27	5.590	43	134.5	83.5	46.567	+1.407
31	7	SINGLETON Patrick	BER	2.833	46	14.912	41	15.424	31	8.334	31	5.282	28	134.0	83.3	46.785	+1.625



ANALYSE DE LA COURSE - PAR RANG

MEN'S SINGLES OFFICIAL TRAINING RUN 2 SIMPLE HOMMES, ENTRAÎNEMENT OFFICIEL, 2e DESCENTE

UTAH OLYMPIC PARK WED 6 FEB 2002 / MER 6 FEV 2002 START TIME / DEBUT 12:05

Rk	Start No.	Name	NOC	Start Time	Rk	S-1	Rk	1-2	Rk	2-3	Rk	3-F	Rk	Speed (km/h)	(mph)	Finish Time	Time Behind
32	10	KIM Min-Kyu	KOR	2.779	37	14.880	38	15.519	33	8.354	32	5.290	=29	132.6	82.4	46.822	+1.662
33	3	RADU Eugen	ROM	2.743	30	14.808	30	15.574	34	8.462	35	5.331	32	132.2	82.1	46.918	+1.758
34	11	LEE Chang-Yong	KOR	2.760	34	14.850	35	15.585	35	8.435	34	5.318	31	132.2	82.1	46.948	+1.788
35	40	KVICALA Michal	CZE	2.812	41	14.903	40	15.477	32	8.356	33	5.408	40	133.5	82.9	46.956	+1.796
36	2	TICAN Marian	ROM	2.772	35	14.901	39	15.639	37	8.494	38	5.378	35	132.0	82.0	47.184	+2.024
37	4	HOEGER Christopher	VEN	2.828	45	14.869	36	15.640	38	8.490	37	5.395	36	132.0	82.0	47.222	+2.062
38	44	KESHAVAN Shiva	IND	2.752	33	14.976	45	15.672	39	8.499	39	5.356	33	132.8	82.5	47.255	+2.095
39	9	GONZALEZ Marcelo	ARG	2.819	43	14.914	42	15.728	40	8.508	40	5.403	39	131.3	81.5	47.372	+2.212
40	1	STANCIU Cristian	ROM	2.848	48	14.834	=32	15.745	41	8.539	42	5.409	41	132.9	82.6	47.375	+2.215
41	16	RASCHINI Ricardo	BRA	2.789	38	14.828	31	15.845	46	8.535	41	5.398	38	131.4	81.6	47.395	+2.235
42	12	LEE Hak-Jin	KOR	2.777	36	15.116	49	15.826	44	8.486	36	5.365	34	130.2	80.9	47.570	+2.410
43	38	MICK Lubomir	SVK	2.716	=19	15.043	47	15.780	42	8.646	43	5.397	37	130.3	81.0	47.582	+2.422
44	8	GONZALEZ Ruben O	ARG	2.837	47	14.846	34	15.843	45	8.738	45	5.653	44	131.8	81.9	47.917	+2.757
45	15	CEPOI Constantin-Liviu	MDA	2.806	40	14.834	=32	15.857	47	8.884	46	5.670	45	131.7	81.8	48.051	+2.891
46	5	HOEGER Werner	VEN	2.813	42	14.970	44	15.862	48	8.924	47	5.819	47	130.7	81.2	48.388	+3.228
47	17	MIZOGUCHI Renato H G	BRA	2.876	49	14.964	43	15.791	43	8.726	44	6.427	49	130.3	80.9	48.784	+3.624
48	13	LI Chia-Hsun	TPE	2.881	50	15.264	50	17.081	49	9.010	48	5.768	46	119.7	74.4	50.004	+4.844
49	14	LIN Chui-Bin	TPE	2.803	39	15.109	48	17.419	50	9.465	49	6.128	48	119.6	74.3	50.924	+5.764
	6	CAMACHO Julio Cesar	VEN	2.823	44	14.987	46	15.593	36					132.5	82.3		DNF

LEGEND

Rk Rank

km/h kilometers per hour

DNF Did not finish

Int. Intermediate time

mph miles per hour

S-1, 1-2, 2-3, 3-F Split interval



ANALYSE DE LA COURSE - PAR RANG

MEN'S SINGLES OFFICIAL TRAINING RUN 3 SIMPLE HOMMES, ENTRAÎNEMENT OFFICIEL, 3e DESCENTE

UTAH OLYMPIC PARK THU 7 FEB 2002 / JEU 7 FEV 2002 START TIME / DEBUT 16:00

Rk	Start No.	Name	NOC	Start Time	Rk	S-1 Rk	1-2 Rk	2-3 Rk	3-F Rk	Speed (km/h)	Speed (mph)	Finish Time	Time Behind				
1	32	HACKL Georg	GER	2.676	7	14.533	3	14.869	1	7.873	1	4.875	3	137.8	85.6	44.826	0.000
2	31	ALBERT Karsten	GER	2.665	=3	14.523	=1	14.912	3	7.896	2	4.871	1	137.6	85.5	44.867	+0.041
3	48	HUBER Wilfried	ITA	2.739	=27	14.544	5	14.909	2	7.909	3	4.882	5	137.5	85.4	44.983	+0.157
4	41	HEIDT Adam	USA	2.688	12	14.573	8	14.957	6	7.920	4	4.873	2	136.6	84.9	45.011	+0.185
5	34	HOEHENER Stefan	SUI	2.711	19	14.542	4	14.950	5	7.946	7	4.920	7	137.3	85.3	45.069	+0.243
6	26	SEITZ Tyler	CAN	2.677	8	14.605	13	14.976	9	7.937	6	4.877	4	136.9	85.1	45.072	+0.246
7	35	ROUSSEAU Johan	FRA	2.708	18	14.613	16	14.927	4	7.933	5	4.900	6	137.6	85.5	45.081	+0.255
8	42	BENSHOOF Tony	USA	2.665	=3	14.577	9	14.960	7	7.995	14	4.928	9	137.5	85.4	45.125	+0.299
9	30	GEPPERT Denis	GER	2.662	1	14.563	7	14.992	11	7.988	=11	4.951	13	136.6	84.8	45.156	+0.330
10	18	DEMTSCHENKO Albert	RUS	2.671	=5	14.555	6	15.009	12	7.988	=11	4.961	=15	136.8	85.0	45.184	+0.358
11	49	RAINER Reinhold	ITA	2.705	17	14.595	12	14.991	10	7.980	9	4.954	14	137.0	85.1	45.225	+0.399
12	36	FRICHETEAU Yann	FRA	2.742	29	14.615	18	14.971	8	7.988	=11	4.936	10	137.0	85.1	45.252	+0.426
13	28	MARGREITER Rainer	AUT	2.722	23	14.611	=14	15.034	14	7.981	10	4.950	12	136.5	84.8	45.298	+0.472
14	29	PROCK Markus	AUT	2.671	=5	14.588	10	15.074	17	8.018	18	4.972	18	136.7	84.9	45.323	+0.497
15	37	SLAVIK Jaroslav	SVK	2.679	10	14.611	=14	15.047	15	8.040	=20	5.000	21	136.6	84.9	45.377	+0.551
16	27	KLEINHEINZ Markus	AUT	2.678	9	14.645	21	15.101	21	8.006	=15	4.961	=15	135.9	84.4	45.391	+0.565
17	50	ZOEGGELER Armin	ITA	2.691	13	14.523	=1	15.281	29	8.007	17	4.924	8	133.3	82.8	45.426	+0.600
18	21	RUBENIS Martins	LAT	2.724	25	14.649	23	15.115	24	8.006	=15	4.939	11	135.8	84.4	45.433	+0.607
19	39	USHIJIMA Shigeaki	JPN	2.748	31	14.696	29	15.016	13	7.974	8	5.024	23	136.1	84.5	45.458	+0.632
20	19	KNEIB Victor	RUS	2.723	24	14.630	20	15.085	20	8.040	=20	4.992	20	136.0	84.5	45.470	+0.644
21	20	GORLATSHEV Alexei	RUS	2.695	=15	14.667	26	15.076	18	8.050	22	5.016	22	136.2	84.6	45.504	+0.678
22	25	MOFFAT Chris	CAN	2.664	2	14.745	31	15.129	25	8.024	19	4.961	=15	135.7	84.3	45.523	+0.697
23	33	GILLY Reto	SUI	2.713	20	14.614	17	15.103	22	8.073	24	5.032	24	136.1	84.6	45.535	+0.709
24	47	WALDEN Bengt	SWE	2.695	=15	14.648	22	15.112	23	8.074	25	5.054	26	135.9	84.4	45.583	+0.757
25	43	SULLIVAN Nick	USA	2.739	=27	14.691	28	15.145	26	8.058	23	4.985	19	135.7	84.3	45.618	+0.792
26	24	CONNELLY Kyle	CAN	2.693	14	14.653	24	15.170	27	8.087	27	5.037	25	135.8	84.4	45.640	+0.814
27	45	HATTON Mark	GBR	2.762	33	14.622	19	15.081	19	8.079	26	5.120	28	136.2	84.6	45.664	+0.838
28	46	SOEDERBERG Anders	SWE	2.716	21	14.594	11	15.049	16	8.244	29	5.159	=30	137.1	85.2	45.762	+0.936
29	23	REKIS Guntis	LAT	2.719	22	14.674	27	15.280	28	8.257	31	5.147	29	134.6	83.6	46.077	+1.251
30	44	KESHAVAN Shiva	IND	2.758	32	14.665	25	15.382	31	8.318	34	5.202	33	134.2	83.4	46.325	+1.499
31	38	MICK Lubomir	SVK	2.731	26	14.821	38	15.415	32	8.249	30	5.115	27	133.3	82.8	46.331	+1.505



ANALYSE DE LA COURSE - PAR RANG

MEN'S SINGLES OFFICIAL TRAINING RUN 3 SIMPLE HOMMES, ENTRAÎNEMENT OFFICIEL, 3e DESCENTE

UTAH OLYMPIC PARK THU 7 FEB 2002 / JEU 7 FEV 2002 START TIME / DEBUT 16:00

Rk	Start No.	Name	NOC	Start Time	Rk	S-1	Rk	1-2	Rk	2-3	Rk	3-F	Rk	Speed (km/h)	(mph)	Finish Time	Time Behind
32	1	STANCIU Cristian	ROM	2.835	48	14.831	41	15.375	30	8.283	32	5.192	32	134.0	83.2	46.516	+1.690
33	22	SKRAUSTINS Nauris	LAT	2.682	11	14.702	30	15.763	44	8.230	28	5.159	=30	129.5	80.4	46.536	+1.710
34	7	SINGLETON Patrick	BER	2.806	40	14.752	32	15.434	33	8.338	37	5.214	34	134.0	83.2	46.544	+1.718
=35	11	LEE Chang-Yong	KOR	2.778	36	14.803	36	15.481	36	8.333	35	5.228	35	132.9	82.5	46.623	+1.797
=35	2	TICAN Marian	ROM	2.772	35	14.785	34	15.474	34	8.335	36	5.257	36	133.2	82.7	46.623	+1.797
37	3	RADU Eugen	ROM	2.743	30	14.784	33	15.475	35	8.427	39	5.289	38	133.4	82.9	46.718	+1.892
38	4	HOEGER Christopher	VEN	2.832	47	14.823	39	15.515	37	8.437	40	5.330	39	133.0	82.6	46.937	+2.111
39	16	RASCHINI Ricardo	BRA	2.786	38	14.786	35	15.675	39	8.499	42	5.372	41	133.2	82.8	47.118	+2.292
40	12	LEE Hak-Jin	KOR	2.771	34	14.877	43	15.661	38	8.473	41	5.342	40	132.3	82.2	47.124	+2.298
41	40	KVICALA Michal	CZE	2.825	=44	14.857	42	15.687	40	8.300	33	5.541	44	130.0	80.8	47.210	+2.384
42	15	CEPOI Constantin-Liviu	MDA	2.813	41	14.819	37	15.708	41	8.567	43	5.424	42	132.5	82.3	47.331	+2.505
43	10	KIM Min-Kyu	KOR	2.780	37	15.206	50	15.731	43	8.380	38	5.261	37	130.4	81.0	47.358	+2.532
44	5	HOEGER Werner	VEN	2.802	39	14.889	44	15.857	46	8.720	45	5.530	43	130.8	81.3	47.798	+2.972
45	17	MIZOGUCHI Renato H G	BRA	2.839	49	14.960	47	15.794	45	8.740	46	5.573	45	130.5	81.1	47.906	+3.080
46	8	GONZALEZ Ruben O	ARG	2.829	46	14.956	46	16.360	48	8.785	47	5.598	46	125.9	78.2	48.528	+3.702
47	13	LI Chia-Hsun	TPE	2.857	50	14.951	45	16.038	47	9.168	48	5.882	47	130.2	80.9	48.896	+4.070
48	9	GONZALEZ Marcelo	ARG	2.825	=44	15.174	48	15.728	42	8.667	44	7.791	49	131.1	81.4	50.185	+5.359
49	14	LIN Chui-Bin	TPE	2.814	42	15.205	49	17.130	50	10.233	49	7.283	48	120.4	74.8	52.665	+7.839
	6	CAMACHO Julio Cesar	VEN	2.816	43	14.826	40	16.769	49					132.7	82.4		DNF

LEGEND

Rk Rank

km/h kilometers per hour

DNF Did not finish

Int. Intermediate time

mph miles per hour

S-1, 1-2, 2-3, 3-F Split interval



ANALYSE DE LA COURSE - PAR RANG

MEN'S SINGLES OFFICIAL TRAINING RUN 4 SIMPLE HOMMES, ENTRAÎNEMENT OFFICIEL, 4e DESCENTE

UTAH OLYMPIC PARK THU 7 FEB 2002 / JEU 7 FEV 2002 START TIME / DEBUT 17:45

Rk	Start No.	Name	NOC	Start Time	Rk	S-1	Rk	1-2	Rk	2-3	Rk	3-F	Rk	Speed (km/h)	Speed (mph)	Finish Time	Time Behind
1	50	ZOEGGELER Armin	ITA	2.719	21	14.490	1	14.863	1	7.860	1	4.877	2	137.6	85.5	44.809	0.000
2	32	HACKL Georg	GER	2.679	7	14.541	4	14.887	2	7.874	2	4.868	1	137.7	85.5	44.849	+0.040
3	31	ALBERT Karsten	GER	2.680	8	14.551	6	14.922	4	7.917	5	4.882	3	137.5	85.4	44.952	+0.143
4	48	HUBER Wilfried	ITA	2.730	28	14.558	=7	14.898	3	7.915	4	4.896	6	137.6	85.5	44.997	+0.188
5	22	SKRAUSTINS Nauris	LAT	2.690	11	14.587	11	14.929	5	7.903	3	4.889	4	137.4	85.3	44.998	+0.189
6	42	BENSHOOF Tony	USA	2.669	3	14.605	14	14.969	8	7.945	6	4.899	7	137.3	85.3	45.087	+0.278
7	30	GEPPERT Denis	GER	2.666	1	14.533	3	14.968	7	8.005	11	4.952	11	137.0	85.1	45.124	+0.315
8	41	HEIDT Adam	USA	2.689	10	14.619	15	15.007	11	7.946	7	4.894	5	136.9	85.0	45.155	+0.346
9	28	MARGREITER Rainer	AUT	2.674	=4	14.558	=7	15.006	10	7.987	9	4.934	9	136.8	85.0	45.159	+0.350
10	18	DEMTSCHENKO Albert	RUS	2.674	=4	14.532	2	15.004	9	7.993	10	4.960	12	136.9	85.1	45.163	+0.354
11	35	ROUSSEAU Johan	FRA	2.731	29	14.635	18	14.964	6	7.983	8	4.933	8	137.1	85.2	45.246	+0.437
12	29	PROCK Markus	AUT	2.707	=17	14.561	9	15.041	16	8.014	13	4.962	=13	137.0	85.1	45.285	+0.476
13	34	HOEHENER Stefan	SUI	2.717	20	14.569	10	15.031	13	8.038	16	5.018	22	137.1	85.2	45.373	+0.564
14	39	USHIJIMA Shigeaki	JPN	2.751	33	14.621	16	15.033	14	8.015	14	4.962	=13	135.9	84.4	45.382	+0.573
15	25	MOFFAT Chris	CAN	2.703	14	14.594	=12	15.052	17	8.041	17	5.006	16	136.5	84.8	45.396	+0.587
16	37	SLAVIK Jaroslav	SVK	2.668	2	14.549	5	15.090	19	8.083	24	5.014	=20	136.2	84.6	45.404	+0.595
17	36	FRICHETEAU Yann	FRA	2.740	32	14.657	=22	15.117	20	8.008	12	4.940	10	135.5	84.2	45.462	+0.653
18	46	SOEDERBERG Anders	SWE	2.726	=23	14.627	17	15.015	12	8.049	18	5.046	23	136.9	85.1	45.463	+0.654
19	20	GORLATSHEV Alexei	RUS	2.700	13	14.637	19	15.059	18	8.060	21	5.014	=20	136.3	84.7	45.470	+0.661
20	21	RUBENIS Martins	LAT	2.727	26	14.670	=27	15.037	15	8.030	15	5.012	=18	136.6	84.9	45.476	+0.667
21	27	KLEINHEINZ Markus	AUT	2.726	=23	14.594	=12	15.121	22	8.057	19	5.007	17	135.6	84.3	45.505	+0.696
22	26	SEITZ Tyler	CAN	2.678	6	14.660	24	15.138	24	8.081	22	5.004	15	135.7	84.3	45.561	+0.752
23	33	GILLY Reto	SUI	2.720	22	14.670	=27	15.145	25	8.058	20	5.012	=18	135.6	84.2	45.605	+0.796
24	24	CONNELLY Kyle	CAN	2.694	12	14.647	21	15.137	23	8.082	23	5.047	=24	136.1	84.5	45.607	+0.798
25	47	WALDEN Bengt	SWE	2.705	16	14.663	25	15.120	21	8.104	25	5.047	=24	135.9	84.4	45.639	+0.830
26	45	HATTON Mark	GBR	2.707	=17	14.642	20	15.176	26	8.155	27	5.102	29	135.5	84.2	45.782	+0.973
27	43	SULLIVAN Nick	USA	2.726	=23	14.725	33	15.199	27	8.122	26	5.055	26	135.1	83.9	45.827	+1.018
28	23	REKIS Guntis	LAT	2.728	27	14.670	=27	15.239	29	8.191	28	5.140	30	134.7	83.7	45.968	+1.159
29	38	MICK Lubomir	SVK	2.714	19	14.687	30	15.389	=32	8.212	30	5.092	27	133.7	83.1	46.094	+1.285
30	7	SINGLETON Patrick	BER	2.799	39	14.726	34	15.232	28	8.193	29	5.157	31	135.3	84.0	46.107	+1.298
31	19	KNEIB Victor	RUS	2.683	9	14.697	31	15.639	40	8.215	31	5.098	28	130.3	81.0	46.332	+1.523



ANALYSE DE LA COURSE - PAR RANG

MEN'S SINGLES OFFICIAL TRAINING RUN 4 SIMPLE HOMMES, ENTRAÎNEMENT OFFICIEL, 4e DESCENTE

UTAH OLYMPIC PARK THU 7 FEB 2002 / JEU 7 FEV 2002 START TIME / DEBUT 17:45

Rk	Start No.	Name	NOC	Start Time	Rk	S-1	Rk	1-2	Rk	2-3	Rk	3-F	Rk	Speed (km/h)	Speed (mph)	Finish Time	Time Behind
32	44	KESHAVAN Shiva	IND	2.734	=30	14.657	=22	15.383	31	8.377	37	5.277	35	134.2	83.4	46.428	+1.619
33	1	STANCIU Cristian	ROM	2.830	46	14.779	36	15.389	=32	8.302	33	5.218	32	133.7	83.0	46.518	+1.709
34	40	KVICALA Michal	CZE	2.808	42	14.794	39	15.427	34	8.282	32	5.264	34	132.7	82.4	46.575	+1.766
35	11	LEE Chang-Yong	KOR	2.777	38	14.811	40	15.476	36	8.348	35	5.227	33	133.4	82.9	46.639	+1.830
36	2	TICAN Marian	ROM	2.769	35	14.743	35	15.482	37	8.397	38	5.285	36	132.9	82.6	46.676	+1.867
37	4	HOEGER Christopher	VEN	2.829	45	14.829	43	15.523	39	8.409	39	5.298	37	132.9	82.6	46.888	+2.079
38	16	RASCHINI Ricardo	BRA	2.753	34	14.793	38	15.353	30	8.355	36	5.907	44	133.8	83.1	47.161	+2.352
39	15	CEPOI Constantin-Liviu	MDA	2.803	40	14.847	44	15.681	41	8.572	40	5.416	38	132.4	82.3	47.319	+2.510
40	10	KIM Min-Kyu	KOR	2.775	37	14.788	37	15.483	38	8.345	34	6.003	45	133.5	82.9	47.394	+2.585
41	9	GONZALEZ Marcelo	ARG	2.816	43	14.872	45	15.758	42	8.673	41	5.428	39	132.3	82.2	47.547	+2.738
42	12	LEE Hak-Jin	KOR	2.773	36	14.825	=41	15.765	43	8.816	43	5.576	40	133.3	82.8	47.755	+2.946
43	5	HOEGER Werner	VEN	2.883	49	15.043	49	15.842	45	8.699	42	5.846	43	130.9	81.3	48.313	+3.504
44	8	GONZALEZ Ruben O	ARG	2.833	47	14.952	47	16.006	46	8.884	44	5.659	42	130.7	81.2	48.334	+3.525
45	6	CAMACHO Julio Cesar	VEN	2.822	44	14.825	=41	16.188	47	8.972	45	5.654	41	132.0	82.0	48.461	+3.652
46	14	LIN Chui-Bin	TPE	2.841	48	15.143	50	16.725	49	9.058	46	6.063	46	123.4	76.6	49.830	+5.021
47	13	LI Chia-Hsun	TPE	2.898	50	15.041	48	16.193	48	9.775	47	6.282	47	129.0	80.2	50.189	+5.380
	3	RADU Eugen	ROM	2.734	=30	14.701	32	15.465	35	15.887	49			133.4	82.9		DNF
	17	MIZOGUCHI Renato H G	BRA	2.806	41	14.908	46	15.816	44	10.009	48			130.4	81.0		DNF
	49	RAINER Reinhold	ITA	2.704	15	14.667	26							79.4	49.3		DNF

LEGEND

Rk Rank

km/h kilometers per hour

DNF Did not finish

Int. Intermediate time

mph miles per hour

S-1, 1-2, 2-3, 3-F Split interval



ANALYSE DE LA COURSE - PAR RANG

MEN'S SINGLES OFFICIAL TRAINING RUN 5 SIMPLE HOMMES, ENTRAÎNEMENT OFFICIEL, 5e DESCENTE

UTAH OLYMPIC PARK FRI 8 FEB 2002 / VEN 8 FEV 2002 START TIME / DEBUT 9:45

Rk	Start No.	Name	NOC	Start Time	Rk	S-1	Rk	1-2	Rk	2-3	Rk	3-F	Rk	Speed (km/h)	Speed (mph)	Finish Time	Time Behind
1	48	HUBER Wilfried	ITA	2.744	26	14.731	2	15.117	2	8.037	1	5.018	7	135.7	84.3	45.647	0.000
2	29	PROCK Markus	AUT	2.690	4	14.770	7	15.194	3	8.040	2	4.978	1	135.3	84.0	45.672	+0.025
3	18	DEMTSCHENKO Albert	RUS	2.687	=2	14.724	1	15.223	5	8.071	3	5.016	=5	134.9	83.8	45.721	+0.074
4	50	ZOEGGELER Armin	ITA	2.707	7	14.771	8	15.087	1	8.074	4	5.144	19	135.6	84.2	45.783	+0.136
5	30	GEPPERT Denis	GER	2.687	=2	14.751	3	15.220	4	8.111	9	5.042	9	134.9	83.8	45.811	+0.164
6	42	BENSHOOF Tony	USA	2.679	1	14.783	10	15.264	7	8.104	7	5.014	4	134.7	83.7	45.844	+0.197
7	41	HEIDT Adam	USA	2.702	5	14.767	6	15.347	14	8.087	5	4.992	2	132.7	82.5	45.895	+0.248
8	31	ALBERT Karsten	GER	2.708	=8	14.756	5	15.278	9	8.129	12	5.046	10	134.7	83.7	45.917	+0.270
9	37	SLAVIK Jaroslav	SVK	2.705	6	14.854	17	15.245	6	8.106	8	5.013	3	135.1	83.9	45.923	+0.276
10	32	HACKL Georg	GER	2.708	=8	14.777	9	15.285	11	8.124	11	5.039	8	135.1	83.9	45.933	+0.286
11	27	KLEINHEINZ Markus	AUT	2.742	25	14.811	13	15.270	8	8.123	10	5.062	=11	134.7	83.7	46.008	+0.361
12	28	MARGREITER Rainer	AUT	2.731	19	14.753	4	15.296	12	8.169	15	5.062	=11	135.3	84.0	46.011	+0.364
13	35	ROUSSEAU Johan	FRA	2.749	28	14.876	18	15.280	10	8.143	13	5.068	13	135.0	83.9	46.116	+0.469
14	49	RAINER Reinhold	ITA	2.735	21	14.958	25	15.320	13	8.091	6	5.016	=5	133.5	83.0	46.120	+0.473
15	34	HOEHENER Stefan	SUI	2.718	13	14.794	11	15.392	16	8.187	16	5.104	17	133.8	83.1	46.195	+0.548
16	33	GILLY Reto	SUI	2.741	24	14.890	19	15.388	15	8.193	17	5.088	15	134.0	83.2	46.300	+0.653
17	22	SKRAUSTINS Nauris	LAT	2.711	11	14.951	=22	15.401	17	8.167	14	5.076	14	133.0	82.6	46.306	+0.659
18	25	MOFFAT Chris	CAN	2.723	14	15.032	29	15.435	20	8.194	18	5.098	16	132.9	82.6	46.482	+0.835
19	45	HATTON Mark	GBR	2.729	18	14.847	16	15.413	18	8.304	24	5.231	26	133.8	83.1	46.524	+0.877
20	46	SOEDERBERG Anders	SWE	2.748	27	14.975	26	15.486	25	8.257	20	5.176	22	132.7	82.4	46.642	+0.995
21	39	USHIJIMA Shigeaki	JPN	2.776	30	14.801	12	15.421	19	8.294	23	5.384	33	133.6	83.0	46.676	+1.029
22	38	MICK Lubomir	SVK	2.728	=15	14.951	=22	15.538	26	8.314	26	5.195	24	132.4	82.2	46.726	+1.079
23	20	GORLATSCHEV Alexei	RUS	2.732	20	14.915	20	15.440	21	8.411	31	5.246	28	134.1	83.3	46.744	+1.097
24	24	CONNELLY Kyle	CAN	2.709	10	15.018	28	15.549	27	8.308	25	5.190	23	132.6	82.4	46.774	+1.127
25	7	SINGLETON Patrick	BER	2.849	41	14.955	24	15.471	22	8.322	27	5.229	25	133.1	82.7	46.826	+1.179
26	19	KNEIB Victor	RUS	2.715	12	14.838	14	15.479	24	8.517	34	5.279	29	133.6	83.0	46.828	+1.181
27	43	SULLIVAN Nick	USA	2.780	32	15.216	36	15.477	23	8.273	21	5.106	18	133.6	83.0	46.852	+1.205
28	47	WALDEN Bengt	SWE	2.728	=15	14.839	15	15.585	30	8.479	33	5.295	31	133.4	82.9	46.926	+1.279
29	36	FRICHETEAU Yann	FRA	2.739	23	15.217	37	15.622	31	8.274	22	5.160	21	131.6	81.8	47.012	+1.365
30	23	REKIS Guntis	LAT	2.736	22	15.244	40	15.566	29	8.247	19	5.233	27	131.8	81.9	47.026	+1.379
31	40	KVICALA Michal	CZE	2.817	36	14.947	21	15.557	28	8.380	29	5.405	36	132.1	82.0	47.106	+1.459



ANALYSE DE LA COURSE - PAR RANG

MEN'S SINGLES OFFICIAL TRAINING RUN 5 SIMPLE HOMMES, ENTRAÎNEMENT OFFICIEL, 5e DESCENTE

UTAH OLYMPIC PARK FRI 8 FEB 2002 / VEN 8 FEV 2002 START TIME / DEBUT 9:45

Rk	Start No.	Name	NOC	Start Time	Rk	S-1	Rk	1-2	Rk	2-3	Rk	3-F	Rk	Speed (km/h)	(mph)	Finish Time	Time Behind
32	26	SEITZ Tyler	CAN	2.728	=15	15.079	32	15.695	33	8.400	30	5.294	30	131.8	81.9	47.196	+1.549
33	3	RADU Eugen	ROM	2.783	33	14.993	27	15.827	37	8.582	38	5.416	37	130.8	81.2	47.601	+1.954
34	21	RUBENIS Martins	LAT	2.777	31	15.599	45	15.756	35	8.336	28	5.155	20	131.5	81.7	47.623	+1.976
35	1	STANCIU Cristian	ROM	2.920	48	15.076	31	15.713	34	8.525	36	5.391	34	131.7	81.8	47.625	+1.978
36	11	LEE Chang-Yong	KOR	2.828	37	15.176	33	15.823	36	8.524	35	5.396	35	130.6	81.1	47.747	+2.100
37	10	KIM Min-Kyu	KOR	2.803	35	15.435	43	15.857	38	8.412	32	5.313	32	129.0	80.1	47.820	+2.173
38	4	HOEGER Christopher	VEN	2.913	47	15.226	39	15.881	39	8.551	37	5.438	38	129.9	80.7	48.009	+2.362
39	2	TICAN Marian	ROM	2.840	40	15.203	34	16.256	44	8.762	42	5.524	40	126.6	78.6	48.585	+2.938
40	17	MIZOGUCHI Renato H G	BRA	2.850	42	15.259	41	16.179	42	8.853	46	5.658	=43	127.8	79.4	48.799	+3.152
41	6	CAMACHO Julio Cesar	VEN	2.903	45	15.759	47	16.158	41	8.618	39	5.449	39	127.3	79.1	48.887	+3.240
42	44	KESHAVAN Shiva	IND	2.758	29	15.051	30	15.690	32	8.960	47	6.470	49	130.8	81.2	48.929	+3.282
43	8	GONZALEZ Ruben O	ARG	2.907	46	15.360	42	16.387	46	8.746	40	5.563	41	126.0	78.3	48.963	+3.316
44	15	CEPOI Constantin-Liviu	MDA	2.829	38	15.213	35	16.215	43	8.779	44	6.069	46	127.9	79.5	49.105	+3.458
45	12	LEE Hak-Jin	KOR	2.858	43	15.756	46	16.135	40	8.769	43	5.711	45	128.3	79.7	49.229	+3.582
46	16	RASCHINI Ricardo	BRA	2.789	34	15.880	48	16.345	45	8.759	41	5.599	42	125.9	78.2	49.372	+3.725
47	5	HOEGER Werner	VEN	2.863	44	15.910	49	16.423	47	8.835	45	5.658	=43	125.4	77.9	49.689	+4.042
48	14	LIN Chui-Bin	TPE	2.928	50	15.523	44	16.543	48	9.192	48	6.376	47	125.3	77.9	50.562	+4.915
49	13	LI Chia-Hsun	TPE	2.927	49	15.224	38	18.660	50	10.235	49	6.410	48	121.4	75.4	53.456	+7.809
50	9	GONZALEZ Marcelo	ARG	2.836	39	16.357	50	17.838	49	10.329	50	6.575	50	119.0	73.9	53.935	+8.288

LEGEND

Rk Rank **km/h** kilometers per hour
Int. Intermediate time **mph** miles per hour
S-1, 1-2, 2-3, 3-F Split interval



ANALYSE DE LA COURSE - PAR RANG

MEN'S SINGLES OFFICIAL TRAINING RUN 6 SIMPLE HOMMES, ENTRAÎNEMENT OFFICIEL, 6e DESCENTE

UTAH OLYMPIC PARK SAT 9 FEB 2002 / SAM 9 FEV 2002 START TIME / DEBUT 14:00

Rk	Start No.	Name	NOC	Start Time	Rk	S-1	Rk	1-2	Rk	2-3	Rk	3-F	Rk	Speed (km/h)	Speed (mph)	Finish Time	Time Behind
1	32	HACKL Georg	GER	2.687	6	14.605	3	14.996	2	7.949	1	4.898	=1	136.9	85.1	45.135	0.000
2	41	HEIDT Adam	USA	2.701	=12	14.658	10	14.994	1	7.964	2	4.898	=1	137.2	85.2	45.215	+0.080
3	29	PROCK Markus	AUT	2.669	3	14.619	5	15.036	=5	7.994	4	4.942	7	136.9	85.1	45.260	+0.125
4	18	DEMTSCHENKO Albert	RUS	2.672	4	14.597	2	15.026	3	8.001	=6	4.968	12	136.7	84.9	45.264	+0.129
5	31	ALBERT Karsten	GER	2.667	2	14.622	6	15.063	11	7.999	5	4.919	4	136.8	85.0	45.270	+0.135
6	25	MOFFAT Chris	CAN	2.701	=12	14.653	9	15.044	7	8.002	8	4.915	3	136.6	84.9	45.315	+0.180
7	50	ZOEGGELER Armin	ITA	2.708	15	14.634	7	15.034	4	8.006	9	4.956	9	137.1	85.2	45.338	+0.203
8	27	KLEINHEINZ Markus	AUT	2.721	21	14.683	15	15.036	=5	7.976	3	4.929	6	136.7	84.9	45.345	+0.210
9	28	MARGREITER Rainer	AUT	2.714	18	14.649	8	15.059	10	8.008	10	4.927	5	136.4	84.8	45.357	+0.222
10	24	CONNELLY Kyle	CAN	2.709	16	14.665	11	15.046	8	8.001	=6	4.961	=10	136.7	84.9	45.382	+0.247
11	42	BENSHOOF Tony	USA	2.677	5	14.669	=13	15.080	13	8.031	11	4.948	8	136.4	84.7	45.405	+0.270
12	30	GEPPERT Denis	GER	2.656	1	14.593	1	15.113	16	8.081	16	4.998	14	136.2	84.6	45.441	+0.306
13	26	SEITZ Tyler	CAN	2.689	7	14.694	17	15.087	14	8.044	13	4.961	=10	136.3	84.7	45.475	+0.340
14	35	ROUSSEAU Johan	FRA	2.729	=24	14.669	=13	15.095	15	8.048	14	4.980	13	136.4	84.7	45.521	+0.386
15	20	GORLATSCHEV Alexei	RUS	2.710	17	14.705	18	15.067	12	8.041	12	5.013	17	136.0	84.5	45.536	+0.401
16	34	HOEHENER Stefan	SUI	2.690	8	14.611	4	15.156	19	8.082	17	5.027	19	136.4	84.7	45.566	+0.431
17	48	HUBER Wilfried	ITA	2.736	28	14.684	16	15.116	17	8.059	15	5.004	15	135.9	84.4	45.599	+0.464
18	33	GILLY Reto	SUI	2.716	19	14.668	12	15.052	9	8.113	18	5.063	21	136.6	84.9	45.612	+0.477
19	19	KNEIB Victor	RUS	2.695	10	14.716	19	15.127	18	8.132	22	5.041	20	136.2	84.6	45.711	+0.576
20	36	FRICHETEAU Yann	FRA	2.753	32	14.805	27	15.193	22	8.117	21	5.019	18	134.6	83.6	45.887	+0.752
21	21	RUBENIS Martins	LAT	2.729	=24	14.792	=25	15.181	21	8.116	=19	5.074	22	136.0	84.5	45.892	+0.757
22	39	USHIJIMA Shigeaki	JPN	2.732	27	14.721	20	15.175	20	8.168	23	5.169	28	135.1	84.0	45.965	+0.830
23	37	SLAVIK Jaroslav	SVK	2.719	20	14.922	39	15.278	23	8.116	=19	5.008	16	134.5	83.6	46.043	+0.908
24	45	HATTON Mark	GBR	2.740	30	14.761	23	15.357	24	8.268	27	5.167	27	134.2	83.4	46.293	+1.158
25	43	SULLIVAN Nick	USA	2.738	29	14.890	36	15.372	27	8.231	26	5.087	24	133.9	83.2	46.318	+1.183
26	40	KVICALA Michal	CZE	2.815	42	14.842	31	15.359	25	8.202	25	5.122	25	133.4	82.9	46.340	+1.205
27	38	MICK Lubomir	SVK	2.722	22	14.748	21	15.454	30	8.276	28	5.170	29	132.8	82.5	46.370	+1.235
28	23	REKIS Guntis	LAT	2.692	9	14.859	32	15.426	28	8.338	32	5.152	26	134.1	83.3	46.467	+1.332
29	44	KESHAVAN Shiva	IND	2.759	33	14.772	24	15.442	29	8.327	31	5.206	30	133.5	82.9	46.506	+1.371
30	7	SINGLETON Patrick	BER	2.806	41	14.812	28	15.363	26	8.305	29	5.323	31	134.9	83.8	46.609	+1.474
31	22	SKRAUSTINS Nauris	LAT	2.696	11	15.186	47	15.464	31	8.200	24	5.084	23	133.0	82.7	46.630	+1.495



ANALYSE DE LA COURSE - PAR RANG

MEN'S SINGLES OFFICIAL TRAINING RUN 6 SIMPLE HOMMES, ENTRAÎNEMENT OFFICIEL, 6e DESCENTE

UTAH OLYMPIC PARK SAT 9 FEB 2002 / SAM 9 FEV 2002 START TIME / DEBUT 14:00

Rk	Start No.	Name	NOC	Start Time	Rk	S-1	Rk	1-2	Rk	2-3	Rk	3-F	Rk	Speed (km/h)	(mph)	Finish Time	Time Behind
32	47	WALDEN Bengt	SWE	2.702	14	14.831	29	15.481	33	8.435	33	5.364	32	133.6	83.0	46.813	+1.678
33	16	RASCHINI Ricardo	BRA	2.777	34	14.869	33	15.472	32	8.325	30	5.579	41	133.6	83.0	47.022	+1.887
34	3	RADU Eugen	ROM	2.746	31	14.840	30	15.625	34	8.514	35	5.371	33	132.1	82.0	47.096	+1.961
35	11	LEE Chang-Yong	KOR	2.782	36	14.883	35	15.701	36	8.515	36	5.382	35	131.5	81.7	47.263	+2.128
36	1	STANCIU Cristian	ROM	2.864	48	14.920	38	15.627	35	8.499	34	5.379	34	132.1	82.1	47.289	+2.154
37	4	HOEGER Christopher	VEN	2.844	=45	14.960	40	15.757	37	8.575	38	5.441	36	131.4	81.6	47.577	+2.442
38	2	TICAN Marian	ROM	2.875	49	15.177	46	15.777	38	8.554	37	5.486	37	131.0	81.4	47.869	+2.734
39	5	HOEGER Werner	VEN	2.798	39	15.001	42	16.006	42	8.745	40	5.544	39	129.3	80.4	48.094	+2.959
40	12	LEE Hak-Jin	KOR	2.800	40	15.115	45	15.946	39	8.785	41	5.539	38	131.3	81.6	48.185	+3.050
41	15	CEPOI Constantin-Liviu	MDA	2.820	43	14.892	37	15.949	40	8.874	43	5.652	42	131.5	81.7	48.187	+3.052
42	8	GONZALEZ Ruben O	ARG	2.846	47	15.003	44	16.014	43	8.702	39	5.732	43	129.0	80.2	48.297	+3.162
43	6	CAMACHO Julio Cesar	VEN	2.844	=45	15.463	49	16.144	44	8.787	42	5.549	40	128.7	80.0	48.787	+3.652
44	17	MIZOGUCHI Renato H G	BRA	2.795	37	14.995	41	15.996	41	8.931	44	6.283	47	131.0	81.4	49.000	+3.865
45	14	LIN Chui-Bin	TPE	2.796	38	15.002	43	16.580	45	9.167	46	6.019	45	124.5	77.4	49.564	+4.429
46	9	GONZALEZ Marcelo	ARG	2.840	44	15.922	50	16.729	46	9.095	45	6.135	46	123.0	76.4	50.721	+5.586
47	10	KIM Min-Kyu	KOR	2.779	35	14.877	34	18.310	47	9.581	47	5.978	44	113.5	70.5	51.525	+6.390
48	46	SOEDERBERG Anders	SWE	2.730	26	14.792	=25	23.941	49	10.632	48	6.544	48	73.1	45.4	58.639	+13.504
	13	LI Chia-Hsun	TPE	2.908	50	15.352	48	19.165	48	15.815	49			112.6	69.9		DNF
	49	RAINER Reinhold	ITA	2.724	23	14.750	22							73.0	45.3		DNF

LEGEND

Rk Rank

km/h kilometers per hour

DNF Did not finish

Int. Intermediate time

mph miles per hour

S-1, 1-2, 2-3, 3-F Split interval



MEN'S SINGLES RUN 1
SIMPLE HOMMES, 1ère DESCENTE

UTAH OLYMPIC PARK SUN 10 FEB 2002 / DIM 10 FEV 2002 START TIME / DEBUT 16:00

Track Records					
Name	NOC	Start Time	Finish Time	Date	Run No.
DEMTSCHENKO Albert	RUS	2.672		10 FEB 2001	
ZOEGBELER Armin	ITA		44.590	10 FEB 2001	

Start Order	Start No.	Name	NOC	Start Time	Int. 1	Int. 2	Int. 3	Finish Time
1	1	MARGREITER Rainer	AUT					
2	2	GEPPERT Denis	GER					
3	3	HUBER Wilfried	ITA					
4	4	SLAVIK Jaroslav	SVK					
5	5	DEMTSCHENKO Albert	RUS					
6	6	HACKL Georg	GER					
7	7	ALBERT Karsten	GER					
8	8	BENSHOOF Tony	USA					
9	9	PROCK Markus	AUT					
10	10	ZOEGBELER Armin	ITA					
11	11	HEIDT Adam	USA					
12	12	KLEINHEINZ Markus	AUT					
13	13	KNEIB Victor	RUS					
14	14	SULLIVAN Nick	USA					
15	15	HOEHENER Stefan	SUI					
16	16	GILLY Reto	SUI					
17	17	ROUSSEAU Johan	FRA					
18	18	GORLATSCHEV Alexei	RUS					
19	19	SKRAUSTINS Nauris	LAT					
20	20	MOFFAT Chris	CAN					
21	21	CONNELLY Kyle	CAN					



MEN'S SINGLES RUN 1
SIMPLE HOMMES, 1ère DESCENTE

UTAH OLYMPIC PARK SUN 10 FEB 2002 / DIM 10 FEV 2002 START TIME / DEBUT 16:00

Start Order	Start No.	Name	NOC	Start Time	Int. 1	Int. 2	Int. 3	Finish Time
22	22	RAINER Reinhold	ITA					
23	23	FRICHETEAU Yann	FRA					
24	24	REKIS Guntis	LAT					
25	25	SEITZ Tyler	CAN					
26	26	RADU Eugen	ROM					
27	27	GONZALEZ Marcelo	ARG					
28	28	MICK Lubomir	SVK					
29	29	SINGLETON Patrick	BER					
30	30	HATTON Mark	GBR					
31	31	KESHAVAN Shiva	IND					
32	32	HOEGGER Christopher	VEN					
33	33	SOEDERBERG Anders	SWE					
34	34	KIM Min-Kyu	KOR					
35	35	CEPOI Constantin-Liviu	MDA					
36	36	LEE Hak-Jin	KOR					
37	37	USHIJIMA Shigeaki	JPN					
38	38	RUBENIS Martins	LAT					
39	39	WALDEN Bengt	SWE					
40	40	STANCIU Cristian	ROM					
41	41	LI Chia-Hsun	TPE					
42	42	TICAN Marian	ROM					
43	43	CAMACHO Julio Cesar	VEN					
44	44	RASCHINI Ricardo	BRA					
45	45	LEE Chang-Yong	KOR					



MEN'S SINGLES RUN 1
SIMPLE HOMMES, 1ère DESCENTE

UTAH OLYMPIC PARK SUN 10 FEB 2002 / DIM 10 FEV 2002 START TIME / DEBUT 16:00

Start Order	Start No.	Name	NOC	Start Time	Int. 1	Int. 2	Int. 3	Finish Time
46	46	LIN Chui-Bin	TPE					
47	47	HOEGER Werner	VEN					
48	48	KVICALA Michal	CZE					
49	49	MIZOGUCHI Renato H G	BRA					
50	50	GONZALEZ Ruben O	ARG					

Notes : For details about starting order see competition description

LEGEND

Int. - Intermediate time



MEN'S SINGLES RUN 2
SIMPLE HOMMES, 2e DESCENTE

UTAH OLYMPIC PARK SUN 10 FEB 2002 / DIM 10 FEV 2002 START TIME / DEBUT 18:10

Track Records					
Name	NOC	Start Time	Finish Time	Date	Run No.
GEPPERT Denis	GER	2.644		10 FEB 2002	1
ZOEGGELER Armin	ITA		44.546	10 FEB 2002	1

Start Order	Start No.	Name	NOC	Results after 1 Run Cumulative Time	Runs Rank	Start Time	Int. 1	Int. 2	Int. 3	Finish Time
1	12	KLEINHEINZ Markus	AUT	44.875	10					
2	11	HEIDT Adam	USA	44.660	3					
3	10	ZOEGGELER Armin	ITA	44.546	1					
4	9	PROCK Markus	AUT	44.698	4					
5	8	BENSHOOF Tony	USA	44.776	7					
6	7	ALBERT Karsten	GER	44.718	5					
7	6	HACKL Georg	GER	44.614	2					
8	5	DEMTSCHENKO Albert	RUS	44.756	6					
9	4	SLAVIK Jaroslav	SVK	45.104	18					
10	3	HUBER Wilfried	ITA	44.851	9					
11	2	GEPPERT Denis	GER	44.846	8					
12	1	MARGREITER Rainer	AUT	45.034	15					
13	24	REKIS Guntis	LAT	45.898	28					
14	23	FRICHETEAU Yann	FRA	45.240	21					



MEN'S SINGLES RUN 2
SIMPLE HOMMES, 2e DESCENTE

UTAH OLYMPIC PARK SUN 10 FEB 2002 / DIM 10 FEV 2002 START TIME / DEBUT 18:10

Start Order	Start No.	Name	NOC	Results after Cumulative Time	1 Run Rank	Start Time	Int. 1	Int. 2	Int. 3	Finish Time
15	22	RAINER Reinhold	ITA	44.927	11					
16	21	CONNELLY Kyle	CAN	44.945	12					
17	20	MOFFAT Chris	CAN	45.116	19					
18	19	SKRAUSTINS Nauris	LAT	45.335	23					
19	18	GORLATSCHEV Alexei	RUS	45.156	20					
20	17	ROUSSEAU Johan	FRA	44.999	13					
21	16	GILLY Reto	SUI	46.220	33					
22	15	HOEHENER Stefan	SUI	45.101	17					
23	14	SULLIVAN Nick	USA	45.439	25					
24	13	KNEIB Victor	RUS	45.333	22					
25	40	STANCIU Cristian	ROM	46.176	32					
26	39	WALDEN Bengt	SWE	45.455	26					
27	38	RUBENIS Martins	LAT	45.022	14					
28	37	USHIJIMA Shigeaki	JPN	45.905	29					
29	36	LEE Hak-Jin	KOR	46.942	38					
30	35	CEPOI Constantin-Liviu	MDA	47.161	40					



MEN'S SINGLES RUN 2
SIMPLE HOMMES, 2e DESCENTE

UTAH OLYMPIC PARK SUN 10 FEB 2002 / DIM 10 FEV 2002 START TIME / DEBUT 18:10

Start Order	Start No.	Name	NOC	Results after Cumulative Time	1 Run Rank	Start Time	Int. 1	Int. 2	Int. 3	Finish Time
31	34	KIM Min-Kyu	KOR	46.159	30					
32	33	SOEDERBERG Anders	SWE	46.624	36					
33	32	HOEGER Christopher	VEN	46.167	31					
34	31	KESHAVAN Shiva	IND	45.881	27					
35	30	HATTON Mark	GBR	45.391	24					
36	29	SINGLETON Patrick	BER	47.015	39					
37	28	MICK Lubomir	SVK	47.207	42					
38	27	GONZALEZ Marcelo	ARG	47.314	44					
39	26	RADU Eugen	ROM	56.608	49					
40	25	SEITZ Tyler	CAN	45.051	16					
41	50	GONZALEZ Ruben O	ARG	48.180	46					
42	49	MIZOGUCHI Renato H G	BRA	47.773	45					
43	48	KVICALA Michal	CZE	46.659	37					
44	47	HOEGER Werner	VEN	47.234	43					
45	46	LIN Chui-Bin	TPE	49.602	47					
46	44	RASCHINI Ricardo	BRA	46.309	34					



MEN'S SINGLES RUN 2
SIMPLE HOMMES, 2e DESCENTE

UTAH OLYMPIC PARK SUN 10 FEB 2002 / DIM 10 FEV 2002 START TIME / DEBUT 18:10

Start Order	Start No.	Name	NOC	Results after 1 Run Cumulative Time	Runs Rank	Start Time	Int. 1	Int. 2	Int. 3	Finish Time
47	43	CAMACHO Julio Cesar	VEN	47.193	41					
48	42	TICAN Marian	ROM	46.486	35					
49	41	LI Chia-Hsun	TPE	55.390	48					

LEGEND

Int. Intermediate time



MEN'S SINGLES RUN 3
SIMPLE HOMMES, 3e DESCENTE

UTAH OLYMPIC PARK MON 11 FEB 2002 / LUN 11 FEV 2002 START TIME / DEBUT 9:00

Track Records					
Name	NOC	Start Time	Finish Time	Date	Run No.
GEPPERT Denis	GER	2.644		10 FEB 2002	1
HACKL Georg	GER		44.494	10 FEB 2002	2

Start Order	Start No.	Name	NOC	Results after 2 Runs Cumulative Time	Rank	Start Time	Int. 1	Int. 2	Int. 3	Finish Time
1	10	ZOEGGELER Armin	ITA	1:29.067	1					
2	6	HACKL Georg	GER	1:29.108	2					
3	9	PROCK Markus	AUT	1:29.338	3					
4	11	HEIDT Adam	USA	1:29.410	4					
5	7	ALBERT Karsten	GER	1:29.485	5					
6	5	DEMTSCHENKO Albert	RUS	1:29.488	6					
7	3	HUBER Wilfried	ITA	1:29.665	7					
8	2	GEPPERT Denis	GER	1:29.720	8					
9	22	RAINER Reinhold	ITA	1:29.728	9					
10	12	KLEINHEINZ Markus	AUT	1:29.732	10					
11	21	CONNELLY Kyle	CAN	1:29.867	11					
12	17	ROUSSEAU Johan	FRA	1:30.024	12					
13	1	MARGREITER Rainer	AUT	1:30.110	13					
14	4	SLAVIK Jaroslav	SVK	1:30.121	14					



MEN'S SINGLES RUN 3
SIMPLE HOMMES, 3e DESCENTE

UTAH OLYMPIC PARK MON 11 FEB 2002 / LUN 11 FEV 2002 START TIME / DEBUT 9:00

Start Order	Start No.	Name	NOC	Results after 2 Runs Cumulative Time	Rank	Start Time	Int. 1	Int. 2	Int. 3	Finish Time
15	25	SEITZ Tyler	CAN	1:30.220	15					
16	23	FRICHETEAU Yann	FRA	1:30.249	16					
17	20	MOFFAT Chris	CAN	1:30.261	17					
18	18	GORLATSCHEV Alexei	RUS	1:30.287	18					
19	15	HOEHENER Stefan	SUI	1:30.355	19					
20	13	KNEIB Victor	RUS	1:30.367	20					
21	8	BENSHOOF Tony	USA	1:30.429	21					
22	39	WALDEN Bengt	SWE	1:30.644	22					
23	19	SKRAUSTINS Nauris	LAT	1:30.724	23					
24	14	SULLIVAN Nick	USA	1:30.748	24					
25	30	HATTON Mark	GBR	1:30.900	25					
26	37	USHIJIMA Shigeaki	JPN	1:31.165	26					
27	16	GILLY Reto	SUI	1:31.273	27					
28	24	REKIS Guntis	LAT	1:31.542	28					
29	33	SOEDERBERG Anders	SWE	1:31.852	29					
30	31	KESHAVAN Shiva	IND	1:31.858	30					



MEN'S SINGLES RUN 3
SIMPLE HOMMES, 3e DESCENTE

UTAH OLYMPIC PARK MON 11 FEB 2002 / LUN 11 FEV 2002 START TIME / DEBUT 9:00

Start Order	Start No.	Name	NOC	Results after 2 Runs Cumulative Time	Runs Rank	Start Time	Int. 1	Int. 2	Int. 3	Finish Time
31	32	HOEGER Christopher	VEN	1:32.264	31					
32	40	STANCIU Cristian	ROM	1:32.379	32					
33	48	KVICALA Michal	CZE	1:32.591	33					
34	42	TICAN Marian	ROM	1:32.832	34					
35	44	RASCHINI Ricardo	BRA	1:33.286	35					
36	28	MICK Lubomir	SVK	1:33.540	36					
37	34	KIM Min-Kyu	KOR	1:33.815	37					
38	43	CAMACHO Julio Cesar	VEN	1:33.869	38					
39	36	LEE Hak-Jin	KOR	1:34.187	39					
40	27	GONZALEZ Marcelo	ARG	1:34.245	40					
41	47	HOEGER Werner	VEN	1:34.305	41					
42	35	CEPOI Constantin-Liviu	MDA	1:34.514	42					
43	38	RUBENIS Martins	LAT	1:34.693	43					
44	29	SINGLETON Patrick	BER	1:35.705	44					
45	50	GONZALEZ Ruben O	ARG	1:35.999	45					
46	49	MIZOGUCHI Renato H G	BRA	1:37.809	46					



MEN'S SINGLES RUN 3
SIMPLE HOMMES, 3e DESCENTE

UTAH OLYMPIC PARK MON 11 FEB 2002 / LUN 11 FEV 2002 START TIME / DEBUT 9:00

Start Order	Start No.	Name	NOC	Results after 2 Runs Cumulative Time	Rank	Start Time	Int. 1	Int. 2	Int. 3	Finish Time
47	46	LIN Chui-Bin	TPE	1:39.930	47					
48	26	RADU Eugen	ROM	1:42.704	48					
49	41	LI Chia-Hsun	TPE	1:44.482	49					

LEGEND

Int. Intermediate time



MEN'S SINGLES RUN 4
SIMPLE HOMMES, 4e DESCENTE

UTAH OLYMPIC PARK MON 11 FEB 2002 / LUN 11 FEV 2002 START TIME / DEBUT 11:00

Track Records					
Name	NOC	Start Time	Finish Time	Date	Run No.
GEPPERT Denis	GER	2.644		10 FEB 2002	1
PROCK Markus	AUT		44.271	11 FEB 2002	3

Start Order	Start No.	Name	NOC	Results after 3 Runs Cumulative Time	Rank	Start Time	Int. 1	Int. 2	Int. 3	Finish Time
1	41	LI Chia-Hsun	TPE	2:36.370	48					
2	46	LIN Chui-Bin	TPE	2:32.207	47					
3	49	MIZOGUCHI Renato H G	BRA	2:31.158	46					
4	26	RADU Eugen	ROM	2:29.003	45					
5	50	GONZALEZ Ruben O	ARG	2:24.532	44					
6	34	KIM Min-Kyu	KOR	2:21.615	43					
7	43	CAMACHO Julio Cesar	VEN	2:21.496	42					
8	29	SINGLETON Patrick	BER	2:21.474	41					
9	47	HOEGER Werner	VEN	2:21.239	40					
10	27	GONZALEZ Marcelo	ARG	2:21.128	39					
11	35	CEPOI Constantin-Liviu	MDA	2:21.118	38					
12	36	LEE Hak-Jin	KOR	2:20.745	37					
13	44	RASCHINI Ricardo	BRA	2:19.750	36					
14	28	MICK Lubomir	SVK	2:19.343	35					



MEN'S SINGLES RUN 4
SIMPLE HOMMES, 4e DESCENTE

UTAH OLYMPIC PARK MON 11 FEB 2002 / LUN 11 FEV 2002 START TIME / DEBUT 11:00

Start Order	Start No.	Name	NOC	Results after Cumulative Time	3 Runs Rank	Start Time	Int. 1	Int. 2	Int. 3	Finish Time
15	42	TICAN Marian	ROM	2:18.947	34					
16	48	KVICALA Michal	CZE	2:18.592	33					
17	31	KESHAVAN Shiva	IND	2:18.558	32					
18	40	STANCIU Cristian	ROM	2:18.459	31					
19	32	HOEGER Christopher	VEN	2:18.082	30					
20	24	REKIS Guntis	LAT	2:16.988	29					
21	33	SOEDERBERG Anders	SWE	2:16.916	28					
22	14	SULLIVAN Nick	USA	2:16.474	27					
23	37	USHIJIMA Shigeaki	JPN	2:16.448	26					
24	16	GILLY Reto	SUI	2:16.352	25					
25	30	HATTON Mark	GBR	2:16.007	24					
26	39	WALDEN Bengt	SWE	2:15.725	23					
27	19	SKRAUSTINS Nauris	LAT	2:15.628	22					
28	18	GORLATSHEV Alexei	RUS	2:15.297	21					
29	8	BENSHOOF Tony	USA	2:15.216	20					
30	13	KNEIB Victor	RUS	2:15.163	19					



MEN'S SINGLES RUN 4
SIMPLE HOMMES, 4e DESCENTE

UTAH OLYMPIC PARK MON 11 FEB 2002 / LUN 11 FEV 2002 START TIME / DEBUT 11:00

Start Order	Start No.	Name	NOC	Results after Cumulative Time	3 Runs Rank	Start Time	Int. 1	Int. 2	Int. 3	Finish Time
31	23	FRICHETEAU Yann	FRA	2:15.118	18					
32	25	SEITZ Tyler	CAN	2:14.976	17					
33	20	MOFFAT Chris	CAN	2:14.912	16					
34	15	HOEHENER Stefan	SUI	2:14.889	15					
35	4	SLAVIK Jaroslav	SVK	2:14.883	14					
36	17	ROUSSEAU Johan	FRA	2:14.790	13					
37	1	MARGREITER Rainer	AUT	2:14.736	12					
38	21	CONNELLY Kyle	CAN	2:14.579	11					
39	22	RAINER Reinhold	ITA	2:14.542	10					
40	12	KLEINHEINZ Markus	AUT	2:14.290	9					
41	3	HUBER Wilfried	ITA	2:14.276	8					
42	2	GEPPERT Denis	GER	2:14.137	7					
43	5	DEMTSCHENKO Albert	RUS	2:14.022	6					
44	7	ALBERT Karsten	GER	2:13.952	5					
45	11	HEIDT Adam	USA	2:13.831	4					
46	9	PROCK Markus	AUT	2:13.609	3					



MEN'S SINGLES RUN 4
SIMPLE HOMMES, 4e DESCENTE

UTAH OLYMPIC PARK MON 11 FEB 2002 / LUN 11 FEV 2002 START TIME / DEBUT 11:00

Start Order	Start No.	Name	NOC	Results after 3 Runs Cumulative Time	Rank	Start Time	Int. 1	Int. 2	Int. 3	Finish Time
47	6	HACKL Georg	GER	2:13.595	2					
48	10	ZOEGGELER Armin	ITA	2:13.363	1					

LEGEND

Int. Intermediate time



DAY 2 / JOUR 2
MEN'S SINGLES / SIMPLE HOMMES

Participants									
ARG (2)	AUT (3)	BER (1)	BRA (2)	CAN (3)	CZE (1)	FRA (2)	GBR (1)	GER (3)	IND (1)
ITA (3)	JPN (1)	KOR (3)	LAT (3)	MDA (1)	ROM (3)	RUS (3)	SUI (2)	SVK (2)	SWE (2)
TPE (2)	USA (3)	VEN (3)							

Track Records Prior to the Games		
	Start Time	Finish Time
Time	2.672	44.590
Date	10 FEB 2001	10 FEB 2001
Name	DEMTSCHENKO Albert	ZOGGELER Armin
NOC	RUS	ITA

New Track Records				
NOC	Name	Start Time	Finish Time	Run Number
GER	GEPPERT Denis	2.644		1
ITA	ZOEGGELER Armin		44.546	1
ITA	ZOEGGELER Armin		44.521	2
GER	HACKL Georg		44.494	2
ITA	ZOEGGELER Armin		44.296	3
AUT	PROCK Markus		44.271	3
Number of Times the Record was Broken		1	5	

Weather Conditions										
Time	08:30	09:00	09:30	10:00	10:30	11:00	11:30	12:00	12:30	
Overall Weather Condition	Part.Cldy	Part.Cldy	Clear	Part.Cldy	Part.Cldy	Clear	Clear	Clear	Clear	
Air Temperature (°C/F)	-1.7/29	-1.1/30	1.1/34	2.2/36	3.9/39	3.3/38	3.9/39	3.3/38	4.4/40	
Ice Temperature (°C/F)	-6.7/19	-5.8/21	-5.9/21	-4.8/23	-5.4/22	-6.4/20	-6.5/20	-6.6/20	-6.2/20	
Humidity	33	26	22	24	20	18	21	25	18	
Wind Direction	S	SE	SE	SE	NE	NE	NW	NW	NW	
Wind Speed (m/s)	2	0	0	0	0	1	1	2	4	
Precipitation Accumulation (cm/in per hour)	/	/	/	/	/	/	/	/	/	

Jury Decisions									
	Run	Start No	NOC	Run	Start No	NOC	Run	Start No	NOC
Participant(s)									
Explanation	None								
Race Director									

List of Officials			
FIL President	FENDT Josef	FIL Secretary General	ROMSTAD Svein
IOC Technical delegate	DYRDAHL Bjoern Ingebrigt	IOC Technical delegate	STELER Jan J.
President of the Jury	DELNEGRO Claire	Member of the Jury	ZENKER Karl
Member of the Jury	GRIFFIN Brian	Technical Commission	ANSCHUETZ Karl-Heinz
Technical Commission	HILDGARTNER Paul-Peter	Technical Commission	ORE Martin Smith
Start leader	SCHWARZER Carl	Finish leader	FARADAY Shellie
Chief of the Track	SEITZ Tracy	Race Director	MOWRY John

LEGEND

NE North-East **NW** North-West **S** South **SE** South-East



MEN'S SINGLES SIMPLE HOMMES

UTAH OLYMPIC PARK MON 11 FEB 2002 / LUN 11 FEV 2002 START TIME / DEBUT 11:00

Track Records					
Name	NOC	Start Time	Finish Time	Date	Run No.
GEPPERT Denis	GER	2.644		10 FEB 2002	1
PROCK Markus	AUT		44.271	11 FEB 2002	3

Rk	Start No.	Name	NOC	Start Time	Rk	Int.1	Rk	Int.2	Rk	Int.3	Rk	Speed (km/h) (mph)	Finish Time	Rk	Time Behind	RM	
1	10	ZOEGLER Armin	ITA	2.683	10	17.175	4	31.965	1	39.763	1	138.5	86.0	44.546	1	0.000	
				2.692	13	17.167	3	31.949	1	39.740	2	138.6	86.1	44.521	2	+0.027	
				2.684	10	17.133	3	31.831	2	39.560	2	139.3	86.6	44.296	2	+0.025	
				2.698	13	17.207	2	31.996	1	39.793	1	138.7	86.1	44.578	1	0.000	
				Total :		2:57.941						0.000					
2	6	HACKL Georg	GER	2.714	26	17.230	9	32.027	2	39.827	2	138.6	86.1	44.614	2	+0.068	
				2.715	23	17.203	5	31.965	2	39.731	1	138.8	86.2	44.494	1	0.000	
				2.720	23	17.209	12	31.968	9	39.717	8	138.8	86.2	44.487	6	+0.216	
				2.732	=26	17.297	14	32.099	3	39.876	2	138.1	85.8	44.675	3	+0.097	
				Total :		2:58.270						+0.329					
3	9	PROCK Markus	AUT	2.661	3	17.174	3	32.028	3	39.883	4	138.5	86.0	44.698	4	+0.152	
				2.656	3	17.154	1	31.999	=3	39.839	3	138.5	86.1	44.640	3	+0.146	
				2.662	3	17.104	2	31.799	1	39.531	1	139.6	86.7	44.271	1	0.000	TR
				2.670	3	17.209	3	32.068	2	39.883	3	138.1	85.8	44.674	2	+0.096	
				Total :		2:58.283						+0.342					
4	11	HEIDT Adam	USA	2.677	9	17.206	7	32.036	4	39.861	3	138.5	86.1	44.660	3	+0.114	
				2.687	=10	17.232	9	32.106	9	39.943	6	137.9	85.7	44.750	5	+0.256	
				2.674	6	17.165	8	31.926	7	39.678	4	139.0	86.3	44.421	4	+0.150	
				2.692	11	17.276	7	32.152	=4	39.980	4	138.1	85.8	44.775	4	+0.197	
				Total :		2:58.606						+0.665					
5	5	DEMTSCHENKO Albei	RUS	2.667	6	17.171	2	32.042	=5	39.908	6	137.9	85.7	44.756	6	+0.210	
				2.666	5	17.204	6	32.059	5	39.902	4	138.0	85.7	44.732	4	+0.238	
				2.671	5	17.155	6	31.923	6	39.714	7	138.7	86.2	44.534	=7	+0.263	
				2.677	6	17.251	5	32.198	11	40.105	10	137.4	85.4	44.974	10	+0.396	
				Total :		2:58.996						+1.055					
6	7	ALBERT Karsten	GER	2.665	5	17.190	6	32.042	=5	39.896	5	138.0	85.7	44.718	5	+0.172	
				2.669	6	17.209	7	32.071	6	39.930	5	137.9	85.7	44.767	6	+0.273	
				2.659	2	17.141	4	31.902	5	39.684	5	139.0	86.3	44.467	5	+0.196	
				2.721	=23	17.361	23	32.347	21	40.244	19	136.9	85.0	45.094	16	+0.516	
				Total :		2:59.046						+1.105					
7	2	GEPPERT Denis	GER	2.644	1	17.142	1	32.048	7	39.962	7	137.7	85.6	44.846	8	+0.300	SR
				2.645	1	17.227	8	32.158	13	40.039	10	137.3	85.3	44.874	10	+0.380	
				2.647	1	17.081	1	31.844	3	39.633	3	138.4	86.0	44.417	3	+0.146	
				2.663	1	17.205	1	32.193	9	40.138	11	136.7	84.9	45.017	11	+0.439	
				Total :		2:59.154						+1.213					



MEN'S SINGLES
SIMPLE HOMMES

UTAH OLYMPIC PARK MON 11 FEB 2002 / LUN 11 FEV 2002 START TIME / DEBUT 11:00

Rk	Start No.	Name	NOC	Start Time	Rk	Int.1	Rk	Int.2	Rk	Int.3	Rk	Speed (km/h)	Speed (mph)	Finish Time	Rk	Time Behind	RM	
8	12	KLEINHEINZ Markus	AUT	2.711	24	17.244	14	32.154	11	40.035	10	137.5	85.4	44.875	10	+0.329		
				2.705	18	17.236	10	32.128	11	40.011	9	137.7	85.6	44.857	9	+0.363		
				2.707	18	17.186	9	31.960	8	39.756	9	138.6	86.1	44.558	9	+0.287		
				2.711	19	17.286	11	32.206	12	40.086	=8	137.4	85.4	44.921	8	+0.343		
				Total : 2:59.211													+1.270	
9	3	HUBER Wilfried	ITA	2.718	27	17.241	13	32.104	9	39.995	9	138.1	85.8	44.851	9	+0.305		
				2.727	28	17.249	14	32.097	7	39.966	8	138.2	85.8	44.814	8	+0.320		
				2.726	=27	17.217	13	31.989	12	39.799	11	138.8	86.3	44.611	10	+0.340		
				2.728	25	17.323	19	32.269	15	40.174	13	137.3	85.3	45.043	12	+0.465		
				Total : 2:59.319													+1.378	
10	1	MARGREITER Rainer	AUT	2.704	20	17.246	15	32.160	12	40.139	15	137.9	85.7	45.034	15	+0.488		
				2.709	=20	17.254	16	32.209	18	40.180	17	138.1	85.8	45.076	17	+0.582		
				2.726	=27	17.204	11	31.975	10	39.797	10	138.8	86.3	44.626	11	+0.355		
				2.706	16	17.288	12	32.195	10	40.070	7	137.9	85.7	44.901	6	+0.323		
				Total : 2:59.637													+1.696	
11	21	CONNELLY Kyle	CAN	2.686	12	17.251	16	32.174	14	40.077	13	137.9	85.7	44.945	12	+0.399		
				2.683	9	17.265	17	32.177	14	40.072	11	137.9	85.6	44.922	11	+0.428		
				2.687	11	17.230	17	32.060	16	39.883	13	138.4	86.0	44.712	13	+0.441		
				2.676	5	17.281	8	32.301	18	40.240	18	137.1	85.2	45.144	18	+0.566		
				Total : 2:59.723													+1.782	
12	22	RAINER Reinhold	ITA	2.697	=15	17.270	20	32.169	13	40.066	12	137.8	85.6	44.927	11	+0.381		
				2.695	14	17.242	=11	32.103	8	39.964	7	138.0	85.7	44.801	7	+0.307		
				2.703	=16	17.252	=19	32.059	15	39.948	18	138.4	86.0	44.814	19	+0.543		
				2.717	21	17.352	22	32.405	24	40.336	21	136.3	84.7	45.212	20	+0.634		
				Total : 2:59.754													+1.813	
13	15	HOEHENER Stefan	SUI	2.684	11	17.182	5	32.078	8	40.053	11	137.8	85.6	45.101	17	+0.555		
				2.676	8	17.162	2	31.999	=3	40.196	19	138.7	86.2	45.254	23	+0.760		
				2.680	9	17.164	7	31.891	4	39.690	6	139.3	86.5	44.534	=7	+0.263		
				2.694	12	17.284	10	32.152	=4	40.051	6	138.0	85.7	44.911	7	+0.333		
				Total : 2:59.800													+1.859	
14	20	MOFFAT Chris	CAN	2.659	2	17.219	8	32.218	17	40.188	18	137.4	85.4	45.116	19	+0.570		
				2.719	25	17.470	33	32.407	26	40.293	23	137.2	85.3	45.145	19	+0.651		
				2.669	4	17.203	10	31.993	13	39.820	12	138.7	86.1	44.651	12	+0.380		
				2.666	2	17.313	17	32.299	17	40.211	17	136.8	85.0	45.088	15	+0.510		
				Total : 3:00.000													+2.059	



MEN'S SINGLES
SIMPLE HOMMES

UTAH OLYMPIC PARK MON 11 FEB 2002 / LUN 11 FEV 2002 START TIME / DEBUT 11:00

Rk	Start No.	Name	NOC	Start Time	Rk	Int.1	Rk	Int.2	Rk	Int.3	Rk	Speed (km/h)	Speed (mph)	Finish Time	Rk	Time Behind	RM	
15	17	ROUSSEAU Johan	FRA	2.697	=15	17.266	18	32.192	15	40.120	14	137.9	85.6	44.999	13	+0.453		
				2.704	17	17.283	19	32.189	15	40.129	14	138.0	85.7	45.025	14	+0.531		
				2.716	=21	17.252	=19	32.057	14	39.905	15	138.7	86.1	44.766	16	+0.495		
				2.699	=14	17.365	=24	32.380	23	40.342	24	136.9	85.0	45.243	21	+0.665		
				Total : 3:00.033													+2.092	
16	4	SLAVIK Jaroslav	SVK	2.690	=13	17.237	10	32.210	16	40.202	19	137.8	85.6	45.104	18	+0.558		
				2.652	2	17.185	4	32.110	10	40.074	12	138.1	85.8	45.017	13	+0.523		
				2.697	14	17.222	14	32.076	18	39.925	17	138.3	85.9	44.762	15	+0.491		
				2.690	=9	17.240	4	32.187	8	40.139	12	137.7	85.5	45.180	19	+0.602		
				Total : 3:00.063													+2.122	
17	8	BENSHOOF Tony	USA	2.664	4	17.239	11	32.116	10	39.967	8	137.9	85.7	44.776	7	+0.230		
				2.658	4	17.645	45	32.772	34	40.745	30	135.4	84.1	45.653	29	+1.159		
				2.678	8	17.275	22	32.132	22	39.961	19	137.9	85.7	44.787	17	+0.516		
				2.672	4	17.272	6	32.165	6	40.038	5	138.1	85.8	44.886	5	+0.308		
				Total : 3:00.102													+2.161	
18	23	FRICHETEAU Yann	FRA	2.705	21	17.324	23	32.350	21	40.330	21	136.6	84.9	45.240	21	+0.694		
				2.709	=20	17.302	=22	32.224	19	40.135	15	137.3	85.3	45.009	12	+0.515		
				2.713	20	17.278	23	32.127	21	39.998	20	137.6	85.5	44.869	20	+0.598		
				2.718	22	17.319	18	32.261	14	40.179	14	137.4	85.3	45.060	13	+0.482		
				Total : 3:00.178													+2.237	
19	25	SEITZ Tyler	CAN	2.669	7	17.262	17	32.266	20	40.184	17	136.5	84.8	45.051	16	+0.505		
				2.673	7	17.299	21	32.329	=22	40.279	21	136.1	84.6	45.169	20	+0.675		
				2.677	7	17.228	=15	32.071	17	39.923	16	138.1	85.8	44.756	14	+0.485		
				2.684	8	17.343	20	32.372	22	40.341	23	136.5	84.8	45.245	22	+0.667		
				Total : 3:00.221													+2.280	
20	13	KNEIB Victor	RUS	2.703	19	17.309	21	32.376	22	40.394	22	136.3	84.7	45.333	22	+0.787		
				2.699	16	17.252	15	32.205	17	40.136	16	137.3	85.3	45.034	15	+0.540		
				2.699	15	17.149	5	31.984	11	39.893	14	138.2	85.8	44.796	18	+0.525		
				2.680	7	17.302	15	32.259	13	40.198	15	137.2	85.2	45.102	17	+0.524		
				Total : 3:00.265													+2.324	
21	18	GORLATSHEV Alexe	RUS	2.690	=13	17.240	12	32.260	19	40.235	20	136.6	84.9	45.156	20	+0.610		
				2.687	=10	17.247	13	32.200	16	40.195	18	137.2	85.3	45.131	18	+0.637		
				2.691	12	17.240	18	32.102	19	40.027	21	138.4	86.0	45.010	22	+0.739		
				2.690	=9	17.293	13	32.336	=19	40.328	20	137.1	85.2	45.271	23	+0.693		
				Total : 3:00.568													+2.627	



MEN'S SINGLES
SIMPLE HOMMES

UTAH OLYMPIC PARK MON 11 FEB 2002 / LUN 11 FEV 2002 START TIME / DEBUT 11:00

Rk	Start No.	Name	NOC	Start Time	Rk	Int.1	Rk	Int.2	Rk	Int.3	Rk	Speed (km/h)	Speed (mph)	Finish Time	Rk	Time Behind	RM
22	19	SKRAUSTINS Nauris	LAT	2.674	8	17.447	31	32.507	=25	40.434	24	136.1	84.6	45.335	23	+0.789	
				2.690	12	17.387	28	32.369	25	40.378	26	136.7	84.9	45.389	26	+0.895	
				2.694	13	17.313	25	32.181	23	40.047	23	138.1	85.8	44.904	21	+0.633	
				2.699	=14	17.350	21	32.296	16	40.201	16	137.5	85.4	45.061	14	+0.483	
													Total :	3:00.689		+2.748	
23	39	WALDEN Bengt	SWE	2.735	=30	17.351	25	32.447	24	40.471	25	136.0	84.5	45.455	26	+0.909	
				2.716	24	17.285	20	32.270	21	40.245	20	137.0	85.1	45.189	21	+0.695	
				2.723	26	17.271	21	32.217	25	40.150	24	137.0	85.1	45.081	25	+0.810	
				2.740	30	17.400	27	32.470	25	40.530	25	136.3	84.7	45.561	26	+0.983	
													Total :	3:01.286		+3.345	
24	16	GILLY Reto	SUI	2.707	=22	17.269	19	32.538	27	41.004	30	137.6	85.5	46.220	33	+1.674	
				2.698	15	17.242	=11	32.143	12	40.105	13	137.8	85.6	45.053	16	+0.559	
				2.708	19	17.326	27	32.240	26	40.153	25	137.7	85.6	45.079	24	+0.808	
				2.708	17	17.283	9	32.184	7	40.086	=8	137.6	85.5	44.959	9	+0.381	
													Total :	3:01.311		+3.370	
25	30	HATTON Mark	GBR	2.726	29	17.330	24	32.378	23	40.417	23	136.6	84.9	45.391	24	+0.845	
				2.729	29	17.375	27	32.457	27	40.512	27	136.3	84.7	45.509	27	+1.015	
				2.722	=24	17.287	24	32.197	24	40.160	26	137.7	85.6	45.107	26	+0.836	
				2.756	31	17.442	31	32.529	=26	40.561	26	136.1	84.6	45.559	25	+0.981	
													Total :	3:01.566		+3.625	
26	14	SULLIVAN Nick	USA	2.719	28	17.407	28	32.507	=25	40.529	26	136.6	84.8	45.439	25	+0.893	
				2.744	31	17.302	=22	32.329	=22	40.346	25	136.9	85.0	45.309	25	+0.815	
				2.722	=24	17.477	32	32.693	32	40.772	32	137.0	85.1	45.726	29	+1.455	
				2.736	28	17.478	33	32.623	30	40.679	30	136.5	84.8	45.619	27	+1.041	
													Total :	3:02.093		+4.152	
27	37	USHIJIMA Shigeaki	JPN	2.740	32	17.456	32	32.701	30	40.859	29	135.2	84.0	45.905	29	+1.359	
				2.723	27	17.348	25	32.361	24	40.314	24	136.5	84.8	45.260	24	+0.766	
				2.743	30	17.317	26	32.357	28	40.339	27	136.4	84.8	45.283	27	+1.012	
				2.721	=23	17.404	28	32.539	28	40.655	28	135.6	84.2	45.651	28	+1.073	
													Total :	3:02.099		+4.158	
28	33	SOEDERBERG Anders	SWE	2.701	18	17.435	29	32.954	37	41.424	36	134.1	83.3	46.624	36	+2.078	
				2.707	19	17.281	18	32.268	20	40.286	22	137.0	85.1	45.228	22	+0.734	
				2.703	=16	17.228	=15	32.114	20	40.035	22	138.2	85.8	45.064	23	+0.793	
				2.710	18	17.309	16	32.336	=19	40.337	22	136.5	84.8	45.298	24	+0.720	
													Total :	3:02.214		+4.273	



MEN'S SINGLES
SIMPLE HOMMES

UTAH OLYMPIC PARK MON 11 FEB 2002 / LUN 11 FEV 2002 START TIME / DEBUT 11:00

Rk	Start No.	Name	NOC	Start Time	Rk	Int.1	Rk	Int.2	Rk	Int.3	Rk	Speed (km/h)	Speed (mph)	Finish Time	Rk	Time Behind	RM
29	24	REKIS Guntis	LAT	2.713	25	17.437	30	32.630	29	40.820	28	136.2	84.6	45.898	28	+1.352	
				2.720	26	17.416	30	32.485	29	40.589	28	136.6	84.9	45.644	28	+1.150	
				2.716	=21	17.372	28	32.341	27	40.402	28	137.3	85.3	45.446	28	+1.175	
				2.713	20	17.414	30	32.529	=26	40.653	27	136.1	84.5	45.716	30	+1.138	
													Total :	3:02.704		+4.763	
30	48	KVICALA Michal	CZE	2.800	41	17.741	45	33.296	43	41.531	37	131.7	81.8	46.659	37	+2.113	
				2.807	40	17.584	41	32.776	35	40.890	32	135.4	84.1	45.932	30	+1.438	
				2.815	40	17.534	39	32.741	34	40.887	33	136.9	85.0	46.001	33	+1.730	
				2.811	=39	17.469	32	32.563	29	40.668	29	136.7	84.9	45.681	29	+1.103	
													Total :	3:04.273		+6.332	
31	32	HOEGER Christopher	VEN	2.832	46	17.586	39	32.866	35	41.057	32	134.7	83.7	46.167	31	+1.621	
				2.830	46	17.580	40	32.838	38	41.008	35	134.8	83.7	46.097	33	+1.603	
				2.820	42	17.521	37	32.675	31	40.765	31	135.8	84.3	45.818	32	+1.547	
				2.837	44	17.647	43	32.948	37	41.120	35	134.5	83.5	46.231	32	+1.653	
													Total :	3:04.313		+6.372	
32	40	STANCIU Cristian	ROM	2.865	48	17.585	38	32.860	=33	41.063	33	134.9	83.8	46.176	32	+1.630	
				2.828	45	17.552	37	32.832	37	41.074	37	135.1	84.0	46.203	34	+1.709	
				2.831	43	17.510	35	32.748	35	40.950	35	135.6	84.3	46.080	34	+1.809	
				2.838	45	17.599	40	32.858	35	41.035	31	134.9	83.8	46.155	31	+1.577	
													Total :	3:04.614		+6.673	
33	31	KESHAVAN Shiva	IND	2.735	=30	17.364	26	32.568	28	40.787	27	135.8	84.4	45.881	27	+1.335	
				2.750	33	17.402	29	32.635	32	40.882	31	135.1	83.9	45.977	31	+1.483	
				2.748	31	17.466	31	32.774	36	41.289	38	135.4	84.1	46.700	40	+2.429	
				2.766	33	17.386	26	32.754	31	41.193	37	134.8	83.7	46.425	36	+1.847	
													Total :	3:04.983		+7.042	
34	42	TICAN Marian	ROM	2.766	35	17.710	44	33.068	38	41.300	35	134.0	83.2	46.486	35	+1.940	
				2.749	32	17.455	32	32.786	36	41.069	36	134.8	83.7	46.346	36	+1.852	
				2.767	34	17.442	29	32.708	33	40.938	34	135.2	84.0	46.115	35	+1.844	
				2.795	37	17.593	39	32.881	36	41.136	36	134.6	83.6	46.352	35	+1.774	
													Total :	3:05.299		+7.358	
35	28	MICK Lubomir	SVK	2.699	17	17.369	27	33.264	42	41.917	43	130.4	81.0	47.207	42	+2.661	
				2.734	30	17.362	26	32.575	31	40.908	33	135.8	84.3	46.333	35	+1.839	
				2.730	29	17.449	30	32.561	29	40.738	30	136.0	84.5	45.803	31	+1.532	
				2.737	29	17.365	=24	32.757	32	41.078	34	136.0	84.5	46.475	38	+1.897	
													Total :	3:05.818		+7.877	



MEN'S SINGLES
SIMPLE HOMMES

UTAH OLYMPIC PARK MON 11 FEB 2002 / LUN 11 FEV 2002 START TIME / DEBUT 11:00

Rk	Start No.	Name	NOC	Start Time	Rk	Int.1	Rk	Int.2	Rk	Int.3	Rk	Speed (km/h)	Speed (mph)	Finish Time	Rk	Time Behind	RM
36	36	LEE Hak-Jin	KOR	2.770	38	17.664	40	33.139	40	41.602	38	133.7	83.0	46.942	38	+2.396	
				2.788	38	17.565	39	33.149	42	41.849	44	134.4	83.5	47.245	41	+2.751	
				2.770	35	17.503	34	32.813	37	41.199	37	134.7	83.7	46.558	38	+2.287	
				2.776	35	17.580	37	32.967	39	41.248	38	134.0	83.3	46.454	37	+1.876	
														Total :	3:07.199	+9.258	
37	29	SINGLETON Patrick	BER	2.797	40	17.971	49	33.606	47	41.847	40	131.3	81.6	47.015	39	+2.469	
				2.804	39	17.496	34	32.572	30	40.655	29	136.5	84.8	48.690	45	+4.196	
				2.798	37	17.513	36	32.583	30	40.654	29	136.6	84.9	45.769	30	+1.498	
				2.802	38	17.644	42	32.826	34	41.076	33	135.5	84.2	46.298	33	+1.720	
														Total :	3:07.772	+9.831	
38	35	CEPOI Constantin-Livit	MDA	2.767	36	17.494	33	33.090	39	41.742	39	133.6	83.0	47.161	40	+2.615	
				2.777	37	17.613	42	33.210	44	41.847	43	132.8	82.5	47.353	42	+2.859	
				2.777	36	17.524	38	32.964	39	41.317	40	133.9	83.2	46.604	39	+2.333	
				2.778	36	17.589	38	33.139	40	41.544	40	132.8	82.5	46.825	40	+2.247	
														Total :	3:07.943	+10.002	
39	43	CAMACHO Julio Cesar	VEN	2.817	43	17.792	47	33.527	46	41.943	44	130.6	81.1	47.193	41	+2.647	
				2.813	41	17.555	38	33.089	41	41.437	39	132.4	82.3	46.676	37	+2.182	
				2.850	46	17.629	41	33.226	42	42.087	43	134.1	83.3	47.627	43	+3.356	
				2.811	=39	17.520	35	32.966	38	41.327	39	134.1	83.3	46.579	39	+2.001	
														Total :	3:08.075	+10.134	
40	47	HOEGER Werner	VEN	2.815	42	17.701	43	33.388	44	41.885	41	132.0	82.0	47.234	43	+2.688	
				2.817	42	17.623	43	33.242	45	41.736	42	132.4	82.3	47.071	40	+2.577	
				2.811	38	17.592	40	33.173	41	41.612	41	132.9	82.6	46.934	42	+2.663	
				2.815	41	17.641	41	33.242	41	41.681	41	132.5	82.3	47.039	41	+2.461	
														Total :	3:08.278	+10.337	
41	50	GONZALEZ Ruben O	ARG	2.838	47	17.757	46	33.827	48	42.636	47	133.3	82.8	48.180	46	+3.634	
				2.831	47	17.687	46	33.531	47	42.276	46	131.0	81.4	47.819	44	+3.325	
				2.854	47	17.861	44	33.938	44	42.849	45	129.5	80.4	48.533	45	+4.262	
				2.827	43	18.177	47	34.193	44	42.785	42	128.5	79.8	48.276	42	+3.698	
														Total :	3:12.808	+14.867	
42	34	KIM Min-Kyu	KOR	2.753	33	17.508	35	32.809	31	41.020	31	134.4	83.5	46.159	30	+1.613	
				2.770	36	17.501	35	33.031	40	41.944	45	134.2	83.3	47.656	43	+3.162	
				2.760	33	18.236	48	34.232	45	42.584	44	127.9	79.5	47.800	44	+3.529	
				2.763	32	17.511	34	35.563	47	45.875	46	134.7	83.7	52.190	46	+7.612	
														Total :	3:13.805	+15.864	



MEN'S SINGLES
SIMPLE HOMMES

UTAH OLYMPIC PARK MON 11 FEB 2002 / LUN 11 FEV 2002 START TIME / DEBUT 11:00



Rk	Start No.	Name	NOC	Start Time	Rk	Int.1	Rk	Int.2	Rk	Int.3	Rk	Speed (km/h)	Speed (mph)	Finish Time	Rk	Time Behind	RM
43	27	GONZALEZ Marcelo	ARG	2.828	=44	17.695	42	33.247	41	41.897	42	133.3	82.8	47.314	44	+2.768	
				2.823	44	17.640	44	33.196	43	41.669	41	133.1	82.7	46.931	38	+2.437	
				2.818	41	17.684	42	33.299	43	41.658	42	132.7	82.4	46.883	41	+2.612	
				2.822	42	19.759	48	38.499	48	47.671	48	108.0	67.1	53.431	47	+8.853	
				Total :								3:14.559		+16.618			
44	26	RADU Eugen	ROM	2.773	39	17.512	36	32.860	=33	46.432	49	133.8	83.1	56.608	49	+12.062	
				2.767	=34	17.446	31	32.732	33	40.968	34	134.3	83.5	46.096	32	+1.602	
				2.757	32	17.497	33	32.817	38	41.100	36	134.0	83.2	46.299	36	+2.028	
				2.732	=26	17.413	29	32.779	33	41.069	32	133.7	83.1	46.324	34	+1.746	
				Total :								3:15.327		+17.386			
45	44	RASCHINI Ricardo	BRA	2.765	34	17.517	37	32.835	32	41.093	34	134.5	83.5	46.309	34	+1.763	
				2.767	=34	17.535	36	32.972	39	41.469	40	134.8	83.8	46.977	39	+2.483	
				2.812	39	17.818	43	33.108	40	41.310	39	134.7	83.7	46.464	37	+2.193	
				2.772	34	17.572	36	33.558	42	47.550	47	133.4	82.9	56.897	48	+12.319	
				Total :								3:16.647		+18.706			
46	49	MIZOGUCHI Renato H	BRA	2.828	=44	17.679	41	33.406	45	42.048	45	132.3	82.2	47.773	45	+3.227	
				2.818	43	17.732	47	33.527	46	42.666	47	131.3	81.6	50.036	48	+5.542	
				2.835	44	17.876	45	37.471	48	47.216	48	99.8	62.0	53.349	48	+9.078	
				2.847	46	17.797	44	33.987	43	43.024	43	131.1	81.5	48.742	43	+4.164	
				Total :								3:19.900		+21.959			
47	46	LIN Chui-Bin	TPE	2.921	49	18.347	50	34.986	49	43.930	48	123.0	76.4	49.602	47	+5.056	
				2.915	48	18.209	49	34.531	49	43.503	49	125.7	78.1	50.328	49	+5.834	
				2.846	45	18.082	47	35.068	46	45.421	46	121.1	75.2	52.277	47	+8.006	
				2.855	47	18.035	46	34.525	45	43.987	45	125.7	78.1	51.509	45	+6.931	
				Total :								3:23.716		+25.775			
48	41	LI Chia-Hsun	TPE	2.930	50	17.793	48	35.115	50	47.680	50	128.0	79.5	55.390	48	+10.844	
				2.951	49	18.012	48	33.961	48	42.772	48	130.9	81.3	49.092	46	+4.598	
				2.898	48	17.916	46	36.170	47	45.824	47	114.7	71.2	51.888	46	+7.617	
				2.938	48	17.829	45	34.605	46	43.757	44	123.9	77.0	49.616	44	+5.038	
				Total :								3:25.986		+28.045			
45		LEE Chang-Yong	KOR	2.768	37	17.495	34	32.883	36	42.525	46	134.7	83.7				DNF
38		RUBENIS Martins	LAT	2.707	=22	17.321	22	32.242	18	40.154	16	137.6	85.5	45.022	14	+0.476	
				2.710	22	17.309	24	32.473	28	41.247	38	137.7	85.6	49.671	47	+5.177	
																DNS	



MEN'S SINGLES
SIMPLE HOMMES

UTAH OLYMPIC PARK MON 11 FEB 2002 / LUN 11 FEV 2002 START TIME / DEBUT 11:00

Rk	Start No.	Name	NOC	Start Time	Rk	Int.1	Rk	Int.2	Rk	Int.3	Rk	Speed (km/h) (mph)	Finish Time	Rk	Time Behind	RM
----	-----------	------	-----	------------	----	-------	----	-------	----	-------	----	--------------------	-------------	----	-------------	----

 Race Director	 Jury President
--	--

LEGEND

Rk	Rank	km/h	kilometers per hour	DNF	Did not finish
Int.	Intermediate time	mph	miles per hour	DNS	Did not start
RM	Record mark				



MEN'S SINGLES RUN 4
SIMPLE HOMMES, 4e DESCENTE

UTAH OLYMPIC PARK MON 11 FEB 2002 / LUN 11 FEV 2002 START TIME / DEBUT 11:00

Track Records					
Name	NOC	Start Time	Finish Time	Date	Run No.
GEPPERT Denis	GER	2.644		10 FEB 2002	1
PROCK Markus	AUT		44.271	11 FEB 2002	3

Rk	Start No.	Name	NOC	Start Time	Rk	S-1	Rk	1-2	Rk	2-3	Rk	3-F	Rk	Speed (km/h)	(mph)	Finish Time	Rk	Time Behind
1	10	ZOEGLER Armin	ITA	2.683	10	14.492	1	14.790	1	7.798	1	4.783	1	138.5	86.0	44.546	1	0.000
				2.692	13	14.475	1	14.782	2	7.791	2	4.781	2	138.6	86.1	44.521	2	+0.027
				2.684	10	14.449	3	14.698	2	7.729	1	4.736	1	139.3	86.6	44.296	2	+0.025
				2.698	13	14.509	1	14.789	1	7.797	2	4.785	1	138.7	86.1	44.578	1	0.000
				Total : 2:57.941														0.000
2	6	HACKL Georg	GER	2.714	26	14.516	6	14.797	2	7.800	2	4.787	2	138.6	86.1	44.614	2	+0.068
				2.715	23	14.488	3	14.762	1	7.766	1	4.763	1	138.8	86.2	44.494	1	0.000
				2.720	23	14.489	10	14.759	4	7.749	3	4.770	4	138.8	86.2	44.487	6	+0.216
				2.732	=26	14.565	5	14.802	2	7.777	1	4.799	4	138.1	85.8	44.675	3	+0.097
				Total : 2:58.270														+0.329
3	9	PROCK Markus	AUT	2.661	3	14.513	5	14.854	5	7.855	6	4.815	5	138.5	86.0	44.698	4	+0.152
				2.656	3	14.498	4	14.845	4	7.840	4	4.801	3	138.5	86.1	44.640	3	+0.146
				2.662	3	14.442	2	14.695	1	7.732	2	4.740	2	139.6	86.7	44.271	1	0.000
				2.670	3	14.539	2	14.859	3	7.815	3	4.791	2	138.1	85.8	44.674	2	+0.096
				Total : 2:58.283														+0.342
4	11	HEIDT Adam	USA	2.677	9	14.529	9	14.830	3	7.825	3	4.799	3	138.5	86.1	44.660	3	+0.114
				2.687	=10	14.545	=11	14.874	9	7.837	3	4.807	4	137.9	85.7	44.750	5	+0.256
				2.674	6	14.491	=11	14.761	=5	7.752	4	4.743	3	139.0	86.3	44.421	4	+0.150
				2.692	11	14.584	10	14.876	5	7.828	4	4.795	3	138.1	85.8	44.775	4	+0.197
				Total : 2:58.606														+0.665
5	5	DEMTSCHENKO Albei	RUS	2.667	6	14.504	4	14.871	7	7.866	7	4.848	8	137.9	85.7	44.756	6	+0.210
				2.666	5	14.538	8	14.855	6	7.843	5	4.830	5	138.0	85.7	44.732	4	+0.238
				2.671	5	14.484	=8	14.768	8	7.791	7	4.820	9	138.7	86.2	44.534	=7	+0.263
				2.677	6	14.574	6	14.947	=13	7.907	13	4.869	=11	137.4	85.4	44.974	10	+0.396
				Total : 2:58.996														+1.055
6	7	ALBERT Karsten	GER	2.665	5	14.525	8	14.852	4	7.854	5	4.822	6	138.0	85.7	44.718	5	+0.172
				2.669	6	14.540	9	14.862	8	7.859	6	4.837	=7	137.9	85.7	44.767	6	+0.273
				2.659	2	14.482	7	14.761	=5	7.782	5	4.783	5	139.0	86.3	44.467	5	+0.196
				2.721	=23	14.640	22	14.986	=16	7.897	8	4.850	8	136.9	85.0	45.094	16	+0.516
				Total : 2:59.046														+1.105
7	2	GEPPERT Denis	GER	2.644	1	14.498	=2	14.906	11	7.914	13	4.884	15	137.7	85.6	44.846	8	+0.300
				2.645	1	14.582	=20	14.931	16	7.881	9	4.835	6	137.3	85.3	44.874	10	+0.380
				2.647	1	14.434	1	14.763	7	7.789	6	4.784	6	138.4	86.0	44.417	3	+0.146
				2.663	1	14.542	3	14.988	18	7.945	19	4.879	16	136.7	84.9	45.017	11	+0.439
				Total : 2:59.154														+1.213



**MEN'S SINGLES RUN 4
SIMPLE HOMMES, 4e DESCENTE**

UTAH OLYMPIC PARK MON 11 FEB 2002 / LUN 11 FEV 2002 START TIME / DEBUT 11:00

Rk	Start No.	Name	NOC	Start Time	Rk	S-1	Rk	1-2	Rk	2-3	Rk	3-F	Rk	Speed (km/h)	Speed (mph)	Finish Time	Rk	Time Behind
8	12	KLEINHEINZ Markus	AUT	2.711	24	14.533	10	14.910	12	7.881	8	4.840	7	137.5	85.4	44.875	10	+0.329
				2.705	18	14.531	6	14.892	10	7.883	10	4.846	9	137.7	85.6	44.857	9	+0.363
				2.707	18	14.479	6	14.774	11	7.796	8	4.802	7	138.6	86.1	44.558	9	+0.287
				2.711	19	14.575	=7	14.920	9	7.880	7	4.835	6	137.4	85.4	44.921	8	+0.343
Total : 2:59.211 +1.270																		
9	3	HUBER Wilfried	ITA	2.718	27	14.523	7	14.863	6	7.891	9	4.856	9	138.1	85.8	44.851	9	+0.305
				2.727	28	14.522	5	14.848	5	7.869	8	4.848	10	138.2	85.8	44.814	8	+0.320
				2.726	=27	14.491	=11	14.772	10	7.810	10	4.812	8	138.8	86.3	44.611	10	+0.340
				2.728	25	14.595	12	14.946	=11	7.905	=11	4.869	=11	137.3	85.3	45.043	12	+0.465
Total : 2:59.319 +1.378																		
10	1	MARGREITER Rainer	AUT	2.704	20	14.542	11	14.914	13	7.979	20	4.895	16	137.9	85.7	45.034	15	+0.488
				2.709	=20	14.545	=11	14.955	20	7.971	20	4.896	=15	138.1	85.8	45.076	17	+0.582
				2.726	=27	14.478	5	14.771	9	7.822	11	4.829	=11	138.8	86.3	44.626	11	+0.355
				2.706	16	14.582	9	14.907	8	7.875	6	4.831	5	137.9	85.7	44.901	6	+0.323
Total : 2:59.637 +1.696																		
11	21	CONNELLY Kyle	CAN	2.686	12	14.565	16	14.923	15	7.903	11	4.868	=12	137.9	85.7	44.945	12	+0.399
				2.683	9	14.582	=20	14.912	13	7.895	12	4.850	11	137.9	85.6	44.922	11	+0.428
				2.687	11	14.543	17	14.830	15	7.823	12	4.829	=11	138.4	86.0	44.712	13	+0.441
				2.676	5	14.605	17	15.020	20	7.939	=17	4.904	=19	137.1	85.2	45.144	18	+0.566
Total : 2:59.723 +1.782																		
12	22	RAINER Reinhold	ITA	2.697	=15	14.573	18	14.899	10	7.897	10	4.861	10	137.8	85.6	44.927	11	+0.381
				2.695	14	14.547	13	14.861	7	7.861	7	4.837	=7	138.0	85.7	44.801	7	+0.307
				2.703	=16	14.549	=19	14.807	14	7.889	20	4.866	19	138.4	86.0	44.814	19	+0.543
				2.717	21	14.635	21	15.053	24	7.931	16	4.876	14	136.3	84.7	45.212	20	+0.634
Total : 2:59.754 +1.813																		
13	15	HOEHENER Stefan	SUI	2.684	11	14.498	=2	14.896	9	7.975	=18	5.048	27	137.8	85.6	45.101	17	+0.555
				2.676	8	14.486	2	14.837	3	8.197	32	5.058	30	138.7	86.2	45.254	23	+0.760
				2.680	9	14.484	=8	14.727	3	7.799	9	4.844	16	139.3	86.5	44.534	=7	+0.263
				2.694	12	14.590	11	14.868	4	7.899	9	4.860	=9	138.0	85.7	44.911	7	+0.333
Total : 2:59.800 +1.859																		
14	20	MOFFAT Chris	CAN	2.659	2	14.560	14	14.999	18	7.970	17	4.928	22	137.4	85.4	45.116	19	+0.570
				2.719	25	14.751	38	14.937	17	7.886	11	4.852	12	137.2	85.3	45.145	19	+0.651
				2.669	4	14.534	15	14.790	12	7.827	13	4.831	13	138.7	86.1	44.651	12	+0.380
				2.666	2	14.647	23	14.986	=16	7.912	14	4.877	15	136.8	85.0	45.088	15	+0.510
Total : 3:00.000 +2.059																		



MEN'S SINGLES RUN 4
SIMPLE HOMMES, 4e DESCENTE

UTAH OLYMPIC PARK MON 11 FEB 2002 / LUN 11 FEV 2002 START TIME / DEBUT 11:00

Rk	Start No.	Name	NOC	Start Time	Rk	S-1	Rk	1-2	Rk	2-3	Rk	3-F	Rk	Speed (km/h) (mph)	Finish Time	Rk	Time Behind	
15	17	ROUSSEAU Johan	FRA	2.697	=15	14.569	17	14.926	16	7.928	16	4.879	14	137.9	85.6	44.999	13	+0.453
				2.704	17	14.579	19	14.906	12	7.940	15	4.896	=15	138.0	85.7	45.025	14	+0.531
				2.716	=21	14.536	16	14.805	13	7.848	15	4.861	18	138.7	86.1	44.766	16	+0.495
				2.699	=14	14.666	28	15.015	19	7.962	21	4.901	18	136.9	85.0	45.243	21	+0.665
														Total :	3:00.033		+2.092	
16	4	SLAVIK Jaroslav	SVK	2.690	=13	14.547	12	14.973	17	7.992	22	4.902	18	137.8	85.6	45.104	18	+0.558
				2.652	2	14.533	7	14.925	15	7.964	19	4.943	21	138.1	85.8	45.017	13	+0.523
				2.697	14	14.525	=13	14.854	19	7.849	16	4.837	15	138.3	85.9	44.762	15	+0.491
				2.690	=9	14.550	4	14.947	=13	7.952	20	5.041	29	137.7	85.5	45.180	19	+0.602
														Total :	3:00.063		+2.122	
17	8	BENSHOOF Tony	USA	2.664	4	14.575	19	14.877	8	7.851	4	4.809	4	137.9	85.7	44.776	7	+0.230
				2.658	4	14.987	47	15.127	30	7.973	21	4.908	18	135.4	84.1	45.653	29	+1.159
				2.678	8	14.597	25	14.857	20	7.829	14	4.826	10	137.9	85.7	44.787	17	+0.516
				2.672	4	14.600	14	14.893	6	7.873	5	4.848	7	138.1	85.8	44.886	5	+0.308
														Total :	3:00.102		+2.161	
18	23	FRICHETEAU Yann	FRA	2.705	21	14.619	25	15.026	21	7.980	21	4.910	=19	136.6	84.9	45.240	21	+0.694
				2.709	=20	14.593	22	14.922	14	7.911	13	4.874	13	137.3	85.3	45.009	12	+0.515
				2.713	20	14.565	=22	14.849	18	7.871	19	4.871	20	137.6	85.5	44.869	20	+0.598
				2.718	22	14.601	15	14.942	10	7.918	15	4.881	17	137.4	85.3	45.060	13	+0.482
														Total :	3:00.178		+2.237	
19	25	SEITZ Tyler	CAN	2.669	7	14.593	20	15.004	19	7.918	14	4.867	11	136.5	84.8	45.051	16	+0.505
				2.673	7	14.626	25	15.030	26	7.950	16	4.890	14	136.1	84.6	45.169	20	+0.675
				2.677	7	14.551	21	14.843	17	7.852	17	4.833	14	138.1	85.8	44.756	14	+0.485
				2.684	8	14.659	26	15.029	22	7.969	22	4.904	=19	136.5	84.8	45.245	22	+0.667
														Total :	3:00.221		+2.280	
20	13	KNEIB Victor	RUS	2.703	19	14.606	22	15.067	24	8.018	23	4.939	23	136.3	84.7	45.333	22	+0.787
				2.699	16	14.553	14	14.953	=18	7.931	14	4.898	17	137.3	85.3	45.034	15	+0.540
				2.699	15	14.450	4	14.835	16	7.909	21	4.903	21	138.2	85.8	44.796	18	+0.525
				2.680	7	14.622	19	14.957	15	7.939	=17	4.904	=19	137.2	85.2	45.102	17	+0.524
														Total :	3:00.265		+2.324	
21	18	GORLATSHEV Alexe	RUS	2.690	=13	14.550	13	15.020	20	7.975	=18	4.921	21	136.6	84.9	45.156	20	+0.610
				2.687	=10	14.560	16	14.953	=18	7.995	23	4.936	19	137.2	85.3	45.131	18	+0.637
				2.691	12	14.549	=19	14.862	21	7.925	24	4.983	27	138.4	86.0	45.010	22	+0.739
				2.690	=9	14.603	16	15.043	23	7.992	23	4.943	23	137.1	85.2	45.271	23	+0.693
														Total :	3:00.568		+2.627	



MEN'S SINGLES RUN 4
SIMPLE HOMMES, 4e DESCENTE

UTAH OLYMPIC PARK MON 11 FEB 2002 / LUN 11 FEV 2002 START TIME / DEBUT 11:00

Rk	Start No.	Name	NOC	Start Time	Rk	S-1	Rk	1-2	Rk	2-3	Rk	3-F	Rk	Speed (km/h)	Speed (mph)	Finish Time	Rk	Time Behind							
22	19	SKRAUSTINS Nauris	LAT	2.674	8	14.773	39	15.060	23	7.927	15	4.901	17	136.1	84.6	45.335	23	+0.789							
				2.690	12	14.697	32	14.982	21	8.009	24	5.011	27	136.7	84.9	45.389	26	+0.895							
				2.694	13	14.619	27	14.868	22	7.866	18	4.857	17	138.1	85.8	44.904	21	+0.633							
				2.699	=14	14.651	24	14.946	=11	7.905	=11	4.860	=9	137.5	85.4	45.061	14	+0.483							
Total : 3:00.689																									+2.748
23	39	WALDEN Bengt	SWE	2.735	=30	14.616	24	15.096	25	8.024	25	4.984	25	136.0	84.5	45.455	26	+0.909							
				2.716	24	14.569	17	14.985	22	7.975	22	4.944	22	137.0	85.1	45.189	21	+0.695							
				2.723	26	14.548	18	14.946	26	7.933	25	4.931	23	137.0	85.1	45.081	25	+0.810							
				2.740	30	14.660	27	15.070	25	8.060	27	5.031	28	136.3	84.7	45.561	26	+0.983							
Total : 3:01.286																									+3.345
24	16	GILLY Reto	SUI	2.707	=22	14.562	15	15.269	30	8.466	39	5.216	=37	137.6	85.5	46.220	33	+1.674							
				2.698	15	14.544	10	14.901	11	7.962	18	4.948	24	137.8	85.6	45.053	16	+0.559							
				2.708	19	14.618	26	14.914	25	7.913	22	4.926	22	137.7	85.6	45.079	24	+0.808							
				2.708	17	14.575	=7	14.901	7	7.902	10	4.873	13	137.6	85.5	44.959	9	+0.381							
Total : 3:01.311																									+3.370
25	30	HATTON Mark	GBR	2.726	29	14.604	21	15.048	22	8.039	26	4.974	24	136.6	84.9	45.391	24	+0.845							
				2.729	29	14.646	27	15.082	29	8.055	27	4.997	26	136.3	84.7	45.509	27	+1.015							
				2.722	=24	14.565	=22	14.910	24	7.963	26	4.947	25	137.7	85.6	45.107	26	+0.836							
				2.756	31	14.686	31	15.087	26	8.032	25	4.998	26	136.1	84.6	45.559	25	+0.981							
Total : 3:01.566																									+3.625
26	14	SULLIVAN Nick	USA	2.719	28	14.688	28	15.100	26	8.022	24	4.910	=19	136.6	84.8	45.439	25	+0.893							
				2.744	31	14.558	15	15.027	25	8.017	25	4.963	25	136.9	85.0	45.309	25	+0.815							
				2.722	=24	14.755	39	15.216	33	8.079	30	4.954	26	137.0	85.1	45.726	29	+1.455							
				2.736	28	14.742	34	15.145	30	8.056	26	4.940	22	136.5	84.8	45.619	27	+1.041							
Total : 3:02.093																									+4.152
27	37	USHIJIMA Shigeaki	JPN	2.740	32	14.716	29	15.245	29	8.158	27	5.046	26	135.2	84.0	45.905	29	+1.359							
				2.723	27	14.625	24	15.013	24	7.953	17	4.946	23	136.5	84.8	45.260	24	+0.766							
				2.743	30	14.574	24	15.040	28	7.982	27	4.944	24	136.4	84.8	45.283	27	+1.012							
				2.721	=23	14.683	30	15.135	29	8.116	29	4.996	25	135.6	84.2	45.651	28	+1.073							
Total : 3:02.099																									+4.158
28	33	SOEDERBERG Ander	SWE	2.701	18	14.734	34	15.519	39	8.470	40	5.200	36	134.1	83.3	46.624	36	+2.078							
				2.707	19	14.574	18	14.987	23	8.018	26	4.942	20	137.0	85.1	45.228	22	+0.734							
				2.703	=16	14.525	=13	14.886	23	7.921	23	5.029	28	138.2	85.8	45.064	23	+0.793							
				2.710	18	14.599	13	15.027	21	8.001	24	4.961	24	136.5	84.8	45.298	24	+0.720							
Total : 3:02.214																									+4.273



MEN'S SINGLES RUN 4
SIMPLE HOMMES, 4e DESCENTE

UTAH OLYMPIC PARK MON 11 FEB 2002 / LUN 11 FEV 2002 START TIME / DEBUT 11:00

Rk	Start No.	Name	NOC	Start Time	Rk	S-1	Rk	1-2	Rk	2-3	Rk	3-F	Rk	Speed (km/h)	Speed (mph)	Finish Time	Rk	Time Behind				
29	24	REKIS Guntis	LAT	2.713	25	14.724	31	15.193	27	8.190	28	5.078	28	136.2	84.6	45.898	28	+1.352				
				2.720	26	14.696	31	15.069	27	8.104	29	5.055	29	136.6	84.9	45.644	28	+1.150				
				2.716	=21	14.656	28	14.969	27	8.061	28	5.044	29	137.3	85.3	45.446	28	+1.175				
				2.713	20	14.701	32	15.115	28	8.124	30	5.063	30	136.1	84.5	45.716	30	+1.138				
																Total :	3:02.704		+4.763			
30	48	KVICALA Michal	CZE	2.800	41	14.941	46	15.555	41	8.235	34	5.128	32	131.7	81.8	46.659	37	+2.113				
				2.807	40	14.777	=40	15.192	32	8.114	30	5.042	28	135.4	84.1	45.932	30	+1.438				
				2.815	40	14.719	=34	15.207	32	8.146	32	5.114	32	136.9	85.0	46.001	33	+1.730				
				2.811	=39	14.658	25	15.094	27	8.105	28	5.013	27	136.7	84.9	45.681	29	+1.103				
																Total :	3:04.273		+6.332			
31	32	HOEGER Christopher	VEN	2.832	46	14.754	37	15.280	32	8.191	29	5.110	30	134.7	83.7	46.167	31	+1.621				
				2.830	46	14.750	37	15.258	35	8.170	31	5.089	31	134.8	83.7	46.097	33	+1.603				
				2.820	42	14.701	31	15.154	31	8.090	31	5.053	30	135.8	84.3	45.818	32	+1.547				
				2.837	44	14.810	40	15.301	34	8.172	31	5.111	31	134.5	83.5	46.231	32	+1.653				
																Total :	3:04.313		+6.372			
32	40	STANCIU Cristian	ROM	2.865	48	14.720	30	15.275	31	8.203	30	5.113	31	134.9	83.8	46.176	32	+1.630				
				2.828	45	14.724	34	15.280	36	8.242	34	5.129	34	135.1	84.0	46.203	34	+1.709				
				2.831	43	14.679	30	15.238	34	8.202	=34	5.130	34	135.6	84.3	46.080	34	+1.809				
				2.838	45	14.761	36	15.259	32	8.177	32	5.120	32	134.9	83.8	46.155	31	+1.577				
																Total :	3:04.614		+6.673			
33	31	KESHAVAN Shiva	IND	2.735	=30	14.629	26	15.204	28	8.219	32	5.094	29	135.8	84.4	45.881	27	+1.335				
				2.750	33	14.652	28	15.233	34	8.247	35	5.095	32	135.1	83.9	45.977	31	+1.483				
				2.748	31	14.718	33	15.308	37	8.515	43	5.411	43	135.4	84.1	46.700	40	+2.429				
				2.766	33	14.620	18	15.368	36	8.439	=40	5.232	36	134.8	83.7	46.425	36	+1.847				
																Total :	3:04.983		+7.042			
34	42	TICAN Marian	ROM	2.766	35	14.944	47	15.358	36	8.232	33	5.186	35	134.0	83.2	46.486	35	+1.940				
				2.749	32	14.706	33	15.331	38	8.283	36	5.277	37	134.8	83.7	46.346	36	+1.852				
				2.767	34	14.675	29	15.266	35	8.230	36	5.177	36	135.2	84.0	46.115	35	+1.844				
				2.795	37	14.798	37	15.288	33	8.255	34	5.216	34	134.6	83.6	46.352	35	+1.774				
																Total :	3:05.299		+7.358			
35	28	MICK Lubomir	SVK	2.699	17	14.670	27	15.895	47	8.653	45	5.290	40	130.4	81.0	47.207	42	+2.661				
				2.734	30	14.628	26	15.213	33	8.333	37	5.425	40	135.8	84.3	46.333	35	+1.839				
				2.730	29	14.719	=34	15.112	30	8.177	33	5.065	31	136.0	84.5	45.803	31	+1.532				
				2.737	29	14.628	20	15.392	38	8.321	37	5.397	41	136.0	84.5	46.475	38	+1.897				
																Total :	3:05.818		+7.877			



MEN'S SINGLES RUN 4
SIMPLE HOMMES, 4e DESCENTE

UTAH OLYMPIC PARK MON 11 FEB 2002 / LUN 11 FEV 2002 START TIME / DEBUT 11:00

Rk	Start No.	Name	NOC	Start Time	Rk	S-1	Rk	1-2	Rk	2-3	Rk	3-F	Rk	Speed (km/h)	Speed (mph)	Finish Time	Rk	Time Behind
36	36	LEE Hak-Jin	KOR	2.770	38	14.894	44	15.475	38	8.463	38	5.340	41	133.7	83.0	46.942	38	+2.396
				2.788	38	14.777	=40	15.584	43	8.700	43	5.396	39	134.4	83.5	47.245	41	+2.751
				2.770	35	14.733	36	15.310	38	8.386	41	5.359	42	134.7	83.7	46.558	38	+2.287
				2.776	35	14.804	39	15.387	37	8.281	35	5.206	33	134.0	83.3	46.454	37	+1.876
				Total : 3:07.199													+9.258	
37	29	SINGLETON Patrick	BER	2.797	40	15.174	49	15.635	43	8.241	35	5.168	34	131.3	81.6	47.015	39	+2.469
				2.804	39	14.692	30	15.076	28	8.083	28	8.035	48	136.5	84.8	48.690	45	+4.196
				2.798	37	14.715	32	15.070	29	8.071	29	5.115	33	136.6	84.9	45.769	30	+1.498
				2.802	38	14.842	43	15.182	31	8.250	33	5.222	35	135.5	84.2	46.298	33	+1.720
				Total : 3:07.772													+9.831	
38	35	CEPOI Constantin-Livit	MDA	2.767	36	14.727	=32	15.596	42	8.652	44	5.419	44	133.6	83.0	47.161	40	+2.615
				2.777	37	14.836	44	15.597	44	8.637	42	5.506	41	132.8	82.5	47.353	42	+2.859
				2.777	36	14.747	38	15.440	40	8.353	39	5.287	40	133.9	83.2	46.604	39	+2.333
				2.778	36	14.811	41	15.550	40	8.405	39	5.281	39	132.8	82.5	46.825	40	+2.247
				Total : 3:07.943													+10.002	
39	43	CAMACHO Julio Cesar	VEN	2.817	43	14.975	48	15.735	46	8.416	37	5.250	39	130.6	81.1	47.193	41	+2.647
				2.813	41	14.742	36	15.534	41	8.348	38	5.239	35	132.4	82.3	46.676	37	+2.182
				2.850	46	14.779	40	15.597	42	8.861	44	5.540	44	134.1	83.3	47.627	43	+3.356
				2.811	=39	14.709	33	15.446	39	8.361	38	5.252	37	134.1	83.3	46.579	39	+2.001
				Total : 3:08.075													+10.134	
40	47	HOEGER Werner	VEN	2.815	42	14.886	43	15.687	44	8.497	41	5.349	42	132.0	82.0	47.234	43	+2.688
				2.817	42	14.806	42	15.619	45	8.494	40	5.335	38	132.4	82.3	47.071	40	+2.577
				2.811	38	14.781	41	15.581	41	8.439	42	5.322	41	132.9	82.6	46.934	42	+2.663
				2.815	41	14.826	42	15.601	41	8.439	=40	5.358	40	132.5	82.3	47.039	41	+2.461
				Total : 3:08.278													+10.337	
41	50	GONZALEZ Ruben O	ARG	2.838	47	14.919	45	16.070	48	8.809	46	5.544	45	133.3	82.8	48.180	46	+3.634
				2.831	47	14.856	45	15.844	47	8.745	44	5.543	43	131.0	81.4	47.819	44	+3.325
				2.854	47	15.007	44	16.077	45	8.911	45	5.684	45	129.5	80.4	48.533	45	+4.262
				2.827	43	15.350	47	16.016	43	8.592	42	5.491	42	128.5	79.8	48.276	42	+3.698
				Total : 3:12.808													+14.867	
42	34	KIM Min-Kyu	KOR	2.753	33	14.755	38	15.301	33	8.211	31	5.139	33	134.4	83.5	46.159	30	+1.613
				2.770	36	14.731	35	15.530	40	8.913	47	5.712	44	134.2	83.3	47.656	43	+3.162
				2.760	33	15.476	48	15.996	44	8.352	38	5.216	38	127.9	79.5	47.800	44	+3.529
				2.763	32	14.748	35	18.052	47	10.312	47	6.315	46	134.7	83.7	52.190	46	+7.612
				Total : 3:13.805													+15.864	



MEN'S SINGLES RUN 4
SIMPLE HOMMES, 4e DESCENTE

UTAH OLYMPIC PARK MON 11 FEB 2002 / LUN 11 FEV 2002 START TIME / DEBUT 11:00

Rk	Start No.	Name	NOC	Start Time	Rk	S-1	Rk	1-2	Rk	2-3	Rk	3-F	Rk	Speed (km/h)	Speed (mph)	Finish Time	Rk	Time Behind
43	27	GONZALEZ Marcelo	ARG	2.828	=44	14.867	42	15.552	40	8.650	43	5.417	43	133.3	82.8	47.314	44	+2.768
				2.823	44	14.817	43	15.556	42	8.473	39	5.262	36	133.1	82.7	46.931	38	+2.437
				2.818	41	14.866	42	15.615	43	8.359	40	5.225	39	132.7	82.4	46.883	41	+2.612
				2.822	42	16.937	48	18.740	48	9.172	45	5.760	44	108.0	67.1	53.431	47	+8.853
Total : 3:14.559 +16.618																		
44	26	RADU Eugen	ROM	2.773	39	14.739	35	15.348	35	13.572	50	10.176	49	133.8	83.1	56.608	49	+12.062
				2.767	=34	14.679	29	15.286	37	8.236	33	5.128	33	134.3	83.5	46.096	32	+1.602
				2.757	32	14.740	37	15.320	39	8.283	37	5.199	37	134.0	83.2	46.299	36	+2.028
				2.732	=26	14.681	29	15.366	35	8.290	36	5.255	38	133.7	83.1	46.324	34	+1.746
Total : 3:15.327 +17.386																		
45	44	RASCHINI Ricardo	BRA	2.765	34	14.752	36	15.318	34	8.258	36	5.216	=37	134.5	83.5	46.309	34	+1.763
				2.767	=34	14.768	39	15.437	39	8.497	41	5.508	42	134.8	83.8	46.977	39	+2.483
				2.812	39	15.006	43	15.290	36	8.202	=34	5.154	35	134.7	83.7	46.464	37	+2.193
				2.772	34	14.800	38	15.986	42	13.992	48	9.347	48	133.4	82.9	56.897	48	+12.319
Total : 3:16.647 +18.706																		
46	49	MIZOGUCHI Renato H	BRA	2.828	=44	14.851	40	15.727	45	8.642	42	5.725	47	132.3	82.2	47.773	45	+3.227
				2.818	43	14.914	46	15.795	46	9.139	49	7.370	47	131.3	81.6	50.036	48	+5.542
				2.835	44	15.041	46	19.595	48	9.745	47	6.133	47	99.8	62.0	53.349	48	+9.078
				2.847	46	14.950	45	16.190	44	9.037	43	5.718	43	131.1	81.5	48.742	43	+4.164
Total : 3:19.900 +21.959																		
47	46	LIN Chui-Bin	TPE	2.921	49	15.426	50	16.639	49	8.944	47	5.672	46	123.0	76.4	49.602	47	+5.056
				2.915	48	15.294	49	16.322	49	8.972	48	6.825	46	125.7	78.1	50.328	49	+5.834
				2.846	45	15.236	47	16.986	46	10.353	48	6.856	48	121.1	75.2	52.277	47	+8.006
				2.855	47	15.180	46	16.490	45	9.462	46	7.522	47	125.7	78.1	51.509	45	+6.931
Total : 3:23.716 +25.775																		
48	41	LI Chia-Hsun	TPE	2.930	50	14.863	41	17.322	50	12.565	49	7.710	48	128.0	79.5	55.390	48	+10.844
				2.951	49	15.061	48	15.949	48	8.811	46	6.320	45	130.9	81.3	49.092	46	+4.598
				2.898	48	15.018	45	18.254	47	9.654	46	6.064	46	114.7	71.2	51.888	46	+7.617
				2.938	48	14.891	44	16.776	46	9.152	44	5.859	45	123.9	77.0	49.616	44	+5.038
Total : 3:25.986 +28.045																		
45	LEE Chang-Yong	KOR	2.768	37	14.727	=32	15.388	37	9.642	48			134.7	83.7			DNF	
38	RUBENIS Martins	LAT	2.707	=22	14.614	23	14.921	14	7.912	12	4.868	=12	137.6	85.5	45.022	14	+0.476	
			2.710	22	14.599	23	15.164	31	8.774	45	8.424	49	137.7	85.6	49.671	47	+5.177	
DNS																		



MEN'S SINGLES RUN 4
SIMPLE HOMMES, 4e DESCENTE

UTAH OLYMPIC PARK MON 11 FEB 2002 / LUN 11 FEV 2002 START TIME / DEBUT 11:00

Rk	Start No.	Name	NOC	Start Time	Rk	S-1	Rk	1-2	Rk	2-3	Rk	3-F	Rk	Speed (km/h)	Speed (mph)	Finish Time	Rk	Time Behind
----	-----------	------	-----	------------	----	-----	----	-----	----	-----	----	-----	----	--------------	-------------	-------------	----	-------------

LEGEND

Rk Rank
Int. Intermediate time
S-1, 1-2, 2-3, 3-F Split interval

km/h kilometers per hour
mph miles per hour

DNF Did not finish
DNS Did not start



MEN'S SINGLES / SIMPLE HOMMES

UTAH OLYMPIC PARK AS OF MON 11 FEB 2002 - 13:10

Prior to the Games					
Name	NOC	Start Time (sec)	Finish Time (sec)	Date	Run Number
DEMTSCHENKO Albert	RUS	2.672		10 FEB 2001	
ZOGGELER Armin	ITA		44.590	10 FEB 2001	

During the Games					
Name	NOC	Start Time (sec)	Finish Time (sec)	Date	Run Number
GEPPERT Denis	GER	2.644		10 FEB 2002	1
ZOEGGELER Armin	ITA		44.546	10 FEB 2002	1
ZOEGGELER Armin	ITA		44.521	10 FEB 2002	2
HACKL Georg	GER		44.494	10 FEB 2002	2
ZOEGGELER Armin	ITA		44.296	11 FEB 2002	3
PROCK Markus	AUT		44.271	11 FEB 2002	3



Women's Singles



RÉSULTATS - PAR ORDRE DE DÉPART

WOMEN'S SINGLES OFFICIAL TRAINING RUN 1 SIMPLE DAMES, ENTRAÎNEMENT OFFICIEL, 1ère DESCENTE

UTAH OLYMPIC PARK SAT 9 FEB 2002 / SAM 9 FEV 2002 START TIME / DEBUT 16:45

Start Order No.	Start No.	Name	NOC	Start Time	Rk	Int.1	Rk	Int.2	Rk	Int.3	Rk	Speed (km/h) (mph)	Finish Time	Rk	Time Behind
1	1	BOCCALANDRO Iginia	VEN	3.363	29	17.190	29	31.128	29	42.118	29	100.8 62.6	49.692	29	+6.025
2	2	ABERNATHY Anne	ISV	3.277	27	16.794	27	30.042	28	39.196	28	115.2 71.6	44.868	28	+1.201
3	3	BROWNE Dinah	ISV	3.283	28	16.850	28	30.037	27	39.041	26	117.3 72.9	44.667	26	+1.000
4	4	LUDAN Lilian	UKR	3.261	26	16.674	17	29.636	9	38.400	7	119.8 74.4	43.749	4	+0.082
5	5	TSCUCHLIB Oryslava	UKR	3.208	=14	16.682	19	29.766	18	38.653	16	118.3 73.5	44.363	20	+0.696
6	6	PAUL Angela	NZL	3.208	=14	16.693	20	29.813	20	38.838	21	117.4 72.9	44.477	21	+0.810
7	7	ANTONOVA Anastasia	RUS	3.197	10	16.706	23	29.877	23	38.889	23	117.5 73.0	44.503	22	+0.836
8	8	KLIMENKO Margarita	RUS	3.206	13	16.648	11	29.831	21	38.745	19	118.0 73.3	44.223	16	+0.556
9	9	SKULKINA Anastasia	RUS	3.220	19	16.774	25	30.032	26	39.137	27	115.9 72.0	44.835	27	+1.168
10	10	OUGIER Melanie	FRA	3.251	25	16.791	26	29.911	25	38.878	22	117.9 73.2	44.527	23	+0.860
11	11	JERIOVA Marketa	CZE	3.214	17	16.672	16	29.694	14	38.567	12	118.6 73.7	44.076	13	+0.409
12	12	WILCZAK Becky	USA	3.159	2	16.559	5	29.532	3	38.306	2	119.6 74.3	43.667	1	0.000
13	13	ZABLOCKI Courtney	USA	3.185	8	16.606	7	29.592	5	38.386	5	119.5 74.2	43.803	8	+0.136
14	14	HAYDEN Ashley	USA	3.162	3	16.540	3	29.490	1	38.280	1	119.6 74.3	43.673	2	+0.006
15	15	KOBAYASHI Yumie	JPN	3.240	24	16.703	22	29.746	16	38.687	17	118.8 73.8	44.248	18	+0.581
16	16	FEICHTER Maria	ITA	3.231	22	16.700	21	29.759	17	38.902	24	116.4 72.3	44.590	24	+0.923
17	17	OBKIRCHER Natalie	ITA	3.180	7	16.603	6	29.603	6	38.414	8	119.5 74.2	43.828	9	+0.161
18	18	SCHIEFER Waltraud	ITA	3.205	12	16.658	13	29.634	8	38.419	9	119.7 74.3	43.802	7	+0.135
19	19	SABOLOVA Veronika	SVK	3.212	16	16.708	24	29.835	22	38.930	25	116.2 72.2	44.618	25	+0.951
20	20	LAUSCHER Regan	CAN	3.215	18	16.650	12	29.678	12	38.542	11	118.7 73.7	43.998	10	+0.331
21	21	EDER Simone	AUT	3.225	21	16.671	15	29.682	13	38.523	10	119.1 74.0	44.003	11	+0.336
22	22	MANZENREITER Sonja	AUT	3.200	11	16.670	14	29.881	24	38.778	20	117.9 73.3	44.237	17	+0.570
23	23	NEUNER Angelika	AUT	3.224	20	16.646	10	29.622	7	38.390	6	119.5 74.2	43.758	5	+0.091
24	24	NIEDERNHUBER Barbara	GER	3.170	4	16.546	4	29.526	2	38.309	3	119.5 74.3	43.689	3	+0.022
25	25	KRAUSHAAR Silke	GER	3.108	1	16.528	1	29.664	11	38.599	15	117.8 73.2	44.126	15	+0.459
26	26	OTTO Sylke	GER	3.175	6	16.532	2	29.540	4	38.369	4	119.2 74.0	43.785	6	+0.118
27	27	ORLOVA Anna	LAT	3.186	9	16.610	9	29.655	10	38.576	14	118.1 73.4	44.086	14	+0.419
28	28	TIRUMA Maija	LAT	3.238	23	16.675	18	29.796	19	38.733	18	117.8 73.2	44.263	19	+0.596
29	29	GAILE Iluta	LAT	3.171	5	16.609	8	29.716	15	38.575	13	118.5 73.6	44.031	12	+0.364



RÉSULTATS - PAR ORDRE DE DÉPART

WOMEN'S SINGLES OFFICIAL TRAINING RUN 1
SIMPLE DAMES, ENTRAÎNEMENT OFFICIEL, 1ère DESCENTE

UTAH OLYMPIC PARK SAT 9 FEB 2002 / SAM 9 FEV 2002 START TIME / DEBUT 16:45

Start Order No.	Start No.	Name	NOC	Start Time	Rk	Int.1	Rk	Int.2	Rk	Int.3	Rk	Speed (km/h) (mph)	Finish Time	Rk	Time Behind
--------------------	--------------	------	-----	---------------	----	-------	----	-------	----	-------	----	-----------------------	----------------	----	----------------

LEGEND

Rk Rank **km/h** kilometers per hour
Int. Intermediate time **mph** miles per hour



RÉSULTATS - PAR ORDRE DE DÉPART

WOMEN'S SINGLES OFFICIAL TRAINING RUN 2 SIMPLE DAMES, ENTRAÎNEMENT OFFICIEL, 2e DESCENTE

UTAH OLYMPIC PARK SAT 9 FEB 2002 / SAM 9 FEV 2002 START TIME / DEBUT 18:05

Start Order No.	Start No.	Name	NOC	Start Time	Rk	Int.1	Rk	Int.2	Rk	Int.3	Rk	Speed (km/h) (mph)	Finish Time	Rk	Time Behind
1	1	BOCCALANDRO Iginia	VEN	3.499	29	17.244	29	30.976	28	41.370	27	102.2 63.5	48.183	27	+4.544
2	2	ABERNATHY Anne	ISV	3.286	27	16.858	27	31.841	29	1:19.824	29	42.7 26.5			DNF
3	3	BROWNE Dinah	ISV	3.321	28	16.929	28	30.200	27	39.242	26	116.6 72.5	44.843	25	+1.204
4	4	LUDAN Lilian	UKR	3.244	25	16.693	17	29.656	9	38.427	6	119.7 74.4	43.785	5	+0.146
5	5	TSCUCHLIB Oryslava	UKR	3.213	=11	16.655	10	29.726	14	38.628	13	118.4 73.5	44.124	13	+0.485
6	6	PAUL Angela	NZL	3.217	=14	16.678	12	29.715	11	38.743	=18	118.3 73.5	44.420	18	+0.781
7	7	ANTONOVA Anastasia	RUS	3.193	8	16.688	14	29.935	23	39.000	22	116.3 72.2	44.590	21	+0.951
8	8	KLIMENKO Margarita	RUS	3.221	17	16.675	11	29.772	17	38.704	16	117.8 73.1	44.190	15	+0.551
9	9	SKULKINA Anastasia	RUS	3.213	=11	16.758	24	30.027	26	39.144	25	115.9 72.0	44.840	24	+1.201
10	10	OUGIER Melanie	FRA	3.273	26	16.845	26	29.981	24	38.947	21	117.8 73.2	44.552	20	+0.913
11	11	JERIOVA Marketa	CZE	3.225	18	16.696	18	29.781	19	38.722	17	117.7 73.1	44.225	16	+0.586
12	12	WILCZAK Becky	USA	3.178	3	16.622	7	29.636	7	38.444	8	119.2 74.0	43.827	8	+0.188
13	13	ZABLOCKI Courtney	USA	3.202	10	16.625	8	29.615	6	38.447	9	119.4 74.2	43.931	10	+0.292
14	14	HAYDEN Ashley	USA	3.183	4	16.600	5	29.578	5	38.385	5	119.5 74.2	43.805	7	+0.166
15	15	KOBAYASHI Yumie	JPN	3.234	22	16.717	21	29.825	21	38.743	=18	118.2 73.4	44.251	17	+0.612
16	16	FEICHTER Maria	ITA	3.240	24	16.722	22	29.778	18	38.822	20	117.5 73.0	44.445	19	+0.806
17	17	OBKIRCHER Natalie	ITA	3.195	9	16.617	6	29.567	4	38.353	4	120.0 74.5	43.771	4	+0.132
18	18	SCHIEFER Waltraud	ITA	3.217	=14	16.692	=15	29.743	15	38.683	15	118.8 73.8	45.276	26	+1.637
19	19	SABOLOVA Veronika	SVK	3.216	13	16.726	23	29.863	22	39.046	23	115.4 71.7	44.744	23	+1.105
20	20	LAUSCHER Regan	CAN	3.220	16	16.711	20	29.765	16	38.610	12	118.7 73.7	44.040	12	+0.401
21	21	EDER Simone	AUT	3.229	20	16.686	13	29.723	=12	38.562	11	119.0 73.9	44.012	11	+0.373
22	22	MANZENREITER Sonja	AUT	3.226	19	16.692	=15	29.790	20	38.676	14	118.5 73.6	44.189	14	+0.550
23	23	NEUNER Angelika	AUT	3.237	23	16.708	19	29.682	10	38.442	7	119.7 74.3	43.788	6	+0.149
24	24	NIEDERNHUBER Barbara	GER	3.161	2	16.539	2	29.493	2	38.262	1	119.7 74.3	43.639	1	0.000
25	25	KRAUSHAAR Silke	GER	3.111	1	16.465	1	29.486	1	38.316	2	119.1 74.0	43.760	2	+0.121
26	26	OTTO Sylke	GER	3.189	=5	16.583	3	29.637	8	38.491	10	118.9 73.9	43.926	9	+0.287
27	27	ORLOVA Anna	LAT	3.192	7	16.634	9	29.723	=12	42.266	28	117.7 73.1			DNF
28	28	TIRUMA Maija	LAT	3.233	21	16.791	25	30.014	25	39.069	24	116.4 72.3	44.679	22	+1.040
29	29	GAILE Iluta	LAT	3.189	=5	16.599	4	29.558	3	38.352	3	119.5 74.3	43.765	3	+0.126



RÉSULTATS - PAR ORDRE DE DÉPART

WOMEN'S SINGLES OFFICIAL TRAINING RUN 2
SIMPLE DAMES, ENTRAÎNEMENT OFFICIEL, 2e DESCENTE

UTAH OLYMPIC PARK SAT 9 FEB 2002 / SAM 9 FEV 2002 START TIME / DEBUT 18:05

Start Order No.	Start No.	Name	NOC	Start Time	Rk	Int.1	Rk	Int.2	Rk	Int.3	Rk	Speed (km/h) (mph)	Finish Time	Rk	Time Behind
--------------------	--------------	------	-----	---------------	----	-------	----	-------	----	-------	----	-----------------------	----------------	----	----------------

LEGEND

Rk Rank
Int. Intermediate time

km/h kilometers per hour
mph miles per hour

DNF Did not finish



RÉSULTATS - PAR ORDRE DE DÉPART

WOMEN'S SINGLES OFFICIAL TRAINING RUN 3 SIMPLE DAMES, ENTRAÎNEMENT OFFICIEL, 3e DESCENTE

UTAH OLYMPIC PARK SUN 10 FEB 2002 / DIM 10 FEV 2002 START TIME / DEBUT 9:00

Start Order No.	Start No.	Name	NOC	Start Time	Rk	Int.1	Rk	Int.2	Rk	Int.3	Rk	Speed (km/h) (mph)	Finish Time	Rk	Time Behind
1	10	OUGIER Melanie	FRA	3.228	20	16.703	19	29.787	22	38.720	18	118.1 73.3	44.431	22	+0.765
2	11	JERIOVA Marketa	CZE	3.214	16	16.647	11	29.734	13	38.907	23	117.1 72.8	44.839	23	+1.173
3	12	WILCZAK Becky	USA	3.162	3	16.558	4	29.517	4	38.287	2	119.7 74.4	43.666	1	0.000
4	13	ZABLOCKI Courtney	USA	3.174	6	16.582	7	29.557	7	38.338	6	119.7 74.3	43.735	5	+0.069
5	14	HAYDEN Ashley	USA	3.170	4	16.564	5	29.526	5	38.318	4	119.7 74.3	43.730	4	+0.064
6	15	KOBAYASHI Yumie	JPN	3.243	=25	16.721	22	29.780	18	38.644	16	118.8 73.8	44.134	15	+0.468
7	16	FEICHTER Maria	ITA	3.241	24	16.711	21	29.751	15	38.694	17	118.1 73.4	44.266	18	+0.600
8	17	OBKIRCHER Natalie	ITA	3.192	9	16.592	9	29.533	6	38.320	5	119.8 74.4	43.702	3	+0.036
9	18	SCHIEFER Waltraud	ITA	3.218	18	16.679	=15	29.722	12	38.569	12	119.0 73.9	44.158	16	+0.492
10	19	SABOLOVA Veronika	SVK	3.209	13	16.708	20	29.832	23	38.806	22	117.6 73.0	44.354	20	+0.688
11	20	LAUSCHER Regan	CAN	3.196	10	16.629	10	29.654	11	38.488	11	119.0 73.9	43.924	10	+0.258
12	21	EDER Simone	AUT	3.239	=22	16.740	24	29.781	19	38.615	15	119.0 73.9	44.063	14	+0.397
13	22	MANZENREITER Sonja	AUT	3.200	12	16.679	=15	29.735	14	38.578	13	118.8 73.8	44.014	13	+0.348
14	23	NEUNER Angelika	AUT	3.231	21	16.723	23	29.763	17	38.582	14	118.9 73.9	43.988	12	+0.322
15	24	NIEDERNHUBER Barbara	GER	3.155	2	16.527	=2	29.488	2	38.267	1	119.8 74.5	43.676	2	+0.010
16	25	KRAUSHAAR Silke	GER	3.100	1	16.430	1	29.454	1	38.300	3	118.8 73.8	43.755	7	+0.089
17	26	OTTO Sylke	GER	3.173	5	16.527	=2	29.514	3	38.350	7	119.2 74.1	43.788	8	+0.122
18	27	ORLOVA Anna	LAT	3.183	8	16.569	6	29.570	8	38.408	9	119.1 74.0	43.866	9	+0.200
19	28	TIRUMA Maija	LAT	3.239	=22	16.799	26	30.058	25	39.149	24	116.0 72.1	44.846	24	+1.180
20	29	GAILE Iluta	LAT	3.180	7	16.591	8	29.609	10	38.464	10	118.7 73.7	43.942	11	+0.276
21	1	BOCCALANDRO Iginia	VEN	3.416	29	17.762	29	31.772	29	43.084	29	106.0 65.8			DNF
22	2	ABERNATHY Anne	ISV	3.283	27	16.801	27	30.030	24	39.175	25	115.9 72.0	45.016	25	+1.350
23	3	BROWNE Dinah	ISV	3.314	28	17.045	28	30.380	27	39.492	27	116.0 72.0	45.782	26	+2.116
24	4	LUDAN Lilian	UKR	3.243	=25	16.673	14	29.583	9	38.367	8	119.8 74.4	43.746	6	+0.080
25	5	TSCUCHLIB Oryslava	UKR	3.212	14	16.654	=12	29.760	16	38.742	19	117.5 73.0	44.346	19	+0.680
26	6	PAUL Angela	NZL	3.217	17	16.694	17	29.782	=20	38.745	20	117.9 73.2	44.355	21	+0.689
27	7	ANTONOVA Anastasia	RUS	3.198	11	16.701	18	30.668	28	40.212	28	110.6 68.7	46.189	28	+2.523
28	8	KLIMENKO Margarita	RUS	3.213	15	16.654	=12	29.782	=20	38.748	21	117.2 72.8	44.249	17	+0.583
29	9	SKULKINA Anastasia	RUS	3.221	19	16.772	25	30.091	26	39.257	26	115.2 71.6	45.835	27	+2.169



RÉSULTATS - PAR ORDRE DE DÉPART

WOMEN'S SINGLES OFFICIAL TRAINING RUN 3
SIMPLE DAMES, ENTRAÎNEMENT OFFICIEL, 3e DESCENTE

UTAH OLYMPIC PARK SUN 10 FEB 2002 / DIM 10 FEV 2002 START TIME / DEBUT 9:00

Start Order No.	Start No.	Name	NOC	Start Time	Rk	Int.1	Rk	Int.2	Rk	Int.3	Rk	Speed (km/h) (mph)	Finish Time	Rk	Time Behind
--------------------	--------------	------	-----	---------------	----	-------	----	-------	----	-------	----	-----------------------	----------------	----	----------------

LEGEND

Rk Rank
Int. Intermediate time

km/h kilometers per hour
mph miles per hour

DNF Did not finish



RÉSULTATS - PAR ORDRE DE DÉPART

WOMEN'S SINGLES OFFICIAL TRAINING RUN 4 SIMPLE DAMES, ENTRAÎNEMENT OFFICIEL, 4e DESCENTE

UTAH OLYMPIC PARK SUN 10 FEB 2002 / DIM 10 FEV 2002 START TIME / DEBUT 10:20

Start Order No.	Start No.	Name	NOC	Start Time	Rk	Int.1	Rk	Int.2	Rk	Int.3	Rk	Speed (km/h) (mph)	Finish Time	Rk	Time Behind
1	10	OUGIER Melanie	FRA	3.242	23	16.727	24	29.848	20	38.842	19	117.5 73.0	44.469	21	+0.882
2	11	JERIOVA Marketa	CZE	3.211	15	16.678	15	29.862	21	38.887	21	116.6 72.4	44.450	20	+0.863
3	12	WILCZAK Becky	USA	3.172	4	16.586	4	29.579	4	38.386	3	119.3 74.1	43.799	3	+0.212
4	13	ZABLOCKI Courtney	USA	3.205	13	16.632	11	29.694	10	38.546	10	118.8 73.8	43.997	10	+0.410
5	14	HAYDEN Ashley	USA	3.170	3	16.592	5	29.623	5	38.467	5	119.0 73.9	44.059	12	+0.472
6	15	KOBAYASHI Yumie	JPN	3.236	22	16.716	20	29.785	17	38.783	18	117.4 72.9	44.352	18	+0.765
7	16	FEICHTER Maria	ITA	3.252	25	16.714	19	29.779	16	38.720	15	118.0 73.3	44.274	17	+0.687
8	17	OBKIRCHER Natalie	ITA	3.184	5	16.626	10	29.682	9	38.538	9	118.7 73.8	43.964	7	+0.377
9	18	SCHIEFER Waltraud	ITA	3.216	=16	16.686	16	29.706	11	38.573	12	118.9 73.8	44.036	11	+0.449
10	19	SABOLOVA Veronika	SVK	3.218	18	16.719	21	29.876	22	38.868	20	117.2 72.8	44.447	19	+0.860
11	20	LAUSCHER Regan	CAN	3.203	=11	16.665	14	29.772	14	38.669	14	118.1 73.4	44.157	14	+0.570
12	21	EDER Simone	AUT	3.234	21	16.721	22	29.843	19	38.724	=16	118.4 73.5	44.204	15	+0.617
13	22	MANZENREITER Sonja	AUT	3.203	=11	16.687	17	29.800	18	38.724	=16	118.0 73.3	44.229	16	+0.642
14	23	NEUNER Angelika	AUT	3.224	=19	16.698	18	29.735	13	38.560	11	118.9 73.9	43.976	9	+0.389
15	24	NIEDERNHUBER Barbara	GER	3.161	2	16.542	2	29.477	1	38.232	1	119.8 74.4	43.587	1	0.000
16	25	KRAUSHAAR Silke	GER	3.117	1	16.501	1	29.576	3	38.470	6	118.2 73.4	43.966	8	+0.379
17	26	OTTO Sylke	GER	3.194	10	16.593	6	29.628	6	38.490	7	118.8 73.8	43.922	5	+0.335
18	27	ORLOVA Anna	LAT	3.188	8	16.573	3	29.530	2	38.339	2	119.5 74.2	43.767	2	+0.180
19	28	TIRUMA Maija	LAT	3.243	24	16.758	26	29.959	24	38.993	24	116.7 72.5	44.589	23	+1.002
20	29	GAILE Iluta	LAT	3.187	=6	16.612	9	29.651	8	38.501	8	118.8 73.8	43.939	6	+0.352
21	1	BOCCALANDRO Iginia	VEN	3.364	29	17.112	29	31.195	29	41.874	29	103.8 64.5	50.934	29	+7.347
22	2	ABERNATHY Anne	ISV	3.278	28	16.824	27	30.054	26	39.207	26	116.1 72.2	44.951	26	+1.364
23	3	BROWNE Dinah	ISV	3.269	27	16.881	28	30.192	28	39.329	27	115.7 71.9	45.648	28	+2.061
24	4	LUDAN Lilian	UKR	3.259	26	16.662	13	29.641	7	38.445	4	119.5 74.3	43.830	4	+0.243
25	5	TSCUCHLIB Oryslava	UKR	3.191	9	16.602	7	29.776	15	38.897	22	115.6 71.8	44.547	22	+0.960
26	6	PAUL Angela	NZL	3.224	=19	16.725	23	29.887	23	38.935	23	116.8 72.6	44.613	24	+1.026
27	7	ANTONOVA Anastasia	RUS	3.187	=6	16.604	8	30.025	25	39.164	25	115.5 71.8	44.806	25	+1.219
28	8	KLIMENKO Margarita	RUS	3.216	=16	16.651	12	29.724	12	38.622	13	118.4 73.6	44.084	13	+0.497
29	9	SKULKINA Anastasia	RUS	3.209	14	16.732	25	30.078	27	39.377	28	114.7 71.2	45.258	27	+1.671



RÉSULTATS - PAR ORDRE DE DÉPART

WOMEN'S SINGLES OFFICIAL TRAINING RUN 4
SIMPLE DAMES, ENTRAÎNEMENT OFFICIEL, 4e DESCENTE

UTAH OLYMPIC PARK SUN 10 FEB 2002 / DIM 10 FEV 2002 START TIME / DEBUT 10:20

Start Order No.	Start No.	Name	NOC	Start Time	Rk	Int.1	Rk	Int.2	Rk	Int.3	Rk	Speed (km/h) (mph)	Finish Time	Rk	Time Behind
--------------------	--------------	------	-----	---------------	----	-------	----	-------	----	-------	----	-----------------------	----------------	----	----------------

LEGEND

Rk Rank **km/h** kilometers per hour
Int. Intermediate time **mph** miles per hour



RÉSULTATS - PAR ORDRE DE DÉPART

WOMEN'S SINGLES OFFICIAL TRAINING RUN 5 SIMPLE DAMES, ENTRAÎNEMENT OFFICIEL, 5e DESCENTE

UTAH OLYMPIC PARK MON 11 FEB 2002 / LUN 11 FEV 2002 START TIME / DEBUT 16:00

Start Order No.	Start No.	Name	NOC	Start Time	Rk	Int.1	Rk	Int.2	Rk	Int.3	Rk	Speed (km/h) (mph)	Finish Time	Rk	Time Behind
1	20	LAUSCHER Regan	CAN	3.193	13	16.596	12	29.498	11	38.213	11	120.2 74.7	43.522	10	+0.257
2	21	EDER Simone	AUT	3.204	18	16.638	17	29.532	14	38.214	12	120.9 75.1	43.527	12	+0.262
3	22	MANZENREITER Sonja	AUT	3.192	12	16.616	14	29.493	10	38.171	=8	120.8 75.0	43.460	7	+0.195
4	23	NEUNER Angelika	AUT	3.226	=22	16.641	18	29.501	12	38.153	=6	121.1 75.2	43.398	4	+0.133
5	24	NIEDERNHUBER Barbara	GER	3.156	4	16.496	3	29.337	2	37.994	1	121.1 75.2	43.265	1	0.000
6	25	KRAUSHAAR Silke	GER	3.092	1	16.377	1	29.279	1	38.010	2	120.2 74.7	43.351	2	+0.086
7	26	OTTO Sylke	GER	3.135	2	16.454	2	29.338	3	38.065	3	120.3 74.7	43.421	6	+0.156
8	27	ORLOVA Anna	LAT	3.174	=6	16.515	4	29.420	5	38.171	=8	120.0 74.5	43.526	11	+0.261
9	28	TIRUMA Maija	LAT	3.229	24	16.674	=22	29.801	24	38.949	26	115.1 71.5	44.562	25	+1.297
10	29	GAILE Iluta	LAT	3.174	=6	16.555	7	29.535	15	38.356	15	118.9 73.9	43.765	14	+0.500
11	1	BOCCALANDRO Iginia	VEN	3.384	29	17.103	29	30.539	29	42.268	29	113.6 70.6			DNF
12	2	ABERNATHY Anne	ISV	3.269	28	16.792	27	30.085	27	39.209	27	115.2 71.6	44.831	27	+1.566
13	3	BROWNE Dinah	ISV	3.242	27	16.860	28	30.111	28	39.465	28	116.0 72.0	45.753	28	+2.488
14	4	LUDAN Lilian	UKR	3.223	21	16.622	15	29.482	9	38.153	=6	121.0 75.1	43.404	5	+0.139
15	5	TSCUCHLIB Oryslava	UKR	3.183	11	16.613	13	29.659	18	38.534	19	118.4 73.6	43.984	19	+0.719
16	6	PAUL Angela	NZL	3.218	20	16.645	20	29.602	16	38.462	17	119.0 73.9	43.934	18	+0.669
17	7	ANTONOVA Anastasia	RUS	3.177	8	16.583	10	29.768	22	38.678	22	117.8 73.2	44.130	21	+0.865
18	8	KLIMENKO Margarita	RUS	3.208	19	16.664	21	29.819	25	38.683	23	118.3 73.5	44.098	20	+0.833
19	9	SKULKINA Anastasia	RUS	3.201	16	16.674	=22	29.856	26	38.869	25	117.0 72.7	44.625	26	+1.360
20	10	OUGIER Melanie	FRA	3.230	25	16.693	26	29.749	21	38.634	21	118.5 73.6	44.232	23	+0.967
21	11	JERIOVA Marketa	CZE	3.202	17	16.637	16	29.673	20	38.572	20	118.4 73.6	44.158	22	+0.893
22	12	WILCZAK Becky	USA	3.165	5	16.542	6	29.458	7	38.197	10	120.0 74.5	43.521	9	+0.256
23	13	ZABLOCKI Courtney	USA	3.178	9	16.557	9	29.445	6	38.151	5	120.6 74.9	43.474	8	+0.209
24	14	HAYDEN Ashley	USA	3.147	3	16.531	5	29.466	8	38.288	14	119.9 74.5	43.893	16	+0.628
25	15	KOBAYASHI Yumie	JPN	3.234	26	16.688	25	29.666	19	38.484	18	119.5 74.2	43.922	17	+0.657
26	16	FEICHTER Maria	ITA	3.226	=22	16.682	24	29.617	17	38.411	16	119.6 74.3	43.816	15	+0.551
27	17	OBKIRCHER Natalie	ITA	3.181	10	16.556	8	29.404	4	38.085	4	121.0 75.2	43.380	3	+0.115
28	18	SCHIEFER Waltraud	ITA	3.197	14	16.586	11	29.505	13	38.282	13	119.9 74.5	43.657	13	+0.392
29	19	SABOLOVA Veronika	SVK	3.198	15	16.642	19	29.794	23	38.857	24	116.3 72.3	44.452	24	+1.187



RÉSULTATS - PAR ORDRE DE DÉPART

WOMEN'S SINGLES OFFICIAL TRAINING RUN 5
SIMPLE DAMES, ENTRAÎNEMENT OFFICIEL, 5e DESCENTE

UTAH OLYMPIC PARK MON 11 FEB 2002 / LUN 11 FEV 2002 START TIME / DEBUT 16:00

Start Order No.	Start No.	Name	NOC	Start Time	Rk	Int.1	Rk	Int.2	Rk	Int.3	Rk	Speed (km/h) (mph)	Finish Time	Rk	Time Behind
--------------------	--------------	------	-----	---------------	----	-------	----	-------	----	-------	----	-----------------------	----------------	----	----------------

LEGEND

Rk Rank
Int. Intermediate time

km/h kilometers per hour
mph miles per hour

DNF Did not finish



RÉSULTATS - PAR ORDRE DE DÉPART

WOMEN'S SINGLES OFFICIAL TRAINING RUN 6 SIMPLE DAMES, ENTRAÎNEMENT OFFICIEL, 6e DESCENTE

UTAH OLYMPIC PARK MON 11 FEB 2002 / LUN 11 FEV 2002 START TIME / DEBUT 17:20

Start Order No.	Start No.	Name	NOC	Start Time	Rk	Int.1	Rk	Int.2	Rk	Int.3	Rk	Speed (km/h) (mph)	Finish Time	Rk	Time Behind
1	20	LAUSCHER Regan	CAN	3.199	16	16.605	13	29.602	16	38.407	14	119.3 74.1	43.839	14	+0.817
2	21	EDER Simone	AUT	3.238	26	16.663	20	29.568	13	38.274	10	120.5 74.9	43.603	10	+0.581
3	22	MANZENREITER Sonja	AUT	3.192	12	16.591	10	29.505	8	38.204	6	120.6 74.9	43.520	5	+0.498
4	23	NEUNER Angelika	AUT	3.221	20	16.613	14	29.569	14	38.287	11	120.1 74.6	43.594	8	+0.572
5	24	NIEDERNHUBER Barbara	GER	3.161	5	16.503	4	29.370	3	38.012	3	121.2 75.3	43.288	3	+0.266
6	25	KRAUSHAAR Silke	GER	3.097	1	16.373	1	29.238	2	37.897	2	121.0 75.1	43.182	2	+0.160
7	26	OTTO Sylke	GER	3.152	3	16.441	2	29.217	1	37.810	1	122.0 75.8	43.022	1	0.000
8	27	ORLOVA Anna	LAT	3.182	8	16.547	7	29.515	9	38.305	12	119.5 74.2	43.678	12	+0.656
9	28	TIRUMA Maija	LAT	3.223	21	16.666	21	29.781	24	38.754	24	117.2 72.8	44.255	23	+1.233
10	29	GAILE Iluta	LAT	3.190	10	16.599	11	29.525	11	38.253	8	120.5 74.9	43.628	11	+0.606
11	1	BOCCALANDRO Iginia	VEN	3.446	29	17.926	29	31.459	29	41.149	29	109.7 68.2	47.197	28	+4.175
12	2	ABERNATHY Anne	ISV	3.266	28	16.767	27	29.859	26	38.802	25	117.8 73.1	44.336	25	+1.314
13	3	BROWNE Dinah	ISV	3.236	25	16.829	28	30.084	27	39.199	26	116.0 72.1	44.891	26	+1.869
14	4	LUDAN Lilian	UKR	3.225	22	16.631	18	29.523	10	38.254	9	120.3 74.7	43.567	=6	+0.545
15	5	TSCUCHLIB Oryslava	UKR	3.166	6	16.579	8	29.565	12	38.411	15	118.9 73.9	43.867	17	+0.845
16	6	PAUL Angela	NZL	3.197	=14	16.618	16	29.619	17	38.452	17	119.3 74.1	43.901	18	+0.879
17	7	ANTONOVA Anastasia	RUS	3.189	9	16.601	12	30.167	28	39.414	27	113.2 70.3	45.080	27	+2.058
18	8	KLIMENKO Margarita	RUS	3.207	18	16.614	15	29.585	15	38.370	13	119.5 74.2	43.746	13	+0.724
19	9	SKULKINA Anastasia	RUS	3.194	13	16.632	19	29.793	25	38.753	23	117.4 72.9	44.326	24	+1.304
20	10	OUGIER Melanie	FRA	3.226	23	16.673	24	29.725	21	38.616	20	118.5 73.6	44.117	19	+1.095
21	11	JERIOVA Marketa	CZE	3.197	=14	16.630	17	29.655	19	38.612	19	118.3 73.5	44.176	22	+1.154
22	12	WILCZAK Becky	USA	3.156	4	16.513	5	29.382	4	40.964	28	120.7 75.0			DNF
23	13	ZABLOCKI Courtney	USA	3.171	7	16.531	6	29.423	6	38.189	5	120.4 74.8	43.602	9	+0.580
24	14	HAYDEN Ashley	USA	3.144	2	16.495	3	29.384	5	38.143	4	120.4 74.8	43.518	4	+0.496
25	15	KOBAYASHI Yumie	JPN	3.233	24	16.696	26	29.750	22	38.643	21	118.5 73.6	44.132	20	+1.110
26	16	FEICHTER Maria	ITA	3.240	27	16.691	25	29.648	18	38.449	16	119.4 74.2	43.866	16	+0.844
27	17	OBKIRCHER Natalie	ITA	3.191	11	16.586	9	29.487	7	38.223	7	120.4 74.8	43.567	=6	+0.545
28	18	SCHIEFER Waltraud	ITA	3.206	17	16.672	23	29.667	20	38.472	18	119.3 74.1	43.849	15	+0.827
29	19	SABOLOVA Veronika	SVK	3.210	19	16.669	22	29.753	23	38.657	22	118.2 73.4	44.147	21	+1.125



RÉSULTATS - PAR ORDRE DE DÉPART

WOMEN'S SINGLES OFFICIAL TRAINING RUN 6
SIMPLE DAMES, ENTRAÎNEMENT OFFICIEL, 6e DESCENTE

UTAH OLYMPIC PARK MON 11 FEB 2002 / LUN 11 FEV 2002 START TIME / DEBUT 17:20

Start Order No.	Start No.	Name	NOC	Start Time	Rk	Int.1	Rk	Int.2	Rk	Int.3	Rk	Speed (km/h) (mph)	Finish Time	Rk	Time Behind
--------------------	--------------	------	-----	---------------	----	-------	----	-------	----	-------	----	-----------------------	----------------	----	----------------

LEGEND

Rk Rank
Int. Intermediate time

km/h kilometers per hour
mph miles per hour

DNF Did not finish



ANALYSE DE LA COURSE - PAR RANG

WOMEN'S SINGLES OFFICIAL TRAINING RUN 1 SIMPLE DAMES, ENTRAÎNEMENT OFFICIEL, 1ère DESCENTE

UTAH OLYMPIC PARK SAT 9 FEB 2002 / SAM 9 FEV 2002 START TIME / DEBUT 16:45

Rk	Start No.	Name	NOC	Start Time	Rk	S-1	Rk	1-2	Rk	2-3	Rk	3-F	Rk	Speed (km/h)	Speed (mph)	Finish Time	Time Behind
1	12	WILCZAK Becky	USA	3.159	2	13.400	4	12.973	3	8.774	3	5.361	2	119.6	74.3	43.667	0.000
2	14	HAYDEN Ashley	USA	3.162	3	13.378	3	12.950	1	8.790	6	5.393	6	119.6	74.3	43.673	+0.006
3	24	NIEDERNHUBER Barbara	GER	3.170	4	13.376	2	12.980	6	8.783	4	5.380	4	119.5	74.3	43.689	+0.022
4	4	LUDAN Lillian	UKR	3.261	26	13.413	5	12.962	2	8.764	1	5.349	1	119.8	74.4	43.749	+0.082
5	23	NEUNER Angelika	AUT	3.224	20	13.422	8	12.976	=4	8.768	2	5.368	3	119.5	74.2	43.758	+0.091
6	26	OTTO Sylke	GER	3.175	6	13.357	1	13.008	9	8.829	9	5.416	8	119.2	74.0	43.785	+0.118
7	18	SCHIEFER Waltraud	ITA	3.205	12	13.453	16	12.976	=4	8.785	5	5.383	5	119.7	74.3	43.802	+0.135
8	13	ZABLOCKI Courtney	USA	3.185	8	13.421	7	12.986	7	8.794	7	5.417	9	119.5	74.2	43.803	+0.136
9	17	OBKIRCHER Natalie	ITA	3.180	7	13.423	9	13.000	8	8.811	8	5.414	7	119.5	74.2	43.828	+0.161
10	20	LAUSCHER Regan	CAN	3.215	18	13.435	11	13.028	12	8.864	12	5.456	=10	118.7	73.7	43.998	+0.331
11	21	EDER Simone	AUT	3.225	21	13.446	15	13.011	10	8.841	10	5.480	14	119.1	74.0	44.003	+0.336
12	29	GAILE Iluta	LAT	3.171	5	13.438	13	13.107	17	8.859	11	5.456	=10	118.5	73.6	44.031	+0.364
13	11	JERIOVA Marketa	CZE	3.214	17	13.458	17	13.022	11	8.873	13	5.509	15	118.6	73.7	44.076	+0.409
14	27	ORLOVA Anna	LAT	3.186	9	13.424	10	13.045	14	8.921	17	5.510	16	118.1	73.4	44.086	+0.419
15	25	KRAUSHAAR Silke	GER	3.108	1	13.420	6	13.136	22	8.935	18	5.527	17	117.8	73.2	44.126	+0.459
16	8	KLIMENKO Margarita	RUS	3.206	13	13.442	14	13.183	24	8.914	16	5.478	13	118.0	73.3	44.223	+0.556
17	22	MANZENREITER Sonja	AUT	3.200	11	13.470	20	13.211	26	8.897	15	5.459	12	117.9	73.3	44.237	+0.570
18	15	KOBAYASHI Yumie	JPN	3.240	24	13.463	18	13.043	13	8.941	20	5.561	19	118.8	73.8	44.248	+0.581
19	28	TIRUMA Maija	LAT	3.238	23	13.437	12	13.121	20	8.937	19	5.530	18	117.8	73.2	44.263	+0.596
20	5	TSCUHLIB Oryslava	UKR	3.208	=14	13.474	21	13.084	16	8.887	14	5.710	28	118.3	73.5	44.363	+0.696
21	6	PAUL Angela	NZL	3.208	=14	13.485	22	13.120	=18	9.025	24	5.639	22	117.4	72.9	44.477	+0.810
22	7	ANTONOVA Anastasia	RUS	3.197	10	13.509	24	13.171	23	9.012	23	5.614	20	117.5	73.0	44.503	+0.836
23	10	OUGIER Melanie	FRA	3.251	25	13.540	26	13.120	=18	8.967	21	5.649	23	117.9	73.2	44.527	+0.860
24	16	FEICHTER Maria	ITA	3.231	22	13.469	19	13.059	15	9.143	27	5.688	=25	116.4	72.3	44.590	+0.923
25	19	SABOLOVA Veronika	SVK	3.212	16	13.496	23	13.127	21	9.095	25	5.688	=25	116.2	72.2	44.618	+0.951
26	3	BROWNE Dinah	ISV	3.283	28	13.567	28	13.187	25	9.004	22	5.626	21	117.3	72.9	44.667	+1.000
27	9	SKULKINA Anastasia	RUS	3.220	19	13.554	27	13.258	28	9.105	26	5.698	27	115.9	72.0	44.835	+1.168
28	2	ABERNATHY Anne	ISV	3.277	27	13.517	25	13.248	27	9.154	28	5.672	24	115.2	71.6	44.868	+1.201
29	1	BOCCALANDRO Iginia	VEN	3.363	29	13.827	29	13.938	29	10.990	29	7.574	29	100.8	62.6	49.692	+6.025



ANALYSE DE LA COURSE - PAR RANG

WOMEN'S SINGLES OFFICIAL TRAINING RUN 1 SIMPLE DAMES, ENTRAÎNEMENT OFFICIEL, 1ère DESCENTE

UTAH OLYMPIC PARK SAT 9 FEB 2002 / SAM 9 FEV 2002 START TIME / DEBUT 16:45

Rk	Start No.	Name	NOC	Start Time	Rk	S-1	Rk	1-2	Rk	2-3	Rk	3-F	Rk	Speed (km/h) (mph)	Finish Time	Time Behind
----	-----------	------	-----	------------	----	-----	----	-----	----	-----	----	-----	----	--------------------	-------------	-------------

LEGEND

Rk Rank **km/h** kilometers per hour
Int. Intermediate time **mph** miles per hour
S-1, 1-2, 2-3, 3-F Split interval



ANALYSE DE LA COURSE - PAR RANG

WOMEN'S SINGLES OFFICIAL TRAINING RUN 2 SIMPLE DAMES, ENTRAÎNEMENT OFFICIEL, 2e DESCENTE

UTAH OLYMPIC PARK SAT 9 FEB 2002 / SAM 9 FEV 2002 START TIME / DEBUT 18:05

Rk	Start No.	Name	NOC	Start Time	Rk	S-1	Rk	1-2	Rk	2-3	Rk	3-F	Rk	Speed (km/h)	Speed (mph)	Finish Time	Time Behind
1	24	NIEDERNHUBER Barbara	GER	3.161	2	13.378	2	12.954	2	8.769	2	5.377	3	119.7	74.3	43.639	0.000
2	25	KRAUSHAAR Silke	GER	3.111	1	13.354	1	13.021	9	8.830	8	5.444	10	119.1	74.0	43.760	+0.121
3	29	GAILE Iluta	LAT	3.189	=5	13.410	4	12.959	3	8.794	5	5.413	5	119.5	74.3	43.765	+0.126
4	17	OBKIRCHER Natalie	ITA	3.195	9	13.422	6	12.950	1	8.786	4	5.418	6	120.0	74.5	43.771	+0.132
5	4	LUDAN Lilian	UKR	3.244	25	13.449	11	12.963	4	8.771	3	5.358	2	119.7	74.4	43.785	+0.146
6	23	NEUNER Angelika	AUT	3.237	23	13.471	=16	12.974	5	8.760	1	5.346	1	119.7	74.3	43.788	+0.149
7	14	HAYDEN Ashley	USA	3.183	4	13.417	5	12.978	6	8.807	6	5.420	7	119.5	74.2	43.805	+0.166
8	12	WILCZAK Becky	USA	3.178	3	13.444	10	13.014	8	8.808	7	5.383	4	119.2	74.0	43.827	+0.188
9	26	OTTO Sylke	GER	3.189	=5	13.394	3	13.054	=13	8.854	12	5.435	9	118.9	73.9	43.926	+0.287
10	13	ZABLOCKI Courtney	USA	3.202	10	13.423	7	12.990	7	8.832	9	5.484	12	119.4	74.2	43.931	+0.292
11	21	EDER Simone	AUT	3.229	20	13.457	13	13.037	=10	8.839	10	5.450	11	119.0	73.9	44.012	+0.373
12	20	LAUSCHER Regan	CAN	3.220	16	13.491	21	13.054	=13	8.845	11	5.430	8	118.7	73.7	44.040	+0.401
13	5	TSCUHLIB Oryslava	UKR	3.213	=11	13.442	=8	13.071	16	8.902	14	5.496	14	118.4	73.5	44.124	+0.485
14	22	MANZENREITER Sonja	AUT	3.226	19	13.466	15	13.098	20	8.886	13	5.513	17	118.5	73.6	44.189	+0.550
15	8	KLIMENKO Margarita	RUS	3.221	17	13.454	12	13.097	19	8.932	16	5.486	13	117.8	73.1	44.190	+0.551
16	11	JERIOVA Marketa	CZE	3.225	18	13.471	=16	13.085	17	8.941	18	5.503	15	117.7	73.1	44.225	+0.586
17	15	KOBAYASHI Yumie	JPN	3.234	22	13.483	20	13.108	21	8.918	15	5.508	16	118.2	73.4	44.251	+0.612
18	6	PAUL Angela	NZL	3.217	=14	13.461	14	13.037	=10	9.028	20	5.677	23	118.3	73.5	44.420	+0.781
19	16	FEICHTER Maria	ITA	3.240	24	13.482	19	13.056	15	9.044	22	5.623	22	117.5	73.0	44.445	+0.806
20	10	OUGIER Melanie	FRA	3.273	26	13.572	=26	13.136	22	8.966	19	5.605	20	117.8	73.2	44.552	+0.913
21	7	ANTONOVA Anastasia	RUS	3.193	8	13.495	22	13.247	25	9.065	24	5.590	18	116.3	72.2	44.590	+0.951
22	28	TIRUMA Maija	LAT	3.233	21	13.558	25	13.223	24	9.055	23	5.610	21	116.4	72.3	44.679	+1.040
23	19	SABOLOVA Veronika	SVK	3.216	13	13.510	23	13.137	23	9.183	26	5.698	25	115.4	71.7	44.744	+1.105
24	9	SKULKINA Anastasia	RUS	3.213	=11	13.545	24	13.269	26	9.117	25	5.696	24	115.9	72.0	44.840	+1.201
25	3	BROWNE Dinah	ISV	3.321	28	13.608	28	13.271	27	9.042	21	5.601	19	116.6	72.5	44.843	+1.204
26	18	SCHIEFER Waltraud	ITA	3.217	=14	13.475	18	13.051	12	8.940	17	6.593	26	118.8	73.8	45.276	+1.637
27	1	BOCCALANDRO Iginia	VEN	3.499	29	13.745	29	13.732	28	10.394	27	6.813	27	102.2	63.5	48.183	+4.544
	2	ABERNATHY Anne	ISV	3.286	27	13.572	=26	14.983	29	47.983	29			42.7	26.5		DNF
	27	ORLOVA Anna	LAT	3.192	7	13.442	=8	13.089	18	12.543	28			117.7	73.1		DNF



ANALYSE DE LA COURSE - PAR RANG

WOMEN'S SINGLES OFFICIAL TRAINING RUN 2
SIMPLE DAMES, ENTRAÎNEMENT OFFICIEL, 2e DESCENTE

UTAH OLYMPIC PARK SAT 9 FEB 2002 / SAM 9 FEV 2002 START TIME / DEBUT 18:05

Rk	Start No.	Name	NOC	Start Time	Rk	S-1	Rk	1-2	Rk	2-3	Rk	3-F	Rk	Speed (km/h)	Speed (mph)	Finish Time	Time Behind
----	-----------	------	-----	------------	----	-----	----	-----	----	-----	----	-----	----	--------------	-------------	-------------	-------------

LEGEND

Rk Rank

km/h kilometers per hour

DNF Did not finish

Int. Intermediate time

mph miles per hour

S-1, 1-2, 2-3, 3-F Split interval



ANALYSE DE LA COURSE - PAR RANG

WOMEN'S SINGLES OFFICIAL TRAINING RUN 3 SIMPLE DAMES, ENTRAÎNEMENT OFFICIEL, 3e DESCENTE

UTAH OLYMPIC PARK SUN 10 FEB 2002 / DIM 10 FEV 2002 START TIME / DEBUT 9:00

Rk	Start No.	Name	NOC	Start Time	Rk	S-1	Rk	1-2	Rk	2-3	Rk	3-F	Rk	Speed (km/h)	Speed (mph)	Finish Time	Time Behind
1	12	WILCZAK Becky	USA	3.162	3	13.396	6	12.959	3	8.770	1	5.379	=1	119.7	74.4	43.666	0.000
2	24	NIEDERNHUBER Barbara	GER	3.155	2	13.372	3	12.961	4	8.779	2	5.409	6	119.8	74.5	43.676	+0.010
3	17	OBKIRCHER Natalie	ITA	3.192	9	13.400	7	12.941	2	8.787	5	5.382	3	119.8	74.4	43.702	+0.036
4	14	HAYDEN Ashley	USA	3.170	4	13.394	5	12.962	5	8.792	6	5.412	7	119.7	74.3	43.730	+0.064
5	13	ZABLOCKI Courtney	USA	3.174	6	13.408	8	12.975	6	8.781	3	5.397	4	119.7	74.3	43.735	+0.069
6	4	LUDAN Lilian	UKR	3.243	=25	13.430	10	12.910	1	8.784	4	5.379	=1	119.8	74.4	43.746	+0.080
7	25	KRAUSHAAR Silke	GER	3.100	1	13.330	1	13.024	10	8.846	13	5.455	12	118.8	73.8	43.755	+0.089
8	26	OTTO Sylke	GER	3.173	5	13.354	2	12.987	7	8.836	10	5.438	10	119.2	74.1	43.788	+0.122
9	27	ORLOVA Anna	LAT	3.183	8	13.386	4	13.001	8	8.838	11	5.458	13	119.1	74.0	43.866	+0.200
10	20	LAUSCHER Regan	CAN	3.196	10	13.433	=11	13.025	11	8.834	=8	5.436	=8	119.0	73.9	43.924	+0.258
11	29	GAILE Iluta	LAT	3.180	7	13.411	9	13.018	9	8.855	15	5.478	14	118.7	73.7	43.942	+0.276
12	23	NEUNER Angelika	AUT	3.231	21	13.492	21	13.040	=12	8.819	7	5.406	5	118.9	73.9	43.988	+0.322
13	22	MANZENREITER Sonja	AUT	3.200	12	13.479	20	13.056	16	8.843	12	5.436	=8	118.8	73.8	44.014	+0.348
14	21	EDER Simone	AUT	3.239	=22	13.501	23	13.041	14	8.834	=8	5.448	11	119.0	73.9	44.063	+0.397
15	15	KOBAYASHI Yumie	JPN	3.243	=25	13.478	19	13.059	17	8.864	16	5.490	15	118.8	73.8	44.134	+0.468
16	18	SCHIEFER Waltraud	ITA	3.218	18	13.461	15	13.043	15	8.847	14	5.589	19	119.0	73.9	44.158	+0.492
17	8	KLIMENKO Margarita	RUS	3.213	15	13.441	13	13.128	23	8.966	20	5.501	16	117.2	72.8	44.249	+0.583
18	16	FEICHTER Maria	ITA	3.241	24	13.470	16	13.040	=12	8.943	18	5.572	18	118.1	73.4	44.266	+0.600
19	5	TSCUCHLIB Oryslava	UKR	3.212	14	13.442	14	13.106	21	8.982	22	5.604	20	117.5	73.0	44.346	+0.680
20	19	SABOLOVA Veronika	SVK	3.209	13	13.499	22	13.124	22	8.974	21	5.548	17	117.6	73.0	44.354	+0.688
21	6	PAUL Angela	NZL	3.217	17	13.477	18	13.088	20	8.963	19	5.610	21	117.9	73.2	44.355	+0.689
22	10	OUGIER Melanie	FRA	3.228	20	13.475	17	13.084	18	8.933	17	5.711	23	118.1	73.3	44.431	+0.765
23	11	JERIOVA Marketa	CZE	3.214	16	13.433	=11	13.087	19	9.173	27	5.932	25	117.1	72.8	44.839	+1.173
24	28	TIRUMA Maija	LAT	3.239	=22	13.560	27	13.259	25	9.091	23	5.697	22	116.0	72.1	44.846	+1.180
25	2	ABERNATHY Anne	ISV	3.283	27	13.518	25	13.229	24	9.145	25	5.841	24	115.9	72.0	45.016	+1.350
26	3	BROWNE Dinah	ISV	3.314	28	13.731	28	13.335	27	9.112	24	6.290	27	116.0	72.0	45.782	+2.116
27	9	SKULKINA Anastasia	RUS	3.221	19	13.551	26	13.319	26	9.166	26	6.578	28	115.2	71.6	45.835	+2.169
28	7	ANTONOVA Anastasia	RUS	3.198	11	13.503	24	13.967	28	9.544	28	5.977	26	110.6	68.7	46.189	+2.523
	1	BOCCALANDRO Iginia	VEN	3.416	29	14.346	29	14.010	29	11.312	29			106.0	65.8		DNF



ANALYSE DE LA COURSE - PAR RANG

WOMEN'S SINGLES OFFICIAL TRAINING RUN 3
SIMPLE DAMES, ENTRAÎNEMENT OFFICIEL, 3e DESCENTE

UTAH OLYMPIC PARK SUN 10 FEB 2002 / DIM 10 FEV 2002 START TIME / DEBUT 9:00

Rk	Start No.	Name	NOC	Start Time	Rk	S-1	Rk	1-2	Rk	2-3	Rk	3-F	Rk	Speed (km/h)	Speed (mph)	Finish Time	Time Behind
----	-----------	------	-----	------------	----	-----	----	-----	----	-----	----	-----	----	--------------	-------------	-------------	-------------

LEGEND

Rk Rank

km/h kilometers per hour

DNF Did not finish

Int. Intermediate time

mph miles per hour

S-1, 1-2, 2-3, 3-F Split interval



ANALYSE DE LA COURSE - PAR RANG

WOMEN'S SINGLES OFFICIAL TRAINING RUN 4 SIMPLE DAMES, ENTRAÎNEMENT OFFICIEL, 4e DESCENTE

UTAH OLYMPIC PARK SUN 10 FEB 2002 / DIM 10 FEV 2002 START TIME / DEBUT 10:20

Rk	Start No.	Name	NOC	Start Time	Rk	S-1	Rk	1-2	Rk	2-3	Rk	3-F	Rk	Speed (km/h)	Speed (mph)	Finish Time	Time Behind
1	24	NIEDERNHUBER Barbara	GER	3.161	2	13.381	1	12.935	1	8.755	1	5.355	1	119.8	74.4	43.587	0.000
2	27	ORLOVA Anna	LAT	3.188	8	13.385	3	12.957	2	8.809	4	5.428	6	119.5	74.2	43.767	+0.180
3	12	WILCZAK Becky	USA	3.172	4	13.414	7	12.993	4	8.807	3	5.413	3	119.3	74.1	43.799	+0.212
4	4	LUDAN Lilian	UKR	3.259	26	13.403	5	12.979	3	8.804	2	5.385	2	119.5	74.3	43.830	+0.243
5	26	OTTO Sylke	GER	3.194	10	13.399	4	13.035	7	8.862	10	5.432	7	118.8	73.8	43.922	+0.335
6	29	GAILE Iluta	LAT	3.187	=6	13.425	10	13.039	9	8.850	7	5.438	8	118.8	73.8	43.939	+0.352
7	17	OBKIRCHER Natalie	ITA	3.184	5	13.442	13	13.056	10	8.856	9	5.426	5	118.7	73.8	43.964	+0.377
8	25	KRAUSHAAR Silke	GER	3.117	1	13.384	2	13.075	15	8.894	13	5.496	14	118.2	73.4	43.966	+0.379
9	23	NEUNER Angelika	AUT	3.224	=19	13.474	18	13.037	8	8.825	5	5.416	4	118.9	73.9	43.976	+0.389
10	13	ZABLOCKI Courtney	USA	3.205	13	13.427	11	13.062	11	8.852	8	5.451	9	118.8	73.8	43.997	+0.410
11	18	SCHIEFER Waltraud	ITA	3.216	=16	13.470	17	13.020	5	8.867	11	5.463	11	118.9	73.8	44.036	+0.449
12	14	HAYDEN Ashley	USA	3.170	3	13.422	9	13.031	6	8.844	6	5.592	20	119.0	73.9	44.059	+0.472
13	8	KLIMENKO Margarita	RUS	3.216	=16	13.435	12	13.073	14	8.898	15	5.462	10	118.4	73.6	44.084	+0.497
14	20	LAUSCHER Regan	CAN	3.203	=11	13.462	=14	13.107	16	8.897	14	5.488	13	118.1	73.4	44.157	+0.570
15	21	EDER Simone	AUT	3.234	21	13.487	22	13.122	19	8.881	12	5.480	12	118.4	73.5	44.204	+0.617
16	22	MANZENREITER Sonja	AUT	3.203	=11	13.484	20	13.113	17	8.924	16	5.505	15	118.0	73.3	44.229	+0.642
17	16	FEICHTER Maria	ITA	3.252	25	13.462	=14	13.065	12	8.941	17	5.554	16	118.0	73.3	44.274	+0.687
18	15	KOBAYASHI Yumie	JPN	3.236	22	13.480	19	13.069	13	8.998	20	5.569	18	117.4	72.9	44.352	+0.765
19	19	SABOLOVA Veronika	SVK	3.218	18	13.501	=23	13.157	20	8.992	18	5.579	19	117.2	72.8	44.447	+0.860
20	11	JERIOVA Marketa	CZE	3.211	15	13.467	16	13.184	23	9.025	21	5.563	17	116.6	72.4	44.450	+0.863
21	10	OUGIER Melanie	FRA	3.242	23	13.485	21	13.121	18	8.994	19	5.627	22	117.5	73.0	44.469	+0.882
22	5	TSCUHLIB Oryslava	UKR	3.191	9	13.411	6	13.174	22	9.121	24	5.650	24	115.6	71.8	44.547	+0.960
23	28	TIRUMA Maija	LAT	3.243	24	13.515	25	13.201	24	9.034	22	5.596	21	116.7	72.5	44.589	+1.002
24	6	PAUL Angela	NZL	3.224	=19	13.501	=23	13.162	21	9.048	23	5.678	25	116.8	72.6	44.613	+1.026
25	7	ANTONOVA Anastasia	RUS	3.187	=6	13.417	8	13.421	28	9.139	26	5.642	23	115.5	71.8	44.806	+1.219
26	2	ABERNATHY Anne	ISV	3.278	28	13.546	27	13.230	25	9.153	27	5.744	26	116.1	72.2	44.951	+1.364
27	9	SKULKINA Anastasia	RUS	3.209	14	13.523	26	13.346	27	9.299	28	5.881	27	114.7	71.2	45.258	+1.671
28	3	BROWNE Dinah	ISV	3.269	27	13.612	28	13.311	26	9.137	25	6.319	28	115.7	71.9	45.648	+2.061
29	1	BOCCALANDRO Iginia	VEN	3.364	29	13.748	29	14.083	29	10.679	29	9.060	29	103.8	64.5	50.934	+7.347



ANALYSE DE LA COURSE - PAR RANG

WOMEN'S SINGLES OFFICIAL TRAINING RUN 4
SIMPLE DAMES, ENTRAÎNEMENT OFFICIEL, 4e DESCENTE

UTAH OLYMPIC PARK SUN 10 FEB 2002 / DIM 10 FEV 2002 START TIME / DEBUT 10:20

Rk	Start No.	Name	NOC	Start Time	Rk	S-1	Rk	1-2	Rk	2-3	Rk	3-F	Rk	Speed (km/h)	Speed (mph)	Finish Time	Time Behind
----	-----------	------	-----	------------	----	-----	----	-----	----	-----	----	-----	----	--------------	-------------	-------------	-------------

LEGEND

Rk Rank **km/h** kilometers per hour
Int. Intermediate time **mph** miles per hour
S-1, 1-2, 2-3, 3-F Split interval



ANALYSE DE LA COURSE - PAR RANG

WOMEN'S SINGLES OFFICIAL TRAINING RUN 5 SIMPLE DAMES, ENTRAÎNEMENT OFFICIEL, 5e DESCENTE

UTAH OLYMPIC PARK MON 11 FEB 2002 / LUN 11 FEV 2002 START TIME / DEBUT 16:00

Rk	Start No.	Name	NOC	Start Time	Rk	S-1	Rk	1-2	Rk	2-3	Rk	3-F	Rk	Speed (km/h)	Speed (mph)	Finish Time	Time Behind
1	24	NIEDERNHUBER Barbara	GER	3.156	4	13.340	3	12.841	1	8.657	2	5.271	3	121.1	75.2	43.265	0.000
2	25	KRAUSHAAR Silke	GER	3.092	1	13.285	1	12.902	=9	8.731	10	5.341	10	120.2	74.7	43.351	+0.086
3	17	OBKIRCHER Natalie	ITA	3.181	10	13.375	5	12.848	2	8.681	5	5.295	5	121.0	75.2	43.380	+0.115
4	23	NEUNER Angelika	AUT	3.226	=22	13.415	14	12.860	=3	8.652	1	5.245	1	121.1	75.2	43.398	+0.133
5	4	LUDAN Lilian	UKR	3.223	21	13.399	11	12.860	=3	8.671	3	5.251	2	121.0	75.1	43.404	+0.139
6	26	OTTO Sylke	GER	3.135	2	13.319	2	12.884	6	8.727	9	5.356	12	120.3	74.7	43.421	+0.156
7	22	MANZENREITER Sonja	AUT	3.192	12	13.424	15	12.877	5	8.678	4	5.289	4	120.8	75.0	43.460	+0.195
8	13	ZABLOCKI Courtney	USA	3.178	9	13.379	7	12.888	7	8.706	7	5.323	8	120.6	74.9	43.474	+0.209
9	12	WILCZAK Becky	USA	3.165	5	13.377	6	12.916	12	8.739	11	5.324	9	120.0	74.5	43.521	+0.256
10	20	LAUSCHER Regan	CAN	3.193	13	13.403	12	12.902	=9	8.715	8	5.309	6	120.2	74.7	43.522	+0.257
11	27	ORLOVA Anna	LAT	3.174	=6	13.341	4	12.905	11	8.751	12	5.355	11	120.0	74.5	43.526	+0.261
12	21	EDER Simone	AUT	3.204	18	13.434	18	12.894	8	8.682	6	5.313	7	120.9	75.1	43.527	+0.262
13	18	SCHIEFER Waltraud	ITA	3.197	14	13.389	10	12.919	13	8.777	13	5.375	13	119.9	74.5	43.657	+0.392
14	29	GAILE Iluta	LAT	3.174	=6	13.381	8	12.980	18	8.821	16	5.409	15	118.9	73.9	43.765	+0.500
15	16	FEICHTER Maria	ITA	3.226	=22	13.456	=23	12.935	=14	8.794	14	5.405	14	119.6	74.3	43.816	+0.551
16	14	HAYDEN Ashley	USA	3.147	3	13.384	9	12.935	=14	8.822	17	5.605	24	119.9	74.5	43.893	+0.628
17	15	KOBAYASHI Yumie	JPN	3.234	26	13.454	22	12.978	17	8.818	15	5.438	17	119.5	74.2	43.922	+0.657
18	6	PAUL Angela	NZL	3.218	20	13.427	16	12.957	16	8.860	18	5.472	20	119.0	73.9	43.934	+0.669
19	5	TSCUHLIB Oryslava	UKR	3.183	11	13.430	17	13.046	20	8.875	20	5.450	18	118.4	73.6	43.984	+0.719
20	8	KLIMENKO Margarita	RUS	3.208	19	13.456	=23	13.155	24	8.864	19	5.415	16	118.3	73.5	44.098	+0.833
21	7	ANTONOVA Anastasia	RUS	3.177	8	13.406	13	13.185	26	8.910	23	5.452	19	117.8	73.2	44.130	+0.865
22	11	JERIOVA Marketa	CZE	3.202	17	13.435	19	13.036	19	8.899	22	5.586	21	118.4	73.6	44.158	+0.893
23	10	OUGIER Melanie	FRA	3.230	25	13.463	25	13.056	21	8.885	21	5.598	23	118.5	73.6	44.232	+0.967
24	19	SABOLOVA Veronika	SVK	3.198	15	13.444	20	13.152	23	9.063	25	5.595	22	116.3	72.3	44.452	+1.187
25	28	TIRUMA Maija	LAT	3.229	24	13.445	21	13.127	22	9.148	27	5.613	25	115.1	71.5	44.562	+1.297
26	9	SKULKINA Anastasia	RUS	3.201	16	13.473	26	13.182	25	9.013	24	5.756	27	117.0	72.7	44.625	+1.360
27	2	ABERNATHY Anne	ISV	3.269	28	13.523	27	13.293	28	9.124	26	5.622	26	115.2	71.6	44.831	+1.566
28	3	BROWNE Dinah	ISV	3.242	27	13.618	28	13.251	27	9.354	28	6.288	28	116.0	72.0	45.753	+2.488
	1	BOCCALANDRO Iginia	VEN	3.384	29	13.719	29	13.436	29	11.729	29			113.6	70.6		DNF



ANALYSE DE LA COURSE - PAR RANG

WOMEN'S SINGLES OFFICIAL TRAINING RUN 5 SIMPLE DAMES, ENTRAÎNEMENT OFFICIEL, 5e DESCENTE

UTAH OLYMPIC PARK MON 11 FEB 2002 / LUN 11 FEV 2002 START TIME / DEBUT 16:00

Rk	Start No.	Name	NOC	Start Time	Rk	S-1	Rk	1-2	Rk	2-3	Rk	3-F	Rk	Speed (km/h)	Speed (mph)	Finish Time	Time Behind
----	-----------	------	-----	------------	----	-----	----	-----	----	-----	----	-----	----	--------------	-------------	-------------	-------------

LEGEND

Rk Rank

km/h kilometers per hour

DNF Did not finish

Int. Intermediate time

mph miles per hour

S-1, 1-2, 2-3, 3-F Split interval



ANALYSE DE LA COURSE - PAR RANG

WOMEN'S SINGLES OFFICIAL TRAINING RUN 6 SIMPLE DAMES, ENTRAÎNEMENT OFFICIEL, 6e DESCENTE

UTAH OLYMPIC PARK MON 11 FEB 2002 / LUN 11 FEV 2002 START TIME / DEBUT 17:20

Rk	Start No.	Name	NOC	Start Time	Rk	S-1	Rk	1-2	Rk	2-3	Rk	3-F	Rk	Speed (km/h)	Speed (mph)	Finish Time	Time Behind
1	26	OTTO Sylke	GER	3.152	3	13.289	2	12.776	1	8.593	1	5.212	1	122.0	75.8	43.022	0.000
2	25	KRAUSHAAR Silke	GER	3.097	1	13.276	1	12.865	2	8.659	3	5.285	3	121.0	75.1	43.182	+0.160
3	24	NIEDERNHUBER Barbara	GER	3.161	5	13.342	3	12.867	3	8.642	2	5.276	2	121.2	75.3	43.288	+0.266
4	14	HAYDEN Ashley	USA	3.144	2	13.351	4	12.889	5	8.759	10	5.375 =10		120.4	74.8	43.518	+0.496
5	22	MANZENREITER Sonja	AUT	3.192	12	13.399	10	12.914	10	8.699	4	5.316	6	120.6	74.9	43.520	+0.498
=6	4	LUDAN Lilian	UKR	3.225	22	13.406 =11		12.892	=6	8.731	8	5.313	5	120.3	74.7	43.567	+0.545
=6	17	OBKIRCHER Natalie	ITA	3.191	11	13.395	9	12.901	8	8.736	9	5.344	8	120.4	74.8	43.567	+0.545
8	23	NEUNER Angelika	AUT	3.221	20	13.392	8	12.956	12	8.718	6	5.307	4	120.1	74.6	43.594	+0.572
9	13	ZABLOCKI Courtney	USA	3.171	7	13.360	6	12.892	=6	8.766	11	5.413	14	120.4	74.8	43.602	+0.580
10	21	EDER Simone	AUT	3.238	26	13.425	18	12.905	9	8.706	5	5.329	7	120.5	74.9	43.603	+0.581
11	29	GAILE Iluta	LAT	3.190	10	13.409	14	12.926	11	8.728	7	5.375 =10		120.5	74.9	43.628	+0.606
12	27	ORLOVA Anna	LAT	3.182	8	13.365	7	12.968	14	8.790	13	5.373	9	119.5	74.2	43.678	+0.656
13	8	KLIMENKO Margarita	RUS	3.207	18	13.407	13	12.971	15	8.785	12	5.376	12	119.5	74.2	43.746	+0.724
14	20	LAUSCHER Regan	CAN	3.199	16	13.406 =11		12.997	18	8.805 =15		5.432	16	119.3	74.1	43.839	+0.817
15	18	SCHIEFER Waltraud	ITA	3.206	17	13.466	26	12.995	17	8.805 =15		5.377	13	119.3	74.1	43.849	+0.827
16	16	FEICHTER Maria	ITA	3.240	27	13.451	23	12.957	13	8.801	14	5.417	15	119.4	74.2	43.866	+0.844
17	5	TSCUHLIB Oryslava	UKR	3.166	6	13.413	16	12.986	16	8.846	18	5.456	18	118.9	73.9	43.867	+0.845
18	6	PAUL Angela	NZL	3.197 =14		13.421	17	13.001	19	8.833	17	5.449	17	119.3	74.1	43.901	+0.879
19	10	OUGIER Melanie	FRA	3.226	23	13.447	22	13.052	21	8.891	19	5.501 =21		118.5	73.6	44.117	+1.095
20	15	KOBAYASHI Yumie	JPN	3.233	24	13.463	25	13.054	22	8.893	20	5.489	19	118.5	73.6	44.132	+1.110
21	19	SABOLOVA Veronika	SVK	3.210	19	13.459	24	13.084	23	8.904	21	5.490	20	118.2	73.4	44.147	+1.125
22	11	JERIOVA Marketa	CZE	3.197 =14		13.433	19	13.025	20	8.957	23	5.564	24	118.3	73.5	44.176	+1.154
23	28	TIRUMA Maija	LAT	3.223	21	13.443	21	13.115	25	8.973	25	5.501 =21		117.2	72.8	44.255	+1.233
24	9	SKULKINA Anastasia	RUS	3.194	13	13.438	20	13.161	26	8.960	24	5.573	25	117.4	72.9	44.326	+1.304
25	2	ABERNATHY Anne	ISV	3.266	28	13.501	27	13.092	24	8.943	22	5.534	23	117.8	73.1	44.336	+1.314
26	3	BROWNE Dinah	ISV	3.236	25	13.593	28	13.255	27	9.115	26	5.692	27	116.0	72.1	44.891	+1.869
27	7	ANTONOVA Anastasia	RUS	3.189	9	13.412	15	13.566	29	9.247	27	5.666	26	113.2	70.3	45.080	+2.058
28	1	BOCCALANDRO Iginia	VEN	3.446	29	14.480	29	13.533	28	9.690	28	6.048	28	109.7	68.2	47.197	+4.175
	12	WILCZAK Becky	USA	3.156	4	13.357	5	12.869	4	11.582	29			120.7	75.0		DNF



ANALYSE DE LA COURSE - PAR RANG

WOMEN'S SINGLES OFFICIAL TRAINING RUN 6
SIMPLE DAMES, ENTRAÎNEMENT OFFICIEL, 6e DESCENTE

UTAH OLYMPIC PARK MON 11 FEB 2002 / LUN 11 FEV 2002 START TIME / DEBUT 17:20

Rk	Start No.	Name	NOC	Start Time	Rk	S-1	Rk	1-2	Rk	2-3	Rk	3-F	Rk	Speed (km/h)	Speed (mph)	Finish Time	Time Behind
----	-----------	------	-----	------------	----	-----	----	-----	----	-----	----	-----	----	--------------	-------------	-------------	-------------

LEGEND

Rk Rank

km/h kilometers per hour

DNF Did not finish

Int. Intermediate time

mph miles per hour

S-1, 1-2, 2-3, 3-F Split interval



WOMEN'S SINGLES RUN 1
SIMPLE DAMES, 1ère DESCENTE

UTAH OLYMPIC PARK TUE 12 FEB 2002 / MAR 12 FEV 2002 START TIME / DEBUT 16:00

Track Records					
Name	NOC	Start Time	Finish Time	Date	Run No.
KRAUSHAAR Silke	GER	3.103		10 FEB 2001	
KRAUSHAAR Silke	GER		43.291	10 FEB 2001	

Start Order	Start No.	Name	NOC	Start Time	Int. 1	Int. 2	Int. 3	Finish Time
1	1	GAILE Iluta	LAT					
2	2	OTTO Sylke	GER					
3	3	OBKIRCHER Natalie	ITA					
4	4	KRAUSHAAR Silke	GER					
5	5	HAYDEN Ashley	USA					
6	6	WILCZAK Becky	USA					
7	7	EDER Simone	AUT					
8	8	NIEDERNHUBER Barbara	GER					
9	9	ORLOVA Anna	LAT					
10	10	MANZENREITER Sonja	AUT					
11	11	NEUNER Angelika	AUT					
12	12	LUDAN Lilian	UKR					
13	13	KLIMENKO Margarita	RUS					
14	14	ANTONOVA Anastasia	RUS					
15	15	ZABLOCKI Courtney	USA					
16	16	SCHIEFER Waltraud	ITA					
17	17	LAUSCHER Regan	CAN					
18	18	SABOLOVA Veronika	SVK					
19	19	TSCUHLIB Oryslava	UKR					
20	20	FEICHTER Maria	ITA					
21	21	PAUL Angela	NZL					



WOMEN'S SINGLES RUN 1
SIMPLE DAMES, 1ère DESCENTE

UTAH OLYMPIC PARK TUE 12 FEB 2002 / MAR 12 FEV 2002 START TIME / DEBUT 16:00

Start Order	Start No.	Name	NOC	Start Time	Int. 1	Int. 2	Int. 3	Finish Time
22	22	SKULKINA Anastasia	RUS					
23	23	JERIOVA Marketa	CZE					
24	24	TIRUMA Maija	LAT					
25	25	KOBAYASHI Yumie	JPN					
26	26	ABERNATHY Anne	ISV					
27	27	BROWNE Dinah	ISV					
28	28	BOCCALANDRO Iginia	VEN					
29	29	UGIER Melanie	FRA					

Notes : For details about starting order see competition description

LEGEND

Int. - Intermediate time



WOMEN'S SINGLES RUN 2
SIMPLE DAMES, 2e DESCENTE

UTAH OLYMPIC PARK TUE 12 FEB 2002 / MAR 12 FEV 2002 START TIME / DEBUT 17:30

Track Records					
Name	NOC	Start Time	Finish Time	Date	Run No.
KRAUSHAAR Silke	GER	3.103		10 FEB 2001	
KRAUSHAAR Silke	GER		43.291	10 FEB 2001	

Start Order	Start No.	Name	NOC	Results after 1 Run Cumulative Time	Runs Rank	Start Time	Int. 1	Int. 2	Int. 3	Finish Time
1	12	LUDAN Lilia	UKR	43.800	9					
2	11	NEUNER Angelika	AUT	43.683	5					
3	10	MANZENREITER Sonja	AUT	43.864	10					
4	9	ORLOVA Anna	LAT	43.795	8					
5	8	NIEDERNHUBER Barbara	GER	43.346	2					
6	7	EDER Simone	AUT	43.880	11					
7	6	WILCZAK Becky	USA	43.509	4					
8	5	HAYDEN Ashley	USA	43.765	6					
9	4	KRAUSHAAR Silke	GER	43.294	1					
10	3	OBKIRCHER Natalie	ITA	44.632	25					
11	2	OTTO Sylke	GER	43.356	3					
12	1	GAILE Iluta	LAT	43.779	7					
13	24	TIRUMA Maija	LAT	44.050	18					
14	23	JERIOVA Marketa	CZE	44.710	27					



WOMEN'S SINGLES RUN 2
SIMPLE DAMES, 2e DESCENTE

UTAH OLYMPIC PARK TUE 12 FEB 2002 / MAR 12 FEV 2002 START TIME / DEBUT 17:30

Start Order	Start No.	Name	NOC	Results after 1 Run Cumulative Time	Runs Rank	Start Time	Int. 1	Int. 2	Int. 3	Finish Time
15	22	SKULKINA Anastasia	RUS	44.657	26					
16	21	PAUL Angela	NZL	44.407	23					
17	20	FEICHTER Maria	ITA	44.042	17					
18	19	TSCUCLIB Oryslava	UKR	44.274	22					
19	18	SABOLOVA Veronika	SVK	44.021	15					
20	17	LAUSCHER Regan	CAN	44.001	14					
21	16	SCHIEFER Waltraud	ITA	44.209	20					
22	15	ZABLOCKI Courtney	USA	43.934	13					
23	14	ANTONOVA Anastasia	RUS	44.034	16					
24	13	KLIMENKO Margarita	RUS	43.889	12					
25	27	BROWNE Dinah	ISV	45.603	28					
26	26	ABERNATHY Anne	ISV	44.491	24					
27	25	KOBAYASHI Yumie	JPN	44.192	19					
28	29	OUGIER Melanie	FRA	44.228	21					

LEGEND

Int. Intermediate time



WOMEN'S SINGLES RUN 3
SIMPLE DAMES, 3e DESCENTE

UTAH OLYMPIC PARK WED 13 FEB 2002 / MER 13 FEV 2002 START TIME / DEBUT 16:00

Track Records					
Name	NOC	Start Time	Finish Time	Date	Run No.
KRAUSHAAR Silke	GER	3.103		10 FEB 2001	
OTTO Sylke	GER		43.076	12 FEB 2002	2

Start Order	Start No.	Name	NOC	Results after 2 Runs Cumulative Time	Rank	Start Time	Int. 1	Int. 2	Int. 3	Finish Time
1	2	OTTO Sylke	GER	1:26.432	1					
2	8	NIEDERNHUBER Barbara	GER	1:26.480	2					
3	4	KRAUSHAAR Silke	GER	1:26.518	3					
4	6	WILCZAK Becky	USA	1:26.990	4					
5	11	NEUNER Angelika	AUT	1:27.123	5					
6	10	MANZENREITER Sonja	AUT	1:27.404	6					
7	5	HAYDEN Ashley	USA	1:27.410	7					
8	12	LUDAN Lilia	UKR	1:27.423	8					
9	9	ORLOVA Anna	LAT	1:27.453	9					
10	1	GAILE Iluta	LAT	1:27.570	10					
11	7	EDER Simone	AUT	1:27.640	11					
12	17	LAUSCHER Regan	CAN	1:27.682	12					
13	13	KLIMENKO Margarita	RUS	1:27.840	13					
14	14	ANTONOVA Anastasia	RUS	1:27.874	14					



WOMEN'S SINGLES RUN 3
SIMPLE DAMES, 3e DESCENTE

UTAH OLYMPIC PARK WED 13 FEB 2002 / MER 13 FEV 2002 START TIME / DEBUT 16:00

Start Order	Start No.	Name	NOC	Results after 2 Runs Cumulative Time	2 Runs Rank	Start Time	Int. 1	Int. 2	Int. 3	Finish Time
15	24	TIRUMA Maija	LAT	1:28.004	15					
16	16	SCHIEFER Waltraud	ITA	1:28.007	16					
17	15	ZABLOCKI Courtney	USA	1:28.037	17					
18	20	FEICHTER Maria	ITA	1:28.041	18					
19	18	SABOLOVA Veronika	SVK	1:28.134	19					
20	19	TSCUCLIB Oryslava	UKR	1:28.216	20					
21	29	OUGIER Melanie	FRA	1:28.283	21					
22	3	OBKIRCHER Natalie	ITA	1:28.289	22					
23	25	KOBAYASHI Yumie	JPN	1:28.299	23					
24	23	JERIOVA Marketa	CZE	1:28.474	24					
25	21	PAUL Angela	NZL	1:28.663	25					
26	22	SKULKINA Anastasia	RUS	1:29.121	26					
27	26	ABERNATHY Anne	ISV	1:29.231	27					
28	27	BROWNE Dinah	ISV	1:30.188	28					

LEGEND

Int. Intermediate time



WOMEN'S SINGLES RUN 4
SIMPLE DAMES, 4e DESCENTE

UTAH OLYMPIC PARK WED 13 FEB 2002 / MER 13 FEV 2002 START TIME / DEBUT 17:25

Track Records					
Name	NOC	Start Time	Finish Time	Date	Run No.
KRAUSHAAR Silke	GER	3.103		10 FEB 2001	
OTTO Sylke	GER		42.940	13 FEB 2002	3

Start Order	Start No.	Name	NOC	Results after 3 Runs Cumulative Time	Rank	Start Time	Int. 1	Int. 2	Int. 3	Finish Time
1	27	BROWNE Dinah	ISV	2:15.045	28					
2	22	SKULKINA Anastasia	RUS	2:14.055	27					
3	26	ABERNATHY Anne	ISV	2:13.850	26					
4	21	PAUL Angela	NZL	2:12.606	25					
5	25	KOBAYASHI Yumie	JPN	2:12.448	24					
6	29	OUGIER Melanie	FRA	2:12.444	23					
7	23	JERIOVA Marketa	CZE	2:12.319	22					
8	19	TSCUCLIB Oryslava	UKR	2:12.276	21					
9	3	OBKIRCHER Natalie	ITA	2:12.194	20					
10	20	FEICHTER Maria	ITA	2:12.091	19					
11	18	SABOLOVA Veronika	SVK	2:12.081	18					
12	24	TIRUMA Maija	LAT	2:11.975	17					
13	16	SCHIEFER Waltraud	ITA	2:11.886	16					
14	14	ANTONOVA Anastasia	RUS	2:11.841	15					



WOMEN'S SINGLES RUN 4
SIMPLE DAMES, 4e DESCENTE

UTAH OLYMPIC PARK WED 13 FEB 2002 / MER 13 FEV 2002 START TIME / DEBUT 17:25

Start Order	Start No.	Name	NOC	Results after 3 Runs Cumulative Time	Rank	Start Time	Int. 1	Int. 2	Int. 3	Finish Time
15	15	ZABLOCKI Courtney	USA	2:11.771	14					
16	13	KLIMENKO Margarita	RUS	2:11.760	13					
17	7	EDER Simone	AUT	2:11.464	12					
18	17	LAUSCHER Regan	CAN	2:11.297	11					
19	1	GAILE Iluta	LAT	2:11.226	10					
20	9	ORLOVA Anna	LAT	2:11.095	9					
21	10	MANZENREITER Sonja	AUT	2:10.989	8					
22	12	LUDAN Lilia	UKR	2:10.988	7					
23	5	HAYDEN Ashley	USA	2:10.838	6					
24	11	NEUNER Angelika	AUT	2:10.724	5					
25	6	WILCZAK Becky	USA	2:10.410	4					
26	4	KRAUSHAAR Silke	GER	2:09.713	3					
27	8	NIEDERNHUBER Barbara	GER	2:09.695	2					
28	2	OTTO Sylke	GER	2:09.372	1					

LEGEND

Int. Intermediate time



DAY 2 / JOUR 2

WOMEN'S SINGLES / SIMPLE DAMES

Participants									
AUT (3)	CAN (1)	CZE (1)	FRA (1)	GER (3)	ISV (2)	ITA (3)	JPN (1)	LAT (3)	NZL (1)
RUS (3)	SVK (1)	UKR (2)	USA (3)	VEN (1)					

Track Records Prior to the Games		
	Start Time	Finish Time
Time	3.103	43.291
Date	10 FEB 2001	10 FEB 2001
Name	KRAUSHAAR Silke	KRAUSHAAR Silke
NOC	GER	GER

New Track Records				
NOC	Name	Start Time	Finish Time	Run Number
GER	NIEDERNHUBER Barbara		43.134	2
GER	OTTO Sylke		43.076	2
GER	OTTO Sylke		42.940	3
GER	KRAUSHAAR Silke	3.100		4
Number of Times the Record was Broken		1	3	

Weather Conditions									
Time	15:00	15:30	16:00	16:30	17:00	17:30	18:00	18:30	
Overall Weather Condition	Part.Cldy	M.Cloudy	M.Cloudy	M.Cloudy	M.Cloudy	M.Cloudy	M.Cloudy	Cloudy	
Air Temperature (°C/F)	3.9/39	3.3/38	2.8/37	2.2/36	1.1/34	1.1/34	0/32	-1.7/29	
Ice Temperature (°C/F)	-4.8/23	-4.5/23	-4/24	-4.5/23	-4.6/23	-4.2/24	-4.3/24	-4.6/23	
Humidity	15	16	18	20	24	25	28	37	
Wind Direction	W	NW	NW	NE	SW	E	SE	W	
Wind Speed (m/s)	1	1	1	1	0	0	1	1	
Precipitation Accumulation (cm/in per hour)	/	/	/	/	/	/	/	/	

Jury Decisions									
	Run	Start No	NOC	Run	Start No	NOC	Run	Start No	NOC
Participant(s)									
Explanation	None								
Race Director									

List of Officials			
FIL President	FENDT Josef	FIL Secretary General	ROMSTAD Svein
IOC Technical delegate	DYRDAHL Bjoern Ingebrig	IOC Technical delegate	STELER Jan J.
President of the Jury	DELNEGRO Claire	Member of the Jury	ZENKER Karl
Member of the Jury	GRIFFIN Brian	Technical Commission	ANSCHUETZ Karl-Heinz
Technical Commission	HILDGARTNER Paul-Peter	Technical Commission	ORE Martin Smith
Start leader	SCHWARZER Carl	Finish leader	FARADAY Shellie
Chief of the Track	SEITZ Tracy	Race Director	MOWRY John

LEGEND											
E	East	NE	North-East	NW	North-West	SE	South-East	SW	South-West	W	West



WOMEN'S SINGLES
SIMPLE DAMES

UTAH OLYMPIC PARK WED 13 FEB 2002 / MER 13 FEV 2002 START TIME / DEBUT 17:25

Track Records					
Name	NOC	Start Time	Finish Time	Date	Run No.
KRAUSHAAR Silke	GER	3.100		13 FEB 2002	4
OTTO Sylke	GER		42.940	13 FEB 2002	3

Rk	Start No.	Name	NOC	Start Time	Rk	Int.1	Rk	Int.2	Rk	Int.3	Rk	Speed (km/h) (mph)	Finish Time	Rk	Time Behind	RM	
1	2	OTTO Sylke	GER	3.164	5	16.478	2	29.386	2	38.083	3	120.7	75.0	43.356	3	+0.062	TR
				3.163	5	16.465	2	29.266	2	37.864	1	121.9	75.7	43.076	1	0.000	
				3.154	=5	16.410	2	29.163	1	37.732	1	122.3	76.0	42.940	1	0.000	
				3.164	=6	16.433	2	29.236	2	37.869	2	121.7	75.6	43.092	2	+0.002	
				Total :		2:52.464						0.000					
2	8	NIEDERNHUBER Bart	GER	3.154	4	16.518	3	29.408	3	38.073	2	121.0	75.1	43.346	2	+0.052	
				3.146	2	16.472	3	29.292	3	37.902	3	121.6	75.6	43.134	2	+0.058	
				3.148	4	16.495	=4	29.320	3	37.958	3	121.4	75.4	43.215	3	+0.275	
				3.146	3	16.453	3	29.256	3	37.860	1	121.9	75.7	43.090	1	0.000	
				Total :		2:52.785						+0.321					
3	4	KRAUSHAAR Silke	GER	3.110	1	16.433	1	29.324	1	38.008	1	120.7	75.0	43.294	1	0.000	SR
				3.103	1	16.405	1	29.255	1	37.891	2	121.3	75.4	43.224	3	+0.148	
				3.103	1	16.395	1	29.243	2	37.902	2	121.1	75.2	43.195	2	+0.255	
				3.100	1	16.375	1	29.214	1	37.871	3	121.2	75.3	43.152	3	+0.062	
				Total :		2:52.865						+0.401					
4	11	NEUNER Angelika	AUT	3.220	=19	16.666	20	29.626	10	38.360	5	120.0	74.6	43.683	5	+0.389	
				3.210	=20	16.631	=18	29.525	7	38.180	5	121.0	75.1	43.440	4	+0.364	
				3.215	=23	16.623	21	29.538	15	38.254	12	120.4	74.8	43.601	8	+0.661	
				3.212	23	16.612	21	29.497	=8	38.167	5	120.8	75.0	43.438	5	+0.348	
				Total :		2:54.162						+1.698					
5	6	WILCZAK Becky	USA	3.148	3	16.536	4	29.467	4	38.190	4	120.2	74.6	43.509	4	+0.215	
				3.162	4	16.546	5	29.456	4	38.170	4	120.2	74.7	43.481	5	+0.405	
				3.145	3	16.495	=4	29.365	4	38.074	4	120.5	74.9	43.420	4	+0.480	
				3.150	4	16.500	5	29.390	5	38.353	11	117.7	73.1	43.844	17	+0.754	
				Total :		2:54.254						+1.790					
6	12	LUDAN Lilia	UKR	3.222	=21	16.665	19	29.651	12	38.440	9	119.4	74.2	43.800	9	+0.506	
				3.224	24	16.639	20	29.541	10	38.296	9	120.0	74.5	43.623	7	+0.547	
				3.215	=23	16.605	16	29.510	=12	38.234	8	120.4	74.8	43.565	6	+0.625	
				3.210	22	16.594	=15	29.497	=8	38.205	7	120.5	74.9	43.511	6	+0.421	
				Total :		2:54.499						+2.035					
7	10	MANZENREITER Sonj	AUT	3.203	=15	16.679	22	29.705	17	38.490	11	119.4	74.1	43.864	10	+0.570	
				3.193	=12	16.620	=15	29.531	8	38.229	6	120.6	74.9	43.540	6	+0.464	
				3.187	=14	16.594	14	29.510	=12	38.235	9	120.4	74.8	43.585	7	+0.645	
				3.186	14	16.580	12	29.499	10	38.216	8	120.3	74.7	43.548	8	+0.458	
				Total :		2:54.537						+2.073					



WOMEN'S SINGLES
SIMPLE DAMES

UTAH OLYMPIC PARK WED 13 FEB 2002 / MER 13 FEV 2002 START TIME / DEBUT 17:25

Rk	Start No.	Name	NOC	Start Time	Rk	Int.1	Rk	Int.2	Rk	Int.3	Rk	Speed (km/h)	Speed (mph)	Finish Time	Rk	Time Behind	RM
8	5	HAYDEN Ashley	USA	3.146	2	16.548	5	29.557	5	38.369	6	119.2	74.0	43.765	6	+0.471	
				3.151	3	16.534	4	29.464	5	38.254	7	119.7	74.4	43.645	8	+0.569	
				3.136	2	16.479	3	29.369	5	38.091	5	120.4	74.8	43.428	5	+0.488	
				3.126	2	16.479	4	29.516	12	38.385	12	118.4	73.6	43.820	13	+0.730	
													Total :	2:54.658		+2.194	
9	9	ORLOVA Anna	LAT	3.186	10	16.579	8	29.558	6	38.373	7	119.2	74.0	43.795	8	+0.501	
				3.183	9	16.566	7	29.498	6	38.270	8	119.9	74.5	43.658	10	+0.582	
				3.176	=10	16.545	8	29.484	8	38.258	13	119.7	74.3	43.642	10	+0.702	
				3.179	11	16.535	7	29.475	7	38.252	9	119.7	74.4	43.644	10	+0.554	
													Total :	2:54.739		+2.275	
10	1	GAILE Iluta	LAT	3.168	6	16.572	7	29.569	7	38.374	8	119.1	74.0	43.779	7	+0.485	
				3.181	8	16.603	9	29.551	11	38.303	10	119.9	74.5	43.791	14	+0.715	
				3.168	7	16.543	7	29.492	=10	38.275	14	119.7	74.4	43.656	11	+0.716	
				3.164	=6	16.561	10	29.595	18	38.411	17	119.3	74.1	43.847	18	+0.757	
													Total :	2:55.073		+2.609	
11	7	EDER Simone	AUT	3.222	=21	16.697	24	29.711	=18	38.498	=12	119.5	74.2	43.880	11	+0.586	
				3.213	22	16.656	22	29.616	18	38.392	14	119.7	74.3	43.760	12	+0.684	
				3.192	17	16.586	13	29.492	=10	38.248	10	120.0	74.5	43.824	13	+0.884	
				3.193	17	16.587	14	29.513	11	38.272	10	119.9	74.5	43.638	9	+0.548	
													Total :	2:55.102		+2.638	
12	17	LAUSCHER Regan	CAN	3.190	=11	16.608	10	29.650	11	38.540	14	118.7	73.7	44.001	14	+0.707	
				3.193	=12	16.610	=11	29.584	13	38.349	12	119.7	74.4	43.681	11	+0.605	
				3.176	=10	16.555	10	29.489	9	38.249	11	120.0	74.6	43.615	9	+0.675	
				3.175	9	16.557	9	29.581	15	38.424	18	118.9	73.9	43.821	14	+0.731	
													Total :	2:55.118		+2.654	
13	15	ZABLOCKI Courtney	USA	3.172	7	16.564	6	29.581	9	38.474	10	118.3	73.5	43.934	13	+0.640	
				3.169	6	16.549	6	29.554	12	38.557	22	117.6	73.1	44.103	22	+1.027	
				3.154	=5	16.498	6	29.392	6	38.177	6	120.6	74.9	43.734	12	+0.794	
				3.151	5	16.504	6	29.367	4	38.054	4	121.1	75.2	43.383	4	+0.293	
													Total :	2:55.154		+2.690	
14	13	KLIMENKO Margarita	RUS	3.214	18	16.662	18	29.683	14	38.498	=12	119.1	74.0	43.889	12	+0.595	
				3.203	18	16.631	=18	29.664	23	38.529	19	118.4	73.6	43.951	18	+0.875	
				3.202	19	16.626	22	29.628	20	38.473	19	119.2	74.0	43.920	17	+0.980	
				3.201	21	16.597	17	29.576	14	38.392	13	119.3	74.1	43.800	11	+0.710	
													Total :	2:55.560		+3.096	



WOMEN'S SINGLES
SIMPLE DAMES

UTAH OLYMPIC PARK WED 13 FEB 2002 / MER 13 FEV 2002 START TIME / DEBUT 17:25

Rk	Start No.	Name	NOC	Start Time	Rk	Int.1	Rk	Int.2	Rk	Int.3	Rk	Speed (km/h)	Speed (mph)	Finish Time	Rk	Time Behind	RM	
15	14	ANTONOVA Anastasia	RUS	3.190	=11	16.649	13	29.719	20	38.589	16	118.4	73.5	44.034	16	+0.740		
				3.191	11	16.612	13	29.590	=14	38.411	15	119.3	74.1	43.840	16	+0.764		
				3.187	=14	16.598	15	29.617	19	38.505	21	118.4	73.5	43.967	20	+1.027		
				3.183	13	16.594	=15	29.601	19	38.402	15	119.3	74.1	43.828	15	+0.738		
				Total : 2:55.669													+3.205	
16	16	SCHIEFER Waltraud	ITA	3.203	=15	16.652	14	29.799	23	38.705	20	117.5	73.0	44.209	20	+0.915		
				3.195	14	16.605	10	29.614	=16	38.421	16	119.0	74.0	43.798	15	+0.722		
				3.197	18	16.610	17	29.629	21	38.464	18	119.0	73.9	43.879	15	+0.939		
				3.200	20	16.617	22	29.642	21	38.445	19	119.2	74.0	43.830	16	+0.740		
				Total : 2:55.716													+3.252	
17	3	OBKIRCHER Natalie	ITA	3.179	=8	16.597	9	29.574	8	38.593	18	119.2	74.1	44.632	25	+1.338		
				3.177	7	16.569	8	29.539	9	38.310	11	119.6	74.3	43.657	9	+0.581		
				3.173	9	16.546	9	29.445	7	38.211	7	120.3	74.7	43.905	16	+0.965		
				3.176	10	16.556	8	29.467	6	38.200	6	120.4	74.8	43.533	7	+0.443		
				Total : 2:55.727													+3.263	
18	24	TIRUMA Maija	LAT	3.226	23	16.655	15	29.722	21	38.610	19	118.4	73.6	44.050	18	+0.756		
				3.222	23	16.642	21	29.650	20	38.511	18	118.9	73.9	43.954	19	+0.878		
				3.206	20	16.619	19	29.634	22	38.499	20	119.0	73.9	43.971	21	+1.031		
				3.197	18	16.604	19	29.610	20	38.486	21	118.8	73.8	43.956	20	+0.866		
				Total : 2:55.931													+3.467	
19	23	JERIOVA Marketa	CZE	3.220	=19	16.660	16	29.674	13	38.936	25	115.2	71.6	44.710	27	+1.416		
				3.202	17	16.620	=15	29.590	=14	38.385	13	119.3	74.1	43.764	13	+0.688		
				3.207	=21	16.620	20	29.564	16	38.403	15	119.4	74.2	43.845	14	+0.905		
				3.198	19	16.610	20	29.592	=16	38.393	14	119.4	74.2	43.811	12	+0.721		
				Total : 2:56.130													+3.666	
20	19	TSCUCLIB Oryslava	UKR	3.179	=8	16.621	11	29.691	15	38.714	23	116.8	72.5	44.274	22	+0.980		
				3.206	19	16.625	17	29.635	19	38.490	17	119.1	74.0	43.942	17	+0.866		
				3.172	8	16.584	=11	29.616	18	38.534	22	118.2	73.4	44.060	23	+1.120		
				3.171	8	16.585	13	29.592	=16	38.485	20	118.4	73.6	44.005	21	+0.915		
				Total : 2:56.281													+3.817	
21	18	SABOLOVA Veronika	SVK	3.196	13	16.637	12	29.711	=18	38.582	15	118.5	73.6	44.021	15	+0.727		
				3.189	10	16.614	14	29.660	=21	38.588	24	118.1	73.4	44.113	24	+1.037		
				3.190	16	16.611	18	29.584	17	38.451	17	119.1	74.0	43.947	19	+1.007		
				3.192	=15	16.629	23	29.737	23	38.706	24	117.5	73.0	44.231	24	+1.141		
				Total : 2:56.312													+3.848	



WOMEN'S SINGLES
SIMPLE DAMES

UTAH OLYMPIC PARK WED 13 FEB 2002 / MER 13 FEV 2002 START TIME / DEBUT 17:25



Rk	Start No.	Name	NOC	Start Time	Rk	Int.1	Rk	Int.2	Rk	Int.3	Rk	Speed (km/h)	Speed (mph)	Finish Time	Rk	Time Behind	RM
22	20	FEICHTER Maria	ITA	3.231	25	16.675	21	29.698	16	38.591	17	118.2	73.4	44.042	17	+0.748	
				3.237	26	16.700	26	29.660 =21	38.531	20	119.0	73.9	43.999	20	+0.923		
				3.265	26	16.699	26	29.697	23	38.568	23	119.0	73.9	44.050	22	+1.110	
				3.230	26	16.681	26	29.804	25	38.815	25	116.7	72.5	44.359	25	+1.269	
														Total :	2:56.450	+3.986	
23	21	PAUL Angela	NZL	3.210	17	16.661	17	29.864	25	38.869	24	116.8	72.6	44.407	23	+1.113	
				3.198	15	16.610 =11	29.614 =16	38.544	21	118.2	73.4	44.256	25	+1.180			
				3.184	13	16.584 =11	29.534	14	38.420	16	119.1	74.0	43.943	18	+1.003		
				3.192 =15	16.576	11	29.533	13	38.406	16	119.1	74.0	43.869	19	+0.779		
														Total :	2:56.475	+4.011	
24	29	OUGIER Melanie	FRA	3.227	24	16.712	25	29.796	22	38.713	22	118.1	73.4	44.228	21	+0.934	
				3.210 =20	16.685	24	29.716	24	38.581	23	118.8	73.8	44.055	21	+0.979		
				3.207 =21	16.671	25	29.734	25	38.636	25	118.4	73.6	44.161	25	+1.221		
				3.215	24	16.659	24	29.689	22	38.561	22	118.8	73.8	44.043	22	+0.953	
														Total :	2:56.487	+4.023	
25	25	KOBAYASHI Yumie	JPN	3.246	26	16.734	26	29.818	24	38.707	21	118.5	73.6	44.192	19	+0.898	
				3.225	25	16.690	25	29.736	25	38.610	25	118.7	73.7	44.107	23	+1.031	
				3.227	25	16.669	24	29.699	24	38.608	24	118.8	73.8	44.149	24	+1.209	
				3.227	25	16.672	25	29.738	24	38.659	23	118.4	73.5	44.215	23	+1.125	
														Total :	2:56.663	+4.199	
26	26	ABERNATHY Anne	ISV	3.269	27	16.817	27	29.996	27	38.969	26	117.3	72.9	44.491	24	+1.197	
				3.292	28	16.869	27	30.134	28	39.162	28	116.7	72.5	44.740	28	+1.664	
				3.267	27	16.799	27	29.963	27	38.991	26	117.3	72.9	44.619	26	+1.679	
				3.266	28	16.767	27	29.880	27	38.885	26	117.6	73.0	44.579	26	+1.489	
														Total :	2:58.429	+5.965	
27	22	SKULKINA Anastasia	RUS	3.199	14	16.684	23	29.951	26	39.004	27	116.4	72.3	44.657	26	+1.363	
				3.199	16	16.665	23	29.825	26	38.842	26	117.0	72.7	44.464	26	+1.388	
				3.182	12	16.632	23	29.779	26	39.043	27	115.5	71.7	44.934	28	+1.994	
				3.180	12	16.603	18	29.872	26	39.086	28	114.0	70.8	44.800	28	+1.710	
														Total :	2:58.855	+6.391	
28	27	BROWNE Dinah	ISV	3.371	28	17.403	28	30.809	28	39.934	28	115.5	71.7	45.603	28	+2.309	
				3.269	27	16.876	28	30.055	27	39.021	27	117.4	72.9	44.585	27	+1.509	
				3.282	28	16.874	28	30.141	28	39.225	28	116.2	72.2	44.857	27	+1.917	
				3.264	27	16.820	28	29.976	28	39.052	27	117.0	72.7	44.700	27	+1.610	
														Total :	2:59.745	+7.281	
28	BOCCALANDRO Iginia	VEN	3.406	29	17.933	29	31.969	29	44.473	29	100.3	62.3			DNF		



WOMEN'S SINGLES
SIMPLE DAMES

UTAH OLYMPIC PARK WED 13 FEB 2002 / MER 13 FEV 2002 START TIME / DEBUT 17:25

Rk	Start No.	Name	NOC	Start Time	Rk	Int.1	Rk	Int.2	Rk	Int.3	Rk	Speed (km/h) (mph)	Finish Time	Rk	Time Behind	RM
----	-----------	------	-----	------------	----	-------	----	-------	----	-------	----	--------------------	-------------	----	-------------	----

 Race Director	 Jury President
--	--

LEGEND

Rk	Rank	km/h	kilometers per hour	DNF	Did not finish
Int.	Intermediate time	mph	miles per hour		
RM	Record mark	SR	Start Record		



WOMEN'S SINGLES RUN 4
SIMPLE DAMES, 4e DESCENTE

UTAH OLYMPIC PARK WED 13 FEB 2002 / MER 13 FEV 2002 START TIME / DEBUT 17:25

Track Records					
Name	NOC	Start Time	Finish Time	Date	Run No.
KRAUSHAAR Silke	GER	3.100		13 FEB 2002	4
OTTO Sylke	GER		42.940	13 FEB 2002	3

Rk	Start No.	Name	NOC	Start Time	Rk	S-1	Rk	1-2	Rk	2-3	Rk	3-F	Rk	Speed (km/h)	(mph)	Finish Time	Rk	Time Behind
1	2	OTTO Sylke	GER	3.164	5	13.314	1	12.908	3	8.697	3	5.273	=1	120.7	75.0	43.356	3	+0.062
				3.163	5	13.302	=1	12.801	1	8.598	1	5.212	1	121.9	75.7	43.076	1	0.000
				3.154	=5	13.256	1	12.753	1	8.569	1	5.208	1	122.3	76.0	42.940	1	0.000
				3.164	=6	13.269	1	12.803	=1	8.633	2	5.223	1	121.7	75.6	43.092	2	+0.002
				Total : 2:52.464														0.000
2	8	NIEDERNHUBER Bart	GER	3.154	4	13.364	3	12.890	1	8.665	1	5.273	=1	121.0	75.1	43.346	2	+0.052
				3.146	2	13.326	3	12.820	2	8.610	2	5.232	2	121.6	75.6	43.134	2	+0.058
				3.148	4	13.347	5	12.825	2	8.638	2	5.257	2	121.4	75.4	43.215	3	+0.275
				3.146	3	13.307	3	12.803	=1	8.604	1	5.230	2	121.9	75.7	43.090	1	0.000
				Total : 2:52.785														+0.321
3	4	KRAUSHAAR Silke	GER	3.110	1	13.323	2	12.891	2	8.684	2	5.286	3	120.7	75.0	43.294	1	0.000
				3.103	1	13.302	=1	12.850	3	8.636	3	5.333	8	121.3	75.4	43.224	3	+0.148
				3.103	1	13.292	2	12.848	3	8.659	3	5.293	3	121.1	75.2	43.195	2	+0.255
				3.100	1	13.275	2	12.839	3	8.657	3	5.281	4	121.2	75.3	43.152	3	+0.062
				Total : 2:52.865														+0.401
4	11	NEUNER Angelika	AUT	3.220	=19	13.446	17	12.960	5	8.734	5	5.323	5	120.0	74.6	43.683	5	+0.389
				3.210	=20	13.421	=16	12.894	4	8.655	4	5.260	3	121.0	75.1	43.440	4	+0.364
				3.215	=23	13.408	15	12.915	10	8.716	5	5.347	7	120.4	74.8	43.601	8	+0.661
				3.212	23	13.400	16	12.885	5	8.670	4	5.271	3	120.8	75.0	43.438	5	+0.348
				Total : 2:54.162														+1.698
5	6	WILCZAK Becky	USA	3.148	3	13.388	4	12.931	4	8.723	4	5.319	4	120.2	74.6	43.509	4	+0.215
				3.162	4	13.384	7	12.910	6	8.714	6	5.311	=4	120.2	74.7	43.481	5	+0.405
				3.145	3	13.350	6	12.870	4	8.709	4	5.346	6	120.5	74.9	43.420	4	+0.480
				3.150	4	13.350	4	12.890	6	8.963	23	5.491	21	117.7	73.1	43.844	17	+0.754
				Total : 2:54.254														+1.790
6	12	LUDAN Lilia	UKR	3.222	=21	13.443	15	12.986	8	8.789	8	5.360	6	119.4	74.2	43.800	9	+0.506
				3.224	24	13.415	11	12.902	5	8.755	8	5.327	6	120.0	74.5	43.623	7	+0.547
				3.215	=23	13.390	11	12.905	8	8.724	7	5.331	4	120.4	74.8	43.565	6	+0.625
				3.210	22	13.384	=10	12.903	7	8.708	6	5.306	5	120.5	74.9	43.511	6	+0.421
				Total : 2:54.499														+2.035
7	10	MANZENREITER Sonj	AUT	3.203	=15	13.476	23	13.026	16	8.785	6	5.374	7	119.4	74.1	43.864	10	+0.570
				3.193	=12	13.427	20	12.911	7	8.698	5	5.311	=4	120.6	74.9	43.540	6	+0.464
				3.187	=14	13.407	14	12.916	11	8.725	8	5.350	8	120.4	74.8	43.585	7	+0.645
				3.186	14	13.394	=12	12.919	9	8.717	7	5.332	7	120.3	74.7	43.548	8	+0.458
				Total : 2:54.537														+2.073



WOMEN'S SINGLES RUN 4
SIMPLE DAMES, 4e DESCENTE

UTAH OLYMPIC PARK WED 13 FEB 2002 / MER 13 FEV 2002 START TIME / DEBUT 17:25

Rk	Start No.	Name	NOC	Start Time	Rk	S-1	Rk	1-2	Rk	2-3	Rk	3-F	Rk	Speed (km/h)	Speed (mph)	Finish Time	Rk	Time Behind																							
8	5	HAYDEN Ashley	USA	3.146	2	13.402	7	13.009	10	8.812	10	5.396	10	119.2	74.0	43.765	6	+0.471																							
				3.151	3	13.383	=5	12.930	8	8.790	13	5.391	14	119.7	74.4	43.645	8	+0.569																							
				3.136	2	13.343	3	12.890	5	8.722	6	5.337	5	120.4	74.8	43.428	5	+0.488																							
				3.126	2	13.353	=5	13.037	22	8.869	17	5.435	16	118.4	73.6	43.820	13	+0.730																							
Total : 2:54.658																																		+2.194							
9	9	ORLOVA Anna	LAT	3.186	10	13.393	6	12.979	7	8.815	=11	5.422	12	119.2	74.0	43.795	8	+0.501																							
				3.183	9	13.383	=5	12.932	9	8.772	11	5.388	13	119.9	74.5	43.658	10	+0.582																							
				3.176	=10	13.369	7	12.939	13	8.774	12	5.384	11	119.7	74.3	43.642	10	+0.702																							
				3.179	11	13.356	7	12.940	11	8.777	10	5.392	11	119.7	74.4	43.644	10	+0.554																							
Total : 2:54.739																																				+2.275					
10	1	GAILE Iluta	LAT	3.168	6	13.404	8	12.997	9	8.805	9	5.405	11	119.1	74.0	43.779	7	+0.485																							
				3.181	8	13.422	18	12.948	10	8.752	7	5.488	21	119.9	74.5	43.791	14	+0.715																							
				3.168	7	13.375	9	12.949	15	8.783	13	5.381	10	119.7	74.4	43.656	11	+0.716																							
				3.164	=6	13.397	15	13.034	21	8.816	=14	5.436	17	119.3	74.1	43.847	18	+0.757																							
Total : 2:55.073																																					+2.609				
11	7	EDER Simone	AUT	3.222	=21	13.475	22	13.014	=11	8.787	7	5.382	8	119.5	74.2	43.880	11	+0.586																							
				3.213	22	13.443	22	12.960	=11	8.776	12	5.368	10	119.7	74.3	43.760	12	+0.684																							
				3.192	17	13.394	12	12.906	9	8.756	9	5.576	24	120.0	74.5	43.824	13	+0.884																							
				3.193	17	13.394	=12	12.926	10	8.759	9	5.366	9	119.9	74.5	43.638	9	+0.548																							
Total : 2:55.102																																						+2.638			
12	17	LAUSCHER Regan	CAN	3.190	=11	13.418	=9	13.042	17	8.890	17	5.461	18	118.7	73.7	44.001	14	+0.707																							
				3.193	=12	13.417	12	12.974	15	8.765	9	5.332	7	119.7	74.4	43.681	11	+0.605																							
				3.176	=10	13.379	10	12.934	12	8.760	10	5.366	9	120.0	74.6	43.615	9	+0.675																							
				3.175	9	13.382	9	13.024	18	8.843	16	5.397	12	118.9	73.9	43.821	14	+0.731																							
Total : 2:55.118																																							+2.654		
13	15	ZABLOCKI Courtney	USA	3.172	7	13.392	5	13.017	13	8.893	=18	5.460	17	118.3	73.5	43.934	13	+0.640																							
				3.169	6	13.380	4	13.005	18	9.003	26	5.546	24	117.6	73.1	44.103	22	+1.027																							
				3.154	=5	13.344	4	12.894	6	8.785	14	5.557	23	120.6	74.9	43.734	12	+0.794																							
				3.151	5	13.353	=5	12.863	4	8.687	5	5.329	6	121.1	75.2	43.383	4	+0.293																							
Total : 2:55.154																																								+2.690	
14	13	KLIMENKO Margarita	RUS	3.214	18	13.448	18	13.021	14	8.815	=11	5.391	9	119.1	74.0	43.889	12	+0.595																							
				3.203	18	13.428	21	13.033	23	8.865	=19	5.422	15	118.4	73.6	43.951	18	+0.875																							
				3.202	19	13.424	22	13.002	19	8.845	17	5.447	14	119.2	74.0	43.920	17	+0.980																							
				3.201	21	13.396	14	12.979	13	8.816	=14	5.408	13	119.3	74.1	43.800	11	+0.710																							
Total : 2:55.560																																									+3.096



WOMEN'S SINGLES RUN 4
SIMPLE DAMES, 4e DESCENTE

UTAH OLYMPIC PARK WED 13 FEB 2002 / MER 13 FEV 2002 START TIME / DEBUT 17:25

Rk	Start No.	Name	NOC	Start Time	Rk	S-1	Rk	1-2	Rk	2-3	Rk	3-F	Rk	Speed (km/h) (mph)	Finish Time	Rk	Time Behind	
15	14	ANTONOVA Anastasia	RUS	3.190	=11	13.459	21	13.070	=19	8.870	13	5.445	15	118.4	73.5	44.034	16	+0.740
				3.191	11	13.421	=16	12.978	16	8.821	16	5.429	16	119.3	74.1	43.840	16	+0.764
				3.187	=14	13.411	16	13.019	=21	8.888	22	5.462	15	118.4	73.5	43.967	20	+1.027
				3.183	13	13.411	18	13.007	=16	8.801	=11	5.426	15	119.3	74.1	43.828	15	+0.738
Total : 2:55.669																	+3.205	
16	16	SCHIEFER Waltraud	ITA	3.203	=15	13.449	19	13.147	24	8.906	20	5.504	20	117.5	73.0	44.209	20	+0.915
				3.195	14	13.410	9	13.009	20	8.807	15	5.377	11	119.0	74.0	43.798	15	+0.722
				3.197	18	13.413	=18	13.019	=21	8.835	15	5.415	12	119.0	73.9	43.879	15	+0.939
				3.200	20	13.417	21	13.025	19	8.803	13	5.385	10	119.2	74.0	43.830	16	+0.740
Total : 2:55.716																	+3.252	
17	3	OBKIRCHER Natalie	ITA	3.179	=8	13.418	=9	12.977	6	9.019	24	6.039	28	119.2	74.1	44.632	25	+1.338
				3.177	7	13.392	8	12.970	=13	8.771	10	5.347	9	119.6	74.3	43.657	9	+0.581
				3.173	9	13.373	8	12.899	7	8.766	11	5.694	27	120.3	74.7	43.905	16	+0.965
				3.176	10	13.380	8	12.911	8	8.733	8	5.333	8	120.4	74.8	43.533	7	+0.443
Total : 2:55.727																	+3.263	
18	24	TIRUMA Maija	LAT	3.226	23	13.429	11	13.067	18	8.888	15	5.440	14	118.4	73.6	44.050	18	+0.756
				3.222	23	13.420	15	13.008	19	8.861	18	5.443	17	118.9	73.9	43.954	19	+0.878
				3.206	20	13.413	=18	13.015	20	8.865	18	5.472	16	119.0	73.9	43.971	21	+1.031
				3.197	18	13.407	17	13.006	15	8.876	20	5.470	19	118.8	73.8	43.956	20	+0.866
Total : 2:55.931																	+3.467	
19	23	JERIOVA Marketa	CZE	3.220	=19	13.440	12	13.014	=11	9.262	28	5.774	27	115.2	71.6	44.710	27	+1.416
				3.202	17	13.418	13	12.970	=13	8.795	14	5.379	12	119.3	74.1	43.764	13	+0.688
				3.207	=21	13.413	=18	12.944	14	8.839	16	5.442	13	119.4	74.2	43.845	14	+0.905
				3.198	19	13.412	19	12.982	14	8.801	=11	5.418	14	119.4	74.2	43.811	12	+0.721
Total : 2:56.130																	+3.666	
20	19	TSCUCLIB Oryslava	UKR	3.179	=8	13.442	14	13.070	=19	9.023	25	5.560	24	116.8	72.5	44.274	22	+0.980
				3.206	19	13.419	14	13.010	21	8.855	17	5.452	18	119.1	74.0	43.942	17	+0.866
				3.172	8	13.412	17	13.032	24	8.918	25	5.526	21	118.2	73.4	44.060	23	+1.120
				3.171	8	13.414	20	13.007	=16	8.893	21	5.520	22	118.4	73.6	44.005	21	+0.915
Total : 2:56.281																	+3.817	
21	18	SABOLOVA Veronika	SVK	3.196	13	13.441	13	13.074	21	8.871	14	5.439	13	118.5	73.6	44.021	15	+0.727
				3.189	10	13.425	19	13.046	=24	8.928	23	5.525	23	118.1	73.4	44.113	24	+1.037
				3.190	16	13.421	21	12.973	17	8.867	19	5.496	18	119.1	74.0	43.947	19	+1.007
				3.192	=15	13.437	23	13.108	24	8.969	24	5.525	23	117.5	73.0	44.231	24	+1.141
Total : 2:56.312																	+3.848	



WOMEN'S SINGLES RUN 4
SIMPLE DAMES, 4e DESCENTE

UTAH OLYMPIC PARK WED 13 FEB 2002 / MER 13 FEV 2002 START TIME / DEBUT 17:25

Rk	Start No.	Name	NOC	Start Time	Rk	S-1	Rk	1-2	Rk	2-3	Rk	3-F	Rk	Speed (km/h)	Speed (mph)	Finish Time	Rk	Time Behind
22	20	FEICHTER Maria	ITA	3.231	25	13.444	16	13.023	15	8.893 =18	5.451	16	118.2	73.4	44.042	17	+0.748	
				3.237	26	13.463	23	12.960 =11	8.871	21	5.468	19	119.0	73.9	43.999	20	+0.923	
				3.265	26	13.434	23	12.998	18	8.871	20	5.482	17	119.0	73.9	44.050	22	+1.110
				3.230	26	13.451	26	13.123	26	9.011	26	5.544	24	116.7	72.5	44.359	25	+1.269
Total : 2:56.450 +3.986																		
23	21	PAUL Angela	NZL	3.210	17	13.451	20	13.203	26	9.005	23	5.538	23	116.8	72.6	44.407	23	+1.113
				3.198	15	13.412	10	13.004	17	8.930	24	5.712	28	118.2	73.4	44.256	25	+1.180
				3.184	13	13.400	13	12.950	16	8.886	21	5.523	19	119.1	74.0	43.943	18	+1.003
				3.192 =15	13.384 =10	12.957	12	8.873	19	5.463	18	119.1	74.0	43.869	19	+0.779		
Total : 2:56.475 +4.011																		
24	29	OUGIER Melanie	FRA	3.227	24	13.485 =24	13.084 =22	8.917	21	5.515	21	118.1	73.4	44.228	21	+0.934		
				3.210 =20	13.475	26	13.031	22	8.865 =19	5.474	20	118.8	73.8	44.055	21	+0.979		
				3.207 =21	13.464	26	13.063	25	8.902	23	5.525	20	118.4	73.6	44.161	25	+1.221	
				3.215	24	13.444	24	13.030	20	8.872	18	5.482	20	118.8	73.8	44.043	22	+0.953
Total : 2:56.487 +4.023																		
25	25	KOBAYASHI Yumie	JPN	3.246	26	13.488	26	13.084 =22	8.889	16	5.485	19	118.5	73.6	44.192	19	+0.898	
				3.225	25	13.465	24	13.046 =24	8.874	22	5.497	22	118.7	73.7	44.107	23	+1.031	
				3.227	25	13.442	24	13.030	23	8.909	24	5.541	22	118.8	73.8	44.149	24	+1.209
				3.227	25	13.445	25	13.066	23	8.921	22	5.556	25	118.4	73.5	44.215	23	+1.125
Total : 2:56.663 +4.199																		
26	26	ABERNATHY Anne	ISV	3.269	27	13.548	27	13.179	25	8.973	22	5.522	22	117.3	72.9	44.491	24	+1.197
				3.292	28	13.577	27	13.265	28	9.028	28	5.578	26	116.7	72.5	44.740	28	+1.664
				3.267	27	13.532	27	13.164	27	9.028	26	5.628	25	117.3	72.9	44.619	26	+1.679
				3.266	28	13.501	27	13.113	25	9.005	25	5.694	27	117.6	73.0	44.579	26	+1.489
Total : 2:58.429 +5.965																		
27	22	SKULKINA Anastasia	RUS	3.199	14	13.485 =24	13.267	27	9.053	26	5.653	25	116.4	72.3	44.657	26	+1.363	
				3.199	16	13.466	25	13.160	26	9.017	27	5.622	27	117.0	72.7	44.464	26	+1.388
				3.182	12	13.450	25	13.147	26	9.264	28	5.891	28	115.5	71.7	44.934	28	+1.994
				3.180	12	13.423	22	13.269	28	9.214	28	5.714	28	114.0	70.8	44.800	28	+1.710
Total : 2:58.855 +6.391																		
28	27	BROWNE Dinah	ISV	3.371	28	14.032	28	13.406	28	9.125	27	5.669	26	115.5	71.7	45.603	28	+2.309
				3.269	27	13.607	28	13.179	27	8.966	25	5.564	25	117.4	72.9	44.585	27	+1.509
				3.282	28	13.592	28	13.267	28	9.084	27	5.632	26	116.2	72.2	44.857	27	+1.917
				3.264	27	13.556	28	13.156	27	9.076	27	5.648	26	117.0	72.7	44.700	27	+1.610
Total : 2:59.745 +7.281																		
28	BOCCALANDRO Iginia	VEN	3.406	29	14.527	29	14.036	29	12.504	29			100.3	62.3			DNF	



WOMEN'S SINGLES RUN 4
SIMPLE DAMES, 4e DESCENTE

UTAH OLYMPIC PARK WED 13 FEB 2002 / MER 13 FEV 2002 START TIME / DEBUT 17:25

Rk	Start No.	Name	NOC	Start Time	Rk	S-1	Rk	1-2	Rk	2-3	Rk	3-F	Rk	Speed (km/h)	(mph)	Finish Time	Rk	Time Behind
----	-----------	------	-----	------------	----	-----	----	-----	----	-----	----	-----	----	--------------	-------	-------------	----	-------------

LEGEND

Rk Rank
Int. Intermediate time
S-1, 1-2, 2-3, 3-F Split interval

km/h kilometers per hour
mph miles per hour

DNF Did not finish



WOMEN'S SINGLES / SIMPLE DAMES

UTAH OLYMPIC PARK AS OF WED 13 FEB 2002 - 18:54

Prior to the Games					
Name	NOC	Start Time (sec)	Finish Time (sec)	Date	Run Number
KRAUSHAAR Silke	GER	3.103		10 FEB 2001	
KRAUSHAAR Silke	GER		43.291	10 FEB 2001	

During the Games					
Name	NOC	Start Time (sec)	Finish Time (sec)	Date	Run Number
NIEDERNHUBER Barbara	GER		43.134	12 FEB 2002	2
OTTO Sylke	GER		43.076	12 FEB 2002	2
OTTO Sylke	GER		42.940	13 FEB 2002	3
KRAUSHAAR Silke	GER	3.100		13 FEB 2002	4



Doubles



RÉSULTATS - PAR ORDRE DE DÉPART

DOUBLES OFFICIAL TRAINING (SINGLE) RUN 1 DOUBLE, ENTRAÎNEMENT OFFICIEL (SIMPLE), 1ère DESCENTE

UTAH OLYMPIC PARK TUE 12 FEB 2002 / MAR 12 FEV 2002 START TIME / DEBUT 9:40

Start Order No.	Start No.	Name	NOC	Start Time	Rk	Int.1	Rk	Int.2	Rk	Int.3	Rk	Speed (km/h) (mph)	Finish Time	Rk	Time Behind
1	1-2	POTHIER Eric	CAN	3.133	11	16.534	12	29.559	8	38.413	4	119.1 74.0	43.898	3	+0.317
2	2-1	ALBRECHT Grant	CAN	3.112	8	16.478	6	29.618	9	38.578	9	117.8 73.2	44.145	8	+0.564
3	2-2	MOFFAT Mike	CAN	3.142	15	16.573	14	29.638	10	38.633	10	119.1 74.0	44.288	10	+0.707
4	3-2	MARX Walter	SVK	3.143	16	16.610	16	29.749	13	38.715	12	117.7 73.1	44.320	11	+0.739
5	4-1	AVDEEV Oleg	UKR	3.136	14	16.553	13	29.727	12	38.780	13	116.6 72.4	44.433	13	+0.852
6	6-1	TCHABAN Danil	RUS	3.122	9	16.500	11	29.497	5	38.425	5	119.6 74.3	44.054	7	+0.473
7	9-1	SOEDERBERG Anders	SWE	3.135	=12	16.494	=8	29.471	=2	38.272	2	119.5 74.2	43.706	2	+0.125
8	9-2	WALDEN Bengt	SWE	3.088	3	16.408	2	29.372	1	38.161	1	119.6 74.3	43.581	1	0.000
9	10-2	TALEANU Robert	ROM	3.200	21	16.718	21	30.027	19	39.278	19	114.4 71.0	45.099	19	+1.518
10	14-1	OBERSTOLZ Christian	ITA	3.103	7	16.452	5	29.639	11	38.694	11	116.7 72.5	44.348	12	+0.767
11	14-2	GRUBER Patrick	ITA	3.166	19	16.628	19	29.921	17	39.141	17	115.3 71.6	44.963	17	+1.382
12	15-1	PLANKENSTEINER Gerhard	ITA	3.089	4	16.443	4	29.482	4	38.430	6	118.3 73.5	44.030	5	+0.449
13	15-2	HASELRIEDER Oswald	ITA	3.127	10	16.499	10	29.530	7	38.410	3	118.6 73.7	43.926	4	+0.345
14	16-1	SKEL Steffen	GER	3.078	2	16.414	3	29.511	6	38.534	8	117.2 72.8	44.148	9	+0.567
15	16-2	WOELLER Steffen	GER	3.101	6	16.480	7	30.137	21	39.544	21	111.8 69.5	45.426	21	+1.845
16	17-1	LEITNER Patric-Fritz	GER	3.063	1	16.390	1	29.471	=2	38.442	7	117.8 73.2	44.031	6	+0.450
17	17-2	RESCH Alexander	GER	3.095	5	16.494	=8	29.778	14	38.910	14	115.9 72.0	44.679	15	+1.098
18	18-1	OGUCHI Takahisa	JPN	3.144	17	16.616	17	30.030	20	39.513	20	111.0 68.9	45.406	20	+1.825
19	18-2	TAKAHASHI Kei	JPN	3.196	20	16.685	20	29.901	15	38.969	15	116.4 72.3	44.671	14	+1.090
20	19-1	DEINIS Ivars	LAT	3.147	18	16.621	18	29.976	18	39.235	18	114.2 71.0	45.098	18	+1.517
21	19-2	BERZINS Sandris	LAT	3.135	=12	16.600	15	29.908	16	39.040	16	115.9 72.0	44.793	16	+1.212

LEGEND

Rk Rank **km/h** kilometers per hour
Int. Intermediate time **mph** miles per hour

First part of BIB is BIB of doubles sled, second part is position on sled (1: front, 2: back)



RÉSULTATS - PAR ORDRE DE DÉPART

DOUBLES OFFICIAL TRAINING (SINGLE) RUN 2 DOUBLE, ENTRAÎNEMENT OFFICIEL (SIMPLE), 2e DESCENTE

UTAH OLYMPIC PARK TUE 12 FEB 2002 / MAR 12 FEV 2002 START TIME / DEBUT 10:25

Start Order No.	Start No.	Name	NOC	Start Time	Rk	Int.1	Rk	Int.2	Rk	Int.3	Rk	Speed (km/h) (mph)	Finish Time	Rk	Time Behind
1	1-2	POTHIER Eric	CAN	3.114	10	16.554	11	29.666	9	38.628	7	118.1 73.3	44.250	6	+0.434
2	2-1	ALBRECHT Grant	CAN	3.099	6	16.558	12	29.658	8	38.605	5	118.0 73.3	44.228	5	+0.412
3	2-2	MOFFAT Mike	CAN	3.137	=15	16.535	7	29.535	3	38.359	3	119.2 74.1	43.855	2	+0.039
4	3-2	MARX Walter	SVK	3.111	9	16.576	14	29.732	11	38.718	10	117.6 73.0	44.399	10	+0.583
5	4-1	AVDEEV Oleg	UKR	3.130	14	16.589	16	29.766	13	38.801	11	116.8 72.5	44.485	11	+0.669
6	6-1	TCHABAN Danil	RUS	3.137	=15	16.544	10	29.566	4	38.446	4	118.5 73.6	43.993	4	+0.177
7	9-1	SOEDERBERG Anders	SWE	3.128	13	16.542	9	29.508	2	38.352	2	119.0 73.9	43.861	3	+0.045
8	9-2	WALDEN Bengt	SWE	3.098	5	16.456	3	29.448	1	38.288	1	119.1 74.0	43.816	1	0.000
9	10-2	TALEANU Robert	ROM	3.290	21	17.042	21	30.505	20	39.863	20	113.2 70.3	46.297	19	+2.481
10	14-1	OBERSTOLZ Christian	ITA	3.101	7	16.487	5	29.740	12	38.919	13	115.2 71.5	44.776	14	+0.960
11	14-2	GRUBER Patrick	ITA	3.180	19	16.687	19	30.173	18	39.851	19	112.4 69.8	46.463	21	+2.647
12	15-1	PLANKENSTEINER Gerhard	ITA	3.072	2	16.443	1	29.567	5	38.615	6	117.1 72.8	44.357	9	+0.541
13	15-2	HASELRIEDER Oswald	ITA	3.126	=11	16.518	6	29.653	7	38.652	8	117.2 72.8	44.300	7	+0.484
14	16-1	SKEL Steffen	GER	3.074	3	16.470	4	29.711	10	38.813	12	116.3 72.2	44.580	12	+0.764
15	16-2	WOELLER Steffen	GER	3.104	8	16.580	15	29.950	15	39.214	16	114.5 71.1	45.150	16	+1.334
16	17-1	LEITNER Patric-Fritz	GER	3.065	1	16.449	2	29.648	6	38.656	9	117.0 72.7	44.319	8	+0.503
17	17-2	RESCH Alexander	GER	3.087	4	16.536	8	29.840	14	38.977	14	115.5 71.8	44.775	13	+0.959
18	18-1	OGUCHI Takahisa	JPN	3.149	17	16.573	13	30.602	21	40.217	21	110.5 68.6	46.319	20	+2.503
19	18-2	TAKAHASHI Kei	JPN	3.183	20	16.785	20	30.225	19	39.513	18	113.6 70.6	45.438	17	+1.622
20	19-1	DEINIS Ivars	LAT	3.159	18	16.663	18	30.096	17	39.434	17	113.4 70.4	45.439	18	+1.623
21	19-2	BERZINS Sandris	LAT	3.126	=11	16.596	17	29.955	16	39.188	15	115.0 71.4	45.112	15	+1.296

LEGEND

Rk Rank **km/h** kilometers per hour
Int. Intermediate time **mph** miles per hour

First part of BIB is BIB of doubles sled, second part is position on sled (1: front, 2: back)



RÉSULTATS - PAR ORDRE DE DÉPART

DOUBLES OFFICIAL TRAINING RUN 1 DOUBLE, ENTRAÎNEMENT OFFICIEL, 1ère DESCENTE

UTAH OLYMPIC PARK WED 13 FEB 2002 / MER 13 FEV 2002 START TIME / DEBUT 9:30

Start Order No.	Start No.	Name	NOC	Start Time	Rk	Int.1	Rk	Int.2	Rk	Int.3	Rk	Speed (km/h) (mph)	Finish Time	Rk	Time Behind
1	1	MOFFAT Chris POTHIER Eric	CAN	3.124	=7	16.411	5	29.432	11	38.327	10	118.0 73.3	43.785	8	+0.568
2	2	ALBRECHT Grant MOFFAT Mike	CAN	3.123	=5	16.433	8	29.349	7	39.274	18	119.8 74.4			DNF
3	3	MICK Lubomir MARX Walter	SVK	3.150	=13	16.479	12	29.342	6	38.309	8	119.0 73.9	43.946	10	+0.729
4	4	AVDEEV Oleg PANSCHENKO Danylo	UKR	3.139	10	16.451	11	29.415	9	38.242	7	119.6 74.3	43.698	7	+0.481
5	5	KUTZMITCHA Mihail VESELOV Jury	RUS	3.177	17	16.572	17	29.653	=14	38.573	12	118.2 73.4	44.122	12	+0.905
6	6	TCHABAN Danil ZIKOV Evgeniy	RUS	3.167	16	16.484	14	29.589	12	38.908	16	115.5 71.8	45.076	17	+1.859
7	7	LINGER Andreas LINGER Wolfgang	AUT	3.123	=5	16.450	10	29.368	8	38.187	6	119.0 73.9	43.604	6	+0.387
8	8	SCHIEGL Tobias SCHIEGL Markus	AUT	3.097	3	16.419	6	29.326	5	38.069	5	120.1 74.6	43.441	5	+0.224
9	9	SOEDERBERG Anders WALDEN Bengt	SWE	3.128	9	16.481	13	29.895	19	39.949	19	115.5 71.8	47.330	18	+4.113
10	10	STANCIU Cristian TALEANU Robert	ROM	3.201	19	16.648	19	29.812	18	38.925	17	117.3 72.9	44.736	16	+1.519
11	11	RADU Eugen TICAN Marian	ROM	3.158	15	16.541	15	29.635	13	38.567	11	117.9 73.2	44.118	11	+0.901
12	12	GRIMMETTE Mark MARTIN Brian	USA	3.124	=7	16.393	2	29.228	2	37.900	1	121.3 75.3	43.217	1	0.000
13	13	THORPE Chris IVES Clay	USA	3.050	1	16.295	1	29.195	1	37.946	2	120.2 74.7	43.357	3	+0.140
14	14	OBERSTOLZ Christian GRUBER Patrick	ITA	3.145	11	16.442	9	29.730	16	38.755	15	116.9 72.6	44.511	15	+1.294
15	15	PLANKENSTEINER Gerhard HASELRIEDER Oswald	ITA	3.121	4	16.424	7	29.304	3	38.016	4	120.5 74.9	43.376	4	+0.159
16	16	SKEL Steffen WOELLER Steffen	GER	3.090	2	16.394	3	29.416	10	38.320	9	117.7 73.1	43.789	9	+0.572
17	17	LEITNER Patric-Fritz RESCH Alexander	GER	3.150	=13	16.406	4	29.305	4	38.010	3	120.7 75.0	43.326	2	+0.109



RÉSULTATS - PAR ORDRE DE DÉPART

DOUBLES OFFICIAL TRAINING RUN 1 DOUBLE, ENTRAÎNEMENT OFFICIEL, 1ère DESCENTE

UTAH OLYMPIC PARK WED 13 FEB 2002 / MER 13 FEV 2002 START TIME / DEBUT 9:30

Start Order No.	Start No.	Name	NOC	Start Time	Rk	Int.1	Rk	Int.2	Rk	Int.3	Rk	Speed (km/h)	(mph)	Finish Time	Rk	Time Behind
18	18	OGUCHI Takahisa TAKAHASHI Kei	JPN	3.200	18	16.594	18	29.801	17	38.749	14	117.3	72.9	44.275	14	+1.058
19	19	DEINIS Ivars BERZINS Sandris	LAT	3.147	12	16.568	16	29.653	=14	38.584	13	117.9	73.3	44.130	13	+0.913

LEGEND

Rk Rank **km/h** kilometers per hour
Int. Intermediate time **mph** miles per hour

DNF Did not finish



RÉSULTATS - PAR ORDRE DE DÉPART

DOUBLES OFFICIAL TRAINING RUN 2 DOUBLE, ENTRAÎNEMENT OFFICIEL, 2e DESCENTE

UTAH OLYMPIC PARK WED 13 FEB 2002 / MER 13 FEV 2002 START TIME / DEBUT 10:45

Start Order No.	Start No.	Name	NOC	Start Time	Rk	Int.1	Rk	Int.2	Rk	Int.3	Rk	Speed (km/h) (mph)	Finish Time	Rk	Time Behind
1	1	MOFFAT Chris POTHIER Eric	CAN	3.115	=5	16.390	5	29.371	6	38.234	7	119.7 74.3	43.739	8	+0.529
2	2	ALBRECHT Grant MOFFAT Mike	CAN	3.115	=5	16.438	=7	29.411	7	38.307	9	118.5 73.6	43.811	9	+0.601
3	3	MICK Lubomir MARX Walter	SVK	3.142	14	16.503	13	29.505	12	38.372	12	119.3 74.1	43.879	11	+0.669
4	4	AVDEEV Oleg PANSCHENKO Danylo	UKR	3.130	12	16.443	9	29.476	11	38.358	11	118.8 73.8	43.861	10	+0.651
5	5	KUTZMITCHA Mihail VESELOV Jury	RUS	3.165	16	16.587	16	29.817	17	38.915	17	115.6 71.8	44.564	17	+1.354
6	6	TCHABAN Danil ZIKOV Evgeniy	RUS	3.200	18	16.623	18	29.648	16	38.491	14	119.0 73.9	43.958	13	+0.748
7	7	LINGER Andreas LINGER Wolfgang	AUT	3.124	=10	16.466	=11	29.435	10	38.251	8	119.0 73.9	43.709	7	+0.499
8	8	SCHIEGL Tobias SCHIEGL Markus	AUT	3.094	3	16.438	=7	29.543	13	38.432	13	117.8 73.2	43.892	12	+0.682
9	9	SOEDERBERG Anders WALDEN Bengt	SWE	3.119	9	16.454	10	29.429	9	38.355	10	119.9 74.5	44.070	14	+0.860
10	10	STANCIU Cristian TALEANU Robert	ROM	3.216	19	16.696	19	29.888	18	38.922	18	116.7 72.5	44.572	18	+1.362
11	11	RADU Eugen TICAN Marian	ROM	3.153	15	16.552	15	29.638	15	38.569	16	117.6 73.0	44.118	16	+0.908
12	12	GRIMMETTE Mark MARTIN Brian	USA	3.081	2	16.353	2	29.232	2	37.956	2	120.5 74.8	43.313	2	+0.103
13	13	THORPE Chris IVES Clay	USA	3.048	1	16.278	1	29.203	1	38.017	4	119.7 74.3	43.485	4	+0.275
14	14	OBERSTOLZ Christian GRUBER Patrick	ITA	3.116	7	16.384	4	29.350	5	38.137	5	119.7 74.3	43.545	5	+0.335
15	15	PLANKENSTEINER Gerhard HASELRIEDER Oswald	ITA	3.097	4	16.395	6	29.296	4	38.015	3	120.3 74.7	43.375	3	+0.165
16	16	SKEL Steffen WOELLER Steffen	GER	3.137	13	16.466	=11	29.416	8	38.215	6	119.4 74.2	43.603	6	+0.393
17	17	LEITNER Patric-Fritz RESCH Alexander	GER	3.117	8	16.383	3	29.246	3	37.914	1	121.0 75.2	43.210	1	0.000



RÉSULTATS - PAR ORDRE DE DÉPART

DOUBLES OFFICIAL TRAINING RUN 2 DOUBLE, ENTRAÎNEMENT OFFICIEL, 2e DESCENTE

UTAH OLYMPIC PARK WED 13 FEB 2002 / MER 13 FEV 2002 START TIME / DEBUT 10:45

Start Order No.	Start No.	Name	NOC	Start Time	Rk	Int.1	Rk	Int.2	Rk	Int.3	Rk	Speed (km/h)	(mph)	Finish Time	Rk	Time Behind
18	18	OGUCHI Takahisa TAKAHASHI Kei	JPN	3.185	17	16.609	17	30.040	19	39.214	19	114.3	71.0	44.856	19	+1.646
19	19	DEINIS Ivars BERZINS Sandris	LAT	3.124	=10	16.527	14	29.626	14	38.563	15	117.8	73.2	44.094	15	+0.884

LEGEND

Rk Rank **km/h** kilometers per hour
Int. Intermediate time **mph** miles per hour



RÉSULTATS - PAR ORDRE DE DÉPART

DOUBLES OFFICIAL TRAINING RUN 3 DOUBLE, ENTRAÎNEMENT OFFICIEL, 3e DESCENTE

UTAH OLYMPIC PARK THU 14 FEB 2002 / JEU 14 FEV 2002 START TIME / DEBUT 9:15

Start Order No.	Start No.	Name	NOC	Start Time	Rk	Int.1	Rk	Int.2	Rk	Int.3	Rk	Speed (km/h) (mph)	Finish Time	Rk	Time Behind
1	19	DEINIS Ivars BERZINS Sandris	LAT	3.118	6	16.531	8	29.732	8	38.775	9	116.6 72.4	44.414	9	+0.645
2	18	OGUCHI Takahisa TAKAHASHI Kei	JPN	3.203	19	16.661	17	30.008	15	39.210	14	114.2 71.0	44.936	14	+1.167
3	16	SKEL Steffen WOELLER Steffen	GER	3.143	10	16.515	7	29.668	5	38.594	2	118.0 73.3	44.070	2	+0.301
4	17	LEITNER Patric-Fritz RESCH Alexander	GER	3.140	8	16.471	5	29.657	2	38.657	=6	116.7 72.5	44.197	5	+0.428
5	14	OBERSTOLZ Christian GRUBER Patrick	ITA	3.147	13	16.554	12	29.704	7	38.654	5	117.5 73.0	44.217	7	+0.448
6	15	PLANKENSTEINER Gerhard HASELRIEDER Oswald	ITA	3.094	3	16.480	6	29.662	3	38.617	3	117.2 72.8	44.148	3	+0.379
7	12	GRIMMETTE Mark MARTIN Brian	USA	3.100	5	16.464	4	29.663	4	38.622	4	117.4 72.9	44.152	4	+0.383
8	13	THORPE Chris IVES Clay	USA	3.060	1	16.377	1	29.456	1	38.318	1	118.6 73.7	43.769	1	0.000
9	10	STANCIU Cristian TALEANU Robert	ROM	3.201	18	16.726	18	30.098	16	39.289	15	115.1 71.5	45.069	15	+1.300
10	11	RADU Eugen TICAN Marian	ROM	3.175	16	16.657	16	29.996	14	39.107	13	116.0 72.0	44.902	13	+1.133
11	9	SOEDERBERG Anders WALDEN Bengt	SWE	3.126	7	16.544	10	30.487	18	41.346	19	112.0 69.6			DNF
12	7	LINGER Andreas LINGER Wolfgang	AUT	3.146	12	16.587	13	29.741	9	38.674	8	117.6 73.1	44.204	6	+0.435
13	8	SCHIEGL Tobias SCHIEGL Markus	AUT	3.084	2	16.420	2	30.189	17	39.454	16	113.0 70.2	45.187	16	+1.418
14	5	KUTZMITCHA Mihail VESELOV Jury	RUS	3.145	11	16.617	15	29.887	12	38.965	12	116.0 72.1	44.606	11	+0.837
15	6	TCHABAN Danil ZIKOV Evgeniy	RUS	3.186	17	16.589	14	29.986	13	39.605	17	110.6 68.7	45.643	18	+1.874
16	4	AVDEEV Oleg PANSCHENKO Danylo	UKR	3.159	15	16.543	9	29.768	10	38.830	10	116.6 72.4	44.474	10	+0.705
17	3	MICK Lubomir MARX Walter	SVK	3.151	14	16.923	19	30.537	19	39.723	18	114.4 71.1	45.469	17	+1.700



RÉSULTATS - PAR ORDRE DE DÉPART

DOUBLES OFFICIAL TRAINING RUN 3 DOUBLE, ENTRAÎNEMENT OFFICIEL, 3e DESCENTE

UTAH OLYMPIC PARK THU 14 FEB 2002 / JEU 14 FEV 2002 START TIME / DEBUT 9:15

Start Order No.	Start No.	Name	NOC	Start Time	Rk	Int.1	Rk	Int.2	Rk	Int.3	Rk	Speed (km/h)	(mph)	Finish Time	Rk	Time Behind
18	1	MOFFAT Chris POTHIER Eric	CAN	3.097	4	16.436	3	29.678	6	38.657	=6	117.2	72.8	44.227	8	+0.458
19	2	ALBRECHT Grant MOFFAT Mike	CAN	3.142	9	16.553	11	29.792	11	38.901	11	116.4	72.3	44.622	12	+0.853

LEGEND

Rk Rank
Int. Intermediate time

km/h kilometers per hour
mph miles per hour

DNF Did not finish



RÉSULTATS - PAR ORDRE DE DÉPART

DOUBLES OFFICIAL TRAINING RUN 4 DOUBLE, ENTRAÎNEMENT OFFICIEL, 4e DESCENTE

UTAH OLYMPIC PARK THU 14 FEB 2002 / JEU 14 FEV 2002 START TIME / DEBUT 10:10

Start Order No.	Start No.	Name	NOC	Start Time	Rk	Int.1	Rk	Int.2	Rk	Int.3	Rk	Speed (km/h) (mph)	Finish Time	Rk	Time Behind
1	19	DEINIS Ivars BERZINS Sandris	LAT	3.130	8	16.598	14	29.915	16	38.994	15	116.3 72.3	44.670	15	+0.781
2	18	OGUCHI Takahisa TAKAHASHI Kei	JPN	3.161	15	16.605	15	29.897	15	39.048	16	114.7 71.2	44.697	16	+0.808
3	16	SKEL Steffen WOELLER Steffen	GER	3.090	2	16.458	3	29.671	7	38.633	8	117.2 72.8	44.153	7	+0.264
4	17	LEITNER Patric-Fritz RESCH Alexander	GER	3.164	16	16.508	7	29.644	5	38.532	4	118.1 73.4	44.003	2	+0.114
5	14	OBERSTOLZ Christian GRUBER Patrick	ITA	3.149	13	16.562	10	29.794	13	38.827	12	116.6 72.4	44.465	12	+0.576
6	15	PLANKENSTEINER Gerhard HASELRIEDER Oswald	ITA	3.110	5	16.534	9	29.667	6	38.586	6	117.8 73.2	44.104	6	+0.215
7	12	GRIMMETTE Mark MARTIN Brian	USA	3.106	4	16.473	5	29.555	3	38.420	1	118.6 73.7	43.889	1	0.000
8	13	THORPE Chris IVES Clay	USA	3.113	6	16.433	2	29.550	1	38.481	2	118.0 73.3	44.032	3	+0.143
9	10	STANCIU Cristian TALEANU Robert	ROM	3.191	19	16.711	19	30.119	18	39.370	19	114.5 71.1	45.216	19	+1.327
10	11	RADU Eugen TICAN Marian	ROM	3.180	17	16.700	18	30.161	19	39.360	18	114.4 71.1	45.113	18	+1.224
11	9	SOEDERBERG Anders WALDEN Bengt	SWE	3.143	11	16.586	13	29.791	12	38.752	11	117.6 73.0	44.295	9	+0.406
12	7	LINGER Andreas LINGER Wolfgang	AUT	3.129	7	16.493	6	29.642	4	38.603	7	117.2 72.8	44.159	8	+0.270
13	8	SCHIEGL Tobias SCHIEGL Markus	AUT	3.146	12	16.565 =11		29.685	8	38.575	5	118.1 73.4	44.050	4	+0.161
14	5	KUTZMITCHA Mihail VESELOV Jury	RUS	3.138	9	16.608	16	29.891	14	38.976	14	116.0 72.1	44.643	14	+0.754
15	6	TCHABAN Danil ZIKOV Evgeniy	RUS	3.184	18	16.634	17	29.935	17	39.164	17	115.1 71.5	44.979	17	+1.090
16	4	AVDEEV Oleg PANSCHENKO Danylo	UKR	3.150	14	16.527	8	29.715	10	38.734	9	117.0 72.7	44.354	11	+0.465
17	3	MICK Lubomir MARX Walter	SVK	3.140	10	16.565 =11		29.737	11	38.736	10	117.0 72.7	44.321	10	+0.432



RÉSULTATS - PAR ORDRE DE DÉPART

DOUBLES OFFICIAL TRAINING RUN 4 DOUBLE, ENTRAÎNEMENT OFFICIEL, 4e DESCENTE

UTAH OLYMPIC PARK THU 14 FEB 2002 / JEU 14 FEV 2002 START TIME / DEBUT 10:10

Start Order No.	Start No.	Name	NOC	Start Time	Rk	Int.1	Rk	Int.2	Rk	Int.3	Rk	Speed (km/h)	(mph)	Finish Time	Rk	Time Behind
18	1	MOFFAT Chris POTHIER Eric	CAN	3.081	1	16.427	1	29.552	2	38.514	3	117.6	73.0	44.084	5	+0.195
19	2	ALBRECHT Grant MOFFAT Mike	CAN	3.103	3	16.468	4	29.699	9	38.831	13	116.4	72.3	44.638	13	+0.749

LEGEND

Rk Rank **km/h** kilometers per hour
Int. Intermediate time **mph** miles per hour



RÉSULTATS - PAR ORDRE DE DÉPART

DOUBLES OFFICIAL TRAINING RUN 5 DOUBLE, ENTRAÎNEMENT OFFICIEL, 5e DESCENTE

UTAH OLYMPIC PARK THU 14 FEB 2002 / JEU 14 FEV 2002 START TIME / DEBUT 11:20

Start Order No.	Start No.	Name	NOC	Start Time	Rk	Int.1	Rk	Int.2	Rk	Int.3	Rk	Speed (km/h) (mph)	Finish Time	Rk	Time Behind
1	19	DEINIS Ivars BERZINS Sandris	LAT	3.113	8	16.585	14	29.853	16	38.882	15	116.9 72.6	44.551	14	+0.928
2	18	OGUCHI Takahisa TAKAHASHI Kei	JPN	3.174	17	16.601	15	29.805	13	38.835	13	116.8 72.5	44.481	12	+0.858
3	16	SKEL Steffen WOELLER Steffen	GER	3.075	1	16.441	2	29.526	3	38.534	7	117.6 73.0	44.177	7	+0.554
4	17	LEITNER Patric-Fritz RESCH Alexander	GER	3.125	10	16.500	7	29.475	2	38.232	1	119.9 74.5	43.623	1	0.000
5	14	OBERSTOLZ Christian GRUBER Patrick	ITA	3.109	=6	16.490	6	29.642	8	38.592	8	117.7 73.1	44.188	8	+0.565
6	15	PLANKENSTEINER Gerhard HASELRIEDER Oswald	ITA	3.103	4	16.510	8	29.611	7	38.515	6	118.2 73.4	44.055	6	+0.432
7	12	GRIMMETTE Mark MARTIN Brian	USA	3.123	9	16.478	5	29.564	5	38.470	4	118.2 73.4	44.012	5	+0.389
8	13	THORPE Chris IVES Clay	USA	3.105	5	16.386	1	29.448	1	38.309	2	119.1 74.0	43.809	2	+0.186
9	10	STANCIU Cristian TALEANU Robert	ROM	3.177	18	16.708	18	30.095	19	39.302	18	114.7 71.3	45.114	18	+1.491
10	11	RADU Eugen TICAN Marian	ROM	3.156	15	16.710	19	30.073	18	39.317	19	114.9 71.4	45.190	19	+1.567
11	9	SOEDERBERG Anders WALDEN Bengt	SWE	3.128	11	16.579	13	29.813	14	38.826	12	117.0 72.7	44.565	15	+0.942
12	7	LINGER Andreas LINGER Wolfgang	AUT	3.109	=6	16.526	9	29.595	6	38.473	5	118.5 73.6	43.995	4	+0.372
13	8	SCHIEGL Tobias SCHIEGL Markus	AUT	3.090	2	16.452	3	29.529	4	38.434	3	117.9 73.2	43.956	3	+0.333
14	5	KUTZMITCHA Mihail VESELOV Jury	RUS	3.136	12	16.612	16	29.877	17	38.954	16	116.2 72.2	44.643	16	+1.020
15	6	TCHABAN Danil ZIKOV Evgeniy	RUS	3.190	19	16.634	17	29.821	15	38.856	14	116.8 72.6	44.529	13	+0.906
16	4	AVDEEV Oleg PANSCHENKO Danylo	UKR	3.161	16	16.553	12	29.748	10	38.766	10	116.9 72.6	44.389	10	+0.766
17	3	MICK Lubomir MARX Walter	SVK	3.137	13	16.545	10	29.749	11	38.783	11	116.8 72.6	44.443	11	+0.820



RÉSULTATS - PAR ORDRE DE DÉPART

DOUBLES OFFICIAL TRAINING RUN 5 DOUBLE, ENTRAÎNEMENT OFFICIEL, 5e DESCENTE

UTAH OLYMPIC PARK THU 14 FEB 2002 / JEU 14 FEV 2002 START TIME / DEBUT 11:20

Start Order No.	Start No.	Name	NOC	Start Time	Rk	Int.1	Rk	Int.2	Rk	Int.3	Rk	Speed (km/h)	(mph)	Finish Time	Rk	Time Behind
18	1	MOFFAT Chris POTHIER Eric	CAN	3.102	3	16.472	4	29.645	9	38.683	9	116.8	72.6	44.322	9	+0.699
19	2	ALBRECHT Grant MOFFAT Mike	CAN	3.139	14	16.548	11	29.802	12	39.041	17	116.0	72.0	44.932	17	+1.309

LEGEND

Rk Rank **km/h** kilometers per hour
Int. Intermediate time **mph** miles per hour



ANALYSE DE LA COURSE - PAR RANG

DOUBLES OFFICIAL TRAINING (SINGLE) RUN 1 DOUBLE, ENTRAÎNEMENT OFFICIEL (SIMPLE), 1ère DESCENTE

UTAH OLYMPIC PARK TUE 12 FEB 2002 / MAR 12 FEV 2002 START TIME / DEBUT 9:40

Rk	Start No.	Name	NOC	Start Time	Rk	S-1	Rk	1-2	Rk	2-3	Rk	3-F	Rk	Speed (km/h)	(mph)	Finish Time	Time Behind
1	9-2	WALDEN Bengt	SWE	3.088	3	13.320	1	12.964	1	8.789	1	5.420	1	119.6	74.3	43.581	0.000
2	9-1	SOEDERBERG Anders	SWE	3.135	=12	13.359	6	12.977	2	8.801	2	5.434	2	119.5	74.2	43.706	+0.125
3	1-2	POTHIER Eric	CAN	3.133	11	13.401	12	13.025	4	8.854	3	5.485	3	119.1	74.0	43.898	+0.317
4	15-2	HASELRIEDER Oswald	ITA	3.127	10	13.372	8	13.031	5	8.880	4	5.516	4	118.6	73.7	43.926	+0.345
5	15-1	PLANKENSTEINER Gerhard	ITA	3.089	4	13.354	5	13.039	6	8.948	6	5.600	7	118.3	73.5	44.030	+0.449
6	17-1	LEITNER Patric-Fritz	GER	3.063	1	13.327	2	13.081	8	8.971	9	5.589	6	117.8	73.2	44.031	+0.450
7	6-1	TCHABAN Danil	RUS	3.122	9	13.378	9	12.997	3	8.928	5	5.629	10	119.6	74.3	44.054	+0.473
8	2-1	ALBRECHT Grant	CAN	3.112	8	13.366	7	13.140	11	8.960	7	5.567	5	117.8	73.2	44.145	+0.564
9	16-1	SKEL Steffen	GER	3.078	2	13.336	3	13.097	9	9.023	11	5.614	9	117.2	72.8	44.148	+0.567
10	2-2	MOFFAT Mike	CAN	3.142	15	13.431	14	13.065	7	8.995	10	5.655	13	119.1	74.0	44.288	+0.707
11	3-2	MARX Walter	SVK	3.143	16	13.467	17	13.139	10	8.966	8	5.605	8	117.7	73.1	44.320	+0.739
12	14-1	OBERSTOLZ Christian	ITA	3.103	7	13.349	4	13.187	13	9.055	13	5.654	12	116.7	72.5	44.348	+0.767
13	4-1	AVDEEV Oleg	UKR	3.136	14	13.417	13	13.174	12	9.053	12	5.653	11	116.6	72.4	44.433	+0.852
14	18-2	TAKAHASHI Kei	JPN	3.196	20	13.489	20	13.216	14	9.068	14	5.702	14	116.4	72.3	44.671	+1.090
15	17-2	RESCH Alexander	GER	3.095	5	13.399	11	13.284	15	9.132	=15	5.769	16	115.9	72.0	44.679	+1.098
16	19-2	BERZINS Sandris	LAT	3.135	=12	13.465	16	13.308	17	9.132	=15	5.753	15	115.9	72.0	44.793	+1.212
17	14-2	GRUBER Patrick	ITA	3.166	19	13.462	15	13.293	16	9.220	17	5.822	18	115.3	71.6	44.963	+1.382
18	19-1	DEINIS Ivars	LAT	3.147	18	13.474	19	13.355	19	9.259	19	5.863	19	114.2	71.0	45.098	+1.517
19	10-2	TALEANU Robert	ROM	3.200	21	13.518	21	13.309	18	9.251	18	5.821	17	114.4	71.0	45.099	+1.518
20	18-1	OGUCHI Takahisa	JPN	3.144	17	13.472	18	13.414	20	9.483	21	5.893	21	111.0	68.9	45.406	+1.825
21	16-2	WOELLER Steffen	GER	3.101	6	13.379	10	13.657	21	9.407	20	5.882	20	111.8	69.5	45.426	+1.845

LEGEND

Rk Rank **km/h** kilometers per hour

Int. Intermediate time **mph** miles per hour

S-1, 1-2, 2-3, 3-F Split interval

First part of BIB is BIB of doubles sled, second part is position on sled (1: front, 2: back)



ANALYSE DE LA COURSE - PAR RANG

DOUBLES OFFICIAL TRAINING (SINGLE) RUN 2 DOUBLE, ENTRAÎNEMENT OFFICIEL (SIMPLE), 2e DESCENTE

UTAH OLYMPIC PARK TUE 12 FEB 2002 / MAR 12 FEV 2002 START TIME / DEBUT 10:25

Rk	Start No.	Name	NOC	Start Time	Rk	S-1	Rk	1-2	Rk	2-3	Rk	3-F	Rk	Speed (km/h)	Speed (mph)	Finish Time	Time Behind
1	9-2	WALDEN Bengt	SWE	3.098	5	13.358	1	12.992	2	8.840	2	5.528	3	119.1	74.0	43.816	0.000
2	2-2	MOFFAT Mike	CAN	3.137	=15	13.398	7	13.000	3	8.824	1	5.496	1	119.2	74.1	43.855	+0.039
3	9-1	SOEDERBERG Anders	SWE	3.128	13	13.414	9	12.966	1	8.844	3	5.509	2	119.0	73.9	43.861	+0.045
4	6-1	TCHABAN Danil	RUS	3.137	=15	13.407	8	13.022	4	8.880	4	5.547	4	118.5	73.6	43.993	+0.177
5	2-1	ALBRECHT Grant	CAN	3.099	6	13.459	=13	13.100	5	8.947	5	5.623	6	118.0	73.3	44.228	+0.412
6	1-2	POTHIER Eric	CAN	3.114	10	13.440	11	13.112	6	8.962	6	5.622	5	118.1	73.3	44.250	+0.434
7	15-2	HASELRIEDER Oswald	ITA	3.126	=11	13.392	5	13.135	8	8.999	8	5.648	7	117.2	72.8	44.300	+0.484
8	17-1	LEITNER Patric-Fritz	GER	3.065	1	13.384	3	13.199	11	9.008	9	5.663	8	117.0	72.7	44.319	+0.503
9	15-1	PLANKENSTEINER Gerhard	ITA	3.072	2	13.371	2	13.124	7	9.048	11	5.742	11	117.1	72.8	44.357	+0.541
10	3-2	MARX Walter	SVK	3.111	9	13.465	15	13.156	9	8.986	7	5.681	9	117.6	73.0	44.399	+0.583
11	4-1	AVDEEV Oleg	UKR	3.130	14	13.459	=13	13.177	10	9.035	10	5.684	10	116.8	72.5	44.485	+0.669
12	16-1	SKEL Steffen	GER	3.074	3	13.396	6	13.241	12	9.102	12	5.767	12	116.3	72.2	44.580	+0.764
13	17-2	RESCH Alexander	GER	3.087	4	13.449	12	13.304	14	9.137	13	5.798	13	115.5	71.8	44.775	+0.959
14	14-1	OBERSTOLZ Christian	ITA	3.101	7	13.386	4	13.253	13	9.179	14	5.857	14	115.2	71.5	44.776	+0.960
15	19-2	BERZINS Sandris	LAT	3.126	=11	13.470	16	13.359	15	9.233	15	5.924	15	115.0	71.4	45.112	+1.296
16	16-2	WOELLER Steffen	GER	3.104	8	13.476	17	13.370	16	9.264	16	5.936	17	114.5	71.1	45.150	+1.334
17	18-2	TAKAHASHI Kei	JPN	3.183	20	13.602	20	13.440	18	9.288	17	5.925	16	113.6	70.6	45.438	+1.622
18	19-1	DEINIS Ivars	LAT	3.159	18	13.504	18	13.433	17	9.338	18	6.005	18	113.4	70.4	45.439	+1.623
19	10-2	TALEANU Robert	ROM	3.290	21	13.752	21	13.463	19	9.358	19	6.434	20	113.2	70.3	46.297	+2.481
20	18-1	OGUCHI Takahisa	JPN	3.149	17	13.424	10	14.029	21	9.615	20	6.102	19	110.5	68.6	46.319	+2.503
21	14-2	GRUBER Patrick	ITA	3.180	19	13.507	19	13.486	20	9.678	21	6.612	21	112.4	69.8	46.463	+2.647

LEGEND

Rk Rank **km/h** kilometers per hour
Int. Intermediate time **mph** miles per hour
S-1, 1-2, 2-3, 3-F Split interval

First part of BIB is BIB of doubles sled, second part is position on sled (1: front, 2: back)



ANALYSE DE LA COURSE - PAR RANG

DOUBLES OFFICIAL TRAINING RUN 1 DOUBLE, ENTRAÎNEMENT OFFICIEL, 1ère DESCENTE

UTAH OLYMPIC PARK WED 13 FEB 2002 / MER 13 FEV 2002 START TIME / DEBUT 9:30

Rk	Start No.	Name	NOC	Start Time	Rk	S-1	Rk	1-2	Rk	2-3	Rk	3-F	Rk	Speed (km/h)	(mph)	Finish Time	Time Behind
1	12	GRIMMETTE Mark MARTIN Brian	USA	3.124	=7	13.269	3	12.835	1	8.672	1	5.317	2	121.3	75.3	43.217	0.000
2	17	LEITNER Patric-Fritz RESCH Alexander	GER	3.150	=13	13.256	2	12.899	4	8.705	2	5.316	1	120.7	75.0	43.326	+0.109
3	13	THORPE Chris IVES Clay	USA	3.050	1	13.245	1	12.900	5	8.751	5	5.411	5	120.2	74.7	43.357	+0.140
4	15	PLANKENSTEINER Gerhard HASELRIEDER Oswald	ITA	3.121	4	13.303	6	12.880	3	8.712	3	5.360	3	120.5	74.9	43.376	+0.159
5	8	SCHIEGL Tobias SCHIEGL Markus	AUT	3.097	3	13.322	11	12.907	6	8.743	4	5.372	4	120.1	74.6	43.441	+0.224
6	7	LINGER Andreas LINGER Wolfgang	AUT	3.123	=5	13.327	12	12.918	8	8.819	6	5.417	6	119.0	73.9	43.604	+0.387
7	4	AVDEEV Oleg PANSCHENKO Danylo	UKR	3.139	10	13.312	9	12.964	9	8.827	7	5.456	7	119.6	74.3	43.698	+0.481
8	1	MOFFAT Chris POTHIER Eric	CAN	3.124	=7	13.287	4	13.021	10	8.895	8	5.458	8	118.0	73.3	43.785	+0.568
9	16	SKEL Steffen WOELLER Steffen	GER	3.090	2	13.304	7	13.022	11	8.904	9	5.469	9	117.7	73.1	43.789	+0.572
10	3	MICK Lubomir MARX Walter	SVK	3.150	=13	13.329	13	12.863	2	8.967	14	5.637	14	119.0	73.9	43.946	+0.729
11	11	RADU Eugen TICAN Marian	ROM	3.158	15	13.383	15	13.094	14	8.932	12	5.551	13	117.9	73.2	44.118	+0.901
12	5	KUTZMITCHA Mihail VESELOV Jury	RUS	3.177	17	13.395	17	13.081	12	8.920	10	5.549	12	118.2	73.4	44.122	+0.905
13	19	DEINIS Ivars BERZINS Sandris	LAT	3.147	12	13.421	18	13.085	13	8.931	11	5.546	11	117.9	73.3	44.130	+0.913
14	18	OGUCHI Takahisa TAKAHASHI Kei	JPN	3.200	18	13.394	16	13.207	17	8.948	13	5.526	10	117.3	72.9	44.275	+1.058
15	14	OBERSTOLZ Christian GRUBER Patrick	ITA	3.145	11	13.297	5	13.288	18	9.025	15	5.756	15	116.9	72.6	44.511	+1.294
16	10	STANCIU Cristian TALEANU Robert	ROM	3.201	19	13.447	19	13.164	16	9.113	16	5.811	16	117.3	72.9	44.736	+1.519
17	6	TCHABAN Danil ZIKOV Evgeniy	RUS	3.167	16	13.317	10	13.105	15	9.319	17	6.168	17	115.5	71.8	45.076	+1.859



ANALYSE DE LA COURSE - PAR RANG

DOUBLES OFFICIAL TRAINING RUN 1 DOUBLE, ENTRAÎNEMENT OFFICIEL, 1ère DESCENTE

UTAH OLYMPIC PARK WED 13 FEB 2002 / MER 13 FEV 2002 START TIME / DEBUT 9:30

Rk	Start No.	Name	NOC	Start Time	Rk	S-1	Rk	1-2	Rk	2-3	Rk	3-F	Rk	Speed (km/h)	(mph)	Finish Time	Time Behind
18	9	SOEDERBERG Anders WALDEN Bengt	SWE	3.128	9	13.353	14	13.414	19	10.054	19	7.381	18	115.5	71.8	47.330	+4.113
2		ALBRECHT Grant MOFFAT Mike	CAN	3.123	=5	13.310	8	12.916	7	9.925	18			119.8	74.4		DNF

LEGEND

Rk Rank

km/h kilometers per hour

DNF Did not finish

Int. Intermediate time

mph miles per hour

S-1, 1-2, 2-3, 3-F Split interval



ANALYSE DE LA COURSE - PAR RANG

DOUBLES OFFICIAL TRAINING RUN 2 DOUBLE, ENTRAÎNEMENT OFFICIEL, 2e DESCENTE

UTAH OLYMPIC PARK WED 13 FEB 2002 / MER 13 FEV 2002 START TIME / DEBUT 10:45

Rk	Start No.	Name	NOC	Start Time	Rk	S-1	Rk	1-2	Rk	2-3	Rk	3-F	Rk	Speed (km/h)	Speed (mph)	Finish Time	Time Behind
1	17	LEITNER Patric-Fritz RESCH Alexander	GER	3.117	8	13.266	2	12.863	1	8.668	1	5.296	1	121.0	75.2	43.210	0.000
2	12	GRIMMETTE Mark MARTIN Brian	USA	3.081	2	13.272	4	12.879	2	8.724	3	5.357	2	120.5	74.8	43.313	+0.103
3	15	PLANKENSTEINER Gerhard HASELRIEDER Oswald	ITA	3.097	4	13.298	6	12.901	3	8.719	2	5.360	3	120.3	74.7	43.375	+0.165
4	13	THORPE Chris IVES Clay	USA	3.048	1	13.230	1	12.925	4	8.814	6	5.468	9	119.7	74.3	43.485	+0.275
5	14	OBERSTOLZ Christian GRUBER Patrick	ITA	3.116	7	13.268	3	12.966	6	8.787	4	5.408	5	119.7	74.3	43.545	+0.335
6	16	SKEL Steffen WOELLER Steffen	GER	3.137	13	13.329	9	12.950	5	8.799	5	5.388	4	119.4	74.2	43.603	+0.393
7	7	LINGER Andreas LINGER Wolfgang	AUT	3.124 =10	13.342	11	12.969	7	8.816	7	5.458	6	119.0	73.9	43.709	+0.499	
8	1	MOFFAT Chris POTHIER Eric	CAN	3.115 =5	13.275	5	12.981	10	8.863	9	5.505	12	119.7	74.3	43.739	+0.529	
9	2	ALBRECHT Grant MOFFAT Mike	CAN	3.115 =5	13.323	8	12.973	8	8.896	13	5.504	11	118.5	73.6	43.811	+0.601	
10	4	AVDEEV Oleg PANSCHENKO Danylo	UKR	3.130	12	13.313	7	13.033	13	8.882	11	5.503	10	118.8	73.8	43.861	+0.651
11	3	MICK Lubomir MARX Walter	SVK	3.142	14	13.361	13	13.002	11	8.867	10	5.507	13	119.3	74.1	43.879	+0.669
12	8	SCHIEGL Tobias SCHIEGL Markus	AUT	3.094	3	13.344	12	13.105	16	8.889	12	5.460	7	117.8	73.2	43.892	+0.682
13	6	TCHABAN Danil ZIKOV Evgeniy	RUS	3.200	18	13.423	17	13.025	12	8.843	8	5.467	8	119.0	73.9	43.958	+0.748
14	9	SOEDERBERG Anders WALDEN Bengt	SWE	3.119	9	13.335	10	12.975	9	8.926	14	5.715	19	119.9	74.5	44.070	+0.860
15	19	DEINIS Ivars BERZINS Sandris	LAT	3.124 =10	13.403	15	13.099	15	8.937	16	5.531	14	117.8	73.2	44.094	+0.884	
16	11	RADU Eugen TICAN Marian	ROM	3.153	15	13.399	14	13.086	14	8.931	15	5.549	15	117.6	73.0	44.118	+0.908
17	5	KUTZMITCHA Mihail VESELOV Jury	RUS	3.165	16	13.422	16	13.230	18	9.098	18	5.649	17	115.6	71.8	44.564	+1.354



ANALYSE DE LA COURSE - PAR RANG

DOUBLES OFFICIAL TRAINING RUN 2 DOUBLE, ENTRAÎNEMENT OFFICIEL, 2e DESCENTE

UTAH OLYMPIC PARK WED 13 FEB 2002 / MER 13 FEV 2002 START TIME / DEBUT 10:45

Rk	Start No.	Name	NOC	Start Time	Rk	S-1	Rk	1-2	Rk	2-3	Rk	3-F	Rk	Speed (km/h)	Speed (mph)	Finish Time	Time Behind
18	10	STANCIU Cristian TALEANU Robert	ROM	3.216	19	13.480	19	13.192	17	9.034	17	5.650	18	116.7	72.5	44.572	+1.362
19	18	OGUCHI Takahisa TAKAHASHI Kei	JPN	3.185	17	13.424	18	13.431	19	9.174	19	5.642	16	114.3	71.0	44.856	+1.646

LEGEND

Rk Rank **km/h** kilometers per hour
Int. Intermediate time **mph** miles per hour
S-1, 1-2, 2-3, 3-F Split interval



ANALYSE DE LA COURSE - PAR RANG

DOUBLES OFFICIAL TRAINING RUN 3 DOUBLE, ENTRAÎNEMENT OFFICIEL, 3e DESCENTE

UTAH OLYMPIC PARK THU 14 FEB 2002 / JEU 14 FEV 2002 START TIME / DEBUT 9:15

Rk	Start No.	Name	NOC	Start Time	Rk	S-1 Rk	1-2 Rk	2-3 Rk	3-F Rk	Speed (km/h) (mph)	Finish Time	Time Behind
1	13	THORPE Chris IVES Clay	USA	3.060	1	13.317 1	13.079 1	8.862 1	5.451 1	118.6 73.7	43.769	0.000
2	16	SKEL Steffen WOELLER Steffen	GER	3.143	10	13.372 6	13.153 3	8.926 2	5.476 2	118.0 73.3	44.070	+0.301
3	15	PLANKENSTEINER Gerhard HASELRIEDER Oswald	ITA	3.094	3	13.386 8	13.182 5	8.955 5	5.531 5	117.2 72.8	44.148	+0.379
4	12	GRIMMETTE Mark MARTIN Brian	USA	3.100	5	13.364 5	13.199 7	8.959 6	5.530 =3	117.4 72.9	44.152	+0.383
5	17	LEITNER Patric-Fritz RESCH Alexander	GER	3.140	8	13.331 2	13.186 6	9.000 8	5.540 6	116.7 72.5	44.197	+0.428
6	7	LINGER Andreas LINGER Wolfgang	AUT	3.146	12	13.441 14	13.154 4	8.933 3	5.530 =3	117.6 73.1	44.204	+0.435
7	14	OBERSTOLZ Christian GRUBER Patrick	ITA	3.147	13	13.407 10	13.150 2	8.950 4	5.563 7	117.5 73.0	44.217	+0.448
8	1	MOFFAT Chris POTHIER Eric	CAN	3.097	4	13.339 4	13.242 11	8.979 7	5.570 8	117.2 72.8	44.227	+0.458
9	19	DEINIS Ivars BERZINS Sandris	LAT	3.118	6	13.413 12	13.201 8	9.043 9	5.639 9	116.6 72.4	44.414	+0.645
10	4	AVDEEV Oleg PANSCHENKO Danylo	UKR	3.159	15	13.384 7	13.225 9	9.062 10	5.644 11	116.6 72.4	44.474	+0.705
11	5	KUTZMITCHA Mihail VESELOV Jury	RUS	3.145	11	13.472 16	13.270 12	9.078 11	5.641 10	116.0 72.1	44.606	+0.837
12	2	ALBRECHT Grant MOFFAT Mike	CAN	3.142	9	13.411 11	13.239 10	9.109 12	5.721 12	116.4 72.3	44.622	+0.853
13	11	RADU Eugen TICAN Marian	ROM	3.175	16	13.482 17	13.339 13	9.111 13	5.795 17	116.0 72.0	44.902	+1.133
14	18	OGUCHI Takahisa TAKAHASHI Kei	JPN	3.203	19	13.458 15	13.347 14	9.202 16	5.726 13	114.2 71.0	44.936	+1.167
15	10	STANCIU Cristian TALEANU Robert	ROM	3.201	18	13.525 18	13.372 15	9.191 15	5.780 16	115.1 71.5	45.069	+1.300
16	8	SCHIEGL Tobias SCHIEGL Markus	AUT	3.084	2	13.336 3	13.769 18	9.265 17	5.733 14	113.0 70.2	45.187	+1.418
17	3	MICK Lubomir MARX Walter	SVK	3.151	14	13.772 19	13.614 17	9.186 14	5.746 15	114.4 71.1	45.469	+1.700



ANALYSE DE LA COURSE - PAR RANG

DOUBLES OFFICIAL TRAINING RUN 3 DOUBLE, ENTRAÎNEMENT OFFICIEL, 3e DESCENTE

UTAH OLYMPIC PARK THU 14 FEB 2002 / JEU 14 FEV 2002 START TIME / DEBUT 9:15

Rk	Start No.	Name	NOC	Start Time	Rk	S-1	Rk	1-2	Rk	2-3	Rk	3-F	Rk	Speed (km/h)	(mph)	Finish Time	Time Behind
18	6	TCHABAN Danil ZIKOV Evgeniy	RUS	3.186	17	13.403	9	13.397	16	9.619	18	6.038	18	110.6	68.7	45.643	+1.874
9		SOEDERBERG Anders WALDEN Bengt	SWE	3.126	7	13.418	13	13.943	19	10.859	19			112.0	69.6		DNF

LEGEND

Rk Rank

km/h kilometers per hour

DNF Did not finish

Int. Intermediate time

mph miles per hour

S-1, 1-2, 2-3, 3-F Split interval



ANALYSE DE LA COURSE - PAR RANG

DOUBLES OFFICIAL TRAINING RUN 4 DOUBLE, ENTRAÎNEMENT OFFICIEL, 4e DESCENTE

UTAH OLYMPIC PARK THU 14 FEB 2002 / JEU 14 FEV 2002 START TIME / DEBUT 10:10

Rk	Start No.	Name	NOC	Start Time	Rk	S-1	Rk	1-2	Rk	2-3	Rk	3-F	Rk	Speed (km/h)	(mph)	Finish Time	Time Behind
1	12	GRIMMETTE Mark MARTIN Brian	USA	3.106	4	13.367	6	13.082	1	8.865	1	5.469	1	118.6	73.7	43.889	0.000
2	17	LEITNER Patric-Fritz RESCH Alexander	GER	3.164	16	13.344	2	13.136	6	8.888	2	5.471	2	118.1	73.4	44.003	+0.114
3	13	THORPE Chris IVES Clay	USA	3.113	6	13.320	1	13.117	2	8.931	5	5.551	7	118.0	73.3	44.032	+0.143
4	8	SCHIEGL Tobias SCHIEGL Markus	AUT	3.146	12	13.419	10	13.120	3	8.890	3	5.475	3	118.1	73.4	44.050	+0.161
5	1	MOFFAT Chris POTHIER Eric	CAN	3.081	1	13.346	3	13.125	4	8.962	=8	5.570	9	117.6	73.0	44.084	+0.195
6	15	PLANKENSTEINER Gerhard HASLRIEDER Oswald	ITA	3.110	5	13.424	11	13.133	5	8.919	4	5.518	4	117.8	73.2	44.104	+0.215
7	16	SKEL Steffen WOELLER Steffen	GER	3.090	2	13.368	7	13.213	11	8.962	=8	5.520	5	117.2	72.8	44.153	+0.264
8	7	LINGER Andreas LINGER Wolfgang	AUT	3.129	7	13.364	4	13.149	7	8.961	=6	5.556	8	117.2	72.8	44.159	+0.270
9	9	SOEDERBERG Anders WALDEN Bengt	SWE	3.143	11	13.443	13	13.205	10	8.961	=6	5.543	6	117.6	73.0	44.295	+0.406
10	3	MICK Lubomir MARX Walter	SVK	3.140	10	13.425	12	13.172	8	8.999	10	5.585	10	117.0	72.7	44.321	+0.432
11	4	AVDEEV Oleg PANSCHENKO Danylo	UKR	3.150	14	13.377	8	13.188	9	9.019	11	5.620	11	117.0	72.7	44.354	+0.465
12	14	OBERSTOLZ Christian GRUBER Patrick	ITA	3.149	13	13.413	9	13.232	13	9.033	12	5.638	12	116.6	72.4	44.465	+0.576
13	2	ALBRECHT Grant MOFFAT Mike	CAN	3.103	3	13.365	5	13.231	12	9.132	15	5.807	17	116.4	72.3	44.638	+0.749
14	5	KUTZMITCHA Mihail VESELOV Jury	RUS	3.138	9	13.470	17	13.283	14	9.085	14	5.667	14	116.0	72.1	44.643	+0.754
15	19	DEINIS Ivars BERZINS Sandris	LAT	3.130	8	13.468	16	13.317	17	9.079	13	5.676	15	116.3	72.3	44.670	+0.781
16	18	OGUCHI Takahisa TAKAHASHI Kei	JPN	3.161	15	13.444	14	13.292	15	9.151	16	5.649	13	114.7	71.2	44.697	+0.808
17	6	TCHABAN Danil ZIKOV Evgeniy	RUS	3.184	18	13.450	15	13.301	16	9.229	18	5.815	18	115.1	71.5	44.979	+1.090



ANALYSE DE LA COURSE - PAR RANG

DOUBLES OFFICIAL TRAINING RUN 4 DOUBLE, ENTRAÎNEMENT OFFICIEL, 4e DESCENTE

UTAH OLYMPIC PARK THU 14 FEB 2002 / JEU 14 FEV 2002 START TIME / DEBUT 10:10

Rk	Start No.	Name	NOC	Start Time	Rk	S-1	Rk	1-2	Rk	2-3	Rk	3-F	Rk	Speed (km/h)	(mph)	Finish Time	Time Behind
18	11	RADU Eugen TICAN Marian	ROM	3.180	17	13.520	=18	13.461	19	9.199	17	5.753	16	114.4	71.1	45.113	+1.224
19	10	STANCIU Cristian TALEANU Robert	ROM	3.191	19	13.520	=18	13.408	18	9.251	19	5.846	19	114.5	71.1	45.216	+1.327

LEGEND

Rk Rank **km/h** kilometers per hour
Int. Intermediate time **mph** miles per hour
S-1, 1-2, 2-3, 3-F Split interval



ANALYSE DE LA COURSE - PAR RANG

DOUBLES OFFICIAL TRAINING RUN 5 DOUBLE, ENTRAÎNEMENT OFFICIEL, 5e DESCENTE

UTAH OLYMPIC PARK THU 14 FEB 2002 / JEU 14 FEV 2002 START TIME / DEBUT 11:20

Rk	Start No.	Name	NOC	Start Time	Rk	S-1	Rk	1-2	Rk	2-3	Rk	3-F	Rk	Speed (km/h)	(mph)	Finish Time	Time Behind
1	17	LEITNER Patric-Fritz RESCH Alexander	GER	3.125	10	13.375	6	12.975	1	8.757	1	5.391	1	119.9	74.5	43.623	0.000
2	13	THORPE Chris IVES Clay	USA	3.105	5	13.281	1	13.062	2	8.861	2	5.500	2	119.1	74.0	43.809	+0.186
3	8	SCHIEGL Tobias SCHIEGL Markus	AUT	3.090	2	13.362	3	13.077	4	8.905	5	5.522	=3	117.9	73.2	43.956	+0.333
4	7	LINGER Andreas LINGER Wolfgang	AUT	3.109	=6	13.417	12	13.069	3	8.878	3	5.522	=3	118.5	73.6	43.995	+0.372
5	12	GRIMMETTE Mark MARTIN Brian	USA	3.123	9	13.355	2	13.086	6	8.906	6	5.542	6	118.2	73.4	44.012	+0.389
6	15	PLANKENSTEINER Gerhard HASELRIEDER Oswald	ITA	3.103	4	13.407	9	13.101	7	8.904	4	5.540	5	118.2	73.4	44.055	+0.432
7	16	SKEL Steffen WOELLER Steffen	GER	3.075	1	13.366	4	13.085	5	9.008	8	5.643	10	117.6	73.0	44.177	+0.554
8	14	OBERSTOLZ Christian GRUBER Patrick	ITA	3.109	=6	13.381	7	13.152	8	8.950	7	5.596	7	117.7	73.1	44.188	+0.565
9	1	MOFFAT Chris POTHIER Eric	CAN	3.102	3	13.370	5	13.173	9	9.038	15	5.639	9	116.8	72.6	44.322	+0.699
10	4	AVDEEV Oleg PANSCHENKO Danylo	UKR	3.161	16	13.392	8	13.195	11	9.018	10	5.623	8	116.9	72.6	44.389	+0.766
11	3	MICK Lubomir MARX Walter	SVK	3.137	13	13.408	10	13.204	=12	9.034	13	5.660	12	116.8	72.6	44.443	+0.820
12	18	OGUCHI Takahisa TAKAHASHI Kei	JPN	3.174	17	13.427	13	13.204	=12	9.030	12	5.646	11	116.8	72.5	44.481	+0.858
13	6	TCHABAN Danil ZIKOV Evgeniy	RUS	3.190	19	13.444	14	13.187	10	9.035	14	5.673	14	116.8	72.6	44.529	+0.906
14	19	DEINIS Ivars BERZINS Sandris	LAT	3.113	8	13.472	16	13.268	17	9.029	11	5.669	13	116.9	72.6	44.551	+0.928
15	9	SOEDERBERG Anders WALDEN Bengt	SWE	3.128	11	13.451	15	13.234	14	9.013	9	5.739	16	117.0	72.7	44.565	+0.942
16	5	KUTZMITCHA Mihail VESELOV Jury	RUS	3.136	12	13.476	17	13.265	16	9.077	16	5.689	15	116.2	72.2	44.643	+1.020
17	2	ALBRECHT Grant MOFFAT Mike	CAN	3.139	14	13.409	11	13.254	15	9.239	18	5.891	19	116.0	72.0	44.932	+1.309



ANALYSE DE LA COURSE - PAR RANG

DOUBLES OFFICIAL TRAINING RUN 5 DOUBLE, ENTRAÎNEMENT OFFICIEL, 5e DESCENTE

UTAH OLYMPIC PARK THU 14 FEB 2002 / JEU 14 FEV 2002 START TIME / DEBUT 11:20

Rk	Start No.	Name	NOC	Start Time	Rk	S-1	Rk	1-2	Rk	2-3	Rk	3-F	Rk	Speed (km/h)	(mph)	Finish Time	Time Behind
18	10	STANCIU Cristian TALEANU Robert	ROM	3.177	18	13.531	18	13.387	19	9.207	17	5.812	17	114.7	71.3	45.114	+1.491
19	11	RADU Eugen TICAN Marian	ROM	3.156	15	13.554	19	13.363	18	9.244	19	5.873	18	114.9	71.4	45.190	+1.567

LEGEND

Rk Rank **km/h** kilometers per hour
Int. Intermediate time **mph** miles per hour
S-1, 1-2, 2-3, 3-F Split interval



DOUBLES RUN 1
DOUBLE, 1ère DESCENTE

UTAH OLYMPIC PARK FRI 15 FEB 2002 / VEN 15 FEV 2002 START TIME / DEBUT 9:00

Track Records					
Name	NOC	Start Time	Finish Time	Date	Run No.
THORPE Chris, IVES Clay	USA	3.046		05 MAR 2001	
LEITNER Patric-Fritz, RESCH Alexander	GER		43.138	10 FEB 2001	

Start Order	Start No.	Name	NOC	Start Time	Int. 1	Int. 2	Int. 3	Finish Time
1	1	SCHIEGL Tobias SCHIEGL Markus	AUT					
2	2	SOEDERBERG Anders WALDEN Bengt	SWE					
3	3	SKEL Steffen WOELLER Steffen	GER					
4	4	THORPE Chris IVES Clay	USA					
5	5	OBERSTOLZ Christian GRUBER Patrick	ITA					
6	6	LEITNER Patric-Fritz RESCH Alexander	GER					
7	7	GRIMMETTE Mark MARTIN Brian	USA					
8	8	PLANKENSTEINER Gerhard HASELRIEDER Oswald	ITA					
9	9	MOFFAT Chris POTHIER Eric	CAN					
10	10	LINGER Andreas LINGER Wolfgang	AUT					
11	11	TCHABAN Danil ZIKOV Evgeniy	RUS					
12	12	MICK Lubomir MARX Walter	SVK					
13	13	OGUCHI Takahisa TAKAHASHI Kei	JPN					
14	14	RADU Eugen TICAN Marian	ROM					
15	15	STANCIU Cristian TALEANU Robert	ROM					
16	16	ALBRECHT Grant MOFFAT Mike	CAN					
17	17	KUTZMITCHA Mihail VESELOV Jury	RUS					
18	18	AVDEEV Oleg PANSCHENKO Danylo	UKR					
19	19	DEINIS Ivars BERZINS Sandris	LAT					



DOUBLES RUN 1
DOUBLE, 1ère DESCENTE

UTAH OLYMPIC PARK FRI 15 FEB 2002 / VEN 15 FEV 2002 START TIME / DEBUT 9:00

Start Order	Start No.	Name	NOC	Start Time	Int. 1	Int. 2	Int. 3	Finish Time
-------------	-----------	------	-----	------------	--------	--------	--------	-------------

Notes : For details about starting order see competition description

LEGEND

Int. - Intermediate time

First listed Athlete = Front Position

Second listed Athlete = Back Position



DOUBLES RUN 2
DOUBLE, 2e DESCENTE

UTAH OLYMPIC PARK FRI 15 FEB 2002 / VEN 15 FEV 2002 START TIME / DEBUT 10:10

Track Records					
Name	NOC	Start Time	Finish Time	Date	Run No.
THORPE Chris, IVES Clay	USA	3.045		15 FEB 2002	1
LEITNER Patric-Fritz, RESCH Alexander	GER		42.953	15 FEB 2002	1

Start Order	Start No.	Name	NOC	Results after Cumulative Time	1 Run Rank	Start Time	Int. 1	Int. 2	Int. 3	Finish Time
1	5	OBERSTOLZ Christian GRUBER Patrick	ITA	45.882	18					
2	2	SOEDERBERG Anders WALDEN Bengt	SWE	45.589	17					
3	15	STANCIU Cristian TALEANU Robert	ROM	43.977	16					
4	14	RADU Eugen TICAN Marian	ROM	43.901	15					
5	17	KUTZMITCHA Mihail VESELOV Jury	RUS	43.815	14					
6	18	AVDEEV Oleg PANSCHENKO Danylo	UKR	43.727	13					
7	11	TCHABAN Danil ZIKOV Evgeniy	RUS	43.691	12					
8	16	ALBRECHT Grant MOFFAT Mike	CAN	43.645	11					
9	19	DEINIS Ivars BERZINS Sandris	LAT	43.413	10					
10	10	LINGER Andreas LINGER Wolfgang	AUT	43.330	9					
11	9	MOFFAT Chris POTHIER Eric	CAN	43.285	8					
12	8	PLANKENSTEINER Gerhard HASELRIEDER Oswald	ITA	43.278	7					
13	12	MICK Lubomir MARX Walter	SVK	43.248	6					
14	1	SCHIEGL Tobias SCHIEGL Markus	AUT	43.208	5					



DOUBLES RUN 2
DOUBLE, 2e DESCENTE

UTAH OLYMPIC PARK FRI 15 FEB 2002 / VEN 15 FEV 2002 START TIME / DEBUT 10:10

Start Order	Start No.	Name	NOC	Results after 1 Run Cumulative Time	Runs Rank	Start Time	Int. 1	Int. 2	Int. 3	Finish Time
15	3	SKEL Steffen WOELLER Steffen	GER	43.121	4					
16	7	GRIMMETTE Mark MARTIN Brian	USA	43.111	3					
17	4	THORPE Chris IVES Clay	USA	43.013	2					
18	6	LEITNER Patric-Fritz RESCH Alexander	GER	42.953	1					

LEGEND

Int. Intermediate time

First listed Athlete = Front Position

Second listed Athlete = Back Position



DAY 1 / JOUR 1
DOUBLES / DOUBLE

Participants									
AUT (2)	CAN (2)	GER (2)	ITA (2)	JPN (1)	LAT (1)	ROM (2)	RUS (2)	SVK (1)	SWE (1)
UKR (1)	USA (2)								

Track Records Prior to the Games		
	Start Time	Finish Time
Time	3.046	43.138
Date	5 MAR 2001	10 FEB 2001
Name	THORPE Chris, IVES Clay	LEITNER Patric-Fritz, RESCH Alexander
NOC	USA	GER

New Track Records				
NOC	Name	Start Time	Finish Time	Run Number
GER	SKEL Steffen, WOELLER Steffen		43.121	1
USA	THORPE Chris, IVES Clay	3.045		1
USA	THORPE Chris, IVES Clay		43.013	1
GER	LEITNER Patric-Fritz, RESCH Alexander		42.953	1
Number of Times the Record was Broken		1	3	

Weather Conditions									
Time	07:00	08:00	08:30	09:00	09:30	10:00	10:30		
Overall Weather Condition	Clear	Clear	Clear	Clear	Clear	Clear	Clear		
Air Temperature (°C/F)	-11.1/12	-11.7/11	-11.7/11	-10/14	-5.6/22	-5.6/22	-5/23		
Ice Temperature (°C/F)	-8.2/17	-8.2/17	-8.1/17	-7.8/17	-8.1/17	-7.2/19	-8.6/16		
Humidity	67	70	71	65	44	46	42		
Wind Direction	NE	S	S	NE	NE	N	NE		
Wind Speed (m/s)	0	0	0	0	0	0	1		
Precipitation Accumulation (cm/in per hour)	/	/	/	/	/	/	/		

Jury Decisions									
	Run	Start No	NOC	Run	Start No	NOC	Run	Start No	NOC
Participant(s)									
Explanation	None								
Race Director									

List of Officials			
FIL President	FENDT Josef	FIL Secretary General	ROMSTAD Svein
IOC Technical delegate	DYRDAHL Bjoern Ingebrigt	IOC Technical delegate	STELER Jan J.
President of the Jury	DELNEGRO Claire	Member of the Jury	ZENKER Karl
Member of the Jury	GRIFFIN Brian	Technical Commission	ANSCHUETZ Karl-Heinz
Technical Commission	HILDGARTNER Paul-Peter	Technical Commission	ORE Martin Smith
Start leader	SCHWARZER Carl	Finish leader	FARADAY Shellie
Chief of the Track	SEITZ Tracy	Race Director	MOWRY John

LEGEND

N North **NE** North-East **S** South



DOUBLES DOUBLE

UTAH OLYMPIC PARK FRI 15 FEB 2002 / VEN 15 FEV 2002 START TIME / DEBUT 10:10

Track Records					
Name	NOC	Start Time	Finish Time	Date	Run No.
THORPE Chris, IVES Clay	USA	3.045		15 FEB 2002	1
LEITNER Patric-Fritz, RESCH Alexander	GER		42.953	15 FEB 2002	1

Rk	Start No.	Name	NOC	Start Time	Rk	Int.1	Rk	Int.2	Rk	Int.3	Rk	Speed (km/h) (mph)	Finish Time	Rk	Time Behind	RM		
1	6	LEITNER Patric-Fritz RESCH Alexander	GER	3.093 3.128 =13	5	16.330 16.350	4	29.072 29.118	2	37.671 37.725	1	122.6 121.8	76.2 75.7	42.953 43.129	1 2	0.000 +0.024	TR	
				Total :											1:26.082	0.000		
2	7	GRIMMETTE Mark MARTIN Brian	USA	3.073 3.070	2	16.319 16.335	2	29.136 29.144	3	37.800 37.800	3	121.4 121.6	75.4 75.6	43.111 43.105	3 1	+0.158 0.000		
				Total :												1:26.216	+0.134	
3	4	THORPE Chris IVES Clay	USA	3.045 3.083 =4	1	16.251 16.291	1	29.057 29.127	1	37.712 37.854	2	121.5 120.6	75.5 74.9	43.013 43.207	2 3	+0.060 +0.102	SR	
				Total :												1:26.220	+0.138	
4	3	SKEL Steffen WOELLER Steffen	GER	3.099 3.083 =4	9	16.327 16.344	3	29.150 29.200	4	37.822 37.919	4	120.9 120.7	75.1 75.0	43.121 43.254	4 5	+0.168 +0.149		
				Total :												1:26.375	+0.293	
5	9	MOFFAT Chris POTHIER Eric	CAN	3.094 3.064	6	16.338 16.300	5	29.181 29.134	5	37.871 37.847	5	121.1 120.9	75.3 75.1	43.285 43.216	8 4	+0.332 +0.111		
				Total :												1:26.501	+0.419	
6	1	SCHIEGL Tobias SCHIEGL Markus	AUT	3.088 3.078	3	16.369 16.362	8	29.219 29.230	6	37.906 37.959	6	120.4 119.8	74.8 74.4	43.208 43.310	5 6	+0.255 +0.205		
				Total :												1:26.518	+0.436	
7	8	PLANKENSTEINER G HASELRIEDER Oswal	ITA	3.098 3.096	8	16.393 16.392	10	29.271 29.264	9	37.958 37.980	9	120.8 120.4	75.0 74.8	43.278 43.338	7 7	+0.325 +0.233		
				Total :												1:26.616	+0.534	
8	10	LINGER Andreas LINGER Wolfgang	AUT	3.106 3.104	10	16.392 16.384	9	29.246 29.253	7	37.921 37.983	7	121.5 120.4	75.5 74.8	43.330 43.354	9 8	+0.377 +0.249		
				Total :												1:26.684	+0.602	
9	12	MICK Lubomir MARX Walter	SVK	3.147 3.142	14	16.447 16.443	13	29.285 29.326	11	37.943 38.075	8	121.2 120.2	75.3 74.7	43.248 43.458	6 10	+0.295 +0.353		
				Total :												1:26.706	+0.624	
10	19	DEINIS Ivars BERZINS Sandris	LAT	3.095 3.098	7	16.398 16.393	11	29.276 29.307	10	38.005 38.079	11	120.3 119.9	74.7 74.5	43.413 43.493	10 11	+0.460 +0.388		
				Total :												1:26.906	+0.824	
11	18	AVDEEV Oleg PANSCHENKO Danylc	UKR	3.159 3.113 =10	18	16.478 =14 16.374	8	29.440 29.321	15	38.265 38.142	14	119.3 119.3	74.1 74.1	43.727 43.600	13 12	+0.774 +0.495		
				Total :												1:27.327	+1.245	



DOUBLES DOUBLE

UTAH OLYMPIC PARK FRI 15 FEB 2002 / VEN 15 FEV 2002 START TIME / DEBUT 10:10

Rk	Start No.	Name	NOC	Start Time	Rk	Int.1	Rk	Int.2	Rk	Int.3	Rk	Speed (km/h)	Speed (mph)	Finish Time	Rk	Time Behind	RM
12	16	ALBRECHT Grant MOFFAT Mike	CAN	3.090	4	16.364	6	29.334	12	38.169	12	119.5	74.2	43.645	11	+0.692	
				3.113	=10	16.390	10	29.334	13	38.200	13	119.5	74.2	43.721	13	+0.616	
														Total : 1:27.366		+1.284	
13	11	TCHABAN Danil ZIKOV Evgeniy	RUS	3.117	13	16.478	=14	29.421	14	38.234	13	119.6	74.3	43.691	12	+0.738	
				3.131	15	16.464	15	29.431	15	38.346	14	118.6	73.7	43.895	15	+0.790	
														Total : 1:27.586		+1.504	
14	17	KUTZMITCHA Mihail VESELOV Jury	RUS	3.148	15	16.502	16	29.498	16	38.342	15	119.1	74.0	43.815	14	+0.862	
				3.128	=13	16.489	16	29.490	16	38.353	15	118.8	73.8	43.844	14	+0.739	
														Total : 1:27.659		+1.577	
15	14	RADU Eugen TICAN Marian	ROM	3.158	17	16.531	18	29.513	17	38.381	16	119.3	74.1	43.901	15	+0.948	
				3.148	17	16.497	17	29.523	17	38.423	16	118.2	73.4	43.945	16	+0.840	
														Total : 1:27.846		+1.764	
16	15	STANCIU Cristian TALEANU Robert	ROM	3.196	19	16.596	19	29.610	19	38.470	17	118.9	73.9	43.977	16	+1.024	
				3.183	18	16.542	18	29.549	18	38.452	17	118.2	73.4	43.979	17	+0.874	
														Total : 1:27.956		+1.874	
17	5	OBERSTOLZ Christian GRUBER Patrick	ITA	3.108	11	16.366	7	29.261	8	37.996	10	120.4	74.8	45.882	18	+2.929	
				3.094	6	16.371	7	29.263	8	38.022	9	120.3	74.7	43.421	9	+0.316	
														Total : 1:29.303		+3.221	
	2	SOEDERBERG Anders WALDEN Bengt	SWE	3.109	12	16.406	12	29.343	13	38.905	18	120.4	74.8	45.589	17	+2.636	
				3.113	=10	16.429	13	29.384	14	38.798	18	119.7	74.4			DNF	
	13	OGUCHI Takahisa TAKAHASHI Kei	JPN	3.153	16	16.504	17	29.519	18			97.4	60.5			DNF	

John L. Maury

Race Director

Clare Del Negro

Jury President

LEGEND

Rk Rank
Int. Intermediate time
RM Record mark

km/h kilometers per hour
mph miles per hour

DNF Did not finish



DOUBLES RUN 2
DOUBLE, 2e DESCENTE

UTAH OLYMPIC PARK FRI 15 FEB 2002 / VEN 15 FEV 2002 START TIME / DEBUT 10:10

Track Records					
Name	NOC	Start Time	Finish Time	Date	Run No.
THORPE Chris, IVES Clay	USA	3.045		15 FEB 2002	1
LEITNER Patric-Fritz, RESCH Alexander	GER		42.953	15 FEB 2002	1

Rk	Start No.	Name	NOC	Start Time	Rk	S-1	Rk	1-2	Rk	2-3	Rk	3-F	Rk	Speed (km/h)	(mph)	Finish Time	Rk	Time Behind
1	6	LEITNER Patric-Fritz RESCH Alexander	GER	3.093	5	13.237	3	12.742	1	8.599	1	5.282	1	122.6	76.2	42.953	1	0.000
				3.128	=13	13.222	2	12.768	1	8.607	1	5.404	10	121.8	75.7	43.129	2	+0.024
				Total : 1:26.082														0.000
2	7	GRIMMETTE Mark MARTIN Brian	USA	3.073	2	13.246	5	12.817	3	8.664	4	5.311	6	121.4	75.4	43.111	3	+0.158
				3.070	2	13.265	6	12.809	2	8.656	2	5.305	1	121.6	75.6	43.105	1	0.000
				Total : 1:26.216														+0.134
3	4	THORPE Chris IVES Clay	USA	3.045	1	13.206	1	12.806	2	8.655	2	5.301	3	121.5	75.5	43.013	2	+0.060
				3.083	=4	13.208	1	12.836	4	8.727	6	5.353	4	120.6	74.9	43.207	3	+0.102
				Total : 1:26.220														+0.138
4	3	SKEL Steffen WOELLER Steffen	GER	3.099	9	13.228	2	12.823	4	8.672	5	5.299	2	120.9	75.1	43.121	4	+0.168
				3.083	=4	13.261	=4	12.856	5	8.719	5	5.335	2	120.7	75.0	43.254	5	+0.149
				Total : 1:26.375														+0.293
5	9	MOFFAT Chris POTHIER Eric	CAN	3.094	6	13.244	4	12.843	6	8.690	9	5.414	10	121.1	75.3	43.285	8	+0.332
				3.064	1	13.236	3	12.834	3	8.713	3	5.369	6	120.9	75.1	43.216	4	+0.111
				Total : 1:26.501														+0.419
6	1	SCHIEGL Tobias SCHIEGL Markus	AUT	3.088	3	13.281	8	12.850	7	8.687	=7	5.302	4	120.4	74.8	43.208	5	+0.255
				3.078	3	13.284	10	12.868	6	8.729	7	5.351	3	119.8	74.4	43.310	6	+0.205
				Total : 1:26.518														+0.436
7	8	PLANKENSTEINER G HASLRIEDER Oswal	ITA	3.098	8	13.295	10	12.878	=9	8.687	=7	5.320	7	120.8	75.0	43.278	7	+0.325
				3.096	7	13.296	12	12.872	8	8.716	4	5.358	5	120.4	74.8	43.338	7	+0.233
				Total : 1:26.616														+0.534
8	10	LINGER Andreas LINGER Wolfgang	AUT	3.106	10	13.286	9	12.854	8	8.675	6	5.409	9	121.5	75.5	43.330	9	+0.377
				3.104	9	13.280	9	12.869	7	8.730	8	5.371	7	120.4	74.8	43.354	8	+0.249
				Total : 1:26.684														+0.602
9	12	MICK Lubomir MARX Walter	SVK	3.147	14	13.300	12	12.838	5	8.658	3	5.305	5	121.2	75.3	43.248	6	+0.295
				3.142	16	13.301	13	12.883	9	8.749	9	5.383	8	120.2	74.7	43.458	10	+0.353
				Total : 1:26.706														+0.624
10	19	DEINIS Ivars BERZINS Sandris	LAT	3.095	7	13.303	13	12.878	=9	8.729	10	5.408	8	120.3	74.7	43.413	10	+0.460
				3.098	8	13.295	11	12.914	11	8.772	11	5.414	11	119.9	74.5	43.493	11	+0.388
				Total : 1:26.906														+0.824
11	18	AVDEEV Oleg PANSCHENKO Danylc	UKR	3.159	18	13.319	14	12.962	14	8.825	13	5.462	12	119.3	74.1	43.727	13	+0.774
				3.113	=10	13.261	=4	12.947	13	8.821	12	5.458	12	119.3	74.1	43.600	12	+0.495
				Total : 1:27.327														+1.245



DOUBLES RUN 2
DOUBLE, 2e DESCENTE

UTAH OLYMPIC PARK FRI 15 FEB 2002 / VEN 15 FEV 2002 START TIME / DEBUT 10:10

Rk	Start No.	Name	NOC	Start Time	Rk	S-1	Rk	1-2	Rk	2-3	Rk	3-F	Rk	Speed (km/h)	Speed (mph)	Finish Time	Rk	Time Behind
12	16	ALBRECHT Grant MOFFAT Mike	CAN	3.090	4	13.274	7	12.970	15	8.835	14	5.476	14	119.5	74.2	43.645	11	+0.692
				3.113	=10	13.277	=7	12.944	12	8.866	14	5.521	14	119.5	74.2	43.721	13	+0.616
				Total : 1:27.366														+1.284
13	11	TCHABAN Danil ZIKOV Evgeniy	RUS	3.117	13	13.361	17	12.943	13	8.813	12	5.457	11	119.6	74.3	43.691	12	+0.738
				3.131	15	13.333	15	12.967	15	8.915	17	5.549	17	118.6	73.7	43.895	15	+0.790
				Total : 1:27.586														+1.504
14	17	KUTZMITCHA Mihail VESELOV Jury	RUS	3.148	15	13.354	16	12.996	17	8.844	15	5.473	13	119.1	74.0	43.815	14	+0.862
				3.128	=13	13.361	18	13.001	16	8.863	13	5.491	13	118.8	73.8	43.844	14	+0.739
				Total : 1:27.659														+1.577
15	14	RADU Eugen TICAN Marian	ROM	3.158	17	13.373	18	12.982	16	8.868	17	5.520	16	119.3	74.1	43.901	15	+0.948
				3.148	17	13.349	16	13.026	18	8.900	15	5.522	15	118.2	73.4	43.945	16	+0.840
				Total : 1:27.846														+1.764
16	15	STANCIU Cristian TALEANU Robert	ROM	3.196	19	13.400	19	13.014	18	8.860	16	5.507	15	118.9	73.9	43.977	16	+1.024
				3.183	18	13.359	17	13.007	17	8.903	16	5.527	16	118.2	73.4	43.979	17	+0.874
				Total : 1:27.956														+1.874
17	5	OBERSTOLZ Christian GRUBER Patrick	ITA	3.108	11	13.258	6	12.895	11	8.735	11	7.886	18	120.4	74.8	45.882	18	+2.929
				3.094	6	13.277	=7	12.892	10	8.759	10	5.399	9	120.3	74.7	43.421	9	+0.316
				Total : 1:29.303														+3.221
	2	SOEDERBERG Ander: WALDEN Bengt	SWE	3.109	12	13.297	11	12.937	12	9.562	18	6.684	17	120.4	74.8	45.589	17	+2.636
				3.113	=10	13.316	14	12.955	14	9.414	18			119.7	74.4			DNF
	13	OGUCHI Takahisa TAKAHASHI Kei	JPN	3.153	16	13.351	15	13.015	19					97.4	60.5			DNF

LEGEND

Rk Rank

km/h kilometers per hour

DNF Did not finish

Int. Intermediate time

mph miles per hour

S-1, 1-2, 2-3, 3-F Split interval

**DOUBLES / DOUBLE**

UTAH OLYMPIC PARK AS OF FRI 15 FEB 2002 - 11:05

Prior to the Games					
Name	NOC	Start Time (sec)	Finish Time (sec)	Date	Run Number
THORPE Chris, IVES Clay	USA	3.046		5 MAR 2001	
LEITNER Patric-Fritz, RESCH Alexander	GER		43.138	10 FEB 2001	

During the Games					
Name	NOC	Start Time (sec)	Finish Time (sec)	Date	Run Number
SKEL Steffen, WOELLER Steffen	GER		43.121	15 FEB 2002	1
THORPE Chris, IVES Clay	USA	3.045		15 FEB 2002	1
THORPE Chris, IVES Clay	USA		43.013	15 FEB 2002	1
LEITNER Patric-Fritz, RESCH Alexander	GER		42.953	15 FEB 2002	1

N O R D I C C O M B I N E D C O M B I N E N O R D I Q U E S E



Sampa Lajunen (left), FIN, Ronny Ackermann, GER, 7.5 km Sprint Nordic Combined

S H A U N B O T T E R I L L / G E T T Y I M A G E S



Nordic Combined Contents

General

- Competition Officials
- Results - Individual K90 Official Training 1
- Results - Individual K90 Official Training 2
- Official Communication - Individual K90 Official Training 3

Competition

- Start List - Individual K90 Final Round
- Results - Individual K90 Final Round
- Results - Individual after Cross-Country Skiing
- Competition Analysis - Individual Cross-Country Skiing
- Results - Individual K90 Official Training 4
- Results - Individual K90 Official Training 5
- Start List Summary - Team K90 Final Round
- Results - Team K90 Final Round
- Results - Team 4x5km
- Competition Analysis - Team Cross-Country Skiing
- Official Communication - Individual K120 Official Training 1
- Results - SPRINT K120 Official Training 2
- Results - SPRINT K120 Official Training 3
- Start List - SPRINT K120 Competition Round
- Results - SPRINT K120 Competition Round
- Results - SPRINT K120 after Cross-Country Skiing
- Competition Analysis - SPRINT K120 Cross-Country Skiing
- Nordic Events Medallists by Event
- Nordic Events Medal Standings



COMPETITION OFFICIALS / OFFICIELS DE LA COMPÉTITION

UTAH OLYMPIC PARK

As of 06 Feb 2002 / En date du 6 FEV 2002

Jury - Nordic Combined Ski Jumping

FIS Race Director	WEHLING Ulrich	International Ski Federation (FIS)
Technical Delegate	KUMPOST Roman	Czech Republic (CZE)
Chief of Competition	LAMB Joe	United States of America (USA)

Jury - Nordic Combined Cross Country

FIS Race Director	WEHLING Ulrich	International Ski Federation (FIS)
Technical Delegate	KUMPOST Roman	Czech Republic (CZE)
Chief of Competition	LAMB Joe	United States of America (USA)
Assistant Technical Delegate	BRUDER Joachim	Germany (GER)
Chief of Course	NELSON Jeff	United States of America (USA)

Judges

Judge	ASPHAUG Kolbjoern	Norway (NOR)
	AIGMUELLER Gert	Austria (AUT)
	GOETZE Klaus-Dieter	Germany (GER)
	FRELIH Janez	Slovenia (SLO)
	KASAYA Yukio	Japan (JPN)
	LUNDE Randy	United States of America (USA)

FIS Officials

Chief of Distance Measuring	FORRER Ueli	Switzerland (SUI)
Equipment Controller	WEINBUCH Helmut	Germany (GER)
Assistant Technical Delegate	BRUDER Joachim	Germany (GER)



RESULTS / RÉSULTATS

INDIVIDUAL K90 - OFFICIAL TRAINING 1 K90 INDIVIDUEL - 1er ENTRAÎNEMENT OFFICIEL

UTAH OLYMPIC PARK WED 6 FEB 2002 / MER 6 FEV 2002 START TIME / DEBUT 12:35 END TIME / FINI A 14:14

Jury / Competition Management			Judges			Hill Data / Calculation		
Race Director	WEHLING Ulrich	FIS	A	LUNDE Randy	USA	K-Point:		90 m
Technical Delegate	KUMPOST Roman	CZE	B	GOETZE Klaus-Dieter	GER	Meter Value:		2.0 Points/m
Chief of Competition	LAMB Joe	USA	C	AIGMUELLER Gert	AUT	Jury Distance:		101 m
Assistant TD	BRUDER Joachim	GER	D	ASPHAUG Kolbjoern	NOR	Seconds per Point:		5
			E	KASAYA Yukio	JPN	Points per Minute:		12

Bib	Name	NOC Code	1st Round			2nd Round			3rd Round		
			Speed [km/h] Rank	Distance [m] Rank	Gate Rank	Speed [km/h] Rank	Distance [m] Rank	Gate Rank	Speed [km/h] Rank	Distance [m] Rank	Gate Rank
1	DAYTON Matt	USA	87.6 32	84.0 30	19 30	87.7 32	84.0 36	19 36	87.7 29	86.0 33	19 33
2	DEMONG Bill	USA	87.7 27	88.0 13	19 13	87.9 15	89.5 16	19 16	87.9 16	88.0 21	19 21
5	LODWICK Todd	USA	87.9 9	90.0 8	19 8	88.2 2	92.5 6	19 6	88.1 6	92.0 7	19 7
6	SPILLANE Johnny	USA	87.6 32	84.5 29	19 29	87.8 22	85.5 31	19 31	88.0 12	88.0 21	19 21
8	BARANNIKOV Alexej	RUS									
9	FADEEV Alexej	RUS									
10	LYSENIN Vladimir	RUS									
11	STOLJAROV Valerij	RUS									
12	ZVETKOV Alexej	RUS									
13	BIELER Christoph	AUT	87.8 16	89.0 10	19 10	88.2 2	96.0 1	19 1	88.1 6	91.5 8	19 8
14	DENIFL Wilhelm	AUT	88.0 8	91.0 3	19 3	88.2 2	89.5 16	19 16	88.3 3	93.5 4	19 4
15	EUGEN Christoph	AUT	88.3 2	84.0 30	19 30	88.2 2	82.0 43	19 43	88.4 2	85.5 36	19 36
16	GOTTWALD Felix	AUT	87.8 16	88.0 13	19 13	87.8 22	91.0 10	19 10	87.9 16	89.5 15	19 15
17	GRUBER Michael	AUT	87.9 9	89.0 10	19 10	88.1 8	93.0 4	19 4	88.1 6	90.0 12	19 12
18	STECHER Mario	AUT	88.1 5	90.5 5	19 5	87.9 15	92.5 6	19 6	88.1 6	93.5 4	19 4
19	PIKKOR Tambet	EST	87.6 32	82.5 39	19 39	87.7 32	83.0 39	19 39	87.5 41	81.5 43	19 43
20	SALUMAE Jens	EST	87.8 16	87.0 18	19 18	87.9 15	91.0 10	19 10	87.8 24	86.5 31	19 31
21	HARTMANN Andy	SUI	87.4 44	83.0 37	19 37	87.7 32	84.5 35	19 35	87.8 24	86.5 31	19 31
22	HEER Ronny	SUI	87.6 32	91.0 3	19 3	87.5 43	90.0 14	19 14	87.6 34	95.0 1	19 1
23	HURSCHLER Andreas	SUI	87.4 44	82.5 39	19 39	87.4 44	84.0 36	19 36	87.5 41	87.5 25	19 25
24	HURSCHLER Seppi	SUI									
25	RIEDER Ivan	SUI	87.7 27	86.5 22	19 22	87.8 22	86.5 23	19 23	87.5 41	87.0 28	19 28



RESULTS / RÉSULTATS

INDIVIDUAL K90 - OFFICIAL TRAINING 1 K90 INDIVIDUEL - 1er ENTRAÎNEMENT OFFICIEL

UTAH OLYMPIC PARK WED 6 FEB 2002 / MER 6 FEV 2002 START TIME / DEBUT 12:35 END TIME / FINI A 14:14

Bib	Name	NOC Code	1st Round			2nd Round			3rd Round		
			Speed [km/h] Rank	Distance [m] Rank	Gate Rank	Speed [km/h] Rank	Distance [m] Rank	Gate Rank	Speed [km/h] Rank	Distance [m] Rank	Gate Rank
26	SCHMID Jan	SUI									
27	BRYNEMO Preben Fjaere	NOR	87.6 32	81.0 44	19 44	87.9 15	80.5 46	19 46	87.9 16	80.0 44	19 44
28	GRAVE Jan Rune	NOR	87.6 32	83.5 35	19 35	87.6 39	86.0 28	19 28	87.9 16	87.5 25	19 25
29	HAMMER Kristian	NOR	87.6 32	84.0 30	19 30	87.6 39	82.5 40	19 40	87.6 34	88.0 21	19 21
30	OESTVIK Lars Andreas	NOR									
31	ROTEVATN Sverre	NOR	87.5 41	82.5 39	19 39	87.4 44	81.5 45	19 45	87.3 46	83.5 41	19 41
32	ZACHARENKO Sergei	BLR	87.1 46	77.0 45	19 45	87.2 47	82.5 40	19 40	87.4 44	83.0 42	19 42
33	ARNOULD Kevin	FRA	87.8 16	85.5 27	19 27	87.8 22	90.0 14	19 14	87.7 29	89.0 18	19 18
34	BAL Nicolas	FRA	87.9 9	82.5 39	19 39	87.9 15	86.5 23	19 23	87.9 16	80.0 44	19 44
35	BAUD Frederic	FRA	87.6 32	84.0 30	19 30	87.7 32	85.5 31	19 31	87.6 34	85.0 37	19 37
36	ROUX Ludovic	FRA	87.7 27	90.5 5	19 5	87.6 39	86.5 23	19 23	87.6 34	89.0 18	19 18
37	JEZERSEK Andrej	SLO									
38	KOBAYASHI Norihito	JPN	87.1 46	86.0 24	19 24	87.3 46	85.0 33	19 33	87.2 47	72.0 47	19 47
39	MORI Satoshi	JPN	87.8 16	88.0 13	19 13	87.9 15	89.5 16	19 16	88.0 12	84.5 39	19 39
40	OGIWARA Kenji	JPN	87.8 16	87.0 18	19 18	88.1 8	90.5 12	19 12	88.0 12	88.0 21	19 21
41	TAKAHASHI Daito	JPN	88.2 3	90.0 8	19 8	88.1 8	93.0 4	19 4	88.3 3	93.5 4	19 4
42	TOMII Gen	JPN	87.8 16	89.0 10	19 10	87.7 32	87.5 20	19 20	87.7 29	89.5 15	19 15
43	KAITAINEN Jouni	FIN									
44	KESKINARKAUS Mikko	FIN	87.9 9	88.0 13	19 13	88.0 13	88.0 19	19 19	87.9 16	90.0 12	19 12
45	LAJUNEN Samppa	FIN	87.5 41	92.0 2	19 2	87.9 15	94.0 3	19 3	88.0 12	95.0 1	19 1
46	MANNINEN Hannu	FIN	88.6 1	86.5 22	19 22	88.3 1	85.0 33	19 33	88.7 1	91.0 9	19 9
47	MANTILA Jari	FIN	87.9 9	87.0 18	19 18	87.7 32	86.0 28	19 28	87.7 29	85.0 37	19 37
48	TALLUS Jaakko	FIN	87.9 9	97.0 1	19 1	87.7 32	95.0 2	19 2	87.6 34	94.5 3	19 3
49	ACKERMANN Ronny	GER	87.7 27	90.5 5	19 5	88.0 13	90.5 12	19 12	87.8 24	89.5 15	19 15
50	GAISER Jens	GER	88.2 3	84.0 30	19 30	88.2 2	86.5 23	19 23	88.2 5	87.5 25	19 25



RESULTS / RÉSULTATS

INDIVIDUAL K90 - OFFICIAL TRAINING 1 K90 INDIVIDUEL - 1er ENTRAÎNEMENT OFFICIEL

UTAH OLYMPIC PARK WED 6 FEB 2002 / MER 6 FEV 2002 START TIME / DEBUT 12:35 END TIME / FINI A 14:14

Bib	Name	NOC Code	1st Round			2nd Round			3rd Round		
			Speed [km/h] Rank	Distance [m] Rank	Gate Rank	Speed [km/h] Rank	Distance [m] Rank	Gate Rank	Speed [km/h] Rank	Distance [m] Rank	Gate Rank
51	HASENEY Sebastian	GER	87.8 16	74.5 47	19 47	87.8 22	80.0 47	19 47	87.4 44	78.0 46	19 46
52	HETTICH Georg	GER	87.9 9	86.0 24	19 24	87.8 22	83.5 38	19 38	87.9 16	89.0 18	19 18
53	HOEHLIG Marcel	GER	87.7 27	85.0 28	19 28	87.8 22	87.0 21	19 21	87.6 34	86.0 33	19 33
54	KIRCHEISEN Bjoern	GER	87.6 32	87.0 18	19 18	88.1 8	92.0 8	19 8	87.9 16	87.0 28	19 28
55	CHURAVY Pavel	CZE	88.1 5	83.0 37	19 37	88.1 8	86.5 23	19 23	88.1 6	90.0 12	19 12
56	HERMANSKY Lukas	CZE	88.1 5	86.0 24	19 24	88.2 2	87.0 21	19 21	88.1 6	90.5 11	19 11
57	KUCERA Milan	CZE	87.5 41	76.0 46	19 46	87.6 39	82.5 40	19 40	87.8 24	91.0 9	19 9
58	RYGL Ladislav	CZE	87.8 16	82.0 43	19 43	87.8 22	82.0 43	19 43	87.6 34	84.0 40	19 40
59	SMEJC Petr	CZE	87.8 16	83.5 35	19 35	87.8 22	86.0 28	19 28	87.7 29	86.0 33	19 33
60	PSENKO Michal	SVK	87.8 16	88.0 13	19 13	87.8 22	92.0 8	19 8	87.8 24	87.0 28	19 28

Weather Information

	Time	Weather	Temp.[°C]		Humid. [%]	Wind[m/s]		
			Air	Snow		Min.	Max.	Aver.
1st Round	12:35 - 13:03	Clear	-2.0	-14.0	30	0.1	1.3	0.5
2nd Round	13:10 - 13:38	Clear	-1.0	-11.0	36	0.1	1.4	0.5
3rd Round	13:46 - 14:14	Clear	-3.0	-12.0	29	0.1	1.6	0.6

Statistics

	Gate	Falls	Distance[m]			Speed[km/h]			Jumpers / NOCs		
			Min.	Max.	Aver.	Min.	Max.	Aver.	In Starting List	Started	With Results
1st Round	19	0	74.5	97.0	85.8	87.1	88.6	87.7	57/14	47/12	47/12
2nd Round	19	0	80.0	96.0	87.3	87.2	88.3	87.8	57/14	47/12	47/12
3rd Round	19	0	72.0	95.0	87.5	87.2	88.7	87.8	57/14	47/12	47/12

NOTE

Bolded Line in Gate column:

A bolded line at the "Gate" column indicates a change in gate assignment at this point. The presentation of rankings is calculated only within results achieved from the same gate.

LEGEND

NOC National Olympic Committee
Max. Maximum
Assistant TD Assistant Technical Delegate
Humid. Humidity

Min. Minimum
Aver. Average
Temp. Temperature



RESULTS / RÉSULTATS

INDIVIDUAL K90 - OFFICIAL TRAINING 2 K90 INDIVIDUEL - 2e ENTRAÎNEMENT OFFICIEL

UTAH OLYMPIC PARK THU 7 FEB 2002 / JEU 7 FEV 2002 START TIME / DEBUT 08:36 END TIME / FINI A 10:33

Jury / Competition Management			Judges			Hill Data / Calculation		
Race Director	WEHLING Ulrich	FIS	A	LUNDE Randy	USA	K-Point:	90 m	
Technical Delegate	KUMPOST Roman	CZE	B	GOETZE Klaus-Dieter	GER	Meter Value:	2.0 Points/m	
Chief of Competition	LAMB Joe	USA	C	AIGMUELLER Gert	AUT	Jury Distance:	101 m	
Assistant TD	BRUDER Joachim	GER	D	ASPHAUG Kolbjoern	NOR	Seconds per Point:	5	
			E	KASAYA Yukio	JPN	Points per Minute:	12	

Bib	Name	NOC Code	1st Round			2nd Round			3rd Round		
			Speed [km/h] Rank	Distance [m] Rank	Gate Rank	Speed [km/h] Rank	Distance [m] Rank	Gate Rank	Speed [km/h] Rank	Distance [m] Rank	Gate Rank
13	BIELER Christoph	AUT	88.8 2	85.0 28	20 28	88.5 4	93.5 6	20 6	88.3 6	95.0 1	20 1
14	DENIFL Wilhelm	AUT									
15	EUGEN Christoph	AUT	88.7 5	82.5 39	20 39	88.4 9	86.0 29	20 29	88.6 2	84.5 30	20 30
16	GOTTWALD Felix	AUT	88.4 9	86.5 17	20 17	88.3 11	90.0 10	20 10	88.3 6	91.0 5	20 5
17	GRUBER Michael	AUT	88.1 25	86.0 24	20 24	87.9 33	90.0 10	20 10	88.1 18	86.0 22	20 22
18	STECHER Mario	AUT	88.2 14	87.0 13	20 13	88.4 9	95.0 2	20 2	88.3 6	91.5 3	20 3
19	PIKKOR Tambet	EST	88.0 35	80.5 43	20 43	87.9 33	82.5 45	20 45	88.0 26	81.5 40	20 40
20	SALUMAE Jens	EST	88.5 6	89.0 7	20 7	87.9 33	92.5 7	20 7	88.2 13	90.5 7	20 7
21	HARTMANN Andy	SUI	88.0 35	84.5 29	20 29	87.9 33	83.0 43	20 43	88.0 26	81.5 40	20 40
22	HEER Ronny	SUI	87.9 41	86.5 17	20 17	88.1 25	94.5 3	20 3	88.1 18	91.5 3	20 3
23	HURSCHLER Andreas	SUI	87.7 49	77.5 50	20 50	87.6 50	86.0 29	20 29	87.6 49	77.0 52	20 52
24	HURSCHLER Seppi	SUI	88.1 25	84.5 29	20 29	87.9 33	85.5 35	20 35	88.1 18	82.0 37	20 37
25	RIEDER Ivan	SUI	87.8 44	78.0 49	20 49	87.6 50	84.5 39	20 39	87.9 31	81.0 44	20 44
26	SCHMID Jan	SUI	87.8 44	84.0 34	20 34	87.9 33	89.0 15	20 15	87.9 31	83.5 34	20 34
27	BRYNEMO Preben Fjaere	NOR	88.1 25	75.0 53	20 53	88.5 4	83.0 43	20 43	88.2 13	81.5 40	20 40
28	GRAVE Jan Rune	NOR	88.0 35	86.5 17	20 17	88.3 11	90.0 10	20 10	88.1 18	88.5 13	20 13
29	HAMMER Kristian	NOR	87.7 49	80.0 46	20 46	87.8 44	83.5 40	20 40	87.8 37	89.0 12	20 12
30	OESTVIK Lars Andreas	NOR	87.7 49	77.0 51	20 51	87.9 33	79.5 51	20 51	87.7 45	82.0 37	20 37
31	ROTEVATN Sverre	NOR	88.0 35	83.0 38	20 38	88.1 25	88.5 18	20 18	87.8 37	88.0 14	20 14
32	ZACHARENKO Sergei	BLR	87.8 44	80.5 43	20 43	87.5 53	83.5 40	20 40	87.4 50	78.5 51	20 51
33	ARNOULD Kevin	FRA	88.0 35	82.0 40	20 40	88.1 25	87.0 26	20 26	87.9 31	86.0 22	20 22
34	BAL Nicolas	FRA	88.1 25	81.5 42	20 42	88.0 30	86.0 29	20 29	88.1 18	81.0 44	20 44



RESULTS / RÉSULTATS

INDIVIDUAL K90 - OFFICIAL TRAINING 2
K90 INDIVIDUEL - 2e ENTRAÎNEMENT OFFICIEL

UTAH OLYMPIC PARK THU 7 FEB 2002 / JEU 7 FEV 2002 START TIME / DEBUT 08:36 END TIME / FINI A 10:33

Bib	Name	NOC Code	1st Round			2nd Round			3rd Round		
			Speed [km/h] Rank	Distance [m] Rank	Gate Rank	Speed [km/h] Rank	Distance [m] Rank	Gate Rank	Speed [km/h] Rank	Distance [m] Rank	Gate Rank
35	BAUD Frederic	FRA	88.2 14	84.0 34	20 34	87.9 33	86.0 29	20 29	87.8 37	81.0 44	20 44
36	ROUX Ludovic	FRA	87.9 41	87.5 11	20 11	87.8 44	89.0 15	20 15	87.7 45	86.0 22	20 22
37	JEZERSEK Andrej	SLO	88.1 25	84.0 34	20 34	88.2 14	85.5 35	20 35	88.2 13	86.5 19	20 19
38	KOBAYASHI Norihito	JPN	87.3 53	82.0 40	20 40	87.8 44	86.0 29	20 29	87.4 50	85.5 26	20 26
39	MORI Satoshi	JPN	88.2 14	87.0 13	20 13	88.0 30	88.0 20	20 20	87.8 37	90.5 7	20 7
40	OGIWARA Kenji	JPN	88.2 14	87.5 11	20 11	88.3 11	88.5 18	20 18	87.8 37	86.5 19	20 19
41	TAKAHASHI Daito	JPN	88.4 9	93.0 2	20 2	88.5 4	94.5 3	20 3	88.2 13	93.5 2	20 2
42	TOMII Gen	JPN	87.9 41	86.5 17	20 17	88.2 14	88.0 20	20 20	87.9 31	84.0 32	20 32
43	KAITAINEN Jouni	FIN									
44	KESKINARKAUS Mikko	FIN	88.2 14	92.5 3	20 3	88.6 2	90.5 9	20 9	88.1 18	85.5 26	20 26
45	LAJUNEN Samppa	FIN									
46	MANNINEN Hannu	FIN	88.8 2	88.0 8	20 8	88.9 1	77.5 52	20 52	88.8 1	80.0 48	20 48
47	MANTILA Jari	FIN	88.2 14	87.0 13	20 13	87.9 33	87.5 23	20 23	88.2 13	84.5 30	20 30
48	TALLUS Jaakko	FIN	88.1 25	95.0 1	20 1	87.8 44	96.0 1	20 1			
49	ACKERMANN Ronny	GER	88.2 14	86.0 24	20 24	88.2 14	94.0 5	20 5	88.3 6	90.0 9	20 9
50	GAISER Jens	GER	88.9 1	88.0 8	20 8	88.5 4	89.0 15	20 15	88.6 2	87.0 16	20 16
51	HASENEY Sebastian	GER	87.8 44	80.0 46	20 46	88.0 30	83.5 40	20 40	87.9 31	82.5 36	20 36
52	HETTICH Georg	GER	88.2 14	84.5 29	20 29	87.9 33	88.0 20	20 20	88.0 26	85.5 26	20 26
53	HOEHLIG Marcel	GER	88.1 25	86.5 17	20 17	88.2 14	86.5 28	20 28	87.9 31	89.5 11	20 11
54	KIRCHEISEN Bjoern	GER	88.1 25	87.0 13	20 13	88.2 14	89.5 14	20 14	88.0 26	87.5 15	20 15
55	CHURAVY Pavel	CZE	88.3 11	88.0 8	20 8	88.1 25	87.5 23	20 23	88.3 6	90.0 9	20 9
56	HERMANSKY Lukas	CZE	88.8 2	90.5 4	20 4	88.6 2	90.0 10	20 10	88.4 5	86.5 19	20 19
57	KUCERA Milan	CZE	88.2 14	83.5 37	20 37	88.2 14	81.5 46	20 46	88.3 6	81.0 44	20 44
58	RYGL Ladislav	CZE	88.1 25	78.5 48	20 48	87.9 33	81.0 50	20 50	88.1 18	79.0 50	20 50
59	SMEJC Petr	CZE	88.3 11	85.5 27	20 27	88.5 4	85.5 35	20 35	88.5 4	81.5 40	20 40



RESULTS / RÉSULTATS

INDIVIDUAL K90 - OFFICIAL TRAINING 2 K90 INDIVIDUEL - 2e ENTRAÎNEMENT OFFICIEL

UTAH OLYMPIC PARK THU 7 FEB 2002 / JEU 7 FEV 2002 START TIME / DEBUT 08:36 END TIME / FINI A 10:33

Bib	Name	NOC Code	1st Round			2nd Round			3rd Round		
			Speed [km/h] Rank	Distance [m] Rank	Gate Rank	Speed [km/h] Rank	Distance [m] Rank	Gate Rank	Speed [km/h] Rank	Distance [m] Rank	Gate Rank
60	PSENKO Michal	SVK	88.3 11	86.5 17	20 17	88.2 14	87.5 23	20 23	87.8 37	86.0 22	20 22
1	DAYTON Matt	USA	88.2 14	84.5 29	20 29	87.8 44	81.5 46	20 46	87.8 37	87.0 16	20 16
2	DEMONG Bill	USA	88.5 6	90.5 4	20 4	88.2 14	92.5 7	20 7	88.1 18	91.0 5	20 5
5	LODWICK Todd	USA	88.5 6	89.5 6	20 6	88.2 14	86.0 29	20 29	88.3 6	87.0 16	20 16
6	SPILLANE Johnny	USA	88.0 35	86.0 24	20 24	88.1 25	87.0 26	20 26	87.7 45	83.5 34	20 34
8	BARANNIKOV Alexej	RUS	88.1 25	84.5 29	20 29	88.2 14	85.0 38	20 38	88.0 26	85.0 29	20 29
9	FADEEV Alexej	RUS	88.2 14	86.5 17	20 17	88.2 14	81.5 46	20 46	87.7 45	84.0 32	20 32
10	LYSENIN Vladimir	RUS	87.3 53	76.5 52	20 52	87.6 50	76.0 53	20 53	87.4 50	79.5 49	20 49
11	STOLJAROV Valerij	RUS	87.8 44	67.5 54	20 54	87.8 44	69.0 54	20 54	87.8 37	73.0 53	20 53
12	ZVETKOV Alexej	RUS	87.4 52	80.5 43	20 43	87.4 54	81.5 46	20 46	87.4 50	82.0 37	20 37

Weather Information

	Time	Weather	Temp.[°C]		Humid. [%]	Wind[m/s]		
			Air	Snow		Min.	Max.	Aver.
1st Round	08:36 - 09:10	Partly Cloudy	-5.0	-15.0	34	0.3	1.8	0.8
2nd Round	09:19 - 09:50	Partly Cloudy	-4.0	-14.0	41	0.2	1.8	0.8
3rd Round	10:02 - 10:33	Partly Cloudy	-3.0	-13.0	32	0.1	1.4	0.7

Statistics

	Gate	Falls	Distance[m]			Speed[km/h]			Jumpers / NOCs		
			Min.	Max.	Aver.	Min.	Max.	Aver.	In Starting List	Started	With Results
1st Round	20	2	67.5	95.0	84.4	87.3	88.9	88.1	57/14	54/14	54/14
2nd Round	20	2	69.0	96.0	86.5	87.4	88.9	88.0	57/14	54/14	54/14
3rd Round	20	0	73.0	95.0	85.1	87.4	88.8	88.0	57/14	53/14	53/14

NOTE

Bolded Line in Gate column:

A bolded line at the "Gate" column indicates a change in gate assignment at this point. The presentation of rankings is calculated only within results achieved from the same gate.

LEGEND

NOC National Olympic Committee
Max. Maximum
Assistant TD Assistant Technical Delegate
Humid. Humidity

Min. Minimum
Aver. Average
Temp. Temperature

**OFFICIAL COMMUNICATION / COMMUNIQUÉ OFFICIEL**

INDIVIDUAL K90 OFFICIAL TRAINING 3
K90 INDIVIDUEL, ENTRAÎNEMENT OFFICIEL, 3E JOUR

UTAH OLYMPIC PARK FRI 8 FEB 2002 / VEN 8 FEV 2002 ISSUE TIME / TEMPS D'ISSUE 11:04

Schedule

Communication Number: 2

The Jury has decided that the Nordic Combined Official Training 3 scheduled for Friday February 8, 2002 at 12:30 is cancelled due to weather conditions.

The Team Leaders must turn in their entry form for the K90 Individual competition no later than 13:00 today - Friday February 8, 2002 at either the Athlete's Lounge or the Competition Management Building.

Due to the schedule change, today's Team Captains Meeting has been moved from Friday February 8, 2002 at 17:30 to Friday February 8, 2002 at 13:30 at the Day Lodge.

Issued by: WEHLING Ulrich, FIS Race Director

For more details contact: Competition Management



START LIST / LISTE DE DÉPART

INDIVIDUAL K90 - FINAL ROUND K90 INDIVIDUEL - MANCHE FINALE

UTAH OLYMPIC PARK SAT 9 FEB 2002 / SAM 9 FEV 2002 START TIME / DEBUT 11:10

Jury / Competition Management			Judges			Hill Data / Calculation		
Race Director	WEHLING Ulrich	FIS	A	LUNDE Randy	USA	K-Point:		90 m
Technical Delegate	KUMPOST Roman	CZE	B	GOETZE Klaus-Dieter	GER	Meter Value:		2.0 Points/m
Chief of Competition	LAMB Joe	USA	C	AIGMUELLER Gert	AUT	Jury Distance:		101 m
Assistant TD	BRUDER Joachim	GER	D	ASPHAUG Kolbjoern	NOR	Seconds per Point:		5
			E	KASAYA Yukio	JPN	Points per Minute:		12

Start Ord.	Bib	Name	NOC Code	1st Round					Points	Rank	Remarks		
				Speed [km/h]	Distance [m]	Judges Marks							
				A	B	C	D	E					
1	19	RIEDER Ivan	SUI	85.6	78.0	16.5	16.5	16.0	16.5	16.0	85.0	45	
2	16	HURSCHLER Andreas	SUI	85.1	78.5	17.0	16.5	16.5	16.5	16.5	86.5	44	
3	11	ROTEVATN Sverre	NOR	85.3	81.0	16.5	16.5	16.5	17.0	16.5	91.5	43	
4	1	ZACHARENKO Sergei	BLR	85.5	81.0	17.0	17.0	17.5	18.0	17.5	94.0	42	
5	18	ROUX Ludovic	FRA	85.2	82.0	17.0	17.0	17.0	16.5	17.0	95.0	40	
6	20	RYGL Ladislav	CZE	86.1	82.0	17.0	17.0	17.0	17.0	16.5	95.0	40	
7	2	LYSENIN Vladimir	RUS	85.7	83.5	17.5	17.5	17.5	17.5	18.0	99.5	39	
8	35	HASENEY Sebastian	GER	85.7	84.5	17.0	18.0	17.0	17.0	17.0	100.0	38	
9	14	SPILLANE Johnny	USA	85.2	85.0	18.0	17.5	17.5	17.5	17.0	102.5	37	
10	15	BAL Nicolas	FRA	86.0	85.0	17.5	18.0	18.0	17.0	17.5	103.0	36	
11	25	BRYNEMO Preben Fjaere	NOR	85.9	85.5	17.5	17.0	17.5	17.5	18.0	103.5	35	
12	4	ZVETKOV Alexej	RUS	85.4	85.0	18.0	18.0	17.5	18.0	18.0	104.0	33	
13	23	DAYTON Matt	USA	85.7	85.5	17.0	18.0	17.5	17.5	18.0	104.0	33	
14	30	HEER Ronny	SUI	85.9	86.0	18.0	17.5	17.5	17.5	18.0	105.0	32	
15	31	HETTICH Georg	GER	86.0	86.5	17.5	18.0	17.5	17.0	17.5	105.5	31	
16	21	GRAVE Jan Rune	NOR	86.2	87.5	18.0	17.0	17.5	16.5	17.5	107.0	30	
17	38	KESKINARKAUS Mikko	FIN	85.8	87.0	18.0	18.0	18.0	18.0	18.0	108.0	29	
18	17	BAUD Frederic	FRA	85.7	87.5	18.0	18.5	18.0	17.5	17.0	108.5	28	
19	7	KUCERA Milan	CZE	86.4	88.5	17.5	17.5	16.5	17.0	18.0	109.0	27	
20	24	MORI Satoshi	JPN	85.4	87.0	18.5	18.5	18.0	18.5	18.5	109.5	26	
21	3	PIKKOR Tabet	EST	85.8	88.0	18.0	18.0	18.0	17.5	18.0	110.0	24	
22	28	TOMII Gen	JPN	85.5	88.0	18.0	18.0	18.0	18.0	18.5	110.0	24	
23	10	SALUMAE Jens	EST	85.8	91.0	16.0	17.0	15.5	16.0	17.0	111.0	23	
24	5	JEZERSEK Andrej	SLO	86.0	89.0	17.5	18.0	18.5	17.5	18.0	111.5	21	
25	29	EUGEN Christoph	AUT	86.5	89.0	18.0	18.0	18.0	17.5	17.5	111.5	21	
26	36	MANNINEN Hannu	FIN	86.4	89.5	18.5	17.5	17.5	17.5	18.0	112.0	20	
27	9	SMEJC Petr	CZE	85.9	90.0	17.0	17.5	18.0	18.0	18.0	113.5	19	
28	27	CHURAVY Pavel	CZE	85.5	90.5	18.0	17.5	18.0	16.5	17.5	114.0	18	
29	6	BARANNIKOV Alexej	RUS	85.9	91.0	18.0	18.0	17.5	17.0	17.5	115.0	16	
30	13	FADEEV Alexej	RUS	85.6	90.0	18.0	18.5	18.5	18.0	18.5	115.0	16	
31	33	KIRCHEISEN Bjoern	GER	86.3	91.5	17.5	18.0	17.5	17.5	17.5	115.5	15	
32	45	GOTTWALD Felix	AUT	86.4	90.5	18.5	18.5	19.0	18.0	18.0	116.0	14	
33	8	PSENKO Michal	SVK	86.0	91.5	18.0	18.0	18.0	18.5	18.0	117.0	12	
34	26	OGIWARA Kenji	JPN	85.9	90.0	19.5	19.0	19.0	19.0	18.5	117.0	12	
35	22	ARNOULD Kevin	FRA	86.0	91.5	19.0	18.0	18.0	18.0	18.5	117.5	10	
36	32	HAMMER Kristian	NOR	85.9	92.0	18.0	17.5	18.0	18.0	17.5	117.5	10	
37	37	DEMONG Bill	USA	86.0	91.0	19.0	19.0	18.5	18.5	18.5	118.0	7	
38	41	TAKAHASHI Daito	JPN	86.2	91.5	18.0	18.5	18.5	18.0	18.5	118.0	7	
39	42	LODWICK Todd	USA	86.2	91.5	18.0	18.5	18.5	18.5	18.0	118.0	7	
40	12	HARTMANN Andy	SUI	85.8	93.5	17.5	18.0	18.0	18.0	17.5	120.5	6	
41	44	ACKERMANN Ronny	GER	86.1	96.0	18.0	18.5	17.5	17.0	18.0	125.5	5	
42	34	BIELER Christoph	AUT	86.4	97.0	18.5	18.5	19.0	18.5	18.0	129.5	4	
43	40	STECHEM Mario	AUT	86.3	97.0	18.5	19.0	19.0	18.5	18.0	130.0	3	
44	43	LAJUNEN Sampsa	FIN	85.8	97.0	20.0	19.5	19.0	19.0	19.0	131.5	2	
45	39	TALLUS Jaakko	FIN	85.9	100.5	19.0	19.5	19.5	19.5	19.5	139.5	1	



START LIST / LISTE DE DÉPART

INDIVIDUAL K90 - FINAL ROUND
K90 INDIVIDUEL - MANCHE FINALE

UTAH OLYMPIC PARK SAT 9 FEB 2002 / SAM 9 FEV 2002 START TIME / DEBUT 11:10

LEGEND			
NOC	National Olympic Committee	Ord.	Order
Assistant TD	Assistant Technical Delegate		



RESULTS / RÉSULTATS

INDIVIDUAL K90 - FINAL ROUND K90 INDIVIDUEL - MANCHE FINALE

UTAH OLYMPIC PARK SAT 9 FEB 2002 / SAM 9 FEV 2002 START TIME / DEBUT 10:00 END TIME / FINI A 12:18

Jury / Competition Management				Judges			Hill Data / Calculation			
Race Director	WEHLING Ulrich	FIS	A	LUNDE Randy	USA	K-Point:	90 m			
Technical Delegate	KUMPOST Roman	CZE	B	GOETZE Klaus-Dieter	GER	Meter Value:	2.0 Points/m			
Chief of Competition	LAMB Joe	USA	C	AIGMUELLER Gert	AUT	Jury Distance:	101 m			
Assistant TD	BRUDER Joachim	GER	D	ASPHAUG Kolbjoern	NOR	Seconds per Point:	5			
			E	KASAYA Yukio	JPN	Points per Minute:	12			

Rank	Bib	Name	NOC Code	Speed [km/h]	Distance [m]	Distance Points	Judges Marks					Judges Points	Round Total	Round Rank	Total/Time Diff.
							A	B	C	D	E				
1	39	TALLUS Jaakko	FIN	85.9	100.5	81.0	19.0	19.5	19.5	19.5	19.5	58.5	139.5	1	267.5
				86.5	95.5	71.0	19.0	19.0	19.5	19.0	19.0	57.0	128.0	2	0:00
2	40	STECHEER Mario	AUT	86.3	97.0	74.0	18.5	19.0	19.0	18.5	18.0	56.0	130.0	3	258.0
				86.9	96.5	73.0	18.0	19.0	19.0	18.0	18.0	55.0	128.0	2	+0:48
3	43	LAJUNEN Samppa	FIN	85.8	97.0	74.0	20.0	19.5	19.0	19.0	19.0	57.5	131.5	2	257.0
				86.3	95.0	70.0	18.5	18.5	18.5	18.5	18.0	55.5	125.5	4	+0:53
4	34	BIELER Christoph	AUT	86.4	97.0	74.0	18.5	18.5	19.0	18.5	18.0	55.5	129.5	4	255.0
				87.0	95.0	70.0	17.0	19.0	19.0	18.5	18.0	55.5	125.5	4	+1:03
5	44	ACKERMANN Ronny	GER	86.1	96.0	72.0	18.0	18.5	17.5	17.0	18.0	53.5	125.5	5	254.0
				86.6	96.0	72.0	19.5	18.5	19.0	18.0	19.0	56.5	128.5	1	+1:08
6	41	TAKAHASHI Daito	JPN	86.2	91.5	63.0	18.0	18.5	18.5	18.0	18.5	55.0	118.0	7	243.5
				86.9	94.5	69.0	18.5	19.0	19.0	18.5	19.0	56.5	125.5	4	+2:00
7	42	LODWICK Todd	USA	86.2	91.5	63.0	18.0	18.5	18.5	18.5	18.0	55.0	118.0	7	240.5
				86.6	92.5	65.0	19.5	19.0	19.5	19.0	19.0	57.5	122.5	8	+2:15
8	37	DEMONG Bill	USA	86.0	91.0	62.0	19.0	19.0	18.5	18.5	18.5	56.0	118.0	7	239.5
				86.7	92.5	65.0	19.0	18.5	19.5	18.5	19.0	56.5	121.5	9	+2:20
9	22	ARNOULD Kevin	FRA	86.0	91.5	63.0	19.0	18.0	18.0	18.0	18.5	54.5	117.5	10	236.5
				86.3	92.0	64.0	19.0	18.5	18.5	18.0	18.0	55.0	119.0	10	+2:35
9	12	HARTMANN Andy	SUI	85.8	93.5	67.0	17.5	18.0	18.0	18.0	17.5	53.5	120.5	6	236.5
				86.4	91.0	62.0	18.0	18.0	18.0	18.0	18.0	54.0	116.0	14	+2:35
11	45	GOTTWALD Felix	AUT	86.4	90.5	61.0	18.5	18.5	19.0	18.0	18.0	55.0	116.0	14	235.0
				87.2	92.0	64.0	18.5	18.5	18.5	18.0	18.0	55.0	119.0	10	+2:43
12	28	TOMII Gen	JPN	85.5	88.0	56.0	18.0	18.0	18.0	18.0	18.5	54.0	110.0	24	234.5
				86.2	94.5	69.0	18.5	18.5	18.0	18.5	18.5	55.5	124.5	7	+2:45
13	26	OGIWARA Kenji	JPN	85.9	90.0	60.0	19.5	19.0	19.0	19.0	18.5	57.0	117.0	12	233.0
				86.6	90.0	60.0	18.5	18.5	19.0	18.5	19.0	56.0	116.0	14	+2:53
14	33	KIRCHEISEN Bjoern	GER	86.3	91.5	63.0	17.5	18.0	17.5	17.5	17.5	52.5	115.5	15	232.0
				86.7	91.5	63.0	17.5	18.0	18.5	17.5	18.0	53.5	116.5	13	+2:58
14	8	PSENKO Michal	SVK	86.0	91.5	63.0	18.0	18.0	18.0	18.5	18.0	54.0	117.0	12	232.0
				86.7	89.5	59.0	18.5	19.0	19.0	18.5	18.0	56.0	115.0	17	+2:58
16	27	CHURAVY Pavel	CZE	85.5	90.5	61.0	18.0	17.5	18.0	16.5	17.5	53.0	114.0	18	228.5
				86.6	91.0	62.0	17.0	18.0	17.5	17.5	17.5	52.5	114.5	18	+3:15
17	6	BARANNIKOV Alexej	RUS	85.9	91.0	62.0	18.0	18.0	17.5	17.0	17.5	53.0	115.0	16	227.0
				86.7	89.0	58.0	18.0	18.5	18.0	18.0	18.0	54.0	112.0	21	+3:23
18	29	EUGEN Christoph	AUT	86.5	89.0	58.0	18.0	18.0	18.0	17.5	17.5	53.5	111.5	21	224.5
				87.2	89.0	58.0	18.5	18.5	18.5	18.0	18.0	55.0	113.0	20	+3:35
19	9	SMEJC Petr	CZE	85.9	90.0	60.0	17.0	17.5	18.0	18.0	18.0	53.5	113.5	19	223.5
				87.1	88.0	56.0	18.0	18.0	18.0	18.0	18.0	54.0	110.0	25	+3:40
19	5	JEZERSEK Andrej	SLO	86.0	89.0	58.0	17.5	18.0	18.5	17.5	18.0	53.5	111.5	21	223.5
				86.7	89.0	58.0	18.0	18.0	18.0	18.0	18.0	54.0	112.0	21	+3:40
21	30	HEER Ronny	SUI	85.9	86.0	52.0	18.0	17.5	17.5	17.5	18.0	53.0	105.0	32	222.0
				86.2	91.5	63.0	18.0	18.0	18.5	17.5	18.0	54.0	117.0	12	+3:48
22	36	MANNINEN Hannu	FIN	86.4	89.5	59.0	18.5	17.5	17.5	17.5	18.0	53.0	112.0	20	221.5
				87.4	89.5	59.0	17.0	17.0	18.0	16.5	16.5	50.5	109.5	26	+3:50



RESULTS / RÉSULTATS

INDIVIDUAL K90 - FINAL ROUND
K90 INDIVIDUEL - MANCHE FINALE

UTAH OLYMPIC PARK SAT 9 FEB 2002 / SAM 9 FEV 2002 START TIME / DEBUT 10:00 END TIME / FINI A 12:18

Rank	Bib	Name	NOC Code	Speed [km/h]	Distance [m]	Distance Points	Judges Marks					Judges Points	Round Total	Round Rank	Total/ Time Diff.
							A	B	C	D	E				
22	32	HAMMER Kristian	NOR	85.9 85.9	92.0 86.0	64.0 52.0	18.0	17.5	18.0	18.0	17.5	53.5 52.0	117.5 104.0	10 32	221.5 +3:50
22	24	MORI Satoshi	JPN	85.4 86.3	87.0 89.0	54.0 58.0	18.5	18.5	18.0	18.5	18.5	55.5 54.0	109.5 112.0	26 21	221.5 +3:50
25	10	SALUMAE Jens	EST	85.8 86.3	91.0 88.5	62.0 57.0	16.0	17.0	15.5	16.0	17.0	49.0 52.5	111.0 109.5	23 26	220.5 +3:55
26	14	SPILLANE Johnny	USA	85.2 86.0	85.0 90.5	50.0 61.0	18.0	17.5	17.5	17.5	17.0	52.5 54.5	102.5 115.5	37 16	218.0 +4:08
27	15	BAL Nicolas	FRA	86.0 86.7	85.0 89.5	50.0 59.0	17.5	18.0	18.0	17.0	17.5	53.0 54.5	103.0 113.5	36 19	216.5 +4:15
28	13	FADEEV Alexej	RUS	85.6 86.5	90.0 85.0	60.0 50.0	18.0	18.5	18.5	18.0	18.5	55.0 49.5	115.0 99.5	16 38	214.5 +4:25
29	3	PIKKOR Tabet	EST	85.8 86.4	88.0 85.0	56.0 50.0	18.0	18.0	18.0	17.5	18.0	54.0 53.0	110.0 103.0	24 34	213.0 +4:33
30	25	BRYNEMO Preben Fjaere	NOR	85.9 86.7	85.5 88.0	51.0 56.0	17.5	17.0	17.5	17.5	18.0	52.5 52.5	103.5 108.5	35 28	212.0 +4:38
30	4	ZVETKOV Alexej	RUS	85.4 85.7	85.0 87.0	50.0 54.0	18.0	18.0	17.5	18.0	18.0	54.0 54.0	104.0 108.0	33 29	212.0 +4:38
32	31	HETTICH Georg	GER	86.0 86.6	86.5 85.5	53.0 51.0	17.5	18.0	17.5	17.0	17.5	52.5 53.0	105.5 104.0	31 32	209.5 +4:50
32	23	DAYTON Matt	USA	85.7 86.2	85.5 87.0	51.0 54.0	17.0	18.0	17.5	17.5	18.0	53.0 51.5	104.0 105.5	33 31	209.5 +4:50
34	38	KESKINARKAUS Mikko	FIN	85.8 87.0	87.0 84.5	54.0 49.0	18.0	18.0	18.0	18.0	18.0	54.0 52.0	108.0 101.0	29 36	209.0 +4:53
35	21	GRAVE Jan Rune	NOR	86.2 86.8	87.5 84.0	55.0 48.0	18.0	17.0	17.5	16.5	17.5	52.0 52.0	107.0 100.0	30 37	207.0 +5:03
36	17	BAUD Frederic	FRA	85.7 86.6	87.5 83.0	55.0 46.0	18.0	18.5	18.0	17.5	17.0	53.5 51.5	108.5 97.5	28 41	206.0 +5:08
37	18	ROUX Ludovic	FRA	85.2 86.5	82.0 87.5	44.0 55.0	17.0	17.0	17.0	16.5	17.0	51.0 52.0	95.0 107.0	40 30	202.0 +5:28
38	35	HASENEY Sebastian	GER	85.7 86.2	84.5 84.5	49.0 49.0	17.0	18.0	17.0	17.0	17.0	51.0 50.0	100.0 99.0	38 39	199.0 +5:43
39	16	HURSCHLER Andreas	SUI	85.1 86.4	78.5 90.0	37.0 60.0	17.0	16.5	16.5	16.5	16.5	49.5 51.5	86.5 111.5	44 24	198.0 +5:48
40	2	LYSENIN Vladimir	RUS	85.7 86.2	83.5 82.0	47.0 44.0	17.5	17.5	17.5	17.5	18.0	52.5 51.5	99.5 95.5	39 42	195.0 +6:03
41	20	RYGL Ladislav	CZE	86.1 86.4	82.0 82.0	44.0 44.0	17.0	17.0	17.0	17.0	16.5	51.0 50.5	95.0 94.5	40 43	189.5 +6:30
41	11	ROTEVATN Sverre	NOR	85.3 86.1	81.0 83.5	42.0 47.0	16.5	16.5	16.5	17.0	16.5	49.5 51.0	91.5 98.0	43 40	189.5 +6:30
43	19	RIEDER Ivan	SUI	85.6 86.7	78.0 84.5	36.0 49.0	16.5	16.5	16.0	16.5	16.0	49.0 52.5	85.0 101.5	45 35	186.5 +6:45
44	7	KUCERA Milan	CZE	86.4 87.4	88.5 83.0	57.0 46.0	17.5	17.5	16.5	17.0	18.0	52.0 27.0	109.0 73.0	27 45	182.0 +7:08
45	1	ZACHARENKO Sergei	BLR	85.5 86.2	81.0 76.5	42.0 33.0	17.0	17.0	17.5	18.0	17.5	52.0 44.5	94.0 77.5	42 44	171.5 +8:00





RESULTS / RÉSULTATS

INDIVIDUAL K90 - FINAL ROUND K90 INDIVIDUEL - MANCHE FINALE

UTAH OLYMPIC PARK SAT 9 FEB 2002 / SAM 9 FEV 2002 START TIME / DEBUT 10:00 END TIME / FINI A 12:18

Weather Information									
	Time	Weather	Temp.[°C]		Humid. [%]	Wind[m/s]			
			Air	Snow		Min.	Max.	Aver.	
1st Round	10:00 - 10:47	Clear	-7.0	-13.0	69	0.4	3.4	2.0	
Final Round	11:28 - 12:18	Clear	-6.0	-11.0	55	0.4	3.6	1.9	

Statistics											
	Gate	Falls	Distance[m]			Speed[km/h]			Jumpers / NOCs		
			Min.	Max.	Aver.	Min.	Max.	Aver.	In Starting List	Started	With Results
1st Round	15	0	78.0	100.5	88.5	85.1	86.5	85.8	45/14	45/14	45/14
Final Round	17	1	76.5	96.5	88.6	85.7	87.4	86.5	45/14	45/14	45/14

Technical Delegate:  KUMPOST Roman (CZE)	Chief of Competition:  LAMB Joe (USA)
--	--

NOTES

How point scores are calculated:

An athlete is awarded 60 points for jumping the K-point distance. For every meter more or less than the K-point, a competitor has 2.0 points added or subtracted from his total. In addition, competitors are awarded points for style (for flight and landing) up to a maximum of 20 per judge. Five judges score each jump, with the highest and lowest scores disregarded and the scores of the other three aggregated and added to the competitor's points for distance.

Calculation of the Time Difference in Individual Events:

The amount of time that a competitor must wait before starting is calculated by converting the number of points behind into time. Each point behind is equivalent to 5 seconds of wait time, 12 points behind means a competitor starts one minute later than the competitor in front of him.

LEGEND

NOC	National Olympic Committee	Diff.	Time Difference
Min.	Minimum	Max.	Maximum
Aver.	Average	Assistant TD	Assistant Technical Delegate
Temp.	Temperature	Humid.	Humidity



RESULTS / RÉSULTATS

INDIVIDUAL 15 km
15 km INDIVIDUEL

SOLDIER HOLLOW SUN 10 FEB 2002 / DIM 10 FEV 2002 START TIME / DEBUT 09:00 END TIME / FINI A 09:49

Jury			Course Information	
Race Director	WEHLING Ulrich	FIS	Course Name:	Olympic 5 km - A
Technical Delegate	KUMPOST Roman	CZE	Height Difference:	76 m
Assistant Technical Delegate	BRUDER Joachim	GER	Maximum Climb:	41 m
Chief of Competition	LAMB Joe	USA	Total Climb:	196 m
Chief of Course	NELSON Jeff	USA	Length of Lap:	5 000 m
			Number of Laps:	3

Rank	Bib	Name	NOC Code	Points	Jump Rk.	Time Difference	Cross Country Time	Rk.	Time Behind
1	3	LAJUNEN Samppa	FIN	257.0	3	0:53	38:18.7	6	39:11.7
2	1	TALLUS Jaakko	FIN	267.5	1	0:00	39:36.4	20	+24.7
3	11	GOTTWALD Felix	AUT	235.0	11	2:43	37:23.5	1	+54.8
4	5	ACKERMANN Ronny	GER	254.0	5	1:08	39:19.8	18	+1:16.1
5	14	KIRCHEISEN Bjoern	GER	232.0	14	2:58	37:57.9	5	+1:44.2
6	2	STECHEM Mario	AUT	258.0	2	0:48	40:42.8	31	+2:19.1
7	7	LODWICK Todd	USA	240.5	7	2:15	39:24.4	19	+2:27.7
8	23	HAMMER Kristian	NOR	221.5	22	3:50	37:50.8	3	+2:29.1
9	10	HARTMANN Andy	SUI	236.5	9	2:35	39:07.3	14	+2:30.6
10	27	BAL Nicolas	FRA	216.5	27	4:15	37:28.3	2	+2:31.6
11	13	OGIWARA Kenji	JPN	233.0	13	2:53	38:52.6	11	+2:33.9
12	6	TAKAHASHI Daito	JPN	243.5	6	2:00	40:01.2	26	+2:49.5
13	20	JEZERSEK Andrej	SLO	223.5	19	3:40	38:22.9	8	+2:51.2
14	22	MANNINEN Hannu	FIN	221.5	22	3:50	38:31.1	9	+3:09.4
15	4	BIELER Christoph	AUT	255.0	4	1:03	41:18.1	37	+3:09.4
16	16	CHURAVY Pavel	CZE	228.5	16	3:15	39:56.3	25	+3:59.6
17	9	ARNOULD Kevin	FRA	236.5	9	2:35	40:37.1	30	+4:00.4
18	33	DAYTON Matt	USA	209.5	32	4:50	38:22.3	7	+4:00.6
19	8	DEMONG Bill	USA	239.5	8	2:20	40:58.1	36	+4:06.4
20	18	EUGEN Christoph	AUT	224.5	18	3:35	39:51.1	24	+4:14.4
21	38	HASENEY Sebastian	GER	199.0	38	5:43	37:54.0	4	+4:25.3
22	30	BRYNEMO Preben Fjære	NOR	212.0	30	4:38	39:12.3	15	+4:38.6
23	17	BARANNIKOV Alexej	RUS	227.0	17	3:23	40:44.3	32	+4:55.6
24	35	GRAVE Jan Rune	NOR	207.0	35	5:03	39:15.5	16	+5:06.8
25	39	HURSCHLER Andreas	SUI	198.0	39	5:48	38:31.4	10	+5:07.7
26	37	ROUX Ludovic	FRA	202.0	37	5:28	38:54.3	12	+5:10.6
27	31	ZVETKOV Alexej	RUS	212.0	30	4:38	39:50.2	23	+5:16.5
28	34	KESKINARKAUS Mikko	FIN	209.0	34	4:53	39:45.9	22	+5:27.2
29	21	HEER Ronny	SUI	222.0	21	3:48	40:52.0	34	+5:28.3
30	24	MORI Satoshi	JPN	221.5	22	3:50	40:50.6	33	+5:28.9
31	28	FADEEV Alexej	RUS	214.5	28	4:25	40:24.0	27	+5:37.3
32	26	SPILLANE Johnny	USA	218.0	26	4:08	40:57.5	35	+5:53.8
33	12	TOMII Gen	JPN	234.5	12	2:45	42:30.4	41	+6:03.7
34	32	HETTICH Georg	GER	209.5	32	4:50	40:27.8	28	+6:06.1
35	40	LYSENIN Vladimir	RUS	195.0	40	6:03	39:18.5	17	** +6:09.8
36	42	ROTEVATN Sverre	NOR	189.5	41	6:30	38:54.6	13	** +6:12.9
37	36	BAUD Frederic	FRA	206.0	36	5:08	40:27.9	29	+6:24.2
38	15	PSENKO Michal	SVK	232.0	14	2:58	43:08.2	42	+6:54.5
39	41	RYGL Ladislav	CZE	189.5	41	6:30	39:36.5	21	** +6:54.8
40	25	SALUMAE Jens	EST	220.5	25	3:55	44:32.4	43	+9:15.7
41	44	KUCERA Milan	CZE	182.0	44	7:08	41:24.4	39	** +9:20.7
42	43	RIEDER Ivan	SUI	186.5	43	6:45	42:27.0	40	** +10:00.3
43	19	SMEJC Petr	CZE	223.5	19	3:40	45:33.7	44	+10:02.0
44	45	ZACHARENKO Sergei	BLR	171.5	45	8:00	41:18.9	38	** +10:07.2





RESULTS / RÉSULTATS

INDIVIDUAL 15 km
15 km INDIVIDUEL

SOLDIER HOLLOW SUN 10 FEB 2002 / DIM 10 FEV 2002 START TIME / DEBUT 09:00 END TIME / FINI A 09:49

Did not start					
29	PIKKOR Tambet	EST	213.0	29	4:33

Weather	Snow Condition	Temperatures [°C]		Participants/NOCs					
		Air	Snow	Entries	Ranked	DNS	DNF	DSQ	LAP
Clear	Hard	-13.0	-15.0	45/15	44/14	1/1	0/0	0/0	0/0

Technical Delegate:  KUMPOST Roman (CZE)	Chief of Competition:  LAMB Joe (USA)
--	--

NOTE
The amount of time that a competitor must wait before starting is calculated by converting the number of points behind into time. Each point behind is equivalent to 5 seconds of wait time. 12 points behind means a competitor starts one minute later than the competitor in front of him

LEGEND / LEGENDE								
RK. Rank	**	Wave Start	DNS	Did not start	DNF	Did not finish	DSQ	Disqualified
LAP Lapped								



COMPETITION ANALYSIS / ANALYSE DE LA COMPÉTITION

INDIVIDUAL 15 km
15 km INDIVIDUEL

SOLDIER HOLLOW SUN 10 FEB 2002 / DIM 10 FEV 2002 START TIME / DEBUT 09:00 END TIME / FINI A 09:49



Jury			Course Information		
Race Director	WEHLING Ulrich	FIS	Course Name:	Olympic 5 km - A	
Technical Delegate	KUMPOST Roman	CZE	Height Difference:	76 m	
Assistant Technical Delegate	BRUDER Joachim	GER	Maximum Climb:	41 m	
Chief of Competition	LAMB Joe	USA	Total Climb:	196 m	
Chief of Course	NELSON Jeff	USA	Length of Lap:	5 000 m	
			Number of Laps:	3	

Rank	Bib Name	NOC Code	Time Difference	Jump Points	Rk.	Time	Time Behind	Rk.
			1.9 km / 6.9 km / 11.9 km	3.7 km / 8.7 km / 13.7 km	5.0 km / 10.0 km / 15.0 km			
			Time Time/Behind Rk.	Time Time/Behind Rk.	Time Time/Behind Rk.			
1	3 LAJUNEN Samppa	FIN	0:53	257.0	3	39:11.7	0.0	1
	Cumulative Time		6:11.8	+33.2	2	9:54.1	+23.0	2
	Section Time		5:18.8	0.0	1	3:42.3	+3.2	2
	Cumulative Time		18:53.0	0.0	1	22:43.3	0.0	1
	Section Time		5:38.8	+8.9	7	3:50.3	+14.6	7
	Cumulative Time		31:52.2	0.0	1	35:44.0	0.0	1
	Section Time		5:49.0	+21.1	16	3:51.8	+10.4	11
2	1 TALLUS Jaakko	FIN	0:00	267.5	1	39:36.4	+24.7	2
	Cumulative Time		5:38.6	0.0	1	9:31.1	0.0	1
	Section Time		5:38.6	+19.8	22	3:52.5	+13.4	13
	Cumulative Time		18:53.4	+0.4	2	22:44.1	+0.8	2
	Section Time		5:53.0	+23.1	18	3:50.7	+15.0	8
	Cumulative Time		32:11.4	+19.2	2	36:13.8	+29.8	2
	Section Time		5:57.9	+30.0	20	4:02.4	+21.0	26
3	11 GOTTWALD Felix	AUT	2:43	235.0	11	40:06.5	+54.8	3
	Cumulative Time		8:05.7	+2:27.1	10	11:44.8	+2:13.7	8
	Section Time		5:22.7	+3.9	2	3:39.1	0.0	1
	Cumulative Time		20:55.3	+2:02.3	7	24:31.0	+1:47.7	5
	Section Time		5:51.6	+21.7	17	3:35.7	0.0	1
	Cumulative Time		33:16.8	+1:24.6	4	36:58.2	+1:14.2	4
	Section Time		5:27.9	0.0	1	3:41.4	0.0	1



COMPETITION ANALYSIS / ANALYSE DE LA COMPÉTITION

INDIVIDUAL 15 km 15 km INDIVIDUEL

SOLDIER HOLLOW SUN 10 FEB 2002 / DIM 10 FEV 2002 START TIME / DEBUT 09:00 END TIME / FINI A 09:49

Rank	Bib Name	NOC Code	Time Difference	Jump Points	Rk.	Time			Rk.	
						Time	Time/Behind	Time Behind		
		1.9 km / 6.9 km / 11.9 km			3.7 km / 8.7 km / 13.7 km			5.0 km / 10.0 km / 15.0 km		
		Time	Time/Behind	Rk.	Time	Time/Behind	Rk.	Time	Time/Behind	Rk.
4	5 ACKERMANN Ronny	GER	1:08	254.0	5	40:27.8	+1:16.1	4		
Cumulative Time	6:41.1	+1:02.5	4	10:33.4	+1:02.3	4	13:56.6	+56.2	4	
Section Time	5:33.1	+14.3	18	3:52.3	+13.2	=11	3:23.2	+9.9	14	
Cumulative Time	19:46.9	+53.9	3	23:43.2	+59.9	3	27:10.9	+1:07.7	3	
Section Time	5:50.3	+20.4	14	3:56.3	+20.6	17	3:27.7	+9.8	18	
Cumulative Time	32:58.7	+1:06.5	3	36:57.6	+1:13.6	3	40:27.8	+1:16.1	4	
Section Time	5:47.8	+19.9	14	3:58.9	+17.5	20	3:30.2	+28.7	37	
5	14 KIRCHEISEN Bjoern	GER	2:58	232.0	14	40:55.9	+1:44.2	5		
Cumulative Time	8:24.8	+2:46.2	12	12:14.2	+2:43.1	11	15:33.2	+2:32.8	9	
Section Time	5:26.8	+8.0	8	3:49.4	+10.3	7	3:19.0	+5.7	10	
Cumulative Time	21:05.5	+2:12.5	8	24:50.8	+2:07.5	7	28:11.6	+2:08.4	6	
Section Time	5:32.3	+2.4	3	3:45.3	+9.6	3	3:20.8	+2.9	4	
Cumulative Time	33:44.8	+1:52.6	5	37:35.7	+1:51.7	5	40:55.9	+1:44.2	5	
Section Time	5:33.2	+5.3	2	3:50.9	+9.5	9	3:20.2	+18.7	23	
6	2 STECHER Mario	AUT	0:48	258.0	2	41:30.8	+2:19.1	6		
Cumulative Time	6:13.2	+34.6	3	10:15.4	+44.3	3	13:51.0	+50.6	3	
Section Time	5:25.2	+6.4	5	4:02.2	+23.1	34	3:35.6	+22.3	39	
Cumulative Time	19:53.9	+1:00.9	4	23:58.9	+1:15.6	4	27:35.8	+1:32.6	4	
Section Time	6:02.9	+33.0	29	4:05.0	+29.3	28	3:36.9	+19.0	37	
Cumulative Time	33:53.3	+2:01.1	6	38:00.8	+2:16.8	6	41:30.8	+2:19.1	6	
Section Time	6:17.5	+49.6	37	4:07.5	+26.1	31	3:30.0	+28.5	36	
7	7 LODWICK Todd	USA	2:15	240.5	7	41:39.4	+2:27.7	7		
Cumulative Time	7:40.0	+2:01.4	6	11:36.8	+2:05.7	6	15:03.3	+2:02.9	6	
Section Time	5:25.0	+6.2	3	3:56.8	+17.7	=24	3:26.5	+13.2	21	
Cumulative Time	20:54.7	+2:01.7	6	24:50.1	+2:06.8	6	28:16.3	+2:13.1	7	
Section Time	5:51.4	+21.5	16	3:55.4	+19.7	16	3:26.2	+8.3	12	
Cumulative Time	34:15.2	+2:23.0	7	38:22.7	+2:38.7	7	41:39.4	+2:27.7	7	
Section Time	5:58.9	+31.0	23	4:07.5	+26.1	31	3:16.7	+15.2	16	
8	23 HAMMER Kristian	NOR	3:50	221.5	22	41:40.8	+2:29.1	8		
Cumulative Time	9:21.0	+3:42.4	19	13:12.9	+3:41.8	18	16:29.7	+3:29.3	16	
Section Time	5:31.0	+12.2	14	3:51.9	+12.8	9	3:16.8	+3.5	3	
Cumulative Time	22:02.8	+3:09.8	14	25:51.4	+3:08.1	11	29:14.3	+3:11.1	12	
Section Time	5:33.1	+3.2	5	3:48.6	+12.9	4	3:22.9	+5.0	8	
Cumulative Time	34:49.7	+2:57.5	11	38:36.5	+2:52.5	9	41:40.8	+2:29.1	8	
Section Time	5:35.4	+7.5	4	3:46.8	+5.4	5	3:04.3	+2.8	4	
9	10 HARTMANN Andy	SUI	2:35	236.5	9	41:42.3	+2:30.6	9		
Cumulative Time	8:05.0	+2:26.4	9	12:05.0	+2:33.9	10	15:34.0	+2:33.6	10	
Section Time	5:30.0	+11.2	12	4:00.0	+20.9	30	3:29.0	+15.7	=24	
Cumulative Time	21:06.2	+2:13.2	10	25:12.2	+2:28.9	10	28:40.1	+2:36.9	10	
Section Time	5:32.2	+2.3	2	4:06.0	+30.3	30	3:27.9	+10.0	19	
Cumulative Time	34:38.9	+2:46.7	9	38:37.2	+2:53.2	10	41:42.3	+2:30.6	9	
Section Time	5:58.8	+30.9	22	3:58.3	+16.9	18	3:05.1	+3.6	5	



COMPETITION ANALYSIS / ANALYSE DE LA COMPÉTITION

INDIVIDUAL 15 km 15 km INDIVIDUEL

SOLDIER HOLLOW SUN 10 FEB 2002 / DIM 10 FEV 2002 START TIME / DEBUT 09:00 END TIME / FINI A 09:49

Rank	Bib Name	NOC Code	Time		Jump Points	Rk.	Time		Rk.	
			Difference				Time	Time Behind		
		1.9 km / 6.9 km / 11.9 km			3.7 km / 8.7 km / 13.7 km			5.0 km / 10.0 km / 15.0 km		
		Time	Time/Behind	Rk.	Time	Time/Behind	Rk.	Time	Time/Behind	Rk.
10	27 BAL Nicolas	FRA	4:15	216.5	27	41:43.3	+2:31.6	10		
Cumulative Time	9:41.7	+4:03.1	25	13:29.3	+3:58.2	22	16:42.6	+3:42.2	22	
Section Time	5:26.7	+7.9	7	3:47.6	+8.5	5	3:13.3	0.0	1	
Cumulative Time	22:12.5	+3:19.5	17	25:54.8	+3:11.5	15	29:13.9	+3:10.7	11	
Section Time	5:29.9	0.0	1	3:42.3	+6.6	2	3:19.1	+1.2	2	
Cumulative Time	34:49.1	+2:56.9	10	38:35.7	+2:51.7	8	41:43.3	+2:31.6	10	
Section Time	5:35.2	+7.3	3	3:46.6	+5.2	4	3:07.6	+6.1	8	
11	13 OGIWARA Kenji	JPN	2:53	233.0	13	41:45.6	+2:33.9	11		
Cumulative Time	8:25.6	+2:47.0	13	12:18.8	+2:47.7	12	15:53.7	+2:53.3	12	
Section Time	5:32.6	+13.8	17	3:53.2	+14.1	16	3:34.9	+21.6	37	
Cumulative Time	22:02.3	+3:09.3	13	25:53.9	+3:10.6	14	29:16.0	+3:12.8	15	
Section Time	6:08.6	+38.7	34	3:51.6	+15.9	10	3:22.1	+4.2	5	
Cumulative Time	34:52.6	+3:00.4	14	38:38.1	+2:54.1	11	41:45.6	+2:33.9	11	
Section Time	5:36.6	+8.7	5	3:45.5	+4.1	3	3:07.5	+6.0	7	
12	6 TAKAHASHI Daito	JPN	2:00	243.5	6	42:01.2	+2:49.5	12		
Cumulative Time	7:40.9	+2:02.3	7	11:39.4	+2:08.3	7	15:08.1	+2:07.7	8	
Section Time	5:40.9	+22.1	23	3:58.5	+19.4	27	3:28.7	+15.4	23	
Cumulative Time	21:05.9	+2:12.9	9	25:11.2	+2:27.9	9	28:39.7	+2:36.5	9	
Section Time	5:57.8	+27.9	=25	4:05.3	+29.6	29	3:28.5	+10.6	20	
Cumulative Time	34:38.2	+2:46.0	8	38:43.3	+2:59.3	13	42:01.2	+2:49.5	12	
Section Time	5:58.5	+30.6	21	4:05.1	+23.7	27	3:17.9	+16.4	18	
13	20 JEZERSEK Andrej	SLO	3:40	223.5	19	42:02.9	+2:51.2	13		
Cumulative Time	9:21.4	+3:42.8	20	13:13.7	+3:42.6	19	16:30.8	+3:30.4	18	
Section Time	5:41.4	+22.6	24	3:52.3	+13.2	=11	3:17.1	+3.8	5	
Cumulative Time	22:03.4	+3:10.4	15	25:52.1	+3:08.8	12	29:14.7	+3:11.5	13	
Section Time	5:32.6	+2.7	4	3:48.7	+13.0	5	3:22.6	+4.7	7	
Cumulative Time	34:52.0	+2:59.8	13	38:39.6	+2:55.6	12	42:02.9	+2:51.2	13	
Section Time	5:37.3	+9.4	7	3:47.6	+6.2	6	3:23.3	+21.8	28	
14	22 MANNINEN Hannu	FIN	3:50	221.5	22	42:21.1	+3:09.4	14		
Cumulative Time	9:20.4	+3:41.8	18	13:12.2	+3:41.1	17	16:30.3	+3:29.9	17	
Section Time	5:30.4	+11.6	13	3:51.8	+12.7	8	3:18.1	+4.8	8	
Cumulative Time	22:14.5	+3:21.5	18	26:06.2	+3:22.9	17	29:31.8	+3:28.6	17	
Section Time	5:44.2	+14.3	10	3:51.7	+16.0	11	3:25.6	+7.7	11	
Cumulative Time	35:15.2	+3:23.0	15	39:06.6	+3:22.6	15	42:21.1	+3:09.4	=14	
Section Time	5:43.4	+15.5	9	3:51.4	+10.0	10	3:14.5	+13.0	15	
15	4 BIELER Christoph	AUT	1:03	255.0	4	42:21.1	+3:09.4	15		
Cumulative Time	6:50.1	+1:11.5	5	10:52.4	+1:21.3	5	14:24.2	+1:23.8	5	
Section Time	5:47.1	+28.3	30	4:02.3	+23.2	35	3:31.8	+18.5	34	
Cumulative Time	20:43.0	+1:50.0	5	24:52.0	+2:08.7	8	28:30.4	+2:27.2	8	
Section Time	6:18.8	+48.9	41	4:09.0	+33.3	36	3:38.4	+20.5	38	
Cumulative Time	34:51.6	+2:59.4	12	38:53.4	+3:09.4	14	42:21.1	+3:09.4	=14	
Section Time	6:21.2	+53.3	38	4:01.8	+20.4	24	3:27.7	+26.2	=34	



COMPETITION ANALYSIS / ANALYSE DE LA COMPÉTITION

INDIVIDUAL 15 km 15 km INDIVIDUEL

SOLDIER HOLLOW SUN 10 FEB 2002 / DIM 10 FEV 2002 START TIME / DEBUT 09:00 END TIME / FINI A 09:49

Rank	Bib Name	NOC Code	Time Difference	Jump Points	Rk.	Time			Rk.		
						Time	Time/Behind	Time Behind			
			1.9 km / 6.9 km / 11.9 km			3.7 km / 8.7 km / 13.7 km			5.0 km / 10.0 km / 15.0 km		
			Time	Time/Behind	Rk.	Time	Time/Behind	Rk.	Time	Time/Behind	Rk.
16	16 CHURAVY Pavel	CZE	3:15	228.5	16	43:11.3	+3:59.6	16			
	Cumulative Time		8:43.8	+3:05.2	15	12:39.8	+3:08.7	15	16:03.9	+3:03.5	14
	Section Time		5:28.8	+10.0	10	3:56.0	+16.9	22	3:24.1	+10.8	15
	Cumulative Time		22:01.6	+3:08.6	12	25:52.8	+3:09.5	13	29:15.3	+3:12.1	14
	Section Time		5:57.7	+27.8	=23	3:51.2	+15.5	9	3:22.5	+4.6	6
	Cumulative Time		35:16.8	+3:24.6	16	39:33.5	+3:49.5	16	43:11.3	+3:59.6	16
	Section Time		6:01.5	+33.6	25	4:16.7	+35.3	39	3:37.8	+36.3	41
17	9 ARNOULD Kevin	FRA	2:35	236.5	9	43:12.1	+4:00.4	17			
	Cumulative Time		8:23.2	+2:44.6	11	12:23.6	+2:52.5	13	16:00.9	+3:00.5	13
	Section Time		5:48.2	+29.4	33	4:00.4	+21.3	31	3:37.3	+24.0	41
	Cumulative Time		22:04.7	+3:11.7	16	26:07.3	+3:24.0	18	29:47.3	+3:44.1	18
	Section Time		6:03.8	+33.9	30	4:02.6	+26.9	27	3:40.0	+22.1	39
	Cumulative Time		35:58.0	+4:05.8	19	40:09.5	+4:25.5	19	43:12.1	+4:00.4	17
	Section Time		6:10.7	+42.8	27	4:11.5	+30.1	34	3:02.6	+1.1	2
18	33 DAYTON Matt	USA	4:50	209.5	32	43:12.3	+4:00.6	18			
	Cumulative Time		10:27.4	+4:48.8	30	14:16.0	+4:44.9	29	17:40.5	+4:40.1	28
	Section Time		5:37.4	+18.6	21	3:48.6	+9.5	6	3:24.5	+11.2	17
	Cumulative Time		23:20.9	+4:27.9	24	27:13.6	+4:30.3	22	30:44.1	+4:40.9	22
	Section Time		5:40.4	+10.5	8	3:52.7	+17.0	12	3:30.5	+12.6	26
	Cumulative Time		36:21.7	+4:29.5	20	40:10.8	+4:26.8	20	43:12.3	+4:00.6	18
	Section Time		5:37.6	+9.7	8	3:49.1	+7.7	8	3:01.5	0.0	1
19	8 DEMONG Bill	USA	2:20	239.5	8	43:18.1	+4:06.4	19			
	Cumulative Time		8:04.2	+2:25.6	8	12:04.1	+2:33.0	9	15:34.2	+2:33.8	11
	Section Time		5:44.2	+25.4	27	3:59.9	+20.8	=28	3:30.1	+16.8	30
	Cumulative Time		21:40.9	+2:47.9	11	25:55.8	+3:12.5	16	29:22.2	+3:19.0	16
	Section Time		6:06.7	+36.8	32	4:14.9	+39.2	39	3:26.4	+8.5	14
	Cumulative Time		35:39.5	+3:47.3	17	39:54.5	+4:10.5	17	43:18.1	+4:06.4	19
	Section Time		6:17.3	+49.4	36	4:15.0	+33.6	38	3:23.6	+22.1	29
20	18 EUGEN Christoph	AUT	3:35	224.5	18	43:26.1	+4:14.4	20			
	Cumulative Time		9:22.5	+3:43.9	21	13:14.6	+3:43.5	20	16:31.5	+3:31.1	19
	Section Time		5:47.5	+28.7	31	3:52.1	+13.0	10	3:16.9	+3.6	4
	Cumulative Time		22:15.2	+3:22.2	19	26:16.5	+3:33.2	19	29:50.6	+3:47.4	19
	Section Time		5:43.7	+13.8	9	4:01.3	+25.6	23	3:34.1	+16.2	35
	Cumulative Time		35:57.3	+4:05.1	18	40:08.6	+4:24.6	18	43:26.1	+4:14.4	20
	Section Time		6:06.7	+38.8	26	4:11.3	+29.9	33	3:17.5	+16.0	17
21	38 HASENEY Sebastian	GER	5:43	199.0	38	43:37.0	+4:25.3	21			
	Cumulative Time		11:12.9	+5:34.3	37	14:58.2	+5:27.1	37	18:15.9	+5:15.5	36
	Section Time		5:29.9	+11.1	11	3:45.3	+6.2	3	3:17.7	+4.4	7
	Cumulative Time		23:50.4	+4:57.4	29	27:39.2	+4:55.9	27	31:02.5	+4:59.3	24
	Section Time		5:34.5	+4.6	6	3:48.8	+13.1	6	3:23.3	+5.4	9
	Cumulative Time		36:39.3	+4:47.1	22	40:24.5	+4:40.5	21	43:37.0	+4:25.3	21
	Section Time		5:36.8	+8.9	6	3:45.2	+3.8	2	3:12.5	+11.0	11



COMPETITION ANALYSIS / ANALYSE DE LA COMPÉTITION

INDIVIDUAL 15 km 15 km INDIVIDUEL

SOLDIER HOLLOW SUN 10 FEB 2002 / DIM 10 FEV 2002 START TIME / DEBUT 09:00 END TIME / FINI A 09:49

Rank	Bib Name	NOC Code	Time Difference	Jump Points	Rk.	Time			Rk.	
						Time	Time Behind	Rk.		
		1.9 km / 6.9 km / 11.9 km			3.7 km / 8.7 km / 13.7 km			5.0 km / 10.0 km / 15.0 km		
		Time	Time/Behind	Rk.	Time	Time/Behind	Rk.	Time	Time/Behind	Rk.
22	30 BRYNEMO Preben Fjaere	NOR	4:38	212.0	30	43:50.3	+4:38.6	22		
	Cumulative Time	10:12.9	+4:34.3	27	14:05.6	+4:34.5	27	17:27.4	+4:27.0	26
	Section Time	5:34.9	+16.1	20	3:52.7	+13.6	=14	3:21.8	+8.5	13
	Cumulative Time	23:20.8	+4:27.8	23	27:15.0	+4:31.7	23	30:44.7	+4:41.5	23
	Section Time	5:53.4	+23.5	19	3:54.2	+18.5	=13	3:29.7	+11.8	=22
	Cumulative Time	36:32.4	+4:40.2	21	40:31.7	+4:47.7	22	43:50.3	+4:38.6	22
	Section Time	5:47.7	+19.8	13	3:59.3	+17.9	21	3:18.6	+17.1	19
23	17 BARANNIKOV Alexej	RUS	3:23	227.0	17	44:07.3	+4:55.6	23		
	Cumulative Time	9:20.3	+3:41.7	17	13:15.5	+3:44.4	21	16:32.1	+3:31.7	20
	Section Time	5:57.3	+38.5	43	3:55.2	+16.1	18	3:16.6	+3.3	2
	Cumulative Time	22:39.6	+3:46.6	21	26:53.8	+4:10.5	21	30:27.6	+4:24.4	20
	Section Time	6:07.5	+37.6	33	4:14.2	+38.5	38	3:33.8	+15.9	33
	Cumulative Time	36:39.8	+4:47.6	23	40:45.7	+5:01.7	23	44:07.3	+4:55.6	23
	Section Time	6:12.2	+44.3	29	4:05.9	+24.5	29	3:21.6	+20.1	24
24	35 GRAVE Jan Rune	NOR	5:03	207.0	35	44:18.5	+5:06.8	24		
	Cumulative Time	10:46.7	+5:08.1	35	14:40.8	+5:09.7	35	18:07.8	+5:07.4	30
	Section Time	5:43.7	+24.9	26	3:54.1	+15.0	17	3:27.0	+13.7	22
	Cumulative Time	24:04.3	+5:11.3	30	28:04.1	+5:20.8	31	31:34.0	+5:30.8	31
	Section Time	5:56.5	+26.6	22	3:59.8	+24.1	19	3:29.9	+12.0	=24
	Cumulative Time	37:20.6	+5:28.4	25	41:14.5	+5:30.5	26	44:18.5	+5:06.8	24
	Section Time	5:46.6	+18.7	11	3:53.9	+12.5	15	3:04.0	+2.5	3
25	39 HURSCHLER Andreas	SUI	5:48	198.0	39	44:19.4	+5:07.7	25		
	Cumulative Time	11:13.6	+5:35.0	38	14:59.2	+5:28.1	38	18:16.8	+5:16.4	37
	Section Time	5:25.6	+6.8	6	3:45.6	+6.5	4	3:17.6	+4.3	6
	Cumulative Time	24:07.4	+5:14.4	34	28:08.8	+5:25.5	34	31:36.3	+5:33.1	35
	Section Time	5:50.6	+20.7	15	4:01.4	+25.7	24	3:27.5	+9.6	17
	Cumulative Time	37:21.2	+5:29.0	26	41:13.0	+5:29.0	24	44:19.4	+5:07.7	25
	Section Time	5:44.9	+17.0	10	3:51.8	+10.4	11	3:06.4	+4.9	6
26	37 ROUX Ludovic	FRA	5:28	202.0	37	44:22.3	+5:10.6	26		
	Cumulative Time	10:53.1	+5:14.5	36	14:48.4	+5:17.3	36	18:12.8	+5:12.4	35
	Section Time	5:25.1	+6.3	4	3:55.3	+16.2	19	3:24.4	+11.1	16
	Cumulative Time	24:06.6	+5:13.6	33	28:03.4	+5:20.1	30	31:34.6	+5:31.4	32
	Section Time	5:53.8	+23.9	20	3:56.8	+21.1	18	3:31.2	+13.3	=30
	Cumulative Time	37:21.7	+5:29.5	27	41:13.9	+5:29.9	25	44:22.3	+5:10.6	26
	Section Time	5:47.1	+19.2	12	3:52.2	+10.8	13	3:08.4	+6.9	10
27	31 ZVETKOV Alexej	RUS	4:38	212.0	30	44:28.2	+5:16.5	27		
	Cumulative Time	10:32.0	+4:53.4	31	14:34.4	+5:03.3	31	18:09.8	+5:09.4	34
	Section Time	5:54.0	+35.2	38	4:02.4	+23.3	36	3:35.4	+22.1	38
	Cumulative Time	24:07.5	+5:14.5	35	28:09.9	+5:26.6	36	31:33.3	+5:30.1	30
	Section Time	5:57.7	+27.8	=23	4:02.4	+26.7	26	3:23.4	+5.5	10
	Cumulative Time	37:22.9	+5:30.7	30	41:15.4	+5:31.4	27	44:28.2	+5:16.5	27
	Section Time	5:49.6	+21.7	17	3:52.5	+11.1	14	3:12.8	+11.3	12



COMPETITION ANALYSIS / ANALYSE DE LA COMPÉTITION

INDIVIDUAL 15 km 15 km INDIVIDUEL

SOLDIER HOLLOW SUN 10 FEB 2002 / DIM 10 FEV 2002 START TIME / DEBUT 09:00 END TIME / FINI A 09:49

Rank	Bib Name	NOC			Time		Jump Points	Rk.	Time		Rk.
		Code	Difference			Time			Time Behind		
		1.9 km / 6.9 km / 11.9 km			3.7 km / 8.7 km / 13.7 km			5.0 km / 10.0 km / 15.0 km			
		Time	Time/Behind	Rk.	Time	Time/Behind	Rk.	Time	Time/Behind	Rk.	
28	34 KESKINARKAUS Mikko	FIN	4:53	209.0	34	44:38.9	+5:27.2	28			
Cumulative Time	10:42.9	+5:04.3	34	14:40.0	+5:08.9	34	18:09.2	+5:08.8	33		
Section Time	5:49.9	+31.1	35	3:57.1	+18.0	26	3:29.2	+15.9	26		
Cumulative Time	24:08.3	+5:15.3	36	28:08.9	+5:25.6	35	31:35.2	+5:32.0	33		
Section Time	5:59.1	+29.2	27	4:00.6	+24.9	21	3:26.3	+8.4	13		
Cumulative Time	37:27.7	+5:35.5	33	41:25.9	+5:41.9	31	44:38.9	+5:27.2	28		
Section Time	5:52.5	+24.6	18	3:58.2	+16.8	17	3:13.0	+11.5	13		
29	21 HEER Ronny	SUI	3:48	222.0	21	44:40.0	+5:28.3	29			
Cumulative Time	9:32.3	+3:53.7	22	13:42.6	+4:11.5	23	17:20.3	+4:19.9	24		
Section Time	5:44.3	+25.5	=28	4:10.3	+31.2	41	3:37.7	+24.4	42		
Cumulative Time	23:30.9	+4:37.9	28	27:38.4	+4:55.1	26	31:08.3	+5:05.1	27		
Section Time	6:10.6	+40.7	36	4:07.5	+31.8	33	3:29.9	+12.0	=24		
Cumulative Time	37:21.8	+5:29.6	28	41:20.5	+5:36.5	29	44:40.0	+5:28.3	29		
Section Time	6:13.5	+45.6	31	3:58.7	+17.3	19	3:19.5	+18.0	22		
30	24 MORI Satoshi	JPN	3:50	221.5	22	44:40.6	+5:28.9	30			
Cumulative Time	9:34.3	+3:55.7	24	13:43.6	+4:12.5	24	17:19.7	+4:19.3	23		
Section Time	5:44.3	+25.5	=28	4:09.3	+30.2	40	3:36.1	+22.8	40		
Cumulative Time	23:29.2	+4:36.2	25	27:37.5	+4:54.2	25	31:07.2	+5:04.0	25		
Section Time	6:09.5	+39.6	35	4:08.3	+32.6	35	3:29.7	+11.8	=22		
Cumulative Time	37:23.6	+5:31.4	31	41:18.2	+5:34.2	28	44:40.6	+5:28.9	30		
Section Time	6:16.4	+48.5	33	3:54.6	+13.2	16	3:22.4	+20.9	26		
31	28 FADEEV Alexej	RUS	4:25	214.5	28	44:49.0	+5:37.3	31			
Cumulative Time	10:13.8	+4:35.2	28	14:06.5	+4:35.4	28	17:28.2	+4:27.8	27		
Section Time	5:48.8	+30.0	34	3:52.7	+13.6	=14	3:21.7	+8.4	12		
Cumulative Time	23:29.4	+4:36.4	26	27:36.4	+4:53.1	24	31:07.6	+5:04.4	26		
Section Time	6:01.2	+31.3	28	4:07.0	+31.3	32	3:31.2	+13.3	=30		
Cumulative Time	37:22.8	+5:30.6	29	41:23.6	+5:39.6	30	44:49.0	+5:37.3	31		
Section Time	6:15.2	+47.3	32	4:00.8	+19.4	23	3:25.4	+23.9	30		
32	26 SPILLANE Johnny	USA	4:08	218.0	26	45:05.5	+5:53.8	32			
Cumulative Time	9:51.3	+4:12.7	26	13:54.8	+4:23.7	25	17:25.5	+4:25.1	25		
Section Time	5:43.3	+24.5	25	4:03.5	+24.4	38	3:30.7	+17.4	32		
Cumulative Time	23:30.0	+4:37.0	27	27:39.4	+4:56.1	28	31:12.8	+5:09.6	28		
Section Time	6:04.5	+34.6	31	4:09.4	+33.7	37	3:33.4	+15.5	32		
Cumulative Time	37:25.4	+5:33.2	32	41:38.6	+5:54.6	33	45:05.5	+5:53.8	32		
Section Time	6:12.6	+44.7	30	4:13.2	+31.8	35	3:26.9	+25.4	33		
33	12 TOMII Gen	JPN	2:45	234.5	12	45:15.4	+6:03.7	33			
Cumulative Time	8:33.0	+2:54.4	14	12:38.9	+3:07.8	14	16:11.4	+3:11.0	15		
Section Time	5:48.0	+29.2	32	4:05.9	+26.8	39	3:32.5	+19.2	36		
Cumulative Time	22:28.4	+3:35.4	20	26:46.8	+4:03.5	20	30:29.3	+4:26.1	21		
Section Time	6:17.0	+47.1	40	4:18.4	+42.7	40	3:42.5	+24.6	40		
Cumulative Time	37:00.5	+5:08.3	24	41:30.6	+5:46.6	32	45:15.4	+6:03.7	33		
Section Time	6:31.2	+1:03.3	41	4:30.1	+48.7	42	3:44.8	+43.3	43		



COMPETITION ANALYSIS / ANALYSE DE LA COMPÉTITION

INDIVIDUAL 15 km 15 km INDIVIDUEL

SOLDIER HOLLOW SUN 10 FEB 2002 / DIM 10 FEV 2002 START TIME / DEBUT 09:00 END TIME / FINI A 09:49

Rank	Bib Name	NOC Code	Time Difference	Jump Points	Rk.	Time			Rk.	
						Time	Time/Behind	Time		
		1.9 km / 6.9 km / 11.9 km			3.7 km / 8.7 km / 13.7 km			5.0 km / 10.0 km / 15.0 km		
		Time	Time/Behind	Rk.	Time	Time/Behind	Rk.	Time	Time/Behind	Rk.
34	32 HETTICH Georg	GER	4:50	209.5	32	45:17.8	+6:06.1	34		
Cumulative Time	10:42.2	+5:03.6	32	14:39.0	+5:07.9	33	18:08.6	+5:08.2	32	
Section Time	5:52.2	+33.4	36	3:56.8	+17.7	=24	3:29.6	+16.3	28	
Cumulative Time	24:04.9	+5:11.9	31	28:04.9	+5:21.6	32	31:35.6	+5:32.4	34	
Section Time	5:56.3	+26.4	21	4:00.0	+24.3	20	3:30.7	+12.8	27	
Cumulative Time	37:46.8	+5:54.6	34	41:52.1	+6:08.1	34	45:17.8	+6:06.1	34	
Section Time	6:11.2	+43.3	28	4:05.3	+23.9	28	3:25.7	+24.2	31	
35	40 LYSENIN Vladimir	RUS	6:03	195.0	40	45:21.5	+6:09.8	35		
Cumulative Time	11:35.4	+5:56.8	39	15:32.0	+6:00.9	39	18:57.2	+5:56.8	39	
Section Time	5:32.4	+13.6	16	3:56.6	+17.5	23	3:25.2	+11.9	18	
Cumulative Time	24:47.3	+5:54.3	37	28:41.5	+5:58.2	37	32:08.0	+6:04.8	37	
Section Time	5:50.1	+20.2	13	3:54.2	+18.5	=13	3:26.5	+8.6	15	
Cumulative Time	38:00.8	+6:08.6	35	42:02.7	+6:18.7	35	45:21.5	+6:09.8	35	
Section Time	5:52.8	+24.9	19	4:01.9	+20.5	25	3:18.8	+17.3	20	
36	42 ROTEVATN Sverre	NOR	6:30	189.5	41	45:24.6	+6:12.9	36		
Cumulative Time	12:01.8	+6:23.2	41	15:57.2	+6:26.1	40	19:23.3	+6:22.9	40	
Section Time	5:31.8	+13.0	15	3:55.4	+16.3	=20	3:26.1	+12.8	20	
Cumulative Time	25:12.8	+6:19.8	40	29:07.6	+6:24.3	38	32:34.5	+6:31.3	38	
Section Time	5:49.5	+19.6	11	3:54.8	+19.1	15	3:26.9	+9.0	16	
Cumulative Time	38:22.9	+6:30.7	38	42:11.5	+6:27.5	36	45:24.6	+6:12.9	36	
Section Time	5:48.4	+20.5	15	3:48.6	+7.2	7	3:13.1	+11.6	14	
37	36 BAUD Frederic	FRA	5:08	206.0	36	45:35.9	+6:24.2	37		
Cumulative Time	10:42.7	+5:04.1	33	14:38.1	+5:07.0	32	18:08.1	+5:07.7	31	
Section Time	5:34.7	+15.9	19	3:55.4	+16.3	=20	3:30.0	+16.7	29	
Cumulative Time	24:05.9	+5:12.9	32	28:08.1	+5:24.8	33	31:44.1	+5:40.9	36	
Section Time	5:57.8	+27.9	=25	4:02.2	+26.5	25	3:36.0	+18.1	36	
Cumulative Time	38:06.4	+6:14.2	37	42:13.7	+6:29.7	37	45:35.9	+6:24.2	37	
Section Time	6:22.3	+54.4	39	4:07.3	+25.9	30	3:22.2	+20.7	25	
38	15 PSENKO Michal	SVK	2:58	232.0	14	46:06.2	+6:54.5	38		
Cumulative Time	8:52.1	+3:13.5	16	13:05.6	+3:34.5	16	16:34.6	+3:34.2	21	
Section Time	5:54.1	+35.3	39	4:13.5	+34.4	42	3:29.0	+15.7	=24	
Cumulative Time	23:11.5	+4:18.5	22	27:40.5	+4:57.2	29	31:25.9	+5:22.7	29	
Section Time	6:36.9	+1:07.0	42	4:29.0	+53.3	42	3:45.4	+27.5	41	
Cumulative Time	38:01.3	+6:09.1	36	42:23.9	+6:39.9	38	46:06.2	+6:54.5	38	
Section Time	6:35.4	+1:07.5	42	4:22.6	+41.2	40	3:42.3	+40.8	42	
39	41 RYGL Ladislav	CZE	6:30	189.5	41	46:06.5	+6:54.8	39		
Cumulative Time	11:58.2	+6:19.6	40	15:58.1	+6:27.0	41	19:23.7	+6:23.3	41	
Section Time	5:28.2	+9.4	9	3:59.9	+20.8	=28	3:25.6	+12.3	19	
Cumulative Time	25:13.6	+6:20.6	41	29:14.7	+6:31.4	39	32:48.6	+6:45.4	39	
Section Time	5:49.9	+20.0	12	4:01.1	+25.4	22	3:33.9	+16.0	34	
Cumulative Time	38:47.7	+6:55.5	39	42:47.5	+7:03.5	39	46:06.5	+6:54.8	39	
Section Time	5:59.1	+31.2	24	3:59.8	+18.4	22	3:19.0	+17.5	21	



COMPETITION ANALYSIS / ANALYSE DE LA COMPÉTITION

INDIVIDUAL 15 km 15 km INDIVIDUEL

SOLDIER HOLLOW SUN 10 FEB 2002 / DIM 10 FEV 2002 START TIME / DEBUT 09:00 END TIME / FINI A 09:49

Rank	Bib Name	NOC Code	Time Difference	Jump Points	Rk.	Time			Rk.		
						Time	Time Behind	Rk.			
			1.9 km / 6.9 km / 11.9 km	3.7 km / 8.7 km / 13.7 km			5.0 km / 10.0 km / 15.0 km				
			Time Time/Behind Rk.	Time Time/Behind Rk.	Time Time/Behind Rk.						
40	25 SALUMAE Jens	EST	3:55	220.5	25	48:27.4	+9:15.7	40			
	Cumulative Time		10:14.4	+4:35.8	29	14:31.0	+4:59.9	30	18:17.8	+5:17.4	38
	Section Time		6:19.4	+1:00.6	44	4:16.6	+37.5	43	3:46.8	+33.5	43
	Cumulative Time		25:05.9	+6:12.9	39	29:40.5	+6:57.2	41	33:27.0	+7:23.8	40
	Section Time		6:48.1	+1:18.2	43	4:34.6	+58.9	43	3:46.5	+28.6	42
	Cumulative Time		40:15.3	+8:23.1	40	44:53.9	+9:09.9	40	48:27.4	+9:15.7	40
	Section Time		6:48.3	+1:20.4	43	4:38.6	+57.2	43	3:33.5	+32.0	39
41	44 KUCERA Milan	CZE	7:08	182.0	44	48:32.4	+9:20.7	41			
	Cumulative Time		13:03.5	+7:24.9	43	17:06.8	+7:35.7	43	20:37.1	+7:36.7	43
	Section Time		5:55.5	+36.7	41	4:03.3	+24.2	37	3:30.3	+17.0	31
	Cumulative Time		26:51.7	+7:58.7	43	30:59.7	+8:16.4	43	34:30.7	+8:27.5	42
	Section Time		6:14.6	+44.7	37	4:08.0	+32.3	34	3:31.0	+13.1	28
	Cumulative Time		40:47.1	+8:54.9	42	45:01.5	+9:17.5	41	48:32.4	+9:20.7	41
	Section Time		6:16.4	+48.5	33	4:14.4	+33.0	37	3:30.9	+29.4	38
42	43 RIEDER Ivan	SUI	6:45	186.5	43	49:12.0	+10:00.3	42			
	Cumulative Time		12:41.2	+7:02.6	42	16:42.9	+7:11.8	42	20:14.8	+7:14.4	42
	Section Time		5:56.2	+37.4	42	4:01.7	+22.6	32	3:31.9	+18.6	35
	Cumulative Time		26:30.8	+7:37.8	42	30:56.9	+8:13.6	42	34:44.4	+8:41.2	43
	Section Time		6:16.0	+46.1	39	4:26.1	+50.4	41	3:47.5	+29.6	43
	Cumulative Time		41:08.9	+9:16.7	43	45:34.5	+9:50.5	43	49:12.0	+10:00.3	42
	Section Time		6:24.5	+56.6	40	4:25.6	+44.2	41	3:37.5	+36.0	40
43	19 SMEJC Petr	CZE	3:40	223.5	19	49:13.7	+10:02.0	43			
	Cumulative Time		9:33.1	+3:54.5	23	13:57.8	+4:26.7	26	17:58.4	+4:58.0	29
	Section Time		5:53.1	+34.3	37	4:24.7	+45.6	44	4:00.6	+47.3	44
	Cumulative Time		24:55.7	+6:02.7	38	29:36.1	+6:52.8	40	33:33.4	+7:30.2	41
	Section Time		6:57.3	+1:27.4	44	4:40.4	+1:04.7	44	3:57.3	+39.4	44
	Cumulative Time		40:34.7	+8:42.5	41	45:16.7	+9:32.7	42	49:13.7	+10:02.0	43
	Section Time		7:01.3	+1:33.4	44	4:42.0	+1:00.6	44	3:57.0	+55.5	44
44	45 ZACHARENKO Sergei	BLR	8:00	171.5	45	49:18.9	+10:07.2	44			
	Cumulative Time		13:55.0	+8:16.4	44	17:57.1	+8:26.0	44	21:28.7	+8:28.3	44
	Section Time		5:55.0	+36.2	40	4:02.1	+23.0	33	3:31.6	+18.3	33
	Cumulative Time		27:44.3	+8:51.3	44	31:50.9	+9:07.6	44	35:22.0	+9:18.8	44
	Section Time		6:15.6	+45.7	38	4:06.6	+30.9	31	3:31.1	+13.2	29
	Cumulative Time		41:38.5	+9:46.3	44	45:52.6	+10:08.6	44	49:18.9	+10:07.2	44
	Section Time		6:16.5	+48.6	35	4:14.1	+32.7	36	3:26.3	+24.8	32
Did not start	29 PIKKOR Tambet	EST	4:33	213.0	29						



COMPETITION ANALYSIS / ANALYSE DE LA COMPÉTITION

INDIVIDUAL 15 km
15 km INDIVIDUEL

SOLDIER HOLLOW SUN 10 FEB 2002 / DIM 10 FEV 2002 START TIME / DEBUT 09:00 END TIME / FINI A 09:49

Weather	Snow Condition	Temperatures [°C]		Participants/NOCs					
		Air	Snow	Entries	Ranked	DNS	DNF	DSQ	LAP
Clear	Hard	-13.0	-15.0	45/15	44/14	1/1	0/0	0/0	0/0

LEGEND / LEGENDE

Rk.	Rank	DNS	Did not start	DNF	Did not finish	DSQ	Disqualified	LAP	Lapped
------------	------	------------	---------------	------------	----------------	------------	--------------	------------	--------



RESULTS / RÉSULTATS

INDIVIDUAL K90 - OFFICIAL TRAINING 4 K90 INDIVIDUEL - 4e ENTRAÎNEMENT OFFICIEL

UTAH OLYMPIC PARK TUE 12 FEB 2002 / MAR 12 FEV 2002 START TIME / DEBUT 12:31 END TIME / FINI A 14:36

Jury / Competition Management			Judges			Hill Data / Calculation		
Race Director	WEHLING Ulrich	FIS	A	ASPHAUG Kolbjoern	NOR	K-Point:	90 m	
Technical Delegate	KUMPOST Roman	CZE	B	KASAYA Yukio	JPN	Meter Value:	2.0 Points/m	
Chief of Competition	LAMB Joe	USA	C	FRELIH Janez	SLO	Jury Distance:	101 m	
Assistant TD	BRUDER Joachim	GER	D	LUNDE Randy	USA	Seconds per Point:	1.5	
			E	GOETZE Klaus-Dieter	GER	Points per Minute:	40	

Bib	Name	NOC Code	1st Round			2nd Round			3rd Round		
			Speed [km/h] Rank	Distance [m] Rank	Gate Rank	Speed [km/h] Rank	Distance [m] Rank	Gate Rank	Speed [km/h] Rank	Distance [m] Rank	Gate Rank
32	ZACHARENKO Sergei	BLR	86.3 45	75.5 45	17 2				85.7 21	83.5 33	15 33
33	ARNOULD Kevin	FRA	86.5 44	79.5 39	17 1	87.4 3	86.5 19	19 6	85.6 26	88.0 15	15 15
34	BAL Nicolas	FRA	87.9 2	84.0 20	19 20	87.9 1	87.5 15	19 4	86.2 3	80.5 39	15 39
35	BAUD Frederic	FRA	87.3 30	84.5 18	19 18	87.2 6	84.5 27	19 7	85.7 21	78.5 41	15 41
36	ROUX Ludovic	FRA	87.1 39	85.5 14	19 14	87.5 2	89.5 12	19 3	85.3 40	76.5 42	15 42
37	JEZERSEK Andrej	SLO									
38	KOBAYASHI Norihito	JPN	87.2 33	81.0 34	19 34	87.4 3	80.5 33	19 8	85.6 26	83.5 33	15 33
39	MORI Satoshi	JPN	87.1 39	84.0 20	19 20	87.4 3	93.0 5	19 2	85.4 35	83.0 35	15 35
40	OGIWARA Kenji	JPN	87.4 25	81.0 34	19 34	87.0 7	87.5 15	19 4	85.6 26	86.5 20	15 20
41	TAKAHASHI Daito	JPN	87.5 18	85.5 14	19 14	87.0 7	95.5 2	19 1	86.0 7	97.5 2	15 2
42	TOMII Gen	JPN	87.5 18	82.0 28	19 28	86.3 13	91.5 7	17 3	85.8 14	81.5 38	15 38
43	KAITAINEN Jouni	FIN									
44	KESKINARKAUS Mikko	FIN	87.8 9	88.5 8	19 8	86.6 11	94.5 3	17 2	85.6 26	85.0 26	15 26
45	LAJUNEN Samppa	FIN	87.5 18	95.0 2	19 2	86.7 10	100.5 1	17 1	85.8 14	101.5 1	15 1
46	MANNINEN Hannu	FIN	88.5 1	94.0 3	19 3	86.3 13	85.5 23	15 14	86.5 2	84.5 29	15 29
47	MANTILA Jari	FIN	87.6 14	92.0 4	19 4	86.2 18	93.5 4	15 1	86.0 7	89.0 12	15 12
48	TALLUS Jaakko	FIN	87.2 33	99.5 1	19 1	85.8 31	91.0 9	15 4	85.4 35	95.5 3	15 3
49	ACKERMANN Ronny	GER									
50	GAISER Jens	GER	87.8 9	90.0 6	19 6	86.3 13	84.5 27	15 18	86.0 7	83.0 35	15 35
51	HASENEY Sebastian	GER	87.2 33	80.5 37	19 37	85.3 44	73.0 43	15 32	85.5 32	66.5 45	15 45
52	HETTICH Georg	GER	87.3 30	91.5 5	19 5	86.0 24	86.0 20	15 11	85.8 14	90.0 10	15 10
53	HOEHLIG Marcel	GER				86.3 13	92.5 6	15 2	86.2 3	91.0 7	15 7



RESULTS / RÉSULTATS

INDIVIDUAL K90 - OFFICIAL TRAINING 4
K90 INDIVIDUEL - 4e ENTRAÎNEMENT OFFICIEL

UTAH OLYMPIC PARK TUE 12 FEB 2002 / MAR 12 FEV 2002 START TIME / DEBUT 12:31 END TIME / FINI A 14:36

Bib	Name	NOC Code	1st Round			2nd Round			3rd Round		
			Speed [km/h] Rank	Distance [m] Rank	Gate Rank	Speed [km/h] Rank	Distance [m] Rank	Gate Rank	Speed [km/h] Rank	Distance [m] Rank	Gate Rank
54	KIRCHEISEN Bjoern	GER									
55	CHURAVY Pavel	CZE	87.4 25	88.5 8	19 8	86.0 24	91.5 7	15 3	85.8 14	85.5 24	15 24
56	HERMANSKY Lukas	CZE	87.9 2	86.0 12	19 12	86.3 13	87.5 15	15 9	86.2 3	93.0 6	15 6
57	KUCERA Milan	CZE	87.9 2	80.0 38	19 38	86.2 18	71.5 45	15 34	86.1 6	85.5 24	15 24
58	RYGL Ladislav	CZE	87.9 2	79.5 39	19 39	86.2 18	85.0 26	15 17	85.9 13	84.5 29	15 29
59	SMEJC Petr	CZE	87.8 9	82.5 26	19 26	86.2 18	85.5 23	15 14	85.6 26	87.0 19	15 19
60	PSENKO Michal	SVK	87.4 25	83.0 25	19 25	85.5 39	87.0 18	15 10	85.4 35	86.5 20	15 20
1	DAYTON Matt	USA	87.3 30	82.0 28	19 28	85.6 34	84.5 27	15 18	85.5 32	85.0 26	15 26
2	DEMONG Bill	USA									
3	ERICHSEN Kristoffer	USA	87.4 25	85.5 14	19 14	85.9 28	81.5 31	15 21	85.4 35	87.5 17	15 17
5	LODWICK Todd	USA									
6	SPILLANE Johnny	USA	87.5 18	87.0 11	19 11	85.8 31	76.5 40	15 29	85.7 21	84.0 31	15 31
7	Van LOAN Carl	USA	87.8 9	85.0 17	19 17	85.9 28	75.5 41	15 30	85.1 42	80.0 40	15 40
8	BARANNIKOV Alexej	RUS	87.7 13	84.0 20	19 20	85.9 28	88.0 14	15 8	85.8 14	90.5 8	15 8
9	FADEEV Alexej	RUS	87.5 18	87.5 10	19 10	86.0 24	86.0 20	15 11	85.7 21	94.0 4	15 4
10	LYSENIN Vladimir	RUS	87.0 41	83.5 24	19 24	85.4 42	78.5 35	15 24	85.0 44	87.5 17	15 17
11	STOLJAROV Valerij	RUS	87.0 41	73.0 46	19 44	85.5 39	65.0 46	15 35	84.9 45	70.0 43	15 43
12	ZVETKOV Alexej	RUS	86.1 46	82.0 28	19 28	85.6 34	80.0 34	15 23	85.1 42	89.5 11	15 11
13	BIELER Christoph	AUT									
14	DENIFL Wilhelm	AUT									
15	EUGEN Christoph	AUT	87.9 2	82.0 28	19 28	86.8 9	86.0 20	15 11	86.7 1	86.0 23	15 23
16	GOTTWALD Felix	AUT									
17	GRUBER Michael	AUT	87.9 2	86.0 12	19 12	86.2 18	91.0 9	15 4	86.0 7	85.0 26	15 26
18	STECHER Mario	AUT									
19	PIKKOR Tabet	EST									



RESULTS / RÉSULTATS

INDIVIDUAL K90 - OFFICIAL TRAINING 4 K90 INDIVIDUEL - 4e ENTRAÎNEMENT OFFICIEL

UTAH OLYMPIC PARK TUE 12 FEB 2002 / MAR 12 FEV 2002 START TIME / DEBUT 12:31 END TIME / FINI A 14:36

Bib	Name	NOC Code	1st Round			2nd Round			3rd Round		
			Speed [km/h] Rank	Distance [m] Rank	Gate Rank	Speed [km/h] Rank	Distance [m] Rank	Gate Rank	Speed [km/h] Rank	Distance [m] Rank	Gate Rank
20	SALUMAE Jens	EST									
21	HARTMANN Andy	SUI	87.6 14	82.0 28	19 28	85.7 33	78.0 37	15 26			
22	HEER Ronny	SUI	87.6 14	84.5 18	19 18	85.4 42	73.0 43	15 32	85.8 14	90.5 8	15 8
23	HURSCHLER Andreas	SUI	87.4 25	79.0 41	19 40	85.5 39	74.0 42	15 31	85.2 41	89.0 12	15 12
24	HURSCHLER Seppi	SUI	87.6 14	82.5 26	19 26	85.6 34	88.5 13	15 7	85.6 26	93.5 5	15 5
25	RIEDER Ivan	SUI	87.5 18	81.0 34	19 34	86.1 23	78.5 35	15 24	86.0 7	88.0 15	15 15
26	SCHMID Jan	SUI	87.5 18	89.0 7	19 7	85.6 34	90.0 11	15 6	85.7 21	88.5 14	15 14
27	BRYNEMO Preben Fjaere	NOR	87.9 2	82.0 28	19 28	86.4 12	78.0 37	15 26	86.0 7	84.0 31	15 31
28	GRAVE Jan Rune	NOR	87.2 33	77.0 43	19 42	86.0 24	82.0 30	15 20	85.8 14	86.5 20	15 20
29	HAMMER Kristian	NOR	87.2 33	84.0 20	19 20	85.6 34	85.5 23	15 14	85.4 35	67.0 44	15 44
30	OESTVIK Lars Andreas	NOR	86.9 43	76.5 44	19 43	85.3 44	78.0 37	15 26	84.8 46	58.0 46	15 46
31	ROTEVATN Sverre	NOR	87.2 33	79.0 41	19 40	85.1 46	81.0 32	15 22	85.5 32	83.0 35	15 35



RESULTS / RÉSULTATS

INDIVIDUAL K90 - OFFICIAL TRAINING 4 K90 INDIVIDUEL - 4e ENTRAÎNEMENT OFFICIEL

UTAH OLYMPIC PARK TUE 12 FEB 2002 / MAR 12 FEV 2002 START TIME / DEBUT 12:31 END TIME / FINI A 14:36

Weather Information									
	Time	Weather	Temp.[°C]		Humid.	Wind[m/s]			
			Air	Snow	[%]	Min.	Max.	Aver.	
1st Round	12:31 - 12:59	Clear	-3.0	-12.0	52	0.2	1.7	0.7	
2nd Round	13:06 - 13:44	Clear	-2.0	-8.0	51	0.2	2.5	1.1	
3rd Round	13:51 - 14:36	Clear	-2.0	-9.0	40	0.2	5.3	1.7	

Statistics											
	Gate	Falls	Distance[m]			Speed[km/h]			Jumpers / NOCs		
			Min.	Max.	Aver.	Min.	Max.	Aver.	In Starting List	Started	With Results
1st Round	17	0	75.5	79.5	77.5	86.3	86.5	86.4	59/14	46/12	46/12
	19	0	73.0	99.5	84.3	86.1	88.5	87.4			
2nd Round	15	0	65.0	93.5	82.6	85.1	86.8	85.8	59/14	46/11	46/11
	17	0	91.5	100.5	95.5	86.3	86.7	86.5			
	19	0	80.5	95.5	88.0	87.0	87.9	87.3			
3rd Round	15	0	58.0	101.5	85.0	84.8	86.7	85.6	59/14	46/12	46/12

NOTE
Bolded Line in Gate column:
 A bolded line at the "Gate" column indicates a change in gate assignment at this point. The presentation of rankings is calculated only within results achieved from the same gate.

LEGEND			
NOC	National Olympic Committee	Min.	Minimum
Max.	Maximum	Aver.	Average
Assistant TD	Assistant Technical Delegate	Temp.	Temperature
Humid.	Humidity		



RESULTS / RÉSULTATS

INDIVIDUAL K90 - OFFICIAL TRAINING 5 K90 INDIVIDUEL - 5e ENTRAÎNEMENT OFFICIEL

UTAH OLYMPIC PARK WED 13 FEB 2002 / MER 13 FEV 2002 START TIME / DEBUT 13:00 END TIME / FINI A 14:37

Jury / Competition Management			Judges			Hill Data / Calculation		
Race Director	WEHLING Ulrich	FIS	A	ASPHAUG Kolbjorn	NOR	K-Point:		90 m
Technical Delegate	KUMPOST Roman	CZE	B	KASAYA Yukio	JPN	Meter Value:		2.0 Points/m
Chief of Competition	LAMB Joe	USA	C	FRELIH Janez	SLO	Jury Distance:		101 m
Assistant TD	BRUDER Joachim	GER	D	LUNDE Randy	USA	Seconds per Point:		1.5
			E	GOETZE Klaus-Dieter	GER	Points per Minute:		40

Bib	Name	NOC Code	1st Round			2nd Round			3rd Round		
			Speed [km/h] Rank	Distance [m] Rank	Gate Rank	Speed [km/h] Rank	Distance [m] Rank	Gate Rank	Speed [km/h] Rank	Distance [m] Rank	Gate Rank
38	KOBAYASHI Norihito	JPN	87.0 48	81.5 42	19 11	88.1 29	83.5 41	21 41	88.1 27	84.5 38	21 38
39	MORI Satoshi	JPN	87.0 48	89.0 9	19 2	88.1 29	90.5 10	21 10	87.8 36	88.5 23	21 23
40	OGIWARA Kenji	JPN	87.0 48	85.0 24	19 5	88.1 29	88.5 20	21 20	87.9 32	85.0 36	21 36
41	TAKAHASHI Daito	JPN	87.5 40	89.5 7	19 1	88.0 36	92.0 5	21 5	88.2 18	93.5 6	21 6
42	TOMII Gen	JPN	87.3 44	81.0 45	19 13	87.9 38	87.0 25	21 25	88.1 27	88.0 24	21 24
43	KAITAINEN Jouni	FIN									
44	KESKINARKAUS Mikko	FIN									
45	LAJUNEN Samppa	FIN									
46	MANNINEN Hannu	FIN	88.3 6	87.0 13	19 3						
47	MANTILA Jari	FIN									
48	TALLUS Jaakko	FIN									
49	ACKERMANN Ronny	GER	87.3 44	81.0 45	19 13	88.3 17	90.5 10	21 10	88.6 3	95.0 1	21 1
50	GAISER Jens	GER	87.8 30	81.5 42	19 11	88.6 4	89.5 17	21 17	88.6 3	89.5 21	21 21
51	HASENEY Sebastian	GER									
52	HETTICH Georg	GER	87.5 40	85.0 24	19 5	88.2 22	90.5 10	21 10	88.3 14	90.5 18	21 18
53	HOEHLIG Marcel	GER	87.9 25	86.0 21	19 4	88.7 1	94.0 1	21 1	88.6 3	90.5 18	21 18
54	KIRCHEISEN Bjoern	GER	87.7 34	84.5 30	19 8	88.3 17	92.5 2	21 2	88.5 7	91.5 10	21 10
55	CHURAVY Pavel	CZE	87.7 34	84.0 32	19 9	88.2 22	91.0 9	21 9	88.5 7	92.0 9	21 9
56	HERMANSKY Lukas	CZE	88.1 15	85.0 24	19 5	88.6 4	90.5 10	21 10	88.5 7	86.5 29	21 29
57	KUCERA Milan	CZE	87.8 30	83.0 38	19 10	88.7 1	91.5 6	21 6	88.8 1	87.0 27	21 27
58	RYGL Ladislav	CZE	87.5 40	79.0 48	19 15	88.5 7	89.0 19	21 19	88.3 14	80.5 44	21 44
59	SMEJC Petr	CZE	88.1 15	92.5 1	20 1	88.5 7	91.5 6	21 6	88.5 7	86.5 29	21 29



RESULTS / RÉSULTATS

INDIVIDUAL K90 - OFFICIAL TRAINING 5
K90 INDIVIDUEL - 5e ENTRAÎNEMENT OFFICIEL

UTAH OLYMPIC PARK WED 13 FEB 2002 / MER 13 FEV 2002 START TIME / DEBUT 13:00 END TIME / FINI A 14:37

Bib	Name	NOC Code	1st Round			2nd Round			3rd Round		
			Speed [km/h] Rank	Distance [m] Rank	Gate Rank	Speed [km/h] Rank	Distance [m] Rank	Gate Rank	Speed [km/h] Rank	Distance [m] Rank	Gate Rank
60	PSENKO Michal	SVK	87.5 40	87.0 13	20 7	88.1 29	87.5 24	21 24	88.2 18	83.5 41	21 41
1	DAYTON Matt	USA	87.9 25	87.0 13	20 7	88.2 22	88.0 21	21 21	88.0 31	85.0 36	21 36
2	DEMONG Bill	USA	88.0 22	92.0 2	20 2	88.4 12	91.5 6	21 6	88.3 14	91.0 14	21 14
3	ERICHSEN Kristoffer	USA	87.7 34	83.0 38	20 15	88.2 22	85.5 33	21 33	88.2 18	87.5 26	21 26
5	LODWICK Todd	USA	88.0 22	87.5 12	20 6	88.3 17	87.0 25	21 25	88.1 27	92.5 7	21 7
6	SPILLANE Johnny	USA	87.7 34	84.0 32	20 14	88.2 22	86.0 30	21 30	87.9 32	88.0 24	21 24
7	Van LOAN Carl	USA	87.9 25	80.0 47	20 18	88.1 29	75.5 48	21 48	88.2 18	83.0 42	21 42
8	BARANNIKOV Alexej	RUS	88.1 15	84.5 30	20 13	88.4 12	84.0 40	21 40	88.4 11	86.0 31	21 31
9	FADEEV Alexej	RUS	88.0 22	86.5 18	20 10	88.5 7	90.0 14	21 14			
10	LYSENIN Vladimir	RUS	87.2 46	81.5 42	20 17	87.7 45	83.0 42	21 42	87.7 40	86.0 31	21 31
11	STOLJAROV Valerij	RUS	87.6 39	76.5 50	20 19	87.9 38	74.5 49	21 49	87.9 32	69.5 45	21 45
12	ZVETKOV Alexej	RUS	87.1 47	85.0 24	20 12	87.5 47	85.0 35	21 35	87.5 43	84.5 38	21 38
13	BIELER Christoph	AUT	88.2 10	90.5 4	20 3	88.5 7	92.5 2	21 2	88.4 11	90.0 20	21 20
14	DENIFL Wilhelm	AUT	88.1 15	87.0 13	20 7	88.4 12	88.0 21	21 21	88.3 14	91.5 10	21 10
15	EUGEN Christoph	AUT	88.3 6	82.5 40	20 16	88.5 7	83.0 42	21 42	88.8 1	86.0 31	21 31
16	GOTTWALD Felix	AUT	88.2 10	85.5 22	20 11	88.3 17	87.0 25	21 25	88.2 18	94.5 3	21 3
17	GRUBER Michael	AUT	88.2 10	88.5 10	20 4	88.4 12	90.0 14	21 14	88.4 11	95.0 1	21 1
18	STECHER Mario	AUT	88.1 15	88.5 10	20 4	88.4 12	92.5 2	21 2	88.1 27	92.5 7	21 7
19	PIKKOR Tabet	EST									
20	SALUMAE Jens	EST									
21	HARTMANN Andy	SUI	88.4 3	90.0 5	21 2	88.1 29	85.5 33	21 33	88.2 18	87.0 27	21 27
22	HEER Ronny	SUI	88.2 10	91.5 3	21 1	88.1 29	89.5 17	21 17	88.2 18	91.0 14	21 14
23	HURSCHLER Andreas	SUI	87.7 34	83.5 36	21 13	87.4 49	84.5 38	21 38	87.5 43	82.5 43	21 43
24	HURSCHLER Seppi	SUI	88.1 15	85.5 22	21 8	87.9 38	86.0 30	21 30	87.8 36	91.0 14	21 14
25	RIEDER Ivan	SUI	88.4 3	86.5 18	21 6	88.3 17	87.0 25	21 25	88.2 18	91.0 14	21 14



RESULTS / RÉSULTATS

INDIVIDUAL K90 - OFFICIAL TRAINING 5 K90 INDIVIDUEL - 5e ENTRAÎNEMENT OFFICIEL

UTAH OLYMPIC PARK WED 13 FEB 2002 / MER 13 FEV 2002 START TIME / DEBUT 13:00 END TIME / FINI A 14:37

Bib	Name	NOC Code	1st Round			2nd Round			3rd Round		
			Speed [km/h]	Distance [m]	Gate	Speed [km/h]	Distance [m]	Gate	Speed [km/h]	Distance [m]	Gate
			Rank	Rank	Rank	Rank	Rank	Rank	Rank	Rank	Rank
26	SCHMID Jan	SUI	88.2 10	84.0 32	21 11	87.8 44	85.0 35	21 35	87.8 36	94.5 3	21 3
27	BRYNEMO Preben Fjaere	NOR	88.8 1	85.0 24	21 9	88.7 1	85.0 35	21 35	88.6 3	91.5 10	21 10
28	GRAVE Jan Rune	NOR	88.3 6	90.0 5	21 2	88.2 22	88.0 21	21 21	88.2 18	94.0 5	21 5
29	HAMMER Kristian	NOR	88.3 6	82.5 40	21 15	87.9 38	86.0 30	21 30	87.9 32	91.5 10	21 10
30	OESTVIK Lars Andreas	NOR	88.4 3	77.0 49	21 16	87.9 38	81.0 47	21 47	87.7 40	84.5 38	21 38
31	ROTEVATN Sverre	NOR	87.8 30	84.0 32	21 11	87.5 47	82.0 45	21 45	87.5 43	86.0 31	21 31
32	ZACHARENKO Sergei	BLR	87.9 25	86.5 18	21 6	87.6 46	84.5 38	21 38	87.6 42	89.0 22	21 22
33	ARNOULD Kevin	FRA	88.1 15	89.5 7	21 4	88.0 36	90.0 14	21 14			
34	BAL Nicolas	FRA	88.6 2	87.0 13	21 5	88.6 4	83.0 42	21 42			
35	BAUD Frederic	FRA	87.9 25	83.5 36	21 13	87.9 38	81.5 46	21 46	87.8 36	86.0 31	21 31
36	ROUX Ludovic	FRA	87.8 30	85.0 24	21 9	88.2 22	87.0 25	21 25			
37	JEZERSEK Andrej	SLO									

Weather Information									
	Time	Weather	Temp.[°C]		Humid. [%]	Wind[m/s]			
			Air	Snow		Min.	Max.	Aver.	
1st Round	13:00 - 13:30	Partly Cloudy	1.0	-14.0	25	0.1	1.2	0.5	
2nd Round	13:36 - 14:04	Partly Cloudy	1.0	-10.0	27	0.1	0.7	0.4	
3rd Round	14:10 - 14:37	Partly Cloudy	2.0	-11.0	25	0.2	1.2	0.6	

Statistics											
	Gate	Falls	Distance[m]			Speed[km/h]			Jumpers / NOCs		
			Min.	Max.	Aver.	Min.	Max.	Aver.	In Starting List	Started	With Results
1st Round	19	0	79.0	89.5	84.1	87.0	88.3	87.5	59/14	50/12	50/12
	20	0	76.5	92.5	85.7	87.1	88.3	87.8			
	21	0	77.0	91.5	85.6	87.7	88.8	88.1			
2nd Round	21	0	74.5	94.0	87.1	87.4	88.7	88.1	59/14	49/11	49/11
3rd Round	21	0	69.5	95.0	88.3	87.5	88.8	88.1	59/14	45/11	45/11

NOTE
Bolded Line in Gate column:
 A bolded line at the "Gate" column indicates a change in gate assignment at this point. The presentation of rankings is calculated only within results achieved from the same gate.

LEGEND			
NOC	National Olympic Committee	Min.	Minimum
Max.	Maximum	Aver.	Average
Assistant TD	Assistant Technical Delegate	Temp.	Temperature
Humid.	Humidity		



START LIST SUMMARY / LISTE DE DÉPART ABRÉGÉE

TEAM K90 - FINAL ROUND K90 PAR ÉQUIPE - MANCHE FINALE

UTAH OLYMPIC PARK SAT 16 FEB 2002 / SAM 16 FEV 2002 START TIME / DEBUT 10:00

Jury / Competition Management			Judges			Hill Data / Calculation	
Race Director	WEHLING Ulrich	FIS	A	ASPHAUG Kolbjorn	NOR	K-Point:	90 m
Technical Delegate	KUMPOST Roman	CZE	B	KASAYA Yukio	JPN	Meter Value:	2.0 Points/m
Chief of Competition	LAMB Joe	USA	C	FRELIH Janez	SLO	Jury Distance:	101 m
Assistant TD	BRUDER Joachim	GER	D	LUNDE Randy	USA	Seconds per Point:	1.5
			E	GOETZE Klaus-Dieter	GER	Points per Minute:	40

Bib	Name	NOC Code	1st Round		Bib	Name	NOC Code	1st Round	
			Distance	Points				Distance	Points
1-1	HURSCHLER Andreas	SUI	86.5	106.0	1-3	RIEDER Ivan	SUI	90.0	112.0
2-1	ROUX Ludovic	FRA	85.5	103.0	2-3	BAL Nicolas	FRA	86.5	104.5
3-1	LODWICK Todd	USA	92.0	119.5	3-3	SPILLANE Johnny	USA	87.5	108.5
4-1	SMEJC Petr	CZE	89.5	110.5	4-3	HERMANSKY Lukas	CZE	90.0	112.0
5-1	FADEEV Alexej	RUS	89.0	110.5	5-3	LYSENIN Vladimir	RUS	77.0	83.0
6-1	TOMII Gen	JPN	90.5	112.5	6-3	MORI Satoshi	JPN	87.5	109.5
7-1	KIRCHEISEN Bjoern	GER	89.0	109.5	7-3	HOEHLIG Marcel	GER	90.0	113.0
8-1	MANTILA Jari	FIN	89.5	112.0	8-3	MANNINEN Hannu	FIN	93.5	119.5
9-1	GRUBER Michael	AUT	89.0	110.5	9-3	STECHE MARIO	AUT	92.5	119.0
10-1	GRAVE Jan Rune	NOR	87.5	106.0	10-3	ROTEVATN Sverre	NOR	79.5	89.0
1-2	SCHMID Jan	SUI	85.0	102.0	1-4	HEER Ronny	SUI	91.0	117.5
2-2	BAUD Frederic	FRA	85.0	102.0	2-4	ARNOULD Kevin	FRA	85.5	103.0
3-2	DAYTON Matt	USA	83.5	97.5	3-4	DEMONG Bill	USA	93.0	123.0
4-2	KUCERA Milan	CZE	88.5	109.5	4-4	CHURAVY Pavel	CZE	93.0	116.0
5-2	ZVETKOV Alexej	RUS	80.5	91.5	5-4	BARANNIKOV Alexej	RUS	90.0	113.0
6-2	OGIWARA Kenji	JPN	87.0	106.5	6-4	TAKAHASHI Daito	JPN	94.5	122.0
7-2	HETTICH Georg	GER	86.0	104.5	7-4	ACKERMANN Ronny	GER	94.0	122.5
8-2	TALLUS Jaakko	FIN	95.5	127.0	8-4	LAJUNEN Samppa	FIN	96.5	128.0
9-2	BIELER Christoph	AUT	91.0	116.0	9-4	GOTTWALD Felix	AUT	94.0	122.0
10-2	OESTVIK Lars Andreas	NOR	79.0	87.5	10-4	HAMMER Kristian	NOR	86.5	103.5

Team Ranking									
1	Finland	FIN	486.5	0:00	6	Czech Republic	CZE	448.0	+0:58
2	Austria	AUT	467.5	+0:29	7	Switzerland	SUI	437.5	+1:14
3	Japan	JPN	450.5	+0:54	8	France	FRA	412.5	+1:51
4	Germany	GER	449.5	+0:56	9	Russian Federation	RUS	398.0	+2:13
5	United States of America	USA	448.5	+0:57	10	Norway	NOR	386.0	+2:31

NOTES

How point scores are calculated:

An athlete is awarded 60 points for jumping the K-point distance. For every meter more or less than the K-point, a competitor has 2.0 points added or subtracted from his total. In addition, competitors are awarded points for style (for flight and landing) up to a maximum of 20 per judge. Five judges score each jump, with the highest and lowest scores disregarded and the scores of the other three aggregated and added to the competitor's points for distance.

LEGEND

NOC National Olympic Committee **Assistant TD** Assistant Technical Delegate



RESULTS / RÉSULTATS

TEAM K90 - FINAL ROUND K90 PAR ÉQUIPE - MANCHE FINALE

UTAH OLYMPIC PARK SAT 16 FEB 2002 / SAM 16 FEV 2002 START TIME / DEBUT 09:00 END TIME / FINI A 10:38

Jury / Competition Management			Judges			Hill Data / Calculation		
Race Director	WEHLING Ulrich	FIS	A	ASPHAUG Kolbjoern	NOR	K-Point:	90 m	
Technical Delegate	KUMPOST Roman	CZE	B	KASAYA Yukio	JPN	Meter Value:	2.0 Points/m	
Chief of Competition	LAMB Joe	USA	C	FRELIH Janez	SLO	Jury Distance:	101 m	
Assistant TD	BRUDER Joachim	GER	D	LUNDE Randy	USA	Seconds per Point:	1.5	
			E	GOETZE Klaus-Dieter	GER	Points per Minute:	40	

Rank	Bib	NOC (NOC Code) Name	Speed [km/h]	Distance [m]	Distance Points	Judges Marks					Judges Points	Round Points	Grp. Rank	Total/ Time Diff.
1	8	FINLAND (FIN)									486.5	1	967.5 0:00	
											481.0	1		
		8-1	MANTILA Jari	88.1 88.3	89.5 90.0	59.0 60.0	17.5 18.0 17.5 18.0 17.5	53.0	112.0	3				
							17.5 18.0 17.5 17.5 18.0	53.0	113.0	6				
		8-2	TALLUS Jaakko	87.9 88.1	95.5 94.5	71.0 69.0	18.5 18.5 18.5 19.0 19.0	56.0	127.0	1				
							18.5 19.0 19.0 18.5 18.5	56.0	125.0	1				
2	9	AUSTRIA (AUT)									467.5	2	938.5 +0:44	
											471.0	2		
		9-1	GRUBER Michael	88.1 88.0	89.0 86.5	58.0 53.0	17.5 17.5 17.5 17.0 17.5	52.5	110.5	4				
							17.0 17.5 17.5 17.0 17.0	51.5	104.5	9				
		9-2	BIELER Christoph	88.1 88.6	91.0 94.5	62.0 69.0	18.0 18.0 18.0 17.0 18.0	54.0	116.0	2				
							18.0 18.0 18.5 18.0 18.0	54.0	123.0	2				
3	3	UNITED STATES OF AMERICA (USA)									448.5	5	905.0 +1:34	
											456.5	3		
		3-1	LODWICK Todd	88.1 88.3	92.0 92.0	64.0 64.0	18.5 18.5 18.5 18.5 18.0	55.5	119.5	1				
							18.5 19.0 18.5 18.5 19.0	56.0	120.0	1				
		3-2	DAYTON Matt	87.6 87.9	83.5 85.5	47.0 51.0	16.5 16.5 17.0 17.0 17.0	50.5	97.5	8				
							17.5 18.0 17.5 17.5 17.5	52.5	103.5	6				
4	6	JAPAN (JPN)									450.5	3	901.0 +1:40	
											450.5	4		
		6-1	TOMII Gen	87.7 87.8	90.5 91.0	61.0 62.0	17.0 18.0 17.5 17.0 17.0	51.5	112.5	2				
							17.5 18.5 18.0 18.0 17.0	53.5	115.5	3				
		6-2	OGIWARA Kenji	87.6 88.0	87.0 87.0	54.0 54.0	17.5 19.0 17.5 17.5 17.5	52.5	106.5	4				
							17.5 18.0 18.0 18.0 18.0	54.0	108.0	4				
5	3													
		6-3	MORI Satoshi	87.6 87.6	87.5 85.5	55.0 51.0	18.0 18.5 18.0 18.0 18.5	54.5	109.5	6				
							18.0 18.5 17.0 18.0 17.5	53.5	104.5	5				
		6-4	TAKAHASHI Daito	88.1 88.1	94.5 94.0	69.0 68.0	16.5 19.0 18.0 17.5 17.5	53.0	122.0	4				
					18.0 19.0 18.5 17.5 18.0	54.5	122.5	3						



RESULTS / RÉSULTATS

TEAM K90 - FINAL ROUND
K90 PAR ÉQUIPE - MANCHE FINALE

UTAH OLYMPIC PARK SAT 16 FEB 2002 / SAM 16 FEV 2002 START TIME / DEBUT 09:00 END TIME / FINI A 10:38

Rank	Bib	NOC (NOC Code) Name	Speed [km/h]	Distance [m]	Distance Points	Judges Marks					Judges Points	Round Points	Grp. Rank	Total/ Time Diff.	
						A	B	C	D	E					
5	7	GERMANY (GER)											449.5	4	893.5 +1:51
													444.0	5	
	7-1	KIRCHEISEN Bjoern	88.1 88.3	89.0 89.0	58.0 58.0	17.0 17.5 17.5 17.0 17.0	17.0 17.5 17.5 17.5 17.5	51.5 52.5	109.5 110.5	7 7					
	7-2	HETTICH Georg	87.9 88.4	86.0 85.5	52.0 51.0	17.0 18.0 17.0 17.5 18.0	17.0 17.5 17.5 17.0 17.5	52.5 52.0	104.5 103.0	5 7					
	7-3	HOEHLIG Marcel	88.4 88.6	90.0 88.5	60.0 57.0	17.5 18.0 18.5 17.5 17.5	16.5 18.0 18.5 18.0 18.0	53.0 54.0	113.0 111.0	3 3					
	7-4	ACKERMANN Ronny	88.4 88.4	94.0 93.0	68.0 66.0	18.0 18.0 18.5 18.0 18.5	17.5 17.5 18.0 18.0 18.0	54.5 53.5	122.5 119.5	3 4					
6	4	CZECH REPUBLIC (CZE)											448.0	6	892.0 +1:53
													444.0	5	
	4-1	SMEJC Petr	88.3 88.8	89.5 92.5	59.0 65.0	16.5 17.5 17.0 17.5 17.0	17.5 17.5 18.0 17.5 18.0	51.5 53.0	110.5 118.0	4 2					
	4-2	KUCERA Milan	88.3 88.7	88.5 87.0	57.0 54.0	17.5 18.0 17.0 18.0 17.0	16.0 17.0 18.0 18.0 16.0	52.5 51.0	109.5 105.0	3 5					
	4-3	HERMANSKY Lukas	88.4 88.5	90.0 86.0	60.0 52.0	17.0 17.5 18.0 17.5 17.0	17.0 17.0 17.0 17.0 17.0	52.0 51.0	112.0 103.0	4 7					
	4-4	CHURAVY Pavel	88.3 88.3	93.0 93.5	66.0 67.0	16.0 16.5 17.0 16.5 17.5	16.5 16.5 18.0 17.0 17.5	50.0 51.0	116.0 118.0	7 6					
7	1	SWITZERLAND (SUI)											437.5	7	863.0 +2:37
													425.5	8	
	1-1	HURSCHLER Andreas	87.6 87.8	86.5 84.0	53.0 48.0	17.0 18.0 18.0 17.5 17.5	17.0 17.5 17.0 17.0 17.0	53.0 51.0	106.0 99.0	8 10					
	1-2	SCHMID Jan	87.5 88.1	85.0 88.5	50.0 57.0	17.0 17.5 17.5 17.0 17.5	18.0 18.0 18.0 18.5 18.0	52.0 54.0	102.0 111.0	6 3					
	1-3	RIEDER Ivan	88.3 88.1	90.0 85.0	60.0 50.0	17.0 17.5 17.0 18.0 17.5	16.5 16.5 17.5 17.0 17.5	52.0 51.0	112.0 101.0	4 8					
	1-4	HEER Ronny	88.1 88.2	91.0 89.5	62.0 59.0	18.5 18.5 19.0 18.5 18.0	18.5 18.0 18.5 19.0 18.5	55.5 55.5	117.5 114.5	6 7					
8	2	FRANCE (FRA)											412.5	8	846.5 +3:02
													434.0	7	
	2-1	ROUX Ludovic	87.8 88.2	85.5 90.5	51.0 61.0	16.5 17.5 17.5 17.0 17.5	17.5 18.0 18.0 18.0 18.0	52.0 54.0	103.0 115.0	10 4					
	2-2	BAUD Frederic	87.6 87.9	85.0 85.0	50.0 50.0	17.0 17.5 17.5 17.0 17.5	17.0 17.0 18.0 17.0 17.5	52.0 51.5	102.0 101.5	6 9					
	2-3	BAL Nicolas	88.4 88.4	86.5 86.0	53.0 52.0	17.0 17.5 17.5 17.0 17.0	17.0 17.5 17.0 17.0 17.5	51.5 51.5	104.5 103.5	8 6					
	2-4	ARNOULD Kevin	87.4 87.6	85.5 90.0	51.0 60.0	17.0 17.5 18.0 17.5 17.0	17.5 18.0 18.0 18.5 18.0	52.0 54.0	103.0 114.0	10 8					



RESULTS / RÉSULTATS

TEAM K90 - FINAL ROUND K90 PAR ÉQUIPE - MANCHE FINALE

UTAH OLYMPIC PARK SAT 16 FEB 2002 / SAM 16 FEV 2002 START TIME / DEBUT 09:00 END TIME / FINI A 10:38

Rank	Bib	NOC (NOC Code) Name	Speed [km/h]	Distance [m]	Distance Points	Judges Marks					Judges Points	Round Points	Grp. Rank	Total/ Time Diff.	
						A	B	C	D	E					
9	5	RUSSIAN FEDERATION (RUS)											398.0	9	821.0 +3:40
													423.0	9	
	5-1	FADEEV Alexej	88.2 88.5	89.0 90.0	58.0 60.0	17.5 18.0 17.5 17.0 17.5	17.5 18.0 18.5 17.5 18.0	52.5 53.5	110.5 113.5	4 5					
	5-2	ZVETKOV Alexej	87.3 87.9	80.5 85.0	41.0 50.0	17.0 17.0 16.5 16.5 17.0	17.5 18.0 17.5 17.5 17.5	50.5 52.5	91.5 102.5	9 8					
	5-3	LYSENIN Vladimir	87.6 87.8	77.0 82.0	34.0 44.0	16.0 16.5 16.5 16.5 15.5	17.0 17.0 16.5 17.0 16.0	49.0 50.5	83.0 94.5	10 9					
	5-4	BARANNIKOV Alexej	88.3 88.3	90.0 90.0	60.0 60.0	17.5 17.5 18.0 18.0 17.5	17.0 17.0 18.0 18.0 17.5	53.0 52.5	113.0 112.5	8 9					
10	10	NORWAY (NOR)											386.0	10	791.5 +4:24
													405.5	10	
	10-1	GRAVE Jan Rune	87.9 88.0	87.5 88.0	55.0 56.0	16.5 17.0 17.5 17.0 17.0	17.5 17.5 17.5 17.5 17.5	51.0 52.5	106.0 108.5	8 8					
	10-2	OESTVIK Lars Andreas	87.6 88.0	79.0 83.5	38.0 47.0	16.5 16.0 16.5 16.5 16.5	17.0 17.0 17.0 17.0 16.5	49.5 51.0	87.5 98.0	10 10					
	10-3	ROTEVATN Sverre	87.6 87.8	79.5 82.0	39.0 44.0	17.0 16.5 16.5 17.0 16.5	17.0 16.5 16.5 16.5 16.5	50.0 49.5	89.0 93.5	9 10					
	10-4	HAMMER Kristian	88.1 88.1	86.5 86.5	53.0 53.0	17.0 17.0 17.5 16.5 16.5	17.5 17.5 17.5 17.5 17.0	50.5 52.5	103.5 105.5	9 10					





RESULTS / RÉSULTATS

TEAM K90 - FINAL ROUND K90 PAR ÉQUIPE - MANCHE FINALE

UTAH OLYMPIC PARK SAT 16 FEB 2002 / SAM 16 FEV 2002 START TIME / DEBUT 09:00 END TIME / FINI A 10:38

Weather Information									
	Time	Weather	Temp.[°C]		Humid. [%]	Wind[m/s]			
			Air	Snow		Min.	Max.	Aver.	
1st Round	09:00 - 09:33	Partly Cloudy	-5.0	-12.0	53	0.1	0.8	0.4	
Final Round	10:00 - 10:38	Partly Cloudy	-3.0	-11.0	50	0.1	0.9	0.5	

Statistics											
	Group Gate	Falls	Distance[m]			Speed[km/h]			Jumpers / NOCs		
			Min.	Max.	Aver.	Min.	Max.	Aver.	In Starting List	Started	With Results
1st Round	1 - 21	0	85.5	92.0	88.8	87.6	88.3	87.9	40/10	40/10	40/10
	2 - 20	0	79.0	95.5	86.1	87.3	88.3	87.7			
	3 - 21	0	77.0	93.5	87.4	87.6	88.9	88.1			
	4 - 21	0	85.5	96.5	91.8	87.4	88.6	88.1			
Final Round	1 - 21	0	84.0	92.5	89.3	87.8	88.8	88.2	40/10	40/10	40/10
	2 - 21	0	83.5	94.5	87.6	87.9	88.7	88.1			
	3 - 21	0	82.0	95.5	86.8	87.6	89.0	88.2			
	4 - 21	0	86.5	96.5	92.0	87.6	88.7	88.1			

Technical Delegate:  KUMPOST Roman (CZE)	Chief of Competition:  LAMB Joe (USA)
--	--

NOTES			
How point scores are calculated:			
An athlete is awarded 60 points for jumping the K-point distance. For every meter more or less than the K-point, a competitor has 2.0 points added or subtracted from his total. In addition, competitors are awarded points for style (for flight and landing) up to a maximum of 20 per judge. Five judges score each jump, with the highest and lowest scores disregarded and the scores of the other three aggregated and added to the competitor's points for distance.			
Calculation of the Time Difference in Team Events:			
The amount of time that a competitor must wait before starting is calculated by converting the number of points behind into time. Each point behind is equivalent to 1.5 seconds of wait time, 40 points behind means a competitor starts one minute later than the competitor in front of him.			
LEGEND			
NOC	National Olympic Committee	Grp.	Group
Diff.	Time Difference	Min.	Minimum
Max.	Maximum	Aver.	Average
Assistant TD	Assistant Technical Delegate	Temp.	Temperature
Humid.	Humidity		



RESULTS / RÉSULTATS

TEAM 4x5 km RELAY
RELAIS 4 X 5 km

SOLDIER HOLLOW SUN 17 FEB 2002 / DIM 17 FEV 2002 START TIME / DEBUT 13:00 END TIME / FINI A 13:53

Jury						Course Information						
Race Director	WEHLING Ulrich			FIS	Course Name:	Olympic 5 km - B						
Technical Delegate	KUMPOST Roman			CZE	Height Difference:	77 m						
Assistant Technical Delegate	BRUDER Joachim			GER	Maximum Climb:	50 m						
Chief of Competition	LAMB Joe			USA	Total Climb:	204 m						
Chief of Course	NELSON Jeff			USA	Length of Lap:	5 000 m						
					Number of Laps:	4						
Rank	Bib Leg	NOC Bib Color	Name	Jump Points	Rank	Time Difference	Team Time Rank	Leg Rank	Time Behind	Split Team Time Rank	Time Behind	
1	1	FIN	FINLAND	967.5	1	0:00	48:42.2	6			0.0	
	1-1	r	MANTILA Jari	225.0			12:49.9	9	+1:01.9	12:49.9	1	0.0
	1-2	g	MANNINEN Hannu	233.0			11:28.1	2	+1.1	24:18.0	1	0.0
	1-3	y	TALLUS Jaakko	252.0			12:14.1	5	+27.8	36:32.1	1	0.0
	1-4	b	LAJUNEN Samppe	257.5			12:10.1	6	+36.8	48:42.2	1	0.0
2	5	GER	GERMANY	893.5	5	+ 1:51	46:58.7	2			+7.5	
	5-1	r	KIRCHEISEN Bjoern	220.0			11:48.0	1	0.0	13:39.0	3	+49.1
	5-2	g	HETTICH Georg	207.5			11:49.0	3	+22.0	25:28.0	3	+1:10.0
	5-3	y	HOEHLIG Marcel	224.0			11:46.3	1	0.0	37:14.3	2	+42.2
	5-4	b	ACKERMANN Ronny	242.0			11:35.4	2	+2.1	48:49.7	2	+7.5
3	2	AUT	AUSTRIA	938.5	2	+ 0:44	48:09.2	3			+11.0	
	2-1	r	BIELER Christoph	239.0			12:26.9	6	+38.9	13:10.9	2	+21.0
	2-2	g	GRUBER Michael	215.0			11:57.6	4	+30.6	25:08.5	2	+50.5
	2-3	y	STECHER Mario	244.0			12:11.4	4	+25.1	37:19.9	3	+47.8
	2-4	b	GOTTWALD Felix	240.5			11:33.3	1	0.0	48:53.2	3	+11.0
4	3	USA	USA	905.0	3	+ 1:34	48:20.1	4			+1:11.9	
	3-1	r	LODWICK Todd	239.5			12:07.7	5	+19.7	13:41.7	4	+51.8
	3-2	g	DEMONG Bill	249.0			11:58.3	5	+31.3	25:40.0	4	+1:22.0
	3-3	y	SPILLANE Johnny	215.5			12:23.7	6	+37.4	38:03.7	4	+1:31.6
	3-4	b	DAYTON Matt	201.0			11:50.4	5	+17.1	49:54.1	4	+1:11.9
5	10	NOR	NORWAY	791.5	10	+ 4:24	46:58.1	1			+2:39.9	
	10-1	r	ROTEVATN Sverre	182.5			11:57.4	3	+9.4	16:21.4	9	+3:31.5
	10-2	g	OESTVIK Lars Andreas	185.5			11:27.0	1	0.0	27:48.4	8	+3:30.4
	10-3	y	GRAVE Jan Rune	214.5			11:48.6	2	+2.3	39:37.0	6	+3:04.9
	10-4	b	HAMMER Kristian	209.0			11:45.1	3	+11.8	51:22.1	5	+2:39.9
6	8	FRA	FRANCE	846.5	8	+ 3:02	48:33.5	5			+2:53.3	
	8-1	r	BAUD Frederic	203.5			11:59.9	4	+11.9	15:01.9	8	+2:12.0
	8-2	g	ROUX Ludovic	218.0			12:11.6	7	+44.6	27:13.5	7	+2:55.5
	8-3	y	ARNOULD Kevin	217.0			12:36.1	8	+49.8	39:49.6	8	+3:17.5
	8-4	b	BAL Nicolas	208.0			11:45.9	4	+12.6	51:35.5	6	+2:53.3
7	7	SUI	SWITZERLAND	863.0	7	+ 2:37	49:30.9	7			+3:25.7	
	7-1	r	HURSCHLER Andreas	205.0			11:54.2	2	+6.2	14:31.2	6	+1:41.3
	7-2	g	HEER Ronny	232.0			12:07.5	6	+40.5	26:38.7	5	+2:20.7
	7-3	y	SCHMID Jan	213.0			12:44.7	9	+58.4	39:23.4	5	+2:51.3
	7-4	b	RIEDER Ivan	213.0			12:44.5	7	+1:11.2	52:07.9	7	+3:25.7



RESULTS / RÉSULTATS

TEAM 4x5 km RELAY RELAIS 4 X 5 km



SOLDIER HOLLOW SUN 17 FEB 2002 / DIM 17 FEV 2002 START TIME / DEBUT 13:00 END TIME / FINI A 13:53

Rank	Bib Leg	NOC Bib Color	Name	Jump			Cross-Country			Split Team Time Rank	Time Behind	
				Points	Rank	Time Difference	Team Time Rank	Leg Rank	Time Behind			
8	4	JPN	JAPAN	901.0	4	+ 1:40	50:46.5	8			+3:44.3	
	4-1	r	OGIWARA Kenji	214.5			12:33.2	7	+45.2	14:13.2	5	+1:23.3
	4-2	g	TOMII Gen	228.0			12:52.5	8	+1:25.5	27:05.7	6	+2:47.7
	4-3	y	MORI Satoshi	214.0			12:35.2	7	+48.9	39:40.9	7	+3:08.8
	4-4	b	TAKAHASHI Daito	244.5			12:45.6	8	+1:12.3	52:26.5	8	+3:44.3
9	6	CZE	CZECH REPUBLIC	892.0	6	+ 1:53	51:35.8	9				+4:46.6
	6-1	r	KUCERA Milan	214.5			12:49.1	8	+1:01.1	14:42.1	7	+1:52.2
	6-2	g	HERMANSKY Lukas	215.0			13:52.3	9	+2:25.3	28:34.4	9	+4:16.4
	6-3	y	CHURAVY Pavel	234.0			11:51.4	3	+5.1	40:25.8	9	+3:53.7
	6-4	b	SMEJC Petr	228.5			13:03.0	9	+1:29.7	53:28.8	9	+4:46.6

Did not start

9	RUS	RUSSIAN FEDERATION	821.0	9
9-1	r	FADEEV Alexej	224.0	
9-2	g	ZVETKOV Alexej	194.0	
9-3	y	BARANNIKOV Alexej	225.5	
9-4	b	LYSENIN Vladimir	177.5	

Weather	Snow Condition	Temperatures [°C]		Participants/NOCs					
		Air	Snow	Entries	Ranked	DNS	DNF	DSQ	LAP
Mostly Cloudy	Hard	8.0	-3.0	40/10	36/9	4/1	0/0	0/0	0/0

Technical Delegate:  KUMPOST Roman (CZE)	Chief of Competition:  LAMB Joe (USA)
--	--

NOTE

The amount of time that a competitor must wait before starting is calculated by converting the number of points behind into time. Each point behind is equivalent to 1.50 seconds of wait time. 40 points behind means a competitor starts one minute later than the competitor in front of him.

LEGEND / LEGENDE

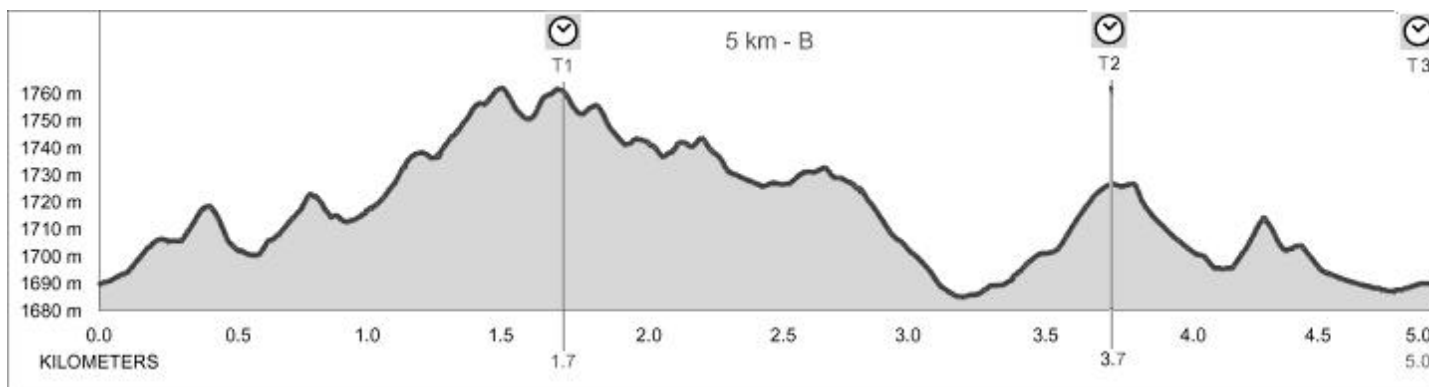
r	Red	g	Green	y	Yellow	b	Blue	DNS	Did not start
DNF	Did not finish	DSQ	Disqualified	LAP	Lapped				



COMPETITION ANALYSIS / ANALYSE DE LA COMPÉTITION

TEAM 4x5 km RELAY RELAIS 4 X 5 km

SOLDIER HOLLOW SUN 17 FEB 2002 / DIM 17 FEV 2002 START TIME / DEBUT 13:00 END TIME / FINI A 13:53



Jury			Course Information		
Race Director	WEHLING Ulrich	FIS	Course Name:	Olympic 5 km - B	
Technical Delegate	KUMPOST Roman	CZE	Height Difference:	77 m	
Assistant Technical Delegate	BRUDER Joachim	GER	Maximum Climb:	50 m	
Chief of Competition	LAMB Joe	USA	Total Climb:	204 m	
Chief of Course	NELSON Jeff	USA	Length of Lap:	5 000 m	
			Number of Laps:	4	

Rank	Bib Name	NOC Code	Time Difference	Jump Points	Rk.	Time	Time Behind	Rank		
		1.7 km	3.7 km		5.0 km					
		Time Time/Behind Rk.	Time Time/Behind Rk.	Time Time/Behind Rk.						
1	1 FINLAND	FIN	0:00	967.5	1	48:42.2	0.0	6		
	1-1 MANTILA Jari			225.0	4	12:49.9	0.0	1		
	Cumulative Time	5:38.5	0.0	1	9:33.0	0.0	1	12:49.9	0.0	1
	Section Time	5:38.5	+39.7	9	3:54.5	+21.1	7	3:16.9	+14.3	6
	Leg Time	5:38.5	0.0	1	9:33.0	0.0	1	12:49.9	+1:01.9	9
	1-2 MANNINEN Hannu			233.0	2	24:18.0	0.0	1		
	Cumulative Time	17:54.3	0.0	1	21:28.1	0.0	1	24:18.0	0.0	1
	Section Time	5:04.4	+10.0	2	3:33.8	+0.8	2	2:49.9	0.0	1
	Leg Time	5:04.4	+10.0	2	8:38.2	+10.8	2	11:28.1	+1.1	2
	1-3 TALLUS Jaakko			252.0	1	36:32.1	0.0	1		
	Cumulative Time	29:35.7	0.0	1	33:21.8	0.0	1	36:32.1	0.0	1
	Section Time	5:17.7	+10.9	7	3:46.1	+4.9	4	3:10.3	+14.5	5
	Leg Time	5:17.7	+10.9	7	9:03.8	+15.8	4	12:14.1	+27.8	5
	1-4 LAJUNEN Samppa			257.5	1	48:42.2	0.0	1		
	Cumulative Time	41:41.1	0.0	1	45:29.0	0.0	1	48:42.2	0.0	1
	Section Time	5:09.0	+15.0	5	3:47.9	+15.2	6	3:13.2	+22.8	5
	Leg Time	5:09.0	+15.0	5	8:56.9	+23.3	6	12:10.1	+36.8	6



COMPETITION ANALYSIS / ANALYSE DE LA COMPÉTITION

TEAM 4x5 km RELAY RELAIS 4 X 5 km

SOLDIER HOLLOW SUN 17 FEB 2002 / DIM 17 FEV 2002 START TIME / DEBUT 13:00 END TIME / FINI A 13:53

Rank	Bib Name	NOC Code	Time Difference		Jump Points	Rk.	Time		Time Behind	Rank
			1.7 km	3.7 km			5.0 km			
			Time	Time/Behind	Rk.		Time	Time/Behind	Rk.	
2	5 GERMANY	GER	1:51	893.5	5	46:58.7	+7.5	2		
	5-1 KIRCHEISEN Bjoern			220.0	6	13:39.0	+49.1	3		
	Cumulative Time	6:57.4	+1:18.9	4	10:34.5	+1:01.5	4	13:39.0	+49.1	3
	Section Time	5:06.4	+7.6	2	3:37.1	+3.7	4	3:04.5	+1.9	2
	Leg Time	6:57.4	+1:18.9	4	10:34.5	+1:01.5	4	11:48.0	0.0	1
	5-2 HETTICH Georg			207.5	6	25:28.0	+1:10.0	3		
	Cumulative Time	18:51.7	+57.4	3	22:28.0	+59.9	3	25:28.0	+1:10.0	3
	Section Time	5:12.7	+18.3	6	3:36.3	+3.3	3	3:00.0	+10.1	4
	Leg Time	5:12.7	+18.3	6	8:49.0	+21.6	3	11:49.0	+22.0	3
	5-3 HOEHLIG Marcel			224.0	3	37:14.3	+42.2	2		
	Cumulative Time	30:34.8	+59.1	3	34:16.0	+54.2	3	37:14.3	+42.2	2
	Section Time	5:06.8	0.0	1	3:41.2	0.0	1	2:58.3	+2.5	3
	Leg Time	5:06.8	0.0	1	8:48.0	0.0	1	11:46.3	0.0	1
	5-4 ACKERMANN Ronny			242.0	4	48:49.7	+7.5	2		
	Cumulative Time	42:24.1	+43.0	3	45:59.3	+30.3	3	48:49.7	+7.5	2
	Section Time	5:09.8	+15.8	6	3:35.2	+2.5	3	2:50.4	0.0	1
	Leg Time	5:09.8	+15.8	6	8:45.0	+11.4	5	11:35.4	+2.1	2
3	2 AUSTRIA	AUT	0:44	938.5	2	48:09.2	+11.0	3		
	2-1 BIELER Christoph			239.0	2	13:10.9	+21.0	2		
	Cumulative Time	6:13.3	+34.8	2	10:00.8	+27.8	2	13:10.9	+21.0	2
	Section Time	5:29.3	+30.5	8	3:47.5	+14.1	5	3:10.1	+7.5	5
	Leg Time	6:13.3	+34.8	2	10:00.8	+27.8	2	12:26.9	+38.9	6
	2-2 GRUBER Michael			215.0	8	25:08.5	+50.5	2		
	Cumulative Time	18:35.0	+40.7	2	22:13.7	+45.6	2	25:08.5	+50.5	2
	Section Time	5:24.1	+29.7	8	3:38.7	+5.7	4	2:54.8	+4.9	2
	Leg Time	5:24.1	+29.7	8	9:02.8	+35.4	7	11:57.6	+30.6	4
	2-3 STECHER Mario			244.0	1	37:19.9	+47.8	3		
	Cumulative Time	30:26.0	+50.3	2	34:15.5	+53.7	2	37:19.9	+47.8	3
	Section Time	5:17.5	+10.7	6	3:49.5	+8.3	5	3:04.4	+8.6	4
	Leg Time	5:17.5	+10.7	6	9:07.0	+19.0	5	12:11.4	+25.1	4
	2-4 GOTTWALD Felix			240.5	5	48:53.2	+11.0	3		
	Cumulative Time	42:23.3	+42.2	2	45:58.4	+29.4	2	48:53.2	+11.0	3
	Section Time	5:03.4	+9.4	3	3:35.1	+2.4	2	2:54.8	+4.4	2
	Leg Time	5:03.4	+9.4	3	8:38.5	+4.9	3	11:33.3	0.0	1



COMPETITION ANALYSIS / ANALYSE DE LA COMPÉTITION

TEAM 4x5 km RELAY RELAIS 4 X 5 km

SOLDIER HOLLOW SUN 17 FEB 2002 / DIM 17 FEV 2002 START TIME / DEBUT 13:00 END TIME / FINI A 13:53

Rank	Bib	Name	NOC Code	Time		Jump Points	Rk.	Time		Time Behind	Rank
				Difference							
			1.7 km		3.7 km		5.0 km				
			Time	Time/Behind	Rk.	Time	Time/Behind	Rk.	Time	Time/Behind	Rk.
4	3	USA	USA	1:34	905.0	3	48:20.1	+1:11.9	4		
	3-1	LODWICK Todd			239.5	1	13:41.7	+51.8	4		
	Cumulative Time	6:32.8	+54.3	3	10:23.2	+50.2	3	13:41.7	+51.8	4	
	Section Time	4:58.8	0.0	1	3:50.4	+17.0	6	3:18.5	+15.9	7	
	Leg Time	6:32.8	+54.3	3	10:23.2	+50.2	3	12:07.7	+19.7	5	
	3-2	DEMONG Bill			249.0	2	25:40.0	+1:22.0	4		
	Cumulative Time	18:52.0	+57.7	4	22:33.6	+1:05.5	4	25:40.0	+1:22.0	4	
	Section Time	5:10.3	+15.9	5	3:41.6	+8.6	5	3:06.4	+16.5	5	
	Leg Time	5:10.3	+15.9	5	8:51.9	+24.5	4	11:58.3	+31.3	5	
	3-3	SPILLANE Johnny			215.5	4	38:03.7	+1:31.6	4		
	Cumulative Time	30:52.7	+1:17.0	4	34:48.6	+1:26.8	4	38:03.7	+1:31.6	4	
	Section Time	5:12.7	+5.9	3	3:55.9	+14.7	7	3:15.1	+19.3	7	
	Leg Time	5:12.7	+5.9	3	9:08.6	+20.6	6	12:23.7	+37.4	6	
	3-4	DAYTON Matt			201.0	8	49:54.1	+1:11.9	4		
	Cumulative Time	42:57.7	+1:16.6	4	46:37.3	+1:08.3	4	49:54.1	+1:11.9	4	
	Section Time	4:54.0	0.0	1	3:39.6	+6.9	5	3:16.8	+26.4	6	
	Leg Time	4:54.0	0.0	1	8:33.6	0.0	1	11:50.4	+17.1	5	
5	10	NORWAY	NOR	4:24	791.5	10	46:58.1	+2:39.9	1		
	10-1	ROTEVATN Sverre			182.5	9	16:21.4	+3:31.5	9		
	Cumulative Time	9:40.4	+4:01.9	9	13:13.8	+3:40.8	9	16:21.4	+3:31.5	9	
	Section Time	5:16.4	+17.6	4	3:33.4	0.0	1	3:07.6	+5.0	3	
	Leg Time	9:40.4	+4:01.9	9	13:13.8	+3:40.8	9	11:57.4	+9.4	3	
	10-2	OESTVIK Lars Andreas			185.5	10	27:48.4	+3:30.4	8		
	Cumulative Time	21:15.8	+3:21.5	9	24:48.8	+3:20.7	8	27:48.4	+3:30.4	8	
	Section Time	4:54.4	0.0	1	3:33.0	0.0	1	2:59.6	+9.7	3	
	Leg Time	4:54.4	0.0	1	8:27.4	0.0	1	11:27.0	0.0	1	
	10-3	GRAVE Jan Rune			214.5	9	39:37.0	+3:04.9	6		
	Cumulative Time	32:57.9	+3:22.2	8	36:39.6	+3:17.8	8	39:37.0	+3:04.9	6	
	Section Time	5:09.5	+2.7	2	3:41.7	+0.5	3	2:57.4	+1.6	2	
	Leg Time	5:09.5	+2.7	2	8:51.2	+3.2	2	11:48.6	+2.3	2	
	10-4	HAMMER Kristian			209.0	10	51:22.1	+2:39.9	5		
	Cumulative Time	44:39.1	+2:58.0	6	48:11.8	+2:42.8	5	51:22.1	+2:39.9	5	
	Section Time	5:02.1	+8.1	2	3:32.7	0.0	1	3:10.3	+19.9	4	
	Leg Time	5:02.1	+8.1	2	8:34.8	+1.2	2	11:45.1	+11.8	3	



COMPETITION ANALYSIS / ANALYSE DE LA COMPÉTITION

TEAM 4x5 km RELAY RELAIS 4 X 5 km

SOLDIER HOLLOW SUN 17 FEB 2002 / DIM 17 FEV 2002 START TIME / DEBUT 13:00 END TIME / FINI A 13:53

Rank	Bib	Name	NOC Code	Time Difference		Jump Points	Rk.	Time		Time Behind	Rank
				1.7 km	3.7 km			5.0 km			
				Time	Time/Behind	Rk.		Time	Time/Behind	Rk.	
6	8	FRANCE	FRA	3:02	846.5	8	48:33.5	+2:53.3	5		
	8-1	BAUD Frederic				203.5	7	15:01.9	+2:12.0	8	
	Cumulative Time	8:20.1	+2:41.6	8	11:54.3	+2:21.3	8	15:01.9	+2:12.0	8	
	Section Time	5:18.1	+19.3	5	3:34.2	+0.8	2	3:07.6	+5.0	3	
	Leg Time	8:20.1	+2:41.6	8	11:54.3	+2:21.3	8	11:59.9	+11.9	4	
	8-2	ROUX Ludovic				218.0	7	27:13.5	+2:55.5	7	
	Cumulative Time	20:10.0	+2:15.7	7	24:01.0	+2:32.9	7	27:13.5	+2:55.5	7	
	Section Time	5:08.1	+13.7	3	3:51.0	+18.0	7	3:12.5	+22.6	7	
	Leg Time	5:08.1	+13.7	3	8:59.1	+31.7	=5	12:11.6	+44.6	7	
	8-3	ARNOULD Kevin				217.0	9	39:49.6	+3:17.5	8	
	Cumulative Time	32:30.9	+2:55.2	6	36:29.2	+3:07.4	7	39:49.6	+3:17.5	8	
	Section Time	5:17.4	+10.6	5	3:58.3	+17.1	9	3:20.4	+24.6	8	
	Leg Time	5:17.4	+10.6	5	9:15.7	+27.7	7	12:36.1	+49.8	8	
	8-4	BAL Nicolas				208.0	8	51:35.5	+2:53.3	6	
	Cumulative Time	44:54.8	+3:13.7	7	48:31.5	+3:02.5	7	51:35.5	+2:53.3	6	
	Section Time	5:05.2	+11.2	4	3:36.7	+4.0	4	3:04.0	+13.6	3	
	Leg Time	5:05.2	+11.2	4	8:41.9	+8.3	4	11:45.9	+12.6	4	
7	7	SWITZERLAND	SUI	2:37	863.0	7	49:30.9	+3:25.7	7		
	7-1	HURSCHLER Andreas				205.0	10	14:31.2	+1:41.3	6	
	Cumulative Time	7:53.1	+2:14.6	7	11:28.6	+1:55.6	7	14:31.2	+1:41.3	6	
	Section Time	5:16.1	+17.3	3	3:35.5	+2.1	3	3:02.6	0.0	1	
	Leg Time	7:53.1	+2:14.6	7	11:28.6	+1:55.6	7	11:54.2	+6.2	2	
	7-2	HEER Ronny				232.0	7	26:38.7	+2:20.7	5	
	Cumulative Time	19:40.8	+1:46.5	6	23:30.3	+2:02.2	5	26:38.7	+2:20.7	5	
	Section Time	5:09.6	+15.2	4	3:49.5	+16.5	6	3:08.4	+18.5	6	
	Leg Time	5:09.6	+15.2	4	8:59.1	+31.7	=5	12:07.5	+40.5	6	
	7-3	SCHMID Jan				213.0	5	39:23.4	+2:51.3	5	
	Cumulative Time	32:08.5	+2:32.8	5	36:01.5	+2:39.7	5	39:23.4	+2:51.3	5	
	Section Time	5:29.8	+23.0	9	3:53.0	+11.8	6	3:21.9	+26.1	9	
	Leg Time	5:29.8	+23.0	9	9:22.8	+34.8	9	12:44.7	+58.4	9	
	7-4	RIEDER Ivan				213.0	7	52:07.9	+3:25.7	7	
	Cumulative Time	44:38.8	+2:57.7	5	48:29.0	+3:00.0	6	52:07.9	+3:25.7	7	
	Section Time	5:15.4	+21.4	7	3:50.2	+17.5	7	3:38.9	+48.5	9	
	Leg Time	5:15.4	+21.4	7	9:05.6	+32.0	7	12:44.5	+1:11.2	7	



COMPETITION ANALYSIS / ANALYSE DE LA COMPÉTITION

TEAM 4x5 km RELAY RELAIS 4 X 5 km

SOLDIER HOLLOW SUN 17 FEB 2002 / DIM 17 FEV 2002 START TIME / DEBUT 13:00 END TIME / FINI A 13:53

Rank	Bib Name	NOC Code	Time Difference		Jump Points	Rk.	Time		Time Behind	Rank
			1.7 km	3.7 km			5.0 km			
			Time	Time/Behind	Rk.		Time	Time/Behind	Rk.	
8	4 JAPAN	JPN	1:40	901.0	4	50:46.5	+3:44.3	8		
	4-1 OGIWARA Kenji			214.5	3	14:13.2	+1:23.3	5		
	Cumulative Time		6:59.1	+1:20.6	5	10:53.7	+1:20.7	5	14:13.2	+1:23.3
	Section Time		5:19.1	+20.3	6	3:54.6	+21.2	8	3:19.5	+16.9
	Leg Time		6:59.1	+1:20.6	5	10:53.7	+1:20.7	5	12:33.2	+45.2
	4-2 TOMII Gen			228.0	3	27:05.7	+2:47.7	6		
	Cumulative Time		19:31.4	+1:37.1	5	23:33.0	+2:04.9	6	27:05.7	+2:47.7
	Section Time		5:18.2	+23.8	7	4:01.6	+28.6	8	3:32.7	+42.8
	Leg Time		5:18.2	+23.8	7	9:19.8	+52.4	8	12:52.5	+1:25.5
	4-3 MORI Satoshi			214.0	6	39:40.9	+3:08.8	7		
	Cumulative Time		32:31.7	+2:56.0	7	36:28.1	+3:06.3	6	39:40.9	+3:08.8
	Section Time		5:26.0	+19.2	8	3:56.4	+15.2	8	3:12.8	+17.0
	Leg Time		5:26.0	+19.2	8	9:22.4	+34.4	8	12:35.2	+48.9
	4-4 TAKAHASHI Daito			244.5	3	52:26.5	+3:44.3	8		
	Cumulative Time		45:07.5	+3:26.4	8	49:08.1	+3:39.1	8	52:26.5	+3:44.3
	Section Time		5:26.6	+32.6	8	4:00.6	+27.9	8	3:18.4	+28.0
	Leg Time		5:26.6	+32.6	8	9:27.2	+53.6	8	12:45.6	+1:12.3
9	6 CZECH REPUBLIC	CZE	1:53	892.0	6	51:35.8	+4:46.6	9		
	6-1 KUCERA Milan			214.5	3	14:42.1	+1:52.2	7		
	Cumulative Time		7:21.5	+1:43.0	6	11:16.9	+1:43.9	6	14:42.1	+1:52.2
	Section Time		5:28.5	+29.7	7	3:55.4	+22.0	9	3:25.2	+22.6
	Leg Time		7:21.5	+1:43.0	6	11:16.9	+1:43.9	6	12:49.1	+1:01.1
	6-2 HERMANSKY Lukas			215.0	5	28:34.4	+4:16.4	9		
	Cumulative Time		20:31.1	+2:36.8	8	24:51.6	+3:23.5	9	28:34.4	+4:16.4
	Section Time		5:49.0	+54.6	9	4:20.5	+47.5	9	3:42.8	+52.9
	Leg Time		5:49.0	+54.6	9	10:09.5	+1:42.1	9	13:52.3	+2:25.3
	6-3 CHURAVY Pavel			234.0	6	40:25.8	+3:53.7	9		
	Cumulative Time		33:48.8	+4:13.1	9	37:30.0	+4:08.2	9	40:25.8	+3:53.7
	Section Time		5:14.4	+7.6	4	3:41.2	0.0	1	2:55.8	0.0
	Leg Time		5:14.4	+7.6	4	8:55.6	+7.6	3	11:51.4	+5.1
	6-4 SMEJC Petr			228.5	2	53:28.8	+4:46.6	9		
	Cumulative Time		46:02.4	+4:21.3	9	50:05.2	+4:36.2	9	53:28.8	+4:46.6
	Section Time		5:36.6	+42.6	9	4:02.8	+30.1	9	3:23.6	+33.2
	Leg Time		5:36.6	+42.6	9	9:39.4	+1:05.8	9	13:03.0	+1:29.7
Did not start										
	9 RUSSIAN FEDERATION	RUS	3:40	821.0	9					



COMPETITION ANALYSIS / ANALYSE DE LA COMPÉTITION

TEAM 4x5 km RELAY
 RELAIS 4 X 5 km

SOLDIER HOLLOW SUN 17 FEB 2002 / DIM 17 FEV 2002 START TIME / DEBUT 13:00 END TIME / FINI A 13:53

Weather	Snow Condition	Temperatures [°C]		Participants/NOCs					
		Air	Snow	Entries	Ranked	DNS	DNF	DSQ	LAP
Mostly Cloudy	Hard	8.0	-3.0	40/10	36/9	4/1	0/0	0/0	0/0

LEGEND / LEGENDE		DNS	DNF	DSQ	LAP
Rk.	Rank	Did not start	Did not finish	Disqualified	Lapped



OFFICIAL COMMUNICATION / COMMUNIQUÉ OFFICIEL

SPRINT K120 OFFICIAL TRAINING 1
K120 INDIVIDUEL, ENTRAÎNEMENT OFFICIEL, 1ER JOUR

UTAH OLYMPIC PARK MON 18 FEB 2002 / LUN 18 FEV 2002 ISSUE TIME / TEMPS D'ISSUE 13:41

Schedule

Communication Number: 10

The Jury has decided that Nordic Combined SPRINT K120 Official Training 1 scheduled for 18 February at 14:00 is cancelled due to weather (unstable wind conditions) and will not be re-scheduled.

Nordic Combined SPRINT K120 Official Training 2 will take place as scheduled, Tuesday 19 February at 09:30.

Issued by: LAMB Joe, Chief of Competition

For more details contact: Competition Management



RESULTS / RÉSULTATS

SPRINT K120 - OFFICIAL TRAINING 2 K120 SPRINT - 2e ENTRAÎNEMENT OFFICIEL

UTAH OLYMPIC PARK TUE 19 FEB 2002 / MAR 19 FEB 2002 START TIME / DEBUT 09:30 END TIME / FINI A 11:41

Jury / Competition Management			Judges			Hill Data / Calculation		
Race Director	WEHLING Ulrich	FIS	A	FRELIH Janez	SLO	K-Point:	120 m	
Technical Delegate	KUMPOST Roman	CZE	B	ASPHAUG Kolbjorn	NOR	Meter Value:	1.2 Points/m	
Chief of Competition	LAMB Joe	USA	C	KASAYA Yukio	JPN	Jury Distance:	128 m	
Assistant TD	BRUDER Joachim	GER	D	AIGMUELLER Gert	AUT	Seconds per Point:	3.75	
			E	GOETZE Klaus-Dieter	GER	Points per Minute:	16	

Bib	Name	NOC Code	1st Round			2nd Round			3rd Round		
			Speed [km/h] Rank	Distance [m] Rank	Gate Rank	Speed [km/h] Rank	Distance [m] Rank	Gate Rank	Speed [km/h] Rank	Distance [m] Rank	Gate Rank
49	ACKERMANN Ronny	GER	96.1 16	125.5 1	30 1	97.2 3	123.5 4	33 2	96.2 1	137.0 1	31 1
50	GAISER Jens	GER	95.4 42	110.0 19	30 3	96.9 8	111.5 19	33 7	95.0 11	112.0 18	28 17
51	HASENEY Sebastian	GER	95.0 50	90.5 49	30 9	96.3 13	99.5 41	33 14	94.3 26	97.0 38	28 37
52	HETTICH Georg	GER	96.0 19	115.5 9	30 2	97.1 5	108.0 28	33 11	94.8 13	113.5 14	28 13
53	HOEHLIG Marcel	GER	95.9 24	108.5 22	30 4	97.9 1	116.0 9	33 5	95.3 4	120.0 7	28 6
54	KIRCHEISEN Bjoern	GER	96.2 13	107.5 25	30 5	97.5 2	119.0 6	33 4	95.4 3	125.0 3	28 2
55	CHURAVY Pavel	CZE	95.7 30	104.0 33	30 6	96.4 12	96.0 45	33 15	95.2 6	116.5 9	28 8
56	HERMANSKY Lukas	CZE									
57	KUCERA Milan	CZE	96.4 9	102.5 38	30 7	97.2 3	109.5 24	33 9	95.9 2	107.5 21	28 20
58	RYGL Ladislav	CZE	96.5 6	101.5 40	30 8	96.9 8	108.5 26	33 10	95.1 7	92.0 45	28 44
59	SMEJC Petr	CZE	96.8 1	103.0 36	31 30	97.1 5	106.5 32	33 12	95.0 11	122.0 4	28 3
60	PSENKO Michal	SVK	95.9 24	103.0 36	31 30	96.0 17	110.5 22	33 8	94.1 31	92.5 44	28 43
1	DAYTON Matt	USA	95.7 30	92.5 48	31 40	96.2 14	102.5 37	33 13	93.8 38	87.5 46	28 45
2	DEMONG Bill	USA	96.3 11	114.5 12	31 10	97.1 5	125.0 3	33 1			
3	ERICHSEN Kristoffer	USA									
5	LODWICK Todd	USA	96.0 19	108.0 24	31 20	96.5 10	119.5 5	33 3			
6	SPILLANE Johnny	USA	95.2 48	96.5 45	31 37	95.9 19	114.0 14	33 6			
7	van LOAN Carl	USA	96.4 9	100.5 42	31 34	95.3 35	107.5 29	29 7	94.5 20	102.0 32	28 31
8	BARANNIKOV Alexej	RUS									
9	FADEEV Alexej	RUS									
10	LYSENIN Vladimir	RUS									
11	STOLJAROV Valerij	RUS									



RESULTS / RÉSULTATS

SPRINT K120 - OFFICIAL TRAINING 2
K120 SPRINT - 2e ENTRAÎNEMENT OFFICIEL

UTAH OLYMPIC PARK TUE 19 FEB 2002 / MAR 19 FEB 2002 START TIME / DEBUT 09:30 END TIME / FINI A 11:41

Bib	Name	NOC Code	1st Round			2nd Round			3rd Round		
			Speed [km/h] Rank	Distance [m] Rank	Gate Rank	Speed [km/h] Rank	Distance [m] Rank	Gate Rank	Speed [km/h] Rank	Distance [m] Rank	Gate Rank
12	ZVETKOV Alexej	RUS									
13	BIELER Christoph	AUT	96.5 6	117.0 7	31 6	95.0 44	114.5 13	29 3	95.1 7	109.5 20	28 19
14	DENIFL Wilhelm	AUT	96.3 11	117.5 6	31 5	94.7 49	115.0 10	29 2	94.8 13	113.5 14	28 13
15	EUGEN Christoph	AUT	96.7 2	104.0 33	31 28	95.2 40	95.0 46	29 12	95.3 4	96.5 39	28 38
16	GOTTWALD Felix	AUT	96.5 6	120.5 4	31 3	95.7 21	119.0 6	29 1	94.7 15	114.5 12	28 11
17	GRUBER Michael	AUT	96.7 2	122.5 2	31 1	95.1 41	113.0 15	29 4		94.0 42	28 41
18	STECHER Mario	AUT	96.0 19	122.0 3	31 2	94.8 47	102.5 37	29 11	94.6 19	116.0 10	28 9
19	PIKKOR Tambet	EST	95.5 37	104.5 29	31 24	95.0 44	94.0 47	29 13	94.3 26	105.0 26	28 25
20	SALUMAE Jens	EST	95.7 30	116.0 8	31 7	95.0 44	107.0 31	29 8	94.7 15	118.5 8	28 7
21	HARTMANN Andy	SUI	95.7 30	110.5 16	31 14	95.7 21	111.5 19	29 6	95.1 7	113.0 16	28 15
22	HEER Ronny	SUI	95.7 30	115.5 9	31 8	95.4 31	113.0 15	29 4	95.1 7	120.5 6	28 5
23	HURSCHLER Andreas	SUI	95.2 48	104.5 29	31 24	94.7 49	105.0 34	29 9	92.6 45	103.0 29	28 28
24	HURSCHLER Seppi	SUI	96.2 13	115.5 9	31 8	95.3 35	104.5 35	29 10	94.4 22	111.5 19	28 18
25	RIEDER Ivan	SUI	96.1 16	104.0 33	31 28	95.3 35	86.0 49	29 15	94.4 22	106.0 24	28 23
26	SCHMID Jan	SUI	95.4 42	104.5 29	31 24	95.7 21	88.0 48	29 14	94.2 30	104.5 27	28 26
27	BRYNEMO Preben Fjaere	NOR	96.7 2	110.5 16	31 14	96.5 10	85.5 50	31 20	94.3 26	100.0 36	28 35
28	GRAVE Jan Rune	NOR	96.2 13	107.5 25	31 21	96.1 15	98.0 44	31 19	94.4 22	96.0 40	28 39
29	HAMMER Kristian	NOR	95.7 30	108.5 22	31 19	95.7 21	104.5 35	31 14	93.8 38	115.0 11	28 10
30	OESTVIK Lars Andreas	NOR	96.0 19	100.0 44	31 36	95.6 26	101.0 39	31 15	94.0 32	113.0 16	28 15
31	ROTEVATN Sverre	NOR	95.6 36	111.0 15	31 13	95.5 28	110.5 22	31 9	93.9 34	106.5 22	28 21
32	ZACHARENKO Sergei	BLR	95.5 37	95.5 46	31 38	95.4 31	98.5 43	31 18	93.7 42	102.5 31	28 30
33	ARNOULD Kevin	FRA	95.8 29	104.5 29	31 24	95.5 28	106.5 32	31 13	93.8 38	105.5 25	28 24
34	BAL Nicolas	FRA	96.6 5	109.0 21	31 18	96.0 17	115.0 10	31 4	94.7 15	106.5 22	28 21
35	BAUD Frederic	FRA	95.5 37	101.5 40	31 33	95.3 35	101.0 39	31 15	94.0 32	95.5 41	28 40
36	ROUX Ludovic	FRA	95.3 44	113.5 13	31 11	95.5 28	111.5 19	31 8			



RESULTS / RÉSULTATS

SPRINT K120 - OFFICIAL TRAINING 2 K120 SPRINT - 2e ENTRAÎNEMENT OFFICIEL

UTAH OLYMPIC PARK TUE 19 FEB 2002 / MAR 19 FEV 2002 START TIME / DEBUT 09:30 END TIME / FINI A 11:41

Bib	Name	NOC Code	1st Round			2nd Round			3rd Round		
			Speed [km/h] Rank	Distance [m] Rank	Gate Rank	Speed [km/h] Rank	Distance [m] Rank	Gate Rank	Speed [km/h] Rank	Distance [m] Rank	Gate Rank
37	JEZERSEK Andrej	SLO	96.1 16	118.5 5	31 4	95.8 20	108.5 26	31 11	94.5 20	93.5 43	28 42
38	KOBAYASHI Norihito	JPN	95.5 37	106.5 28	31 23	95.3 35	99.5 41	31 17	93.9 34	102.0 32	28 31
39	MORI Satoshi	JPN	95.3 44	100.5 42	31 34	95.4 31	113.0 15	31 6	94.3 26	100.5 35	28 34
40	OGIWARA Kenji	JPN	95.9 24	109.5 20	31 17	95.6 26	109.5 24	31 10	93.9 34	103.0 29	28 28
41	TAKAHASHI Daito	JPN	96.0 19	113.5 13	31 11	96.1 15	107.5 29	31 12	94.7 15	121.0 5	28 4
42	TOMII Gen	JPN	95.5 37	102.5 38	31 32	95.1 41	118.5 8	31 3	93.9 34	114.5 12	28 11
43	KAITAINEN Jouni	FIN									
44	KESKINARKAUS Mikko	FIN	95.9 24	94.0 47	31 39	95.7 21	115.0 10	31 4	93.8 38	100.0 36	28 35
45	LAJUNEN Samppa	FIN	95.3 44	107.0 27	31 22	95.1 41	126.5 2	31 2	93.6 43	101.5 34	28 33
46	MANNINEN Hannu	FIN									
47	MANTILA Jari	FIN	95.3 44	82.0 50	31 41	94.8 47	112.0 18	31 7	93.6 43	104.5 27	28 26
48	TALLUS Jaakko	FIN	95.9 24	110.5 16	31 14	95.4 31	127.0 1	31 1	94.4 22	132.0 2	28 1



RESULTS / RÉSULTATS

SPRINT K120 - OFFICIAL TRAINING 2 K120 SPRINT - 2e ENTRAÎNEMENT OFFICIEL

UTAH OLYMPIC PARK TUE 19 FEB 2002 / MAR 19 FEV 2002 START TIME / DEBUT 09:30 END TIME / FINI A 11:41

Weather Information								
	Time	Weather	Temp.[°C]		Humid.	Wind[m/s]		
			Air	Snow	[%]	Min.	Max.	Aver.
1st Round	09:30 - 10:04	Mostly Cloudy	-2.0	-4.0	74	0.1	2.3	1.0
2nd Round	10:11 - 10:48	Mostly Cloudy	-3.0	-4.0	77	0.3	3.0	1.3
3rd Round	11:01 - 11:41	Mostly Cloudy	-3.0	-2.0	68	0.2	4.2	2.8

Statistics											
	Gate	Falls	Distance[m]			Speed[km/h]			Jumpers / NOCs		
			Min.	Max.	Aver.	Min.	Max.	Aver.	In Starting List	Started	With Results
1st Round	30	0	90.5	125.5	107.2	95.0	96.5	95.9	59/14	50/13	50/13
	31	0	82.0	122.5	107.3	95.2	96.8	95.9			
2nd Round	29	0	86.0	119.0	105.0	94.7	95.7	95.1	59/14	50/13	50/13
	31	0	85.5	127.0	108.4	94.8	96.5	95.5			
	33	0	96.0	125.0	111.3	95.9	97.9	96.8			
3rd Round	28	0	87.5	132.0	107.2	92.6	95.9	94.4	59/14	46/13	46/13
	31	1	137.0	137.0	137.0	96.2	96.2	96.2			

NOTE
Bolded Line in Gate column:
 A bolded line at the "Gate" column indicates a change in gate assignment at this point. The presentation of rankings is calculated only within results achieved from the same gate.

LEGEND			
NOC	National Olympic Committee	Min.	Minimum
Max.	Maximum	Aver.	Average
Assistant TD	Assistant Technical Delegate	Temp.	Temperature
Humid.	Humidity		



RESULTS / RÉSULTATS

SPRINT K120 - OFFICIAL TRAINING 3 K120 SPRINT - 3e ENTRAÎNEMENT OFFICIEL

UTAH OLYMPIC PARK THU 21 FEB 2002 / JEU 21 FEV 2002 START TIME / DEBUT 09:00 END TIME / FINI A 09:12

Jury / Competition Management			Judges			Hill Data / Calculation		
Race Director	WEHLING Ulrich	FIS	A	FRELIH Janez	SLO	K-Point:	120 m	
Technical Delegate	KUMPOST Roman	CZE	B	ASPHAUG Kolboern	NOR	Meter Value:	1.2 Points/m	
Chief of Competition	LAMB Joe	USA	C	KASAYA Yukio	JPN	Jury Distance:	128 m	
Assistant TD	BRUDER Joachim	GER	D	AIGMUELLER Gert	AUT	Seconds per Point:	3.75	
			E	GOETZE Klaus-Dieter	GER	Points per Minute:	16	

Bib	Name	NOC Code	1st Round			2nd Round			3rd Round		
			Speed [km/h] Rank	Distance [m] Rank	Gate Rank	Speed [km/h] Rank	Distance [m] Rank	Gate Rank	Speed [km/h] Rank	Distance [m] Rank	Gate Rank
1	ZACHARENKO Sergei	BLR	96.0 11	109.0 12	31 12						
2	HURSCHLER Seppi	SUI									
3	PIKKOR Tambet	EST									
4	KOBAYASHI Norihito	JPN	96.4 6	107.5 14	31 14						
5	JEZERSEK Andrej	SLO									
6	KUCERA Milan	CZE									
7	PSENKO Michal	SVK									
8	SMEJC Petr	CZE									
9	SALUMAE Jens	EST									
10	HARTMANN Andy	SUI									
11	SPILLANE Johnny	USA									
12	BAL Nicolas	FRA									
13	HURSCHLER Andreas	SUI	95.4 15	110.5 11	31 11						
14	OESTVIK Lars Andreas	NOR	96.0 11	106.0 15	31 15						
15	BAUD Frederic	FRA									
16	ROUX Ludovic	FRA									
17	GRAVE Jan Rune	NOR	96.9 3	114.0 7	31 7						
18	ARNOULD Kevin	FRA									
19	DAYTON Matt	USA									
20	MORI Satoshi	JPN	96.0 11	116.0 4	31 4						
21	BRYNEMO Preben Fjaere	NOR	97.1 2	108.0 13	31 13						
22	OGIWARA Kenji	JPN	96.1 10	114.0 7	31 7						



RESULTS / RÉSULTATS

SPRINT K120 - OFFICIAL TRAINING 3
K120 SPRINT - 3e ENTRAÎNEMENT OFFICIEL

UTAH OLYMPIC PARK THU 21 FEB 2002 / JEU 21 FEV 2002 START TIME / DEBUT 09:00 END TIME / FINI A 09:12

Bib	Name	NOC Code	1st Round			2nd Round			3rd Round		
			Speed [km/h] Rank	Distance [m] Rank	Gate Rank	Speed [km/h] Rank	Distance [m] Rank	Gate Rank	Speed [km/h] Rank	Distance [m] Rank	Gate Rank
23	CHURAVY Pavel	CZE	96.2 8	111.5 10	31 10						
24	GAISER Jens	GER									
25	HOEHLIG Marcel	GER									
26	GRUBER Michael	AUT									
27	HEER Ronny	SUI									
28	HAMMER Kristian	NOR	95.9 14	112.5 9	31 9						
29	KIRCHEISEN Bjoern	GER									
30	BIELER Christoph	AUT									
31	MANNINEN Hannu	FIN	97.4 1	114.5 6	31 6						
32	DEMONG Bill	USA									
33	KESKINARKAUS Mikko	FIN	96.3 7	115.5 5	31 5						
34	TALLUS Jaakko	FIN	96.9 3	127.5 2	31 2						
35	STECHEM Mario	AUT									
36	TAKAHASHI Daito	JPN									
37	LODWICK Todd	USA	96.6 5	116.5 3	31 3						
38	LAJUNEN Samppa	FIN	96.2 8	128.0 1	31 1						
39	ACKERMANN Ronny	GER									
40	GOTTWALD Felix	AUT									



RESULTS / RÉSULTATS

SPRINT K120 - OFFICIAL TRAINING 3 K120 SPRINT - 3e ENTRAÎNEMENT OFFICIEL

UTAH OLYMPIC PARK THU 21 FEB 2002 / JEU 21 FEV 2002 START TIME / DEBUT 09:00 END TIME / FINI A 09:12

Weather Information									
	Time	Weather	Temp.[°C]		Humid. [%]	Wind[m/s]			
			Air	Snow		Min.	Max.	Aver.	
1st Round	09:00 - 09:12	Clear	-8.0	-10.0	59	0.2	1.3	0.7	

Statistics											
	Gate	Falls	Distance[m]			Speed[km/h]			Jumpers / NOCs		
			Min.	Max.	Aver.	Min.	Max.	Aver.	In Starting List	Started	With Results
1st Round	31	0	106.0	128.0	114.0	95.4	97.4	96.3	40/13	15/7	15/7

NOTE
Bolded Line in Gate column:
 A bolded line at the "Gate" column indicates a change in gate assignment at this point. The presentation of rankings is calculated only within results achieved from the same gate.

LEGEND			
NOC	National Olympic Committee	Min.	Minimum
Max.	Maximum	Aver.	Average
Assistant TD	Assistant Technical Delegate	Temp.	Temperature
Humid.	Humidity		



START LIST / LISTE DE DÉPART

SPRINT K120 - COMPETITION ROUND K120 SPRINT - MANCHE DE COMPÉTITION

UTAH OLYMPIC PARK THU 21 FEB 2002 / JEU 21 FEV 2002 START TIME / DEBUT 11:30

Jury / Competition Management			Judges			Hill Data / Calculation	
Race Director	WEHLING Ulrich	FIS	A	FRELIH Janez	SLO	K-Point:	120 m
Technical Delegate	KUMPOST Roman	CZE	B	ASPHAUG Kolboern	NOR	Meter Value:	1.2 Points/m
Chief of Competition	LAMB Joe	USA	C	KASAYA Yukio	JPN	Jury Distance:	128 m
Assistant TD	BRUDER Joachim	GER	D	AIGMUELLER Gert	AUT	Seconds per Point:	3.75
			E	GOETZE Klaus-Dieter	GER	Points per Minute:	16

Bib	Name	NOC Code	Trial			Competition Round			
			Speed [km/h]	Distance [m]	Gate	Speed [km/h]	Distance [m]	Points	Rank
1	ZACHARENKO Sergei	BLR							
2	HURSCHLER Seppi	SUI							
3	PIKKOR Tabet	EST							
4	KOBAYASHI Norihito	JPN							
5	JEZERSEK Andrej	SLO							
6	KUCERA Milan	CZE							
7	PSENKO Michal	SVK							
8	SMEJC Petr	CZE							
9	SALUMAE Jens	EST							
10	HARTMANN Andy	SUI							
11	SPILLANE Johnny	USA							
12	BAL Nicolas	FRA							
13	HURSCHLER Andreas	SUI							
14	ROTEVATN Sverre	NOR							
15	BAUD Frederic	FRA							
16	ROUX Ludovic	FRA							
17	GRAVE Jan Rune	NOR							
18	ARNOULD Kevin	FRA							
19	DAYTON Matt	USA							
20	MORI Satoshi	JPN							
21	BRYNEMO Preben Fjaere	NOR							
22	OGIWARA Kenji	JPN							
23	CHURAVY Pavel	CZE							
24	GAISER Jens	GER							
25	HOEHLIG Marcel	GER							
26	GRUBER Michael	AUT							
27	HEER Ronny	SUI							
28	HAMMER Kristian	NOR							
29	KIRCHEISEN Bjoern	GER							
30	BIELER Christoph	AUT							
31	MANNINEN Hannu	FIN							
32	DEMONG Bill	USA							
33	KESKINARKAUS Mikko	FIN							
34	TALLUS Jaakko	FIN							
35	STECHEM Mario	AUT							
36	TAKAHASHI Daito	JPN							
37	LODWICK Todd	USA							
38	LAJUNEN Samppe	FIN							
39	ACKERMANN Ronny	GER							
40	GOTTWALD Felix	AUT							



START LIST / LISTE DE DÉPART

SPRINT K120 - COMPETITION ROUND K120 SPRINT - MANCHE DE COMPÉTITION

UTAH OLYMPIC PARK THU 21 FEB 2002 / JEU 21 FEV 2002 START TIME / DEBUT 11:30

NOTES

How point scores are calculated:

An athlete is awarded 60 points for jumping the K-point distance. For every meter more or less than the K-point, a competitor has 1.2 points added or subtracted from his total. In addition, competitors are awarded points for style (for flight and landing) up to a maximum of 20 per judge. Five judges score each jump, with the highest and lowest scores disregarded and the scores of the other three aggregated and added to the competitor's points for distance.

LEGEND

NOC	National Olympic Committee	Assistant TD	Assistant Technical Delegate
------------	----------------------------	---------------------	------------------------------

Team Norway has replaced the athlete OESTVIK Lars Andreas with ROTEVATN Sverre.



RESULTS / RÉSULTATS

SPRINT K120 - COMPETITION ROUND
K120 SPRINT - MANCHE DE COMPÉTITION

UTAH OLYMPIC PARK THU 21 FEB 2002 / JEU 21 FEV 2002 START TIME / DEBUT 11:30 END TIME / FINI A 12:08

Jury / Competition Management				Judges			Hill Data / Calculation		
Race Director	WEHLING Ulrich	FIS		A	FRELIH Janez	SLO	K-Point:	120 m	
Technical Delegate	KUMPOST Roman	CZE		B	ASPHAUG Kolbjorn	NOR	Meter Value:	1.2 Points/m	
Chief of Competition	LAMB Joe	USA		C	KASAYA Yukio	JPN	Jury Distance:	128 m	
Assistant TD	BRUDER Joachim	GER		D	AIGMUELLER Gert	AUT	Seconds per Point:	3.75	
				E	GOETZE Klaus-Dieter	GER	Points per Minute:	16	

Rank	Bib	Name	NOC Code	Speed [km/h]	Distance [m]	Distance Points	Judges Marks					Judges Points	Round Total	Round Rank	Time Diff.
							A	B	C	D	E				
1	38	LAJUNEN Samppa	FIN	95.1	126.5	67.8	19.0	18.5	18.5	18.5	19.5	56.0	123.8	1	0:00
2	39	ACKERMANN Ronny	GER	96.2	124.5	65.4	18.5	17.5	18.0	18.0	19.0	54.5	119.9	2	+0:15
3	34	TALLUS Jaakko	FIN	95.8	122.5	63.0	18.5	18.5	19.0	18.5	19.0	56.0	119.0	3	+0:18
4	36	TAKAHASHI Daito	JPN	95.5	122.0	62.4	18.0	16.0	17.5	17.0	17.5	52.0	114.4	4	+0:35
5	35	STECHER Mario	AUT	95.9	120.0	60.0	17.5	17.5	18.0	18.5	18.0	53.5	113.5	5	+0:39
6	30	BIELER Christoph	AUT	96.0	118.5	58.2	18.0	18.0	18.0	18.5	18.5	54.5	112.7	6	+0:42
7	9	SALUMAE Jens	EST	95.1	119.0	58.8	17.5	17.5	18.0	17.5	18.0	53.0	111.8	7	+0:45
8	25	HOEHLIG Marcel	GER	96.0	118.0	57.6	18.0	17.5	18.0	18.0	18.5	54.0	111.6	8	+0:46
9	26	GRUBER Michael	AUT	95.9	117.5	57.0	17.5	18.0	17.5	18.0	18.5	53.5	110.5	9	+0:50
10	8	SMEJC Petr	CZE	96.0	117.0	56.4	18.0	17.5	18.0	18.0	18.0	54.0	110.4	10	+0:50
11	40	GOTTWALD Felix	AUT	95.7	116.5	55.8	18.0	17.5	18.0	18.5	18.5	54.5	110.3	11	+0:51
12	37	LODWICK Todd	USA	95.2	115.0	54.0	18.0	18.5	18.5	18.5	18.0	55.0	109.0	12	+0:56
13	32	DEMONG Bill	USA	96.0	116.0	55.2	17.5	17.5	18.0	17.5	18.0	53.0	108.2	13	+0:59
14	20	MORI Satoshi	JPN	94.9	114.5	53.4	17.5	18.5	18.0	17.5	18.0	53.5	106.9	14	+1:03
15	29	KIRCHEISEN Bjoern	GER	96.0	116.5	55.8	16.5	16.5	17.0	16.5	17.0	50.0	105.8	15	+1:08
15	2	HURSCHLER Seppi	SUI	94.9	114.0	52.8	17.5	17.5	17.5	18.0	18.0	53.0	105.8	15	+1:08
17	31	MANNINEN Hannu	FIN	96.3	113.5	52.2	17.5	17.5	17.5	17.5	17.0	52.5	104.7	17	+1:12
18	10	HARTMANN Andy	SUI	95.9	113.5	52.2	17.0	17.0	17.5	17.5	17.5	52.0	104.2	18	+1:14
19	27	HEER Ronny	SUI	95.7	112.0	50.4	17.5	18.0	18.0	17.5	18.0	53.5	103.9	19	+1:15
20	16	ROUX Ludovic	FRA	95.0	112.5	51.0	17.5	17.5	17.0	18.0	17.5	52.5	103.5	20	+1:16
21	23	CHURAVY Pavel	CZE	95.1	112.5	51.0	17.0	17.0	17.5	17.5	17.0	51.5	102.5	21	+1:20
22	24	GAISER Jens	GER	96.0	112.0	50.4	17.0	17.0	17.5	17.5	17.5	52.0	102.4	22	+1:20
23	33	KESKINARKAUS Mikko	FIN	95.5	111.0	49.2	17.5	17.5	17.5	17.5	18.0	52.5	101.7	23	+1:23
24	18	ARNOULD Kevin	FRA	95.2	110.5	48.6	17.5	17.5	17.5	17.5	17.5	52.5	101.1	24	+1:25
24	4	KOBAYASHI Norihito	JPN	95.4	110.5	48.6	17.5	17.0	17.5	18.0	17.5	52.5	101.1	24	+1:25
26	6	KUCERA Milan	CZE	95.9	111.0	49.2	17.0	17.0	17.5	17.0	16.5	51.0	100.2	26	+1:29
27	5	JEZERSEK Andrej	SLO	95.3	110.5	48.6	17.5	17.0	17.0	17.5	17.0	51.5	100.1	27	+1:29
28	14	ROTEVATN Sverre	NOR	95.3	110.0	48.0	17.0	17.5	17.5	17.5	16.5	52.0	100.0	28	+1:29
29	28	HAMMER Kristian	NOR	95.0	109.0	46.8	16.5	17.0	17.0	17.5	17.5	51.5	98.3	29	+1:36
30	21	BRYNEMO Preben Fjaere	NOR	96.0	109.0	46.8	16.5	16.5	17.5	17.0	16.5	50.0	96.8	30	+1:41
31	3	PIKKOR Tarnbet	EST	95.1	108.5	46.2	16.5	16.5	17.0	17.0	17.0	50.5	96.7	31	+1:42
32	12	BAL Nicolas	FRA	96.1	107.5	45.0	17.0	17.0	17.0	17.5	17.5	51.5	96.5	32	+1:42
33	17	GRAVE Jan Rune	NOR	95.6	111.5	49.8	10.5	15.5	14.5	14.5	17.5	44.5	94.3	33	+1:51
34	22	OGIWARA Kenji	JPN	94.9	105.0	42.0	17.0	17.5	17.5	17.0	17.0	51.5	93.5	34	+1:54
35	15	BAUD Frederic	FRA	94.8	105.5	42.6	16.5	17.0	17.0	17.0	16.5	50.5	93.1	35	+1:55
36	7	PSENKO Michal	SVK	95.1	104.5	41.4	16.5	17.5	17.0	17.0	17.0	51.0	92.4	36	+1:58
37	11	SPILLANE Johnny	USA	94.8	104.0	40.8	16.5	16.5	17.0	17.0	17.0	50.5	91.3	37	+2:02
38	13	HURSCHLER Andreas	SUI	95.0	103.5	40.2	17.0	17.0	17.0	17.0	17.0	51.0	91.2	38	+2:02
39	19	DAYTON Matt	USA	95.0	100.5	36.6	16.5	17.0	17.0	16.5	17.0	50.5	87.1	39	+2:18
40	1	ZACHARENKO Sergei	BLR	94.2	100.5	36.6	16.5	16.5	17.0	17.0	16.5	50.0	86.6	40	+2:20




RESULTS / RÉSULTATS

SPRINT K120 - COMPETITION ROUND K120 SPRINT - MANCHE DE COMPÉTITION

UTAH OLYMPIC PARK THU 21 FEB 2002 / JEU 21 FEV 2002 START TIME / DEBUT 11:30 END TIME / FINI A 12:08

Weather Information									
	Time	Weather	Temp.[°C]		Humid.	Wind[m/s]			
			Air	Snow	[%]	Min.	Max.	Aver.	
COMPETITION ROUND	11:30 - 12:08	Clear	-2.0	-3.0	29	0.1	0.9	0.6	

Statistics											
	Gate	Falls	Distance[m]			Speed[km/h]			Jumpers / NOCs		
			Min.	Max.	Aver.	Min.	Max.	Aver.	In Starting List	Started	With Results
COMPETITION ROUND	28	0	100.5	126.5	112.6	94.2	96.3	95.4	40/13	40/13	40/13

Technical Delegate:  KUMPOST Roman (CZE)	Chief of Competition:  LAMB Joe (USA)
--	--

NOTES

How point scores are calculated:

An athlete is awarded 60 points for jumping the K-point distance. For every meter more or less than the K-point, a competitor has 1.2 points added or subtracted from his total. In addition, competitors are awarded points for style (for flight and landing) up to a maximum of 20 per judge. Five judges score each jump, with the highest and lowest scores disregarded and the scores of the other three aggregated and added to the competitor's points for distance.

Calculation of the Time Difference in Individual Events:

The amount of time that a competitor must wait before starting is calculated by converting the number of points behind into time. Each point behind is equivalent to 3.75 seconds of wait time, 16 points behind means a competitor starts one minute later than the competitor in front of him.

LEGEND

NOC	National Olympic Committee	Min.	Minimum
Max.	Maximum	Aver.	Average
Diff.	Time Difference	Assistant TD	Assistant Technical Delegate
Temp.	Temperature	Humid.	Humidity



RESULTS / RÉSULTATS

SPRINT 7.5 km
SPRINT 7,5 km

SOLDIER HOLLOW FRI 22 FEB 2002 / VEN 22 FEV 2002 START TIME / DEBUT 11:00 END TIME / FINI A 11:20

Jury			Course Information	
Race Director	WEHLING Ulrich	FIS	Course Name:	Olympic 2.5 km
Technical Delegate	KUMPOST Roman	CZE	Height Difference:	45 m
Assistant Technical Delegate	BRUDER Joachim	GER	Maximum Climb:	22 m
Chief of Competition	LAMB Joe	USA	Total Climb:	100 m
Chief of Course	NELSON Jeff	USA	Length of Lap:	2 500 m
			Number of Laps:	3

Rank	Bib	Name	NOC Code	Points	Jump Rk.	Time Difference	Cross Country Time	Rk.	Time Behind
1	1	LAJUNEN Samppa	FIN	123.8	1	0:00	16:40.1	16	16:40.1
2	2	ACKERMANN Ronny	GER	119.9	2	0:15	16:34.1	9	+9.0
3	11	GOTTWALD Felix	AUT	110.3	11	0:51	16:29.3	5	+40.2
4	3	TALLUS Jaakko	FIN	119.0	3	0:18	17:07.9	25	+45.8
5	12	LODWICK Todd	USA	109.0	12	0:56	16:36.1	11	+52.0
6	4	TAKAHASHI Daito	JPN	114.4	4	0:35	17:02.9	24	+57.8
7	17	MANNINEN Hannu	FIN	104.7	17	1:12	16:30.7	=7	+1:02.6
8	18	HARTMANN Andy	SUI	104.2	18	1:14	16:30.7	=7	+1:04.6
9	15	KIRCHEISEN Bjoern	GER	105.8	15	1:08	16:37.2	12	+1:05.1
10	20	ROUX Ludovic	FRA	103.5	20	1:16	16:29.7	6	+1:05.6
11	5	STECHEM Mario	AUT	113.5	5	0:39	17:10.5	28	+1:09.4
12	27	JEZERSEK Andrej	SLO	100.1	27	1:29	16:23.8	3	+1:12.7
13	28	ROTEVATN Sverre	NOR	100.0	28	1:29	16:25.4	4	+1:14.3
14	13	DEMONG Bill	USA	108.2	13	0:59	16:57.1	21	+1:16.0
15	21	CHURAVY Pavel	CZE	102.5	21	1:20	16:38.0	13	+1:17.9
16	6	BIELER Christoph	AUT	112.7	6	0:42	17:19.6	30	+1:21.5
17	25	KOBAYASHI Norihito	JPN	101.1	24	1:25	16:39.6	15	+1:24.5
18	32	BAL Nicolas	FRA	96.5	32	1:42	16:22.8	2	+1:24.7
19	22	GAISER Jens	GER	102.4	22	1:20	16:59.3	23	+1:39.2
20	29	HAMMER Kristian	NOR	98.3	29	1:36	16:45.0	18	+1:40.9
21	38	HURSCHLER Andreas	SUI	91.2	38	2:02	16:19.9	1	+1:41.8
22	14	MORI Satoshi	JPN	106.9	14	1:03	17:22.0	31	+1:44.9
23	23	KESKINARKAUS Mikko	FIN	101.7	23	1:23	17:08.4	26	+1:51.3
24	10	SMEJC Petr	CZE	110.4	10	0:50	17:41.9	34	+1:51.8
25	8	HOEHLIG Marcel	GER	111.6	8	0:46	17:46.2	37	+1:52.1
26	33	GRAVE Jan Rune	NOR	94.3	33	1:51	16:42.2	17	+1:53.1
27	35	BAUD Frederic	FRA	93.1	35	1:55	16:38.5	14	+1:53.4
28	9	GRUBER Michael	AUT	110.5	9	0:50	17:44.0	35	+1:53.9
29	19	HEER Ronny	SUI	103.9	19	1:15	17:19.0	29	+1:53.9
30	30	BRYNEMO Preben Fjaere	NOR	96.8	30	1:41	16:54.5	20	+1:55.4
31	16	HURSCHLER Seppi	SUI	105.8	15	1:08	17:28.0	32	+1:55.9
32	37	SPILLANE Johnny	USA	91.3	37	2:02	16:34.4	10	+1:56.3
33	34	OGIWARA Kenji	JPN	93.5	34	1:54	16:45.1	19	+1:59.0
34	24	ARNOULD Kevin	FRA	101.1	24	1:25	17:35.9	33	+2:20.8
35	26	KUCERA Milan	CZE	100.2	26	1:29	17:44.5	36	+2:33.4
36	39	DAYTON Matt	USA	87.1	39	2:18	16:57.9	22	+2:35.8
37	7	SALUMAE Jens	EST	111.8	7	0:45	18:44.2	39	+2:49.1
38	40	ZACHARENKO Sergei	BLR	86.6	40	2:20	17:09.5	27	+2:49.4
39	36	PSENKO Michal	SVK	92.4	36	1:58	18:09.3	38	+3:27.2
40	31	PIKKOR Tarnet	EST	96.7	31	1:42	18:56.1	40	+3:58.0





RESULTS / RÉSULTATS

SPRINT 7.5 km
SPRINT 7,5 km

SOLDIER HOLLOW FRI 22 FEB 2002 / VEN 22 FEV 2002 START TIME / DEBUT 11:00 END TIME / FINI A 11:20

Weather	Snow Condition	Temperatures [°C]		Participants/NOCs					
		Air	Snow	Entries	Ranked	DNS	DNF	DSQ	LAP
Partly Cloudy	Hard	-1.0	-9.0	40/13	40/13	0/0	0/0	0/0	0/0

Technical Delegate:  KUMPOST Roman (CZE)	Chief of Competition:  LAMB Joe (USA)
--	--

NOTE

The amount of time that a competitor must wait before starting is calculated by converting the number of points behind into time. Each point behind is equivalent to 3.75 seconds of wait time. 16 points behind means a competitor starts one minute later than the competitor in front of him

LEGEND / LEGENDE

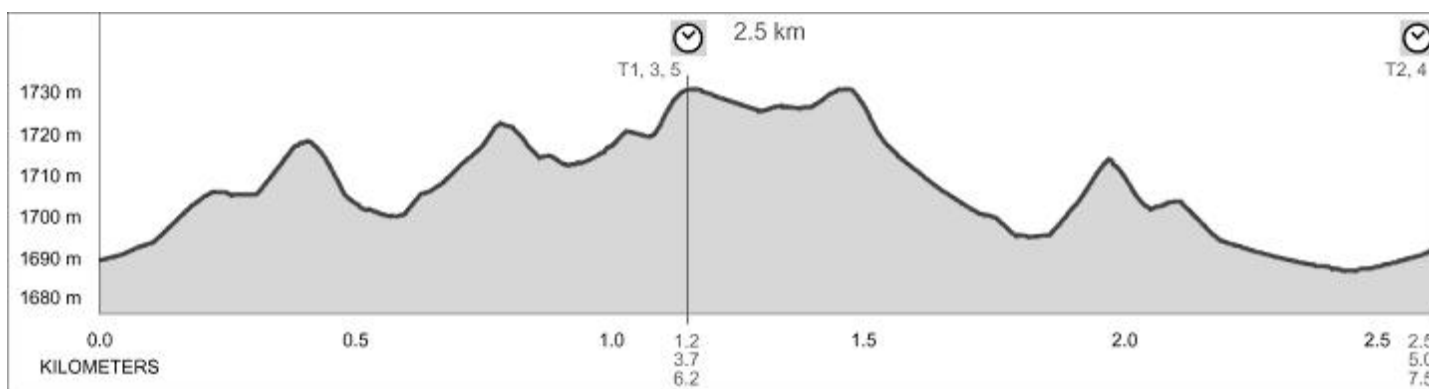
RK. Rank = Shared Rank **DNS** Did not start **DNF** Did not finish **DSQ** Disqualified
LAP Lapped



COMPETITION ANALYSIS / ANALYSE DE LA COMPÉTITION

SPRINT 7.5 km
SPRINT 7,5 km

SOLDIER HOLLOW FRI 22 FEB 2002 / VEN 22 FEV 2002 START TIME / DEBUT 11:00 END TIME / FINI A 11:20



Jury			Course Information		
Race Director	WEHLING Ulrich	FIS	Course Name:	Olympic 2.5 km	
Technical Delegate	KUMPOST Roman	CZE	Height Difference:	45 m	
Assistant Technical Delegate	BRUDER Joachim	GER	Maximum Climb:	22 m	
Chief of Competition	LAMB Joe	USA	Total Climb:	100 m	
Chief of Course	NELSON Jeff	USA	Length of Lap:	2 500 m	
			Number of Laps:	3	

Rank	Bib Name	NOC Code	Time Difference	Jump Points	Rk.	Time	Time Behind	Rk.
			1.2 km / 5.0 km	2.5 km / 6.2 km	3.7 km / 7.5 km			
			Time Time/Behind Rk.	Time Time/Behind Rk.	Time Time/Behind Rk.			
1	1 LAJUNEN Samppa	FIN	0:00	123.8	1	16:40.1	0.0	1
	Cumulative Time		3:01.7	0.0	1	5:29.9	0.0	1
	Section Time		3:01.7	+10.0	=12	2:28.2	+7.0	=31
	Cumulative Time		11:03.6	0.0	1	14:04.5	0.0	1
	Section Time		2:31.9	+7.5	=12	3:00.9	+8.6	3
2	2 ACKERMANN Ronny	GER	0:15	119.9	2	16:49.1	+9.0	2
	Cumulative Time		3:19.1	+17.4	2	5:47.2	+17.3	2
	Section Time		3:04.1	+12.4	18	2:28.1	+6.9	30
	Cumulative Time		11:20.5	+16.9	2	14:23.8	+19.3	2
	Section Time		2:28.7	+4.3	6	3:03.3	+11.0	4
3	11 GOTTWALD Felix	AUT	0:51	110.3	11	17:20.3	+40.2	3
	Cumulative Time		3:43.6	+41.9	4	6:08.5	+38.6	4
	Section Time		2:52.6	+0.9	2	2:24.9	+3.7	=14
	Cumulative Time		11:48.9	+45.3	3	14:41.2	+36.7	3
	Section Time		2:33.5	+9.1	=22	2:52.3	0.0	1
4	3 TALLUS Jaakko	FIN	0:18	119.0	3	17:25.9	+45.8	4
	Cumulative Time		3:28.0	+26.3	3	6:07.3	+37.4	3
	Section Time		3:10.0	+18.3	35	2:39.3	+18.1	40
	Cumulative Time		11:50.7	+47.1	6	14:59.9	+55.4	5
	Section Time		2:33.5	+9.1	=22	3:09.2	+16.9	14



COMPETITION ANALYSIS / ANALYSE DE LA COMPÉTITION

SPRINT 7.5 km
SPRINT 7,5 km

SOLDIER HOLLOW FRI 22 FEB 2002 / VEN 22 FEV 2002 START TIME / DEBUT 11:00 END TIME / FINI A 11:20

Rank	Bib	Name	NOC Code	Time Difference	Jump Points		Rk.	Time		Rk.	
					2.5 km / 6.2 km	Rk.		3.7 km / 7.5 km	Rk.		
		1.2 km / 5.0 km			2.5 km / 6.2 km			3.7 km / 7.5 km			
		Time	Time/Behind	Rk.	Time	Time/Behind	Rk.	Time	Time/Behind	Rk.	
5	12	LODWICK Todd	USA	0:56	109.0	12	17:32.1	+52.0	5		
		Cumulative Time	3:47.7	+46.0	6	6:08.9	+39.0	5	9:14.9	+43.2	3
		Section Time	2:51.7	0.0	1	2:21.2	0.0	1	3:06.0	+8.1	9
		Cumulative Time	11:49.8	+46.2	4	14:57.4	+52.9	4	17:32.1	+52.0	5
		Section Time	2:34.9	+10.5	29	3:07.6	+15.3	11	2:34.7	+17.1	31
6	4	TAKAHASHI Daito	JPN	0:35	114.4	4	17:37.9	+57.8	6		
		Cumulative Time	3:48.5	+46.8	7	6:12.9	+43.0	8	9:24.9	+53.2	7
		Section Time	3:13.5	+21.8	38	2:24.4	+3.2	13	3:12.0	+14.1	23
		Cumulative Time	11:57.3	+53.7	7	15:10.3	+1:05.8	6	17:37.9	+57.8	6
		Section Time	2:32.4	+8.0	17	3:13.0	+20.7	21	2:27.6	+10.0	19
7	17	MANNINEN Hannu	FIN	1:12	104.7	17	17:42.7	+1:02.6	7		
		Cumulative Time	4:11.4	+1:09.7	15	6:35.3	+1:05.4	15	9:48.9	+1:17.2	12
		Section Time	2:59.4	+7.7	=7	2:23.9	+2.7	11	3:13.6	+15.7	25
		Cumulative Time	12:14.0	+1:10.4	10	15:25.1	+1:20.6	9	17:42.7	+1:02.6	7
		Section Time	2:25.1	+0.7	4	3:11.1	+18.8	17	2:17.6	0.0	1
8	18	HARTMANN Andy	SUI	1:14	104.2	18	17:44.7	+1:04.6	8		
		Cumulative Time	4:11.8	+1:10.1	16	6:35.8	+1:05.9	16	9:50.2	+1:18.5	14
		Section Time	2:57.8	+6.1	5	2:24.0	+2.8	12	3:14.4	+16.5	27
		Cumulative Time	12:14.6	+1:11.0	12	15:26.2	+1:21.7	11	17:44.7	+1:04.6	8
		Section Time	2:24.4	0.0	=1	3:11.6	+19.3	20	2:18.5	+0.9	2
9	15	KIRCHEISEN Bjoern	GER	1:08	105.8	15	17:45.2	+1:05.1	9		
		Cumulative Time	4:03.8	+1:02.1	12	6:29.0	+59.1	10	9:36.6	+1:04.9	9
		Section Time	2:55.8	+4.1	4	2:25.2	+4.0	=19	3:07.6	+9.7	14
		Cumulative Time	12:10.8	+1:07.2	9	15:18.6	+1:14.1	8	17:45.2	+1:05.1	9
		Section Time	2:34.2	+9.8	28	3:07.8	+15.5	12	2:26.6	+9.0	18
10	20	ROUX Ludovic	FRA	1:16	103.5	20	17:45.7	+1:05.6	10		
		Cumulative Time	4:22.0	+1:20.3	19	6:45.7	+1:15.8	19	9:49.5	+1:17.8	13
		Section Time	3:06.0	+14.3	24	2:23.7	+2.5	10	3:03.8	+5.9	5
		Cumulative Time	12:14.4	+1:10.8	11	15:25.6	+1:21.1	10	17:45.7	+1:05.6	10
		Section Time	2:24.9	+0.5	3	3:11.2	+18.9	18	2:20.1	+2.5	3
11	5	STECHER Mario	AUT	0:39	113.5	5	17:49.5	+1:09.4	11		
		Cumulative Time	3:44.2	+42.5	5	6:09.3	+39.4	6	9:16.3	+44.6	5
		Section Time	3:05.2	+13.5	22	2:25.1	+3.9	18	3:07.0	+9.1	12
		Cumulative Time	11:50.4	+46.8	5	15:14.0	+1:09.5	7	17:49.5	+1:09.4	11
		Section Time	2:34.1	+9.7	=26	3:23.6	+31.3	30	2:35.5	+17.9	32
12	27	JEZERSEK Andrej	SLO	1:29	100.1	27	17:52.8	+1:12.7	12		
		Cumulative Time	4:28.4	+1:26.7	25	6:51.6	+1:21.7	25	9:52.2	+1:20.5	15
		Section Time	2:59.4	+7.7	=7	2:23.2	+2.0	9	3:00.6	+2.7	3
		Cumulative Time	12:16.6	+1:13.0	14	15:27.6	+1:23.1	13	17:52.8	+1:12.7	12
		Section Time	2:24.4	0.0	=1	3:11.0	+18.7	16	2:25.2	+7.6	=12



COMPETITION ANALYSIS / ANALYSE DE LA COMPÉTITION

SPRINT 7.5 km
SPRINT 7,5 km

SOLDIER HOLLOW FRI 22 FEB 2002 / VEN 22 FEV 2002 START TIME / DEBUT 11:00 END TIME / FINI A 11:20

Rank	Bib Name	NOC Code	Time Difference	Jump Points		Rk.	Time		Rk.
				1.2 km / 5.0 km	2.5 km / 6.2 km		3.7 km / 7.5 km		
				Time	Time/Behind	Rk.	Time	Time/Behind	Rk.
13	28 ROTEVATN Sverre	NOR		1:29	100.0	28	17:54.4	+1:14.3	13
Cumulative Time	4:29.2	+1:27.5	26	6:50.6	+1:20.7	23	9:56.2	+1:24.5	18
Section Time	3:00.2	+8.5	9	2:21.4	+0.2	2	3:05.6	+7.7	=7
Cumulative Time	12:28.8	+1:25.2	19	15:32.5	+1:28.0	14	17:54.4	+1:14.3	13
Section Time	2:32.6	+8.2	18	3:03.7	+11.4	5	2:21.9	+4.3	6
14	13 DEMONG Bill	USA		0:59	108.2	13	17:56.1	+1:16.0	14
Cumulative Time	4:03.9	+1:02.2	13	6:29.9	+1:00.0	11	9:40.4	+1:08.7	10
Section Time	3:04.9	+13.2	=19	2:26.0	+4.8	=23	3:10.5	+12.6	22
Cumulative Time	12:16.1	+1:12.5	13	15:27.0	+1:22.5	12	17:56.1	+1:16.0	14
Section Time	2:35.7	+11.3	31	3:10.9	+18.6	15	2:29.1	+11.5	23
15	21 CHURAVY Pavel	CZE		1:20	102.5	21	17:58.0	+1:17.9	15
Cumulative Time	4:25.5	+1:23.8	21	6:50.9	+1:21.0	24	9:56.5	+1:24.8	19
Section Time	3:05.5	+13.8	23	2:25.4	+4.2	21	3:05.6	+7.7	=7
Cumulative Time	12:29.2	+1:25.6	20	15:34.5	+1:30.0	16	17:58.0	+1:17.9	15
Section Time	2:32.7	+8.3	=19	3:05.3	+13.0	7	2:23.5	+5.9	8
16	6 BIELER Christoph	AUT		0:42	112.7	6	18:01.6	+1:21.5	16
Cumulative Time	3:49.0	+47.3	8	6:11.7	+41.8	7	9:28.0	+56.3	8
Section Time	3:07.0	+15.3	28	2:22.7	+1.5	8	3:16.3	+18.4	29
Cumulative Time	12:07.0	+1:03.4	8	15:33.1	+1:28.6	15	18:01.6	+1:21.5	16
Section Time	2:39.0	+14.6	36	3:26.1	+33.8	32	2:28.5	+10.9	22
17	25 KOBAYASHI Norihito	JPN		1:25	101.1	24	18:04.6	+1:24.5	17
Cumulative Time	4:27.8	+1:26.1	24	6:50.1	+1:20.2	22	9:57.2	+1:25.5	21
Section Time	3:02.8	+11.1	15	2:22.3	+1.1	5	3:07.1	+9.2	13
Cumulative Time	12:23.4	+1:19.8	16	15:36.7	+1:32.2	17	18:04.6	+1:24.5	17
Section Time	2:26.2	+1.8	5	3:13.3	+21.0	22	2:27.9	+10.3	=20
18	32 BAL Nicolas	FRA		1:42	96.5	32	18:04.8	+1:24.7	18
Cumulative Time	4:35.2	+1:33.5	30	6:57.0	+1:27.1	28	9:55.5	+1:23.8	17
Section Time	2:53.2	+1.5	3	2:21.8	+0.6	=3	2:58.5	+0.6	2
Cumulative Time	12:27.7	+1:24.1	17	15:39.2	+1:34.7	18	18:04.8	+1:24.7	18
Section Time	2:32.2	+7.8	=15	3:11.5	+19.2	19	2:25.6	+8.0	15
19	22 GAISER Jens	GER		1:20	102.4	22	18:19.3	+1:39.2	19
Cumulative Time	4:27.3	+1:25.6	23	6:49.8	+1:19.9	21	9:59.8	+1:28.1	23
Section Time	3:07.3	+15.6	=29	2:22.5	+1.3	6	3:10.0	+12.1	20
Cumulative Time	12:30.6	+1:27.0	22	15:48.7	+1:44.2	20	18:19.3	+1:39.2	19
Section Time	2:30.8	+6.4	9	3:18.1	+25.8	25	2:30.6	+13.0	25
20	29 HAMMER Kristian	NOR		1:36	98.3	29	18:21.0	+1:40.9	20
Cumulative Time	4:34.6	+1:32.9	29	6:56.4	+1:26.5	27	9:54.3	+1:22.6	16
Section Time	2:58.6	+6.9	6	2:21.8	+0.6	=3	2:57.9	0.0	1
Cumulative Time	12:28.3	+1:24.7	18	15:49.1	+1:44.6	21	18:21.0	+1:40.9	20
Section Time	2:34.0	+9.6	=24	3:20.8	+28.5	29	2:31.9	+14.3	28



COMPETITION ANALYSIS / ANALYSE DE LA COMPÉTITION

SPRINT 7.5 km
SPRINT 7,5 km

SOLDIER HOLLOW FRI 22 FEB 2002 / VEN 22 FEV 2002 START TIME / DEBUT 11:00 END TIME / FINI A 11:20

Rank	Bib Name	NOC Code	Time Difference	Jump Points		Rk.	Time		Rk.	
				2.5 km / 6.2 km	3.7 km / 7.5 km		Time	Time Behind		
		1.2 km / 5.0 km		2.5 km / 6.2 km		3.7 km / 7.5 km				
		Time	Time/Behind	Rk.	Time	Time/Behind	Rk.	Time	Time/Behind	Rk.
21	38 HURSCHLER Andreas	SUI	2:02	91.2	38	18:21.9	+1:41.8	21		
	Cumulative Time	5:02.9	+2:01.2	36	7:28.1	+1:58.2	36	10:36.0	+2:04.3	35
	Section Time	3:00.9	+9.2	11	2:25.2	+4.0	=19	3:07.9	+10.0	15
	Cumulative Time	13:06.4	+2:02.8	33	15:59.5	+1:55.0	23	18:21.9	+1:41.8	21
	Section Time	2:30.4	+6.0	7	2:53.1	+0.8	2	2:22.4	+4.8	7
22	14 MORI Satoshi	JPN	1:03	106.9	14	18:25.0	+1:44.9	22		
	Cumulative Time	4:13.2	+1:11.5	17	6:39.0	+1:09.1	17	9:58.8	+1:27.1	22
	Section Time	3:10.2	+18.5	36	2:25.8	+4.6	22	3:19.8	+21.9	33
	Cumulative Time	12:29.9	+1:26.3	21	15:48.1	+1:43.6	19	18:25.0	+1:44.9	22
	Section Time	2:31.1	+6.7	10	3:18.2	+25.9	26	2:36.9	+19.3	34
23	23 KESKINARKAUS Mikko	FIN	1:23	101.7	23	18:31.4	+1:51.3	23		
	Cumulative Time	4:26.4	+1:24.7	22	6:49.0	+1:19.1	20	10:07.7	+1:36.0	26
	Section Time	3:03.4	+11.7	16	2:22.6	+1.4	7	3:18.7	+20.8	30
	Cumulative Time	12:40.4	+1:36.8	24	16:07.4	+2:02.9	26	18:31.4	+1:51.3	23
	Section Time	2:32.7	+8.3	=19	3:27.0	+34.7	33	2:24.0	+6.4	9
24	10 SMEJC Petr	CZE	0:50	110.4	10	18:31.9	+1:51.8	24		
	Cumulative Time	4:04.6	+1:02.9	14	6:32.8	+1:02.9	13	9:57.1	+1:25.4	20
	Section Time	3:14.6	+22.9	39	2:28.2	+7.0	=31	3:24.3	+26.4	36
	Cumulative Time	12:31.1	+1:27.5	23	15:59.5	+1:55.0	23	18:31.9	+1:51.8	24
	Section Time	2:34.0	+9.6	=24	3:28.4	+36.1	35	2:32.4	+14.8	29
25	8 HOEHLIG Marcel	GER	0:46	111.6	8	18:32.2	+1:52.1	25		
	Cumulative Time	3:54.2	+52.5	9	6:22.2	+52.3	9	9:41.6	+1:09.9	11
	Section Time	3:08.2	+16.5	=32	2:28.0	+6.8	29	3:19.4	+21.5	32
	Cumulative Time	12:17.0	+1:13.4	15	15:59.1	+1:54.6	22	18:32.2	+1:52.1	25
	Section Time	2:35.4	+11.0	30	3:42.1	+49.8	38	2:33.1	+15.5	30
26	33 GRAVE Jan Rune	NOR	1:51	94.3	33	18:33.2	+1:53.1	26		
	Cumulative Time	5:00.7	+1:59.0	33	7:27.1	+1:57.2	34	10:35.3	+2:03.6	34
	Section Time	3:09.7	+18.0	34	2:26.4	+5.2	25	3:08.2	+10.3	18
	Cumulative Time	13:06.9	+2:03.3	34	16:12.7	+2:08.2	31	18:33.2	+1:53.1	26
	Section Time	2:31.6	+7.2	11	3:05.8	+13.5	8	2:20.5	+2.9	5
27	35 BAUD Frederic	FRA	1:55	93.1	35	18:33.5	+1:53.4	27		
	Cumulative Time	5:01.2	+1:59.5	34	7:26.1	+1:56.2	33	10:34.1	+2:02.4	32
	Section Time	3:06.2	+14.5	25	2:24.9	+3.7	=14	3:08.0	+10.1	=16
	Cumulative Time	13:06.0	+2:02.4	32	16:13.1	+2:08.6	32	18:33.5	+1:53.4	27
	Section Time	2:31.9	+7.5	=12	3:07.1	+14.8	10	2:20.4	+2.8	4
28	9 GRUBER Michael	AUT	0:50	110.5	9	18:34.0	+1:53.9	28		
	Cumulative Time	4:02.4	+1:00.7	10	6:30.3	+1:00.4	12	10:03.5	+1:31.8	24
	Section Time	3:12.4	+20.7	37	2:27.9	+6.7	28	3:33.2	+35.3	39
	Cumulative Time	12:42.1	+1:38.5	25	16:09.8	+2:05.3	28	18:34.0	+1:53.9	=28
	Section Time	2:38.6	+14.2	35	3:27.7	+35.4	34	2:24.2	+6.6	10



COMPETITION ANALYSIS / ANALYSE DE LA COMPÉTITION

SPRINT 7.5 km
SPRINT 7,5 km

SOLDIER HOLLOW FRI 22 FEB 2002 / VEN 22 FEV 2002 START TIME / DEBUT 11:00 END TIME / FINI A 11:20

Rank	Bib Name	NOC Code	Time Difference	Jump Points		Rk.	Time		Rk.
				1.2 km / 5.0 km	2.5 km / 6.2 km		3.7 km / 7.5 km		
				Time	Time/Behind	Rk.	Time	Time/Behind	Rk.
29	19 HEER Ronny	SUI		1:15	103.9	19	18:34.0	+1:53.9	29
Cumulative Time	4:23.2	+1:21.5	20	6:55.4	+1:25.5	26	10:09.1	+1:37.4	27
Section Time	3:08.2	+16.5	=32	2:32.2	+11.0	38	3:13.7	+15.8	26
Cumulative Time	12:44.9	+1:41.3	27	16:02.9	+1:58.4	25	18:34.0	+1:53.9	=28
Section Time	2:35.8	+11.4	32	3:18.0	+25.7	24	2:31.1	+13.5	26
30	30 BRYNEMO Preben Fjaere	NOR		1:41	96.8	30	18:35.5	+1:55.4	30
Cumulative Time	4:41.3	+1:39.6	31	7:08.6	+1:38.7	31	10:24.1	+1:52.4	31
Section Time	3:00.3	+8.6	10	2:27.3	+6.1	27	3:15.5	+17.6	28
Cumulative Time	12:56.1	+1:52.5	28	16:09.8	+2:05.3	28	18:35.5	+1:55.4	30
Section Time	2:32.0	+7.6	14	3:13.7	+21.4	23	2:25.7	+8.1	16
31	16 HURSCHLER Seppi	SUI		1:08	105.8	15	18:36.0	+1:55.9	31
Cumulative Time	4:14.5	+1:12.8	18	6:44.3	+1:14.4	18	10:05.3	+1:33.6	25
Section Time	3:06.5	+14.8	27	2:29.8	+8.6	=34	3:21.0	+23.1	34
Cumulative Time	12:42.6	+1:39.0	26	16:08.1	+2:03.6	27	18:36.0	+1:55.9	31
Section Time	2:37.3	+12.9	=33	3:25.5	+33.2	31	2:27.9	+10.3	=20
32	37 SPILLANE Johnny	USA		2:02	91.3	37	18:36.4	+1:56.3	32
Cumulative Time	5:03.7	+2:02.0	37	7:28.7	+1:58.8	37	10:36.7	+2:05.0	36
Section Time	3:01.7	+10.0	=12	2:25.0	+3.8	17	3:08.0	+10.1	=16
Cumulative Time	13:07.2	+2:03.6	35	16:12.0	+2:07.5	30	18:36.4	+1:56.3	32
Section Time	2:30.5	+6.1	8	3:04.8	+12.5	6	2:24.4	+6.8	11
33	34 OGIWARA Kenji	JPN		1:54	93.5	34	18:39.1	+1:59.0	33
Cumulative Time	5:01.7	+2:00.0	35	7:27.7	+1:57.8	35	10:34.6	+2:02.9	33
Section Time	3:07.7	+16.0	31	2:26.0	+4.8	=23	3:06.9	+9.0	=10
Cumulative Time	13:07.4	+2:03.8	36	16:13.9	+2:09.4	33	18:39.1	+1:59.0	33
Section Time	2:32.8	+8.4	21	3:06.5	+14.2	9	2:25.2	+7.6	=12
34	24 ARNOULD Kevin	FRA		1:25	101.1	24	19:00.9	+2:20.8	34
Cumulative Time	4:32.3	+1:30.6	28	7:02.1	+1:32.2	30	10:23.5	+1:51.8	30
Section Time	3:07.3	+15.6	=29	2:29.8	+8.6	=34	3:21.4	+23.5	35
Cumulative Time	13:00.8	+1:57.2	31	16:19.2	+2:14.7	34	19:00.9	+2:20.8	34
Section Time	2:37.3	+12.9	=33	3:18.4	+26.1	27	2:41.7	+24.1	37
35	26 KUCERA Milan	CZE		1:29	100.2	26	19:13.5	+2:33.4	35
Cumulative Time	4:30.8	+1:29.1	27	6:57.5	+1:27.6	29	10:16.6	+1:44.9	29
Section Time	3:01.8	+10.1	14	2:26.7	+5.5	26	3:19.1	+21.2	31
Cumulative Time	12:56.5	+1:52.9	29	16:27.6	+2:23.1	35	19:13.5	+2:33.4	35
Section Time	2:39.9	+15.5	37	3:31.1	+38.8	36	2:45.9	+28.3	39
36	39 DAYTON Matt	USA		2:18	87.1	39	19:15.9	+2:35.8	36
Cumulative Time	5:22.9	+2:21.2	39	7:53.5	+2:23.6	40	11:03.6	+2:31.9	39
Section Time	3:04.9	+13.2	=19	2:30.6	+9.4	37	3:10.1	+12.2	21
Cumulative Time	13:37.7	+2:34.1	37	16:45.5	+2:41.0	36	19:15.9	+2:35.8	36
Section Time	2:34.1	+9.7	=26	3:07.8	+15.5	12	2:30.4	+12.8	24



COMPETITION ANALYSIS / ANALYSE DE LA COMPÉTITION

SPRINT 7.5 km
SPRINT 7,5 km

SOLDIER HOLLOW FRI 22 FEB 2002 / VEN 22 FEV 2002 START TIME / DEBUT 11:00 END TIME / FINI A 11:20

Rank	Bib Name	NOC Code	Time Difference	Jump Points	Rk.	Time		Rk.		
						Time	Time Behind			
		1.2 km / 5.0 km			2.5 km / 6.2 km			3.7 km / 7.5 km		
		Time	Time/Behind	Rk.	Time	Time/Behind	Rk.	Time	Time/Behind	Rk.
37	7 SALUMAE Jens	EST	0:45	111.8	7	19:29.2	+2:49.1	37		
Cumulative Time	4:03.0	+1:01.3	11	6:33.3	+1:03.4	14	10:12.2	+1:40.5	28	
Section Time	3:18.0	+26.3	40	2:30.3	+9.1	36	3:38.9	+41.0	40	
Cumulative Time	12:57.9	+1:54.3	30	16:48.6	+2:44.1	37	19:29.2	+2:49.1	37	
Section Time	2:45.7	+21.3	38	3:50.7	+58.4	39	2:40.6	+23.0	36	
38	40 ZACHARENKO Sergei	BLR	2:20	86.6	40	19:29.5	+2:49.4	38		
Cumulative Time	5:23.7	+2:22.0	40	7:53.1	+2:23.2	39	11:06.0	+2:34.3	40	
Section Time	3:03.7	+12.0	17	2:29.4	+8.2	33	3:12.9	+15.0	24	
Cumulative Time	13:38.2	+2:34.6	38	16:58.2	+2:53.7	38	19:29.5	+2:49.4	38	
Section Time	2:32.2	+7.8	=15	3:20.0	+27.7	28	2:31.3	+13.7	27	
39	36 PSENKO Michal	SVK	1:58	92.4	36	20:07.3	+3:27.2	39		
Cumulative Time	5:04.4	+2:02.7	38	7:29.3	+1:59.4	38	10:57.0	+2:25.3	38	
Section Time	3:06.4	+14.7	26	2:24.9	+3.7	=14	3:27.7	+29.8	38	
Cumulative Time	13:48.4	+2:44.8	40	17:21.9	+3:17.4	39	20:07.3	+3:27.2	39	
Section Time	2:51.4	+27.0	40	3:33.5	+41.2	37	2:45.4	+27.8	38	
40	31 PIKKOR Tabet	EST	1:42	96.7	31	20:38.1	+3:58.0	40		
Cumulative Time	4:47.0	+1:45.3	32	7:24.6	+1:54.7	32	10:51.5	+2:19.8	37	
Section Time	3:05.0	+13.3	21	2:37.6	+16.4	39	3:26.9	+29.0	37	
Cumulative Time	13:40.3	+2:36.7	39	17:46.0	+3:41.5	40	20:38.1	+3:58.0	40	
Section Time	2:48.8	+24.4	39	4:05.7	+1:13.4	40	2:52.1	+34.5	40	

Weather	Snow Condition	Temperatures [°C]		Participants/NOCs					
		Air	Snow	Entries	Ranked	DNS	DNF	DSQ	LAP
Partly Cloudy	Hard	-1.0	-9.0	40/13	40/13	0/0	0/0	0/0	0/0

LEGEND / LEGENDE		DNS	DNF	DSQ	LAP
Rk.	Rank	Did not start	Did not finish	Disqualified	Lapped



NORDIC EVENTS MEDALISTS BY EVENT MÉDAILLÉS PAR ÉPREUVE DES ÉPREUVES NORDIQUES

FRI 22 FEB 2002 / VEN 22 FEV 2002 11:36

Date	Event	Medal	Name	NOC
09 FEB 2002	CC-Men's 30 km Free Mass Start	Gold	MUEHLEGG Johann	Spain
		Silver	HOFFMANN Christian	Austria
		Bronze	BOTVINOV Mikhail	Austria
	CC-Women's 15 km Free Mass Start	Gold	BELMONDO Stefania	Italy
		Silver	LAZUTINA Larissa	Russian Federation
		Bronze	NEUMANNOVA Katerina	Czech Republic
10 FEB 2002	NC-Individual	Gold	LAJUNEN Samppa	Finland
		Silver	TALLUSJaakko	Finland
		Bronze	GOTTWALD Felix	Austria
	SJ-Individual K90	Gold	AMMANN Simon	Switzerland
		Silver	HANNAWALD Sven	Germany
		Bronze	MALYSZ Adam	Poland
12 FEB 2002	CC-Men's 15 km Classical	Gold	VEERPALU Andrus	Estonia
		Silver	ESTIL Frode	Norway
		Bronze	MAE Jaak	Estonia
	CC-Women's 10 km Classical	Gold	SKARI Bente	Norway
		Silver	DANILOVA Olga	Russian Federation
		Bronze	TCHEPALOVA Julija	Russian Federation
13 FEB 2002	SJ-Individual K120	Gold	AMMANN Simon	Switzerland
		Silver	MALYSZ Adam	Poland
		Bronze	HAUTAMAEKI Matti	Finland
14 FEB 2002	CC-Men's 10 km Free Pursuit	Gold	MUEHLEGG Johann	Spain
		Silver	ALSGAARD Thomas	Norway
			ESTIL Frode	Norway
15 FEB 2002	CC-Women's 5 km Free Pursuit	Gold	DANILOVA Olga	Russian Federation
		Silver	LAZUTINA Larissa	Russian Federation
		Bronze	SCOTT Beckie	Canada
17 FEB 2002	CC-Men's 4x10 km Relay	Gold	ALSGAARD Thomas	Norway
			AUKLAND Anders	
			ESTIL Frode	
		Silver	SKJELDAL Kristen	Italy
			MAJ Fabio	
			PILLER COTTRER Pietro	
		Bronze	ZORZI Cristian	Germany
			di CENTA Giorgio	
			ANGERER Tobias	
	NC-Team	Gold	FILBRICH Jens	Finland
			SCHLUETTER Andreas	
			SOMMERFELDT Rene	
	LAJUNEN Samppa			
	MANNINEN Hannu			



NORDIC EVENTS MEDALISTS BY EVENT
MÉDAILLÉS PAR ÉPREUVE DES ÉPREUVES NORDIQUES

FRI 22 FEB 2002 / VEN 22 FEV 2002 11:36

Date	Event	Medal	Name	NOC	
17 FEB 2002	NC-Team		MANTILA Jari		
			TALLUSJaakko		
		Silver	ACKERMANN Ronny	Germany	
			HETTICH Georg		
			HOEHLIG Marcel		
			KIRCHEISEN Bjoern		
		Bronze	BIELER Christoph	Austria	
			GOTTWALD Felix		
			GRUBER Michael		
			STECHER Mario		
18 FEB 2002	SJ-Team K120	Gold	HANNAWALD Sven	Germany	
			HOCKE Stephan		
			SCHMITT Martin		
			UHRMANN Michael		
		Silver	AHONEN Janne	Finland	
			HAUTAMAEKI Matti		
			JUSSILAINEN Risto		
			LINDSTROEM Veli-Matti		
		Bronze	FRAS Damjan	Slovenia	
			KRANJEC Robert		
19 FEB 2002	CC-Men's Sprint	Gold	HETLAND Tor Arne	Norway	
		Silver	SCHLICKENRIEDER Peter	Germany	
		Bronze	ZORZI Cristian	Italy	
	CC-Women's Sprint	Gold	TCHEPALOVA Julija	Russian Federation	
		Silver	SACHENBACHER Evi	Germany	
		Bronze	MOEN Anita	Norway	
		21 FEB 2002	CC-Women's 4x5 km Relay	Gold	BAUER Viola
				HENKEL Manuela	
				KUENZEL Claudia	
		SACHENBACHER Evi			
Silver	BJOERGEN Marit	Norway			
	MOEN Anita				
	PEDERSEN Hilde G				
	SKARI Bente				
Bronze	ALBRECHT LORETAN Brigitte	Switzerland			
	HUBER Andrea				
	LEONARDI CORTESI Natascia				
	ROCHAT Laurence				
22 FEB 2002	NC-SPRINT	Gold	LAJUNEN Samppe	Finland	



NORDIC EVENTS MEDALISTS BY EVENT
MÉDAILLÉS PAR ÉPREUVE DES ÉPREUVES NORDIQUES

FRI 22 FEB 2002 / VEN 22 FEV 2002 11:36

Date	Event	Medal	Name	NOC
22 FEB 2002	NC-SPRINT	Silver	ACKERMANN Ronny	Germany
		Bronze	GOTTWALD Felix	Austria



NORDIC EVENTS MEDAL STANDINGS CLASSEMENT PAR MÉDAILLES DES ÉPREUVES NORDIQUES

FRI 22 FEB 2002 / VEN 22 FEV 2002 11:38

Rank	NOC	Cross-Country Skiing				Ski Jumping				Nordic Combined				Total				Rank by Total	
		G	S	B	Total	G	S	B	Total	G	S	B	Total	G	S	B	Total		
1	Norway	NOR	3	4	1	8									3	4	1	8	=1
2	Finland	FIN					1	1	2	3	1		4	3	2	1	6	=3	
3	Germany	GER	1	2	1	4	1	1	2		2		2	2	5	1	8	=1	
4	Russian Federation	RUS	2	3	1	6								2	3	1	6	=3	
5	Switzerland	SUI			1	1	2		2					2		1	3	=6	
6	Spain	ESP	2			2								2			2	=8	
7	Italy	ITA	1	1	1	3								1	1	1	3	=6	
8	Estonia	EST	1		1	2								1		1	2	=8	
9	Austria	AUT		1	1	2						3	3		1	4	5	5	
10	Poland	POL					1	1	2						1	1	2	=8	
=11	Canada	CAN			1	1										1	1	=11	
=11	Czech Republic	CZE			1	1										1	1	=11	
=11	Slovenia	SLO						1	1							1	1	=11	
Total			10	11	9	30	3	3	3	9	3	3	3	9	16	17	15	48	

NOTES:

NOCs are ranked by the number of medals won first, then by silver medals won and finally bronze medals won. A ranking by total medals won is shown in the far



Yang Yang (A) and Yang Yang (S), CHN, Ladies 1000 m

I A N L O G A N



Short Track Speed Skating Contents

General

- Competition Schedule
- Competition Officials
- Medalists by Event
- Medal Standings

Ladies

- Entry List by NOC

500 m

- Results - Heats
- Results - Quarterfinals
- Results - Semifinals
- Results - Finals
- Final Classification Analysis
- Time Analysis

1000 m

- Results - Heats
- Results - Quarterfinals
- Results - Semifinals
- Results - Finals
- Final Classification Analysis
- Time Analysis

1500 m

- Results - Heats
- Results - Semifinals
- Results - Finals
- Final Classification Analysis
- Time Analysis

3000 m Relay

- Results - Semifinals
- Results - Finals
- Final Classification Analysis
- Time Analysis

Men

- Entry List by NOC

500 m

- Results - Heats
- Results - Quarterfinals
- Results - Semifinals
- Results - Finals
- Final Classification Analysis
- Time Analysis



Short Track Speed Skating Contents (continued)

1000 m

- Results - Heats
- Results - Quarterfinals
- Results - Semifinals
- Results - Finals
- Final Classification Analysis
- Time Analysis

1500 m

- Results - Heats
- Results - Semifinals
- Results - Finals
- Final Classification Analysis
- Time Analysis

5000 m Relay

- Results - Semifinals
- Results - Finals
- Final Classification Analysis
- Time Analysis



COMPETITION SCHEDULE / CALENDRIER DES ÉPREUVES

SALT LAKE ICE CENTER

DATE	TIME	EVENT	ROUND
13 February	18:00	Ladies 1500 m	Heats (5 races)
		Ice Resurfacing	
		Men 1000 m	Heats (8 races)
		Ice Resurfacing	
		Ladies 1500 m	Semifinals (3 races)
		Men 5000 m Relay	Semifinals (2 races)
		Ice Resurfacing	
16 February	18:00	Ladies 1500 m	Finals (2 races)
		Ice Resurfacing	
		Ladies 3000 m Relay	Semifinals (2 races)
		Ice Resurfacing	
		Ladies 500 m	Heats (8 races)
		Ice Resurfacing	
		Men 1000 m	Quarterfinals (4 races)
		Ladies 500 m	Quarterfinals (4 races)
		Ice Resurfacing	
		Men 1000 m	Semifinals (2 races)
20 February	18:00	Ladies 500 m	Semifinals (2 races)
		Ice Resurfacing	
		Men 1000 m	Finals (2 races)
		Ladies 500 m	Finals (2 races)
		Ice Resurfacing	
		Men 1500 m	Heats (6 races)
		Ice Resurfacing	
23 February	18:00	Ladies 1000 m	Heats (8 races)
		Ice Resurfacing	
		Men 1500 m	Semifinals (3 races)
		Ladies 3000 m Relay	Finals (2 races)
		Ice Resurfacing	
		Men 1500 m	Finals (2 races)
		Ice Resurfacing	
23 February	18:00	Men 500 m	Heats (8 races)
		Ice Resurfacing	
		Men 500 m	Quarterfinals (4 races)
		Ladies 1000 m	Quarterfinals (4 races)
		Ice Resurfacing	
		Men 500 m	Semifinals (2 races)
		Ladies 1000 m	Semifinals (2 races)
		Ice Resurfacing	
		Men 500 m	Finals (2 races)
		Ladies 1000 m	Finals (2 races)
Ice Resurfacing			
Men 5000 m Relay	Finals (2 races)		



COMPETITION OFFICIALS / OFFICIELS DE LA COMPÉTITION

SALT LAKE ICE CENTER

As of 10 Feb 2002 / En date du 10 FEV 2002

ISU Technical Delegate	CHANG Myong-Hi HALL John	Korea (KOR) Great Britain (GBR)
Referee - Ladies Assistant Referee	MATUSALEM Gerard VERRAULT Michel HERNADI Janos PYUN Hae-Gang PERSSON Per	France (FRA) Canada (CAN) Hungary (HUN) Korea (KOR) Sweden (SWE)
Referee - Men Assistant Referee	HEWISH James ANDERSEN Stein BIAN Weihua NEW Joseph CHAPIN James	Australia (AUS) Norway (NOR) People's Republic of China (CHN) Great Britain (GBR) United States of America (USA)
Starter - Ladies Starter - Men Competitors Steward	BENJAMIN Fred BERGMANS Jan LAUSEN Odd RILEY Elayne	United States of America (USA) Netherlands (NED) Denmark (DEN) United States of America (USA)



MEDALISTS BY EVENT / MÉDAILLÉS PAR ÉPREUVE

AFTER 8 OF 8 EVENTS / APRÈS 8 ÉPREUVES SUR 8

As of SAT 23 FEB 2002 / En date un SAM 23 FEV 2002

SALT LAKE ICE CENTER

Event	Date	Medal	Name	NOC
Ladies 500m	16 FEB 2002	Gold	YANG (A) Yang	CHN
		Silver	RADANOVA Evgenia	BUL
		Bronze	WANG Chunlu	CHN
Ladies 1000m	23 FEB 2002	Gold	YANG (A) Yang	CHN
		Silver	KO Gi-Hyun	KOR
		Bronze	YANG (S) Yang	CHN
Ladies 1500m	13 FEB 2002	Gold	KO Gi-Hyun	KOR
		Silver	CHOI Eun-Kyung	KOR
		Bronze	RADANOVA Evgenia	BUL
Ladies 3000m Relay	20 FEB 2002	Gold	CHOI Eun-Kyung CHOI Min-Kyung JOO Min-Jin PARK Hye-Won	KOR
		Silver	SUN Dandan WANG Chunlu YANG (A) Yang YANG (S) Yang	CHN
		Bronze	CHAREST Isabelle DROLET Marie-Eve GOULET-NADON Amelie KRAUS Alanna VICENT Tania	CAN
Men 500m	23 FEB 2002	Gold	GAGNON Marc	CAN
		Silver	GUILMETTE Jonathan	CAN
		Bronze	SMITH Rusty	USA
Men 1000m	16 FEB 2002	Gold	BRADBURY Steven	AUS
		Silver	OHNO Apolo Anton	USA
		Bronze	TURCOTTE Mathieu	CAN
Men 1500m	20 FEB 2002	Gold	OHNO Apolo Anton	USA
		Silver	LI Jiajun	CHN
		Bronze	GAGNON Marc	CAN



MEDALISTS BY EVENT / MÉDAILLÉS PAR ÉPREUVE

AFTER 8 OF 8 EVENTS / APRÈS 8 ÉPREUVES SUR 8

As of SAT 23 FEB 2002 / En date un SAM 23 FEV 2002

SALT LAKE ICE CENTER

Event	Date	Medal	Name	NOC
Men 5000m Relay	23 FEB 2002	Gold	BEDARD Eric GAGNON Marc GUILMETTE Jonathan TREMBLAY Francois-Louis TURCOTTE Mathieu	CAN
		Silver	ANTONIOLI Michele CARNINO Maurizio CARTA Fabio FRANCESCHINA Nicola RODIGARI Nicola	ITA
		Bronze	AN Yulong FENG Kai GUO Wei LI Jiajun LI Ye	CHN

Completed events	Events still to be held
Ladies 500m Ladies 1000m Ladies 1500m Ladies 3000m Relay Men 500m Men 1000m Men 1500m Men 5000m Relay	



MEDAL STANDINGS / CLASSEMENT PAR MÉDAILLES

As of SAT 23 FEB 2002 / En date un SAM 23 FEV 2002

Rank	NOC		Men				Women				Total				Rank by Total
			Gold	Silver	Bronze	Total	Gold	Silver	Bronze	Total	Gold	Silver	Bronze	Total	
1	China	CHN	0	1	1	2	2	1	2	5	2	2	3	7	1
2	Korea	KOR	0	0	0	0	2	2	0	4	2	2	0	4	3
3	Canada	CAN	2	1	2	5	0	0	1	1	2	1	3	6	2
4	USA	USA	1	1	1	3	0	0	0	0	1	1	1	3	4
5	Australia	AUS	1	0	0	1	0	0	0	0	1	0	0	1	6
6	Bulgaria	BUL	0	0	0	0	0	1	1	2	0	1	1	2	5
7	Italy	ITA	0	1	0	1	0	0	0	0	0	1	0	1	6
	Total		4	4	4	12	4	4	4	12	8	8	8	24	

Completed events	Events still to be held
Ladies 500m Ladies 1000m Ladies 1500m Ladies 3000m Relay Men 500m Men 1000m Men 1500m Men 5000m Relay	



RECORDS BROKEN/EQUALLED / RECORDS BATTUS/ÉGALÉS

As of SAT 23 FEB 2002 / En date un SAM 23 FEV 2002

WORLD RECORDS

LADIES

Event	Type	Name	NOC	Record	Place	Date
1500m	New	CHOI Eun-Kyung	KOR	2:21.069	Salt Lake City, USA	13 FEB 2002
	Previous	KIM Moon-Yung	KOR	2:21.844	Montreal, CAN	17 JAN 1999
3000m Relay	New	Korea	KOR	4:12.793	Salt Lake City, USA	20 FEB 2002
	Previous	China	CHN	4:13.541	Calgary, CAN	19 OCT 2001

OLYMPIC RECORDS

MEN

Event	Type	Name	NOC	Record	Place	Date
1500m	New	KIM Dong-Sung	KOR	2:15.942	Salt Lake City, USA	20 FEB 2002
	New	GUO Wei	CHN	2:18.846	Salt Lake City, USA	20 FEB 2002
500m	New	GAGNON Marc	CAN	41.802	Salt Lake City, USA	23 FEB 2002
	New	KIM Dong-Sung	KOR	41.806	Salt Lake City, USA	23 FEB 2002
	New	GUILMETTE Jonathan	CAN	42.326	Salt Lake City, USA	23 FEB 2002
	Previous	NISHITANI Takafumi	JPN	42.756	Nagano, JPN	21 FEB 1998
1000m	New	TURCOTTE Mathieu	CAN	1:27.185	Salt Lake City, USA	16 FEB 2002
	New	SMITH Rusty	USA	1:28.183	Salt Lake City, USA	13 FEB 2002
	Previous	TERAO Satoru	JPN	1:29.398	Nagano, JPN	17 FEB 1998
5000m Relay	New	Canada	CAN	6:45.455	Salt Lake City, USA	13 FEB 2002
	Previous	Japan	JPN	7:01.660	Nagano, JPN	21 FEB 1998

LADIES

Event	Type	Name	NOC	Record	Place	Date
1500m	New	CHOI Eun-Kyung	KOR	2:21.069	Salt Lake City, USA	13 FEB 2002
	New	YANG (S) Yang	CHN	2:26.943	Salt Lake City, USA	13 FEB 2002
500m	New	YANG (A) Yang	CHN	44.118	Salt Lake City, USA	16 FEB 2002
	New	WANG Chunlu	CHN	44.723	Salt Lake City, USA	16 FEB 2002
	Previous	CHAREST Isabelle	CAN	44.991	Nagano, JPN	19 FEB 1998
1000m	New	YANG (A) Yang	CHN	1:31.235	Salt Lake City, USA	23 FEB 2002
	Previous	YANG (A) Yang	CHN	1:31.991	Nagano, JPN	21 FEB 1998
3000m Relay	New	Korea	KOR	4:12.793	Salt Lake City, USA	20 FEB 2002
	New	Korea	KOR	4:14.977	Salt Lake City, USA	16 FEB 2002
	Previous	Korea	KOR	4:16.260	Nagano, JPN	17 FEB 1998



ENTRY LIST BY NOC / LISTE DES PARTICIPANT(E)S PAR CNO

SALT LAKE ICE CENTER

LADIES

NOC	Helmet Number	Name	ISU ID
BELARUS (BLR)	101	PAVLOVICH, Yulia	STBLR21312197801
BULGARIA (BUL)	103	GEORGIEVA, Marina	STBUL21006198001
	104	KRASTEVA, Anna	STBUL21705197701
	105	RADANOVA, Evgenia	STBUL20411197701
	107	VLAEVA, Daniela	STBUL20703197601
	108	VUTEVA, Kristina	STBUL21805198101
CANADA (CAN)	109	CHAREST, Isabelle	STCAN20301197101
	110	DROLET, Marie-Eve	STCAN20302198201
	111	GOULET-NADON, Amelie	STCAN22401198301
	112	KRAUS, Alanna	STCAN23006197701
	114	VICENT, Tania	STCAN21301197601
CHINA (CHN)	115	FU, Tianyu	STCHN21607197801
	116	LIU, Xiaoying	STCHN20902197901
	117	SUN, Dandan	STCHN20307197801
	118	WANG, Chunlu	STCHN22709197801
	122	YANG (A), Yang	STCHN22408197601
	123	YANG (S), Yang	STCHN21409197701
CZECH REPUBLIC (CZE)	124	NOVOTNA, Katerina	STCZE21208198401
FRANCE (FRA)	125	BOUVIER, Stephanie	STFRA21511198101
GREAT BRITAIN (GBR)	126	LINDSAY, Sarah	STGBR20806198001
	128	WILLIAMS, Joanna	STGBR20112198101
GERMANY (GER)	129	KLEIN, Aika	STGER22611198201
	131	KUNZE, Yvonne	STGER20501197801
	133	LEHMANN, Ulrike	STGER21106198201
	134	PRIEBST, Christin	STGER21809198301
	138	RUDOLPH, Susanne	STGER21002198101
HONG KONG-CHINA (HKG)	140	REN, Christy	STHKG20508198301
	141	TSOI, Cordia Po Yee	STHKG20910198401
HUNGARY (HUN)	145	FARKAS, Eva	STHUN21806198601
	146	LAJTOS, Szandra	STHUN12207198601
	149	NAGY, Mariann	STHUN22107198401
ISRAEL (ISR)	157	DANILOV, Olga	STISR22711197301
ITALY (ITA)	158	CANCLINI, Marinella	STITA22402197401
	159	CAPURSO, Marta	STITA21808198002
	160	RODIGARI, Evelina	STITA21409197801
	162	ZINI, Katia	STITA22306198101
	163	ZINI, Mara	STITA22610197901
JAPAN (JPN)	164	KAMINO, Yuka	STJPN20812198001
	166	TAKATA, Atsuko	STJPN21804197701
	167	TANAKA, Chikage	STJPN22306197301
	168	TESHIGAWARA, Ikue	STJPN22710197801
	169	YAMADA, Nobuko	STJPN20408197101



ENTRY LIST BY NOC / LISTE DES PARTICIPANT(E)S PAR CNO

SALT LAKE ICE CENTER

LADIES

NOC	Helmet Number	Name	ISU ID
KOREA (KOR)	170	CHOI, Eun-Kyung	STKOR22612198401
	171	CHOI, Min-Kyung	STKOR22508198201
	172	JOO, Min-Jin	STKOR20108198301
	174	KO, Gi-Hyun	STKOR21105198601
	175	PARK, Hye-Won	STKOR21508198301
ROMANIA (ROM)	176	KRISTO, Katalin	STROM20112198301
RUSSIA (RUS)	177	DMITRIEVA, Natalia	STRUS22311197701
	178	EVTEEVA, Nina	STRUS22411198201
USA (USA)	179	BAVER, Allison	STUSA20811198001
	180	GOSKOWICZ, Julie	STUSA20203198001
	182	HALLISEY, Caroline	STUSA22409198001
	183	PETERSON, Amy	STUSA22911197101
	184	PORTER, Erin	STUSA21212197801



RESULTS-INDIVIDUAL / RÉSULTATS-INDIVIDUEL

LADIES 500m HEATS
500 m DAMES, SÉRIES

SALT LAKE ICE CENTER SAT 16 FEB 2002 / SAM 16 FEV 2002 START TIME / DEBUT 18:36

World Record: 43.671	RADANOVA Evgenia (BUL)	19 OCT 2001	Calgary (CAN)
Olympic Record: 44.991	CHAREST Isabelle (CAN)	19 FEB 1998	Nagano (JPN)

Race Number	Race Order	Rank	Helmet Number	Name	NOC	Result	Qual.	Record
21	1	1	122	YANG (A) Yang	CHN	45.042	Q	
		2	103	GEORGIEVA Marina	BUL	45.916	Q	
		3	176	KRISTO Katalin	ROM	46.956		
22	2	1	172	JOO Min-Jin	KOR	45.547	Q	
		2	131	KUNZE Yvonne	GER	45.717	Q	
		3	141	TSOI Cordia Po Yee	HKG	52.496		
23	3	1	118	WANG Chunlu	CHN	44.723	Q	OR
		2	109	CHAREST Isabelle	CAN	44.964	Q	
		3	177	DMITRIEVA Natalia	RUS	46.574		
		4	124	NOVOTNA Katerina	CZE	47.122		
24	4	1	159	CAPURSO Marta	ITA	46.313	Q	
		2	157	DANILOV Olga	ISR	46.422	Q	
		3	128	WILLIAMS Joanna	GBR	46.631		
		4	149	NAGY Mariann	HUN	46.980		
25	5	1	112	KRAUS Alanna	CAN	45.101	Q	
		2	105	RADANOVA Evgenia	BUL	45.195	Q	
		3	138	RUDOLPH Susanne	GER	45.288		
26	6	1	167	TANAKA Chikage	JPN	45.193	Q	
		2	183	PETERSON Amy	USA	45.448	Q	
		3	178	EVTEEVA Nina	RUS	46.180		
		4	146	LAJTOS Szandra	HUN	48.488		
27	7	1	126	LINDSAY Sarah	GBR	45.461	Q	
		2	163	ZINI Mara	ITA	45.556	Q	
		3	101	PAVLOVICH Yulia	BLR	47.273		
		4	140	REN Christy	HKG	55.423		
28	8	1	170	CHOI Eun-Kyung	KOR	45.395	Q	
		2	182	HALLISEY Caroline	USA	45.535	Q	
		3	125	BOUVIER Stephanie	FRA	45.723		
		4	164	KAMINO Yuka	JPN	45.933		

NOTE

First two (2) skaters from each heat qualify for Quarterfinals.

LEGEND

Qual. Identification of Qualification

OR Olympic record

Q Qualified



RESULTS-INDIVIDUAL / RÉSULTATS-INDIVIDUEL

LADIES 500m QUARTERFINALS 500 m DAMES, QUARTS DE FINALE

SALT LAKE ICE CENTER SAT 16 FEB 2002 / SAM 16 FEV 2002 START TIME / DEBUT 19:36

World Record: 43.671	RADANOVA Evgenia (BUL)	19 OCT 2001	Calgary (CAN)
Olympic Record: 44.723	WANG Chunlu (CHN)	16 FEB 2002	Salt Lake City (USA)

Race Number	Race Order	Rank	Helmet Number	Name	NOC	Result	Qual.	Record
33	1	1	118	WANG Chunlu	CHN	44.739	Q	
		2	182	HALLISEY Caroline	USA	44.826	Q	
		3	159	CAPURSO Marta	ITA	45.137		
		4	157	DANILOV Olga	ISR	46.695		
34	2	1	122	YANG (A) Yang	CHN	44.810	Q	
		2	172	JOO Min-Jin	KOR	44.992	Q	
		3	183	PETERSON Amy	USA	46.120		
		4	103	GEORGIEVA Marina	BUL	46.422		
35	3	1	105	RADANOVA Evgenia	BUL	44.780	Q	
		2	112	KRAUS Alanna	CAN	44.863	Q	
		3	126	LINDSAY Sarah	GBR	44.912		
		4	131	KUNZE Yvonne	GER	46.465		
36	4	1	170	CHOI Eun-Kyung	KOR	44.846	Q	
		2	163	ZINI Mara	ITA	44.876	Q	
		3	109	CHAREST Isabelle	CAN	45.011	QA	
			167	TANAKA Chikage	JPN		DQ	

Elyse N Riley

NOTE

First two (2) skaters from each heat qualify for Semifinals.

LEGEND

Qual. Identification of Qualification

Q Qualified

QA Advanced

DQ Disqualified



RESULTS-INDIVIDUAL / RÉSULTATS-INDIVIDUEL

LADIES 500m SEMIFINALS 500 m DAMES, DEMI-FINALES

SALT LAKE ICE CENTER SAT 16 FEB 2002 / SAM 16 FEV 2002 START TIME / DEBUT 20:18

World Record: 43.671	RADANOVA Evgenia (BUL)	19 OCT 2001	Calgary (CAN)
Olympic Record: 44.723	WANG Chunlu (CHN)	16 FEB 2002	Salt Lake City (USA)

Race Number	Race Order	Rank	Helmet Number	Name	NOC	Result	Qual.	Record
39	1	1	122	YANG (A) Yang	CHN	44.118	Q	OR
		2	109	CHAREST Isabelle	CAN	44.307	Q	
		2	182	HALLISEY Caroline	USA	44.307	Q	
		4	163	ZINI Mara	ITA	44.531		
		5	170	CHOI Eun-Kyung	KOR	44.647		
40	2	1	105	RADANOVA Evgenia	BUL	44.686	Q	
		2	118	WANG Chunlu	CHN	44.734	Q	
		3	112	KRAUS Alanna	CAN	44.776		
		4	172	JOO Min-Jin	KOR	1:08.184		

Clayton N. Riley

NOTE

First two (2) skaters from each heat qualify for Final A.

LEGEND

Qual. Identification of Qualification

OR Olympic record

Q Qualified



RESULTS-INDIVIDUAL / RÉSULTATS-INDIVIDUEL

LADIES 500m FINALS
500 m DAMES, FINALES

SALT LAKE ICE CENTER SAT 16 FEB 2002 / SAM 16 FEV 2002 START TIME / DEBUT 20:56

World Record: 43.671	RADANOVA Evgenia (BUL)	19 OCT 2001	Calgary (CAN)
Olympic Record: 44.118	YANG (A) Yang (CHN)	16 FEB 2002	Salt Lake City (USA)

Race Number	Race Order	Rank	Helmet Number	Name	NOC	Result	Record
43	B	1	112	KRAUS Alanna	CAN	44.930	
		2	170	CHOI Eun-Kyung	KOR	45.383	
		3	163	ZINI Mara	ITA	45.494	
		4	172	JOO Min-Jin	KOR	46.893	
44	A	1	122	YANG (A) Yang	CHN	44.187	
		2	105	RADANOVA Evgenia	BUL	44.252	
		3	118	WANG Chunlu	CHN	44.272	
		4	109	CHAREST Isabelle	CAN	44.662	
		5	182	HALLISEY Caroline	USA	44.679	

Clayton W. Riley



FINAL CLASSIFICATION ANALYSIS-INDIVIDUAL / ANALYSE DU CLASSEMENT FINAL-IND.

LADIES 500m
500 m DAMES
SALT LAKE ICE CENTER

World Record: 43.671	RADANOVA Evgenia (BUL)	19 OCT 2001	Calgary (CAN)
Olympic Record: 44.991	CHAREST Isabelle (CAN)	19 FEB 1998	Nagano (JPN)

Group	Rank	Helmet Number	Name	NOC	Seeding Points
Finalists	1	122	YANG (A) Yang	CHN	A(1)
	2	105	RADANOVA Evgenia	BUL	A(2)
	3	118	WANG Chunlu	CHN	A(3)
	4	109	CHAREST Isabelle	CAN	A(4)
	5	182	HALLISEY Caroline	USA	A(5)
	6	112	KRAUS Alanna	CAN	B(1)
	7	170	CHOI Eun-Kyung	KOR	B(2)
	8	163	ZINI Mara	ITA	B(3)
	9	172	JOO Min-Jin	KOR	B(4)
Qualifiers	10	126	LINDSAY Sarah	GBR	(47)
	11	159	CAPURSO Marta	ITA	(47)
	12	167	TANAKA Chikage	JPN	(34)
	13	183	PETERSON Amy	USA	(34)
	14	131	KUNZE Yvonne	GER	(29)
	15	103	GEORGIEVA Marina	BUL	(29)
	16	157	DANILOV Olga	ISR	(29)
Participants	17	138	RUDOLPH Susanne	GER	(13)
	18	125	BOUVIER Stephanie	FRA	(13)
	19	178	EVTEEVA Nina	RUS	(13)
	20	177	DMITRIEVA Natalia	RUS	(13)
	21	128	WILLIAMS Joanna	GBR	(13)
	22	176	KRISTO Katalin	ROM	(13)
	23	101	PAVLOVICH Yulia	BLR	(13)
	24	141	TSOI Cordia Po Yee	HKG	(13)
	25	164	KAMINO Yuka	JPN	(8)
	26	149	NAGY Mariann	HUN	(8)
	27	124	NOVOTNA Katerina	CZE	(8)
	28	146	LAJTOS Szandra	HUN	(8)
	29	140	REN Christy	HKG	(8)

NOTE

Seeding points for finalists represent the competitors' participation in the final (group A or B) and their rank (in brackets) in the corresponding final.



TIME ANALYSIS-INDIVIDUAL / ANALYSE DES TEMPS-INDIVIDUEL

LADIES 500m
500 m DAMES
SALT LAKE ICE CENTER

World Record: 43.671	RADANOVA Evgenia (BUL)	19 OCT 2001	Calgary (CAN)
Olympic Record: 44.991	CHAREST Isabelle (CAN)	19 FEB 1998	Nagano (JPN)

Rank	Final Classification	Helmet Number	Name	NOC	Time	Record
1	1	122	YANG (A) Yang	CHN	44.118	OR
2	2	105	RADANOVA Evgenia	BUL	44.252	
3	3	118	WANG Chunlu	CHN	44.272	
4	4	109	CHAREST Isabelle	CAN	44.307	
4	5	182	HALLISEY Caroline	USA	44.307	
6	8	163	ZINI Mara	ITA	44.531	
7	7	170	CHOI Eun-Kyung	KOR	44.647	
8	6	112	KRAUS Alanna	CAN	44.776	
9	10	126	LINDSAY Sarah	GBR	44.912	
10	9	172	JOO Min-Jin	KOR	44.992	
11	11	159	CAPURSO Marta	ITA	45.137	
12	12	167	TANAKA Chikage	JPN	45.193	
13	17	138	RUDOLPH Susanne	GER	45.288	
14	13	183	PETERSON Amy	USA	45.448	
15	14	131	KUNZE Yvonne	GER	45.717	
16	18	125	BOUVIER Stephanie	FRA	45.723	
17	15	103	GEORGIEVA Marina	BUL	45.916	
18	25	164	KAMINO Yuka	JPN	45.933	
19	19	178	EVTEEVA Nina	RUS	46.180	
20	16	157	DANILOV Olga	ISR	46.422	
21	20	177	DMITRIEVA Natalia	RUS	46.574	
22	21	128	WILLIAMS Joanna	GBR	46.631	
23	22	176	KRISTO Katalin	ROM	46.956	
24	26	149	NAGY Mariann	HUN	46.980	
25	27	124	NOVOTNA Katerina	CZE	47.122	
26	23	101	PAVLOVICH Yulia	BLR	47.273	
27	28	146	LAJTOS Szandra	HUN	48.488	
28	24	141	TSOI Cordia Po Yee	HKG	52.496	
29	29	140	REN Christy	HKG	55.423	

LEGEND

OR Olympic record



RESULTS-INDIVIDUAL / RÉSULTATS-INDIVIDUEL

LADIES 1000m HEATS
1000m DAMES, SÉRIES

SALT LAKE ICE CENTER WED 20 FEB 2002 / MER 20 FEV 2002 START TIME / DEBUT 18:45

World Record: 1:31.191	YANG (A) Yang (CHN)	03 FEB 2002	Calgary (CAN)
Olympic Record: 1:31.991	YANG (A) Yang (CHN)	21 FEB 1998	Nagano (JPN)

Race Number	Race Order	Rank	Helmet Number	Name	NOC	Result	Qual.	Record
53	1	1	123	YANG (S) Yang	CHN	1:40.632	Q	
		2	110	DROLET Marie-Eve	CAN	1:40.646	Q	
		3	140	REN Christy	HKG	1:50.094		
54	2	1	105	RADANOVA Evgenia	BUL	1:49.496	Q	
		2	134	PRIEBST Christin	GER	1:49.569	Q	
		3	177	DMITRIEVA Natalia	RUS	1:50.132		
55	3	1	128	WILLIAMS Joanna	GBR	1:39.672	Q	
		2	178	EVTEEVA Nina	RUS	1:46.673	Q	
		3	141	TSOI Cordia Po Yee	HKG	1:48.445		
		4	184	PORTER Erin	USA	1:56.409		
56	4	1	170	CHOI Eun-Kyung	KOR	1:37.609	Q	
		2	182	HALLISEY Caroline	USA	1:37.716	Q	
		3	104	KRASTEVA Anna	BUL	1:39.195		
		162	ZINI Katia	ITA	DQ			
57	5	1	122	YANG (A) Yang	CHN	1:37.039	Q	
		2	125	BOUVIER Stephanie	FRA	1:37.684	Q	
		3	146	LAJTOS Szandra	HUN	1:40.688		
58	6	1	174	KO Gi-Hyun	KOR	1:42.093	Q	
		2	126	LINDSAY Sarah	GBR	1:42.157	Q	
		3	176	KRISTO Katalin	ROM	1:42.276		
		4	124	NOVOTNA Katerina	CZE	1:42.495		
59	7	1	112	KRAUS Alanna	CAN	1:33.622	Q	
		2	163	ZINI Mara	ITA	1:33.697	Q	
		3	168	TESHIGAWARA Ikue	JPN	1:33.855		
		4	149	NAGY Mariann	HUN	1:39.648		
60	8	1	167	TANAKA Chikage	JPN	1:42.332	Q	
		2	131	KUNZE Yvonne	GER	1:42.389	Q	
		3	157	DANILOV Olga	ISR	1:42.767		

Elayne N. Riley

NOTE

First two (2) skaters from each heat qualify for Quarterfinals.

LEGEND

Qual. Identification of Qualification

Q Qualified

DQ Disqualified



RESULTS-INDIVIDUAL / RÉSULTATS-INDIVIDUEL

LADIES 1000m QUARTERFINALS 1000m DAMES, QUARTS DE FINALE

SALT LAKE ICE CENTER SAT 23 FEB 2002 / SAM 23 FEV 2002 START TIME / DEBUT 18:58

World Record: 1:31.191	YANG (A) Yang (CHN)	03 FEB 2002	Calgary (CAN)
Olympic Record: 1:31.991	YANG (A) Yang (CHN)	21 FEB 1998	Nagano (JPN)

Race Number	Race Order	Rank	Helmet Number	Name	NOC	Result	Qual.	Record
76	1	1	122	YANG (A) Yang	CHN	1:31.235	Q	OR
		2	174	KO Gi-Hyun	KOR	1:31.349	Q	
		3	182	HALLISEY Caroline	USA	1:33.007		
		4	178	EVTEEVA Nina	RUS	1:36.519		
77	2	1	112	KRAUS Alanna	CAN	1:36.683	Q	
		2	105	RADANOVA Evgenia	BUL	1:36.727	Q	
		3	126	LINDSAY Sarah	GBR	1:36.753		
		4	134	PRIEBST Christin	GER	1:36.848		
78	3	1	170	CHOI Eun-Kyung	KOR	1:34.842	Q	
		2	167	TANAKA Chikage	JPN	1:34.960	Q	
		3	125	BOUVIER Stephanie	FRA	1:35.409		
		4	131	KUNZE Yvonne	GER	1:35.830		
79	4	1	123	YANG (S) Yang	CHN	1:33.561	Q	
		2	110	DROLET Marie-Eve	CAN	1:33.578	Q	
		3	163	ZINI Mara	ITA	1:33.880		
		4	128	WILLIAMS Joanna	GBR	1:34.373		

Elyse N Riley

NOTE

First two (2) skaters from each heat qualify for Semifinals.

LEGEND

Qual. Identification of Qualification

OR Olympic record

Q Qualified



RESULTS-INDIVIDUAL / RÉSULTATS-INDIVIDUEL

LADIES 1000m SEMIFINALS
1000m DAMES, DEMI-FINALES

SALT LAKE ICE CENTER SAT 23 FEB 2002 / SAM 23 FEV 2002 START TIME / DEBUT 19:42

World Record: 1:31.191	YANG (A) Yang (CHN)	03 FEB 2002	Calgary (CAN)
Olympic Record: 1:31.235	YANG (A) Yang (CHN)	23 FEB 2002	Salt Lake City (USA)

Race Number	Race Order	Rank	Helmet Number	Name	NOC	Result	Qual.	Record
84	1	1	110	DROLET Marie-Eve	CAN	1:37.916	Q	
		2	122	YANG (A) Yang	CHN	1:38.037	Q	
		3	167	TANAKA Chikage	JPN	1:38.269		
		4	170	CHOI Eun-Kyung	KOR	1:38.523		
85	2	1	123	YANG (S) Yang	CHN	1:35.072	Q	
		2	174	KO Gi-Hyun	KOR	1:35.172	Q	
		3	112	KRAUS Alanna	CAN	1:35.510		
		4	105	RADANOVA Evgenia	BUL	1:35.607		

Clayton N. Riley

NOTE

First two (2) skaters from each heat qualify for Final A.

LEGENDQual. Identification of Qualification **Q** Qualified



RESULTS-INDIVIDUAL / RÉSULTATS-INDIVIDUEL

LADIES 1000m FINALS
1000m DAMES, FINALES

SALT LAKE ICE CENTER SAT 23 FEB 2002 / SAM 23 FEV 2002 START TIME / DEBUT 20:19

World Record: 1:31.191	YANG (A) Yang (CHN)	03 FEB 2002	Calgary (CAN)
Olympic Record: 1:31.235	YANG (A) Yang (CHN)	23 FEB 2002	Salt Lake City (USA)

Race Number	Race Order	Rank	Helmet Number	Name	NOC	Result	Record
88	B	1	105	RADANOVA Evgenia	BUL	1:34.702	
		2	170	CHOI Eun-Kyung	KOR	1:34.808	
		3	167	TANAKA Chikage	JPN	1:35.125	
		4	112	KRAUS Alanna	CAN	1:35.642	
89	A	1	122	YANG (A) Yang	CHN	1:36.391	
		2	174	KO Gi-Hyun	KOR	1:36.427	
		3	123	YANG (S) Yang	CHN	1:37.008	
		4	110	DROLET Marie-Eve	CAN	1:37.563	



FINAL CLASSIFICATION ANALYSIS-INDIVIDUAL / ANALYSE DU CLASSEMENT FINAL-IND.

LADIES 1000m
1000m DAMES
SALT LAKE ICE CENTER

World Record: 1:31.191	YANG (A) Yang (CHN)	03 FEB 2002	Calgary (CAN)
Olympic Record: 1:31.991	YANG (A) Yang (CHN)	21 FEB 1998	Nagano (JPN)

Group	Rank	Helmet Number	Name	NOC	Seeding Points
Finalists	1	122	YANG (A) Yang	CHN	A(1)
	2	174	KO Gi-Hyun	KOR	A(2)
	3	123	YANG (S) Yang	CHN	A(3)
	4	110	DROLET Marie-Eve	CAN	A(4)
	5	105	RADANOVA Evgenia	BUL	B(1)
	6	170	CHOI Eun-Kyung	KOR	B(2)
	7	167	TANAKA Chikage	JPN	B(3)
	8	112	KRAUS Alanna	CAN	B(4)
Qualifiers	9	128	WILLIAMS Joanna	GBR	(42)
	10	182	HALLISEY Caroline	USA	(34)
	11	163	ZINI Mara	ITA	(34)
	12	125	BOUVIER Stephanie	FRA	(34)
	13	126	LINDSAY Sarah	GBR	(34)
	14	131	KUNZE Yvonne	GER	(29)
	15	178	EVTEEVA Nina	RUS	(29)
	16	134	PRIEBST Christin	GER	(29)
Participants	17	168	TESHIGAWARA Ikue	JPN	(13)
	18	104	KRASTEVA Anna	BUL	(13)
	19	146	LAJTOS Szandra	HUN	(13)
	20	176	KRISTO Katalin	ROM	(13)
	21	157	DANILOV Olga	ISR	(13)
	22	141	TSOI Cordia Po Yee	HKG	(13)
	23	140	REN Christy	HKG	(13)
	24	177	DMITRIEVA Natalia	RUS	(13)
	25	149	NAGY Mariann	HUN	(8)
	26	124	NOVOTNA Katerina	CZE	(8)
	27	184	PORTER Erin	USA	(8)
		162	ZINI Katia	ITA	(0)

NOTE

Seeding points for finalists represent the competitors' participation in the final (group A or B) and their rank (in brackets) in the corresponding final.



TIME ANALYSIS-INDIVIDUAL / ANALYSE DES TEMPS-INDIVIDUEL

LADIES 1000m
1000m DAMES
SALT LAKE ICE CENTER

World Record: 1:31.191	YANG (A) Yang (CHN)	03 FEB 2002	Calgary (CAN)
Olympic Record: 1:31.991	YANG (A) Yang (CHN)	21 FEB 1998	Nagano (JPN)

Rank	Final Classification	Helmet Number	Name	NOC	Time	Record
1	1	122	YANG (A) Yang	CHN	1:31.235	OR
2	2	174	KO Gi-Hyun	KOR	1:31.349	
3	10	182	HALLISEY Caroline	USA	1:33.007	
4	3	123	YANG (S) Yang	CHN	1:33.561	
5	4	110	DROLET Marie-Eve	CAN	1:33.578	
6	8	112	KRAUS Alanna	CAN	1:33.622	
7	11	163	ZINI Mara	ITA	1:33.697	
8	17	168	TESHIGAWARA Ikue	JPN	1:33.855	
9	9	128	WILLIAMS Joanna	GBR	1:34.373	
10	5	105	RADANOVA Evgenia	BUL	1:34.702	
11	6	170	CHOI Eun-Kyung	KOR	1:34.808	
12	7	167	TANAKA Chikage	JPN	1:34.960	
13	12	125	BOUVIER Stephanie	FRA	1:35.409	
14	14	131	KUNZE Yvonne	GER	1:35.830	
15	15	178	EVTEEVA Nina	RUS	1:36.519	
16	13	126	LINDSAY Sarah	GBR	1:36.753	
17	16	134	PRIEBST Christin	GER	1:36.848	
18	18	104	KRASTEVA Anna	BUL	1:39.195	
19	25	149	NAGY Mariann	HUN	1:39.648	
20	19	146	LAJTOS Szandra	HUN	1:40.688	
21	20	176	KRISTO Katalin	ROM	1:42.276	
22	26	124	NOVOTNA Katerina	CZE	1:42.495	
23	21	157	DANILOV Olga	ISR	1:42.767	
24	22	141	TSOI Cordia Po Yee	HKG	1:48.445	
25	23	140	REN Christy	HKG	1:50.094	
26	24	177	DMITRIEVA Natalia	RUS	1:50.132	
27	27	184	PORTER Erin	USA	1:56.409	
		162	ZINI Katia	ITA		DQ

LEGEND

DQ Disqualified

OR Olympic record



RESULTS-INDIVIDUAL / RÉSULTATS-INDIVIDUEL

LADIES 1500m HEATS
1500 m DAMES, SÉRIES

SALT LAKE ICE CENTER WED 13 FEB 2002 / MER 13 FEV 2002 START TIME / DEBUT 18:00

World Record: 2:21.844	KIM Moon-Yung (KOR)	17 JAN 1999	Montreal (CAN)
-------------------------------	---------------------	-------------	----------------

Race Number	Race Order	Rank	Helmet Number	Name	NOC	Result	Qual.	Record
1	1	1	123	YANG (S) Yang	CHN	2:26.943	Q	OR
		2	112	KRAUS Alanna	CAN	2:26.968	Q	
		3	183	PETERSON Amy	USA	2:27.062	Q	
		4	128	WILLIAMS Joanna	GBR	2:27.845		
		5	131	KUNZE Yvonne	GER	2:29.779		
		6	140	REN Christy	HKG	2:49.666		
2	2	1	174	KO Gi-Hyun	KOR	2:26.980	Q	
		2	163	ZINI Mara	ITA	2:27.553	Q	
		3	134	PRIEBST Christin	GER	2:27.649	Q	
		4	176	KRISTO Katalin	ROM	2:28.709		
		5	177	DMITRIEVA Natalia	RUS	2:29.086		
		6	145	FARKAS Eva	HUN	2:42.172		
3	3	1	105	RADANOVA Evgenia	BUL	2:32.821	Q	
		2	178	EVTEEVA Nina	RUS	2:32.970	Q	
		3	124	NOVOTNA Katerina	CZE	2:35.438	Q	
		4	164	KAMINO Yuka	JPN	2:52.591		
		184	PORTER Erin	USA	DQ			
		170	CHOI Eun-Kyung	KOR	2:29.460	Q		
4	4	2	122	YANG (A) Yang	CHN	2:29.578	Q	
		3	110	DROLET Marie-Eve	CAN	2:29.652	Q	
		4	103	GEORGIEVA Marina	BUL	2:33.362		
		5	149	NAGY Mariann	HUN	2:39.615		
		167	TANAKA Chikage	JPN	2:29.202	Q		
		125	BOUVIER Stephanie	FRA	2:30.075	Q		
5	5	3	157	DANILOV Olga	ISR	2:32.458	Q	
		4	101	PAVLOVICH Yulia	BLR	2:36.058		
		5	126	LINDSAY Sarah	GBR	3:01.223		
		6	162	ZINI Katia	ITA	3:19.248		

Clayton N. Riley

NOTE

First three (3) skaters from each heat qualify for Semifinals.

LEGEND**Qual.** Identification of Qualification**OR** Olympic record**Q** Qualified**DQ** Disqualified



RESULTS-INDIVIDUAL / RÉSULTATS-INDIVIDUEL

LADIES 1500m SEMIFINALS
1500 m DAMES, DEMI-FINALES

SALT LAKE ICE CENTER WED 13 FEB 2002 / MER 13 FEV 2002 START TIME / DEBUT 19:32

World Record: 2:21.844	KIM Moon-Yung (KOR)	17 JAN 1999	Montreal (CAN)
Olympic Record: 2:26.943	YANG (S) Yang (CHN)	13 FEB 2002	Salt Lake City (USA)

Race Number	Race Order	Rank	Helmet Number	Name	NOC	Result	Qual.	Record
14	1	1	174	KO Gi-Hyun	KOR	2:31.120	Q	
		2	105	RADANOVA Evgenia	BUL	2:31.194	Q	
		3	125	BOUVIER Stephanie	FRA	2:31.570		
		4	134	PRIEBST Christin	GER	2:32.884		
		5	124	NOVOTNA Katerina	CZE	2:35.085		
15	2	1	170	CHOI Eun-Kyung	KOR	2:21.069	Q	WR
		2	122	YANG (A) Yang	CHN	2:21.690	Q	
		3	110	DROLET Marie-Eve	CAN	2:21.758		
		4	167	TANAKA Chikage	JPN	2:21.924		
		5	183	PETERSON Amy	USA	2:26.118		
16	3	1	123	YANG (S) Yang	CHN	2:32.315	Q	
		2	112	KRAUS Alanna	CAN	2:32.411	Q	
		3	178	EVTEEVA Nina	RUS	2:32.759		
		4	163	ZINI Mara	ITA	2:32.899		
		5	157	DANILOV Olga	ISR	2:36.114		

Elayne N. Riley

NOTE

First two (2) skaters from each heat qualify for Final A.

LEGEND

Qual. Identification of Qualification

WR World record

Q Qualified



RESULTS-INDIVIDUAL / RÉSULTATS-INDIVIDUEL

LADIES 1500m FINALS
1500 m DAMES, FINALES

SALT LAKE ICE CENTER WED 13 FEB 2002 / MER 13 FEV 2002 START TIME / DEBUT 20:35

World Record: 2:21.069	CHOI Eun-Kyung (KOR)	13 FEB 2002	Salt Lake City (USA)
Olympic Record: 2:21.069	CHOI Eun-Kyung (KOR)	13 FEB 2002	Salt Lake City (USA)

Race Number	Race Order	Rank	Helmet Number	Name	NOC	Result	Record
19	B	1	110	DROLET Marie-Eve	CAN	2:31.203	
		2	167	TANAKA Chikage	JPN	2:31.479	
		3	134	PRIEBST Christin	GER	2:32.442	
		4	163	ZINI Mara	ITA	2:32.513	
		5	178	EVTEEVA Nina	RUS	2:32.666	
		6	125	BOUVIER Stephanie	FRA	2:32.673	
20	A	1	174	KO Gi-Hyun	KOR	2:31.581	
		2	170	CHOI Eun-Kyung	KOR	2:31.610	
		3	105	RADANOVA Evgenia	BUL	2:31.723	
		4	122	YANG (A) Yang	CHN	2:31.791	
		5	112	KRAUS Alanna	CAN	3:05.002	
			123	YANG (S) Yang	CHN	DQ	

LEGEND
DQ Disqualified



FINAL CLASSIFICATION ANALYSIS-INDIVIDUAL / ANALYSE DU CLASSEMENT FINAL-IND.

LADIES 1500m
1500 m DAMES
SALT LAKE ICE CENTER

World Record: 2:21.844 KIM Moon-Yung (KOR) 17 JAN 1999 Montreal (CAN)

Group	Rank	Helmet Number	Name	NOC	Seeding Points
Finalists	1	174	KO Gi-Hyun	KOR	A(1)
	2	170	CHOI Eun-Kyung	KOR	A(2)
	3	105	RADANOVA Evgenia	BUL	A(3)
	4	122	YANG (A) Yang	CHN	A(4)
	5	112	KRAUS Alanna	CAN	A(5)
	6	110	DROLET Marie-Eve	CAN	B(1)
	7	167	TANAKA Chikage	JPN	B(2)
	8	134	PRIEBST Christin	GER	B(3)
	9	163	ZINI Mara	ITA	B(4)
	10	178	EVTEEVA Nina	RUS	B(5)
	11	125	BOUVIER Stephanie	FRA	B(6)
		12	123	YANG (S) Yang	CHN
Qualifiers	13	183	PETERSON Amy	USA	(18)
	14	157	DANILOV Olga	ISR	(18)
	15	124	NOVOTNA Katerina	CZE	(18)
Participants	16	128	WILLIAMS Joanna	GBR	(8)
	17	176	KRISTO Katalin	ROM	(8)
	18	103	GEORGIEVA Marina	BUL	(8)
	19	101	PAVLOVICH Yulia	BLR	(8)
	20	164	KAMINO Yuka	JPN	(8)
	21	177	DMITRIEVA Natalia	RUS	(5)
	22	131	KUNZE Yvonne	GER	(5)
	23	149	NAGY Mariann	HUN	(5)
	24	126	LINDSAY Sarah	GBR	(5)
	25	145	FARKAS Eva	HUN	(3)
	26	140	REN Christy	HKG	(3)
	27	162	ZINI Katia	ITA	(3)
	184	PORTER Erin	USA	(0)	

NOTE

Seeding points for finalists represent the competitors' participation in the final (group A or B) and their rank (in brackets) in the corresponding final.

LEGEND

DQ Disqualified



TIME ANALYSIS-INDIVIDUAL / ANALYSE DES TEMPS-INDIVIDUEL

LADIES 1500m
1500 m DAMES
SALT LAKE ICE CENTER

World Record: 2:21.844 KIM Moon-Yung (KOR) 17 JAN 1999 Montreal (CAN)

Rank	Final Classification	Helmet Number	Name	NOC	Time	Record
1	2	170	CHOI Eun-Kyung	KOR	2:21.069	WR
2	4	122	YANG (A) Yang	CHN	2:21.690	
3	6	110	DROLET Marie-Eve	CAN	2:21.758	
4	7	167	TANAKA Chikage	JPN	2:21.924	
5	13	183	PETERSON Amy	USA	2:26.118	
6	12	123	YANG (S) Yang	CHN	2:26.943	OR
7	5	112	KRAUS Alanna	CAN	2:26.968	
8	1	174	KO Gi-Hyun	KOR	2:26.980	
9	9	163	ZINI Mara	ITA	2:27.553	
10	8	134	PRIEBST Christin	GER	2:27.649	
11	16	128	WILLIAMS Joanna	GBR	2:27.845	
12	17	176	KRISTO Katalin	ROM	2:28.709	
13	21	177	DMITRIEVA Natalia	RUS	2:29.086	
14	22	131	KUNZE Yvonne	GER	2:29.779	
15	11	125	BOUVIER Stephanie	FRA	2:30.075	
16	3	105	RADANOVA Evgenia	BUL	2:31.194	
17	14	157	DANILOV Olga	ISR	2:32.458	
18	10	178	EVTEEVA Nina	RUS	2:32.666	
19	18	103	GEORGIEVA Marina	BUL	2:33.362	
20	15	124	NOVOTNA Katerina	CZE	2:35.085	
21	19	101	PAVLOVICH Yulia	BLR	2:36.058	
22	23	149	NAGY Mariann	HUN	2:39.615	
23	25	145	FARKAS Eva	HUN	2:42.172	
24	26	140	REN Christy	HKG	2:49.666	
25	20	164	KAMINO Yuka	JPN	2:52.591	
26	24	126	LINDSAY Sarah	GBR	3:01.223	
27	27	162	ZINI Katia	ITA	3:19.248	
		184	PORTER Erin	USA	DQ	

LEGEND

DQ Disqualified

WR World record

OR Olympic record



RESULTS-RELAY / RÉSULTATS-RELAIS

LADIES 3000m RELAY SEMIFINALS
3000 m RELAIS DAMES, DEMI-FINALES

SALT LAKE ICE CENTER SAT 16 FEB 2002 / SAM 16 FEV 2002 START TIME / DEBUT 18:00

World Record: 4:13.541	China (CHN)	19 OCT 2001	Calgary (CAN)
Olympic Record: 4:16.260	Korea (KOR)	17 FEB 1998	Nagano (JPN)

Race Number	Race Order	Rank	Team	NOC	Result	Qual.	Record
45	1	1	China	CHN	4:15.931	Q	
			122 YANG (A) Yang				
			123 YANG (S) Yang				
			117 SUN Dandan 118 WANG Chunlu				
		2	Japan	JPN	4:17.968	Q	
			167 TANAKA Chikage				
			164 KAMINO Yuka 168 TESHIGAWARA Ikue				
			169 YAMADA Nobuko				
		3	Italy	ITA	4:18.131		
			162 ZINI Katia				
			163 ZINI Mara 160 RODIGARI Evelina				
			158 CANCLINI Marinella				
		4	Germany	GER	4:22.917		
			131 KUNZE Yvonne				
			134 PRIEBST Christin 133 LEHMANN Ulrike				
			129 KLEIN Aika				
46	2	1	Korea	KOR	4:14.977	Q	OR
			170 CHOI Eun-Kyung				
			171 CHOI Min-Kyung 175 PARK Hye-Won				
			172 JOO Min-Jin				
		2	Canada	CAN	4:16.920	Q	
			109 CHAREST Isabelle				
			112 KRAUS Alanna 114 VICENT Tania				
			110 DROLET Marie-Eve				
		3	Bulgaria	BUL	4:25.877		
			105 RADANOVA Evgenia				
			103 GEORGIEVA Marina 104 KRASTEVA Anna				
			107 VLAEVA Daniela				
		4	USA	USA	4:36.002		
			180 GOSKOWICZ Julie				
			182 HALLISEY Caroline 183 PETERSON Amy				
			184 PORTER Erin				

Clayne v Riley



RESULTS-RELAY / RÉSULTATS-RELAIS

LADIES 3000m RELAY SEMIFINALS
3000 m RELAIS DAMES, DEMI-FINALES

SALT LAKE ICE CENTER SAT 16 FEB 2002 / SAM 16 FEV 2002 START TIME / DEBUT 18:00

World Record: 4:13.541	China (CHN)	19 OCT 2001	Calgary (CAN)
Olympic Record: 4:16.260	Korea (KOR)	17 FEB 1998	Nagano (JPN)

NOTE

First two (2) Teams from each heat qualify for Final A.

LEGEND

Qual. Identification of Qualification

OR Olympic record

Q Qualified



RESULTS-RELAY / RÉSULTATS-RELAIS

LADIES 3000m RELAY FINALS
3000 m RELAIS DAMES, FINALES

SALT LAKE ICE CENTER WED 20 FEB 2002 / MER 20 FEV 2002 START TIME / DEBUT 20:02

World Record: 4:13.541	China (CHN)	19 OCT 2001	Calgary (CAN)
Olympic Record: 4:14.977	Korea (KOR)	16 FEB 2002	Salt Lake City (USA)

Race Number	Race Order	Rank	Team	NOC	Result	Record
64	B	1	Italy	ITA	4:20.014	
			159 CAPURSO Marta			
			163 ZINI Mara			
			160 RODIGARI Evelina			
		2	Bulgaria	BUL	4:20.703	
			105 RADANOVA Evgenia			
			103 GEORGIEVA Marina			
			104 KRASTEVA Anna			
		3	USA	USA	4:20.730	
			180 GOSKOWICZ Julie			
			182 HALLISEY Caroline			
			183 PETERSON Amy			
		4	Germany	GER	4:22.222	
			131 KUNZE Yvonne			
			134 PRIEBST Christin			
			133 LEHMANN Ulrike			
65	A	1	Korea	KOR	4:12.793	WR
			171 CHOI Min-Kyung			
			172 JOO Min-Jin			
			175 PARK Hye-Won			
		2	China	CHN	4:13.236	
			117 SUN Dandan			
			118 WANG Chunlu			
			122 YANG (A) Yang			
		3	Canada	CAN	4:15.738	
			112 KRAUS Alanna			
			110 DROLET Marie-Eve			
			111 GOULET-NADON Amelie			
		4	Japan	JPN	4:21.107	
			109 CHAREST Isabelle			
			167 TANAKA Chikage			
			164 KAMINO Yuka			
			168 TESHIGAWARA Ikue			
			166 TAKATA Atsuko			

Clayton R. Lee

LEGEND

WR World record



FINAL CLASSIFICATION ANALYSIS-RELAY / ANALYSE DU CLASSEMENT FINAL-RELAIS

LADIES 3000m RELAY
3000 m RELAIS DAMES

SALT LAKE ICE CENTER

World Record: 4:13.541	China (CHN)	19 OCT 2001	Calgary (CAN)
Olympic Record: 4:16.260	Korea (KOR)	17 FEB 1998	Nagano (JPN)

Group	Rank	Name	Semifinals	Finals	NOC	Seeding Points	
Finalists	1	Korea			KOR	A(1)	
		170 CHOI Eun-Kyung	X	X			
		171 CHOI Min-Kyung	X	X			
		172 JOO Min-Jin	X	X			
		174 KO Gi-Hyun					
		175 PARK Hye-Won	X	X			
		2	China			CHN	A(2)
		116 LIU Xiaoying					
		117 SUN Dandan	X	X			
		118 WANG Chunlu	X	X			
		122 YANG (A) Yang	X	X			
		123 YANG (S) Yang	X	X			
		3	Canada			CAN	A(3)
		109 CHAREST Isabelle	X	X			
		110 DROLET Marie-Eve	X	X			
		111 GOULET-NADON Amelie		X			
		112 KRAUS Alanna	X	X			
		114 VICENT Tania	X				
		4	Japan			JPN	A(4)
		164 KAMINO Yuka	X	X			
		166 TAKATA Atsuko		X			
		167 TANAKA Chikage	X	X			
		168 TESHIGAWARA Ikue	X	X			
		169 YAMADA Nobuko	X				
		5	Italy			ITA	B(1)
		158 CANCLINI Marinella	X	X			
		159 CAPURSO Marta		X			
	160 RODIGARI Evelina	X	X				
	162 ZINI Katia	X					
	163 ZINI Mara	X	X				
	6	Bulgaria			BUL	B(2)	
	103 GEORGIEVA Marina	X	X				
	104 KRASTEVA Anna	X	X				
	105 RADANOVA Evgenia	X	X				
	107 VLAEVA Daniela	X	X				
	108 VUTEVA Kristina						



FINAL CLASSIFICATION ANALYSIS-RELAY / ANALYSE DU CLASSEMENT FINAL-RELAIS

LADIES 3000m RELAY
3000 m RELAIS DAMES
SALT LAKE ICE CENTER

World Record: 4:13.541	China (CHN)	19 OCT 2001	Calgary (CAN)
Olympic Record: 4:16.260	Korea (KOR)	17 FEB 1998	Nagano (JPN)

Group	Rank	Name	Semifinals	Finals	NOC	Seeding Points
Finalists	7	USA			USA	B(3)
		179 BAVER Allison				
		180 GOSKOWICZ Julie	X	X		
		182 HALLISEY Caroline	X	X		
		183 PETERSON Amy	X	X		
		184 PORTER Erin	X	X		
	8	Germany			GER	B(4)
		129 KLEIN Aika	X	X		
		131 KUNZE Yvonne	X	X		
		133 LEHMANN Ulrike	X	X		
		134 PRIEBST Christin	X	X		
		138 RUDOLPH Susanne				

NOTE

Seeding points for finalists represent the teams' participation in the final (group A or B) and their rank (in brackets) in the corresponding final.



TIME ANALYSIS-RELAY / ANALYSE DES TEMPS-RELAIS

LADIES 3000m RELAY
3000 m RELAIS DAMES

SALT LAKE ICE CENTER

World Record: 4:13.541	China (CHN)	19 OCT 2001	Calgary (CAN)
Olympic Record: 4:16.260	Korea (KOR)	17 FEB 1998	Nagano (JPN)

Final					
Rank	Classification	Name	NOC	Time	Record
1	1	Korea 170 CHOI Eun-Kyung 171 CHOI Min-Kyung 172 JOO Min-Jin 175 PARK Hye-Won	KOR	4:12.793	WR
2	2	China 117 SUN Dandan 118 WANG Chunlu 122 YANG (A) Yang 123 YANG (S) Yang	CHN	4:13.236	
3	3	Canada 109 CHAREST Isabelle 110 DROLET Marie-Eve 111 GOULET-NADON Amelie 112 KRAUS Alanna	CAN	4:15.738	
4	4	Japan 164 KAMINO Yuka 167 TANAKA Chikage 168 TESHIGAWARA Ikue 169 YAMADA Nobuko	JPN	4:17.968	
5	5	Italy 158 CANCLINI Marinella 160 RODIGARI Evelina 162 ZINI Katia 163 ZINI Mara	ITA	4:18.131	
6	6	Bulgaria 103 GEORGIEVA Marina 104 KRASTEVA Anna 105 RADANOVA Evgenia 107 VLAEVA Daniela	BUL	4:20.703	
7	7	USA 180 GOSKOWICZ Julie 182 HALLISEY Caroline 183 PETERSON Amy 184 PORTER Erin	USA	4:20.730	
8	8	Germany 129 KLEIN Aika 131 KUNZE Yvonne 133 LEHMANN Ulrike 134 PRIEBST Christin	GER	4:22.222	

LEGEND

WR World record

OR Olympic record



ENTRY LIST BY NOC / LISTE DES PARTICIPANT(E)S PAR CNO

SALT LAKE ICE CENTER

MEN

NOC	Helmet Number	Name	ISU ID
AUSTRALIA (AUS)	300	BRADBURY, Steven	STAUS11410197301
	302	LEE, Stephen	STAUS10501197801
	303	MCEWAN, Alex	STAUS11907197701
	304	MCNEE, Andrew	STAUS11112197901
	305	MCNEE, Mark	STAUS10907198101
BELGIUM (BEL)	307	DE DEYNE, Wim	STBEL11212197701
	308	GYSEL, Pieter	STBEL11812198001
	309	JANSSENS, Ward	STBEL11307198201
	310	VAN VOSSEL, Simon	STBEL12802197901
BULGARIA (BUL)	311	BOIADJIEV, Miroslav	STBUL11807197901
	312	PANDOV, Assen	STBUL11506198401
	313	PANDOV, Kiril	STBUL10703198301
CANADA (CAN)	314	BEDARD, Eric	STCAN11712197601
	315	GAGNON, Marc	STCAN12405197501
	316	GUILMETTE, Jonathan	STCAN11808197801
	318	TREMBLAY, Francois-Louis	STCAN11311198001
	319	TURCOTTE, Mathieu	STCAN10802197701
CHINA (CHN)	320	AN, Yulong	STCHN12307197801
	321	FENG, Kai	STCHN12908197801
	322	GUO, Wei	STCHN13107198301
	324	LI, Jiajun	STCHN11510197501
	325	LI, Ye	STCHN12612198301
FRANCE (FRA)	326	DURAND, Gregory	STFRA10812197701
	327	LOSCOS, Bruno	STFRA12804197501
	328	MATHIEU, Ludovic	STFRA12509197601
GREAT BRITAIN (GBR)	329	ALLARDICE, Dave	STGBR11102197501
	330	FLACK, Leon	STGBR12501198101
	331	GOOCH, Nicky	STGBR13001197301
GERMANY (GER)	332	HARTWIG, Andre	STGER11403198301
	333	NACHBAR, Arian	STGER10601197701
HUNGARY (HUN)	334	KNOCH, Balazs	STHUN11808197901
	335	SZABO, Krisztian	STHUN11906197401
	336	SZANTO, Kornel	STHUN12605197801
ITALY (ITA)	337	ANTONIOLI, Michele	STITA13101197701
	338	CARNINO, Maurizio	STITA10703197501
	339	CARTA, Fabio	STITA10610197701
	340	FRANCESCHINA, Nicola	STITA12605197701
	341	RODIGARI, Nicola	STITA10711198101



ENTRY LIST BY NOC / LISTE DES PARTICIPANT(E)S PAR CNO

SALT LAKE ICE CENTER

MEN

NOC	Helmet Number	Name	ISU ID
JAPAN (JPN)	342	KODERA, Takehiro	STJPN11411197801
	343	NISHITANI, Takafumi	STJPN11701197901
	344	SHINOHARA, Yugo	STJPN10211197801
	346	TAMURA, Naoya	STJPN11806197901
	347	TERAO, Satoru	STJPN12507197501
KOREA (KOR)	348	AHN, Hyun-Soo	STKOR12311198501
	350	KIM, Dong-Sung	STKOR10902198001
	351	LEE, Seung-Jae	STKOR10604198201
	352	MIN, Ryoung	STKOR11407198201
	353	OH, Se-Jong	STKOR10910198201
MONGOLIA (MGL)	354	JARGALANCHULUUN, Ganbat	STMGL11307198601
	355	OKTYABRI, Battulga	STMGL10711198001
NETHERLANDS (NED)	357	JUFFERMANS, Cees	STNED11002198201
NEW ZEALAND (NZL)	358	JACKSON, Mark	STNZL12112198001
POLAND (POL)	362	ZDROJKOWSKI, Krystian	STPOL12012198201
SLOVAKIA (SVK)	363	UZAK, Matus	STSVK11304198101
SWEDEN (SWE)	364	JOHANSSON, Martin	STSWE12602197301
UKRAINE (UKR)	365	HRYHORJEV, Volodymyr	STUKR10808198201
UNITED STATES OF AMERICA (USA)	366	BIONDO, Ron	STUSA11008198101
	368	KEPKA, J. P.	STUSA10603198401
	369	OHNO, Apolo Anton	STUSA12205198201
	370	SMITH, Rusty	STUSA12708197901
	371	WEINSTEIN, Daniel	STUSA10402198101



RESULTS-INDIVIDUAL / RÉSULTATS-INDIVIDUEL

MEN 500m HEATS
500 m HOMMES, SÉRIES

SALT LAKE ICE CENTER SAT 23 FEB 2002 / SAM 23 FEV 2002 START TIME / DEBUT 18:00

World Record: 41.514	SCHOLTEN Jeffrey (CAN)	13 OCT 2001	Calgary (CAN)
Olympic Record: 42.756	NISHITANI Takafumi (JPN)	21 FEB 1998	Nagano (JPN)

Race Number	Race Order	Rank	Helmet Number	Name	NOC	Result	Qual.	Record
68	1	1	324	LI Jiajun	CHN	43.690	Q	
		2	333	NACHBAR Arian	GER	44.057	Q	
		3	363	UZAK Matus	SVK	44.499		
		4	312	PANDOV Assen	BUL	1:17.124		
69	2	1	310	van VOSSEL Simon	BEL	43.119	Q	
		2	369	OHNO Apolo Anton	USA	43.214	Q	
		3	357	JUFFERMANS Cees	NED	43.253		
		4	304	McNEE Andrew	AUS	44.289		
70	3	1	343	NISHITANI Takafumi	JPN	43.211	Q	
		2	315	GAGNON Marc	CAN	43.395	Q	
		3	335	SZABO Krisztian	HUN	44.143		
		4	365	HRYPORYEV Volodymyr	UKR	1:10.431		
71	4	1	350	KIM Dong-Sung	KOR	42.834	Q	
		2	370	SMITH Rusty	USA	42.849	Q	
		3	329	ALLARDICE Dave	GBR	42.980		
		4	354	JARGALANCHULUUN Gan	MGL	52.225		
72	5	1	339	CARTA Fabio	ITA	43.787	Q	
		2	327	LOSCOS Bruno	FRA	43.864	Q	
		3	330	FLACK Leon	GBR	43.965		
		4	358	JACKSON Mark	NZL	44.064		
73	6	1	321	FENG Kai	CHN	43.084	Q	
		2	307	de DEYNE Wim	BEL	43.205	Q	
		3	364	JOHANSSON Martin	SWE	43.435		
		4	362	ZDROJKOWSKI Krystian	POL	44.117		
74	7	1	316	GUILMETTE Jonathan	CAN	42.326	Q	OR
		2	347	TERAO Satoru	JPN	42.334	Q	
		3	334	KNOCH Balazs	HUN	42.533		
		4	311	BOIADJIEV Miroslav	BUL	43.462		
75	8	1	340	FRANCESCHINA Nicola	ITA	42.876	Q	
		2	300	BRADBURY Steven	AUS	43.226	Q	
		3	328	MATHIEU Ludovic	FRA	43.790	QA	
			351	LEE Seung-Jae	KOR	DQ		

NOTE

First two (2) skaters from each heat qualify for Quarterfinals.

LEGEND**Qual.** Identification of Qualification**OR** Olympic record**Q** Qualified**QA** Advanced**DQ** Disqualified



RESULTS-INDIVIDUAL / RÉSULTATS-INDIVIDUEL

MEN 500m QUARTERFINALS
500 m HOMMES, QUARTS DE FINALE

SALT LAKE ICE CENTER SAT 23 FEB 2002 / SAM 23 FEV 2002 START TIME / DEBUT 18:44

World Record: 41.514	SCHOLTEN Jeffrey (CAN)	13 OCT 2001	Calgary (CAN)
Olympic Record: 42.326	GUILMETTE Jonathan (CAN)	23 FEB 2002	Salt Lake City (USA)

Race Number	Race Order	Rank	Helmet Number	Name	NOC	Result	Qual.	Record
80	1	1	316	GUILMETTE Jonathan	CAN	42.809	Q	
		2	369	OHNO Apolo Anton	USA	42.895	Q	
		3	339	CARTA Fabio	ITA	43.113		
		4	333	NACHBAR Arian	GER	43.626		
81	2	1	370	SMITH Rusty	USA	42.359	Q	
		2	315	GAGNON Marc	CAN	42.384	Q	
		3	343	NISHITANI Takafumi	JPN	42.535		
		4	340	FRANCESCHINA Nicola	ITA	DQ		
82	3	1	350	KIM Dong-Sung	KOR	41.806	Q	OR
		2	307	de DEYNE Wim	BEL	41.832	Q	
		3	324	LI Jiajun	CHN	1:04.514		
		4	327	LOSCOS Bruno	FRA	1:39.879		
83	4	1	347	TERAO Satoru	JPN	42.692	Q	
		2	321	FENG Kai	CHN	42.820	Q	
		3	300	BRADBURY Steven	AUS	44.982		
		4	328	MATHIEU Ludovic	FRA	1:13.328		
			310	van VOSSEL Simon	BEL	DQ		

NOTE

First two (2) skaters from each heat qualify for Semifinals.

LEGEND**Qual.** Identification of Qualification**OR** Olympic record**Q** Qualified**DQ** Disqualified



RESULTS-INDIVIDUAL / RÉSULTATS-INDIVIDUEL

MEN 500m SEMIFINALS
500 m HOMMES, DEMI-FINALES

SALT LAKE ICE CENTER SAT 23 FEB 2002 / SAM 23 FEV 2002 START TIME / DEBUT 19:34

World Record: 41.514	SCHOLTEN Jeffrey (CAN)	13 OCT 2001	Calgary (CAN)
Olympic Record: 41.806	KIM Dong-Sung (KOR)	23 FEB 2002	Salt Lake City (USA)

Race Number	Race Order	Rank	Helmet Number	Name	NOC	Result	Qual.	Record
86	1	1	370	SMITH Rusty	USA	41.916	Q	
		2	315	GAGNON Marc	CAN	41.981	Q	
		3	350	KIM Dong-Sung	KOR	41.990		
		4	307	de DEYNE Wim	BEL	42.823		
87	2	1	316	GUILMETTE Jonathan	CAN	42.201	Q	
		2	321	FENG Kai	CHN	42.266	Q	
		3	347	TERAO Satoru	JPN	1:05.790	QA	
			369	OHNO Apolo Anton	USA	DQ		

NOTE

First two (2) skaters from each heat qualify for Final A.

LEGEND**Qual.** Identification of Qualification**Q** Qualified**QA** Advanced**DQ** Disqualified



RESULTS-INDIVIDUAL / RÉSULTATS-INDIVIDUEL

MEN 500m FINALS
500 m HOMMES, FINALES

SALT LAKE ICE CENTER SAT 23 FEB 2002 / SAM 23 FEV 2002 START TIME / DEBUT 20:10

World Record: 41.514	SCHOLTEN Jeffrey (CAN)	13 OCT 2001	Calgary (CAN)
Olympic Record: 41.806	KIM Dong-Sung (KOR)	23 FEB 2002	Salt Lake City (USA)

Race Number	Race Order	Rank	Helmet Number	Name	NOC	Result	Record
90	B	1	350	KIM Dong-Sung	KOR	42.076	
		2	307	de DEYNE Wim	BEL	42.961	
91	A	1	315	GAGNON Marc	CAN	41.802	OR
		2	316	GUILMETTE Jonathan	CAN	41.994	
		3	370	SMITH Rusty	USA	42.027	
		4	321	FENG Kai	CHN	42.112	
		5	347	TERAO Satoru	JPN	42.219	

LEGEND

OR Olympic record



FINAL CLASSIFICATION ANALYSIS-INDIVIDUAL / ANALYSE DU CLASSEMENT FINAL-IND.

MEN 500m
500 m HOMMES
SALT LAKE ICE CENTER

World Record: 41.514	SCHOLTEN Jeffrey (CAN)	13 OCT 2001	Calgary (CAN)
Olympic Record: 42.756	NISHITANI Takafumi (JPN)	21 FEB 1998	Nagano (JPN)

Group	Rank	Helmet Number	Name	NOC	Seeding Points
Finalists	1	315	GAGNON Marc	CAN	A(1)
	2	316	GUILMETTE Jonathan	CAN	A(2)
	3	370	SMITH Rusty	USA	A(3)
	4	321	FENG Kai	CHN	A(4)
	5	347	TERAO Satoru	JPN	A(5)
	6	350	KIM Dong-Sung	KOR	B(1)
	7	307	de DEYNE Wim	BEL	B(2)
Qualifiers	8	343	NISHITANI Takafumi	JPN	(47)
	9	339	CARTA Fabio	ITA	(47)
	10	324	LI Jiajun	CHN	(47)
	11	369	OHNO Apolo Anton	USA	(42)
	12	340	FRANCESCHINA Nicola	ITA	(34)
	13	310	van VOSSEL Simon	BEL	(34)
	14	300	BRADBURY Steven	AUS	(34)
	15	333	NACHBAR Arian	GER	(29)
	16	327	LOSCOS Bruno	FRA	(29)
	17	328	MATHIEU Ludovic	FRA	(21)
Participants	18	334	KNOCH Balazs	HUN	(13)
	19	329	ALLARDICE Dave	GBR	(13)
	20	357	JUFFERMANS Cees	NED	(13)
	21	364	JOHANSSON Martin	SWE	(13)
	22	330	FLACK Leon	GBR	(13)
	23	335	SZABO Krisztian	HUN	(13)
	24	363	UZAK Matus	SVK	(13)
	25	311	BOIADJIEV Miroslav	BUL	(8)
	26	358	JACKSON Mark	NZL	(8)
	27	362	ZDROJKOWSKI Krystian	POL	(8)
	28	304	McNEE Andrew	AUS	(8)
	29	354	JARGALANCHULUUN Ganbat	MGL	(8)
	30	365	HRYHORYEV Volodymyr	UKR	(8)
	31	312	PANDOV Assen	BUL	(8)
	351	LEE Seung-Jae	KOR	(0)	

NOTE

Seeding points for finalists represent the competitors' participation in the final (group A or B) and their rank (in brackets) in the corresponding final.



TIME ANALYSIS-INDIVIDUAL / ANALYSE DES TEMPS-INDIVIDUEL

MEN 500m
500 m HOMMES
SALT LAKE ICE CENTER

World Record: 41.514	SCHOLTEN Jeffrey (CAN)	13 OCT 2001	Calgary (CAN)
Olympic Record: 42.756	NISHITANI Takafumi (JPN)	21 FEB 1998	Nagano (JPN)

Rank	Final Classification	Helmet Number	Name	NOC	Time	Record
1	1	315	GAGNON Marc	CAN	41.802	OR
2	6	350	KIM Dong-Sung	KOR	41.806	OR
3	7	307	de DEYNE Wim	BEL	41.832	
4	3	370	SMITH Rusty	USA	41.916	
5	2	316	GUILMETTE Jonathan	CAN	41.994	
6	4	321	FENG Kai	CHN	42.112	
7	5	347	TERAO Satoru	JPN	42.219	
8	18	334	KNOCH Balazs	HUN	42.533	
9	8	343	NISHITANI Takafumi	JPN	42.535	
10	12	340	FRANCESCHINA Nicola	ITA	42.876	
11	11	369	OHNO Apolo Anton	USA	42.895	
12	19	329	ALLARDICE Dave	GBR	42.980	
13	9	339	CARTA Fabio	ITA	43.113	
14	13	310	van VOSSEL Simon	BEL	43.119	
15	14	300	BRADBURY Steven	AUS	43.226	
16	20	357	JUFFERMANS Cees	NED	43.253	
17	21	364	JOHANSSON Martin	SWE	43.435	
18	25	311	BOIADJIEV Miroslav	BUL	43.462	
19	15	333	NACHBAR Arian	GER	43.626	
20	10	324	LI Jiajun	CHN	43.690	
21	17	328	MATHIEU Ludovic	FRA	43.790	
22	16	327	LOSCOS Bruno	FRA	43.864	
23	22	330	FLACK Leon	GBR	43.965	
24	26	358	JACKSON Mark	NZL	44.064	
25	27	362	ZDROJKOWSKI Krystian	POL	44.117	
26	23	335	SZABO Krisztian	HUN	44.143	
27	28	304	McNEE Andrew	AUS	44.289	
28	24	363	UZAK Matus	SVK	44.499	
29	29	354	JARGALANCHULUUN Ganbat	MGL	52.225	
30	30	365	HRYHORYEV Volodymyr	UKR	1:10.431	
31	31	312	PANDOV Assen	BUL	1:17.124	
		351	LEE Seung-Jae	KOR		DQ

LEGEND

DQ Disqualified

OR Olympic record



RESULTS-INDIVIDUAL / RÉSULTATS-INDIVIDUEL

MEN 1000m HEATS
1000m HOMMES, SÉRIES

SALT LAKE ICE CENTER WED 13 FEB 2002 / MER 13 FEV 2002 START TIME / DEBUT 18:45

World Record: 1:25.985	ROBILLARD Steve (CAN)	14 OCT 2001	Calgary (CAN)
Olympic Record: 1:29.398	TERAO Satoru (JPN)	17 FEB 1998	Nagano (JPN)

Race Number	Race Order	Rank	Helmet Number	Name	NOC	Result	Qual.	Record
6	1	1	307	de DEYNE Wim	BEL	1:30.950	Q	
		2	347	TERAO Satoru	JPN	1:31.025	Q	
		3	358	JACKSON Mark	NZL	1:32.276		
		4	311	BOIADJIEV Miroslav	BUL	1:32.421		
7	2	1	300	BRADBURY Steven	AUS	1:30.956	Q	
		2	341	RODIGARI Nicola	ITA	1:30.991	Q	
		3	334	KNOCH Balazs	HUN	1:31.061		
		4	308	GYSEL Pieter	BEL	1:31.290		
8	3	1	321	FENG Kai	CHN	1:32.554	Q	
		2	305	McNEE Mark	AUS	1:39.325	Q	
			326	DURAND Gregory	FRA	DQ		
			365	HRYPORYEV Volodymyr	UKR	DQ		
9	4	1	346	TAMURA Naoya	JPN	1:28.867	Q	
		2	330	FLACK Leon	GBR	1:29.584	Q	
		3	362	ZDROJKOWSKI Krystian	POL	1:30.026		
			364	JOHANSSON Martin	SWE	DQ		
10	5	1	339	CARTA Fabio	ITA	1:28.520	Q	
		2	315	GAGNON Marc	CAN	1:28.718	Q	
		3	357	JUFFERMANS Cees	NED	1:29.249		
		4	363	UZAK Matus	SVK	2:17.608		
11	6	1	350	KIM Dong-Sung	KOR	1:32.901	Q	
		2	369	OHNO Apolo Anton	USA	1:33.167	Q	
		3	333	NACHBAR Arian	GER	1:33.585		
		4	355	OKTYABRI Battulga	MGL	1:47.213		
12	7	1	370	SMITH Rusty	USA	1:28.183	Q	OR
		2	319	TURCOTTE Mathieu	CAN	1:28.229	Q	
		3	327	LOSCOS Bruno	FRA	1:28.532		
		4	313	PANDOV Kiril	BUL	1:31.842		
13	8	1	348	AHN Hyun-Soo	KOR	1:30.252	Q	
		2	324	LI Jiajun	CHN	1:30.447	Q	
		3	336	SZANTO Kornel	HUN	1:31.391		
		4	331	GOOCH Nicky	GBR	1:38.034		

NOTE

First two (2) skaters from each heat qualify for Quarterfinals.

LEGEND**Qual.** Identification of Qualification**OR** Olympic record**Q** Qualified**DQ** Disqualified



RESULTS-INDIVIDUAL / RÉSULTATS-INDIVIDUEL

MEN 1000m QUARTERFINALS
1000m HOMMES, QUARTS DE FINALE

SALT LAKE ICE CENTER SAT 16 FEB 2002 / SAM 16 FEV 2002 START TIME / DEBUT 19:20

World Record: 1:25.985	ROBILLARD Steve (CAN)	14 OCT 2001	Calgary (CAN)
Olympic Record: 1:28.183	SMITH Rusty (USA)	13 FEB 2002	Salt Lake City (USA)

Race Number	Race Order	Rank	Helmet Number	Name	NOC	Result	Qual.	Record
29	1	1	339	CARTA Fabio	ITA	1:28.186	Q	
		2	347	TERAO Satoru	JPN	1:28.241	Q	
		3	321	FENG Kai	CHN	1:28.424		
		4	330	FLACK Leon	GBR	1:28.604		
30	2	1	369	OHNO Apolo Anton	USA	1:28.650	Q	
		2	300	BRADBURY Steven	AUS	1:29.265	Q	
		3	346	TAMURA Naoya	JPN	1:29.864	QA	
		315	GAGNON Marc	CAN	DQ			
31	3	1	319	TURCOTTE Mathieu	CAN	1:27.185	Q	OR
		2	348	AHN Hyun-Soo	KOR	1:27.201	Q	
		3	341	RODIGARI Nicola	ITA	1:27.578		
		4	307	de DEYNE Wim	BEL	1:27.785		
32	4	1	350	KIM Dong-Sung	KOR	1:27.429	Q	
		2	324	LI Jiajun	CHN	1:27.467	Q	
		3	370	SMITH Rusty	USA	1:28.078		
		4	305	McNEE Mark	AUS	1:46.701		

NOTE

First two (2) skaters from each heat qualify for Semifinals.

LEGEND**Qual.** Identification of Qualification**OR** Olympic record**Q** Qualified**QA** Advanced**DQ** Disqualified



RESULTS-INDIVIDUAL / RÉSULTATS-INDIVIDUEL

MEN 1000m SEMIFINALS 1000m HOMMES, DEMI-FINALES

SALT LAKE ICE CENTER SAT 16 FEB 2002 / SAM 16 FEV 2002 START TIME / DEBUT 20:08

World Record: 1:25.985	ROBILLARD Steve (CAN)	14 OCT 2001	Calgary (CAN)
Olympic Record: 1:27.185	TURCOTTE Mathieu (CAN)	16 FEB 2002	Salt Lake City (USA)

Race Number	Race Order	Rank	Helmet Number	Name	NOC	Result	Qual.	Record
37	1	1	300	BRADBURY Steven	AUS	1:29.189	Q	
		2	324	LI Jiajun	CHN	1:30.592	Q	
		3	319	TURCOTTE Mathieu	CAN	1:35.155	QA	
		4	350	KIM Dong-Sung	KOR	1:52.645		
			347	TERAO Satoru	JPN	DQ		
38	2	1	369	OHNO Apolo Anton	USA	1:27.428	Q	
		2	348	AHN Hyun-Soo	KOR	1:27.469	Q	
		3	339	CARTA Fabio	ITA	1:27.492		
		4	346	TAMURA Naoya	JPN	1:27.751		

NOTE

First two (2) skaters from each heat qualify for Final A.

LEGEND

Qual. Identification of Qualification

Q Qualified

QA Advanced

DQ Disqualified



RESULTS-INDIVIDUAL / RÉSULTATS-INDIVIDUEL

MEN 1000m FINALS 1000m HOMMES, FINALES

SALT LAKE ICE CENTER SAT 16 FEB 2002 / SAM 16 FEV 2002 START TIME / DEBUT 20:46

World Record: 1:25.985	ROBILLARD Steve (CAN)	14 OCT 2001	Calgary (CAN)
Olympic Record: 1:27.185	TURCOTTE Mathieu (CAN)	16 FEB 2002	Salt Lake City (USA)

Race Number	Race Order	Rank	Helmet Number	Name	NOC	Result	Record
41	B	1	350	KIM Dong-Sung	KOR	1:35.582	
		2	339	CARTA Fabio	ITA	1:35.589	
		3	346	TAMURA Naoya	JPN	1:35.823	
42	A	1	300	BRADBURY Steven	AUS	1:29.109	
		2	369	OHNO Apolo Anton	USA	1:30.160	
		3	319	TURCOTTE Mathieu	CAN	1:30.563	
		4	348	AHN Hyun-Soo	KOR	1:32.519	
			324	LI Jiajun	CHN	DQ	

LEGEND
DQ Disqualified



FINAL CLASSIFICATION ANALYSIS-INDIVIDUAL / ANALYSE DU CLASSEMENT FINAL-IND.

MEN 1000m
1000m HOMMES
SALT LAKE ICE CENTER

World Record: 1:25.985	ROBILLARD Steve (CAN)	14 OCT 2001	Calgary (CAN)
Olympic Record: 1:29.398	TERAO Satoru (JPN)	17 FEB 1998	Nagano (JPN)

Group	Rank	Helmet Number	Name	NOC	Seeding Points
Finalists	1	300	BRADBURY Steven	AUS	A(1)
	2	369	OHNO Apolo Anton	USA	A(2)
	3	319	TURCOTTE Mathieu	CAN	A(3)
	4	348	AHN Hyun-Soo	KOR	A(4)
	5	350	KIM Dong-Sung	KOR	B(1)
	6	339	CARTA Fabio	ITA	B(2)
	7	346	TAMURA Naoya	JPN	B(3)
	8	324	LI Jiajun	CHN	A(DQ), 63
Qualifiers	9	370	SMITH Rusty	USA	(47)
	10	321	FENG Kai	CHN	(47)
	11	307	de DEYNE Wim	BEL	(42)
	12	347	TERAO Satoru	JPN	(42)
	13	341	RODIGARI Nicola	ITA	(34)
	14	330	FLACK Leon	GBR	(29)
	15	305	McNEE Mark	AUS	(29)
	16	315	GAGNON Marc	CAN	(21)
Participants	17	327	LOSCOS Bruno	FRA	(13)
	18	357	JUFFERMANS Cees	NED	(13)
	19	362	ZDROJKOWSKI Krystian	POL	(13)
	20	334	KNOCH Balazs	HUN	(13)
	21	336	SZANTO Kornel	HUN	(13)
	22	358	JACKSON Mark	NZL	(13)
	23	333	NACHBAR Arian	GER	(13)
	24	308	GYSEL Pieter	BEL	(8)
	25	313	PANDOV Kiril	BUL	(8)
	26	311	BOIADJIEV Miroslav	BUL	(8)
	27	331	GOOCH Nicky	GBR	(8)
	28	355	OKTYABRI Battulga	MGL	(8)
29	363	UZAK Matus	SVK	(8)	
		326	DURAND Gregory	FRA	(0)
		365	HRZHORYEV Volodymyr	UKR	(0)
		364	JOHANSSON Martin	SWE	(0)

NOTE

Seeding points for finalists represent the competitors' participation in the final (group A or B) and their rank (in brackets) in the corresponding final.

LEGEND

DQ Disqualified



TIME ANALYSIS-INDIVIDUAL / ANALYSE DES TEMPS-INDIVIDUEL

MEN 1000m
1000m HOMMES
SALT LAKE ICE CENTER

World Record: 1:25.985	ROBILLARD Steve (CAN)	14 OCT 2001	Calgary (CAN)
Olympic Record: 1:29.398	TERAO Satoru (JPN)	17 FEB 1998	Nagano (JPN)

Rank	Final Classification	Helmet Number	Name	NOC	Time	Record
1	3	319	TURCOTTE Mathieu	CAN	1:27.185	OR
2	4	348	AHN Hyun-Soo	KOR	1:27.201	
3	2	369	OHNO Apolo Anton	USA	1:27.428	
4	5	350	KIM Dong-Sung	KOR	1:27.429	
5	8	324	LI Jiajun	CHN	1:27.467	
6	6	339	CARTA Fabio	ITA	1:27.492	
7	13	341	RODIGARI Nicola	ITA	1:27.578	
8	7	346	TAMURA Naoya	JPN	1:27.751	
9	11	307	de DEYNE Wim	BEL	1:27.785	
10	9	370	SMITH Rusty	USA	1:28.078	
11	12	347	TERAO Satoru	JPN	1:28.241	
12	10	321	FENG Kai	CHN	1:28.424	
13	17	327	LOSCOS Bruno	FRA	1:28.532	
14	14	330	FLACK Leon	GBR	1:28.604	
15	16	315	GAGNON Marc	CAN	1:28.718	
16	1	300	BRADBURY Steven	AUS	1:29.109	
17	18	357	JUFFERMANS Cees	NED	1:29.249	
18	19	362	ZDROJKOWSKI Krystian	POL	1:30.026	
19	20	334	KNOCH Balazs	HUN	1:31.061	
20	24	308	GYSEL Pieter	BEL	1:31.290	
21	21	336	SZANTO Kornel	HUN	1:31.391	
22	25	313	PANDOV Kiril	BUL	1:31.842	
23	22	358	JACKSON Mark	NZL	1:32.276	
24	26	311	BOIADJIEV Miroslav	BUL	1:32.421	
25	23	333	NACHBAR Arian	GER	1:33.585	
26	27	331	GOOCH Nicky	GBR	1:38.034	
27	15	305	McNEE Mark	AUS	1:39.325	
28	28	355	OKTYABRI Battulga	MGL	1:47.213	
29	29	363	UZAK Matus	SVK	2:17.608	
		326	DURAND Gregory	FRA		DQ
		365	HRYHORYEV Volodymyr	UKR		DQ
		364	JOHANSSON Martin	SWE		DQ

LEGEND

DQ Disqualified

OR Olympic record



RESULTS-INDIVIDUAL / RÉSULTATS-INDIVIDUEL

MEN 1500m HEATS
1500 m HOMMES, SÉRIES

SALT LAKE ICE CENTER WED 20 FEB 2002 / MER 20 FEV 2002 START TIME / DEBUT 18:00

World Record: 2:13.728 OHNO Apolo Anton (USA) 15 DEC 2001 Kearns (USA)

Race Number	Race Order	Rank	Helmet Number	Name	NOC	Result	Qual.	Record
47	1	1	348	AHN Hyun-Soo	KOR	2:23.287	Q	
		2	327	LOSCOS Bruno	FRA	2:23.517	Q	
		3	347	TERAO Satoru	JPN	2:23.680	Q	
		4	308	GYSEL Pieter	BEL	2:24.161		
		5	365	HRYHORYEV Volodymyr	UKR	2:25.316		
48	2	1	339	CARTA Fabio	ITA	2:26.644	Q	
		2	369	OHNO Apolo Anton	USA	2:26.809	Q	
		3	331	GOOCH Nicky	GBR	2:27.084	Q	
		4	336	SZANTO Kornel	HUN	2:27.467		
		5	305	McNEE Mark	AUS	2:27.840		
49	3	1	370	SMITH Rusty	USA	2:25.179	Q	
		2	324	LI Jiajun	CHN	2:25.347	Q	
		3	364	JOHANSSON Martin	SWE	2:25.824	Q	
		4	330	FLACK Leon	GBR	2:25.832		
		5	313	PANDOV Kiril	BUL	2:27.730		
50	4	1	350	KIM Dong-Sung	KOR	2:22.133	Q	
		2	332	HARTWIG Andre	GER	2:22.541	Q	
		3	300	BRADBURY Steven	AUS	2:22.632	Q	
		4	358	JACKSON Mark	NZL	2:22.906		
		5	362	ZDROJKOWSKI Krystian	POL	2:23.015		
51	5	1	322	GUO Wei	CHN	2:18.846	Q	OR
		2	341	RODIGARI Nicola	ITA	2:19.067	Q	
		3	311	BOIADJIEV Miroslav	BUL	2:22.082	Q	
		4	334	KNOCH Balazs	HUN	2:40.617		
		5	346	TAMURA Naoya	JPN	3:06.585		
52	6		316	GUILMETTE Jonathan	CAN		DQ	
		1	315	GAGNON Marc	CAN	2:20.126	Q	
		2	357	JUFFERMANS Cees	NED	2:20.397	Q	
		3	326	DURAND Gregory	FRA	2:20.496	Q	
		4	363	UZAK Matus	SVK	2:22.557		
			310	van VOSSSEL Simon	BEL		DQ	

NOTE

First three (3) skaters from each heat qualify for Semifinals.

LEGEND

Qual. Identification of Qualification

OR Olympic record

Q Qualified

DQ Disqualified



RESULTS-INDIVIDUAL / RÉSULTATS-INDIVIDUEL

MEN 1500m SEMIFINALS
1500 m HOMMES, DEMI-FINALES

SALT LAKE ICE CENTER WED 20 FEB 2002 / MER 20 FEV 2002 START TIME / DEBUT 19:32

World Record: 2:13.728	OHNO Apolo Anton (USA)	15 DEC 2001	Kearns (USA)
Olympic Record: 2:18.846	GUO Wei (CHN)	20 FEB 2002	Salt Lake City (USA)

Race Number	Race Order	Rank	Helmet Number	Name	NOC	Result	Qual.	Record
61	1	1	350	KIM Dong-Sung	KOR	2:15.942	Q	OR
		2	327	LOSCOS Bruno	FRA	2:15.981	Q	
		3	370	SMITH Rusty	USA	2:16.906		
		4	311	BOIADJIEV Miroslav	BUL	2:23.468		
		5	341	RODIGARI Nicola	ITA	2:53.907		
62	2		347	TERAO Satoru	JPN	DQ		
		1	339	CARTA Fabio	ITA	2:25.072	Q	
		2	369	OHNO Apolo Anton	USA	2:25.152	Q	
		3	322	GUO Wei	CHN	2:25.321		
		4	300	BRADBURY Steven	AUS	2:25.457		
		5	331	GOOCH Nicky	GBR	2:25.903		
63	3	6	332	HARTWIG Andre	GER	2:25.936		
		1	324	LI Jiajun	CHN	2:19.877	Q	
		2	315	GAGNON Marc	CAN	2:20.050	Q	
		3	357	JUFFERMANS Cees	NED	2:21.726		
		4	364	JOHANSSON Martin	SWE	2:24.032		
		5	326	DURAND Gregory	FRA	2:49.994		
			348	AHN Hyun-Soo	KOR	DQ		

NOTE

First two (2) skaters from each heat qualify for Final A.

LEGEND**Qual.** Identification of Qualification**OR** Olympic record**Q** Qualified**DQ** Disqualified



RESULTS-INDIVIDUAL / RÉSULTATS-INDIVIDUEL

MEN 1500m FINALS
1500 m HOMMES, FINALES

SALT LAKE ICE CENTER WED 20 FEB 2002 / MER 20 FEV 2002 START TIME / DEBUT 20:16

World Record: 2:13.728	OHNO Apolo Anton (USA)	15 DEC 2001	Kearns (USA)
Olympic Record: 2:15.942	KIM Dong-Sung (KOR)	20 FEB 2002	Salt Lake City (USA)

Race Number	Race Order	Rank	Helmet Number	Name	NOC	Result	Record
66	B	1	370	SMITH Rusty	USA	2:27.155	
		2	322	GUO Wei	CHN	2:27.376	
		3	357	JUFFERMANS Cees	NED	2:27.611	
		4	364	JOHANSSON Martin	SWE	2:28.559	
		5	300	BRADBURY Steven	AUS	2:28.604	
		6	311	BOIADJIEV Miroslav	BUL	2:29.307	
67	A	1	369	OHNO Apolo Anton	USA	2:18.541	
		2	324	LI Jiajun	CHN	2:18.731	
		3	315	GAGNON Marc	CAN	2:18.806	
		4	339	CARTA Fabio	ITA	2:18.947	
		5	327	LOSCOS Bruno	FRA	2:19.587	
			350	KIM Dong-Sung	KOR	DQ	

LEGEND

DQ Disqualified



FINAL CLASSIFICATION ANALYSIS-INDIVIDUAL / ANALYSE DU CLASSEMENT FINAL-IND.

MEN 1500m
1500 m HOMMES
SALT LAKE ICE CENTER

World Record: 2:13.728 OHNO Apolo Anton (USA) 15 DEC 2001 Kearns (USA)

Group	Rank	Helmet Number	Name	NOC	Seeding Points
Finalists	1	369	OHNO Apolo Anton	USA	A(1)
	2	324	LI Jiajun	CHN	A(2)
	3	315	GAGNON Marc	CAN	A(3)
	4	339	CARTA Fabio	ITA	A(4)
	5	327	LOSCOS Bruno	FRA	A(5)
	6	370	SMITH Rusty	USA	B(1)
	7	322	GUO Wei	CHN	B(2)
	8	357	JUFFERMANS Cees	NED	B(3)
	9	364	JOHANSSON Martin	SWE	B(4)
	10	300	BRADBURY Steven	AUS	B(5)
	11	311	BOIADJIEV Miroslav	BUL	B(6)
	12	350	KIM Dong-Sung	KOR	A(DQ), 68
Qualifiers	13	348	AHN Hyun-Soo	KOR	(34)
	14	341	RODIGARI Nicola	ITA	(26)
	15	332	HARTWIG Andre	GER	(24)
	16	326	DURAND Gregory	FRA	(18)
	17	331	GOOCH Nicky	GBR	(18)
	18	347	TERAO Satoru	JPN	(13)
Participants	19	363	UZAK Matus	SVK	(8)
	20	358	JACKSON Mark	NZL	(8)
	21	308	GYSEL Pieter	BEL	(8)
	22	330	FLACK Leon	GBR	(8)
	23	336	SZANTO Kornel	HUN	(8)
	24	334	KNOCH Balazs	HUN	(8)
	25	362	ZDROJKOWSKI Krystian	POL	(5)
	26	365	HRYHORYEV Volodymyr	UKR	(5)
	27	313	PANDOV Kiril	BUL	(5)
	28	305	McNEE Mark	AUS	(5)
	29	346	TAMURA Naoya	JPN	(5)
	316	GUILMETTE Jonathan	CAN	(0)	
	310	van VOSEL Simon	BEL	(0)	

NOTE

Seeding points for finalists represent the competitors' participation in the final (group A or B) and their rank (in brackets) in the corresponding final.

LEGEND

DQ Disqualified



TIME ANALYSIS-INDIVIDUAL / ANALYSE DES TEMPS-INDIVIDUEL

MEN 1500m
1500 m HOMMES
SALT LAKE ICE CENTER

World Record: 2:13.728		OHNO Apolo Anton (USA)		15 DEC 2001	Kearns (USA)	
Rank	Final Classification	Helmet Number	Name	NOC	Time	Record
1	12	350	KIM Dong-Sung	KOR	2:15.942	OR
2	5	327	LOSCOS Bruno	FRA	2:15.981	
3	6	370	SMITH Rusty	USA	2:16.906	
4	1	369	OHNO Apolo Anton	USA	2:18.541	
5	2	324	LI Jiajun	CHN	2:18.731	
6	3	315	GAGNON Marc	CAN	2:18.806	
7	7	322	GUO Wei	CHN	2:18.846	OR
8	4	339	CARTA Fabio	ITA	2:18.947	
9	14	341	RODIGARI Nicola	ITA	2:19.067	
10	8	357	JUFFERMANS Cees	NED	2:20.397	
11	16	326	DURAND Gregory	FRA	2:20.496	
12	11	311	BOIADJIEV Miroslav	BUL	2:22.082	
13	15	332	HARTWIG Andre	GER	2:22.541	
14	19	363	UZAK Matus	SVK	2:22.557	
15	10	300	BRADBURY Steven	AUS	2:22.632	
16	20	358	JACKSON Mark	NZL	2:22.906	
17	25	362	ZDROJKOWSKI Krystian	POL	2:23.015	
18	13	348	AHN Hyun-Soo	KOR	2:23.287	
19	18	347	TERAO Satoru	JPN	2:23.680	
20	9	364	JOHANSSON Martin	SWE	2:24.032	
21	21	308	GYSEL Pieter	BEL	2:24.161	
22	26	365	HRYHORIEV Volodymyr	UKR	2:25.316	
23	22	330	FLACK Leon	GBR	2:25.832	
24	17	331	GOOCH Nicky	GBR	2:25.903	
25	23	336	SZANTO Kornel	HUN	2:27.467	
26	27	313	PANDOV Kiril	BUL	2:27.730	
27	28	305	McNEE Mark	AUS	2:27.840	
28	24	334	KNOCH Balazs	HUN	2:40.617	
29	29	346	TAMURA Naoya	JPN	3:06.585	
		316	GUILMETTE Jonathan	CAN	DQ	
		310	van VOSSEL Simon	BEL	DQ	

LEGEND

DQ Disqualified

OR Olympic record



RESULTS-RELAY / RÉSULTATS-RELAIS

**MEN 5000m RELAY SEMIFINALS
5000 m RELAIS HOMMES, DEMI-FINALES**

SALT LAKE ICE CENTER WED 13 FEB 2002 / MER 13 FEV 2002 START TIME / DEBUT 20:02

World Record: 6:43.730	Canada (CAN)	14 OCT 2001	Calgary (CAN)
Olympic Record: 7:01.660	Japan (JPN)	21 FEB 1998	Nagano (JPN)

Race Number	Race Order	Rank	Team	NOC	Result	Qual.	Record
17	1	1	Canada 314 BEDARD Eric 315 GAGNON Marc 318 TREMBLAY Francois-Louis 319 TURCOTTE Mathieu	CAN	6:45.455	Q	OR
		2	China 324 LI Jiajun 321 FENG Kai 322 GUO Wei 320 AN Yulong	CHN	6:46.625	Q	
		3	Japan 343 NISHITANI Takafumi 347 TERAOKA Satoru 346 TAMURA Naoya 342 KODERA Takehiro	JPN	6:50.925		
		4	Belgium 308 GYSEL Pieter 310 van VOSSEL Simon 309 JANSSENS Ward 307 de DEYNE Wim	BEL	6:56.389		
18	2	1	USA 366 BIONDO Ron 369 OHNO Apolo Anton 370 SMITH Rusty 371 WEINSTEIN Daniel	USA	7:09.788	Q	
		2	Italy 340 FRANCESCHINA Nicola 341 RODIGARI Nicola 339 CARTA Fabio 337 ANTONIOLI Michele	ITA	7:10.787	Q	
		3	Australia 300 BRADBURY Steven 303 McEWAN Alex 304 McNEE Andrew 302 LEE Stephen	AUS	7:19.177		
			Korea 350 KIM Dong-Sung 352 MIN Ryoung 351 LEE Seung-Jae 353 OH Se-Jong	KOR		DQ	



RESULTS-RELAY / RÉSULTATS-RELAIS

MEN 5000m RELAY SEMIFINALS
5000 m RELAIS HOMMES, DEMI-FINALES

SALT LAKE ICE CENTER WED 13 FEB 2002 / MER 13 FEV 2002 START TIME / DEBUT 20:02

World Record: 6:43.730	Canada (CAN)	14 OCT 2001	Calgary (CAN)
Olympic Record: 7:01.660	Japan (JPN)	21 FEB 1998	Nagano (JPN)

NOTE

First two (2) Teams from each heat qualify for Final A.

LEGEND

Qual. Identification of Qualification

OR Olympic record

Q Qualified

DQ Disqualified



RESULTS-RELAY / RÉSULTATS-RELAIS

MEN 5000m RELAY FINALS 5000 m RELAIS HOMMES, FINALES

SALT LAKE ICE CENTER SAT 23 FEB 2002 / SAM 23 FEV 2002 START TIME / DEBUT 20:47

World Record: 6:43.730	Canada (CAN)	14 OCT 2001	Calgary (CAN)
Olympic Record: 6:45.455	Canada (CAN)	13 FEB 2002	Salt Lake City (USA)

Race Number	Race Order	Rank	Team	NOC	Result	Record
92	B	1	Japan 343 NISHITANI Takafumi 347 TERAO Satoru 344 SHINOHARA Yugo 342 KODERA Takehiro	JPN	7:19.893	
		2	Australia 303 McEWAN Alex 302 LEE Stephen 300 BRADBURY Steven 304 McNEE Andrew	AUS	7:45.271	
			Belgium 308 GYSEL Pieter 310 van VOSSEL Simon 309 JANSSENS Ward 307 de DEYNE Wim	BEL	DQ	
93	A	1	Canada 319 TURCOTTE Mathieu 318 TREMBLAY Francois-Louis 315 GAGNON Marc 316 GUILMETTE Jonathan	CAN	6:51.579	
		2	Italy 340 FRANCESCHINA Nicola 341 RODIGARI Nicola 339 CARTA Fabio 338 CARNINO Maurizio	ITA	6:56.327	
		3	China 324 LI Jiajun 321 FENG Kai 325 LI Ye 322 GUO Wei	CHN	6:59.633	
		4	USA 366 BIONDO Ron 369 OHNO Apolo Anton 370 SMITH Rusty 371 WEINSTEIN Daniel	USA	7:03.926	

LEGEND
DQ Disqualified



FINAL CLASSIFICATION ANALYSIS-RELAY / ANALYSE DU CLASSEMENT FINAL-RELAIS

MEN 5000m RELAY
5000 m RELAIS HOMMES
SALT LAKE ICE CENTER

World Record: 6:43.730	Canada (CAN)	14 OCT 2001	Calgary (CAN)
Olympic Record: 7:01.660	Japan (JPN)	21 FEB 1998	Nagano (JPN)

Group	Rank	Name	Semifinals	Finals	NOC	Seeding Points
Finalists	1	Canada			CAN	A(1)
		314 BEDARD Eric	X			
		315 GAGNON Marc	X	X		
		316 GUILMETTE Jonathan		X		
		318 TREMBLAY Francois-Louis	X	X		
		319 TURCOTTE Mathieu	X	X		
	2	Italy			ITA	A(2)
		337 ANTONIOLI Michele	X			
		338 CARNINO Maurizio		X		
		339 CARTA Fabio	X	X		
		340 FRANCESCHINA Nicola	X	X		
		341 RODIGARI Nicola	X	X		
	3	China			CHN	A(3)
		320 AN Yulong	X			
		321 FENG Kai	X	X		
		322 GUO Wei	X	X		
		324 LI Jiajun	X	X		
		325 LI Ye		X		
	4	USA			USA	A(4)
		366 BIONDO Ron	X	X		
	368 KEPKA J. P.					
	369 OHNO Apolo Anton	X	X			
	370 SMITH Rusty	X	X			
	371 WEINSTEIN Daniel	X	X			
5	Japan			JPN	B(1)	
	342 KODERA Takehiro	X	X			
	343 NISHITANI Takafumi	X	X			
	344 SHINOHARA Yugo		X			
	346 TAMURA Naoya	X				
	347 TERA0 Satoru	X	X			
6	Australia			AUS	B(2)	
	300 BRADBURY Steven	X	X			
	302 LEE Stephen	X	X			
	303 McEWAN Alex	X	X			
	304 McNEE Andrew	X	X			
	305 McNEE Mark					



FINAL CLASSIFICATION ANALYSIS-RELAY / ANALYSE DU CLASSEMENT FINAL-RELAIS

MEN 5000m RELAY
5000 m RELAIS HOMMES
SALT LAKE ICE CENTER

World Record: 6:43.730	Canada (CAN)	14 OCT 2001	Calgary (CAN)
Olympic Record: 7:01.660	Japan (JPN)	21 FEB 1998	Nagano (JPN)

Group	Rank	Name	Semifinals	Finals	NOC	Seeding Points
Finalists	7	Belgium			BEL	B(DQ), 8
		307 de DEYNE Wim	X	X		
		308 GYSEL Pieter	X	X		
		309 JANSSENS Ward	X	X		
		310 van VOSSEL Simon	X	X		
Qualifiers		Korea			KOR	(0)
		348 AHN Hyun-Soo				
		350 KIM Dong-Sung	X			
		351 LEE Seung-Jae	X			
		352 MIN Ryoung	X			
		353 OH Se-Jong	X			

NOTE

Seeding points for finalists represent the teams' participation in the final (group A or B) and their rank (in brackets) in the corresponding final.

LEGEND

DQ Disqualified



TIME ANALYSIS-RELAY / ANALYSE DES TEMPS-RELAIS

MEN 5000m RELAY
5000 m RELAIS HOMMES
SALT LAKE ICE CENTER

World Record: 6:43.730	Canada (CAN)	14 OCT 2001	Calgary (CAN)
Olympic Record: 7:01.660	Japan (JPN)	21 FEB 1998	Nagano (JPN)

Final					
Rank	Classification	Name	NOC	Time	Record
1	1	Canada 314 BEDARD Eric 315 GAGNON Marc 318 TREMBLAY Francois-Louis 319 TURCOTTE Mathieu	CAN	6:45.455	OR
2	3	China 320 AN Yulong 321 FENG Kai 322 GUO Wei 324 LI Jiajun	CHN	6:46.625	
3	5	Japan 342 KODERA Takehiro 343 NISHITANI Takafumi 346 TAMURA Naoya 347 TERAOKA Satoru	JPN	6:50.925	
4	2	Italy 338 CARNINO Maurizio 339 CARTA Fabio 340 FRANCESCHINA Nicola 341 RODIGARI Nicola	ITA	6:56.327	
5	7	Belgium 307 de DEYNE Wim 308 GYSEL Pieter 309 JANSSENS Ward 310 van VOSSSEL Simon	BEL	6:56.389	
6	4	USA 366 BIONDO Ron 369 OHNO Apolo Anton 370 SMITH Rusty 371 WEINSTEIN Daniel	USA	7:03.926	
7	6	Australia 300 BRADBURY Steven 302 LEE Stephen 303 McEWAN Alex 304 McNEE Andrew	AUS	7:19.177	
		Korea 350 KIM Dong-Sung 351 LEE Seung-Jae 352 MIN Ryoung 353 OH Se-Jong	KOR		DQ

LEGEND

DQ Disqualified

OR Olympic record

S K E L E T O N S K E L E T O N



Jim Shea, USA, Men's Skeleton

J O H N H U E T



Skeleton Content

General

- Competition Schedule
- Number of Entries by NOC
- Entry List by NOC
- Medallists by Event
- Medal Standings
- Official Communication

Men's

- Results - Training Day 1 (Men)
- Performance Analysis by Start Order - Training Day 1 (Men)
- Results - Training Day 2 (Men)
- Performance Analysis by Start Order - Training Day 2 (Men)
- Results - Training Day 3 (Men)
- Performance Analysis by Start Order - Training Day 3 (Men)
- Start List - Competition - Run 1 (Men)
- Start List - Competition - Run 2 (Men)
- Official Results - Competition - (Men)
- Performance Analysis - Competition (Men)
- Competition Data
- New Track Record

Women's

- Results - Training Day 1 (Women)
- Performance Analysis by Start Order - Training Day 1 (Women)
- Results - Training Day 2 (Women)
- Performance Analysis by Start Order - Training Day 2 (Women)
- Results - Training Day 3 (Women)
- Performance Analysis by Start Order - Training Day 3 (Women)
- Start List - Competition - Run 1 (Women)
- Start List - Competition - Run 2 (Women)
- Official Results - Competition - (Women)
- Performance Analysis - Competition (Women)
- Competition Data
- New Track Record

**COMPETITION SCHEDULE / CALENDRIER DES ÉPREUVES**

WED 20 FEB 2002 / MER 20 FEV 2002 9:43

Date	Start Time	Estimated Finish Time	Event	Location
20 FEB 2002	9:00	9:45	Men's Heat 1	UOP Track
	9:50	10:15	Women's Heat 1	Utah Olympic Park
	10:20	11:00	Men's Heat 2	UOP Track
	11:05	11:30	Women's Heat 2	UOP Track



Number of Entries by NOC / Nombre de participant(e)s par CNO

NOC		Men's	Women's	Total
Argentina	ARG	1		1
Austria	AUT	2		2
Canada	CAN	3	2	5
Czech Republic	CZE	1		1
France	FRA	1		1
Great Britain	GBR	1	1	2
Germany	GER	2	2	4
Greece	GRE	1	1	2
Ireland	IRL	1		1
Italy	ITA	1	1	2
Japan	JPN	2	1	3
Korea	KOR	1		1
Latvia	LAT	1		1
Mexico	MEX	1		1
Norway	NOR	1		1
New Zealand	NZL		1	1
Russian Federation	RUS	1	1	2
Switzerland	SUI	2	1	3
United States of America	USA	3	2	5
Total	19	26	13	39



Entry List by NOC / Liste des participant(e)s par CNO

NOC	Name	Gender	Discipline or Function	Date of Birth	Height	Weight
Argentina (ARG)						
	GLESSNER German A	Men	Athlete	08 Mar 1974	1.79 m (5'10")	78 kg (172 lbs)
Austria (AUT)						
	AUER Christian	Men	Athlete	04 Apr 1966	1.70 m (5'7")	71 kg (157 lbs)
	RETTL Martin	Men	Athlete	25 Nov 1973	1.84 m (6'0")	71 kg (157 lbs)
	GRUENBERGER Michael		Coach			
	GUGGENBERGER Mario		Coach			
	STERN Werner		Physiotherapist			
Canada (CAN)						
	ALCOCK Lindsay	Women	Athlete	06 Oct 1977	1.70 m (5'7")	64 kg (141 lbs)
	GIBSON Duff	Men	Athlete	11 Aug 1966	1.80 m (5'11")	95 kg (210 lbs)
	KELLY Michelle	Women	Athlete	07 Nov 1974	1.64 m (5'5")	64 kg (141 lbs)
	PAIN Jeff	Men	Athlete	14 Dec 1970	1.93 m (6'4")	98 kg (216 lbs)
	RICHARD Pascal	Men	Athlete	27 Mar 1972	1.91 m (6'3")	94 kg (208 lbs)
	ANDERSON Patrick		Technical Personnel			
	WOOD Mark James		Coach			
Czech Republic (CZE)						
	CHUCHLA Josef	Men	Athlete	27 Jun 1973	1.84 m (6'0")	80 kg (177 lbs)
	LUBAS Pavel		Coach			
France (FRA)						
	CAVORET Philippe	Men	Athlete	11 Jan 1968	1.80 m (5'11")	82 kg (181 lbs)
	SIMIAN Jerome		Coach			
Great Britain (GBR)						
	BROMLEY Kristan	Men	Athlete	07 Mar 1972	1.78 m (5'10")	68 kg (150 lbs)
	COOMBER Alex	Women	Athlete	28 Dec 1973	1.62 m (5'4")	51 kg (113 lbs)
	COOMBER Mark		Coach			
	SCHMID Andreas		Coach			
	SCHMID Thomas		Coach			
Germany (GER)						
	HANZLIK Steffi	Women	Athlete	30 Dec 1975	1.69 m (5'7")	65 kg (143 lbs)
	KLEBER Frank	Men	Athlete	11 Feb 1981	1.85 m (6'1")	77 kg (170 lbs)
	SARTOR Diana	Women	Athlete	23 Nov 1970	1.78 m (5'10")	65 kg (143 lbs)
	SCHNEIDER Wilfried	Men	Athlete	12 Mar 1963	1.72 m (5'8")	78 kg (172 lbs)
	HOFMANN Franz-Josef		Coach			
	JACOB Frank		Coach			
Greece (GRE)						
	NINOS Cindy	Women	Athlete	27 Mar 1972		
	VOUDOURIS Michael	Men	Athlete	23 Mar 1960	1.85 m (6'1")	80 kg (177 lbs)
	Panagiotis					
	LUXENBURGER Johannes		Coach			
	Andreas					
	ZANIAS Michail		Administrative Personnel			
Ireland (IRL)						
	WROTTESELEY Clifton	Men	Athlete	10 Aug 1968	1.83 m (6'0")	83 kg (183 lbs)
	SCHUNDER Michael		Coach			
Italy (ITA)						



	LOCATI Dany	Women	Athlete	03 Jan 1977	1.70 m (5'7")	58 kg (128 lbs)
	STEGER Christian	Men	Athlete	15 Aug 1967	1.86 m (6'1")	88 kg (194 lbs)
	BERTAZZO Pierluigi		Coach			
	ROSSI Pietro		Team Leader			
Japan (JPN)						
	INADA Masaru	Men	Athlete	02 Nov 1978	1.74 m (5'9")	82 kg (181 lbs)
	KOSHI Kazuhiro	Men	Athlete	23 Dec 1964	1.73 m (5'8")	76 kg (168 lbs)
	NAKAYAMA Eiko	Women	Athlete	28 Sep 1970	1.60 m (5'3")	55 kg (121 lbs)
	USAMI Hideki		Team Leader			
	YAMADA Keiichi		Coach			
Korea (KOR)						
	KANG Kwang-Bae	Men	Athlete	29 Jul 1973		
Latvia (LAT)						
	DUKURS Tomass	Men	Athlete	02 Jul 1981	1.87 m (6'2")	75 kg (166 lbs)
	DUKURS Dainis		Coach			
Mexico (MEX)						
	CARRASCO Luis	Men	Athlete	02 Oct 1963	1.80 m (5'11")	76 kg (168 lbs)
	CHRISTIE Trevor		Coach			
Norway (NOR)						
	PEDERSEN Snorre	Men	Athlete	03 Jul 1972	1.76 m (5'9")	90 kg (199 lbs)
	KAVLI Einar		Coach			
New Zealand (NZL)						
	COUCH Liz	Women	Athlete	11 Oct 1974	1.58 m (5'2")	57 kg (126 lbs)
	KOTTMAN Markus		Coach			
Russian Federation (RUS)						
	ALADASHVILI Constantin	Men	Athlete	27 Nov 1977	1.75 m (5'9")	70 kg (155 lbs)
	MIRONOVA Ekaterina	Women	Athlete	03 Nov 1977	1.67 m (5'6")	56 kg (124 lbs)
	KOVALEVA Elena		Coach			
	MOMBAZETT Christophe Andre		Coach			
	SMIRNOV Serguei		Coach			
Switzerland (SUI)						
	PEDERSEN Maya	Women	Athlete	27 Nov 1972	1.63 m (5'4")	54 kg (119 lbs)
	POLETTI Felix	Men	Athlete	23 Jul 1965	1.74 m (5'9")	74 kg (163 lbs)
	STAEHLI Gregor	Men	Athlete	28 Feb 1968	1.71 m (5'7")	75 kg (166 lbs)
	NAEF Cornelia		Physiotherapist			
	VESCOLI Urs		Technical Personnel			
	WEGMANN Urs		Team Leader			
United States of America (USA)						
	DEWITT Lincoln	Men	Athlete	24 Apr 1967	1.88 m (6'2")	81 kg (179 lbs)
	GALE Tristan	Women	Athlete	10 Aug 1980	1.57 m (5'2")	52 kg (115 lbs)
	PARSLEY Lea Ann	Women	Athlete	12 Jun 1968	1.73 m (5'8")	65 kg (143 lbs)
	SHEA Jim	Men	Athlete	10 Jun 1968	1.80 m (5'11")	81 kg (179 lbs)
	SOULE Chris	Men	Athlete	05 Feb 1973	1.83 m (6'0")	79 kg (174 lbs)
	DAVENPORT Ryan Lee		Coach			
	ELLIS Kevin Ray		Coach			
	HOLLAND Hugh Terrence		Coach			
	VAICIULIS Peter John		Technical Personnel			
	VAUGHN Robert Carl		Team Leader			



WOMEN'S / DAMES

As of WED 20 FEB 2002

Event Name	Date	Medal	Name	NOC
Men`s	20 FEB 2002	Gold	SHEA Jim	United States of America
		Silver	RETTL Martin	Austria
		Bronze	STAEHLI Gregor	Switzerland
Women`s	20 FEB 2002	Gold	GALE Tristan	United States of America
		Silver	PARSLEY Lea Ann	United States of America
		Bronze	COOMBER Alex	Great Britain

Completed Events	Events still to be held
Men	
Women	



MEN'S / HOMMES

As of WED 20 FEB 2002

Rank	NOC	Men`s				Women`s				Total				Rank by Total
		Gold	Silver	Bronze	Total	Gold	Silver	Bronze	Total	Gold	Silver	Bronze	Total	
1	United States of America (USA)	1			1	1	1		2	2	1		3	1
2	Austria (AUT)		1		1						1		1	=2
=3	Switzerland (SUI)			1	1							1	1	=2
=3	Great Britain (GBR)							1	1			1	1	=2
	Total	1	1	1	3	1	1	1	3	2	2	2	6	

LEGEND:

An equal ("=") sign indicates a tie in ranking.

NOCs are ranked by the number of gold medals won first, then by silver medals won and finally bronze medals won. A ranking by total medals won is shown in the far right column.

Completed Events**Events still to be held**

Men

Women

**OFFICIAL COMMUNICATION / COMMUNIQUÉ OFFICIEL**

MEN'S TEAM CAPTAINS MEETING - DAY 1
HOMMES, RÉUNION DES CHEFS D'ÉQUIPE 1

UTAH OLYMPIC PARK SAT 16 FEB 2002 / SAM 16 FEV 2002 ISSUE TIME / TEMPS D'ISSUE 12:32

Jury Decision

Communication Number: 1

Men's and Women's skeleton heats will be run separately. The Women will not run in the same heat as the men.

Issued by: GEISSBUEHLER Ulrich, FIBT - SN President

For more details contact: Andrea Miller in Race Office



Men's



MEN'S TRAINING HEATS 1 & 2
HOMMES, ENTRAÎNEMENT, MANCHES 1 & 2

UTAH OLYMPIC PARK SUN 17 FEB 2002 / DIM 17 FEV 2002 START TIME / DEBUT 10:30

Start Order	Bib No.	NOC	Name	Push Time	Rk	Int. 1	Rk	Int. 2	Rk	Int. 3	Rk	Int. 4	Rk	Finish Time	Rk	Time Behind	Speed (km/h)	Speed (mph)
1	3	AUT	RETTL Martin	4.82	=2	19.73	1	28.86	1	38.31	2	43.77	2	49.05	1	0.00	130.9	81.3
				4.77	1	19.77	1	28.98	1	38.57	1	44.16	2	49.70	3	+0.13	130.0	80.8
2	2	AUT	AUER Christian	5.04	=14	20.13	=14	29.38	=15	38.98	=13	44.54	11	49.95	9	+0.90	128.6	79.9
				5.07	18	20.21	=15	29.53	15	39.28	14	45.05	15	50.76	15	+1.19	127.8	79.4
3	23	SUI	POLETTI Felix	5.13	21	20.38	22	29.78	22	39.58	22	45.27	22	50.87	20	+1.82	126.3	78.5
				5.10	=19	20.32	21	29.83	22	39.86	22	45.80	22	51.87	22	+2.30	124.7	77.5
4	22	SUI	STAEHLI Gregor	5.14	22	20.26	21	29.38	=15	38.79	7	44.23	6	49.54	5	+0.49	131.1	81.5
				5.10	=19	20.23	=17	29.42	11	38.92	8	44.42	8	49.86	6	+0.29	130.0	80.8
5	8	FRA	CAVORET Philippe	5.08	=18	20.25	20	29.66	21	39.48	21	45.14	20	50.63	18	+1.58	127.4	79.1
				5.13	23	20.35	22	29.64	=20	39.32	15	44.98	=13	50.61	13	+1.04	128.9	80.1
6	7	CZE	CHUCHLA Josef	4.95	8	20.02	9	29.40	=17	39.32	19	45.20	21	51.11	22	+2.06	126.2	78.4
				4.88	=5	19.96	6	29.43	12	39.53	18	45.49	20	51.68	21	+2.11	125.6	78.0
7	21	RUS	ALADASHVILI Constar	4.96	=9	20.07	11	29.41	19	39.22	18	45.09	19	50.95	21	+1.90	127.6	79.2
				4.96	10	20.11	=12	29.55	16	39.48	17	45.42	17	51.51	20	+1.94	126.1	78.3
8	15	JPN	KOSHI Kazuhiro	5.02	12	20.09	12	29.27	=7	38.82	8	44.33	7	49.69	7	+0.64	130.7	81.2
				4.98	=12	20.07	10	29.37	9	39.14	11	44.87	=11	50.55	12	+0.98	128.5	79.9
9	16	JPN	INADA Masaru	4.88	5	19.84	5	29.07	6	38.70	6	44.40	9	49.96	10	+0.91	129.1	80.2
				4.83	3	19.81	3	29.09	4	38.75	5	44.36	5	49.90	7	+0.33	128.6	79.9
10	20	NOR	PEDERSEN Snorre	5.12	20	20.18	18	29.37	=13	39.01	15	44.69	16	50.30	16	+1.25	130.0	80.8
				5.11	21	20.23	=17	29.48	13	39.23	=12	44.98	=13	50.62	14	+1.05	128.8	80.0
11	12	GRE	VOUDOURIS Michael I	5.30	24	20.59	23	30.06	23	39.97	23	45.87	23	52.01	23	+2.96	125.5	78.0
				5.33	26	20.71	25	30.20	24	40.24	24	46.33	25	52.72	26	+3.15	125.3	77.8
12	13	IRL	WROTTESELEY Clifton	5.05	17	20.14	16	29.36	12	38.94	=10	44.50	10	49.98	11	+0.93	129.4	80.4
				5.06	17	20.21	=15	29.51	14	39.23	=12	44.87	=11	50.41	11	+0.84	128.4	79.8
13	18	LAT	DUKURS Tomass	5.04	=14	20.21	19	29.55	20	39.33	20	45.03	18	50.66	19	+1.61	127.6	79.3
				5.05	16	20.23	=17	29.64	=20	39.62	20	45.47	19	51.28	=18	+1.71	126.6	78.7
14	19	MEX	CARRASCO Luis	5.26	23	20.61	24	30.29	24	40.44	24	46.40	24	52.34	24	+3.29	123.3	76.6
				5.23	24	20.67	24	30.27	25	40.50	26	46.52	26	52.53	25	+2.96	123.5	76.7
15	10	GER	SCHNEIDER Wilfried	4.96	=9	20.00	8	29.27	=7	39.02	=16	44.73	17	50.41	17	+1.36	128.7	80.0
				4.95	=8	20.25	20	29.57	=17	39.36	16	45.09	16	50.92	16	+1.35	128.3	79.7
16	11	GER	KLEBER Frank	4.92	7	19.95	7	29.27	=7	38.98	=13	44.66	15	50.27	15	+1.22	127.5	79.2
				4.95	=8	20.11	=12	29.57	=17	39.57	19	45.44	18	51.22	17	+1.65	125.7	78.1
17	17	KOR	KANG Kwang-Bae	5.33	25	20.85	25	30.60	=25	40.73	25	46.60	25	52.43	25	+3.38	121.8	75.6
				5.25	25	20.73	26	30.29	26	40.34	25	46.26	24	52.18	23	+2.61	124.7	77.5
18	24	USA	SHEA Jim	4.82	=2	19.76	3	28.92	=2	38.44	4	43.93	4	49.29	4	+0.24	130.4	81.0
				4.87	4	19.87	4	29.06	3	38.66	3	44.22	3	49.64	2	+0.07	130.1	80.8



MEN'S TRAINING HEATS 1 & 2
HOMMES, ENTRAÎNEMENT, MANCHES 1 & 2

UTAH OLYMPIC PARK SUN 17 FEB 2002 / DIM 17 FEV 2002 START TIME / DEBUT 10:30

Start Order	Bib No.	NOC	Name	Push Time	Rk	Int. 1	Rk	Int. 2	Rk	Int. 3	Rk	Int. 4	Rk	Finish Time	Rk	Time Behind	Speed (km/h)	Speed (mph)
19	25	USA	DEWITT Lincoln	4.81	1	19.74	2	28.98	5	38.58	5	44.16	5	49.64	6	+0.59	129.2	80.3
				4.81	2	19.80	2	29.03	2	38.69	4	44.32	4	49.78	4	+0.21	129.5	80.5
20	26	USA	SOULE Chris	4.91	6	19.85	6	28.93	4	38.26	1	43.73	1	49.14	2	+0.09	131.8	81.9
				4.98	=12	20.00	=7	29.11	5	38.58	2	44.10	1	49.57	1	0.00	131.3	81.5
21	9	GBR	BROMLEY Kristan	5.04	=14	20.13	=14	29.35	11	38.85	9	44.37	8	49.77	8	+0.72	129.5	80.5
				4.97	11	20.04	9	29.61	19	39.71	21	45.51	21	51.28	=18	+1.71	123.1	76.5
22	4	CAN	PAIN Jeff	4.86	4	19.79	4	28.92	=2	38.35	3	43.84	3	49.23	3	+0.18	130.9	81.3
				4.88	=5	19.93	5	29.15	6	38.78	6	44.41	7	49.91	8	+0.34	129.7	80.6
23	5	CAN	GIBSON Duff	4.96	=9	20.04	10	29.29	10	38.94	=10	44.58	=12	50.15	14	+1.10	129.4	80.4
				4.89	7	20.00	=7	29.29	8	39.01	=9	44.70	9	50.30	9	+0.73	128.7	79.9
24	6	CAN	RICHARD Pascal	5.03	13	20.10	13	29.37	=13	38.97	12	44.58	=12	50.13	=12	+1.08	128.7	79.9
				5.02	=14	20.16	14	29.40	10	39.01	=9	44.73	10	50.33	10	+0.76	129.4	80.4
25	14	ITA	STEGER Cristian	5.08	=18	20.17	17	29.40	=17	39.02	=16	44.62	14	50.13	=12	+1.08	129.1	80.2
				5.02	=14	20.08	11	29.27	7	38.83	7	44.40	6	49.84	5	+0.27	130.2	80.9
26	1	ARG	GLESSNER German A	5.51	26	20.97	26	30.60	=25	40.80	26	47.04	26	53.60	26	+4.55	122.7	76.2
				5.12	22	20.37	23	29.91	23	40.09	23	46.15	23	52.41	24	+2.84	123.7	76.8

LEGEND

Rk Rank **km/h** kilometers per hour
Int. Intermediate time **mph** miles per hour



ANALYSE DE PERFORMANCES - PAR ORDRE DE DÉPART

MEN'S TRAINING HEATS 1 & 2 HOMMES, ENTRAÎNEMENT, MANCHES 1 & 2

UTAH OLYMPIC PARK SUN 17 FEB 2002 / DIM 17 FEV 2002 START TIME / DEBUT 10:30

St Ord.	Bib No.	NOC	Name	Push Time	Rk	P-1 Rk	1-2 Rk	2-3 Rk	3-4 Rk	4-F Rk	Finish Time	Rk	Time Behind	Speed (km/h)	Speed (mph)					
1	3	AUT	RETTL Martin	4.82	=2	14.91	1	9.13	=3	9.45	4	5.46	2	5.28	1	49.05	1	0.00	130.9	81.3
				4.77	1	15.00	=3	9.21	5	9.59	4	5.59	5	5.54	=7	49.70	3	+0.13	130.0	80.8
2	2	AUT	AUER Christian	5.04	=14	15.09	=14	9.25	=13	9.60	=9	5.56	=8	5.41	=7	49.95	9	+0.90	128.6	79.9
				5.07	18	15.14	=14	9.32	=15	9.75	=13	5.77	16	5.71	15	50.76	15	+1.19	127.8	79.4
3	23	SUI	POLETTI Felix	5.13	21	15.25	22	9.40	21	9.80	19	5.69	17	5.60	16	50.87	20	+1.82	126.3	78.5
				5.10	=19	15.22	=20	9.51	22	10.03	20	5.94	=21	6.07	22	51.87	22	+2.30	124.7	77.5
4	22	SUI	STAEHLI Gregor	5.14	22	15.12	19	9.12	2	9.41	2	5.44	1	5.31	2	49.54	5	+0.49	131.1	81.5
				5.10	=19	15.13	13	9.19	=2	9.50	2	5.50	1	5.44	=2	49.86	6	+0.29	130.0	80.8
5	8	FRA	CAVORET Philippe	5.08	=18	15.17	=20	9.41	22	9.82	21	5.66	14	5.49	11	50.63	18	+1.58	127.4	79.1
				5.13	23	15.22	=20	9.29	=11	9.68	10	5.66	10	5.63	12	50.61	13	+1.04	128.9	80.1
6	7	CZE	CHUCHLA Josef	4.95	8	15.07	=10	9.38	20	9.92	23	5.88	23	5.91	23	51.11	22	+2.06	126.2	78.4
				4.88	=5	15.08	9	9.47	20	10.10	=23	5.96	23	6.19	24	51.68	21	+2.11	125.6	78.0
7	21	RUS	ALADASHVILI Constanti	4.96	=9	15.11	18	9.34	=18	9.81	20	5.87	=21	5.86	22	50.95	21	+1.90	127.6	79.2
				4.96	10	15.15	=16	9.44	18	9.93	17	5.94	=21	6.09	23	51.51	20	+1.94	126.1	78.3
8	15	JPN	KOSHI Kazuhiro	5.02	12	15.07	=10	9.18	6	9.55	7	5.51	6	5.36	=3	49.69	7	+0.64	130.7	81.2
				4.98	=12	15.09	10	9.30	=13	9.77	15	5.73	=13	5.68	14	50.55	12	+0.98	128.5	79.9
9	16	JPN	INADA Masaru	4.88	5	14.96	6	9.23	=10	9.63	13	5.70	=18	5.56	14	49.96	10	+0.91	129.1	80.2
				4.83	3	14.98	1	9.28	10	9.66	=8	5.61	6	5.54	=7	49.90	7	+0.33	128.6	79.9
10	20	NOR	PEDERSEN Snorre	5.12	20	15.06	9	9.19	7	9.64	14	5.68	=15	5.61	=17	50.30	16	+1.25	130.0	80.8
				5.11	21	15.12	12	9.25	9	9.75	=13	5.75	15	5.64	13	50.62	14	+1.05	128.8	80.0
11	12	GRE	VOUDOURIS Michael Pa	5.30	24	15.29	23	9.47	23	9.91	22	5.90	24	6.14	25	52.01	23	+2.96	125.5	78.0
				5.33	26	15.38	24	9.49	21	10.04	21	6.09	26	6.39	26	52.72	26	+3.15	125.3	77.8
12	13	IRL	WROTTESELEY Clifton	5.05	17	15.09	=14	9.22	=8	9.58	8	5.56	=8	5.48	=9	49.98	11	+0.93	129.4	80.4
				5.06	17	15.15	=16	9.30	=13	9.72	=11	5.64	9	5.54	=7	50.41	11	+0.84	128.4	79.8
13	18	LAT	DUKURS Tomass	5.04	=14	15.17	=20	9.34	=18	9.78	18	5.70	=18	5.63	19	50.66	19	+1.61	127.6	79.3
				5.05	16	15.18	19	9.41	17	9.98	18	5.85	18	5.81	18	51.28	=18	+1.71	126.6	78.7
14	19	MEX	CARRASCO Luis	5.26	23	15.35	24	9.68	25	10.15	25	5.96	25	5.94	24	52.34	24	+3.29	123.3	76.6
				5.23	24	15.44	25	9.60	26	10.23	26	6.02	24	6.01	21	52.53	25	+2.96	123.5	76.7
15	10	GER	SCHNEIDER Wilfried	4.96	=9	15.04	8	9.27	=15	9.75	17	5.71	20	5.68	20	50.41	17	+1.36	128.7	80.0
				4.95	=8	15.30	23	9.32	=15	9.79	16	5.73	=13	5.83	19	50.92	16	+1.35	128.3	79.7
16	11	GER	KLEBER Frank	4.92	7	15.03	7	9.32	17	9.71	16	5.68	=15	5.61	=17	50.27	15	+1.22	127.5	79.2
				4.95	=8	15.16	18	9.46	19	10.00	19	5.87	19	5.78	17	51.22	17	+1.65	125.7	78.1
17	17	KOR	KANG Kwang-Bae	5.33	25	15.52	26	9.75	26	10.13	24	5.87	=21	5.83	21	52.43	25	+3.38	121.8	75.6
				5.25	25	15.48	26	9.56	24	10.05	22	5.92	20	5.92	20	52.18	23	+2.61	124.7	77.5



ANALYSE DE PERFORMANCES - PAR ORDRE DE DÉPART

MEN'S TRAINING HEATS 1 & 2

HOMMES, ENTRAÎNEMENT, MANCHES 1 & 2

UTAH OLYMPIC PARK SUN 17 FEB 2002 / DIM 17 FEV 2002 START TIME / DEBUT 10:30

St Ord.	Bib No.	NOC	Name	Push Time	Rk	P-1 Rk	1-2 Rk	2-3 Rk	3-4 Rk	4-F Rk	Finish Time	Rk	Time Behind	Speed (km/h)	(mph)					
18	24	USA	SHEA Jim	4.82	=2	14.94	=4	9.16	5	9.52	6	5.49	=4	5.36	=3	49.29	4	+0.24	130.4	81.0
				4.87	4	15.00	=3	9.19	=2	9.60	5	5.56	3	5.42	1	49.64	2	+0.07	130.1	80.8
19	25	USA	DEWITT Lincoln	4.81	1	14.93	=2	9.24	12	9.60	=9	5.58	10	5.48	=9	49.64	6	+0.59	129.2	80.3
				4.81	2	14.99	2	9.23	7	9.66	=8	5.63	=7	5.46	4	49.78	4	+0.21	129.5	80.5
20	26	USA	SOULE Chris	4.91	6	14.94	=4	9.08	1	9.33	1	5.47	3	5.41	=7	49.14	2	+0.09	131.8	81.9
				4.98	=12	15.02	5	9.11	1	9.47	1	5.52	2	5.47	5	49.57	1	0.00	131.3	81.5
21	9	GBR	BROMLEY Kristan	5.04	=14	15.09	=14	9.22	=8	9.50	5	5.52	7	5.40	6	49.77	8	+0.72	129.5	80.5
				4.97	11	15.07	8	9.57	25	10.10	=23	5.80	17	5.77	16	51.28	=18	+1.71	123.1	76.5
22	4	CAN	PAIN Jeff	4.86	4	14.93	=2	9.13	=3	9.43	3	5.49	=4	5.39	5	49.23	3	+0.18	130.9	81.3
				4.88	=5	15.05	6	9.22	6	9.63	7	5.63	=7	5.50	6	49.91	8	+0.34	129.7	80.6
23	5	CAN	GIBSON Duff	4.96	=9	15.08	13	9.25	=13	9.65	15	5.64	13	5.57	15	50.15	14	+1.10	129.4	80.4
				4.89	7	15.11	11	9.29	=11	9.72	=11	5.69	11	5.60	=10	50.30	9	+0.73	128.7	79.9
24	6	CAN	RICHARD Pascal	5.03	13	15.07	=10	9.27	=15	9.60	=9	5.61	12	5.55	13	50.13	=12	+1.08	128.7	79.9
				5.02	=14	15.14	=14	9.24	8	9.61	6	5.72	12	5.60	=10	50.33	10	+0.76	129.4	80.4
25	14	ITA	STEGER Cristian	5.08	=18	15.09	=14	9.23	=10	9.62	12	5.60	11	5.51	12	50.13	=12	+1.08	129.1	80.2
				5.02	=14	15.06	7	9.19	=2	9.56	3	5.57	4	5.44	=2	49.84	5	+0.27	130.2	80.9
26	1	ARG	GLESSNER German A	5.51	26	15.46	25	9.63	24	10.20	26	6.24	26	6.56	26	53.60	26	+4.55	122.7	76.2
				5.12	22	15.25	22	9.54	23	10.18	25	6.06	25	6.26	25	52.41	24	+2.84	123.7	76.8

LEGEND

Rk Rank **km/h** kilometers per hour
Int. Intermediate time **mph** miles per hour
P-1, 1-2, 2-3, 3-F Split interval



MEN'S TRAINING HEATS 3 & 4
HOMMES, ENTRAÎNEMENT, MANCHES 3 & 4

UTAH OLYMPIC PARK MON 18 FEB 2002 / LUN 18 FEV 2002 START TIME / DEBUT 10:30

Start Order	Bib No.	NOC	Name	Push Time	Rk	Int. 1	Rk	Int. 2	Rk	Int. 3	Rk	Int. 4	Rk	Finish Time	Rk	Time Behind	Speed (km/h)	Speed (mph)
1	1	ARG	GLESSNER German A	5.10	=19	20.33	22	29.58	22	39.42	22	45.27	22	51.17	23	+2.33	129.3	80.4
				5.13	=20	20.54	23	30.14	25	40.25	24	46.20	25	52.10	25	+3.04	123.6	76.8
2	14	ITA	STEGER Cristian	5.04	16	20.15	16	29.35	17	38.93	16	44.50	16	50.07	16	+1.23	130.3	80.9
				5.07	17	20.20	=15	29.45	16	39.20	17	44.83	17	50.34	17	+1.28	129.7	80.6
3	4	CAN	PAIN Jeff	4.92	=8	19.93	7	28.97	=5	38.35	4	43.80	3	49.08	3	+0.24	132.6	82.4
				4.96	=5	19.99	5	29.08	5	38.56	6	44.08	6	49.43	5	+0.37	131.7	81.8
4	5	CAN	GIBSON Duff	4.82	2	19.76	2	28.82	2	38.28	3	43.83	4	49.24	6	+0.40	132.0	82.0
				4.86	2	19.85	2	28.97	2	38.46	3	44.00	4	49.36	4	+0.30	131.3	81.5
5	6	CAN	RICHARD Pascal	5.03	15	20.06	=13	29.20	13	38.68	11	44.19	9	49.55	8	+0.71	130.8	81.3
				4.99	11	20.06	=9	29.24	=7	38.80	9	44.44	9	49.97	=10	+0.91	130.0	80.8
6	9	GBR	BROMLEY Kristan	4.91	=6	19.91	6	28.97	=5	38.39	=5	43.94	7	49.43	7	+0.59	132.2	82.2
				5.00	=12	20.06	=9	29.34	=11	38.96	=12	44.54	12	49.97	=10	+0.91	129.2	80.3
7	24	USA	SHEA Jim	4.88	=4	19.87	=4	28.95	3	38.39	=5	43.88	=5	49.16	5	+0.32	132.0	82.0
				4.96	=5	20.04	=7	29.13	6	38.55	5	43.97	3	49.20	3	+0.14	131.7	81.8
8	25	USA	DEWITT Lincoln	4.88	=4	19.87	=4	29.04	8	38.62	=8	44.23	10	49.66	10	+0.82	130.4	81.0
				4.91	3	19.92	3	29.05	4	38.54	4	44.05	5	49.45	6	+0.39	131.1	81.4
9	26	USA	SOULE Chris	4.94	11	19.94	8	28.96	4	38.27	2	43.68	2	48.92	2	+0.08	133.0	82.6
				4.97	=8	19.95	4	28.99	3	38.36	=1	43.79	1	49.06	1	0.00	132.4	82.3
10	17	KOR	KANG Kwang-Bae	5.18	24	20.46	24	29.93	24	39.89	24	45.73	24	51.54	24	+2.70	125.8	78.1
				5.23	24	20.59	24	30.02	23	39.91	23	45.66	23	51.29	23	+2.23	126.2	78.4
11	10	GER	SCHNEIDER Wilfried	4.93	10	19.95	9	29.15	11	38.76	13	44.42	14	49.96	13	+1.12	130.1	80.8
				4.97	=8	20.07	11	29.26	9	38.89	10	44.55	13	50.05	13	+0.99	130.2	80.9
12	11	GER	KLEBER Frank	4.95	12	19.97	10	29.13	10	38.71	12	44.32	13	49.76	12	+0.92	130.4	81.0
				4.96	=5	20.02	6	29.30	10	39.02	=14	44.69	15	50.20	=14	+1.14	128.2	79.7
13	19	MEX	CARRASCO Luis	5.25	25	20.68	25	30.23	26	40.34	26	46.27	26	52.13	25	+3.29	124.9	77.6
				5.28	25	20.69	26	30.22	26	40.35	26	46.31	26	52.17	26	+3.11	124.9	77.6
14	18	LAT	DUKURS Tomass	5.06	=17	20.22	19	29.41	20	39.05	19	44.72	17	50.27	17	+1.43	130.2	80.9
				5.06	16	20.22	=17	29.55	19	39.34	18	44.99	18	50.47	18	+1.41	127.5	79.2
15	13	IRL	WROTTESELEY Clifton	5.02	14	20.06	=13	29.10	9	38.45	7	43.88	=5	49.12	4	+0.28	132.7	82.4
				5.11	19	20.22	=17	29.35	14	38.77	8	44.26	7	49.59	7	+0.53	131.3	81.5
16	12	GRE	VOUDOURIS Michael I	5.35	26	20.72	26	30.14	25	40.06	25	46.11	25	52.17	26	+3.33	126.9	78.8
				5.34	26	20.67	25	30.13	24	40.26	25	46.15	24	52.06	24	+3.00	125.3	77.8
17	20	NOR	PEDERSEN Snorre	5.10	=19	20.18	18	29.31	=15	38.88	15	44.47	15	50.01	14	+1.17	131.1	81.4
				5.13	=20	20.20	=15	29.34	=11	38.92	11	44.53	11	49.97	=10	+0.91	130.7	81.2
18	15	JPN	KOSHI Kazuhiro	4.99	13	20.06	=13	29.17	12	38.63	10	44.18	8	49.64	9	+0.80	131.7	81.8
				5.00	=12	20.09	13	29.24	=7	38.76	7	44.28	8	49.64	8	+0.58	130.8	81.3
19	16	JPN	INADA Masaru	4.84	3	19.84	3	29.01	7	38.62	=8	44.31	12	50.02	15	+1.18	130.4	81.0
				4.98	10	20.08	12	29.34	=11	39.03	16	44.72	16	50.26	16	+1.20	128.7	80.0
20	21	RUS	ALADASHVILI Constar	4.91	=6	20.00	11	29.23	14	38.99	18	44.79	20	50.60	20	+1.76	129.5	80.5
				5.00	=12	20.24	19	29.71	21	39.64	22	45.51	22	51.24	22	+2.18	125.5	77.9
21	7	CZE	CHUCHLA Josef	4.92	=8	20.03	12	29.39	=18	39.26	21	45.00	21	50.75	21	+1.91	127.6	79.3
				4.92	4	20.04	=7	29.46	17	39.35	19	45.19	20	51.06	20	+2.00	126.3	78.4



MEN'S TRAINING HEATS 3 & 4
HOMMES, ENTRAÎNEMENT, MANCHES 3 & 4

UTAH OLYMPIC PARK MON 18 FEB 2002 / LUN 18 FEV 2002 START TIME / DEBUT 10:30

Start Order	Bib No.	NOC	Name	Push Time	Rk	Int. 1	Rk	Int. 2	Rk	Int. 3	Rk	Int. 4	Rk	Finish Time	Rk	Time Behind	Speed (km/h)	Speed (mph)
22	8	FRA	CAVORET Philippe	5.12	21	20.32	=20	29.49	21	39.10	20	44.76	19	50.29	18	+1.45	130.7	81.2
				5.09	18	20.30	20	29.67	20	39.46	20	45.13	19	50.66	19	+1.60	128.0	79.5
23	23	SUI	POLETTI Felix	5.15	23	20.41	23	29.74	23	39.55	23	45.36	23	51.09	22	+2.25	128.1	79.6
				5.14	22	20.48	22	29.78	22	39.56	21	45.35	21	51.13	21	+2.07	128.7	79.9
24	22	SUI	STAEHLI Gregor	5.14	22	20.32	=20	29.39	=18	38.82	14	44.29	11	49.73	11	+0.89	132.2	82.1
				5.19	23	20.37	21	29.49	18	38.96	=12	44.45	10	49.76	9	+0.70	131.3	81.6
25	3	AUT	RETTL Martin	4.76	1	19.68	1	28.71	1	38.10	1	43.56	1	48.84	1	0.00	132.7	82.4
				4.79	1	19.75	1	28.85	1	38.36	=1	43.87	2	49.19	2	+0.13	131.7	81.8
26	2	AUT	AUER Christian	5.06	=17	20.17	17	29.31	=15	38.95	17	44.73	18	50.42	19	+1.58	130.7	81.2
				5.04	15	20.17	14	29.39	15	39.02	=14	44.66	14	50.20	=14	+1.14	129.6	80.5

LEGEND

Rk Rank **km/h** kilometers per hour
Int. Intermediate time **mph** miles per hour



ANALYSE DE PERFORMANCES - PAR ORDRE DE DÉPART

MEN'S TRAINING HEATS 3 & 4 HOMMES, ENTRAÎNEMENT, MANCHES 3 & 4

UTAH OLYMPIC PARK MON 18 FEB 2002 / LUN 18 FEV 2002 START TIME / DEBUT 10:30

St Ord.	Bib No.	NOC	Name	Push Time	Rk	P-1 Rk	1-2 Rk	2-3 Rk	3-4 Rk	4-F Rk	Finish Time	Rk	Time Behind	Speed (km/h)	(mph)					
1	1	ARG	GLESSNER German A	5.10	=19	15.23	22	9.25	21	9.84	22	5.85	24	5.90	25	51.17	23	+2.33	129.3	80.4
				5.13	=20	15.41	=25	9.60	26	10.11	24	5.95	25	5.90	25	52.10	25	+3.04	123.6	76.8
2	14	ITA	STEGER Cristian	5.04	16	15.11	=16	9.20	=18	9.58	=12	5.57	11	5.57	17	50.07	16	+1.23	130.3	80.9
				5.07	17	15.13	=16	9.25	14	9.75	17	5.63	12	5.51	=14	50.34	17	+1.28	129.7	80.6
3	4	CAN	PAIN Jeff	4.92	=8	15.01	8	9.04	=3	9.38	3	5.45	3	5.28	=3	49.08	3	+0.24	132.6	82.4
				4.96	=5	15.03	5	9.09	=2	9.48	5	5.52	=7	5.35	6	49.43	5	+0.37	131.7	81.8
4	5	CAN	GIBSON Duff	4.82	2	14.94	2	9.06	=5	9.46	=8	5.55	=8	5.41	7	49.24	6	+0.40	132.0	82.0
				4.86	2	14.99	3	9.12	=5	9.49	=6	5.54	9	5.36	=7	49.36	4	+0.30	131.3	81.5
5	6	CAN	RICHARD Pascal	5.03	15	15.03	11	9.14	=11	9.48	10	5.51	7	5.36	6	49.55	8	+0.71	130.8	81.3
				4.99	11	15.07	=8	9.18	11	9.56	10	5.64	=13	5.53	=16	49.97	=10	+0.91	130.0	80.8
6	9	GBR	BROMLEY Kristan	4.91	=6	15.00	=5	9.06	=5	9.42	5	5.55	=8	5.49	12	49.43	7	+0.59	132.2	82.2
				5.00	=12	15.06	=6	9.28	=16	9.62	12	5.58	10	5.43	10	49.97	=10	+0.91	129.2	80.3
7	24	USA	SHEA Jim	4.88	=4	14.99	=3	9.08	8	9.44	7	5.49	6	5.28	=3	49.16	5	+0.32	132.0	82.0
				4.96	=5	15.08	10	9.09	=2	9.42	=2	5.42	1	5.23	1	49.20	3	+0.14	131.7	81.8
8	25	USA	DEWITT Lincoln	4.88	=4	14.99	=3	9.17	=14	9.58	=12	5.61	=13	5.43	8	49.66	10	+0.82	130.4	81.0
				4.91	3	15.01	4	9.13	=7	9.49	=6	5.51	=5	5.40	9	49.45	6	+0.39	131.1	81.4
9	26	USA	SOULE Chris	4.94	11	15.00	=5	9.02	1	9.31	1	5.41	1	5.24	=1	48.92	2	+0.08	133.0	82.6
				4.97	=8	14.98	2	9.04	1	9.37	1	5.43	2	5.27	2	49.06	1	0.00	132.4	82.3
10	17	KOR	KANG Kwang-Bae	5.18	24	15.28	24	9.47	25	9.96	25	5.84	23	5.81	=22	51.54	24	+2.70	125.8	78.1
				5.23	24	15.36	24	9.43	22	9.89	=21	5.75	20	5.63	20	51.29	23	+2.23	126.2	78.4
11	10	GER	SCHNEIDER Wilfried	4.93	10	15.02	=9	9.20	=18	9.61	=15	5.66	=15	5.54	=14	49.96	13	+1.12	130.1	80.8
				4.97	=8	15.10	=12	9.19	12	9.63	=13	5.66	16	5.50	13	50.05	13	+0.99	130.2	80.9
12	11	GER	KLEBER Frank	4.95	12	15.02	=9	9.16	13	9.58	=12	5.61	=13	5.44	=9	49.76	12	+0.92	130.4	81.0
				4.96	=5	15.06	=6	9.28	=16	9.72	16	5.67	=17	5.51	=14	50.20	=14	+1.14	128.2	79.7
13	19	MEX	CARRASCO Luis	5.25	25	15.43	26	9.55	26	10.11	26	5.93	25	5.86	24	52.13	25	+3.29	124.9	77.6
				5.28	25	15.41	=25	9.53	25	10.13	=25	5.96	26	5.86	23	52.17	26	+3.11	124.9	77.6
14	18	LAT	DUKURS Tomass	5.06	=17	15.16	19	9.19	17	9.64	=18	5.67	17	5.55	16	50.27	17	+1.43	130.2	80.9
				5.06	16	15.16	18	9.33	19	9.79	=19	5.65	15	5.48	12	50.47	18	+1.41	127.5	79.2
15	13	IRL	WROTTESELEY Clifton	5.02	14	15.04	12	9.04	=3	9.35	2	5.43	2	5.24	=1	49.12	4	+0.28	132.7	82.4
				5.11	19	15.11	14	9.13	=7	9.42	=2	5.49	=3	5.33	5	49.59	7	+0.53	131.3	81.5
16	12	GRE	VOUDOURIS Michael Pa	5.35	26	15.37	25	9.42	24	9.92	24	6.05	26	6.06	26	52.17	26	+3.33	126.9	78.8
				5.34	26	15.33	22	9.46	23	10.13	=25	5.89	24	5.91	26	52.06	24	+3.00	125.3	77.8
17	20	NOR	PEDERSEN Snorre	5.10	=19	15.08	14	9.13	10	9.57	11	5.59	12	5.54	=14	50.01	14	+1.17	131.1	81.4
				5.13	=20	15.07	=8	9.14	9	9.58	11	5.61	11	5.44	11	49.97	=10	+0.91	130.7	81.2
18	15	JPN	KOSHI Kazuhiro	4.99	13	15.07	13	9.11	9	9.46	=8	5.55	=8	5.46	11	49.64	9	+0.80	131.7	81.8
				5.00	=12	15.09	11	9.15	10	9.52	9	5.52	=7	5.36	=7	49.64	8	+0.58	130.8	81.3
19	16	JPN	INADA Masaru	4.84	3	15.00	=5	9.17	=14	9.61	=15	5.69	18	5.71	19	50.02	15	+1.18	130.4	81.0
				4.98	10	15.10	=12	9.26	15	9.69	15	5.69	19	5.54	=18	50.26	16	+1.20	128.7	80.0
20	21	RUS	ALADASHVILI Constanti	4.91	=6	15.09	15	9.23	20	9.76	20	5.80	21	5.81	=22	50.60	20	+1.76	129.5	80.5
				5.00	=12	15.24	21	9.47	24	9.93	23	5.87	23	5.73	21	51.24	22	+2.18	125.5	77.9



ANALYSE DE PERFORMANCES - PAR ORDRE DE DÉPART

MEN'S TRAINING HEATS 3 & 4

HOMMES, ENTRAÎNEMENT, MANCHES 3 & 4

UTAH OLYMPIC PARK MON 18 FEB 2002 / LUN 18 FEV 2002 START TIME / DEBUT 10:30

St Ord.	Bib No.	NOC	Name	Push Time	Rk	P-1 Rk	1-2 Rk	2-3 Rk	3-4 Rk	4-F Rk	Finish Time	Rk	Time Behind	Speed (km/h)	(mph)					
21	7	CZE	CHUCHLA Josef	4.92	=8	15.11	=16	9.36	23	9.87	23	5.74	19	5.75	21	50.75	21	+1.91	127.6	79.3
				4.92	4	15.12	15	9.42	21	9.89	=21	5.84	22	5.87	24	51.06	20	+2.00	126.3	78.4
22	8	FRA	CAVORET Philippe	5.12	21	15.20	21	9.17	=14	9.61	=15	5.66	=15	5.53	13	50.29	18	+1.45	130.7	81.2
				5.09	18	15.21	20	9.37	20	9.79	=19	5.67	=17	5.53	=16	50.66	19	+1.60	128.0	79.5
23	23	SUI	POLETTI Felix	5.15	23	15.26	23	9.33	22	9.81	21	5.81	22	5.73	20	51.09	22	+2.25	128.1	79.6
				5.14	22	15.34	23	9.30	18	9.78	18	5.79	21	5.78	22	51.13	21	+2.07	128.7	79.9
24	22	SUI	STAEHLI Gregor	5.14	22	15.18	20	9.07	7	9.43	6	5.47	5	5.44	=9	49.73	11	+0.89	132.2	82.1
				5.19	23	15.18	19	9.12	=5	9.47	4	5.49	=3	5.31	3	49.76	9	+0.70	131.3	81.6
25	3	AUT	RETTL Martin	4.76	1	14.92	1	9.03	2	9.39	4	5.46	4	5.28	=3	48.84	1	0.00	132.7	82.4
				4.79	1	14.96	1	9.10	4	9.51	8	5.51	=5	5.32	4	49.19	2	+0.13	131.7	81.8
26	2	AUT	AUER Christian	5.06	=17	15.11	=16	9.14	=11	9.64	=18	5.78	20	5.69	18	50.42	19	+1.58	130.7	81.2
				5.04	15	15.13	=16	9.22	13	9.63	=13	5.64	=13	5.54	=18	50.20	=14	+1.14	129.6	80.5

LEGEND

Rk Rank **km/h** kilometers per hour
Int. Intermediate time **mph** miles per hour
P-1, 1-2, 2-3, 3-F Split interval



MEN'S TRAINING HEATS 5 & 6
HOMMES, ENTRAÎNEMENT, MANCHES 5 & 6

UTAH OLYMPIC PARK TUE 19 FEB 2002 / MAR 19 FEV 2002 START TIME / DEBUT 10:20

Start Order	Bib No.	NOC	Name	Push Time	Rk	Int. 1	Rk	Int. 2	Rk	Int. 3	Rk	Int. 4	Rk	Finish Time	Rk	Time Behind	Speed (km/h)	Speed (mph)
1	23	SUI	POLETTI Felix	4.96	=9	20.17	13	29.49	16	39.25	17	44.98	19	50.58	19	+1.29	128.4	79.8
				5.09	14	20.37	19	29.74	19	39.55	19	45.27	19	50.94	19	+1.39	127.4	79.1
2	8	FRA	CAVORET Philippe	5.07	=17	20.28	=17	29.55	17	39.21	16	44.85	14	50.33	14	+1.04	129.3	80.3
				5.12	=17	20.36	=17	29.63	16	39.29	13	44.89	13	50.34	12	+0.79	129.2	80.2
3	3	AUT	RETTL Martin											DNS				
														DNS				
4	26	USA	SOULE Chris	5.02	13	20.13	10	29.28	=6	38.74	4	44.21	3	49.47	3	+0.18	130.8	81.3
														DNS				
5	24	USA	SHEA Jim	5.01	12	20.16	12	29.32	10	38.78	6	44.23	4	49.46	2	+0.17	130.6	81.1
				4.96	6	20.06	=3	29.26	=4	38.85	=3	44.41	4	49.76	3	+0.21	130.3	81.0
6	10	GER	SCHNEIDER Wilfried	4.93	=5	20.03	=8	29.37	=13	39.17	=14	44.88	15	50.42	16	+1.13	127.8	79.4
				4.98	8	20.21	=12	29.52	=14	39.30	=14	45.02	15	50.59	=15	+1.04	128.5	79.8
7	2	AUT	AUER Christian	4.96	=9	20.00	4	29.20	4	38.76	5	44.37	6	49.81	7	+0.52	129.8	80.7
				4.93	2	20.02	2	29.26	=4	38.91	5	44.57	5	50.21	9	+0.66	129.1	80.2
8	5	CAN	GIBSON Duff	4.93	=5	20.02	=6	29.27	5	38.91	8	44.55	9	50.03	9	+0.74	129.1	80.2
				4.95	=4	20.10	7	29.38	7	39.11	12	44.78	12	50.39	13	+0.84	128.8	80.0
9	4	CAN	PAIN Jeff	4.93	=5	19.94	3	29.08	=1	38.55	1	44.02	1	49.29	1	0.00	130.8	81.3
				4.97	7	20.06	=3	29.25	3	38.85	=3	44.40	3	49.80	4	+0.25	130.0	80.8
10	22	SUI	STAEHLI Gregor	5.06	16	20.19	=15	29.37	=13	38.86	7	44.38	7	49.75	6	+0.46	130.5	81.1
				5.13	19	20.36	=17	29.52	=14	39.07	8	44.60	6	49.95	5	+0.40	130.8	81.2
11	9	GBR	BROMLEY Kristan	5.07	=17	20.28	=17	29.63	19	39.38	20	45.03	20	50.53	18	+1.24	127.8	79.4
				5.03	=12	20.21	=12	29.46	=10	39.10	=10	44.71	=9	50.14	7	+0.59	129.3	80.3
12	6	CAN	RICHARD Pascal											DNS				
														DNS				
13	11	GER	KLEBER Frank	4.94	8	20.01	5	29.28	=6	38.97	=10	44.61	10	50.05	10	+0.76	128.4	79.8
				4.99	=9	20.11	8	29.37	6	39.04	6	44.66	8	50.17	8	+0.62	128.9	80.0
14	25	USA	DEWITT Lincoln	4.85	2	19.87	1	29.08	=1	38.69	3	44.31	5	49.71	5	+0.42	129.8	80.7
				4.88	1	19.92	1	29.14	1	38.72	=1	44.27	2	49.63	2	+0.08	129.5	80.5
15	17	KOR	KANG Kwang-Bae	5.20	21	20.45	21	29.69	20	39.30	19	44.90	16	50.32	13	+1.03	129.6	80.5
				5.18	20	20.45	20	29.80	20	39.51	18	45.13	17	50.58	14	+1.03	127.4	79.2
16	13	IRL	WROTTESELEY Clifton	5.05	15	20.15	11	29.36	12	38.93	9	44.48	8	49.85	8	+0.56	130.1	80.8
				5.12	=17	20.29	15	29.50	13	39.06	7	44.62	7	49.98	6	+0.43	130.0	80.7
17	20	NOR	PEDERSEN Snorre	5.08	19	20.18	14	29.35	11	38.97	=10	44.63	11	50.20	11	+0.91	130.6	81.1
				5.11	16	20.23	14	29.45	9	39.10	=10	44.73	11	50.25	10	+0.70	129.9	80.7
18	15	JPN	KOSHI Kazuhiro	4.96	=9	20.03	=8	29.19	3	38.68	2	44.19	2	49.53	4	+0.24	130.8	81.3
				5.00	11	20.06	=3	29.21	2	38.72	=1	44.23	1	49.55	1	0.00	130.8	81.2
19	14	ITA	STEGER Cristian	5.04	14	20.19	=15	29.47	15	39.17	=14	44.80	13	50.34	15	+1.05	128.9	80.1
				5.03	=12	20.13	9	29.41	8	39.09	9	44.71	=9	50.26	11	+0.71	128.5	79.8
20	16	JPN	INADA Masaru	4.84	1	19.90	2	29.28	=6	39.14	13	44.95	17	50.59	20	+1.30	126.6	78.6
				4.94	3	20.06	=3	29.46	=10	39.33	16	45.12	16	50.80	18	+1.25	126.6	78.7
21	18	LAT	DUKURS Tomass	5.09	20	20.28	=17	29.58	18	39.28	18	44.97	18	50.46	17	+1.17	128.5	79.8
				5.10	15	20.32	16	29.68	17	39.49	17	45.19	18	50.72	17	+1.17	127.7	79.3



MEN'S TRAINING HEATS 5 & 6
HOMMES, ENTRAÎNEMENT, MANCHES 5 & 6

UTAH OLYMPIC PARK TUE 19 FEB 2002 / MAR 19 FEV 2002 START TIME / DEBUT 10:20

Start Order	Bib No.	NOC	Name	Push Time	Rk	Int. 1	Rk	Int. 2	Rk	Int. 3	Rk	Int. 4	Rk	Finish Time	Rk	Time Behind	Speed (km/h)	Speed (mph)
22	12	GRE	VOUDOURIS Michael I	7.30	24	25.23	24	35.09	24	45.33	24	51.51	24	57.80	24	+8.51	121.2	75.3
				5.36	23	20.78	22	30.25	21	40.25	21	46.38	21	52.80	22	+3.25	126.1	78.4
23	19	MEX	CARRASCO Luis	5.22	22	20.59	22	30.11	22	40.20	22	46.15	22	51.99	22	+2.70	125.4	77.9
				5.29	22	20.75	21	30.38	22	40.55	22	46.53	22	52.46	21	+2.91	123.5	76.7
24	1	ARG	GLESSNER German A	5.58	23	21.23	23	30.78	23	40.84	23	46.74	23	52.82	23	+3.53	124.9	77.6
				5.24	21	20.94	23	30.77	23	41.14	23	47.18	23	53.29	23	+3.74	120.8	75.1
25	7	CZE	CHUCHLA Josef	4.91	=3	20.34	20	30.00	21	40.10	21	46.02	21	51.95	21	+2.66	123.1	76.5
				4.95	=4	20.15	=10	29.70	18	39.89	20	45.88	20	51.88	20	+2.33	123.9	77.0
26	21	RUS	ALADASHVILI Constar	4.91	=3	20.02	=6	29.28	=6	39.00	12	44.70	12	50.25	12	+0.96	129.3	80.3
				4.99	=9	20.15	=10	29.49	12	39.30	=14	45.01	14	50.59	=15	+1.04	128.0	79.5

LEGEND

Rk Rank **km/h** kilometers per hour
Int. Intermediate time **mph** miles per hour

DNS Did not start



ANALYSE DE PERFORMANCES - PAR ORDRE DE DÉPART

MEN'S TRAINING HEATS 5 & 6

HOMMES, ENTRAÎNEMENT, MANCHES 5 & 6

UTAH OLYMPIC PARK TUE 19 FEB 2002 / MAR 19 FEV 2002 START TIME / DEBUT 10:20

St Ord.	Bib No.	NOC	Name	Push Time	Rk	P-1 Rk	1-2 Rk	2-3 Rk	3-4 Rk	4-F Rk	Finish Time	Rk	Time Behind	Speed (km/h)	(mph)					
1	23	SUI	POLETTI Felix	4.96	=9	15.21	=17	9.32	17	9.76	18	5.73	19	5.60	19	50.58	19	+1.29	128.4	79.8
				5.09	14	15.28	20	9.37	18	9.81	=16	5.72	=17	5.67	18	50.94	19	+1.39	127.4	79.1
2	8	FRA	CAVORET Philippe	5.07	=17	15.21	=17	9.27	=13	9.66	12	5.64	=11	5.48	=11	50.33	14	+1.04	129.3	80.3
				5.12	=17	15.24	18	9.27	11	9.66	10	5.60	7	5.45	=8	50.34	12	+0.79	129.2	80.2
3	3	AUT	RETTL Martin													DNS				
																			DNS	
4	26	USA	SOULE Chris	5.02	13	15.11	=11	9.15	2	9.46	=1	5.47	=2	5.26	2	49.47	3	+0.18	130.8	81.3
																			DNS	
5	24	USA	SHEA Jim	5.01	12	15.15	=14	9.16	=3	9.46	=1	5.45	1	5.23	1	49.46	2	+0.17	130.6	81.1
				4.96	6	15.10	=5	9.20	4	9.59	5	5.56	=5	5.35	=2	49.76	3	+0.21	130.3	81.0
6	10	GER	SCHNEIDER Wilfried	4.93	=5	15.10	=8	9.34	18	9.80	19	5.71	18	5.54	=15	50.42	16	+1.13	127.8	79.4
				4.98	8	15.23	=16	9.31	14	9.78	15	5.72	=17	5.57	14	50.59	=15	+1.04	128.5	79.8
7	2	AUT	AUER Christian	4.96	=9	15.04	3	9.20	7	9.56	6	5.61	8	5.44	=9	49.81	7	+0.52	129.8	80.7
				4.93	2	15.09	=3	9.24	8	9.65	=8	5.66	13	5.64	17	50.21	9	+0.66	129.1	80.2
8	5	CAN	GIBSON Duff	4.93	=5	15.09	7	9.25	11	9.64	11	5.64	=11	5.48	=11	50.03	9	+0.74	129.1	80.2
				4.95	=4	15.15	10	9.28	=12	9.73	14	5.67	14	5.61	16	50.39	13	+0.84	128.8	80.0
9	4	CAN	PAIN Jeff	4.93	=5	15.01	1	9.14	1	9.47	3	5.47	=2	5.27	3	49.29	1	0.00	130.8	81.3
				4.97	7	15.09	=3	9.19	3	9.60	6	5.55	=3	5.40	6	49.80	4	+0.25	130.0	80.8
10	22	SUI	STAEHLI Gregor	5.06	16	15.13	13	9.18	6	9.49	=4	5.52	5	5.37	=5	49.75	6	+0.46	130.5	81.1
				5.13	19	15.23	=16	9.16	2	9.55	2	5.53	2	5.35	=2	49.95	5	+0.40	130.8	81.2
11	9	GBR	BROMLEY Kristan	5.07	=17	15.21	=17	9.35	19	9.75	17	5.65	14	5.50	14	50.53	18	+1.24	127.8	79.4
				5.03	=12	15.18	13	9.25	9	9.64	7	5.61	8	5.43	7	50.14	7	+0.59	129.3	80.3
12	6	CAN	RICHARD Pascal													DNS				
																			DNS	
13	11	GER	KLEBER Frank	4.94	8	15.07	=5	9.27	=13	9.69	13	5.64	=11	5.44	=9	50.05	10	+0.76	128.4	79.8
				4.99	=9	15.12	=7	9.26	10	9.67	11	5.62	=9	5.51	10	50.17	8	+0.62	128.9	80.0
14	25	USA	DEWITT Lincoln	4.85	2	15.02	2	9.21	=8	9.61	=8	5.62	9	5.40	7	49.71	5	+0.42	129.8	80.7
				4.88	1	15.04	1	9.22	=6	9.58	4	5.55	=3	5.36	=4	49.63	2	+0.08	129.5	80.5
15	17	KOR	KANG Kwang-Bae	5.20	21	15.25	20	9.24	10	9.61	=8	5.60	7	5.42	8	50.32	13	+1.03	129.6	80.5
				5.18	20	15.27	19	9.35	16	9.71	13	5.62	=9	5.45	=8	50.58	14	+1.03	127.4	79.2
16	13	IRL	WROTTESELEY Clifton	5.05	15	15.10	=8	9.21	=8	9.57	7	5.55	6	5.37	=5	49.85	8	+0.56	130.1	80.8
				5.12	=17	15.17	12	9.21	5	9.56	3	5.56	=5	5.36	=4	49.98	6	+0.43	130.0	80.7
17	20	NOR	PEDERSEN Snorre	5.08	19	15.10	=8	9.17	5	9.62	10	5.66	15	5.57	18	50.20	11	+0.91	130.6	81.1
				5.11	16	15.12	=7	9.22	=6	9.65	=8	5.63	12	5.52	11	50.25	10	+0.70	129.9	80.7
18	15	JPN	KOSHI Kazuhiro	4.96	=9	15.07	=5	9.16	=3	9.49	=4	5.51	4	5.34	4	49.53	4	+0.24	130.8	81.3
				5.00	11	15.06	2	9.15	1	9.51	1	5.51	1	5.32	1	49.55	1	0.00	130.8	81.2
19	14	ITA	STEGER Cristian	5.04	14	15.15	=14	9.28	15	9.70	=14	5.63	10	5.54	=15	50.34	15	+1.05	128.9	80.1
				5.03	=12	15.10	=5	9.28	=12	9.68	12	5.62	=9	5.55	13	50.26	11	+0.71	128.5	79.8
20	16	JPN	INADA Masaru	4.84	1	15.06	4	9.38	20	9.86	20	5.81	20	5.64	20	50.59	20	+1.30	126.6	78.6
				4.94	3	15.12	=7	9.40	19	9.87	19	5.79	19	5.68	19	50.80	18	+1.25	126.6	78.7



ANALYSE DE PERFORMANCES - PAR ORDRE DE DÉPART

MEN'S TRAINING HEATS 5 & 6

HOMMES, ENTRAÎNEMENT, MANCHES 5 & 6

UTAH OLYMPIC PARK TUE 19 FEB 2002 / MAR 19 FEV 2002 START TIME / DEBUT 10:20

St Ord.	Bib No.	NOC	Name	Push Time	Rk	P-1 Rk	1-2 Rk	2-3 Rk	3-4 Rk	4-F Rk	Finish Time	Rk	Time Behind	Speed (km/h) (mph)						
21	18	LAT	DUKURS Tomass	5.09	20	15.19	16	9.30	16	9.70 =14	5.69	16	5.49	13	50.46	17	+1.17	128.5	79.8	
				5.10	15	15.22	15	9.36	17	9.81 =16	5.70	15	5.53	12	50.72	17	+1.17	127.7	79.3	
22	12	GRE	VOUDOURIS Michael Pa	7.30	24	17.93	24	9.86	24	10.24	24	6.18	24	6.29	24	57.80	24	+8.51	121.2	75.3
				5.36	23	15.42	21	9.47	20	10.00	20	6.13	23	6.42	23	52.80	22	+3.25	126.1	78.4
23	19	MEX	CARRASCO Luis	5.22	22	15.37	21	9.52	21	10.09	22	5.95	23	5.84	21	51.99	22	+2.70	125.4	77.9
				5.29	22	15.46	22	9.63	22	10.17	21	5.98	20	5.93	20	52.46	21	+2.91	123.5	76.7
24	1	ARG	GLESSNER German A	5.58	23	15.65	23	9.55	22	10.06	21	5.90	21	6.08	23	52.82	23	+3.53	124.9	77.6
				5.24	21	15.70	23	9.83	23	10.37	23	6.04	22	6.11	22	53.29	23	+3.74	120.8	75.1
25	7	CZE	CHUCHLA Josef	4.91	=3	15.43	22	9.66	23	10.10	23	5.92	22	5.93	22	51.95	21	+2.66	123.1	76.5
				4.95	=4	15.20	14	9.55	21	10.19	22	5.99	21	6.00	21	51.88	20	+2.33	123.9	77.0
26	21	RUS	ALADASHVILI Constanti	4.91	=3	15.11	=11	9.26	12	9.72	16	5.70	17	5.55	17	50.25	12	+0.96	129.3	80.3
				4.99	=9	15.16	11	9.34	15	9.81 =16	5.71	16	5.58	15	50.59	=15	+1.04	128.0	79.5	

LEGEND

Rk Rank

km/h kilometers per hour

DNS Did not start

Int. Intermediate time

mph miles per hour

P-1, 1-2, 2-3, 3-F Split interval



MEN'S HEAT 1
HOMMES, 1ère MANCHE

UTAH OLYMPIC PARK WED 20 FEB 2002 / MER 20 FEV 2002 START TIME / DEBUT 9:00

	Push Record	Track Record
Time	4.60 sec	48.60 sec
Date	06 JAN 2002	16 FEB 2001
Name	ELLIS Kevin	RETTL Martin
NOC	USA	AUT

Start Order	Bib No.	NOC	Name	Push Time	Int. 1	Int. 2	Int. 3	Int. 4	Finish Time
1	1	SUI	STAEHLI Gregor						
2	2	AUT	RETTL Martin						
3	3	CAN	GIBSON Duff						
4	4	USA	SHEA Jim						
5	5	SUI	POLETTI Felix						
6	6	FRA	CAVORET Philippe						
7	7	GER	SCHNEIDER Wilfried						
8	8	CAN	PAIN Jeff						
9	9	AUT	AUER Christian						
10	10	USA	SOULE Chris						
11	11	GBR	BROMLEY Kristan						
12	12	USA	DEWITT Lincoln						
13	13	IRL	WROTTSLEY Clifton						
14	14	CAN	RICHARD Pascal						
15	15	JPN	KOSHI Kazuhiro						
16	16	ITA	STEGER Christian						
17	17	NOR	PEDERSEN Snorre						
18	18	JPN	INADA Masaru						
19	19	GER	KLEBER Frank						
20	20	KOR	KANG Kwang-Bae						
21	21	CZE	CHUCHLA Josef						
22	22	ARG	GLESSNER German A						
23	23	GRE	VOUDOURIS Michael Panagiotis						
24	24	MEX	CARRASCO Luis						
25	25	LAT	DUKURS Tomass						
26	26	RUS	ALADASHVILI Constantin						

LEGEND

Int. - Intermediate time



MEN'S HEAT 2
HOMMES, 2e MANCHE

UTAH OLYMPIC PARK WED 20 FEB 2002 / MER 20 FEV 2002 START TIME / DEBUT 10:27

	Push Record	Track Record
Time	4.60 sec	48.60 sec
Date	06 JAN 2002	16 FEB 2001
Name	ELLIS Kevin	RETTL Martin
NOC	USA	AUT

Start Order	Bib No.	NOC	Name	1st Heat		Push Time	Int. 1	Int. 2	Int. 3	Int. 4	Finish Time	Total Time
				Time	Rk							
1	22	ARG	GLESSNER German A	55.40	26							
2	24	MEX	CARRASCO Luis	54.32	25							
3	23	GRE	VOUDOURIS Michael Panagiotis	54.11	24							
4	21	CZE	CHUCHLA Josef	54.02	23							
5	26	RUS	ALADASHVILI Constantin	52.92	22							
6	25	LAT	DUKURS Tomass	52.29	21							
7	16	ITA	STEGER Christian	52.25	20							
8	11	GBR	BROMLEY Kristan	52.17	19							
9	20	KOR	KANG Kwang-Bae	52.11	18							
10	17	NOR	PEDERSEN Snorre	52.07	17							
11	18	JPN	INADA Masaru	52.05	16							
12	14	CAN	RICHARD Pascal	51.98	15							
13	6	FRA	CAVORET Philippe	51.92	14							
14	10	USA	SOULE Chris	51.89	13							
15	9	AUT	AUER Christian	51.81	12							
16	5	SUI	POLETTI Felix	51.76	11							
17	7	GER	SCHNEIDER Wilfried	51.67	10							
18	12	USA	DEWITT Lincoln	51.63	9							
19	19	GER	KLEBER Frank	51.58	8							
20	8	CAN	PAIN Jeff	51.51	7							
21	15	JPN	KOSHI Kazuhiro	51.50	6							
22	3	CAN	GIBSON Duff	51.40	5							
23	1	SUI	STAEHLI Gregor	51.16	4							
24	13	IRL	WROTTESELEY Clifton	51.07	3							
25	2	AUT	RETTL Martin	51.02	2							
26	4	USA	SHEA Jim	50.89	1							

LEGEND

Rk Rank
Int. Intermediate time



MEN'S
HOMMES

UTAH OLYMPIC PARK WED 20 FEB 2002 / MER 20 FEV 2002 START TIME / DEBUT 10:27

	Push Record	Track Record
Time	4.60 sec	48.60 sec
Date	06 JAN 2002	16 FEB 2001
Name	ELLIS Kevin	RETTL Martin
NOC	USA	AUT

Rk	Bib No.	NOC	Name	Push Time	Rk	Int.1 Rk	Int.2 Rk	Int.3 Rk	Int.4 Rk	Finish Time	Rk	Time Behind	Speed (km/h)	Speed (mph)	Rec.			
1	4	USA	SHEA Jim	4.90	7	20.25	5	29.66	4	39.54	=1	45.28	1	50.89	1	0.00	127.1	78.9
				4.85	5	20.12	5	29.55	4	39.50	3	45.34	3	51.07	3	+0.08	126.6	78.7
				Total :						1:41.96		0.00						
2	2	AUT	RETTL Martin	4.81	=2	20.19	=2	29.63	2	39.56	3	45.34	2	51.02	2	+0.13	126.7	78.7
				4.76	=2	19.99	2	29.41	2	39.36	2	45.20	2	50.99	=1	0.00	126.8	78.8
				Total :						1:42.01		+0.05						
3	1	SUI	STAEHLI Gregor	4.81	=2	20.19	=2	29.60	1	39.54	=1	45.38	3	51.16	4	+0.27	127.2	79.0
				4.73	1	19.93	1	29.32	1	39.26	1	45.16	1	50.99	=1	0.00	127.1	79.0
				Total :						1:42.15		+0.19						
4	13	IRL	WROTTESELEY Clifton	5.02	=14	20.42	10	29.80	6	39.65	4	45.42	4	51.07	3	+0.18	127.7	79.3
				5.03	18	20.40	16	29.81	=13	39.82	=9	45.71	=10	51.50	9	+0.51	127.1	78.9
				Total :						1:42.57		+0.61						
5	12	USA	DEWITT Lincoln	4.78	1	20.23	4	29.82	7	39.94	9	45.82	9	51.63	9	+0.74	124.8	77.5
				4.76	=2	20.00	3	29.49	3	39.52	4	45.40	5	51.20	5	+0.21	125.9	78.2
				Total :						1:42.83		+0.87						
6	8	CAN	PAIN Jeff	4.98	13	20.52	14	30.06	12	40.02	11	45.81	8	51.51	7	+0.62	125.2	77.7
				4.99	16	20.36	15	29.79	12	39.74	8	45.60	8	51.41	7	+0.42	126.7	78.7
				Total :						1:42.92		+0.96						
7	10	USA	SOULE Chris	5.03	16	20.65	=18	30.23	19	40.28	=15	46.13	15	51.89	13	+1.00	124.8	77.5
				4.95	=12	20.26	11	29.65	7	39.54	5	45.35	4	51.09	4	+0.10	127.3	79.1
				Total :						1:42.98		+1.02						
8	15	JPN	KOSHI Kazuhiro	4.96	12	20.38	9	29.86	9	39.86	6	45.72	6	51.50	6	+0.61	126.2	78.4
				4.97	14	20.35	=13	29.83	15	39.84	11	45.70	9	51.52	10	+0.53	126.0	78.3
				Total :						1:43.02		+1.06						
9	7	GER	SCHNEIDER Wilfried	4.91	8	20.49	12	29.96	11	39.98	10	45.86	11	51.67	10	+0.78	126.1	78.4
				4.90	8	20.18	7	29.64	6	39.66	7	45.56	7	51.47	8	+0.48	126.2	78.4
				Total :						1:43.14		+1.18						
10	3	CAN	GIBSON Duff	4.82	4	20.13	1	29.65	3	39.69	5	45.58	5	51.40	5	+0.51	124.9	77.6
				4.91	9	20.22	=9	29.75	=10	39.86	12	45.79	12	51.76	=13	+0.77	124.6	77.4
				Total :						1:43.16		+1.20						
11	19	GER	KLEBER Frank	4.95	11	20.32	8	29.84	8	39.89	7	45.77	7	51.58	8	+0.69	125.2	77.8
				4.98	15	20.34	12	29.81	=13	39.89	13	45.85	14	51.76	=13	+0.77	125.9	78.2
				Total :						1:43.34		+1.38						



MEN'S
HOMMES

UTAH OLYMPIC PARK WED 20 FEB 2002 / MER 20 FEV 2002 START TIME / DEBUT 10:27

Rk	Bib No.	NOC	Name	Push Time	Rk	Int.1	Rk	Int.2	Rk	Int.3	Rk	Int.4	Rk	Finish Time	Rk	Time Behind	Speed (km/h)	(mph)	Rec.
12	9	AUT	AUER Christian	5.05 =18	20.65 =18	30.16	14	40.15	13	46.01	12	51.81	12	+0.92	125.6	78.0			
				4.93 =10	20.22 =9	29.75 =10	39.82 =9	45.71 =10				51.56	11	+0.57	125.0	77.6			
				Total :										1:43.37		+1.41			
13	11	GBR	BROMLEY Kristan	4.94	10	20.57	16	30.20 =15	40.33	18	46.23	18	52.17	19	+1.28	124.2	77.1		
				4.87 =6	20.15	6	29.60	5	39.58	6	45.43	6	51.26	6	+0.27	126.3	78.5		
				Total :										1:43.43		+1.47			
14	17	NOR	PEDERSEN Snorre	5.08	20	20.66 =20	30.21 =17	40.29	17	46.19	17	52.07	17	+1.18	125.2	77.8			
				5.02	17	20.35 =13	29.85	16	39.92	15	45.83	13	51.70	12	+0.71	125.6	78.0		
				Total :										1:43.77		+1.81			
15	14	CAN	RICHARD Pascal	5.05 =18	20.45	11	30.10	13	40.28 =15	46.17	16	51.98	15	+1.09	123.0	76.4			
				5.08	22	20.49	20	30.01	17	40.09	17	46.00	16	51.86	15	+0.87	124.8	77.5	
				Total :										1:43.84		+1.88			
16	5	SUI	POLETTI Felix	4.88	6	20.26	6	29.78	5	39.90	8	45.85	10	51.76	11	+0.87	125.6	78.0	
				4.87 =6	20.20	8	29.73	9	39.95	16	46.04	17	52.11	18	+1.12	125.2	77.8		
				Total :										1:43.87		+1.91			
17	6	FRA	CAVORET Philippe	5.09	21	20.66 =20	30.20 =15	40.25	14	46.11	14	51.92	14	+1.03	125.4	77.9			
				5.06	20	20.51	21	30.02	18	40.14	18	46.07	18	51.96	17	+0.97	125.6	78.0	
				Total :										1:43.88		+1.92			
18	18	JPN	INADA Masaru	4.83	5	20.27	7	29.93	10	40.13	12	46.09	13	52.05	16	+1.16	123.6	76.8	
				4.80	4	20.09	4	29.69	8	39.90	14	45.91	15	51.93	16	+0.94	123.9	77.0	
				Total :										1:43.98		+2.02			
19	16	ITA	STEGER Christian	5.11	22	20.64	17	30.25	20	40.43	20	46.36	20	52.25	20	+1.36	123.9	77.0	
				5.05	19	20.45	17	30.04	19	40.18	19	46.17	19	52.15	19	+1.16	124.3	77.2	
				Total :										1:44.40		+2.44			
20	20	KOR	KANG Kwang-Bae	5.22 =24	20.85	23	30.39	22	40.45	21	46.31	19	52.11	18	+1.22	125.4	77.9		
				5.17	23	20.71	23	30.36	22	40.57	22	46.52	22	52.40	21	+1.41	123.6	76.8	
				Total :										1:44.51		+2.55			
21	25	LAT	DUKURS Tomass	5.04	17	20.55	15	30.21 =17	40.42	19	46.38	21	52.29	21	+1.40	123.7	76.8		
				5.07	21	20.61	22	30.22	21	40.44	21	46.43	20	52.38	20	+1.39	124.3	77.2	
				Total :										1:44.67		+2.71			
22	26	RUS	ALADASHVILI Constantin	4.92	9	20.51	13	30.32	21	40.76	22	46.87	22	52.92	22	+2.03	121.9	75.7	
				4.93 =10	20.46	18	30.06	20	40.27	20	46.46	21	52.67	22	+1.68	124.4	77.3		
				Total :										1:45.59		+3.63			
23	23	GRE	VOUDOURIS Michael Par	5.38	26	21.27	25	31.12	25	41.58	24	47.82	24	54.11	24	+3.22	120.7	75.0	
				5.44	25	21.38	24	31.28	24	41.77	24	48.01	23	54.33	23	+3.34	120.0	74.5	
				Total :										1:48.44		+6.48			



MEN'S
HOMMES

UTAH OLYMPIC PARK WED 20 FEB 2002 / MER 20 FEV 2002 START TIME / DEBUT 10:27

Rk	Bib No.	NOC	Name	Push Time	Rk	Int.1	Rk	Int.2	Rk	Int.3	Rk	Int.4	Rk	Finish Time	Rk	Time Behind	Speed (km/h) (mph)	Rec.
24	21	CZE	CHUCHLA Josef	5.02 =14	20.76	22	30.71	23	41.35	23	47.62	23	54.02	23	+3.13	119.0	73.9	
				4.95 =12	20.47	19	30.61	23	41.68	23	48.09	24	54.64	24	+3.65	115.3	71.6	
													Total :		1:48.66		+6.70	
25	24	MEX	CARRASCO Luis	5.20	23	20.94	24	30.94	24	41.68	25	47.99	25	54.32	25	+3.43	118.5	73.6
				5.54	26	21.64	26	31.53	25	42.17	25	48.38	25	54.66	25	+3.67	120.5	74.8
													Total :		1:48.98		+7.02	
26	22	ARG	GLESSNER German A	5.22 =24	21.39	26	31.57	26	42.37	26	48.74	26	55.40	26	+4.51	116.7	72.5	
				5.35	24	21.53	25	31.86	26	43.21	26	49.86	26	57.25	26	+6.26	114.5	71.1
													Total :		1:52.65		+10.69	

Race Director

Jury President

LEGEND

Rk Rank **km/h** kilometers per hour

Int. Intermediate time **mph** miles per hour

Rec. Records / Record

The above results do not reflect possible disqualifications due to material check or doping.



MEN'S, AFTER HEAT 2
HOMMES, APRÈS 2e MANCHE

UTAH OLYMPIC PARK WED 20 FEB 2002 / MER 20 FEV 2002 START TIME / DEBUT 10:27

	Push Record	Track Record
Time	4.60 sec	48.60 sec
Date	06 JAN 2002	16 FEB 2001
Name	ELLIS Kevin	RETTL Martin
NOC	USA	AUT

Rk	Bib No.	NOC	Name	Push Time	Rk	P-1 Rk	1-2 Rk	2-3 Rk	3-4 Rk	4-F Rk	Finish Time	Rk	Time Behind	Speed (km/h)	Speed (mph)						
1	4	USA	SHEA Jim	4.90	7	15.35	2	9.41	=2	9.88	2	5.74	1	5.61	1	50.89	1	0.00	127.1	78.9	
				4.85	5	15.27	4	9.43	=5	9.95	=3	5.84	=2	5.73	1	51.07	3	+0.08	126.6	78.7	
														Total :				1:41.96		0.00	
2	2	AUT	RETTL Martin	4.81	=2	15.38	=4	9.44	4	9.93	3	5.78	3	5.68	3	51.02	2	+0.13	126.7	78.7	
				4.76	=2	15.23	2	9.42	4	9.95	=3	5.84	=2	5.79	=3	50.99	=1	0.00	126.8	78.8	
														Total :				1:42.01		+0.05	
3	1	SUI	STAEHLI Gregor	4.81	=2	15.38	=4	9.41	=2	9.94	4	5.84	5	5.78	=6	51.16	4	+0.27	127.2	79.0	
				4.73	1	15.20	1	9.39	=1	9.94	2	5.90	=10	5.83	=8	50.99	=1	0.00	127.1	79.0	
														Total :				1:42.15		+0.19	
4	13	IRL	WROTTESELEY Clifton	5.02	=14	15.40	=7	9.38	1	9.85	1	5.77	2	5.65	2	51.07	3	+0.18	127.7	79.3	
				5.03	18	15.37	=14	9.41	3	10.01	=7	5.89	=8	5.79	=3	51.50	9	+0.51	127.1	78.9	
														Total :				1:42.57		+0.61	
5	12	USA	DEWITT Lincoln	4.78	1	15.45	11	9.59	16	10.12	=15	5.88	=11	5.81	=10	51.63	9	+0.74	124.8	77.5	
				4.76	=2	15.24	3	9.49	11	10.03	10	5.88	7	5.80	5	51.20	5	+0.21	125.9	78.2	
														Total :				1:42.83		+0.87	
6	8	CAN	PAIN Jeff	4.98	13	15.54	14	9.54	=11	9.96	5	5.79	4	5.70	4	51.51	7	+0.62	125.2	77.7	
				4.99	16	15.37	=14	9.43	=5	9.95	=3	5.86	=5	5.81	6	51.41	7	+0.42	126.7	78.7	
														Total :				1:42.92		+0.96	
7	10	USA	SOULE Chris	5.03	16	15.62	20	9.58	15	10.05	=10	5.85	6	5.76	5	51.89	13	+1.00	124.8	77.5	
				4.95	=12	15.31	=9	9.39	=1	9.89	1	5.81	1	5.74	2	51.09	4	+0.10	127.3	79.1	
														Total :				1:42.98		+1.02	
8	15	JPN	KOSHI Kazuhiro	4.96	12	15.42	9	9.48	6	10.00	7	5.86	=7	5.78	=6	51.50	6	+0.61	126.2	78.4	
				4.97	14	15.38	16	9.48	10	10.01	=7	5.86	=5	5.82	7	51.52	10	+0.53	126.0	78.3	
														Total :				1:43.02		+1.06	
9	7	GER	SCHNEIDER Wilfried	4.91	8	15.58	=16	9.47	5	10.02	8	5.88	=11	5.81	=10	51.67	10	+0.78	126.1	78.4	
				4.90	8	15.28	=5	9.46	8	10.02	9	5.90	=10	5.91	=15	51.47	8	+0.48	126.2	78.4	
														Total :				1:43.14		+1.18	
10	3	CAN	GIBSON Duff	4.82	4	15.31	1	9.52	=8	10.04	9	5.89	=14	5.82	15	51.40	5	+0.51	124.9	77.6	
				4.91	9	15.31	=9	9.53	=15	10.11	15	5.93	=14	5.97	18	51.76	=13	+0.77	124.6	77.4	
														Total :				1:43.16		+1.20	
11	19	GER	KLEBER Frank	4.95	11	15.37	3	9.52	=8	10.05	=10	5.88	=11	5.81	=10	51.58	8	+0.69	125.2	77.8	
				4.98	15	15.36	13	9.47	9	10.08	=13	5.96	17	5.91	=15	51.76	=13	+0.77	125.9	78.2	
														Total :				1:43.34		+1.38	



MEN'S, AFTER HEAT 2
HOMMES, APRÈS 2e MANCHE

UTAH OLYMPIC PARK WED 20 FEB 2002 / MER 20 FEV 2002 START TIME / DEBUT 10:27

Rk	Bib No.	NOC	Name	Push Time	Rk	P-1 Rk	1-2 Rk	2-3 Rk	3-4 Rk	4-F Rk	Finish Time	Rk	Time Behind	Speed (km/h)	Speed (mph)					
12	9	AUT	AUER Christian	5.05 =18	15.60	19	9.51	7	9.99	6	5.86 =7	5.80 =8	51.81	12	+0.92	125.6	78.0			
				4.93 =10	15.29	=7	9.53 =15	10.07 =11	5.89 =8	5.85	10	51.56	11	+0.57	125.0	77.6				
										Total :		1:43.37		+1.41						
13	11	GBR	BROMLEY Kristan	4.94	10	15.63 =21	9.63	18	10.13	17	5.90 =16	5.94	20	52.17	19	+1.28	124.2	77.1		
				4.87	=6	15.28 =5	9.45	7	9.98	6	5.85	4	5.83 =8	51.26	6	+0.27	126.3	78.5		
										Total :		1:43.43		+1.47						
14	17	NOR	PEDERSEN Snorre	5.08	20	15.58 =16	9.55	14	10.08	14	5.90 =16	5.88	16	52.07	17	+1.18	125.2	77.8		
				5.02	17	15.33 =11	9.50	12	10.07 =11	5.91 =12	5.87	12	51.70	12	+0.71	125.6	78.0			
										Total :		1:43.77		+1.81						
15	14	CAN	RICHARD Pascal	5.05 =18	15.40	=7	9.65	19	10.18 =18	5.89 =14	5.81 =10	51.98	15	+1.09	123.0	76.4				
				5.08	22	15.41	18	9.52	14	10.08 =13	5.91 =12	5.86	11	51.86	15	+0.87	124.8	77.5		
										Total :		1:43.84		+1.88						
16	5	SUI	POLETTI Felix	4.88	6	15.38 =4	9.52	=8	10.12 =15	5.95	19	5.91 =18	51.76	11	+0.87	125.6	78.0			
				4.87	=6	15.33 =11	9.53 =15	10.22 =21	6.09	21	6.07	21	52.11	18	+1.12	125.2	77.8			
										Total :		1:43.87		+1.91						
17	6	FRA	CAVORET Philippe	5.09	21	15.57	15	9.54 =11	10.05 =10	5.86 =7	5.81 =10	51.92	14	+1.03	125.4	77.9				
				5.06	20	15.45	19	9.51	13	10.12	16	5.93 =14	5.89	14	51.96	17	+0.97	125.6	78.0	
										Total :		1:43.88		+1.92						
18	18	JPN	INADA Masaru	4.83	5	15.44	10	9.66 =20	10.20	20	5.96 =20	5.96	21	52.05	16	+1.16	123.6	76.8		
				4.80	4	15.29 =7	9.60 =19	10.21 =18	6.01	20	6.02	20	51.93	16	+0.94	123.9	77.0			
										Total :		1:43.98		+2.02						
19	16	ITA	STEGER Christian	5.11	22	15.53	13	9.61	17	10.18 =18	5.93	18	5.89	17	52.25	20	+1.36	123.9	77.0	
				5.05	19	15.40	17	9.59	18	10.14	17	5.99 =18	5.98	19	52.15	19	+1.16	124.3	77.2	
										Total :		1:44.40		+2.44						
20	20	KOR	KANG Kwang-Bae	5.22 =24	15.63 =21	9.54 =11	10.06	13	5.86 =7	5.80 =8	52.11	18	+1.22	125.4	77.9					
				5.17	23	15.54 =22	9.65	22	10.21 =18	5.95	16	5.88	13	52.40	21	+1.41	123.6	76.8		
										Total :		1:44.51		+2.55						
21	25	LAT	DUKURS Tomass	5.04	17	15.51	12	9.66 =20	10.21	21	5.96 =20	5.91 =18	52.29	21	+1.40	123.7	76.8			
				5.07	21	15.54 =22	9.61	21	10.22 =21	5.99 =18	5.95	17	52.38	20	+1.39	124.3	77.2			
										Total :		1:44.67		+2.71						
22	26	RUS	ALADASHVILI Constanti	4.92	9	15.59	18	9.81	22	10.44	22	6.11	22	6.05	22	52.92	22	+2.03	121.9	75.7
				4.93 =10	15.53	21	9.60 =19	10.21 =18	6.19	22	6.21	22	52.67	22	+1.68	124.4	77.3			
										Total :		1:45.59		+3.63						
23	23	GRE	VOUDOURIS Michael Pa	5.38	26	15.89	25	9.85	23	10.46	23	6.24	23	6.29	23	54.11	24	+3.22	120.7	75.0
				5.44	25	15.94	24	9.90	24	10.49	23	6.24	24	6.32	24	54.33	23	+3.34	120.0	74.5
										Total :		1:48.44		+6.48						



MEN'S, AFTER HEAT 2
HOMMES, APRÈS 2e MANCHE

UTAH OLYMPIC PARK WED 20 FEB 2002 / MER 20 FEV 2002 START TIME / DEBUT 10:27

Rk	Bib No.	NOC	Name	Push Time	Rk	P-1 Rk	1-2 Rk	2-3 Rk	3-4 Rk	4-F Rk	Finish Time	Rk	Time Behind	Speed (km/h)	Speed (mph)
24	21	CZE	CHUCHLA Josef	5.02 =14		15.74 =23	9.95 24	10.64 24	6.27 24	6.40 25	54.02	23	+3.13	119.0	73.9
				4.95 =12		15.52 20	10.14 25	11.07 25	6.41 25	6.55 25	54.64	24	+3.65	115.3	71.6
											Total :		1:48.66		+6.70
25	24	MEX	CARRASCO Luis	5.20 23		15.74 =23	10.00 25	10.74 25	6.31 25	6.33 24	54.32	25	+3.43	118.5	73.6
				5.54 26		16.10 25	9.89 23	10.64 24	6.21 23	6.28 23	54.66	25	+3.67	120.5	74.8
											Total :		1:48.98		+7.02
26	22	ARG	GLESSNER German A	5.22 =24		16.17 26	10.18 26	10.80 26	6.37 26	6.66 26	55.40	26	+4.51	116.7	72.5
				5.35 24		16.18 26	10.33 26	11.35 26	6.65 26	7.39 26	57.25	26	+6.26	114.5	71.1
											Total :		1:52.65		+10.69

LEGEND

Rk Rank **km/h** kilometers per hour
Int. Intermediate time **mph** mph - miles per hour
P-1, 1-2, 2-3, 3-4, 4-F Split interval



MEN'S / HOMMES

Participants									
ARG (1)	AUT (2)	CAN (3)	CZE (1)	FRA (1)	GBR (1)	GER (2)	GRE (1)	IRL (1)	ITA (1)
JPN (2)	KOR (1)	LAT (1)	MEX (1)	NOR (1)	RUS (1)	SUI (2)	USA (3)		

Track Records Prior to the Games		
	Push Time	Track Time
Time	4.60	48.60
Date	6 JAN 2002	16 FEB 2001
Name	ELLIS Kevin	RETTL Martin
NOC	USA	AUT

Weather Conditions											
Time	07:00	08:00	08:30	09:00	09:30	10:00	10:30	11:00	11:30	12:00	
Overall Weather Condition	Snow	Snow	Snow	Snow	Snow	Snow	Snow	Snow	Snow	Snow	
Air Temperature (°C/F)	0/32	0/32	0/32	0/32	0/32	0/32	0.6/33	0.6/33	0.6/33	0.6/33	
Ice Temperature (°C/F)	-4.2/24	-4.3/24	-4/24	-4.1/24	-4.3/24	-4.5/23	-4.5/23	-4.2/24	-4.7/23	-4.6/23	
Humidity	83	81	89	88	91	92	88	85	86	87	
Wind Direction	SW	W	W	W	W	NW	NW	NW	NW	W	
Wind Speed (m/s)	2	3	2	1	2	1	2	1	2	2	
Precipitation Accumulation (cm/in per hour)	0.6/0.3	1.3/0.5	1.3/0.5	0.3/0.1	0.3/0.1	0.3/0.1	1.3/0.5	0.6/0.3	0.6/0.3	1.3/0.5	

Jury Decisions									
	Run	BIB	NOC	Run	BIB	NOC	Run	BIB	NOC
Participant(s)									
Explanation	None								
Race Director									

List of Officials				
FIBT President	STOREY Robert		FIBT Secretary General	GARDELLA Ermanno
Technical Delegate	DAL FABBRO Corrado		Technical Delegate	TRACHSEL Hans Joerg
President of the Jury	GEISSBUEHLER Ueli		Member of the Jury	SUZUKI Shozo
Member of the Jury	STRAUSS Wolfgang		Technical Official	GRAHAM David Peter
Race Director	THOMA Heinz		Physician	McDONAGH David

LEGEND

NW North-West **SW** South-West **W** West



Women's



WOMEN'S TRAINING HEATS 1 & 2
DAMES, ENTRAÎNEMENT, MANCHES 1 & 2

UTAH OLYMPIC PARK SUN 17 FEB 2002 / DIM 17 FEV 2002 START TIME / DEBUT 11:22

Start Order	Bib No.	NOC	Name	Push Time	Rk	Int. 1	Rk	Int. 2	Rk	Int. 3	Rk	Int. 4	Rk	Finish Time	Rk	Time Behind	Speed (km/h)	Speed (mph)
1	11	SUI	PEDERSEN BIERI Ma	5.32	7	20.66	=8	30.09	8	39.97	8	45.75	8	51.42	8	+0.85	126.9	78.8
				5.32	=7	20.63	5	29.94	3	39.67	=2	45.38	2	51.00	2	+0.68	128.5	79.8
2	10	RUS	MIRONOVA Ekaterina	5.51	11	20.93	11	30.28	10	40.13	9	45.90	9	51.57	9	+1.00	128.1	79.6
				5.42	11	20.78	11	30.09	=8	39.88	7	45.63	7	51.24	6	+0.92	128.4	79.8
3	8	JPN	NAKAYAMA Eiko	5.19	1	20.58	4	30.24	9	40.26	11	46.09	11	51.88	11	+1.31	123.7	76.8
				5.19	=1	20.53	=2	30.03	7	40.01	=8	45.92	10	51.78	11	+1.46	125.6	78.1
4	6	GRE	NINOS Cindy	5.73	13	21.42	13	30.98	13	41.05	13	47.07	13	53.31	13	+2.74	124.7	77.5
				5.66	12	21.48	13	31.42	13	41.99	13	48.21	13	54.41	13	+4.09	118.3	73.5
5	5	GER	SARTOR Diana	5.34	=8	20.66	=8	30.04	7	39.87	=6	45.60	6	51.22	5	+0.65	126.2	78.4
				5.35	10	20.70	8	30.02	6	39.80	5	45.52	4	51.05	3	+0.73	127.6	79.2
6	4	GER	HANZLIK Steffi	5.25	=3	20.60	=5	30.00	6	39.87	=6	45.65	7	51.37	7	+0.80	127.0	78.9
				5.27	5	20.66	7	30.09	=8	40.01	=8	45.79	8	51.50	8	+1.18	126.6	78.6
7	9	NZL	COUCH Liz	5.56	12	21.11	12	30.65	12	40.67	12	46.56	12	52.41	12	+1.84	125.4	77.9
				5.67	13	21.35	12	30.92	12	41.05	12	47.00	12	52.84	12	+2.52	124.9	77.6
8	12	USA	GALE Tristan	5.34	=8	20.65	7	29.92	=3	39.67	2	45.38	2	51.05	2	+0.48	128.7	80.0
				5.32	=7	20.65	6	29.97	4	39.81	6	45.61	6	51.26	7	+0.94	127.7	79.4
9	13	USA	PARSLEY Lea Ann	5.25	=3	20.48	1	29.71	1	39.35	1	44.99	1	50.57	1	0.00	129.3	80.3
				5.25	4	20.53	=2	29.72	1	39.31	1	44.90	1	50.32	1	0.00	130.0	80.8
10	3	GBR	COOMBER Alex	5.29	6	20.60	=5	29.92	=3	39.68	3	45.42	4	51.09	=3	+0.52	128.3	79.7
				5.24	3	20.60	4	29.98	5	39.79	4	45.53	5	51.16	5	+0.84	127.4	79.1
11	1	CAN	KELLY Michelle	5.37	10	20.80	10	30.30	11	40.16	10	45.92	10	51.76	10	+1.19	125.4	77.9
				5.33	9	20.74	=9	30.21	11	40.13	11	45.93	11	51.61	10	+1.29	125.7	78.1
12	2	CAN	ALCOCK Lindsay	5.24	2	20.52	2	29.91	2	39.69	4	45.40	3	51.09	=3	+0.52	127.0	78.9
				5.19	=1	20.44	1	29.84	2	39.67	=2	45.43	3	51.10	4	+0.78	126.8	78.8
13	7	ITA	LOCATI Dany	5.25	=3	20.57	3	29.93	5	39.76	5	45.54	5	51.30	6	+0.73	127.8	79.4
				5.28	6	20.74	=9	30.20	10	40.11	10	45.86	9	51.52	9	+1.20	126.3	78.5

LEGEND

Rk Rank **km/h** kilometers per hour
Int. Intermediate time **mph** miles per hour



ANALYSE DE PERFORMANCES - PAR ORDRE DE DÉPART

WOMEN'S TRAINING HEATS 1 & 2 DAMES, ENTRAÎNEMENT, MANCHES 1 & 2

UTAH OLYMPIC PARK SUN 17 FEB 2002 / DIM 17 FEV 2002 START TIME / DEBUT 11:22

St Ord.	Bib No.	NOC	Name	Push Time	Rk	P-1 Rk	1-2 Rk	2-3 Rk	3-4 Rk	4-F Rk	Finish Time	Rk	Time Behind	Speed (km/h) (mph)						
1	11	SUI	PEDERSEN BIERI Maya	5.32	7	15.34	7	9.43	9	9.88	10	5.78	=8	5.67	=3	51.42	8	+0.85	126.9	78.8
				5.32	=7	15.31	3	9.31	=2	9.73	2	5.71	2	5.62	4	51.00	2	+0.68	128.5	79.8
2	10	RUS	MIRONOVA Ekaterina	5.51	11	15.42	10	9.35	4	9.85	7	5.77	7	5.67	=3	51.57	9	+1.00	128.1	79.6
				5.42	11	15.36	=7	9.31	=2	9.79	4	5.75	=5	5.61	3	51.24	6	+0.92	128.4	79.8
3	8	JPN	NAKAYAMA Eiko	5.19	1	15.39	9	9.66	13	10.02	=11	5.83	11	5.79	10	51.88	11	+1.31	123.7	76.8
				5.19	=1	15.34	5	9.50	11	9.98	11	5.91	11	5.86	12	51.78	11	+1.46	125.6	78.1
4	6	GRE	NINOS Cindy	5.73	13	15.69	13	9.56	12	10.07	13	6.02	13	6.24	13	53.31	13	+2.74	124.7	77.5
				5.66	12	15.82	13	9.94	13	10.57	13	6.22	13	6.20	13	54.41	13	+4.09	118.3	73.5
5	5	GER	SARTOR Diana	5.34	=8	15.32	=5	9.38	6	9.83	=5	5.73	4	5.62	2	51.22	5	+0.65	126.2	78.4
				5.35	10	15.35	6	9.32	=4	9.78	3	5.72	3	5.53	2	51.05	3	+0.73	127.6	79.2
6	4	GER	HANZLIK Steffi	5.25	=3	15.35	8	9.40	8	9.87	9	5.78	=8	5.72	8	51.37	7	+0.80	127.0	78.9
				5.27	5	15.39	9	9.43	8	9.92	=9	5.78	8	5.71	10	51.50	8	+1.18	126.6	78.6
7	9	NZL	COUCH Liz	5.56	12	15.55	12	9.54	11	10.02	=11	5.89	12	5.85	12	52.41	12	+1.84	125.4	77.9
				5.67	13	15.68	12	9.57	12	10.13	12	5.95	12	5.84	11	52.84	12	+2.52	124.9	77.6
8	12	USA	GALE Tristan	5.34	=8	15.31	=3	9.27	2	9.75	2	5.71	=2	5.67	=3	51.05	2	+0.48	128.7	80.0
				5.32	=7	15.33	4	9.32	=4	9.84	7	5.80	=9	5.65	6	51.26	7	+0.94	127.7	79.4
9	13	USA	PARSLEY Lea Ann	5.25	=3	15.23	1	9.23	1	9.64	1	5.64	1	5.58	1	50.57	1	0.00	129.3	80.3
				5.25	4	15.28	2	9.19	1	9.59	1	5.59	1	5.42	1	50.32	1	0.00	130.0	80.8
10	3	GBR	COOMBER Alex	5.29	6	15.31	=3	9.32	3	9.76	3	5.74	5	5.67	=3	51.09	=3	+0.52	128.3	79.7
				5.24	3	15.36	=7	9.38	6	9.81	5	5.74	4	5.63	5	51.16	5	+0.84	127.4	79.1
11	1	CAN	KELLY Michelle	5.37	10	15.43	11	9.50	10	9.86	8	5.76	6	5.84	11	51.76	10	+1.19	125.4	77.9
				5.33	9	15.41	10	9.47	10	9.92	=9	5.80	=9	5.68	9	51.61	10	+1.29	125.7	78.1
12	2	CAN	ALCOCK Lindsay	5.24	2	15.28	2	9.39	7	9.78	4	5.71	=2	5.69	7	51.09	=3	+0.52	127.0	78.9
				5.19	=1	15.25	1	9.40	7	9.83	6	5.76	7	5.67	8	51.10	4	+0.78	126.8	78.8
13	7	ITA	LOCATI Dany	5.25	=3	15.32	=5	9.36	5	9.83	=5	5.78	=8	5.76	9	51.30	6	+0.73	127.8	79.4
				5.28	6	15.46	11	9.46	9	9.91	8	5.75	=5	5.66	7	51.52	9	+1.20	126.3	78.5

LEGEND

Rk Rank **km/h** kilometers per hour
Int. Intermediate time **mph** miles per hour
P-1, 1-2, 2-3, 3-F Split interval



WOMEN'S TRAINING HEATS 3 & 4
DAMES, ENTRAÎNEMENT, MANCHES 3 & 4

UTAH OLYMPIC PARK MON 18 FEB 2002 / LUN 18 FEV 2002 START TIME / DEBUT 11:30

Start Order	Bib No.	NOC	Name	Push Time	Rk	Int. 1	Rk	Int. 2	Rk	Int. 3	Rk	Int. 4	Rk	Finish Time	Rk	Time Behind	Speed (km/h)	Speed (mph)
1	7	ITA	LOCATI Dany	5.28	8	20.66	9	29.98	10	39.85	10	45.64	=10	51.31	11	+0.95	128.4	79.8
				5.37	9	20.85	11	30.21	10	40.04	9	45.80	9	51.53	9	+0.87	127.9	79.5
2	1	CAN	KELLY Michelle	5.16	2	20.48	4	29.87	=8	39.63	8	45.34	=7	51.20	10	+0.84	127.4	79.2
				5.25	5	20.58	5	29.88	=3	39.56	2	45.23	2	50.86	=3	+0.20	128.4	79.8
3	2	CAN	ALCOCK Lindsay	5.14	1	20.40	1	29.79	5	39.64	9	45.46	9	51.19	9	+0.83	127.0	78.9
				5.28	7	20.64	=6	30.01	7	39.82	7	45.55	7	51.23	7	+0.57	127.5	79.2
4	3	GBR	COOMBER Alex	5.19	3	20.46	=2	29.68	2	39.27	1	44.89	1	50.36	1	0.00	129.9	80.7
				5.22	3	20.50	1	29.76	1	39.43	1	45.12	1	50.66	1	0.00	129.3	80.3
5	12	USA	GALE Tristan	5.38	=11	20.70	10	29.87	=8	39.41	5	44.93	2	50.38	2	+0.02	130.3	80.9
				5.38	10	20.70	=8	29.93	5	39.62	4	45.24	3	50.68	2	+0.02	129.2	80.3
6	13	USA	PARSLEY Lea Ann	5.32	9	20.64	8	29.83	6	39.40	4	44.96	4	50.43	3	+0.07	130.2	80.9
				5.42	12	20.82	10	30.06	8	39.73	6	45.38	5	50.86	=3	+0.20	129.4	80.4
7	9	NZL	COUCH Liz	5.38	=11	20.82	12	30.19	12	40.06	12	45.84	12	51.55	12	+1.19	127.7	79.3
				5.41	11	20.92	12	30.36	=11	40.33	11	46.19	11	52.02	11	+1.36	126.9	78.8
8	5	GER	SARTOR Diana	5.35	10	20.71	11	30.11	11	39.94	11	45.64	=10	51.18	8	+0.82	125.9	78.2
				5.30	8	20.64	=6	30.11	9	40.06	10	45.90	10	51.75	10	+1.09	124.9	77.6
9	4	GER	HANZLIK Steffi	5.23	=6	20.51	6	29.76	4	39.44	6	45.04	5	50.49	4	+0.13	129.6	80.5
				5.19	2	20.53	=2	29.88	=3	39.69	5	45.43	6	51.04	6	+0.38	127.8	79.4
10	6	GRE	NINOS Cindy	5.68	13	21.29	13	30.89	13	41.07	13	47.04	13	52.90	13	+2.54	124.0	77.1
				5.67	13	21.43	13	30.96	13	41.02	13	46.94	13	52.76	13	+2.10	124.7	77.5
11	8	JPN	NAKAYAMA Eiko	5.20	4	20.54	7	29.85	7	39.59	7	45.34	=7	51.08	7	+0.72	128.5	79.8
				5.23	4	20.70	=8	30.36	=11	40.58	12	46.55	12	52.42	12	+1.76	123.7	76.8
12	10	RUS	MIRONOVA Ekaterina	5.23	=6	20.49	5	29.70	3	39.38	3	45.06	6	50.59	6	+0.23	130.2	80.9
				5.17	1	20.53	=2	29.96	6	39.92	8	45.74	8	51.38	8	+0.72	126.6	78.6
13	11	SUI	PEDERSEN BIERI Ma	5.22	5	20.46	=2	29.67	1	39.30	2	44.95	3	50.58	5	+0.22	130.1	80.8
				5.26	6	20.55	4	29.85	2	39.59	3	45.25	4	50.86	=3	+0.20	128.6	79.9

LEGEND

Rk Rank **km/h** kilometers per hour
Int. Intermediate time **mph** miles per hour



ANALYSE DE PERFORMANCES - PAR ORDRE DE DÉPART

WOMEN'S TRAINING HEATS 3 & 4

DAMES, ENTRAÎNEMENT, MANCHES 3 & 4

UTAH OLYMPIC PARK MON 18 FEB 2002 / LUN 18 FEV 2002 START TIME / DEBUT 11:30

St Ord.	Bib No.	NOC	Name	Push Time	Rk	P-1 Rk	1-2 Rk	2-3 Rk	3-4 Rk	4-F Rk	Finish Time	Rk	Time Behind	Speed (km/h)	(mph)					
1	7	ITA	LOCATI Dany	5.28	8	15.38	11	9.32	8	9.87 =11	5.79	11	5.67	8	51.31	11	+0.95	128.4	79.8	
				5.37	9	15.48	11	9.36	7	9.83	8	5.76	8	5.73	9	51.53	9	+0.87	127.9	79.5
2	1	CAN	KELLY Michelle	5.16	2	15.32	=6	9.39 =10	9.76	8	5.71	8	5.86 =12	51.20	10	+0.84	127.4	79.2		
				5.25	5	15.33	4	9.30 =4	9.68	3	5.67	4	5.63	6	50.86	=3	+0.20	128.4	79.8	
3	2	CAN	ALCOCK Lindsay	5.14	1	15.26	=2	9.39 =10	9.85	10	5.82	12	5.73	10	51.19	9	+0.83	127.0	78.9	
				5.28	7	15.36	=7	9.37	8	9.81 =6	5.73	6	5.68	8	51.23	7	+0.57	127.5	79.2	
4	3	GBR	COOMBER Alex	5.19	3	15.27	4	9.22	5	9.59	3	5.62	4	5.47 =3	50.36	1	0.00	129.9	80.7	
				5.22	3	15.28	1	9.26	3	9.67 =1	5.69	5	5.54	3	50.66	1	0.00	129.3	80.3	
5	12	USA	GALE Tristan	5.38 =11	15.32	=6	9.17	1	9.54	1	5.52	1	5.45 =1	50.38	2	+0.02	130.3	80.9		
				5.38	10	15.32	3	9.23	1	9.69	4	5.62	1	5.44	1	50.68	2	+0.02	129.2	80.3
6	13	USA	PARSLEY Lea Ann	5.32	9	15.32	=6	9.19	2	9.57	2	5.56	2	5.47 =3	50.43	3	+0.07	130.2	80.9	
				5.42	12	15.40	9	9.24	2	9.67 =1	5.65	2	5.48	2	50.86	=3	+0.20	129.4	80.4	
7	9	NZL	COUCH Liz	5.38 =11	15.44	12	9.37	9	9.87 =11	5.78	10	5.71	9	51.55	12	+1.19	127.7	79.3		
				5.41	11	15.51	12	9.44	10	9.97	11	5.86	11	5.83	11	52.02	11	+1.36	126.9	78.8
8	5	GER	SARTOR Diana	5.35	10	15.36	10	9.40	12	9.83	9	5.70	7	5.54	6	51.18	8	+0.82	125.9	78.2
				5.30	8	15.34	=5	9.47	11	9.95	9	5.84	10	5.85	12	51.75	10	+1.09	124.9	77.6
9	4	GER	HANZLIK Steffi	5.23	=6	15.28	5	9.25	6	9.68 =5	5.60	3	5.45 =1	50.49	4	+0.13	129.6	80.5		
				5.19	2	15.34	=5	9.35	6	9.81 =6	5.74	7	5.61 =4	51.04	6	+0.38	127.8	79.4		
10	6	GRE	NINOS Cindy	5.68	13	15.61	13	9.60	13	10.18	13	5.97	13	5.86 =12	52.90	13	+2.54	124.0	77.1	
				5.67	13	15.76	13	9.53	12	10.06	12	5.92	12	5.82	10	52.76	13	+2.10	124.7	77.5
11	8	JPN	NAKAYAMA Eiko	5.20	4	15.34	9	9.31	7	9.74	7	5.75	9	5.74	11	51.08	7	+0.72	128.5	79.8
				5.23	4	15.47	10	9.66	13	10.22	13	5.97	13	5.87	13	52.42	12	+1.76	123.7	76.8
12	10	RUS	MIRONOVA Ekaterina	5.23	=6	15.26	=2	9.21	=3	9.68 =5	5.68	6	5.53	5	50.59	6	+0.23	130.2	80.9	
				5.17	1	15.36	=7	9.43	9	9.96	10	5.82	9	5.64	7	51.38	8	+0.72	126.6	78.6
13	11	SUI	PEDERSEN BIERI Maya	5.22	5	15.24	1	9.21	=3	9.63	4	5.65	5	5.63	7	50.58	5	+0.22	130.1	80.8
				5.26	6	15.29	2	9.30	=4	9.74	5	5.66	3	5.61	=4	50.86	=3	+0.20	128.6	79.9

LEGEND

Rk Rank **km/h** kilometers per hour
Int. Intermediate time **mph** miles per hour
P-1, 1-2, 2-3, 3-F Split interval



WOMEN'S TRAINING HEATS 5 & 6
DAMES, ENTRAÎNEMENT, MANCHES 5 & 6

UTAH OLYMPIC PARK TUE 19 FEB 2002 / MAR 19 FEV 2002 START TIME / DEBUT 11:22

Start Order	Bib No.	NOC	Name	Push Time	Rk	Int. 1	Rk	Int. 2	Rk	Int. 3	Rk	Int. 4	Rk	Finish Time	Rk	Time Behind	Speed (km/h)	Speed (mph)
1	13	USA	PARSLEY Lea Ann	5.45	11	20.95	11	30.30	10	40.06	9	45.74	=7	51.26	7	+0.66	127.8	79.4
				5.47	11	20.94	10	30.26	10	40.00	7	45.65	3	51.15	1	0.00	128.3	79.7
2	5	GER	SARTOR Diana	5.33	=7	20.71	7	30.03	5	39.73	4	45.42	4	50.90	4	+0.30	128.3	79.7
				5.32	=7	20.68	6	30.11	6	39.98	6	45.75	6	51.41	6	+0.26	125.7	78.1
3	4	GER	HANZLIK Steffi	5.33	=7	20.79	8	30.18	9	40.07	10	45.86	10	51.54	10	+0.94	127.3	79.1
				5.22	=2	20.60	3	30.01	2	39.93	=4	45.77	7	51.45	7	+0.30	127.0	78.9
4	10	RUS	MIRONOVA Ekaterina	5.24	=2	20.57	4	29.87	=2	39.56	2	45.22	2	50.69	2	+0.09	128.9	80.1
				5.22	=2	20.55	1	29.92	1	39.74	1	45.49	1	51.22	2	+0.07	127.9	79.5
5	12	USA	GALE Tristan	5.37	9	20.80	9	30.09	7	39.80	6	45.46	5	50.96	5	+0.36	128.9	80.1
				5.32	=7	20.69	=7	30.06	5	39.93	=4	45.69	5	51.27	3	+0.12	127.1	79.0
6	7	ITA	LOCATI Dany	5.38	10	20.91	10	30.37	11	40.30	11	46.11	11	51.86	11	+1.26	126.6	78.6
				5.34	9	20.77	9	30.23	9	40.29	9	46.21	9	52.07	9	+0.92	126.4	78.5
7	3	GBR	COOMBER Alex	5.24	=2	20.54	2	29.83	1	39.48	1	45.13	1	50.60	1	0.00	128.7	79.9
				5.21	1	20.56	2	30.03	=3	39.90	3	45.68	4	51.33	4	+0.18	126.3	78.5
8	2	CAN	ALCOCK Lindsay	5.27	5	20.65	5	30.12	8	40.04	8	45.82	9	51.48	8	+0.88	126.0	78.3
				5.28	6	20.66	5	30.20	7	40.34	10	46.34	10	52.28	10	+1.13	124.5	77.4
9	1	CAN	KELLY Michelle	5.30	6	20.69	6	30.04	6	39.79	5	45.55	6	51.23	6	+0.63	128.2	79.7
				5.24	4	20.69	=7	30.22	8	40.22	8	46.12	8	51.91	8	+0.76	125.7	78.1
10	11	SUI	PEDERSEN BIERI Ma	5.25	4	20.56	3	29.87	=2	39.57	3	45.25	3	50.88	3	+0.28	128.6	79.9
				5.27	5	20.65	4	30.03	=3	39.84	2	45.63	2	51.36	5	+0.21	127.7	79.3
11	9	NZL	COUCH Liz	5.53	12	21.10	12	30.55	12	40.50	12	46.35	12	52.14	12	+1.54	126.8	78.8
				5.58	12	21.29	12	30.95	13	41.12	13	47.10	13	53.05	13	+1.90	124.0	77.0
12	8	JPN	NAKAYAMA Eiko	5.16	1	20.53	1	29.96	4	39.91	7	45.74	=7	51.49	9	+0.89	127.1	78.9
				5.41	10	21.02	11	30.62	11	40.74	11	46.63	11	52.42	11	+1.27	124.4	77.3
13	6	GRE	NINOS Cindy	5.66	13	21.27	13	30.95	13	41.01	13	46.93	13	52.70	13	+2.10	123.1	76.5
				5.67	13	21.34	13	30.91	12	40.99	12	46.92	12	52.79	12	+1.64	125.2	77.8

LEGEND

Rk Rank **km/h** kilometers per hour
Int. Intermediate time **mph** miles per hour



ANALYSE DE PERFORMANCES - PAR ORDRE DE DÉPART

WOMEN'S TRAINING HEATS 5 & 6 DAMES, ENTRAÎNEMENT, MANCHES 5 & 6

UTAH OLYMPIC PARK TUE 19 FEB 2002 / MAR 19 FEV 2002 START TIME / DEBUT 11:22

St Ord.	Bib No.	NOC	Name	Push Time	Rk	P-1 Rk	1-2 Rk	2-3 Rk	3-4 Rk	4-F Rk	Finish Time	Rk	Time Behind	Speed (km/h)	(mph)	
1	13	USA	PARSLEY Lea Ann	5.45	11	15.50	10	9.35 =6	9.76 7	5.68 =4	5.52 5	51.26	7	+0.66	127.8	79.4
				5.47	11	15.47	10	9.32 1	9.74 1	5.65 1	5.50 1	51.15	1	0.00	128.3	79.7
2	5	GER	SARTOR Diana	5.33	=7	15.38	=5	9.32 5	9.70 =3	5.69 6	5.48 3	50.90	4	+0.30	128.3	79.7
				5.32	=7	15.36	3	9.43 6	9.87 =4	5.77 4	5.66 4	51.41	6	+0.26	125.7	78.1
3	4	GER	HANZLIK Steffi	5.33	=7	15.46	9	9.39 8	9.89 8	5.79 9	5.68 =8	51.54	10	+0.94	127.3	79.1
				5.22	=2	15.38	=5	9.41 5	9.92 7	5.84 7	5.68 5	51.45	7	+0.30	127.0	78.9
4	10	RUS	MIRONOVA Ekaterina	5.24	=2	15.33	3	9.30 3	9.69 2	5.66 =2	5.47 =1	50.69	2	+0.09	128.9	80.1
				5.22	=2	15.33	1	9.37 =2	9.82 3	5.75 2	5.73 =6	51.22	2	+0.07	127.9	79.5
5	12	USA	GALE Tristan	5.37	9	15.43	8	9.29 =1	9.71 5	5.66 =2	5.50 4	50.96	5	+0.36	128.9	80.1
				5.32	=7	15.37	4	9.37 =2	9.87 =4	5.76 3	5.58 2	51.27	3	+0.12	127.1	79.0
6	7	ITA	LOCATI Dany	5.38	10	15.53	11	9.46 11	9.93 10	5.81 10	5.75 =10	51.86	11	+1.26	126.6	78.6
				5.34	9	15.43	8	9.46 7	10.06 9	5.92 10	5.86 10	52.07	9	+0.92	126.4	78.5
7	3	GBR	COOMBER Alex	5.24	=2	15.30	1	9.29 =1	9.65 1	5.65 1	5.47 =1	50.60	1	0.00	128.7	79.9
				5.21	1	15.35	2	9.47 8	9.87 =4	5.78 5	5.65 3	51.33	4	+0.18	126.3	78.5
8	2	CAN	ALCOCK Lindsay	5.27	5	15.38	=5	9.47 12	9.92 9	5.78 8	5.66 7	51.48	8	+0.88	126.0	78.3
				5.28	6	15.38	=5	9.54 10	10.14 12	6.00 13	5.94 12	52.28	10	+1.13	124.5	77.4
9	1	CAN	KELLY Michelle	5.30	6	15.39	7	9.35 =6	9.75 6	5.76 7	5.68 =8	51.23	6	+0.63	128.2	79.7
				5.24	4	15.45	9	9.53 9	10.00 8	5.90 9	5.79 =8	51.91	8	+0.76	125.7	78.1
10	11	SUI	PEDERSEN BIERI Maya	5.25	4	15.31	2	9.31 4	9.70 =3	5.68 =4	5.63 6	50.88	3	+0.28	128.6	79.9
				5.27	5	15.38	=5	9.38 4	9.81 2	5.79 6	5.73 =6	51.36	5	+0.21	127.7	79.3
11	9	NZL	COUCH Liz	5.53	12	15.57	12	9.45 10	9.95 =11	5.85 12	5.79 13	52.14	12	+1.54	126.8	78.8
				5.58	12	15.71	13	9.66 13	10.17 13	5.98 12	5.95 13	53.05	13	+1.90	124.0	77.0
12	8	JPN	NAKAYAMA Eiko	5.16	1	15.37	4	9.43 9	9.95 =11	5.83 11	5.75 =10	51.49	9	+0.89	127.1	78.9
				5.41	10	15.61	11	9.60 12	10.12 11	5.89 8	5.79 =8	52.42	11	+1.27	124.4	77.3
13	6	GRE	NINOS Cindy	5.66	13	15.61	13	9.68 13	10.06 13	5.92 13	5.77 12	52.70	13	+2.10	123.1	76.5
				5.67	13	15.67	12	9.57 11	10.08 10	5.93 11	5.87 11	52.79	12	+1.64	125.2	77.8

LEGEND

Rk Rank **km/h** kilometers per hour
Int. Intermediate time **mph** miles per hour
P-1, 1-2, 2-3, 3-F Split interval



**WOMEN'S HEAT 1
DAMES, 1ère MANCHE**

UTAH OLYMPIC PARK WED 20 FEB 2002 / MER 20 FEV 2002 START TIME / DEBUT 9:55

	Push Record	Track Record
Time	5.06 sec	49.91 sec
Date	17 FEB 2001	17 FEB 2001
Name	MIRONOVA Ekaterina	KELLY Michelle
NOC	RUS	CAN

Start Order	Bib No.	NOC	Name	Push Time	Int. 1	Int. 2	Int. 3	Int. 4	Finish Time
1	1	CAN	ALCOCK Lindsay						
2	2	RUS	MIRONOVA Ekaterina						
3	3	SUI	PEDERSEN Maya						
4	4	USA	GALE Tristan						
5	5	CAN	KELLY Michelle						
6	6	GBR	COOMBER Alex						
7	7	ITA	LOCATI Dany						
8	8	GER	SARTOR Diana						
9	9	GER	HANZLIK Steffi						
10	10	USA	PARSLEY Lea Ann						
11	11	NZL	COUCH Liz						
12	12	GRE	NINOS Cindy						
13	13	JPN	NAKAYAMA Eiko						

LEGEND

Int. - Intermediate time



WOMEN'S HEAT 2
DAMES, 2e MANCHE

UTAH OLYMPIC PARK WED 20 FEB 2002 / MER 20 FEV 2002 START TIME / DEBUT 11:22

	Push Record	Track Record
Time	5.06 sec	49.91 sec
Date	17 FEB 2001	17 FEB 2001
Name	MIRONOVA Ekaterina	KELLY Michelle
NOC	RUS	CAN

Start Order	Bib No.	NOC	Name	1st Heat		Push Time	Int. 1	Int. 2	Int. 3	Int. 4	Finish Time	Total Time
				Time	Rk							
1	12	GRE	NINOS Cindy	54.54	13							
2	13	JPN	NAKAYAMA Eiko	54.00	12							
3	5	CAN	KELLY Michelle	53.76	11							
4	11	NZL	COUCH Liz	53.62	10							
5	7	ITA	LOCATI Dany	53.19	9							
6	2	RUS	MIRONOVA Ekaterina	52.97	8							
7	3	SUI	PEDERSEN Maya	52.92	7							
8	9	GER	HANZLIK Steffi	52.82	6							
9	1	CAN	ALCOCK Lindsay	52.62	5							
10	8	GER	SARTOR Diana	52.55	4							
11	6	GBR	COOMBER Alex	52.48	3							
12	10	USA	PARSLEY Lea Ann	52.27	2							
13	4	USA	GALE Tristan	52.26	1							

LEGEND

Rk Rank
Int. Intermediate time



WOMEN'S
DAMES

UTAH OLYMPIC PARK WED 20 FEB 2002 / MER 20 FEV 2002 START TIME / DEBUT 11:22

	Push Record	Track Record
Time	5.06 sec	49.91 sec
Date	17 FEB 2001	17 FEB 2001
Name	MIRONOVA Ekaterina	KELLY Michelle
NOC	RUS	CAN



Rk	Bib No.	NOC	Name	Push Time	Rk	Int.1 Rk	Int.2 Rk	Int.3 Rk	Int.4 Rk	Finish Time	Rk	Time Behind	Speed (km/h) (mph)	Rec.				
1	4	USA	GALE Tristan	5.27	10	20.83	5	30.36	2	40.46	1	46.37	1	52.26	1	0.00	125.3	77.8
				5.26	8	20.82	6	30.44	6	40.70	4	46.78	2	52.85	2	+0.22	123.7	76.8
				Total :						1:45.11		0.00						
2	10	USA	PARSLEY Lea Ann	5.24	=7	20.86	7	30.37	=3	40.49	2	46.42	2	52.27	2	+0.01	125.7	78.1
				5.33	10	20.98	9	30.54	7	40.73	5	46.82	4	52.94	4	+0.31	124.9	77.6
				Total :						1:45.21		+0.10						
3	6	GBR	COOMBER Alex	5.14	2	20.75	3	30.35	1	40.52	3	46.53	3	52.48	3	+0.22	124.3	77.2
				5.19	5	20.77	5	30.38	4	40.67	3	46.79	3	52.89	3	+0.26	124.1	77.1
				Total :						1:45.37		+0.26						
4	8	GER	SARTOR Diana	5.33	11	20.97	9	30.54	9	40.71	5	46.69	5	52.55	4	+0.29	124.7	77.4
				5.32	9	20.99	10	30.63	9	40.92	9	46.99	8	52.98	=5	+0.35	123.3	76.6
				Total :						1:45.53		+0.42						
5	3	SUI	PEDERSEN Maya	5.20	5	20.84	6	30.45	7	40.80	7	46.88	7	52.92	7	+0.66	124.4	77.3
				5.15	3	20.67	2	30.28	1	40.49	1	46.55	1	52.63	1	0.00	124.4	77.3
				Total :						1:45.55		+0.44						
6	1	CAN	ALCOCK Lindsay	5.15	=3	20.72	=1	30.37	=3	40.61	4	46.61	4	52.62	5	+0.36	123.1	76.5
				5.07	1	20.60	1	30.31	2	40.65	2	46.83	5	53.07	7	+0.44	122.6	76.2
				Total :						1:45.69		+0.58						
=7	2	RUS	MIRONOVA Ekaterina	5.12	1	20.72	=1	30.39	5	40.82	8	46.93	8	52.97	8	+0.71	123.3	76.6
				5.11	2	20.70	3	30.37	3	40.76	6	46.87	6	52.98	=5	+0.35	123.2	76.5
				Total :						1:45.95		+0.84						
=7	9	GER	HANZLIK Steffi	5.15	=3	20.77	4	30.42	6	40.73	6	46.78	6	52.82	6	+0.56	123.8	76.9
				5.17	4	20.76	4	30.42	5	40.82	7	46.95	7	53.13	8	+0.50	123.5	76.8
				Total :						1:45.95		+0.84						
9	7	ITA	LOCATI Dany	5.23	6	20.88	8	30.53	8	40.88	9	47.03	9	53.19	9	+0.93	123.9	77.0
				5.25	7	20.91	7	30.56	8	40.90	8	47.13	9	53.46	9	+0.83	123.9	77.0
				Total :						1:46.65		+1.54						
10	5	CAN	KELLY Michelle	5.25	9	20.99	10	30.91	10	41.41	11	47.58	11	53.76	11	+1.50	119.5	74.2
				5.22	6	20.92	8	30.72	10	41.11	10	47.30	10	53.56	10	+0.93	120.9	75.1
				Total :						1:47.32		+2.21						
11	11	NZL	COUCH Liz	5.41	12	21.21	12	30.93	12	41.33	10	47.46	10	53.62	10	+1.36	122.7	76.2
				5.43	12	21.31	11	31.12	11	41.64	11	47.89	11	54.18	11	+1.55	121.8	75.6
				Total :						1:47.80		+2.69						



WOMEN'S
DAMES

UTAH OLYMPIC PARK WED 20 FEB 2002 / MER 20 FEV 2002 START TIME / DEBUT 11:22

Rk	Bib No.	NOC	Name	Push Time	Rk	Int.1	Rk	Int.2	Rk	Int.3	Rk	Int.4	Rk	Finish Time	Rk	Time Behind	Speed (km/h)	(mph)	Rec.
12	13	JPN	NAKAYAMA Eiko	5.24	=7	21.07	11	30.92	11	41.52	12	47.74	12	54.00	12	+1.74	121.1	75.2	
				5.38	11	21.37	12	31.25	12	41.99	12	48.32	12	54.72	12	+2.09	120.7	75.0	
														Total :		1:48.72		+3.61	
13	12	GRE	NINOS Cindy	5.58	13	21.56	13	31.40	13	41.94	13	48.22	13	54.54	13	+2.28	121.5	75.5	
				5.77	13	21.80	13	31.60	13	42.14	13	48.41	13	54.74	13	+2.11	121.9	75.7	
														Total :		1:49.28		+4.17	

 Race Director	 Jury President
--	---

LEGEND
Rk Rank **km/h** kilometers per hour = Sign indicates a tie for rank
Int. Intermediate time **mph** miles per hour
Rec. Records / Record

The above results do not reflect possible disqualifications due to material check or doping.



WOMEN'S, AFTER HEAT 2
DAMES, APRÈS 2e MANCHE

UTAH OLYMPIC PARK WED 20 FEB 2002 / MER 20 FEV 2002 START TIME / DEBUT 11:22

	Push Record	Track Record
Time	5.06 sec	49.91 sec
Date	17 FEB 2001	17 FEB 2001
Name	MIRONOVA Ekaterina	KELLY Michelle
NOC	RUS	CAN

Rk	Bib No.	NOC	Name	Push Time	Rk	P-1 Rk	1-2 Rk	2-3 Rk	3-4 Rk	4-F Rk	Finish Time	Rk	Time Behind	Speed (km/h)	(mph)						
1	4	USA	GALE Tristan	5.27	10	15.56	1	9.53	2	10.10	1	5.91	1	5.89	3	52.26	1	0.00	125.3	77.8	
				5.26	8	15.56	3	9.62	4	10.26	3	6.08	3	6.07	2	52.85	2	+0.22	123.7	76.8	
														Total :				1:45.11		0.00	
2	10	USA	PARSLEY Lea Ann	5.24	=7	15.62	=5	9.51	1	10.12	2	5.93	2	5.85	1	52.27	2	+0.01	125.7	78.1	
				5.33	10	15.65	7	9.56	1	10.19	1	6.09	4	6.12	6	52.94	4	+0.31	124.9	77.6	
														Total :				1:45.21		+0.10	
3	6	GBR	COOMBER Alex	5.14	2	15.61	4	9.60	4	10.17	=3	6.01	5	5.95	4	52.48	3	+0.22	124.3	77.2	
				5.19	5	15.58	4	9.61	=2	10.29	=4	6.12	6	6.10	4	52.89	3	+0.26	124.1	77.1	
														Total :				1:45.37		+0.26	
4	8	GER	SARTOR Diana	5.33	11	15.64	=7	9.57	3	10.17	=3	5.98	3	5.86	2	52.55	4	+0.29	124.7	77.4	
				5.32	9	15.67	9	9.64	5	10.29	=4	6.07	2	5.99	1	52.98	=5	+0.35	123.3	76.6	
														Total :				1:45.53		+0.42	
5	3	SUI	PEDERSEN Maya	5.20	5	15.64	=7	9.61	5	10.35	=7	6.08	7	6.04	=6	52.92	7	+0.66	124.4	77.3	
				5.15	3	15.52	1	9.61	=2	10.21	2	6.06	1	6.08	3	52.63	1	0.00	124.4	77.3	
														Total :				1:45.55		+0.44	
6	1	CAN	ALCOCK Lindsay	5.15	=3	15.57	2	9.65	=6	10.24	5	6.00	4	6.01	5	52.62	5	+0.36	123.1	76.5	
				5.07	1	15.53	2	9.71	9	10.34	=6	6.18	8	6.24	8	53.07	7	+0.44	122.6	76.2	
														Total :				1:45.69		+0.58	
=7	2	RUS	MIRONOVA Ekaterina	5.12	1	15.60	3	9.67	9	10.43	10	6.11	8	6.04	=6	52.97	8	+0.71	123.3	76.6	
				5.11	2	15.59	=5	9.67	8	10.39	=8	6.11	5	6.11	5	52.98	=5	+0.35	123.2	76.5	
														Total :				1:45.95		+0.84	
=7	9	GER	HANZLIK Steffi	5.15	=3	15.62	=5	9.65	=6	10.31	6	6.05	6	6.04	=6	52.82	6	+0.56	123.8	76.9	
				5.17	4	15.59	=5	9.66	7	10.40	10	6.13	7	6.18	7	53.13	8	+0.50	123.5	76.8	
														Total :				1:45.95		+0.84	
9	7	ITA	LOCATI Dany	5.23	6	15.65	9	9.65	=6	10.35	=7	6.15	10	6.16	=9	53.19	9	+0.93	123.9	77.0	
				5.25	7	15.66	8	9.65	6	10.34	=6	6.23	10	6.33	=11	53.46	9	+0.83	123.9	77.0	
														Total :				1:46.65		+1.54	
10	5	CAN	KELLY Michelle	5.25	9	15.74	10	9.92	13	10.50	11	6.17	11	6.18	11	53.76	11	+1.50	119.5	74.2	
				5.22	6	15.70	10	9.80	=10	10.39	=8	6.19	9	6.26	9	53.56	10	+0.93	120.9	75.1	
														Total :				1:47.32		+2.21	
11	11	NZL	COUCH Liz	5.41	12	15.80	11	9.72	10	10.40	9	6.13	9	6.16	=9	53.62	10	+1.36	122.7	76.2	
				5.43	12	15.88	11	9.81	12	10.52	11	6.25	11	6.29	10	54.18	11	+1.55	121.8	75.6	
														Total :				1:47.80		+2.69	



WOMEN'S, AFTER HEAT 2
DAMES, APRÈS 2e MANCHE

UTAH OLYMPIC PARK WED 20 FEB 2002 / MER 20 FEV 2002 START TIME / DEBUT 11:22

Rk	Bib No.	NOC	Name	Push Time	Rk	P-1 Rk	1-2 Rk	2-3 Rk	3-4 Rk	4-F Rk	Finish Time	Rk	Time Behind	Speed (km/h)	Speed (mph)					
12	13	JPN	NAKAYAMA Eiko	5.24	=7	15.83	12	9.85	12	10.60	13	6.22	12	6.26	12	54.00	12	+1.74	121.1	75.2
				5.38	11	15.99	12	9.88	13	10.74	13	6.33	13	6.40	13	54.72	12	+2.09	120.7	75.0
				Total :										1:48.72		+3.61				
13	12	GRE	NINOS Cindy	5.58	13	15.98	13	9.84	11	10.54	12	6.28	13	6.32	13	54.54	13	+2.28	121.5	75.5
				5.77	13	16.03	13	9.80	=10	10.54	12	6.27	12	6.33	=11	54.74	13	+2.11	121.9	75.7
				Total :										1:49.28		+4.17				

LEGEND

Rk Rank **km/h** kilometers per hour = Sign indicates a tie for rank
Int. Intermediate time **mph** mph - miles per hour
P-1, 1-2, 2-3, 3-4, 4-F Split interval



WOMEN'S / DAMES

Participants									
CAN (2)	GBR (1)	GER (2)	GRE (1)	ITA (1)	JPN (1)	NZL (1)	RUS (1)	SUI (1)	USA (2)

Track Records Prior to the Games		
	Push Time	Track Time
Time	5.06	49.91
Date	17 FEB 2001	17 FEB 2001
Name	MIRONOVA Ekaterina	KELLY Michelle
NOC	RUS	CAN

Weather Conditions											
Time	07:00	08:00	08:30	09:00	09:30	10:00	10:30	11:00	11:30	12:00	
Overall Weather Condition	Snow	Snow	Snow	Snow	Snow	Snow	Snow	Snow	Snow	Snow	
Air Temperature (°C/F)	0/32	0/32	0/32	0/32	0/32	0/32	0.6/33	0.6/33	0.6/33	0.6/33	
Ice Temperature (°C/F)	-4.2/24	-4.3/24	-4/24	-4.1/24	-4.3/24	-4.5/23	-4.5/23	-4.2/24	-4.7/23	-4.6/23	
Humidity	83	81	89	88	91	92	88	85	86	87	
Wind Direction	SW	W	W	W	W	NW	NW	NW	NW	W	
Wind Speed (m/s)	2	3	2	1	2	1	2	1	2	2	
Precipitation Accumulation (cm/in per hour)	0.6/0.3	1.3/0.5	1.3/0.5	0.3/0.1	0.3/0.1	0.3/0.1	1.3/0.5	0.6/0.3	0.6/0.3	1.3/0.5	

Jury Decisions									
	Run	BIB	NOC	Run	BIB	NOC	Run	BIB	NOC
Participant(s)									
Explanation	None								
Race Director									

List of Officials			
FIBT President	STOREY Robert	FIBT Secretary General	GARDELLA Ermanno
Technical Delegate	DAL FABBRO Corrado	Technical Delegate	TRACHSEL Hans Joerg
President of the Jury	GEISSBUEHLER Ueli	Member of the Jury	SUZUKI Shozo
Member of the Jury	STRAUSS Wolfgang	Technical Official	GRAHAM David Peter
Race Director	THOMA Heinz	Physician	McDONAGH David

LEGEND			
NW	North-West	SW	South-West
W	West		

S K I J U M P I N G S A U T Á S K I



German Team, K120 Team Ski Jump

A D A M P R E T T Y / G E T T Y I M A G E S



Ski Jumping Contents

General

Competition Officials

Competition

Medalist by Event

Medal Standing

Results K90 Individual

Results K120 Individual

Results K120 Team



COMPETITION OFFICIALS / OFFICIELS DE LA COMPÉTITION

UTAH OLYMPIC PARK

As of 05 Feb 2002 / En date du 5 FEV 2002

Jury

FIS Race Director	HOFER Walter	International Ski Federation (FIS)
FIS Technical Delegate	HYVAERINEN Pekka	Finland (FIN)
Chief of Competition	ERICKSON William	United States of America (USA)
Assistant Technical Delegate	GUGGEMOOS Toni	Germany (GER)

Judges

Judge	ASPHAUG Kolboern	Norway (NOR)
	AIGMUELLER Gert	Austria (AUT)
	FRELIH Janez	Slovenia (SLO)
	LUNDE Randy	United States of America (USA)
	KASAYA Yukio	Japan (JPN)
	GOETZE Klaus-Dieter	Germany (GER)

FIS Officials

Assistant Race Director	TEPES Miran	International Ski Federation (FIS)
Chief of Distance Measuring	FORRER Ueli	Switzerland (SUI)
Equipment Controller	YGGESETH Torbjoern	Norway (NOR)



NORDIC EVENTS MEDALISTS BY EVENT MÉDAILLÉS PAR ÉPREUVE DES ÉPREUVES NORDIQUES

MON 18 FEB 2002 / LUN 18 FEV 2002 12:04

Date	Event	Medal	Name	NOC
09 FEB 2002	CC-Men's 30 km Free Mass Start	Gold	MUEHLEGG Johann	Spain
		Silver	HOFFMANN Christian	Austria
		Bronze	BOTVINOV Mikhail	Austria
	CC-Women's 15 km Free Mass Start	Gold	BELMONDO Stefania	Italy
		Silver	LAZUTINA Larissa	Russian Federation
		Bronze	NEUMANNOVA Katerina	Czech Republic
10 FEB 2002	NC-Individual	Gold	LAJUNEN Samppa	Finland
		Silver	TALLUS Jaakko	Finland
		Bronze	GOTTWALD Felix	Austria
	SJ-Individual K90	Gold	AMMANN Simon	Switzerland
		Silver	HANNAWALD Sven	Germany
		Bronze	MALYSZ Adam	Poland
12 FEB 2002	CC-Men's 15 km Classical	Gold	VEERPALU Andrus	Estonia
		Silver	ESTIL Frode	Norway
		Bronze	MAE Jaak	Estonia
	CC-Women's 10 km Classical	Gold	SKARI Bente	Norway
		Silver	DANILOVA Olga	Russian Federation
		Bronze	TCHEPALOVA Julija	Russian Federation
13 FEB 2002	SJ-Individual K120	Gold	AMMANN Simon	Switzerland
		Silver	MALYSZ Adam	Poland
		Bronze	HAUTAMAEKI Matti	Finland
14 FEB 2002	CC-Men's 10 km Free Pursuit	Gold	MUEHLEGG Johann	Spain
		Silver	ALSGAARD Thomas	Norway
		ESTIL Frode	Norway	
15 FEB 2002	CC-Women's 5 km Free Pursuit	Gold	DANILOVA Olga	Russian Federation
		Silver	LAZUTINA Larissa	Russian Federation
		Bronze	SCOTT Beckie	Canada
17 FEB 2002	CC-Men's 4x10 km Relay	Gold	ALSGAARD Thomas	Norway
			AUKLAND Anders	
			ESTIL Frode	
		Silver	SKJELDAL Kristen	Italy
			MAJ Fabio	
			PILLER COTTRER Pietro	
		Bronze	ZORZI Cristian	Germany
			di CENTA Giorgio	
			ANGERER Tobias	
	NC-Team	Gold	FILBRICH Jens	Finland
			SCHLUETTER Andreas	
			SOMMERFELDT Rene	
			LAJUNEN Samppa	
			MANNINEN Hannu	



NORDIC EVENTS MEDALISTS BY EVENT MÉDAILLÉS PAR ÉPREUVE DES ÉPREUVES NORDIQUES

MON 18 FEB 2002 / LUN 18 FEV 2002 12:04

Date	Event	Medal	Name	NOC
17 FEB 2002	NC-Team		MANTILA Jari	
			TALLUSJaakko	
		Silver	ACKERMANN Ronny	Germany
			HETTICH Georg	
			HOEHLIG Marcel	
			KIRCHEISEN Bjoern	
		Bronze	BIELER Christoph	Austria
			GOTTWALD Felix	
			GRUBER Michael	
			STECHEM Mario	
18 FEB 2002	SJ-Team K120	Gold	HANNAWALD Sven	Germany
			HOCKE Stephan	
			SCHMITT Martin	
			UHRMANN Michael	
		Silver	AHONEN Janne	Finland
			HAUTAMAELKI Matti	
			JUSSILAINEN Risto	
			LINDSTROEM Veli-Matti	
		Bronze	FRAS Damjan	Slovenia
			KRANJEC Robert	
	PETERKA Primoz			
	ZONTA Peter			



NORDIC EVENTS MEDAL STANDINGS CLASSEMENT PAR MÉDAILLES DES ÉPREUVES NORDIQUES

MON 18 FEB 2002 / LUN 18 FEV 2002 11:41

Rank	NOC	Cross-Country Skiing				Ski Jumping				Nordic Combined				Total				Rank by Total	
		G	S	B	Total	G	S	B	Total	G	S	B	Total	G	S	B	Total		
1	Norway	NOR	2	3		5								2	3		5	=1	
2	Finland	FIN					1	1	2	2	1		3	2	2	1	5	=1	
=3	Spain	ESP	2			2								2			2	=6	
=3	Switzerland	SUI					2		2					2			2	=6	
5	Russian Federation	RUS	1	3	1	5								1	3	1	5	=1	
6	Germany	GER			1	1	1	1	2		1		1	1	2	1	4	=4	
7	Italy	ITA	1	1		2								1	1		2	=6	
8	Estonia	EST	1		1	2								1		1	2	=6	
9	Austria	AUT		1	1	2						2	2		1	3	4	=4	
10	Poland	POL					1	1	2						1	1	2	=6	
=11	Canada	CAN			1	1										1	1	=11	
=11	Czech Republic	CZE			1	1										1	1	=11	
=11	Slovenia	SLO						1	1							1	1	=11	
Total			7	8	6	21	3	3	3	9	2	2	2	6	12	13	11	36	

NOTES:

NOCs are ranked by the number of medals won first, then by silver medals won and finally bronze medals won. A ranking by total medals won is shown in the far



RESULTS / RÉSULTATS

INDIVIDUAL K90 - OFFICIAL TRAINING 1
K90 INDIVIDUEL - 1er ENTRAÎNEMENT OFFICIEL

UTAH OLYMPIC PARK WED 6 FEB 2002 / MER 6 FEV 2002 START TIME / DEBUT 09:00 END TIME / FINI A 11:20

Jury / Competition Management			Judges			Hill Data		
Race Director	HOFER Walter	FIS	A	AIGMUELLER Gert	AUT	K-Point:		90 m
Technical Delegate	HYVAERINEN Pekka	FIN	B	FRELIH Janez	SLO	Meter Value:		2.0 Points/m
Chief of Competition	ERICKSON William	USA	C	ASPHAUG Kolbjørn	NOR	Jury Distance:		101 m
Assistant TD	GUGGEMOOS Toni	GER	D	LUNDE Randy	USA			
Assistant RD	TEPES Miran	FIS	E	KASAYA Yukio	JPN			

Bib	Name	NOC Code	1st Round			2nd Round			3rd Round		
			Speed [km/h] Rank	Distance [m] Rank	Gate Rank	Speed [km/h] Rank	Distance [m] Rank	Gate Rank	Speed [km/h] Rank	Distance [m] Rank	Gate Rank
76	CHVYKOV Dimitry	KGZ				86.6 21	89.0 14	19 14	87.0 12	87.0 29	20 29
1	SILAEV Alexei	RUS	87.2 9	80.0 47	20 19	87.0 4	80.5 52	19 52	86.9 15	83.0 46	20 46
2	WELCH Brian	USA	86.7 32	77.5 53	20 24	86.7 16	81.0 51	19 51	86.5 39	81.5 49	20 49
3	KOROBOV Alexander	KAZ	86.8 27	83.5 36	20 12	86.7 16	82.5 42	19 42	87.2 6	86.0 36	20 36
4	CHOI Yong Jik	KOR	85.7 58	64.5 59	20 30	85.8 58	79.5 55	19 55	86.0 60	84.0 43	20 43
5	MATURA Jan	CZE	87.0 17	82.0 44	20 16	86.2 45	78.5 58	19 58	86.6 34	81.5 49	20 49
6	STEINAUER Marco	SUI									
7	KANG Chil Gu	KOR	87.0 17	82.5 40	20 15	86.2 45	82.0 47	19 47	86.5 39	85.0 40	20 40
8	MAZOCH Jan	CZE	87.7 1	83.0 39	20 14	87.0 4	83.0 40	19 40	87.3 5	87.0 29	20 29
9	SCHWALL Tommy	USA	87.3 6	81.0 46	20 18	86.8 9	80.0 54	19 54	86.9 15	80.5 56	20 56
10	LYSKOVEC Andrej	BLR	86.8 27	74.5 55	20 26	86.2 45	79.0 56	19 56	86.5 39	82.0 48	20 48
11	DORAN Brendan	USA	87.2 9	80.0 47	20 19	86.6 21	77.5 60	19 60	86.5 39	78.5 59	20 59
12	DURAND Florentin	FRA									
13	BELOV Alexander	RUS	86.5 44	77.5 53	20 24	86.4 33	82.0 47	19 47	86.7 30	81.0 51	20 51
14	GAIDUK Pawel	KAZ	87.6 2	71.5 56	20 27	86.7 16	82.0 47	19 47	86.9 15	81.0 51	20 51
15	ZHARKOV Georgi	BUL				85.5 61	57.0 62	19 62	85.4 62	63.0 62	20 62
16	TSAKADZE Kakhaber	GEO	86.6 38	68.0 57	20 28	86.5 26	73.0 61	19 61	86.9 15	75.5 61	20 61
17	PEDERSEN Glynn	GBR				86.7 16	81.5 50	19 50	86.9 15	79.5 58	20 58
18	KIM Hyun Ki	KOR	86.7 32	67.0 58	20 29	86.3 40	82.5 42	19 42	86.5 39	82.5 47	20 47
19	JURIS Jaan	EST	86.5 44	79.0 49	20 21	86.5 26	80.5 52	19 52	86.2 57	80.0 57	20 57
20	GLYVKA Vladimir	UKR	86.6 38	79.0 49	20 21	86.0 52	79.0 56	19 56	86.4 49	81.0 51	20 51
21	KALINITSCHENKO Anton	RUS	87.1 12	78.5 51	20 23	86.5 26	82.5 42	19 42	86.8 26	86.0 36	20 36



RESULTS / RÉSULTATS

INDIVIDUAL K90 - OFFICIAL TRAINING 1
K90 INDIVIDUEL - 1er ENTRAÎNEMENT OFFICIEL

UTAH OLYMPIC PARK WED 6 FEB 2002 / MER 6 FEV 2002 START TIME / DEBUT 09:00 END TIME / FINI A 11:20

Bib	Name	NOC Code	1st Round			2nd Round			3rd Round		
			Speed [km/h] Rank	Distance [m] Rank	Gate Rank	Speed [km/h] Rank	Distance [m] Rank	Gate Rank	Speed [km/h] Rank	Distance [m] Rank	Gate Rank
22	POLUNIN Maxim	KAZ	87.1 12	82.0 44	20 16	86.4 33	85.0 33	19 33	86.6 34	87.5 26	20 26
23	SANTIAGO Remi	FRA									
24	SKUPIEN Wojciech	POL									
25	CHOI Heung Chul	KOR	86.8 27	88.5 17	20 4	86.0 52	84.0 37	19 37	86.3 53	87.5 26	20 26
26	KRUCZEK Lukasz	POL									
27	FILIMONOV Stanislav	KAZ	87.2 9	85.0 33	20 10	86.5 26	85.0 33	19 33	86.7 30	90.0 12	20 12
28	CHEDAL Emmanuel	FRA									
29	FREIHOLZ Sylvain	SUI	87.0 17	90.5 7	20 2	86.6 21	89.0 14	19 14	86.5 39	87.0 29	20 29
30	TAJNER Tomislaw	POL									
31	BYSTOEL Lars	NOR	86.4 49	87.5 24	20 7	86.3 40	87.5 21	19 21	86.3 53	87.5 26	20 26
32	MEDVED Igor	SLO	86.6 38	83.5 36	20 12	86.5 26	82.5 42	19 42	86.4 49	83.5 44	20 44
33	DOLEZAL Michal	CZE	87.4 4	88.0 21	20 6	86.8 9	83.0 40	19 40	86.9 15	87.0 29	20 29
34	POCHWALA Tomasz	POL									
35	MATEJA Robert	POL									
36	JONES Clint	USA	87.0 17	86.0 29	20 8	86.8 9	85.0 33	19 33	86.8 26	78.0 60	20 60
37	DESSUM Nicolas	FRA	86.7 32	88.5 17	20 4	86.3 40	86.5 27	19 27	86.5 39	89.0 17	20 17
38	BARDAL Anders	NOR	87.5 3	86.0 29	20 8	86.7 16	78.5 58	19 58	87.1 10	88.0 20	20 20
39	INGEBRIGTSEN Tommy	NOR	86.5 44	85.0 33	20 10	85.9 56	82.5 42	19 42	86.3 53	84.5 41	20 41
40	LJOEKELSOEY Roar	NOR	87.3 6	89.5 12	20 3	86.2 45	87.0 23	19 23	86.9 15	87.0 29	20 29
41	FATKULLIN Ildar	RUS	86.6 38	95.0 1	20 1	85.8 58	90.0 12	19 12	86.2 57	91.0 8	20 8
42	HARADA Masahiko	JPN	85.7 58	89.5 12	19 10	85.5 61	86.0 31	19 31	86.3 53	88.0 20	20 20
43	UHRMANN Michael	GER	86.2 55	86.5 28	19 21	86.1 51	92.0 1	19 1	86.5 39	88.0 20	20 20
44	KIURU Tami	FIN									
45	SPAETH Georg	GER	87.1 12	88.5 17	19 14	87.1 1	87.0 23	19 23	87.4 3	89.0 17	20 17
46	PETERKA Primož	SLO	86.6 38	88.0 21	19 16	86.4 33	87.0 23	19 23	86.7 30	86.5 35	20 35



RESULTS / RÉSULTATS

INDIVIDUAL K90 - OFFICIAL TRAINING 1
K90 INDIVIDUEL - 1er ENTRAÎNEMENT OFFICIEL

UTAH OLYMPIC PARK WED 6 FEB 2002 / MER 6 FEV 2002 START TIME / DEBUT 09:00 END TIME / FINI A 11:20

Bib	Name	NOC Code	1st Round			2nd Round			3rd Round		
			Speed [km/h] Rank	Distance [m] Rank	Gate Rank	Speed [km/h] Rank	Distance [m] Rank	Gate Rank	Speed [km/h] Rank	Distance [m] Rank	Gate Rank
47	FRAS Damjan	SLO	86.6 38	92.0 5	19 4	86.4 33	90.5 9	19 9	86.6 34	88.0 20	20 20
48	KUETTEL Andreas	SUI	86.3 51	89.5 12	19 10	86.0 52	88.5 17	19 17	86.0 60	88.5 19	20 19
49	JANDA Jakub	CZE	86.7 32	82.5 40	19 26	86.3 40	86.5 27	19 27	86.9 15	89.5 15	20 15
50	DUFFNER Christof	GER	87.0 17	90.5 7	19 6	86.5 26	89.0 14	19 14	87.2 6	92.5 5	20 5
51	NIEMINEN Toni	FIN	87.0 17	86.0 29	19 22	86.4 33	83.5 39	19 39	86.7 30	81.0 51	20 51
52	LOITZL Wolfgang	AUT	86.7 32	86.0 29	19 22	86.8 9	91.0 6	19 6	87.0 12	90.5 10	20 10
53	AHONEN Janne	FIN	87.3 6	93.0 4	19 3	87.1 1	92.0 1	19 1	87.4 3	95.5 1	20 1
54	KRANJEC Robert	SLO	86.8 27	88.5 17	19 14	86.6 21	88.0 18	19 18	86.9 15	91.0 8	20 8
55	YAMADA Hiroki	JPN	86.3 51	83.5 36	19 25	86.3 40	85.5 32	19 32	86.4 49	85.5 39	20 39
56	KASAI Noriaki	JPN									
57	ALBORN Alan	USA	86.7 32	87.0 26	19 19	86.5 26	91.0 6	19 6	86.8 26	90.0 12	20 12
58	LINDSTROEM Veli-Matti	FIN	87.4 4	89.0 15	19 12	87.1 1	88.0 18	19 18	87.5 2	88.0 20	20 20
59	KOBELEV Valery	RUS	85.8 57	82.5 40	19 26	85.8 58	84.0 37	19 37	86.1 59	81.0 51	20 51
60	MIYAHIRA Hideharu	JPN	86.3 51	78.0 52	19 29	85.9 56	84.5 36	19 36	86.4 49	83.5 44	20 44
61	CECON Roberto	ITA	87.1 12	87.5 24	19 18	86.8 9	90.5 9	19 9	86.8 26	87.0 29	20 29
62	ZONTA Peter	SLO	86.4 49	82.5 40	19 26	86.2 45	86.5 27	19 27	86.6 34	88.0 20	20 20
63	GOLDBERGER Andreas	AUT	86.8 27	90.0 9	19 7	86.6 21	89.5 13	19 13	86.5 39	84.5 41	20 41
64	FUNAKI Kazuyoshi	JPN	86.5 44	85.0 33	19 24	86.4 33	87.0 23	19 23	86.9 15	89.5 15	20 15
65	JUSSILAINEN Risto	FIN	86.9 24	89.0 15	19 12	86.8 9	87.5 21	19 21	87.0 12	90.5 10	20 10
66	HORNGACHER Stefan	AUT	86.9 24	90.0 9	19 7	86.8 9	92.0 1	19 1	87.1 10	92.0 7	20 7
67	AMMANN Simon	SUI	86.5 44	94.0 2	19 1	86.4 33	90.5 9	19 9	86.9 15	93.5 4	20 4
68	HOCKE Stephan	GER	86.1 56	90.0 9	19 7	86.2 45	86.5 27	19 27	86.5 39	86.0 36	20 36
69	KOCH Martin	AUT	87.0 17	93.5 3	19 2	86.9 6	92.0 1	19 1	87.2 6	94.0 2	20 2
70	SCHMITT Martin	GER									
71	HOELLWARTH Martin	AUT	86.3 51	87.0 26	19 19	86.0 52	88.0 18	19 18	86.6 34	92.5 5	20 5



RESULTS / RÉSULTATS

INDIVIDUAL K90 - OFFICIAL TRAINING 1
K90 INDIVIDUEL - 1er ENTRAÎNEMENT OFFICIEL

UTAH OLYMPIC PARK WED 6 FEB 2002 / MER 6 FEV 2002 START TIME / DEBUT 09:00 END TIME / FINI A 11:20

Bib	Name	NOC Code	1st Round			2nd Round			3rd Round		
			Speed [km/h]	Distance [m]	Gate	Speed [km/h]	Distance [m]	Gate	Speed [km/h]	Distance [m]	Gate
			Rank	Rank	Rank	Rank	Rank	Rank	Rank	Rank	Rank
72	HAUTAMAEMI Matti	FIN	86.9 24	88.0 21	19 16	86.9 6	91.0 6	19 6	87.2 6	90.0 12	20 12
73	WIDHOELZL Andreas	AUT	87.1 12	91.0 6	19 5	86.9 6	91.5 5	19 5	87.6 1	94.0 2	20 2
74	HANNAWALD Sven	GER									
75	MALYSZ Adam	POL									

Weather Information									
	Time	Weather	Temp.[°C]		Humid. [%]	Wind[m/s]			
			Air	Snow		Min.	Max.	Avg.	
1st Round	09:00 - 09:43	Clear	-9.0	-17.0	52	0.1	1.3	0.6	
2nd Round	09:55 - 10:30	Clear	-4.0	-18.0	50	0.1	1.1	0.4	
3rd Round	10:44 - 11:20	Clear	-6.0	-17.8	55	0.1	0.9	0.4	

Statistics											
	Gate	Falls	Distance[m]			Speed[km/h]			Jumpers / NOCs		
			Min.	Max.	Avg.	Min.	Max.	Avg.	In Starting List	Started	With Results
1st Round	19	0	78.0	94.0	87.8	85.7	87.4	86.6	76/22	59/18	59/18
	20	0	64.5	95.0	81.4	85.7	87.7	86.9			
2nd Round	19	0	57.0	92.0	84.9	85.5	87.1	86.4	76/22	62/21	62/21
3rd Round	20	0	63.0	95.5	85.9	85.4	87.6	86.7	76/22	62/21	62/21

NOTE

Bolded Line in Gate column:

A bolded line at the "Gate" column indicates a change in gate assignment at this point. The presentation of rankings is calculated only within results achieved from the same gate.

Legend			
NOC	National Olympic Committee	Min.	Minimum
Max.	Maximum	Avg.	Average
Assistant TD	Assistant Technical Delegate	Assistant RD	Assistant Race Director
Temp.	Temperature	Humid.	Humidity



RESULTS / RÉSULTATS

INDIVIDUAL K90 - OFFICIAL TRAINING 2
K90 INDIVIDUEL - 2e ENTRAÎNEMENT OFFICIEL

UTAH OLYMPIC PARK THU 7 FEB 2002 / JEU 7 FEV 2002 START TIME / DEBUT 12:30 END TIME / FINI A 15:00

Jury / Competition Management			Judges			Hill Data		
Race Director	HOFER Walter	FIS	A	AIGMUELLER Gert	AUT	K-Point:	90 m	
Technical Delegate	HYVAERINEN Pekka	FIN	B	FRELIH Janez	SLO	Meter Value:	2.0 Points/m	
Chief of Competition	ERICKSON William	USA	C	ASPHAUG Kolbjorn	NOR	Jury Distance:	101 m	
Assistant TD	GUGGEMOOS Toni	GER	D	LUNDE Randy	USA			
Assistant RD	TEPES Miran	FIS	E	KASAYA Yukio	JPN			

Bib	Name	NOC Code	1st Round			2nd Round			3rd Round		
			Speed [km/h] Rank	Distance [m] Rank	Gate Rank	Speed [km/h] Rank	Distance [m] Rank	Gate Rank	Speed [km/h] Rank	Distance [m] Rank	Gate Rank
76	CHVYKOV Dimitry	KGZ	86.9 2	88.5 25	17 2	85.5 53	83.5 46	14 46	85.8 40	82.5 46	14 46
1	SILAEV Alexei	RUS	86.7 4	81.0 58	17 6	85.5 53	74.0 66	14 66	85.9 36	76.0 59	14 59
2	WELCH Brian	USA	86.5 5	77.5 64	17 7	85.5 53	82.5 52	14 52	85.7 48	79.0 53	14 53
3	KOROBOV Alexander	KAZ	86.8 3	83.5 52	17 5	85.2 67	77.5 61	14 61	85.8 40	75.5 60	14 60
4	CHOI Yong Jik	KOR	86.5 5	84.5 47	17 4	85.4 62	85.5 36	14 36	85.8 40	84.0 41	14 41
5	MATURA Jan	CZE	86.5 5	87.5 31	17 3	85.7 43	83.0 48	14 48	85.3 64	78.0 55	14 55
6	STEINAUER Marco	SUI									
7	KANG Chil Gu	KOR	87.1 1	96.0 1	17 1	86.0 25	86.5 32	14 32	86.0 28	85.0 37	14 37
8	MAZOCH Jan	CZE	86.5 5	94.0 4	15 2	86.3 6	90.0 17	14 17	86.3 6	83.0 44	14 44
9	SCHWALL Tommy	USA	85.9 29	85.0 42	15 5	85.7 43	77.5 61	14 61	85.7 48	70.5 70	14 70
10	LYSKOVEC Andrej	BLR	85.8 34	85.0 42	15 5	85.6 51	80.0 58	14 58	85.7 48	75.5 60	14 60
11	DORAN Brendan	USA	86.4 10	82.0 56	15 9	86.1 17	81.5 56	14 56	86.1 19	79.5 52	14 52
12	DURAND Florentin	FRA									
13	BELOV Alexander	RUS	85.4 54	77.5 64	15 14	85.1 68	77.5 61	14 61	85.2 65	73.0 65	14 65
14	GAIDUK Pawel	KAZ	86.4 10	77.5 64	15 14	86.0 25	78.0 60	14 60	86.0 28	75.5 60	14 60
15	ZHARKOV Georgi	BUL	86.2 16	71.5 70	15 16	85.9 32	68.5 69	14 69	85.8 40	71.0 67	14 67
16	TSAKADZE Kakhaber	GEO	86.2 16	71.0 71	15 17	85.7 43	71.5 68	14 68	85.7 48	73.0 65	14 65
17	PEDERSEN Glynn	GBR	86.5 5	79.0 60	15 12	85.9 32	77.5 61	14 61	85.9 36	77.0 58	14 58
18	KIM Hyun Ki	KOR	86.0 22	81.5 57	15 10	86.2 13	82.0 54	14 54	86.0 28	88.0 18	14 18
19	JURIS Jaan	EST	85.9 29	81.0 58	15 11	85.7 43	72.0 67	14 67	85.5 56	75.0 64	14 64
20	GLYVKA Vladimir	UKR	85.1 65	78.5 62	15 13	85.1 68	66.0 70	14 70	85.2 65	71.0 67	14 67
21	KALINITSCHENKO Anton	RUS	85.3 60	82.5 55	15 8	85.4 62	75.5 65	14 65	85.5 56	71.0 67	14 67



RESULTS / RÉSULTATS

INDIVIDUAL K90 - OFFICIAL TRAINING 2
K90 INDIVIDUEL - 2e ENTRAÎNEMENT OFFICIEL

UTAH OLYMPIC PARK THU 7 FEB 2002 / JEU 7 FEV 2002 START TIME / DEBUT 12:30 END TIME / FINI A 15:00

Bib	Name	NOC Code	1st Round			2nd Round			3rd Round		
			Speed [km/h] Rank	Distance [m] Rank	Gate Rank	Speed [km/h] Rank	Distance [m] Rank	Gate Rank	Speed [km/h] Rank	Distance [m] Rank	Gate Rank
22	POLUNIN Maxim	KAZ	86.0 22	88.0 29	15 4	85.9 32	82.0 54	14 54	86.0 28	78.0 55	14 55
23	SANTIAGO Remi	FRA									
24	SKUPIEN Wojciech	POL	85.9 29	90.0 16	15 3	85.5 53	86.5 32	14 32	85.7 48	80.5 50	14 50
25	CHOI Heung Chul	KOR	85.7 37	96.0 1	15 1	85.4 62	88.5 21	14 21	85.5 56	79.0 53	14 53
26	KRUCZEK Lukasz	POL	86.4 10	84.5 47	15 7	86.0 25	84.0 42	14 42	86.0 28	77.5 57	14 57
27	FILIMONOV Stanislav	KAZ	85.5 49	87.5 31	14 14	85.5 53	87.5 26	14 26	85.5 56	82.0 47	14 47
28	CHEDAL Emmanuel	FRA									
29	FREIHOLZ Sylvain	SUI	85.7 37	87.5 31	14 14	85.5 53	90.0 17	14 17	85.8 40	85.5 34	14 34
30	TAJNER Tomislaw	POL	86.0 22	84.0 51	14 19	85.9 32	82.5 52	14 52	86.3 6	83.5 42	14 42
31	BYSTOEL Lars	NOR	85.7 37	86.0 36	14 17	85.7 43	87.0 29	14 29	85.6 54	86.5 30	14 30
32	MEDVED Igor	SLO	85.9 29	83.5 52	14 20	86.0 25	83.0 48	14 48	86.2 15	87.0 26	14 26
33	DOLEZAL Michal	CZE	85.6 45	73.0 69	14 23	85.5 53	65.0 71	14 71	85.6 54	80.5 50	14 50
34	POCHWALA Tomasz	POL	86.0 22	85.0 42	14 18	86.1 17	80.5 57	14 57	86.3 6	86.0 31	14 31
35	MATEJA Robert	POL	85.9 29	89.5 18	14 8	86.0 25	87.5 26	14 26	86.0 28	87.5 21	14 21
36	JONES Clint	USA	85.7 37	74.0 68	14 22	85.9 32	83.0 48	14 48	86.1 19	83.5 42	14 42
37	DESSUM Nicolas	FRA	85.7 37	90.5 15	14 7	85.9 32	86.0 35	14 35	86.0 28	88.5 16	14 16
38	BARDAL Anders	NOR	86.4 10	89.0 21	14 11	86.6 1	84.0 42	14 42	86.6 1	86.0 31	14 31
39	INGEBRIGTSEN Tommy	NOR	84.9 70	86.5 34	14 16	85.3 66	84.0 42	14 42	85.1 67	81.5 48	14 48
40	LJOEKELSOEY Roar	NOR	86.0 22	92.0 8	14 3	86.5 2	90.5 14	14 14		89.0 12	14 12
41	FATKULLIN Ildar	RUS	84.7 71	89.0 21	14 11	85.1 68	84.5 40	14 40	84.7 69	83.0 44	14 44
42	HARADA Masahiko	JPN	85.4 54	91.5 11	14 5	85.6 51	88.5 21	14 21	85.5 56	85.5 34	14 34
43	UHRMANN Michael	GER	86.1 20	95.5 3	14 1	86.2 13	90.5 14	14 14	86.2 15	89.5 11	14 11
44	KIURU Tami	FIN									
45	SPAETH Georg	GER	86.2 16	89.5 18	14 8	86.5 2	88.5 21	14 21	86.5 3	81.0 49	14 49
46	PETERKA Primož	SLO	86.3 14	91.0 13	14 6	86.4 4	88.5 21	14 21	86.6 1	90.5 7	14 7



RESULTS / RÉSULTATS

INDIVIDUAL K90 - OFFICIAL TRAINING 2
K90 INDIVIDUEL - 2e ENTRAÎNEMENT OFFICIEL

UTAH OLYMPIC PARK THU 7 FEB 2002 / JEU 7 FEV 2002 START TIME / DEBUT 12:30 END TIME / FINI A 15:00

Bib	Name	NOC Code	1st Round			2nd Round			3rd Round		
			Speed [km/h] Rank	Distance [m] Rank	Gate Rank	Speed [km/h] Rank	Distance [m] Rank	Gate Rank	Speed [km/h] Rank	Distance [m] Rank	Gate Rank
47	FRAS Damjan	SLO	86.1 20	89.5 18	14 8	86.2 13	90.5 14	14 14	86.3 6	87.5 21	14 21
48	KUETTEL Andreas	SUI	86.2 16	92.5 7	14 2	86.1 17	91.5 11	14 11	86.1 19	88.0 18	14 18
49	JANDA Jakub	CZE	85.4 54	79.0 60	14 21	85.1 68	83.0 48	14 48	85.0 68	75.5 60	14 60
50	DUFFNER Christof	GER	86.0 22	92.0 8	14 3	86.1 17	93.5 6	14 6	86.3 6	89.0 12	14 12
51	NIEMINEN Toni	FIN	86.3 14	88.5 25	14 13	86.3 6	87.5 26	14 26	86.3 6	85.0 37	14 37
52	LOITZL Wolfgang	AUT	85.6 45	89.0 21	13 7	86.3 6	91.5 11	14 11	86.3 6	86.0 31	14 31
53	AHONEN Janne	FIN	85.8 34	91.0 13	13 5	86.3 6	93.0 9	14 9	86.3 6	89.0 12	14 12
54	KRANJEC Robert	SLO	85.8 34	88.5 25	13 9	86.0 25	89.0 19	14 19	86.1 19	87.5 21	14 21
55	YAMADA Hiroki	JPN	85.4 54	84.5 47	13 20	86.0 25	83.5 46	14 46	85.9 36	84.5 40	14 40
56	KASAI Noriaki	JPN	85.1 65	85.0 42	13 18	85.5 53	85.0 37	14 37	85.5 56	87.5 21	14 21
57	ALBORN Alan	USA	85.4 54	85.5 38	13 14	85.7 43	88.5 21	14 21	85.5 56	87.5 21	14 21
58	LINDSTROEM Veli-Matti	FIN	85.7 37	83.0 54	13 22	86.3 6	84.0 42	14 42	86.4 5	88.0 18	14 18
59	KOBELEV Valery	RUS	85.7 37	88.5 25	13 9	86.1 17	86.5 32	14 32	86.2 15	92.5 2	14 2
60	MIYAHIRA Hideharu	JPN	85.0 69	78.0 63	13 23	85.7 43	78.5 59	14 59			
61	CECON Roberto	ITA	85.3 60	77.5 64	13 24	85.4 62	84.5 40	14 40	85.7 48	89.0 12	14 12
62	ZONTA Peter	SLO	85.6 45	85.5 38	13 14	86.1 17	85.0 37	14 37	86.1 19	90.0 10	14 10
63	GOLDBERGER Andreas	AUT	85.2 63	85.5 38	13 14	85.8 40	87.0 29	14 29	85.8 40	85.0 37	14 37
64	FUNAKI Kazuyoshi	JPN	85.4 54	84.5 47	13 20	85.9 32	87.0 29	14 29	86.1 19	90.5 7	14 7
65	JUSSILAINEN Risto	FIN	85.5 49	85.5 38	13 14	86.3 6	85.0 37	14 37	86.1 19	85.5 34	14 34
66	HORNGACHER Stefan	AUT	85.5 49	89.0 21	13 7	86.1 17	91.0 13	14 13	86.0 28	88.5 16	14 16
67	AMMANN Simon	SUI	85.3 60	90.0 16	13 6	85.9 32	94.5 4	14 4	86.1 19	91.0 6	14 6
68	HOCKE Stephan	GER	85.2 63	85.0 42	13 18	85.8 40	92.0 10	14 10	85.9 36	87.0 26	14 26
69	KOCH Martin	AUT	85.5 49	88.0 29	13 11	85.8 40	93.5 6	14 6	85.8 40	87.0 26	14 26
70	SCHMITT Martin	GER	85.6 45	91.5 11	13 4	86.2 13	96.0 3	14 3	86.2 15	90.5 7	14 7
71	HOELLWARTH Martin	AUT	85.1 65	86.5 34	13 12	85.7 43	89.0 19	14 19	85.8 40	87.0 26	14 26



RESULTS / RÉSULTATS

INDIVIDUAL K90 - OFFICIAL TRAINING 2
K90 INDIVIDUEL - 2e ENTRAÎNEMENT OFFICIEL

UTAH OLYMPIC PARK THU 7 FEB 2002 / JEU 7 FEV 2002 START TIME / DEBUT 12:30 END TIME / FINI A 15:00

Bib	Name	NOC Code	1st Round			2nd Round			3rd Round		
			Speed [km/h]	Distance [m]	Gate	Speed [km/h]	Distance [m]	Gate	Speed [km/h]	Distance [m]	Gate
			Rank	Rank	Rank	Rank	Rank	Rank	Rank	Rank	Rank
72	HAUTAMAEMI Matti	FIN	85.7 37	92.0 8	13 3	86.1 17	94.0 5	14 5	86.1 19	92.0 4	14 4
73	WIDHOELZL Andreas	AUT	85.5 49	86.0 36	13 13	86.3 6	93.5 6	14 6	86.5 3	91.5 5	14 5
74	HANNAWALD Sven	GER	86.0 22	94.0 4	13 1	86.4 4	98.5 1	14 1	86.3 6	93.5 1	14 1
75	MALYSZ Adam	POL	85.1 65	93.0 6	13 2	85.5 53	97.5 2	14 2	85.4 63	92.5 2	14 2

Weather Information									
	Time	Weather	Temp.[°C]		Humid. [%]	Wind[m/s]			
			Air	Snow		Min.	Max.	Avg.	
1st Round	12:30 - 13:13	Partly Cloudy	1.0	-9.0	31	0.1	2.6	0.6	
2nd Round	13:26 - 14:06	Partly Cloudy	1.0	-8.0	28	0.1	1.2	0.6	
3rd Round	14:18 - 15:00	Clear	-1.0	-10.0	42	0.2	1.7	0.8	

Statistics											
	Gate	Falls	Distance[m]			Speed[km/h]			Jumpers / NOCs		
			Min.	Max.	Avg.	Min.	Max.	Avg.	In Starting List	Started	With Results
1st Round	13	0	77.5	94.0	86.9	85.0	86.0	85.4	76/22	71/22	71/22
	14	0	73.0	95.5	87.2	84.7	86.4	85.8			
	15	0	71.0	96.0	82.6	85.1	86.5	85.9			
	17	0	77.5	96.0	85.5	86.5	87.1	86.7			
2nd Round	14	0	65.0	98.5	85.0	85.1	86.6	85.8	76/22	71/22	71/22
3rd Round	14	0	70.5	93.5	83.7	84.7	86.6	85.8	76/22	70/22	70/22

NOTE

Bolded Line in Gate column:

A bolded line at the "Gate" column indicates a change in gate assignment at this point. The presentation of rankings is calculated only within results achieved from the same gate.

Legend			
NOC	National Olympic Committee	Min.	Minimum
Max.	Maximum	Avg.	Average
Assistant TD	Assistant Technical Delegate	Assistant RD	Assistant Race Director
Temp.	Temperature	Humid.	Humidity



RESULTS / RÉSULTATS

INDIVIDUAL K90 - QUALIFICATION
K90 INDIVIDUEL - QUALIFICATIONS

UTAH OLYMPIC PARK SUN 10 FEB 2002 / DIM 10 FEV 2002 START TIME / DEBUT 08:15 END TIME / FINI A 09:00

Jury / Competition Management			Judges			Hill Data		
Race Director	HOFER Walter	FIS	A	AIGMUELLER Gert	AUT	K-Point:	90 m	
Technical Delegate	HYVAERINEN Pekka	FIN	B	FRELIH Janez	SLO	Meter Value:	2.0 Points/m	
Chief of Competition	ERICKSON William	USA	C	ASPHAUG Kolbjørn	NOR	Jury Distance:	101 m	
Assistant TD	GUGGEMOOS Toni	GER	D	LUNDE Randy	USA			
Assistant RD	TEPES Miran	FIS	E	KASAYA Yukio	JPN			

Rank	Bib	Name	NOC Code	Speed [km/h]	Distance [m]	Distance Points	Judges Marks					Judges Points	Gate	Points
							A	B	C	D	E			
1	42	AHONEN Janne	FIN	85.6	94.0	68.0	19.0	19.0	18.5	19.0	19.5	57.0	13	125.0
2	43	KRANJEC Robert	SLO	85.6	93.5	67.0	18.5	18.5	17.5	18.0	18.5	55.0	13	122.0
2	36	PETERKA Primoz	SLO	86.0	93.0	66.0	19.0	19.0	18.5	18.5	18.5	56.0	13	122.0
4	41	NIEMINEN Toni	FIN	85.6	91.5	63.0	19.0	18.5	18.5	18.5	19.0	56.0	13	119.0
5	48	KOBELEV Valery	RUS	85.6	92.0	64.0	18.0	18.0	18.0	18.0	18.0	54.0	13	118.0
5	35	UHRMANN Michael	GER	85.6	92.0	64.0	18.0	18.0	17.5	18.0	18.0	54.0	13	118.0
7	40	DUFFNER Christof	GER	85.7	91.5	63.0	18.5	18.0	18.0	18.5	18.0	54.5	13	117.5
7	29	DESSUM Nicolas	FRA	85.5	91.5	63.0	18.5	18.5	17.5	17.5	18.5	54.5	13	117.5
9	30	BARDAL Anders	NOR	86.3	91.0	62.0	18.5	18.0	18.0	17.5	18.0	54.0	13	116.0
10	27	MATEJA Robert	POL	85.6	90.0	60.0	18.5	18.5	18.0	18.5	19.0	55.5	13	115.5
11	46	ALBORN Alan	USA	85.2	90.0	60.0	19.0	18.5	18.0	18.0	18.0	54.5	13	114.5
11	34	HARADA Masahiko	JPN	85.0	90.5	61.0	18.0	17.5	17.5	18.0	18.5	53.5	13	114.5
13	47	LINDSTROEM Veli-Matti	FIN	85.8	90.0	60.0	18.0	18.0	18.0	17.5	18.0	54.0	13	114.0
13	38	KUETTEL Andreas	SUI	85.6	90.5	61.0	17.5	17.5	17.5	18.0	18.0	53.0	13	114.0
15	23	FREIHOLZ Sylvain	SUI	85.4	89.0	58.0	18.0	18.0	18.0	17.5	18.0	54.0	13	112.0
16	22	FILIMONOV Stanislav	KAZ	85.6	89.0	58.0	18.0	17.5	17.5	18.0	18.0	53.5	13	111.5
17	5	CHOI Yong Jik	KOR	85.2	88.0	56.0	18.5	18.0	18.0	18.5	18.5	55.0	13	111.0
18	31	INGEBRIGTSEN Tommy	NOR	84.9	89.0	58.0	17.0	17.5	17.5	17.5	17.5	52.5	13	110.5
19	8	MAZUCH Jan	CZE	85.8	88.5	57.0	18.0	17.5	17.5	18.0	17.5	53.0	13	110.0
20	24	BYSTOEL Lars	NOR	85.3	88.0	56.0	18.0	18.0	17.5	17.5	18.0	53.5	13	109.5
21	32	LJOEKELSOEY Roar	NOR	85.8	87.5	55.0	18.0	18.5	18.0	18.0	18.0	54.0	13	109.0
22	26	POCHWALA Tomasz	POL	85.6	88.0	56.0	17.5	17.5	17.5	17.5	17.5	52.5	13	108.5
23	37	FRAS Damjan	SLO	85.6	87.5	55.0	18.0	18.0	17.5	17.5	17.5	53.0	13	108.0
24	14	POLUNIN Maxim	KAZ	85.4	87.0	54.0	17.5	17.5	17.5	17.5	18.0	52.5	13	106.5
24	13	KIM Hyun Ki	KOR	85.3	86.5	53.0	18.0	18.0	18.0	17.5	17.5	53.5	13	106.5
26	21	CHOI Heung Chul	KOR	85.2	86.5	53.0	18.0	17.5	17.0	17.5	17.5	52.5	13	105.5
27	6	CHVYKOV Dmitry	KGZ	85.0	86.5	53.0	17.0	17.0	17.0	17.5	17.0	51.0	13	104.0
28	44	YAMADA Hiroki	JPN	85.4	84.5	49.0	18.0	18.0	18.0	17.0	18.0	54.0	13	103.0
29	45	KASAI Noriaki	JPN	84.9	85.0	50.0	17.5	16.5	17.5	16.5	17.5	51.5	13	101.5
29	19	KANG Chil Gu	KOR	85.4	84.5	49.0	17.5	18.0	17.5	17.5	17.5	52.5	13	101.5
31	20	SKUPIEN Wojciech	POL	85.1	83.0	46.0	16.0	17.0	17.0	17.0	17.0	51.0	13	97.0
32	3	MATURA Jan	CZE	85.0	81.5	43.0	17.5	17.5	17.5	17.5	17.5	52.5	13	95.5
33	10	LYSKOVEC Andrej	BLR	85.3	81.5	43.0	17.5	17.0	16.5	17.5	17.5	52.0	13	95.0
34	39	JANDA Jakub	CZE	84.9	80.5	41.0	17.5	18.0	17.0	17.0	17.0	51.5	13	92.5
35	7	GAIDUK Pawel	KAZ	85.8	80.5	41.0	17.5	17.0	17.0	17.0	17.0	51.0	13	92.0
36	25	DOLEZAL Michal	CZE	85.0	81.0	42.0	16.5	16.5	16.5	16.0	17.0	49.5	13	91.5
36	1	DORAN Brendan	USA	85.7	80.0	40.0	17.5	16.5	17.0	17.0	17.5	51.5	13	91.5
38	4	KOROBOV Alexander	KAZ	84.8	80.5	41.0	16.5	17.0	16.5	16.5	16.5	49.5	13	90.5

Not Qualified														
39	28	JONES Clint	USA	85.3	80.0	40.0	16.0	17.0	16.5	16.5	16.5	49.5	13	89.5
39	16	WELCH Brian	USA	85.0	80.0	40.0	16.5	16.5	16.0	16.5	16.5	49.5	13	89.5
41	33	FATKULLIN Ildar	RUS	85.1	79.5	39.0	16.5	16.5	17.0	17.0	16.5	50.0	13	89.0
42	2	BELOV Alexander	RUS	85.1	79.0	38.0	17.0	16.5	16.5	17.0	17.0	50.5	13	88.5
43	15	PEDERSEN Glynn	GBR	85.4	78.5	37.0	17.5	17.0	17.0	16.5	17.0	51.0	13	88.0



RESULTS / RÉSULTATS

INDIVIDUAL K90 - QUALIFICATION
K90 INDIVIDUEL - QUALIFICATIONS



UTAH OLYMPIC PARK SUN 10 FEB 2002 / DIM 10 FEV 2002 START TIME / DEBUT 08:15 END TIME / FINI A 09:00

Rank	Bib	Name	NOC Code	Speed [km/h]	Distance [m]	Distance Points	Judges Marks					Judges Points	Gate	Points
							A	B	C	D	E			
44	18	JURIS Jaan	EST	85.1	75.0	30.0	16.0	17.0	15.0	16.5	16.5	49.0	13	79.0
45	11	ZHARKOV Georgi	BUL	85.4	73.5	27.0	16.5	16.5	16.0	16.5	17.0	49.5	13	76.5
46	17	TSAKADZE Kakhaber	GEO	85.0	73.0	26.0	16.5	16.0	15.5	16.5	16.5	49.0	13	75.0
47	9	GLYVKA Vladimir	UKR	84.5	73.5	27.0	15.0	15.5	14.0	15.0	15.0	45.0	13	72.0
48	12	SILAEV Alexei	RUS	85.3	74.0	28.0	9.0	9.5	9.0	10.0	9.5	28.0	13	56.0

Prequalified														
1	59	HANNAWALD Sven	GER	85.5	97.5	75.0	19.5	19.0	19.0	19.5	19.5	58.0	12	133.0
2	53	AMMANN Simon	SUI	85.3	97.5	75.0	19.0	19.0	19.0	18.5	19.0	57.0	13	132.0
3	60	MALYSZ Adam	POL	84.7	98.5	77.0	17.0	17.0	16.5	17.0	17.0	51.0	12	128.0
4	51	FUNAKI Kazuyoshi	JPN	85.4	94.0	68.0	19.0	19.0	18.0	18.5	19.5	56.5	13	124.5
5	57	HAUTAMAEGI Matti	FIN	85.2	91.5	63.0	18.5	18.0	18.5	18.5	18.5	55.5	12	118.5
6	58	WIDHOELZL Andreas	AUT	85.5	91.5	63.0	19.0	18.0	18.5	18.0	18.5	55.0	12	118.0
7	55	SCHMITT Martin	GER	85.4	91.0	62.0	18.5	19.0	18.5	18.5	18.0	55.5	12	117.5
8	50	ZONTA Peter	SLO	85.8	91.5	63.0	18.0	18.0	17.5	17.5	18.0	53.5	13	116.5
9	54	KOCH Martin	AUT	85.6	90.5	61.0	18.0	18.0	17.5	18.0	17.5	53.5	13	114.5
10	56	HOELLWARTH Martin	AUT	85.1	89.0	58.0	18.5	18.0	18.5	18.0	18.0	54.5	12	112.5
11	49	CECON Roberto	ITA	85.0	88.0	56.0	16.0	16.0	15.5	16.0	15.0	47.5	13	103.5
12	52	HORNGACHER Stefan	AUT	85.6	86.5	53.0	16.5	16.5	16.0	16.0	16.5	49.0	13	102.0

Weather Information									
	Time	Weather	Temp.[°C]		Humid. [%]	Wind[m/s]			
			Air	Snow		Min.	Max.	Avg.	
Qualification	08:15 - 09:00	Clear	-11.0	-17.0	69	0.2	1.0	0.6	

Statistics											
	Gate	Falls	Distance[m]			Speed[km/h]			Jumpers / NOCs		
			Min.	Max.	Avg.	Min.	Max.	Avg.	In Starting List	Started	With Results
Qualification	12	0	89.0	98.5	93.1	84.7	85.5	85.2	60/22	60/22	60/22
	13	1	73.0	97.5	85.8	84.5	86.3	85.3			

Technical Delegate:  HYVAERINEN Pekka (FIN)	Chief of Competition:  ERICKSON William (USA)
---	--

NOTE How point scores are calculated: An athlete is awarded 60 points for jumping the K-point distance. For every meter more or less than the K-point, a competitor has 2.0 points added or subtracted from his total. In addition, competitors are awarded points for style (for flight and landing) up to a maximum of 20 per judge. Five judges score each jump, with the highest and lowest scores disregarded and the scores of the other three aggregated and added to the competitor's points for distance.
--

Legend NOC National Olympic Committee Max. Maximum Assistant TD Assistant Technical Delegate Temp. Temperature	Min. Minimum Avg. Average Assistant RD Assistant Race Director Humid. Humidity
---	---



RESULTS / RÉSULTATS

INDIVIDUAL K90 - FINAL ROUND
K90 INDIVIDUEL - MANCHE FINALE

UTAH OLYMPIC PARK SUN 10 FEB 2002 / DIM 10 FEV 2002 START TIME / DEBUT 09:30 END TIME / FINI A 11:21

Jury / Competition Management				Judges				Hill Data		
Race Director	HOFER Walter	FIS	A	AIGMUELLER Gert	AUT	K-Point:		90 m		
Technical Delegate	HYVAERINEN Pekka	FIN	B	FRELIH Janez	SLO	Meter Value:		2.0 Points/m		
Chief of Competition	ERICKSON William	USA	C	ASPHAUG Kolbjørn	NOR	Jury Distance:		101 m		
Assistant TD	GUGGEMOOS Toni	GER	D	LUNDE Randy	USA					
Assistant RD	TEPES Miran	FIS	E	KASAYA Yukio	JPN					

Rank	Bib	Name	NOC Code	Speed [km/h]	Distance [m]	Distance Points	Judges Marks					Judges Points	Round Total	Round Rank	Total
							A	B	C	D	E				
1	53	AMMANN Simon	SUI	84.8	98.0	76.0	19.0	19.0	19.0	19.5	19.5	57.5	133.5	1	269.0
				84.9	98.5	77.0	19.5	19.5	19.0	19.5	19.5	58.5	135.5	2	
2	59	HANNAWALD Sven	GER	85.5	97.0	74.0	19.5	19.0	19.0	19.0	19.0	57.0	131.0	2	267.5
				85.5	99.0	78.0	19.5	19.0	19.5	19.5	19.5	58.5	136.5	1	
3	60	MALYSZ Adam	POL	84.5	98.5	77.0	18.0	17.5	17.0	16.5	18.0	52.5	129.5	3	263.0
				84.5	98.0	76.0	19.0	19.0	19.0	20.0	19.5	57.5	133.5	3	
4	42	AHONEN Janne	FIN	85.4	95.5	71.0	19.0	18.5	19.0	19.0	19.0	57.0	128.0	4	261.5
				85.5	98.0	76.0	19.5	19.0	19.0	20.0	19.0	57.5	133.5	3	
5	47	LINDSTROEM Veli-Matti	FIN	85.5	95.0	70.0	18.5	19.0	19.0	18.5	19.0	56.5	126.5	5	253.0
				85.6	95.5	71.0	18.5	18.5	18.5	18.5	18.5	55.5	126.5	7	
6	57	HAUTAMAEMI Matti	FIN	85.5	93.0	66.0	18.5	18.0	18.5	18.5	19.0	55.5	121.5	7	252.5
				85.6	97.0	74.0	19.0	19.0	19.0	19.0	19.0	57.0	131.0	5	
7	55	SCHMITT Martin	GER	85.4	94.5	69.0	18.5	18.5	19.0	19.0	19.0	56.5	125.5	6	250.0
				85.5	94.5	69.0	18.5	18.5	18.5	19.0	18.5	55.5	124.5	9	
8	35	UHRMANN Michael	GER	85.1	92.0	64.0	18.0	18.5	18.0	18.0	18.0	54.0	118.0	12	245.0
				85.4	95.5	71.0	19.0	19.0	18.0	19.0	18.0	56.0	127.0	6	
9	51	FUNAKI Kazuyoshi	JPN	85.0	92.0	64.0	18.5	18.5	18.5	18.5	19.5	55.5	119.5	10	243.0
				85.0	94.5	69.0	18.0	17.5	18.0	18.5	19.0	54.5	123.5	10	
10	36	PETERKA Primoz	SLO	85.6	92.5	65.0	19.0	19.0	18.5	19.0	18.5	56.5	121.5	7	240.5
				85.7	91.5	63.0	18.5	19.0	18.5	19.0	18.0	56.0	119.0	13	
11	52	HORNGACHER Stefan	AUT	85.3	91.5	63.0	18.0	18.0	18.5	18.0	18.5	54.5	117.5	14	240.0
				85.2	93.5	67.0	19.0	18.0	18.5	18.5	18.5	55.5	122.5	11	
11	46	ALBORN Alan	USA	85.1	91.0	62.0	18.5	19.5	18.5	19.0	18.5	56.0	118.0	12	240.0
				84.9	93.0	66.0	19.0	18.5	18.5	19.0	18.5	56.0	122.0	12	
13	50	ZONTA Peter	SLO	85.2	90.0	60.0	18.0	18.0	17.5	18.0	18.0	54.0	114.0	24	239.5
				85.3	95.0	70.0	19.0	18.5	18.5	18.0	18.5	55.5	125.5	8	
14	54	KOCH Martin	AUT	85.2	92.5	65.0	18.5	18.5	18.0	18.5	19.0	55.5	120.5	9	237.0
				85.0	91.0	62.0	18.5	18.0	18.5	18.0	18.0	54.5	116.5	19	
15	43	KRANJEC Robert	SLO	85.1	91.5	63.0	18.5	18.0	18.0	18.5	18.0	54.5	117.5	14	236.0
				85.2	92.5	65.0	18.0	18.5	17.5	18.0	17.0	53.5	118.5	14	
16	41	NIEMINEN Toni	FIN	85.2	91.5	63.0	18.0	18.0	18.0	18.0	18.5	54.0	117.0	18	235.5
				85.2	91.5	63.0	18.5	18.0	18.5	18.5	18.5	55.5	118.5	14	
17	40	DUFFNER Christof	GER	85.2	91.5	63.0	18.0	18.5	17.5	18.5	18.0	54.5	117.5	14	235.0
				85.3	92.0	64.0	17.5	18.0	17.5	18.0	18.5	53.5	117.5	16	
18	32	LJOEKELSOEY Roar	NOR	85.5	91.5	63.0	19.0	18.5	18.5	19.0	18.0	56.0	119.0	11	233.5
				85.4	90.0	60.0	18.5	18.0	18.0	18.5	18.0	54.5	114.5	24	
19	49	CECON Roberto	ITA	84.8	91.0	62.0	18.5	18.0	18.0	18.5	18.5	55.0	117.0	18	233.0
				84.9	91.5	63.0	18.0	17.5	17.5	18.0	17.5	53.0	116.0	20	
20	34	HARADA Masahiko	JPN	84.5	91.0	62.0	18.5	18.0	18.5	18.5	19.0	55.5	117.5	14	232.0
				84.6	89.5	59.0	18.5	18.0	18.5	19.0	18.5	55.5	114.5	24	
20	31	INGEBRIGTSEN Tommy	NOR	84.5	91.5	63.0	18.0	17.5	18.0	18.0	17.5	53.5	116.5	20	232.0
				84.4	91.0	62.0	17.5	18.0	17.5	18.0	18.0	53.5	115.5	21	
22	38	KUETTEL Andreas	SUI	85.2	90.0	60.0	18.5	18.0	18.0	18.0	18.0	54.0	114.0	24	231.5
				85.3	91.0	62.0	18.5	18.0	18.5	18.5	18.5	55.5	117.5	16	
22	29	DESSUM Nicolas	FRA	85.1	90.0	60.0	18.0	18.5	18.0	18.0	18.0	54.0	114.0	24	231.5
				85.0	91.5	63.0	18.5	18.5	18.0	18.0	18.0	54.5	117.5	16	



RESULTS / RÉSULTATS

INDIVIDUAL K90 - FINAL ROUND
K90 INDIVIDUEL - MANCHE FINALE

UTAH OLYMPIC PARK SUN 10 FEB 2002 / DIM 10 FEV 2002 START TIME / DEBUT 09:30 END TIME / FINI A 11:21

Rank	Bib	Name	NOC Code	Speed [km/h]	Distance [m]	Distance Points	Judges Marks					Judges Points	Round Total	Round Rank	Total
							A	B	C	D	E				
24	58	WIDHOELZL Andreas	AUT	85.6	90.5	61.0	18.0	18.0	18.0	18.0	18.0	54.0	115.0	22	230.5
				85.6	90.5	61.0	19.0	18.0	18.5	18.0	18.0	54.5	115.5	21	
25	56	HOELLWARTH Martin	AUT	85.1	90.0	60.0	19.0	18.0	19.0	18.0	18.0	55.0	115.0	22	228.0
				85.1	89.0	58.0	18.5	18.0	18.5	18.5	18.0	55.0	113.0	28	
25	23	FREIHZOLZ Sylvain	SUI	84.8	89.0	58.0	18.5	18.5	18.0	18.5	18.0	55.0	113.0	27	228.0
				84.9	91.0	62.0	18.0	17.5	18.0	17.5	17.5	53.0	115.0	23	
27	30	BARDAL Anders	NOR	85.8	91.0	62.0	18.5	18.5	18.0	18.0	18.0	54.5	116.5	20	227.0
				85.7	89.0	58.0	18.0	17.5	17.5	17.0	17.5	52.5	110.5	29	
28	37	FRAS Damjan	SLO	85.3	88.5	57.0	18.0	18.0	17.5	18.0	17.5	53.5	110.5	30	225.0
				85.3	90.5	61.0	18.0	18.0	17.5	18.0	17.5	53.5	114.5	24	
29	48	KOBELV Valery	RUS	85.4	88.5	57.0	18.0	18.0	18.0	18.0	18.0	54.0	111.0	29	224.5
				85.4	90.0	60.0	18.0	18.0	18.0	17.5	17.5	53.5	113.5	27	
30	21	CHOI Heung Chul	KOR	84.6	87.5	55.0	18.5	17.5	18.5	18.5	18.5	55.5	110.5	30	216.0
				84.4	86.5	53.0	18.5	17.0	17.5	17.5	17.5	52.5	105.5	30	
31	24	BYSTOEL Lars	NOR	85.0	88.5	57.0	18.0	17.5	17.5	18.0	18.0	53.5	110.5	30	215.0
				85.1	86.5	53.0	17.5	17.0	17.0	17.5	17.0	51.5	104.5	31	
32	22	FILIMONOV Stanislav	KAZ	85.1	89.0	58.0	18.0	18.0	17.5	17.5	18.0	53.5	111.5	28	209.5
				85.0	83.5	47.0	17.0	17.0	17.0	16.5	17.0	51.0	98.0	32	
33	44	YAMADA Hiroki	JPN	84.7	88.0	56.0	18.0	17.5	18.0	17.5	18.0	53.5	109.5	33	109.5
34	5	CHOI Yong Jik	KOR	85.0	87.5	55.0	18.0	17.5	18.0	18.0	18.0	54.0	109.0	34	109.0
35	8	MAZUCH Jan	CZE	85.4	88.0	56.0	17.5	17.5	17.5	17.5	17.5	52.5	108.5	35	108.5
36	13	KIM Hyun Ki	KOR	84.9	86.5	53.0	17.5	18.0	18.0	17.5	17.5	53.0	106.0	36	106.0
37	27	MATEJA Robert	POL	85.2	85.5	51.0	17.5	18.5	17.5	18.5	17.5	53.5	104.5	37	104.5
38	14	POLUNIN Maxim	KAZ	85.0	85.5	51.0	17.5	17.5	17.5	17.5	17.5	52.5	103.5	38	103.5
39	39	JANDA Jakub	CZE	85.0	86.0	52.0	17.5	17.0	17.0	17.0	17.0	51.0	103.0	39	103.0
40	26	POCHWALA Tomasz	POL	85.3	85.0	50.0	18.0	17.5	17.0	17.5	17.0	52.0	102.0	40	102.0
41	6	CHVYKOV Dmitry	KGZ	84.7	85.0	50.0	17.5	16.5	17.0	17.5	17.0	51.5	101.5	41	101.5
42	20	SKUPIEN Wojciech	POL	84.7	83.5	47.0	17.0	17.0	17.0	17.0	17.0	51.0	98.0	42	98.0
42	10	LYSKOVEC Andrej	BLR	84.8	83.5	47.0	17.0	17.0	16.5	17.5	17.0	51.0	98.0	42	98.0
44	7	GAIDUK Pawel	KAZ	85.4	82.5	45.0	17.0	17.5	17.0	17.0	17.5	51.5	96.5	44	96.5
44	1	DORAN Brendan	USA	85.1	82.5	45.0	17.0	17.5	17.0	17.0	17.5	51.5	96.5	44	96.5
46	19	KANG Chil Gu	KOR	85.1	82.0	44.0	17.5	17.5	17.0	17.5	16.5	52.0	96.0	46	96.0
47	3	MATURA Jan	CZE	84.3	79.5	39.0	17.5	17.0	17.5	17.5	17.5	52.5	91.5	47	91.5
48	4	KOROBOV Alexander	KAZ	84.3	78.0	36.0	16.5	16.5	16.5	16.5	16.5	49.5	85.5	48	85.5
49	45	KASAI Noriaki	JPN	84.6	85.0	50.0	11.0	10.5	11.0	11.5	11.0	33.0	83.0	49	83.0



RESULTS / RÉSULTATS



INDIVIDUAL K90 - FINAL ROUND
K90 INDIVIDUEL - MANCHE FINALE

UTAH OLYMPIC PARK SUN 10 FEB 2002 / DIM 10 FEV 2002 START TIME / DEBUT 09:30 END TIME / FINI A 11:21

Rank	Bib	Name	NOC Code	Speed [km/h]	Distance [m]	Distance Points	Judges Marks					Judges Points	Round Total	Round Rank	Total
							A	B	C	D	E				
50	25	DOLEZAL Michal	CZE	84.7	77.0	34.0	16.0	17.0	16.0	16.5	16.0	48.5	82.5	50	82.5

Weather Information									
	Time	Weather	Temp.[°C]		Humid. [%]	Wind[m/s]			
			Air	Snow		Min.	Max.	Avg.	
1st Round	09:30 - 10:18	Clear	-12.0	-11.0	81	0.1	0.7	0.4	
Final Round	10:50 - 11:21	Clear	-9.4	-17.0	74	0.1	0.6	0.3	

Statistics											
	Gate	Falls	Distance[m]			Speed[km/h]			Jumpers / NOCs		
			Min.	Max.	Avg.	Min.	Max.	Avg.	In Starting List	Started	With Results
1st Round	12	1	77.0	98.5	88.9	84.3	85.8	85.0	50/17	50/17	50/17
Final Round	12	0	83.5	99.0	92.2	84.4	85.7	85.1	32/14	32/14	32/14

Technical Delegate:	Chief of Competition:
 HYVAERINEN Pekka (FIN)	 ERICKSON William (USA)

NOTE

How point scores are calculated:

An athlete is awarded 60 points for jumping the K-point distance. For every meter more or less than the K-point, a competitor has 2.0 points added or subtracted from his total. In addition, competitors are awarded points for style (for flight and landing) up to a maximum of 20 per judge. Five judges score each jump, with the highest and lowest scores disregarded and the scores of the other three aggregated and added to the competitor's points for distance.

Legend			
NOC	National Olympic Committee	Min.	Minimum
Max.	Maximum	Avg.	Average
Assistant TD	Assistant Technical Delegate	Assistant RD	Assistant Race Director
Temp.	Temperature	Humid.	Humidity



RESULTS / RÉSULTATS

INDIVIDUAL K120 - OFFICIAL TRAINING 1
K120 INDIVIDUEL - 1er ENTRAÎNEMENT OFFICIEL

UTAH OLYMPIC PARK MON 11 FEB 2002 / LUN 11 FEV 2002 START TIME / DEBUT 08:30 END TIME / FINI A 11:06

Jury / Competition Management			Judges			Hill Data		
Race Director	HOFER Walter	FIS	A	LUNDE Randy	USA	K-Point:		120 m
Technical Delegate	HYVAERINEN Pekka	FIN	B	AIGMUELLER Gert	AUT	Meter Value:		1.8 Points/m
Chief of Competition	ERICKSON William	USA	C	FRELIH Janez	SLO	Jury Distance:		128 m
Assistant TD	GUGGEMOOS Toni	GER	D	GOETZE Klaus-Dieter	GER			
Assistant RD	TEPES Miran	FIS	E	ASPHAUG Kolbjorn	NOR			

Bib	Name	NOC Code	1st Round			2nd Round			3rd Round		
			Speed [km/h] Rank	Distance [m] Rank	Gate Rank	Speed [km/h] Rank	Distance [m] Rank	Gate Rank	Speed [km/h] Rank	Distance [m] Rank	Gate Rank
78	PIKKOR Tabet	EST	93.7 39	84.0 68	20 68	93.9 33	89.0 71	21 70	93.4 18	89.5 70	20 46
77	SALUMAE Jens	EST	94.1 11	100.0 51	20 51	93.5 54	103.0 53	21 52	93.3 23	108.0 37	20 21
76	CHVYKOV Dimitry	KGZ	93.3 60	102.0 47	20 47	93.2 65	111.0 36	21 35	92.8 48	117.5 11	20 6
1	SILAEV Alexei	RUS	93.3 60	85.5 66	20 66	93.8 43	92.0 69	21 68	93.2 27	97.5 62	20 38
2	WELCH Brian	USA	93.7 39	98.5 55	20 55	93.3 63	93.5 68	21 67	92.4 63	92.0 66	20 42
3	KOROBOV Alexander	KAZ	92.8 71	95.5 59	20 59	93.3 63	97.0 62	21 61	92.5 58	90.5 68	20 44
4	CHOI Yong Jik	KOR	93.3 60	103.5 45	20 45	93.5 54	103.5 52	21 51	93.1 31	108.0 37	20 21
5	MATURA Jan	CZE	92.8 71	84.5 67	20 67	93.8 43	97.0 62	21 61	93.2 27	92.0 66	20 42
6	STEINAUER Marco	SUI	92.8 71	91.0 62	20 62	93.2 65	101.5 57	21 56	92.7 51	107.5 40	20 23
7	KANG Chil Gu	KOR	94.4 4	109.0 35	20 35	94.4 6	105.5 46	21 45	93.7 8	109.5 31	20 18
8	MAZUCH Jan	CZE	94.2 9	72.0 73	20 73	94.4 6	104.5 50	21 49	93.8 4	110.0 28	20 15
9	SCHWALL Tommy	USA	93.6 44	91.0 62	20 62	93.7 47	97.5 60	21 59	92.9 40	105.5 48	20 30
10	LYSKOVEC Andrej	BLR	93.6 44	90.0 64	20 64	93.9 33	91.0 70	21 69	93.4 18	100.0 60	20 36
11	DORAN Brendan	USA	94.0 16	104.5 43	20 43	94.2 17	97.5 60	21 59	93.5 14	101.0 59	20 35
12	DURAND Florentin	FRA	93.6 44	101.5 49	20 49	94.0 29	95.5 67	21 66	93.5 14	105.5 48	20 30
13	BELOV Alexander	RUS	92.9 69	102.0 47	20 47	93.2 65	100.0 58	21 57	92.4 63	94.0 65	20 41
14	GAIDUK Pawel	KAZ	93.9 19	97.0 56	20 56	94.3 10	105.5 46	21 45	93.7 8	105.5 48	20 30
15	ZHARKOV Georgi	BUL	93.8 28	80.0 71	20 71	93.9 33	87.5 72	21 71	93.3 23	87.5 72	20 48
16	TSAKADZE Kakhaber	GEO	93.6 44	80.0 71	20 71	93.1 70	86.5 73	21 72	92.6 55	85.5 73	20 49
17	PEDERSEN Glynn	GBR	93.8 28	93.5 61	20 61	93.8 43	102.0 56	21 55	93.0 36	97.0 63	20 39
18	KIM Hyun Ki	KOR	93.6 44	99.0 54	20 54	93.7 47	113.5 30	21 29	93.1 31	107.5 40	20 23
19	JURIS Jaan	EST	93.5 53	82.5 70	20 70	93.5 54	98.5 59	21 58	92.5 58	89.5 70	20 46



RESULTS / RÉSULTATS

INDIVIDUAL K120 - OFFICIAL TRAINING 1
K120 INDIVIDUEL - 1er ENTRAÎNEMENT OFFICIEL

UTAH OLYMPIC PARK MON 11 FEB 2002 / LUN 11 FEV 2002 START TIME / DEBUT 08:30 END TIME / FINI A 11:06

Bib	Name	NOC Code	1st Round			2nd Round			3rd Round		
			Speed [km/h] Rank	Distance [m] Rank	Gate Rank	Speed [km/h] Rank	Distance [m] Rank	Gate Rank	Speed [km/h] Rank	Distance [m] Rank	Gate Rank
20	GLYVKA Vladimir	UKR	93.4 57	84.0 68	20 68	93.2 65	96.5 65	21 64	92.5 58	90.5 68	20 44
21	KALINITSCHENKO Anton	RUS	93.7 39	86.0 65	20 65	93.7 47	96.5 65	21 64	93.0 36	84.0 74	20 50
22	POLUNIN Maxim	KAZ	94.0 16	101.0 50	20 50	93.9 33	104.5 50	21 49	93.0 36	103.0 57	20 34
23	SANTIAGO Remi	FRA	93.9 19	100.0 51	20 51	94.6 3	110.5 37	21 36	93.8 4	107.5 40	20 23
24	SKUPIEN Wojciech	POL	93.6 44	96.0 58	20 58	93.5 54	109.0 42	21 41	92.5 58	95.5 64	20 40
25	CHOI Heung Chul	KOR	93.2 65	103.5 45	20 45	93.0 71	108.5 44	21 43	92.9 40	106.5 45	20 28
26	KRUCZEK Lukasz	POL	94.2 9	95.5 59	20 59	94.4 6	105.5 46	21 45	93.9 2	106.5 45	20 28
27	FILIMONOV Stanislav	KAZ	93.8 28	108.0 36	20 36	93.9 33	112.5 32	21 31	93.2 27	107.5 40	20 23
28	CHEDAL Emmanuel	FRA	94.3 7	113.5 18	20 18	94.4 6	116.0 23	21 22	93.7 8	115.5 12	20 7
29	FREIHOLZ Sylvain	SUI	93.8 28	114.0 15	20 15	93.9 33	114.5 28	21 27	92.5 58	110.5 24	20 12
30	TAJNER Tomislav	POL	93.8 28	110.5 31	20 31	94.5 5	121.5 7	21 6	93.5 14	110.0 28	20 15
31	BYSTOEL Lars	NOR	93.5 53	115.5 8	20 8	93.9 33	117.5 17	21 16	92.9 40	105.5 48	20 30
32	MEDVED Igor	SLO	93.5 53	115.5 8	20 8	93.9 33	110.0 39	21 38	93.4 18	113.0 19	20 9
33	DOLEZAL Michal	CZE	93.2 65	99.5 53	20 53	93.2 65	97.0 62	21 61	92.9 40	100.0 60	20 36
34	POCHWALA Tomasz	POL	93.9 19	111.0 28	20 28	94.3 10	120.5 9	21 8	93.6 13	109.0 34	20 19
35	MATEJA Robert	POL	93.8 28	112.5 22	20 22	93.7 47	113.0 31	21 30	93.5 14	110.5 24	20 12
36	JONES Clint	USA	93.8 28	105.5 42	20 42	94.1 24	112.0 34	21 33	93.4 18	110.0 28	20 15
37	DESSUM Nicolas	FRA				93.4 61	107.5 45	21 44	92.9 40	107.0 44	20 27
38	BARDAL Anders	NOR	94.7 1	112.0 24	20 24	94.7 1	110.5 37	21 36	94.0 1	109.0 34	20 19
39	INGEBRIGTSEN Tommy	NOR	93.1 67	115.0 12	20 12	93.0 71	77.5 74	21 73	92.3 67	111.0 23	20 11
40	LJOEKELSOEY Roar	NOR	94.5 3	114.0 15	20 15	94.3 10	116.0 23	21 22	93.7 8	110.5 24	20 12
41	FATKULLIN Ildar	RUS	92.9 69	111.0 28	20 28	92.9 73	114.0 29	21 28	92.0 70	112.5 21	20 10
42	HARADA Masahiko	JPN	93.5 53	107.5 37	20 37	93.5 54	119.0 13	21 12	92.7 51	115.5 12	20 7
43	UHRMANN Michael	GER	93.9 19	110.5 31	20 31	93.9 33	120.5 9	21 8	93.4 18	124.5 3	20 3
44	KIURU Tami	FIN									



RESULTS / RÉSULTATS

INDIVIDUAL K120 - OFFICIAL TRAINING 1
K120 INDIVIDUEL - 1er ENTRAÎNEMENT OFFICIEL

UTAH OLYMPIC PARK MON 11 FEB 2002 / LUN 11 FEV 2002 START TIME / DEBUT 08:30 END TIME / FINI A 11:06

Bib	Name	NOC Code	1st Round			2nd Round			3rd Round		
			Speed [km/h] Rank	Distance [m] Rank	Gate Rank	Speed [km/h] Rank	Distance [m] Rank	Gate Rank	Speed [km/h] Rank	Distance [m] Rank	Gate Rank
45	SPAETH Georg	GER	94.4 4	106.0 41	20 41	94.2 17	115.5 26	21 25	93.7 8	119.0 9	20 5
46	PETERKA Primoz	SLO	94.3 7	111.5 26	20 26	94.3 10	117.5 17	21 16	93.8 4	119.5 8	20 4
47	FRAS Damjan	SLO	94.1 11	114.0 15	20 15	94.3 10	112.5 32	21 31	93.8 4	125.0 2	20 2
48	KUETTEL Andreas	SUI	93.6 44	109.5 34	20 34	94.3 10	118.5 14	21 13	93.9 2	127.0 1	20 1
49	JANDA Jakub	CZE	93.3 60	96.5 57	20 57	93.4 61	105.0 49	21 48	92.0 70	113.0 19	18 11
50	DUFFNER Christof	GER	93.6 44	115.5 8	20 8	94.1 24	120.0 11	21 10	92.4 63	118.5 10	18 5
51	NIEMINEN Toni	FIN									
52	LOITZL Wolfgang	AUT	93.8 28	110.0 33	20 33	94.2 17	117.5 17	21 16	92.8 48	115.5 12	18 6
53	AHONEN Janne	FIN	94.6 2	115.5 8	20 8	94.6 3	124.5 3	21 3	93.3 23	122.5 5	18 2
54	KRANJEC Robert	SLO	94.1 11	119.0 5	20 5	94.2 17	121.5 7	21 6	93.0 36	124.0 4	18 1
55	YAMADA Hiroki	JPN	93.8 28	111.5 26	20 26	94.0 29	102.5 54	21 53	92.7 51	109.0 34	18 16
56	KASAI Noriaki	JPN	93.3 60	113.5 18	20 18	93.6 53	116.5 21	21 20	91.9 73	112.5 21	18 12
57	ALBORN Alan	USA	93.8 28	115.0 12	20 12	93.9 33	115.0 27	21 26	92.4 63	120.0 7	18 4
58	LINDSTROEM Veli-Matti	FIN	94.4 4	107.5 37	20 37	94.7 1	109.0 42	21 41	92.9 40	105.5 48	18 19
59	KOBELEV Valery	RUS	93.9 19	112.5 22	20 22	94.2 17	122.0 4	21 4	92.6 55	115.5 12	18 6
60	MIYAHIRA Hideharu	JPN	93.4 57	106.5 40	20 40	93.5 54	111.5 35	21 34	92.0 70	104.0 55	18 22
61	CECON Roberto	ITA	93.4 57	113.0 21	20 21	93.5 54	118.5 14	21 13	91.8 74	104.5 54	18 21
62	ZONTA Peter	SLO	93.9 19	107.0 39	20 39	94.2 17	116.0 23	21 22	92.9 40	104.0 55	18 22
63	GOLDBERGER Andreas	AUT	93.6 44	112.0 24	20 24	94.0 29	109.5 40	21 39	92.3 67	106.0 47	18 18
64	FUNAKI Kazuyoshi	JPN	94.1 11	114.5 14	20 14	94.2 17	122.0 4	21 4	93.1 31	105.5 48	18 19
65	JUSSILAINEN Risto	FIN	93.9 19	104.0 44	20 44	94.1 24	117.5 17	21 16	93.1 31	110.5 24	18 13
66	HORNGACHER Stefan	AUT	93.7 39	111.0 28	20 28	93.7 47	116.5 21	21 20	93.1 31	102.0 58	18 24
67	AMMANN Simon	SUI	93.9 19	123.5 2	20 2	94.3 10	127.5 1	21 1	93.2 27	113.5 18	18 10
68	HOCKE Stephan	GER	94.0 16	116.5 6	20 6	94.1 24	118.5 14	21 13	92.9 40	114.5 16	18 8
69	KOCH Martin	AUT	93.9 19	116.0 7	20 7	93.8 43	120.0 11	21 10	92.7 51	109.5 31	18 14



RESULTS / RÉSULTATS

INDIVIDUAL K120 - OFFICIAL TRAINING 1
K120 INDIVIDUEL - 1er ENTRAÎNEMENT OFFICIEL

UTAH OLYMPIC PARK MON 11 FEB 2002 / LUN 11 FEV 2002 START TIME / DEBUT 08:30 END TIME / FINI A 11:06

Bib	Name	NOC Code	1st Round			2nd Round			3rd Round		
			Speed [km/h] Rank	Distance [m] Rank	Gate Rank	Speed [km/h] Rank	Distance [m] Rank	Gate Rank	Speed [km/h] Rank	Distance [m] Rank	Gate Rank
70	SCHMITT Martin	GER									
71	HOELLWARTH Martin	AUT	93.7 39	113.5 18	20 18	94.0 29	102.5 54	21 53	92.8 48	109.5 31	18 14
72	HAUTAMAEMI Matti	FIN	93.8 28	120.0 4	20 4	93.7 47	109.5 40	21 39	92.6 55	108.0 37	18 17
73	WIDHOELZL Andreas	AUT	94.1 11	122.0 3	20 3	94.1 24	125.0 2	21 2	93.3 23	114.0 17	18 9
74	HANNAWALD Sven	GER									
75	MALYSZ Adam	POL	93.1 67	130.0 1	20 1	92.4 74	122.0 4	19 1	92.2 69	120.5 6	18 3

Weather Information									
	Time	Weather	Temp.[°C]		Humid. [%]	Wind[m/s]			
			Air	Snow		Min.	Max.	Avg.	
1st Round	08:30 - 09:16	Partly Cloudy	-2.0	-8.0	33	0.3	2.5	1.1	
2nd Round	09:31 - 10:14	Clear	1.0	-10.0	34	0.1	2.2	0.6	
3rd Round	10:29 - 11:06	Partly Cloudy	2.0	-7.0	30	0.1	1.7	0.7	

Statistics											
	Gate	Falls	Distance[m]			Speed[km/h]			Jumpers / NOCs		
			Min.	Max.	Avg.	Min.	Max.	Avg.	In Starting List	Started	With Results
1st Round	20	1	72.0	130.0	104.8	92.8	94.7	93.7	78/22	73/22	73/22
2nd Round	19	0	122.0	122.0	122.0	92.4	92.4	92.4	78/22	74/22	74/22
	21	0	77.5	127.5	108.6	92.9	94.7	93.8			
3rd Round	18	0	102.0	124.0	111.7	91.8	93.3	92.6	78/22	74/22	74/22
	20	0	84.0	127.0	105.3	92.0	94.0	93.1			

NOTE

Bolded Line in Gate column:

A bolded line at the "Gate" column indicates a change in gate assignment at this point. The presentation of rankings is calculated only within results achieved from the same gate.

Legend			
NOC	National Olympic Committee	Min.	Minimum
Max.	Maximum	Avg.	Average
Assistant TD	Assistant Technical Delegate	Assistant RD	Assistant Race Director
Temp.	Temperature	Humid.	Humidity



RESULTS / RÉSULTATS

INDIVIDUAL K120 - OFFICIAL TRAINING 2
K120 INDIVIDUEL - 2e ENTRAÎNEMENT OFFICIEL

UTAH OLYMPIC PARK MON 11 FEB 2002 / LUN 11 FEV 2002 START TIME / DEBUT 11:23 END TIME / FINI A 13:04

Jury / Competition Management			Judges			Hill Data	
Race Director	HOFER Walter	FIS	A	LUNDE Randy	USA	K-Point:	120 m
Technical Delegate	HYVAERINEN Pekka	FIN	B	AIMMUELLER Gert	AUT	Meter Value:	1.8 Points/m
Chief of Competition	ERICKSON William	USA	C	FRELIH Janez	SLO	Jury Distance:	128 m
Assistant TD	GUGGEMOOS Toni	GER	D	GOETZE Klaus-Dieter	GER		
Assistant RD	TEPES Miran	FIS	E	ASPHAUG Kolbjoern	NOR		

Bib	Name	NOC Code	1st Round			2nd Round			3rd Round		
			Speed [km/h] Rank	Distance [m] Rank	Gate Rank	Speed [km/h] Rank	Distance [m] Rank	Gate Rank	Speed [km/h] Rank	Distance [m] Rank	Gate Rank
78	PIKKOR Tabet	EST	92.6 16	81.5 61	19 41						
77	SALUMAE Jens	EST	92.7 13	95.0 48	19 28						
76	CHVYKOV Dimitry	KGZ	92.4 23	105.5 38	19 20						
1	SILAEV Alexei	RUS	92.8 11	89.5 55	19 35						
2	WELCH Brian	USA	92.2 29	82.0 60	19 40						
3	KOROBOV Alexander	KAZ	92.1 36	88.0 57	19 37						
4	CHOI Yong Jik	KOR	92.5 21	87.0 59	19 39						
5	MATURA Jan	CZE	92.8 11	97.5 45	19 25						
6	STEINAUER Marco	SUI	92.0 39	98.5 44	19 24						
7	KANG Chil Gu	KOR	93.5 1	107.0 34	19 17						
8	MAZUCH Jan	CZE	93.5 1	108.5 29	19 14						
9	SCHWALL Tommy	USA	92.5 21	96.0 47	19 27						
10	LYSKOVEC Andrej	BLR	92.6 16	102.5 40	19 21						
11	DORAN Brendan	USA	92.9 8	101.5 42	19 23						
12	DURAND Florentin	FRA	92.6 16	92.5 53	19 33						
13	BELOV Alexander	RUS	91.7 44	92.0 54	19 34						
14	GAIDUK Pawel	KAZ	93.1 5	108.0 32	19 16						
15	ZHARKOV Georgi	BUL	92.7 13	95.0 48	19 28						
16	TSAKADZE Kakhaber	GEO	92.2 29	94.5 50	19 30						
17	PEDERSEN Glynn	GBR	92.7 13	102.5 40	19 21						
18	KIM Hyun Ki	KOR	92.6 16	112.5 23	19 9						
19	JURIS Jaan	EST	92.3 26	93.5 52	19 32						



RESULTS / RÉSULTATS

INDIVIDUAL K120 - OFFICIAL TRAINING 2
K120 INDIVIDUEL - 2e ENTRAÎNEMENT OFFICIEL

UTAH OLYMPIC PARK MON 11 FEB 2002 / LUN 11 FEV 2002 START TIME / DEBUT 11:23 END TIME / FINI A 13:04

Bib	Name	NOC Code	1st Round			2nd Round			3rd Round		
			Speed [km/h] Rank	Distance [m] Rank	Gate Rank	Speed [km/h] Rank	Distance [m] Rank	Gate Rank	Speed [km/h] Rank	Distance [m] Rank	Gate Rank
20	GLYVKA Vladimir	UKR	92.2 29	87.5 58	19 38						
21	KALINITSCHENKO Anton	RUS	92.2 29	94.0 51	19 31						
22	POLUNIN Maxim	KAZ	92.4 23	106.5 35	19 18						
23	SANTIAGO Remi	FRA	93.2 3	112.0 24	19 10						
24	SKUPIEN Wojciech	POL	92.2 29	96.5 46	19 26						
25	CHOI Heung Chul	KOR	92.1 36	108.5 29	19 14						
26	KRUCZEK Lukasz	POL	93.2 3	109.0 28	19 13						
27	FILIMONOV Stanislav	KAZ	92.6 16	111.0 26	19 11						
28	CHEDAL Emmanuel	FRA	93.1 5	116.5 18	19 6						
29	FREIHOLZ Sylvain	SUI	91.5 45	113.0 22	19 8						
30	TAJNER Tomislaw	POL									
31	BYSTOEL Lars	NOR	92.2 29	117.5 16	19 5						
32	MEDVED Igor	SLO	92.9 8	110.0 27	19 12						
33	DOLEZAL Michal	CZE	92.2 29	89.0 56	19 36						
34	POCHWALA Tomasz	POL									
35	MATEJA Robert	POL									
36	JONES Clint	USA	92.4 23	120.5 13	19 3						
37	DESSUM Nicolas	FRA									
38	BARDAL Anders	NOR	93.1 5	118.0 15	19 4						
39	INGEBRIGTSEN Tommy	NOR	91.4 46	106.5 35	19 18						
40	LJOEKELSOEY Roar	NOR	92.9 8	121.5 10	19 2						
41	FATKULLIN Ildar	RUS	90.7 54	116.5 18	19 6						
42	HARADA Masahiko	JPN	92.1 36	132.0 1	19 1						
43	UHRMANN Michael	GER	91.9 40	126.5 4	17 2						
44	KIURU Tami	FIN									



RESULTS / RÉSULTATS

INDIVIDUAL K120 - OFFICIAL TRAINING 2
K120 INDIVIDUEL - 2e ENTRAÎNEMENT OFFICIEL

UTAH OLYMPIC PARK MON 11 FEB 2002 / LUN 11 FEV 2002 START TIME / DEBUT 11:23 END TIME / FINI A 13:04

Bib	Name	NOC Code	1st Round			2nd Round			3rd Round		
			Speed [km/h] Rank	Distance [m] Rank	Gate Rank	Speed [km/h] Rank	Distance [m] Rank	Gate Rank	Speed [km/h] Rank	Distance [m] Rank	Gate Rank
45	SPAETH Georg	GER	92.3 26	100.5 43	17 5						
46	PETERKA Primoz	SLO	92.3 26	124.5 5	17 3						
47	FRAS Damjan	SLO	91.8 41	111.5 25	17 4						
48	KUETTEL Andreas	SUI	91.8 41	128.5 3	17 1						
49	JANDA Jakub	CZE	90.5 57	105.0 39	15 12						
50	DUFFNER Christof	GER	90.9 50	108.5 29	15 9						
51	NIEMINEN Toni	FIN									
52	LOITZL Wolfgang	AUT	91.4 46	121.5 10	15 3						
53	AHONEN Janne	FIN									
54	KRANJEC Robert	SLO	91.4 46	123.5 7	15 2						
55	YAMADA Hiroki	JPN	91.1 49	107.5 33	15 10						
56	KASAI Noriaki	JPN	90.9 50	114.0 20	15 7						
57	ALBORN Alan	USA	90.8 53	113.5 21	15 8						
58	LINDSTROEM Veli-Matti	FIN	91.8 41	117.5 16	15 6						
59	KOBELEV Valery	RUS									
60	MIYAHIRA Hideharu	JPN	90.7 54	121.5 10	15 3						
61	CECON Roberto	ITA									
62	ZONTA Peter	SLO									
63	GOLDBERGER Andreas	AUT	89.8 61	106.0 37	15 11						
64	FUNAKI Kazuyoshi	JPN	90.9 50	129.0 2	15 1						
65	JUSSILAINEN Risto	FIN									
66	HORNGACHER Stefan	AUT	90.4 58	118.5 14	15 5						
67	AMMANN Simon	SUI									
68	HOCKE Stephan	GER									
69	KOCH Martin	AUT	90.3 60	123.0 9	14 3						



RESULTS / RÉSULTATS

INDIVIDUAL K120 - OFFICIAL TRAINING 2
K120 INDIVIDUEL - 2e ENTRAÎNEMENT OFFICIEL

UTAH OLYMPIC PARK MON 11 FEB 2002 / LUN 11 FEV 2002 START TIME / DEBUT 11:23 END TIME / FINI A 13:04

Bib	Name	NOC Code	1st Round			2nd Round			3rd Round		
			Speed [km/h]	Distance [m]	Gate	Speed [km/h]	Distance [m]	Gate	Speed [km/h]	Distance [m]	Gate
			Rank	Rank	Rank	Rank	Rank	Rank	Rank	Rank	Rank
70	SCHMITT Martin	GER									
71	HOELLWARTH Martin	AUT	90.4 58	124.0 6	14 1						
72	HAUTAMAEMI Matti	FIN									
73	WIDHOELZL Andreas	AUT	90.6 56	123.5 7	14 2						
74	HANNAWALD Sven	GER									
75	MALYSZ Adam	POL									

Weather Information									
	Time	Weather	Temp.[°C]		Humid. [%]	Wind[m/s]			
			Air	Snow		Min.	Max.	Avg.	
1st Round	11:23 - 13:04	Clear	4.0	-4.0	21	0.1	3.4	1.4	

Statistics											
	Gate	Falls	Distance[m]			Speed[km/h]			Jumpers / NOCs		
			Min.	Max.	Avg.	Min.	Max.	Avg.	In Starting List	Started	With Results
1st Round	14	0	123.0	124.0	123.5	90.3	90.6	90.4	78/22	61/21	61/21
	15	0	105.0	129.0	115.5	89.8	91.8	90.8			
	17	0	100.5	128.5	118.3	91.8	92.3	92.0			
	19	0	81.5	132.0	102.8	90.7	93.5	92.4			

NOTE**Bolded Line in Gate column:**

A bolded line at the "Gate" column indicates a change in gate assignment at this point. The presentation of rankings is calculated only within results achieved from the same gate.

Legend			
NOC	National Olympic Committee	Min.	Minimum
Max.	Maximum	Avg.	Average
Assistant TD	Assistant Technical Delegate	Assistant RD	Assistant Race Director
Temp.	Temperature	Humid.	Humidity

2nd and 3rd round are cancelled



RESULTS / RÉSULTATS

INDIVIDUAL K120 - QUALIFICATION
K120 INDIVIDUEL - QUALIFICATIONS

UTAH OLYMPIC PARK TUE 12 FEB 2002 / MAR 12 FEV 2002 START TIME / DEBUT 09:30 END TIME / FINI A 10:32

Jury / Competition Management			Judges			Hill Data		
Race Director	HOFER Walter	FIS	A	LUNDE Randy	USA	K-Point:	120 m	
Technical Delegate	HYVAERINEN Pekka	FIN	B	AIGMUELLER Gert	AUT	Meter Value:	1.8 Points/m	
Chief of Competition	ERICKSON William	USA	C	FRELIH Janez	SLO	Jury Distance:	128 m	
Assistant TD	GUGGEMOOS Toni	GER	D	GOETZE Klaus-Dieter	GER			
Assistant RD	TEPES Miran	FIS	E	ASPHAUG Kolbjorn	NOR			

Rank	Bib	Name	NOC Code	Speed [km/h]	Distance [m]	Distance Points	Judges Marks					Judges Points	Gate	Points
							A	B	C	D	E			
1	47	KRANJEC Robert	SLO	92.9	122.0	63.6	19.0	19.0	18.5	18.0	18.0	55.5	18	119.1
2	40	HARADA Masahiko	JPN	92.8	119.5	59.1	18.5	19.0	19.0	19.0	19.0	57.0	18	116.1
3	50	LINDSTROEM Veli-Matti	FIN	93.5	121.0	61.8	17.5	17.5	17.5	17.5	18.0	52.5	18	114.3
4	49	ALBORN Alan	USA	92.6	119.5	59.1	18.0	18.5	19.0	18.5	18.0	55.0	18	114.1
5	33	MATEJA Robert	POL	93.3	118.0	56.4	18.5	18.5	18.0	18.5	18.0	55.0	18	111.4
6	41	UHRMANN Michael	GER	93.0	119.0	58.2	17.5	18.0	17.5	18.0	17.5	53.0	18	111.2
7	46	AHONEN Janne	FIN	93.4	117.5	55.5	18.5	18.5	18.5	18.5	18.5	55.5	18	111.0
8	44	KUETTEL Andreas	SUI	93.2	117.0	54.6	18.0	18.5	18.5	18.5	18.0	55.0	18	109.6
9	42	PETERKA Primoz	SLO	93.6	116.0	52.8	17.5	17.5	17.5	17.5	18.0	52.5	18	105.3
10	35	DESSUM Nicolas	FRA	92.6	115.5	51.9	17.0	17.5	17.5	18.0	17.5	52.5	18	104.4
11	51	KOBELEV Valery	RUS	93.1	114.5	50.1	18.5	18.0	17.0	18.0	17.5	53.5	18	103.6
12	16	KIM Hyun Ki	KOR	92.8	114.0	49.2	17.5	18.0	18.0	17.5	18.0	53.5	18	102.7
13	39	FATKULLIN Ildar	RUS	91.6	113.5	48.3	18.0	18.5	17.5	18.0	18.0	54.0	18	102.3
14	48	KASAI Noriaki	JPN	92.3	113.0	47.4	17.5	18.0	18.0	18.5	18.5	54.5	18	101.9
15	43	FRAS Damjan	SLO	93.3	113.5	48.3	17.5	17.5	17.5	17.5	17.0	52.5	18	100.8
16	36	BARDAL Anders	NOR	93.6	112.5	46.5	17.5	17.5	17.5	18.0	18.0	53.0	18	99.5
16	19	SALUMAE Jens	EST	92.6	112.5	46.5	18.0	18.0	17.5	17.0	17.5	53.0	18	99.5
18	29	TAJNER Tomislav	POL	92.9	112.5	46.5	17.5	17.5	17.0	17.0	17.0	51.5	18	98.0
19	52	MIYAHIRA Hideharu	JPN	92.9	111.5	44.7	18.0	17.5	17.5	17.5	18.5	53.0	18	97.7
20	37	INGEBRIGTSEN Tommy	NOR	92.1	112.0	45.6	17.5	17.5	17.5	17.0	17.0	52.0	18	97.6
21	27	CHEDAL Emmanuel	FRA	93.0	111.0	43.8	18.0	18.0	18.0	17.5	17.5	53.5	18	97.3
22	34	JONES Clint	USA	92.8	111.5	44.7	17.5	17.5	17.0	18.0	17.5	52.5	18	97.2
23	38	LJOEKELSOEY Roar	NOR	93.3	111.0	43.8	17.5	18.0	17.5	16.5	18.0	53.0	18	96.8
23	11	MAZUCH Jan	CZE	93.2	111.0	43.8	17.5	18.0	17.5	18.0	17.5	53.0	18	96.8
25	26	FILIMONOV Stanislav	KAZ	92.8	111.0	43.8	17.5	17.5	17.5	17.0	18.0	52.5	18	96.3
26	32	POCHWALA Tomasz	POL	93.0	110.5	42.9	17.5	18.0	17.0	17.0	16.5	51.5	18	94.4
27	28	FREIHOLZ Sylvain	SUI	92.5	109.5	41.1	17.0	17.5	17.5	17.5	18.0	52.5	18	93.6
28	20	POLUNIN Maxim	KAZ	92.5	109.0	40.2	17.5	17.5	17.0	16.5	18.0	52.0	18	92.2
29	45	JANDA Jakub	CZE	92.8	108.0	38.4	17.0	17.5	17.0	17.0	16.5	51.0	18	89.4
30	30	BYSTOEL Lars	NOR	92.9	107.5	37.5	17.0	16.5	17.0	17.0	17.0	51.0	18	88.5
30	9	CHVYKOV Dmitry	KGZ	92.1	107.5	37.5	17.0	17.0	17.0	17.5	16.5	51.0	18	88.5
32	2	CHOI Yong Jik	KOR	92.9	106.0	34.8	17.0	17.0	17.0	17.0	17.0	51.0	18	85.8
33	24	SANTIAGO Remi	FRA	93.2	105.0	33.0	16.5	17.0	17.0	17.0	17.5	51.0	18	84.0
34	17	BELOV Alexander	RUS	92.1	105.0	33.0	16.5	17.0	16.5	16.5	17.0	50.0	18	83.0
35	7	STEINAUER Marco	SUI	92.1	104.5	32.1	16.5	16.5	16.5	17.0	17.5	50.0	18	82.1
36	22	KANG Chil Gu	KOR	93.0	102.5	28.5	17.5	17.5	17.5	17.0	17.5	52.5	18	81.0

Not Qualified														
37	5	MATURA Jan	CZE	92.9	102.5	28.5	17.0	17.5	17.0	17.0	17.0	51.0	18	79.5
38	10	GAIDUK Pawel	KAZ	93.1	101.5	26.7	16.0	17.0	16.5	16.5	16.5	49.5	18	76.2
39	14	ZHARKOV Georgi	BUL	92.7	101.0	25.8	16.5	17.0	16.0	16.0	17.0	49.5	18	75.3
40	21	JURIS Jaan	EST	92.3	100.5	24.9	16.5	17.0	16.5	16.0	16.5	49.5	18	74.4
41	31	DOLEZAL Michal	CZE	92.4	99.5	23.1	16.5	17.0	16.5	16.5	17.0	50.0	18	73.1
41	25	CHOI Heung Chul	KOR	92.3	99.5	23.1	16.5	17.0	17.0	16.5	16.5	50.0	18	73.1
43	18	DORAN Brendan	USA	92.9	97.0	18.6	16.5	17.0	16.5	16.5	16.5	49.5	18	68.1



RESULTS / RÉSULTATS

INDIVIDUAL K120 - QUALIFICATION
K120 INDIVIDUEL - QUALIFICATIONS

UTAH OLYMPIC PARK TUE 12 FEB 2002 / MAR 12 FEV 2002 START TIME / DEBUT 09:30 END TIME / FINI A 10:32

Rank	Bib	Name	NOC Code	Speed [km/h]	Distance [m]	Distance Points	Judges Marks					Judges Points	Gate	Points
							A	B	C	D	E			
44	13	DURAND Florentin	FRA	92.8	96.5	17.7	16.0	16.5	16.5	16.0	16.5	49.0	18	66.7
45	12	LYSKOVEC Andrej	BLR	92.7	96.0	16.8	16.5	16.5	16.5	16.5	16.0	49.5	18	66.3
46	6	KOROBOV Alexander	KAZ	92.6	96.5	17.7	15.5	16.0	15.5	16.0	16.0	47.5	18	65.2
47	1	KALINITSCHENKO Anton	RUS	92.9	93.5	12.3	15.5	16.0	16.5	16.5	16.5	49.0	18	61.3
48	8	PEDERSEN Glynn	GBR	92.7	91.0	7.8	16.0	16.5	16.0	16.0	16.5	48.5	18	56.3
49	23	GLYVKA Vladimir	UKR	92.0	90.5	6.9	16.0	16.0	15.5	16.0	16.0	48.0	18	54.9
50	15	TSAKADZE Kakhaber	GEO	92.1	90.0	6.0	16.0	16.0	16.0	16.0	16.0	48.0	18	54.0
51	4	SCHWALL Tommy	USA	92.6	85.0	-3.0	16.0	15.5	15.5	16.0	15.5	47.0	18	44.0
52	3	PIKKOR Tabet	EST	93.1	85.0	-3.0	14.0	14.0	14.0	15.0	14.0	42.0	18	39.0

Prequalified														
Rank	Bib	Name	NOC Code	Speed [km/h]	Distance [m]	Distance Points	A	B	C	D	E	Judges Points	Gate	Points
1	66	MALYSZ Adam	POL	92.5	123.5	66.3	18.5	17.5	18.0	18.0	18.5	54.5	18	120.8
2	65	HANNAWALD Sven	GER	93.2	122.0	63.6	18.5	18.5	18.5	18.5	18.5	55.5	18	119.1
3	53	CECON Roberto	ITA	92.9	125.0	69.0	16.5	17.0	16.0	16.5	16.0	49.0	19	118.0
4	63	HAUTAMAEMI Matti	FIN	93.4	121.0	61.8	18.5	18.5	18.5	18.5	18.5	55.5	18	117.3
5	55	FUNAKI Kazuyoshi	JPN	93.2	118.0	56.4	18.5	19.0	19.0	18.0	18.5	56.0	18	112.4
6	58	AMMANN Simon	SUI	92.9	119.5	59.1	17.0	17.0	17.5	17.5	16.5	51.5	18	110.6
7	57	HORNGACHER Stefan	AUT	93.1	117.0	54.6	17.5	17.5	18.0	17.5	18.0	53.0	18	107.6
8	64	WIDHOELZL Andreas	AUT	93.4	117.0	54.6	16.5	17.0	16.0	16.0	16.5	49.0	18	103.6
9	54	ZONTA Peter	SLO	93.8	125.0	69.0	11.5	13.5	11.5	11.5	10.5	34.5	19	103.5
10	59	HOCKE Stephan	GER	93.0	113.5	48.3	17.0	17.5	17.5	18.0	17.5	52.5	18	100.8
11	61	SCHMITT Martin	GER	93.3	113.0	47.4	17.0	17.5	17.5	17.0	17.5	52.0	18	99.4
12	60	KOCH Martin	AUT	93.1	112.5	46.5	17.5	18.0	17.5	17.5	17.5	52.5	18	99.0
13	62	HOELLWARTH Martin	AUT	93.2	110.5	42.9	17.5	18.0	17.5	17.5	18.0	53.0	18	95.9
14	56	JUSSILAINEN Risto	FIN	92.7	109.5	41.1	16.0	15.5	15.0	15.5	15.0	46.0	18	87.1





RESULTS / RÉSULTATS

INDIVIDUAL K120 - QUALIFICATION
K120 INDIVIDUEL - QUALIFICATIONS

UTAH OLYMPIC PARK TUE 12 FEB 2002 / MAR 12 FEV 2002 START TIME / DEBUT 09:30 END TIME / FINI A 10:32

Weather Information									
	Time	Weather	Temp.[°C]		Humid.	Wind[m/s]			
			Air	Snow	[%]	Min.	Max.	Avg.	
Qualification	09:30 - 10:32	Clear	-5.0	-15.0	61	0.1	1.3	0.6	

Statistics											
	Gate	Falls	Distance[m]			Speed[km/h]			Jumpers / NOCs		
			Min.	Max.	Avg.	Min.	Max.	Avg.	In Starting List	Started	With Results
Qualification	18	0	85.0	123.5	108.8	91.6	93.6	92.8	66/22	66/22	66/22
	19	1	125.0	125.0	125.0	92.9	93.8	93.3			

Technical Delegate:  HYVAERINEN Pekka (FIN)	Chief of Competition:  ERICKSON William (USA)
---	--

NOTE**How point scores are calculated:**

An athlete is awarded 60 points for jumping the K-point distance. For every meter more or less than the K-point, a competitor has 1.8 points added or subtracted from his total. In addition, competitors are awarded points for style (for flight and landing) up to a maximum of 20 per judge. Five judges score each jump, with the highest and lowest scores disregarded and the scores of the other three aggregated and added to the competitor's points for distance.

Legend			
NOC	National Olympic Committee	Min.	Minimum
Max.	Maximum	Avg.	Average
Assistant TD	Assistant Technical Delegate	Assistant RD	Assistant Race Director
Temp.	Temperature	Humid.	Humidity



RESULTS / RÉSULTATS

INDIVIDUAL K120 - FINAL ROUND
K120 INDIVIDUEL - MANCHE FINALE

UTAH OLYMPIC PARK WED 13 FEB 2002 / MER 13 FEV 2002 START TIME / DEBUT 09:30 END TIME / FINI A 11:22

Jury / Competition Management				Judges				Hill Data			
Race Director	HOFER Walter	FIS	A	LUNDE Randy	USA	K-Point:	120 m				
Technical Delegate	HYVAERINEN Pekka	FIN	B	AIGMUELLER Gert	AUT	Meter Value:	1.8 Points/m				
Chief of Competition	ERICKSON William	USA	C	FRELIH Janez	SLO	Jury Distance:	128 m				
Assistant TD	GUGGEMOOS Toni	GER	D	GOETZE Klaus-Dieter	GER						
Assistant RD	TEPES Miran	FIS	E	ASPHAUG Kolbjorn	NOR						

Rank	Bib	Name	NOC Code	Speed [km/h]	Distance [m]	Distance Points	Judges Marks					Judges Points	Round Total	Round Rank	Total
							A	B	C	D	E				
1	42	AMMANN Simon	SUI	93.2	132.5	82.5	19.0	19.0	19.5	19.5	19.5	58.0	140.5	1	281.4
				93.0	133.0	83.4	19.0	19.5	19.5	19.0	17.0	57.5	140.9	1	
2	50	MALYSZ Adam	POL	93.0	131.0	79.8	19.5	19.0	19.5	19.0	19.0	57.5	137.3	3	269.7
				92.6	128.0	74.4	19.5	19.5	19.0	19.5	19.0	58.0	132.4	2	
3	47	HAUTAMAEMI Matti	FIN	93.5	127.0	72.6	18.5	19.0	19.0	19.0	18.5	56.5	129.1	4	256.0
				93.3	125.5	69.9	19.0	19.0	19.5	19.0	19.0	57.0	126.9	3	
4	49	HANNAWALD Sven	GER	93.7	132.5	82.5	19.5	19.0	19.5	19.5	19.0	58.0	140.5	1	255.3
				93.4	131.0	79.8	12.0	11.5	11.5	13.5	11.5	35.0	114.8	11	
5	41	HORNGACHER Stefan	AUT	93.4	125.0	69.0	18.0	18.5	18.5	18.0	16.5	54.5	123.5	9	247.2
				93.1	124.0	67.2	19.0	19.0	18.5	19.0	18.5	56.5	123.7	4	
6	28	KUETTEL Andreas	SUI	93.5	125.0	69.0	19.5	19.0	18.5	18.5	18.5	56.0	125.0	8	245.6
				93.2	122.0	63.6	19.0	19.0	19.0	19.0	19.0	57.0	120.6	6	
7	39	FUNAKI Kazuyoshi	JPN	93.7	126.5	71.7	18.0	19.0	19.0	19.0	19.0	57.0	128.7	5	245.5
				93.4	121.0	61.8	18.0	18.0	18.5	19.0	18.5	55.0	116.8	9	
8	44	KOCH Martin	AUT	93.2	126.0	70.8	18.5	18.5	18.5	18.0	18.5	55.5	126.3	7	244.5
				92.9	121.5	62.7	19.0	18.5	18.5	18.5	17.5	55.5	118.2	8	
9	30	AHONEN Janne	FIN	93.8	124.0	67.2	17.0	16.5	17.5	18.0	17.5	52.0	119.2	16	241.5
				93.2	123.5	66.3	19.5	19.0	18.5	18.0	18.5	56.0	122.3	5	
10	45	SCHMITT Martin	GER	93.8	126.0	70.8	19.0	18.5	19.0	19.0	18.5	56.5	127.3	6	240.4
				93.7	119.5	59.1	18.0	18.0	18.0	18.5	18.0	54.0	113.1	13	
11	31	KRANJEC Robert	SLO	93.5	122.0	63.6	18.5	18.5	18.5	17.5	17.5	54.5	118.1	17	237.6
				93.0	122.5	64.5	18.5	18.5	18.5	18.0	17.5	55.0	119.5	7	
12	43	HOCKE Stephan	GER	93.6	125.0	69.0	18.0	18.5	17.5	18.5	18.0	54.5	123.5	9	236.9
				93.2	120.5	60.9	17.5	17.5	17.5	18.0	17.5	52.5	113.4	12	
13	38	ZONTA Peter	SLO	93.8	124.0	67.2	17.0	18.0	19.0	17.5	18.5	54.0	121.2	12	234.2
				93.5	120.0	60.0	17.5	17.5	18.0	18.0	17.5	53.0	113.0	14	
14	46	HOELLWARTH Martin	AUT	93.5	123.5	66.3	18.5	19.0	18.0	19.0	18.5	56.0	122.3	11	233.3
				93.2	117.5	55.5	18.5	18.5	18.0	18.5	18.5	55.5	111.0	18	
15	26	PETERKA Primoz	SLO	94.0	123.0	65.4	18.5	18.5	18.5	18.0	18.5	55.5	120.9	13	233.0
				93.9	119.5	59.1	17.5	18.0	18.5	17.5	17.0	53.0	112.1	17	
16	25	UHRMANN Michael	GER	93.2	124.0	67.2	17.5	18.0	18.0	17.5	17.5	53.0	120.2	14	232.4
				93.0	119.0	58.2	18.0	18.0	18.0	18.0	17.5	54.0	112.2	16	
17	35	KOBELLEV Valery	RUS	93.5	121.0	61.8	17.5	18.5	17.5	18.0	18.0	53.5	115.3	19	231.5
				93.4	121.5	62.7	18.0	18.5	18.0	17.5	17.0	53.5	116.2	10	
18	40	JUSSLAINEN Risto	FIN	93.4	121.5	62.7	18.0	18.0	18.0	18.0	17.5	54.0	116.7	18	226.2
				93.1	117.5	55.5	18.0	18.0	18.0	18.0	17.0	54.0	109.5	20	
19	37	CECON Roberto	ITA	92.9	120.0	60.0	18.0	18.5	17.5	17.5	17.5	53.0	113.0	23	225.6
				92.7	119.5	59.1	18.0	18.0	18.0	17.5	17.5	53.5	112.6	15	
20	24	HARADA Masahiko	JPN	93.1	119.5	59.1	18.5	19.0	18.0	18.5	19.0	56.0	115.1	20	222.8
				92.8	116.5	53.7	18.5	18.0	18.0	18.0	18.0	54.0	107.7	21	
21	48	WIDHOELZL Andreas	AUT	93.5	120.5	60.9	18.0	18.5	18.0	18.0	18.0	54.0	114.9	21	222.6
				93.4	116.5	53.7	18.0	18.0	18.0	18.0	18.0	54.0	107.7	21	
22	27	FRAS Damjan	SLO	93.7	123.0	65.4	19.0	18.5	18.5	17.5	17.5	54.5	119.9	15	221.2
				93.2	113.5	48.3	18.0	17.5	18.5	17.5	17.5	53.0	101.3	25	
23	19	DESSUM Nicolas	FRA	93.3	118.5	57.3	18.0	18.0	17.5	17.5	17.0	53.0	110.3	27	220.1
				92.8	118.5	57.3	17.5	18.0	17.5	17.5	17.0	52.5	109.8	19	



RESULTS / RÉSULTATS

INDIVIDUAL K120 - FINAL ROUND
K120 INDIVIDUEL - MANCHE FINALE

UTAH OLYMPIC PARK WED 13 FEB 2002 / MER 13 FEV 2002 START TIME / DEBUT 09:30 END TIME / FINI A 11:22

Rank	Bib	Name	NOC Code	Speed [km/h]	Distance [m]	Distance Points	Judges Marks					Judges Points	Round Total	Round Rank	Total
							A	B	C	D	E				
24	36	MIYAHIRA Hideharu	JPN	93.2 93.0	117.0 116.0	54.6 52.8	18.0	18.5	18.0	17.5	18.0	54.0 54.0	108.6 106.8	29 23	215.4
25	20	BARDAL Anders	NOR	94.2 93.7	118.5 114.5	57.3 50.1	17.5	18.0	17.5	17.5	18.0	53.0 52.5	110.3 102.6	27 24	212.9
26	21	INGEBRIGTSEN Tommy	NOR	92.1 92.1	119.0 112.0	58.2 45.6	17.5	17.5	17.5	17.5	17.0	52.5 51.5	110.7 97.1	25 26	207.8
27	13	FREIHOLZ Sylvain	SUI	92.8 92.3	118.0 110.5	56.4 42.9	18.0	18.0	18.0	18.0	18.0	54.0 52.5	110.4 95.4	26 27	205.8
28	12	CHEDAL Emmanuel	FRA	93.4 93.1	118.5 109.5	57.3 41.1	18.0	18.5	18.0	18.0	17.5	54.0 52.5	111.3 93.6	24 28	204.9
29	17	MATEJA Robert	POL	93.4 93.0	117.0 109.5	54.6 41.1	18.5	18.0	18.0	17.5	18.0	54.0 52.5	108.6 93.6	29 28	202.2
30	11	FILIMONOV Stanislav	KAZ	93.8 93.0	120.5 105.0	60.9 33.0	18.0	18.0	18.0	18.0	18.0	54.0 49.5	114.9 82.5	21 30	197.4
31	5	KIM Hyun Ki	KOR	93.1	117.5	55.5	18.0	18.0	17.5	17.5	17.5	53.0	108.5	31	108.5
32	22	LJOEKELSOEY Roar	NOR	93.9	116.5	53.7	17.5	18.5	18.0	17.5	18.0	53.5	107.2	32	107.2
33	10	SANTIAGO Remi	FRA	94.1	117.0	54.6	17.5	17.0	17.0	17.5	16.5	51.5	106.1	33	106.1
34	33	ALBORN Alan	USA	93.1	115.5	51.9	18.0	17.5	17.5	18.0	18.0	53.5	105.4	34	105.4
35	23	FATKULLIN Ildar	RUS	91.9	114.5	50.1	18.0	17.5	18.0	17.5	17.5	53.0	103.1	35	103.1
36	4	MAZUCH Jan	CZE	93.9	114.0	49.2	18.0	18.0	17.0	18.0	17.5	53.5	102.7	36	102.7
37	34	LINDSTROEM Veli-Matti	FIN	93.9	114.5	50.1	17.5	17.5	17.0	17.0	17.5	52.0	102.1	37	102.1
38	15	BYSTOEL Lars	NOR	93.1	113.0	47.4	17.5	17.5	17.5	17.0	17.0	52.0	99.4	38	99.4
39	14	TAJNER Tomislaw	POL	93.4	113.0	47.4	17.0	17.0	17.0	17.0	17.5	51.0	98.4	39	98.4
39	3	CHVYKOV Dimitry	KGZ	92.8	113.0	47.4	16.5	17.5	17.0	18.0	16.5	51.0	98.4	39	98.4
41	32	KASAI Noriaki	JPN	92.8	110.0	42.0	18.5	18.5	18.0	18.5	19.0	55.5	97.5	41	97.5
42	18	JONES Clint	USA	93.2	110.5	42.9	17.5	17.5	17.0	17.0	17.0	51.5	94.4	42	94.4
43	16	POCHWALA Tomasz	POL	93.5	110.5	42.9	17.5	17.5	17.0	16.5	16.5	51.0	93.9	43	93.9
44	29	JANDA Jakub	CZE	93.0	108.5	39.3	17.5	17.5	17.0	16.5	18.0	52.0	91.3	44	91.3
45	2	STEINAUER Marco	SUI	92.9	106.5	35.7	17.0	17.5	17.0	17.0	17.5	51.5	87.2	45	87.2
46	1	CHOI Yong Jik	KOR	92.9	106.5	35.7	17.0	17.0	17.0	16.5	17.0	51.0	86.7	46	86.7
47	9	KANG Chil Gu	KOR	93.7	104.0	31.2	17.5	17.0	17.5	17.0	17.5	52.0	83.2	47	83.2
48	8	POLUNIN Maxim	KAZ	93.4	104.5	32.1	17.0	17.0	17.0	16.5	17.0	51.0	83.1	48	83.1
49	7	SALUMAE Jens	EST	93.3	103.0	29.4	16.5	17.0	16.5	16.5	16.5	49.5	78.9	49	78.9



RESULTS / RÉSULTATS



INDIVIDUAL K120 - FINAL ROUND
K120 INDIVIDUEL - MANCHE FINALE

UTAH OLYMPIC PARK WED 13 FEB 2002 / MER 13 FEV 2002 START TIME / DEBUT 09:30 END TIME / FINI A 11:22

Rank	Bib	Name	NOC Code	Speed [km/h]	Distance [m]	Distance Points	Judges Marks					Judges Points	Round Total	Round Rank	Total
							A	B	C	D	E				
50	6	BELOV Alexander	RUS	92.8	96.5	17.7	16.5	16.5	17.0	15.5	16.0	49.0	66.7	50	66.7

Weather Information									
	Time	Weather	Temp.[°C]		Humid. [%]	Wind[m/s]			
			Air	Snow		Min.	Max.	Avg.	
1st Round	09:30 - 10:34	Partly Cloudy	-9.0	-17.0	49	0.1	1.0	0.5	
Final Round	10:52 - 11:22	Partly Cloudy	-6.0	-13.0	39	0.1	1.6	0.7	

Statistics											
	Gate	Falls	Distance[m]			Speed[km/h]			Jumpers / NOCs		
			Min.	Max.	Avg.	Min.	Max.	Avg.	In Starting List	Started	With Results
1st Round	19	0	96.5	132.5	117.9	91.9	94.2	93.3	50/17	50/17	50/17
Final Round	18	1	105.0	133.0	118.9	92.1	93.9	93.1	30/12	30/12	30/12

Technical Delegate:  HYVAERINEN Pekka (FIN)	Chief of Competition:  ERICKSON William (USA)
--	---

NOTE

How point scores are calculated:

An athlete is awarded 60 points for jumping the K-point distance. For every meter more or less than the K-point, a competitor has 1.8 points added or subtracted from his total. In addition, competitors are awarded points for style (for flight and landing) up to a maximum of 20 per judge. Five judges score each jump, with the highest and lowest scores disregarded and the scores of the other three aggregated and added to the competitor's points for distance.

Legend			
NOC	National Olympic Committee	Min.	Minimum
Max.	Maximum	Avg.	Average
Assistant TD	Assistant Technical Delegate	Assistant RD	Assistant Race Director
Temp.	Temperature	Humid.	Humidity



RESULTS / RÉSULTATS

INDIVIDUAL K120 - OFFICIAL TRAINING 3
K120 INDIVIDUEL - 3e ENTRAÎNEMENT OFFICIEL

UTAH OLYMPIC PARK SAT 16 FEB 2002 / SAM 16 FEV 2002 START TIME / DEBUT 12:33 END TIME / FINI A 14:43

Bib	Name	NOC Code	1st Round			2nd Round			3rd Round		
			Speed [km/h]	Distance [m]	Gate	Speed [km/h]	Distance [m]	Gate	Speed [km/h]	Distance [m]	Gate
			Rank	Rank	Rank	Rank	Rank	Rank	Rank	Rank	Rank
19	JURIS Jaan	EST	92.6 62	95.5 58	20 58	93.3 52	93.5 62	21 62	94.2 23	97.5 53	23 53
20	GLYVKA Vladimir	UKR									
21	KALINITSCHENKO Anton	RUS	92.5 64	101.0 47	20 47		100.5 48	21 48	93.6 50	94.5 58	23 58
22	POLUNIN Maxim	KAZ	93.2 45	104.5 40	20 40	93.5 41	102.5 45	21 45	94.2 23	106.5 34	23 34
23	SANTIAGO Remi	FRA	93.9 6	110.5 25	20 25	94.2 7	107.0 38	21 38	94.9 1	108.5 29	23 29
24	SKUPIEN Wojciech	POL	92.8 58	97.5 54	20 54	93.1 59	97.5 54	21 54	93.5 52	98.0 51	23 51
25	CHOI Heung Chul	KOR	92.7 61	105.5 38	20 38	93.4 48	100.0 50	21 50	93.9 41	106.5 34	23 34
26	KRUCZEK Lukasz	POL	93.8 11	99.5 52	20 52	94.1 10	100.5 48	21 48	94.8 5	106.5 34	23 34
27	FILIMONOV Stanislav	KAZ	93.2 45	107.5 32	20 32	93.3 52	99.0 51	21 51	94.0 36	104.5 42	23 42
28	CHEDAL Emmanuel	FRA	93.8 11	112.5 19	20 19	93.9 24	112.0 22	21 22			
29	FREIHZOLZ Sylvain	SUI	92.8 58	103.0 43	20 43	92.8 65	107.5 35	21 35	93.3 55	108.0 31	23 31
30	TAJNER Tomislav	POL	93.3 37	103.5 42	20 42	93.9 24	103.5 44	21 44	94.3 18	111.5 23	23 23
31	BYSTOEL Lars	NOR	93.3 37	106.0 36	20 36	93.7 31	109.0 33	21 33	94.1 29	111.5 23	23 23
32	MEDVED Igor	SLO	93.3 37	104.5 40	20 40	94.0 15	111.0 25	21 25	94.2 23	113.5 17	23 17
33	DOLEZAL Michal	CZE	93.1 52	91.0 63	20 63	93.3 52	101.5 46	21 46	93.2 58	85.5 61	23 61
34	POCHWALA Tomasz	POL	93.7 18	105.0 39	20 39	94.2 7	109.5 30	21 30	94.3 18	108.0 31	23 31
35	MATEJA Robert	POL	93.3 37	106.0 36	20 36	93.7 31	109.5 30	21 30	93.6 50	103.0 45	23 45
36	JONES Clint	USA	93.6 23	106.5 33	20 33	94.1 10	105.5 39	21 39	94.0 36	108.5 29	23 29
37	DESSUM Nicolas	FRA	92.9 55	96.0 57	20 57	93.2 56	105.0 41	21 41	93.7 47	105.5 37	23 37
38	BARDAL Anders	NOR	94.1 1	101.0 47	20 47	94.6 1	101.5 46	21 46	94.8 5	102.5 46	23 46
39	INGEBRIGTSEN Tommy	NOR	92.5 64	113.5 17	20 17	93.0 62	110.5 28	21 28	93.5 52	107.5 33	23 33
40	LJOEKELSOEY Roar	NOR	94.0 2	112.5 19	20 19	94.3 4	112.0 22	21 22	94.9 1	111.5 23	23 23
41	FATKULLIN Ildar	RUS	92.6 62	101.0 47	20 47	93.0 62	98.0 53	21 53	93.3 55	97.5 53	23 53
42	HARADA Masahiko	JPN	93.1 52	112.0 22	20 22	93.6 36	117.5 8	21 8			
43	UHRMANN Michael	GER	93.2 45	114.0 16	20 16	93.5 41	117.0 9	21 9			



RESULTS / RÉSULTATS

INDIVIDUAL K120 - OFFICIAL TRAINING 3
K120 INDIVIDUEL - 3e ENTRAÎNEMENT OFFICIEL

UTAH OLYMPIC PARK SAT 16 FEB 2002 / SAM 16 FEV 2002 START TIME / DEBUT 12:33 END TIME / FINI A 14:43

Bib	Name	NOC Code	1st Round			2nd Round			3rd Round		
			Speed [km/h] Rank	Distance [m] Rank	Gate Rank	Speed [km/h] Rank	Distance [m] Rank	Gate Rank	Speed [km/h] Rank	Distance [m] Rank	Gate Rank
44	KIURU Tami	FIN									
45	SPAETH Georg	GER	93.4 33	98.5 53	20 53	93.6 36	104.0 42	21 42	93.9 41	100.5 47	23 47
46	PETERKA Primoz	SLO	93.9 6	109.5 27	20 27	94.3 4	113.0 17	21 17	94.9 1	117.0 8	23 8
47	FRAS Damjan	SLO	93.6 23	114.5 13	20 13	94.0 15	113.5 14	21 14	94.5 10	114.5 16	23 16
48	KUETTEL Andreas	SUI	93.9 6	112.0 22	20 22	94.0 15	111.0 25	21 25	94.5 10	117.5 7	23 7
49	JANDA Jakub	CZE	92.5 64	100.5 50	20 50	93.1 59	88.5 66	21 66	93.4 54	105.0 40	23 40
50	DUFFNER Christof	GER	93.2 45	112.0 22	20 22	93.3 52	113.5 14	21 14	93.7 47	115.0 13	23 13
51	NIEMINEN Toni	FIN	93.8 11	106.5 33	20 33	94.0 15	111.0 25	21 25	94.5 10	112.0 21	23 21
52	LOITZL Wolfgang	AUT	93.8 11	118.5 8	20 8	94.1 10	120.0 3	21 3	94.3 18	116.0 10	23 10
53	AHONEN Janne	FIN	93.8 11	120.0 4	20 4	93.8 27	119.5 6	21 6	94.3 18	121.5 3	23 3
54	KRANJEC Robert	SLO	93.5 27	119.5 5	20 5	93.8 27	120.0 3	21 3	94.1 29	121.5 3	23 3
55	YAMADA Hiroki	JPN	93.9 6	115.5 12	20 12	94.0 15	115.5 11	21 11	94.4 16	115.0 13	23 13
56	KASAI Noriaki	JPN	93.0 54	109.5 27	20 27	93.2 56	108.5 34	21 34	93.7 47	110.0 28	23 28
57	ALBORN Alan	USA	92.9 55	109.0 30	20 30	93.5 41	113.0 17	21 17	93.9 41	113.5 17	23 17
58	LINDSTROEM Veli-Matti	FIN	94.0 2	102.0 46	20 46	94.6 1	114.0 13	21 13	94.9 1	118.5 6	23 6
59	KOBELEV Valery	RUS	93.7 18	109.5 27	20 27	93.6 36	112.5 20	21 20	94.3 18	115.0 13	23 13
60	MIYAHIRA Hideharu	JPN	93.8 11	114.5 13	20 13	94.0 15	113.5 14	21 14	94.5 10	115.5 11	23 11
61	CECON Roberto	ITA									
62	ZONTA Peter	SLO	93.6 23	112.5 19	20 19	93.9 24	110.0 29	21 29	94.5 10	113.5 17	23 17
63	GOLDBERGER Andreas	AUT	93.3 37	108.5 31	20 31	93.4 48	77.0 68	21 68	93.9 41	103.5 43	23 43
64	FUNAKI Kazuyoshi	JPN	94.0 2	118.0 10	20 10	94.4 3	120.0 3	21 3			
65	JUSSILAINEN Risto	FIN	93.3 37	100.0 51	20 51	93.5 41	105.5 39	21 39	93.8 45	103.5 43	23 43
66	HORNGACHER Stefan	AUT	93.6 23	113.5 17	20 17	93.7 31	116.5 10	21 10	94.1 29	117.0 8	23 8
67	AMMANN Simon	SUI	93.4 33	119.5 5	20 5	93.8 27	121.5 1	21 1			
68	HOCKE Stephan	GER	93.4 33	110.0 26	20 26	93.6 36	112.5 20	21 20	94.1 29	113.5 17	23 17



RESULTS / RÉSULTATS

INDIVIDUAL K120 - OFFICIAL TRAINING 3
K120 INDIVIDUEL - 3e ENTRAÎNEMENT OFFICIEL

UTAH OLYMPIC PARK SAT 16 FEB 2002 / SAM 16 FEV 2002 START TIME / DEBUT 12:33 END TIME / FINI A 14:43

Jury / Competition Management			Judges			Hill Data		
Race Director	HOFER Walter	FIS	A	LUNDE Randy	USA	K-Point:		120 m
Technical Delegate	HYVAERINEN Pekka	FIN	B	AIGMUELLER Gert	AUT	Meter Value:		1.8 Points/m
Chief of Competition	ERICKSON William	USA	C	GOETZE Klaus-Dieter	GER	Jury Distance:		128 m
Assistant TD	GUGGEMOOS Toni	GER	D	KASAYA Yukio	JPN			
Assistant RD	TEPES Miran	FIS	E	FRELIH Janez	SLO			

Bib	Name	NOC Code	1st Round			2nd Round			3rd Round		
			Speed [km/h] Rank	Distance [m] Rank	Gate Rank	Speed [km/h] Rank	Distance [m] Rank	Gate Rank	Speed [km/h] Rank	Distance [m] Rank	Gate Rank
79	HERMANSKY Lukas	CZE									
78	PIKKOR Tabet	EST									
77	SALUMAE Jens	EST									
76	CHVYKOV Dimitry	KGZ									
1	SILAEV Alexei	RUS	93.2 45	81.5 68	20 68	93.7 31	93.0 63	21 63	94.0 36	99.5 49	23 49
2	WELCH Brian	USA	93.3 37	92.5 61	20 61	93.4 48	94.5 56	21 56	93.8 45	95.5 56	23 56
3	KOROBOV Alexander	KAZ	92.8 58	89.5 64	20 64	93.1 59	83.5 67	21 67	93.1 60	88.5 60	23 60
4	CHOI Yong Jik	KOR	93.2 45	103.0 43	20 43	93.5 41	94.5 56	21 56	94.0 36	105.5 37	23 37
5	MATURA Jan	CZE	93.5 27	94.0 60	20 60	92.9 64	89.5 65	21 65	94.1 29	98.0 51	23 51
6	STEINAUER Marco	SUI	92.5 64	97.5 54	20 54	92.8 65	94.5 56	21 56	93.2 58	105.0 40	23 40
7	KANG Chil Gu	KOR	93.9 6	106.5 33	20 33	94.3 4	99.0 51	21 51	94.7 7	112.0 21	23 21
8	MAZOCH Jan	CZE	93.7 18	85.5 67	20 67	94.1 10	97.0 55	21 55	94.6 8	111.0 26	23 26
9	SCHWALL Tommy	USA	93.7 18	95.5 58	20 58	94.1 10	94.5 56	21 56	94.5 10	100.0 48	23 48
10	LYSKOVEC Andrej	BLR									
11	DORAN Brendan	USA	93.5 27	92.5 61	20 61	93.8 27	94.5 56	21 56	94.2 23	95.5 56	23 56
12	DURAND Florentin	FRA	93.5 27	87.5 65	20 65	93.6 36	93.0 63	21 63	94.1 29	89.0 59	23 59
13	BELOV Alexander	RUS	92.1 68	86.0 66	20 66	92.6 67	94.5 56	21 56	92.8 61	96.5 55	23 55
14	GAIDUK Pawel	KAZ	93.3 37	97.5 54	20 54	94.0 15	104.0 42	21 42	94.1 29	99.5 49	23 49
15	ZHARKOV Georgi	BUL									
16	TSAKADZE Kakhaber	GEO									
17	PEDERSEN Glynn	GBR									
18	KIM Hyun Ki	KOR	93.2 45	103.0 43	20 43	93.5 41	107.5 35	21 35	94.2 23	105.5 37	23 37



RESULTS / RÉSULTATS

INDIVIDUAL K120 - OFFICIAL TRAINING 3
K120 INDIVIDUEL - 3e ENTRAÎNEMENT OFFICIEL

UTAH OLYMPIC PARK SAT 16 FEB 2002 / SAM 16 FEV 2002 START TIME / DEBUT 12:33 END TIME / FINI A 14:43

Bib	Name	NOC Code	1st Round			2nd Round			3rd Round		
			Speed [km/h]	Distance [m]	Gate	Speed [km/h]	Distance [m]	Gate	Speed [km/h]	Distance [m]	Gate
			Rank	Rank	Rank	Rank	Rank	Rank	Rank	Rank	Rank
69	KOCH Martin	AUT	93.5 27	114.5 13	20 13	93.4 48	107.5 35	21 35	94.0 36	111.0 26	23 26
70	SCHMITT Martin	GER	93.7 18	118.0 10	20 10	94.0 15	112.0 22	21 22			
71	HOELLWARTH Martin	AUT	93.8 11	119.0 7	20 7	94.0 15	109.5 30	21 30	94.2 23	115.5 11	23 11
72	HAUTAMAEMI Matti	FIN	93.4 33	121.0 3	20 3	93.5 41	113.0 17	21 17	94.4 16	127.5 1	23 1
73	WIDHOELZL Andreas	AUT	94.0 2	118.5 8	20 8	94.2 7	115.5 11	21 11	94.6 8	120.5 5	23 5
74	HANNAWALD Sven	GER	93.5 27	122.5 2	20 2	93.7 31	118.0 7	21 7			
75	MALYSZ Adam	POL	92.9 55	124.5 1	20 1	93.2 56	121.5 1	21 1	93.3 55	126.0 2	23 2

Weather Information									
	Time	Weather	Temp.[°C]		Humid. [%]	Wind[m/s]			
			Air	Snow		Min.	Max.	Avg.	
1st Round	12:33 - 13:08	Clear	2.0	-11.0	38	0.1	0.8	0.4	
2nd Round	13:20 - 13:54	Clear	3.0	-9.0	38	0.1	1.7	0.4	
3rd Round	14:10 - 14:43	Partly Cloudy	6.0	-9.0	32	0.1	0.8	0.4	

Statistics											
	Gate	Falls	Distance[m]			Speed[km/h]			Jumpers / NOCs		
			Min.	Max.	Avg.	Min.	Max.	Avg.	In Starting List	Started	With Results
1st Round	20	0	81.5	124.5	106.0	92.1	94.1	93.3	79/22	68/15	68/15
2nd Round	21	0	77.0	121.5	106.1	92.6	94.6	93.6	79/22	68/15	68/15
3rd Round	23	0	85.5	127.5	107.8	92.8	94.9	94.0	79/22	61/15	61/15

NOTE

Bolded Line in Gate column:

A bolded line at the "Gate" column indicates a change in gate assignment at this point. The presentation of rankings is calculated only within results achieved from the same gate.

Legend			
NOC	National Olympic Committee	Min.	Minimum
Max.	Maximum	Avg.	Average
Assistant TD	Assistant Technical Delegate	Assistant RD	Assistant Race Director
Temp.	Temperature	Humid.	Humidity



RESULTS / RÉSULTATS

INDIVIDUAL K120 - OFFICIAL TRAINING 4
K120 INDIVIDUEL - 4e ENTRAÎNEMENT OFFICIEL

UTAH OLYMPIC PARK SUN 17 FEB 2002 / DIM 17 FEV 2002 START TIME / DEBUT 08:30 END TIME / FINI A 10:21

Jury / Competition Management			Judges			Hill Data		
Race Director	HOFER Walter	FIS	A	LUNDE Randy	USA	K-Point:	120 m	
Technical Delegate	HYVAERINEN Pekka	FIN	B	AIGMUELLER Gert	AUT	Meter Value:	1.8 Points/m	
Chief of Competition	ERICKSON William	USA	C	GOETZE Klaus-Dieter	GER	Jury Distance:	128 m	
Assistant TD	GUGGEMOOS Toni	GER	D	KASAYA Yukio	JPN			
Assistant RD	TEPES Miran	FIS	E	FRELIH Janez	SLO			

Bib	Name	NOC Code	1st Round			2nd Round			3rd Round		
			Speed [km/h] Rank	Distance [m] Rank	Gate Rank	Speed [km/h] Rank	Distance [m] Rank	Gate Rank	Speed [km/h] Rank	Distance [m] Rank	Gate Rank
79	HERMANSKY Lukas	CZE									
78	PIKKOR Tabet	EST									
77	SALUMAE Jens	EST									
76	CHVYKOV Dimitry	KGZ									
1	SILAEV Alexei	RUS									
2	WELCH Brian	USA	93.0 55	89.0 53	21 3	93.6 46	96.5 48	23 48	94.0 26	101.5 42	24 41
3	KOROBOV Alexander	KAZ	92.1 57	83.5 57	21 4	92.9 55	86.0 55	23 55	93.1 45	85.5 47	24 46
4	CHOI Yong Jik	KOR	93.1 53	100.5 41	21 1	93.8 40	108.0 28	23 28	93.9 33	107.0 37	24 36
5	MATURA Jan	CZE	93.2 50	90.0 52	21 2	93.9 36	95.5 49	23 49	94.3 19	106.0 39	24 38
6	STEINAUER Marco	SUI	92.6 56	94.5 49	23 48	92.9 55	102.5 43	23 43	93.3 42	114.5 22	24 21
7	KANG Chil Gu	KOR	94.4 14	108.0 23	23 23	94.7 5	113.5 13	23 13	95.0 3	118.5 13	24 12
8	MAZOCH Jan	CZE	94.4 14	100.5 41	23 41	94.3 22	108.5 26	23 26	94.8 7	113.5 25	24 24
9	SCHWALL Tommy	USA	93.5 47	85.5 56	23 53	94.2 26	92.5 51	23 51	94.5 16	104.0 41	24 40
10	LYSKOVEC Andrej	BLR									
11	DORAN Brendan	USA									
12	DURAND Florentin	FRA	94.1 30	86.0 55	23 52	93.8 40	87.0 54	23 54	94.2 22	97.0 45	24 44
13	BELOV Alexander	RUS									
14	GAIDUK Pawel	KAZ	93.9 35	96.0 47	23 46	93.7 45	94.0 50	23 50	94.3 19	106.5 38	24 37
15	ZHARKOV Georgi	BUL									
16	TSAKADZE Kakhaber	GEO									
17	PEDERSEN Glynn	GBR									
18	KIM Hyun Ki	KOR	94.1 30	111.0 10	23 10	93.9 36	103.0 42	23 42	93.8 38	100.0 43	24 42



RESULTS / RÉSULTATS

INDIVIDUAL K120 - OFFICIAL TRAINING 4
K120 INDIVIDUEL - 4e ENTRAÎNEMENT OFFICIEL

UTAH OLYMPIC PARK SUN 17 FEB 2002 / DIM 17 FEV 2002 START TIME / DEBUT 08:30 END TIME / FINI A 10:21

Bib	Name	NOC Code	1st Round			2nd Round			3rd Round		
			Speed [km/h] Rank	Distance [m] Rank	Gate Rank	Speed [km/h] Rank	Distance [m] Rank	Gate Rank	Speed [km/h] Rank	Distance [m] Rank	Gate Rank
19	JURIS Jaan	EST	93.6 44	94.0 50	23 49	94.1 31	92.5 51	23 51	93.9 33	91.0 46	24 45
20	GLYVKA Vladimir	UKR									
21	KALINITSCHENKO Anton	RUS									
22	POLUNIN Maxim	KAZ	93.9 35	107.0 26	23 26	94.2 26	85.0 56	23 56	94.0 26	106.0 39	24 38
23	SANTIAGO Remi	FRA	94.5 11	101.0 39	23 39	94.6 11	108.0 28	23 28	95.0 3	109.0 34	24 33
24	SKUPIEN Wojciech	POL	93.4 49	98.5 44	23 43	93.5 48	97.5 47	23 47	93.3 42	99.5 44	24 43
25	CHOI Heung Chul	KOR	93.2 50	105.0 31	23 31	93.6 46	107.5 31	23 31	93.9 33	117.0 17	24 16
26	KRUCZEK Lukasz	POL	94.3 21	102.5 37	23 37	94.5 16	104.5 37	23 37	94.8 7	115.5 21	24 20
27	FILIMONOV Stanislav	KAZ	93.8 41	113.5 7	23 7	93.3 52	106.0 33	23 33	93.8 38	116.5 18	24 17
28	CHEDAL Emmanuel	FRA	94.6 10	112.0 9	23 9	94.2 26	110.0 21	23 21			
29	FREIHOLZ Sylvain	SUI	93.6 44	110.5 14	23 14	93.0 53	105.5 34	23 34	92.6 47	109.0 34	24 33
30	TAJNER Tomislaw	POL	94.2 27	109.5 16	23 16	94.2 26	111.5 15	23 15	94.0 26	116.5 18	24 17
31	BYSTOEL Lars	NOR	94.0 32	108.0 23	23 23	93.8 40	110.0 21	23 21	93.8 38	113.5 25	24 24
32	MEDVED Igor	SLO	94.2 27	103.5 35	23 35	94.3 22	100.5 45	23 45			
33	DOLEZAL Michal	CZE	94.3 21	99.5 43	23 42	93.9 36	99.0 46	23 46	93.6 41	112.0 30	24 29
34	POCHWALA Tomasz	POL	94.7 6	102.5 37	23 37	94.6 11	110.0 21	23 21	94.4 17	111.0 33	24 32
35	MATEJA Robert	POL	94.0 32	105.5 30	23 30	94.0 33	101.5 44	23 44	94.0 26	108.5 36	24 35
36	JONES Clint	USA	94.3 21	91.5 51	23 50	94.4 19	110.0 21	23 21	94.9 5	118.5 13	24 12
37	DESSUM Nicolas	FRA	93.6 44	98.5 44	23 43	93.5 48	103.5 38	23 38	94.2 22	114.5 22	24 21
38	BARDAL Anders	NOR	95.2 1	108.0 23	23 23	94.8 2	111.5 15	23 15	95.1 1	118.0 16	24 15
39	INGEBRIGTSEN Tommy	NOR	93.5 47	106.0 28	23 28	93.0 53	116.5 5	23 5	93.0 46	120.0 12	24 11
40	LJOEKELSOEY Roar	NOR	94.9 2	109.0 20	23 20	95.0 1	108.5 26	23 26	94.9 5	118.5 13	24 12
41	FATKULLIN Ildar	RUS									
42	HARADA Masahiko	JPN									
43	UHRMANN Michael	GER	93.8 41	115.0 5	23 5						



RESULTS / RÉSULTATS

INDIVIDUAL K120 - OFFICIAL TRAINING 4
K120 INDIVIDUEL - 4e ENTRAÎNEMENT OFFICIEL

UTAH OLYMPIC PARK SUN 17 FEB 2002 / DIM 17 FEV 2002 START TIME / DEBUT 08:30 END TIME / FINI A 10:21

Bib	Name	NOC Code	1st Round			2nd Round			3rd Round		
			Speed [km/h] Rank	Distance [m] Rank	Gate Rank	Speed [km/h] Rank	Distance [m] Rank	Gate Rank	Speed [km/h] Rank	Distance [m] Rank	Gate Rank
44	KIURU Tami	FIN									
45	SPAETH Georg	GER									
46	PETERKA Primoz	SLO	94.5 11	106.0 28	23 28	94.8 2	105.5 34	23 34			
47	FRAS Damjan	SLO	94.3 21	105.0 31	23 31	94.7 5	103.5 38	23 38			
48	KUETTEL Andreas	SUI	94.4 14	109.5 16	23 16	94.7 5	114.5 12	23 12	94.7 9	129.0 1	24 1
49	JANDA Jakub	CZE	94.3 21	101.0 39	23 39	94.4 19	110.5 19	23 19	94.3 19	124.0 8	24 7
50	DUFFNER Christof	GER									
51	NIEMINEN Toni	FIN	94.8 4	88.5 54	23 51	94.8 2	103.5 38	23 38	94.6 13	116.0 20	24 19
52	LOITZL Wolfgang	AUT	94.4 14	111.0 10	23 10	94.7 5	118.0 2	23 2	94.7 9	120.5 11	24 10
53	AHONEN Janne	FIN	94.3 21	112.5 8	23 8	94.3 22	116.0 10	23 10	93.9 33	113.5 25	24 24
54	KRANJEC Robert	SLO	94.4 14	116.0 3	23 3	94.6 11	116.5 5	23 5			
55	YAMADA Hiroki	JPN	94.4 14	109.5 16	23 16	94.4 19	116.5 5	23 5	94.0 26	112.0 30	24 29
56	KASAI Noriaki	JPN	93.9 35	104.5 33	23 33	93.8 40	108.0 28	23 28			
57	ALBORN Alan	USA	94.4 14	111.0 10	23 10	94.0 33	110.5 19	23 19	94.7 9	125.0 4	24 4
58	LINDSTROEM Veli-Matti	FIN	94.8 4	95.5 48	23 47	94.7 5	117.0 4	23 4	95.1 1	124.0 8	24 7
59	KOBELEV Valery	RUS									
60	MIYAHIRA Hideharu	JPN	94.7 6	109.0 20	23 20	94.3 22	118.0 2	23 2	94.6 13	126.5 2	24 2
61	CECON Roberto	ITA									
62	ZONTA Peter	SLO	93.9 35	103.0 36	23 36	94.7 5	116.5 5	23 5			
63	GOLDBERGER Andreas	AUT	93.1 53	96.5 46	23 45	93.8 40	109.5 25	23 25	93.9 33	112.0 30	24 29
64	FUNAKI Kazuyoshi	JPN									
65	JUSSILAINEN Risto	FIN	94.0 32	104.5 33	23 33	94.1 31	107.0 32	23 32	94.0 26	113.5 25	24 24
66	HORNGACHER Stefan	AUT	93.8 41	109.5 16	23 16	93.9 36	116.5 5	23 5			
67	AMMANN Simon	SUI	94.2 27	118.0 2	23 2	94.5 16	126.0 1	23 1			
68	HOCKE Stephan	GER	93.9 35	107.0 26	23 26	94.0 33	112.0 14	23 14	94.0 26	113.0 29	24 28



RESULTS / RÉSULTATS

INDIVIDUAL K120 - OFFICIAL TRAINING 4
K120 INDIVIDUEL - 4e ENTRAÎNEMENT OFFICIEL

UTAH OLYMPIC PARK SUN 17 FEB 2002 / DIM 17 FEV 2002 START TIME / DEBUT 08:30 END TIME / FINI A 10:21

Bib	Name	NOC Code	1st Round			2nd Round			3rd Round		
			Speed [km/h]	Distance [m]	Gate	Speed [km/h]	Distance [m]	Gate	Speed [km/h]	Distance [m]	Gate
			Rank	Rank	Rank	Rank	Rank	Rank	Rank	Rank	Rank
69	KOCH Martin	AUT	93.9 35	109.0 20	23 20	93.5 48	90.5 53	23 53	94.1 24	125.0 4	24 4
70	SCHMITT Martin	GER	94.9 2	115.0 5	23 5	94.6 11	115.0 11	23 11	94.6 13	126.0 3	24 3
71	HOELLWARTH Martin	AUT	94.7 6	111.0 10	23 10	94.5 16	111.5 15	23 15	94.4 17	124.5 6	24 6
72	HAUTAMAEMI Matti	FIN	94.5 11	116.0 3	23 3	94.2 26	105.5 34	23 34	94.1 24	114.0 24	24 23
73	WIDHOELZL Andreas	AUT	94.7 6	110.0 15	23 15	94.6 11	103.5 38	23 38	94.7 9	122.5 10	24 9
74	HANNAWALD Sven	GER									
75	MALYSZ Adam	POL	93.2 50	120.5 1	23 1	93.5 48	111.0 18	23 18	93.2 44	124.5 6	23 1

Weather Information									
	Time	Weather	Temp.[°C]		Humid. [%]	Wind[m/s]			
			Air	Snow		Min.	Max.	Avg.	
1st Round	08:30 - 09:00	Clear	-1.0	-9.0	48	0.2	2.1	0.9	
2nd Round	09:13 - 09:42	Partly Cloudy	1.0	-8.0	50	0.2	2.3	0.9	
3rd Round	09:55 - 10:21	Partly Cloudy	3.0	-9.0	31	0.3	3.3	1.2	

Statistics											
	Gate	Falls	Distance[m]			Speed[km/h]			Jumpers / NOCs		
			Min.	Max.	Avg.	Min.	Max.	Avg.	In Starting List	Started	With Results
1st Round	21	0	83.5	100.5	90.7	92.1	93.2	92.8	79/22	57/14	57/14
	23	0	85.5	120.5	105.3	92.6	95.2	94.1			
2nd Round	23	0	85.0	126.0	106.5	92.9	95.0	94.1	79/22	56/14	56/14
	23	0	124.5	124.5	124.5	93.2	93.2	93.2			
3rd Round	23	0	124.5	124.5	124.5	93.2	93.2	93.2	79/22	47/13	47/13
	24	0	85.5	129.0	113.2	92.6	95.1	94.1			

NOTE

Bolded Line in Gate column:

A bolded line at the "Gate" column indicates a change in gate assignment at this point. The presentation of rankings is calculated only within results achieved from the same gate.

Legend			
NOC	National Olympic Committee	Min.	Minimum
Max.	Maximum	Avg.	Average
Assistant TD	Assistant Technical Delegate	Assistant RD	Assistant Race Director
Temp.	Temperature	Humid.	Humidity



RESULTS / RÉSULTATS

TEAM K120 - FINAL ROUND
K120 PAR ÉQUIPE - MANCHE FINALE

UTAH OLYMPIC PARK MON 18 FEB 2002 / LUN 18 FEV 2002 START TIME / DEBUT 09:30 END TIME / FINI A 11:26

Jury / Competition Management			Judges			Hill Data		
Race Director	HOFER Walter	FIS	A	LUNDE Randy	USA	K-Point:	120 m	
Technical Delegate	HYVAERINEN Pekka	FIN	B	AIGMUELLER Gert	AUT	Meter Value:	1.8 Points/m	
Chief of Competition	ERICKSON William	USA	C	GOETZE Klaus-Dieter	GER	Jury Distance:	128 m	
Assistant TD	GUGGEMOOS Toni	GER	D	KASAYA Yukio	JPN			
Assistant RD	TEPES Miran	FIS	E	FRELIH Janez	SLO			

Rank	Bib	NOC (NOC Code) Name	Speed [km/h]	Distance [m]	Distance Points	Judges Marks					Judges Points	Round Points	Grp Rank	Total	
						A	B	C	D	E					
1	12	GERMANY (GER)											498.8	1	974.1
													475.3	2	
	12-1	HANNAWALD Sven	94.1 93.9	123.0 120.5	65.4 60.9	18.5 18.5	19.0 18.5	19.0 19.5	18.0 19.0	18.0 18.0	56.5 56.0	121.9 116.9	2 2	238.8	
	12-2	HOCKE Stephan	94.4 94.7	118.5 119.5	57.3 59.1	17.5 17.5	17.5 18.0	18.0 18.5	17.5 18.0	17.5 18.0	52.5 54.0	109.8 113.1	3 2	222.9	
	12-3	UHRMANN Michael	94.6 94.7	128.0 125.0	74.4 69.0	18.0 18.0	18.0 18.5	18.5 18.5	18.5 19.0	18.5 19.0	55.0 55.0	129.4 124.0	2 3	253.4	
	12-4	SCHMITT Martin	94.6 94.5	131.5 123.5	80.7 66.3	19.5 18.5	19.0 18.5	19.0 19.0	19.0 18.0	19.0 18.0	57.0 55.0	137.7 121.3	1 7	259.0	

2	11	FINLAND (FIN)											489.1	2	974.0
													484.9	1	
	11-1	HAUTAMAEKI Matti	94.3 94.0	126.0 125.0	70.8 69.0	18.5 17.5	18.5 17.5	19.0 18.0	19.0 19.0	18.5 18.0	56.0 53.5	126.8 122.5	1 1	249.3	
	11-2	LINDSTROEM Veli-Matti	94.7 95.0	115.0 116.5	51.0 53.7	18.0 17.5	18.0 17.5	18.0 18.5	18.0 18.5	17.5 18.0	54.0 54.0	105.0 107.7	5 5	212.7	
	11-3	JUSSILAINEN Risto	94.4 94.7	124.5 126.0	68.1 70.8	18.0 18.0	18.5 19.0	18.5 19.0	18.5 19.0	18.5 19.0	55.5 57.0	123.6 127.8	4 1	251.4	
	11-4	AHONEN Janne	94.5 94.0	129.0 125.5	76.2 69.9	19.5 19.0	19.0 18.5	18.5 19.5	19.5 19.0	19.0 19.0	57.5 57.0	133.7 126.9	2 3	260.6	

3	8	SLOVENIA (SLO)											483.9	3	946.3
													462.4	3	
	8-1	FRAS Damjan	94.5 94.3	120.0 113.0	60.0 47.4	17.5 17.0	17.5 16.5	17.0 17.0	17.5 16.0	18.5 17.5	52.5 50.5	112.5 97.9	5 7	210.4	
	8-2	PETERKA Primoz	95.2 95.5	118.5 121.5	57.3 62.7	18.5 18.5	18.5 19.0	18.5 18.5	18.5 19.0	18.5 19.0	55.5 56.0	112.8 118.7	2 1	231.5	
	8-3	KRANJEC Robert	94.9 95.2	133.0 124.5	83.4 68.1	19.0 18.5	19.0 18.0	18.5 18.5	19.5 19.0	19.0 19.0	57.0 56.0	140.4 124.1	1 2	264.5	
	8-4	ZONTA Peter	94.5 94.3	121.5 124.0	62.7 67.2	18.5 18.5	18.5 18.0	18.5 18.0	18.5 18.5	18.5 18.5	55.5 54.5	118.2 121.7	7 6	239.9	

4	13	AUSTRIA (AUT)											472.4	4	926.8
													454.4	5	
	13-1	HORNGACHER Stefan	94.3 94.0	121.0 115.5	61.8 51.9	18.0 17.5	18.5 18.0	18.5 17.5	18.5 17.0	17.5 17.0	55.0 53.0	116.8 104.9	3 3	221.7	
	13-2	WIDHOELZL Andreas	94.7 94.9	120.0 117.0	60.0 54.6	18.5 18.0	19.0 18.0	18.5 18.0	18.5 18.0	18.0 18.0	55.5 54.0	115.5 108.6	1 4	224.1	
	13-3	LOITZL Wolfgang	95.1 95.4	123.0 122.5	65.4 64.5	19.0 17.5	19.0 18.5	18.0 18.0	18.5 18.0	18.5 18.0	56.0 54.0	121.4 118.5	5 5	239.9	
	13-4	HOELLWARTH Martin	94.0 94.2	121.5 123.0	62.7 65.4	18.5 19.0	19.0 19.5	18.5 19.0	19.0 19.0	18.0 18.5	56.0 57.0	118.7 122.4	6 5	241.1	



RESULTS / RÉSULTATS

TEAM K120 - FINAL ROUND
K120 PAR ÉQUIPE - MANCHE FINALE

UTAH OLYMPIC PARK MON 18 FEB 2002 / LUN 18 FEV 2002 START TIME / DEBUT 09:30 END TIME / FINI A 11:26

Rank	Bib	NOC (NOC Code) Name	Speed [km/h]	Distance [m]	Distance Points	Judges Marks					Judges Points	Round Points	Grp Rank	Total	
						A	B	C	D	E					
5	10	JAPAN (JPN)											465.5	5	926.0
													460.5	4	
	10-1	HARADA Masahiko	94.1 93.8	119.5 114.5	59.1 50.1	19.0	19.0	18.5	19.0	18.0	56.5 54.0	115.6 104.1	4 5	219.7	
	10-2	YAMADA Hiroki	94.7 94.9	111.0 117.5	43.8 55.5	17.5	17.5	17.5	18.0	17.0	52.5 55.0	96.3 110.5	8 3	206.8	
	10-3	MIYAHIRA Hideharu	94.7 95.2	125.5 124.5	69.9 68.1	18.5	19.0	18.5	19.5	18.5	56.0 50.5	125.9 118.6	3 4	244.5	
	10-4	FUNAKI Kazuyoshi	94.3 94.2	126.5 126.0	71.7 70.8	19.0	18.5	18.5	19.0	18.5	56.0 56.5	127.7 127.3	5 2	255.0	
6	9	POLAND (POL)											435.2	6	848.1
													412.9	6	
	9-1	MATEJA Robert	94.3 93.7	114.5 106.0	50.1 34.8	18.5	18.0	17.5	18.5	17.5	54.0 52.5	104.1 87.3	6 10	191.4	
	9-2	TAJNER Tomislav	94.4 94.8	109.0 109.5	40.2 41.1	17.0	17.0	16.5	16.5	16.5	50.0 52.0	90.2 93.1	11 9	183.3	
	9-3	POCHWALA Tomasz	95.2 95.6	117.0 118.5	54.6 57.3	18.0	18.0	18.0	18.0	17.5	54.0 52.5	108.6 109.8	10 7	218.4	
	9-4	MALYSZ Adam	93.4 93.1	128.5 124.0	75.3 67.2	19.0	19.0	19.0	19.5	18.5	57.0 55.5	132.3 122.7	4 4	255.0	
7	7	SWITZERLAND (SUI)											417.8	7	818.3
													400.5	8	
	7-1	STEINAUER Marco	92.9 92.4	99.5 96.0	23.1 16.8	17.0	17.0	16.0	17.0	17.5	51.0 49.5	74.1 66.3	10 11	140.4	
	7-2	FREIHOLZ Sylvain	93.1 93.2	109.0 102.5	40.2 28.5	17.0	17.5	17.5	17.5	17.0	52.0 51.0	92.2 79.5	10 10	171.7	
	7-3	KUETTEL Andreas	94.6 95.2	121.5 121.5	62.7 62.7	18.5	18.5	19.0	18.5	18.5	55.5 55.5	118.2 118.2	6 6	236.4	
	7-4	AMMANN Simon	94.2 93.6	128.5 130.0	75.3 78.0	19.5	19.0	19.5	19.5	19.0	58.0 58.5	133.3 136.5	3 1	269.8	
8	1	KOREA (KOR)											395.6	9	801.6
													406.0	7	
	1-1	CHOI Heung Chul	94.0 93.9	112.5 115.5	46.5 51.9	17.5	17.5	17.0	18.0	17.0	52.0 53.0	98.5 104.9	7 3	203.4	
	1-2	CHOI Yong Jik	94.2 94.3	111.0 110.5	43.8 42.9	17.5	17.5	17.0	17.5	17.0	52.0 52.5	95.8 95.4	9 8	191.2	
	1-3	KIM Hyun Ki	94.8 95.0	111.5 107.0	44.7 36.6	18.0	17.5	18.0	17.5	17.5	53.0 51.5	97.7 88.1	11 11	185.8	
	1-4	KANG Chil Gu	94.5 94.1	114.5 122.0	50.1 63.6	17.5	17.5	18.0	18.0	18.0	53.5 54.0	103.6 117.6	9 8	221.2	



RESULTS / RÉSULTATS

TEAM K120 - FINAL ROUND
K120 PAR ÉQUIPE - MANCHE FINALE

UTAH OLYMPIC PARK MON 18 FEB 2002 / LUN 18 FEV 2002 START TIME / DEBUT 09:30 END TIME / FINI A 11:26

Rank	Bib	NOC (NOC Code) Name	Speed [km/h]	Distance [m]	Distance Points	Judges Marks					Judges Points	Round Points	Grp Rank	Total
						A	B	C	D	E				
9	6	NORWAY (NOR)									404.5	8	790.8	
											386.3	9		
		6-1	INGEBRIGTSEN Tommy	93.1 92.5	110.5 109.5	42.9 41.1	17.0 17.0 17.0 17.5 17.0	16.5 17.0 17.0 17.5 17.0	51.0 51.0	93.9 92.1	8 9	186.0		
		6-2	BYSTOEL Lars	93.9 93.8	111.5 102.5	44.7 28.5	17.5 17.5 17.0 17.5 17.0	16.5 16.5 16.5 16.5 16.5	52.0 49.5	96.7 78.0	7 13	174.7		
		6-3	BARDAL Anders	95.5 95.8	121.0 117.5	61.8 55.5	17.5 18.0 18.0 18.0 18.0	18.0 18.0 18.0 18.0 17.0	54.0 53.5	115.8 109.0	7 8	224.8		
6-4	LJOEKELSOEY Roar	94.7 94.5	112.0 116.5	45.6 53.7	17.5 18.0 17.5 17.5 17.5	17.5 17.5 17.5 18.0 17.5	52.5 53.5	98.1 107.2	11 11	205.3				
10	4	FRANCE (FRA)									370.7	11	755.1	
											384.4	10		
		4-1	CHEDAL Emmanuel	94.2 94.0	108.5 115.0	39.3 51.0	17.0 17.0 17.0 17.5 16.5	16.5 17.0 17.5 17.5 17.0	51.0 52.0	90.3 103.0	9 6	193.3		
		4-2	SANTIAGO Remi	94.9 95.2	117.0 113.5	54.6 48.3	17.0 17.5 17.0 18.0 17.5	17.0 17.5 17.0 17.5 17.0	52.0 51.5	106.6 99.8	4 6	206.4		
		4-3	DURAND Florentin	94.7 94.9	100.0 101.0	24.0 25.8	16.5 16.5 16.0 17.0 16.5	16.5 17.0 17.0 16.5 16.5	49.5 50.5	73.5 76.3	13 12	149.8		
4-4	DESSUM Nicolas	93.8 93.4	113.5 116.0	48.3 52.8	17.0 17.5 17.0 17.5 17.5	17.0 17.5 17.5 17.5 17.5	52.0 52.5	100.3 105.3	10 12	205.6				
11	5	UNITED STATES OF AMERICA (USA)									372.8	10	728.4	
											355.6	13		
		5-1	WELCH Brian	93.9 93.5	95.5 93.5	15.9 12.3	16.0 16.0 16.0 16.0 15.5	16.0 16.0 16.0 16.0 16.0	48.0 48.0	63.9 60.3	12 13	124.2		
		5-2	SCHWALL Tommy	94.7 95.1	105.0 102.0	33.0 27.6	17.0 17.0 16.5 17.5 17.0	17.0 17.0 17.0 17.0 17.0	51.0 51.0	84.0 78.6	13 11	162.6		
		5-3	JONES Clint	94.9 95.2	117.5 114.0	55.5 49.2	18.0 18.0 18.0 18.0 18.5	18.0 18.0 18.0 18.0 17.0	54.0 53.5	109.5 102.7	9 9	212.2		
5-4	ALBORN Alan	94.2 93.8	120.5 120.0	60.9 60.0	18.0 18.0 18.0 18.5 18.5	18.0 18.0 18.0 18.0 18.0	54.5 54.0	115.4 114.0	8 10	229.4				
12	3	CZECH REPUBLIC (CZE)									368.0	12	724.6	
											356.6	11		
		3-1	MATURA Jan	94.0 93.8	99.0 95.5	22.2 15.9	16.5 17.0 17.0 17.0 16.5	16.5 16.5 16.0 17.0 16.0	50.5 49.0	72.7 64.9	11 12	137.6		
		3-2	DOLEZAL Michal	94.0 94.5	107.0 102.0	36.6 27.6	17.0 17.5 16.5 17.5 17.0	16.5 17.0 16.5 17.0 17.5	51.5 50.5	88.1 78.1	12 12	166.2		
		3-3	MAZOCH Jan	95.1 95.4	119.5 111.5	59.1 44.7	18.0 18.5 18.0 18.5 18.0	18.0 17.5 17.0 17.5 17.0	54.5 52.0	113.6 96.7	8 10	210.3		
3-4	JANDA Jakub	94.0 93.7	109.5 120.5	41.1 60.9	17.0 17.5 17.5 17.5 17.5	17.5 17.5 17.5 19.0 19.0	52.5 56.0	93.6 116.9	12 9	210.5				



RESULTS / RÉSULTATS



TEAM K120 - FINAL ROUND
K120 PAR ÉQUIPE - MANCHE FINALE

UTAH OLYMPIC PARK MON 18 FEB 2002 / LUN 18 FEV 2002 START TIME / DEBUT 09:30 END TIME / FINI A 11:26

Rank	Bib	NOC (NOC Code) Name	Speed [km/h]	Distance [m]	Distance Points	Judges Marks					Judges Points	Round Points	Grp Rank	Total
						A	B	C	D	E				
13	2	KAZAKHSTAN (KAZ)									265.4 355.7	13 12	621.1	
	2-1	POLUNIN Maxim	93.6	DSQ 110.5	42.9	17.0	17.5	17.0	17.5	17.0	51.5	0.0 94.4	8	94.4
	2-2	FILIMONOV Stanislav	94.1 94.5	113.5 112.0	48.3 45.6	17.0	17.5	17.0	18.0	17.0	51.5 51.5	99.8 97.1	6 7	196.9
	2-3	KOROBOV Alexander	94.0 94.2	101.5 96.0	26.7 16.8	17.0	17.0	17.0	17.0	16.5	51.0 48.5	77.7 65.3	12 13	143.0
	2-4	GAIDUK Pawel	94.3 93.9	108.0 113.0	38.4 47.4	16.5	17.0	16.0	16.5	16.5	49.5 51.5	87.9 98.9	13 13	186.8

Weather Information									
	Time	Weather	Temp.[°C]		Humid. [%]	Wind[m/s]			
			Air	Snow		Min.	Max.	Avg.	
1st Round	09:30 - 10:19	Mostly Cloudy	-1.0	-6.0	68	0.1	1.2	0.5	
Final Round	10:36 - 11:26	Cloudy	1.0	-3.0	61	0.2	1.8	0.6	

Statistics											
	Group Gate	Falls	Distance[m]			Speed[km/h]			Jumpers / NOCs		
			Min.	Max.	Avg.	Min.	Max.	Avg.	In Starting List	Started	With Results
1st Round	1 - 23	0	95.5	126.0	112.4	92.9	94.5	93.9	52/13	52/13	51/13
	2 - 24	0	105.0	120.0	112.7	93.1	95.2	94.3			
	3 - 25	0	100.0	133.0	118.7	94.0	95.5	94.8			
	4 - 23	0	108.0	131.5	120.3	93.4	94.7	94.2			
Final Round	1 - 23	0	93.5	125.0	110.0	92.4	94.3	93.6	52/13	52/13	52/13
	2 - 25	0	102.0	121.5	111.2	93.2	95.5	94.6			
	3 - 26	0	96.0	126.0	116.1	94.2	95.8	95.1			
	4 - 23	0	113.0	130.0	121.8	93.1	94.5	93.9			

Technical Delegate:  HYVAERINEN Pekka (FIN)	Chief of Competition:  ERICKSON William (USA)
--	---

Legend	National Olympic Committee	Grp	Group
NOC	Minimum	Max.	Maximum
Min.	Average	Assistant TD	Assistant Technical Delegate
Avg.	Assistant Race Director	DSQ	Disqualified
Assistant RD	Temperature	Humid.	Humidity
Temp.			

1st Round Bib 2-1 DSQ: Equipment Violation (Art. 222)

S N O W B O A R D I N G S N O W B O A R D



Kelly Clark, USA, Women's Halfpipe

D O N A L D M I R A L L E / G E T T Y I M A G E S



Snowboarding Contents

Competition Officials
Competition Schedule
Medalist by Events
Medal Standings

Women's Parallel Giant Slalom

Qualification

Start List
Start List Bracket

Final

Start List
Start List Bracket
Results
Final Results Bracket

Men's Parallel Giant Slalom

Qualification

Start List
Start List Bracket
Results
Final Results Bracket

Final

Start List
Start List Bracket
Results
Final Results Bracket

Women's Halfpipe

Qualification

Start List
Start List Bracket
Results
Final Results Bracket

Final

Start List
Start List Bracket
Results
Final Results Bracket

Men's Halfpipe

Qualification

Start List
Start List Bracket
Results
Final Results Bracket

Final

Start List
Start List Bracket
Results
Final Results Bracket



COMPETITION OFFICIALS / OFFICIELS DE LA COMPÉTITION

PARK CITY MOUNTAIN RESORT

As of 09 Feb 2002 / En date du 9 FEV 2002

Parallel Giant Slalom Jury Members

FIS Technical Delegate	MALSINER Markus	Italy (ITA)
Chief of Competition	CLIFFORD Jim	United States of America (USA)
FIS Race Director	MARTIN Ted	International Ski Federation (FIS)
FIS Coordinator	WAGNER Chris (Non-Voting)	International Ski Federation (FIS)
Start Referee	TAYLOR Gary (Non-Voting)	United States of America (USA)
Finish Referee	WINTERS Tom (Non-Voting)	United States of America (USA)
Video Control	HOELLER Alexander (Non-Voting)	Austria (AUT)
Medical Supervisor	RAAS Ernst (Non-Voting)	Austria (AUT)
Equipment Controller	SLATTERY William Edward (Non-Voting)	United States of America (USA)

Halfpipe Jury Members

FIS Technical Delegate	KROGOLL Peter	Germany (GER)
Chief of Pipe	NY David	International Ski Federation (FIS)
Head Judge	SUNDEQUIST Ola	Sweden (SWE)
FIS Coordinator	WAGNER Chris (Non-Voting)	International Ski Federation (FIS)
FIS Race Director	MARTIN Ted (Non-Voting)	International Ski Federation (FIS)
Medical Supervisor	RAAS Ernst (Non-Voting)	Austria (AUT)

FIS Officials

Assistant Head Judge	WEBSTER Ste'en (Non-Voting)	New Zealand (NZL)
Judge	GIRAUD Matthieu (Non-Voting)	France (FRA)
	GARDNER Jeremy (Non-Voting)	United States of America (USA)
	YOKOYAMA Kyoji (Non-Voting)	Japan (JPN)
	SUNDGREN Joakim (Non-Voting)	Sweden (SWE)
	BROWN Steve (Non-Voting)	Australia (AUS)
Score Verifier	MORAN CALVO Diego (Non-Voting)	Spain (ESP)

Organizing Committee Competition Management

Chief of Course	GRUBER Paul (Non-Voting)	United States of America (USA)
Assistant Chief of Course	ROGERS Randy (Non-Voting)	United States of America (USA)
Chief of Pipe	MALENDOSKI Pat (Non-Voting)	United States of America (USA)
Chief of Timing	SHAFFER Sally (Non-Voting)	United States of America (USA)
Competition Secretary	WIEDEL Nancy (Non-Voting)	United States of America (USA)



COMPETITION SCHEDULE / CALENDRIER DES ÉPREUVES

TUE 29 JAN 2002 / MAR 29 JAN 2002 9:31

Date	Start Time	Estimated Finish Time	Event	Location
10 FEB 2002	10:00	10:40	Women's Halfpipe Qualification Run 1	Park City Mountain CBs Run
	10:55	11:23	Women's Halfpipe Qualification Run 2	Park City Mountain CBs Run
	13:00	13:24	Women's Halfpipe Final Run 1	Park City Mountain CBs Run
	13:34	13:58	Women's Halfpipe Final Run 2	Park City Mountain CBs Run
11 FEB 2002	10:00	11:10	Men's Halfpipe Qualification Run 1	Park City Mountain CBs Run
	11:25	12:22	Men's Halfpipe Qualification Run 2	Park City Mountain CBs Run
	13:30	13:54	Men's Halfpipe Final Run 1	Park City Mountain CBs Run
	14:04	14:28	Men's Halfpipe Final Run 2	Park City Mountain CBs Run
14 FEB 2002	10:00	10:34	Women's PGS Qualification	Park City Mountain CBs Run
	13:00	13:34	Men's PGS Qualification	Park City Mountain CBs Run
15 FEB 2002	10:00	12:00	Men's Parallel Giant Slalom Final	Park City Mountain CBs Run
	10:00	12:00	Women's Parallel Giant Slalom Final	Park City Mountain CBs Run

LEGEND / LEGENDE



MEDALISTS BY EVENT / MÉDAILLÉS PAR ÉPREUVE

AFTER 4 OF 4 EVENTS

As of FRI 15 FEB 2002

Event Name	Date	Medal	Name	NOC
Women's Halfpipe	10 Feb 2002	Gold	CLARK Kelly	United States of America (USA)
		Silver	VIDAL Doriane	France (FRA)
		Bronze	REUTELER Fabienne	Switzerland (SUI)
Men's Halfpipe	11 Feb 2002	Gold	POWERS Ross	United States of America (USA)
		Silver	KASS Danny	United States of America (USA)
		Bronze	THOMAS Jarret	United States of America (USA)
Women's Parallel Giant Slalom	15 Feb 2002	Gold	BLANC Isabelle	France (FRA)
		Silver	RUBY Karine	France (FRA)
		Bronze	TRETTEL Lidia	Italy (ITA)
Men's Parallel Giant Slalom	15 Feb 2002	Gold	SCHOCH Philipp	Switzerland (SUI)
		Silver	RICHARDSSON Richard	Sweden (SWE)
		Bronze	KLUG Chris	United States of America (USA)

Completed Events

Women's Halfpipe

Men's Halfpipe

Women's Parallel Giant Slalom

Men's Parallel Giant Slalom

Events still to be held

LEGEND

NOC National Olympic Committee



MEDALISTS BY EVENT / MÉDAILLÉS PAR ÉPREUVE

AFTER 4 OF 4 EVENTS

As of FRI 15 FEB 2002

Event Name	Date	Medal	Name	NOC
Women's Halfpipe	10 Feb 2002	Gold	CLARK Kelly	United States of America (USA)
		Silver	VIDAL Doriane	France (FRA)
		Bronze	REUTELER Fabienne	Switzerland (SUI)
Men's Halfpipe	11 Feb 2002	Gold	POWERS Ross	United States of America (USA)
		Silver	KASS Danny	United States of America (USA)
		Bronze	THOMAS Jarret	United States of America (USA)
Women's Parallel Giant Slalom	15 Feb 2002	Gold	BLANC Isabelle	France (FRA)
		Silver	RUBY Karine	France (FRA)
		Bronze	TRETTEL Lidia	Italy (ITA)
Men's Parallel Giant Slalom	15 Feb 2002	Gold	SCHOCH Philipp	Switzerland (SUI)
		Silver	RICHARDSSON Richard	Sweden (SWE)
		Bronze	KLUG Chris	United States of America (USA)

Completed Events

Women's Halfpipe

Men's Halfpipe

Women's Parallel Giant Slalom

Men's Parallel Giant Slalom

Events still to be held

LEGEND

NOC National Olympic Committee



MEDAL STANDINGS / CLASSEMENT PAR MÉDAILLES

As of Fri 15 Feb 2002

Rank	NOC	Men				Women				Total				Rank by Total
		Gold	Silver	Bronze	Total	Gold	Silver	Bronze	Total	Gold	Silver	Bronze	Total	
1	United States of America (USA)	1	1	2	4	1	-	-	1	2	1	2	5	1
2	France (FRA)	-	-	-	-	1	2	-	3	1	2	-	3	2
3	Switzerland (SUI)	1	-	-	1	-	-	1	1	1	-	1	2	3
4	Sweden (SWE)	-	1	-	1	-	-	-	-	-	1	-	1	=4
5	Italy (ITA)	-	-	-	-	-	-	1	1	-	-	1	1	=4
Total		2	2	2	6	2	2	2	6	4	4	4	12	

Completed Events

Women's Halfpipe

Men's Halfpipe

Women's Parallel Giant Slalom

Men's Parallel Giant Slalom

Events still to be held

LEGEND

= Equal sign indicates that two or more NOC share the same rank.

NOC National Olympic Committee



START LIST / LISTE DE DÉPART

WOMEN'S PARALLEL GIANT SLALOM QUALIFICATION SLALOM GÉANT PARALLÈLE DAMES, QUALIFICATIONS

PARK CITY MOUNTAIN RESORT THU 14 FEB 2002 / JEU 14 FEV 2002 START TIME / DEBUT 10:00

Jury			Technical Data	
FIS Technical Delegate:	MALSINER Markus	ITA	Course Name:	C.B.'s Run
Chief of Competition:	CLIFFORD Jim	USA	Start:	2300 m
Referee:	MARTIN Ted	FIS	Finish:	2120 m
FIS Co-ordinator:	WAGNER Chris	FIS	Vertical Drop:	180 m
Assistant Technical Delegate:	KROGOLL Peter	GER	Length:	549 m
Start Referee:	TAYLOR Gary	USA	Homologation:	4235/108/94
Finish Referee:	WINTERS Tom	USA		
Qualification				
Course Setter:	PERRIER-MICHON Xavier	FRA		
Number of Gates:	27			
Forerunners:	V1 - BASSETT Rebecca	USA		
	V2 - HAMOR Sarah Jane	USA		
	V3 - MacDONALD Jenni	USA		
	V4 - GORGONE Michelle	USA		
Start Time:	10:00			

Start No.	Bib	FIS Code	Name	NOC		
1	1	1019761	POSCH Marion	ITA
2	2	1547635	GUENTHER Doris	AUT
3	3	1225013	WINDAHL Aasa	SWE
4	4	1005308	RUBY Karine	FRA
5	5	1004823	RIEGLER Manuela	AUT
6	6	1236556	BLANC Isabelle	FRA
7	7	1519995	MEISSER Milena	SUI
8	8	1102308	SAUERBREIJ Nicolien	NED
9	9	1042556	TRETTEL Lidia	ITA
10	10	1403105	POMAGALSKI Julie	FRA
11	11	1004629	RENOTH Heidi Maria	GER
12	12	1519992	MEULI Daniela	SUI
13	13	1238787	FLETCHER Rosey	USA
14	14	1225110	FISCHER Sara	SWE
15	15	1245577	KOSGLOW Lisa	USA
16	16	1275841	von SIEBENTHAL Steffi	SUI
17	17	1109389	KIRCHGASSER Maria	AUT
18	18	1004920	RIEGLER Claudia	AUT
19	19	1006957	VAN ERT Sondra	USA
20	20	1002980	MAIR UNTER DER EGGEN Dagmar	ITA
21	21	1403202	VALDENAIRE Florine	FRA
22	22	1217350	MARCZULAJTIS Jagna	POL
23	23	1349561	SEDOVA Jana	SVK
24	24	1247129	HIMMLER Katharina	GER
25	25	1308530	ODYNSKI Lisa	USA
26	26	1203867	TIKHVINSKAYA Maria	RUS
27	27	1484391	DAL BALCON Isabella	ITA
28	28	1130826	IIDA Ran	JPN



START LIST / LISTE DE DÉPART

WOMEN'S PARALLEL GIANT SLALOM QUALIFICATION SLALOM GÉANT PARALLÈLE DAMES, QUALIFICATIONS

PARK CITY MOUNTAIN RESORT THU 14 FEB 2002 / JEU 14 FEV 2002 START TIME / DEBUT 10:00

Start No.	Bib	FIS Code	Name	NOC		
29	29	1543464	TAKEUCHI Tomoka	JPN
30	30	1519996	LIVERS Nadia	SUI

LEGEND

FIS International Ski Federation
NOC National Olympic Committee
Start No. Start Number



RESULTS / RÉSULTATS

**WOMEN'S PARALLEL GIANT SLALOM QUALIFICATION
SLALOM GÉANT PARALLÈLE DAMES, QUALIFICATIONS**

PARK CITY MOUNTAIN RESORT THU 14 FEB 2002 / JEU 14 FEV 2002 START TIME / DEBUT 10:00

Jury			Technical Data		
FIS Technical Delegate:	MALSINER Markus	ITA	Course Name:	C.B.'s Run	
Chief of Competition:	CLIFFORD Jim	USA	Start:	2300 m	
Referee:	MARTIN Ted	FIS	Finish:	2120 m	
FIS Co-ordinator:	WAGNER Chris	FIS	Vertical Drop:	180 m	
Assistant Technical Delegate:	KROGOLL Peter	GER	Length:	549 m	
Start Referee:	TAYLOR Gary	USA	Homologation:	4235/108/94	
Finish Referee:	WINTERS Tom	USA			
Qualification					
Course Setter:	PERRIER-MICHON Xavier	FRA			
Number of Gates:	27				
Forerunners:	V1 -	BASSETT Rebecca	USA		
	V2 -	HAMOR Sarah Jane	USA		
	V3 -	MacDONALD Jenni	USA		
	V4 -	GORGONE Michelle	USA		
Start Time:	10:00				
Weather: Cloudy	Snow Temp: -10°C/14°F	Temp at Start: -4°C/25°F	Temp at Finish: -2°C/29°F		

Rank	Bib	FIS Code	Name	NOC	Int.Time	Rank	Time	Difference	Run off
1	17	1109389	KIRCHGASSER Maria	AUT	19.21	(3)	41.44	0.00	Q
2	4	1005308	RUBY Karine	FRA	18.97	(1)	41.45	0.01	Q
3	9	1042556	TRETTEL Lidia	ITA	19.14	(2)	41.94	0.50	Q
4	6	1236556	BLANC Isabelle	FRA	19.77	(11)	42.20	0.76	Q
5	10	1403105	POMAGALSKI Julie	FRA	19.95	(17)	42.25	0.81	Q
6	27	1484391	DAL BALCON Isabella	ITA	19.77	(11)	42.26	0.82	Q
7	15	1245577	KOSGLOW Lisa	USA	19.46	(5)	42.30	0.86	Q
8	20	1002980	MAIR UNTER DER EGGEN Dagmar	ITA	19.45	(4)	42.32	0.88	Q
9	22	1217350	MARCZULAJTIS Jagna	POL	20.03	(19)	42.39	0.95	Q
10	3	1225013	WINDAHL Aasa	SWE	19.91	(15)	42.41	0.97	Q
11	24	1247129	HIMMLER Katharina	GER	19.55	(6)	42.54	1.10	Q
12	1	1019761	POSCH Marion	ITA	19.58	(7)	42.59	1.15	Q
13	16	1275841	von SIEBENTHAL Steffi	SUI	19.74	(10)	42.68	1.24	Q
14	23	1349561	SEDOVA Jana	SVK	19.70	(9)	42.92	1.48	Q
15	26	1203867	TIKHVINSKAYA Maria	RUS	19.88	(14)	42.97	1.53	Q
16	28	1130826	IIDA Ran	JPN	19.83	(13)	43.06	1.62	Q
17	19	1006957	VAN ERT Sondra	USA	20.52	(23)	43.15	1.71	
18	14	1225110	FISCHER Sara	SWE	19.96	(18)	43.21	1.77	
19	30	1519996	LIVERS Nadia	SUI	20.21	(20)	43.27	1.83	
20	12	1519992	MEULI Daniela	SUI	20.34	(22)	43.46	2.02	
21	11	1004629	RENOTH Heidi Maria	GER	19.64	(8)	43.54	2.10	
22	29	1543464	TAKEUCHI Tomoka	JPN	20.25	(21)	43.76	2.32	
23	5	1004823	RIEGLER Manuela	AUT	19.91	(15)	44.04	2.60	
24	8	1102308	SAUERBREIJ Nicolien	NED	21.02	(25)	44.71	3.27	
25	21	1403202	VALDENNAIRE Florine	FRA	21.47	(26)	44.96	3.52	
26	13	1238787	FLETCHER Rosey	USA	23.09	(27)	45.11	3.67	
27	25	1308530	ODYNSKI Lisa	USA	20.95	(24)	45.47	4.03	



RESULTS / RÉSULTATS

WOMEN'S PARALLEL GIANT SLALOM QUALIFICATION SLALOM GÉANT PARALLÈLE DAMES, QUALIFICATIONS

PARK CITY MOUNTAIN RESORT THU 14 FEB 2002 / JEU 14 FEV 2002 START TIME / DEBUT 10:00

Rank	Bib	FIS Code	Name	NOC	Int.Time	Rank	Time	Difference	Run off
28	18	1004920	RIEGLER Claudia	AUT	29.92	(28)	51.87	10.43	

DID NOT FINISH: 2 COMPETITORS

2	1547635	GUENTHER Doris	AUT
7	1519995	MEISSER Milena	SUI

Checked by Technical Delegate: MALSINER Markus (ITA)

LEGEND

FIS International Ski Federation
Int. Intermediate
NOC National Olympic Committee



START LIST / LISTE DE DÉPART

WOMEN'S PARALLEL GIANT SLALOM ELIMINATION SLALOM GÉANT PARALLÈLE DAMES, ÉLIMINATOIRES

PARK CITY MOUNTAIN RESORT FRI 15 FEB 2002 / VEN 15 FEV 2002 START TIME / DEBUT 10:00

Jury			Technical Data	
FIS Technical Delegate:	MALSINER Markus	ITA	Course Name:	C.B.'s Run
Chief of Competition:	CLIFFORD Jim	USA	Start:	2300 m
Referee:	MARTIN Ted	FIS	Finish:	2120 m
FIS Co-ordinator:	WAGNER Chris	FIS	Vertical Drop:	180 m
Assistant Technical Delegate:	KROGOLL Peter	GER	Length:	549 m
Start Referee:	TAYLOR Gary	USA	Homologation:	4235/108/94
Finish Referee:	WINTERS Tom	USA		
Final				
Course Setter:	PERRIER-MICHON Xavier	FRA		
Number of Gates:	27			
Forerunners:	V1 -	BASSETT Rebecca	USA	
	V2 -	HAMOR Sarah Jane	USA	
	V3 -	MacDONALD Jenni	USA	
	V4 -	GORGONE Michelle	USA	
Start Time:	10:00			
Penalty Time:	2.07 sec.			

Heat	Bib	FIS Code	Name	NOC	QTime
1	17	1109389	KIRCHGASSER Maria	AUT	41.44
1	28	1130826	IIDA Ran	JPN	43.06
2	20	1002980	MAIR UNTER DER EGGEN Dagmar	ITA	42.32
2	22	1217350	MARCZULAJTIS Jagna	POL	42.39
3	10	1403105	POMAGALSKI Julie	FRA	42.25
3	1	1019761	POSCH Marion	ITA	42.59
4	6	1236556	BLANC Isabelle	FRA	42.20
4	16	1275841	von SIEBENTHAL Steffi	SUI	42.68
5	9	1042556	TRETTEL Lidia	ITA	41.94
5	23	1349561	SEDOVA Jana	SVK	42.92
6	27	1484391	DAL BALCON Isabella	ITA	42.26
6	24	1247129	HIMMLER Katharina	GER	42.54
7	15	1245577	KOSGLOW Lisa	USA	42.30
7	3	1225013	WINDAHL Aasa	SWE	42.41
8	4	1005308	RUBY Karine	FRA	41.45
8	26	1203867	TIKHVINSKAYA Maria	RUS	42.97

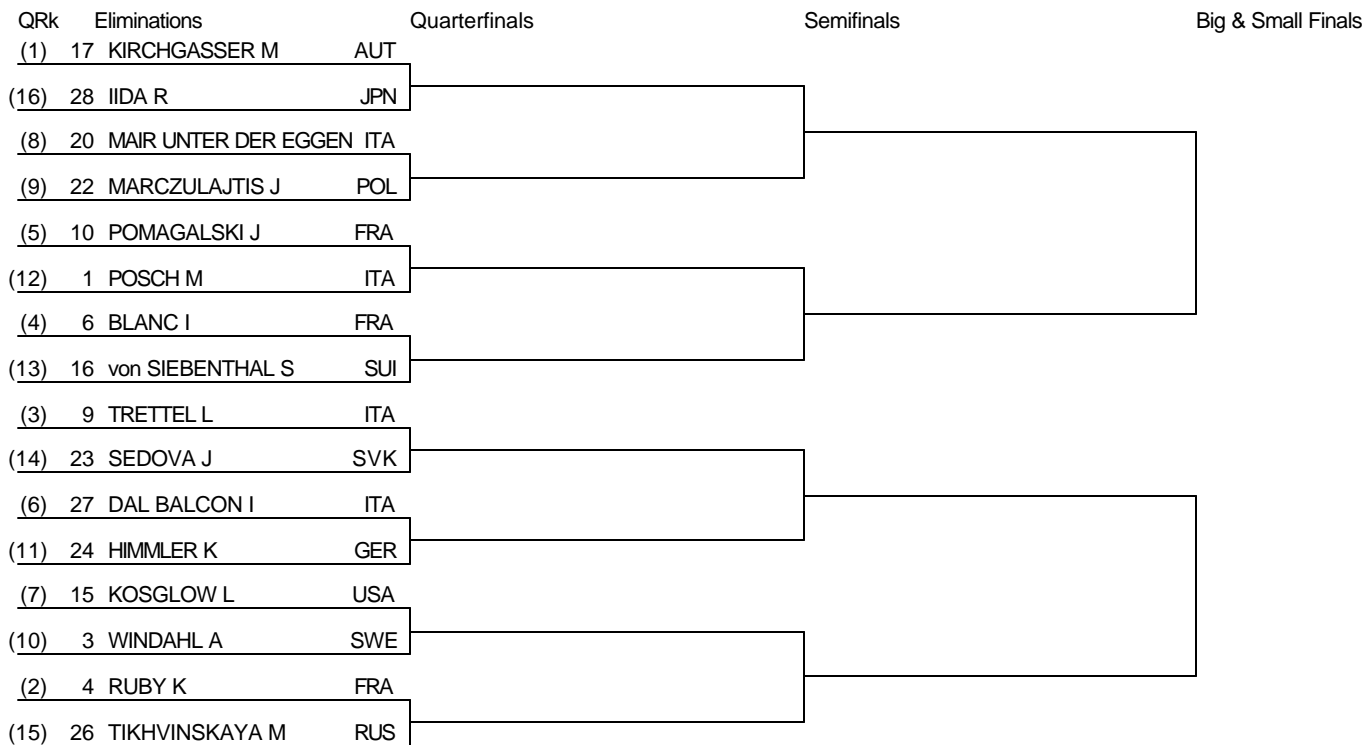
LEGEND

FIS International Ski Federation
NOC National Olympic Committee
QTime Qualification Time



START LIST BRACKET / TABLEAU DE DÉPART
WOMEN'S PARALLEL GIANT SLALOM ELIMINATION
SLALOM GÉANT PARALLÈLE DAMES, ÉLIMINATOIRES

PARK CITY MOUNTAIN RESORT FRI 15 FEB 2002 / VEN 15 FEV 2002 START TIME / DEBUT 10:00



QRk - Rank from Qualification run

Penalty Time:2.07 sec.



RESULTS / RÉSULTATS
WOMEN'S PARALLEL GIANT SLALOM RESULTS
SLALOM GÉANT PARALLÈLE DAMES, RÉSULTATS

PARK CITY MOUNTAIN RESORT FRI 15 FEB 2002 / VEN 15 FEV 2002 START TIME / DEBUT 10:00

Jury			Technical Data		
FIS Technical Delegate:	MALSINER Markus	ITA	Course Name:	C.B.'s Run	
Chief of Competition:	CLIFFORD Jim	USA	Start:	2300 m	
Referee:	MARTIN Ted	FIS	Finish:	2120 m	
FIS Co-ordinator:	WAGNER Chris	FIS	Vertical Drop:	180 m	
Assistant Technical Delegate:	KROGOLL Peter	GER	Length:	549 m	
Start Referee:	TAYLOR Gary	USA	Homologation:	4235/108/94	
Finish Referee:	WINTERS Tom	USA			
Qualification			Final		
Course Setter:	PERRIER-MICHON Xavier	FRA	Course Setter:	PERRIER-MICHON Xavier	FRA
Number of Gates:	27		Number of Gates:	27	
Forerunners: V1 -	BASSETT Rebecca	USA	Forerunners: V1 -	BASSETT Rebecca	USA
V2 -	HAMOR Sarah Jane	USA	V2 -	HAMOR Sarah Jane	USA
V3 -	MacDONALD Jenni	USA	V3 -	MacDONALD Jenni	USA
V4 -	GORGONE Michelle	USA	V4 -	GORGONE Michelle	USA
Start Time:	10:00		Start Time:	10:00	
			Penalty Time:	2.07 sec.	
Weather: Clear	Snow Temp: -10°C/14°F		Temp at Start: -4°C/24°F	Temp at Finish: -7°C/20°F	

Rank	Bib	FIS Code	Name	NOC	QTime	Points
1	6	1236556	BLANC Isabelle	FRA		1000
2	4	1005308	RUBY Karine	FRA		800
3	9	1042556	TRETTEL Lidia	ITA		600
4	22	1217350	MARCZULAJTIS Jagna	POL		500
AFTER QUARTERFINALS						
5	17	1109389	KIRCHGASSER Maria	AUT	41.44	450
6	10	1403105	POMAGALSKI Julie	FRA	42.25	400
7	27	1484391	DAL BALCON Isabella	ITA	42.26	360
8	15	1245577	KOSGLOW Lisa	USA	42.30	320
AFTER ELIMINATIONS						
9	20	1002980	MAIR UNTER DER EGGEN Dagmar	ITA	42.32	290
10	3	1225013	WINDAHL Aasa	SWE	42.41	260
11	24	1247129	HIMMLER Katharina	GER	42.54	240
12	1	1019761	POSCH Marion	ITA	42.59	220
13	16	1275841	von SIEBENTHAL Steffi	SUI	42.68	200
14	23	1349561	SEDOVA Jana	SVK	42.92	180
15	26	1203867	TIKHVINSKAYA Maria	RUS	42.97	160
16	28	1130826	IIDA Ran	JPN	43.06	150
NOT QUALIFIED TO FINAL						
17	19	1006957	VAN ERT Sondra	USA	43.15	140
18	14	1225110	FISCHER Sara	SWE	43.21	130
19	30	1519996	LIVERS Nadia	SUI	43.27	120
20	12	1519992	MEULI Daniela	SUI	43.46	110
21	11	1004629	RENOTH Heidi Maria	GER	43.54	100



RESULTS / RÉSULTATS
WOMEN'S PARALLEL GIANT SLALOM RESULTS
SLALOM GÉANT PARALLÈLE DAMES, RÉSULTATS

PARK CITY MOUNTAIN RESORT FRI 15 FEB 2002 / VEN 15 FEV 2002 START TIME / DEBUT 10:00

Rank	Bib	FIS Code	Name	NOC	QTime	Points
22	29	1543464	TAKEUCHI Tomoka	JPN	43.76	90
23	5	1004823	RIEGLER Manuela	AUT	44.04	80
24	8	1102308	SAUERBREIJ Nicolien	NED	44.71	70
25	21	1403202	VALDENAIRE Florine	FRA	44.96	60
26	13	1238787	FLETCHER Rosey	USA	45.11	50
27	25	1308530	ODYNSKI Lisa	USA	45.47	45
28	18	1004920	RIEGLER Claudia	AUT	51.87	40

DID NOT FINISH IN QUALIFICATION RUN: 2 COMPETITORS

2	1547635	GUENTHER Doris	AUT
7	1519995	MEISSER Milena	SUI

Checked by Technical Delegate: MALSINER Markus (ITA)

LEGEND

DNF Did Not Finish
DNS Did Not Start
DSQ Disqualified
NOC National Olympic Committee



RESULTS BRACKET / TABLEAU DE PROGRESSION

WOMEN'S PARALLEL GIANT SLALOM FINAL
SLALOM GÉANT PARALLÈLE DAMES, FINALE

PARK CITY MOUNTAIN RESORT FRI 15 FEB 2002 / VEN 15 FEV 2002 START TIME / DEBUT 10:00

After Big and Small Finals

QRk	Eliminations	Quarterfinals	Semifinals	Big & Small Finals
(1)	17 KIRCHGASSER M AUT	17 KIRCHGASSER M AUT		
(16)	28 IIDA R JPN	(-0.50) (DSQ)	22 MARCZULAJTIS J POL	
(8)	20 MAIR UNTER DER EGGEN ITA	22 MARCZULAJTIS J POL	(+2.07) (DSQ)	
(9)	22 MARCZULAJTIS J POL	(-0.62) (+0.01) -0.61		6 BLANC I (-0.03) (DSQ)
(5)	10 POMAGALSKI J FRA	10 POMAGALSKI J FRA		
(12)	1 POSCH M ITA	(-2.07) (+0.94) -1.13	6 BLANC I FRA	
(4)	6 BLANC I FRA	6 BLANC I FRA	(0.00) (-2.07) -2.07	
(13)	16 von SIEBENTHAL S SUI	(+0.13) (-2.07) -1.94		
(3)	9 TRETTEL L ITA	9 TRETTEL L ITA		
(14)	23 SEDOVA J SVK	(-2.07) (-0.04) -2.11	9 TRETTEL L ITA	
(6)	27 DAL BALCON I ITA	27 DAL BALCON I ITA	(-1.52) (-2.07) -3.59	
(11)	24 HIMMLER K GER	(-0.29) (+0.06) -0.23		4 RUBY K (-2.07) (+1.92) -0.15
(7)	15 KOSGLOW L USA	15 KOSGLOW L USA		
(10)	3 WINDAHL A SWE	(-2.07) (+0.75) -1.32	4 RUBY K FRA	
(2)	4 RUBY K FRA	4 RUBY K FRA	(-0.63) (-2.07) -2.70	22 MARCZULAJTIS J
(15)	26 TIKHVINSKAYA M RUS	(-2.07) (-0.82) -2.89		
				9 TRETTEL L

LEGEND
 (*) Tie broken by winning 2nd run
 (x.xx) - Tie broken by winning run-off
 QRk - Rank from Qualification run

Penalty Time:2.07 sec.



START LIST / LISTE DE DÉPART
MEN'S PARALLEL GIANT SLALOM QUALIFICATION
SLALOM GÉANT PARALLÈLE HOMMES, QUALIFICATIONS

PARK CITY MOUNTAIN RESORT THU 14 FEB 2002 / JEU 14 FEV 2002 START TIME / DEBUT 13:00

Jury			Technical Data	
FIS Technical Delegate:	MALSINER Markus	ITA	Course Name:	C.B.'s Run
Chief of Competition:	CLIFFORD Jim	USA	Start:	2300 m
Referee:	MARTIN Ted	FIS	Finish:	2120 m
FIS Co-ordinator:	WAGNER Chris	FIS	Vertical Drop:	180 m
Assistant Technical Delegate:	KROGOLL Peter	GER	Length:	549 m
Start Referee:	TAYLOR Gary	USA	Homologation:	4235/108/94
Finish Referee:	WINTERS Tom	USA		
Qualification				
Course Setter:	PERRIER-MICHON Xavier	FRA		
Number of Gates:	27			
Forerunners:	V1 - GOTO Justin	USA		
	V2 - RATCLIFFE Darren	USA		
	V3 - KAY Zachary	USA		
	V4 - WATANABE Graham	USA		
Start Time:	13:00			

Start No.	Bib	FIS Code	Name	NOC		
1	1	1239175	KLUG Chris	USA
2	2	1202606	KOSIR Dejan	SLO
3	3	1225498	COPP Stephen	SWE
4	4	1237235	BOZZETTO Mathieu	FRA
5	5	1225304	BIVESON Daniel	SWE
6	6	1225692	RICHARDSSON Richard	SWE
7	7	1477504	MAIER Alexander	AUT
8	8	1237138	SEGURA Christophe	FRA
9	9	1294853	KRASSNIG Dieter	AUT
10	10	1273901	JAQUET Gilles	SUI
11	11	1115791	FEICHTER Walter	ITA
12	12	1311828	GRABNER Siegfried	AUT
13	13	1209202	ANDERSON Jasey Jay	CAN
14	14	1237429	HUET Nicolas	FRA
15	15	1118507	EBNER Markus	GER
16	16	1002398	KALTSCHUETZ Stefan	AUT
17	17	1000458	BEHOUNEK Mathias	GER
18	18	1273998	KESTENHOLZ Ueli	SUI
19	19	1426773	SALVATI Simone	ITA
20	20	1394181	SCHOCH Simon	SUI
21	21	1039646	GREENWOOD Jeff	USA
22	22	1211336	FAWCETT Mark	CAN
23	23	1320267	WEDDING Ryan	CAN
24	24	1225595	ASPMAN Jonas	SWE
25	25	1194167	KNAFELJ Tomaz	SLO
26	26	1318036	SYLVESTRE Jerome	CAN
27	27	1040519	THORNDIKE Peter	USA
28	28	1084557	COSNIER Charlie	FRA



START LIST / LISTE DE DÉPART

MEN'S PARALLEL GIANT SLALOM QUALIFICATION SLALOM GÉANT PARALLÈLE HOMMES, QUALIFICATIONS

PARK CITY MOUNTAIN RESORT THU 14 FEB 2002 / JEU 14 FEV 2002 START TIME / DEBUT 13:00

Start No.	Bib	FIS Code	Name	NOC		
29	29	1394278	SCHOCH Philipp	SUI
30	30	1176998	STEGGALL Zeke	AUS
31	31	1010546	NIEDERSTATTER Kurt	ITA
32	32	1163127	FISCHNALLER Roland	ITA

LEGEND

FIS International Ski Federation
NOC National Olympic Committee
Start No. Start Number



RESULTS / RÉSULTATS

MEN'S PARALLEL GIANT SLALOM QUALIFICATION SLALOM GÉANT PARALLÈLE HOMMES, QUALIFICATIONS

PARK CITY MOUNTAIN RESORT THU 14 FEB 2002 / JEU 14 FEV 2002 START TIME / DEBUT 13:00

Jury			Technical Data		
FIS Technical Delegate:	MALSINER Markus	ITA	Course Name:	C.B.'s Run	
Chief of Competition:	CLIFFORD Jim	USA	Start:	2300 m	
Referee:	MARTIN Ted	FIS	Finish:	2120 m	
FIS Co-ordinator:	WAGNER Chris	FIS	Vertical Drop:	180 m	
Assistant Technical Delegate:	KROGOLL Peter	GER	Length:	549 m	
Start Referee:	TAYLOR Gary	USA	Homologation:	4235/108/94	
Finish Referee:	WINTERS Tom	USA			
Qualification					
Course Setter:	PERRIER-MICHON Xavier	FRA			
Number of Gates:	27				
Forerunners: V1 -	GOTO Justin	USA			
V2 -	RATCLIFFE Darren	USA			
V3 -	KAY Zachary	USA			
V4 -	WATANABE Graham	USA			
Start Time:	13:00				
Weather: Partly cloudy	Snow Temp: -7°C/19°F	Temp at Start: -6°C/22°F	Temp at Finish: -3°C/26°F		

Rank	Bib	FIS Code	Name	NOC	Int.Time	Rank	Time	Difference	Run off
1	10	1273901	JAQUET Gilles	SUI	15.88	(1)	35.69	0.00	Q
2	7	1477504	MAIER Alexander	AUT	16.60	(5)	36.28	0.59	Q
3	5	1225304	BIVESON Daniel	SWE	16.47	(3)	36.42	0.73	Q
4	6	1225692	RICHARDSSON Richard	SWE	16.85	(13)	36.58	0.89	Q
5	2	1202606	KOSIR Dejan	SLO	16.84	(12)	36.71	1.02	Q
6	26	1318036	SYLVESTRE Jerome	CAN	16.08	(2)	36.86	1.17	Q
7	4	1237235	BOZZETTO Mathieu	FRA	16.61	(7)	36.90	1.21	Q
8	12	1311828	GRABNER Siegfried	AUT	16.60	(5)	36.94	1.25	Q
9	16	1002398	KALTSCHUETZ Stefan	AUT	16.64	(8)	36.97	1.28	Q
10	9	1294853	KRASSNIG Dieter	AUT	16.50	(4)	37.02	1.33	Q
11	1	1239175	KLUG Chris	USA	17.24	(20)	37.17	1.48	Q
12	3	1225498	COPP Stephen	SWE	17.06	(16)	37.22	1.53	Q
13	17	1000458	BEHOUNEK Mathias	GER	16.72	(9)	37.31	1.62	Q
14	11	1115791	FEICHTER Walter	ITA	17.10	(17)	37.33	1.64	Q
15	29	1394278	SCHOCH Philipp	SUI	16.72	(9)	37.34	1.65	Q
16	14	1237429	HUET Nicolas	FRA	16.83	(11)	37.49	1.80	Q
17	22	1211336	FAWCETT Mark	CAN	16.94	(14)	37.53	1.84	
18	15	1118507	EBNER Markus	GER	16.98	(15)	37.64	1.95	
19	32	1163127	FISCHNALLER Roland	ITA	17.15	(19)	37.70	2.01	
20	21	1039646	GREENWOOD Jeff	USA	17.37	(23)	37.84	2.15	
21	8	1237138	SEGURA Christophe	FRA	17.28	(21)	38.06	2.37	
22	31	1010546	NIEDERSTATTER Kurt	ITA	17.10	(17)	38.22	2.53	
23	28	1084557	COSNIER Charlie	FRA	17.43	(24)	38.41	2.72	
24	23	1320267	WEDDING Ryan	CAN	17.64	(26)	38.61	2.92	
25	20	1394181	SCHOCH Simon	SUI	17.49	(25)	38.63	2.94	
26	30	1176998	STEGGALL Zeke	AUS	17.30	(22)	38.69	3.00	
27	27	1040519	THORNDIKE Peter	USA	18.02	(28)	38.85	3.16	



RESULTS / RÉSULTATS

MEN'S PARALLEL GIANT SLALOM QUALIFICATION SLALOM GÉANT PARALLÈLE HOMMES, QUALIFICATIONS

PARK CITY MOUNTAIN RESORT THU 14 FEB 2002 / JEU 14 FEV 2002 START TIME / DEBUT 13:00

Rank	Bib	FIS Code	Name	NOC	Int.Time	Rank	Time	Difference	Run off
28	24	1225595	ASPMAN Jonas	SWE	18.30	(29)	38.88	3.19	
29	13	1209202	ANDERSON Jasey Jay	CAN	17.72	(27)	39.09	3.40	

DID NOT FINISH: 2 COMPETITORS

18	1273998	KESTENHOLZ Ueli	SUI
25	1194167	KNAFELJ Tomaz	SLO

DISQUALIFIED: 1 COMPETITOR

19	1426773	SALVATI Simone	ITA	Gate: 21
----	---------	----------------	-----	----------

Checked by Technical Delegate: MALSINER Markus (ITA)

LEGEND

FIS	International Ski Federation
Int.	Intermediate
NOC	National Olympic Committee



START LIST / LISTE DE DÉPART
MEN'S PARALLEL GIANT SLALOM ELIMINATION
SLALOM GÉANT PARALLÈLE HOMMES, ÉLIMINATOIRES

PARK CITY MOUNTAIN RESORT FRI 15 FEB 2002 / VEN 15 FEV 2002 START TIME / DEBUT 10:00

Jury			Technical Data	
FIS Technical Delegate:	MALSINER Markus	ITA	Course Name:	C.B.'s Run
Chief of Competition:	CLIFFORD Jim	USA	Start:	2300 m
Referee:	MARTIN Ted	FIS	Finish:	2120 m
FIS Co-ordinator:	WAGNER Chris	FIS	Vertical Drop:	180 m
Assistant Technical Delegate:	KROGOLL Peter	GER	Length:	549 m
Start Referee:	TAYLOR Gary	USA	Homologation:	4235/108/94
Finish Referee:	WINTERS Tom	USA		
Final				
Course Setter:	PERRIER-MICHON Xavier	FRA		
Number of Gates:	27			
Forerunners:	V1 -	GOTO Justin	USA	
	V2 -	RATCLIFFE Darren	USA	
	V3 -	KAY Zachary	USA	
	V4 -	WATANABE Graham	USA	
Start Time:	10:00			
Penalty Time:	1.78 sec.			

Heat	Bib	FIS Code	Name	NOC	QTime
1	10	1273901	JAQUET Gilles	SUI	35.69
1	14	1237429	HUET Nicolas	FRA	37.49
2	12	1311828	GRABNER Siegfried	AUT	36.94
2	16	1002398	KALTSCHUETZ Stefan	AUT	36.97
3	2	1202606	KOSIR Dejan	SLO	36.71
3	3	1225498	COPP Stephen	SWE	37.22
4	6	1225692	RICHARDSSON Richard	SWE	36.58
4	17	1000458	BEHOUNEK Mathias	GER	37.31
5	5	1225304	BIVESON Daniel	SWE	36.42
5	11	1115791	FEICHTER Walter	ITA	37.33
6	26	1318036	SYLVESTRE Jerome	CAN	36.86
6	1	1239175	KLUG Chris	USA	37.17
7	4	1237235	BOZZETTO Mathieu	FRA	36.90
7	9	1294853	KRASSNIG Dieter	AUT	37.02
8	7	1477504	MAIER Alexander	AUT	36.28
8	29	1394278	SCHOCH Philipp	SUI	37.34

LEGEND

FIS International Ski Federation
NOC National Olympic Committee
QTime Qualification Time



START LIST BRACKET / TABLEAU DE DÉPART
MEN'S PARALLEL GIANT SLALOM ELIMINATION
SLALOM GÉANT PARALLÈLE HOMMES, ÉLIMINATOIRES

PARK CITY MOUNTAIN RESORT FRI 15 FEB 2002 / VEN 15 FEV 2002 START TIME / DEBUT 10:00

QRk	Eliminations	Quarterfinals	Semifinals	Big & Small Finals
(1)	10 JAQUET G SUI			
(16)	14 HUET N FRA	[]	[]	[]
(8)	12 GRABNER S AUT			
(9)	16 KALTSCHUETZ S AUT			
(5)	2 KOSIR D SLO			
(12)	3 COPP S SWE	[]		
(4)	6 RICHARDSSON R SWE			
(13)	17 BEHOUNEK M GER			
(3)	5 BIVESON D SWE			
(14)	11 FEICHTER W ITA	[]	[]	
(6)	26 SYLVESTRE J CAN			
(11)	1 KLUG C USA			
(7)	4 BOZZETTO M FRA			
(10)	9 KRASSNIG D AUT	[]		
(2)	7 MAIER A AUT			
(15)	29 SCHOCH P SUI			

QRk - Rank from Qualification run

Penalty Time:1.78 sec.



RESULTS / RÉSULTATS

MEN'S PARALLEL GIANT SLALOM RESULTS SLALOM GÉANT PARALLÈLE HOMMES, RÉSULTATS

PARK CITY MOUNTAIN RESORT FRI 15 FEB 2002 / VEN 15 FEV 2002 START TIME / DEBUT 10:00

Jury			Technical Data		
FIS Technical Delegate:	MALSINER Markus	ITA	Course Name:	C.B.'s Run	
Chief of Competition:	CLIFFORD Jim	USA	Start:	2300 m	
Referee:	MARTIN Ted	FIS	Finish:	2120 m	
FIS Co-ordinator:	WAGNER Chris	FIS	Vertical Drop:	180 m	
Assistant Technical Delegate:	KROGOLL Peter	GER	Length:	549 m	
Start Referee:	TAYLOR Gary	USA	Homologation:	4235/108/94	
Finish Referee:	WINTERS Tom	USA			
Qualification			Final		
Course Setter:	PERRIER-MICHON Xavier	FRA	Course Setter:	PERRIER-MICHON Xavier	FRA
Number of Gates:	27		Number of Gates:	27	
Forerunners: V1 -	GOTO Justin	USA	Forerunners: V1 -	GOTO Justin	USA
V2 -	RATCLIFFE Darren	USA	V2 -	RATCLIFFE Darren	USA
V3 -	KAY Zachary	USA	V3 -	KAY Zachary	USA
V4 -	WATANABE Graham	USA	V4 -	WATANABE Graham	USA
Start Time:	13:00		Start Time:	10:00	
			Penalty Time:	1.78 sec.	
Weather: Clear	Snow Temp: -10°C/14°F		Temp at Start: -4°C/24°F	Temp at Finish: -7°C/20°F	

Rank	Bib	FIS Code	Name	NOC	QTime	Points
1	29	1394278	SCHOCH Philipp	SUI		1000
2	6	1225692	RICHARDSSON Richard	SWE		800
3	1	1239175	KLUG Chris	USA		600
4	14	1237429	HUET Nicolas	FRA		500
AFTER QUARTERFINALS						
5	2	1202606	KOSIR Dejan	SLO	36.71	450
6	4	1237235	BOZZETTO Mathieu	FRA	36.90	400
7	12	1311828	GRABNER Siegfried	AUT	36.94	360
8	11	1115791	FEICHTER Walter	ITA	37.33	320
AFTER ELIMINATIONS						
9	10	1273901	JAQUET Gilles	SUI	35.69	290
10	7	1477504	MAIER Alexander	AUT	36.28	260
11	5	1225304	BIVESON Daniel	SWE	36.42	240
12	26	1318036	SYLVESTRE Jerome	CAN	36.86	220
13	16	1002398	KALTSCHUETZ Stefan	AUT	36.97	200
14	9	1294853	KRASSNIG Dieter	AUT	37.02	180
15	3	1225498	COPP Stephen	SWE	37.22	160
16	17	1000458	BEHOUNEK Mathias	GER	37.31	150
NOT QUALIFIED TO FINAL						
17	22	1211336	FAWCETT Mark	CAN	37.53	140
18	15	1118507	EBNER Markus	GER	37.64	130
19	32	1163127	FISCHNALLER Roland	ITA	37.70	120
20	21	1039646	GREENWOOD Jeff	USA	37.84	110
21	8	1237138	SEGURA Christophe	FRA	38.06	100



RESULTS / RÉSULTATS

MEN'S PARALLEL GIANT SLALOM RESULTS SLALOM GÉANT PARALLÈLE HOMMES, RÉSULTATS

PARK CITY MOUNTAIN RESORT FRI 15 FEB 2002 / VEN 15 FEV 2002 START TIME / DEBUT 10:00

Rank	Bib	FIS Code	Name	NOC	QTime	Points
22	31	1010546	NIEDERSTATTER Kurt	ITA	38.22	90
23	28	1084557	COSNIER Charlie	FRA	38.41	80
24	23	1320267	WEDDING Ryan	CAN	38.61	70
25	20	1394181	SCHOCH Simon	SUI	38.63	60
26	30	1176998	STEGGALL Zeke	AUS	38.69	50
27	27	1040519	THORNDIKE Peter	USA	38.85	45
28	24	1225595	ASPMAN Jonas	SWE	38.88	40
29	13	1209202	ANDERSON Jasey Jay	CAN	39.09	36

DID NOT FINISH IN QUALIFICATION RUN: 2 COMPETITORS

18	1273998	KESTENHOLZ Ueli	SUI
25	1194167	KNAFELJ Tomaz	SLO

DISQUALIFIED IN QUALIFICATION RUN: 1 COMPETITOR

19	1426773	SALVATI Simone	ITA	Gate: 21
----	---------	----------------	-----	----------

Checked by Technical Delegate: MALSINER Markus (ITA)

LEGEND

DNF	Did Not Finish
DNS	Did Not Start
DSQ	Disqualified
NOC	National Olympic Committee



RESULTS BRACKET / TABLEAU DE PROGRESSION

MEN'S PARALLEL GIANT SLALOM FINAL SLALOM GÉANT PARALLÈLE HOMMES, FINALE

PARK CITY MOUNTAIN RESORT FRI 15 FEB 2002 / VEN 15 FEV 2002 START TIME / DEBUT 10:00

After Big and Small Finals

QRk	Eliminations	Quarterfinals	Semifinals	Big & Small Finals
(1) 10	JAQUET G SUI	14 HUET N FRA	14 HUET N FRA	6 RICHARDSSON R SWE (-1.78) (DSQ)
(16) 14	HUET N FRA	(-1.78) (DSQ)	(-1.38) (DSQ)	
(8) 12	GRABNER S AUT	12 GRABNER S AUT	6 RICHARDSSON R SWE	
(9) 16	KALTSCHUETZ S AUT	(-1.78) (+0.21) -1.57	(-0.72) (-1.73) -2.45	
(5) 2	KOSIR D SLO	2 KOSIR D SLO		
(12) 3	COPP S SWE	(-1.78) (-0.34) -2.12		
(4) 6	RICHARDSSON R SWE	6 RICHARDSSON R SWE		
(13) 17	BEHOUNEK M GER	(-1.78) (+0.54) -1.24		
(3) 5	BIVESON D SWE			
(14) 11	FEICHTER W ITA	11 FEICHTER W ITA	1 KLUG C USA	
(6) 26	SYLVESTRE J CAN	(+1.78) (-1.78) 0.00 (*)	(+0.75) (-1.78) -1.03	
(11) 1	KLUG C USA	1 KLUG C USA		
(7) 4	BOZZETTO M FRA	(-0.31) (+0.26) -0.05		
(10) 9	KRASSNIG D AUT	4 BOZZETTO M FRA	29 SCHOCH P SUI	
(2) 7	MAIER A AUT	(-0.46) (-1.78) -2.24	(-1.78) (DSQ)	
(15) 29	SCHOCH P SUI	29 SCHOCH P SUI		
		(-1.78) (DSQ)		

LEGEND
 (*) Tie broken by winning 2nd run
 (x.xx) - Tie broken by winning run-off
 QRk - Rank from Qualification run

Penalty Time: 1.78 sec.



START LIST / LISTE DE DÉPART

**WOMEN'S HALFPIPE QUALIFICATION RUN 1
HALFPIPE DAMES, QUALIFICATIONS, 1ÈRE MANCHE**

PARK CITY MOUNTAIN RESORT SUN 10 FEB 2002 / DIM 10 FEV 2002 START TIME / DEBUT 10:00

Jury			Technical Data	
FIS Technical Delegate:	KROGOLL Peter	GER	Course Name:	C.B.'s Run
Chief of Pipe:	NY David	FIS	Length:	155 m
Head Judge:	SUNDEQUIST Ola	SWE	Width from Wall to Wall:	16.5 m
FIS Co-ordinator:	WAGNER Chris	FIS	Inclination:	16 °
FIS Race Director:	MARTIN Ted	FIS	Inner Height of Walls:	4.9 m
			Roll Out Deck Width:	7 m
Assistant Technical Delegate:	MALSINER Markus	ITA	Drop In:	25 m
Assist Head Judge:	WEBSTER Ste'en	NZL		
Score Verifier:	MORAN CALVO Diego	ESP	Forerunners: V1 - TETER Hannah	USA
Judge 1 Standards:	GIRAUD Matthieu	FRA	V2 - WHALLEY Lauren	USA
Judge 2 Rotations:	GARDNER Jeremy	USA	V3 - MACKENZIE Avery	USA
Judge 3 Amplitude:	YOKOYAMA Kyoji	JPN	V4 - JACOBELLIS Lindsey	USA
Judge 4 Overall #1:	SUNDGREN Joakim	SWE		
Judge 5 Overall #2:	BROWN Steve	AUS		
Start Time:	10:00			

Start No.	Bib	FIS Code	Name	NOC	J1	J2	J3	J4	J5	Total
1	1	1283407	WEHR-HASLER Sabine	GER						
2	2	1282728	THOST Nicola	GER						
3	3	1244898	VIDAL Doriane	FRA						
4	4	1232773	MIYAKE Yoko	JPN						
5	5	1182430	McKENNA Lesley	GBR						
6	6	1575377	REUTELER Fabienne	SUI						
7	7	1532503	HASHIMOTO Michiyo	JPN						
8	8	1310373	PEDERZOLLI Nici	AUT						
9	9	1208426	ZUREK Natasza	CAN						
10	10	1470811	CLARK Kelly	USA						
11	11	1575474	BUAAS OE Kjersti	NOR						
12	12	1047309	PESCOSTA Alessandra	ITA						
13	13	1193391	HELLMAN Anna	SWE						
14	14	1065060	YOSHIKAWA Yuri	JPN						
15	15	1279818	KJELDAAS Stine Brun	NOR						
16	16	1373423	JONSSON Janet	SWE						
17	17	1257120	DUNN-DOWNING Shannon	USA						
18	18	1257217	BYRNES Tricia	USA						
19	19	1294368	MORI Nagako	JPN						
20	20	1605835	GRONHOLM Sari	FIN						
21	21	1429975	WIJK Lisa Therese	NOR						
22	22	1609424	RAUTAVA Kirsi	FIN						
23	23	1278072	HESSO Minna	FIN						

LEGEND

J1...J2 Judge 1...Judge 2 etc.

NOC National Olympic Committee



RESULTS / RÉSULTATS

WOMEN'S HALFPIPE QUALIFICATION RUN 1 HALFPIPE DAMES, QUALIFICATIONS, 1ÈRE MANCHE

PARK CITY MOUNTAIN RESORT SUN 10 FEB 2002 / DIM 10 FEV 2002 START TIME / DEBUT 10:00

Jury			Technical Data	
FIS Technical Delegate:	KROGOLL Peter	GER	Course Name:	C.B.'s Run
Chief of Pipe:	NY David	FIS	Length:	155 m
Head Judge:	SUNDEQUIST Ola	SWE	Width from Wall to Wall:	16.5 m
FIS Co-ordinator:	WAGNER Chris	FIS	Inclination:	16 °
FIS Race Director:	MARTIN Ted	FIS	Inner Height of Walls:	4.9 m
Assistant Technical Delegate:	MALSINER Markus	ITA	Roll Out Deck Width:	7 m
Assist Head Judge:	WEBSTER Ste'en	NZL	Drop In:	25 m
Score Verifier:	MORAN CALVO Diego	ESP	Forerunners:	V1 - TETER Hannah USA
Judge 1 Standards:	GIRAUD Matthieu	FRA		V2 - WHALLEY Lauren USA
Judge 2 Rotations:	GARDNER Jeremy	USA		V3 - MACKENZIE Avery USA
Judge 3 Amplitude:	YOKOYAMA Kyoji	JPN		V4 - JACOBELLIS Lindsey USA
Judge 4 Overall #1:	SUNDGREN Joakim	SWE		
Judge 5 Overall #2:	BROWN Steve	AUS		
Start Time:	10:00			
Weather: Clear	Snow Temp: -16°C/3°F		Temp at Start: -8°C/18°F	Temp at Finish: -8°C/18°F

QUALIFIED TO THE FINAL					1st Run					
Rank	Bib	FIS Code	Name	NOC	J1	J2	J3	J4	J5	Score
1	10	1470811	CLARK Kelly	USA	8.6	7.7	6.8	9.5	9.5	42.1
2	11	1575474	BUAAS OE Kjersti	NOR	8.3	7.3	6.6	8.3	8.2	38.7
3	3	1244898	VIDAL Doriane	FRA	7.2	7.1	6.6	8.7	8.7	38.3
4	2	1282728	THOST Nicola	GER	7.8	6.4	4.5	7.8	7.8	34.3
5	8	1310373	PEDERZOLLI Nici	AUT	6.7	8.1	4.8	7.2	7.3	34.1
6	21	1429975	WIIK Lisa Therese	NOR	6.8	8.0	3.5	7.3	7.5	33.1

QUALIFIED FOR 2ND RUN OF QUALIFICATION					1st Run					
Rank	Bib	FIS Code	Name	NOC	J1	J2	J3	J4	J5	Score
7	6	1575377	REUTELER Fabienne	SUI	6.4	7.6	4.5	6.7	6.8	32.0
8	17	1257120	DUNN-DOWNING Shannon	USA	4.6	8.5	4.2	7.0	7.0	31.3
9	18	1257217	BYRNES Tricia	USA	6.9	6.4	4.3	6.6	6.6	30.8
10	9	1208426	ZUREK Natasza	CAN	5.0	7.8	4.2	6.5	6.5	30.0
11	15	1279818	KJELDAAS Stine Brun	NOR	4.5	6.6	3.0	6.3	6.7	27.1
12	7	1532503	HASHIMOTO Michiyo	JPN	5.6	4.8	5.2	5.5	5.9	27.0
13	23	1278072	HESSO Minna	FIN	7.0	6.0	3.7	4.3	4.4	25.4
14	4	1232773	MIYAKE Yoko	JPN	4.7	6.2	4.9	4.2	4.5	24.5
15	20	1605835	GRONHOLM Sari	FIN	4.8	6.2	3.2	5.1	5.0	24.3
16	22	1609424	RAUTAVA Kirsi	FIN	5.0	5.0	2.8	5.3	5.5	23.6
17	1	1283407	WEHR-HASLER Sabine	GER	5.3	5.5	3.5	3.8	4.0	22.1
18	13	1193391	HELLMAN Anna	SWE	4.3	7.0	2.7	2.8	2.8	19.6
19	14	1065060	YOSHIKAWA Yuri	JPN	5.0	3.5	3.5	3.0	2.7	17.7




RESULTS / RÉSULTATS

WOMEN'S HALFPIPE QUALIFICATION RUN 1 HALFPIPE DAMES, QUALIFICATIONS, 1ÈRE MANCHE

PARK CITY MOUNTAIN RESORT SUN 10 FEB 2002 / DIM 10 FEV 2002 START TIME / DEBUT 10:00

QUALIFIED FOR 2ND RUN OF QUALIFICATION					1st Run					
Rank	Bib	FIS Code	Name	NOC	J1	J2	J3	J4	J5	Score
20	12	1047309	PESCOSTA Alessandra	ITA	3.2	4.0	3.9	2.6	3.0	16.7
21	19	1294368	MORI Nagako	JPN	4.2	4.5	2.7	1.5	1.5	14.4
22	16	1373423	JONSSON Janet	SWE	4.7	1.0	3.1	2.2	2.0	13.0
23	5	1182430	McKENNA Lesley	GBR	2.5	1.5	4.2	1.8	2.5	12.5



Checked by Score Verifier: MORAN CALVO Diego (ESP)

LEGEND

FIS International Ski Federation
J1...J2 Judge 1...Judge 2 etc.
NOC National Olympic Committee



START LIST / LISTE DE DÉPART
WOMEN'S HALFPIPE QUALIFICATION RUN 2
HALFPIPE DAMES, QUALIFICATIONS, 2E MANCHE

PARK CITY MOUNTAIN RESORT SUN 10 FEB 2002 / DIM 10 FEV 2002 START TIME / DEBUT 10:00

Jury			Technical Data	
FIS Technical Delegate:	KROGOLL Peter	GER	Course Name:	C.B.'s Run
Chief of Pipe:	NY David	FIS	Length:	155 m
Head Judge:	SUNDEQUIST Ola	SWE	Width from Wall to Wall:	16.5 m
FIS Co-ordinator:	WAGNER Chris	FIS	Inclination:	16 °
FIS Race Director:	MARTIN Ted	FIS	Inner Height of Walls:	4.9 m
Assistant Technical Delegate:	MALSINER Markus	ITA	Roll Out Deck Width:	7 m
Assist Head Judge:	WEBSTER Ste'en	NZL	Drop In:	25 m
Score Verifier:	MORAN CALVO Diego	ESP	Forerunners:	V1 - TETER Hannah USA
Judge 1 Standards:	GIRAUD Matthieu	FRA		V2 - WHALLEY Lauren USA
Judge 2 Rotations:	GARDNER Jeremy	USA		V3 - MACKENZIE Avery USA
Judge 3 Amplitude:	YOKOYAMA Kyoji	JPN		V4 - JACOBELLIS Lindsey USA
Judge 4 Overall #1:	SUNDGREN Joakim	SWE		
Judge 5 Overall #2:	BROWN Steve	AUS		
Start Time:	10:00			

Start No.	Bib	FIS Code	Name	NOC	1st Run					Score	Rank
					J1	J2	J3	J4	J5		
1	5	1182430	McKENNA Lesley	GBR	2.5	1.5	4.2	1.8	2.5	12.5	23
2	16	1373423	JONSSON Janet	SWE	4.7	1.0	3.1	2.2	2.0	13.0	22
3	19	1294368	MORI Nagako	JPN	4.2	4.5	2.7	1.5	1.5	14.4	21
4	12	1047309	PESCOSTA Alessandra	ITA	3.2	4.0	3.9	2.6	3.0	16.7	20
5	14	1065060	YOSHIKAWA Yuri	JPN	5.0	3.5	3.5	3.0	2.7	17.7	19
6	13	1193391	HELLMAN Anna	SWE	4.3	7.0	2.7	2.8	2.8	19.6	18
7	1	1283407	WEHR-HASLER Sabine	GER	5.3	5.5	3.5	3.8	4.0	22.1	17
8	22	1609424	RAUTAVA Kirsi	FIN	5.0	5.0	2.8	5.3	5.5	23.6	16
9	20	1605835	GRONHOLM Sari	FIN	4.8	6.2	3.2	5.1	5.0	24.3	15
10	4	1232773	MIYAKE Yoko	JPN	4.7	6.2	4.9	4.2	4.5	24.5	14
11	23	1278072	HESSO Minna	FIN	7.0	6.0	3.7	4.3	4.4	25.4	13
12	7	1532503	HASHIMOTO Michiyo	JPN	5.6	4.8	5.2	5.5	5.9	27.0	12
13	15	1279818	KJELDAAS Stine Brun	NOR	4.5	6.6	3.0	6.3	6.7	27.1	11
14	9	1208426	ZUREK Natasza	CAN	5.0	7.8	4.2	6.5	6.5	30.0	10
15	18	1257217	BYRNES Tricia	USA	6.9	6.4	4.3	6.6	6.6	30.8	9
16	17	1257120	DUNN-DOWNING Shannon	USA	4.6	8.5	4.2	7.0	7.0	31.3	8
17	6	1575377	REUTELER Fabienne	SUI	6.4	7.6	4.5	6.7	6.8	32.0	7

LEGEND
J1...J2 Judge 1...Judge 2 etc.
NOC National Olympic Committee



RESULTS / RÉSULTATS
WOMEN'S HALFPIPE QUALIFICATION
HALFPIPE DAMES, QUALIFICATIONS

PARK CITY MOUNTAIN RESORT SUN 10 FEB 2002 / DIM 10 FEV 2002 START TIME / DEBUT 10:00

Jury			Technical Data	
FIS Technical Delegate:	KROGOLL Peter	GER	Course Name:	C.B.'s Run
Chief of Pipe:	NY David	FIS	Length:	155 m
Head Judge:	SUNDEQUIST Ola	SWE	Width from Wall to Wall:	16.5 m
FIS Co-ordinator:	WAGNER Chris	FIS	Inclination:	16 °
FIS Race Director:	MARTIN Ted	FIS	Inner Height of Walls:	4.9 m
Assistant Technical Delegate:	MALSINER Markus	ITA	Roll Out Deck Width:	7 m
Assist Head Judge:	WEBSTER Ste'en	NZL	Drop In:	25 m
Score Verifier:	MORAN CALVO Diego	ESP	Forerunners:	V1 - TETER Hannah USA
Judge 1 Standards:	GIRAUD Matthieu	FRA		V2 - WHALLEY Lauren USA
Judge 2 Rotations:	GARDNER Jeremy	USA		V3 - MACKENZIE Avery USA
Judge 3 Amplitude:	YOKOYAMA Kyoji	JPN		V4 - JACOBELLIS Lindsey USA
Judge 4 Overall #1:	SUNDGREN Joakim	SWE		
Judge 5 Overall #2:	BROWN Steve	AUS		
Start Time:	10:00			
Weather: Clear	Snow Temp: -16°C/3°F		Temp at Start: -8°C/18°F	Temp at Finish: -8°C/18°F

RIDERS INTO FINAL FROM 1ST RUN																	
Rank	Bib	FIS Code	Name	NOC	1st RUN					Score	2nd RUN					Score	
					J1	J2	J3	J4	J5		J1	J2	J3	J4	J5		
1	10	1470811	CLARK Kelly	USA	8.6	7.7	6.8	9.5	9.5	42.1							42.1
2	11	1575474	BUAAS OE Kjersti	NOR	8.3	7.3	6.6	8.3	8.2	38.7							38.7
3	3	1244898	VIDAL Doriane	FRA	7.2	7.1	6.6	8.7	8.7	38.3							38.3
4	2	1282728	THOST Nicola	GER	7.8	6.4	4.5	7.8	7.8	34.3							34.3
5	8	1310373	PEDERZOLLI Nici	AUT	6.7	8.1	4.8	7.2	7.3	34.1							34.1
6	21	1429975	WIJK Lisa Therese	NOR	6.8	8.0	3.5	7.3	7.5	33.1							33.1

RIDERS INTO FINAL FROM 2ND RUN																	
Rank	Bib	FIS Code	Name	NOC	1st RUN					Score	2nd RUN					Score	
					J1	J2	J3	J4	J5		J1	J2	J3	J4	J5		
7	6	1575377	REUTELER Fabienne	SUI	6.4	7.6	4.5	6.7	6.8	32.0	8.8	8.8	5.1	9.2	8.5	40.4	40.4
8	17	1257120	DUNN-DOWNING Shannon	USA	4.6	8.5	4.2	7.0	7.0	31.3	9.0	8.0	5.1	8.6	8.3	39.0	39.0
9	7	1532503	HASHIMOTO Michiyo	JPN	5.6	4.8	5.2	5.5	5.9	27.0	9.3	4.5	8.0	8.2	8.0	38.0	38.0
10	18	1257217	BYRNES Tricia	USA	6.9	6.4	4.3	6.6	6.6	30.8	8.6	7.4	4.8	7.5	7.4	35.7	35.7
11	4	1232773	MIYAKE Yoko	JPN	4.7	6.2	4.9	4.2	4.5	24.5	8.0	8.6	4.5	7.3	7.0	35.4	35.4
12	23	1278072	HESSO Minna	FIN	7.0	6.0	3.7	4.3	4.4	25.4	8.5	5.5	4.9	6.8	6.4	32.1	32.1

RESULTS FROM QUALIFICATION																	
Rank	Bib	FIS Code	Name	NOC	1st RUN					Score	2nd RUN					Score	
					J1	J2	J3	J4	J5		J1	J2	J3	J4	J5		
13	15	1279818	KJELDAAS Stine Brun	NOR	4.5	6.6	3.0	6.3	6.7	27.1	7.0	7.8	4.3	5.8	6.0	30.9	30.9
14	1	1283407	WEHR-HASLER Sabine	GER	5.3	5.5	3.5	3.8	4.0	22.1	6.2	7.6	3.5	6.2	6.2	29.7	29.7
15	9	1208426	ZUREK Natasza	CAN	5.0	7.8	4.2	6.5	6.5	30.0	6.4	6.3	4.5	5.8	5.6	28.6	28.6
16	12	1047309	PESCOSTA Alessandra	ITA	3.2	4.0	3.9	2.6	3.0	16.7	6.5	5.4	4.5	5.2	5.8	27.4	27.4
17	5	1182430	McKENNA Lesley	GBR	2.5	1.5	4.2	1.8	2.5	12.5	6.0	5.8	3.5	4.8	5.2	25.3	25.3
18	22	1609424	RAUTAVA Kirsi	FIN	5.0	5.0	2.8	5.3	5.5	23.6	5.6	6.3	2.2	5.1	5.5	24.7	24.7
19	20	1605835	GRONHOLM Sari	FIN	4.8	6.2	3.2	5.1	5.0	24.3	5.2	7.2	4.2	2.8	3.0	22.4	22.4
20	14	1065060	YOSHIKAWA Yuri	JPN	5.0	3.5	3.5	3.0	2.7	17.7	6.2	4.6	4.0	3.5	3.5	21.8	21.8



RESULTS / RÉSULTATS
 WOMEN'S HALFPIPE QUALIFICATION
 HALFPIPE DAMES, QUALIFICATIONS

PARK CITY MOUNTAIN RESORT SUN 10 FEB 2002 / DIM 10 FEV 2002 START TIME / DEBUT 10:00

RESULTS FROM QUALIFICATION				1st RUN					2nd RUN								
Rank	Bib	FIS Code	Name	NOC	J1	J2	J3	J4	J5	Score	J1	J2	J3	J4	J5	Score	Score
21	16	1373423	JONSSON Janet	SWE	4.7	1.0	3.1	2.2	2.0	13.0	7.0	1.0	3.3	2.3	2.5	16.1	16.1
22	19	1294368	MORI Nagako	JPN	4.2	4.5	2.7	1.5	1.5	14.4	4.0	2.2	3.1	1.7	2.0	13.0	13.0
23	13	1193391	HELLMAN Anna	SWE	4.3	7.0	2.7	2.8	2.8	19.6						DNF	19.6

DID NOT FINISH QUALIFICATION RUN 2: 1 COMPETITOR

13 1193391 HELLMAN Anna SWE

Checked by Score Verifier: MORAN CALVO Diego (ESP)

LEGEND
 DNF Did Not Finish



START LIST / LISTE DE DÉPART
WOMEN'S HALFPIPE FINAL RUN 1
HALFPIPE DAMES, FINALE, 1ÈRE MANCHE

PARK CITY MOUNTAIN RESORT SUN 10 FEB 2002 / DIM 10 FEV 2002 START TIME / DEBUT 10:00

Jury			Technical Data	
FIS Technical Delegate:	KROGOLL Peter	GER	Course Name:	C.B.'s Run
Chief of Pipe:	NY David	FIS	Length:	155 m
Head Judge:	SUNDEQUIST Ola	SWE	Width from Wall to Wall:	16.5 m
FIS Co-ordinator:	WAGNER Chris	FIS	Inclination:	16 °
FIS Race Director:	MARTIN Ted	FIS	Inner Height of Walls:	4.9 m
			Roll Out Deck Width:	7 m
Assistant Technical Delegate:	MALSINER Markus	ITA	Drop In:	25 m
Assist Head Judge:	WEBSTER Ste'en	NZL		
Score Verifier:	MORAN CALVO Diego	ESP	Forerunners: V1 - TETER Hannah	USA
Judge 1 Standards:	GIRAUD Matthieu	FRA	V2 - WHALLEY Lauren	USA
Judge 2 Rotations:	GARDNER Jeremy	USA	V3 - MACKENZIE Avery	USA
Judge 3 Amplitude:	YOKOYAMA Kyoji	JPN	V4 - JACOBELLIS Lindsey	USA
Judge 4 Overall #1:	SUNDGREN Joakim	SWE		
Judge 5 Overall #2:	BROWN Steve	AUS		
Start Time:	13:00			

Start No.	Bib	FIS Code	Name	NOC	J1	J2	J3	J4	J5	Total
1	23	1278072	HESSO Minna	FIN						
2	4	1232773	MIYAKE Yoko	JPN						
3	18	1257217	BYRNES Tricia	USA						
4	7	1532503	HASHIMOTO Michiyo	JPN						
5	17	1257120	DUNN-DOWNING Shannon	USA						
6	6	1575377	REUTELER Fabienne	SUI						
7	21	1429975	WIIK Lisa Therese	NOR						
8	8	1310373	PEDERZOLLI Nici	AUT						
9	2	1282728	THOST Nicola	GER						
10	3	1244898	VIDAL Doriane	FRA						
11	11	1575474	BUAAS OE Kjersti	NOR						
12	10	1470811	CLARK Kelly	USA						

LEGEND
J1...J2 Judge 1...Judge 2 etc.
NOC National Olympic Committee




RESULTS / RÉSULTATS
WOMEN'S HALFPIPE FINAL RUN 1
HALFPIPE DAMES, FINALE, 1ÈRE MANCHE

PARK CITY MOUNTAIN RESORT SUN 10 FEB 2002 / DIM 10 FEV 2002 START TIME / DEBUT 10:00

Jury			Technical Data	
FIS Technical Delegate:	KROGOLL Peter	GER	Course Name:	C.B.'s Run
Chief of Pipe:	NY David	FIS	Length:	155 m
Head Judge:	SUNDEQUIST Ola	SWE	Width from Wall to Wall:	16.5 m
FIS Co-ordinator:	WAGNER Chris	FIS	Inclination:	16 °
FIS Race Director:	MARTIN Ted	FIS	Inner Height of Walls:	4.9 m
Assistant Technical Delegate:	MALSINER Markus	ITA	Roll Out Deck Width:	7 m
Assist Head Judge:	WEBSTER Ste'en	NZL	Drop In:	25 m
Score Verifier:	MORAN CALVO Diego	ESP	Forerunners:	V1 - TETER Hannah USA
Judge 1 Standards:	GIRAUD Matthieu	FRA		V2 - WHALLEY Lauren USA
Judge 2 Rotations:	GARDNER Jeremy	USA		V3 - MACKENZIE Avery USA
Judge 3 Amplitude:	YOKOYAMA Kyoji	JPN		V4 - JACOBELLIS Lindsey USA
Judge 4 Overall #1:	SUNDGREN Joakim	SWE		
Judge 5 Overall #2:	BROWN Steve	AUS		
Start Time:	13:00			
Weather: Clear	Snow Temp: -16°C/3°F		Temp at Start: -8°C/18°F	Temp at Finish: -8°C/18°F

RIDERS FROM FINAL					1st Run					Score
Rank	Bib	FIS Code	Name	NOC	J1	J2	J3	J4	J5	
1	3	1244898	VIDAL Doriane	FRA	9.4	7.3	8.2	9.1	9.0	43.0
2	10	1470811	CLARK Kelly	USA	8.2	8.2	8.0	8.2	8.2	40.8
3	6	1575377	REUTELER Fabienne	SUI	8.5	8.1	5.9	8.7	8.5	39.7
4	11	1575474	BUAAS OE Kjersti	NOR	6.7	7.6	9.0	7.2	6.8	37.3
5	8	1310373	PEDERZOLLI Nici	AUT	9.0	7.2	5.7	6.8	7.0	35.7
6	17	1257120	DUNN-DOWNING Shannon	USA	6.4	8.7	5.2	7.5	7.7	35.5
7	23	1278072	HESSO Minna	FIN	6.2	5.7	4.5	6.0	6.0	28.4
8	2	1282728	THOST Nicola	GER	9.2	3.2	6.1	4.7	4.5	27.7
9	7	1532503	HASHIMOTO Michiyo	JPN	7.3	4.3	8.0	3.3	3.7	26.6
10	18	1257217	BYRNES Tricia	USA	6.8	4.1	5.1	4.5	4.6	25.1
11	21	1429975	WIIK Lisa Therese	NOR	3.0	6.8	4.6	5.0	5.0	24.4
12	4	1232773	MIYAKE Yoko	JPN	5.0	5.4	5.4	3.7	4.0	23.5


 Checked by Score Verifier: MORAN CALVO Diego (ESP)

LEGEND	
FIS	International Ski Federation
J1...J2	Judge 1...Judge 2 etc.
NOC	National Olympic Committee



START LIST / LISTE DE DÉPART
WOMEN'S HALFPIPE FINAL RUN 2
HALFPIPE DAMES, FINALE, 2E MANCHE

PARK CITY MOUNTAIN RESORT SUN 10 FEB 2002 / DIM 10 FEV 2002 START TIME / DEBUT 10:00

Jury			Technical Data	
FIS Technical Delegate:	KROGOLL Peter	GER	Course Name:	C.B.'s Run
Chief of Pipe:	NY David	FIS	Length:	155 m
Head Judge:	SUNDEQUIST Ola	SWE	Width from Wall to Wall:	16.5 m
FIS Co-ordinator:	WAGNER Chris	FIS	Inclination:	16 °
FIS Race Director:	MARTIN Ted	FIS	Inner Height of Walls:	4.9 m
Assistant Technical Delegate:	MALSINER Markus	ITA	Roll Out Deck Width:	7 m
Assist Head Judge:	WEBSTER Ste'en	NZL	Drop In:	25 m
Score Verifier:	MORAN CALVO Diego	ESP	Forerunners:	V1 - TETER Hannah USA
Judge 1 Standards:	GIRAUD Matthieu	FRA		V2 - WHALLEY Lauren USA
Judge 2 Rotations:	GARDNER Jeremy	USA		V3 - MACKENZIE Avery USA
Judge 3 Amplitude:	YOKOYAMA Kyoji	JPN		V4 - JACOBELLIS Lindsey USA
Judge 4 Overall #1:	SUNDGREN Joakim	SWE		
Judge 5 Overall #2:	BROWN Steve	AUS		
Start Time:	13:00			

Start No.	Bib	FIS Code	Name	NOC	1st Run					Score	Rank
					J1	J2	J3	J4	J5		
1	23	1278072	HESSO Minna	FIN	6.2	5.7	4.5	6.0	6.0	28.4	7
2	4	1232773	MIYAKE Yoko	JPN	5.0	5.4	5.4	3.7	4.0	23.5	12
3	18	1257217	BYRNES Tricia	USA	6.8	4.1	5.1	4.5	4.6	25.1	10
4	7	1532503	HASHIMOTO Michiyo	JPN	7.3	4.3	8.0	3.3	3.7	26.6	9
5	17	1257120	DUNN-DOWNING Shannon	USA	6.4	8.7	5.2	7.5	7.7	35.5	6
6	6	1575377	REUTELER Fabienne	SUI	8.5	8.1	5.9	8.7	8.5	39.7	3
7	21	1429975	WIJK Lisa Therese	NOR	3.0	6.8	4.6	5.0	5.0	24.4	11
8	8	1310373	PEDERZOLLI Nici	AUT	9.0	7.2	5.7	6.8	7.0	35.7	5
9	2	1282728	THOST Nicola	GER	9.2	3.2	6.1	4.7	4.5	27.7	8
10	3	1244898	VIDAL Doriane	FRA	9.4	7.3	8.2	9.1	9.0	43.0	1
11	11	1575474	BUAAS OE Kjersti	NOR	6.7	7.6	9.0	7.2	6.8	37.3	4
12	10	1470811	CLARK Kelly	USA	8.2	8.2	8.0	8.2	8.2	40.8	2

LEGEND
J1...J2 Judge 1...Judge 2 etc.
NOC National Olympic Committee



RESULTS / RÉSULTATS
WOMEN'S HALFPIPE RESULTS
HALFPIPE DAMES, RÉSULTATS

PARK CITY MOUNTAIN RESORT SUN 10 FEB 2002 / DIM 10 FEV 2002 START TIME / DEBUT 10:00

Jury			Technical Data	
FIS Technical Delegate:	KROGOLL Peter	GER	Course Name:	C.B.'s Run
Chief of Pipe:	NY David	FIS	Length:	155 m
Head Judge:	SUNDEQUIST Ola	SWE	Width from Wall to Wall:	16.5 m
FIS Co-ordinator:	WAGNER Chris	FIS	Inclination:	16 °
FIS Race Director:	MARTIN Ted	FIS	Inner Height of Walls:	4.9 m
Assistant Technical Delegate:	MALSINER Markus	ITA	Roll Out Deck Width:	7 m
Assist Head Judge:	WEBSTER Ste'en	NZL	Drop In:	25 m
Score Verifier:	MORAN CALVO Diego	ESP	Forerunners:	V1 - TETER Hannah USA
Judge 1 Standards:	GIRAUD Matthieu	FRA		V2 - WHALLEY Lauren USA
Judge 2 Rotations:	GARDNER Jeremy	USA		V3 - MACKENZIE Avery USA
Judge 3 Amplitude:	YOKOYAMA Kyoji	JPN		V4 - JACOBELLIS Lindsey USA
Judge 4 Overall #1:	SUNDGREN Joakim	SWE		
Judge 5 Overall #2:	BROWN Steve	AUS		
Start Time:	13:00			
Weather: Clear	Snow Temp: -16°C/3°F		Temp at Start: -8°C/18°F	Temp at Finish: -8°C/18°F

RESULTS FROM FINAL				1st RUN					2nd RUN					Best	Race			
Rank	Bib	FIS Code	Name	NOC	J1	J2	J3	J4	J5	Score	J1	J2	J3	J4	J5	Score	Score	Points
1	10	1470811	CLARK Kelly	USA	8.2	8.2	8.0	8.2	8.2	40.8	10.0	9.6	9.2	9.6	9.5	47.9	47.9	1000
2	3	1244898	VIDAL Doriane	FRA	9.4	7.3	8.2	9.1	9.0	43.0	8.2	7.2	8.0	6.7	6.4	36.5	43.0	800
3	6	1575377	REUTELER Fabienne	SUI	8.5	8.1	5.9	8.7	8.5	39.7	8.1	6.5	6.4	4.0	4.3	29.3	39.7	600
4	11	1575474	BUAAS OE Kjersti	NOR	6.7	7.6	9.0	7.2	6.8	37.3	8.9	7.7	6.4	6.0	6.1	35.1	37.3	500
5	17	1257120	DUNN-DOWNING Shannon	USA	6.4	8.7	5.2	7.5	7.7	35.5	6.6	9.3	5.4	7.9	8.0	37.2	37.2	450
6	18	1257217	BYRNES Tricia	USA	6.8	4.1	5.1	4.5	4.6	25.1	7.7	8.0	5.7	7.6	7.4	36.4	36.4	400
7	8	1310373	PEDERZOLLI Nici	AUT	9.0	7.2	5.7	6.8	7.0	35.7	3.8	7.9	5.7	6.6	6.7	30.7	35.7	360
8	4	1232773	MIYAKE Yoko	JPN	5.0	5.4	5.4	3.7	4.0	23.5	5.7	8.6	5.9	6.4	7.1	33.7	33.7	320
9	23	1278072	HESSO Minna	FIN	6.2	5.7	4.5	6.0	6.0	28.4	6.4	7.5	5.2	6.3	6.5	31.9	31.9	290
10	21	1429975	WIJK Lisa Therese	NOR	3.0	6.8	4.6	5.0	5.0	24.4	6.0	7.3	4.6	5.5	5.5	28.9	28.9	260
11	2	1282728	THOST Nicola	GER	9.2	3.2	6.1	4.7	4.5	27.7	7.0	3.8	6.1	4.2	4.2	25.3	27.7	240
12	7	1532503	HASHIMOTO Michiyo	JPN	7.3	4.3	8.0	3.3	3.7	26.6	7.0	2.0	6.8	5.0	5.2	26.0	26.6	220

RESULTS FROM QUALIFICATION				1st RUN					2nd RUN					2nd Run	Race			
Rank	Bib	FIS Code	Name	NOC	J1	J2	J3	J4	J5	Score	J1	J2	J3	J4	J5	Score	Score	Points
13	15	1279818	KJELDAAS Stine Brun	NOR	4.5	6.6	3.0	6.3	6.7	27.1	7.0	7.8	4.3	5.8	6.0	30.9	30.9	200
14	1	1283407	WEHR-HASLER Sabine	GER	5.3	5.5	3.5	3.8	4.0	22.1	6.2	7.6	3.5	6.2	6.2	29.7	29.7	180
15	9	1208426	ZUREK Natasza	CAN	5.0	7.8	4.2	6.5	6.5	30.0	6.4	6.3	4.5	5.8	5.6	28.6	28.6	160
16	12	1047309	PESCOSTA Alessandra	ITA	3.2	4.0	3.9	2.6	3.0	16.7	6.5	5.4	4.5	5.2	5.8	27.4	27.4	150
17	5	1182430	McKENNA Lesley	GBR	2.5	1.5	4.2	1.8	2.5	12.5	6.0	5.8	3.5	4.8	5.2	25.3	25.3	140
18	22	1609424	RAUTAVA Kirsi	FIN	5.0	5.0	2.8	5.3	5.5	23.6	5.6	6.3	2.2	5.1	5.5	24.7	24.7	130
19	20	1605835	GRONHOLM Sari	FIN	4.8	6.2	3.2	5.1	5.0	24.3	5.2	7.2	4.2	2.8	3.0	22.4	22.4	120
20	14	1065060	YOSHIKAWA Yuri	JPN	5.0	3.5	3.5	3.0	2.7	17.7	6.2	4.6	4.0	3.5	3.5	21.8	21.8	110
21	16	1373423	JONSSON Janet	SWE	4.7	1.0	3.1	2.2	2.0	13.0	7.0	1.0	3.3	2.3	2.5	16.1	16.1	100
22	19	1294368	MORI Nagako	JPN	4.2	4.5	2.7	1.5	1.5	14.4	4.0	2.2	3.1	1.7	2.0	13.0	13.0	90
23	13	1193391	HELLMAN Anna	SWE	4.3	7.0	2.7	2.8	2.8	19.6						DNF	19.6	80




RESULTS / RÉSULTATS
WOMEN'S HALFPIPE RESULTS
HALFPIPE DAMES, RÉSULTATS

PARK CITY MOUNTAIN RESORT SUN 10 FEB 2002 / DIM 10 FEV 2002 START TIME / DEBUT 10:00

DID NOT FINISH QUALIFICATION RUN 2: 1 COMPETITOR

13 1193391 HELLMAN Anna SWE



Checked by Score Verifier: MORAN CALVO Diego (ESP)

LEGEND

DNF Did Not Finish
FIS International Ski Federation
J1...J2 Judge 1...Judge 2 etc.
NOC National Olympic Committee



START LIST / LISTE DE DÉPART
MEN'S HALFPIPE QUALIFICATION RUN 1
HALFPIPE HOMMES, QUALIFICATIONS, 1ÈRE MANCHE

PARK CITY MOUNTAIN RESORT MON 11 FEB 2002 / LUN 11 FEV 2002 START TIME / DEBUT 10:00

Jury			Technical Data	
FIS Technical Delegate:	KROGOLL Peter	GER	Course Name:	C.B.'s Run
Chief of Pipe:	NY David	FIS	Length:	155 m
Head Judge:	SUNDEQUIST Ola	SWE	Width from Wall to Wall:	16.5 m
FIS Co-ordinator:	WAGNER Chris	FIS	Inclination:	16 °
FIS Race Director:	MARTIN Ted	FIS	Inner Height of Walls:	4.9 m
Assistant Technical Delegate:	MALSINER Markus	ITA	Roll Out Deck Width:	7 m
Assist Head Judge:	WEBSTER Ste'en	NZL	Drop In:	25 m
Score Verifier:	MORAN CALVO Diego	ESP	Forerunners:	V1 - FISHER Steven USA
Judge 1 Standards:	GIRAUD Matthieu	FRA		V2 - OAKLEY George USA
Judge 2 Rotations:	GARDNER Jeremy	USA		V3 - FARRELL Nathan USA
Judge 3 Amplitude:	YOKOYAMA Kyoji	JPN		V4 - DEUPREE Colter USA
Judge 4 Overall #1:	SUNDGREN Joakim	SWE		
Judge 5 Overall #2:	BROWN Steve	AUS		
Start Time:	10:00			

Start No.	Bib	FIS Code	Name	NOC	J1	J2	J3	J4	J5	Total
1	1	1442002	KARLSSON Stefan	SWE						
2	2	1220163	FERNANDEZ Iker	ESP						
3	3	1027133	CZESCHIN Tommy	USA						
4	4	1575862	LUNN Halvor Skramstad	NOR						
5	5	1204937	MICHAELIS Jan	GER						
6	6	1407955	KOSKI Markku	FIN						
7	7	1031207	MICHALCHUK Mike	CAN						
8	8	1668303	MATTILA Risto	FIN						
9	9	1216768	CARPENTIER Brett	CAN						
10	10	1213179	MIGNEAULT Daniel	CAN						
11	11	1314447	STERNER Magnus	SWE						
12	12	1610394	SORSA Heikki	FIN						
13	13	1294957	KRATTER Giacomo	ITA						
14	14	1405821	SIMMEN Gian	SUI						
15	15	1386227	HOFFMANN Xaver	GER						
16	16	1280206	FRANCK Daniel	NOR						
17	17	1259836	THOMAS Jarret	USA						
18	18	1280788	CHRISTIANSEN Kim	NOR						
19	19	1414648	TYRKAS Daniel	GER						
20	20	1556753	NAKAI Takaharu	JPN						
21	21	1140332	KASS Danny	USA						
22	22	1529496	MURAKAMI Daisuke	JPN						
23	23	1398934	SASIADEK Marek	POL						
24	24	1245383	VASSONEY Sebastien	FRA						
25	25	1314350	COLLOMB-PATTON Jonathan	FRA						
26	26	1018888	POWERS Ross	USA						
27	27	1209299	ANDREW Trevor	CAN						
28	28	1255374	MIYAWAKI Kentaro	JPN						



START LIST / LISTE DE DÉPART

MEN'S HALFPIPE QUALIFICATION RUN 1 HALFPIPE HOMMES, QUALIFICATIONS, 1ÈRE MANCHE

PARK CITY MOUNTAIN RESORT MON 11 FEB 2002 / LUN 11 FEV 2002 START TIME / DEBUT 10:00

Start No.	Bib	FIS Code	Name	NOC	J1	J2	J3	J4	J5	Total
29	29	1610491	OJALA Tuomo	FIN						
30	30	1575571	ARVESEN Espen	NOR						
31	31	1309791	JOHANSSON Tomas	SWE						
32	32	1314932	JUSTAFRE Mathieu	FRA						
33	33	1393599	BRUNNER Therry	SUI						
34	34	1393793	HITZ Marcel	SUI						

LEGEND

J1...J2 Judge 1...Judge 2 etc.

NOC National Olympic Committee



RESULTS / RÉSULTATS

MEN'S HALFPIPE QUALIFICATION RUN 1 HALFPIPE HOMMES, QUALIFICATIONS, 1ÈRE MANCHE

PARK CITY MOUNTAIN RESORT MON 11 FEB 2002 / LUN 11 FEV 2002 START TIME / DEBUT 10:00

Jury			Technical Data	
FIS Technical Delegate:	KROGOLL Peter	GER	Course Name:	C.B.'s Run
Chief of Pipe:	NY David	FIS	Length:	155 m
Head Judge:	SUNDEQUIST Ola	SWE	Width from Wall to Wall:	16.5 m
FIS Co-ordinator:	WAGNER Chris	FIS	Inclination:	16 °
FIS Race Director:	MARTIN Ted	FIS	Inner Height of Walls:	4.9 m
Assistant Technical Delegate:	MALSINER Markus	ITA	Roll Out Deck Width:	7 m
Assist Head Judge:	WEBSTER Ste'en	NZL	Drop In:	25 m
Score Verifier:	MORAN CALVO Diego	ESP	Forerunners:	V1 - FISHER Steven USA
Judge 1 Standards:	GIRAUD Matthieu	FRA		V2 - OAKLEY George USA
Judge 2 Rotations:	GARDNER Jeremy	USA		V3 - FARRELL Nathan USA
Judge 3 Amplitude:	YOKOYAMA Kyoji	JPN		V4 - DEUPREE Colter USA
Judge 4 Overall #1:	SUNDGREN Joakim	SWE		
Judge 5 Overall #2:	BROWN Steve	AUS		
Start Time:	10:00			
Weather:	Partly cloudy	Snow Temp: -14°C/7°F	Temp at Start: 2°C/35°F	Temp at Finish: 2°C/35°F

QUALIFIED TO THE FINAL					1st Run					Score
Rank	Bib	FIS Code	Name	NOC	J1	J2	J3	J4	J5	
1	12	1610394	SORSA Heikki	FIN	9.3	8.2	8.2	9.3	9.2	44.2
2	3	1027133	CZESCHIN Tommy	USA	8.5	8.4	7.0	8.9	9.0	41.8
3	16	1280206	FRANCK Daniel	NOR	9.6	7.5	6.8	8.1	7.9	39.9
4	13	1294957	KRATTER Giacomo	ITA	8.4	8.7	7.4	7.7	7.6	39.8
5	5	1204937	MICHAELIS Jan	GER	8.0	9.1	6.6	8.0	8.0	39.7
6	20	1556753	NAKAI Takaharu	JPN	8.2	8.6	6.6	7.5	7.4	38.3

QUALIFIED FOR 2ND RUN OF QUALIFICATION					1st Run					Score
Rank	Bib	FIS Code	Name	NOC	J1	J2	J3	J4	J5	
7	6	1407955	KOSKI Markku	FIN	8.3	7.8	6.4	7.1	7.3	36.9
8	21	1140332	KASS Danny	USA	6.0	9.5	4.6	8.3	8.3	36.7
9	33	1393599	BRUNNER Therry	SUI	6.6	8.9	6.1	6.9	7.5	36.0
10	8	1668303	MATTILA Risto	FIN	5.7	7.8	6.6	7.8	7.8	35.7
11	7	1031207	MICHALCHUK Mike	CAN	6.6	7.4	5.7	7.6	7.5	34.8
12	14	1405821	SIMMEN Gian	SUI	6.8	7.8	8.0	6.0	6.2	34.8
13	26	1018888	POWERS Ross	USA	8.6	6.1	6.1	6.7	6.4	33.9
14	15	1386227	HOFFMANN Xaver	GER	8.0	6.8	4.2	6.7	6.6	32.3
15	31	1309791	JOHANSSON Tomas	SWE	8.1	6.4	4.5	6.6	6.5	32.1
16	11	1314447	STERNER Magnus	SWE	5.0	7.0	5.9	7.1	7.0	32.0
17	2	1220163	FERNANDEZ Iker	ESP	6.3	6.5	4.9	6.5	6.8	31.0
18	4	1575862	LUNN Halvor Skramstad	NOR	8.1	2.0	7.6	6.3	6.0	30.0
19	1	1442002	KARLSSON Stefan	SWE	7.8	5.5	6.3	5.2	5.0	29.8
20	9	1216768	CARPENTIER Brett	CAN	8.3	7.6	4.8	4.5	4.5	29.7
21	29	1610491	OJALA Tuomo	FIN	6.1	6.0	6.8	4.5	4.8	28.2
22	25	1314350	COLLOMB-PATTON Jonathan	FRA	6.2	3.5	4.0	5.0	5.2	23.9
23	34	1393793	HITZ Marcel	SUI	5.3	6.1	3.5	4.7	4.2	23.8



TIE BREAKING PROTOCOL / PARTAGE DES EX-ÆQUO


**MEN'S HALFPIPE QUALIFICATION RUN 1
HALFPIPE HOMMES, QUALIFICATIONS, 1ÈRE MANCHE**

PARK CITY MOUNTAIN RESORT MON 11 FEB 2002 / LUN 11 FEV 2002 START TIME / DEBUT 10:00

Rule: 2617.8.1-Single Run

- 1) If a tie exist, the rider with highest overall impression total score in the tied run shall be declared the winner.
- 2) If overall impression scores are tied, then compare the individual scores by judging categories. The rider with the greatest number of higher scores shall be declared the winner.
- 3) If all of the above are tied, then the rider with the highest amplitude score shall be declared the winner.

Tie - break for score: 34.8						(1)	(2)					(3)	
Rank	Bib	FIS Code	Name	NOC	Score	Total Overall	J1	J2	J3	J4	J5	Tie-break Points	Amplitude
11	7	1031207	MICHALCHUK Mike	CAN	34.8	15.1	6.6	7.4	5.7	7.6	7.5	-	-
12	14	1405821	SIMMEN Gian	SUI	34.8	12.2	6.8	7.8	8.0	6.0	6.2	-	-


 Checked by:

LEGEND

J1...J2 Judge 1...Judge 2 etc.

NOC National Olympic Committee



RESULTS / RÉSULTATS

MEN'S HALFPIPE QUALIFICATION RUN 1 HALFPIPE HOMMES, QUALIFICATIONS, 1ÈRE MANCHE

PARK CITY MOUNTAIN RESORT MON 11 FEB 2002 / LUN 11 FEV 2002 START TIME / DEBUT 10:00

QUALIFIED FOR 2ND RUN OF QUALIFICATION					1st Run					Score
Rank	Bib	FIS Code	Name	NOC	J1	J2	J3	J4	J5	
24	18	1280788	CHRISTIANSEN Kim	NOR	7.4	1.4	7.4	3.5	3.6	23.3
25	19	1414648	TYRKAS Daniel	GER	7.0	3.0	7.6	2.4	2.5	22.5
26	17	1259836	THOMAS Jarret	USA	4.0	4.0	5.7	3.0	3.0	19.7
27	22	1529496	MURAKAMI Daisuke	JPN	3.5	5.0	5.4	2.8	2.7	19.4
28	10	1213179	MIGNEAULT Daniel	CAN	5.5	3.0	5.4	2.5	2.8	19.2
29	23	1398934	SASIADEK Marek	POL	2.0	5.1	5.1	3.3	3.3	18.8
30	32	1314932	JUSTAFRE Mathieu	FRA	3.8	1.6	4.3	3.2	3.1	16.0
31	28	1255374	MIYAWAKI Kentaro	JPN	2.2	4.2	5.1	1.0	1.1	13.6
32	24	1245383	VASSONEY Sebastien	FRA	3.0	0.0	6.6	1.9	2.0	13.5
33	27	1209299	ANDREW Trevor	CAN	1.0	4.0	2.8	1.5	1.5	10.8

DID NOT START QUALIFICATION RUN 1: 1 COMPETITOR				
30	1575571	ARVESEN Espen		NOR

Checked by Score Verifier: MORAN CALVO Diego (ESP)

LEGEND

DNS Did Not Start
FIS International Ski Federation
J1...J2 Judge 1...Judge 2 etc.
NOC National Olympic Committee



START LIST / LISTE DE DÉPART
MEN'S HALFPIPE QUALIFICATION RUN 2
HALFPIPE HOMMES, QUALIFICATIONS, 2E MANCHE

PARK CITY MOUNTAIN RESORT MON 11 FEB 2002 / LUN 11 FEV 2002 START TIME / DEBUT 10:00

Jury			Technical Data	
FIS Technical Delegate:	KROGOLL Peter	GER	Course Name:	C.B.'s Run
Chief of Pipe:	NY David	FIS	Length:	155 m
Head Judge:	SUNDEQUIST Ola	SWE	Width from Wall to Wall:	16.5 m
FIS Co-ordinator:	WAGNER Chris	FIS	Inclination:	16 °
FIS Race Director:	MARTIN Ted	FIS	Inner Height of Walls:	4.9 m
Assistant Technical Delegate:	MALSINER Markus	ITA	Roll Out Deck Width:	7 m
Assist Head Judge:	WEBSTER Ste'en	NZL	Drop In:	25 m
Score Verifier:	MORAN CALVO Diego	ESP	Forerunners:	V1 - FISHER Steven USA
Judge 1 Standards:	GIRAUD Matthieu	FRA		V2 - OAKLEY George USA
Judge 2 Rotations:	GARDNER Jeremy	USA		V3 - FARRELL Nathan USA
Judge 3 Amplitude:	YOKOYAMA Kyoji	JPN		V4 - DEUPREE Colter USA
Judge 4 Overall #1:	SUNDGREN Joakim	SWE		
Judge 5 Overall #2:	BROWN Steve	AUS		
Start Time:	10:00			

Start No.	Bib	FIS Code	Name	NOC	1st Run					Score	Rank
					J1	J2	J3	J4	J5		
1	30	1575571	ARVESEN Espen	NOR						10.8	33
2	27	1209299	ANDREW Trevor	CAN	1.0	4.0	2.8	1.5	1.5	13.5	32
3	24	1245383	VASSONEY Sebastien	FRA	3.0	0.0	6.6	1.9	2.0	13.6	31
4	28	1255374	MIYAWAKI Kentaro	JPN	2.2	4.2	5.1	1.0	1.1	16.0	30
5	32	1314932	JUSTAFRE Mathieu	FRA	3.8	1.6	4.3	3.2	3.1	18.8	29
6	23	1398934	SASIADEK Marek	POL	2.0	5.1	5.1	3.3	3.3	19.2	28
7	10	1213179	MIGNEAULT Daniel	CAN	5.5	3.0	5.4	2.5	2.8	19.4	27
8	22	1529496	MURAKAMI Daisuke	JPN	3.5	5.0	5.4	2.8	2.7	19.7	26
9	17	1259836	THOMAS Jarret	USA	4.0	4.0	5.7	3.0	3.0	22.5	25
10	19	1414648	TYRKAS Daniel	GER	7.0	3.0	7.6	2.4	2.5	23.3	24
11	18	1280788	CHRISTIANSEN Kim	NOR	7.4	1.4	7.4	3.5	3.6	23.8	23
12	34	1393793	HITZ Marcel	SUI	5.3	6.1	3.5	4.7	4.2	23.9	22
13	25	1314350	COLLOMB-PATTON Jonathan	FRA	6.2	3.5	4.0	5.0	5.2	28.2	21
14	29	1610491	OJALA Tuomo	FIN	6.1	6.0	6.8	4.5	4.8	29.7	20
15	9	1216768	CARPENTIER Brett	CAN	8.3	7.6	4.8	4.5	4.5	29.8	19
16	1	1442002	KARLSSON Stefan	SWE	7.8	5.5	6.3	5.2	5.0	30.0	18
17	4	1575862	LUNN Halvor Skramstad	NOR	8.1	2.0	7.6	6.3	6.0	31.0	17
18	2	1220163	FERNANDEZ Iker	ESP	6.3	6.5	4.9	6.5	6.8	32.0	16
19	11	1314447	STERNER Magnus	SWE	5.0	7.0	5.9	7.1	7.0	32.1	15
20	31	1309791	JOHANSSON Tomas	SWE	8.1	6.4	4.5	6.6	6.5	32.3	14
21	15	1386227	HOFFMANN Xaver	GER	8.0	6.8	4.2	6.7	6.6	33.9	13
22	26	1018888	POWERS Ross	USA	8.6	6.1	6.1	6.7	6.4	34.8	12
23	14	1405821	SIMMEN Gian	SUI	6.8	7.8	8.0	6.0	6.2	34.8	11
24	7	1031207	MICHALCHUK Mike	CAN	6.6	7.4	5.7	7.6	7.5	35.7	10
25	8	1668303	MATTILA Risto	FIN	5.7	7.8	6.6	7.8	7.8	36.0	9
26	33	1393599	BRUNNER Thery	SUI	6.6	8.9	6.1	6.9	7.5		



START LIST / LISTE DE DÉPART
MEN'S HALFPIPE QUALIFICATION RUN 2
HALFPIPE HOMMES, QUALIFICATIONS, 2E MANCHE

PARK CITY MOUNTAIN RESORT MON 11 FEB 2002 / LUN 11 FEV 2002 START TIME / DEBUT 10:00

Start No.	Bib	FIS Code	Name	NOC	1st Run					Score	Rank
					J1	J2	J3	J4	J5		
27	21	1140332	KASS Danny	USA	6.0	9.5	4.6	8.3	8.3	36.7	8
28	6	1407955	KOSKI Markku	FIN	8.3	7.8	6.4	7.1	7.3	36.9	7

LEGEND

J1...J2 Judge 1...Judge 2 etc.

NOC National Olympic Committee



RESULTS / RÉSULTATS
MEN'S HALFPIPE QUALIFICATION
HALFPIPE HOMMES, QUALIFICATIONS

PARK CITY MOUNTAIN RESORT MON 11 FEB 2002 / LUN 11 FEV 2002 START TIME / DEBUT 10:00

Jury			Technical Data	
FIS Technical Delegate:	KROGOLL Peter	GER	Course Name:	C.B.'s Run
Chief of Pipe:	NY David	FIS	Length:	155 m
Head Judge:	SUNDEQUIST Ola	SWE	Width from Wall to Wall:	16.5 m
FIS Co-ordinator:	WAGNER Chris	FIS	Inclination:	16 °
FIS Race Director:	MARTIN Ted	FIS	Inner Height of Walls:	4.9 m
Assistant Technical Delegate:	MALSINER Markus	ITA	Roll Out Deck Width:	7 m
Assist Head Judge:	WEBSTER Ste'en	NZL	Drop In:	25 m
Score Verifier:	MORAN CALVO Diego	ESP	Forerunners:	V1 - FISHER Steven USA
Judge 1 Standards:	GIRAUD Matthieu	FRA		V2 - OAKLEY George USA
Judge 2 Rotations:	GARDNER Jeremy	USA		V3 - FARRELL Nathan USA
Judge 3 Amplitude:	YOKOYAMA Kyoji	JPN		V4 - DEUPREE Colter USA
Judge 4 Overall #1:	SUNDGREN Joakim	SWE		
Judge 5 Overall #2:	BROWN Steve	AUS		
Start Time:	10:00			
Weather:	Partly cloudy	Snow Temp: -14°C/7°F	Temp at Start: 2°C/35°F	Temp at Finish: 2°C/35°F

RIDERS INTO FINAL FROM 1ST RUN																	
Rank	Bib	FIS Code	Name	NOC	1st RUN					Score	2nd RUN					Score	
					J1	J2	J3	J4	J5		J1	J2	J3	J4	J5		
1	12	1610394	SORSA Heikki	FIN	9.3	8.2	8.2	9.3	9.2	44.2							44.2
2	3	1027133	CZESCHIN Tommy	USA	8.5	8.4	7.0	8.9	9.0	41.8							41.8
3	16	1280206	FRANCK Daniel	NOR	9.6	7.5	6.8	8.1	7.9	39.9							39.9
4	13	1294957	KRATTER Giacomo	ITA	8.4	8.7	7.4	7.7	7.6	39.8							39.8
5	5	1204937	MICHAELIS Jan	GER	8.0	9.1	6.6	8.0	8.0	39.7							39.7
6	20	1556753	NAKAI Takaharu	JPN	8.2	8.6	6.6	7.5	7.4	38.3							38.3

RIDERS INTO FINAL FROM 2ND RUN																	
Rank	Bib	FIS Code	Name	NOC	1st RUN					Score	2nd RUN					Score	
					J1	J2	J3	J4	J5		J1	J2	J3	J4	J5		
7	17	1259836	THOMAS Jarret	USA	4.0	4.0	5.7	3.0	3.0	19.7	9.3	9.4	7.0	9.0	8.8	43.5	43.5
8	21	1140332	KASS Danny	USA	6.0	9.5	4.6	8.3	8.3	36.7	9.4	9.5	5.4	9.2	9.2	42.7	42.7
9	26	1018888	POWERS Ross	USA	8.6	6.1	6.1	6.7	6.4	33.9	9.1	8.6	7.2	8.7	8.5	42.1	42.1
10	6	1407955	KOSKI Markku	FIN	8.3	7.8	6.4	7.1	7.3	36.9	7.8	8.6	7.4	8.9	8.6	41.3	41.3
11	27	1209299	ANDREW Trevor	CAN	1.0	4.0	2.8	1.5	1.5	10.8	8.3	8.5	6.3	8.1	8.2	39.4	39.4
12	11	1314447	STERNER Magnus	SWE	5.0	7.0	5.9	7.1	7.0	32.0	9.6	7.6	7.4	7.3	7.2	39.1	39.1

RESULTS FROM QUALIFICATION																	
Rank	Bib	FIS Code	Name	NOC	1st RUN					Score	2nd RUN					Score	
					J1	J2	J3	J4	J5		J1	J2	J3	J4	J5		
13	33	1393599	BRUNNER Therry	SUI	6.6	8.9	6.1	6.9	7.5	36.0	7.5	8.4	5.9	7.9	8.0	37.7	37.7
14	18	1280788	CHRISTIANSEN Kim	NOR	7.4	1.4	7.4	3.5	3.6	23.3	7.6	7.5	8.0	7.1	6.8	37.0	37.0
15	34	1393793	HITZ Marcel	SUI	5.3	6.1	3.5	4.7	4.2	23.8	8.1	7.7	5.2	7.4	7.5	35.9	35.9
16	8	1668303	MATTILA Risto	FIN	5.7	7.8	6.6	7.8	7.8	35.7	7.0	7.2	7.0	6.4	6.7	34.3	34.3
17	23	1398934	SASIADEK Marek	POL	2.0	5.1	5.1	3.3	3.3	18.8	7.9	7.0	4.6	7.3	7.2	34.0	34.0
18	14	1405821	SIMMEN Gian	SUI	6.8	7.8	8.0	6.0	6.2	34.8	7.2	7.5	6.4	6.4	6.0	33.5	33.5
19	22	1529496	MURAKAMI Daisuke	JPN	3.5	5.0	5.4	2.8	2.7	19.4	6.6	7.3	6.3	6.2	6.3	32.7	32.7
20	15	1386227	HOFFMANN Xaver	GER	8.0	6.8	4.2	6.7	6.6	32.3	6.7	7.2	4.9	6.9	6.9	32.6	32.6



RESULTS / RÉSULTATS
MEN'S HALFPIPE QUALIFICATION
HALFPIPE HOMMES, QUALIFICATIONS

PARK CITY MOUNTAIN RESORT MON 11 FEB 2002 / LUN 11 FEV 2002 START TIME / DEBUT 10:00

RESULTS FROM QUALIFICATION				1st RUN							2nd RUN						
Rank	Bib	FIS Code	Name	NOC	J1	J2	J3	J4	J5	Score	J1	J2	J3	J4	J5	Score	Score
21	24	1245383	VASSONEY Sebastien	FRA	3.0	0.0	6.6	1.9	2.0	13.5	7.1	7.1	3.9	7.0	7.0	32.1	32.1
22	9	1216768	CARPENTIER Brett	CAN	8.3	7.6	4.8	4.5	4.5	29.7	7.5	6.6	4.2	6.8	6.5	31.6	31.6
23	2	1220163	FERNANDEZ Iker	ESP	6.3	6.5	4.9	6.5	6.8	31.0	6.0	6.7	5.9	6.3	6.2	31.1	31.1
24	1	1442002	KARLSSON Stefan	SWE	7.8	5.5	6.3	5.2	5.0	29.8	8.8	5.0	7.6	4.5	4.5	30.4	30.4
25	31	1309791	JOHANSSON Tomas	SWE	8.1	6.4	4.5	6.6	6.5	32.1	6.8	5.8	5.4	6.1	6.0	30.1	30.1
26	10	1213179	MIGNEAULT Daniel	CAN	5.5	3.0	5.4	2.5	2.8	19.2	6.4	6.2	6.1	5.0	5.0	28.7	28.7
27	7	1031207	MICHALCHUK Mike	CAN	6.6	7.4	5.7	7.6	7.5	34.8	5.0	7.0	5.4	5.6	5.6	28.6	28.6
28	25	1314350	COLLOMB-PATTON Jonathan	FRA	6.2	3.5	4.0	5.0	5.2	23.9	6.9	5.9	5.6	5.2	4.9	28.5	28.5
29	28	1255374	MIYAWAKI Kentaro	JPN	2.2	4.2	5.1	1.0	1.1	13.6	3.3	6.8	5.6	5.8	5.5	27.0	27.0
30	29	1610491	OJALA Tuomo	FIN	6.1	6.0	6.8	4.5	4.8	28.2	5.1	4.0	8.2	2.8	3.2	23.3	23.3
31	4	1575862	LUNN Halvor Skramstad	NOR	8.1	2.0	7.6	6.3	6.0	30.0	8.3	0.0	8.4	2.5	2.5	21.7	21.7
32	19	1414648	TYRKAS Daniel	GER	7.0	3.0	7.6	2.4	2.5	22.5	6.9	2.0	4.5	4.0	4.0	21.4	21.4
33	32	1314932	JUSTAFRE Mathieu	FRA	3.8	1.6	4.3	3.2	3.1	16.0	3.7	0.0	4.5	2.0	2.0	12.2	12.2

DID NOT START QUALIFICATION RUN 1: 1 COMPETITOR

30 1575571 ARVESEN Espen NOR

DID NOT START QUALIFICATION RUN 2: 1 COMPETITOR

30 1575571 ARVESEN Espen NOR

Checked by Score Verifier: MORAN CALVO Diego (ESP)

LEGEND
 DNS Did Not Start



START LIST / LISTE DE DÉPART
MEN'S HALFPIPE FINAL RUN 1
HALFPIPE HOMMES, FINALE, 1ÈRE MANCHE

PARK CITY MOUNTAIN RESORT MON 11 FEB 2002 / LUN 11 FEV 2002 START TIME / DEBUT 10:00

Jury			Technical Data	
FIS Technical Delegate:	KROGOLL Peter	GER	Course Name:	C.B.'s Run
Chief of Pipe:	NY David	FIS	Length:	155 m
Head Judge:	SUNDEQUIST Ola	SWE	Width from Wall to Wall:	16.5 m
FIS Co-ordinator:	WAGNER Chris	FIS	Inclination:	16 °
FIS Race Director:	MARTIN Ted	FIS	Inner Height of Walls:	4.9 m
			Roll Out Deck Width:	7 m
Assistant Technical Delegate:	MALSINER Markus	ITA	Drop In:	25 m
Assist Head Judge:	WEBSTER Ste'en	NZL		
Score Verifier:	MORAN CALVO Diego	ESP	Forerunners: V1 - FISHER Steven	USA
Judge 1 Standards:	GIRAUD Matthieu	FRA	V2 - OAKLEY George	USA
Judge 2 Rotations:	GARDNER Jeremy	USA	V3 - FARRELL Nathan	USA
Judge 3 Amplitude:	YOKOYAMA Kyoji	JPN	V4 - DEUPREE Colter	USA
Judge 4 Overall #1:	SUNDGREN Joakim	SWE		
Judge 5 Overall #2:	BROWN Steve	AUS		
Start Time:	13:30			

Start No.	Bib	FIS Code	Name	NOC	J1	J2	J3	J4	J5	Total
1	11	1314447	STERNER Magnus	SWE						
2	27	1209299	ANDREW Trevor	CAN						
3	6	1407955	KOSKI Markku	FIN						
4	26	1018888	POWERS Ross	USA						
5	21	1140332	KASS Danny	USA						
6	17	1259836	THOMAS Jarret	USA						
7	20	1556753	NAKAI Takaharu	JPN						
8	5	1204937	MICHAELIS Jan	GER						
9	13	1294957	KRATTER Giacomo	ITA						
10	16	1280206	FRANCK Daniel	NOR						
11	3	1027133	CZESCHIN Tommy	USA						
12	12	1610394	SORSA Heikki	FIN						

LEGEND

J1...J2 Judge 1...Judge 2 etc.

NOC National Olympic Committee




RESULTS / RÉSULTATS
MEN'S HALFPIPE FINAL RUN 1
HALFPIPE HOMMES, FINALE, 1ÈRE MANCHE

PARK CITY MOUNTAIN RESORT MON 11 FEB 2002 / LUN 11 FEV 2002 START TIME / DEBUT 10:00

Jury			Technical Data	
FIS Technical Delegate:	KROGOLL Peter	GER	Course Name:	C.B.'s Run
Chief of Pipe:	NY David	FIS	Length:	155 m
Head Judge:	SUNDEQUIST Ola	SWE	Width from Wall to Wall:	16.5 m
FIS Co-ordinator:	WAGNER Chris	FIS	Inclination:	16 °
FIS Race Director:	MARTIN Ted	FIS	Inner Height of Walls:	4.9 m
Assistant Technical Delegate:	MALSINER Markus	ITA	Roll Out Deck Width:	7 m
Assist Head Judge:	WEBSTER Ste'en	NZL	Drop In:	25 m
Score Verifier:	MORAN CALVO Diego	ESP	Forerunners:	V1 - FISHER Steven USA
Judge 1 Standards:	GIRAUD Matthieu	FRA		V2 - OAKLEY George USA
Judge 2 Rotations:	GARDNER Jeremy	USA		V3 - FARRELL Nathan USA
Judge 3 Amplitude:	YOKOYAMA Kyoji	JPN		V4 - DEUPREE Colter USA
Judge 4 Overall #1:	SUNDGREN Joakim	SWE		
Judge 5 Overall #2:	BROWN Steve	AUS		
Start Time:	13:30			
Weather:	Partly cloudy	Snow Temp: -14°C/7°F	Temp at Start: 2°C/35°F	Temp at Finish: 2°C/35°F

RIDERS FROM FINAL					1st Run					Score
Rank	Bib	FIS Code	Name	NOC	J1	J2	J3	J4	J5	
1	26	1018888	POWERS Ross	USA	9.1	9.8	8.6	9.3	9.3	46.1
2	21	1140332	KASS Danny	USA	8.7	9.4	7.8	8.3	8.3	42.5
3	3	1027133	CZESCHIN Tommy	USA	8.3	8.4	7.8	8.0	8.1	40.6
4	6	1407955	KOSKI Markku	FIN	8.5	8.2	9.2	6.6	6.5	39.0
5	20	1556753	NAKAI Takaharu	JPN	4.0	8.5	10.0	7.8	8.0	38.3
6	12	1610394	SORSA Heikki	FIN	6.9	8.7	9.6	5.8	5.8	36.8
7	11	1314447	STERNER Magnus	SWE	9.3	6.9	8.2	6.2	6.0	36.6
8	13	1294957	KRATTER Giacomo	ITA	7.0	8.0	7.6	6.1	6.2	34.9
9	17	1259836	THOMAS Jarret	USA	6.7	6.1	6.3	7.1	7.0	33.2
10	27	1209299	ANDREW Trevor	CAN	5.6	7.5	7.2	5.0	5.0	30.3
11	16	1280206	FRANCK Daniel	NOR	7.6	6.8	6.1	4.2	4.5	29.2

DID NOT START FINAL RUN 1: 1 COMPETITOR				
5	1204937	MICHAELIS Jan	GER	


 Checked by Score Verifier: MORAN CALVO Diego (ESP)

LEGEND	
DNS	Did Not Start
FIS	International Ski Federation
J1...J2	Judge 1...Judge 2 etc.
NOC	National Olympic Committee



START LIST / LISTE DE DÉPART
MEN'S HALFPIPE FINAL RUN 2
HALFPIPE HOMMES, FINALE, 2E MANCHE

PARK CITY MOUNTAIN RESORT MON 11 FEB 2002 / LUN 11 FEV 2002 START TIME / DEBUT 10:00

Jury			Technical Data	
FIS Technical Delegate:	KROGOLL Peter	GER	Course Name:	C.B.'s Run
Chief of Pipe:	NY David	FIS	Length:	155 m
Head Judge:	SUNDEQUIST Ola	SWE	Width from Wall to Wall:	16.5 m
FIS Co-ordinator:	WAGNER Chris	FIS	Inclination:	16 °
FIS Race Director:	MARTIN Ted	FIS	Inner Height of Walls:	4.9 m
Assistant Technical Delegate:	MALSINER Markus	ITA	Roll Out Deck Width:	7 m
Assist Head Judge:	WEBSTER Ste'en	NZL	Drop In:	25 m
Score Verifier:	MORAN CALVO Diego	ESP	Forerunners:	V1 - FISHER Steven USA
Judge 1 Standards:	GIRAUD Matthieu	FRA		V2 - OAKLEY George USA
Judge 2 Rotations:	GARDNER Jeremy	USA		V3 - FARRELL Nathan USA
Judge 3 Amplitude:	YOKOYAMA Kyoji	JPN		V4 - DEUPREE Colter USA
Judge 4 Overall #1:	SUNDGREN Joakim	SWE		
Judge 5 Overall #2:	BROWN Steve	AUS		
Start Time:	13:30			

Start No.	Bib	FIS Code	Name	NOC	1st Run					Score	Rank
					J1	J2	J3	J4	J5		
1	11	1314447	STERNER Magnus	SWE	9.3	6.9	8.2	6.2	6.0	36.6	7
2	27	1209299	ANDREW Trevor	CAN	5.6	7.5	7.2	5.0	5.0	30.3	10
3	6	1407955	KOSKI Markku	FIN	8.5	8.2	9.2	6.6	6.5	39.0	4
4	26	1018888	POWERS Ross	USA	9.1	9.8	8.6	9.3	9.3	46.1	1
5	21	1140332	KASS Danny	USA	8.7	9.4	7.8	8.3	8.3	42.5	2
6	17	1259836	THOMAS Jarret	USA	6.7	6.1	6.3	7.1	7.0	33.2	9
7	20	1556753	NAKAI Takaharu	JPN	4.0	8.5	10.0	7.8	8.0	38.3	5
8	5	1204937	MICHAELIS Jan	GER						DNS	12
9	13	1294957	KRATTER Giacomo	ITA	7.0	8.0	7.6	6.1	6.2	34.9	8
10	16	1280206	FRANCK Daniel	NOR	7.6	6.8	6.1	4.2	4.5	29.2	11
11	3	1027133	CZESCHIN Tommy	USA	8.3	8.4	7.8	8.0	8.1	40.6	3
12	12	1610394	SORSA Heikki	FIN	6.9	8.7	9.6	5.8	5.8	36.8	6

LEGEND

J1...J2 Judge 1...Judge 2 etc.

NOC National Olympic Committee



RESULTS / RÉSULTATS
MEN'S HALFPIPE RESULTS
HALFPIPE HOMMES, RÉSULTATS

PARK CITY MOUNTAIN RESORT MON 11 FEB 2002 / LUN 11 FEV 2002 START TIME / DEBUT 10:00

Jury			Technical Data	
FIS Technical Delegate:	KROGOLL Peter	GER	Course Name:	C.B.'s Run
Chief of Pipe:	NY David	FIS	Length:	155 m
Head Judge:	SUNDEQUIST Ola	SWE	Width from Wall to Wall:	16.5 m
FIS Co-ordinator:	WAGNER Chris	FIS	Inclination:	16 °
FIS Race Director:	MARTIN Ted	FIS	Inner Height of Walls:	4.9 m
Assistant Technical Delegate:	MALSINER Markus	ITA	Roll Out Deck Width:	7 m
Assist Head Judge:	WEBSTER Ste'en	NZL	Drop In:	25 m
Score Verifier:	MORAN CALVO Diego	ESP	Forerunners:	V1 - FISHER Steven USA
Judge 1 Standards:	GIRAUD Matthieu	FRA		V2 - OAKLEY George USA
Judge 2 Rotations:	GARDNER Jeremy	USA		V3 - FARRELL Nathan USA
Judge 3 Amplitude:	YOKOYAMA Kyoji	JPN		V4 - DEUPREE Colter USA
Judge 4 Overall #1:	SUNDGREN Joakim	SWE		
Judge 5 Overall #2:	BROWN Steve	AUS		
Start Time:	13:30			
Weather:	Partly cloudy	Snow Temp: -14°C/7°F	Temp at Start: 2°C/35°F	Temp at Finish: 2°C/35°F

RESULTS FROM FINAL				1st RUN					2nd RUN					Best	Race			
Rank	Bib	FIS Code	Name	NOC	J1	J2	J3	J4	J5	Score	J1	J2	J3	J4	J5	Score	Score	Points
1	26	1018888	POWERS Ross	USA	9.1	9.8	8.6	9.3	9.3	46.1	7.2	5.8	9.4	4.8	4.8	32.0	46.1	1000
2	21	1140332	KASS Danny	USA	8.7	9.4	7.8	8.3	8.3	42.5	8.3	9.2	6.6	8.6	8.8	41.5	42.5	800
3	17	1259836	THOMAS Jarret	USA	6.7	6.1	6.3	7.1	7.0	33.2	8.8	8.7	9.0	7.9	7.7	42.1	42.1	600
4	13	1294957	KRATTER Giacomo	ITA	7.0	8.0	7.6	6.1	6.2	34.9	7.7	8.7	8.6	8.5	8.5	42.0	42.0	500
5	20	1556753	NAKAI Takaharu	JPN	4.0	8.5	10.0	7.8	8.0	38.3	6.0	9.3	8.6	8.4	8.4	40.7	40.7	450
6	3	1027133	CZESCHIN Tommy	USA	8.3	8.4	7.8	8.0	8.1	40.6	8.4	9.1	6.6	8.1	8.3	40.5	40.6	400
7	12	1610394	SORSA Heikki	FIN	6.9	8.7	9.6	5.8	5.8	36.8	7.4	7.8	9.6	7.9	7.7	40.4	40.4	360
8	6	1407955	KOSKI Markku	FIN	8.5	8.2	9.2	6.6	6.5	39.0	4.2	4.3	10.0	3.5	3.4	25.4	39.0	320
9	27	1209299	ANDREW Trevor	CAN	5.6	7.5	7.2	5.0	5.0	30.3	7.4	8.8	7.8	6.8	7.8	38.6	38.6	290
10	16	1280206	FRANCK Daniel	NOR	7.6	6.8	6.1	4.2	4.5	29.2	7.2	8.8	6.1	7.7	7.6	37.4	37.4	260
11	11	1314447	STERNER Magnus	SWE	9.3	6.9	8.2	6.2	6.0	36.6	4.7	2.0	5.7	2.5	3.0	17.9	36.6	240
12	5	1204937	MICHAELIS Jan	GER						DNS	0.0	0.0	0.0	0.1	0.1	0.2	0.2	220

RESULTS FROM QUALIFICATION				1st RUN					2nd RUN					2nd Run	Race			
Rank	Bib	FIS Code	Name	NOC	J1	J2	J3	J4	J5	Score	J1	J2	J3	J4	J5	Score	Score	Points
13	33	1393599	BRUNNER Therry	SUI	6.6	8.9	6.1	6.9	7.5	36.0	7.5	8.4	5.9	7.9	8.0	37.7	37.7	200
14	18	1280788	CHRISTIANSEN Kim	NOR	7.4	1.4	7.4	3.5	3.6	23.3	7.6	7.5	8.0	7.1	6.8	37.0	37.0	180
15	34	1393793	HITZ Marcel	SUI	5.3	6.1	3.5	4.7	4.2	23.8	8.1	7.7	5.2	7.4	7.5	35.9	35.9	160
16	8	1668303	MATTILA Risto	FIN	5.7	7.8	6.6	7.8	7.8	35.7	7.0	7.2	7.0	6.4	6.7	34.3	34.3	150
17	23	1398934	SASIADEK Marek	POL	2.0	5.1	5.1	3.3	3.3	18.8	7.9	7.0	4.6	7.3	7.2	34.0	34.0	140
18	14	1405821	SIMMEN Gian	SUI	6.8	7.8	8.0	6.0	6.2	34.8	7.2	7.5	6.4	6.4	6.0	33.5	33.5	130
19	22	1529496	MURAKAMI Daisuke	JPN	3.5	5.0	5.4	2.8	2.7	19.4	6.6	7.3	6.3	6.2	6.3	32.7	32.7	120
20	15	1386227	HOFFMANN Xaver	GER	8.0	6.8	4.2	6.7	6.6	32.3	6.7	7.2	4.9	6.9	6.9	32.6	32.6	110
21	24	1245383	VASSONEY Sebastien	FRA	3.0	0.0	6.6	1.9	2.0	13.5	7.1	7.1	3.9	7.0	7.0	32.1	32.1	100
22	9	1216768	CARPENTIER Brett	CAN	8.3	7.6	4.8	4.5	4.5	29.7	7.5	6.6	4.2	6.8	6.5	31.6	31.6	90
23	2	1220163	FERNANDEZ Iker	ESP	6.3	6.5	4.9	6.5	6.8	31.0	6.0	6.7	5.9	6.3	6.2	31.1	31.1	80



RESULTS / RÉSULTATS
MEN'S HALFPIPE RESULTS
HALFPIPE HOMMES, RÉSULTATS

PARK CITY MOUNTAIN RESORT MON 11 FEB 2002 / LUN 11 FEV 2002 START TIME / DEBUT 10:00

RESULTS FROM QUALIFICATION				1st RUN					2nd RUN					2nd Run		Race		
Rank	Bib	FIS Code	Name	NOC	J1	J2	J3	J4	J5	Score	J1	J2	J3	J4	J5	Score	Score	Points
24	1	1442002	KARLSSON Stefan	SWE	7.8	5.5	6.3	5.2	5.0	29.8	8.8	5.0	7.6	4.5	4.5	30.4	30.4	70
25	31	1309791	JOHANSSON Tomas	SWE	8.1	6.4	4.5	6.6	6.5	32.1	6.8	5.8	5.4	6.1	6.0	30.1	30.1	60
26	10	1213179	MIGNEAULT Daniel	CAN	5.5	3.0	5.4	2.5	2.8	19.2	6.4	6.2	6.1	5.0	5.0	28.7	28.7	50
27	7	1031207	MICHALCHUK Mike	CAN	6.6	7.4	5.7	7.6	7.5	34.8	5.0	7.0	5.4	5.6	5.6	28.6	28.6	45
28	25	1314350	COLLOMB-PATTON Jonathan	FRA	6.2	3.5	4.0	5.0	5.2	23.9	6.9	5.9	5.6	5.2	4.9	28.5	28.5	40
29	28	1255374	MIYAWAKI Kentaro	JPN	2.2	4.2	5.1	1.0	1.1	13.6	3.3	6.8	5.6	5.8	5.5	27.0	27.0	36
30	29	1610491	OJALA Tuomo	FIN	6.1	6.0	6.8	4.5	4.8	28.2	5.1	4.0	8.2	2.8	3.2	23.3	23.3	32
31	4	1575862	LUNN Halvor Skramstad	NOR	8.1	2.0	7.6	6.3	6.0	30.0	8.3	0.0	8.4	2.5	2.5	21.7	21.7	28
32	19	1414648	TYRKAS Daniel	GER	7.0	3.0	7.6	2.4	2.5	22.5	6.9	2.0	4.5	4.0	4.0	21.4	21.4	26
33	32	1314932	JUSTAFRE Mathieu	FRA	3.8	1.6	4.3	3.2	3.1	16.0	3.7	0.0	4.5	2.0	2.0	12.2	12.2	24
	30	1575571	ARVESEN Espen	NOR						DNS						DNS		

DID NOT START QUALIFICATION RUN 1: 1 COMPETITOR


30 1575571 ARVESEN Espen NOR

DID NOT START QUALIFICATION RUN 2: 1 COMPETITOR

30 1575571 ARVESEN Espen NOR

DID NOT START FINAL RUN 1: 1 COMPETITOR

5 1204937 MICHAELIS Jan GER



Checked by Score Verifier: MORAN CALVO Diego (ESP)

LEGEND	
DNS	Did Not Start
FIS	International Ski Federation
J1...J2	Judge 1...Judge 2 etc.
NOC	National Olympic Committee

S P E E D S K A T I N G P A T I N A G E D E V I T E S S E



Andrea Nuyt, NED, Ladies 1000 m

S H E I L A M E T Z N E R



Speed Skating Contents

General

- Competition Officials
- Competitors by NOC - Men
- Competitors by NOC - Ladies
- Medallists by Distance
- Medal Standings
- Records Broken or Equalled Summary

Men's 5000 m

- Results
- Distance Analysis in Pairs
- Ice and Climactic Conditions

Men's 500 m RACE 1

- Results
- Distance Analysis in Pairs
- Ice and Climactic Conditions

Men's 500 m RACE 2

- Results
- Distance Analysis in Pairs
- Ice and Climactic Conditions

Men's 1000 m

- Results
- Distance Analysis in Pairs
- Ice and Climactic Conditions

Men's 1500 m

- Results
- Distance Analysis in Pairs
- Ice and Climactic Conditions

Men's 10000 m

- Results
- Distance Analysis in Pairs
- Ice and Climactic Conditions

Ladies' 3000 m

- Results
- Distance Analysis in Pairs
- Ice and Climactic Conditions

Ladies' 500 m RACE 1

- Results
- Distance Analysis in Pairs
- Ice and Climactic Conditions



Speed Skating Contents (contents)

Ladies' 500 m RACE 2

Results
Distance Analysis in Pairs
Ice and Climactic Conditions

Ladies' 1000 m

Results
Distance Analysis in Pairs
Ice and Climactic Conditions

Ladies' 1500 m

Results
Distance Analysis in Pairs
Ice and Climactic Conditions

Ladies' 5000 m

Results
Distance Analysis in Pairs
Ice and Climactic Conditions



COMPETITION OFFICIALS / OFFICIELS DE LA COMPÉTITION

As of FRI 22 FEB 2002 / En date du VEN 22 FEV 2002

ISU Technical Delegate	ZIMMERMANN Gerhard PANOV German	Germany (GER) Russian Federation (RUS)
ISU Speed Skating Technical Committee Representative	ESPELI Tron	Norway (NOR)
Referee - Ladies	KRETSCHMANN Ernest	United States of America (USA)
Referee - Men	LUDAHL Knut	Norway (NOR)
Assistant Referee - Ladies	SMIT Simon	Netherlands (NED)
Assistant Referee - Men	MCCLEMENTS Jim	Canada (CAN)
ISU Starter - Ladies	FITZRANDOLPH Jeff JENNERSTEN Lars	United States of America (USA) Sweden (SWE)
ISU Starter - Men	CESCHI Franco de VRIJER Matthijs	Italy (ITA) Netherlands (NED)



COMPETITORS BY NOC / CONCURRENT(E)S PAR CNO

Men
Hommes

As of SAT 23 FEB 2002 / En date du SAM 23 FEV 2002

NOC	No.	Name	Date of Birth
Belarus	1	KHATYLYOV Aleksey	17 JUL 1983
	2	MAKOVETSKY Igor	29 FEB 1984
Belgium	3	VELDKAMP Bart	22 NOV 1967
Canada	4	BOUCHARD Patrick	24 APR 1973
	5	BRISSON Eric	8 DEC 1973
	6	DANKERS Arne	1 JUN 1980
	7	ELM Steven	12 AUG 1975
	8	IRELAND Mike	3 JAN 1974
	9	KNOLL Mark	26 JUL 1976
	10	MAROIS Philippe	13 OCT 1980
	11	MARSHALL Kevin	12 JAN 1973
	12	MOLICKI Dustin	13 AUG 1975
	13	WOTHERSPOON Jeremy	26 OCT 1976
	Czech Republic	14	KRAMAR David
Finland	15	HANNINEN Janne	16 AUG 1975
	16	ROSENDAHL Risto	23 NOV 1979
	17	ROSENDAHL Vesa	5 DEC 1975
France	18	KUENTZ Cedric	15 NOV 1973
Germany	19	BODEN Jens	29 AUG 1978
	20	BREUER Christian	3 NOV 1976
	21	DITTRICH Frank	23 DEC 1967
	22	FRIESINGER Jan	20 NOV 1980
	23	KUENZEL Michael	24 MAY 1973
	24	TAUBENRAUCH Rene	31 JAN 1974
	25	BALO Zsolt	21 OCT 1971
Hungary	26	CARTA Davide	15 JUN 1972
	27	DONAGRANDE Stefano	1 SEP 1976
	28	FABRIS Enrico	5 OCT 1981
	29	GILLARDUZZI Dino	15 SEP 1975
	30	IORIATTI Ermanno	4 OCT 1975
	31	SIGHEL Roberto	17 FEB 1967
	32	HANEISHI Kuniomi	6 JAN 1975
Japan	33	HIRAKO Hiroki	6 AUG 1982
	34	HORII Manabu	19 FEB 1972
	35	IMAI Yusuke	20 SEP 1977
	36	ITOKAWA Toshihiko	20 SEP 1974
	37	NAKAJIMA Takaharu	2 JAN 1983
	38	NOAKE Hiroyuki	24 AUG 1974
	39	SHIMIZU Hiroyasu	27 FEB 1974
	40	SHIRAHATA Keiji	8 OCT 1973
	41	TAKEDA Toyoki	9 JAN 1974
	42	BIKCHANTAYEV Radik	2 AUG 1972
Kazakhstan	43	ILYUSHCHENKO Sergey	31 JAN 1980
	44	KOSTIN Vladimir	21 JAN 1976
	45	TSYBENKO Sergey	9 DEC 1973
	46	ULYANIN Nikolay	26 DEC 1977
	47	CHOI Jae-Bong	19 JUN 1980
Korea	48	KIM Chul-Soo	20 SEP 1980
	49	LEE Kyu-Hyuk	16 MAR 1978
	50	LEE Seung-Hwan	3 FEB 1984



COMPETITORS BY NOC / CONCURRENT(E)S PAR CNO

Men
Hommes

As of SAT 23 FEB 2002 / En date du SAM 23 FEV 2002

NOC	No.	Name	Date of Birth
	51	MOON Joon	14 JUL 1982
	52	PARK Jae-Man	27 FEB 1980
	53	YEO Sang-Yeop	22 JUL 1984
Netherlands	54	BOS Jan	29 MAR 1975
	55	de JONG Bob	13 NOV 1976
	56	POSTMA Ids	28 DEC 1973
	57	RITSMA Rintje	13 APR 1970
	58	ROMME Gianni	12 FEB 1973
	59	UYTDEHAAGE Jochem	9 JUL 1976
	60	van VELDE Gerard	30 NOV 1971
	61	VERHEIJEN Carl	26 MAY 1975
	62	WENNEMARS Erben	1 NOV 1975
Norway	63	ANDERSEN Petter	2 JAN 1974
	64	BJORGE Stian	31 JUL 1976
	65	ERVIK Eskil	11 JAN 1975
	66	GRODUM Oystein	15 FEB 1977
	67	NJOS Grunde	20 JUN 1967
	68	SAETRE Lasse	10 MAR 1974
	69	SONDRAL Adne	10 MAY 1971
	70	STORELID Kjell	24 OCT 1970
People's Republic of China	71	LI Yu	16 MAR 1976
	72	LIU Guangbin	3 NOV 1979
	73	MA Yongbin	20 APR 1981
	74	YU Fengtong	15 DEC 1984
Poland	75	ABRATKIEWICZ Pawel	10 JUN 1970
	76	SWIST Tomasz	23 DEC 1974
	77	ZYGMUNT Pawel	15 JUL 1972
Russian Federation	78	DOROFYEV Dmitry	13 NOV 1976
	79	KIBALKO Alexandr	25 OCT 1973
	80	KLEVCHENYA Sergey	21 JAN 1971
	81	KOKHANETS Yury	15 FEB 1972
	82	LALENKOV Yevgeny	16 FEB 1981
	83	LOBKOV Dmitry	2 FEB 1981
	84	SAYUTIN Vadim	31 DEC 1970
	85	SHEPEL Dmitry	8 AUG 1978
Sweden	86	ROJLER Johan	11 NOV 1981
Ukraine	87	FOMIN Andrey	14 NOV 1977
United States of America	88	BOUTIETTE KC	11 APR 1970
	89	CARPENTER Kip	30 APR 1979
	90	CHEEK Joey	22 JUN 1979
	91	FITZRANDOLPH Casey	21 JAN 1975
	92	HEDSTRAND Jason	22 SEP 1975
	93	PARRA Derek	15 MAR 1970
	94	PEARSON Nick	13 AUG 1979
	95	PELCHAT Marc	16 SEP 1967
	96	SHILLING JP	20 DEC 1971
	97	TREVENA Jondon	10 JUL 1972



COMPETITORS BY NOC / CONCURRENT(E)S PAR CNO

Ladies
Dames

As of SAT 23 FEB 2002 / En date du SAM 23 FEV 2002

NOC	No.	Name	Date of Birth
Austria	1	HUNYADY Emese	4 MAR 1966
Belarus	2	CHEPELNIKOVA Svetlana	13 MAR 1979
	3	KOTYUGA Anzhelika	26 MAY 1970
	4	RADKEVICH Svetlana	9 OCT 1979
Canada	5	AUCH Susan	1 MAR 1966
	6	GROVES Kristina	4 DEC 1976
	7	HUGHES Clara	27 SEP 1972
	8	KLASSEN Cindy	12 AUG 1979
	9	LEMAY DOAN Catriona	23 DEC 1970
	10	OVERLAND Cindy	19 FEB 1976
Germany	11	ANSCHUETZ Daniela	20 NOV 1974
	12	FRIESINGER Anni	11 JAN 1977
	13	GARBRECHT-ENFELDT Monique	11 DEC 1968
	14	PECHSTEIN Claudia	22 FEB 1972
	15	VOELKER Sabine	11 MAY 1973
	16	WOHLRAB Marion	8 JUN 1974
	17	WOLF Jenny	31 JAN 1979
Hungary	18	EGYED Krisztina	26 AUG 1976
Italy	19	MAYR Nicola	6 APR 1978
	20	SIMIONATO Chiara	4 JUL 1975
Japan	21	NAGAOKA Yayoi	16 MAR 1974
	22	NEMOTO Nami	24 MAR 1975
	23	OBARA Yuri	10 SEP 1980
	24	OKAZAKI Tomomi	7 SEP 1971
	25	OSUGA Sayuri	27 OCT 1980
	26	SANMIYA Eriko	19 SEP 1974
	27	SEO Eriko	12 MAR 1979
	28	TABATA Maki	9 NOV 1974
	29	TONOIKE Aki	3 MAR 1979
	30	WATANABE Yukari	28 APR 1981
Kazakhstan	31	GAVRILOVA Anzhelika	14 APR 1978
	32	PROKASHEVA Lyudmila	23 JAN 1969
	33	PUPINA Marina	15 MAY 1977
Korea	34	BAK Eun-Bi	14 SEP 1979
	35	CHO Seon-Yeon	29 MAY 1980
	36	CHOI Seung-Yong	6 FEB 1980
	37	CHOI Yoon-Suk	5 SEP 1985
	38	LEE Yong-Joo	4 APR 1980
Latvia	39	LUSE Ilonda	11 JUL 1972
Netherlands	40	de JONG Tonny	17 JUL 1974
	41	GROENEWOLD Renate	8 OCT 1976
	42	NUYT Andrea	10 JUL 1974
	43	SMIT Gretha	20 JAN 1976
	44	THOMAS Annamarie	15 SEP 1971
	45	TIMMER Marianne	3 OCT 1974
	46	VIS Marja	15 JAN 1977
	47	WIJSMAN Marieke	9 MAY 1975
People's Republic of China	48	GAO Yang	1 NOV 1980
	49	JIN Hua	9 MAR 1972
	50	SONG Li	10 MAR 1981



COMPETITORS BY NOC / CONCURRENT(E)S PAR CNO

Ladies
Dames

As of SAT 23 FEB 2002 / En date du SAM 23 FEV 2002

NOC	No.	Name	Date of Birth
	51	WANG Manli	7 MAR 1973
	52	XING Aihua	4 FEB 1978
	53	YANG Chunyuan	13 SEP 1973
	54	YOU Yanchun	10 FEB 1976
	55	ZHANG Xiaolei	12 JAN 1983
Poland	56	WOJCICKA Katarzyna	1 JAN 1980
Romania	57	JAKAB Andrea	21 JUL 1981
	58	OLTEAN Daniela	24 JUL 1980
Russian Federation	59	BARYSHEVA Varvara	24 MAR 1977
	60	KAYKAN Svetlana	6 AUG 1978
	61	TRAPEZNIKOVA Tatyana	3 DEC 1973
	62	YAKSHINA Valentina	6 FEB 1976
	63	ZHUROVA Svetlana	7 JAN 1972
Ukraine	64	MYAGKIKH Yelena	23 DEC 1978
United States of America	65	DRISCOLL Annie	30 AUG 1978
	66	OCHOWICZ Elli	15 DEC 1983
	67	RANEY Catherine	20 JUN 1980
	68	RODRIGUEZ Jennifer	8 JUN 1976
	69	SANNES Amy	3 FEB 1977
	70	SUNDSTROM Becky	10 MAY 1976
	71	WITTY Chris	23 MAY 1975



MEDALISTS BY DISTANCE / MÉDAILLÉS PAR DISTANCE

AFTER 10 OF 10 DISTANCES

As of SAT 23 FEB 2002 / En date du SAM 23 FEV 2002

Date	Distance	Medal	Name	NOC
2/9/02	5000 m Men	Gold Silver Bronze	UYTDEHAAGE Jochem PARRA Derek BODEN Jens	Netherlands United States of America Germany
2/10/02	3000 m Ladies	Gold Silver Bronze	PECHSTEIN Claudia GROENEWOLD Renate KLASSEN Cindy	Germany Netherlands Canada
2/12/02	500 m Men	Gold Silver Bronze	FITZRANDOLPH Casey SHIMIZU Hiroyasu CARPENTER Kip	United States of America Japan United States of America
2/14/02	500 m Ladies	Gold Silver Bronze	LEMAY DOAN Catriona GARBRECHT-ENFELDT Monique VOELKER Sabine	Canada Germany Germany
2/16/02	1000 m Men	Gold Silver Bronze	van VELDE Gerard BOS Jan CHEEK Joey	Netherlands Netherlands United States of America
2/17/02	1000 m Ladies	Gold Silver Bronze	WITTY Chris VOELKER Sabine RODRIGUEZ Jennifer	United States of America Germany United States of America
2/19/02	1500 m Men	Gold Silver Bronze	PARRA Derek UYTDEHAAGE Jochem SONDRAL Adne	United States of America Netherlands Norway
2/20/02	1500 m Ladies	Gold Silver Bronze	FRIESINGER Anni VOELKER Sabine RODRIGUEZ Jennifer	Germany Germany United States of America
2/22/02	10000 m Men	Gold Silver Bronze	UYTDEHAAGE Jochem ROMME Gianni SAETRE Lasse	Netherlands Netherlands Norway
2/23/02	5000 m Ladies	Gold Silver Bronze	PECHSTEIN Claudia SMIT Gretha HUGHES Clara	Germany Netherlands Canada

Completed Distances

5000 m Men
3000 m Ladies
500 m Men
500 m Ladies
1000 m Men
1000 m Ladies
1500 m Men
1500 m Ladies
10000 m Men
5000 m Ladies



MEDAL STANDINGS / CLASSEMENT PAR MÉDAILLES

OLYMPIC WINTER GAMES SALT LAKE CITY 2002

As of SAT 23 FEB 2002 / En date du SAM 23 FEV 2002

Rank	NOC	NOC Code	Men				Ladies				Total				Rank by Total
			Gold	Silver	Bronze	Total	Gold	Silver	Bronze	Total	Gold	Silver	Bronze	Total	
1	Netherlands	NED	3	3	0	6	0	2	0	2	3	5	0	8	1
2	Germany	GER	0	0	1	1	3	3	1	7	3	3	2	8	1
3	United States of America	USA	2	1	2	5	1	0	2	3	3	1	4	8	1
4	Canada	CAN	0	0	0	0	1	0	2	3	1	0	2	3	4
5	Japan	JPN	0	1	0	1	0	0	0	0	0	1	0	1	6
6	Norway	NOR	0	0	2	2	0	0	0	0	0	0	2	2	5
	Total		5	5	5	15	5	5	5	15	10	10	10	30	

Completed Distances

5000 m Men
 3000 m Ladies
 500 m Men
 500 m Ladies
 1000 m Men
 1000 m Ladies
 1500 m Men
 1500 m Ladies
 10000 m Men
 5000 m Ladies



RECORDS BROKEN/EQUALLED SUMMARY / RÉCAPITULATIF DES RECORDS BATTUS/ÉGALÉS

WORLD RECORDS

As of SAT 23 FEB 2002 / En date du SAM 23 FEV 2002

MEN

Distance	Type	Name	NOC	Record	Place	Date
1000 m	New	van VELDE Gerard	NED	1:07.18	Utah Olympic Oval (USA)	SAT 16 FEB 2002
	Previous	WOTHERSPOON Jeremy	CAN	1:07.72	Utah Olympic Oval (USA)	SAT 1 DEC 2001
1500 m	New	PARRA Derek	USA	1:43.95	Utah Olympic Oval (USA)	TUE 19 FEB 2002
	Previous	LEE Kyu-Hyuk	KOR	1:45.20	Calgary Olympic Oval (CAN)	THU 15 MAR 2001
5000 m	New	UYTDEHAAGE Jochem	NED	6:14.66	Utah Olympic Oval (USA)	SAT 9 FEB 2002
	Previous	ROMME Gianni	NED	6:18.72	Calgary Olympic Oval (CAN)	SUN 30 JAN 2000
10000 m	New	UYTDEHAAGE Jochem	NED	12:58.92	Utah Olympic Oval (USA)	FRI 22 FEB 2002
	Previous	ROMME Gianni	NED	13:03.40	Heerenveen/Thialf (NED)	SUN 26 NOV 2000

LADIES

Distance	Type	Name	NOC	Record	Place	Date
1000 m	New	WITTY Chris	USA	1:13.83	Utah Olympic Oval (USA)	SUN 17 FEB 2002
	Previous	VOELKER Sabine	GER	1:14.06	Utah Olympic Oval (USA)	SAT 1 DEC 2001
1500 m	New	FRIESINGER Anni	GER	1:54.02	Utah Olympic Oval (USA)	WED 20 FEB 2002
	Previous	FRIESINGER Anni	GER	1:54.38	Calgary Olympic Oval (CAN)	SUN 4 MAR 2001
3000 m	New	PECHSTEIN Claudia	GER	3:57.70	Utah Olympic Oval (USA)	SUN 10 FEB 2002
	Previous	PECHSTEIN Claudia	GER	3:59.26	Calgary Olympic Oval (CAN)	FRI 2 MAR 2001
5000 m	New	PECHSTEIN Claudia	GER	6:46.91	Utah Olympic Oval (USA)	SAT 23 FEB 2002
	Previous	NIEMANN-STIRNEMANN Gunda	GER	6:52.44	Utah Olympic Oval (USA)	SAT 10 MAR 2001



RECORDS BROKEN/EQUALLED SUMMARY / RÉCAPITULATIF DES RECORDS BATTUS/ÉGALÉS

OLYMPIC RECORDS

As of SAT 23 FEB 2002 / En date du SAM 23 FEV 2002

MEN

Distance	Type	Name	NOC	Record	Place	Date
500 m	New	FITZRANDOLPH Casey	USA	34.42	Utah Olympic Oval (USA)	MON 11 FEB 2002
	Previous	SHIMIZU Hiroyasu	JPN	35.59	Nagano/M-Wave (JPN)	TUE 10 FEB 1998
1000 m	New	van VELDE Gerard	NED	1:07.18	Utah Olympic Oval (USA)	SAT 16 FEB 2002
	Previous	POSTMA Ids	NED	1:10.64	Nagano/M-Wave (JPN)	SUN 15 FEB 1998
1500 m	New	PARRA Derek	USA	1:43.95	Utah Olympic Oval (USA)	TUE 19 FEB 2002
	Previous	SONDRAL Adne	NOR	1:47.87	Nagano/M-Wave (JPN)	THU 12 FEB 1998
5000 m	New	UYTDEHAAGE Jochem	NED	6:14.66	Utah Olympic Oval (USA)	SAT 9 FEB 2002
	Previous	ROMME Gianni	NED	6:22.20	Nagano/M-Wave (JPN)	SUN 8 FEB 1998
10000 m	New	UYTDEHAAGE Jochem	NED	12:58.92	Utah Olympic Oval (USA)	FRI 22 FEB 2002
	Previous	ROMME Gianni	NED	13:15.33	Nagano/M-Wave (JPN)	TUE 17 FEB 1998

LADIES

Distance	Type	Name	NOC	Record	Place	Date
500 m	New	LEMAY DOAN Catriona	CAN	37.30	Utah Olympic Oval (USA)	WED 13 FEB 2002
	Previous	LEMAY DOAN Catriona	CAN	38.21	Nagano/M-Wave (JPN)	SAT 14 FEB 1998
1000 m	New	WITTY Chris	USA	1:13.83	Utah Olympic Oval (USA)	SUN 17 FEB 2002
	Previous	TIMMER Marianne	NED	1:16.51	Nagano/M-Wave (JPN)	THU 19 FEB 1998
1500 m	New	FRIESINGER Anni	GER	1:54.02	Utah Olympic Oval (USA)	WED 20 FEB 2002
	Previous	TIMMER Marianne	NED	1:57.58	Nagano/M-Wave (JPN)	MON 16 FEB 1998
3000 m	New	PECHSTEIN Claudia	GER	3:57.70	Utah Olympic Oval (USA)	SUN 10 FEB 2002
	Previous	NIEMANN-STIRNEMANN Gunda	GER	4:07.29	Nagano/M-Wave (JPN)	WED 11 FEB 1998
5000 m	New	PECHSTEIN Claudia	GER	6:46.91	Utah Olympic Oval (USA)	SAT 23 FEB 2002
	Previous	PECHSTEIN Claudia	GER	6:59.61	Nagano/M-Wave (JPN)	FRI 20 FEB 1998



RESULTS / RÉSULTATS

MEN 5000 m
5 000 m HOMMES

UTAH OLYMPIC OVAL SAT 9 FEB 2002 / SAM 9 FEV 2002 START TIME / DEBUT 12:00

WR	6:18.72	ROMME Gianni (NED)	30 JAN 2000	Calgary Olympic Oval (CAN)
OR	6:22.20	ROMME Gianni (NED)	8 FEB 1998	Nagano/M-Wave (JPN)

Officials	
Referee	LUDAHL Knut (NOR)
Assistant Referee	MCCLEMENTS Jim (CAN)
Starter	de VRIJER Matthijs (NED)

Rank	No.	Name	NOC	Pair	Lane	Time	Gap	Note
1	163	UYTDEHAAGE Jochem	NED	15	O	6:14.66	0.00	WR
2	193	PARRA Derek	USA	12	I	6:17.98	3.32	
3	123	BODEN Jens	GER	5	I	6:21.73	7.07	
4	185	SHEPEL Dmitry	RUS	9	I	6:21.85	7.19	
5	188	BOUTIETTE KC	USA	2	O	6:22.97	8.31	
6	165	VERHEIJEN Carl	NED	13	O	6:24.71	10.05	
7	135	SIGHEL Roberto	ITA	9	O	6:25.11	10.45	
8	101	VELDKAMP Bart	BEL	5	O	6:25.88	11.22	
9	125	DITTRICH Frank	GER	11	O	6:25.89	11.23	
10	172	SAETRE Lasse	NOR	10	O	6:25.92	11.26	
11	112	MOLICKI Dustin	CAN	12	O	6:26.29	11.63	
12	140	ITOKAWA Toshihiko	JPN	16	I	6:27.52	12.86	
13	144	SHIRAHATA Keiji	JPN	10	I	6:28.95	14.29	
14	177	ZYGMUNT Pawel	POL	13	I	6:29.71	15.05	
15	197	TREVENA Jondon	USA	8	O	6:30.15	15.49	
16	132	FABRIS Enrico	ITA	6	O	6:30.19	15.53	
17	137	HIRAKO Hiroki	JPN	8	I	6:30.46	15.80	
18	109	KNOLL Mark	CAN	4	O	6:30.63	15.97	
19	146	BIKCHANTAYEV Radik	KAZ	7	O	6:31.47	16.81	
20	131	DONAGRANDE Stefano	ITA	1	O	6:32.37	17.71	
21	169	ERVIK Eskil	NOR	15	I	6:32.80	18.14	
22	186	ROJLER Johan	SWE	6	I	6:33.18	18.52	
23	107	ELM Steven	CAN	3	I	6:34.76	20.10	
24	122	KUENTZ Cedric	FRA	3	O	6:35.05	20.39	
25	184	SAYUTIN Vadim	RUS	14	I	6:35.33	20.67	
26	168	BJORGE Stian	NOR	14	O	6:36.04	21.38	
27	181	KOKHANETS Yury	RUS	11	I	6:36.48	21.82	
28	154	LEE Seung-Hwan	KOR	1	I	6:37.67	23.01	
29	147	ILYUSHCHENKO Sergey	KAZ	4	I	6:38.09	23.43	
30	159	de JONG Bob	NED	16	O	6:43.97	29.31	
31	148	KOSTIN Vladimir	KAZ	2	I	6:44.10	29.44	
32	128	TAUBENRAUCH Rene	GER	7	I	7:19.76	1:05.10	F

Referee:

LUDAHL Knut (NOR)

Legend				
No.	Starting Number	I	Inner Lane	O
WR	World Record	OR	Olympic Record	F
				Outer Lane
				Fell



DISTANCE ANALYSIS IN PAIRS / ANALYSE DE LA DISTANCE PAR PAIRE

MEN 5000 m
5 000 m HOMMES

UTAH OLYMPIC OVAL SAT 9 FEB 2002 / SAM 9 FEV 2002 START TIME / DEBUT 12:00

WR	6:18.72	ROMME Gianni (NED)	30 JAN 2000	Calgary Olympic Oval (CAN)
OR	6:22.20	ROMME Gianni (NED)	8 FEB 1998	Nagano/M-Wave (JPN)

WR	ROMME Gianni				NED	6:18.72			
	200m	600m	1000m	1400m	1800m				
	18.36	46.95	1:15.99	1:45.59	2:15.29				
	2200m	2600m	3000m	3400m	3800m				
	2:45.16	3:15.00	3:45.11	4:15.42	4:45.90				
	4200m	4600m	5000m						
	5:16.69	5:47.68	6:18.72						

Pair	Lane	No.	Name		NOC		Time		Note	Rank		
			Split Time	Lap Time	Split Time	Lap Time	Split Time	Lap Time			Split Time	Lap Time
1	I	154	LEE Seung-Hwan		KOR		6:37.67			28		
			18.77	(18.77)	49.21	(30.44)	1:20.39	(31.18)	1:51.60	(31.21)	2:22.46	(30.86)
			2:53.26	(30.80)	3:24.25	(30.99)	3:55.73	(31.48)	4:27.70	(31.97)	5:00.06	(32.36)
			5:32.70	(32.64)	6:05.18	(32.48)	6:37.67	(32.49)				
	O	131	DONAGRANDE Stefano		ITA		6:32.37			20		
			19.07	(19.07)	49.65	(30.58)	1:20.52	(30.87)	1:51.64	(31.12)	2:22.30	(30.66)
			2:52.95	(30.65)	3:23.98	(31.03)	3:55.01	(31.03)	4:26.15	(31.14)	4:57.51	(31.36)
			5:29.16	(31.65)	6:00.81	(31.65)	6:32.37	(31.56)				
2	I	148	KOSTIN Vladimir		KAZ		6:44.10			31		
			19.02	(19.02)	48.90	(29.88)	1:18.49	(29.59)	1:48.99	(30.50)	2:19.87	(30.88)
			2:51.23	(31.36)	3:23.03	(31.80)	3:55.52	(32.49)	4:28.44	(32.92)	5:02.07	(33.63)
			5:36.07	(34.00)	6:10.18	(34.11)	6:44.10	(33.92)				
	O	188	BOUTIETTE KC		USA		6:22.97			5		
			19.25	(19.25)	47.48	(28.23)	1:15.72	(28.24)	1:44.44	(28.72)	2:13.51	(29.07)
			2:42.86	(29.35)	3:12.54	(29.68)	3:42.87	(30.33)	4:13.63	(30.76)	4:44.69	(31.06)
			5:16.66	(31.97)	5:49.39	(32.73)	6:22.97	(33.58)				



DISTANCE ANALYSIS IN PAIRS / ANALYSE DE LA DISTANCE PAR PAIRE

MEN 5000 m
5 000 m HOMMES

UTAH OLYMPIC OVAL SAT 9 FEB 2002 / SAM 9 FEV 2002 START TIME / DEBUT 12:00

Pair	Lane	No.	Name	NOC	Time		Note	Rank			
					Split Time	Lap Time					
		Split Time	Lap Time	Split Time	Lap Time	Split Time	Lap Time	Split Time	Lap Time		
3	I	107	ELM Steven	CAN	6:34.76			23			
		19.63	(19.63)	51.26	(31.63)	1:23.08	(31.82)	1:54.47	(31.39)	2:25.62	(31.15)
		2:56.74	(31.12)	3:27.97	(31.23)	3:59.41	(31.44)	4:30.72	(31.31)	5:01.79	(31.07)
		5:32.87	(31.08)	6:03.67	(30.80)	6:34.76	(31.09)				
	O	122	KUENTZ Cedric	FRA	6:35.05			24			
		19.42	(19.42)	51.20	(31.78)	1:23.10	(31.90)	1:54.52	(31.42)	2:26.03	(31.51)
2:56.96		(30.93)	3:27.88	(30.92)	3:58.94	(31.06)	4:30.12	(31.18)	5:01.06	(30.94)	
	5:32.42	(31.36)	6:03.74	(31.32)	6:35.05	(31.31)					
4	I	147	ILYUSHCHENKO Sergey	KAZ	6:38.09			29			
		18.97	(18.97)	49.22	(30.25)	1:20.03	(30.81)	1:50.62	(30.59)	2:20.88	(30.26)
		2:51.51	(30.63)	3:22.22	(30.71)	3:53.82	(31.60)	4:25.72	(31.90)	4:58.12	(32.40)
		5:31.09	(32.97)	6:04.36	(33.27)	6:38.09	(33.73)				
	O	109	KNOLL Mark	CAN	6:30.63			18			
		19.54	(19.54)	49.88	(30.34)	1:20.59	(30.71)	1:51.05	(30.46)	2:21.36	(30.31)
2:51.51		(30.15)	3:21.92	(30.41)	3:52.51	(30.59)	4:23.52	(31.01)	4:54.81	(31.29)	
	5:26.54	(31.73)	5:58.54	(32.00)	6:30.63	(32.09)					
5	I	123	BODEN Jens	GER	6:21.73		*OR	3			
		18.71	(18.71)	48.08	(29.37)	1:17.77	(29.69)	1:47.68	(29.91)	2:17.63	(29.95)
		2:47.74	(30.11)	3:17.85	(30.11)	3:48.36	(30.51)	4:19.00	(30.64)	4:49.44	(30.44)
		5:19.99	(30.55)	5:50.85	(30.86)	6:21.73	(30.88)				
	O	101	VELDKAMP Bart	BEL	6:25.88			8			
		18.55	(18.55)	47.04	(28.49)	1:16.19	(29.15)	1:45.95	(29.76)	2:15.92	(29.97)
2:46.02		(30.10)	3:16.68	(30.66)	3:47.66	(30.98)	4:18.73	(31.07)	4:50.23	(31.50)	
	5:22.01	(31.78)	5:53.76	(31.75)	6:25.88	(32.12)					



DISTANCE ANALYSIS IN PAIRS / ANALYSE DE LA DISTANCE PAR PAIRE

MEN 5000 m
5 000 m HOMMES

UTAH OLYMPIC OVAL SAT 9 FEB 2002 / SAM 9 FEV 2002 START TIME / DEBUT 12:00

Pair	Lane	No.	Name	NOC	Time	Note	Rank	Split Time	Lap Time	Split Time	Lap Time	Split Time	Lap Time	Split Time	Lap Time	Split Time	Lap Time	
6	I	186	ROJLER Johan	SWE	6:33.18		22											
								18.59	(18.59)	48.44	(29.85)	1:18.52	(30.08)	1:48.69	(30.17)	2:18.91	(30.22)	
								2:49.55	(30.64)	3:19.96	(30.41)	3:50.90	(30.94)	4:22.24	(31.34)	4:54.21	(31.97)	
			5:26.19	(31.98)	5:59.22	(33.03)	6:33.18	(33.96)										
	O	132	FABRIS Enrico	ITA	6:30.19		16											
								18.84	(18.84)	48.72	(29.88)	1:19.36	(30.64)	1:49.64	(30.28)	2:19.97	(30.33)	
								2:50.45	(30.48)	3:21.29	(30.84)	3:52.13	(30.84)	4:23.30	(31.17)	4:54.40	(31.10)	
			5:25.85	(31.45)	5:57.66	(31.81)	6:30.19	(32.53)										
	7	I	128	TAUBENRAUCH Rene	GER	7:19.76	F	32										
19.17									(19.17)	48.72	(29.55)	1:18.78	(30.06)	1:49.12	(30.34)	2:19.52	(30.40)	
2:50.06									(30.54)	3:20.86	(30.80)	3:51.65	(30.79)	4:22.47	(30.82)	4:53.63	(31.16)	
			5:24.89	(31.26)	6:34.56	(1:09.67)	7:19.76	(45.20)										
O		146	BIKCHANTAYEV Radik	KAZ	6:31.47		19											
								18.88	(18.88)	48.86	(29.98)	1:19.17	(30.31)	1:49.23	(30.06)	2:19.27	(30.04)	
								2:49.21	(29.94)	3:19.91	(30.70)	3:51.06	(31.15)	4:22.70	(31.64)	4:54.50	(31.80)	
			5:26.76	(32.26)	5:59.39	(32.63)	6:31.47	(32.08)										
8		I	137	HIRAKO Hiroki	JPN	6:30.46		17										
	19.14								(19.14)	48.73	(29.59)	1:18.48	(29.75)	1:48.51	(30.03)	2:18.60	(30.09)	
	2:49.11								(30.51)	3:20.11	(31.00)	3:51.28	(31.17)	4:22.64	(31.36)	4:54.24	(31.60)	
			5:26.09	(31.85)	5:58.02	(31.93)	6:30.46	(32.44)										
	O	197	TREVENA Jondon	USA	6:30.15		15											
								18.87	(18.87)	47.73	(28.86)	1:16.97	(29.24)	1:46.57	(29.60)	2:16.50	(29.93)	
								2:46.72	(30.22)	3:17.22	(30.50)	3:48.15	(30.93)	4:19.42	(31.27)	4:50.98	(31.56)	
			5:23.17	(32.19)	5:56.04	(32.87)	6:30.15	(34.11)										



DISTANCE ANALYSIS IN PAIRS / ANALYSE DE LA DISTANCE PAR PAIRE

MEN 5000 m
5 000 m HOMMES

UTAH OLYMPIC OVAL SAT 9 FEB 2002 / SAM 9 FEV 2002 START TIME / DEBUT 12:00

Pair	Lane	No.	Name	NOC	Time	Note	Rank	Split Time		Lap Time	
								Split Time	Lap Time	Split Time	Lap Time
9	I	185	SHEPEL Dmitry	RUS	6:21.85		4	18.55	(18.55)	48.08	(29.53)
								1:18.01	(29.93)	1:48.68	(30.67)
								2:18.76	(30.08)	2:49.46	(30.70)
	O	135	SIGHEL Roberto	ITA	6:25.11		7	48.45	(29.64)	1:18.64	(30.19)
								1:48.98	(30.34)	2:19.34	(30.36)
								2:49.57	(30.23)	3:19.94	(30.37)
	I	144	SHIRAHATA Keiji	JPN	6:28.95		13	48.39	(29.50)	1:18.37	(29.98)
								1:48.72	(30.35)	2:19.24	(30.52)
								2:50.06	(30.82)	3:20.87	(30.81)
	O	172	SAETRE Lasse	NOR	6:25.92		10	49.20	(29.75)	1:18.33	(29.13)
								1:48.31	(29.98)	2:18.91	(30.60)
								2:49.65	(30.74)	3:20.53	(30.88)
11	I	181	KOKHANETS Yury	RUS	6:36.48		27	49.88	(30.49)	1:20.10	(30.22)
								1:51.22	(31.12)	2:22.09	(30.87)
								2:53.12	(31.03)	3:24.56	(31.44)
	O	125	DITTRICH Frank	GER	6:25.89		9	49.15	(29.78)	1:19.22	(30.07)
								1:49.69	(30.47)	2:20.03	(30.34)
								2:50.67	(30.64)	3:21.55	(30.88)
	I	144	SHIRAHATA Keiji	JPN	6:28.95		13	5:56.43	(32.52)	6:28.95	(32.52)
								5:23.91	(30.97)	5:56.43	(32.52)
								5:23.60	(31.08)	5:54.62	(31.02)
	O	172	SAETRE Lasse	NOR	6:25.92		10	5:54.62	(31.02)	6:25.92	(31.30)
								5:23.60	(31.08)	5:54.62	(31.02)
								5:23.60	(31.08)	5:54.62	(31.02)
	I	181	KOKHANETS Yury	RUS	6:36.48		27	5:31.79	(32.02)	6:04.17	(32.38)
								5:31.79	(32.02)	6:04.17	(32.38)
								5:31.79	(32.02)	6:04.17	(32.38)
	O	125	DITTRICH Frank	GER	6:25.89		9	5:53.92	(31.00)	6:25.89	(31.97)
								5:53.92	(31.00)	6:25.89	(31.97)
								5:53.92	(31.00)	6:25.89	(31.97)



DISTANCE ANALYSIS IN PAIRS / ANALYSE DE LA DISTANCE PAR PAIRE

MEN 5000 m
5 000 m HOMMES

UTAH OLYMPIC OVAL SAT 9 FEB 2002 / SAM 9 FEV 2002 START TIME / DEBUT 12:00

Pair	Lane	No.	Name	NOC	Time		Note	Rank
					Split Time	Lap Time		
12	I	193	PARRA Derek	USA	6:17.98		*WR	2
					Split Time	Lap Time		
					19.12	(19.12)		
12	O	112	MOLICKI Dustin	CAN	6:26.29			11
					Split Time	Lap Time		
					19.50	(19.50)		
13	I	177	ZYGMUNT Pawel	POL	6:29.71			14
					Split Time	Lap Time		
					18.88	(18.88)		
13	O	165	VERHEIJEN Carl	NED	6:24.71			6
					Split Time	Lap Time		
					18.98	(18.98)		
14	I	184	SAYUTIN Vadim	RUS	6:35.33			25
					Split Time	Lap Time		
					18.58	(18.58)		
14	O	168	BJORGE Stian	NOR	6:36.04			26
					Split Time	Lap Time		
					19.43	(19.43)		



DISTANCE ANALYSIS IN PAIRS / ANALYSE DE LA DISTANCE PAR PAIRE

MEN 5000 m
5 000 m HOMMES

UTAH OLYMPIC OVAL SAT 9 FEB 2002 / SAM 9 FEV 2002 START TIME / DEBUT 12:00

Pair	Lane	No.	Name	NOC	Time		Note	Rank			
					Split Time	Lap Time					
		Split Time	Lap Time	Split Time	Lap Time	Split Time	Lap Time	Split Time	Lap Time		
15	I	169	ERVIK Eskil	NOR	6:32.80			21			
		18.98	(18.98)	48.31	(29.33)	1:18.85	(30.54)	1:49.52	(30.67)	2:19.70	(30.18)
		2:50.04	(30.34)	3:20.93	(30.89)	3:52.28	(31.35)	4:23.73	(31.45)	4:55.74	(32.01)
			5:28.36	(32.62)	6:00.62	(32.26)	6:32.80	(32.18)			
	O	163	UYTDEHAAGE Jochem	NED	6:14.66		WR	1			
		18.42	(18.42)	47.27	(28.85)	1:16.94	(29.67)	1:46.70	(29.76)	2:16.27	(29.57)
		2:45.54	(29.27)	3:15.15	(29.61)	3:44.96	(29.81)	4:14.64	(29.68)	4:44.23	(29.59)
			5:14.10	(29.87)	5:44.21	(30.11)	6:14.66	(30.45)			
	16	I	140	ITOKAWA Toshihiko	JPN	6:27.52			12		
19.51			(19.51)	50.28	(30.77)	1:20.95	(30.67)	1:51.40	(30.45)	2:21.58	(30.18)
2:51.86			(30.28)	3:22.06	(30.20)	3:52.77	(30.71)	4:23.45	(30.68)	4:54.20	(30.75)
			5:25.22	(31.02)	5:56.47	(31.25)	6:27.52	(31.05)			
O		159	de JONG Bob	NED	6:43.97			30			
		19.27	(19.27)	49.73	(30.46)	1:20.05	(30.32)	1:49.86	(29.81)	2:19.82	(29.96)
		2:50.13	(30.31)	3:21.26	(31.13)	3:53.38	(32.12)	4:26.76	(33.38)	5:01.10	(34.34)
			5:35.40	(34.30)	6:09.41	(34.01)	6:43.97	(34.56)			

Legend
No.
WR
*OR

Starting Number
World Record
At the moment time recorded

I
OR
F

Inner Lane
Olympic Record
Fell

O
*WR

Outer Lane
At the moment time recorded



ICE AND CLIMATIC CONDITIONS / CONDITIONS CLIMATIQUES ET DE LA GLACE

MEN 5000 m
5 000 m HOMMES

UTAH OLYMPIC OVAL SAT 9 FEB 2002 / SAM 9 FEV 2002 START TIME / DEBUT 12:00

	Start of Event	End of Event
Time	12:00	15:30
Air Temperature	16.7°C/62°F	17.2°C/63°F
Ice Temperature	-13.1°C/9°F	-13.3°C/8°F
Humidity	19%	23%
Air Pressure	873hPa	873hPa



RESULTS / RÉSULTATS

MEN 500 m RACE 1
500 m HOMMES, COURSE 1

UTAH OLYMPIC OVAL MON 11 FEB 2002 / LUN 11 FEV 2002 START TIME / DEBUT 13:00

WR	34.32	SHIMIZU Hiroyasu (JPN)	10 MAR 2001	Utah Olympic Oval (USA)
OR	35.59	SHIMIZU Hiroyasu (JPN)	10 FEB 1998	Nagano/M-Wave (JPN)

Officials	
Referee	LUDAHL Knut (NOR)
Assistant Referee	MCCLEMENTS Jim (CAN)
Starter	CESCHI Franco (ITA)

Rank	No.	Name	NOC	Pair	Lane	Time	Gap	Note
1	191	FITZRANDOLPH Casey	USA	16	I	34.42	0.00	OR
2	143	SHIMIZU Hiroyasu	JPN	15	I	34.61	0.19	
3	189	CARPENTER Kip	USA	9	O	34.68	0.26	
4	164	van VELDE Gerard	NED	17	I	34.72	0.30	
5	153	LEE Kyu-Hyuk	KOR	13	I	34.74	0.32	
6	108	IRELAND Mike	CAN	18	O	34.77	0.35	
7	190	CHEEK Joey	USA	15	O	34.78	0.36	
8	166	WENNEMARS Erben	NED	13	O	35.00	0.58	
8	145	TAKEDA Toyoki	JPN	18	I	35.00	0.58	
10	183	LOBKOV Dmitry	RUS	12	I	35.09	0.67	
11	180	KLEVCHENYA Sergey	RUS	11	I	35.10	0.68	
12	158	BOS Jan	NED	19	O	35.14	0.72	
13	136	HANEISHI Kuniomi	JPN	5	I	35.15	0.73	
14	119	HANNINEN Janne	FIN	17	O	35.18	0.76	
15	138	HORII Manabu	JPN	16	O	35.30	0.88	
16	175	ABRATKIEWICZ Pawel	POL	6	O	35.40	0.98	
17	151	CHOI Jae-Bong	KOR	14	O	35.45	1.03	
18	127	KUENZEL Michael	GER	10	I	35.47	1.05	
19	178	DOROFYEV Dmitry	RUS	9	I	35.48	1.06	
20	104	BOUCHARD Patrick	CAN	10	O	35.54	1.12	
21	114	LI Yu	CHN	5	O	35.62	1.20	
22	130	CARTA Davide	ITA	11	O	35.70	1.28	
23	176	SWIST Tomasz	POL	14	I	35.72	1.30	
24	105	BRISSEON Eric	CAN	12	O	35.86	1.44	
25	156	PARK Jae-Man	KOR	4	O	36.05	1.63	
26	129	BALO Zsolt	HUN	1	I	36.24	1.82	
27	187	FOMIN Andrey	UKR	4	I	36.26	1.84	
28	134	IORIATTI Ermanno	ITA	8	O	36.30	1.88	
29	160	POSTMA Ids	NED	7	O	36.41	1.99	
30	133	GILLARDUZZI Dino	ITA	7	I	36.42	2.00	
31	124	BREUER Christian	GER	3	O	36.50	2.08	
32	126	FRIESINGER Jan	GER	2	I	36.80	2.38	
33	102	KHATYLYOV Aleksey	BLR	1	O	37.40	2.98	



RESULTS / RÉSULTATS

MEN 500 m RACE 1 500 m HOMMES, COURSE 1

UTAH OLYMPIC OVAL MON 11 FEB 2002 / LUN 11 FEV 2002 START TIME / DEBUT 13:00

Rank	No.	Name	NOC	Pair	Lane	Time	Gap	Note
34	195	PELCHAT Marc	USA	8	I	37.59	3.17	F
35	152	KIM Chul-Soo	KOR	6	I	73.11	38.69	F
36	117	YU Fengtong	CHN	2	O	82.11	47.69	F
37	171	NJOS Grunde	NOR	3	I	97.67	63.25	F
	113	WOTHERSPOON Jeremy	CAN	19	I	DNF		

Referee:

LUDAHL Knut (NOR)

Legend				
No.	Starting Number	I	Inner Lane	O
WR	World Record	OR	Olympic Record	DNF
F	Fell			Outer Lane Did Not Finish



DISTANCE ANALYSIS IN PAIRS / ANALYSE DE LA DISTANCE PAR PAIRE

MEN 500 m RACE 1 500 m HOMMES, COURSE 1

UTAH OLYMPIC OVAL MON 11 FEB 2002 / LUN 11 FEV 2002 START TIME / DEBUT 13:00

WR	34.32	SHIMIZU Hiroyasu (JPN)	10 MAR 2001	Utah Olympic Oval (USA)
OR	35.59	SHIMIZU Hiroyasu (JPN)	10 FEB 1998	Nagano/M-Wave (JPN)

WR	SHIMIZU Hiroyasu			JPN	34.32
	100m	500m			
	9.45	34.32			

Pair	Lane	No.	Name		NOC	Time	Note	Rank
			Split Time	Lap Time				
1	I	129	BALO Zsolt		HUN	36.24		26
			9.92	(9.92)				
	O	102	KHATYLYOV Aleksey		BLR	37.40		33
			10.22	(10.22)				
2	I	126	FRIESINGER Jan		GER	36.80		32
			10.14	(10.14)				
	O	117	YU Fengtong		CHN	82.11	F	36
			9.58	(9.58)				
3	I	171	NJOS Grunde		NOR	97.67	F	37
			9.86	(9.86)				
	O	124	BREUER Christian		GER	36.50		31
			10.04	(10.04)				
4	I	187	FOMIN Andrey		UKR	36.26		27
			9.82	(9.82)				
	O	156	PARK Jae-Man		KOR	36.05		25
			9.99	(9.99)				
5	I	136	HANEISHI Kuniomi		JPN	35.15	*OR	13
			9.74	(9.74)				
	O	114	LI Yu		CHN	35.62		21
			9.82	(9.82)				



DISTANCE ANALYSIS IN PAIRS / ANALYSE DE LA DISTANCE PAR PAIRE

MEN 500 m RACE 1
500 m HOMMES, COURSE 1

UTAH OLYMPIC OVAL MON 11 FEB 2002 / LUN 11 FEV 2002 START TIME / DEBUT 13:00

Pair	Lane	No.	Name		NOC	Time	Note	Rank
			Split Time	Lap Time				
6	I	152	KIM Chul-Soo		KOR	73.11	F	35
			9.80	(9.80)	73.11	(63.31)		
	O	175	ABRATKIEWICZ Pawel		POL	35.40		16
			9.78	(9.78)	35.40	(25.62)		
7	I	133	GILLARDUZZI Dino		ITA	36.42		30
			10.22	(10.22)	36.42	(26.20)		
	O	160	POSTMA Ids		NED	36.41		29
			10.24	(10.24)	36.41	(26.17)		
8	I	195	PELCHAT Marc		USA	37.59	F	34
			9.92	(9.92)	37.59	(27.67)		
	O	134	IORIATTI Ermanno		ITA	36.30		28
			10.35	(10.35)	36.30	(25.95)		
9	I	178	DOROFYEV Dmitry		RUS	35.48		19
			9.74	(9.74)	35.48	(25.74)		
	O	189	CARPENTER Kip		USA	34.68	*OR	3
			9.85	(9.85)	34.68	(24.83)		
10	I	127	KUENZEL Michael		GER	35.47		18
			9.80	(9.80)	35.47	(25.67)		
	O	104	BOUCHARD Patrick		CAN	35.54		20
			9.89	(9.89)	35.54	(25.65)		
11	I	180	KLEVCHENYA Sergey		RUS	35.10		11
			9.78	(9.78)	35.10	(25.32)		
	O	130	CARTA Davide		ITA	35.70		22
			9.79	(9.79)	35.70	(25.91)		



DISTANCE ANALYSIS IN PAIRS / ANALYSE DE LA DISTANCE PAR PAIRE

MEN 500 m RACE 1
500 m HOMMES, COURSE 1

UTAH OLYMPIC OVAL MON 11 FEB 2002 / LUN 11 FEV 2002 START TIME / DEBUT 13:00

Pair	Lane	No.	Name		NOC	Time	Note	Rank
			Split Time	Lap Time				
12	I	183	LOBKOV Dmitry		RUS	35.09		10
			9.66	(9.66)	35.09	(25.43)		
	O	105	BRISSEON Eric		CAN	35.86		24
			9.94	(9.94)	35.86	(25.92)		
13	I	153	LEE Kyu-Hyuk		KOR	34.74		5
			9.68	(9.68)	34.74	(25.06)		
	O	166	WENNEMARS Erben		NED	35.00		=8
			9.72	(9.72)	35.00	(25.28)		
14	I	176	SWIST Tomasz		POL	35.72		23
			9.88	(9.88)	35.72	(25.84)		
	O	151	CHOI Jae-Bong		KOR	35.45		17
			9.88	(9.88)	35.45	(25.57)		
15	I	143	SHIMIZU Hiroyasu		JPN	34.61	*OR	2
			9.51	(9.51)	34.61	(25.10)		
	O	190	CHEEK Joey		USA	34.78		7
			9.64	(9.64)	34.78	(25.14)		
16	I	191	FITZRANDOLPH Casey		USA	34.42	OR	1
			9.44	(9.44)	34.42	(24.98)		
	O	138	HORII Manabu		JPN	35.30		15
			9.74	(9.74)	35.30	(25.56)		
17	I	164	van VELDE Gerard		NED	34.72		4
			9.67	(9.67)	34.72	(25.05)		
	O	119	HANNINEN Janne		FIN	35.18		14
			9.70	(9.70)	35.18	(25.48)		



DISTANCE ANALYSIS IN PAIRS / ANALYSE DE LA DISTANCE PAR PAIRE

MEN 500 m RACE 1
500 m HOMMES, COURSE 1

UTAH OLYMPIC OVAL MON 11 FEB 2002 / LUN 11 FEV 2002 START TIME / DEBUT 13:00

Pair	Lane	No.	Name		NOC	Time	Note	Rank
			Split Time	Lap Time				
18	I	145	TAKEDA Toyoki		JPN	35.00		=8
		9.68	(9.68)	35.00				
	O	108	IRELAND Mike		CAN	34.77		6
		9.73	(9.73)	34.77				
19	I	113	WOTHERSPOON Jeremy		CAN		DNF	
		25.15	(25.15)					
	O	158	BOS Jan		NED	35.14		12
		9.80	(9.80)	35.14				

Legend

No.	Starting Number	I	Inner Lane	O	Outer Lane
WR	World Record	OR	Olympic Record	*OR	At the moment time recorded
DNF	Did Not Finish	F	Fell		
=	Equal sign indicates that two or more athletes share the same rank				

**ICE AND CLIMATIC CONDITIONS / CONDITIONS CLIMATIQUES ET DE LA GLACE****MEN 500 m RACE 1
500 m HOMMES, COURSE 1**

UTAH OLYMPIC OVAL MON 11 FEB 2002 / LUN 11 FEV 2002 START TIME / DEBUT 13:00

	Start of Event	End of Event
Time	13:00	14:30
Air Temperature	18.3°C/65°F	18.9°C/66°F
Ice Temperature	-11.2°C/12°F	-11.1°C/12°F
Humidity	16%	21%
Air Pressure	868hPa	865hPa



RESULTS / RÉSULTATS

MEN 500 m RACE 2
500 m HOMMES, COURSE 2

UTAH OLYMPIC OVAL TUE 12 FEB 2002 / MAR 12 FEV 2002 START TIME / DEBUT 13:00

WR	34.32	SHIMIZU Hiroyasu (JPN)	10 MAR 2001	Utah Olympic Oval (USA)
OR	34.42	FITZRANDOLPH Casey (USA)	11 FEB 2002	Utah Olympic Oval (USA)

Officials	Race 1	Race 2
Referee	LUDAHL Knut (NOR)	LUDAHL Knut (NOR)
Assistant Referee	MCCLEMENTS Jim (CAN)	MCCLEMENTS Jim (CAN)
Starter	CESCHI Franco (ITA)	CESCHI Franco (ITA)

Rank	No.	Name	NOC	Race 1					Race 2					Total		
				Pair	Lane	Time	Gap	Rank	Note	Pair	Lane	Time	Rank	Note	Time	Gap
1	191	FITZRANDOLPH Casey	USA	16	I	34.42	0.00	1	OR	18	O	34.81	=6		69.23	0.00
2	143	SHIMIZU Hiroyasu	JPN	15	I	34.61	0.19	2		17	O	34.65	2		69.26	0.03
3	189	CARPENTER Kip	USA	9	O	34.68	0.26	3		18	I	34.79	5		69.47	0.24
4	164	van VELDE Gerard	NED	17	I	34.72	0.30	4		16	O	34.77	4		69.49	0.26
5	153	LEE Kyu-Hyuk	KOR	13	I	34.74	0.32	5		15	O	34.85	10		69.59	0.36
6	190	CHEEK Joey	USA	15	O	34.78	0.36	7		16	I	34.82	8		69.60	0.37
7	108	IRELAND Mike	CAN	18	O	34.77	0.35	6		17	I	34.83	9		69.60	0.37
8	145	TAKEDA Toyoki	JPN	18	I	35.00	0.58	=8		14	O	34.81	=6		69.81	0.58
9	158	BOS Jan	NED	19	O	35.14	0.72	12		14	I	34.72	3		69.86	0.63
10	166	WENNEMARS Erben	NED	13	O	35.00	0.58	=8		15	I	34.89	11		69.89	0.66
11	183	LOBKOV Dmitry	RUS	12	I	35.09	0.67	10		13	O	35.01	14		70.10	0.87
12	136	HANEISHI Kuniomi	JPN	5	I	35.15	0.73	13		11	O	34.96	12		70.11	0.88
13	180	KLEVCHENYA Sergey	RUS	11	I	35.10	0.68	11		12	O	35.18	19		70.28	1.05
14	138	HORII Manabu	JPN	16	O	35.30	0.88	15		12	I	35.02	15		70.32	1.09
15	119	HANNINEN Janne	FIN	17	O	35.18	0.76	14		13	I	35.15	18		70.33	1.10
16	175	ABRATKIEWICZ Pawel	POL	6	O	35.40	0.98	16		11	I	35.04	16		70.44	1.21
17	151	CHOI Jae-Bong	KOR	14	O	35.45	1.03	17		10	I	35.12	17		70.57	1.34
18	178	DOROFYEV Dmitry	RUS	9	I	35.48	1.06	19		9	O	35.27	20		70.75	1.52
19	127	KUENZEL Michael	GER	10	I	35.47	1.05	18		10	O	35.37	25		70.84	1.61
20	104	BOUCHARD Patrick	CAN	10	O	35.54	1.12	20		9	I	35.34	22		70.88	1.65
21	114	LI Yu	CHN	5	O	35.62	1.20	21		8	I	35.35	=23		70.97	1.74
22	176	SWIST Tomasz	POL	14	I	35.72	1.30	23		8	O	35.55	26		71.27	2.04
23	130	CARTA Davide	ITA	11	O	35.70	1.28	22		7	I	35.69	29		71.39	2.16
24	105	BRISSEON Eric	CAN	12	O	35.86	1.44	24		6	I	35.68	28		71.54	2.31
25	156	PARK Jae-Man	KOR	4	O	36.05	1.63	25		5	I	35.91	31		71.96	2.73
26	124	BREUER Christian	GER	3	O	36.50	2.08	31		3	I	35.57	27		72.07	2.84
27	160	POSTMA Ids	NED	7	O	36.41	1.99	29		4	I	36.08	32		72.49	3.26
28	195	PELCHAT Marc	USA	8	I	37.59	3.17	34	F	4	O	34.99	13		72.58	3.35
29	187	FOMIN Andrey	UKR	4	I	36.26	1.84	27		6	O	36.38	34		72.64	3.41
30	133	GILLARDUZZI Dino	ITA	7	I	36.42	2.00	30		5	O	36.27	33		72.69	3.46
31	129	BALO Zsolt	HUN	1	I	36.24	1.82	26		7	O	36.69	35		72.93	3.70



RESULTS / RÉSULTATS

MEN 500 m RACE 2
500 m HOMMES, COURSE 2

UTAH OLYMPIC OVAL TUE 12 FEB 2002 / MAR 12 FEV 2002 START TIME / DEBUT 13:00

Rank	No.	Name	NOC	Race 1					Race 2					Total		
				Pair	Lane	Time	Gap	Rank	Note	Pair	Lane	Time	Rank	Note	Time	Gap
32	102	KHATYLYOV Aleksey	BLR	1	O	37.40	2.98	33		2	I	37.41	36		74.81	5.58
33	152	KIM Chul-Soo	KOR	6	I	73.11	38.69	35	F	3	O	35.35	=23		108.46	39.23
34	117	YU Fengtong	CHN	2	O	82.11	47.69	36	F	1	I	35.30	21		117.41	48.18
35	171	NJOS Grunde	NOR	3	I	97.67	63.25	37	F	2	O	35.90	30		133.57	64.34
	113	WOTHERSPOON Jeremy	CAN	19	I	DNF				1	O	34.63	1			
	134	IORIATTI Ermanno	ITA	8	O	36.30	1.88	28								
	126	FRIESINGER Jan	GER	2	I	36.80	2.38	32								

Referee:

LUDAHL Knut (NOR)

Legend					
No.	Starting Number	I	Inner Lane	O	Outer Lane
WR	World Record	OR	Olympic Record	DNF	Did Not Finish
F	Fell	=	Equal sign indicates that two or more athletes share the same rank		

Athlete Casey FITZRANDOLPH (USA) has set a new Olympic Record for the Total of 2 x 500m races.



DISTANCE ANALYSIS IN PAIRS / ANALYSE DE LA DISTANCE PAR PAIRE

MEN 500 m RACE 2 500 m HOMMES, COURSE 2

UTAH OLYMPIC OVAL TUE 12 FEB 2002 / MAR 12 FEV 2002 START TIME / DEBUT 13:00

WR	34.32	SHIMIZU Hiroyasu (JPN)	10 MAR 2001	Utah Olympic Oval (USA)
OR	34.42	FITZRANDOLPH Casey (USA)	11 FEB 2002	Utah Olympic Oval (USA)

WR	SHIMIZU Hiroyasu		JPN	34.32
	100m	500m		
	9.45	34.32		

Pair	Lane	No.	Name		NOC	Time	Note	Rank
			Split Time	Lap Time				
1	I	117	YU Fengtong		CHN	35.30		21
		9.53	(9.53)	35.30				
	O	113	WOTHERSPOON Jeremy		CAN	34.63		1
		9.59	(9.59)	34.63				
2	I	102	KHATYLYOV Aleksey		BLR	37.41		36
		10.41	(10.41)	37.41				
	O	171	NJOS Grunde		NOR	35.90		30
		9.83	(9.83)	35.90				
3	I	124	BREUER Christian		GER	35.57		27
		9.88	(9.88)	35.57				
	O	152	KIM Chul-Soo		KOR	35.35		=23
		9.77	(9.77)	35.35				
4	I	160	POSTMA Ids		NED	36.08		32
		10.06	(10.06)	36.08				
	O	195	PELCHAT Marc		USA	34.99		13
		9.50	(9.50)	34.99				
5	I	156	PARK Jae-Man		KOR	35.91		31
		9.96	(9.96)	35.91				
	O	133	GILLARDUZZI Dino		ITA	36.27		33
		10.08	(10.08)	36.27				



DISTANCE ANALYSIS IN PAIRS / ANALYSE DE LA DISTANCE PAR PAIRE

MEN 500 m RACE 2 500 m HOMMES, COURSE 2

UTAH OLYMPIC OVAL TUE 12 FEB 2002 / MAR 12 FEV 2002 START TIME / DEBUT 13:00

Pair	Lane	No.	Name		NOC	Time	Note	Rank
			Split Time	Lap Time				
6	I	105	BRISSON Eric		CAN	35.68		28
			9.93	(9.93)	35.68	(25.75)		
	O	187	FOMIN Andrey		UKR	36.38		34
			10.04	(10.04)	36.38	(26.34)		
7	I	130	CARTA Davide		ITA	35.69		29
			9.84	(9.84)	35.69	(25.85)		
	O	129	BALO Zsolt		HUN	36.69		35
			10.24	(10.24)	36.69	(26.45)		
8	I	114	LI Yu		CHN	35.35		=23
			9.83	(9.83)	35.35	(25.52)		
	O	176	SWIST Tomasz		POL	35.55		26
			9.89	(9.89)	35.55	(25.66)		
9	I	104	BOUCHARD Patrick		CAN	35.34		22
			9.76	(9.76)	35.34	(25.58)		
	O	178	DOROFYEV Dmitry		RUS	35.27		20
			9.67	(9.67)	35.27	(25.60)		
10	I	151	CHOI Jae-Bong		KOR	35.12		17
			9.82	(9.82)	35.12	(25.30)		
	O	127	KUENZEL Michael		GER	35.37		25
			9.79	(9.79)	35.37	(25.58)		
11	I	175	ABRATKIEWICZ Pawel		POL	35.04		16
			9.62	(9.62)	35.04	(25.42)		
	O	136	HANEISHI Kuniomi		JPN	34.96		12
			9.59	(9.59)	34.96	(25.37)		



DISTANCE ANALYSIS IN PAIRS / ANALYSE DE LA DISTANCE PAR PAIRE

MEN 500 m RACE 2 500 m HOMMES, COURSE 2

UTAH OLYMPIC OVAL TUE 12 FEB 2002 / MAR 12 FEV 2002 START TIME / DEBUT 13:00

Pair	Lane	No.	Name		NOC	Time	Note	Rank
			Split Time	Lap Time				
12	I	138	HORII Manabu		JPN	35.02		15
		9.78	(9.78)	35.02	(25.24)			
	O	180	KLEVCHENYA Sergey		RUS	35.18		19
		9.82	(9.82)	35.18	(25.36)			
13	I	119	HANNINEN Janne		FIN	35.15		18
		9.78	(9.78)	35.15	(25.37)			
	O	183	LOBKOV Dmitry		RUS	35.01		14
		9.64	(9.64)	35.01	(25.37)			
14	I	158	BOS Jan		NED	34.72		3
		9.69	(9.69)	34.72	(25.03)			
	O	145	TAKEDA Toyoki		JPN	34.81		=6
		9.56	(9.56)	34.81	(25.25)			
15	I	166	WENNEMARS Erben		NED	34.89		11
		9.76	(9.76)	34.89	(25.13)			
	O	153	LEE Kyu-Hyuk		KOR	34.85		10
		9.75	(9.75)	34.85	(25.10)			
16	I	190	CHEEK Joey		USA	34.82		8
		9.74	(9.74)	34.82	(25.08)			
	O	164	van VELDE Gerard		NED	34.77		4
		9.78	(9.78)	34.77	(24.99)			
17	I	108	IRELAND Mike		CAN	34.83		9
		9.72	(9.72)	34.83	(25.11)			
	O	143	SHIMIZU Hiroyasu		JPN	34.65		2
		9.47	(9.47)	34.65	(25.18)			



DISTANCE ANALYSIS IN PAIRS / ANALYSE DE LA DISTANCE PAR PAIRE

MEN 500 m RACE 2
500 m HOMMES, COURSE 2

UTAH OLYMPIC OVAL TUE 12 FEB 2002 / MAR 12 FEV 2002 START TIME / DEBUT 13:00

Pair	Lane	No.	Name		NOC	Time	Note	Rank
			Split Time	Lap Time				
18	I	189	CARPENTER Kip		USA	34.79		5
		9.75	(9.75)	34.79				
	O	191	FITZRANDOLPH Casey		USA	34.81		=6
		9.70	(9.70)	34.81				

Legend

No.	Starting Number	I	Inner Lane	O	Outer Lane
WR	World Record	OR	Olympic Record		
=	Equal sign indicates that two or more athletes share the same rank				



ICE AND CLIMATIC CONDITIONS / CONDITIONS CLIMATIQUES ET DE LA GLACE

MEN 500 m RACE 2 500 m HOMMES, COURSE 2

UTAH OLYMPIC OVAL TUE 12 FEB 2002 / MAR 12 FEV 2002 START TIME / DEBUT 13:00

	Race 1 (11 FEB 2002)		Race 2	
	Start of Event	End of Event	Start of Event	End of Event
Time	13:00	14:30	13:00	14:30
Air Temperature	18.3°C/65°F	18.9°C/66°F	18.1°C/65°F	19.4°C/67°F
Ice Temperature	-11.2°C/12°F	-11.1°C/12°F	-11.2°C/12°F	-10.8°C/13°F
Humidity	16%	21%	20%	24%
Air Pressure	868hPa	865hPa	866hPa	864hPa



RESULTS / RÉSULTATS

MEN 1000 m
1 000 m HOMMES

UTAH OLYMPIC OVAL SAT 16 FEB 2002 / SAM 16 FEV 2002 START TIME / DEBUT 13:00

WR	1:07.72	WOTHERSPOON Jeremy (CAN)	1 DEC 2001	Utah Olympic Oval (USA)
OR	1:10.64	POSTMA Ids (NED)	15 FEB 1998	Nagano/M-Wave (JPN)

Officials	
Referee	LUDAHL Knut (NOR)
Assistant Referee	MCCLEMENTS Jim (CAN)
Starter	de VRIJER Matthijs (NED)

Rank	No.	Name	NOC	Pair	Lane	Time	Gap	Note
1	164	van VELDE Gerard	NED	15	I	1:07.18	0.00	WR
2	158	BOS Jan	NED	19	I	1:07.53	0.35	
3	190	CHEEK Joey	USA	20	I	1:07.61	0.43	
4	189	CARPENTER Kip	USA	17	O	1:07.89	0.71	
5	166	WENNEMARS Erben	NED	22	I	1:07.95	0.77	
6	194	PEARSON Nick	USA	18	I	1:07.97	0.79	
7	191	FITZRANDOLPH Casey	USA	19	O	1:08.15	0.97	
8	153	LEE Kyu-Hyuk	KOR	16	I	1:08.37	1.19	
9	180	KLEVCHENYA Sergey	RUS	15	O	1:08.41	1.23	
10	119	HANNINEN Janne	FIN	16	O	1:08.45	1.27	
11	173	SONDRAL Adne	NOR	21	O	1:08.64	1.46	
12	151	CHOI Jae-Bong	KOR	14	O	1:08.81	1.63	
13	113	WOTHERSPOON Jeremy	CAN	22	O	1:08.82	1.64	
14	108	IRELAND Mike	CAN	21	I	1:08.88	1.70	
15	139	IMAI Yusuke	JPN	18	O	1:08.90	1.72	
16	145	TAKEDA Toyoki	JPN	20	O	1:08.95	1.77	
17	160	POSTMA Ids	NED	2	O	1:09.15	1.97	
18	183	LOBKOV Dmitry	RUS	12	I	1:09.20	2.02	
19	104	BOUCHARD Patrick	CAN	11	O	1:09.21	2.03	
20	111	MARSHALL Kevin	CAN	13	O	1:09.26	2.08	
21	176	SWIST Tomasz	POL	13	I	1:09.48	2.30	
22	138	HORII Manabu	JPN	14	I	1:09.50	2.32	
23	182	LALENKOV Yevgeny	RUS	4	O	1:09.55	2.37	
24	127	KUENZEL Michael	GER	17	I	1:09.64	2.46	
25	152	KIM Chul-Soo	KOR	1	I	1:09.79	2.61	
26	130	CARTA Davide	ITA	6	I	1:09.81	2.63	
27	149	TSYBENKO Sergey	KAZ	1	O	1:10.13	2.95	
28	167	ANDERSEN Petter	NOR	11	I	1:10.14	2.96	
29	175	ABRATKIEWICZ Pawel	POL	10	I	1:10.21	3.03	
30	124	BREUER Christian	GER	5	O	1:10.38	3.20	
31	129	BALO Zsolt	HUN	6	O	1:10.57	3.39	
32	156	PARK Jae-Man	KOR	4	I	1:10.67	3.49	
33	120	ROSENDAHL Risto	FIN	7	O	1:10.70	3.52	



RESULTS / RÉSULTATS

MEN 1000 m
1 000 m HOMMES

UTAH OLYMPIC OVAL SAT 16 FEB 2002 / SAM 16 FEV 2002 START TIME / DEBUT 13:00

Rank	No.	Name	NOC	Pair	Lane	Time	Gap	Note
34	126	FRIESINGER Jan	GER	2	I	1:10.71	3.53	
35	114	LI Yu	CHN	3	O	1:10.78	3.60	
36	133	GILLARDUZZI Dino	ITA	5	I	1:10.96	3.78	
37	187	FOMIN Andrey	UKR	8	I	1:11.04	3.86	
38	122	KUENTZ Cedric	FRA	3	I	1:11.26	4.08	
39	171	NJOS Grunde	NOR	10	O	1:11.31	4.13	
40	117	YU Fengtong	CHN	7	I	1:12.07	4.89	
41	103	MAKOVETSKY Igor	BLR	9	O	1:12.33	5.15	
42	102	KHATYLYOV Aleksey	BLR	8	O	1:13.73	6.55	
43	118	KRAMAR David	CZE	9	I	1:14.05	6.87	
44	142	NOAKE Hiroyuki	JPN	12	O	1:49.18	42.00	F

Referee:

LUDAHL Knut (NOR)

Legend	No.	Starting Number	I	OR	Inner Lane Olympic Record	O	F	Outer Lane Fell
	WR	World Record						



DISTANCE ANALYSIS IN PAIRS / ANALYSE DE LA DISTANCE PAR PAIRE

MEN 1000 m
1 000 m HOMMES

UTAH OLYMPIC OVAL SAT 16 FEB 2002 / SAM 16 FEV 2002 START TIME / DEBUT 13:00

WR	1:07.72	WOTHERSPOON Jeremy (CAN)	1 DEC 2001	Utah Olympic Oval (USA)
OR	1:10.64	POSTMA Ids (NED)	15 FEB 1998	Nagano/M-Wave (JPN)

WR	WOTHERSPOON Jeremy	CAN	1:07.72
	200m 16.26	600m 40.97	1000m 1:07.72

Pair	Lane	No.	Name		NOC	Time	Note	Rank
			Split Time	Lap Time				
1	I	152	KIM Chul-Soo		KOR	1:09.79	*OR	25
			16.59	(16.59)				
	O	149	TSYBENKO Sergey		KAZ	1:10.13		27
			17.14	(17.14)				
2	I	126	FRIESINGER Jan		GER	1:10.71		34
			17.11	(17.11)				
	O	160	POSTMA Ids		NED	1:09.15	*OR	17
			16.79	(16.79)				
3	I	122	KUENTZ Cedric		FRA	1:11.26		38
			17.28	(17.28)				
	O	114	LI Yu		CHN	1:10.78		35
			16.59	(16.59)				
4	I	156	PARK Jae-Man		KOR	1:10.67		32
			16.77	(16.77)				
	O	182	LALENKOV Yevgeny		RUS	1:09.55		23
			16.77	(16.77)				
5	I	133	GILLARDUZZI Dino		ITA	1:10.96		36
			16.78	(16.78)				
	O	124	BREUER Christian		GER	1:10.38		30
			16.96	(16.96)				



DISTANCE ANALYSIS IN PAIRS / ANALYSE DE LA DISTANCE PAR PAIRE

MEN 1000 m
1 000 m HOMMES

UTAH OLYMPIC OVAL SAT 16 FEB 2002 / SAM 16 FEV 2002 START TIME / DEBUT 13:00

Pair	Lane	No.	Name	NOC	Time	Note	Rank
6	I	130	CARTA Davide	ITA	1:09.81		26
			16.57 (16.57)	42.26 (25.69)	1:09.81 (27.55)		
	O	129	BALO Zsolt	HUN	1:10.57		31
			17.13 (17.13)	43.43 (26.30)	1:10.57 (27.14)		
7	I	117	YU Fengtong	CHN	1:12.07		40
			16.50 (16.50)	43.24 (26.74)	1:12.07 (28.83)		
	O	120	ROSENDAHL Risto	FIN	1:10.70		33
			16.97 (16.97)	42.98 (26.01)	1:10.70 (27.72)		
8	I	187	FOMIN Andrey	UKR	1:11.04		37
			16.89 (16.89)	43.30 (26.41)	1:11.04 (27.74)		
	O	102	KHATYLYOV Aleksey	BLR	1:13.73		42
			17.67 (17.67)	45.19 (27.52)	1:13.73 (28.54)		
9	I	118	KRAMAR David	CZE	1:14.05		43
			17.50 (17.50)	44.75 (27.25)	1:14.05 (29.30)		
	O	103	MAKOVETSKY Igor	BLR	1:12.33		41
			17.58 (17.58)	44.19 (26.61)	1:12.33 (28.14)		
10	I	175	ABRATKIEWICZ Pawel	POL	1:10.21		29
			16.58 (16.58)	42.45 (25.87)	1:10.21 (27.76)		
	O	171	NJOS Grunde	NOR	1:11.31		39
			16.49 (16.49)	42.27 (25.78)	1:11.31 (29.04)		
11	I	167	ANDERSEN Petter	NOR	1:10.14		28
			16.75 (16.75)	42.60 (25.85)	1:10.14 (27.54)		
	O	104	BOUCHARD Patrick	CAN	1:09.21		19
			16.54 (16.54)	41.92 (25.38)	1:09.21 (27.29)		



DISTANCE ANALYSIS IN PAIRS / ANALYSE DE LA DISTANCE PAR PAIRE

MEN 1000 m
1 000 m HOMMES

UTAH OLYMPIC OVAL SAT 16 FEB 2002 / SAM 16 FEV 2002 START TIME / DEBUT 13:00

Pair	Lane	No.	Name	NOC	Time	Note	Rank		
								Split Time	Lap Time
12	I	183	LOBKOV Dmitry	RUS	1:09.20		18		
			16.24 (16.24)	41.85 (25.61)	1:09.20 (27.35)				
	O	142	NOAKE Hiroyuki	JPN	1:49.18	F	44		
			16.61 (16.61)	1:05.82 (49.21)	1:49.18 (43.36)				
13	I	176	SWIST Tomasz	POL	1:09.48		21		
			16.52 (16.52)	41.84 (25.32)	1:09.48 (27.64)				
	O	111	MARSHALL Kevin	CAN	1:09.26		20		
			16.94 (16.94)	42.54 (25.60)	1:09.26 (26.72)				
14	I	138	HORII Manabu	JPN	1:09.50		22		
			16.43 (16.43)	41.91 (25.48)	1:09.50 (27.59)				
	O	151	CHOI Jae-Bong	KOR	1:08.81	*OR	12		
			16.66 (16.66)	42.01 (25.35)	1:08.81 (26.80)				
15	I	164	van VELDE Gerard	NED	1:07.18	WR	1		
			16.33 (16.33)	41.00 (24.67)	1:07.18 (26.18)				
	O	180	KLEVCHENYA Sergey	RUS	1:08.41		9		
			16.19 (16.19)	40.96 (24.77)	1:08.41 (27.45)				
16	I	153	LEE Kyu-Hyuk	KOR	1:08.37		8		
			16.23 (16.23)	41.40 (25.17)	1:08.37 (26.97)				
	O	119	HANNINEN Janne	FIN	1:08.45		10		
			16.30 (16.30)	41.46 (25.16)	1:08.45 (26.99)				
17	I	127	KUENZEL Michael	GER	1:09.64		24		
			16.71 (16.71)	42.22 (25.51)	1:09.64 (27.42)				
	O	189	CARPENTER Kip	USA	1:07.89		4		
			16.57 (16.57)	41.41 (24.84)	1:07.89 (26.48)				



DISTANCE ANALYSIS IN PAIRS / ANALYSE DE LA DISTANCE PAR PAIRE

MEN 1000 m
1 000 m HOMMES

UTAH OLYMPIC OVAL SAT 16 FEB 2002 / SAM 16 FEV 2002 START TIME / DEBUT 13:00

Pair	Lane	No.	Name	NOC	Time	Note	Rank		
								Split Time	Lap Time
18	I	194	PEARSON Nick	USA	1:07.97		6		
			16.76 (16.76)	41.65 (24.89)	1:07.97 (26.32)				
	O	139	IMAI Yusuke	JPN	1:08.90		15		
			16.74 (16.74)	41.93 (25.19)	1:08.90 (26.97)				
19	I	158	BOS Jan	NED	1:07.53		2		
			16.35 (16.35)	41.22 (24.87)	1:07.53 (26.31)				
	O	191	FITZRANDOLPH Casey	USA	1:08.15		7		
			16.09 (16.09)	40.90 (24.81)	1:08.15 (27.25)				
20	I	190	CHEEK Joey	USA	1:07.61		3		
			16.25 (16.25)	41.00 (24.75)	1:07.61 (26.61)				
	O	145	TAKEDA Toyoki	JPN	1:08.95		16		
			16.30 (16.30)	41.56 (25.26)	1:08.95 (27.39)				
21	I	108	IRELAND Mike	CAN	1:08.88		14		
			16.26 (16.26)	41.30 (25.04)	1:08.88 (27.58)				
	O	173	SONDRAL Adne	NOR	1:08.64		11		
			16.96 (16.96)	42.32 (25.36)	1:08.64 (26.32)				
22	I	166	WENNEMARS Erben	NED	1:07.95		5		
			16.20 (16.20)	41.22 (25.02)	1:07.95 (26.73)				
	O	113	WOTHERSPOON Jeremy	CAN	1:08.82		13		
			16.09 (16.09)	41.32 (25.23)	1:08.82 (27.50)				

Legend				
No.	Starting Number	I	Inner Lane	O
WR	World Record	OR	Olympic Record	*OR
F	Fell			Outer Lane
				At the moment time recorded

200m and 600m split time has been revised for Adne SONDRAL (NOR). This has not affected the results.

**ICE AND CLIMATIC CONDITIONS / CONDITIONS CLIMATIQUES ET DE LA GLACE**

MEN 1000 m
1 000 m HOMMES

UTAH OLYMPIC OVAL SAT 16 FEB 2002 / SAM 16 FEV 2002 START TIME / DEBUT 13:00

	Start of Event	End of Event
Time	13:00	15:00
Air Temperature	18.3°C/65°F	18.9°C/66°F
Ice Temperature	-11.4°C/12°F	-11.2°C/12°F
Humidity	18%	24%
Air Pressure	861hPa	858hPa



RESULTS / RÉSULTATS

MEN 1500 m
1 500 m HOMMES

UTAH OLYMPIC OVAL TUE 19 FEB 2002 / MAR 19 FEV 2002 START TIME / DEBUT 13:00

WR	1:45.20	LEE Kyu-Hyuk (KOR)	15 MAR 2001	Calgary Olympic Oval (CAN)
OR	1:47.87	SONDRAL Adne (NOR)	12 FEB 1998	Nagano/M-Wave (JPN)

Officials	
Referee	LUDAHL Knut (NOR)
Assistant Referee	MCCLEMENTS Jim (CAN)
Starter	de VRIJER Matthijs (NED)

Rank	No.	Name	NOC	Pair	Lane	Time	Gap	Note
1	193	PARRA Derek	USA	21	O	1:43.95	0.00	WR
2	163	UYTDEHAAGE Jochem	NED	9	O	1:44.57	0.62	
3	173	SONDRAL Adne	NOR	23	O	1:45.26	1.31	
4	190	CHEEK Joey	USA	23	I	1:45.34	1.39	
5	160	POSTMA Ids	NED	16	O	1:45.41	1.46	
6	194	PEARSON Nick	USA	5	O	1:45.51	1.56	
7	158	BOS Jan	NED	15	O	1:45.63	1.68	
8	153	LEE Kyu-Hyuk	KOR	18	O	1:45.82	1.87	
9	161	RITSMA Rintje	NED	14	I	1:45.86	1.91	
10	182	LALENKOV Yevgeny	RUS	14	O	1:45.97	2.02	
11	185	SHEPEL Dmitry	RUS	1	O	1:45.98	2.03	
12	112	MOLICKI Dustin	CAN	22	O	1:46.00	2.05	
13	119	HANNINEN Janne	FIN	9	I	1:46.04	2.09	
14	196	SHILLING JP	USA	19	O	1:46.29	2.34	
15	142	NOAKE Hiroyuki	JPN	18	I	1:46.38	2.43	
16	149	TSYBENKO Sergey	KAZ	8	O	1:46.40	2.45	
17	111	MARSHALL Kevin	CAN	24	O	1:46.75	2.80	
18	107	ELM Steven	CAN	21	I	1:46.99	3.04	
19	146	BIKCHANTAYEV Radik	KAZ	1	I	1:47.04	3.09	
20	167	ANDERSEN Petter	NOR	22	I	1:47.21	3.26	
21	151	CHOI Jae-Bong	KOR	20	O	1:47.26	3.31	
22	179	KIBALKO Alexandr	RUS	16	I	1:47.63	3.68	
23	141	NAKAJIMA Takaharu	JPN	13	I	1:47.64	3.69	
24	131	DONAGRANDE Stefano	ITA	17	I	1:47.72	3.77	
25	144	SHIRAHATA Keiji	JPN	19	I	1:47.78	3.83	
26	132	FABRIS Enrico	ITA	5	I	1:47.83	3.88	
27	121	ROSENDAHL Vesa	FIN	4	I	1:48.02	4.07	
28	110	MAROIS Philippe	CAN	12	I	1:48.13	4.18	
29	122	KUENTZ Cedric	FRA	2	O	1:48.20	4.25	
30	129	BALO Zsolt	HUN	15	I	1:48.27	4.32	
31	135	SIGHEL Roberto	ITA	3	O	1:48.40	4.45	
32	120	ROSENDAHL Risto	FIN	20	I	1:48.57	4.62	
33	155	MOON Joon	KOR	4	O	1:48.58	4.63	



RESULTS / RÉSULTATS

MEN 1500 m
1 500 m HOMMES

UTAH OLYMPIC OVAL TUE 19 FEB 2002 / MAR 19 FEV 2002 START TIME / DEBUT 13:00

Rank	No.	Name	NOC	Pair	Lane	Time	Gap	Note
34	139	IMAI Yusuke	JPN	24	I	1:48.76	4.81	
35	169	ERVIK Eskil	NOR	2	I	1:49.24	5.29	
36	150	ULYANIN Nikolay	KAZ	11	I	1:49.42	5.47	
37	184	SAYUTIN Vadim	RUS	11	O	1:49.45	5.50	
38	186	ROJLER Johan	SWE	6	I	1:49.50	5.55	
39	148	KOSTIN Vladimir	KAZ	12	O	1:49.57	5.62	
40	103	MAKOVETSKY Igor	BLR	10	I	1:50.15	6.20	
41	126	FRIESINGER Jan	GER	17	O	1:50.26	6.31	
42	157	YEO Sang-Yeop	KOR	10	O	1:50.70	6.75	
43	187	FOMIN Andrey	UKR	3	I	1:51.02	7.07	
43	125	DITTRICH Frank	GER	8	I	1:51.02	7.07	
45	116	MA Yongbin	CHN	7	I	1:51.81	7.86	
46	115	LIU Guangbin	CHN	6	O	1:52.01	8.06	
47	102	KHATYLYOV Aleksey	BLR	7	O	1:52.87	8.92	
	124	BREUER Christian	GER	13	O	DNF		

Referee:

LUDAHL Knut (NOR)

Legend	No.	Starting Number	I	Inner Lane	O	Outer Lane
WR		World Record	OR	Olympic Record	DNF	Did Not Finish



DISTANCE ANALYSIS IN PAIRS / ANALYSE DE LA DISTANCE PAR PAIRE

MEN 1500 m
1 500 m HOMMES

UTAH OLYMPIC OVAL TUE 19 FEB 2002 / MAR 19 FEV 2002 START TIME / DEBUT 13:00

WR	1:45.20	LEE Kyu-Hyuk (KOR)	15 MAR 2001	Calgary Olympic Oval (CAN)
OR	1:47.87	SONDRAL Adne (NOR)	12 FEB 1998	Nagano/M-Wave (JPN)

WR	LEE Kyu-Hyuk			KOR	1:45.20
	300m	700m	1100m	1500m	
	23.22	49.08	1:16.54	1:45.20	

Pair	Lane	No.	Name		NOC		Time		Note	Rank
			Split Time	Lap Time	Split Time	Lap Time	Split Time	Lap Time		
1	I	146	BIKCHANTAYEV Radik		KAZ		1:47.04			19
			24.04	(24.04)	50.68	(26.64)	1:18.39	(27.71)		
	O	185	SHEPEL Dmitry		RUS		1:45.98		*OR	11
			23.88	(23.88)	49.84	(25.96)	1:16.98	(27.14)		
2	I	169	ERVIK Eskil		NOR		1:49.24			35
			24.71	(24.71)	51.61	(26.90)	1:19.65	(28.04)		
	O	122	KUENTZ Cedric		FRA		1:48.20			29
			24.49	(24.49)	51.19	(26.70)	1:19.10	(27.91)		
3	I	187	FOMIN Andrey		UKR		1:51.02			=43
			24.15	(24.15)	51.69	(27.54)	1:20.65	(28.96)		
	O	135	SIGHEL Roberto		ITA		1:48.40			31
			24.01	(24.01)	50.82	(26.81)	1:19.10	(28.28)		
4	I	121	ROSENDAHL Vesa		FIN		1:48.02			27
			24.07	(24.07)	51.08	(27.01)	1:18.87	(27.79)		
	O	155	MOON Joon		KOR		1:48.58			33
			23.84	(23.84)	50.86	(27.02)	1:19.38	(28.52)		
5	I	132	FABRIS Enrico		ITA		1:47.83			26
			24.66	(24.66)	51.80	(27.14)	1:19.37	(27.57)		
	O	194	PEARSON Nick		USA		1:45.51		*OR	6
			23.71	(23.71)	49.55	(25.84)	1:16.65	(27.10)		



DISTANCE ANALYSIS IN PAIRS / ANALYSE DE LA DISTANCE PAR PAIRE

MEN 1500 m
1 500 m HOMMES

UTAH OLYMPIC OVAL TUE 19 FEB 2002 / MAR 19 FEV 2002 START TIME / DEBUT 13:00

Pair	Lane	No.	Name		NOC		Time		Note	Rank
			Split Time	Lap Time	Split Time	Lap Time	Split Time	Lap Time		
6	I	186	ROJLER Johan		SWE		1:49.50			38
			24.73	(24.73)	52.10	(27.37)	1:20.28	(28.18)	1:49.50	(29.22)
	O	115	LIU Guangbin		CHN		1:52.01			46
			25.35	(25.35)	53.17	(27.82)	1:21.84	(28.67)	1:52.01	(30.17)
7	I	116	MA Yongbin		CHN		1:51.81			45
			24.84	(24.84)	52.82	(27.98)	1:21.72	(28.90)	1:51.81	(30.09)
	O	102	KHATYLYOV Aleksey		BLR		1:52.87			47
			24.54	(24.54)	52.87	(28.33)	1:21.93	(29.06)	1:52.87	(30.94)
8	I	125	DITTRICH Frank		GER		1:51.02			=43
			25.52	(25.52)	53.80	(28.28)	1:22.28	(28.48)	1:51.02	(28.74)
	O	149	TSYBENKO Sergey		KAZ		1:46.40			16
			23.90	(23.90)	50.24	(26.34)	1:17.74	(27.50)	1:46.40	(28.66)
9	I	119	HANNINEN Janne		FIN		1:46.04			13
			23.16	(23.16)	49.35	(26.19)	1:16.53	(27.18)	1:46.04	(29.51)
	O	163	UYTDEHAAGE Jochem		NED		1:44.57		*WR	2
			23.83	(23.83)	49.88	(26.05)	1:16.94	(27.06)	1:44.57	(27.63)
10	I	103	MAKOVETSKY Igor		BLR		1:50.15			40
			24.52	(24.52)	51.72	(27.20)	1:20.17	(28.45)	1:50.15	(29.98)
	O	157	YEO Sang-Yeop		KOR		1:50.70			42
			23.88	(23.88)	50.72	(26.84)	1:19.81	(29.09)	1:50.70	(30.89)
11	I	150	ULYANIN Nikolay		KAZ		1:49.42			36
			24.27	(24.27)	51.55	(27.28)	1:19.78	(28.23)	1:49.42	(29.64)
	O	184	SAYUTIN Vadim		RUS		1:49.45			37
			24.47	(24.47)	51.55	(27.08)	1:19.98	(28.43)	1:49.45	(29.47)



DISTANCE ANALYSIS IN PAIRS / ANALYSE DE LA DISTANCE PAR PAIRE

MEN 1500 m
1 500 m HOMMES

UTAH OLYMPIC OVAL TUE 19 FEB 2002 / MAR 19 FEV 2002 START TIME / DEBUT 13:00

Pair	Lane	No.	Name		NOC	Time		Note	Rank
			Split Time	Lap Time		Split Time	Lap Time		
12	I	110	MAROIS Philippe		CAN	1:48.13			28
			24.80	(24.80)		51.59	(26.79)		
	O	148	KOSTIN Vladimir		KAZ	1:49.57			39
			24.31	(24.31)		51.47	(27.16)		
13	I	141	NAKAJIMA Takaharu		JPN	1:47.64			23
			23.13	(23.13)		48.97	(25.84)		
	O	124	BREUER Christian		GER			DNF	
			23.54	(23.54)					
14	I	161	RITSMA Rintje		NED	1:45.86			9
			23.68	(23.68)		49.99	(26.31)		
	O	182	LALENKOV Yevgeny		RUS	1:45.97			10
			23.66	(23.66)		49.87	(26.21)		
15	I	129	BALO Zsolt		HUN	1:48.27			30
			24.20	(24.20)		51.16	(26.96)		
	O	158	BOS Jan		NED	1:45.63			7
			23.47	(23.47)		49.68	(26.21)		
16	I	179	KIBALKO Alexandr		RUS	1:47.63			22
			23.91	(23.91)		50.64	(26.73)		
	O	160	POSTMA Ids		NED	1:45.41			5
			23.67	(23.67)		50.36	(26.69)		
17	I	131	DONAGRANDE Stefano		ITA	1:47.72			24
			24.51	(24.51)		51.27	(26.76)		
	O	126	FRIESINGER Jan		GER	1:50.26			41
			24.01	(24.01)		51.05	(27.04)		



DISTANCE ANALYSIS IN PAIRS / ANALYSE DE LA DISTANCE PAR PAIRE

MEN 1500 m
1 500 m HOMMES

UTAH OLYMPIC OVAL TUE 19 FEB 2002 / MAR 19 FEV 2002 START TIME / DEBUT 13:00

Pair	Lane	No.	Name	NOC		Time		Note	Rank					
				Split Time	Lap Time	Split Time	Lap Time			Split Time	Lap Time			
18	I	142	NOAKE Hiroyuki	JPN	1:46.38	23.31	(23.31)	49.34	(26.03)	1:16.76	(27.42)	1:46.38	(29.62)	15
	O	153	LEE Kyu-Hyuk	KOR	1:45.82	23.22	(23.22)	49.09	(25.87)	1:16.75	(27.66)	1:45.82	(29.07)	8
19	I	144	SHIRAHATA Keiji	JPN	1:47.78	24.37	(24.37)	51.63	(27.26)	1:19.32	(27.69)	1:47.78	(28.46)	25
	O	196	SHILLING JP	USA	1:46.29	23.73	(23.73)	49.83	(26.10)	1:17.06	(27.23)	1:46.29	(29.23)	14
20	I	120	ROSENDAHL Risto	FIN	1:48.57	24.42	(24.42)	51.52	(27.10)	1:19.36	(27.84)	1:48.57	(29.21)	32
	O	151	CHOI Jae-Bong	KOR	1:47.26	23.65	(23.65)	50.24	(26.59)	1:18.05	(27.81)	1:47.26	(29.21)	21
21	I	107	ELM Steven	CAN	1:46.99	24.43	(24.43)	50.88	(26.45)	1:18.12	(27.24)	1:46.99	(28.87)	18
	O	193	PARRA Derek	USA	1:43.95	23.57	(23.57)	49.06	(25.49)	1:15.54	(26.48)	1:43.95	(28.41)	WR 1
22	I	167	ANDERSEN Petter	NOR	1:47.21	23.68	(23.68)	50.16	(26.48)	1:17.66	(27.50)	1:47.21	(29.55)	20
	O	112	MOLICKI Dustin	CAN	1:46.00	23.66	(23.66)	49.93	(26.27)	1:17.31	(27.38)	1:46.00	(28.69)	12
23	I	190	CHEEK Joey	USA	1:45.34	23.10	(23.10)	48.36	(25.26)	1:15.10	(26.74)	1:45.34	(30.24)	4
	O	173	SONDRAL Adne	NOR	1:45.26	23.70	(23.70)	49.73	(26.03)	1:16.85	(27.12)	1:45.26	(28.41)	3



DISTANCE ANALYSIS IN PAIRS / ANALYSE DE LA DISTANCE PAR PAIRE

MEN 1500 m
1 500 m HOMMES

UTAH OLYMPIC OVAL TUE 19 FEB 2002 / MAR 19 FEV 2002 START TIME / DEBUT 13:00

Pair	Lane	No.	Name	NOC	Time		Note	Rank
					Split Time	Lap Time		
24	I	139	IMAI Yusuke	JPN	1:48.76			34
		23.55	(23.55)	49.68	(26.13)	1:17.51	(27.83)	1:48.76
	O	111	MARSHALL Kevin	CAN	1:46.75			17
		24.02	(24.02)	50.45	(26.43)	1:17.82	(27.37)	1:46.75

Legend

No.	Starting Number	I	Inner Lane	O	Outer Lane
WR	World Record	OR	Olympic Record	*WR	At the moment time recorded
*OR	At the moment time recorded	DNF	Did Not Finish		
=	Equal sign indicates that two or more athletes share the same rank				

**ICE AND CLIMATIC CONDITIONS / CONDITIONS CLIMATIQUES ET DE LA GLACE**

MEN 1500 m
1 500 m HOMMES

UTAH OLYMPIC OVAL TUE 19 FEB 2002 / MAR 19 FEV 2002 START TIME / DEBUT 13:00

	Start of Event	End of Event
Time	13:00	15:30
Air Temperature	18.3°C/65°F	18.3°C/65°F
Ice Temperature	-11.4°C/12°F	-11.1°C/12°F
Humidity	20%	26%
Air Pressure	856hPa	856hPa



RESULTS / RÉSULTATS

MEN 10000 m
10 000 m HOMMES

UTAH OLYMPIC OVAL FRI 22 FEB 2002 / VEN 22 FEV 2002 START TIME / DEBUT 12:00

WR	13:03.40	ROMME Gianni (NED)	26 NOV 2000	Heerenveen/Thialf (NED)
OR	13:15.33	ROMME Gianni (NED)	17 FEB 1998	Nagano/M-Wave (JPN)

Officials	
Referee	LUDAHL Knut (NOR)
Assistant Referee	MCCLEMENTS Jim (CAN)
Starter	CESCHI Franco (ITA)

Rank	No.	Name	NOC	Pair	Lane	Time	Gap	Note
1	163	UYTDEHAAGE Jochem	NED	4	I	12:58.92	0.00	WR
2	162	ROMME Gianni	NED	2	I	13:10.03	11.11	
3	172	SAETRE Lasse	NOR	8	O	13:16.92	18.00	
4	144	SHIRAHATA Keiji	JPN	5	I	13:20.40	21.48	
5	123	BODEN Jens	GER	7	O	13:23.43	24.51	
6	185	SHEPEL Dmitry	RUS	1	I	13:23.83	24.91	
7	135	SIGHEL Roberto	ITA	1	O	13:26.19	27.27	
8	174	STORELID Kjell	NOR	7	I	13:27.24	28.32	
9	101	VELDKAMP Bart	BEL	3	O	13:27.48	28.56	
10	125	DITTRICH Frank	GER	8	I	13:28.73	29.81	
11	140	ITOKAWA Toshihiko	JPN	6	I	13:31.96	33.04	
12	192	HEDSTRAND Jason	USA	3	I	13:32.99	34.07	
13	193	PARRA Derek	USA	4	O	13:33.44	34.52	
14	177	ZYGMUNT Pawel	POL	5	O	13:35.50	36.58	
15	159	de JONG Bob	NED	6	O	13:48.93	50.01	
16	112	MOLICKI Dustin	CAN	2	O	13:54.49	55.57	

Referee:

LUDAHL Knut (NOR)

Legend				
No.	Starting Number	I	Inner Lane	O
WR	World Record	OR	Olympic Record	Outer Lane



DISTANCE ANALYSIS IN PAIRS / ANALYSE DE LA DISTANCE PAR PAIRE

MEN 10000 m
10 000 m HOMMES

UTAH OLYMPIC OVAL FRI 22 FEB 2002 / VEN 22 FEV 2002 START TIME / DEBUT 12:00

WR	13:03.40	ROMME Gianni (NED)	26 NOV 2000	Heerenveen/Thialf (NED)
OR	13:15.33	ROMME Gianni (NED)	17 FEB 1998	Nagano/M-Wave (JPN)

WR	ROMME Gianni				NED	13:03.40			
400m	800m	1200m	1600m	2000m					
33.70	1:04.07	1:34.56	2:04.85	2:35.36					
2400m	2800m	3200m	3600m	4000m					
3:05.67	3:36.15	4:06.79	4:37.54	5:08.46					
4400m	4800m	5200m	5600m	6000m					
5:39.79	6:11.07	6:42.33	7:13.82	7:45.37					
6400m	6800m	7200m	7600m	8000m					
8:16.73	8:47.98	9:19.49	9:50.95	10:22.19					
8400m	8800m	9200m	9600m	10000m					
10:53.96	11:26.29	11:58.86	12:31.39	13:03.40					

Pair	Lane	No.	Name	NOC		Time		Note	Rank				
				Split Time	Lap Time	Split Time	Lap Time						
1	I	185	SHEPEL Dmitry	RUS		13:23.83			6				
				34.92	(34.92)	1:05.57	(30.65)	1:37.26	(31.69)	2:08.72	(31.46)	2:40.06	(31.34)
				3:12.17	(32.11)	3:44.07	(31.90)	4:16.10	(32.03)	4:48.55	(32.45)	5:21.01	(32.46)
				5:53.48	(32.47)	6:25.64	(32.16)	6:58.07	(32.43)	7:30.26	(32.19)	8:02.42	(32.16)
				8:34.41	(31.99)	9:06.63	(32.22)	9:39.12	(32.49)	10:11.61	(32.49)	10:43.87	(32.26)
	11:16.13	(32.26)	11:48.28	(32.15)	12:20.45	(32.17)	12:52.12	(31.67)	13:23.83	(31.71)			
	O	135	SIGHEL Roberto	ITA		13:26.19			7				
				34.99	(34.99)	1:05.65	(30.66)	1:36.62	(30.97)	2:07.72	(31.10)	2:38.44	(30.72)
				3:09.46	(31.02)	3:40.61	(31.15)	4:11.92	(31.31)	4:43.69	(31.77)	5:15.65	(31.96)
				5:47.73	(32.08)	6:19.82	(32.09)	6:52.07	(32.25)	7:24.74	(32.67)	7:57.38	(32.64)
8:30.07				(32.69)	9:02.72	(32.65)	9:35.63	(32.91)	10:08.64	(33.01)	10:41.63	(32.99)	
11:14.53	(32.90)	11:47.70	(33.17)	12:20.72	(33.02)	12:53.71	(32.99)	13:26.19	(32.48)				



DISTANCE ANALYSIS IN PAIRS / ANALYSE DE LA DISTANCE PAR PAIRE

MEN 10000 m
10 000 m HOMMES

UTAH OLYMPIC OVAL FRI 22 FEB 2002 / VEN 22 FEV 2002 START TIME / DEBUT 12:00

Pair	Lane	No.	Name	NOC		Time		Note	Rank		
				Split Time	Lap Time	Split Time	Lap Time			Split Time	Lap Time
2	I	162	ROMME Gianni	NED	13:10.03	*OR	2				
		33.71	(33.71)	1:03.49	(29.78)	1:33.64	(30.15)	2:03.69	(30.05)	2:33.84	(30.15)
		3:03.84	(30.00)	3:33.96	(30.12)	4:04.44	(30.48)	4:35.35	(30.91)	5:06.32	(30.97)
		5:37.73	(31.41)	6:09.34	(31.61)	6:41.39	(32.05)	7:13.52	(32.13)	7:46.10	(32.58)
		8:18.68	(32.58)	8:51.28	(32.60)	9:23.36	(32.08)	9:55.45	(32.09)	10:27.37	(31.92)
	10:59.40	(32.03)	11:32.01	(32.61)	12:04.71	(32.70)	12:37.43	(32.72)	13:10.03	(32.60)	
	O	112	MOLICKI Dustin	CAN	13:54.49		16				
		35.60	(35.60)	1:07.43	(31.83)	1:39.30	(31.87)	2:10.98	(31.68)	2:42.48	(31.50)
		3:14.40	(31.92)	3:46.29	(31.89)	4:18.05	(31.76)	4:49.90	(31.85)	5:22.25	(32.35)
		5:54.88	(32.63)	6:28.08	(33.20)	7:01.50	(33.42)	7:34.70	(33.20)	8:08.16	(33.46)
8:42.18		(34.02)	9:16.77	(34.59)	9:50.97	(34.20)	10:25.21	(34.24)	10:59.74	(34.53)	
11:34.35	(34.61)	12:09.64	(35.29)	12:45.53	(35.89)	13:20.77	(35.24)	13:54.49	(33.72)		
3	I	192	HEDSTRAND Jason	USA	13:32.99		12				
		34.99	(34.99)	1:06.37	(31.38)	1:38.20	(31.83)	2:09.94	(31.74)	2:41.52	(31.58)
		3:13.13	(31.61)	3:44.62	(31.49)	4:16.23	(31.61)	4:47.86	(31.63)	5:19.47	(31.61)
		5:51.06	(31.59)	6:22.67	(31.61)	6:54.23	(31.56)	7:25.91	(31.68)	7:57.82	(31.91)
		8:29.97	(32.15)	9:02.02	(32.05)	9:34.25	(32.23)	10:07.18	(32.93)	10:40.32	(33.14)
	11:13.72	(33.40)	11:47.52	(33.80)	12:22.07	(34.55)	12:57.48	(35.41)	13:32.99	(35.51)	
	O	101	VELDKAMP Bart	BEL	13:27.48		9				
		33.56	(33.56)	1:03.63	(30.07)	1:34.41	(30.78)	2:05.47	(31.06)	2:36.42	(30.95)
		3:07.48	(31.06)	3:38.79	(31.31)	4:10.30	(31.51)	4:42.02	(31.72)	5:13.92	(31.90)
		5:46.05	(32.13)	6:18.24	(32.19)	6:50.43	(32.19)	7:23.21	(32.78)	7:55.95	(32.74)
8:29.04		(33.09)	9:02.06	(33.02)	9:35.21	(33.15)	10:08.03	(32.82)	10:41.34	(33.31)	
11:14.94	(33.60)	11:48.56	(33.62)	12:21.48	(32.92)	12:54.41	(32.93)	13:27.48	(33.07)		



DISTANCE ANALYSIS IN PAIRS / ANALYSE DE LA DISTANCE PAR PAIRE

MEN 10000 m
10 000 m HOMMES

UTAH OLYMPIC OVAL FRI 22 FEB 2002 / VEN 22 FEV 2002 START TIME / DEBUT 12:00

Pair	Lane	No.	Name	NOC		Time		Note	Rank		
				Split Time	Lap Time	Split Time	Lap Time			Split Time	Lap Time
4	I	163	UYTDEHAAGE Jochem			NED	12:58.92	WR	1		
		34.42	(34.42)	1:05.06	(30.64)	1:35.96	(30.90)	2:07.13	(31.17)	2:38.35	(31.22)
		3:09.09	(30.74)	3:39.87	(30.78)	4:10.55	(30.68)	4:41.30	(30.75)	5:12.04	(30.74)
		5:42.80	(30.76)	6:13.85	(31.05)	6:44.77	(30.92)	7:15.69	(30.92)	7:46.83	(31.14)
		8:18.03	(31.20)	8:49.20	(31.17)	9:20.26	(31.06)	9:51.25	(30.99)	10:22.40	(31.15)
	10:53.88	(31.48)	11:25.03	(31.15)	11:56.44	(31.41)	12:27.63	(31.19)	12:58.92	(31.29)	
	O	193	PARRA Derek			USA	13:33.44		13		
		34.72	(34.72)	1:04.42	(29.70)	1:35.22	(30.80)	2:06.66	(31.44)	2:38.01	(31.35)
		3:09.46	(31.45)	3:40.39	(30.93)	4:11.55	(31.16)	4:42.81	(31.26)	5:14.27	(31.46)
		5:45.74	(31.47)	6:17.64	(31.90)	6:49.89	(32.25)	7:22.37	(32.48)	7:54.85	(32.48)
8:27.40		(32.55)	9:00.02	(32.62)	9:32.47	(32.45)	10:05.27	(32.80)	10:38.35	(33.08)	
11:11.78	(33.43)	11:45.76	(33.98)	12:20.47	(34.71)	12:55.64	(35.17)	13:33.44	(37.80)		
5	I	144	SHIRAHATA Keiji			JPN	13:20.40		4		
		36.46	(36.46)	1:09.41	(32.95)	1:42.14	(32.73)	2:14.61	(32.47)	2:46.92	(32.31)
		3:19.03	(32.11)	3:51.12	(32.09)	4:23.11	(31.99)	4:55.03	(31.92)	5:26.98	(31.95)
		5:58.80	(31.82)	6:30.58	(31.78)	7:02.06	(31.48)	7:33.51	(31.45)	8:05.18	(31.67)
		8:36.76	(31.58)	9:08.46	(31.70)	9:39.90	(31.44)	10:11.71	(31.81)	10:43.51	(31.80)
	11:15.27	(31.76)	11:46.93	(31.66)	12:18.48	(31.55)	12:49.74	(31.26)	13:20.40	(30.66)	
	O	177	ZYGMUNT Pawel			POL	13:35.50		14		
		36.70	(36.70)	1:08.76	(32.06)	1:40.40	(31.64)	2:11.42	(31.02)	2:42.70	(31.28)
		3:14.04	(31.34)	3:45.46	(31.42)	4:17.05	(31.59)	4:48.62	(31.57)	5:20.00	(31.38)
		5:51.55	(31.55)	6:23.21	(31.66)	6:54.91	(31.70)	7:26.34	(31.43)	7:57.77	(31.43)
8:29.46		(31.69)	9:01.47	(32.01)	9:33.43	(31.96)	10:05.86	(32.43)	10:38.95	(33.09)	
11:12.37	(33.42)	11:46.49	(34.12)	12:21.78	(35.29)	12:58.21	(36.43)	13:35.50	(37.29)		



DISTANCE ANALYSIS IN PAIRS / ANALYSE DE LA DISTANCE PAR PAIRE

MEN 10000 m
10 000 m HOMMES

UTAH OLYMPIC OVAL FRI 22 FEB 2002 / VEN 22 FEV 2002 START TIME / DEBUT 12:00

Pair	Lane	No.	Name	NOC		Time		Note	Rank		
				Split Time	Lap Time	Split Time	Lap Time			Split Time	Lap Time
6	I	140	ITOKAWA Toshihiko	JPN	13:31.96				11		
		35.63	(35.63)	1:07.45	(31.82)	1:39.57	(32.12)	2:11.76	(32.19)	2:43.38	(31.62)
		3:15.04	(31.66)	3:47.02	(31.98)	4:18.95	(31.93)	4:50.97	(32.02)	5:22.73	(31.76)
		5:54.69	(31.96)	6:26.81	(32.12)	6:58.98	(32.17)	7:31.41	(32.43)	8:03.99	(32.58)
		8:36.53	(32.54)	9:09.17	(32.64)	9:41.92	(32.75)	10:15.09	(33.17)	10:48.11	(33.02)
	11:21.27	(33.16)	11:54.18	(32.91)	12:27.01	(32.83)	12:59.68	(32.67)	13:31.96	(32.28)	
	O	159	de JONG Bob	NED	13:48.93					15	
		33.12	(33.12)	1:04.07	(30.95)	1:35.52	(31.45)	2:06.87	(31.35)	2:38.16	(31.29)
		3:09.68	(31.52)	3:41.39	(31.71)	4:13.09	(31.70)	4:44.71	(31.62)	5:16.73	(32.02)
		5:49.08	(32.35)	6:22.44	(33.36)	6:56.29	(33.85)	7:30.41	(34.12)	8:03.94	(33.53)
8:38.43		(34.49)	9:13.62	(35.19)	9:48.16	(34.54)	10:22.17	(34.01)	10:56.14	(33.97)	
11:30.31	(34.17)	12:04.61	(34.30)	12:39.03	(34.42)	13:13.82	(34.79)	13:48.93	(35.11)		
7	I	174	STORELID Kjell	NOR	13:27.24					8	
		35.42	(35.42)	1:07.49	(32.07)	1:39.56	(32.07)	2:11.04	(31.48)	2:42.71	(31.67)
		3:14.22	(31.51)	3:45.95	(31.73)	4:17.72	(31.77)	4:49.65	(31.93)	5:21.33	(31.68)
		5:53.27	(31.94)	6:25.22	(31.95)	6:57.29	(32.07)	7:29.24	(31.95)	8:01.28	(32.04)
		8:33.27	(31.99)	9:05.56	(32.29)	9:37.54	(31.98)	10:09.74	(32.20)	10:42.01	(32.27)
	11:14.22	(32.21)	11:46.99	(32.77)	12:19.66	(32.67)	12:53.54	(33.88)	13:27.24	(33.70)	
	O	123	BODEN Jens	GER	13:23.43					5	
		35.77	(35.77)	1:07.93	(32.16)	1:40.06	(32.13)	2:11.79	(31.73)	2:43.41	(31.62)
		3:14.90	(31.49)	3:46.62	(31.72)	4:18.32	(31.70)	4:50.33	(32.01)	5:22.07	(31.74)
		5:54.16	(32.09)	6:26.42	(32.26)	6:58.43	(32.01)	7:30.21	(31.78)	8:02.19	(31.98)
8:34.40		(32.21)	9:06.63	(32.23)	9:38.70	(32.07)	10:11.20	(32.50)	10:43.75	(32.55)	
11:16.45	(32.70)	11:48.69	(32.24)	12:20.80	(32.11)	12:52.49	(31.69)	13:23.43	(30.94)		



DISTANCE ANALYSIS IN PAIRS / ANALYSE DE LA DISTANCE PAR PAIRE

MEN 10000 m
10 000 m HOMMES

UTAH OLYMPIC OVAL FRI 22 FEB 2002 / VEN 22 FEV 2002 START TIME / DEBUT 12:00

Pair	Lane	No.	Name	NOC		Time		Note	Rank		
				Split Time	Lap Time	Split Time	Lap Time			Split Time	Lap Time
8	I	125	DITTRICH Frank	GER	13:28.73				10		
		35.39	(35.39)	1:06.61	(31.22)	1:38.29	(31.68)	2:09.97	(31.68)	2:41.75	(31.78)
		3:13.35	(31.60)	3:44.98	(31.63)	4:16.62	(31.64)	4:48.56	(31.94)	5:20.42	(31.86)
		5:52.18	(31.76)	6:24.27	(32.09)	6:56.63	(32.36)	7:28.97	(32.34)	8:01.38	(32.41)
		8:33.82	(32.44)	9:06.32	(32.50)	9:38.88	(32.56)	10:11.17	(32.29)	10:43.42	(32.25)
	11:15.84	(32.42)	11:48.59	(32.75)	12:21.79	(33.20)	12:55.31	(33.52)	13:28.73	(33.42)	
	O	172	SAETRE Lasse	NOR	13:16.92					3	
		35.24	(35.24)	1:06.94	(31.70)	1:38.46	(31.52)	2:09.91	(31.45)	2:41.45	(31.54)
		3:13.07	(31.62)	3:44.69	(31.62)	4:16.58	(31.89)	4:48.23	(31.65)	5:20.10	(31.87)
		5:51.48	(31.38)	6:23.24	(31.76)	6:54.92	(31.68)	7:26.68	(31.76)	7:58.27	(31.59)
8:29.84		(31.57)	9:01.20	(31.36)	9:32.78	(31.58)	10:04.27	(31.49)	10:35.89	(31.62)	
11:07.60	(31.71)	11:39.82	(32.22)	12:12.18	(32.36)	12:44.90	(32.72)	13:16.92	(32.02)		

Legend			
No.	Starting Number	I	Inner Lane
WR	World Record	OR	Olympic Record
		O	Outer Lane
		*OR	At the moment time recorded

**ICE AND CLIMATIC CONDITIONS / CONDITIONS CLIMATIQUES ET DE LA GLACE**

MEN 10000 m
10 000 m HOMMES

UTAH OLYMPIC OVAL FRI 22 FEB 2002 / VEN 22 FEV 2002 START TIME / DEBUT 12:00

	Start of Event	End of Event
Time	12:00	15:15
Air Temperature	18.9°C/66°F	18.5°C/65°F
Ice Temperature	-13.4°C/8°F	-13.3°C/8°F
Humidity	14%	25%
Air Pressure	865hPa	863hPa



RESULTS / RÉSULTATS

LADIES 3000 m
3 000 m DAMES

UTAH OLYMPIC OVAL SUN 10 FEB 2002 / DIM 10 FEV 2002 START TIME / DEBUT 13:00

WR	3:59.26	PECHSTEIN Claudia (GER)	2 MAR 2001	Calgary Olympic Oval (CAN)
OR	4:07.29	NIEMANN-STIRNEMANN Gunda (GER)	11 FEB 1998	Nagano/M-Wave (JPN)

Officials	
Referee	KRETSCHMANN Ernest (USA)
Assistant Referee	SMIT Simon (NED)
Starter	FITZRANDOLPH Jeff (USA)

Rank	No.	Name	NOC	Pair	Lane	Time	Gap	Note
1	22	PECHSTEIN Claudia	GER	15	I	3:57.70	0.00	WR
2	49	GROENEWOLD Renate	NED	16	I	3:58.94	1.24	
3	8	KLASSEN Cindy	CAN	15	O	3:58.97	1.27	
4	20	FRIESINGER Anni	GER	13	O	3:59.39	1.69	
5	48	de JONG Tonny	NED	14	O	4:00.49	2.79	
6	36	TABATA Maki	JPN	14	I	4:03.63	5.93	
7	68	RODRIGUEZ Jennifer	USA	13	I	4:04.99	7.29	
8	6	GROVES Kristina	CAN	10	I	4:06.44	8.74	
9	1	HUNYADY Emese	AUT	6	I	4:06.55	8.85	
10	7	HUGHES Clara	CAN	7	O	4:06.57	8.87	
11	51	SMIT Gretha	NED	10	O	4:07.41	9.71	
12	19	ANSCHUETZ Daniela	GER	7	I	4:07.55	9.85	
13	67	RANEY Catherine	USA	8	I	4:07.59	9.89	
14	59	BARYSHEVA Varvara	RUS	9	I	4:08.02	10.32	
15	61	TRAPEZNIKOVA Tatyana	RUS	16	O	4:08.49	10.79	
16	40	PROKASHEVA Lyudmila	KAZ	5	O	4:09.74	12.04	
17	62	YAKSHINA Valentina	RUS	12	O	4:11.48	13.78	
18	30	NEMOTO Nami	JPN	11	I	4:11.92	14.22	
19	35	SEO Eriko	JPN	12	I	4:12.33	14.63	
20	11	GAO Yang	CHN	9	O	4:12.39	14.69	
21	65	DRISCOLL Annie	USA	3	I	4:15.61	17.91	
22	27	MAYR Nicola	ITA	8	O	4:15.79	18.09	
23	18	ZHANG Xiaolei	CHN	1	O	4:16.53	18.83	
24	57	JAKAB Andrea	ROM	6	O	4:17.03	19.33	
25	42	BAK Eun-Bi	KOR	4	O	4:18.15	20.45	
26	56	WOJCICKA Katarzyna	POL	11	O	4:19.10	21.40	
27	41	PUPINA Marina	KAZ	2	I	4:20.04	22.34	
28	39	GAVRILOVA Anzhelika	KAZ	3	O	4:20.36	22.66	
29	58	OLTEAN Daniela	ROM	1	I	4:21.73	24.03	
30	47	LUSE Ilonda	LAT	4	I	4:23.13	25.43	
31	64	MYAGKIKH Yelena	UKR	2	O	4:24.64	26.94	
32	2	CHEPELNIKOVA Svetlana	BLR	5	I	4:24.96	27.26	

Referee:

KRETSCHMANN Ernest (USA)

Legend				
No.	Starting Number	I	Inner Lane	O
WR	World Record	OR	Olympic Record	Outer Lane



DISTANCE ANALYSIS IN PAIRS / ANALYSE DE LA DISTANCE PAR PAIRE

LADIES 3000 m
3 000 m DAMES

UTAH OLYMPIC OVAL SUN 10 FEB 2002 / DIM 10 FEV 2002 START TIME / DEBUT 13:00

WR	3:59.26	PECHSTEIN Claudia (GER)	2 MAR 2001	Calgary Olympic Oval (CAN)
OR	4:07.29	NIEMANN-STIRNEMANN Gunda (GER)	11 FEB 1998	Nagano/M-Wave (JPN)

WR	PECHSTEIN Claudia				GER	3:59.26	
	200m	600m	1000m	1400m	1800m		
	19.95	51.08	1:22.40	1:53.66	2:24.75		
	2200m	2600m	3000m				
	2:56.06	3:27.60	3:59.26				

Pair	Lane	No.	Name		NOC		Time		Note	Rank				
			Split Time	Lap Time	Split Time	Lap Time	Split Time	Lap Time			Split Time	Lap Time		
1	I	58	OLTEAN Daniela		ROM		4:21.73			29				
			20.83	(20.83)	53.74	(32.91)	1:26.93	(33.19)			2:00.71	(33.78)	2:34.67	(33.96)
			3:09.66	(34.99)	3:45.27	(35.61)	4:21.73	(36.46)						
	O	18	ZHANG Xiaolei		CHN		4:16.53			23				
			21.22	(21.22)	53.51	(32.29)	1:26.85	(33.34)			2:00.50	(33.65)	2:34.53	(34.03)
			3:08.25	(33.72)	3:42.12	(33.87)	4:16.53	(34.41)						
2	I	41	PUPINA Marina		KAZ		4:20.04			27				
			20.17	(20.17)	50.99	(30.82)	1:22.34	(31.35)			1:55.38	(33.04)	2:29.99	(34.61)
			3:05.96	(35.97)	3:42.53	(36.57)	4:20.04	(37.51)						
	O	64	MYAGKIKH Yelena		UKR		4:24.64			31				
			20.77	(20.77)	53.65	(32.88)	1:27.40	(33.75)			2:01.07	(33.67)	2:34.86	(33.79)
			3:09.87	(35.01)	3:46.34	(36.47)	4:24.64	(38.30)						
3	I	65	DRISCOLL Annie		USA		4:15.61			21				
			20.51	(20.51)	52.61	(32.10)	1:24.67	(32.06)			1:57.56	(32.89)	2:30.63	(33.07)
			3:04.66	(34.03)	3:39.83	(35.17)	4:15.61	(35.78)						
	O	39	GAVRILOVA Anzhelika		KAZ		4:20.36			28				
			20.48	(20.48)	52.37	(31.89)	1:25.00	(32.63)			1:58.16	(33.16)	2:32.36	(34.20)
			3:07.26	(34.90)	3:43.53	(36.27)	4:20.36	(36.83)						



DISTANCE ANALYSIS IN PAIRS / ANALYSE DE LA DISTANCE PAR PAIRE

LADIES 3000 m
3 000 m DAMES

UTAH OLYMPIC OVAL SUN 10 FEB 2002 / DIM 10 FEV 2002 START TIME / DEBUT 13:00

Pair	Lane	No.	Name		NOC	Time		Note	Rank						
			Split Time	Lap Time		Split Time	Lap Time			Split Time	Lap Time				
4	I	47	LUSE Ilonda		LAT	4:23.13			30						
			20.59	(20.59)		53.26	(32.67)			1:26.18	(32.92)	2:00.77	(34.59)	2:35.60	(34.83)
			3:11.18	(35.58)		3:46.78	(35.60)			4:23.13	(36.35)				
	O	42	BAK Eun-Bi		KOR	4:18.15			25						
			20.79	(20.79)		52.38	(31.59)			1:24.64	(32.26)	1:57.87	(33.23)	2:31.52	(33.65)
			3:05.73	(34.21)		3:41.47	(35.74)			4:18.15	(36.68)				
5	I	2	CHEPELNIKOVA Svetlana		BLR	4:24.96			32						
			20.60	(20.60)		52.88	(32.28)			1:25.91	(33.03)	1:59.80	(33.89)	2:34.62	(34.82)
			3:10.25	(35.63)		3:47.18	(36.93)			4:24.96	(37.78)				
	O	40	PROKASHEVA Lyudmila		KAZ	4:09.74			16						
			20.22	(20.22)		51.34	(31.12)			1:23.02	(31.68)	1:54.87	(31.85)	2:27.21	(32.34)
			3:00.01	(32.80)		3:34.31	(34.30)			4:09.74	(35.43)				
6	I	1	HUNYADY Emese		AUT	4:06.55		*OR	9						
			20.33	(20.33)		51.47	(31.14)			1:22.72	(31.25)	1:54.69	(31.97)	2:26.81	(32.12)
			2:59.16	(32.35)		3:32.27	(33.11)			4:06.55	(34.28)				
	O	57	JAKAB Andrea		ROM	4:17.03			24						
			20.78	(20.78)		52.57	(31.79)			1:25.38	(32.81)	1:58.95	(33.57)	2:32.79	(33.84)
			3:06.97	(34.18)		3:41.62	(34.65)			4:17.03	(35.41)				
7	I	19	ANSCHUETZ Daniela		GER	4:07.55			12						
			20.08	(20.08)		51.56	(31.48)			1:23.61	(32.05)	1:55.60	(31.99)	2:27.59	(31.99)
			3:00.38	(32.79)		3:33.47	(33.09)			4:07.55	(34.08)				
	O	7	HUGHES Clara		CAN	4:06.57			10						
			21.22	(21.22)		52.90	(31.68)			1:24.16	(31.26)	1:55.84	(31.68)	2:28.15	(32.31)
			3:00.72	(32.57)		3:33.75	(33.03)			4:06.57	(32.82)				



DISTANCE ANALYSIS IN PAIRS / ANALYSE DE LA DISTANCE PAR PAIRE

LADIES 3000 m
3 000 m DAMES

UTAH OLYMPIC OVAL SUN 10 FEB 2002 / DIM 10 FEV 2002 START TIME / DEBUT 13:00

Pair	Lane	No.	Name	NOC	Time		Note	Rank			
					Split Time	Lap Time					
			Split Time	Lap Time	Split Time	Lap Time	Split Time	Lap Time			
8	I	67	RANEY Catherine	USA	4:07.59			13			
		20.68	(20.68)	52.16	(31.48)	1:23.61	(31.45)	1:55.43	(31.82)	2:27.55	(32.12)
		3:00.08	(32.53)	3:33.29	(33.21)	4:07.59	(34.30)				
	O	27	MAYR Nicola	ITA	4:15.79			22			
		20.04	(20.04)	52.10	(32.06)	1:25.18	(33.08)	1:58.23	(33.05)	2:31.60	(33.37)
		3:05.46	(33.86)	3:40.36	(34.90)	4:15.79	(35.43)				
9	I	59	BARYSHEVA Varvara	RUS	4:08.02			14			
		19.59	(19.59)	51.64	(32.05)	1:23.98	(32.34)	1:56.16	(32.18)	2:28.16	(32.00)
		3:00.51	(32.35)	3:33.42	(32.91)	4:08.02	(34.60)				
	O	11	GAO Yang	CHN	4:12.39			20			
		19.62	(19.62)	51.75	(32.13)	1:24.93	(33.18)	1:58.14	(33.21)	2:31.47	(33.33)
		3:04.95	(33.48)	3:38.63	(33.68)	4:12.39	(33.76)				
10	I	6	GROVES Kristina	CAN	4:06.44		*OR	8			
		20.64	(20.64)	52.50	(31.86)	1:24.11	(31.61)	1:56.26	(32.15)	2:28.16	(31.90)
		3:00.48	(32.32)	3:33.08	(32.60)	4:06.44	(33.36)				
	O	51	SMIT Gretha	NED	4:07.41			11			
		20.83	(20.83)	51.80	(30.97)	1:23.19	(31.39)	1:54.88	(31.69)	2:26.75	(31.87)
		2:59.08	(32.33)	3:32.61	(33.53)	4:07.41	(34.80)				
11	I	30	NEMOTO Nami	JPN	4:11.92			18			
		20.24	(20.24)	52.23	(31.99)	1:24.32	(32.09)	1:56.89	(32.57)	2:29.67	(32.78)
		3:03.01	(33.34)	3:36.84	(33.83)	4:11.92	(35.08)				
	O	56	WOJCICKA Katarzyna	POL	4:19.10			26			
		20.33	(20.33)	51.90	(31.57)	1:24.69	(32.79)	1:58.06	(33.37)	2:32.00	(33.94)
		3:06.89	(34.89)	3:42.67	(35.78)	4:19.10	(36.43)				



DISTANCE ANALYSIS IN PAIRS / ANALYSE DE LA DISTANCE PAR PAIRE

LADIES 3000 m
3 000 m DAMES

UTAH OLYMPIC OVAL SUN 10 FEB 2002 / DIM 10 FEV 2002 START TIME / DEBUT 13:00

Pair	Lane	No.	Name	NOC	Time		Note	Rank
					Split Time	Lap Time		
12	I	35	SEO Eriko	JPN	4:12.33			19
					Split Time	Lap Time		
					19.86 (19.86)	51.52 (31.66)		
12	O	62	YAKSHINA Valentina	RUS	4:11.48			17
					Split Time	Lap Time		
					20.41 (20.41)	51.35 (30.94)		
13	I	68	RODRIGUEZ Jennifer	USA	4:04.99			7
					Split Time	Lap Time		
					19.07 (19.07)	49.20 (30.13)		
13	O	20	FRIESINGER Anni	GER	3:59.39		*OR	4
					Split Time	Lap Time		
					18.82 (18.82)	49.22 (30.40)		
14	I	36	TABATA Maki	JPN	4:03.63			6
					Split Time	Lap Time		
					19.33 (19.33)	49.00 (29.67)		
14	O	48	de JONG Tonny	NED	4:00.49			5
					Split Time	Lap Time		
					19.82 (19.82)	50.20 (30.38)		
15	I	22	PECHSTEIN Claudia	GER	3:57.70		WR	1
					Split Time	Lap Time		
					19.45 (19.45)	49.93 (30.48)		
15	O	8	KLASSEN Cindy	CAN	3:58.97			3
					Split Time	Lap Time		
					19.57 (19.57)	49.73 (30.16)		



DISTANCE ANALYSIS IN PAIRS / ANALYSE DE LA DISTANCE PAR PAIRE

LADIES 3000 m
3 000 m DAMES

UTAH OLYMPIC OVAL SUN 10 FEB 2002 / DIM 10 FEV 2002 START TIME / DEBUT 13:00

Pair	Lane	No.	Name	NOC	Time		Note	Rank		
					Split Time	Lap Time				
16	I	49	GROENEWOLD Renate	NED	3:58.94			2		
					Split Time	Lap Time				
					19.90	(19.90)				
			50.70	(30.80)	1:21.48	(30.78)	1:52.41	(30.93)	2:23.33	(30.92)
			2:54.52	(31.19)	3:26.24	(31.72)	3:58.94	(32.70)		
	O	61	TRAPEZNIKOVA Tatyana	RUS	4:08.49			15		
Split Time					Lap Time					
20.28					(20.28)	51.27			(30.99)	1:22.50
		2:59.49	(33.03)	3:33.44	(33.95)	4:08.49	(35.05)			

Legend

No. Starting Number
WR World Record

I Inner Lane
OR Olympic Record

O Outer Lane
***OR** At the moment time recorded



ICE AND CLIMATIC CONDITIONS / CONDITIONS CLIMATIQUES ET DE LA GLACE

LADIES 3000 m
3 000 m DAMES

UTAH OLYMPIC OVAL SUN 10 FEB 2002 / DIM 10 FEV 2002 START TIME / DEBUT 13:00

	Start of Event	End of Event
Time	13:00	15:30
Air Temperature	17.2°C/63°F	17.8°C/64°F
Ice Temperature	-13.3°C/8°F	-13.3°C/8°F
Humidity	16%	21%
Air Pressure	877hPa	874hPa



RESULTS / RÉSULTATS

LADIES 500 m RACE 1
500 m DAMES, COURSE 1

UTAH OLYMPIC OVAL WED 13 FEB 2002 / MER 13 FEV 2002 START TIME / DEBUT 17:00

WR	37.22	LEMAY DOAN Catriona (CAN)	9 DEC 2001	Calgary Olympic Oval (CAN)
OR	38.21	LEMAY DOAN Catriona (CAN)	14 FEB 1998	Nagano/M-Wave (JPN)

Officials	
Referee	KRETSCHMANN Ernest (USA)
Assistant Referee	SMIT Simon (NED)
Starter	JENNERSTEN Lars (SWE)

Rank	No.	Name	NOC	Pair	Lane	Time	Gap	Note
1	9	LEMAY DOAN Catriona	CAN	13	O	37.30	0.00	OR
2	21	GARBRECHT-ENFELDT Monique	GER	14	I	37.34	0.04	
3	50	NUYT Andrea	NED	14	O	37.54	0.24	
4	63	ZHUROVA Svetlana	RUS	16	O	37.55	0.25	
5	23	VOELKER Sabine	GER	15	O	37.62	0.32	
6	3	KOTYUGA Anzhelika	BLR	15	I	37.73	0.43	
7	32	OKAZAKI Tomomi	JPN	5	O	37.77	0.47	
8	33	OSUGA Sayuri	JPN	16	I	37.82	0.52	
9	38	WATANABE Yukari	JPN	11	O	37.98	0.68	
10	60	KAYKAN Svetlana	RUS	10	O	38.05	0.75	
11	14	WANG Manli	CHN	11	I	38.20	0.90	
12	34	SANMIYA Eriko	JPN	13	I	38.25	0.95	
13	53	TIMMER Marianne	NED	10	I	38.30	1.00	
14	55	WIJSMAN Marieke	NED	2	I	38.31	1.01	
14	44	CHOI Seung-Yong	KOR	2	O	38.31	1.01	
16	25	WOLF Jenny	GER	12	O	38.36	1.06	
17	71	WITTY Chris	USA	9	O	38.37	1.07	
18	28	SIMIONATO Chiara	ITA	6	I	38.45	1.15	
19	24	WOHLRAB Marion	GER	5	I	38.66	1.36	
20	5	AUCH Susan	CAN	9	I	38.84	1.54	
21	66	OCHOWICZ Elli	USA	7	O	38.85	1.55	
22	69	SANNES Amy	USA	6	O	38.86	1.56	
23	70	SUNDSTROM Becky	USA	8	O	38.89	1.59	
24	12	JIN Hua	CHN	12	I	39.06	1.76	
25	43	CHO Seon-Yeon	KOR	3	I	39.31	2.01	
26	1	HUNYADY Emese	AUT	4	O	39.38	2.08	
27	26	EGYED Krisztina	HUN	1	I	39.47	2.17	
28	16	YANG Chunyuan	CHN	8	I	39.56	2.26	
29	46	LEE Yong-Joo	KOR	4	I	39.72	2.42	
30	4	RADKEVICH Svetlana	BLR	3	O	39.84	2.54	
31	15	XING Aihua	CHN	7	I	104.62	67.32	F

Referee:

KRETSCHMANN Ernest (USA)

Legend				
No.	Starting Number	I	Inner Lane	O
WR	World Record	OR	Olympic Record	F
				Outer Lane
				Fell



DISTANCE ANALYSIS IN PAIRS / ANALYSE DE LA DISTANCE PAR PAIRE

LADIES 500 m RACE 1 500 m DAMES, COURSE 1

UTAH OLYMPIC OVAL WED 13 FEB 2002 / MER 13 FEV 2002 START TIME / DEBUT 17:00

WR	37.22	LEMAY DOAN Catriona (CAN)	9 DEC 2001	Calgary Olympic Oval (CAN)
OR	38.21	LEMAY DOAN Catriona (CAN)	14 FEB 1998	Nagano/M-Wave (JPN)

WR	LEMAY DOAN Catriona		CAN	37.22
	100m	500m		
	10.21	37.22		

Pair	Lane	No.	Name		NOC	Time	Note	Rank
			Split Time	Lap Time				
1	I	26	EGYED Krisztina		HUN	39.47		27
			11.20	(11.20)				
2	I	55	WIJSMAN Marieke		NED	38.31		=14
			10.74	(10.74)				
	O	44	CHOI Seung-Yong		KOR	38.31		=14
			10.53	(10.53)				
3	I	43	CHO Seon-Yeon		KOR	39.31		25
			10.96	(10.96)				
	O	4	RADKEVICH Svetlana		BLR	39.84		30
			10.84	(10.84)				
4	I	46	LEE Yong-Joo		KOR	39.72		29
			11.08	(11.08)				
	O	1	HUNYADY Emese		AUT	39.38		26
			11.12	(11.12)				
5	I	24	WOHLRAB Marion		GER	38.66		19
			10.64	(10.64)				
	O	32	OKAZAKI Tomomi		JPN	37.77	*OR	7
			10.38	(10.38)				



DISTANCE ANALYSIS IN PAIRS / ANALYSE DE LA DISTANCE PAR PAIRE

LADIES 500 m RACE 1 500 m DAMES, COURSE 1

UTAH OLYMPIC OVAL WED 13 FEB 2002 / MER 13 FEV 2002 START TIME / DEBUT 17:00

Pair	Lane	No.	Name		NOC	Time	Note	Rank
			Split Time	Lap Time				
6	I	28	SIMIONATO Chiara		ITA	38.45		18
		10.68	(10.68)	38.45				
	O	69	SANNES Amy		USA	38.86		22
		10.75	(10.75)	38.86				
7	I	15	XING Aihua		CHN	104.62	F	31
		10.82	(10.82)	104.62				
	O	66	OCHOWICZ Elli		USA	38.85		21
		11.01	(11.01)	38.85				
8	I	16	YANG Chunyuan		CHN	39.56		28
		10.95	(10.95)	39.56				
	O	70	SUNDSTROM Becky		USA	38.89		23
		10.81	(10.81)	38.89				
9	I	5	AUCH Susan		CAN	38.84		20
		10.54	(10.54)	38.84				
	O	71	WITTY Chris		USA	38.37		17
		10.78	(10.78)	38.37				
10	I	53	TIMMER Marianne		NED	38.30		13
		10.82	(10.82)	38.30				
	O	60	KAYKAN Svetlana		RUS	38.05		10
		10.36	(10.36)	38.05				
11	I	14	WANG Manli		CHN	38.20		11
		10.61	(10.61)	38.20				
	O	38	WATANABE Yukari		JPN	37.98		9
		10.49	(10.49)	37.98				



DISTANCE ANALYSIS IN PAIRS / ANALYSE DE LA DISTANCE PAR PAIRE

LADIES 500 m RACE 1 500 m DAMES, COURSE 1

UTAH OLYMPIC OVAL WED 13 FEB 2002 / MER 13 FEV 2002 START TIME / DEBUT 17:00

Pair	Lane	No.	Name		NOC	Time	Note	Rank
			Split Time	Lap Time				
12	I	12	JIN Hua		CHN	39.06		24
		10.89	(10.89)	39.06				
	O	25	WOLF Jenny		GER	38.36		16
		10.47	(10.47)	38.36				
13	I	34	SANMIYA Eriko		JPN	38.25		12
		10.60	(10.60)	38.25				
	O	9	LEMAY DOAN Catriona		CAN	37.30	OR	1
		10.22	(10.22)	37.30				
14	I	21	GARBRECHT-ENFELDT Monique		GER	37.34		2
		10.44	(10.44)	37.34				
	O	50	NUYT Andrea		NED	37.54		3
		10.57	(10.57)	37.54				
15	I	3	KOTYUGA Anzhelika		BLR	37.73		6
		10.52	(10.52)	37.73				
	O	23	VOELKER Sabine		GER	37.62		5
		10.47	(10.47)	37.62				
16	I	33	OSUGA Sayuri		JPN	37.82		8
		10.55	(10.55)	37.82				
	O	63	ZHUROVA Svetlana		RUS	37.55		4
		10.36	(10.36)	37.55				

Legend			
No.	Starting Number	I	Inner Lane
WR	World Record	OR	Olympic Record
F	Fell	=	Equal sign indicates that two or more athletes share the same rank
		O	Outer Lane
		*OR	At the moment time recorded

**ICE AND CLIMATIC CONDITIONS / CONDITIONS CLIMATIQUES ET DE LA GLACE**

LADIES 500 m RACE 1
500 m DAMES, COURSE 1

UTAH OLYMPIC OVAL WED 13 FEB 2002 / MER 13 FEV 2002 START TIME / DEBUT 17:00

	Start of Event	End of Event
Time	17:00	18:30
Air Temperature	18.3°C/65°F	18.3°C/65°F
Ice Temperature	-11.1°C/12°F	-10.9°C/12°F
Humidity	15%	18%
Air Pressure	858hPa	856hPa



RESULTS / RÉSULTATS

LADIES 500 m RACE 2
500 m DAMES, COURSE 2

UTAH OLYMPIC OVAL THU 14 FEB 2002 / JEU 14 FEV 2002 START TIME / DEBUT 17:00

WR	37.22	LEMAY DOAN Catriona (CAN)	9 DEC 2001	Calgary Olympic Oval (CAN)
OR	37.30	LEMAY DOAN Catriona (CAN)	13 FEB 2002	Utah Olympic Oval (USA)

Officials	Race 1	Race 2
Referee	KRETSCHMANN Ernest (USA)	KRETSCHMANN Ernest (USA)
Assistant Referee	SMIT Simon (NED)	SMIT Simon (NED)
Starter	JENNERSTEN Lars (SWE)	JENNERSTEN Lars (SWE)

Rank	No.	Name	NOC	Race 1					Race 2					Total		
				Pair	Lane	Time	Gap	Rank	Note	Pair	Lane	Time	Rank	Note	Time	Gap
1	9	LEMAY DOAN Catriona	CAN	13	O	37.30	0.00	1	OR	16	I	37.45	1		74.75	0.00
2	21	GARBRECHT-ENFELDT Monique	GER	14	I	37.34	0.04	2		16	O	37.60	3		74.94	0.19
3	23	VOELKER Sabine	GER	15	O	37.62	0.32	5		13	I	37.57	2		75.19	0.44
4	50	NUYT Andrea	NED	14	O	37.54	0.24	3		15	I	37.83	5		75.37	0.62
5	3	KOTYUGA Anzhelika	BLR	15	I	37.73	0.43	6		15	O	37.66	4		75.39	0.64
6	32	OKAZAKI Tomomi	JPN	5	O	37.77	0.47	7		12	I	37.87	=6		75.64	0.89
7	63	ZHUROVA Svetlana	RUS	16	O	37.55	0.25	4		14	I	38.09	8		75.64	0.89
8	53	TIMMER Marianne	NED	10	I	38.30	1.00	13		11	O	37.87	=6		76.17	1.42
9	38	WATANABE Yukari	JPN	11	O	37.98	0.68	9		11	I	38.22	10		76.20	1.45
10	60	KAYKAN Svetlana	RUS	10	O	38.05	0.75	10		10	I	38.26	11		76.31	1.56
11	34	SANMIYA Eriko	JPN	13	I	38.25	0.95	12		12	O	38.12	9		76.37	1.62
12	33	OSUGA Sayuri	JPN	16	I	37.82	0.52	8		14	O	38.60	16		76.42	1.67
13	14	WANG Manli	CHN	11	I	38.20	0.90	11		13	O	38.42	14		76.62	1.87
14	71	WITTY Chris	USA	9	O	38.37	1.07	17		7	I	38.36	12		76.73	1.98
15	25	WOLF Jenny	GER	12	O	38.36	1.06	16		8	I	38.37	13		76.73	1.98
16	28	SIMIONATO Chiara	ITA	6	I	38.45	1.15	18		9	O	38.47	15		76.92	2.17
17	55	WIJSMAN Marieke	NED	2	I	38.31	1.01	=14		10	O	38.79	20		77.10	2.35
18	44	CHOI Seung-Yong	KOR	2	O	38.31	1.01	=14		9	I	38.83	21		77.14	2.39
19	24	WOHLRAB Marion	GER	5	I	38.66	1.36	19		8	O	38.71	=17		77.37	2.62
20	70	SUNDSTROM Becky	USA	8	O	38.89	1.59	23		4	I	38.71	=17		77.60	2.85
21	5	AUCH Susan	CAN	9	I	38.84	1.54	20		7	O	38.76	19		77.60	2.85
22	66	OCHOWICZ Elli	USA	7	O	38.85	1.55	21		6	I	38.86	22		77.71	2.96
23	12	JIN Hua	CHN	12	I	39.06	1.76	24		6	O	39.20	24		78.26	3.51
24	16	YANG Chunyuan	CHN	8	I	39.56	2.26	28		3	O	39.07	23		78.63	3.88
25	43	CHO Seon-Yeon	KOR	3	I	39.31	2.01	25		5	O	39.48	25		78.79	4.04
26	1	HUNYADY Emese	AUT	4	O	39.38	2.08	26		3	I	39.51	26		78.89	4.14
27	26	EGYED Krisztina	HUN	1	I	39.47	2.17	27		4	O	39.81	29		79.28	4.53
28	4	RADKEVICH Svetlana	BLR	3	O	39.84	2.54	30		2	I	39.61	27		79.45	4.70
29	46	LEE Yong-Joo	KOR	4	I	39.72	2.42	29		2	O	40.06	30		79.78	5.03
30	15	XING Aihua	CHN	7	I	104.62	67.32	31	F	1	O	39.74	28		144.36	69.61
	69	SANNES Amy	USA	6	O	38.86	1.56	22		5	I	DNF				

Referee:

KRETSCHMANN Ernest (USA)

Legend				
No.	Starting Number	I	Inner Lane	O
WR	World Record	OR	Olympic Record	DNF
F	Fell	=	Equal sign indicates that two or more athletes share the same rank	

Catriona LEMAY DOAN (CAN) has set a new Olympic Record for the Total of 2 x 500m races.



DISTANCE ANALYSIS IN PAIRS / ANALYSE DE LA DISTANCE PAR PAIRE

LADIES 500 m RACE 2 500 m DAMES, COURSE 2

UTAH OLYMPIC OVAL THU 14 FEB 2002 / JEU 14 FEV 2002 START TIME / DEBUT 17:00

WR	37.22	LEMAY DOAN Catriona (CAN)	9 DEC 2001	Calgary Olympic Oval (CAN)
OR	37.30	LEMAY DOAN Catriona (CAN)	13 FEB 2002	Utah Olympic Oval (USA)

WR	LEMAY DOAN Catriona		CAN	37.22
	100m	500m		
	10.21	37.22		

Pair	Lane	No.	Name		NOC	Time	Note	Rank
			Split Time	Lap Time				
1	O	15	XING Aihua		CHN	39.74		28
			10.92	(10.92)				
2	I	4	RADKEVICH Svetlana		BLR	39.61		27
			10.93	(10.93)				
	O	46	LEE Yong-Joo		KOR	40.06		30
			11.18	(11.18)				
3	I	1	HUNYADY Emese		AUT	39.51		26
			11.21	(11.21)				
	O	16	YANG Chunyuan		CHN	39.07		23
			10.77	(10.77)				
4	I	70	SUNDSTROM Becky		USA	38.71		=17
			10.81	(10.81)				
	O	26	EGYED Krisztina		HUN	39.81		29
			11.22	(11.22)				
5	I	69	SANNES Amy		USA		DNF	
			10.84	(10.84)				
	O	43	CHO Seon-Yeon		KOR	39.48		25
			10.84	(10.84)				



DISTANCE ANALYSIS IN PAIRS / ANALYSE DE LA DISTANCE PAR PAIRE

LADIES 500 m RACE 2 500 m DAMES, COURSE 2

UTAH OLYMPIC OVAL THU 14 FEB 2002 / JEU 14 FEV 2002 START TIME / DEBUT 17:00

Pair	Lane	No.	Name		NOC	Time	Note	Rank
			Split Time	Lap Time				
6	I	66	OCHOWICZ Elli		USA	38.86		22
		11.13	(11.13)	38.86				
	O	12	JIN Hua		CHN	39.20		24
		10.90	(10.90)	39.20				
7	I	71	WITTY Chris		USA	38.36		12
		10.84	(10.84)	38.36				
	O	5	AUCH Susan		CAN	38.76		19
		10.65	(10.65)	38.76				
8	I	25	WOLF Jenny		GER	38.37		13
		10.43	(10.43)	38.37				
	O	24	WOHLRAB Marion		GER	38.71		=17
		10.74	(10.74)	38.71				
9	I	44	CHOI Seung-Yong		KOR	38.83		21
		10.61	(10.61)	38.83				
	O	28	SIMIONATO Chiara		ITA	38.47		15
		10.68	(10.68)	38.47				
10	I	60	KAYKAN Svetlana		RUS	38.26		11
		10.45	(10.45)	38.26				
	O	55	WIJSMAN Marieke		NED	38.79		20
		10.88	(10.88)	38.79				
11	I	38	WATANABE Yukari		JPN	38.22		10
		10.53	(10.53)	38.22				
	O	53	TIMMER Marianne		NED	37.87		=6
		10.52	(10.52)	37.87				



DISTANCE ANALYSIS IN PAIRS / ANALYSE DE LA DISTANCE PAR PAIRE

LADIES 500 m RACE 2 500 m DAMES, COURSE 2

UTAH OLYMPIC OVAL THU 14 FEB 2002 / JEU 14 FEV 2002 START TIME / DEBUT 17:00

Pair	Lane	No.	Name		NOC	Time	Note	Rank
			Split Time	Lap Time				
12	I	32	OKAZAKI Tomomi		JPN	37.87		=6
			10.52	(10.52)	37.87	(27.35)		
	O	34	SANMIYA Eriko		JPN	38.12		9
			10.61	(10.61)	38.12	(27.51)		
13	I	23	VOELKER Sabine		GER	37.57		2
			10.44	(10.44)	37.57	(27.13)		
	O	14	WANG Manli		CHN	38.42		14
			10.47	(10.47)	38.42	(27.95)		
14	I	63	ZHUROVA Svetlana		RUS	38.09		8
			10.46	(10.46)	38.09	(27.63)		
	O	33	OSUGA Sayuri		JPN	38.60		16
			10.89	(10.89)	38.60	(27.71)		
15	I	50	NUYT Andrea		NED	37.83		5
			10.55	(10.55)	37.83	(27.28)		
	O	3	KOTYUGA Anzhelika		BLR	37.66		4
			10.40	(10.40)	37.66	(27.26)		
16	I	9	LEMAY DOAN Catriona		CAN	37.45		1
			10.22	(10.22)	37.45	(27.23)		
	O	21	GARBRECHT-ENFELDT Monique		GER	37.60		3
			10.52	(10.52)	37.60	(27.08)		

Legend			
No.	Starting Number	I	Inner Lane
WR	World Record	OR	Olympic Record
=	Equal sign indicates that two or more athletes share the same rank	O	Outer Lane
		DNF	Did Not Finish



ICE AND CLIMATIC CONDITIONS / CONDITIONS CLIMATIQUES ET DE LA GLACE

LADIES 500 m RACE 2 500 m DAMES, COURSE 2

UTAH OLYMPIC OVAL THU 14 FEB 2002 / JEU 14 FEV 2002 START TIME / DEBUT 17:00

	Race 1 (13 FEB 2002)		Race 2	
	Start of Event	End of Event	Start of Event	End of Event
Time	17:00	18:30	17:00	18:30
Air Temperature	18.3°C/65°F	18.3°C/65°F	18.6°C/66°F	18.3°C/65°F
Ice Temperature	-11.1°C/12°F	-10.9°C/12°F	-10.9°C/12°F	-11.2°C/12°F
Humidity	15%	18%	18%	23%
Air Pressure	858hPa	856hPa	860hPa	862hPa



RESULTS / RÉSULTATS

LADIES 1000 m
1 000 m DAMES

UTAH OLYMPIC OVAL SUN 17 FEB 2002 / DIM 17 FEV 2002 START TIME / DEBUT 17:15

WR	1:14.06	VOELKER Sabine (GER)	1 DEC 2001	Utah Olympic Oval (USA)
OR	1:16.51	TIMMER Marianne (NED)	19 FEB 1998	Nagano/M-Wave (JPN)

Officials	
Referee	KRETSCHMANN Ernest (USA)
Assistant Referee	SMIT Simon (NED)
Starter	FITZRANDOLPH Jeff (USA)

Rank	No.	Name	NOC	Pair	Lane	Time	Gap	Note
1	71	WITTY Chris	USA	15	I	1:13.83	0.00	WR
2	23	VOELKER Sabine	GER	17	I	1:13.96	0.13	
3	68	RODRIGUEZ Jennifer	USA	16	I	1:14.24	0.41	
4	53	TIMMER Marianne	NED	11	I	1:14.45	0.62	
5	20	FRIESINGER Anni	GER	16	O	1:14.47	0.64	
6	21	GARBRECHT-ENFELDT Monique	GER	18	O	1:14.60	0.77	
7	37	TONOIKE Aki	JPN	17	O	1:14.64	0.81	
8	50	NUYT Andrea	NED	13	I	1:14.65	0.82	
9	9	LEMAY DOAN Catriona	CAN	15	O	1:14.72	0.89	
10	28	SIMIONATO Chiara	ITA	12	I	1:14.86	1.03	
11	63	ZHUROVA Svetlana	RUS	18	I	1:15.02	1.19	
12	3	KOTYUGA Anzhelika	BLR	7	I	1:15.03	1.20	
13	8	KLASSEN Cindy	CAN	14	I	1:15.08	1.25	
14	69	SANNES Amy	USA	11	O	1:15.09	1.26	
15	52	THOMAS Annamarie	NED	12	O	1:15.20	1.37	
16	70	SUNDSTROM Becky	USA	9	I	1:15.88	2.05	
17	34	SANMIYA Eriko	JPN	13	O	1:16.26	2.43	
18	55	WIJSMAN Marieke	NED	8	I	1:16.48	2.65	
18	33	OSUGA Sayuri	JPN	8	O	1:16.48	2.65	
20	59	BARYSHEVA Varvara	RUS	6	O	1:16.49	2.66	
21	24	WOHLRAB Marion	GER	9	O	1:16.51	2.68	
22	13	SONG Li	CHN	3	O	1:16.71	2.88	
23	60	KAYKAN Svetlana	RUS	10	I	1:16.93	3.10	
24	26	EGYED Krisztina	HUN	4	O	1:17.11	3.28	
25	12	JIN Hua	CHN	7	O	1:17.35	3.52	
26	14	WANG Manli	CHN	10	O	1:17.37	3.54	
27	5	AUCH Susan	CAN	6	I	1:17.89	4.06	
28	40	PROKASHEVA Lyudmila	KAZ	1	O	1:18.19	4.36	
29	43	CHO Seon-Yeon	KOR	5	O	1:18.36	4.53	
30	17	YOU Yanchun	CHN	2	I	1:18.74	4.91	
31	46	LEE Yong-Joo	KOR	2	O	1:18.79	4.96	



RESULTS / RÉSULTATS

LADIES 1000 m
1 000 m DAMES

UTAH OLYMPIC OVAL SUN 17 FEB 2002 / DIM 17 FEV 2002 START TIME / DEBUT 17:15

Rank	No.	Name	NOC	Pair	Lane	Time	Gap	Note
32	44	CHOI Seung-Yong	KOR	1	I	1:18.88	5.05	
33	4	RADKEVICH Svetlana	BLR	3	I	1:18.93	5.10	
34	57	JAKAB Andrea	ROM	5	I	1:19.60	5.77	
35	64	MYAGKIKH Yelena	UKR	4	I	1:20.13	6.30	
	36	TABATA Maki	JPN	14	O	DQ		(e)

Referee:

KRETSCHMANN Ernest (USA)

NOTE
e: Improper crossing (Rule 252.1)

Legend		I	O
No.	Starting Number	OR	DQ
WR	World Record	Inner Lane Olympic Record	Outer Lane Disqualified



DISTANCE ANALYSIS IN PAIRS / ANALYSE DE LA DISTANCE PAR PAIRE

LADIES 1000 m
1 000 m DAMES

UTAH OLYMPIC OVAL SUN 17 FEB 2002 / DIM 17 FEV 2002 START TIME / DEBUT 17:15

WR	1:14.06	VOELKER Sabine (GER)	1 DEC 2001	Utah Olympic Oval (USA)
OR	1:16.51	TIMMER Marianne (NED)	19 FEB 1998	Nagano/M-Wave (JPN)

WR	VOELKER Sabine			GER	1:14.06
	200m	600m	1000m		
	17.87	44.96	1:14.06		

Pair	Lane	No.	Name		NOC	Time	Note	Rank
			Split Time	Lap Time				
1	I	44	CHOI Seung-Yong		KOR	1:18.88		32
			18.43	(18.43)				
	O	40	PROKASHEVA Lyudmila		KAZ	1:18.19		28
			18.99	(18.99)				
2	I	17	YOU Yanchun		CHN	1:18.74		30
			18.66	(18.66)				
	O	46	LEE Yong-Joo		KOR	1:18.79		31
			18.98	(18.98)				
3	I	4	RADKEVICH Svetlana		BLR	1:18.93		33
			18.34	(18.34)				
	O	13	SONG Li		CHN	1:16.71		22
			18.84	(18.84)				
4	I	64	MYAGKIKH Yelena		UKR	1:20.13		35
			19.47	(19.47)				
	O	26	EGYED Krisztina		HUN	1:17.11		24
			18.60	(18.60)				
5	I	57	JAKAB Andrea		ROM	1:19.60		34
			19.38	(19.38)				
	O	43	CHO Seon-Yeon		KOR	1:18.36		29
			18.49	(18.49)				



DISTANCE ANALYSIS IN PAIRS / ANALYSE DE LA DISTANCE PAR PAIRE

LADIES 1000 m
1 000 m DAMES

UTAH OLYMPIC OVAL SUN 17 FEB 2002 / DIM 17 FEV 2002 START TIME / DEBUT 17:15

Pair	Lane	No.	Name	NOC	Time	Note	Rank
6	I	5	AUCH Susan	CAN	1:17.89		27
			18.25 (18.25) 46.72 (28.47) 1:17.89 (31.17)				
	O	59	BARYSHEVA Varvara	RUS	1:16.49	*OR	20
			18.50 (18.50) 46.68 (28.18) 1:16.49 (29.81)				
7	I	3	KOTYUGA Anzhelika	BLR	1:15.03	*OR	12
			17.65 (17.65) 45.23 (27.58) 1:15.03 (29.80)				
	O	12	JIN Hua	CHN	1:17.35		25
			18.21 (18.21) 46.62 (28.41) 1:17.35 (30.73)				
8	I	55	WIJSMAN Marieke	NED	1:16.48		=18
			18.34 (18.34) 46.26 (27.92) 1:16.48 (30.22)				
	O	33	OSUGA Sayuri	JPN	1:16.48		=18
			17.99 (17.99) 45.79 (27.80) 1:16.48 (30.69)				
9	I	70	SUNDSTROM Becky	USA	1:15.88		16
			18.23 (18.23) 46.06 (27.83) 1:15.88 (29.82)				
	O	24	WOHLRAB Marion	GER	1:16.51		21
			18.14 (18.14) 46.22 (28.08) 1:16.51 (30.29)				
10	I	60	KAYKAN Svetlana	RUS	1:16.93		23
			17.70 (17.70) 45.75 (28.05) 1:16.93 (31.18)				
	O	14	WANG Manli	CHN	1:17.37		26
			18.15 (18.15) 46.72 (28.57) 1:17.37 (30.65)				
11	I	53	TIMMER Marianne	NED	1:14.45	*OR	4
			18.00 (18.00) 45.55 (27.55) 1:14.45 (28.90)				
	O	69	SANNES Amy	USA	1:15.09		14
			18.37 (18.37) 46.07 (27.70) 1:15.09 (29.02)				



DISTANCE ANALYSIS IN PAIRS / ANALYSE DE LA DISTANCE PAR PAIRE

LADIES 1000 m
1 000 m DAMES

UTAH OLYMPIC OVAL SUN 17 FEB 2002 / DIM 17 FEV 2002 START TIME / DEBUT 17:15

Pair	Lane	No.	Name	NOC	Time	Note	Rank
12	I	28	SIMIONATO Chiara	ITA	1:14.86		10
		17.87	(17.87)	45.63	(27.76)	1:14.86	(29.23)
	O	52	THOMAS Annamarie	NED	1:15.20		15
		18.20	(18.20)	45.82	(27.62)	1:15.20	(29.38)
13	I	50	NUYT Andrea	NED	1:14.65		8
		17.61	(17.61)	44.90	(27.29)	1:14.65	(29.75)
	O	34	SANMIYA Eriko	JPN	1:16.26		17
		18.05	(18.05)	46.15	(28.10)	1:16.26	(30.11)
14	I	8	KLASSEN Cindy	CAN	1:15.08		13
		18.34	(18.34)	45.95	(27.61)	1:15.08	(29.13)
	O	36	TABATA Maki	JPN	1:15.76	DQ	
		18.66	(18.66)	46.59	(27.93)	1:15.76	(29.17)
15	I	71	WITTY Chris	USA	1:13.83	WR	1
		17.88	(17.88)	44.93	(27.05)	1:13.83	(28.90)
	O	9	LEMAY DOAN Catriona	CAN	1:14.72		9
		17.53	(17.53)	44.73	(27.20)	1:14.72	(29.99)
16	I	68	RODRIGUEZ Jennifer	USA	1:14.24		3
		18.35	(18.35)	45.63	(27.28)	1:14.24	(28.61)
	O	20	FRIESINGER Anni	GER	1:14.47		5
		17.98	(17.98)	45.48	(27.50)	1:14.47	(28.99)
17	I	23	VOELKER Sabine	GER	1:13.96		2
		17.60	(17.60)	44.84	(27.24)	1:13.96	(29.12)
	O	37	TONOIKE Aki	JPN	1:14.64		7
		17.80	(17.80)	44.99	(27.19)	1:14.64	(29.65)



DISTANCE ANALYSIS IN PAIRS / ANALYSE DE LA DISTANCE PAR PAIRE

LADIES 1000 m
1 000 m DAMES

UTAH OLYMPIC OVAL SUN 17 FEB 2002 / DIM 17 FEV 2002 START TIME / DEBUT 17:15

Pair	Lane	No.	Name	NOC	Time	Note	Rank
18	I	63	ZHUROVA Svetlana	RUS	1:15.02		11
			17.41 (17.41)	44.99 (27.58)	1:15.02 (30.03)		
	O	21	GARBRECHT-ENFELDT Monique	GER	1:14.60		6
			17.55 (17.55)	44.78 (27.23)	1:14.60 (29.82)		

Legend

No.	Starting Number	I	Inner Lane	O	Outer Lane
WR	World Record	OR	Olympic Record	*OR	At the moment time recorded
DQ	Disqualified	=	Equal sign indicates that two or more athletes share the same rank		

**ICE AND CLIMATIC CONDITIONS / CONDITIONS CLIMATIQUES ET DE LA GLACE**

LADIES 1000 m
1 000 m DAMES

UTAH OLYMPIC OVAL SUN 17 FEB 2002 / DIM 17 FEV 2002 START TIME / DEBUT 17:15

	Start of Event	End of Event
Time	17:15	19:15
Air Temperature	18.9°C/66°F	18.3°C/65°F
Ice Temperature	-11.3°C/12°F	-11.4°C/12°F
Humidity	19%	27%
Air Pressure	845hPa	844hPa



RESULTS / RÉSULTATS

LADIES 1500 m
1 500 m DAMES

UTAH OLYMPIC OVAL WED 20 FEB 2002 / MER 20 FEV 2002 START TIME / DEBUT 13:00

WR	1:54.38	FRIESINGER Anni (GER)	4 MAR 2001	Calgary Olympic Oval (CAN)
OR	1:57.58	TIMMER Marianne (NED)	16 FEB 1998	Nagano/M-Wave (JPN)

Officials	
Referee	KRETSCHMANN Ernest (USA)
Assistant Referee	SMIT Simon (NED)
Starter	FITZRANDOLPH Jeff (USA)

Rank	No.	Name	NOC	Pair	Lane	Time	Gap	Note
1	20	FRIESINGER Anni	GER	17	I	1:54.02	0.00	WR
2	23	VOELKER Sabine	GER	19	I	1:54.97	0.95	
3	68	RODRIGUEZ Jennifer	USA	20	O	1:55.32	1.30	
4	8	KLASSEN Cindy	CAN	20	I	1:55.59	1.57	
5	71	WITTY Chris	USA	10	I	1:55.71	1.69	
6	22	PECHSTEIN Claudia	GER	18	O	1:55.93	1.91	
7	48	de JONG Tonny	NED	15	O	1:56.02	2.00	
8	69	SANNES Amy	USA	13	I	1:56.29	2.27	
9	36	TABATA Maki	JPN	19	O	1:56.35	2.33	
10	59	BARYSHEVA Varvara	RUS	9	I	1:56.44	2.42	
11	52	THOMAS Annamarie	NED	18	I	1:56.45	2.43	
12	1	HUNYADY Emese	AUT	9	O	1:56.51	2.49	
13	70	SUNDSTROM Becky	USA	14	I	1:57.33	3.31	
14	37	TONOIKE Aki	JPN	17	O	1:57.97	3.95	
15	13	SONG Li	CHN	15	I	1:58.31	4.29	
16	28	SIMIONATO Chiara	ITA	13	O	1:58.52	4.50	
17	61	TRAPEZNIKOVA Tatyana	RUS	14	O	1:59.00	4.98	
18	62	YAKSHINA Valentina	RUS	5	O	1:59.28	5.26	
19	11	GAO Yang	CHN	3	I	1:59.51	5.49	
20	6	GROVES Kristina	CAN	10	O	1:59.54	5.52	
21	53	TIMMER Marianne	NED	11	I	1:59.60	5.58	
22	24	WOHLRAB Marion	GER	16	O	1:59.67	5.65	
23	26	EGYED Krisztina	HUN	6	O	1:59.86	5.84	
24	29	NAGAOKA Yayoi	JPN	12	O	1:59.93	5.91	
25	10	OVERLAND Cindy	CAN	12	I	2:00.02	6.00	
26	56	WOJCICKA Katarzyna	POL	2	O	2:00.59	6.57	
27	27	MAYR Nicola	ITA	4	O	2:00.73	6.71	
28	18	ZHANG Xiaolei	CHN	2	I	2:01.23	7.21	
29	31	OBARA Yuri	JPN	8	O	2:01.39	7.37	
29	45	CHOI Yoon-Suk	KOR	11	O	2:01.39	7.37	
31	57	JAKAB Andrea	ROM	7	I	2:02.23	8.21	
32	39	GAVRILOVA Anzhelika	KAZ	6	I	2:03.22	9.20	
33	42	BAK Eun-Bi	KOR	8	I	2:03.87	9.85	



RESULTS / RÉSULTATS

LADIES 1500 m
1 500 m DAMES

UTAH OLYMPIC OVAL WED 20 FEB 2002 / MER 20 FEV 2002 START TIME / DEBUT 13:00

Rank	No.	Name	NOC	Pair	Lane	Time	Gap	Note
34	2	CHEPELNIKOVA Svetlana	BLR	1	I	2:04.06	10.04	
35	47	LUSE Ilonda	LAT	4	I	2:04.25	10.23	
36	58	OLTEAN Daniela	ROM	3	O	2:04.48	10.46	
37	41	PUPINA Marina	KAZ	7	O	2:05.13	11.11	
38	64	MYAGKIKH Yelena	UKR	5	I	2:05.32	11.30	
	49	GROENEWOLD Renate	NED	16	I	DNF		

Referee:

KRETSCHMANN Ernest (USA)

Legend				
No.	Starting Number	I	Inner Lane	O
WR	World Record	OR	Olympic Record	DNF
				Outer Lane
				Did Not Finish



DISTANCE ANALYSIS IN PAIRS / ANALYSE DE LA DISTANCE PAR PAIRE

LADIES 1500 m
1 500 m DAMES

UTAH OLYMPIC OVAL WED 20 FEB 2002 / MER 20 FEV 2002 START TIME / DEBUT 13:00

WR	1:54.38	FRIESINGER Anni (GER)	4 MAR 2001	Calgary Olympic Oval (CAN)
OR	1:57.58	TIMMER Marianne (NED)	16 FEB 1998	Nagano/M-Wave (JPN)

WR	FRIESINGER Anni			GER	1:54.38
	300m	700m	1100m	1500m	
	25.54	54.39	1:23.85	1:54.38	

Pair	Lane	No.	Name		NOC	Time		Note	Rank
			Split Time	Lap Time		Split Time	Lap Time		
1	I	2	CHEPELNIKOVA Svetlana		BLR	2:04.06			34
			27.43	(27.43)		57.82	(30.39)		
2	I	18	ZHANG Xiaolei		CHN	2:01.23			28
			26.72	(26.72)		57.02	(30.30)		
	O	56	WOJCICKA Katarzyna		POL	2:00.59			26
			27.37	(27.37)		57.46	(30.09)		
3	I	11	GAO Yang		CHN	1:59.51			19
			25.99	(25.99)		56.03	(30.04)		
	O	58	OLTEAN Daniela		ROM	2:04.48			36
			27.44	(27.44)		58.30	(30.86)		
4	I	47	LUSE Ilonda		LAT	2:04.25			35
			27.47	(27.47)		58.66	(31.19)		
	O	27	MAYR Nicola		ITA	2:00.73			27
			26.64	(26.64)		56.61	(29.97)		
5	I	64	MYAGKIKH Yelena		UKR	2:05.32			38
			27.51	(27.51)		58.24	(30.73)		
	O	62	YAKSHINA Valentina		RUS	1:59.28			18
			27.36	(27.36)		57.21	(29.85)		



DISTANCE ANALYSIS IN PAIRS / ANALYSE DE LA DISTANCE PAR PAIRE

LADIES 1500 m
1 500 m DAMES

UTAH OLYMPIC OVAL WED 20 FEB 2002 / MER 20 FEV 2002 START TIME / DEBUT 13:00

Pair	Lane	No.	Name	NOC	Time		Note	Rank
					Split Time	Lap Time		
6	I	39	GAVRILOVA Anzhelika	KAZ	2:03.22			32
			27.21 (27.21) 57.41 (30.20) 1:29.59 (32.18) 2:03.22 (33.63)					
	O	26	EGYED Krisztina	HUN	1:59.86			23
			26.43 (26.43) 55.87 (29.44) 1:26.78 (30.91) 1:59.86 (33.08)					
7	I	57	JAKAB Andrea	ROM	2:02.23			31
			27.19 (27.19) 57.29 (30.10) 1:28.77 (31.48) 2:02.23 (33.46)					
	O	41	PUPINA Marina	KAZ	2:05.13			37
			27.34 (27.34) 58.11 (30.77) 1:30.77 (32.66) 2:05.13 (34.36)					
8	I	42	BAK Eun-Bi	KOR	2:03.87			33
			27.17 (27.17) 57.71 (30.54) 1:29.82 (32.11) 2:03.87 (34.05)					
	O	31	OBARA Yuri	JPN	2:01.39			=29
			26.26 (26.26) 55.87 (29.61) 1:27.55 (31.68) 2:01.39 (33.84)					
9	I	59	BARYSHEVA Varvara	RUS	1:56.44		*OR	10
			25.94 (25.94) 54.88 (28.94) 1:24.83 (29.95) 1:56.44 (31.61)					
	O	1	HUNYADY Emese	AUT	1:56.51			12
			26.19 (26.19) 55.20 (29.01) 1:25.21 (30.01) 1:56.51 (31.30)					
10	I	71	WITTY Chris	USA	1:55.71		*OR	5
			25.53 (25.53) 54.13 (28.60) 1:23.86 (29.73) 1:55.71 (31.85)					
	O	6	GROVES Kristina	CAN	1:59.54			20
			26.99 (26.99) 56.75 (29.76) 1:27.54 (30.79) 1:59.54 (32.00)					
11	I	53	TIMMER Marianne	NED	1:59.60			21
			25.43 (25.43) 53.78 (28.35) 1:24.71 (30.93) 1:59.60 (34.89)					
	O	45	CHOI Yoon-Suk	KOR	2:01.39			=29
			26.73 (26.73) 56.90 (30.17) 1:28.39 (31.49) 2:01.39 (33.00)					



DISTANCE ANALYSIS IN PAIRS / ANALYSE DE LA DISTANCE PAR PAIRE

LADIES 1500 m
1 500 m DAMES

UTAH OLYMPIC OVAL WED 20 FEB 2002 / MER 20 FEV 2002 START TIME / DEBUT 13:00

Pair	Lane	No.	Name	NOC	Time		Note	Rank
					Split Time	Lap Time		
12	I	10	OVERLAND Cindy	CAN	2:00.02			25
			26.48 (26.48) 56.40 (29.92) 1:27.49 (31.09) 2:00.02 (32.53)					
	O	29	NAGAOKA Yayoi	JPN	1:59.93			24
			26.70 (26.70) 56.26 (29.56) 1:27.29 (31.03) 1:59.93 (32.64)					
13	I	69	SANNES Amy	USA	1:56.29			8
			25.84 (25.84) 54.31 (28.47) 1:24.13 (29.82) 1:56.29 (32.16)					
	O	28	SIMIONATO Chiara	ITA	1:58.52			16
			25.60 (25.60) 54.68 (29.08) 1:25.63 (30.95) 1:58.52 (32.89)					
14	I	70	SUNDSTROM Becky	USA	1:57.33			13
			25.89 (25.89) 54.92 (29.03) 1:25.03 (30.11) 1:57.33 (32.30)					
	O	61	TRAPEZNIKOVA Tatyana	RUS	1:59.00			17
			26.45 (26.45) 55.55 (29.10) 1:26.19 (30.64) 1:59.00 (32.81)					
15	I	13	SONG Li	CHN	1:58.31			15
			25.94 (25.94) 55.37 (29.43) 1:26.02 (30.65) 1:58.31 (32.29)					
	O	48	de JONG Tonny	NED	1:56.02			7
			26.07 (26.07) 55.05 (28.98) 1:25.21 (30.16) 1:56.02 (30.81)					
16	I	49	GROENEWOLD Renate	NED			DNF	
			26.14 (26.14)					
	O	24	WOHLRAB Marion	GER	1:59.67			22
			25.71 (25.71) 54.53 (28.82) 1:25.47 (30.94) 1:59.67 (34.20)					
17	I	20	FRIESINGER Anni	GER	1:54.02		WR	1
			25.14 (25.14) 53.48 (28.34) 1:22.83 (29.35) 1:54.02 (31.19)					
	O	37	TONOIKE Aki	JPN	1:57.97			14
			24.86 (24.86) 52.95 (28.09) 1:23.85 (30.90) 1:57.97 (34.12)					



DISTANCE ANALYSIS IN PAIRS / ANALYSE DE LA DISTANCE PAR PAIRE

LADIES 1500 m
1 500 m DAMES

UTAH OLYMPIC OVAL WED 20 FEB 2002 / MER 20 FEV 2002 START TIME / DEBUT 13:00

Pair	Lane	No.	Name	NOC	Time		Note	Rank
					Split Time	Lap Time		
18	I	52	THOMAS Annamarie	NED	1:56.45			11
					25.71	(25.71) 54.86	(29.15) 1:24.57	(29.71) 1:56.45
	O	22	PECHSTEIN Claudia	GER	1:55.93			6
					25.92	(25.92) 55.02	(29.10) 1:25.13	(30.11) 1:55.93
19	I	23	VOELKER Sabine	GER	1:54.97			2
					24.81	(24.81) 52.98	(28.17) 1:22.93	(29.95) 1:54.97
	O	36	TABATA Maki	JPN	1:56.35			9
					25.76	(25.76) 54.57	(28.81) 1:24.62	(30.05) 1:56.35
20	I	8	KLASSEN Cindy	CAN	1:55.59			4
					25.65	(25.65) 54.17	(28.52) 1:24.09	(29.92) 1:55.59
	O	68	RODRIGUEZ Jennifer	USA	1:55.32			3
					25.42	(25.42) 53.72	(28.30) 1:23.68	(29.96) 1:55.32

Legend

No. Starting Number
WR World Record
DNF Did Not Finish

I Inner Lane
OR Olympic Record
= Equal sign indicates that two or more athletes share

O Outer Lane
***OR** At the moment time recorded



ICE AND CLIMATIC CONDITIONS / CONDITIONS CLIMATIQUES ET DE LA GLACE

LADIES 1500 m
1 500 m DAMES

UTAH OLYMPIC OVAL WED 20 FEB 2002 / MER 20 FEV 2002 START TIME / DEBUT 13:00

	Start of Event	End of Event
Time	13:00	15:00
Air Temperature	17.8°C/64°F	18.3°C/65°F
Ice Temperature	-11.4°C/12°F	-11.1°C/12°F
Humidity	30%	33%
Air Pressure	859hPa	860hPa



RESULTS / RÉSULTATS

LADIES 5000 m
5 000 m DAMES

UTAH OLYMPIC OVAL SAT 23 FEB 2002 / SAM 23 FEV 2002 START TIME / DEBUT 13:00

WR	6:52.44	NIEMANN-STIRNEMANN Gunda (GER)	10 MAR 2001	Utah Olympic Oval (USA)
OR	6:59.61	PECHSTEIN Claudia (GER)	20 FEB 1998	Nagano/M-Wave (JPN)

Officials	
Referee	KRETSCHMANN Ernest (USA)
Assistant Referee	SMIT Simon (NED)
Starter	JENNERSTEN Lars (SWE)

Rank	No.	Name	NOC	Pair	Lane	Time	Gap	Note
1	22	PECHSTEIN Claudia	GER	7	O	6:46.91	0.00	WR
2	51	SMIT Gretha	NED	1	I	6:49.22	2.31	
3	7	HUGHES Clara	CAN	6	O	6:53.53	6.62	
4	8	KLASSEN Cindy	CAN	5	I	6:55.89	8.98	
5	59	BARYSHEVA Varvara	RUS	2	O	6:56.97	10.06	
6	20	FRIESINGER Anni	GER	8	I	6:58.39	11.48	
7	48	de JONG Tonny	NED	8	O	7:01.17	14.26	
8	36	TABATA Maki	JPN	7	I	7:06.32	19.41	
9	67	RANEY Catherine	USA	3	I	7:06.89	19.98	
10	6	GROVES Kristina	CAN	3	O	7:07.16	20.25	
11	62	YAKSHINA Valentina	RUS	5	O	7:08.42	21.51	
12	19	ANSCHUETZ Daniela	GER	6	I	7:10.17	23.26	
13	54	VIS Marja	NED	4	I	7:19.08	32.17	
14	65	DRISCOLL Annie	USA	2	I	7:35.23	48.32	
	40	PROKASHEVA Lyudmila	KAZ	1	O	DNF		
	30	NEMOTO Nami	JPN	4	O	DNF		

Referee:

KRETSCHMANN Ernest (USA)

Legend				
No.	Starting Number	I	Inner Lane	O
WR	World Record	OR	Olympic Record	DNF
				Outer Lane
				Did Not Finish



DISTANCE ANALYSIS IN PAIRS / ANALYSE DE LA DISTANCE PAR PAIRE

LADIES 5000 m
5 000 m DAMES

UTAH OLYMPIC OVAL SAT 23 FEB 2002 / SAM 23 FEV 2002 START TIME / DEBUT 13:00

WR	6:52.44	NIEMANN-STIRNEMANN Gunda (GER)	10 MAR 2001	Utah Olympic Oval (USA)
OR	6:59.61	PECHSTEIN Claudia (GER)	20 FEB 1998	Nagano/M-Wave (JPN)

WR	NIEMANN-STIRNEMANN Gunda				GER	6:52.44	
	200m	600m	1000m	1400m	1800m		
	20.59	52.26	1:25.03	1:58.01	2:30.57		
	2200m	2600m	3000m	3400m	3800m		
	3:02.65	3:34.73	4:07.21	4:39.67	5:12.51		
	4200m	4600m	5000m				
	5:45.61	6:18.90	6:52.44				

Pair	Lane	No.	Name		NOC	Time		Note	Rank						
			Split Time	Lap Time		Split Time	Lap Time								
1	I	51	SMIT Gretha		NED	6:49.22		*WR	2						
			20.91	(20.91)		52.67	(31.76)			1:24.59	(31.92)	1:56.34	(31.75)	2:28.00	(31.66)
			2:59.58	(31.58)		3:31.09	(31.51)			4:02.83	(31.74)	4:34.91	(32.08)	5:07.52	(32.61)
			5:40.57	(33.05)		6:14.45	(33.88)			6:49.22	(34.77)				
O	40	PROKASHEVA Lyudmila		KAZ			DNF								
		21.31	(21.31)		54.47	(33.16)			1:27.56	(33.09)	2:00.22	(32.66)	2:33.23	(33.01)	
		3:06.52	(33.29)		3:40.56	(34.04)									
2	I	65	DRISCOLL Annie		USA	7:35.23			14						
			20.78	(20.78)		53.00	(32.22)			1:25.87	(32.87)	2:00.50	(34.63)	2:35.84	(35.34)
			3:11.67	(35.83)		3:47.67	(36.00)			4:23.99	(36.32)	5:01.02	(37.03)	5:38.88	(37.86)
			6:17.76	(38.88)		6:56.74	(38.98)			7:35.23	(38.49)				
O	59	BARYSHEVA Varvara		RUS	6:56.97			5							
		20.04	(20.04)		52.62	(32.58)			1:25.79	(33.17)	1:59.59	(33.80)	2:33.31	(33.72)	
		3:06.54	(33.23)		3:39.54	(33.00)			4:12.55	(33.01)	4:45.47	(32.92)	5:18.18	(32.71)	
		5:50.74	(32.56)		6:23.79	(33.05)			6:56.97	(33.18)					



DISTANCE ANALYSIS IN PAIRS / ANALYSE DE LA DISTANCE PAR PAIRE

LADIES 5000 m
5 000 m DAMES

UTAH OLYMPIC OVAL SAT 23 FEB 2002 / SAM 23 FEV 2002 START TIME / DEBUT 13:00

Pair	Lane	No.	Name	NOC	Time		Note	Rank			
					Split Time	Lap Time					
					Split Time	Lap Time	Split Time	Lap Time			
3	I	67	RANEY Catherine	USA	7:06.89			9			
		21.18	(21.18)	55.08	(33.90)	1:29.16	(34.08)	2:03.09	(33.93)	2:36.66	(33.57)
		3:10.37	(33.71)	3:44.15	(33.78)	4:18.29	(34.14)	4:52.45	(34.16)	5:26.88	(34.43)
		6:00.91	(34.03)	6:34.15	(33.24)	7:06.89	(32.74)				
	O	6	GROVES Kristina	CAN	7:07.16			10			
		20.95	(20.95)	54.48	(33.53)	1:28.85	(34.37)	2:02.24	(33.39)	2:35.22	(32.98)
		3:08.38	(33.16)	3:41.88	(33.50)	4:15.48	(33.60)	4:49.35	(33.87)	5:23.59	(34.24)
		5:58.06	(34.47)	6:32.59	(34.53)	7:07.16	(34.57)				
4	I	54	VIS Marja	NED	7:19.08			13			
		20.21	(20.21)	51.89	(31.68)	1:24.25	(32.36)	1:57.03	(32.78)	2:30.32	(33.29)
		3:04.00	(33.68)	3:38.47	(34.47)	4:13.75	(35.28)	4:49.20	(35.45)	5:25.52	(36.32)
		6:02.65	(37.13)	6:40.79	(38.14)	7:19.08	(38.29)				
	O	30	NEMOTO Nami	JPN				DNF			
		20.62	(20.62)	53.20	(32.58)	1:26.18	(32.98)	1:58.99	(32.81)	2:32.02	(33.03)
		3:05.23	(33.21)	3:39.08	(33.85)	4:13.40	(34.32)	4:48.84	(35.44)		
5	I	8	KLASSEN Cindy	CAN	6:55.89			4			
		19.99	(19.99)	51.35	(31.36)	1:23.79	(32.44)	1:56.48	(32.69)	2:29.18	(32.70)
		3:01.47	(32.29)	3:33.89	(32.42)	4:06.69	(32.80)	4:39.80	(33.11)	5:13.12	(33.32)
		5:47.07	(33.95)	6:21.28	(34.21)	6:55.89	(34.61)				
	O	62	YAKSHINA Valentina	RUS	7:08.42			11			
		20.83	(20.83)	54.17	(33.34)	1:27.49	(33.32)	2:01.01	(33.52)	2:34.53	(33.52)
		3:08.18	(33.65)	3:42.01	(33.83)	4:16.17	(34.16)	4:50.74	(34.57)	5:25.30	(34.56)
		5:59.76	(34.46)	6:34.13	(34.37)	7:08.42	(34.29)				



DISTANCE ANALYSIS IN PAIRS / ANALYSE DE LA DISTANCE PAR PAIRE

LADIES 5000 m
5 000 m DAMES

UTAH OLYMPIC OVAL SAT 23 FEB 2002 / SAM 23 FEV 2002 START TIME / DEBUT 13:00

Pair	Lane	No.	Name	NOC	Time		Note	Rank								
					Split Time	Lap Time										
					Split Time	Lap Time	Split Time	Lap Time								
6	I	19	ANSCHUETZ Daniela	GER	7:10.17			12								
					20.51	(20.51)			53.14	(32.63)	1:25.96	(32.82)	1:59.10	(33.14)	2:32.53	(33.43)
					3:06.06	(33.53)			3:39.79	(33.73)	4:13.79	(34.00)	4:48.07	(34.28)	5:22.66	(34.59)
					5:57.74	(35.08)	6:33.57	(35.83)	7:10.17	(36.60)						
	O	7	HUGHES Clara	CAN	6:53.53			3								
					21.13	(21.13)			52.77	(31.64)	1:24.57	(31.80)	1:56.80	(32.23)	2:29.13	(32.33)
					3:01.91	(32.78)			3:34.70	(32.79)	4:07.41	(32.71)	4:40.28	(32.87)	5:13.37	(33.09)
					5:46.97	(33.60)	6:20.43	(33.46)	6:53.53	(33.10)						
7	I	36	TABATA Maki	JPN	7:06.32			8								
					19.92	(19.92)			51.14	(31.22)	1:23.41	(32.27)	1:56.35	(32.94)	2:28.90	(32.55)
					3:02.35	(33.45)			3:35.78	(33.43)	4:09.56	(33.78)	4:43.74	(34.18)	5:18.27	(34.53)
					5:53.50	(35.23)	6:29.44	(35.94)	7:06.32	(36.88)						
	O	22	PECHSTEIN Claudia	GER	6:46.91		WR	1								
					19.79	(19.79)			51.50	(31.71)	1:23.89	(32.39)	1:55.95	(32.06)	2:28.33	(32.38)
					3:00.47	(32.14)			3:32.87	(32.40)	4:05.35	(32.48)	4:37.67	(32.32)	5:10.01	(32.34)
					5:42.49	(32.48)	6:14.86	(32.37)	6:46.91	(32.05)						
8	I	20	FRIESINGER Anni	GER	6:58.39			6								
					19.81	(19.81)			52.35	(32.54)	1:24.78	(32.43)	1:56.80	(32.02)	2:28.73	(31.93)
					3:01.02	(32.29)			3:33.73	(32.71)	4:06.29	(32.56)	4:39.57	(33.28)	5:13.35	(33.78)
					5:47.81	(34.46)	6:22.43	(34.62)	6:58.39	(35.96)						
	O	48	de JONG Tonny	NED	7:01.17			7								
					20.26	(20.26)			52.44	(32.18)	1:24.99	(32.55)	1:56.94	(31.95)	2:29.33	(32.39)
					3:01.90	(32.57)			3:34.73	(32.83)	4:08.20	(33.47)	4:42.25	(34.05)	5:16.43	(34.18)
					5:51.16	(34.73)	6:26.18	(35.02)	7:01.17	(34.99)						

Legend
No. Starting Number
WR World Record
DNF Did Not Finish

I
OR

 Inner Lane
 Olympic Record

O
***WR**

 Outer Lane
 At the moment time recorded



ICE AND CLIMATIC CONDITIONS / CONDITIONS CLIMATIQUES ET DE LA GLACE

LADIES 5000 m
5 000 m DAMES

UTAH OLYMPIC OVAL SAT 23 FEB 2002 / SAM 23 FEV 2002 START TIME / DEBUT 13:00

	Start of Event	End of Event
Time	13:00	14:45
Air Temperature	18.3°C/65°F	18.9°C/66°F
Ice Temperature	-13.3°C/8°F	-13.1°C/8°F
Humidity	14%	25%
Air Pressure	846hPa	847hPa



INTERNATIONAL OLYMPIC COMMITTEE

DEPARTMENT OF SPORTS,
OLYMPIC GAMES COORDINATION AND RELATIONS
WITH THE INTERNATIONAL FEDERATIONS

Lausanne, 5 July 2002
Ref. no 1470/2002/KML/dsr

**Re : XIX Olympic Winter Games, Salt Lake City 2002
Athlete disqualification**

Dear Sir or Madam,

Please note that, following decisions taken at its meetings on the occasion of the XIX Olympic Winter Games in Salt Lake City, by means of vote by correspondence dated 21 March 2002 and its meeting of 24-27 May 2002 in Kuala Lumpur (MAS), the IOC Executive Board has disqualified the following athletes from the events of the XIX Olympic Winter Games specified below :

<u>Athlete</u>	<u>Sport / Discipline</u>	<u>Disqualification</u>
Olga DANILOVA (RUS)	Cross Country Skiing	Women's 30km classical cross country skiing event
Larissa LAZUTINA (RUS)	Cross Country Skiing	Women's 30km classical cross country skiing event
Johann MUEHLEGG (ESP)	Cross Country Skiing	Men's 50km classical cross country skiing event
Alain BAXTER (GBR)	Alpine Skiing	Men's slalom alpine skiing event
Vasily PANKOV (BLR)	Ice Hockey	Men's ice hockey bronze medal match
Achim WALCHER (AUT)	Cross Country Skiing	Men's 10km, 10km pursuit and 30km mass start cross country skiing events
Marc MAYER (AUT)	Cross Country Skiing	Men's 10km, 10km pursuit, 50km and 15km sprint cross country skiing events

Thank you for your attention to this information.

Yours sincerely,

Gilbert FELLI
Director, Department of Sports,
Olympic Games Coordination
and IF Relations

C R E D I T S R E M E R C I E M E N T S



Flower Sweepers, Figure Skating, Ladies Short Program

D A V I D B U R N E T T

OFFICIAL TIMER Temporisateur Officiel

S E I K O

OFFICIAL IT PROVIDER IT Fournisseur Officiel

S C H L U M B E R G E R S E M A

GAMES DOCUMENTATION Documentation de Jeux

X E R O X

RESULTS CD-ROM PRODUCER Producteur du CD-ROM Resultas

E D W A R D M I T C H E L L / S L O C

Copyright 2002 SLOC.

No part of this publication may be reproduced in any form without prior written permission of SLOC. Adobe, the Adobe logo, Acrobat, the Acrobat logo, are either registered trademarks or trademarks of Adobe Systems Incorporated in the United States and/or other countries. All rights reserved.

Navigation Navigation