

NCAA Post-Graduate Scholarships (17)


(Football only)

1966-67 — Ray Armstrong*
 1966-67 — Dallas Grider
 1969-70 — Greg Jones
 1973-74 — Steve Klosterman
 1975-76 — John Sciarra
 1976-77 — Jeff Dankworth
 1977-78 — John Fowler
 1982-83 — Cormac Carney
 1983-84 — Rick Neuheisel
 1985-86 — Mike Hartmeier
 1989-90 — Rick Meyer
 1992-93 — Carlton Gray
 1995-96 — George Kase
 1998-99 — Chris Sailer
 Shawn Stuart
 1999-00 — Danny Farmer
 2007-08 — Chris Joseph

ESPN The Magazine/CoSIDA Academic All-America First-Team (16)

(Football only)


1952 — Ed Flynn, G,
 Donn Moomaw, LB
 1953 — Ira Pauly, C
 1954 — Sam Boghosian, G
 1966 — Ray Armstrong, E
 1975 — John Sciarra, QB
 1977 — John Fowler, LB
 1981 — Cormac Carney, WR
 Tim Wrightman, TE
 1982 — Cormac Carney, WR
 1985 — Mike Hartmeier, OG
 1992 — Carlton Gray, CB
 1995 — George Kase, NG
 1998 — Shawn Stuart, C
 2006 — Chris Joseph, OG
 2007 — Chris Joseph, C



Cormac Carney

ESPN The Magazine/CoSIDA Academic All-America Hall of Fame (8)

| | |
|--------------------------------------|---|
| 1988 — Donn Moomaw, football | 2009 — Karch Kiraly, volleyball |
| 1990 — Jamaal Wilkes, basketball | 2011 — Julie Bremner Romias, volleyball |
| 1994 — Bill Walton, basketball | |
| 1994 — Coach John Wooden, basketball | |
| 1999 — John Fowler, football | |
| 2005 — Cormac Carney, football | |



Chris Joseph

National Football Foundation and Hall of Fame Scholarships (8)


1967-68 — Gary Beban
 1969-70 — Dennis Dummit
 1973-74 — Mark Harmon
 1975-76 — John Sciarra
 1976-77 — Jeff Dankworth
 1988-89 — Carnell Lake
 1991-92 — Brian Kelly
 1992-93 — Carlton Gray

NCAA Top Eight Awards (14)

1975-76 — John Sciarra, football
 1976-77 — Jeff Dankworth, football
 1981-82 — Karch Kiraly, volleyball
 1982-83 — Cormac Carney*, football
 1988-89 — Carnell Lake*, football
 1989-90 — Jill Andrews**, gymnastics
 1992-93 — Carlton Gray, football
 1992-93 — Scott Keswick**, gymnastics
 1993-94 — Julie Bremner*, volleyball
 1993-94 — Lisa Fernandez, softball
 1996-97 — Annette Salmeen, swimming
 2002-03 — Stacey Nuvean, softball
 2003-04 — Onnie Willis, gymnastics
 2006-07 — Kate Richardson, gymnastics

* Fall finalist

**Spring finalist



Carlton Gray

NACDA/Disney Scholar-Athlete Awards (2)

1992-93 — Carlton Gray, football
 1993-94 — Julie Bremner, volleyball

Rhodes Scholarships (5)

1924-25 — John Olmsted, tennis
 1961-62 — William Zeltonoga, wrestling
 1968-69 — Harold Griffin, football
 1996-97 — Annette Salmeen, swimming
 2008-09 — Chris Joseph, football

UCLA BOWL RESULTS (14-15-1 OVERALL, 12-8 IN LAST 20 APPEARANCES)



January 1, 1943 — Rose Bowl
Georgia 9, UCLA 0



UCLA's first ever bowl appearance did not end on a successful note, as the No. 1-ranked Bulldogs defeated the Bruins. Playing one of its best games of the season, UCLA held the Bulldogs scoreless for three quarters. However, the powerful UGA defense held the Bruins without any points as well. On the first play of the fourth quarter, Georgia's Red Boyd blocked Bob Waterfield's punt deep in the end zone for a safety. Georgia added a touchdown following an interception of a Waterfield pass by Clyde Ehrhardt. The Bulldogs' All-American Frankie Sinkwich powered over from the one-yard line for the lone touchdown in the contest.

Scoring

| | | | | | | |
|---------|---|---|---|---|---|---|
| Georgia | 0 | 0 | 0 | 9 | — | 9 |
| UCLA | 0 | 0 | 0 | 0 | — | 0 |

Attendance: 90,000.

Scoring: UGA—Red Boyd blocks Bob Waterfield's punt for an automatic safety. UGA—Frankie Sinkwich, one-yard run. Leo Costa converts.

Statistics

| Georgia | UCLA |
|---|--------|
| 24..... First Downs | 5 |
| 61/212..... Carries/Net Yards Rushing | 26/97 |
| 161..... Net Yards Passing | 62 |
| 30/12/2..... Passes Att./Comp./Int. | 15/4/4 |
| 91/373..... Total Plays/Total Yards | 41/159 |

Top Individuals

Rushing — Trippi (G) 27-115-0; Snelling (U) 5-41-0; Sinkwich (G) 11-33-1.



January 1, 1947 — Rose Bowl
Illinois 45, UCLA 14



The Bruins scored their first ever post-season points when quarterback Ernie Case scored on a sneak to give the Bruins a slim 7-6 first-quarter lead. However, it was the fourth-ranked Illini who tallied quickly and often, outscoring unranked UCLA 39-7 from that point on en route to a 45-14 victory. Illinois dominated the Bruins on the ground, compiling 320 yards to the Bruins 62. UCLA's Al Hoisch returned Illinois kicker Don Maechtle's kickoff 103 yards, establishing a Rose Bowl record which still stands today.

Scoring

| | | | | | | |
|----------|---|----|---|----|---|----|
| Illinois | 6 | 19 | 0 | 20 | — | 45 |
| UCLA | 7 | 7 | 0 | 0 | — | 14 |

Attendance: 93,000.

Scoring: IL—Julius Rykovich, one-yard run. Kick failed. UCLA—Ernie Case, one-yard sneak. Case converts. IL—Buddy Young, two-yard run. Don Maechtle converts. IL—Paul Patterson four-yard run. Kick failed. IL—Perry Moss one-yard sneak. Kick blocked. UCLA—Al Hoisch returns Maechtle's kickoff 103 yards. Case converts. IL—Young, one-yard run. Maechtle converts. IL—Ruck Steger, 68-yard interception return. Kick failed. IL—Stan Green, 20-yard interception return. Maechtle converts.

Statistics

| Illinois | UCLA |
|---|---------|
| 23..... First Downs | 12 |
| 64/320..... Carries/Net Yards Rushing | 32/62 |
| 78..... Net Yards Passing | 176 |
| 15/4/2..... Passes Att./Comp./Int. | 29/13/4 |
| 79/398..... Total Plays/Total Yards | 61/238 |

Top Individuals

Rushing — Rykovich (I) 18-103-1; Young (I) 20-103-2; Patterson (I) 5-57-1; Hoisch (U) 4-27-0; Rossi (U) 10-23-0; **Passing** — Case (U) 24-11-2-165-0; Moss (I) 8-3-0-65-0.



January 1, 1954 — Rose Bowl
Michigan State 28, UCLA 20



Fifth-ranked UCLA completely dominated the first half of the game and capitalized on two Spartan fumbles to score the first 14 points in the contest. However, a missed blocking assignment allowed MSU's Ellis Duckett room to block a Paul Cameron kick and score from the Bruin six-yard line with 4:45 left in the half. The Bruins left the field at halftime ahead 14-7 after allowing No. 3 Michigan State only one completed pass, for a seven-yard loss, and a net gain of 56 total yards. MSU outscored the Bruins 14-0 after two long third quarter drives to grab a 21-14 lead. After another Spartan fumble, Cameron connected on a 28-yard pass to Rommie Loudd who made a great leaping catch. The reception pulled the Bruins to within one point, 21-20 with 12:36 to play in the fourth quarter. UCLA failed on its conversion attempt, leaving the Spartans clinging to a one-point lead. Bruin hopes of regaining the lead were thwarted when Billy Wells returned a Cameron punt 62 yards for a touchdown with 4:51 left in the game.

Scoring

| | | | | | | |
|----------------|---|---|----|---|---|----|
| Michigan State | 0 | 7 | 14 | 7 | — | 28 |
| UCLA | 7 | 7 | 0 | 6 | — | 20 |

Weather: Sunny. **Attendance:** 100,500.

Scoring: UCLA—Bill Stits 13-yard pass from Paul Cameron. John Hermann converts. UCLA—Cameron, two-yard run. Hermann converts. MSU—Ellis Duckett, six-yard blocked punt return. Evan Slonac converts. MSU—LeRoy Bolden, one-yard run. Slonac converts. MSU—Billy Wells, two-yard run. Slonac converts. UCLA—Rommie Loudd, 28-yard pass from Cameron passes 28 yards to Rommie Loudd. Kick failed. MSU—Wells, 62-yard punt return. Slonac converts.

Statistics

| Michigan State | UCLA |
|---|--------|
| 14..... First Downs | 16 |
| 53/195..... Carries/Net Yards Rushing | 40/90 |
| 11..... Net Yards Passing | 152 |
| 10/2/1..... Passes Att./Comp./Int. | 24/9/2 |
| 63/206..... Total Plays/Total Yards | 64/242 |

Top Individuals

Rushing — Wells (M) 14-80-1; Bolden (M) 14-52-1; Stits (U) 5-25-0; Davenport (U) 8-22-0; Dailey (U) 7-20-0; Villaneuva (U) 5-17-0; **Passing** — Cameron (U) 22-9-1-152-2; Yewcic (M) 8-2-1-11-0; **Receiving** — Stits (U) 2-46-1; Hermann (U) 2-15-0; Heydenfeldt (U) 1-33-0; Loudd (U) 1-28-1; Bolden (M) 1-18-0.



January 1, 1956 — Rose Bowl
Michigan State 17, UCLA 14



David Kaiser's field goal with seven seconds remaining provided a sensational finish to a spectacular game as the second-ranked Spartans earned a 17-14 decision over fourth-ranked UCLA. The Bruins scored first when fullback Bob Davenport scored from the two-yard line four plays after Jim Decker picked off an Earl Morral pass. Michigan State scored the next two touchdowns but the Bruins tied the score at 14 in the fourth quarter when Doug Peters dove over from the one-yard line. With time running out in the game, UCLA was called for an intentional grounding infraction which pushed the ball back to its own one-yard line. A poor punt gave the Spartans the ball at the UCLA 40. However, the Bruins were cited for interference with the kick returner and the Spartans received the ball at the Bruin 19, setting up Kaiser's game-winning 41-yard field goal.

Scoring

| | | | | | | |
|----------------|---|---|---|----|---|----|
| Michigan State | 0 | 7 | 0 | 10 | — | 17 |
| UCLA | 7 | 0 | 0 | 7 | — | 14 |

Attendance: 100,809.

Scoring: UCLA—Bob Davenport, two-yard run. Jim Decker converts. MSU—Clarence Peaks, 13-yard pass from Earl Morral. Gerald Planutis converts. MSU—John Lewis, 67-yard pass from Peaks. Planutis converts. UCLA—Doug Peters, one-yard run. Decker converts. MSU—David Kaiser, 41-yard field goal.

Statistics

| Michigan State | UCLA |
|---|--------|
| 18..... First Downs | 13 |
| 50/251..... Carries/Net Yards Rushing | 42/136 |
| 33..... Net Yards Passing | 61 |
| 18/6/2..... Passes Att./Comp./Int. | 10/2/1 |
| 68/381..... Total Plays/Total Yards | 52/197 |

Top Individuals

Rushing — Kowalczyk (M) 13-88-0; Planutis (M) 12-66-0; S. Brown (U) 14-63-0; Davenport (U) 10-26; **Passing** — Knox (U) 8-2-1-61-0; Morral (M) 15-4-2-38-1; Peaks (M) 2-1-0-67-1; **Receiving** — Peaks (M) 3-40-1; Decker (U) 1-47; Loudd (U) 1-14.



January 1, 1962 — Rose Bowl

Minnesota 21, UCLA 3



With 16 players returning from their 1961 Rose Bowl loss, the Golden Gophers were primed and ready for the 1962 renewal, and they used that experience to defeat the Bruins, 21-3. The Bruins opened the scoring when Bobby Smith kicked a 28-yard field goal at the 8:40 mark of the first quarter. However, that was all the offense the Bruins could muster and Minnesota scored touchdowns in the first, second, and fourth quarters.

Scoring

| | | | | | | |
|-----------|---|---|---|---|---|----|
| Minnesota | 7 | 7 | 0 | 7 | — | 21 |
| UCLA | 3 | 0 | 0 | 0 | — | 3 |

Weather: Sunny. **Attendance:** 98,214.

Scoring: **UCLA**—Bobby Smith, 28-yard field goal. **MINN**—Sandy Stephens, one-yard run. Tom Loechler converts. **MINN**—Bill Munsey, three-yard run. Loechler converts. **MINN**—Stephens, two-yard run. Loechler converts.

Statistics

| Minnesota | UCLA |
|-------------|-------------------------------------|
| 21..... | First Downs.....8 |
| 55/222..... | Carries/Net Yards Rushing.....34/55 |
| 75..... | Net Yards Passing.....52 |
| 117/0..... | Passes Att./Comp./Int.....8/5/0 |
| 66/297..... | Total Plays/Total Yards.....42/107 |

Top Individuals

Rushing — Alexander (U) 10-48-0; Stephens (M) 12-46-2; Dickson (M) 12-45-0; Smith (U) 10-8-0. **Passing** — Stephens (M) 11-7-0-75-0; B. Smith (U) 5-2-0-22-0; Singleton (U) 2-2-0-18-0. **Receiving** — Alexander (U) 3-26-0; Cairns (M) 2-24-0; Zeno (U) 1-14-0; Hauck 1-12-0.



January 1, 1966 — Rose Bowl

UCLA 14, Michigan State 12



Fifth-ranked UCLA earned its first Rose Bowl victory by upsetting No. 1-ranked and previously unbeaten Michigan State. Quarterback Gary Beban ran for two touchdowns and threw for 147 yards in leading the Bruins to victory. UCLA took a 7-0 lead on the first play of the second quarter on a one-yard run by Beban after John Erquiaga had recovered a fumbled punt return. A successful onside kick was recovered by Dallas Grider at the MSU 42-yard line. A 21-yard run by Mel Farr and a 20-yard pass from Beban to Kurt Altenberg gave the Bruins the ball at the one-yard line. On the next play, with 11:50 left in the first half, Beban sneaked in for a touchdown and a 14-0 lead. Michigan State finally got on the scoreboard in the fourth quarter when Bob Apisa scored on a 38-yard run at the 6:13 mark but the Spartans failed on a two-point pass attempt. On the next series, Bubba Smith partially blocked Larry Cox's punt to give MSU the ball at the UCLA 49. Steve Juday finished off a 14-play scoring drive with a one-yard sneak with 31 seconds to play. Bob Stiles and Grider stopped Apisa short of the goal line on the two-point try.

Scoring

| | | | | | | |
|----------------|---|----|---|----|---|----|
| Michigan State | 0 | 0 | 0 | 12 | — | 12 |
| UCLA | 0 | 14 | 0 | 0 | — | 14 |

Weather: Sunny 65°. **Attendance:** 100,087.

Scoring: **UCLA**—Gary Beban, one-yard run. Kurt Zimmerman converts. **UCLA**—Beban, one-yard run. Zimmerman converts. **MSU**—Bob Apisa, 38-yard run. Steve Juday's pass failed. **MSU**—Juday, one-yard run. Apisa run failed.

Statistics

| Michigan State | UCLA |
|----------------|-------------------------------------|
| 13..... | First Downs.....10 |
| 46/204..... | Carries/Net Yards Rushing.....41/65 |
| 110..... | Net Yards Passing.....147 |
| 22/8/3..... | Passes Att./Comp./Int.....20/8/0 |
| 68/314..... | Total Plays/Total Yards.....61/212 |

Top Individuals

Rushing — C. Jones (M) 20-113-0; Apisa (M) 4-49-1; Lee (M) 15-41-0; Farr (U) 10-36-0; Beban (U) 25-14-2; Horgan (U) 5-12-0. **Passing** — Beban (U) 20-8-0-147-0; Juday (M) 18-6-3-80-0; Raye (M) 4-2-0-30-0. **Receiving** — Washington (M) 4-81-0; Altenberg (U) 3-55-0; Nelson (U) 2-29-0.



January 1, 1976 — Rose Bowl

UCLA 23, Ohio State 10



On Jan. 1, 1976, the 11th-ranked Bruins returned to Pasadena to take on Woody Hayes' top-ranked Ohio State Buckeyes and two-time Heisman Trophy winner Archie Griffin. During a first half in which Ohio State had the ball for 20 of the 24 minutes, kicker Tom Klaban provided the only points with a second-quarter field goal, giving the Buckeyes a 3-0 halftime lead. The Bruins tied the game early in the third quarter on a 33-yard field goal by Brett White. On UCLA's next possession, John Sciarra and Wally Henry hooked up on a 16-yard touchdown play. Late in the third quarter, Sciarra and Henry combined for a 67-yard touchdown play. OSU's Pete Johnson countered with a three-yard touchdown but Wendell Tyler, who rushed for 172 yards, countered with a 54-yard touchdown. Sciarra was named Rose Bowl MVP for completing 13-of-19 passes for 212 yards and two touchdowns.

Scoring

| | | | | | | |
|------------|---|---|----|---|---|----|
| Ohio State | 3 | 0 | 0 | 7 | — | 10 |
| UCLA | 0 | 0 | 16 | 7 | — | 23 |

Weather: Clear 60°. **Attendance:** 105,464.

Scoring: **OSU**—Tom Klaban, 42-yard field goal. **UCLA**—Brett White, 33-yard field goal. **UCLA**—Wally Henry, 16-yard pass from John Sciarra. White kick failed. **UCLA**—Henry, 67-yard pass from Sciarra. White converts. **OSU**—Pete Johnson, three-yard run. Klaban converts. **UCLA**—Wendell Tyler, 54-yard run. White converts.

Statistics

| Ohio State | UCLA |
|-------------|--------------------------------------|
| 20..... | First Downs.....19 |
| 51/208..... | Carries/Net Yards Rushing.....47/202 |
| 90..... | Net Yards Passing.....212 |
| 18/7/2..... | Passes Att./Comp./Int.....19/13/2 |
| 69/298..... | Total Plays/Total Yards.....66/414 |

Top Individuals

Rushing — Tyler (U) 21-172-1; Griffin (O) 17-93-0; Johnson (O) 19-70-1. **Passing** — Sciarra (U) 19-13-2-212-2; Greene (O) 18-7-2-90-0; **Receiving** — Henry (U) 5-113-2; Andersen (U) 3-39-0; Baschnagel (O) 3-26-0.



December 20, 1976 — Liberty Bowl*

Alabama 36, UCLA 6



The 1976 Liberty Bowl marked the first time the Bruins participated in a bowl game other than the Rose, but were soundly defeated by the Crimson Tide in a game played in windy and near-freezing conditions. No. 16 Alabama took control early, scoring 17 first quarter points on a Bruin team that had allowed only 23 all year. Alabama pulled away to a 30-0 lead before running back Theotis Brown dashed 61-yards for the lone score by the No. 7 Bruins. UCLA totaled 380 offensive yards, but committed four turnovers and was stopped on downs inside the Alabama five-yard line on two occasions. Brown (1,092) and Wendell Tyler (1,003) became the school's first twin-thousand yard rushers for a season during the contest.

Scoring

| | | | | | | |
|---------|----|---|---|---|---|----|
| Alabama | 17 | 7 | 3 | 9 | — | 36 |
| UCLA | 0 | 0 | 0 | 6 | — | 6 |

Weather: Windy 34°. **Attendance:** 52,736.

Scoring: **ALA**—Buckey Berrey, 37-yard field goal. **ALA**—Barry Krauss 44-yard interception return. Berrey converts. **ALA**—Johnny Davis, two-yard run. Berrey converts. **ALA**—Jack O'Rear, 20-yard pass from Tony Nathan. Berrey converts. **ALA**—Berrey, 25-yard field goal. **ALA**—Berrey, 28-yard goal. **UCLA**—Theotis Brown 61-yard run. Corral kick failed. **ALA**—Rick Watson, one-yard run. Berrey pass failed.

Statistics

| Alabama | UCLA |
|-------------|--|
| 23..... | First Downs.....17 |
| 52/268..... | Carries/Net Yards Rushing.....49/233/1 |
| 104..... | Net Yards Passing.....147 |
| 11/8/0..... | Passes Att./Comp./Int.....18/10/3 |
| 63/372..... | Total Plays/Total Yards.....67/380 |

Top Individuals

Rushing — Brown (U) 16-102-1; Nathan (A) 9-67-0; Dankworth (U) 15-60-0; Tyler (U) 17-59-0; Davis (A) 11-59-1. **Passing** — Dankworth (U) 17-10-3-147-0; Rutledge (A) 7-5-0-53-0. **Receiving** — Brown (U) 3-24-0; Newsome (A) 2-13-0; Walker (U) 2-44-0; O'Rear (A) 2-16-1; Neal (A) 2-45-0.

UCLA'S BOWL TRADITION



December 25, 1978 — Fiesta Bowl

UCLA 10, Arkansas 10



On this Christmas day in Tempe, AZ, the 15th-ranked Bruins and eighth-ranked Razorbacks played to a 10-10 tie. Running back James Owens ran for 121 yards and Theotis Brown added 84 as offensive standouts for the Bruins. After Arkansas grabbed a 10-0 halftime lead, the Bruin defense took charge, and the offense produced the game-tying points in the second half on a field goal by Peter Boormeester and a 15-yard run by quarterback Steve Bukich, making his only start of the season.

Scoring

| | | | | | | |
|----------|---|----|---|---|---|----|
| Arkansas | 0 | 10 | 0 | 0 | — | 10 |
| UCLA | 0 | 0 | 3 | 7 | — | 10 |

Weather: Sunny 70°. **Attendance:** 55,202.

Scoring: **ARK**—Roland Sales, four-yard run. Ismael Ordonez converts. **ARK**—Ordonez, 37-yard field goal. **UCLA**—Peter Boormeester, 41-yard field goal. **UCLA**—Steve Bukich, 15-yard run. Boormeester converts.

Statistics

| Arkansas | UCLA |
|--------------|---------------------------------------|
| 19..... | First Downs..... 14 |
| 51/200..... | Carries/Net Yards Rushing..... 55/255 |
| 78..... | Net Yards Passing..... 61 |
| 24/13/2..... | Passes Att./Comp./Int..... 11/4/2 |
| 75/278..... | Total Plays/Total Yards..... 66/316 |

Top Individuals

Rushing — Owens (U) 17-121-0; Cowins (A) 24-89-0; Brown (U) 11-84-0. **Passing** — Calcagni (A) 16-11-0-49-0; Bukich (U) 11-4-2-61-0. **Receiving** — Clay (A) 3-11-0; Eckwood (A) 3-(-1)-0; Reece (U) 2-36-0. **Tackles** — Muro (U) 19; Robinson (U) 15; Tuiasosopo (U) 13.



January 1, 1983 — Rose Bowl

UCLA 24, Michigan 14



The fifth-ranked Bruins began their record-setting bowl streak by defeating the 19th-ranked Michigan Wolverines, 24-10, in the 1983 Rose Bowl. Earlier in the year, the two teams had played in Ann Arbor and the Bruins had rallied from a 21-0 second-quarter deficit for a 31-27 victory. UCLA, 9-1-1 during the regular season, outscored the Wolverines 10-0 in the first half on Tom Ramsey's one-yard touchdown run and John Lee's 39-yard field goal. Michigan closed the gap to three points early in the third quarter, but Danny Andrews countered with a nine-yard touchdown scamper. The Bruins put the game out of reach with just over eight minutes remaining when Blanchard Montgomery intercepted a pass and returned it 11 yards to make the score 24-7. Ramsey was voted Player of the Game, completing 18 of 25 passes for 162 yards.

Scoring

| | | | | | | |
|----------|---|---|---|---|---|----|
| Michigan | 0 | 0 | 7 | 7 | — | 14 |
| UCLA | 7 | 3 | 7 | 7 | — | 24 |

Weather: Clear 70°. **Attendance:** 104,991.

Scoring: **UCLA**—Tom Ramsey, one-yard run. John Lee converts. **UCLA**—Lee kicks 39-yard field goal. **MICH**—Eddie Garrett, one-yard pass from Dave Hall. Ali Haji-Sheikh converts. **UCLA**—Danny Andrews, nine-yard run. Lee converts. **UCLA**—Blanchard Montgomery 11-yard interception return. Lee converts. **MICH**—Dan Rice, four-yard pass from Hall. Haji-Sheikh converts.

Statistics

| Michigan | UCLA |
|--------------|---------------------------------------|
| 19..... | First Downs..... 19 |
| 38/110..... | Carries/Net Yards Rushing..... 47/181 |
| 209..... | Net Yards Passing..... 162 |
| 34/19/3..... | Passes Att./Comp./Int..... 25/18/0 |
| 72/319..... | Total Plays/Total Yards..... 72/343 |

Top Individuals

Rushing — Ricks (M) 23-88-0; Nelson (U) 11-48-0; Cephus (U) 8-46-0; Andrews (U) 12-42-1. **Passing** — Ramsey (U) 25-18-0-162-0; Hall (M) 24-13-2-155-2; Smith (M) 9-6-0-54-0. **Receiving** — Bergmann (U) 6-48-0; Dunaway (M) 5-110-1; Carter (M) 5-59-0; Townsell (U) 4-45-0. **Tackles** — Rogers (U) 11; Montgomery (U) 9; Knowles (U) 9.



January 2, 1984 — Rose Bowl

UCLA 45, Illinois 9



In what would be their last bowl defeat for over a decade, No. 19 UCLA was held to 33 yards rushing in the 33-14 loss to No. 16 Michigan. Despite its inability to move the ball, UCLA trailed by only five points midway through the final period. With 7:37 remaining in the contest, the Bruins closed to within 19-14 when Tom Ramsey threw his second touchdown pass of the game, 16th of the year, covering nine yards to Tim Wrightman. Michigan answered with a couple of touchdowns in the final five minutes, including one with just eight seconds remaining in the game, to produce the deceptively large final margin.

Scoring

| | | | | | | |
|----------|----|---|---|----|---|----|
| Michigan | 10 | 0 | 3 | 20 | — | 33 |
| UCLA | 0 | 0 | 7 | 7 | — | 14 |

Weather: 72° (indoors). **Attendance:** 40,309.

Scoring: **MICH**—Ali Haji-Sheikh, 24-yard field goal. **MICH**—Anthony Carter, 50-yard pass from Steve Smith. Haji-Sheikh converts. **UCLA**—Jojo Townsell, 17-yard pass from Tom Ramsey. Norm Johnson converts. **MICH**—Haji-Sheikh, 47-yard field goal. **MICH**—Butch Woolfolk, one-yard run. Run failed. **UCLA**—Tim Wrightman, nine-yard pass from Ramsey. Johnson converts. **MICH**—Smith, nine-yard run. Haji-Sheikh converts. **MICH**—B.J. Dickey, five-yard run. Haji-Sheikh converts.

Statistics

| Michigan | UCLA |
|--------------|--------------------------------------|
| 25..... | First Downs..... 14 |
| 54/315..... | Carries/Net Yards Rushing..... 33/33 |
| 168..... | Net Yards Passing..... 162 |
| 16/10/0..... | Passes Att./Comp./Int..... 26/12/2 |
| 70/483..... | Total Plays/Total Yards..... 61/195 |

Top Individuals

Rushing — Woolfolk (M) 27-186-1; Smith (M) 10-64-1; Nelson (U) 18-33-0. **Passing** — Smith (M) 15-9-0-152-1; Ramsey (U) 25-12-1-162-2. **Receiving** — Carter (M) 6-127-1; Carney (U) 5-89-0; Townsell (U) 3-37-1. **Tackles** — Rogers (U) 13; Montgomery (U) 11.

Scoring

| | | | | | | |
|----------|---|----|----|---|---|----|
| Illinois | 0 | 3 | 0 | 6 | — | 9 |
| UCLA | 7 | 21 | 10 | 7 | — | 45 |

Weather: Sunny 84°. **Attendance:** 103,217.

Scoring: **UCLA**—Paul Bergmann, three-yard pass from Rick Neuheisel. John Lee converts. **IL**—Chris White, 41-yard field goal. **UCLA**—Kevin Nelson 28-yard run. Lee converts. **UCLA**—Karl Dorrell, 16-yard pass from Neuheisel. Lee converts. **UCLA**—Mike Young, 53-yard pass from Neuheisel. Lee converts. **UCLA**—Dorrell, 15-yard pass from Neuheisel. Lee converts. **UCLA**—Lee, 29-yard field goal. **IL**—Thomas Rooks, five-yard pass from Jack Trudeau. Pass failed. **UCLA**—Bryan Wiley, eight-yard run. Lee converts.

Statistics

| Illinois | UCLA |
|--------------|---------------------------------------|
| 16..... | First Downs..... 27 |
| 17/0..... | Carries/Net Yards Rushing..... 52/213 |
| 205..... | Net Yards Passing..... 298 |
| 47/25/4..... | Passes Att./Comp./Int..... 31/22/0 |
| 64/205..... | Total Plays/Total Yards..... 83/511 |

Top Individuals

Rushing — Cephus (U) 12-86-0; Nelson (U) 18-69-1. **Passing** — Neuheisel (U) 31-22-0-298-4; Trudeau (I) 39-23-3-178-1. **Receiving** — Williams (I) 10-88-0; Rooks (I) 6-35-1; Young (U) 5-129-1; Dorrell (U) 5-61-2. **Tackles** — Knowles (U) 10; Taylor (U) 7; Rogers (U) 6.



January 1, 1985 — Fiesta Bowl

UCLA 39, Miami (FL) 37



UCLA, ranked 14th, rallied from a fourth-quarter deficit to earn its third consecutive New Year's Day victory, defeating 13th-ranked Miami 39-37, in the Fiesta Bowl. Tailback Gaston Green, in his first career start, rushed for 144 yards and scored two touchdowns and was named Offensive Player of the Game. James Washington intercepted his fifth pass of the year to earn Defensive Player of the Game honors. With Miami leading 21-7 in the second quarter, Green's 72-yard run and two John Lee field goals gave UCLA a 22-21 halftime lead. Miami rallied, taking a 37-36 lead with 2:58 remaining, but Steve Bono moved the Bruins down the field and Lee kicked a 22-yard field goal for the winning points. Miami mounted one last charge but Terry Tumey forced a fumble after a sack of Bernie Kosar to seal the win.

Scoring

| | | | | | | |
|-------|----|----|---|----|---|----|
| Miami | 14 | 7 | 3 | 13 | — | 37 |
| UCLA | 7 | 15 | 7 | 10 | — | 39 |

Weather: Sunny 51°. **Attendance:** 60,310.

Scoring: **UCLA**—Gaston Green, six-yard run, John Lee converts. **MIA**—Darryl Oliver 34-yard run. Greg Cox converts. **MIA**—Ed Brown, 68-yard punt return. Cox converts. **MIA**—Brian Blades, 48-yard pass from Bernie Kosar. Cox converts. **UCLA**—Green 72-yard run. Lee converts. **UCLA**—Shinnick tallies safety. **UCLA**—Lee, 51-yard field goal. **UCLA**—Lee, 33-yard field goal. **MIA**—Cox, 31-yard field goal. **UCLA**—Mike Sherrard, 10-yard pass from Steve Bono. Lee converts. **UCLA**—Mike Young, 33-yard pass from Bono. Lee converts. **MIA**—Melvin Bratton, 19-yard run. Kosar pass failed. **MIA**—Bratton, three-yard pass from Kosar. Cox converts. **UCLA**—Lee kicks 22-yard field goal.

Statistics

| Miami | UCLA |
|---|---------|
| 23..... First Downs | 20 |
| 33/129..... Carries/Net Yards Rushing | 44/161 |
| 294..... Net Yards Passing | 243 |
| 44/31/1..... Passes Att./Comp./Int. | 27/18/0 |
| 77/423..... Total Plays/Total Yards | 61/404 |

Top Individuals

Rushing — Green (U) 21-144-2; Oliver (M) 8-75-1; Bratton (M) 12-56-2. **Passing** — Bono (U) 27-18-0-243-2; Kosar (M) 44-31-1-294-2. **Receiving** — Bratton (M) 9-42-1; W. Smith (M) 8-61-0; Sherrard (U) 5-94-1; Green (U) 5-47-0. **Tackles** — Price (U) 10; Taylor (U) 8; Washington (U) 7.



January 1, 1986 — Rose Bowl

UCLA 45, Iowa 28



Redshirt freshman Eric Ball rushed for 227 yards, the second highest total in Rose Bowl annals, and four touchdowns to lead 13th-ranked UCLA to a 45-28 victory, its fourth in as many years on New Year's Day. The tailback was not the only star of the day. Junior quarterback Matt Stevens, starting in place of injured David Norrie, completed 16 of 26 passes for 189 yards and one touchdown and scored UCLA's last TD on a fourth-quarter sneak. James Washington, Tommy Taylor and Ken Norton, with 10 tackles each, led a Bruin defense that limited the fourth-ranked Hawkeyes to 13 points during a 45-minute span in which the Bruin offense was scoring 45 points.

Scoring

| | | | | | | |
|------|----|----|---|----|---|----|
| Iowa | 7 | 3 | 7 | 11 | — | 28 |
| UCLA | 10 | 14 | 7 | 14 | — | 45 |

Weather: Overcast 71°. **Attendance:** 103,292.

Scoring: **IOWA**—David Hudson, one-yard run. Rob Houghtlin converts. **UCLA**—Eric Ball, 30-yard run. John Lee converts. **UCLA**—Lee, 42-yard field goal. **IOWA**—Houghtlin, 24-yard field goal. **UCLA**—Ball, 40-yard run. Lee converts. **UCLA**—Ball, six-yard run. Lee converts. **IOWA**—Chuck Long four-yard run. Houghtlin converts. **UCLA**—Mike Sherrard, six-yard pass from Matt Stevens. Lee converts. **UCLA**—Ball, 32-yard run. Lee converts. **IOWA**—Houghtlin, 52-yard field goal. **UCLA**—Stevens, one-yard run. Lee converts. **IOWA**—Bill Happel, 11-yard pass from Long. Harmon run.

Statistics

| Iowa | UCLA |
|--|---------|
| 25..... First Downs | 29 |
| 34/82..... Carries/Net Yards Rushing | 55/299 |
| 319..... Net Yards Passing | 189 |
| 38/29/1..... Passes Att./Comp./Int. | 26/16/1 |
| 72/401..... Total Plays/Total Yards | 81/488 |

Top Individuals

Rushing — Ball (U) 22-227-4; R. Harmon (I) 14-55-0; Hudson (I) 13-53-1; Green (U) 13-46-0. **Passing** — Long (I) 37-29-1-319-1; Stevens (U) 26-16-1-189-1. **Receiving** — R. Harmon (I) 11-102-0; Happel (I) 6-89-1; Sherrard (U) 4-48-1; Dorrell (U) 3-59-0. **Tackles** — Washington (U) 10; Norton (U) 10; Taylor (U) 10.



December 30, 1986 — Freedom Bowl*

UCLA 31, Brigham Young 10



For the fifth consecutive year, No. 15 UCLA capped a successful campaign with a post-season victory, defeating BYU, 31-10. Tailback Gaston Green had a record-setting performance against the Cougars and the Bruin defense held BYU without a touchdown until just under two minutes remained in the contest. Green scored three touchdowns and passed for a fourth en route to setting a major-bowl record with 266 net yards rushing. By the end of the third quarter, he had already rushed for 262 yards and three scores. UCLA led just 7-3 at halftime, but the Bruins broke the game open with 17 third-quarter points.

Scoring

| | | | | | | |
|------|---|---|----|---|---|----|
| BYU | 3 | 0 | 0 | 7 | — | 10 |
| UCLA | 7 | 0 | 17 | 7 | — | 31 |

Weather: Clouds 68°. **Attendance:** 55,422.

Scoring: **BYU**—Leonard Chitty, 32-yard field goal. **UCLA**—Gaston Green three-yard run. Dave Franey converts. **UCLA**—Green, one-yard run. Franey converts. **UCLA**—Frayney, 49-yard field goal. **UCLA**—Green, 79-yard run. Franey converts. **UCLA**—Karl Dorrell, 13-yard pass from Green. Franey converts. **BYU**—Bruce Hansen three-yard run. Chitty converts.

Statistics

| BYU | UCLA |
|--|--------|
| 18..... First Downs | 19 |
| 43/73..... Carries/Net Yards Rushing | 49/423 |
| 221..... Net Yards Passing | 95 |
| 43/25/3..... Passes Att./Comp./Int. | 21/8/1 |
| 86/294..... Total Plays/Total Yards | 70/518 |

Top Individuals

Rushing — Green (U) 33-266-3; Greenwood (U) 5-104-0; Heimuli (B) 11-40-0; B. Hansen (B) 8-36-1. **Passing** — Jensen (B) 31-18-3-124-0; Stevens (U) 20-7-1-82-0. **Receiving** — Heimuli (B) 8-66-0; Dorrell (U) 6-83-1; Parker (B) 5-27-0. **Tackles** — Norton (U) 17; Lake (U) 11; Bolin (U) 10; Wahler (U) 9.



December 25, 1987 — Aloha Bowl*

UCLA 20, Florida 16



UCLA became only the fifth school in college football history to win six consecutive bowl games with its 20-16 triumph over Florida in the Aloha Bowl. Florida built a 10-3 lead in the second quarter, but the 10th-ranked Bruins mounted an 81-yard drive over the final four minutes which resulted in Brian Brown's one-yard TD run with three seconds remaining in the half. The Bruins took the lead for good with 1:18 remaining in the third quarter as tailback Danny Thompson grabbed a tipped pass in the end zone for a 17-10 lead. Velasco's second field goal of the contest made the score 20-10, but Kerwin Bell's second touchdown pass of the day, with 7:51 remaining, closed the gap to four points, 20-16.

Scoring

| | | | | | | |
|---------|---|---|---|---|---|----|
| Florida | 7 | 3 | 0 | 6 | — | 16 |
| UCLA | 3 | 7 | 7 | 3 | — | 20 |

Weather: Sunny 78°. **Attendance:** 24,839.

Scoring: **UCLA**—Alfredo Velasco, 34-yard field goal. **FLA**—Stacey Simmons, seven-yard pass from Kerwin Bell. Robert McGinty converts. **FLA**—McGinty, 32-yard field goal. **UCLA**—Brian Brown, one-yard run. Velasco converts. **UCLA**—Danny Thompson, five-yard pass from Troy Aikman. Velasco converts. **UCLA**—Velasco, 32-yard field goal. **FLA**—Anthony Williams, 14-yard pass from Bell. Kick blocked.

Statistics

| Florida | UCLA |
|---|---------|
| 24..... First Downs | 15 |
| 38/185..... Carries/Net Yards Rushing | 41/48 |
| 188..... Net Yards Passing | 173 |
| 38/19/0..... Passes Att./Comp./Int. | 30/19/2 |
| 76/373..... Total Plays/Total Yards | 71/221 |

Top Individuals

Rushing — Smith (F) 17-128-0; Ball (U) 23-49-0; W. Williams (F) 8-43-0; Brown (U) 10-29-1. **Passing** — Aikman (U) 30-19-0-173-1; Bell (F) 38-19-0-188-2. **Receiving** — Anderson (U) 4-52-0; Smith (F) 4-19-0; Snead (F) 3-62-0; Pickert (U) 3-37-0. **Tackles** — Washington (U) 12; Johnson (U) 11; Dial (U) 10.

UCLA'S BOWL TRADITION



January 2, 1989 — Cotton Bowl UCLA 17, Arkansas 3



UCLA became the first school in college football history to win seven consecutive bowl games with its 17-3 triumph over Arkansas in the Cotton Bowl. In addition, Terry Donahue became the first coach in history to accomplish that feat. No. 9 UCLA built a 14-0 halftime lead on a one-yard run by Mark Estwick and Troy Aikman's one-yard pass to Corwin Anthony. Eighth-ranked Arkansas got on the board late in the third quarter when Kendall Trainor kicked a 49-yard field goal. UCLA's Alfredo Velasco countered with a 32-yard three-pointer with just under six minutes remaining in the game. UCLA held Arkansas to just 42 net yards and four first downs on 36 plays. Tailback Shawn Wills became the first freshman in the history of the Cotton Bowl game to rush for over 100 yards (120).

Scoring

| | | | | | | |
|----------|---|----|---|---|---|----|
| Arkansas | 0 | 0 | 3 | 0 | — | 3 |
| UCLA | 0 | 14 | 0 | 3 | — | 17 |

Weather: Cloudy 65°. **Attendance:** 74,304.

Scoring: **UCLA**—Mark Estwick, one-yard run. Alfredo Velasco converts. **UCLA**—Corwin Anthony, one-yard pass from Troy Aikman. Velasco converts. **ARK**—Kendall Trainor, 49-yard field goal. **UCLA**—Velasco, 32-yard field goal.

Statistics

| Arkansas | UCLA |
|-------------|------------------------------------|
| 4..... | First Downs.....22 |
| 22/21..... | Carries/Net Yards.....55/199 |
| 21..... | Net Yards Passing.....172 |
| 14/4/1..... | Passes Att./Comp./Int.....27/19/1 |
| 36/42..... | Total Plays/Total Yards.....82/371 |

Top Individuals

Rushing—Wills (U) 18-120-0; Brown (U) 16-56-0; Grovey (A) 7-19-0. **Passing**—Aikman (U) 27-19-1-172-1; Grovey (A) 7-2-0-10-0. **Receiving**—Farr (U) 4-48-0; McCracken (U) 2-16-0. **Tackles**—Kline (U) 8; Davis (U) 6; Wahler (U) 6.



December 31, 1991 — John Hancock Bowl* UCLA 6, Illinois 3



No. 22 UCLA increased its record of consecutive bowl victories to eight with a 6-3 victory over Illinois in the John Hancock Bowl. UCLA took a 3-0 lead in the first quarter on a 32-yard Louis Perez field goal, after Michael Williams blocked a punt by Illinois' Forrey Wells. Illinois tied the score in the third quarter on a 27-yard field goal by Chris Richardson. The game remained tied until the fourth quarter, when the Bruin special teams unit came through again, with senior Randy Cole recovering a fumbled punt by Filmel Johnson on the Illini 11-yard line to set up a game-winning 19-yard field goal by Perez. The Illini took the ensuing kickoff and drove all the way to the UCLA 29, but were stopped when senior linebacker Stacy Argo intercepted a Jason Verduzco pass and returned it to the UCLA 34. Linebacker Arnold Ale, who made a first-quarter goal-line interception, was named the game's MVP.

Scoring

| | | | | | | |
|----------|---|---|---|---|---|---|
| Illinois | 0 | 0 | 3 | 0 | — | 3 |
| UCLA | 3 | 0 | 0 | 3 | — | 6 |

Weather: Clear 57°. **Attendance:** 42,281.

Scoring: **UCLA**—Louis Perez, 32-yard field goal. **IL**—Chris Richardson, 27-yard field goal. **UCLA**—Perez, 19-yard field goal.

Statistics

| Illinois | UCLA |
|--------------|-------------------------------------|
| 19..... | First Downs.....14 |
| 26/119..... | Carries/Net Yards Rushing.....41/92 |
| 189..... | Net Yards Passing.....176 |
| 38/17/3..... | Passes Att./Comp./Int.....28/17/1 |
| 64/308..... | Total Plays/Total Yards.....69/268 |

Top Individuals

Rushing—Feagin (I) 12-71-0; Williams (U) 23-52-0; Carter (U) 6-22-0. **Passing**—Maddox (U) 28-17-1-176-0; Verduzco (I) 38-17-3-189-0. **Receiving**—Wright (I) 9-94-0; LaChapelle (U) 5-69-0; Davis (U) 4-41-0; Bell (I) 4-19-0; Williams (U) 3-13-0. **Tackles**—Darby (U) 8; Henderson (U) 5; Cole (U) 5.



January 1, 1994 — Rose Bowl Wisconsin 21, UCLA 16



UCLA was playing in its 10th bowl in 13 seasons, but despite a record-setting performance by receiver J.J. Stokes, the 14th-ranked Bruins were unable to pull out a victory against the ninth-ranked Badgers. Putting the finishing touches on his All-American season, Stokes set Rose Bowl records for receptions (14) and receiving yards (176) in the Bruins' losing effort. Playing only days after a serious bout with the flu caused him to miss three practices during game week, UCLA quarterback Wayne Cook passed for 288 yards while completing 28 passes, the third-highest total in school history at the time. UCLA trailed most of the game, but pulled to within five points with 3:38 remaining in the game. On its next possession, UCLA moved from its own 38-yard line to the Badger 15-yard line as the clock ticked away the final seconds.

Scoring

| | | | | | | |
|-----------|---|---|---|----|---|----|
| UCLA | 3 | 0 | 0 | 13 | — | 16 |
| Wisconsin | 7 | 7 | 0 | 7 | — | 21 |

Weather: Haze 73°. **Attendance:** 101,237.

Scoring: **UCLA**—Bjorn Merten, 27-yard field goal. **WISC**—Brent Moss three-yard run. Rick Schnetzky converts. **WISC**—Moss, one-yard run. Schnetzky converts. **UCLA**—Ricky Davis 12-yard run. Merten converts. **WISC**—Darrell Bevell 21-yard run. Schnetzky converts. **UCLA**—Mike Nguyen, five-yard pass from Wayne Cook. Pass failed.

Statistics

| Wisconsin | UCLA |
|--------------|--------------------------------------|
| 21..... | First Downs.....31 |
| 46/250..... | Carries/Net Yards Rushing.....40/212 |
| 96..... | Net Yards Passing.....288 |
| 20/10/1..... | Passes Att./Comp./Int.....43/28/1 |
| 66/346..... | Total Plays/Total Yards.....83/500 |

Top Individuals

Rushing—Moss (W) 36-158-2; Davis (U) 13-88-1; Hicks (U) 8-67-0. **Passing**—Cook (U) 43-28-1-288-1; Bevell (W) 20-10-1-96-0. **Receiving**—Stokes (U) 14-176-0; Dawkins (W) 4-33-0; Allen (U) 4-32-0; Jordan (U) 3-34-0. **Tackles**—Miller (U) 9; Bennett (U) 8; Collier (U) 8.



December 25, 1995 — Aloha Bowl Kansas 51, UCLA 30



It was Terry Donahue's final game as head coach of the Bruins, but 11th-ranked Kansas dominated it from the start. The Jayhawks, moving the ball on the ground and in the air, built a 17-0 halftime lead en route to the victory. Early in the third quarter, Kansas built the lead to 23 points. The unranked Bruins came back to put numbers on the scoreboard. A Cade McNown touchdown pass to Brad Melsby capped a 10-play, 80-yard drive that narrowed the Kansas lead to 23-7. Trailing 37-7 entering the fourth quarter, the Bruins staged a fourth-quarter rally that made things interesting. Behind the passing and scrambling of McNown, the Bruins scored 23 points in the quarter but it wasn't enough to avert defeat.

Scoring

| | | | | | | |
|--------|---|----|----|----|---|----|
| UCLA | 0 | 0 | 7 | 23 | — | 30 |
| Kansas | 7 | 10 | 20 | 14 | — | 51 |

Weather: Sunny 84°. **Attendance:** 41,112.

Scoring: **KU**—Jim Moore, nine-yard pass from Mark Williams. Jeff McCord converts. **KU**—June Henley, 49-yard run. McCord converts. **KU**—McCord, 27-yard field goal. **KU**—Henley, two-yard run. McCord kick fails. **UCLA**—Brad Melsby, eight-yard pass from Cade McNown. Bjorn Merten converts. **KU**—Isaac Byrd, 77-yard pass from Williams. McCord converts. **KU**—Andre Carter, 27-yard pass from Williams. McCord converts. **UCLA**—Kevin Jordan, eight-yard pass from McNown. Merten converts. **UCLA**—Karim Abdul-Jabbar, five-yard run. Melsby pass from McNown. **KU**—Williams, six-yard run. McCord converts. **UCLA**—Melsby, seven-yard pass from McNown. Abdul-Jabbar run. **KU**—Eric Vann, 67-yard run. McCord converts.

Statistics

| UCLA | KU |
|--------------|--------------------------------------|
| 21..... | First Downs.....21 |
| 45/286..... | Carries/Net Yards Rushing.....43/277 |
| 136..... | Net Yards Passing.....292 |
| 38/15/0..... | Passes Att./Comp./Int.....28/19/1 |
| 83/395..... | Total Plays/Total Yards.....71/548 |

Top Individuals

Rushing—Abdul-Jabbar (U) 26-152-1; Henley (K) 13-108-2; McNown (U) 11-82-0; Vann (K) 5-78-1. **Passing**—Williams (K) 27-18-3-288-1; McNown (U) 34-13-3-121-0; R. Walker (U) 4-2-0-15-0. **Receiving**—Byrd (K) 4-116-1; Henley (K) 3-41-0; Melsby (U) 5-35-2; Abdul-Jabbar (U) 4-34-0. **Tackles**—Williams (U), 8; Bennett (U), Edwards (U), Nevadomsky (U) 5.



January 1, 1999 — Rose Bowl Wisconsin 38, UCLA 31



Despite setting the single team Rose Bowl record for total yards, the sixth-ranked Bruins were unable to overcome Ron Dayne's four touchdowns as No. 9 Wisconsin defeated the Bruins 38-31 in front of 93,872. Both teams started slowly offensively before exploding midway through the first quarter. The teams would shatter the old record of 931 combined yards of offense, combining for 1,035 yards before the game ended. In the second quarter, UCLA took its only lead of the game (21-14) with back-to-back touchdowns. Freddie Mitchell hit a wide open Durrell Price with a 61-yard bomb on a halfback pass and on UCLA's next possession, Danny Farmer slipped behind the defense and caught a 41-yard touchdown pass from Cade McNown. Wisconsin scored the final 10 points of the half to take a three-point lead (24-21). The teams traded touchdowns in the third quarter. Wisconsin grabbed a 10-point fourth quarter lead following an interception return, and UCLA could manage to score only a field goal the remainder of the period. In his final game, McNown passed for 340 yards, the fourth-highest total in bowl history, and UCLA finished with 538 yards, 418 in the air.

Scoring

| | | | | | | |
|-----------|---|----|---|---|---|----|
| Wisconsin | 7 | 17 | 7 | 7 | — | 38 |
| UCLA | 7 | 14 | 7 | 3 | — | 31 |

Weather: Sunny 74°. **Attendance:** 93,872.

Scoring: **WISC**—Ron Dayne, 54-yard run. Matt Davenport converts. **UCLA**—Jermaine Lewis, 38-yard pass from Cade McNown. Chris Sailer converts. **WISC**—Dayne, seven-yard run. Davenport converts. **UCLA**—Durrell Price, 61-yard pass from Freddie Mitchell. Sailer converts. **UCLA**—Danny Farmer, 41-yard pass from McNown. Sailer converts. **WISC**—Dayne, 10-yard run. Davenport converts. **WISC**—Davenport, 40-yard field goal. **WISC**—Dayne, 22-yard run. Davenport converts. **UCLA**—Lewis, 10-yard run. Sailer converts. **WISC**—Jamar Fletcher, 46-yard interception return. Davenport converts. **UCLA**—Sailer, 30-yard field goal.

Statistics

| Wisconsin | UCLA |
|---|---------|
| 22..... First Downs | 25 |
| 48/343..... Net Yards Rushing | 38/120 |
| 154..... Net Yards Passing | 418 |
| 17/9/0..... Passes Att/Comp/Int..... | 36/21/1 |
| 65/497..... Total Plays/Total Yards | 74/538 |

Top Individuals

Rushing — Dayne (W) 27-246-4; Samuel (W) 13-65-0; Lewis (U) 10-50-1; Foster (U) 10-38-0. **Passing** — McNown (U) 19-34-1-2-340; Samuel (W) 9-17-0-0-154. **Receiving** — Farmer (U) 7-142-1; Price (U) 3-102-1; Melsby (U) 3-66-0. **Tackles** — Atkins (U) 9, Hicks (U) 9, Thomas (U) 8, Nece (U) 8, White (U) 8.



January 1, 1998 — Cotton Bowl UCLA 29, Texas A&M 23



In their first bowl game under second-year coach Bob Toledo, the No. 5 Bruins fell behind 16-0 before making a dramatic second half comeback to beat 20th-ranked Texas A&M, 29-23. Trailing 16-0 late in the first half, the Bruins faced a third-and-thirteen at the Aggie 42 with twenty-four seconds to go. McNown hit Danny Farmer over the middle with a twenty-yard pass, and two plays later, hit Jim McElroy for a touchdown with two seconds to go before halftime. On UCLA's first possession of the second half, Skip Hicks took a McNown pass 41 yards to cut the deficit to 16-14. Hicks would finish the day with 193 all-purpose yards (140 on the ground and 53 receiving). After an Aggie touchdown, McNown's 20-yard touchdown run made the score 23-21. In the fourth quarter, the Bruins defense stepped it up. The Aggies had no first downs in the fourth quarter and had minus-one yard of total offense. The Bruins finally took the lead when Ryan Neufeld took a reverse and ran five yards into the end zone. McNown carried in the two-point conversion and it was 29-23 UCLA. The Bruins stopped the Aggies on their final two possessions and ran out the clock for the win.

Scoring

| | | | | | | |
|-----------|---|---|----|---|---|----|
| UCLA | 0 | 7 | 14 | 8 | — | 29 |
| Texas A&M | 7 | 9 | 7 | 0 | — | 23 |

Weather: Cloudy 53°. **Attendance:** 59,215.

Scoring: **A&M**—Brandon Jennings, 64-yard interception return after lateral from Dat Nguyen. Kyle Bryant converts. **A&M**—Safety, Cade McNown sacked in end zone by Zerick Rollins. **A&M**—Dante Hall, 74-yard run. Bryant converts. **UCLA**—Jim McElroy, 22-yard pass from McNown. Chris Sailer converts. **UCLA**—Skip Hicks, 41-yard pass from McNown. Sailer converts. **A&M**—Chris Cole, 43-yard run. Bryant converts. **UCLA**—McNown, 20-yard run. Sailer converts. **UCLA**—Ryan Neufeld, five-yard run. McNown runs for conversion.

Statistics

| UCLA | Texas A&M |
|---|-----------|
| 23..... First Downs | 10 |
| 48/154..... Carries/Net Yards Rushing | 40/192 |
| 239..... Net Yards Passing | 55 |
| 30/16/1..... Passes Att/Comp/Int..... | 14/7/1 |
| 78/393..... Total Plays/Total Yards | 54/247 |

Top Individuals

Rushing — Hicks (U) 31-140-0; Hall (T) 7-93-1. **Passing** — McNown (U) 16-29-1-239-2; Stewart (U) 4-8-0-30-0; McCown (T) 3-6-1-25-0. **Receiving** — McElroy (U) 5-84-1; Farmer (U) 4-40-0; Hicks (U) 3-53-1; Cole (T) 4-32-0; Oliver (T) 3-23. **Tackles** — Magee (U) 12, Williams (U) 10, Willmer (U) 9, Guidry (U) 8.



December 29, 2000 — Sun Bowl Wisconsin 21, UCLA 20



The already hobbled Bruins lost five starters during the course of the game to injury, including quarterback Cory Paus, and dropped a one-point decision. After the Badgers opened the scoring, Paus teamed up with Freddie Mitchell on a 64-yard scoring play and Chris Griffith followed with a field goal to give the Bruins a 10-7 lead. DeShaun Foster rushed for 100 yards in the first half, including a seven-yard scoring run which gave the Bruins a 17-7 halftime lead. However, the Bruins would return to the field without Paus, who suffered a broken collarbone on the final play of the first half. Also missing were starting cornerbacks Jason Bell (foot) and Ricky Manning (concussion). By the time the game was over, the Bruins would also be playing without safety Marques Anderson (ankle) and linebacker Robert Thomas (foot). Back-up Scott McEwan completed four of five passes on the initial drive of the second half, and Griffith booted a field goal which gave UCLA a 20-7 lead. The Badger offense began to frustrate the depleted Bruin defense as the game wore on, and the UW defense held Foster to just seven second-half rushing yards. After UW closed to 20-14 on a late third quarter scoring pass, the Badgers drove 70 yards in 12 plays for the go-ahead score on its first possession of the fourth quarter. Later in the quarter, Mitchell grabbed his ninth pass of the day good for 180 receiving yards, which set a Sun Bowl game record.

Scoring

| | | | | | | |
|-----------|----|---|---|---|---|----|
| Wisconsin | 7 | 0 | 7 | 7 | — | 21 |
| UCLA | 10 | 7 | 3 | 0 | — | 20 |

Weather: Clear 52°. **Attendance:** 49,093.

Scoring: **WISC**—Lee Evans, 54-yard pass from Brooks Bollinger. Vitaly Pisetsky converts. **UCLA**—Freddie Mitchell, 64-yard pass from Cory Paus. Chris Griffith converts. **UCLA**—Griffith, 31-yard field goal. **UCLA**—DeShaun Foster, seven-yard run. Griffith converts. **UCLA**—Griffith, 25-yard field goal. **WISC**—Chris Chambers, three-yard pass from Bollinger. Pisetsky converts. **WISC**—Michael Bennett, six-yard run. Pisetsky converts.

Statistics

| Wisconsin | UCLA |
|---|---------|
| 18..... First Downs | 20 |
| 44/177..... Carries/Net Yards Rushing | 37/114 |
| 130..... Net Yards Passing | 282 |
| 18/9/1..... Passes Att/Comp/Int..... | 33/20/1 |
| 62/307..... Total Plays/Total Yards | 70/396 |

Top Individuals

Rushing — Foster (U) 26-107-1; Bennett (W) 16-83-1. **Passing** — Paus (U) 15-8-0-147-1; McEwan (U) 18-12-1-135-0; Bollinger (W) 16-8-0-107-2. **Receiving** — Mitchell (U) 9-180-1; Poli-Dixon (U) 7-50-0; Seidman (U) 2-33-0; Chambers (Wisc) 4-30-1. **Tackles** — Nece (U) 11, Thomas (U) 8, Reese (U) 7, White (U) 7.



December 25, 2002 — Las Vegas Bowl* UCLA 27, New Mexico 13



UCLA won its 10th bowl game in its last 14 outings with a 27-13 defeat of New Mexico in the Sega Sports Las Vegas Bowl. Interim head coach Ed Kezirian guided the Bruin team to victory in a game dominated by the defenses. Neither team managed an offensive touchdown until the fourth quarter. A 74-yard punt return for a touchdown by Craig Bragg turned the momentum to the Bruin's side after New Mexico was forced to punt on its first possession of the second half. True freshman safety Jarrad Page added a 29-yard interception return for a touchdown early in the fourth quarter, and Tyler Ebell made it 27-6 with a one-yard scoring run with 10:40 left. Senior Chris Griffith converted following Page's touchdown and in the process set a school record for most career extra points (136). In the first half, Nate Fikse connected on a pair of field goals and tied the score at six-all at the half. The successful kicks marked his 11th and 12th consecutive made field goals of the season. After Fikse's 49-yarder in the first quarter, Desmar Black intercepted a Drew Olson pass and returned it 55 yards for a touchdown. The extra point, attempted by Katie Hnida, the first woman to play in a Division I-A football game, was blocked by Brandon Chillar.

Scoring

| | | | | | | |
|------------|---|---|---|----|---|----|
| New Mexico | 6 | 0 | 0 | 7 | — | 13 |
| UCLA | 3 | 3 | 7 | 14 | — | 27 |

Weather: Clear 50°. **Attendance:** 30,324.

Scoring: **UCLA**—Nate Fikse, 49-yard field goal. **NMX**—Desmar Black, 55-yard interception return. Hnida's kick blocked. **UCLA**—Fikse, 39-yard field goal. **UCLA**—Craig Bragg, 74-yard punt return. Fikse converts. **UCLA**—Jarrad Page, 29-yard interception return. Chris Griffith converts. **UCLA**—Tyler Ebell, one-yard run. Fikse converts. **NMX**—Joe Manning, 11-yard pass from Casey Kelly. Kenny Byrd converts.

Statistics

| New Mexico | UCLA |
|--|---------|
| 15..... First Downs | 9 |
| 34/45..... Carries/Net Yards Rushing | 39/73 |
| 237..... Net Yards Passing | 94 |
| 35/18/1..... Passes Att/Comp/Int..... | 22/12/1 |
| 69/282..... Total Plays/Total Yards | 61/167 |

Top Individuals

Rushing — Ebell (U) 25-70-1; White (U) 9-23; Moore (NM) 14-17. **Passing** — Moore (U) 16-9-0-80-0; D. Olson (U) 6-3-1-14-0; Kelly (NM) 32-18-1-237-1. **Receiving** — Bragg (U) 4-38-0; Taylor (U) 4-19-0; Counter (NM) 5-78-0; Farrell (NM) 4-78-0. **Tackles** — Reese (U) 8, Page (U) 8, Havner (U) 6.

UCLA'S BOWL TRADITION



December 30, 2003 — Silicon Valley Classic Fresno State 17, UCLA 9



Fresno State scored early and held off a determined second half effort by UCLA to gain a 17-9 win in the Silicon Valley Football Classic, played on a crisp and wet evening at San Jose State's Spartan Stadium. Fresno State led 14-0 after one quarter, and a Bulldog field goal early in the second quarter made it 17-0. It was not until late in the quarter that the Bruin offense gained some momentum. UCLA managed a 97-yard drive to narrow the gap to 17-7 at the half. With 20 seconds remaining in the half, Drew Olson connected with Craig Bragg, who made a spectacular diving catch in the right side of the end zone for a 27-yard touchdown. UCLA began the second half by driving to Fresno State's 29-yard line, but Justin Medlock's 47-yard attempt fell short in the poor weather and sloppy field conditions. However, the Bruin defense held tough and Asi Faoa broke free and blocked Fresno State's punt for a safety to pull UCLA within 17-9 with 7:11 left to play in the third quarter. The Bruins had one more chance late in the fourth quarter, getting the ball at their own 25-yard line with 3:55 to play. After a couple of completions to Mercedes Lewis, Olson had a pass deflected at the line and intercepted to end the Bruin hopes.

Scoring

| | | | | | | |
|--------------|----|---|---|---|---|----|
| UCLA | 0 | 7 | 2 | 0 | — | 9 |
| Fresno State | 14 | 3 | 0 | 0 | — | 17 |

Weather: Cool, Wet 50°. **Attendance:** 20,126

Scoring: Fresno—Bryson Sumlin, one-yard run. Brett Visintainer converts. Fresno—Sumlin, 44-yard pass from Paul Pinegar. Visintainer converts. Fresno—Visintainer, 36-yard field goal. UCLA—Craig Bragg, 27-yard pass from Drew Olson. Justin Medlock converts. UCLA—Team safety, after punt blocked by Asi Faoa.

Statistics

| UCLA | FSU |
|--|---------|
| 11..... First Downs | 20 |
| 25/68..... Carries/Net Yards Rushing | 49/156 |
| 96..... Net Yards Passing | 133 |
| 31/11/1..... Passes Att/Comp/Int. | 26/12/1 |
| 56/164..... Total Plays/Total Yards | 75/289 |

Top Individuals

Rushing — Davis (FS) 13-77-0, Drew (U) 17-65-0, Wright (FS) 13-58-0. **Passing** — Pinegar (FS) 26-12-1-133-1, D. Olson (U) 31-11-1-96-1. **Receiving** — Bragg (U) 5-71-1, Wood (FS) 3-33-0, Cowan (U) 3-16-0, Lewis (U) 2-13-0. **Tackles** — Leisle 10, Ohaeri 9.



December 23, 2004 — Las Vegas Bowl* Wyoming 24, UCLA 21



UCLA played most of the game without starting quarterback Drew Olson, who left the contest in the second quarter with a sprained knee. Linebacker Spencer Havner, the Pac-10's leading tackler, did not dress for the game due to injury. David Koral took over for Olson and added a spark to the UCLA offense. Throwing just the second college pass of his career, Koral scrambled out of the pocket and connected with Craig Bragg for a 17-yard touchdown to stake UCLA to a 14-10 lead at the half. The two connected on another scoring play in the third quarter to propel the Bruins to a 21-10 lead. The pair of scoring catches by Bragg tied the Bruin bowl game record. Wyoming mounted a late comeback, using a trick play early in the fourth quarter as Jovon Bouknight threw a 22-yard scoring pass to J.J. Raterink off a reverse. Later in the quarter, faced with a fourth-and-one at the Bruins' 27, Wyoming used a quarterback sneak to keep a drive alive. A pass interference call against Matt Clark moved the Cowboys to the 12-yard line, setting up a game-winning touchdown pass with just 0:57 on the clock.

Scoring

| | | | | | | |
|---------|----|----|---|----|---|----|
| Wyoming | 10 | 0 | 0 | 14 | — | 24 |
| UCLA | 0 | 14 | 7 | 0 | — | 21 |

Weather: Partly cloudy 42°. **Attendance:** 29,062

Scoring: Wyoming—Deric Yaussi, 39-yard field goal. Wyoming—Tyler Holden, 10-yard pass from Corey Bramlett. Yaussi converts. UCLA—Junior Taylor, 29-yard pass from Drew Olson. Justin Medlock converts. UCLA—Craig Bragg, 17-yard pass from David Koral. Medlock converts. UCLA—Bragg, 25-yard pass from Koral. Medlock converts. Wyoming—J.J. Raterink, 22-yard pass from Jovon Bouknight. Yaussi converts. Wyoming—John Wadkowski, 12-yard pass from Bramlett. Yaussi converts.

Statistics

| Wyoming | UCLA |
|--|---------|
| 19..... First Downs | 19 |
| 30/76..... Carries/Net Yards Rushing | 42/126 |
| 329..... Net Yards Passing | 185 |
| 38/21/1..... Passes Att/Comp/Int. | 24/13/0 |
| 68/405..... Total Plays/Total Yards | 66/311 |

Top Individuals

Rushing — Drew (U) 25-126-0, Harris (W) 13-27-0. **Passing** — Bramlett (W) 34-20-1-307-2, Koral (U) 12-7-0-89-2, D. Olson (U) 12-6-0-96-1. **Receiving** — Bouknight (W) 5-107-0, Holden (W) 4-115-1, Bragg (U) 7-95-2, Lewis (U) 2-41-0. **Tackles** — London 6, T. Brown 6, Morgan 4, Page 4.



December 30, 2005 — Sun Bowl UCLA 50, Northwestern 38



The Bruins rebounded from an early 22-point deficit to record the biggest comeback victory in school history, as they defeated Northwestern 50-38 in the Sun Bowl at El Paso, TX. Led by a pair of young running backs, true sophomore Chris Markey and true freshman Kahlil Bell, the Bruins racked up 310 yards on the ground. Senior quarterback Drew Olson, who threw just three interceptions during the regular season, struggled early as he was picked off three times in the first quarter. Two of those interceptions were returned for TDs, while the third set up a Northwestern scoring drive. Down 22-0, UCLA got on the board after a five-yard run by Bell to end the first quarter. In the second quarter, the Bruins scored 22 unanswered points, highlighted by a 58-yard strike from Olson to freshman tight end Ryan Moya. In the third quarter, Northwestern managed a field goal, while junior Michael Pitre tacked on seven more points for the Bruins after catching a five-yard pass from Olson. With most of the fourth quarter gone, Northwestern scored first (2:29 remaining) on an eight-yard pass play. On the ensuing kickoff, an onside kick bounced directly up into the hands of sophomore wide receiver Brandon Breazell who returned it 42 yards for a score. With just 0:24 seconds to play, the Wildcats scored on a five-yard touchdown reception to close to within 43-38. Another onside kick by the Wildcats was picked up by Breazell, who this time ran 45 yards for the final touchdown of the game. The two schools combined to set a Sun Bowl record for total offensive yards (1,037 yards) and highest combined score (88 points). Markey (161 yards) and Bell (136 yards, two TD's) were named the game's co-MVPs, while Breazell was named the Special Teams Player of the Game. Junior tailback Maurice Drew, who was sidelined by an injury early in the game, broke the NCAA record for punt-return average after recording his 15th punt return of the season (28.5 avg. yards).

Scoring

| | | | | | | |
|--------------|----|----|---|----|---|----|
| Northwestern | 22 | 0 | 3 | 13 | — | 38 |
| UCLA | 7 | 22 | 7 | 14 | — | 50 |

Weather: Clear 56°. **Attendance:** 50,426

Scoring: NW—Joel Howells, 33-yard field goal. NW—Kevin Mims, 30-yard interception return. Howells' kick blocked. NW—Mark Philmore, 19-yard run. Howells' kick failed. NW—Nick Roach, 35-yard interception return. Howells converts. UCLA—Kahlil Bell, five-yard run. Jimmy Rotstein converts. UCLA—Ryan Moya, 58-yard pass from Drew Olson. Rotstein converts. UCLA—Bell, six-yard run. Lewis, pass from Olson. UCLA—Marcus Everett eight-yard pass from D. Olson. Rotstein converts. UCLA—Michael Pitre, five-yard pass from D. Olson. Rotstein converts. NW—Amado Villarreal, 31-yard field goal. NW—Mark Philmore, eight-yard pass from Brett Basanez. Basanez conversion pass intercepted. UCLA—Brandon Breazell, 42-yard kickoff return. Brian Malette converts. NW—Shaun Herbert, five-yard pass from Basanez. Villarreal converts. UCLA—Breazell, 45-yard kickoff return. Rotstein converts.

Statistics

| Northwestern | UCLA |
|---|---------|
| 33..... First Downs | 24 |
| 32/168..... Carries/Net Yards Rushing | 50/310 |
| 416..... Net Yards Passing | 143 |
| 70/38/2..... Passes Att/Comp/Int. | 24/10/3 |
| 102/584..... Total Plays/Total Yards | 74/453 |

Top Individuals

Rushing — Markey (U) 23-150-0, Bell (U) 19-136-2, Sutton (N) 18-84-0. **Passing** — Basanez (N) 70-38-2-416-2, D. Olson (U) 24-10-3-143-3. **Receiving** — Lane (N) 7-136-0, Sutton (N) 7-67-0, Herbert (N) 7-61-1, Drew (U) 2-29-0. **UCLA Tackles** — C. Taylor 12, Horton 10.



December 27, 2006 — Emerald Bowl*

Florida State 44, UCLA 27



In front of a sold out, predominantly Bruin-friendly crowd at AT&T Ball Park in San Francisco, the Bruins dropped a 44-27 decision to Florida State in the Emerald Bowl. Despite an impressive offensive performance, the Bruins couldn't overcome a 21-0 run by FSU in the fourth quarter. The Seminoles scored first on a 25-yard touchdown run, but UCLA then scored 10 unanswered points, highlighted by Patrick Cowan's 78-yard touchdown strike to Brandon Breazell, to end the first quarter up 10-7. The defense held Florida State to just two second quarter field goals, while the Bruins put up 10 more points on an amazing seven-yard touchdown catch by Junior Taylor and a 19-yard field goal by Justin Medlock to head into the halftime break up 20-13. The Seminoles opened up the second half with a field goal, then tacked on seven more points after a UCLA punt was blocked and returned 25-yards for a touchdown. UCLA's Chane Moline rushed for an eight-yard touchdown to put the Bruins up, 27-23, at the end of the third quarter. Florida State held the Bruins scoreless in the fourth quarter, scoring 21 unanswered points, capped off by an 86-yard interception return for a score, as the Seminoles would go on to win, 44-27. In the game, UCLA racked up 434 yards of total offense with Patrick Cowan throwing for 240 yards. Running back Chris Markey broke the 1,000-yard rushing (11th Bruin to do so) mark with his 144-yard performance. The Bruin defense was led by Alterraun Verner, who equaled his career-high with nine tackles.

Scoring

| | | | | | | |
|---------------|----|----|----|----|---|----|
| Florida State | 7 | 6 | 10 | 21 | — | 44 |
| UCLA | 10 | 10 | 7 | 0 | — | 27 |

Weather: Clear and Windy 55°. **Attendance:** 40,331

Scoring: **FSU**—Lorenzo Booker, 25-yard run. Gary Cismesia converts. **UCLA**—Brandon Breazell, 78-yard pass from Pat Cowan. Justin Medlock converts. **UCLA**—Medlock, 46-yard field goal. **FSU**—Cismesia, 39-yard field goal. **UCLA**—Junior Taylor, 7-yard pass from P. Cowan. Medlock converts. **UCLA**—Medlock, 19-yard field goal. **FSU**—Cismesia, 21-yard field goal. **FSU**—Cismesia, 36-yard field goal. **FSU**—Lawrence Timmons, 25-yard blocked punt return. Cismesia converts. **UCLA**—Chane Moline, 8-yard run. Medlock converts. **FSU**—Greg Carr, 30-yard pass from Drew Weatherford. Cismesia converts. **FSU**—Booker, 3-yard run. Cismesia converts. **FSU**—Tony Carter, 86-yard inter. return. Cismesia converts.

Statistics

| FSU | UCLA |
|--------------|--------------------------------|
| 21..... | First Downs..... |
| 30/105..... | Carries/Net Yards Rushing..... |
| 325..... | Net Yards Passing..... |
| 43/21/1..... | Pass Att/Comp/Int..... |
| 73/430..... | Total Plays/Total Yards..... |

Top Individuals

Rushing - Markey (U) 19-144-0, Booker (F) 22-91-2; **Receiving** - Booker (F) 5-117-0, Breazell (U) 1-78-1; **Passing** - Weatherford (F) 43-21-1-325-1, Cowan (U) 36-15-2-240-2; **UCLA Tackles** - Verner 9, C. Taylor 8, Horton 6, Van 5, McNeal 4, R. Carter 4, Davis 4.

UCLA BOWL RESULTS

(14-15-1 OVERALL, 12-8 IN LAST 20 APPEARANCES)

| Date | W/L | Game Score | Bowl |
|---------------|-----|---------------------------|-----------------|
| Dec. 29, 2009 | W | UCLA 30 Temple 21 | EagleBank Bowl |
| Dec. 22, 2007 | L | UCLA 16 Brigham Young 17 | Las Vegas Bowl |
| Dec. 27, 2006 | L | UCLA 27 Florida State 44 | Emerald Bowl |
| Dec. 30, 2005 | W | UCLA 50 Northwestern 38 | Sun Bowl |
| Dec. 23, 2004 | L | UCLA 21 Wyoming 24 | Las Vegas Bowl |
| Dec. 30, 2003 | L | UCLA 9 Fresno State 17 | Silicon Valley |
| Dec. 25, 2002 | W | UCLA 27 New Mexico 13 | Las Vegas Bowl |
| Dec. 29, 2000 | L | UCLA 20 Wisconsin 21 | Sun Bowl |
| Jan. 1, 1999 | L | UCLA 31 Wisconsin 38 | Rose Bowl |
| Jan. 1, 1998 | W | UCLA 29 Texas A&M 23 | Cotton Bowl |
| Dec. 25, 1995 | L | UCLA 30 Kansas 51 | Aloha Bowl |
| Jan. 1, 1994 | L | UCLA 16 Wisconsin 21 | Rose Bowl |
| Dec. 31, 1991 | W | UCLA 6 Illinois 3 | Hancock Bowl |
| Jan. 2, 1989 | W | UCLA 17 Arkansas 3 | Cotton Bowl |
| Dec. 25, 1987 | W | UCLA 20 Florida 16 | Aloha Bowl |
| Dec. 30, 1986 | W | UCLA 31 Brigham Young 10 | Freedom Bowl |
| Jan. 1, 1986 | W | UCLA 45 Iowa 28 | Rose Bowl |
| Jan. 1, 1985 | W | UCLA 39 Miami 37 | Fiesta Bowl |
| Jan. 2, 1984 | W | UCLA 45 Illinois 9 | Rose Bowl |
| Jan. 1, 1983 | W | UCLA 24 Michigan 14 | Rose Bowl |
| Dec. 31, 1981 | L | UCLA 14 Michigan 33 | Bluebonnet Bowl |
| Dec. 25, 1978 | T | UCLA 10 Arkansas 10 | Fiesta Bowl |
| Dec. 20, 1976 | L | UCLA 6 Alabama 36 | Liberty Bowl |
| Jan. 1, 1976 | W | UCLA 23 Ohio State 10 | Rose Bowl |
| Jan. 1, 1966 | W | UCLA 14 Michigan State 12 | Rose Bowl |
| Jan. 1, 1962 | L | UCLA 3 Minnesota 21 | Rose Bowl |
| Jan. 1, 1956 | L | UCLA 14 Michigan State 17 | Rose Bowl |
| Jan. 1, 1954 | L | UCLA 20 Michigan State 28 | Rose Bowl |
| Jan. 1, 1947 | L | UCLA 14 Illinois 45 | Rose Bowl |
| Jan. 1, 1943 | L | UCLA 0 Georgia 9 | Rose Bowl |



December 27, 2007 — Las Vegas Bowl

BYU 17, UCLA 16



In the second meeting of the season between the two schools, the Cougars came out on top in a close game. The first quarter saw the two teams trade field goals. BYU took a 10-3 lead early in the second quarter on a 14-yard pass play. Another field goal by Kai Forbath pulled the Bruins to within four, but BYU once again marched down the field to score on a pass play for a 17-6 advantage. A Cougar fumble, just before the end of the first half, gave the Bruins the ball on BYU's four-yard line. UCLA took advantage of the opportunity, scoring on a four-yard pass play from McLeod Bethel-Thompson to Brandon Breazell to close to within four points at the break. After a scoreless third quarter, UCLA tacked on another field goal with 6:24 remaining in the contest to trail by just one, 17-16. The Bruin offense got the ball back one last time with two minutes to play and marched almost the length of the field to set up a potential game-winning field goal try with just seconds remaining. However, the Cougars blocked the kick and were awarded the Pioneer Las Vegas Bowl trophy. Chris Markey led all rushers with 117 yards, while Bethel-Thompson threw for 154 yards and one touchdown. Kyle Bosworth led the defense with 12 tackles, while Bruce Davis tallied 2.5 sacks.

Scoring

| | | | | | | |
|------|---|----|---|---|---|----|
| UCLA | 3 | 10 | 0 | 3 | - | 16 |
| BYU | 3 | 14 | 0 | 0 | - | 17 |

Weather: Clear, Cool and Calm 42°. **Attendance:** 40,712

Scoring: **UCLA**—Kai Forbath, 22-yard field goal. **BYU**—Mitch Payne, 29-yard field goal. **BYU**—Austin Collie, 14-yard pass from Max Hall. Payne converts. **UCLA**—Forbath, 52-yard field goal. **BYU**—Michael Reed, 13-yard pass from Hall. Payne converts. **UCLA**—Brandon Breazell, 4-yard pass from McLeod Bethel-Thompson. Forbath converts. **UCLA**—Forbath, 50-yard field goal.

Statistics

| UCLA | BYU |
|--------------|--------------------------------|
| 18..... | First Downs..... |
| 47/162..... | Carries/Net Yards Rushing..... |
| 154..... | Net Yards Passing..... |
| 29/11/1..... | Pass Att/Comp/Int..... |
| 76/316..... | Total Plays/Total Yards..... |

Top Individuals

Rushing - Markey (U) 27-117-0, Tonga (B) 3-21-0; **Receiving** - Breazell (U) 4-44-1, Collie (B) 6-107-1; **Passing** - Bethel-Thompson (U) 11-27-1-154-1, Hall (B) 21-35-0-231-2; **UCLA Tackles** - Ky. Bosworth 12, Keyes 9, Horton 7, Davis 7, R. Carter 6, Taylor 6.



December 29, 2009 — EagleBank Bowl*

UCLA 30, Temple 21



UCLA rallied from a 21-7 second-quarter deficit to win the second-ever EagleBank Bowl in Washington DC. It was UCLA's fourth win in a five-game span and the first bowl victory under head coach Rick Neuheisel. In cold and windy RFK Stadium, Temple jumped to an early lead but UCLA tied the game when quarterback Kevin Prince and Nelson Rosario hooked up for a 46-yard touchdown. The Owls then scored the next two TDs, but UCLA drove for a field goal at the end of the half to make the score 21-10 at the break. Early in the third quarter, Terrence Austin turned a fourth-down slant pass into a 32-yard touchdown and Kai Forbath's field goal early in the final quarter brought the Bruins to within one at 21-20. With just over six minutes left, linebacker Akeem Ayers picked off an Owl pass at the two-yard line and scored the go-ahead touchdown. A two-point conversion and a safety made the final score 30-21. UCLA's defense allowed just 41 net yards and no points in the second-half of the come-from-behind win.

Scoring

| | | | | | | |
|--------|---|----|---|----|---|----|
| UCLA | 7 | 3 | 7 | 13 | - | 30 |
| Temple | 7 | 14 | 0 | 0 | - | 21 |

Weather: Cold, windy 30°. **Attendance:** 23,072

Scoring: **TEM**—Steve Maneri, 26-yard pass from V. Charlton. B. McManus converts. **UCLA**—Nelson Rosario, 46-yard pass from Kevin Prince. Kai Forbath converts. **TEM**—Bernard Pierce, 11-yard run. McManus converts. **TEM**—Matt Brown, 2-yard run. McManus converts. **UCLA**—Forbath, 40-yard field goal. **UCLA**—Terrence Austin, 32-yard pass from Prince. Forbath converts. **UCLA**—Forbath, 42-yard field goal. **UCLA**—Akeem Ayers, 2-yard interception. Rosario, conversion pass from Prince. **UCLA**—Safety.

Statistics

| UCLA | TEM |
|--------------|--------------------------------|
| 13..... | First Downs..... |
| 28/93..... | Carries/Net Yards Rushing..... |
| 221..... | Net Yards Passing..... |
| 31/16/1..... | Pass Att/Comp/Int..... |
| 59/314..... | Total Plays/Total Yards..... |

Top Individuals

Rushing - Brown (T) 20-83-1, Moline (U) 15-69-0, Pierce (T) 12-53-1; **Receiving** - Rosario (U) 4-66-1, Moline (U) 3-44-0, Pierce (T) 3-33-0, Paulsen (U) 3-31-0; **Passing** - Prince (U) 16-31-1-221-2, Charlton (T) 13-23-2-159-1; **UCLA Tackles** - Ayers 9, Ky. Bosworth 7, Verner 7, R. Carter 7, Ko. Bosworth 6.

Largest Overall Comeback Win

Dec. 30, 2005 - UCLA 50, Northwestern 38 at Sun Bowl

| | | | | | | |
|--------------|----|----|---|----|---|----|
| Northwestern | 22 | 0 | 3 | 13 | — | 38 |
| UCLA | 7 | 22 | 7 | 14 | — | 50 |

Attn.: 50,426

Weather: Clear (56°)

(22-point deficit in the first quarter) UCLA trailed Northwestern 22-0 with 4:21 remaining in the first quarter of the Sun Bowl game in El Paso, TX before rallying for a 50-38 win, completing the largest comeback in school history.

The Bruins began their comeback with 15 seconds left in the first quarter when running back Kahlil Bell scored on a five-yard run. UCLA tallied three touchdowns in the second quarter on a 58-yard pass play from Drew Olson to tight end Ryan Moya with 13:57 to play in the quarter; a six-yard run by Bell with 8:26 to play and an eight-yard scoring pass from Olson to wide receiver Marcus Everett with 29 seconds left before the half to take a 29-22 lead into the locker room at intermission.

Michael Pitre grabbed a five-yard scoring pass from Olson as the Bruins extended their lead to 36-22 midway through the third quarter. Northwestern closed to 36-25 after a third quarter (4:40) field goal. In the fourth quarter, the Wildcats narrowed the margin to 36-31 after a touchdown pass with 2:29 left in the game, but misfired on a two-point conversion pass.

Breazell then returned the onside kickoff 42 yards for a touchdown to make it 43-31 Bruins. Northwestern drove down the field and scored with 24 seconds to play and kicked the extra point to make the score 43-38. Breazell then repeated his earlier feat by fielding the onside kickoff attempt and returning it 45 yards for a touchdown.

Largest Fourth-Quarter Comeback Win

Oct. 29, 2005 - UCLA 30, Stanford 27 at Stanford, CA

| | | | | | | | |
|----------|---|---|---|----|---|---|----|
| UCLA | 0 | 3 | 0 | 21 | 6 | — | 30 |
| Stanford | 7 | 0 | 7 | 10 | 3 | — | 27 |

Attn.: 42,850

Weather: Partly Cloudy (70°)

(21-point deficit in the fourth quarter) UCLA trailed Stanford 24-3 after the Cardinal converted a Bruin fumble into a score with 8:26 remaining in the fourth quarter of the contest.

UCLA began its comeback on a Maurice Drew six-yard run with 7:04 to play in the fourth quarter, culminating a 65-yard drive which took just 1:22 off the clock. The Bruin defense then forced Stanford to punt without a first down. This time it took just 34 seconds to drive 72 yards, with Drew Olson hitting Drew for a 22-yard gain, Marcus Everett for 19 more and Joe Cowan for a 31-yard touchdown. Stanford made one first down on its subsequent possession before kicking the ball back to the Bruins. UCLA took over at its own 34-yard line with 2:30 showing on the clock. On a third-and-five, Olson found Mercedes Lewis for 20 yards to the Stanford 41-yard line. Two consecutive pass interference calls moved the ball to the Cardinal 14-yard line. On fourth-and-one at the six-yard line, Olson found Cowan at the one for a first down. Drew scored on the next play with 46 seconds remaining on the clock.

In overtime, Stanford kicked a 42-yard field goal after Justin Hickman recorded his third sack on a third-and-three play at the 18-yard line. On the second play of UCLA's possession, Olson found Brandon Breazell in the left corner of the end zone for a 23-yard touchdown and the victory.

Largest Comeback Win Versus USC

Nov. 23, 1996 - UCLA 48, USC 41 at Rose Bowl

| | | | | | | | | |
|------|----|----|----|----|---|---|---|----|
| USC | 10 | 14 | 7 | 7 | 3 | 0 | — | 41 |
| UCLA | 0 | 7 | 14 | 17 | 3 | 7 | — | 48 |

Attn.: 80,644

Weather: Light Fog (74°)

(17-point deficit in fourth quarter) Do you believe in miracles? Now you do, after the Bruins rallied from a 17-point, fourth quarter deficit to secure their sixth straight win in the city-series, 48-41, in overtime, before 80,644 spectators in the Rose Bowl.

After the teams traded field goals in the first overtime period, Skip Hicks scored the game-winner on a 25-yard run, breaking several Trojan tackles, on the first play of the second overtime period. UCLA then clinched the win when Anthony Cobbs intercepted a fourth-down pass in the end zone and the four-hour, 23-minute battle was over.

USC dominated the game for three quarters, like UCLA had for the previous five seasons — forcing turnovers and making the big play on offense. The Trojans marched out to a 17-0 lead in the first 21 minutes of the game, and led 31-21 entering the fourth quarter and 38-21 after R. Jay Soward streaked down the right sideline on his way to a 78-yard scoring play with 11:06 to play in the game.

The Bruins narrowed the deficit to 38-24 on a 47-yard field goal by Bjorn Merten with 6:12 remaining. The Bruins quickly got the ball back after pinning USC against its own goal-line and forcing a short punt. Nine plays and 41 yards later, freshman Keith Brown scored from the one-yard line to slice the margin to 38-31 at the 2:49 mark.

The ensuing onside kick was recovered by USC. Two plays later the Trojans had a first-and-ten at the Bruin 41 with less than two minutes to play. However, on the next play, junior linebacker Danjuan Magee reached in and hit running back LaVale Woods as he was about to break away from the pack, forcing a fumble. Senior cornerback Kusanti Abdul-Salaam recovered and returned the ball to the Bruin 44. UCLA had 1:27 left on the clock and a single timeout remaining to negotiate 56 yards, trailing 38-31.

Quarterback Cade McNown began the drive by connecting with Jim McElroy for 17 yards and three plays later lofted a 23-yarder to Rodney Lee, who made a spectacular diving grab at the USC 11. On the next play, Skip Hicks found the end zone on a burst up the middle. The game was tied when Merten sent the extra point through the uprights and 39 seconds showed on the clock.

USC had one last chance to win the game in regulation, after a 39-yard pass play and a pass interference penalty put the ball at the UCLA 23. But Adam Abrams' 40-yard field goal attempt sailed into the Bruin line, and it was on to overtime for the first time in the series.

LARGEST UCLA COME-FROM-BEHIND VICTORIES (Since 1957)


| Deficit | Year | Opponent | Trailed / Qtr. | Won |
|---------|------|-----------------------------|----------------|---------|
| 22 | 2005 | Northwestern (Sun Bowl) | 0-22 / First | 50-38 |
| 21 | 2005 | at Stanford | 3-24 / Fourth | 30-27ot |
| 21 | 2005 | at Washington State | 7-28 / Second | 44-41ot |
| 21 | 2000 | Arizona State | 0-21 / Second | 38-31 |
| 21 | 1982 | at Michigan | 0-21 / Second | 31-27 |
| 20 | 1979 | California | 7-27 / Third | 28-27 |
| 18 | 1986 | Arizona | 0-18 / Third | 32-25 |
| 17 | 2004 | at Washington | 7-24 / First | 37-31 |
| 17 | 1996 | USC | 21-38 / Fourth | 48-41 |
| 16 | 1997 | Texas A&M ('98 Cotton Bowl) | 0-16 / Second | 29-23 |

LARGEST UCLA COME-FROM-BEHIND TIES (Since 1957)

| Deficit | Year | Opponent | Trailed / Qtr. | Tied |
|---------|------|---------------|----------------|-------|
| 16 | 1985 | at Tennessee | 10-26 / Fourth | 26-26 |
| 16 | 1983 | Arizona State | 10-26 / Fourth | 26-26 |

LARGEST OPPONENT COME-FROM-BEHIND VICTORIES (Since 1957)

| Deficit | Year | Opponent | Trailed / Qtr. | Won |
|---------|------|------------------|----------------|-------|
| 21 | 1996 | Arizona State | 7-28 / Second | 42-34 |
| 21 | 1989 | Washington | 0-21 / Second | 28-27 |
| 21 | 1988 | Washington State | 6-27 / Third | 34-30 |
| 19 | 1970 | Oregon | 21-40 / Fourth | 41-40 |
| 17 | 1998 | at Miami | 21-38 / Third | 49-45 |
| 17 | 1995 | at Arizona State | 10-27 / Third | 37-33 |
| 15 | 1959 | at Pittsburgh | 6-21 / Fourth | 25-21 |



Arnold Ale

A

Abbott, Andrew '09-10
Abdellatif, Hazem '89
Abdul Azziz, Ali '97-98-99
Abdul-Jabbar, Karim '92-94-95
Abdul-Salaam, Kusanti '93-94-95-96
Abraham, Brian '04-05-06-07
Abrams, Leslie '20
Adams, Bryan '90-91-93-94
Adams, Chuck '86
Adams, Tom '55
Adkins, Bryce '76-77
Adkins, James '28
Agajanian, Larry '66-67-68
Agnew, James '43
Aikman, Troy '87-88
Akers, Arthur '77-78-79-80
Albany, Tony '60
Alder, Eugene '39-40-41
Aldrich, Troy '93
Ale, Arnold '90-91-92
Alexander, Chris '91-92
Alexander, Jim '84-85-86
Alexander, Kelton '84-86-87-88
Alexander, Kermit '60-61-62
Alexander, Kirk '83-84-85-86
Allen, Brian '90-91-92-93
Allen, Damien '97
Allen, David '09-10
Allen, Dick '60-61-62
Allen, Jimmy '72-73
Allington, Robert '34
Almquist, Glen '57-58-59
Altenberg, Kurt '63-64-65
Alumbaugh, Dennis '68-69
Amundson, Matt '03
Andersen, Chris '93-94
Andersen, Foster '59-60-61
Andersen, Norm '73-74-75
Anderson, Aaron '91-92-93-94
Anderson, Art '40-41
Anderson, Avery '92-93-94-95
Anderson, Dave '48
Anderson, Ed '99-00-01
Anderson, Marques '97-98-00-01
Anderson, Theo '93
Anderson, Wilbert '56
Anderson, Willie '84-85-86-87
Andrasick, Greg '94-95-96
Andrews, Bob '43
Andrews, Danny '81-82-83-84
Andrews, Fred '52
Andrusyshyn, Zenon '67-68-69
Angle, Robert '26-27-28
Anthony, Corwin '87-88-89-90
Anyanwu, Chinoonso '07-08-09
Arbuckle, Charles '86-87-88-89
Arceneaux, Whitney '50-52
Argo, Stacy '88-89-90-91
Armstrong, Bill '40-41-42
Armstrong, James '26
Armstrong, Levi '75-76-77
Armstrong, Ray '64-65-66
Armstrong, Sean '83
Arnold, Jason '93
Arnold, Mike '67
Asher, Tom '44-45-46
Atkins, Larry '95-96-97-98
Attar, Audie '99-00-01
Audelo, Dave '89
Austin, Edward '31-32-34
Austin, Randy '87-88-89-90
Austin, Terrence '06-07-08-09
Avery, Tom '56-57

Ayanbadejo, Brendon '96-97-98
Ayers, Akeem '08-09-10
Ayers, Derek '93-94-95-96
Ayers, Eddie '73-74-75

B

Baaden, Steve '83
Baca, Jeff '08-09
Baggett, Bill '74-75
Baggett, Brian '76-77-78-79
Baida, John '36-37-38
Bailey, Jeff '88-89-90-91
Baillie, Ed '30
Bajema, Ken '67
Baldwin, Burr '41-42-46
Baldwin, Harry '58-59-60
Ball, Dave '00-01-02-03
Ball, Eric '85-86-87-88
Ball, Mat '00-01-02-03
Ball, Russell '74
Ballard, Bob '54-55
Ballou, Mike '67-68-69
Banducci, Eric '91
Banducci, Russ '63-64-65
Banning, Wayne '19-21
Baran, Dave '81-82-83-84
Barbee, Mike '79-80-81-82
Barber, Pete '36
Barkate, Harold '86-87-88
Barnes, John '92
Barnhill, Gordon '36
Barnes, Bruce '70-71-72
Barz, Anthony '10
Barz, Robert '34-35-36
Barta, Charles '26-27-28
Bartlett, Bob '68-69-70
Bartlett, Ray '39-40
Bashore, Rick '76-77-78-79
Bashore, Ted '64
Baska, Rick '71-72-73
Bates, Patrick '89
Batchkoff, Frank '83-84-85-86
Baumgartner, Andrew '05-06
Bauwens, Joe '60-61-62
Bauwens, Steve '59-60-61
Beamon, Willie '74-75
Beardsley, Harold '46-47
Beban, Gary '65-66-67
Beck, Julius '25-26-27
Beling, Willard '43
Bell, Darius '10
Bell, Jason '96-97-98-00
Bell, Kahili '05-06-07-08
Bell, Raymond '75-76-77
Benjamin, Warner '52-53-54
Bennett, Brandon '08-09
Bennett, Drew '97-98-99-00
Bennett, Tom '63
Bennett, Tommy '92-93-95
Benstead, Roy '58
Benton, Carl '46-47
Berg, Jim '70-71
Bergdahl, Bob '54-55-56
Bergdahl, Lenny '30-31-32
Bergdahl, Mike '66
Bergey, Bruce '68-69-70
Bergman, Jim '60-61-62
Bergmann, Paul '82-83
Berliner, Myron '51-52-53
Bernstein, Gary '67
Berry, Joe '32
Bethel-Thompson, McLeod '07
Betts, Dean '58-59

Beverly, Randy '86-87-88-89
Bickers, Gary '64
Biddle, Brooks '44-45
Billington, Barry '56-57
Binney, John '19-20
Birlenbach, Scrib '25-26-27
Birren, Don '55-56
Bischof, Vince '67-68-69
Bishop, George '23-24-25-26
Bishop, Harold '27-28-29
Blake, Tom '07-08
Blanton, Ed '02-03-04-05
Bleymaier, Gene '72-74
Blinn, Steve '91-92-93
Block, Chris '83-84
Blower, Albert '44
Boermester, Peter '77-78-79
Boghossian, Sam '52-53-54
Bohlender, Bryce '99-00-01-02
Bolden, Bill '67-68-69
Bolin, Greg '83-84-85-86
Bonds, Jim '88-89-90-91
Bono, Steve '80-81-83-84
Boom, Herbert '44-45-46
Borden, Don '43-46
Boschetti, Ryan '02-03
Bosserman, Gordon '67-68-69
Bosworth, Korey '06-07-08-09
Bosworth, Kyle '05-06-07-09
Bowens, Isaiah '10
Boyd, Brent '75-77-79
Boyd, Jack '43-44-45
Boyer, Verdi '32-33-34
Boze, Dave '73-74
Bradley, Doug '54-55-56
Bragg, Craig '01-02-03-04
Brady, Harold '48-49
Brant, Kevin '00-01-02-03
Brant, Michael '77-78-79-80
Braunbeck, Dick '54
Bray, James '85
Brazell, Brandon '04-05-06-07
Breeding, Ed '42-46
Breedland, Oran '51
Brehaut, Richard '09-10
Breiniman, Ansel '29
Brennan, Brent '93-94
Bressee, Horace '23-24-25
Bright, Jim '71-72-73
Brigida, Andrew '89
Briley, Dave '73
Brisbin, Kent '76-77-78
Britten, Larry '51-52-53
Broadwell, Brewster '36-37-38
Brockington, Fred '77
Brown, Brian '87-88-89-90
Brown, Carl '27-28-29
Brown, Dave '43
Brown, Don '36
Brown, George '47
Brown, Jack '46-47-48
Brown, Jayson '97-98
Brown, Jefferson '23-24
Brown, Jim '54-55
Brown, Joe '38
Brown, John '56-57-58
Brown, Keith '96-97-98-99
Brown, Kevin '03-04-06-07
Brown, Sam '53-54-55
Brown, Theotis '76-77-78
Brown, Trey '04-05-06-07
Browne, Henry '86
Bruno, Frank '80-81-82
Bryan, Jack '29
Bryson, Brad '86-87-89
Buchanan, Jim '49-50
Buck, Steve '96
Buenafe, Kevin '81-82-83-84
Bukich, Steve '74-76-77-78
Burkley, Laurence '87-88-89
Burks, Raymond '73-74-75-76
Burnett, Anthony '87-88
Busby, Harold '66-67-68
Bussell, Elmer '22
Butler, Dick '57-58
Butler, Homer '76-77
Butler, Ron '80-81-82-84
Butler, Steve '63-64-65

C

Cabrera, Oscar '97-98-99-00
Caldwell, Cheyane '95-96-97-98

Caldwell, Jack '33
Callahan, Brian '05
Callies, Gary '62-63-64
Cameron, Paul '51-52-53
Campbell, Craig '70-71
Campbell, Gary '70-71-72
Campbell, Merle '43
Campbell, William '45
Cannon, Glenn '77-78-79-80
Cantor, Izzy '36-37-38
Cantor, Leo '39-40-41
Capella, Greg '10
Capp, Don '46-47
Caragher, Ron '86-87-88-89
Carey, Nick '01-02-03
Cargo, Dave '73-74
Carney, Cormac '80-81-82
Carroll, Frank '38-39
Carroll, Randall '09-10
Carter, David '08-09-10
Carter, Donovan '10
Carter, Kaleaph '89-90-91-92
Carter, Keith '02-04
Carter, Raymond '08
Carter, Reggie '06-07-08-09
Carver, Ron '69-70-71
Cascales, Charles '38-39
Casciaro, Greg '10
Case, Ernie '41-45-46
Cashon, Charles '24-25
Cass, Greg '92-93-94
Cassaday, Ray '02
Cassel, Marcus '02-03-04-05
Cephous, Frank '80-81-82-83
Chaffin, Jeff '81-83
Chai, Robert '03-04-05-06
Chalenski, Mike '90-91-92
Chambers, Bill '46-47
Champion, Cornell '64-66
Champion, John '66
Chandler, Nate '08-09-10
Charles, Russell '72-73-74
Chavoor, Sherman '34-35-36
Cheshire, Chuck '33-34-35
Childers, Marion '45
Chillar, Brandon '00-01-02-03
Christensen, James '91-92-94-95
Christiansen, Bob '69-70-71
Christiansen, Gregg '78-79-80
Chudy, Craig '57-59-60
Claman, Alan '65-66-67
Clark, Gene '71-73-74
Clark, Jamal '93-94-95-96
Clark, Jeff '90-91-92-93
Clark, Kenneth '24-25-26
Clark, Matt '01-02-03-04
Clark, Walter '32-33
Clayton, Mike '70-71
Clayton, Tyson '01-02-03
Cleary, Robert '02-04-05
Clemente, Vito '95-96
Clements, Bill '45-46-47-48
Clements, Larry '98
Cline, Darren '95-96-97
Clinton, David '83-84-85-86
Coats, Lee '31-32-33
Cobbs, Anthony '93-94-95-96
Cochran, Mike '71
Cochran, Rod '57-58-59
Coffman, Ricky '78-79-80-81
Cogswell, Don '49-50
Cohen, Jack '39-40
Cole, Randy '90-91
Coleman, Derrick '08-09-10
Coleman, Dick '43
Coleman, Kenyon '97-98-99-01
Colletto, Jim '63-64-65
Collier, Travis '90-91-92-93
Collins, Donald '19-20
Collins, Vernon '23-24
Collins, Willie '53
Compton, Lynn '41-42
Cook, Wayne '91-92-93-94
Cooper, Gwen '67-68-69
Cope, Bill '51
Copeland, Ron '67-68
Coppens, Gus '75-76-77
Cornish, Frank '86-87-88-89
Corral, Frank '76-77
Cory, Frank '36
Cotti, Dan '96-97
Coulter, Michael '75-76-77
Cowan, Joe '03-04-05-07
Cowan, Patrick '06-07-08
Cox, Chris '84

Cox, Larry '64-65-66
Cox, Robert '84-85
Craft, Kevin '08-09
Craig, Bradley '90-91-92-93
Craig, Paco '84-85-86-87
Crawford, Bob '74-75-76
Crawford, Lyndon '80-81-82-83
Crecion, Gabe '96-97-99-00
Crestman, John '68
Cress, Robert '38
Cronin, Kevin '84
Cross, Randy '73-74-75
Cureton, Hardiman '53-54-55
Cureton, Mickey '68-69
Curran, Willie '78-79-80-81
Curry, Dale '73-74-75
Curti, Noah '40-41

D

Dabov, Dave '59-60
Dailey, Pete '51-52-53
Dalby, Dave '69-70-71
Daluiso, Brad '89-90
Daly, Marcus '95
Daly, Rick '89-90-91-92
Damron, Jeff '85-86-87
Daniels, Tom '70-72
Dankworth, Jeff '74-75-76
Danoff, Troy '98-99-00-01
Darby, Matt '88-89-90-91
Dathe, Walt '61-62-63
Davenport, Bob '53-54-55
Davidson, Dick '68
Davis, Akil '95-96-97
Davis, Bruce '04-05-06-07
Davis, Bruce '75-76-77-78
Davis, Chuck '62-63-64
Davis, Craig '86-87-88-89
Davis, Elvin '26-27
Davis, John '57-58
Davis, Milt '52-53
Davis, Richard '26
Davis, Ricky '90-91-92-93
Davis, Ron '77-78-79
Davis, Steve '84
Dawson, Jim '56-57-58
Deakers, Rich '64-65-66
Dean, Aundre '08
Dean, Jake '08-09
Debay, Terry '51-52-53-54
DeBose, Ronnie '78-79-80
Debrow, David '46-47-48
Decker, Jim '54-55
Decker, Robert '30-31-32
DeFrancisco, Nate '39-40-41
Dellocono, Neal '81-82-83-84
DeMartins, Jack '74-75
Denis, Joe '34
Denison, Micah '95
Dennis, Ted '28-29
Denton, Wes '86-87-88
Derflinger, Paul '67
Devlin, Thomas '25-26
DeWitt, Brad '80
Dial, Alan '84-85-86-87
Dias, Bob '83
Dickerson, George '34-35-36
Dickey, Kevin '91-92-93
Diebolt, Doug '69
Diehl, Ralph '22
Dills, Preston '54-56
Dimas, Mike '31
Dimitro, Mike '46-47-48
Dimkich, Mitch '60-61-62


Dinaberg, Bob '57
DiPaolo, Carmen '61-62
Debrow, David '46-47-48
Donahue, Terry '65-66
Donald, Dick '65-66
Donatelli, Doug '82-83
Dorrell, Karl '82-83-85-86
Doud, Chuck '52-53
Dougherty, James '41-42
Dow, Norm '65-66
Dragovic, Nikola '04-06-07
Dressel, Dennis '56-57
Drew, Maurice '03-04-05
Dubravac, Jon '98-99-00-02
Duddleston, Tom '43
Duffy, Ted '28-29
Duffy, Bill '48
Dufour, Dan '79-80-81-82
Dummit, Dennis '69-70
Duncan, Don '56-57
Duncan, John '29-30-31
Duncan, Norm '29-30-31
Durbin, Steve '64-65-66
Durdan, Mike '79-80-81-82
Dutcher, Bob '53-56
Dutcher, Erwin '64-65-66
Dye, Cecil '39-40
Dye, Tony '08-09-10

E


Easley, Kenny '77-78-79-80
Eatman, Irv '79-80-81-82
Eaton, Edward '47-48-49
Ebell, Tyler '02-03
Eby, Josh '94-95
Echols, Reggie '70-71-72
Eck, Keith '74-75-76
Edgar, Anthony '78-79
Edison, Justin '08-09-10
Edwards, Donnie '92-93-94-95
Edwards, Joshua '07-08
Edwards, Oscar '75-76
Efseaff, Yoseph '01-02-03-04
Ehrlich, Lyman '51
Ekbatani, Neil '06-08-09
Elias, Chris '77-78-79-80
Elias, Lou '56
Ellena, Jack '52-53-54
Elliott, Stacey '87-88
Ellis, Alan '70-71-72
Emanuel, Ben '01-02-03-04
Emmree, Taylor '08-09-10
Enger, Bob '55
Ennen, Henry '47
Epenesa, Seilif '10
Epstein, Herman '26-27-28
Erllich, Mickey '65
Erquiga, John '65-66-67
Escher, Erik '78
Escher, Werner '50-51
Estwick, Mark '87-88-89
Evans, Mike '70
Evans, Ron '86-87
Everett, Marcus '04-05-06-08

F

Fade, Bill '44-45
Fagerholm, Rod '58
Fahl, Matt '73-74-75
Faoa, Asi '00-01-02-03
Farber, Stu '56



Steve Bono



Mel Farr

Fareed, Justin '10
Farmer, Danny '96-97-98-99
Farmer, George '67-68-69
Farr, Andre '88-89-90-91
Farr, Mel '64-65-66
Farr Jr., Mel '84-85-86-87
Farr, Mike '86-87-88-89
Farris, Kris '96-97-98
Fauria, Joseph '10
Fears, Charles '40-41-42
Fears, Tom '46-47
Feldman, Rudy '51-52-53
Fenenbock, Charles '38-39
Ferguson, Donvel '35-36-37
Ferguson, Mark '79-81-82
Ferrell, Bobby '72
Fields, Earl '26-27-28
Fields, Jerry '49
Fien, Ryan '92-94-95
Fikse, Nate '99-00-01-02
Finlay, Jack '40-41-42
Finn, Charles '19
Finstad, Jim '62
Fiorentino, Tony '60-61-62
Fitterer, Scott '93
Flanagan, Mike '93-94-95
Fleming, Joe '26-27-28
Fletcher, Anthony '98-99-00-01
Fletcher, Bryan '98-99-00-01
Fletcher, John '31-32
Florence, John '50-51
Flores, Mike '71
Flynn, Ed '50-51-52
Forbath, Kai '07-08-09-10
Forbes, Ted '40-41
Forcier, Chris '08
Ford, Greg '94
Ford, Jim '68-69
Ford, Weldon '95-96-97
Forge, James '77-78-79-81
Forster, George '28-29-30
Foster, DeShaun '98-99-00-01
Foster, Ed '51-53
Fowler, John '75-76-77
Fox, Dennis '01
Francis, Don '62-63-64
Francisco, Kent '62-63-64
Francis, Greg '83-84-85
Frane, David '86
Frankel, Lorry '71
Franklin, Johnathan '09-10
Franklin, Scott '83-84-85
Frankovich, Lee '36-37
Frankovich, Mike '32-33-34
Frazier, Cliff '74-75
Freedman, Morris '65
Freitas, Steve '68-70
French, Marion '27-28-29
Frost, Wallace '22-24-25-26
Fry, Art '72
Frye, Stuart '36
Fryer, Mike '72-73
Fuller, Rick '89-90-91-92
Funk, Fred '34-35-36
Funke, Sigfried '33-34
Fyson, Ed '45

G
Gaines, Gene '58-59-60
Galigher, Ed '70-71
Gallagher, Clay '72
Gallatin, Donovan '92-93

Gamble, Robert '90-91-92-93
Garcia, Robert '04
Gardner, Earle '23-24-25
Garibaldi, Bob '83-84-85-86
Garratt, Mike '67-68-69
Gary, Joe '78-79-80-81
Gary, Richard '34
Gaschler, Randy '70-71-72
Gasser, Joe '82-83-84-85
Gaston, Dave '40-41
Geddes, Bob '68-69
Geitner, Adam '99
Gelfand, Chuck '55
Gemza, Steve '80-81-82-83
Gertsman, Steve '56-57-58
Geverink, Al '61-62-63
Ghezzi, James '98-99
Ghormley, Dan '62
Gibbs, Dave '61-62-63
Gibbs, Johnny '77-78-79
Gibson, Alfred '28-29
Gideon, Aron '89-90-91-92
Gilbert, Dan '72
Gilbert, Fred '89
Gillmore, Dale '37-38-39
Givens, Quentin '92
Glasser, Jeff '84-85-86-87
Glicksberg, Scott '05-06-07-08
Goebel, Joe '83-84-85-86
Gomer, Dave '78
Goodman, Brian '70-71
Goodrich, Paul '67
Goodstein, Maurice '28-29-30
Goodwin, Marvin '91-92-93
Gordon, Ike '78-79-80-81
Gordon, Scott '82-83
Gould, Stanley '26-27-28
Goynes, Chester '80
Graham, Danny '68-69
Graham, Doug '44
Graham, Keenan '10
Grant, Wes '68-69
Graw, Jeff '98-99-00-01
Graves, Ryan '06-07-08
Gray, Carlton '89-90-91-92
Gray, Rex '81-82
Greedy, Garrett '90-91-92-93
Green, Gaston '84-85-86-87
Green, Jason '91-92-93-94
Green, Sandy '65-66-67
Greenwood, Carl '91-92-93-94
Greenwood, Marcus '84-85-86
Grider, Dallas, '65-66
Grieb, Mike '95-96-97-98
Griffin, Edison '56
Griffin, Harold '66-67-68
Griffith, Chris '99-00-01-02
Griffith, Kim '67-68
Grissold, Hoxie '42-46
Grossman, Aubrey '29-31
Grounds, Randy '77
Groves, J.D. '02-03
Grubb, Gerald '40-41
Gueringer, Ron '77
Gueringer, Tony '78
Guidry, Javelin '94-95-96-97
Guidry, Paul '93-94-95-96
Gully, Sean '94-95-96-97
Gunther, Rich '72
Gustafson, Mark '66-67-68
Gutman, Tom '60-61
Guyton, Brent '93-94
Guzman, Frank '10

H
Hackett, Kyle '83
Haffner, Mike '61-63-64
Haigh, Leslie '30
Hair, J.J. '04-05-06
Hakes, Randy '98-99
Hale, John '05-06-07-08
Hale, Lynn '49
Hall, John '00
Hall, Larry '79-80
Hall, Santi '98-99
Hampton, Kerns '30-32
Hampton, Russ '54-55
Hansen, Howard '48-49-50
Hanson, Bob '44-45
Haralson, Burnett '19-20-22-23
Haradon, Howard '34
Harden, Wilbur '75-76
Hardin, Harold '74-75-76
Harkey, Cory '08-09-10
Harmon, Mark '72-73
Harper, Joe '56-57-58
Harris, Akil '00-01-02-03
Harris, Earl '35-36-37
Harris, Esker '55-56
Harris, Merle '36-38
Harris, Mike '08-09-10
Harrison, Jason '02-04
Harrison, Morrie '42
Hartmeier, Mike '82-83-84-85
Harvey, Clarence '43
Harwell, Brigham '04-05-06-08
Haslam, Fred '31-32-33
Haslam, Warren '38
Hassler, Edgar '31-32-33
Hastings, Charles '24-25-26
Hastings, John '34-35-36
Hatcher, Orville '46
Hauck, Bill '61-62-63
Havner, Spencer '02-03-04-05
Heater, Adam '08
Helm, John '78-79
Henderson, Bob '25-26-27
Henderson, Othello '90-91-92
Henderson, Scott '71
Henderson, Ted '85
Hendricks, Phil '70
Hendry, Robert '31-32-33
Henley, Darryl '85-86-87-88
Henry, Wally '74-75-76
Hermann, Johnny '53-54-55
Herrera, Andy '65-66-67
Herrera, Efen '71-72-73
Herrera, Mike '75
Hershman, Leo '49-50
Hesse, Don '39
Hester, Aaron '10
Heydenfeldt, Bob '52-53-54
Hickman, Gale '62-63
Hickman, Justin '04-05-06
Hicks, Chuck '59-60-61
Hicks, DuVal '95-96-97-98
Hicks, Skip '93-94-96-97
Hill, Ernest '37-38-39
Hilliard, Dalton '09-10
Hinshaw, Lynn '67
Hirshon, Hal '36-37-38
Hohl, Mason '43
Hoisch, Alan '46-47
Holcomb, Eric '93-94-95
Holland, Pete '96-97-98-99
Holland, Tyler '07
Hollaway, Chuck '55-56
Hollingsworth, Cece '23-24-25
Holman, H. R. '43
Holmes, Damien '09-10
Holmes, Fred '04-05-07
Hookano, Steve '71-72
Hopwood, Don '77-78
Horgan, Paul '63-64-65
Horta, Joe '50
Horton, Chris '04-05-06-07
Horton, Myke '73-74
Horton, Troy '43
Hosea, Bobby '77-78
Houston, Lovell '99
Howard, Bob '52
Howard, Jack '43
Howard, Sean '88-89
Howell, Harper '80-81-82-83
Hoyt, Bill '46-47
Hubbard, Phil '76-77-78-79
Hudson, James '25-26-27
Huddspeth, Marcus '84-85-86
Huff, Doug '68-69-70

Huff, Robert '20
Hull, Ron '59-60-61
Huma, Ramogi '95-97-98
Hummel, Ben '87
Hunt, Howard '41-46
Hunt, Don '47-48-49
Hunter, Joe '99-00-01-02
Huse, Russell '28-29
Hutchins, Adam '83-86
Hutt, Eddie '64-65-66


I
Jeremia-Stansbury, Ed '98-99-00-01
Iloja, Bob '96
Ingilis, Bill '52
Ippolito, Tony '97-99
Irvin, Howard '34
Irvine, Gifford '84-85-86
Irwin, Ed '40-41
Isaia, Sale '91-92-93-94
Izmirian, Albert '42

J
Jackson, Chris '99-00
Jacobs, Brian '89-90
Jacobson, Abe '19
Jacobson, Don '28-29-31
Jacobson, Keith '88-89
Jacoby, Mike '74
Jackson, Billy Don '77-78-79
Jacobson, John '24-25-26
Jackson, Melvin '84-85-86-87
James, Warren '62-63
James, Gary '73
James, Mil'Von '03-04
James, Stewart '20
Jarrecki, Steve '82-83-84-85
Jarvis, William '24
Jaso, Jerry '69-70
Jasper, Shane '91-92-93-94
Jennings, Charles '23-24-25
Jensen, Keith '61
Jensen, Roy '48-49-50
Jessen, James '02
Jessup, Morris '25
Johns, Gerald '63-64
Johnson, Bret '89
Johnson, Chance '85-86-87-88
Johnson, Chris '04
Johnson, Dominique '07-08
Johnson, Ernie '46-47-48-49
Johnson, Jerry '10
Johnson, Jim '58-59-60
Johnson, John '41-46
Johnson, Kermit '71-72-73
Johnson, Mitch '62-63-64
Johnson, Mitch '85
Johnson, Norm '78-79-80-81
Johnston, Dan '67
Jolly, Mike '80-81
Jondle, Riley '03-04-05-06
Jones, Anthony '94
Jones, Arthur '22-23-24-25
Jones, Brian '86
Jones, Carl '62-63
Jones, Datone '08-09
Jones, Dick '45
Jones, Eugene '72-73
Jones, Frank '69-70
Jones, Gerald '78
Jones, Gordon, '30-31-32
Jones, Greg '67-68-69
Jones, Ike '50-51-52
Jones, Ivory '59-60
Jones, Jimmie '72-73
Jones, Malcolm '10
Jones, Ted '39-40
Jordan, Al '89-91-92
Jordan, Fritz '86-87-88
Jordan, Kevin '92-93-94-95
Jordan, Wes '83
Jorgensen, Bruce '68-69
Joseph, Chris '04-05-06-07
Joyce, Cody '98-99-00-01

K
Kahn, Mitch '74-75-76
Kase, George '92-93-94-95
Kealey, Pat '71-72
Keane, Andy '10
Keating, David '86-87-88
Keeble, Joseph '31-32-33
Keefer, Robert '44-46-47
Keeton, Rocen '87-88-89-90
Keim, Paul '22
Kelly, Brian '88-89-90-91
Kelly, Jon '89-90
Kendall, Chuck '57-58
Kendricks, Marv '70-71
Kennedy, Paul '91-92-93-94
Ketchum, Gavin '05-06-08-09
Key, R. F. (Ted) '34
Keyes, Dennis '04-05-06-07
Keyes, Luther '50-51
Keyler, Courtney '90-91-92-93
Kezirian, Blane '01-02-03
Kezirian, Ed '72-73
Kezirian, Rob '75-76
Kia, Micah '06-07-08
Kibbe, George '26
Kibble, Robert '05
Kidder, John '84-85-86-87
Kiefer, Ken '44-45-46
Kilmer, Bill '58-59-60
Kimble, Phil '74
King, Bob '57-58
King, Nelson '44-45
Kinney, Jack '40
Kipnis, Howard '77-78
Kirby, Dean '49-51
Kirschke, Travis '93-94-95-96
Kitchen, Bill '41
Kjeldgaard, Kipp '87-88-89
Kline, Jerry '64-65
Kline, Doug '85-86-87-88
Klosterman, Steve '72-73
Kluwe, Chris '03-04
Knowles, Lee '82-83-84
Knox, Milton '09
Knox, Ronnie '55
Knudson, Laddie '23
Knupper, Max '70-71
Kocher, Ken '98-99-00-01
Koral, David '04-05
Kordakis, James '84
Krall, Luke '00-01
Krehbiel, Don '43
Kroeber, George '51
Kroener, Frank '36-37
Kuehn, Art '72-73-74
Kukulica, Rick '73-74
Kurrsch, Roy '42-45-46
Kuykendall, Fulton '72-73-74
Kvityk, Ben '39-40
Kyzivat, Louis '37-38-39

Lee, John '82-83-84-85
Lee, Larry '78-79-80
Lee, Rodney '94-96-97
Leeka, Bill '56-57-58
Leggins, Bobby '79
Lehmann, Shane '00-01-02-03
Leisle, Rodney '00-01-02-03
Lembeck, Bert '26
Lemmerman, Alan '70-71-72
Leonard, Robert '46
Leoni, Eugene '81-82
Lepisto, Garrett '01-02-03
Lepisto, Vic '64-66-67
Lescoulie, Jack '40-41-42
Lesley, Jason '93
Leventhal, Barry '63-64-65
Levy, Dave '52-53
Lewand, Ray '48-50-51
Lewin, Kurt '57
Lewis, Jermaine '97-98-99-00
Lewis, Marcedes '02-03-04-05
Lightner, Clifford '33
Lilyquist, Rodney '28
Link, Dennis '00-01-02-03
Linn, Mike '89-90-91
Lippman, Melville '19-20
Littleton, Nkosi '90-91-92-93
Livesay, Ransom '32-33-34
Livingston, Cliff '50-51
Lloyd, Glenwood '29
Locke, Jeff '09-10
Lockett, Bret '05-06-07-08
Lockwood, Brian '87-88-89-90
Lo'Curto, John '61-62-63
Lodish, Mike '86-87-88-89
Lombard, Kenneth '05-06-07
Lombard, Kory '98-99-00
London, Justin '02-03-04-05
Long, Bob '52-53-54
Long, Don '56-57-58
Long, Freeman '25-26
Longo, Tony '58-59-60
Lorier, Benjamin '03-04
Lott, Sinclair '32-33-34
Loud, Rommie '53-54-55
Love, Duval '81-82-83-84
Love, Glenn '08-09-10
Luster, Marv '58-59-60
Lyman, Brad '69-70-72
Lyman, Dell '38-39-40
Lynn, Johnny '75-76-77-78
Lyons, Damion '90

M
Macari, Frank '59-60-61
Mackey, Clarence '41
MacLachlan, Bruce '48-49-50
MacPherson, Don '38-39-40
Maddox, Tommy '90-91
Magee, Danjuan '94-95-96-97
Maggio, Kirk '86-87-88-89
Mahan, Mike '83
Mahlstedt, Don '80-81-82
Maia, Kai '09
Main, Jim '76-77-78-79
Maizlish, Bryan '82
Makakaufaki, Saia '99-00-01-02
Malmberg, Don '42-43-45-46
Malone, James '88-89-90-91
Mancini, Dom '71
Mandula, Francis '49-50
Manning, Bob '68-69-70
Manning, Don '65-66-67
Manning Jr., Ricky '99-00-01-02



Johnny Lynn

Mannon, Mark '82-83-84
Manumaleuna, Frank '74
Marienthal, Mike '42-43
Markel, Art '43
Markey, Chris '04-05-06-07
Markham, Dean '44-45
Markowitz, Barry '74
Marlett, Walter '41
Marsh, Cassius '10
Marston, Charles '21
Martin, Travis '07
Martinez, Mike '73-74
Marty, Pat '78
Marvin, Joe '49-50-51
Marvray, Ricky '10
Mascarenas, Alex '10
Mascola, Lou '76
Mason, Bill '57
Mason, Mike '79-80-81
Massey, Thaddeus '93-95-96
Mastera, Jim '84-85-86
Matheny, Dwight '24-25-26
Matheny, Jim '55-56
Matheson, Martin '38-39-40
Matheson, Tory '67-68
Mathews, Ned '38-39-40
Mathis, Wendell '02
Matthews, West '46-47-48-49
Maurer, Mark '47
Mayer, Vic '78-79
Mayfield, Paul '66
Maxwell, William '31-32-33
McAlister, James '72-73
McAtee, Tim '64-65-66
McBride, Tod '95-96-97-98
McCabe, Mike '44
McCann, Ryan '99-00-01
McChesney, Bob '32-34-35
McClave, Andrew '91-92-93
McCluskey, Mike '02-03-04-05
McClure, Darren '93-94-95-96
McConaughy, James '47
McConnell, Lawrence '34-35-37
McCracken, Brendan '85-86-87-88
McCullough, Abdul '93-94-95-96
McCullough, Jim '82-83-84-85
McDermott, Kevin '10
McDougall, Gerry '54-55
McDougall, Thomas '24-25-26
McElroy, Jim '94-95-96-97
McElroy, Lee '67-68-69
McEwan, Scott '99-00-01
McFarland, Matt '77-78-79-80
McGaffrey, Mike '66
McGaughey, Eugene '84
McGee, Jeremy '06
McGill, Mark '86-87-88-89
McGue, Delbert '32-33
McIntire, Ken '63
McKay, Jack '54
McKay, Stan '10
McKenzie, Leonard '42
McKenzie, Stuart '40-41
McKinney, Phil '73-74-75
McLanrich, Greg '68-69
McLaughlin, Leon '46-47-48-49
McMillan, Lloyd '29-30-31
McNairy, Louis '36
McNeal, Eric '03-04-05-06
McNeal, Jeff '96
McNeil, Freeman '77-78-79-80
McNeill, Fred '71-72-73
McNown, Cade '95-96-97-98
McPherson, Pat '88-89-90
McSween, Alton '72-73
Meadows, Chris '07-08
Medlock, Justin '03-04-05-06
Mefferd, Frank '43
Mehr, Steve '85-86-87-88
Meigs, Raymond '19
Melsby, Brad '95-97-98-99
Mena, Xavier '46-50
Menifield, Bobby '85-86-87-88
Merrill, Mike '92
Merrill, William '32
Merten, Bjorn '93-94-95-96
Metcalfe, Jack '58-59-60
Mewborn, Gene '81-82-83
Meyer, Rick '86-87-88-89
Meyers, Andy '95-96-97-98
Mike, Robert '46-47
Milum, Edward '29-30
Millan, Chad '94
Miller, Andy '87-88-89

Miller, Chuckie '83-84-85-86
Miller, Ed '50-51
Miller, Jamir '91-92-93
Miller, Jeff '08-09
Miller, Jim '63-64-65
Miller, Mitch '93-94
Miller, Scott '89-90
Miller, Willie '73
Milliner, James '92-93-94-95
Michel, Howard '33
Mitchell, Freddie '98-99-00
Mitchell, Hal '49-50-51
Mitchell, Jim '37-38-39
Mociler, Paul '01-02-03-04
Mohl, Curt '77-78-79-80
Mok, Vince '70-71-72
Molina, Mike '76-77-78
Moline, Chad '07
Moline, Chane '06-07-08-09
Moline, Chase '05-06-07-08
Moline, Ron '23
Monahan, Steve '73-74
Montgomery, Blanchard '79-80-81-82
Montgomery, Jack '36-37-38
Montoya, Max '77-78
Moomaw, Donn '50-51-52
Moore, Bob '50-51
Moore, Jeff '98
Moore, Jeovone '94-95
Moore, Matt '02-03
Moore, Michael '90-91
Moore, Rahim '08-09-10
Moore, Reggie '87-88-89-90
Moore, Reynaud '69-70
Moore, Terry '83-84
Moreau, Ismael '92
Morehead, Terry '81-82
Moreno, Gil '53-54-55
Morgan, George '50
Morgan, Karl '79-80-81-82
Morgan, Kyle '04-05
Morgan, Steve '99-00-01-02
Morris, Marvin '77-78
Morris, Nate '87
Morton, Dave '76-77
Morze, Mark '72
Moss, Idiris '03
Moss, Martin '78-79-80-81
Moutari, Anton '08-09
Moya, Ryan '05-06-08-09
Moyner, Paul '70-71-72
Mugler, Charles '25
Muir, Larry '90
Mulhaupt, Richard '29-30-31
Muller, Walter '32-33
Munro, Jack '43
Murdoch, Lawrence '35-36-37
Muro, Jeff '75-77-78
Murphy, Dennis '65-66-67
Murphy, Rex '48
Murphy, Tom '76
Murphy, William '33-34-35
Myers, Jack '44-46-47

N
Naar, Joe '46
Nader, Jim '68-69-70
Nagel, Ray '46-47-48-49
Nanoski, John '73-74
Narleski, Ted '50-51-52
Nash, Robert '36-37
Nece, Ryan '98-99-00-01
Neighor, Richard '44
Nelson, Byron '63-64-65
Nelson, Dan '45-46-47
Nelson, Danny '04-05-06
Nelson, Don '45
Nelson, Glenn '29
Nelson, Harvey '28-29
Nelson, Kevin '80-81-82-83
Nelson, Paul '99
Neufeld, Ryan '95-96-97-98
Neuheitsel, Rick '81-82-83
Nevadomsky, Jason '95-97
Nguyen, Mike '91-92-93-94
Nichols, Perry '76
Nielsen, Ron '91-92
Nikcevic, John '46-47-48-49
Niusulu, C.J. '02-03-04
Noble, Eugene '27-28-29
Nordli, Phil '32-33
Norfleet, Greg '72-73-74
Norfleet, Haughton '30-31-32
Norrie, David '82-83-84-85

Norris, Clarence '53-54
Norris, Michael '04-05-07-08
Norris, Trusse '57-58-59
Norton, Ken '84-85-86-87
Norton, Pat '01-02-03-04
Novitsky, Craig '90-91-92-93
Nowinski, Jeff '84-85
Noyes, Dave '63
Nuttall, Dave '66-67
Nwoke, Ted '92-93-94-95


O
Oatis, Shawn '06-07
Obbema, Rick '76-77
Obidine, John '41-42
Odighizuwa, Owamagbe '10
Oesterling, Tim '69-70
O'Garro, Pete '51-55-56
Ogden, Beverly '29
Ogden, Jonathan '92-93-94-95
Oglesby, Paul '57-58-59
Ohaeri, Nnamdi '02-03
Okuneff, Gerry '53-54
O'Leary, Prentice '62-63-64
Oliver, Al '72-73
Oliver, Homer '30-31-32
Oliver, Jim '67
Olmsstead, Remington '33-34-35
Olson, Ben '06-07-08
Olson, Carl '34-35-41
Olson, Drew '02-03-04-05
Olson, Harold '19-20-21
Olson, Milo '26
Onwutuebe, Emmanuel '88-89-90-91
O'Quinn, Carrick '90-91-92-93
Oram, Phil '60-61-62
Oredugba, Olukayode '04-05
Orey, Dave '77-78-80-81
Overhauser, Chad '94-95-96-97
Overlin, Bill '38-39-40
Owen, Dave '51-52
Owens, James '75-76-77-78
Owens, Jerry '00
Oxford, Rex '41

P
Pace, Gayle '49-50-51
Page, Charles '47
Page, Kenny '80-82-83
Page, Jarrod '02-03-04-05
Pagni, Mike '92
Pahulu, Otieni '86
Paige, Bill '86-87-88-89
Painter, Earl '30
Palmer, Steve '53-54-55
Pankopf, Tony '83-84-85-86
Paopao, Tony '76
Pardi, Don '43
Parisi, Tillie '23-24
Parker, Maury '23
Parker, Vaughn '90-91-92-93
Parslow, Phil '56-57-58
Pastre, George '46-47-48-49
Paton, George '88-89-90-91
Paton, Tom '59-60-61
Patterson, Ernest '32-33
Patton, Marcus '86-87-88-89
Patton, Thomas '03
Paul, Don '43-44-46-47
Paul, Rick '65-66
Paulsen, Logan '05-06-07-09
Pauly, Ira '51-52-53
Paus, Cory '99-00-01-02
Pavich, Mike '69-70-71
Peak, Loran '22-23-24-25
Pearce, Kent '73-74
Pearman, Greg '69-70-71
Pearson, Wade '65-66-67
Peddie, Will '43
Pederson, Don '73-75-76-77
Pedrini, Tom '43
Peek, Gerald '72-73
Peers, Ray '35-36
Pele, Pete '75-76
Penaranda, Jairo '79-80
Penner, Gerald '55-56
Pentecost, John '62-63-64
Perez, Aaron '05-06-07-08
Perez, Louis '91-92
Pernecky, Paul '90-91-92-93
Perry, Bob '73-74-75
Person, Barney '74-75
Pettulla, Rick '68
Peters, Adam '01

Peters, Doug '54-55
Peterson, Cal '71-72-73
Peterson, Dan '55-57
Peterson, Dan '82
Peterson, Dave '56-57-58
Peterson, Dick '62-63-64
Peterson, Earl '70-71
Peterson, Elwin '25-26-27
Peterson, John '51-52-53-54
Peterson, Marion '45
Petrie, Roger '86
Pfeiffer, George '36-37-38
Phelan, Matt '97-98-99
Phifer, Roman '87-88-90
Phillips, Art '57-58-59
Phillips, George '41-42-44
Phillips, Sean '99-00-01-02
Phillips, Tony '82-83-84-85
Phinny, Sherm '37-38
Pickert, Joe '85-86-87
Pieper, Billy '98-99
Pierce, Tyrone '94-95-96-97
Pierovich, John '57-58-59
Pierson, Ray '41-42
Pifferini, Bob '69-70-71
Pike, Charles '34-35-36
Pinkston, Pat '56
Pitre, Michael '04-05-06
Pitts, Ron '81-82-83-84
Piver, Arthur '37
Plemmons, Brad '72-78-80-81
Polak, Brian '97-98-99-00
Poli-Dixon, Brian '97-98-00-01
Polizzi, Ignazio '46-48
Porter, Jack '45
Potter, Ken '82-83-84
Pottios, Moe '94
Presley, Morrell '09-10
Preston, Steve '68-69
Price, Brian '07-08-09
Price, Dennis '84-85-86-87
Price, Duell '96-97-98-99
Price, Sheldon '09-10
Primus, James '84-85-86-87
Prince, Kevin '09-10
Proff, Mel '61-62-63
Pryor, Jon '86-87-88-89
Puffer, Jeff '97
Purdy, Rick '66-67-68
Putnam, Bill '44

Q
Quinby, Roy '21
Quarles, Bernard '79

R
Rae, James '88
Raffee, Alan '51
Rafferty, Thomas '31-32-33
Ramirez, Christian '06-07-09-10
Ramsey, Herschel '72-73-74
Ramsey, Tom '79-80-81-82
Randle, David '82-83-84
Raney, Jack '33
Raney, Matt '05
Rasmus, Bob '27-28-29
Rasshan, Osar '07
Ray, Billy '85-86-87-88
Ray, George '25
Ray, Joe '52-53-54
Raymo, Jibril '01-02
Ream, John '01
Record, Clayton '70
Reece, Severn '75-76-77-78
Reed, Jack '62
Reed, Michael '06-07-08
Reel, Stanley '32-33
Reemsten, Brian '90
Rees, Danny '09-10
Reese, Devon '99-00-01
Reese, Floyd '67-68-69
Reese, Marcus '99-00-01-02
Reeves, Doug '80
Reichle, Art '35-36
Reid, Scott '77-78
Reid, Eric '93
Reiges, Ben '46-47
Reinhard, Robert '29
Reilly, Paul '86
Remsburg, John '29
Reyes, Bob '73-74-75
Reynolds, Jim '64
Reynosa, Mark '97-98
Rice, Dan '71



Richards, Brian '92-93-94-95
Richards, David '87
Richardson, Bob '63-64-65
Richardson, John '64-65-66
Richardson, Paul '88-89-90-91
Riddle, Everett '41-42
Riggs, Darrell '48-49-50
Rile, Glen '35-36
Riley, Avon '79-80
Riley, Dietrich '10
Riskas, Mike '57-58
Roberts, Dick '45
Roberts, Gerry '72-73
Roberts, Howard '29-30-31
Robinson, George '35-36
Robinson, G.H. '43
Robinson, Jackie '39-40
Robinson, Jerry '75-76-77-78
Robinson, Raymond '78-79
Robotham, George '42-45
Roenicke, Josh '02
Roesch, Johnny '43-44-46-47
Rogers, Don '80-81-82-83
Rogers, Eric '83-85-86
Rohlinger, George '88
Rohme, Mike '92-93-94-95
Rohrer, Robert '43
Roof, Mike '64-65-66
Roques, Aaron '94-95-96-97
Roques, Ryan '96-97-98-99
Rosario, Nelson '08-09-10
Rosenkrans, Joe '59-60-61
Ross, Ben '34
Russell, Eddie '20-21
Rossi, Cal '44-45-46-47
Rosskopf, Bob '23
Rotstein, Jimmy '07-08
Rowell, Samuel '80-81
Rowland, Gene '45-46-47-48
Rubinstein, Brian '07
Rubio, Chris '94-95-96-97
Rubio, Garrett '09
Ruckman, Jeff '93-95-96-97
Ruddy, Lorenz '22
Ruettgers, Joe '38-39
Rumbaoa, John '79
Russell, Bob '44-45-46-47
Russo, Mario '41
Russom, Jerry '27-28-29
Rutledge, Craig '83-84-85-86
Ruziecki, Brian '05-06
Ryland, John '36-37-38

S
Sabol, Joe '50-51-52
Saenz, Ernie '77
Saffer, Mike '99-00-01-02
Sailer, Chris '95-96-97-98
Saipale, Toa '78-79-81-82
Salsbury, Jim '51-52-53-54
Sanchez, Chris '92-94
Sanchez, Lupe '79-80-82-83
Sandifer, Bill '72-73
Sandifer, Dominic '88-91
San Jose, Bobby '87-88
Sargent, Earl '35-36
Sarpy, James '75-76-77
Sarver, Joe '33
Sauter, Chad '94-95-96-97
Savage, Darius '07-08-09-10
Schager, Darren '91-92-93-94
Schell, Walt '35-36-37
Schexnayder, Anthony '87-88-89-90
Schmidt, Mark '86-87
Schmidt, Pat '75-76
Schmitt, Mike '08-09-10
Schneider, Bert '46
Schoner, Bob '63
Schroeder, Cliff '48-49
Schroeder, Jay '80
Schroeder, Robert '34-35-36
Schroll, Karl '92-93-94
Schuh, Charlie '05
Schuhmann, Charlie '72-73-74
Schwartz, Randy '62
Schwenk, Vic '46
Sciarra, John '72-73-74-75
Sciarra, John '02
Scribner, Rob '70-71-72
Scott, Burness '81-82
Scott, Eric '95-96-97
Scott, Tyler '95
Seidman, Mike '99-00-01-02
Selecky, Mark '87
Senteno, Rick '78-79
Sergel, Jack '22
Sermons, Brandon '09
Serwanga, Wasswa '96-97
Settles, Gene '72-73-74
Sharpe, Luis '79-80-81
Shaw, Meech '89-90
Shelley, Dale '74
Sheller, Henry '44-46
Sheller, Sean '10
Shelton, Jim '91-92
Sheppard, Craig '07-09
Sherrard, Mike '82-83-84-85
Shinnick, Don '54-55-56
Shinnick, Josh '82-83-84-85
Shipkey, Jerry '44-46-47
Shipman, Travis '92-93-94-95
Shirk, Marshall '59-60-61
Shoemaker, Steve '75
Short, Dick '48-49-50
Short, Keith '00-01-02-03
Shubin, John '37
Shubin, William '39
Siewierski, Jerzy '07-08-09
Simons, John '44
Simpson, Clifton '27-28-29
Simpson, David '85
Simpson, Robert '39-40-41
Simpson, Sherwood '49
Sims, Arthur '70
Sindell, Steve '63-64
Singler, Jake '26-27-28
Singleton, Ezell '60-61-62
Skaggs, Nathaniel '05-07-08
Slagle, Larry '65-66-67
Slater, Matthew '06-07
Sloan, Steve '08-09-10
Smalley, Rod '91-92-93-94
Smalley, Steve '67-68
Smith, Arthur '26-29
Smith, Bobby '59-60-61
Smith, Brian '79
Smith, Charles '30-31
Smith, Chester '29
Smith, Damon '96-97
Smith, Dave '57
Smith, Earl '59-60
Smith, Earl '84-85
Smith, Eric '84-85-86-88
Smith, Frank '43
Smith, Hal '55-56
Smith, Jeff '74-75
Smith, John '45

Smith, John (Cappy) '50-51-52
 Smith, John '53-55
 Smith, Josh '10
 Smith, Julian '33-34
 Smith, Kevin '88-89-90-91
 Smith, Lee '77
 Smith, Mark '76
 Smith, Martin '19
 Smith, Milt '40-41-42
 Smith, Nathan (Skip) '58-59-60
 Smith, Ray '57-58-59
 Smith, Rob '61-62
 Smith, Ryan '00-01-02-03
 Smith, Vic '41-42-44
 Smith, Willie '65-67
 Sneed, William '04-05-06-07
 Snelling, Ken '41-42
 Snyder, Greg '69-70-71
 Soenksen, Matt '92-93-94-95
 Sogoin, Justin '95-96
 Solari, Al '41-42
 Solid, Ken '44-45
 Solomon, Edward '27-29-30
 Soltis, John '90
 Sommers, Jack '38-39-40
 Sosnowski, Steve '76-77
 Spalding, Scott '88-89-90-91
 Sparis, Al '41-42-45
 Spaulding, William '34-36
 Spielman, Art '42
 Spindler, Rich '65-66-67
 Spurling, Dennis '68-69
 Stabile, Bach '97
 Stalwick, Don '51-52-53
 Stamper, Bill '45-48
 Stanley, Charles '26
 Stanley, Jim '60-62-63
 Stanley, Matt '99-00-01
 Stanley, Steve '65-66-67
 Stauch, Scott '77-78-79-80
 Stawisky, Sam '33-34-35
 Steel, Greg '73
 Steele, Scott '68
 Steffen, Art '45-46-47-48
 Steffen, Jim '57-58
 Steiner, Les '46-47-48
 Stephens, Frank '75-76-77
 Stephens, Jason '98-99-00-01
 Stephens, Jimmy '04-05
 Stepanovich, Tony '67
 Stevens, Bob '59-60-61
 Stevens, Derek '90-91-92-93
 Stevens, Matt '83-84-85-86
 Stevens, William '19-20
 Stevenson, Scott '86-87
 Stewart, Brian '94
 Stickel, Walter '31-32
 Stiers, William '43
 Stiles, Bob '65
 Stits, Bill '51-52-53
 Stockert, Ernie '50-51-52
 Stoeffen, Howard '29
 Stokes, J.J. '91-92-93-94
 Stokes, Reginald '08-09-10
 Story, Al '59
 Storey, Sam '33-34
 Stout, Dave '60-61-62
 Strawn, Dean '44
 Sretz, Grady '92-93-94-95
 Strode, Woody '37-38-39
 Stromsborg, Kevin '01
 Stroschein, Breck '48-49-50
 Stuart, Shawn '95-96-97-98
 Strycula, Joey '97-98-99
 Sua, Stephen '98-99-00-01
 Su'a-Filo, Xavier '09
 Sullivan, John '73-74-75
 Sullivan, Tom '79-80-81-82
 Sutherland, Lester '36-37-38
 Sutherland, Noah '04-05-06-07
 Svensgaard, Ira '45
 Sweetland, Pat '73-74
 Swick, Jim '73-74
 Sykes, Jim '64

T
 Taber, Norman '35-36
 Tamborski, Steve '70
 Tandy, John '26
 Tata, Vae '94-95-98
 Tauscheck, Russell '44-45
 Tautofi, David '02-03
 Tautolo, John '77-78-79-80
 Tautolo, Ray '79
 Tautolo, Terry '74-75


Taylor, Christian '05-06-07
 Taylor, Eric '64
 Taylor, Greg '74-75-76
 Taylor, Junior '02-03-04-06
 Taylor, Ryan '10
 Taylor, Tommy '82-83-84-85
 Tennell, Derek '83-84-85-86
 Tenningkeit, Tim '74-75-76
 Tepa, Iuta '09
 Terry, John '26
 Tetric, Steve '75-76-77
 Tevaga, Shannon '04-05-06-07
 Theodore, Terry '82-83-84-85
 Theriot, Trevor '07-09
 Thigpen, Damien '09-10
 Thoe, Rueben '28-29-30
 Thomas, Cliff '78-79
 Thomas, Jewell '75-76
 Thomas, Jim '51-52
 Thomas, Larry '80-81-82
 Thomas, Robert '98-99-00-01
 Thompkins, Glenn '94-95-96-97
 Thompson, Almose '60-61
 Thompson, Charles '04
 Thompson, Danny '85-86-87-88
 Thompson, Harry '48-49
 Thursby, Scott '23-24
 Tibbs, Burt '51
 Tiedemann, Bill '63
 Tiesing, Scott '39-40
 Tighe, Brian '91-92-93
 Timmons, George '24
 Tinsley, Phil '46-47-48
 Titensor, Glen '76-77
 Toland, Don '40
 Townsell, Jojo '79-80-81-82
 Toy, Maury '88-89-90-91
 Treadaway, Jim '82
 Treat, Ben '58
 Trembley, Vic '72
 Tretter, Ron '66-68-69
 Tritt, Bill '45
 Trotter, Harry '33-34
 Troxel, William '37
 Truesdell, Steve '61-62-63
 Tuala, Situpe '89-90
 Tuasiosopo, Manu '75-76-77-78
 Tuinei, Mark '78-79
 Tume, Terry '84-85-86-87
 Tunney, Clayton '10
 Turner, Eric '87-88-89-90
 Turner, Jamil '07
 Turner, Jimmy '78-80-81-82
 Turner, Marcus '85-86-87-88
 Turner, Travis '96-97-98-99
 Turney, Grayson '24-25
 Tyler, Ed '42
 Tyler, Randy '70-71-72
 Tyler, Wendell '73-74-75-76

U
 Umodu, Tobi '10

V
 Van Rodney '04-05-06-07
 Vanis, Mike '99-00
 Vannatta, Chuck '43-44
 Vassar, Brad '75
 Veal, Zeno '71
 Velasco, Alfredo '86-87-88-89
 Velasco, Louis '28
 Velega, Byron '05
 Vena, Don '59-60-61
 Verner, Alterraun '06-07-08-09
 Verney, Terry '70-71-72
 Versen, Walter '46
 Verti, Mark '96-97-98
 Vieira, Steven '01-02-03-04
 Viger, Joe '38-39
 Villalobos, Ray '86-87
 Villaneuva, Primo '53-54
 Viney, Courtney '08-09-10
 Vlack, Russ '46
 Von Sonn, Andy '60-61-62
 Vujovich, Roy '48-49

W
 Waddell, Tom '72-73-74
 Waddleton, Tim '94
 Wagner, Jim '88-89-90
 Wahler, Jim '85-86-87-88
 Wai, Francis '37-38
 Walen, Mark '82-83-84-85

Walendy, Craig '95-96-97-98
 Walker, Bruce '90-91-92
 Walker, John '61-62-63
 Walker, Ken '76-77-78
 Walker, Kevin '93-94-95
 Walker, Rick '74-75-76
 Walker, Rob '92-93-94-95
 Walker, Wesley '02-03-04-05
 Wallace, Jim '57-58-59
 Wallen, Dick '56-57-58
 Walter, Charlie '20-21
 Walton, Bruce '70-71-72
 Walton, Cyril '25
 Walton, Gary '92-93-94-95
 Ward, Chris '10
 Ward, Jess '06-07-08-09
 Ward, Phillip '93-94-95-96
 Ware, Aaron '06-07-08-09
 Ware, Matt '01-02-03
 Ware, Tom '65-66
 Warfield, Tim '01-02-03-04
 Wargo, John '71
 Warnick, Russ '84-85-86-87
 Washington, Daron '91-92-93-94
 Washington, Kenny '37-38-39
 Washington, James '84-85-86-87
 Wassel, Doug '84-85-86-87
 Waterfield, Bob '41-42-44
 Waters, Gene '95-96
 Watson, Bob '48-49-50
 Watson, Jarvis '95
 Watts, Jack '44-46
 Way, Guy '50
 Wayland, Cory '89-90-91
 Webb, Josh '97-98-99-00
 Webb, Micah '97-98-99-00
 Weeden, Bob '57-61
 Weisman, Mark '97
 Weisstein, Julie '49-50-51
 Welch, Herb '83-84
 Wellendorf, Leonard '29-30-31
 Wentzel, Donald '25-26
 Werner, Matt '90-91-92-93
 Wescott, Walt '21-22-23
 West, Bert '44-45-46
 West, Doug '81-82-83
 Westgate, Sean '08-09-10
 Westland, Duke '36
 Wetzel, Warren '63
 Wheeler, Bob '44-45
 White, Brett '74-75
 White, Gordon '22
 White, John '62-63
 White Jr., Manuel '01-02-03-04
 White, Roger '53-54-55
 White, Tony '97-98-99-00
 Whitebook, Milt '39-40
 Whitenight, Tom '85-86-87
 Whitfield, Clint '56-57-58
 Whitfield, Eric '96-97-98-99
 Whitney, Jerry '47
 Whittington, Aaron '04-05-06-07
 Widmer, Don '67-68-69
 Wiener, Herb '40-41-42-43
 Wikert, Ryan '00
 Wilcox, Bryan '87-88
 Wilcox, Tom '26-27
 Wilder, Marc '88-89-90-91
 Wiley, Bryan '81-82-83-84
 Wiley, Micheal '96-97-98
 Wilford, David '98
 Wilkes, Rick '69-70
 Wilkins, Ryan '98-99-00
 Wilkinson, Bob '48-49-50
 Wilks, Deon '90
 Williams, Billy Bob '35-36-37
 Williams, Dave '50
 Williams, Derrick '04-05-06
 Williams, Dokie '78-79-80-82
 Williams, Eddie '09-10
 Williams, Greg '73-74
 Williams, Jim '74-76
 Williams, Julius '98-99
 Williams, Kevin '89-90-91-92
 Williams, Lewis '52
 Williams, Michael '89-90-91-92
 Williams, Robin '39-40
 Williams, Rusty '99-00-01-02
 Williams, Shaun '94-95-96-97
 Williams, Steve '73
 Williams, Steve '81-82-83
 Willis, Matt '05-06
 Willmer, Brian '94-95-96-97
 Willoughby, Howard '30
 Wills, Duane '59-60



Alfredo Velasco

Wills, Shawn '88-89-90-91
 Wilson, Al '84-85
 Wilson, Kirk '56-57-58
 Wilton, Wilton '33-34
 Windom, Glenn '78-80-81
 Wingle, Blake '80-81-82
 Winnek, John '88-89-90-91
 Witcher, Dick '64-65
 Witt, Dean '43-44-46
 Woelfel, Rod '42-45
 Wollard, Ron '76-77
 Womble, Wendell '34
 Wood, John '32
 Woodfin, London '91-92-93-94
 Woods, Bill '44-47
 Woolley, Don '76
 Worley, Blake '99-00
 Wright, Doc '21
 Wrightman, Tim '78-79-80-81
 Wyatt, Harold '20
 Wyrick, Celestine '36-37-38

Y
 Yearick, Clayton '32-33
 Yelich, Chris '80-81-82-83
 Young, Chuck '44
 Young, H. M. '43
 Young, Mike '81-82-83-84
 Yount, Christian '07-08-09-10
 Yturralde, Martin '19
 Yurosek, Gary '56

Z
 Zaby, Carl '74-75
 Zaby, John '36-39
 Zamano, Rosco '96
 Zarubica, Mladin '37-38-39
 Zdenek, Jason '97-00
 Zelinka, Bob '50-51
 Zeno, Eric '87
 Zeno, Joe '60-61-62
 Zeno, Lance '87-88-89-90
 Zeno, Larry '62-63-64
 Zilinskas, John '88-90
 Zimmerman, Kurt '65-66
 Zimmerman, Meyer '29
 Zumwalt, Jordan '10
 Zwaneveld, Onno '83-84-85-86

TRUE FRESHMEN STARTERS*

| Player | Pos | Year |
|-------------------------|-----|-------|
| Owamagbe Odighizuwa (6) | DE | 2010 |
| Xavier Su'a-Filo (13) | OT | 2009 |
| Sheldon Price (11) | CB | 2009 |
| Rahim Moore (12) | FS | 2008 |
| Taylor Embree (8) | WR | 2008 |
| Jeff Baca (8) | OT | 2008 |
| Cory Harkey (7) | TE | 2008 |
| Brian Price (5) | DT | 2007 |
| Chase Moline (9) | DT | 2005 |
| Shannon Tevaga (6) | OG | 2004 |
| Jarrad Page (10) | S | 2002 |
| Matt Ware (11) | CB | 2001 |
| Nate Fikse (11) | P | 1999 |
| Ricky Manning, Jr. (9) | CB | 1999 |
| Marques Anderson (5) | CB | 1997 |
| Cheyane Caldwell (5) | FB | 1995 |
| Cade McNown (9) | QB | 1995 |
| Chris Sailer (12) | P | 1995 |
| Javelin Guidry (4) | CB | 1994 |
| Jonathan Ogden (5) | OT | 1992 |
| Carlton Gray (8) | CB | 1989 |
| John Lee (12) | PK | 1982 |
| Lupe Sanchez (8) | CB | 1979 |
| Norm Johnson (12) | PK | 1978† |
| Kenny Easley (10) | FS | 1977 |
| Billy Don Jackson (7) | DL | 1977 |
| Manu Tuasiosopo (5) | DL | 1975 |
| Ray Burks (8) | TE | 1973 |

(Had to start more games than anyone else at the position to be listed) †Kickoffs only, as a freshman

REDSHIRT FRESHMEN STARTERS*

| Player | Pos | Year |
|--------------------|-----|------|
| Keenan Graham | DE | 2010 |
| Kevin Prince | QB | 2009 |
| Johnathan Franklin | TB | 2009 |
| Jeff Locke | P | 2009 |
| Steve Sloan | LB | 2008 |
| Mike Harris | OT | 2008 |
| Kai Forbath | PK | 2007 |
| Reggie Carter | LB | 2006 |
| Aleksey Lanis | OT | 2006 |
| Aaron Perez | P | 2005 |
| Justin Medlock | PK | 2003 |
| Tyler Ebell | TB | 2002 |
| Spencer Havner | LB | 2002 |
| Mike McCloskey | C | 2002 |
| Eyoseph Eiseff | OG | 2001 |
| Rodney Leisle | DT | 2000 |
| Cory Paus | QB | 1999 |
| Mike Saffer | OG | 1999 |
| Rusty Williams | DE | 1999 |
| Blake Worley | OT | 1999 |
| Santi Hall | LB | 1998 |
| Ryan Nece | LB | 1998 |
| Jason Stephens | SS | 1998 |
| Kris Farris | OT | 1996 |
| Chad Overhauser | OT | 1994 |
| Bjorn Merten | PK | 1993 |
| Donnie Edwards | OLB | 1992 |
| Carl Greenwood | CB | 1991 |
| Craig Novitsky | OT | 1990 |
| Vaughn Parker | OT | 1990 |
| Tommy Maddox | QB | 1990 |
| Courtney Keyler | P | 1990 |
| Brett Johnson | QB | 1989 |
| Matt Darby | SS | 1988 |
| Alfredo Velasco | PK | 1986 |
| Dennis Price | SS | 1984 |
| James Washington | FS | 1984 |
| Kevin Buenafe | P | 1981 |
| Jojo Townsell | FL | 1979 |

FOUR-YEAR STARTERS*

| Player | Pos | Years |
|--------------------|-----|----------------|
| Kai Forbath | PK | 2007-10 |
| Christian Yount | LS | 2007-10 |
| Reggie Carter | LB | 2006-09 |
| Trey Brown | CB | 2004-07 |
| Shannon Tevaga | OG | 2004-07 |
| Justin Medlock | PK | 2003-06 |
| Jarrad Page | SS | 2002-05 |
| Nate Fikse | P | 1999-02 |
| Ricky Manning, Jr. | CB | 1999-02 |
| Cory Paus | QB | 1999-02 |
| Mike Saffer | OT | 1999-02 |
| Ryan Nece | LB | 1998-01 |
| Cade McNown | QB | 1995-98 |
| Chad Overhauser | OT | 1994-97 |
| Bjorn Merten | PK | 1993-96 |
| Jonathan Ogden | OT | 1992-95 |
| Craig Novitsky | OG | 1990-93 |
| Vaughn Parker | OT | 1990-93 |
| Carlton Gray | CB | 1989-92 |
| Matt Darby | SS | 1988-91 |
| Alfredo Velasco | PK | 1986-89 |
| James Washington | FS | 1984-87 |
| John Lee | PK | 1982-85 |
| Kevin Buenafe | P | 1981-84 |
| Lupe Sanchez | CB | 1979-80, 82-83 |
| Jojo Townsell | FL | 1979-82 |
| Kenny Easley | FS | 1977-80 |
| Manu Tuasiosopo | DL | 1975-78 |

*1972-present

GAME-BY-GAME RECORD (1910-2010)

1919: FRED W. COZENS

| | | | | |
|--------------------------|---|----|---------------------|-----|
| 10/3 | L | 0 | at Manual Arts HS | 74 |
| 10/10 | L | 6 | at Hollywood HS | 19 |
| 10/17 | L | 12 | at Bakersfield HS | 27 |
| 10/24 | W | 7 | Occidental Frosh | 2 |
| 10/30 | W | 7 | Los Angeles JC | 0 |
| 11/7 | L | 0 | USS Idaho | 20 |
| 11/14 | L | 7 | Los Angeles JC | 21 |
| 11/21 | L | 13 | at Occidental Frosh | 30 |
| 52 | | | Season totals | 193 |
| W—2, L—6, T—0; Pct. .250 | | | | |

1920: HARRY TROTTER

| | | | | |
|--------------------------|---|----|---------------|-----|
| 10/2 | L | 0 | at Pomona | 41 |
| 10/9 | L | 0 | Occidental | 21 |
| 10/30 | L | 21 | at Redlands | 27 |
| 11/13 | L | 0 | Caltech | 32 |
| 11/20 | L | 0 | at Whittier | 103 |
| 21 | | | Season totals | 224 |
| W—0, L—5, T—0; Pct. .000 | | | | |

1921: HARRY TROTTER

| | | | | |
|--------------------------|---|---|---------------|-----|
| 10/8 | L | 7 | Redlands | 35 |
| 10/15 | L | 7 | Pomona | 55 |
| 10/29 | L | 0 | at Occidental | 35 |
| 11/5 | L | 0 | Whittier | 62 |
| 11/11 | L | 0 | at Caltech | 27 |
| 14 | | | Season totals | 214 |
| W—0, L—5, T—0; Pct. .000 | | | | |

1922: HARRY TROTTER

| | | | | |
|--------------------------|---|----|--------------------|----|
| 10/7 | W | 24 | at San Diego State | 6 |
| 10/14 | W | 34 | at Redlands | 9 |
| 10/21 | L | 7 | Occidental | 14 |
| 11/4 | T | 6 | at Whittier | 6 |
| 11/18 | L | 6 | at Pomona | 20 |
| 11/25 | L | 6 | Caltech | 7 |
| 83 | | | Season totals | 62 |
| W—2, L—3, T—1; Pct. .417 | | | | |

1923: JAMES CLINE

| | | | | |
|--------------------------|---|----|---------------------|-----|
| 10/13 | W | 12 | San Diego State | 0 |
| 10/20 | W | 6 | Loyola | 0 |
| 10/27 | L | 12 | Whittier | 14 |
| 11/3 | L | 6 | Pomona | 27 |
| 11/12 | L | 6 | Redlands | 12 |
| 11/17 | L | 6 | at Occidental | 20 |
| 11/24 | L | 6 | Caltech (Rose Bowl) | 59 |
| 54 | | | Season totals | 132 |
| W—2, L—5, T—0; Pct. .286 | | | | |

1924: JAMES CLINE

| | | | | |
|--------------------------|---|----|--------------------|-----|
| 10/4 | T | 0 | Loyola | 0 |
| 10/11 | L | 13 | La Verne | 14 |
| 10/18 | L | 0 | at Whittier | 6 |
| 10/25 | L | 7 | Occidental | 20 |
| 11/1 | L | 7 | at Pomona | 50 |
| 11/11 | T | 0 | at Redlands | 0 |
| 11/15 | T | 13 | at San Diego State | 13 |
| 11/22 | L | 0 | Caltech | 6 |
| 40 | | | Season totals | 109 |
| W—0, L—5, T—3; Pct. .188 | | | | |

1925: WILLIAM H. SPAULDING

| | | | | |
|--------------------------|---|----|-----------------|-----|
| 9/26 | W | 7 | San Diego State | 0 |
| 10/3 | W | 16 | La Verne | 0 |
| 10/10 | W | 26 | Pomona | 0 |
| 10/16 | L | 0 | Whittier | 7 |
| 10/24 | W | 9 | at Occidental | 0 |
| 10/31 | L | 0 | at St. Mary's | 28 |
| 11/7 | W | 23 | Redlands | 0 |
| 11/14 | L | 0 | at Stanford | 82 |
| 11/21 | T | 10 | at Caltech | 10 |
| 91 | | | Season totals | 130 |
| W—5, L—3, T—1; Pct. .611 | | | | |

1926: WILLIAM H. SPAULDING

| | | | | |
|--------------------------|---|----|-------------------|----|
| 9/25 | W | 25 | Santa Barbara St. | 0 |
| 10/9 | W | 42 | San Diego State | 7 |
| 10/16 | L | 6 | at Whittier | 16 |
| 10/23 | W | 27 | at Pomona | 7 |
| 11/6 | W | 24 | Occidental | 7 |
| 11/13 | W | 26 | at Redlands | 3 |
| 11/20 | L | 3 | Caltech | 7 |
| 11/27 | L | 0 | Iowa State | 20 |
| 153 | | | Season totals | 67 |
| W—5, L—3, T—0; Pct. .625 | | | | |

1927: WILLIAM H. SPAULDING

| | | | | |
|--------------------------|---|----|-------------------|----|
| 9/24 | W | 33 | Santa Barbara St. | 0 |
| 10/1 | W | 7 | Fresno State | 0 |
| 10/8 | W | 25 | Whittier | 6 |
| 10/15 | W | 8 | Occidental | 0 |
| 10/28 | W | 32 | Redlands | 0 |
| 11/5 | T | 7 | Pomona | 7 |
| 11/12 | W | 13 | at Caltech | 0 |
| 11/19 | L | 13 | at Arizona | 16 |
| 11/26 | L | 6 | Drake | 25 |
| 144 | | | Season totals | 54 |
| W—6, L—2, T—1; Pct. .722 | | | | |

1928: WILLIAM H. SPAULDING

| | | | | |
|--|---|----|-------------------|-----|
| 9/22 | W | 19 | Santa Barbara St. | 0 |
| 9/29 | T | 7 | Arizona | 7 |
| 10/6 | W | 32 | at Caltech | 0 |
| 10/13 | L | 7 | at Stanford | 45 |
| 10/20 | W | 29 | Pomona | 0 |
| 10/27 | L | 6 | at Idaho | 20 |
| 11/10 | L | 0 | at Washington St. | 38 |
| 11/17 | W | 65 | La Verne | 0 |
| 11/29 | L | 6 | Oregon | 26 |
| 171 | | | Season totals | 136 |
| W—4, L—4, T—1; Pct. .500 9th in PCC | | | | |

1929: WILLIAM H. SPAULDING

| | | | | |
|--|---|----|---------------|-----|
| 9/28 | L | 0 | USC | 76 |
| 10/5 | W | 56 | Fresno State | 6 |
| 10/12 | L | 0 | Stanford | 57 |
| 10/19 | W | 31 | at Caltech | 0 |
| 10/26 | W | 20 | Pomona | 0 |
| 11/2 | L | 0 | at Oregon | 27 |
| 11/16 | L | 0 | at St. Mary's | 24 |
| 11/28 | W | 14 | Montana | 0 |
| 121 | | | Season totals | 190 |
| W—4, L—4, T—0; Pct. .500 6th in PCC | | | | |

1930: WILLIAM H. SPAULDING

| | | | | |
|---|---|----|---------------|-----|
| 9/27 | L | 0 | USC | 52 |
| 10/11 | W | 21 | Pomona | 0 |
| 10/17 | L | 6 | St. Mary's | 21 |
| 10/24 | W | 30 | Caltech | 0 |
| 10/31 | L | 0 | Stanford | 20 |
| 11/8 | L | 0 | at Oregon | 7 |
| 11/21 | L | 0 | Oregon State | 19 |
| 11/29 | W | 20 | Idaho | 6 |
| 77 | | | Season totals | 125 |
| W—3, L—5, T—0; Pct. .375 Tied for 8th in PCC | | | | |

1931: WILLIAM H. SPAULDING

| | | | | |
|--|---|----|-------------------|----|
| 9/25 | T | 0 | Occidental | 0 |
| 10/3 | L | 0 | at Washington St. | 13 |
| 10/17 | L | 0 | at Northwestern | 19 |
| 10/24 | W | 46 | Pomona | 0 |
| 10/31 | L | 6 | at Stanford | 12 |
| 11/11 | W | 12 | St. Mary's | 0 |
| 11/21 | L | 6 | Oregon | 13 |
| 11/26 | W | 13 | Florida | 0 |
| 83 | | | Season totals | 57 |
| W—3, L—4, T—1; Pct. .438 9th in PCC | | | | |

1932: WILLIAM H. SPAULDING

| | | | | |
|--|---|----|------------------|----|
| 9/23 | W | 26 | Calif. Aggies | 0 |
| 9/30 | W | 6 | Idaho | 0 |
| 10/15 | W | 12 | at Oregon | 0 |
| 10/22 | W | 51 | Caltech | 7 |
| 10/29 | W | 13 | Stanford | 6 |
| 11/11 | L | 7 | St. Mary's | 14 |
| 11/19 | W | 32 | Montana | 0 |
| 11/24 | L | 0 | Washington State | 3 |
| 12/3 | L | 0 | Washington | 19 |
| 12/17 | L | 2 | at Florida | 12 |
| 149 | | | Season totals | 61 |
| W—6, L—4, T—0; Pct. .600 3rd in PCC | | | | |

1933: WILLIAM H. SPAULDING

| | | | | |
|--|---|----|----------------------|----|
| 9/23 | W | 34 | Los Angeles JC | 0 |
| 9/23 | W | 13 | San Diego State | 0 |
| 9/30 | L | 0 | at Stanford | 3 |
| 10/6 | W | 22 | Utah | 0 |
| 10/21 | W | 20 | Loyola | 7 |
| 10/28 | L | 0 | Oregon | 7 |
| 11/4 | T | 0 | California | 0 |
| 11/11 | W | 14 | at San Diego Marines | 13 |
| 11/18 | L | 0 | at Washington | 10 |
| 11/25 | L | 14 | St. Mary's | 22 |
| 11/30 | W | 7 | Washington State | 0 |
| 123 | | | Season totals | 62 |
| W—6, L—4, T—1; Pct. .591 5th in PCC | | | | |

1934: WILLIAM H. SPAULDING

| | | | | |
|--|---|----|-------------------|----|
| 9/22 | W | 14 | Pomona | 0 |
| 9/22 | W | 20 | San Diego State | 0 |
| 9/29 | L | 3 | at Oregon | 26 |
| 10/13 | W | 16 | Montana | 0 |
| 10/20 | L | 0 | at California | 3 |
| 10/27 | W | 49 | California Aggies | 0 |
| 11/3 | L | 0 | Stanford | 27 |
| 11/12 | W | 6 | St. Mary's | 0 |
| 11/24 | W | 25 | Oregon State | 7 |
| 11/29 | W | 13 | Loyola | 6 |
| 146 | | | Season totals | 69 |
| W—7, L—3, T—0; Pct. .700 6th in PCC | | | | |

1935: WILLIAM H. SPAULDING

| | | | | |
|---|---|----|---------------|----|
| 9/28 | W | 39 | Utah State | 0 |
| 10/5 | W | 20 | Oregon State | 7 |
| 10/19 | W | 7 | at Stanford | 6 |
| 10/26 | W | 33 | Oregon | 6 |
| 11/2 | L | 2 | California | 14 |
| 11/9 | L | 0 | SMU | 21 |
| 11/15 | W | 19 | Hawaii | 6 |
| 11/23 | W | 14 | Loyola | 6 |
| 12/7 | W | 13 | Idaho | 6 |
| 12/14 | W | 13 | at St. Mary's | 7 |
| 160 | | | Season totals | 79 |
| W—8, L—2, T—0; Pct. .800 Tied for 1st in PCC | | | | |

1936: WILLIAM H. SPAULDING

| | | | | |
|--|---|----|------------------|----|
| 9/26 | W | 21 | Occidental | 0 |
| 9/26 | W | 26 | Pomona | 0 |
| 10/2 | W | 30 | Montana | 0 |
| 10/10 | L | 0 | Washington | 14 |
| 10/17 | W | 17 | at California | 6 |
| 10/24 | W | 22 | Oregon State | 13 |
| 10/31 | L | 6 | Stanford | 19 |
| 11/7 | W | 7 | at Oregon | 0 |
| 11/14 | L | 7 | Washington State | 32 |
| 11/26 | T | 7 | at USC | 7 |
| 143 | | | Season totals | 91 |
| W—6, L—3, T—1; Pct. .650 5th in PCC | | | | |

1937: WILLIAM H. SPAULDING

| | | | | |
|--|---|----|------------------|-----|
| 9/24 | W | 26 | Oregon | 13 |
| 10/9 | L | 7 | at Stanford | 12 |
| 10/16 | T | 7 | at Oregon State | 7 |
| 10/23 | L | 0 | Washington State | 3 |
| 10/30 | L | 14 | California | 27 |
| 11/13 | L | 0 | at Washington | 26 |
| 11/20 | L | 13 | SMU | 26 |
| 11/27 | W | 13 | Missouri | 0 |
| 12/4 | L | 13 | USC | 19 |
| 93 | | | Season totals | 133 |
| W—2, L—6, T—1; Pct. .278 8th in PCC | | | | |

1938: WILLIAM H. SPAULDING

| | | | | |
|--|---|----|-------------------|-----|
| 9/23 | W | 27 | Iowa | 3 |
| 10/1 | L | 12 | at Oregon | 14 |
| 10/8 | W | 13 | Washington | 0 |
| 10/15 | L | 7 | at California | 20 |
| 10/22 | W | 33 | Idaho | 0 |
| 10/29 | W | 6 | Stanford | 0 |
| 11/5 | W | 21 | at Washington St. | 0 |
| 11/12 | L | 7 | Wisconsin (15) | 14 |
| 11/24 | L | 7 | at USC (14) | 42 |
| 12/10 | T | 6 | Oregon State | 6 |
| 12/26 | W | 46 | at Honolulu Town | 0 |
| 1/2 | W | 32 | at Hawaii | 0 |
| 217 | | | Season totals | 106 |
| W—7, L—4, T—1; Pct. .625 4th in PCC | | | | |

1939: EDWIN C. HORRELL

| | | | | |
|--|---|----|-----------------------|----|
| 9/29 | W | 6 | Texas Christian | 2 |
| 10/7 | W | 14 | at Washington | 7 |
| 10/14 | T | 14 | at Stanford | 14 |
| 10/21 | W | 20 | Montana | 6 |
| 10/28 | W | 16 | Oregon | 6 |
| 11/4 | W | 20 | (19) California | 7 |
| 11/18 | T | 0 | (11) Santa Clara (14) | 0 |
| 11/25 | T | 13 | (13) Oregon State | 13 |
| 11/30 | W | 24 | (13) Washington State | 7 |
| 12/9 | T | 0 | (9) at USC (3) | 0 |
| 127 | | | Season totals | 62 |
| W—6, L—0, T—4; Pct. .800 2nd in PCC Ranked 7th by AP | | | | |

1940: EDWIN C. HORRELL

| | | | | |
|--|---|----|------------------|-----|
| 9/27 | L | 6 | SMU | 9 |
| 10/4 | L | 6 | Santa Clara | 9 |
| 10/12 | L | 0 | Texas A&M | 7 |
| 10/19 | L | 7 | at California | 9 |
| 10/26 | L | 0 | Oregon State | 7 |
| 11/2 | L | 14 | Stanford (6) | 20 |
| 11/9 | L | 0 | at Oregon | 18 |
| 11/16 | W | 34 | Washington State | 26 |
| 11/23 | L | 0 | Washington (13) | 41 |
| 11/30 | L | 12 | at USC | 28 |
| 79 | | | Season totals | 174 |
| W—1, L—9, T—0; Pct. .100 8th in PCC | | | | |

1941: EDWIN C. HORRELL

| | | | | |
|-------|---|--------------------------|------------------|-----|
| 9/26 | W | 7 | Washington State | 6 |
| 10/4 | L | 0 | at Stanford | 33 |
| 10/10 | W | 14 | Montana | 7 |
| 10/18 | L | 7 | at Washington | 14 |
| 10/25 | W | 14 | Oregon (16) | 7 |
| 11/1 | L | 7 | California | 27 |
| 11/8 | L | 0 | at Oregon State | 19 |
| 11/15 | W | 29 | Camp Haan | 0 |
| 11/22 | L | 13 | Santa Clara | 31 |
| 12/6 | T | 7 | USC | 7 |
| 12/20 | W | 30 | at Florida | 27 |
| | | 128 | Season totals | 178 |
| | | W—5, L—5, T—1; Pct. .500 | | |
| | | Tied for 5th in PCC | | |

GAME-BY-GAME RECORD (1910-2010)

| 1947: BERT LaBRUCHERIE | | | | |
|--------------------------|---|----|---------------------|----|
| 9/26 | W | 22 | Iowa | 7 |
| 10/4 | L | 26 | at Northwestern | 27 |
| 10/11 | W | 24 | Oregon | 7 |
| 10/18 | W | 39 | (19)at Stanford | 6 |
| 10/25 | L | 0 | (16)SMU (12) | 7 |
| 11/1 | L | 0 | (19)California (14) | 6 |
| 11/8 | W | 27 | at Oregon State | 7 |
| 11/15 | W | 34 | Washington | 7 |
| 11/22 | L | 0 | (18)at USC (4) | 6 |
| 172 Season totals | | | | |
| W—5, L—4, T—0; Pct. .555 | | | | |
| 4th in PCC | | | | |

| 1948: BERT LaBRUCHERIE | | | | |
|--------------------------|---|----|-------------------|----|
| 9/18 | W | 48 | Washington State | 26 |
| 9/25 | L | 0 | Northwestern | 19 |
| 10/2 | W | 28 | Idaho | 12 |
| 10/9 | L | 6 | at Washington | 37 |
| 10/16 | L | 14 | Stanford | 24 |
| 10/23 | L | 0 | Oregon State | 28 |
| 10/30 | W | 27 | at Nebraska | 15 |
| 11/6 | L | 13 | at California (5) | 28 |
| 11/12 | L | 7 | Oregon (15) | 26 |
| 11/20 | L | 13 | USC | 20 |
| 156 Season totals | | | | |
| W—3, L—7, T—0; Pct. .300 | | | | |
| 8th in PCC | | | | |

| 1949: RED SANDERS | | | | |
|--------------------------|---|----|-------------------|----|
| 9/16 | W | 35 | Oregon State | 13 |
| 9/24 | W | 41 | at Iowa | 25 |
| 9/30 | W | 35 | at Oregon | 27 |
| 10/8 | W | 14 | (18)at Stanford | 7 |
| 10/15 | L | 0 | (13)Santa Clara | 14 |
| 10/22 | W | 27 | at Washington St. | 20 |
| 10/29 | L | 21 | (20)California | 35 |
| 11/12 | W | 47 | Washington | 26 |
| 11/19 | L | 7 | at USC | 21 |
| 227 Season totals | | | | |
| W—6, L—3, T—0; Pct. .667 | | | | |
| 2nd in PCC | | | | |

| 1950: RED SANDERS | | | | |
|--------------------------|---|----|------------------------|----|
| 9/23 | W | 28 | Oregon | 0 |
| 9/30 | W | 42 | Washington State | 0 |
| 10/7 | L | 20 | (13)at Washington (10) | 21 |
| 10/13 | L | 6 | Illinois | 14 |
| 10/21 | W | 21 | Stanford (6) | 7 |
| 10/28 | W | 20 | (18)at Purdue | 6 |
| 11/4 | W | 20 | (19)Oregon State | 13 |
| 11/11 | L | 0 | (19)at California (6) | 35 |
| 11/25 | W | 39 | USC | 0 |
| 196 Season totals | | | | |
| W—6, L—3, T—0; Pct. .667 | | | | |
| 3rd in PCC | | | | |

| 1951: RED SANDERS | | | | |
|--------------------------------|---|----|------------------|----|
| 9/21 | L | 14 | Texas A&M (6) | 21 |
| 9/29 | L | 13 | at Illinois (10) | 27 |
| 10/6 | W | 44 | Santa Clara | 17 |
| 10/13 | L | 7 | at Stanford (19) | 21 |
| 10/20 | W | 41 | Oregon | 0 |
| 11/3 | W | 21 | California (9) | 7 |
| 11/10 | W | 7 | at Oregon State | 0 |
| 11/17 | T | 20 | (18)Washington | 20 |
| 11/24 | W | 21 | (18)at USC (11) | 7 |
| 188 Season totals | | | | |
| W—5, L—3, T—1; Pct. .611 | | | | |
| 2nd in PCC | | | | |
| Ranked 17th by AP, T-17 by UPI | | | | |

| 1952: RED SANDERS | | | | |
|--------------------------|---|----|-------------------------|----|
| 9/20 | W | 13 | (18) Oregon | 6 |
| 9/27 | W | 14 | (18)Texas Christian (9) | 0 |
| 10/4 | W | 32 | (14)at Washington | 7 |
| 10/11 | W | 20 | (11)Rice | 0 |
| 10/18 | W | 24 | (10)Stanford (13) | 14 |
| 10/25 | W | 20 | (8)at Wisconsin (10) | 7 |
| 11/1 | W | 28 | (7)at California (11) | 7 |
| 11/8 | W | 57 | (5)Oregon State | 0 |
| 11/22 | L | 12 | (3)USC (4) | 14 |
| 220 Season totals | | | | |
| W—8, L—1, T—0; Pct. .889 | | | | |
| 2nd in PCC | | | | |
| Ranked 6th by AP, UPI | | | | |

| 1953: RED SANDERS | | | | |
|------------------------------|---|----|------------------------|----|
| 9/18 | W | 41 | (4)Oregon State | 0 |
| 9/25 | W | 19 | (4)Kansas | 7 |
| 10/3 | W | 12 | (5)at Oregon | 0 |
| 10/9 | W | 13 | (6)Wisconsin | 0 |
| 10/17 | L | 20 | (4)at Stanford | 21 |
| 10/24 | W | 44 | (12)Washington State | 7 |
| 10/31 | W | 20 | (10)California | 7 |
| 11/14 | W | 22 | (7)Washington | 6 |
| 11/21 | W | 13 | (5)at USC (9) | 0 |
| 1/1 | L | 20 | (5) Michigan State (8) | 28 |
| (Rose Bowl) | | | | |
| 224 Season totals | | | | |
| W—8, L—2, T—0; Pct. .800 | | | | |
| 1st in PCC | | | | |
| Ranked 4th by UPI, 5th by AP | | | | |

| 1954: RED SANDERS | | | | |
|------------------------------|---|----|--------------------|----|
| 9/18 | W | 67 | (8)San Diego NTC | 0 |
| 9/25 | W | 32 | (8)at Kansas | 7 |
| 10/1 | W | 12 | (4)Maryland (6) | 7 |
| 10/9 | W | 21 | (2)at Washington | 20 |
| 10/16 | W | 72 | (3)Stanford | 0 |
| 10/23 | W | 61 | (3)at Oregon State | 0 |
| 10/30 | W | 27 | (3)at California | 6 |
| 11/6 | W | 41 | (1)Oregon | 0 |
| 11/20 | W | 34 | (2) USC (7) | 0 |
| 367 Season totals | | | | |
| W—9, L—0, T—0; Pct. 1.000 | | | | |
| 1st in PCC | | | | |
| NATIONAL CHAMPIONS (UPI) | | | | |
| Ranked 1st by UPI, 2nd by AP | | | | |

| 1955: RED SANDERS | | | | |
|--------------------------|---|----|--------------------------|----|
| 9/16 | W | 21 | (1)Texas A&M | 0 |
| 9/24 | L | 0 | (1)at Maryland (5) | 7 |
| 10/1 | W | 55 | (7)at Washington St. | 0 |
| 10/7 | W | 38 | (7)Oregon State | 0 |
| 10/15 | W | 21 | (9)at Stanford | 13 |
| 10/21 | W | 33 | (7) Iowa | 13 |
| 10/29 | W | 47 | (6)California | 0 |
| 11/5 | W | 34 | (5)at College of Pacific | 0 |
| 11/12 | W | 19 | (4)Washington | 17 |
| 11/19 | W | 17 | (5)at USC | 7 |
| 1/2 | L | 14 | (4)Michigan State | 17 |
| (Rose Bowl) | | | | |
| 299 Season totals | | | | |
| W—9, L—2, T—0; Pct. .818 | | | | |
| 1st in PCC | | | | |
| Ranked 4th by AP, UPI | | | | |

| 1956: RED SANDERS | | | | |
|--------------------------|---|----|-------------------|----|
| 9/21 | W | 13 | (17)Utah | 7 |
| 9/29 | L | 13 | at Michigan (13) | 42 |
| 10/5 | W | 6 | Oregon | 0 |
| 10/13 | W | 28 | Washington State | 0 |
| 10/20 | W | 34 | at California | 20 |
| 10/27 | L | 7 | at Oregon State | 21 |
| 11/3 | W | 14 | Stanford (10) | 13 |
| 11/10 | W | 13 | (19)at Washington | 9 |
| 11/17 | W | 13 | Kansas | 0 |
| 11/24 | L | 7 | USC | 10 |
| 148 Season totals | | | | |
| W—7, L—3, T—0; Pct. .700 | | | | |
| Tied for 2nd in PCC | | | | |

| 1957: RED SANDERS | | | | |
|--------------------------|---|----|-----------------------|----|
| 9/20 | W | 47 | Air Force | 0 |
| 9/27 | W | 16 | Illinois | 6 |
| 10/5 | L | 0 | at Oregon | 21 |
| 10/12 | W | 19 | Washington | 0 |
| 10/19 | W | 26 | Oregon State (7) | 7 |
| 10/26 | L | 6 | (15)at Stanford | 20 |
| 11/2 | W | 16 | California | 14 |
| 11/9 | W | 19 | at Washington St. | 13 |
| 11/16 | W | 21 | at College of Pacific | 0 |
| 11/23 | W | 20 | at USC | 9 |
| 190 Season totals | | | | |
| W—8, L—2, T—0; Pct. .800 | | | | |
| 3rd in PCC | | | | |
| Ranked T-18th by UPI | | | | |

| 1958: GEORGE DICKERSON | | | | |
|------------------------|---|----|-----------------|----|
| 9/20 | L | 6 | Pittsburgh (19) | 27 |
| 9/27 | W | 18 | at Illinois | 14 |
| 10/4 | L | 0 | at Oregon State | 14 |

| BILL BARNES, ACTING COACH | | | | |
|---------------------------|---|----|------------------|----|
| 10/10 | L | 14 | Florida | 21 |
| 10/18 | W | 20 | at Washington | 0 |
| 10/25 | L | 19 | Stanford | 21 |
| 11/1 | L | 20 | Washington State | 38 |
| 11/8 | L | 17 | at California | 20 |
| 11/15 | W | 7 | Oregon | 3 |
| 11/22 | T | 15 | USC | 15 |
| 136 Season totals | | | | |
| W—3, L—6, T—1; Pct. .350 | | | | |
| 6th in PCC | | | | |

| 1959: BILL BARNES | | | | |
|--------------------------|---|----|----------------------|----|
| 9/18 | T | 0 | Purdue (11) | 0 |
| 10/3 | L | 21 | at Pittsburgh | 25 |
| 10/17 | W | 19 | California | 12 |
| 10/23 | L | 7 | Air Force | 20 |
| 10/31 | L | 8 | (17)Washington (17) | 23 |
| 11/7 | W | 55 | at Stanford | 13 |
| 11/13 | W | 21 | North Carolina State | 12 |
| 11/21 | W | 10 | at USC (4) | 3 |
| 11/28 | W | 21 | (20)Utah | 6 |
| 12/5 | L | 8 | (17)Syracuse (1) | 36 |
| 169 Season totals | | | | |
| W—5, L—4, T—1; Pct. .550 | | | | |
| Tied for 1st in AAWU | | | | |

| 1960: BILL BARNES | | | | |
|--------------------------|---|----|------------------------|----|
| 9/17 | W | 8 | Pittsburgh (7) | 7 |
| 9/24 | T | 27 | (8)at Purdue | 27 |
| 10/15 | L | 8 | (15)at Washington (13) | 10 |
| 10/22 | W | 26 | (19)Stanford | 8 |
| 10/29 | W | 7 | North Carolina State | 0 |
| 11/5 | W | 28 | (15)at California | 0 |
| 11/12 | W | 22 | (11)Air Force | 0 |
| 11/19 | L | 6 | (11)USC | 17 |
| 11/26 | W | 16 | at Utah | 9 |
| 12/3 | W | 27 | Duke (10) | 6 |
| 175 Season totals | | | | |
| W—7, L—2, T—1; Pct. .750 | | | | |
| 3rd in AAWU | | | | |

| 1961: BILL BARNES | | | | |
|--------------------------|---|----|-------------------|----|
| 9/23 | W | 19 | at Air Force | 6 |
| 9/30 | L | 6 | (9)at Michigan | 29 |
| 10/7 | L | 3 | at Ohio State (8) | 13 |
| 10/14 | W | 28 | Vanderbilt | 21 |
| 10/21 | W | 20 | Pittsburgh | 6 |
| 10/28 | W | 20 | at Stanford | 0 |
| 11/4 | W | 35 | California | 15 |
| 11/10 | W | 28 | Texas Christian | 7 |
| 11/18 | L | 13 | Washington | 17 |
| 11/25 | W | 10 | at USC | 7 |
| 1/1 | L | 3 | Minnesota | 21 |
| (Rose Bowl) | | | | |
| 185 Season totals | | | | |
| W—7, L—4, T—0; Pct. .636 | | | | |
| 1st in AAWU | | | | |
| Ranked 16th by AP | | | | |

| 1962: BILL BARNES | | | | |
|--------------------------|---|----|----------------|----|
| 10/6 | W | 9 | Ohio State (1) | 7 |
| 10/12 | W | 35 | Colorado State | 7 |
| 10/20 | L | 6 | at Pittsburgh | 8 |
| 10/27 | L | 7 | Stanford | 17 |
| 11/3 | W | 26 | at California | 16 |
| 11/10 | L | 11 | Air Force | 17 |
| 11/17 | L | 0 | at Washington | 30 |
| 11/24 | L | 3 | USC (1) | 14 |
| 12/1 | W | 14 | at Utah | 11 |
| 12/8 | L | 7 | Syracuse | 12 |
| 118 Season totals | | | | |
| W—4, L—6, T—0; Pct. .400 | | | | |
| 5th in AAWU | | | | |

| 1963: BILL BARNES | | | | |
|--------------------------|---|----|---------------|-----|
| 9/20 | L | 0 | Pittsburgh | 20 |
| 9/28 | L | 14 | at Penn State | 17 |
| 10/5 | W | 10 | at Stanford | 9 |
| 10/11 | L | 7 | Syracuse | 29 |
| 10/19 | L | 12 | at Notre Dame | 27 |
| 10/25 | L | 12 | Illinois (4) | 18 |
| 11/2 | L | 0 | California | 25 |
| 11/9 | L | 21 | at Air Force | 48 |
| 11/16 | W | 14 | Washington | 0 |
| 11/30 | L | 6 | at USC | 26 |
| | | 96 | Season totals | 219 |
| W—2, L—8, T—0; Pct. .200 | | | | |
| 3rd in AAUW | | | | |

GAME-BY-GAME RECORD (1910-2010)

1971: PEPPER RODGERS

| | | | |
|--------------------------|---|------------------------|-----|
| 9/11 | L | 25 (15) Pittsburgh | 29 |
| 9/18 | L | 10 Texas (3) | 28 |
| 9/25 | L | 0 at Michigan (4) | 38 |
| 10/2 | L | 17 Oregon State | 34 |
| 10/9 | W | 34 at Washington State | 21 |
| 10/16 | W | 28 at Arizona | 12 |
| 10/23 | L | 24 California | 31 |
| 10/30 | L | 12 Washington | 23 |
| 11/6 | L | 9 at Stanford (12) | 20 |
| 11/20 | T | 7 at USC (15) | 7 |
| 166 Season totals | | | 243 |
| W—2, L—7, T—1; Pct. .250 | | | |
| 8th in Pacific-8 | | | |

1972: PEPPER RODGERS

| | | | |
|--------------------------------|---|------------------------|-----|
| 9/9 | W | 20 Nebraska (1) | 17 |
| 9/16 | W | 38 (8)at Pittsburgh | 28 |
| 9/23 | L | 9 (6)Michigan (12) | 26 |
| 9/29 | W | 65 (15)Oregon | 20 |
| 10/7 | W | 42 (14)Arizona | 31 |
| 10/14 | W | 37 (14)at Oregon State | 7 |
| 10/21 | W | 49 (11)at California | 13 |
| 10/28 | W | 35 (9)Washington State | 20 |
| 11/4 | W | 28 (8)Stanford | 23 |
| 11/11 | L | 21 (8)at Washington | 30 |
| 11/18 | L | 7 (14)USC (1) | 24 |
| 351 Season totals | | | 239 |
| W—8, L—3, T—0; Pct. .727 | | | |
| 2nd in Pacific-8 | | | |
| Ranked 15th by AP, T-17 by UPI | | | |

1973: PEPPER RODGERS

| | | | |
|-------------------------------|---|--------------------------|-----|
| 9/8 | L | 13 (10)at Nebraska (4) | 40 |
| 9/22 | W | 55 (18)Iowa | 18 |
| 9/29 | W | 34 (17)at Michigan State | 21 |
| 10/6 | W | 66 (16)Utah | 16 |
| 10/13 | W | 59 (15)at Stanford | 13 |
| 10/20 | W | 24 (13)at Washington St. | 13 |
| 10/27 | W | 61 (13) California | 21 |
| 11/3 | W | 62 (10)Washington | 13 |
| 11/10 | W | 27 (9)at Oregon | 7 |
| 11/17 | W | 56 (8)Oregon State | 14 |
| 11/24 | L | 13 (8)at USC (9) | 23 |
| 470 Season totals | | | 199 |
| W—9, L—2, T—0; Pct. .818 | | | |
| 2nd in Pacific-8 | | | |
| Ranked 9th by UPI, 12th by AP | | | |

1974: DICK VERMEIL

| | | | |
|---------------------------|---|---------------------------|-----|
| 9/7 | T | 17 (12) at Tennessee (16) | 17 |
| 9/21 | L | 10 (12)at Iowa | 21 |
| 9/28 | W | 56 Michigan State | 14 |
| 10/5 | W | 27 at Utah | 14 |
| 10/12 | T | 13 Stanford | 13 |
| 10/19 | W | 17 Washington State | 13 |
| 10/26 | W | 28 at California (20) | 3 |
| 11/2 | L | 9 (18)at Washington | 31 |
| 11/9 | W | 21 Oregon | 0 |
| 11/16 | W | 33 at Oregon State | 14 |
| 11/23 | L | 9 USC (8) | 34 |
| 240 Season totals | | | 174 |
| W—6, L—3, T—2; Pct. .636 | | | |
| Tied for 3rd in Pacific-8 | | | |

1975: DICK VERMEIL

| | | | |
|---------------------------|---|----------------------------|-----|
| 9/13 | W | 37 (16) Iowa State | 21 |
| 9/20 | W | 34 (12)Tennessee (10) | 28 |
| 9/27 | T | 20 (10)at Air Force | 20 |
| 10/4 | L | 20 (13) Ohio State (2) | 41 |
| 10/11 | W | 31 at Stanford | 21 |
| 10/18 | W | 37 (18)at Washington State | 23 |
| 10/25 | W | 28 (19) California | 14 |
| 11/1 | L | 13 (13) Washington | 17 |
| 11/8 | W | 50 at Oregon | 17 |
| 11/15 | W | 31 (19) Oregon State | 9 |
| 11/28 | W | 25 (14) at USC | 22 |
| 1/1 | W | 23 (11)Ohio State (1) | 10 |
| (Rose Bowl) | | | |
| 349 Season totals | | | 243 |
| W—9, L—2, T—1; Pct. .792 | | | |
| Tied for 1st in Pacific-8 | | | |
| Ranked 5th by AP, UPI | | | |

1976: TERRY DONAHUE

| | | | |
|--------------------------|---|------------------------------|-----|
| 9/9 | W | 28 (17) at Arizona State (3) | 10 |
| 9/18 | W | 37 (5) Arizona | 9 |
| 9/25 | W | 40 (5) Air Force | 7 |
| 10/2 | T | 10 (4) at Ohio State (8) | 10 |
| 10/9 | W | 38 (5) Stanford | 20 |
| 10/16 | W | 62 (4)Washington State | 3 |
| 10/23 | W | 35 (4) at California | 19 |
| 10/30 | W | 30 (3)at Washington | 21 |
| 11/6 | W | 46 (3)Oregon | 0 |
| 11/13 | W | 45 (2)at Oregon State | 14 |
| 11/20 | L | 14 (2)USC (3) | 24 |
| 12/20 | L | 6 (7)Alabama (16) | 36 |
| (Liberty Bowl) | | | |
| 391 Season totals | | | 173 |
| W—9, L—2, T—1; Pct. .792 | | | |
| 2nd in Pacific-8 | | | |
| Ranked 15th by AP, UPI | | | |

1977: TERRY DONAHUE

| | | | |
|----------------------------------|---|-------------------------|-----|
| 9/12 | L | 13 (11) at Houston (14) | 17 |
| 9/17 | W | 17 (14)Kansas | 7 |
| 9/24 | L | 13 (18)at Minnesota | 27 |
| 10/1 | W | 34 Iowa | 16 |
| 10/8 | L | 28 at Stanford | 32 |
| 10/15 | W | 27 at Washington State | 16 |
| 10/22 | W | 21 California (15) | 19 |
| 10/29 | W | 20 Washington | 12 |
| 11/5 | W | 21 at Oregon | 3 |
| 11/12 | W | 48 Oregon State | 18 |
| 11/25 | L | 27 (17)at USC | 29 |
| 269 Season totals | | | 196 |
| W—7, L—4, T—0; Pct. .636 | | | |
| Tied for 2nd in Pacific-8 | | | |
| †indicates games later forfeited | | | |
| ††no contest | | | |

Became Pac-10 Conference

1978: TERRY DONAHUE

| | | | |
|--------------------------------|---|----------------------------|-----|
| 9/9 | W | 10 (12) at Washington (11) | 7 |
| 9/16 | W | 13 (9) at Tennessee | 0 |
| 9/23 | L | 24 (8) at Kansas | 28 |
| 9/30 | W | 17 (18)Minnesota | 3 |
| 10/7 | W | 27 (16) Stanford (17) | 26 |
| 10/14 | W | 45 (14)Washington State | 31 |
| 10/21 | W | 45 (10)at California | 0 |
| 10/27 | W | 24 (10)Arizona | 14 |
| 11/4 | W | 23 (9)Oregon | 21 |
| 11/11 | L | 13 (9)at Oregon State | 15 |
| 11/18 | L | 10 (14)USC (5) | 17 |
| 12/25 | T | 10 (15)Arkansas (8) | 10 |
| (Fiesta Bowl) | | | |
| 261 Season totals | | | 172 |
| W—8, L—3, T—1; Pct. .708 | | | |
| 2nd in Pacific-10 | | | |
| Ranked 12th by UPI, 14th by AP | | | |

1979: TERRY DONAHUE

| | | | |
|--------------------------|---|-------------------------|-----|
| 9/8 | L | 16 Houston (16) | 24 |
| 9/15 | W | 31 Purdue (5) | 21 |
| 9/22 | W | 37 (20)at Wisconsin | 12 |
| 9/29 | L | 13 (17) Ohio State (14) | 17 |
| 10/6 | L | 24 at Stanford | 27 |
| 10/13 | L | 14 at Washington State | 17 |
| 10/20 | W | 28 California | 27 |
| 10/27 | L | 14 Washington (20) | 34 |
| 11/10 | W | 31 Arizona State | 28 |
| 11/17 | W | 35 at Oregon | 0 |
| 11/24 | L | 14 at USC (4) | 49 |
| 257 Season totals | | | 256 |
| W—5, L—6, T—0; Pct. .455 | | | |
| 7th in Pacific-10 | | | |

1980: TERRY DONAHUE

| | | | |
|--------------------------------|---|-----------------------------|-----|
| 9/13 | W | 56 Colorado | 14 |
| 9/20 | W | 23 at Purdue | 14 |
| 9/27 | W | 35 (16) Wisconsin | 0 |
| 10/4 | W | 17 (11) at Ohio State (2) | 0 |
| 10/11 | W | 35 (5) Stanford (16) | 21 |
| 10/25 | W | 32 (3)at California | 9 |
| 11/1 | L | 17 (2)at Arizona | 23 |
| 11/8 | L | 14 (8)Oregon | 20 |
| 11/15 | W | 23 (17)at Arizona State | 14 |
| 11/22 | W | 20 (18)USC (12) | 17 |
| 11/30 | W | 34 (14)Oregon State (Tokyo) | 3 |
| 306 Season totals | | | 135 |
| W—9, L—2, T—0; Pct. .818 | | | |
| 2nd in Pacific-10 | | | |
| Ranked 13th by AP, 14th by UPI | | | |

1981: TERRY DONAHUE

| | | | |
|----------------------------|---|---------------------------|-----|
| 9/12 | W | 35 (12) at Arizona | 18 |
| 9/19 | W | 31 (9) at Wisconsin (20) | 13 |
| 9/26 | L | 7 (6)at Iowa | 20 |
| 10/3 | W | 27 (16) Colorado | 7 |
| 10/10 | L | 23 (17) at Stanford | 26 |
| 10/17 | T | 17 at Washington St.(18) | 17 |
| 10/24 | W | 34 California | 6 |
| 10/31 | W | 28 at Oregon | 11 |
| 11/7 | W | 31 Washington (16) | 0 |
| 11/14 | W | 34 (18) Arizona State (9) | 24 |
| 11/21 | L | 21 (15)at USC (10) | 22 |
| 12/31 | L | 14 (19)Michigan (16) | 33 |
| (Bluebonnet Bowl) | | | |
| 302 Season totals | | | 197 |
| W—7, L—4, T—1; Pct. .625 | | | |
| Tied for 4th in Pacific-10 | | | |

1st Year at home in Rose Bowl

1982: TERRY DONAHUE

| | | | |
|---------------------------|---|--------------------------|-----|
| 9/11 | W | 41 (18)Long Beach State | 10 |
| 9/18 | W | 51 (14)at Wisconsin | 26 |
| 9/25 | W | 31 (12) at Michigan (20) | 27 |
| 10/2 | W | 34 (9)at Colorado | 6 |
| 10/9 | T | 24 (8)Arizona | 24 |
| 10/16 | W | 42 (12)Washington State | 17 |
| 10/23 | W | 47 (11)at California | 31 |
| 10/30 | W | 40 (11)Oregon | 12 |
| 11/6 | L | 7 (9) at Washington (10) | 10 |
| 11/13 | W | 38 (12)Stanford | 35 |
| 11/20 | W | 20 (11)USC (15) | 19 |
| 1/1 | W | 24 (5) Michigan (19) | 14 |
| (Rose Bowl) | | | |
| 399 Season totals | | | 231 |
| W—10, L—1, T—1; Pct. .875 | | | |
| 1st in Pacific-10 | | | |
| Ranked 5th by AP, UPI | | | |

1983: TERRY DONAHUE

| | | | |
|--------------------------------|---|------------------------|-----|
| 9/3 | L | 20 (2)at Georgia (15) | 19 |
| 9/17 | T | 26 Arizona State | 26 |
| 9/24 | L | 10 at Nebraska (1) | 42 |
| 10/1 | L | 35 Brigham Young | 37 |
| 10/8 | W | 39 at Stanford | 21 |
| 10/15 | W | 24 at Washington State | 14 |
| 10/22 | W | 20 California | 16 |
| 10/29 | W | 27 Washington (11) | 24 |
| 11/5 | W | 24 at Oregon | 13 |
| 11/12 | L | 24 at Arizona | 27 |
| 11/19 | W | 27 at USC | 17 |
| 1/2 | W | 45 Illinois (4) | 9 |
| (Rose Bowl) | | | |
| 309 Season totals | | | 265 |
| W—7, L—4, T—1; Pct. .625 | | | |
| 1st in Pacific-10 | | | |
| Ranked 13th by UPI, 17th by AP | | | |

1984: TERRY DONAHUE

| | | | |
|-------------------------------|---|---------------------------|-----|
| 9/8 | W | 18 (4) at San Diego State | 15 |
| 9/15 | W | 23 (7) Long Beach State | 17 |
| 9/22 | L | 3 (8)Nebraska (1) | 42 |
| 9/29 | W | 33 (17) at Colorado | 16 |
| 10/6 | L | 21 (17)Stanford | 23 |
| 10/13 | W | 27 Washington State | 24 |
| 10/20 | W | 17 at California | 14 |
| 10/27 | W | 21 at Arizona State | 13 |
| 11/3 | L | 18 Oregon | 20 |
| 11/10 | W | 26 Oregon State | 17 |
| 11/17 | W | 29 USC (7) | 10 |
| 1/1 | W | 39 (14)Miami (13) | 37 |
| (Fiesta Bowl) | | | |
| 275 Season totals | | | 248 |
| W—9, L—3, T—0; Pct. .750 | | | |
| Tied for 3rd in Pacific-10 | | | |
| Ranked 9th by AP, 10th by UPI | | | |

1985: TERRY DONAHUE

| | | | |
|------------------------------|---|----------------------------|-----|
| 9/7 | W | 27 (20)at BYU (8) | 24 |
| 9/14 | T | 26 (10)at Tennessee | 26 |
| 9/21 | W | 34 (12)San Diego State | 16 |
| 9/28 | L | 14 (13)at Washington | 21 |
| 10/5 | W | 40 Arizona State | 17 |
| 10/12 | W | 34 at Stanford | 9 |
| 10/19 | W | 31 (18)at Washington State | 30 |
| 10/26 | W | 34 (17)California | 7 |
| 11/9 | W | 24 (14)at Arizona | 19 |
| 11/16 | W | 41 (13)Oregon State | 0 |
| 11/23 | L | 13 (8)at USC | 17 |
| 1/1 | W | 45 (13) Iowa (4) | 28 |
| (Rose Bowl) | | | |
| 363 Season totals | | | 214 |
| W—9, L—2, T—1; Pct. .792 | | | |
| 1st in Pacific-10 | | | |
| Ranked 6th by UPI, 7th by AP | | | |

1986: TERRY DONAHUE

| | | | |
|----------------------------|---|---------------------------|-----|
| 9/6 | L | 3 (4)at Oklahoma (1) | 38 |
| 9/20 | W | 45 (19)at San Diego State | 14 |
| 9/27 | W | 41 (16)Long Beach State | 23 |
| 10/4 | L | 9 (15)Arizona State (16) | 16 |
| 10/11 | W | 32 Arizona (11) | 25 |
| 10/18 | W | 36 (19)at California | 10 |
| 10/25 | W | 54 (17)Washington State | 16 |
| 11/1 | W | 49 (15)at Oregon State | 0 |
| 11/8 | L | 23 (12)Stanford | 28 |
| 11/15 | T | 17 (19)at Washington (10) | 17 |
| 11/22 | W | 45 (18)USC (10) | 25 |
| 12/30 | W | 31 (15)Brigham Young | 10 |
| (Freedom Bowl) | | | |
| 385 Season totals | | | 222 |
| W—8, L—3, T—1; Pct. .708 | | | |
| Tied for 2nd in Pacific-10 | | | |
| Ranked 14th by AP, UPI | | | |

1987: TERRY DONAHUE

| | | | |
|-------------------------------|---|------------------------|-----|
| 9/5 | W | 47 (3)San Diego State | 14 |
| 9/12 | L | 33 (3)at Nebraska (2) | 42 |
| 9/19 | W | 17 (13)Fresno State | 0 |
| 9/26 | W | 34 (13)Arizona | 24 |
| 10/3 | W | 49 (11)at Stanford | 0 |
| 10/17 | W | 41 (9)Oregon (16) | 10 |
| 10/24 | W | 42 (8)California | 18 |
| 10/31 | W | 31 (7)at Arizona State | 23 |
| 11/7 | W | 52 (7)at Oregon State | 17 |
| 11/14 | W | 47 (5)Washington | 14 |
| 11/21 | L | 13 (5)at USC | 17 |
| 12/25 | W | 20 (10)Florida | 16 |
| (Aloha Bowl) | | | |
| 426 | | Season totals | 195 |
| W—10, L—2, T—0; Pct. .833 | | | |
| Tied for 1st in Pacific-10 | | | |
| Ranked 9th by AP, 11th by UPI | | | |

GAME-BY-GAME RECORD (1910-2010)

1992: TERRY DONAHUE

| | | | | |
|--------------------------|---|----|--------------------------|-----|
| 9/12 | W | 37 | (16) Cal State Fullerton | 14 |
| 9/19 | W | 17 | (15)at Brigham Young | 10 |
| 9/26 | W | 35 | (11)San Diego State (21) | 7 |
| 10/3 | L | 3 | (1)at Arizona | 23 |
| 10/10 | L | 7 | (19)Stanford (11) | 19 |
| 10/17 | L | 17 | at Washington St. (22) | 30 |
| 10/24 | L | 0 | Arizona State | 20 |
| 10/31 | L | 12 | at California | 48 |
| 11/7 | W | 26 | Oregon State | 14 |
| 11/14 | W | 9 | at Oregon | 6 |
| 11/21 | W | 38 | USC (15) | 37 |
| 201 Season totals | | | | 228 |
| W—6, L—5, T—0; Pct. .545 | | | | |
| 8th in Pacific-10 | | | | |

1993: TERRY DONAHUE

| | | | | |
|--------------------------------------|---|----|-------------------------|-----|
| 9/4 | L | 25 | California | 27 |
| 9/18 | L | 13 | Nebraska (8) | 14 |
| 9/25 | W | 28 | at Stanford (17) | 25 |
| 9/30 | W | 52 | at San Diego State | 13 |
| 10/9 | W | 68 | (25)Brigham Young (19) | 14 |
| 10/16 | W | 39 | (22)Washington (12) | 25 |
| 10/23 | W | 20 | (19)at Oregon State | 17 |
| 10/30 | W | 37 | (15)Arizona (7) | 17 |
| 11/6 | W | 40 | (12)at Washington State | 27 |
| 11/13 | L | 3 | (10)Arizona State | 9 |
| 11/20 | W | 27 | (16)at USC (22) | 21 |
| 1/1 | L | 16 | (14)Wisconsin (9) | 21 |
| (Rose Bowl) | | | | |
| 368 Season totals | | | | 230 |
| W—8, L—4, T—0; Pct. .667 | | | | |
| Tied for 1st in Pacific-10 | | | | |
| Ranked 17th by USA Today, 18th by AP | | | | |

1994: TERRY DONAHUE

| | | | | |
|----------------------------|---|----|-------------------------|-----|
| 9/3 | W | 25 | (14)Tennessee (13) | 23 |
| 9/10 | W | 17 | (13)SMU | 10 |
| 9/17 | L | 21 | (13)at Nebraska (2) | 49 |
| 9/24 | L | 0 | (18)Washington St. (22) | 21 |
| 10/1 | L | 10 | at Washington (12) | 37 |
| 10/8 | L | 7 | at California | 26 |
| 10/15 | L | 14 | Oregon State | 23 |
| 10/22 | L | 24 | at Arizona (14) | 34 |
| 10/29 | W | 31 | Stanford | 30 |
| 11/12 | W | 59 | at Arizona State | 23 |
| 11/19 | W | 31 | USC (13) | 19 |
| 239 Season totals | | | | 295 |
| W—5, L—6, T—0; Pct. .455 | | | | |
| Tied for 5th in Pacific-10 | | | | |

1995: TERRY DONAHUE

| | | | | |
|----------------------------|---|----|-------------------------|-----|
| 9/2 | W | 31 | (15)Miami (12) | 8 |
| 9/9 | W | 23 | (12)at Brigham Young | 9 |
| 9/16 | L | 31 | (12)Oregon (20) | 38 |
| 9/23 | L | 15 | (16)at Washington State | 24 |
| 9/30 | W | 45 | Fresno State | 21 |
| 10/14 | W | 17 | Arizona | 10 |
| 10/21 | W | 42 | at Stanford (23) | 28 |
| 10/28 | W | 33 | (24)California | 16 |
| 11/4 | L | 33 | (22)at Arizona State | 37 |
| 11/11 | L | 14 | Washington (23) | 38 |
| 11/18 | W | 24 | at USC (11) | 20 |
| 12/25 | L | 30 | Kansas (11) | 51 |
| (Aloha Bowl) | | | | |
| 338 Season totals | | | | 300 |
| W—7, L—5, T—0; Pct. .583 | | | | |
| Tied for 5th in Pacific-10 | | | | |

1996: BOB TOLEDO

| | | | | |
|--------------------------|---|----|---------------------|-----|
| 9/7 | L | 20 | at Tennessee (2) | 35 |
| 9/14 | W | 44 | Northeast Louisiana | 0 |
| 9/28 | L | 9 | at Michigan (6) | 38 |
| 10/5 | W | 41 | at Oregon | 22 |
| 10/12 | L | 34 | Arizona State (4) | 42 |
| 10/19 | L | 21 | at Washington (25) | 41 |
| 10/26 | W | 38 | at California | 29 |
| 11/2 | L | 20 | Stanford | 21 |
| 11/9 | W | 38 | Washington State | 14 |
| 11/16 | L | 17 | at Arizona | 35 |
| 11/23 | W | 48 | USC (20) | 41 |
| 330 Season totals | | | | 318 |
| W—5, L—6, T—0; Pct. .455 | | | | |
| 4th in Pacific-10 | | | | |

1997: BOB TOLEDO

| | | | | |
|------------------------------------|---|----|--------------------|-----|
| 8/30 | L | 34 | at Washington St. | 37 |
| 9/6 | L | 24 | Tennessee (3) | 30 |
| 9/13 | W | 66 | at Texas (11) | 3 |
| 9/27 | W | 40 | (24)Arizona | 27 |
| 10/4 | W | 66 | (22)Houston | 10 |
| 10/11 | W | 39 | (18)at Oregon | 31 |
| 10/18 | W | 34 | (17)Oregon State | 10 |
| 10/25 | W | 35 | (13)California | 17 |
| 11/1 | W | 27 | (12)at Stanford | 7 |
| 11/15 | W | 52 | (9)Washington (13) | 28 |
| 11/22 | W | 31 | (7)at USC | 24 |
| 1/1 | W | 29 | (5)Texas A&M (19) | 23 |
| (Cotton Bowl) | | | | |
| 477 Season totals | | | | 247 |
| W—10, L—2, T—0; Pct. .833 | | | | |
| T-1st in Pacific-10 | | | | |
| Ranked 5th by USA Today, 5th by AP | | | | |

1998: BOB TOLEDO

| | | | | |
|------------------------------------|---|----|---------------------|-----|
| 9/12 | W | 49 | (6)Texas (23) | 31 |
| 9/19 | W | 42 | (4)at Houston | 24 |
| 10/3 | W | 49 | (4)Washington State | 17 |
| 10/10 | W | 52 | (3)at Arizona (10) | 28 |
| 10/17 | W | 41 | (2)Oregon (11) (ot) | 38 |
| 10/24 | W | 28 | (2)at California | 16 |
| 10/31 | W | 28 | (2)Stanford | 24 |
| 11/7 | W | 41 | (3)at Oregon State | 34 |
| 11/14 | W | 36 | (3)at Washington | 27 |
| 11/21 | W | 34 | (3)USC | 17 |
| 12/5 | L | 45 | (3)at Miami | 49 |
| 1/1 | L | 31 | (6)Wisconsin (9) | 38 |
| (Rose Bowl) | | | | |
| 476 Season totals | | | | 340 |
| W—10, L—2, T—0; Pct. .833 | | | | |
| 1st in Pacific-10 | | | | |
| Ranked 8th by USA Today, 8th by AP | | | | |

1999: BOB TOLEDO

| | | | | |
|--------------------------|---|----|------------------------|-----|
| 9/4 | W | 38 | (17)Boise State | 7 |
| 9/11 | L | 20 | (13)at Ohio State (14) | 42 |
| 9/18 | W | 35 | (21)Fresno State | 21 |
| 9/25 | L | 32 | (18)at Stanford | 42 |
| 10/2 | L | 27 | at Arizona State | 28 |
| 10/9 | W | 34 | Oregon | 29 |
| 10/16 | L | 0 | California | 17 |
| 10/23 | L | 7 | at Oregon State | 55 |
| 10/30 | L | 7 | Arizona | 33 |
| 11/13 | W | 23 | Washington(23)(ot) | 20 |
| 11/20 | L | 7 | at USC | 17 |
| 230 Season totals | | | | 311 |
| W—4, L—7, T—0; Pct. .364 | | | | |
| 9th in Pacific-10 | | | | |

2000: BOB TOLEDO

| | | | | |
|--------------------------|---|----|-------------------------|-----|
| 9/2 | W | 35 | Alabama (3) | 24 |
| 9/9 | W | 24 | (16)Fresno State | 21 |
| 9/16 | W | 23 | (14)Michigan (3) | 20 |
| 9/23 | L | 10 | (6)at Oregon | 29 |
| 9/30 | W | 38 | (15)Arizona State | 31 |
| 10/14 | L | 38 | (13)at California (3ot) | 46 |
| 10/21 | L | 38 | (23)Oregon State (19) | 44 |
| 10/28 | W | 27 | at Arizona (24) | 24 |
| 11/4 | W | 37 | Stanford | 35 |
| 11/11 | L | 28 | at Washington (7) | 35 |
| 11/18 | L | 35 | USC | 38 |
| 12/29 | L | 20 | Wisconsin | 21 |
| (Sun Bowl) | | | | |
| 353 Season totals | | | | 368 |
| W—6, L—6, T—0; Pct. .500 | | | | |
| T-5th in Pacific-10 | | | | |

2001: BOB TOLEDO

| | | | | |
|--------------------------|---|----|--------------------------|-----|
| 9/1 | W | 20 | (15)at Alabama (25) | 17 |
| 9/8 | W | 41 | (14)at Kansas | 17 |
| 9/22 | W | 13 | (14)Ohio State (21) | 6 |
| 9/29 | W | 38 | (12)at Oregon State (19) | 7 |
| 10/13 | W | 35 | (7)Washington (10) | 13 |
| 10/20 | W | 56 | (4)California | 17 |
| 10/27 | L | 28 | (4)at Stanford (20) | 38 |
| 11/3 | L | 14 | (9)at Washington St.(16) | 20 |
| 11/10 | L | 20 | (17)Oregon (7) | 21 |
| 11/17 | L | 0 | (20)at USC | 27 |
| 12/1 | W | 52 | Arizona State | 42 |
| 317 Season totals | | | | 225 |
| W—7, L—4, T—0; Pct. .636 | | | | |
| 6th in Pacific-10 | | | | |

2002: BOB TOLEDO

| | | | | |
|-------|---|----|----------------------|----|
| 9/7 | W | 30 | Colorado State (19) | 19 |
| 9/14 | W | 38 | at Oklahoma State | 24 |
| 9/21 | L | 17 | (20)Colorado | 31 |
| 9/28 | W | 43 | at San Diego State | 7 |
| 10/5 | W | 43 | at Oregon State | 35 |
| 10/12 | L | 30 | Oregon (7) | 31 |
| 10/19 | L | 12 | at California | 17 |
| 10/26 | W | 28 | Stanford | 18 |
| 11/2 | W | 34 | at Washington | 24 |
| 11/9 | W | 37 | at Arizona | 7 |
| 11/23 | L | 21 | (25)USC (7) | 52 |
| 12/7 | L | 27 | Washington State (7) | 48 |

ED KEZIRIAN, INTERIM COACH

| | | | | |
|--------------------------|---|----|------------|-----|
| 12/25 | W | 27 | New Mexico | 13 |
| (Las Vegas Bowl) | | | | |
| 387 Season totals | | | | 326 |
| W—8, L—5, T—0; Pct. .615 | | | | |
| T-4th in Pacific-10 | | | | |

2003: KARL DORRELL

| | | | | |
|-----------------------------------|---|----|-----------------------|-----|
| 9/6 | L | 14 | at Colorado (24) | 16 |
| 9/13 | W | 6 | Illinois | 3 |
| 9/20 | L | 24 | at Oklahoma (1) | 59 |
| 9/27 | W | 20 | San Diego State | 10 |
| 10/4 | W | 46 | Washington (18) | 16 |
| 10/11 | W | 24 | at Arizona | 21 |
| 10/18 | W | 23 | California (ot) | 20 |
| 10/25 | W | 20 | Arizona State | 13 |
| 11/1 | L | 14 | at Stanford | 21 |
| 11/8 | L | 13 | at Washington St.(12) | 31 |
| 11/15 | L | 13 | Oregon | 31 |
| 11/22 | L | 22 | at USC (2) | 47 |
| 12/30 | L | 9 | Fresno State | 17 |
| (Silicon Valley Football Classic) | | | | |
| 248 Season totals | | | | 305 |
| W—6, L—7, T—0; Pct. .462 | | | | |
| T-5th in Pacific-10 | | | | |

2004: KARL DORRELL

| | | | | |
|--------------------------|---|----|-----------------------|-----|
| 9/4 | L | 20 | Oklahoma State | 31 |
| 9/11 | W | 35 | at Illinois | 17 |
| 9/18 | W | 37 | at Washington | 31 |
| 10/2 | W | 33 | San Diego State | 10 |
| 10/9 | W | 37 | Arizona | 17 |
| 10/16 | L | 28 | at California (8) | 45 |
| 10/23 | L | 42 | at Arizona State (21) | 48 |
| 10/30 | W | 21 | Stanford | 0 |
| 11/6 | L | 29 | Washington State | 31 |
| 11/13 | W | 34 | at Oregon | 26 |
| 12/4 | L | 24 | USC (1) | 29 |
| 12/23 | L | 21 | Wyoming | 24 |
| (Las Vegas Bowl) | | | | |
| 361 Season totals | | | | 309 |
| W—6, L—6, T—0; Pct. .500 | | | | |
| T-5th in Pacific-10 | | | | |

2005: KARL DORRELL

| | | | | |
|--------------------------------------|---|----|------------------------|-----|
| 9/3 | W | 44 | at San Diego State | 21 |
| 9/10 | W | 63 | Rice | 21 |
| 9/17 | W | 41 | Oklahoma (21) | 24 |
| 10/1 | W | 21 | (20)Washington | 17 |
| 10/8 | W | 47 | (20)California (10) | 40 |
| 10/15 | W | 44 | (12)at Wash. State(ot) | 41 |
| 10/22 | W | 51 | (8)Oregon State | 28 |
| 10/29 | W | 30 | (8)at Stanford (ot) | 27 |
| 11/5 | L | 14 | (7)at Arizona | 52 |
| 11/12 | W | 45 | (14)Arizona State | 35 |
| 12/3 | L | 19 | (11)at USC (1) | 66 |
| 12/30 | W | 50 | (17)Northwestern | 38 |
| (Sun Bowl) | | | | |
| 469 Season totals | | | | 410 |
| W—10, L—2, T—0; Pct. .833 | | | | |
| 3rd in Pacific-10 | | | | |
| Ranked 13th by USA Today, 16th by AP | | | | |

2006: KARL DORRELL

| | | | | |
|--------------------------|---------------|----|--------------------|-----|
| 9/2 | W | 31 | Utah | 10 |
| 9/9 | W | 26 | Rice | 16 |
| 9/23 | L | 19 | at Washington | 29 |
| 9/30 | W | 31 | Stanford | 0 |
| 10/7 | W | 27 | Arizona | 7 |
| 10/14 | L | 20 | at Oregon (18) | 30 |
| 10/21 | L | 17 | at Notre Dame (10) | 20 |
| 10/28 | L | 15 | Washington St. | 37 |
| 11/4 | L | 24 | at California (10) | 38 |
| 11/11 | W | 25 | Oregon State | 7 |
| 11/18 | W | 24 | at Arizona State | 12 |
| 12/2 | W | 13 | USC (2) | 9 |
| 12/27 | L | 27 | Florida State | 44 |
| (Emerald Bowl) | | | | |
| 299 | Season totals | | | 259 |
| W—7, L—6, T—0; Pct. .538 | | | | |
| 4th in Pacific-10 | | | | |

ALL-TIME COACHING HISTORY (1910-2010)

| | | | | | | |
|-----------------------------|--|----|----|---|-------|------------|
| FRED W. COZENS | | | | | | |
| 1919 | Wayne Banning | W | L | T | PF | PA Pct |
| | | 2 | 6 | 0 | 52 | 193 .250 |
| HARRY TROTTER | | | | | | |
| 1920 | Burnett Haralson | W | L | T | PF | PA Pct |
| | | 0 | 5 | 0 | 21 | 224 .000 |
| 1921 | Eddie Rossell | 0 | 5 | 0 | 14 | 214 .000 |
| 1922 | Loran Peak | 2 | 3 | 1 | 83 | 62 .417 |
| | Totals | 2 | 13 | 1 | 118 | 500 .156 |
| JAMES CLINE | | | | | | |
| 1923 | Walter Westcott | W | L | T | PF | PA Pct |
| | | 2 | 5 | 0 | 54 | 132 .286 |
| 1924 | Cecil Hollingsworth | 0 | 5 | 3 | 40 | 109 .188 |
| | Totals | 2 | 10 | 3 | 94 | 241 .233 |
| WILLIAM H. SPAULDING | | | | | | |
| 1925 | Earle Gardner | W | L | T | PF | PA Pct |
| | | 5 | 3 | 1 | 91 | 130 .611 |
| 1926 | Charles Hastings | 5 | 3 | 0 | 153 | 67 .625 |
| 1927 | Scribner Birlenbach | 6 | 2 | 1 | 144 | 54 .722 |
| 1928 | Joe Fleming | 4 | 4 | 1 | 171 | 136 .500 |
| 1929 | Carl Brown | 4 | 4 | 0 | 121 | 190 .500 |
| 1930 | Edward Solomon | 3 | 5 | 0 | 77 | 125 .375 |
| 1931 | Norman Duncan | 3 | 4 | 1 | 83 | 57 .438 |
| 1932 | Homer Oliver | 6 | 4 | 0 | 149 | 61 .600 |
| 1933 | Lee Coats | 6 | 4 | 1 | 124 | 62 .591 |
| 1934 | Ransom Livesay | 7 | 3 | 0 | 146 | 69 .700 |
| 1935 | Robert McChesney | 8 | 2 | 0 | 160 | 79 .800 |
| 1936 | George Dickerson | 6 | 3 | 1 | 143 | 91 .650 |
| 1937 | Lee Frankovich | 2 | 6 | 1 | 93 | 133 .278 |
| 1938 | George Pfeiffer, Hal Hirshon | 7 | 4 | 1 | 217 | 106 .625 |
| | Totals | 72 | 51 | 8 | 1,872 | 1,360 .573 |
| EDWIN C. HORRELL | | | | | | |
| 1939 | John Frawley, Dale Gilmore | W | L | T | PF | PA Pct |
| | | 6 | 0 | 4 | 127 | 62 .800 |
| 1940 | Don MacPherson, Ned Mathews | 1 | 9 | 0 | 79 | 174 .100 |
| 1941 | Dave Gaston, Ted Forbes | 5 | 5 | 1 | 128 | 178 .500 |
| 1942 | Charles Fears | 7 | 4 | 0 | 175 | 98 .636 |
| 1943 | Don Paul | 1 | 8 | 0 | 59 | 199 .111 |
| 1944 | Don Paul, Bob Waterfield | 4 | 5 | 1 | 189 | 149 .450 |
| | Totals | 24 | 31 | 6 | 755 | 860 .443 |
| BERT LaBRUCHERIE | | | | | | |
| 1945 | Ernie Case | W | L | T | PF | PA Pct |
| | | 5 | 4 | 0 | 135 | 79 .565 |
| 1946 | Ernie Case, Burr Baldwin | 10 | 1 | 0 | 327 | 117 .909 |
| 1947 | Don Paul, Tom Fears | 5 | 4 | 0 | 172 | 80 .555 |
| 1948 | Art Steffen and Phil Tinsley | 3 | 7 | 0 | 156 | 235 .300 |
| | Totals | 23 | 16 | 0 | 790 | 511 .590 |
| HENRY R. SANDERS | | | | | | |
| 1949 | Leon McLaughlin (Alternate, Ernie Johnson) | W | L | T | PF | PA Pct |
| | | 6 | 3 | 0 | 227 | 188 .667 |
| 1950 | Bob Watson (Alt., Bruce MacLachian) | 6 | 3 | 0 | 196 | 96 .667 |
| 1951 | Hal Mitchell (Alt., Julie Weisstein) | 5 | 3 | 1 | 188 | 120 .611 |
| 1952 | Ed Flynn (Alt., Donn Moomaw) | 8 | 1 | 0 | 220 | 55 .889 |
| 1953 | Chuck Doud, Rudy Feldman | 8 | 2 | 0 | 224 | 76 .800 |
| 1954 | John Peterson (Alt., Jack Ellena) | 9 | 0 | 0 | 367 | 40 1.000 |
| 1955 | Hardiman Cureton (Alt., Gil Moreno) | 9 | 2 | 0 | 299 | 74 .818 |
| 1956 | Don Birren (Alt., Jim Matheny) | 7 | 3 | 0 | 148 | 122 .700 |
| 1957 | Jim Dawson (Alt., Joe Harper) | 8 | 2 | 0 | 190 | 90 .800 |
| | Totals | 66 | 19 | 1 | 2,059 | 861 .773 |
| GEORGE DICKERSON | | | | | | |
| 1958 | Jim Steffen (Alt., Jim Dawson, Don Long) | W | L | T | PF | PA Pct |
| | | 1 | 2 | 0 | 24 | 55 .333 |
| WILLIAM F. BARNES | | | | | | |
| 1958 | (Barnes coached last 7 games) | W | L | T | PF | PA Pct |
| | | 2 | 4 | 1 | 112 | 118 .350 |
| 1959 | Ray Smith (Alt., Rod Cochran) | 5 | 4 | 1 | 169 | 150 .550 |
| 1960 | Harry Baldwin (Alt., Jack Metcalf) | 7 | 2 | 1 | 175 | 84 .750 |
| 1961 | Ron Hull (Alt., Almose Thompson) | 7 | 4 | 0 | 185 | 142 .636 |
| 1962 | Andy Von Sonn (Alt., Phil Oram) | 4 | 6 | 0 | 118 | 139 .400 |
| 1963 | Walt Dathe (Alt., John Walker) | 2 | 8 | 0 | 96 | 219 .200 |
| 1964 | Kent Francisco (Alt., Prentice O'Leary) | 4 | 6 | 0 | 145 | 236 .400 |
| | Totals | 31 | 34 | 3 | 1,000 | 1,088 .463 |
| TOMMY PROTHRO | | | | | | |
| 1965 | Jim Colletto, Barry Leventhal | W | L | T | PF | PA Pct |
| | | 8 | 2 | 1 | 257 | 168 .773 |
| 1966 | Rich Deakers, Dallas Grider | 9 | 1 | 0 | 281 | 127 .900 |
| 1967 | Larry Slagle, Vic Lepisto | 7 | 2 | 1 | 284 | 161 .750 |
| 1968 | Game Captains Only | 3 | 7 | 0 | 197 | 246 .300 |
| 1969 | Mike Ballou, Mike Garratt, Floyd Reese | 8 | 1 | 1 | 329 | 103 .850 |
| 1970 | Dennis Dummit, Tim Oesterling | 6 | 5 | 0 | 274 | 240 .545 |
| | Totals | 41 | 18 | 3 | 1,622 | 1,045 .686 |

*captains listed by year under each head coach

| | | | | | | |
|---------------------------------|--|-----|-----|----|--------|-------------|
| PEPPER RODGERS | | | | | | |
| 1971 | Dave Dalby and Greg Snyder | W | L | T | PF | PA Pct |
| | | 2 | 7 | 1 | 166 | 243 .250 |
| 1972 | Bruce Walton and Allan Ellis | 8 | 3 | 0 | 351 | 239 .727 |
| 1973 | Kermit Johnson, Jimmie Jones, Fred McNeill | 9 | 2 | 0 | 470 | 199 .818 |
| | Totals | 19 | 12 | 1 | 987 | 681 .609 |
| DICK VERMEIL | | | | | | |
| 1974 | Art Keuhn, Gene Settles, Jeff Smith | W | L | T | PF | PA Pct |
| | | 6 | 3 | 2 | 240 | 174 .636 |
| 1975 | Cliff Frazier, John Sciarra, Jeff Smith | 9 | 2 | 1 | 349 | 243 .792 |
| | Totals | 15 | 5 | 3 | 589 | 417 .717 |
| TERRY DONAHUE | | | | | | |
| 1976 | Jeff Dankworth, Oscar Edwards, Rob Kezirian | W | L | T | PF | PA Pct |
| | | 9 | 2 | 1 | 391 | 173 .792 |
| 1977 | Game Captains Only | 7 | 4 | 0 | 269 | 196 .636 |
| 1978 | Game Captains Only | 8 | 3 | 1 | 261 | 172 .708 |
| 1979 | Game Captains Only | 5 | 6 | 0 | 257 | 256 .455 |
| 1980 | Game Captains Only | 9 | 2 | 0 | 306 | 135 .818 |
| 1981 | Game Captains Only | 7 | 4 | 1 | 302 | 197 .625 |
| 1982 | Tom Ramsey, Tom Sullivan, Karl Morgan | 10 | 1 | 1 | 399 | 231 .875 |
| 1983 | Paul Bergmann, Chris Yelich, Don Rogers | 7 | 4 | 1 | 309 | 265 .625 |
| 1984 | Duval Love, Steve Bono, Neal Dellocono, Lee Knowles | 9 | 3 | 0 | 275 | 248 .750 |
| 1985 | Mike Hartmeier, Jim McCullough, Mike Sherrard, Tommy Taylor, Mark Walen, Tony Phillips | 9 | 2 | 1 | 363 | 214 .792 |
| 1986 | Joe Goebel, Ken Norton, Jr., Craig Rutledge, Matt Stevens, Terry Turney | 8 | 3 | 1 | 385 | 222 .708 |
| 1987 | Gaston Green, Ken Norton, Jr., Terry Turney | 10 | 2 | 0 | 426 | 195 .833 |
| 1988 | Troy Aikman, Eric Ball, Darryl Henley, Chance Johnson, Carnell Lake | 10 | 2 | 0 | 392 | 190 .833 |
| 1989 | Frank Cornish, Lance Zeno, Mike Lodish, Marvcs Patton | 3 | 7 | 1 | 209 | 246 .318 |
| 1990 | Eric Turner, Roman Phifer, Lance Zeno | 5 | 6 | 0 | 305 | 332 .455 |
| 1991 | Matt Darby, Tommy Maddox, Dion Lambert, Scott Spalding | 9 | 3 | 0 | 323 | 190 .750 |
| 1992 | Arnold Ale, Kaleaph Carter, Mike Chalenski, Carlton Gray, Aron Gideon, Sean LaChapelle | 6 | 5 | 0 | 201 | 228 .545 |
| 1993 | Game Captains Only | 8 | 4 | 0 | 368 | 230 .667 |
| 1994 | Wayne Cook, Donnie Edwards, Shane Jasper, Sharmion Shah, Rod Smalley | 5 | 6 | 0 | 239 | 295 .455 |
| 1995 | Karim Abdul-Jabbar, Donnie Edwards, Mike Flanagan, Kevin Jordan, Abdul McCullough | 7 | 5 | 0 | 338 | 300 .583 |
| | Totals | 151 | 74 | 8 | 6,318 | 4,515 .665 |
| BOB TOLEDO | | | | | | |
| 1996 | Game Captains | W | L | T | PF | PA Pct |
| | | 5 | 6 | 0 | 330 | 318 .455 |
| 1997 | Chad Overhauser, Shaun Williams, Brian Willmer | 10 | 2 | 0 | 477 | 247 .833 |
| 1998 | Cade McNown, Larry Atkins, Andy Meyers, Shawn Stuart | 10 | 2 | 0 | 476 | 340 .833 |
| 1999 | Danny Farmer, Pete Holland | 4 | 7 | 0 | 230 | 311 .364 |
| 2000 | Oscar Cabrera, Kenyon Coleman | 6 | 6 | 0 | 353 | 368 .500 |
| 2001 | Marques Anderson, Troy Danoff, Bryan Fletcher, Robert Thomas | 7 | 4 | 0 | 317 | 225 .636 |
| 2002 | Game Captains | 7 | 5 | 0 | 360 | 313 .583 |
| | Totals | 49 | 32 | 0 | 2,543 | 2,122 .603 |
| ED KEZIRIAN (INTERIM) | | | | | | |
| 2002 | Game Captains | W | L | T | PF | PA Pct |
| | | 1 | 0 | 0 | 27 | 13 1.000 |
| KARL DORRELL | | | | | | |
| 2003 | Dave Ball, Craig Bragg, Brandon Chillar, Manuel White Jr. | W | L | T | PF | PA Pct |
| | | 6 | 7 | 0 | 248 | 305 .462 |
| 2004 | Spencer Havner, Manuel White Jr. | 6 | 6 | 0 | 361 | 309 .500 |
| 2005 | Game Captains | 10 | 2 | 0 | 469 | 410 .833 |
| 2006 | Game Captains | 7 | 6 | 0 | 299 | 259 .538 |
| 2007 | Game Captains | 6 | 6 | 0 | 275 | 273 .500 |
| | Totals | 35 | 27 | 0 | 1,652 | 1,556 .565 |
| DeWAYNE WALKER (INTERIM) | | | | | | |
| 2007 | Game Captains | W | L | T | PF | PA Pct |
| | | 0 | 1 | 0 | 16 | 17 .000 |
| RICK NEUHEISEL | | | | | | |
| 2008 | Brigham Harwell, Logan Paulsen | W | L | T | PF | PA Pct |
| | | 4 | 8 | 0 | 212 | 348 .333 |
| 2009 | Terrence Austin, Reggie Carter, Logan Paulsen, Alterraun Verner | 7 | 6 | 0 | 286 | 276 .538 |
| 2010 | Kevin Prince, Akeem Ayers, Rahim Moore, Micah Kia | 4 | 8 | 0 | 242 | 364 .333 |
| | Totals | 15 | 22 | 0 | 740 | 988 .405 |
| Grand Totals | | | | | | |
| Bowl Record | | | | | | |
| | | 549 | 373 | 37 | 20,871 | 16,695 .592 |
| | | 14 | 15 | 1 | 651 | 669 .483 |

UCLA'S COACHING SUPERLATIVES

RECORD OF BRUIN HEAD COACHES

| Coach | Years | Seasons | Won | Lost | Tied | Pct |
|---------------------|---------|-----------|------------|------------|-----------|-------------|
| Rick Neuheisel | 2008-10 | 3 | 15 | 22 | 0 | .405 |
| DeWayne Walker | 2007 | Interim | 0 | 1 | 0 | .000 |
| Karl Dorrell | 2003-07 | 5 | 35 | 27 | 0 | .565 |
| Ed Kezirian | 2002 | Interim | 1 | 0 | 0 | 1.000 |
| Bob Toledo | 1996-02 | 7 | 49 | 32 | 0 | .605 |
| Terry Donahue | 1976-95 | 20 | 151 | 74 | 8 | .665 |
| Dick Vermeil | 1974-75 | 2 | 15 | 5 | 3 | .717 |
| Pepper Rodgers | 1971-73 | 3 | 19 | 12 | 1 | .609 |
| Tommy Prothro | 1965-70 | 6 | 41 | 18 | 3 | .686 |
| Bill Barnes | 1958-64 | 7 | 31 | 34 | 3 | .463 |
| George Dickerson | 1958 | - | 1 | 2 | 0 | .333 |
| Henry 'Red' Sanders | 1949-57 | 9 | 66 | 19 | 1 | .773 |
| Bert LaBrucherie | 1945-48 | 4 | 23 | 16 | 0 | .590 |
| Edwin Horrell | 1939-44 | 6 | 24 | 31 | 6 | .443 |
| William Spaulding | 1925-38 | 14 | 72 | 51 | 8 | .573 |
| James Cline | 1923-24 | 2 | 2 | 10 | 3 | .233 |
| Harry Trotter | 1920-22 | 3 | 2 | 13 | 1 | .156 |
| Fred Cozens | 1919 | 1 | 2 | 6 | 0 | .250 |
| Totals | | 92 | 549 | 373 | 37 | .592 |

UCLA'S LEAGUE CHAMPIONS

| Year | Record | League Record | Bowl Result | Head Coach |
|-------------|--------|---------------|-----------------|---------------------|
| 1998 | 10-2-0 | 8-0-0 | Lost Rose Bowl | Bob Toledo |
| 1997 (tied) | 10-2-0 | 7-1-0 | Won Cotton Bowl | Bob Toledo |
| 1993 (tied) | 8-4-0 | 6-2-0 | Lost Rose Bowl | Terry Donahue |
| 1987 (tied) | 10-2-0 | 7-1-0 | Won Aloha Bowl | Terry Donahue |
| 1985 | 9-2-1 | 6-2-0 | Won Rose Bowl | Terry Donahue |
| 1983 | 7-4-1 | 6-1-1 | Won Rose Bowl | Terry Donahue |
| 1982 | 10-1-1 | 5-1-1 | Won Rose Bowl | Terry Donahue |
| 1975 (tied) | 9-2-1 | 6-1-0 | Won Rose Bowl | Dick Vermeil |
| 1965 | 8-2-1 | 4-0-0 | Won Rose Bowl | Tommy Prothro |
| 1961 | 7-4-0 | 3-1-0 | Lost Rose Bowl | Bill Barnes |
| 1959 (tied) | 5-4-1 | 3-1-0 | None | Bill Barnes |
| 1955 | 9-2-0 | 6-0-0 | Lost Rose Bowl | Henry 'Red' Sanders |
| 1954 | 9-0-0 | 6-0-0 | None | Henry 'Red' Sanders |
| 1953 | 8-2-0 | 6-1-0 | Lost Rose Bowl | Henry 'Red' Sanders |
| 1946 | 10-1-0 | 7-0-0 | Lost Rose Bowl | Bert LaBrucherie |
| 1942 | 7-4-0 | 6-1-0 | Lost Rose Bowl | Edwin Horrell |
| 1935 (tied) | 8-2-0 | 4-1-0 | None | William Spaulding |

BOWL APPEARANCES BY HEAD COACH

| Name | Years | No. | Record | Appearances |
|------------------|---------|-----------|----------------|---|
| Rick Neuheisel | 2009 | 1 | 1-0-0 | '09 EagleBank |
| DeWayne Walker | 2007 | 1 | 0-1-0 | '07 Las Vegas |
| Karl Dorrell | 2003-06 | 4 | 1-3-0 | '03 Silicon Valley, '04 Las Vegas, '05 Sun Bowl, '06 Emerald Bowl |
| Ed Kezirian | 2002 | 1 | 1-0-0 | '02 Las Vegas |
| Bob Toledo | 1996-02 | 3 | 1-2-0 | '98 Cotton, '99 Rose, '00 Sun |
| Terry Donahue | 1976-95 | 13 | 8-4-1 | '76 Liberty, '78 Fiesta, '81 Bluebonnet, '83 Rose, '84 Rose, '85 Fiesta, '86 Rose, '86 Freedom, '87 Aloha, '89 Cotton, '91 Sun, '94 Rose, '95 Aloha |
| Dick Vermeil | 1974-75 | 1 | 1-0-0 | '76 Rose Bowl |
| Tommy Prothro | 1965-70 | 1 | 1-0-0 | '66 Rose Bowl |
| Bill Barnes | 1958-64 | 1 | 0-1-0 | '62 Rose Bowl |
| Red Sanders | 1949-57 | 2 | 0-2-0 | '54 Rose Bowl, '56 Rose Bowl |
| Bert LaBrucherie | 1945-48 | 1 | 0-1-0 | '47 Rose Bowl |
| Edwin C. Horrell | 1939-44 | 1 | 0-1-0 | '43 Rose Bowl |
| Totals | | 30 | 14-15-1 | |

UCLA'S SUPER SEASONS

Unbeaten/Untied

| Year | Record | Coach | AP/Coaches* |
|------|--------|---------|-------------|
| 1954 | 9-0-0 | Sanders | 2/1 |

Unbeaten

| Year | Record | Coach | AP/Coaches* |
|------|--------|---------|-------------|
| 1939 | 6-0-4 | Horrell | 7/- |

10 Wins

| Year | Record | Coach | AP/Coaches* |
|------|--------|--------------|-------------|
| 2005 | 10-2-0 | Dorrell | 16/13 |
| 1998 | 10-2-0 | Toledo | 8/8 |
| 1997 | 10-2-0 | Toledo | 5/5 |
| 1988 | 10-2-0 | Donahue | 6/6 |
| 1987 | 10-2-0 | Donahue | 9/11 |
| 1982 | 10-1-1 | Donahue | 5/5 |
| 1946 | 10-1-0 | La Brucherie | 4/- |

Nine Wins

| Year | Record | Coach | AP/Coaches* |
|------|--------|---------|-------------|
| 1991 | 9-3-0 | Donahue | 19/18 |
| 1985 | 9-2-1 | Donahue | 7/6 |
| 1984 | 9-3-0 | Donahue | 9/10 |
| 1980 | 9-2-0 | Donahue | 13/14 |
| 1976 | 9-2-1 | Donahue | 15/15 |
| 1975 | 9-2-1 | Vermeil | 5/5 |
| 1973 | 9-2-0 | Rodgers | 12/9 |
| 1966 | 9-1-0 | Prothro | 5/5 |
| 1955 | 9-2-0 | Sanders | 4/4 |
| 1954 | 9-0-0 | Sanders | 2/1 |

One Loss

| Year | Record | Coach | AP/Coaches* |
|------|--------|--------------|-------------|
| 1982 | 10-1-1 | Donahue | 5/5 |
| 1969 | 8-1-1 | Prothro | 13/10 |
| 1966 | 9-1-0 | Prothro | 5/5 |
| 1952 | 8-1-0 | Sanders | 6/6 |
| 1946 | 10-1-0 | La Brucherie | 4/- |

Two Losses

| Year | Record | Coach | AP/Coaches* |
|------|--------|-----------|-------------|
| 2005 | 10-2-0 | Dorrell | 16/13 |
| 1998 | 10-2-0 | Toledo | 8/8 |
| 1997 | 10-2-0 | Toledo | 5/5 |
| 1988 | 10-2-0 | Donahue | 6/6 |
| 1987 | 10-2-0 | Donahue | 9/11 |
| 1985 | 9-2-1 | Donahue | 7/6 |
| 1980 | 9-2-0 | Donahue | 13/14 |
| 1976 | 9-2-1 | Donahue | 15/15 |
| 1975 | 9-2-1 | Vermeil | 5/5 |
| 1973 | 9-2-0 | Rodgers | 12/9 |
| 1967 | 7-2-1 | Prothro | -/10 |
| 1965 | 8-2-1 | Prothro | 4/5 |
| 1960 | 7-2-1 | Barnes | -/- |
| 1957 | 8-2-0 | Sanders | -/18 |
| 1955 | 9-2-0 | Sanders | 4/4 |
| 1953 | 8-2-0 | Sanders | 5/4 |
| 1935 | 8-2-0 | Spaulding | -/- |
| 1927 | 6-2-1 | Spaulding | -/- |

*Final polls


UCLA VS. No. 1 ON ASSOCIATED PRESS POLL

| Date | W/L | UCLA (rank)score | Oppt. (rank)score | Site |
|-------------------|-----|------------------|-----------------------|------------------|
| Oct. 21, 2010 | L | UCLA 13 | Oregon (1) 60 | at Eugene, Or |
| Dec. 3, 2005 | L | UCLA (11) 19 | USC (1) 66 | at L.A. Coliseum |
| Dec. 4, 2004 | L | UCLA 24 | USC (1) 29 | at Rose Bowl |
| Sept. 20, 2003 | L | UCLA 24 | Oklahoma (1) 59 | at Norman, OK |
| Sept. 6, 1986 | L | UCLA (4) 3 | Oklahoma (1) 38 | at Norman, OK |
| Sept. 22, 1984 | L | UCLA (8) 3 | Nebraska (1) 42 | at Rose Bowl |
| Sept. 24, 1983 | L | UCLA 10 | Nebraska (1) 42 | at Lincoln, NE |
| Jan. 1, 1976 | W | UCLA (11) 23 | Ohio State (1) 10 | Rose Bowl game |
| Nov. 18, 1972 | L | UCLA (14) 7 | USC (1) 24 | at L.A. Coliseum |
| Sept. 9, 1972 | W | UCLA 20 | Nebraska (1) 17 | at L.A. Coliseum |
| Nov. 23, 1968 | L | UCLA 16 | USC (1) 28 | at L.A. Coliseum |
| Jan. 1, 1966 | W | UCLA (5) 14 | Michigan State (1) 12 | Rose Bowl game |
| Nov. 24, 1962 | L | UCLA 3 | USC (1) 14 | at L.A. Coliseum |
| Oct. 6, 1962 | W | UCLA 9 | Ohio State (1) 7 | at L.A. Coliseum |
| Dec. 5, 1959 | L | UCLA (17) 8 | Syracuse (1) 36 | at L.A. Coliseum |
| Wins 4, Losses 11 | | | | |

UCLA AS No. 1 ON ASSOCIATED PRESS POLL


| Date | W/L | UCLA (rank)score | Oppt. (rank)score | Site |
|------------------|-----|------------------|---------------------|---------------------|
| Oct. 29, 1988 | L | UCLA (1) 30 | Washington State 34 | at Rose Bowl |
| Oct. 22, 1988 | W | UCLA (1) 24 | Arizona 3 | at Tucson, AZ |
| Nov. 18, 1967 | L | UCLA (1) 20 | USC (4) 21 | at L.A. Coliseum |
| Sept. 24, 1955 | L | UCLA (1) 0 | Maryland (5) 7 | at College Park, MD |
| Sept. 16, 1955 | W | UCLA (1) 21 | Texas A&M 0 | at L.A. Coliseum |
| Nov. 6, 1954 | W | UCLA (1) 41 | Oregon 0 | at L.A. Coliseum |
| Wins 3, Losses 3 | | | | |

UCLA'S LEAGUE CHAMPIONSHIP TEAMS



1998 • Overall Record: 10-2-0; Pacific-10 Conference Record: 8-0; AP Rank: 8; Coach: Bob Toledo

The Bruins opened the year with 10 wins in a row to extend the school record win streak to 20, including an eighth straight victory over USC. UCLA climbed as high as No. 2 in the polls and became just the fourth team in Pac-10 history to post a perfect 8-0 league mark. Kris Farris won the Outland Trophy. Cade McNown set single season records for passing yards and total offense.




1997 • Overall Record: 10-2-0; Pacific-10 Conference Record: 7-1; AP Rank: 5; Coach: Bob Toledo

The Bruins won the last 10 games of the season, concluding the year with a Cotton Bowl triumph over Texas A&M. It was the first time since 1946 that the Bruins had won 10 straight games in a season. Cade McNown led the nation in pass efficiency and over 85,000 fans turned out for the Washington game, the largest non-USC home crowd in 50 years. Skip Hicks set a school mark with 26 touchdowns and the Bruin offense scored 477 points, the most in school history.




1993 • Overall Record: 8-4-0; Pacific-10 Conference Record: 6-2; AP Rank: 18; Coach: Terry Donahue

The Bruins won seven straight Pac-10 games to tie for the conference title and a win over USC clinched a trip to the Rose Bowl game. UCLA led the nation in turnover margin (+1.73). JJ. Stokes set a school mark with 17 touchdown receptions in a season. Stokes went on to set a Rose Bowl game mark with 14 catches against Wisconsin.



1987 • Overall Record: 10-2-0; Pacific-10 Conference Record: 7-1; AP Rank: 9; Coach: Terry Donahue

The Bruins tied a school record with 10 wins and tied for the league title after posting a then school record seven conference wins. The team ranked fourth in the nation in defense. Troy Aikman and Gaston Green became the first Bruin duo to throw for over 2,000 yards and run for over 1,000 yards in the same season. The Bruins won a sixth straight bowl game with a win over Florida and Emmitt Smith in the Aloha Bowl.



1985 • Overall Record: 9-2-1; Pacific-10 Conference Record: 6-2; AP Rank: 7; Coach: Terry Donahue

The season started with a win over defending national champion BYU and ended with a third trip to the Rose Bowl game in four seasons. The Bruins led the nation in rush defense (70.3 yards per game) and placed seventh in total defense behind the play of such future NFL performers as James Washington, Mark Valen, Ken Norton, Jr., Jim Wahler, Carnell Lake and Darryl Henley. Despite a 17-13 loss at USC, the Bruins finished in a first-place tie in the conference. About five hours after the Bruin loss to the Trojans, Arizona's defeat of Arizona State left all three teams tied at 6-2 in the league race. UCLA won the championship tie-breaker and went on to defeat Iowa in the Rose Bowl game.



1983 • Overall Record: 7-4-1; Pacific-10 Conference Record: 6-1-1; AP Rank: 17; Coach: Terry Donahue


After an 0-3-1 start, the Bruins rallied behind quarterback Rick Neuheisel and won seven of their next eight games, earning a trip to the Rose Bowl with a 27-17 victory over USC. The win over USC, combined with Washington State's win over Washington, clinched the Bruins' return trip to Pasadena. In UCLA's win over Washington, Neuheisel completed 25 of 27 passes for an NCAA-record .926 percentage. In the Rose Bowl game, UCLA jumped out to a 28-3 halftime advantage and went on to post a 45-9 upset win over No. 4-ranked Illinois. It marked UCLA's fourth-straight win in the Rose Bowl game. Karl Dorrell caught two of Neuheisel's four touchdown passes in the game.

UCLA'S LEAGUE CHAMPIONSHIP TEAMS




1982 • Overall Record: 10-1-1; Pacific-10 Conference Record: 5-1-1; AP Rank: 5; Coach: Terry Donahue

After a loss at Washington, the Bruins needed to beat USC to earn a Rose Bowl bid in their first season of playing home games in the Arroyo Seco. With time having already expired, Karl Morgan stopped USC's two-point conversion attempt to preserve the win that sent the Bruins home to Pasadena. On New Year's Day, they beat Michigan for the second time that season, by a score of 24-14. In the earlier contest, UCLA had rallied from a 21-0 second quarter deficit to hand the Wolverines a 31-27 setback in Ann Arbor. UCLA totaled 10 wins for just the second time in history and the team ranked third nationally in scoring offense. Tom Ramsey led the nation in passing efficiency (153.5).




1975 • Overall Record: 9-2-1; Pacific-8 Conference Record: 6-1; AP Rank: 5; Coach: Dick Vermeil

Just like in 1965, the Bruins avenged an early-season loss in the Rose Bowl with a 23-10 win over then No. 1 ranked Ohio State in a game played before 105,464 fans. It also turned out to be coach Dick Vermeil's final game as Bruin head coach. An earlier conference loss to Washington meant that the Bruins had to defeat USC to earn a bid to the Rose Bowl game. UCLA posted a 25-22 win despite fumbling 11 times in the contest. It did manage to rack up over 400 yards in offense for the game against the toughest defense in the Pac-8. Wendell Tyler gained 130 yards on the ground against the Trojans to break Kermit Johnson's single-season rushing record. For the season, quarterback John Sciarra rushed for 787 yards and threw for 1,313 more yards.




1965 • Overall Record: 8-2-1; AAWU Record: 4-0; AP Rank: 4; Coach: Tommy Prothro

The Bruins proceeded to record their first ever win in a Rose Bowl game with a 14-12 victory over then top-ranked Michigan State. Bob Stiles and Jim Colletto combined to stop the Spartan's two-point conversion attempt in the fourth quarter and preserve UCLA's initial post-season win. Two touchdown passes by quarterback Gary Beban in the final four minutes of the USC game pulled out a 20-16 win and completed a perfect conference slate. First-year head coach Tommy Prothro was voted Coach of the Year by the American Football Coaches Association.



1961 • Overall Record: 7-4; AAWU Record: 3-1; AP Rank: 16; Coach: Bill Barnes

The 1961 Bruins were known for their strong running game and stingy defense. The team totaled 413 yards on the ground in a win over California. Sophomore Mike Haffner won the conference rushing title (703 yards) and senior Bobby Smith led the league in scoring (85) and total offense (966 yards). The Bruins beat USC, 10-7, in a rainstorm at the Coliseum to earn their way to the Rose Bowl. Minnesota handed the Bruins a 21-3 setback in the Arroyo Seco to ruin UCLA's fifth trip to the Rose Bowl game.



1959 • Overall Record: 5-4-1; AAWU Record: 3-1; AP Rank: n/a; Coach: Bill Barnes


The Bruins, behind the play of Bill Kilmer, handed an unbeaten, No. 2 ranked USC its first loss and went on to tie for the championship of the Athletic Association of Western Universities. The upset win over the Trojans sent a crowd of over 5,000 into the streets of Westwood to celebrate. Kilmer led the team in total offense that season with 702 yards passing and 388 yards rushing. It was the first full season as head coach for Bill Barnes, a former assistant on Red Sanders' staff. He was elevated to the top spot in the middle of the previous season after an illness to George Dickerson.



1955 • Overall Record: 9-2; Pacific Coast Conference Record: 6-0; AP Rank: 4; Coach: Red Sanders

The Bruins opened the season with a 21-0 win over Bear Bryant's Texas A&M team. The next week, the No. 1 ranked Bruins traveled to the East for the first time to meet No. 5- ranked Maryland and were handed a 7-0 loss by the Terrapins, snapping UCLA's 10-game winning streak. UCLA went on to win its final eight games in the regular season, four were shutouts, and met Michigan State in the Rose Bowl. A last-second Spartan field goal ruined the Bruin chances for a first-ever Rose Bowl victory, 17-14. Guard Hardiman Cureton earned All-America honors and running back Bob Davenport finished his career with over 1,100 yards. Red Sanders became the first head coach in history to win three straight PCC titles.

UCLA'S LEAGUE CHAMPIONSHIP TEAMS



**1954 • NATIONAL CHAMPIONS • Overall Record: 9-0;
Pacific Coast Conference Record: 6-0;
AP Rank: 2; UPI Rank: 1; Coach: Red Sanders**

The Bruins captured their first National Championship (UPI) and fielded their highest scoring team (40.8 points) in history (to date) as they won back-to-back conference titles for the first time ever. The total of 367 points over nine games ranked first in the nation and the defense limited opponents to just 40 points and 73.2 yards rushing per game to lead the nation in those categories as well. The Bruins clinched the conference championship in 110-degree heat with a 34-0 win over USC before 102,548 fans in the Coliseum. During the year, the Bruins set a school record that still stands with a 72-0 blanking of Stanford. They also handed No. 6 ranked Maryland a 12-7 loss early in the season. Guard Jim Salsbury, tackle Jack Ellena and fullback Bob Davenport each were named to at least one All-America first team. Left half back Primo Villanueva, a second-team All-American, led the team with 886 yards in total offense. The team completed the year ranked at the top of the UPI poll and second in the Associated Press poll.



**1953 • Overall Record: 8-2-0; Pacific Coast Conference
Record: 6-1; AP Rank: 5; Coach: Red Sanders**

Only a 21-20 loss at Stanford in the fifth game of the year spoiled a perfect UCLA record during the regular season. The Bruins fielded one of the greatest defenses in college football history (yielding just 2.91 yds/play), allowing just 48 points in nine regular season games. Chuck Doud, Jack Ellena, Hardiman Cureton and Myron Berliner keyed the defense. Tailback Paul Cameron led the PCC in rushing and came up just short of Kenny Washington's record for most yards gained in a career. According to newspaper accounts, an estimated 12,000 students gathered at the corner of Westwood and Wilshire for a two-hour rally to celebrate UCLA's selection to the Rose Bowl game.



**1946 • Overall Record: 10-1; Pacific Coast Conference
Record: 7-0; AP Rank 4; Coach: Bert LaBrucherie**

UCLA recorded its first-ever unbeaten, untied regular season and advanced to the Rose Bowl game for the second time. The Bruins averaged a then school-best total of 60,885 fans during their home games. The team rolled up a school record (at the time) 327 points and was selected for the Rose Bowl game opposite Illinois. Despite an upset loss to the Fighting Illini, the Bruins finished with their highest national ranking to date, fourth by the Associated Press. Ernie Case threw for a then Rose Bowl record 165 yards in the setback.



**1942 • Overall Record: 7-4-0; Pacific Coast Conference
Record: 6-1; AP Rank: 13; Coach: Edwin Horrell**

The 1942 season marked UCLA's first appearance in the Rose Bowl game. After opening the season with two losses, the Bruins won seven of the next eight contests to close the regular season. Bob Waterfield became the first Bruin to throw for over 1,000 yards in a season. Fullback Ken Snelling and left halfback Al Solari keyed the rushing attack. Georgia then handed the Bruins a 9-0 setback in the Rose Bowl game. The Bruins finished the year ranked 13th by the Associated Press.

**1935 • Overall Record: 8-2; Pacific Coast Conference
Record: 4-1; Coach: William Spaulding**


(No team photo available)

The Bruins opened the 1935 season with an impressive 39-0 shutout over Utah State. A 20-7 win over Oregon State followed as did two more wins at Stanford, 7-6, and versus Oregon, 33-6. California and SMU then handed the Bruins back-to-back losses. UCLA finished the season with four straight wins over Hawaii, Loyola, Idaho and at St. Mary's. The season marked the first-ever conference championship for a UCLA football team, which began participating in the PCC in 1928. A third-place finish in 1932 had been its best previous result in the league standings.

SOME PAST BRUIN CHAMPIONSHIP COACHES



Harry Trotter



Bill Spaulding



Edwin Horrell



Red Sanders



Tommy Prothro



Terry Donahue

UCLA PLAYERS IN ALL-STAR GAMES

Hula Bowl

1947 Tom Asher, T, Burr Baldwin, E, Don Borden, G, Ed Breeding, C, Ernie Case, QB, Budd Cote, G, Morrie Harrison, G, Hoxsie Griswold, T, John Johnson, B, Roy Kurrasch, E, Don Malmberg, T, Donn Ross, E, Art Spielman, C
 1948 Carl Benton, B, Don Capp, E, Robert Mike, T
 1949 Bill Clements, E, Mike Dimitro, G
 1950 George Pastor, G
 1952 Hal Mitchell, T
 1953 Donn Moomaw, LB
 1954 Paul Cameron, HB, Chuck Doud, T
 1955 Jack Ellena, T, Jim Salisbury, G, Primo Villanueva, HB
 1956 Hardiman Cureton, G, Bob Davenport, FB, Rommie Loudd, E, Sam Brown, HB
 1959 Bill Leeka, T, Dick Wallen, E
 1960 Ray Smith, FB
 1961 Bill Kilmer, HB, Marv Luster, E
 1962 Ron Hull, C, Marshall Shirk, T, Bobby Smith, HB, Almose Thompson, HB
 1963 Kermit Alexander, HB, Tony Fiorentino, G, Andy Von Sonn, C
 1964 Walt Dathe, G, Mel Profit, E
 1965 Kent Francisco, OT, Mike Haffner, HB, Larry Zeno, QB
 1966 Kurt Altenberg, E, Russ Banducci, G
 1967 Mel Farr, HB, John Richardson, DG
 1968 Gary Beban, QB, Larry Slagle, OT
 1969 Larry Agajanian, DT
 1970 Greg Jones, HB, Floyd Reese, DT
 1971 Dennis Dummit, QB, Tim Oesterling, DT
 1972 Mike Pavich, G
 1973 Randy Gaschler, C
 1974 Jim Allen, DB, Kermit Johnson, RB, James McAlister, RB
 1975 Gene Clark, OT, Art Kuehn, C
 1976 Randy Cross, G, John Sciarra, QB
 1977 Ray Burks, LB, Oscar Edwards, DB, Rick Walker, TE
 1978 Gus Coppens, OT, Frank Stephens, LB
 1979 Theotis Brown, RB, Jerry Robinson, LB, Manu Tuiaosopo, NG
 1980 Brent Boyd, C
 1981 Ken Easley, DB, Freeman McNeil, RB
 1982 Luis Sharpe, OT, Tim Wrightman, TE
 1983 Cormac Carney, SE, Irv Eatman, OT, Tom Ramsey, QB
 1984 Don Rogers, DB, Lupe Sanchez, DB
 1985 Neal Dellocono, LB, Duval Love, OT
 1986 Mike Sherrard, SE, Tommy Taylor, LB
 1987 Frank Batchkoff, DT, Karl Dorrell, FL
 1988 Mel Farr, FB, Gaston Green, TB, Ken Norton, LB, Dennis Price, CB
 1989 Troy Aikman, QB, Darryl Henley, CB, Doug Kline, ILB, Eric Smith, OLB
 1990 Frank Cornish, C, Charles Arbuckle, TE
 1991 Roman Phifer, OLB
 1992 Dion Lambert, CB, Kevin Smith, FB
 1993 Arnold Ale, LB, Mike Chalenski, DE, Carlton Gray, CB, Sean LaChapelle, WR, Kevin Williams, TB
 1994 Craig Novitsky, OG
 1996 James Milliner, RB, Teddy Lawrence, DB
 1998 Jim McElroy, FL, Chad Overhauser, OT
 1999 Mike Grieb, TE, Craig Walendy, FB
 2000 Eric Whitfield, S, Durell Price, FB
 2001 Jason Bell, DB
 2002 Ryan Nece, LB
 2003 Ricky Manning, DB, Marcus Reese, LB
 2004 Mat Ball, DE, David Tautofi, DL
 2006 Ed Blanton, OT
 2008 Shannon Tevaga, OG

Texas Vs. The World

2007 Junior Taylor, WR (injured in practice)
 2008 Rodney Van, CB

Japan Bowl

1976 Randy Cross, C, John Sciarra, QB
 1977 Raymond Burks, LB, Oscar Edwards, DB, Rick Walker, TE
 1978 Levi Armstrong, DB, Gus Coppens, OT, Frank Stephens, LB
 1979 Bobby Hosea, DB, Max Montoya, OT, Jeff Muro, LB
 1980 Brian Baggott, DB
 1981 Arthur Akers, LB, Kenny Easley, DB, Larry Lee, OG, Freeman McNeil, RB
 1982 Willie Curran, FL, Luis Sharpe, OT
 1983 Dan Dufour, C, Karl Morgan, NG, Tom Sullivan, DB, Jojo Townsell, FL
 1984 Paul Bergmann, TE, Kevin Nelson, RB, Don Rogers, DB, Lupe Sanchez, DB, Doug West, LB
 1985 Neal Dellocono, LB, Ron Pitts, DB
 1986 John Lee, PK, David Norrie, QB, Mark Walen, DT
 1987 Craig Rutledge, SS, Matt Stevens, QB
 1988 Alan Dial, S, Gaston Green, TB, Ken Norton, LB, Russ Warnick, OT
 1989 Troy Aikman, QB, Eric Ball, TB, Chance Johnson, ILB, Doug Kline, ILB, Marcus Turner, CB, Mike Lodish, DT, Marcus Patton, LB
 1990 Corwin Anthony, TE, Brian Brown, TB, Brian Lockwood, OLB, Scott Miller, WR
 1992 Scott Spalding, OG, Shawn Wills, TB, Brian Kelly, DT
 1993 Arnold Ale, LB, Rick Daly, TE

East-West Shrine Game

1932 Leonard Wellendorf, C
 1934 Lee Coats, C
 1936 Chuck Cheshire, H
 1944 Mike Marienthal, G
 1945 Bob Waterfield, Q
 1946 George Robotham, E
 1948 Bill Chambers, T, Tom Fears, E, Don Paul, C, Cal Rossi, HB
 1949 (J) Bill Clements, E, Ernie Johnson, HB
 1951 Bob Wilkinson, E
 1952 Hal Mitchell, T
 1955 (J) Sam Boghosian, G, Jack Ellena, T, Jim Salisbury, G
 1957 Pete O'Garro, E, Don Shinnick, LB
 1958 Bill Leeka, T, Dick Wallen, E
 1960 (J) Paul Oglesby, T, Ray Smith, B
 1960 (D) Jim Johnson, E-B, Bill Kilmer, HB, Marv Luster, E
 1962 Kermit Alexander, HB
 1963 Mel Profit, E
 1966 Mel Farr, HB, John Richardson, DG
 1967 Gary Beban, QB, John Erquiaga, C, Larry Slagle, T
 1969 Mike Ballou, LB, George Farmer, E, Greg Jones, HB
 1971 (J) Dennis Dummit, QB, Tim Oesterling, DT
 1971 (D) Bob Christiansen, E, Dave Dalby, C
 1972 Bruce Barnes, P, Bruce Walton, OT
 1973 James McAlister, RB, Al Oliver, OT, Bill Sandifer, DT
 1974 Art Kuehn, C, Fulton Kuykendall, LB
 1977 (J) Wendell Tyler, RB, Rick Walker, TE
 1977 (D) Levi Armstrong, DB
 1979 (J) Peter Boormeester, PK
 1979 (D) Johnny Lynn, DB
 1981 Avon Riley, LB, Larry Lee, OG
 1983 Jimmy Turner, DB
 1984 Kevin Nelson, RB
 1986 Mike Hartmeier, OG
 1987 Joe Goebel, C, Chuckie Miller, CB, Derek Tennell, TE
 1988 David Richards, OT, James Washington, S
 1989 Darryl Henley, CB, Carnell Lake, OLB, Jim Wahler, NG
 1990 Frank Cornish, C, Charles Arbuckle, TE
 1991 Roman Phifer, OLB, Eric Turner, FS
 1992 Matt Darby, S, James Malone, ILB
 1993 Mike Chalenski, DE, Carlton Gray, CB, Sean LaChapelle, WR
 1994 Vaughn Parker, OT
 1995 Carl Greenwood, CB

1996 Kevin Jordan, WR
 1997 Paul Guidry, DB
 1999 Cade McNown, QB (dnp)
 2000 Eric Whitfield, S
 2002 Marques Anderson, S, Ryan Nece, LB (inj.)
 2003 Mike Saffer, OT, Ricky Manning, DB, Nate Fikse, P/PK
 2004 Ryan Boschetti, DL, Brandon Chillar, LB
 2005 Tab Perry, WR
 2006 Drew Olson, QB, Justin London, LB
 2007 Justin Hickman, DE, Justin Medlock, PK
 2008 Dennis Keyes, S
 2010 Terrence Austin, WR, Reggie Carter, LB, Ryan Moya, TE, Alterraun Verner, CB
 2011 David Carter, DT

Senior Bowl

1951 Bob Wilkinson, E
 1953 Ernie Stockert, E
 1954 Bill Stits, B
 1955 Joe Ray, T
 1956 Jim Brown, G
 1968 John Erquiaga, C
 1970 Mike Ballou, LB, Wes Grant, DE
 1972 Dave Dalby, C
 1973 Allan Ellis, DB
 1974 Fred McNeill, DE
 1977 Mitch Kahn, C, Wendell Tyler, RB
 1978 Frank Corral, PK
 1980 Brent Boyd, C
 1983 Blanchard Montgomery, LB, Tom Ramsey, QB, Dokie Williams, FL
 1986 Robert Cox, OT, John Lee, PK
 1987 Joe Goebel, C
 1988 Willie Anderson, WR
 1989 Eric Ball, TB, Darryl Henley, CB, Carnell Lake, OLB, Jim Wahler, NG
 1991 Corwin Anthony, TE, Randy Austin, TE, Rocen Keeton, OLB, Scott Miller, WR, Lance Zeno, C (inj.)
 1992 Dion Lambert, CB
 1996 Donnie Edwards, LB, Mike Flanagan, C
 1998 Skip Hicks, TB, Shaun Williams, FS
 1999 Larry Atkins, S (inj.), Cade McNown, QB; Chris Sailer, K
 2000 Danny Farmer, WR
 2002 Marques Anderson, S, Kenyon Coleman, DE, Bryan Fletcher, TE, DeShaun Foster, TB, Ken Kocher, DT, Robert Thomas, LB (inj.)
 2003 Mike Seidman, TE
 2004 Dave Ball, DE, Rodney Leisle, DT
 2005 Craig Bragg, WR, Manuel White Jr., RB
 2006 Mercedes Lewis, TE, Spencer Havner, LB
 2008 Bruce Davis, DE
 2011 Kai Forbath, PK, Christian Yount, LS

Blue-Gray Game

1979 Brian Baggott, DB
 1989 Mike Farr, WR, Mike Lodish, DT, Rick Meyer, OG
 1990 Randy Austin, TE, Reggie Moore, WR
 1994 J.J. Stokes, WR, Wayne Cook, QB
 1996 Phillip Ward, LB, Travis Kirschke, DL
 1999 Keith Brown, TB (injured), Durell Price, FB, Ryan Roques, DB
 2001 Anthony Fletcher, DT

Villages Gridiron Bowl

1999 Brendon Ayanbadejo, LB; Andy Meyers, OG; Shawn Stuart, C; Craig Walendy, FB
 2002 Brian Poli-Dixon, WR
 2005 Matt Clark, CB, Chris Kluwe, P

Las Vegas All-American Classic (Paradise Bowl, 2002-2003)

2002 Troy Danoff, C, Anthony Fletcher, DT, Scott McEwan, QB, Jason Stephens, S
 2003 Bryce Bohlander, OT, Rusty Williams, DL, Joe Hunter, DB
 2004 Shane Lehmann, OL
 2006 Jarrad Page, S, David Koral, QB

ASSISTANT COACHES HISTORY

Name (position coached)

Nick Aliotti (def. coord./special teams/db)
 Foster Andersen (ol/te/db)
 Norm Andersen (wrl/rb)
 Steve Axman (off. coord./qb/ol)
 Dino Babers (asst. hc/rb/wr)
 Bill Barnes (ends)
 John Becker (freshman)
 Bob Bergdahl (freshman, running backs)
 Gary Bernardi (te/ol/special teams)
 Eric Bieniemy (rb/special teams)
 Gary Blackney (db)
 Ken Blair (lb/special teams/wr)
 Sam Boghosian (guard, center, lb)
 Alan Borges (off. coord./qb)
Inoke Breckterfield (dl)
 Deke Brackett (backs)
 Rich Brooks (lb/sp. teams)
 Chuck Bullough (lb/def. coord.)
 Jacob Burney (dl)
 Tom Cable (off. coord./ol)
 Jim Camp (off. backs)
 Ron Caragher (wr/special teams)
 Norm Chow (off. coord./qb)
 A.J. Christoff (db)
 Jim Colletto (asst. hc/ol/te)
 Bob Connelly (ol)
 John Cooper (db)
 Larry Coyer (db/lb)
 Jim Criner (lb/ol/te)
 Dave Currey (wr)
 Jim Dawson (line)
 Gary DeLoach (secondary/special teams)
 George Dickerson (line)
 Terry Donahue (ol)
 Marc Dove (lb/sp. teams/db)
 Norman Dow (freshman)
 Rod Dowhower (off. coord./qb/wr)
 Earnel Durden (rb/wr)
 Jon Embree (asst. hc/te/wr)
 John Farrell (off. backs/blocking backs)
 Bob Field (asst. hc/def. coord./db/lb/special teams)
 Jethro Franklin (dl/special teams)
 Frank Gansz, Sr. (ol/te)
 Frank Gansz, Jr. (special teams)
 Tom Hayes (co. def. coord./db)
 Tim Hauck (safeties)
 Johnny Hermann (freshman, passing game, qb, wr)
 Todd Howard (asst. hc/dl)
 Ron Hudson (rb)
 Jed Hughes (def. coord./dl/lb)
Tim Hundley (secondary/lb/special teams)
 Milt Jackson (ol/te)
 John Jardine (ol/te)
 Don Johnson (dl)
 Johnny Johnson (freshman, backfield)
Mike Johnson (off. coord./wr)
 Doug Kay (dl/lb)
 Larry Kerr (def. coord./lb)
 Ed Kezirian (ol/te)
 Tony Kopay (ol/db)
 Carnell Lake (secondary)
Clark Lea (lb)

Years on Staff

1998
 1977
 1982-86, 1994-95
 1987-88, 2003
 2004-07
 1950-58
 1970
 1958-64
 1994-03
 2003-05
 1978-79
 1971-73
 1957-64
 1996-00
2011
 1950-63
 1970, 1976
 2006-10
 1990-92
 2004-05
 1967-69
 1996-02
 2008-10
 1990-94
 1967-68, 1980-81, 2006
 2007
 1965-66
 1987-89
 1973-75
 1989
 1959-62
 2003-07
 1946-57
 1971-75
 1996-02
 1968-69
 1974-75
 1969-70
 2003-05
 1967-68
 1978-79, 1981-00
 1999
 1976-77
 2008-10
 1980-88
 2008
 1958-64
 2006-10
 1979-81
 1976-81
1990-95, 2009-11
 1979
 1965-69
 2000-04
 1950-64
2011
 1977-79
 1989, 2003-05
 1982-92
 1965-72
 2009
2010-11

Name

R. Todd Littlejohn (db)
 Jerry Long (ol/dl)
 Rocky Long (def. coord./lb)
 Dick Mansperger (line)
 Larry Marmie (db)
 Steve Marshall (ol)
Jim Mastro (f back/te)
 Tory Matheson (freshman)
 Bill Matthews (rb)
 D.J. McCarthy (wr)
Angus McClure (te/special teams)
 Bob McKittrick (ol/defense/db/lb/dl)
 Bill McPherson (dl)
 Mike Mikolayunas (qb, wr)
 Reggie Moore (wr)
 Thurmond Moore (dl)
 Jim Mora (lb)
Wayne Moses (rb)
 Jim Myers (line)
 Ray Nagel (backfield)
 Ron Nay (off. backs)
 Rick Neuheisel (wr/qb)
 Jay Norvell (off. coord./qb)
 Wayne Nunnely (dl)
 Dwain Painter (qb/wr)
Bob Palcic (assoc. hc/ol)
 John Pearce (qb/dl/special teams)
 Skip Peete (rb)
 Carl Peterson (wrl/te)
 Dan Peterson
 Tommy Prothro
 Bill Rees (recruiting)
 Don Riley (ol/special teams)
 Greg Robinson (off. coord./ot/te/dl)
 Pepper Rodgers (off. backs/wr)
 Al Sandahl (wrl/qb)
 Brian Schneider (special teams/safeties/lb)
 Eric Scott (wr)
 Mike Sherman (ol)
 Ron Siegrist (ol)
 Kelly Skipper (off. coord./rb/special teams)
 Homer Smith (off. coord./qb)
 Phil Snow (def. coord./safeties)
 Lynn Stiles (asst. hc/def. coord./lb/dl)
 Lew Stueck (lb/dl/defense)
 Jim Svoboda (off. coord./qb)
 Howard Tippet (linebackers)
 Bob Toledo (off. coordinator)
 Dick Tomey (def. coord./db/off. backs)
Joe Tresey (def. coord.)
 Terry Tumey (dl/special teams)
 Dick Vermeil (off. coord./qb)
 Fred Von Appen (defense)
 DeWayne Walker (def. coord./db)
 Mike Waufle (dl)
 Doug Weaver (asst. hc/def. coord./db/lb)
 Larry Weaver (db)
 Mark Weber (ol/special teams)
 Ted Williams (rb/lb)
 John Wristen (te/special teams)

Years on Staff

2001-02
 1965-75
 1996-97
 1963-64
 1995
 1996
2011
 1971
 1971-78
 2006
2007, 2011
 1965-70
 1975-77
 1979 (Spring)
 2008-10
 2005
 1974
1990-95, 2008-11
 1949-56
 1955-57
 1971
 1988-93
 2007
 1993-94
 1976-78
1993, 2008-11
 1999-02
 1996-97
 1973-75
 1958-64
 1949-54
 1979-93
 1976-87, 1995
 1982-89
 1965-66
 1979
 2003-05
 2007
 1994
 1965-68
 1998-02
 1972-73, 1980-86, 1990-93
 2001-02
 1971-75
 1963-69
 2004-06
 1980
 1994-95
 1971-1976
2011
 1995-98
 1970
 1970
 2006-08
 1989
 1971-72
 1969-70
 1997-03
 1980-89
 2006

*1953-2011

(Current assistant coaches boldface)

UCLA FOOTBALL ATTENDANCE HISTORY

UCLA HOME ATTENDANCE

| Year | G | Att. | Avg. | Year | G | Att. | Avg. | Year | G | Att. | Avg. |
|-------|---|----------|---------|------|---|---------|--------|------|---|---------|--------|
| 2010 | 6 | 362,253 | 60,376 | 1983 | 4 | 215,293 | 53,823 | 1956 | 6 | 250,864 | 41,811 |
| 2009 | 6 | 387,283 | 64,547 | 1982 | 6 | 352,284 | 58,714 | 1955 | 6 | 392,848 | 65,474 |
| 2008 | 7 | 509,563* | 72,795 | 1981 | 5 | 260,595 | 52,119 | 1954 | 5 | 312,043 | 62,409 |
| 2007 | 6 | 458,271 | 76,379* | 1980 | 5 | 265,796 | 53,159 | 1953 | 7 | 351,883 | 50,269 |
| 2006 | 7 | 454,683 | 64,955 | 1979 | 7 | 330,690 | 47,241 | 1952 | 6 | 284,422 | 47,404 |
| 2005 | 6 | 385,305 | 64,218 | 1978 | 6 | 303,276 | 50,546 | 1951 | 6 | 247,709 | 41,284 |
| 2004 | 6 | 363,092 | 60,515 | 1977 | 6 | 283,904 | 47,317 | 1950 | 6 | 220,694 | 36,783 |
| 2003 | 6 | 339,813 | 56,636 | 1976 | 6 | 288,032 | 48,005 | 1949 | 6 | 270,786 | 45,131 |
| 2002 | 6 | 392,375 | 65,396 | 1975 | 7 | 296,481 | 42,354 | 1948 | 7 | 312,361 | 44,623 |
| 2001 | 5 | 333,067 | 66,613 | 1974 | 5 | 234,056 | 46,816 | 1947 | 6 | 418,874 | 69,812 |
| 2000 | 7 | 470,961 | 67,280 | 1973 | 6 | 239,375 | 39,896 | 1946 | 7 | 426,196 | 60,885 |
| 1999 | 6 | 298,951 | 49,825 | 1972 | 7 | 339,736 | 48,534 | 1945 | 8 | 398,034 | 49,629 |
| 1998* | 5 | 368,547 | 73,709 | 1971 | 6 | 241,630 | 40,282 | 1944 | 7 | 214,733 | 30,676 |
| 1997 | 6 | 327,531 | 54,589 | 1970 | 5 | 267,974 | 53,595 | 1943 | 6 | 140,083 | 23,347 |
| 1996 | 5 | 287,660 | 57,532 | 1969 | 5 | 246,264 | 49,253 | 1942 | 9 | 350,536 | 38,948 |
| 1995 | 6 | 294,643 | 49,107 | 1968 | 5 | 234,118 | 46,824 | 1941 | 8 | 294,676 | 36,834 |
| 1994 | 6 | 308,375 | 51,396 | 1967 | 6 | 339,705 | 56,619 | 1940 | 9 | 400,987 | 50,123 |
| 1993 | 6 | 301,478 | 50,246 | 1966 | 6 | 272,150 | 45,358 | | | | |
| 1992 | 6 | 295,561 | 49,260 | 1965 | 4 | 218,106 | 54,526 | | | | |
| 1991 | 5 | 245,760 | 49,152 | 1964 | 4 | 163,223 | 40,806 | | | | |
| 1990 | 6 | 327,619 | 54,603 | 1963 | 6 | 221,867 | 36,977 | | | | |
| 1989 | 6 | 324,718 | 54,120 | 1962 | 6 | 232,045 | 38,674 | | | | |
| 1988 | 7 | 442,850 | 63,264 | 1961 | 6 | 205,388 | 34,231 | | | | |
| 1987 | 6 | 334,133 | 55,689 | 1960 | 6 | 216,271 | 36,045 | | | | |
| 1986 | 6 | 364,368 | 60,728 | 1959 | 8 | 304,530 | 38,066 | | | | |
| 1985 | 4 | 211,751 | 52,938 | 1958 | 6 | 207,522 | 34,587 | | | | |
| 1984 | 7 | 374,047 | 53,435 | 1957 | 6 | 262,847 | 43,807 | | | | |

(* indicates school record)

TOP CROWDS (1944-2010)

In 1996, UCLA played before the two largest crowds in school history. Since 1944, the Bruins have played before 85,000 or more fans 68 times, topped by Tennessee's crowd of 106,297 in 1996. In 1982, for the first time in school history, UCLA had two crowds of better than 100,000 and three of better than 95,000.

| | | |
|-----------------------------------|----------------------------|-----------------------------|
| 106,297 — Tennessee '96 | * 93,458 — USC '93 | * 88,038 — USC '73 |
| 106,011 — Michigan '96 | 93,283 — Ohio State '99 | 87,969 — Ohio State '76 |
| 105,464 — Ohio State ('76 RB) | * 93,172 — USC '03 | † 87,790 — USC '08 |
| 105,413 — Michigan '82 | # 92,962 — St. Mary's '46 | # 87,728 — Iowa '47 |
| 104,992 — Michigan '90 | * 92,516 — USC '87 | * 86,740 — USC '62 |
| 104,991 — Michigan ('83 RB) | * 92,000 — USC '05 | * 86,672 — USC '89 |
| 103,292 — Iowa ('86 RB) | † 91,815 — USC '94 | # 86,168 — USC '77 |
| 103,217 — Illinois ('84 RB) | * 91,553 — USC '07 | † 86,000 — Oregon State '80 |
| * 102,548 — USC '54 | * 91,384 — USC '99 | * 85,917 — USC '59 |
| 102,239 — Tennessee '09 | * 91,363 — USC '95 | 85,897 — Tennessee '78 |
| * 102,050 — USC '47 | * 91,350 — USC '97 | # 85,713 — USC '09 |
| 101,437 — Texas '10 | † 91,084 — USC '02 | † 85,697 — Washington '97 |
| 101,237 — Wisconsin ('94 RB) | * 90,814 — USC '69 | * 85,366 — USC '53 |
| 100,809 — Michigan State ('56 RB) | * 90,772 — USC '67 | |
| † 100,741 — USC '88 | † 90,622 — USC '06 | |
| * 100,333 — USC (2) '45 | * 90,519 — USC '76 | |
| 100,087 — Michigan State ('66 RB) | * 90,387 — USC '78 | |
| † 98,370 — USC '86 | † 90,096 — USC '84 | |
| * 98,321 — USC '46 | * 90,064 — USC '85 | |
| 98,214 — Minnesota ('62 RB) | * 89,432 — USC '81 | |
| 98,088 — USC '90 | 89,177 — Michigan '71 | |
| * 96,869 — USC '52 | * 89,131 — Stanford '46 | |
| 97,117 — Tennessee '91 | 88,821 — Illinois ('47 RB) | |
| 96,000 — Michigan State ('54 RB) | † 88,804 — Michigan '00 | |
| * 95,879 — USC '55 | * 88,588 — USC '01 | |
| † 95,763 — USC '82 | † 88,442 — USC '04 | |
| 94,370 — Tennessee '85 | 88,214 — USC '79 | |
| * 94,085 — USC '65 | 88,084 — Ohio State '80 | |
| 93,872 — Wisconsin ('99 RB) | † 88,080 — USC '98 | |

Legend

*Coliseum day games.
#Coliseum night games.
***Coliseum twilight games.
†Rose Bowl day games.
‡Mirage Bowl, Tokyo, Japan



THE VICTORY BELL

The winner of the annual USC-UCLA football game is given the Victory Bell. The 295-pound bell originally hung atop a Southern Pacific freight locomotive. It was given to UCLA in 1939 as a gift from the UCLA Alumni Association. For the next two seasons, cheerleaders rang the bell after each Bruin point.

At the opening game of the 1941 UCLA football season, six members of a USC fraternity mixed in among the Bruin supporters and after the game helped them load the Bell onto a waiting truck which was bound for Westwood. While the Bruin well-wishers were searching for the missing keys to the truck, the Trojan supporters drove off with the bell. The bell remained hidden for more than a year in various locations.

The controversy quieted somewhat until a picture of the bell was featured in a USC publication. This action re-ignited the rivalry, as students from UCLA retaliated by painting the Tommy Trojan statue on the USC campus. Trojan students then acted by burning their school's initials on several UCLA lawns. Police and school administrators had to be called to help quell the uprisings.

On Nov. 12, 1942, the bell was wheeled in front of Tommy Trojan and the student body presidents of both institutions signed an agreement stating that thereafter the annual winner of the rivalry football game would keep possession of the bell for the next year. In that first season on the gridiron following the pact, the Bruins, under the direction of coach Edwin Horrell, defeated the Trojans, 14-7, to mark the first-ever Bruin win in the series. Later that season, the Bruin team went on to make its first ever post-season appearance in the 1943 Rose Bowl game.



Gary Beban, UCLA's Heisman winning quarterback, is one of many Bruin football alumni who have served as an Honorary Captain and participated in the pre-game coin flip.

HONORARY CAPTAINS

For each UCLA home game, UCLA honors a star from its past as an Honorary Captain. The selected Bruin alum speaks to the football team on Friday, stays at the team hotel on Friday night, is on the sideline prior to and during the game and participates in the pre-game coin flip with the Bruin captains.

Bruin standouts who have participated as an Honorary Captain include: three-time consensus All-Americans and College Football Hall of Fame members Kenny Easley and Jerry Robinson; 1967 Heisman Trophy winner and College Football Hall of Fame member Gary Beban; former head coach and College Football Hall of Fame member Terry Donahue; James Washington, Bruin All-American and two-time Super Bowl champion; and Billy Kilmer, also in the College Football Hall of Fame, just to name a few.

THE ORIGIN OF THE BRUIN MASCOTS

The first athletic mascot for UCLA teams appeared as the result of spirited student demand. In the 1930's, a live bear and its trainer were rented by Associated Students to appear at all UCLA home football games. However, wild animals became increasingly difficult to handle in a large crowd, and the Coliseum outlawed their appearances.

UCLA was without a mascot again until the early 1950's, when student and alumni united to bring "Little Joe Bruin" to Westwood. Only six months of age during the football season, this first official "Little Joe" was

a Himalayan bear cub from India. However, after a short time he grew too large and was transferred to a circus.

The first "Josephine" arrived in 1961, after a long search to fill "Little Joe Bruin's" place. She was purchased by the alumni, and was kept in the backyard of the Rally Committee chairman. She also grew too large and was soon moved to the San Diego Zoo.

The difficulty in obtaining and caring for live bears eventually led to the appearance of costumed student mascots. In the mid-1960's several male students were selected to take turns playing the part of Joe Bruin. In 1967, the first female to become a UCLA mascot created the role of Josephine Bruin and joined Joe at athletic events. The various versions of the duo have been a fixture on the UCLA sporting scene ever since that time.

THE ORIGIN OF THE "UCLA BRUIN"

Back in 1919 UCLA was known as the "Southern Branch" of the University of California. The UCLA football team, playing its first season, was then known as the "Cubs" owing to their younger relationship to the California Bears in Berkeley.

In 1923, under new coach Jimmie Cline, the football team adopted the name "Grizzlies" instead of Cubs. In 1925, Bill Spaulding came west from the University of Minnesota to help upgrade the football program. In 1928, the Grizzlies joined the Pacific Coast Conference. However, there was a problem with the nickname, since the University of Montana, also a member of the PCC at the time, had prior rights to the nickname "Grizzlies". UCLA, which had changed its name from the Southern Branch in 1927, became the "Bruins" in 1928 and has been recognized as such ever since.

FOOTBALL TRADITIONS/FACTS

At every home game, the Bruin players and coaches walk through the fans tailgating in Area H prior to entering the Rose Bowl.

UCLA is the only school in the Pac-12 to produce a three-time consensus All-American in football - Jerry Robinson (1976-77-78) and Kenny Easley (1978-79-80).

Over the last 29 years (1982-2010), no Pac-12 school has won more bowl games than UCLA (12).

Over the last 29 years (1982-2010), only 11 schools in the nation have won more bowls than UCLA.

UCLA has played in seven bowls in the last nine years and eight in the last 11 years.

UCLA is always well-represented in the National Football League. The current group of Bruins in the NFL is led by Pro Bowl running back Maurice Jones-Drew, Pro Bowl tight end Mercedes Lewis and standout rookie cornerback Alterraun Verner.

Super Bowl champions Troy Aikman, Jonathan Ogden, Carnell Lake and Roman Phifer are just a few of the UCLA alumni who have starred in the National Football League.

Randy Cross was the second Bruin in three years to be selected to the National Football Foundation Hall of Fame (Troy Aikman in 2008, Cross in 2010). There are 13 Bruins (10 players, three coaches) in the Hall.

UCLA LIVE TELEVISION APPEARANCES

UCLA has appeared on live television 342 times, dating back to 1952. 209 of the last 218 games have been televised live on either a national, regional or local basis, including:

- 2010 — Kansas State (ABC/R) 22-31
Stanford (ESPN) 0-35
Houston (FSN) 31-13
Texas (ABC/N) 34-12
Washington State (FSNPT) 42-28
California (FSN) 7-35
Oregon (ESPN) 13-60
Arizona (FSN) 21-29
Oregon State (Versus) 17-14
Washington (ESPN) 7-24
Arizona State (FSN) 34-55
USC (FSN) 14-28
- 2009 — San Diego State (FS West) 33-14
Tennessee (ESPN) 19-15
Kansas State (FSN) 23-9
Stanford (ABC/R) 16-24
Oregon (ABC/R) 10-24
California (ABC/R) 26-45
Arizona (FSNPT) 13-27
Washington (FSNPT) 24-23
Washington State (FCS) 43-7
Arizona State (FSN) 23-13
USC (FSN) 7-28
Temple (ESPN) 30-21
- 2008 — Tennessee (ESPN) 27-24
Brigham Young (Versus) 0-59
Arizona (FSN) 10-31
Fresno State (ABC/R) 31-36
Washington State (FSNPT) 28-3
Oregon (FSN) 24-31
Stanford (FSNW) 23-20
California (ABC/R) 20-41
Oregon State (FSNPT) 6-34
Washington (FSN) 27-7
Arizona State (ESPN2) 9-34
USC (ABC/N) 7-28
- 2007 — Stanford (FSN) 45-17
Brigham Young (Versus) 27-17
Utah (Versus) 6-44
Washington (FSN) 44-31
Oregon State (FSN) 40-14
Notre Dame (ABC/R) 6-20
California (ABC/R) 30-21
Washington State (FSN) 7-27
Arizona (ABC/R) 27-34
Arizona State (ABC/R) 20-24
Oregon (ABC/R) 16-0
USC (ABC/N) 7-24
Brigham Young (ESPN/N) 16-17
- 2006 — Utah (FSN) 31-10
Rice (FSNPT) 26-16
Washington (TBS) 19-29
Stanford (FSN) 31-0
Arizona (FSNPT) 27-7
Oregon (ABC/R) 20-30
Notre Dame (NBC/N) 17-20
Washington State (ABC/R) 15-37
California (ABC/R) 24-38
Oregon State (FSNPT) 25-7
Arizona State (FSN) 24-12
USC (ABC/N) 13-9
Florida State (ESPN) 27-44
- 2005 — San Diego State (ESPN2) 44-21
Rice (FSNW2) 63-21
Oklahoma (ABC/R) 41-24
Washington (FSNW2) 21-17
California (TBS) 47-40
Washington State (FSN) 44-41 (ot)
Oregon State (TBS) 51-28
Stanford (FSN) 30-27 (ot)
Arizona (FSNW2) 14-52
Arizona State (ABC/R) 45-35
USC (ABC/N) 19-66
Northwestern (CBS) 50-38
- 2004 — Oklahoma State (ABC/R) 20-31
Illinois (ABC/SN) 35-17
Washington (ABC/R) 37-31
San Diego State (FSNW2) 33-10
Arizona (FSN) 37-17
California (TBS) 28-45
Arizona State (ABC/R) 42-48
Stanford (FSN) 21-0
Oregon (ABC/R) 34-26
USC (ABC/N) 24-29
Wyoming (ESPN) 21-24
- 2003 — Colorado (ABC/SN) 14-16
Illinois (ABC/R) 6-3
Oklahoma (ABC/R) 24-59
San Diego State (FSNW2) 20-10
Washington (FSN) 46-16
Arizona (FSN) 24-21
- California (ABC/R) 23-20 (ot)
Arizona State (FSN) 20-13
Stanford (FSN) 14-21
Washington State (ABC/R) 13-31
USC (ABC/R) 22-47
Fresno State (ESPN2) 9-17
- 2002 — Colorado State (FSN) 30-19
Oklahoma State (FSN) 38-24
Colorado (ABC/R) 17-31
San Diego State (ESPN2) 43-7
Oregon State (ABC/R) 43-35
Oregon (ABC/R) 30-31
California (TBS) 12-17
Stanford (FSN) 28-18
Washington (TBS) 34-24
Arizona (FSN 2) 37-7
USC (ABC/R) 21-52
Washington State (ABC/N) 27-48
New Mexico (ESPN) 27-13
- 2001 — Alabama (ESPN) 20-17
Kansas (FSN) 41-17
Ohio State (ABC/SN) 13-6
Oregon State (ABC/R) 38-7
Washington (ABC/SN) 35-13
California (FSN) 56-17
Stanford (ABC/R) 28-38
Washington State (Fox Synd.) 14-20
Oregon (ABC/R) 20-21
USC (FSN) 0-27
- 2000 — Arizona State (FSNW2) 52-42
Alabama (ABC/SN) 35-24
Fresno State (FSNW2) 24-21
Michigan (ABC/SN) 23-20
Oregon (FSN) 10-29
Arizona State (FSN) 38-31
Oregon State (FSNW2) 38-44
Arizona (ABC/R) 27-24
Stanford (Fox Synd.) 37-35
Washington (ABC/R) 28-35
USC (FSNW2) 35-38
Wisconsin, Sun Bowl (CBS) 20-21
- 1999 — Boise State (FSNW2) 38-7
Ohio State (ABC/SN) 20-42
Fresno State (FSNW2) 35-21
Arizona State (ABC/R) 27-28
Oregon (Fox Cable) 34-29
California (ABC/R) 0-17
Oregon State (Fox Synd.) 7-55
Washington State (FSN) 7-33
Washington (ABC/R) 23-20
USC (ABC/R) 7-17
- 1998 — Texas (ABC/R) 49-31
Houston (FX) 42-24
Wash. St. (ABC/R) 49-17
Arizona (Fox Cable) 52-28
Oregon (ABC/R) 41-38 (ot)
California (ABC/R) 28-16
Stanford (FX) 28-24
Oregon St. (Fox Synd.) 41-34
Washington (ABC/R) 36-24
USC (ABC/R) 34-17
Miami (ESPN) 45-49
Wisconsin, Rose Bowl (ABC) 31-38
- 1997 — Wash. St. (ABC/R) 34-37
Tennessee (ABC/SN) 24-30
Texas (ABC/R) 66-3
Arizona (Fox Cable) 40-27
Houston (FSW2) 66-10
Oregon (FX) 39-31
Oregon St. (Fox Synd.) 34-10
Stanford (Fox Synd.) 27-7
Washington (ABC/R) 52-28
USC (ABC/R) 31-24
Texas A&M, Cotton Bowl (CBS) 29-23
- 1996 — Tennessee (CBS/N) 20-35
Michigan (ABC/R) 9-38
Oregon (Fox Cable) 41-22
Arizona St. (ABC/R) 34-42
Washington (Fox Synd.) 21-41
California (Fox Synd.) 38-29
Stanford (Fox Cable/FX) 20-21
Wash. St. (ABC/R) 38-14
Arizona (ABC/R) 17-35
USC (ABC/R) 48-41 2ot
- 1995 — Miami (ABC/SN) 31-8
BYU (ABC/R) 23-9
Oregon (ABC/R) 31-38
Wash. St. (ABC/R) 15-24
Fresno St. (Prime) 45-21
Stanford (ABC/R) 42-28
California (Prime/Pac-10) 33-16
Arizona St. (Prime/Pac-10) 33-37
USC (ABC/SN) 24-20
Kansas, Aloha Bowl (ABC), 30-51
- 1994 — Tennessee (ABC/SN) 25-23
SMU (Prime) 17-10
Nebraska (ABC/SN) 21-49
Wash. St. (Prime/Pac-10) 0-21
Washington (ABC/SN) 10-37
California (ABC/SN) 7-26
Oregon St. (Prime) 14-23
Arizona (ABC/SN) 24-34
Arizona St. (ESPN) 59-23
USC (ABC/SN) 31-19
- 1993 — California (Prime) 25-27
Nebraska (ABC/SN) 13-14
Stanford (ABC/SN) 28-25
San Diego State (ESPN) 52-13
BYU (Prime) 68-14
Washington (ABC/SN) 39-25
Oregon St. (Prime/Pac-10) 20-17
Arizona (ESPN) 37-17
Wash. St. (ABC/SN) 40-27
Arizona St. (Prime/Pac-10) 3-9
USC (ABC/SN) 27-21
Wisconsin, Rose Bowl (ABC) 16-21
- 1992 — CS Fullerton (Prime) 37-14
San Diego State (ABC/SN) 35-7
Arizona (Prime/Pac-10) 3-23
Stanford (ESPN) 9-19
Wash. St. (ABC/SN) 17-30
Arizona State (Prime) 0-20
USC (ESPN) 38-37
BYU (Prime) 27-23
- 1991 — Tennessee (TBS/N) 16-30
San Diego State (ESPN) 37-12
California (ABC/SN) 24-27
Arizona (Prime) 54-14
Oregon St. (Prime/Pac-10) 44-7
Arizona State (ABC/SN) 21-16
Wash. St. (Prime/Pac-10) 44-3
Stanford (Prime/Pac-10) 10-27
Oregon (ABC/SN) 16-7
USC (Prime) 24-21
Illinois, Hancock Bowl (CBS/N) 6-3
- 1990 — Oklahoma (ABC/N) 14-34
Stanford (Prime/Pac-10) 32-31
Michigan (ABC/N) 15-38
Wash. State (ESPN) 30-20
Arizona (ABC/SN) 21-28
San Diego St. (Prime) 45-31
Oregon State (Prime) 26-17
Washington (ABC/SN) 25-22
USC (ABC/N) 42-45
- 1989 — Tennessee (Prime) 6-24
Michigan (ABC/N) 23-24
Arizona State (ESPN) 33-14
Arizona (ABC/SN) 7-42
Oregon State (ABC/SN) 17-18
Washington (ABC/N) 27-28
Oregon (Prime) 20-38
USC (ABC/N) 10-10
- 1988 — San Diego State (Prime) 59-6
Nebraska (ABC/N) 41-28
Long Beach State (Prime) 56-3
Washington (ABC/N) 24-17
Oregon State (Prime) 38-21
Arizona (ABC/SN) 24-3
Wash. St. (ABC/N) 30-34
Oregon (ABC/N) 16-6
USC (ABC/N) 22-31
Arkansas, Cotton Bowl (CBS) 17-3
- 1987 — San Diego St. (Local/PPV) 47-14
Nebraska (ESPN) 33-42
Arizona (ABC/SN) 34-24
Stanford (ABC/SN) 49-0
Oregon (Local) 41-10
Arizona State (ABC/N) 31-23
Washington (ABC/SN) 47-14
USC (ABC/N) 13-17
Florida, Aloha Bowl (ABC) 20-16
- 1986 — Oklahoma (ABC/N) 3-38
Long Beach State (Prime) 41-23
Arizona State (CBS/SN) 9-16
Arizona (CBS/SN) 32-25
Stanford (CBS/SN) 23-28
Washington (CBS/SN) 17-17
USC (Prime/PPV) 45-25
BYU, Freedom Bowl (Mizlou) 31-10
- 1985 — BYU (ESPN) 27-24
Tennessee (ABC/N) 26-26
Washington (CBS/R) 14-21
Arizona State (CBS/R) 40-17
Stanford (CBS/R) 34-9
Washington State (KNBC) 31-20
California (TBS) 34-7
Iowa, Rose Bowl (NBC) 45-28
- 1984 — Nebraska (CBS/N) 3-42
Stanford (Metro) 21-23
California (CBS/N) 17-14
Arizona State (CBS/R) 21-13
Oregon (Metro) 18-20
USC (CBS/N) 29-10
Miami, Fiesta Bowl (NBC) 39-37
- 1983 — Georgia (ABC/N) 8-19
Arizona State (CBS/R) 26-26
Washington (ABC/R) 27-24
Arizona (CBS/N) 24-27
Illinois, Rose Bowl (NBC) 45-9
- 1982 — Michigan (KCBS) 31-27
Washington (CBS/N) 7-10
USC (ABC/R) 20-19
Michigan, Rose Bowl (NBC) 24-14
- 1981 — Iowa (KTLA) 7-20
Wash. St. (ABC/R) 17-17
USC (ABC/N) 21-22
- 1980 — Ohio State (ABC/R) 17-0
USC (ABC/N) 20-17
Oregon State (KTLA) 34-3
Ohio State (ABC/N) 13-17
Washington (ABC/R) 14-34
USC (KABC) 14-45
- 1978 — Washington (ABC/N) 10-7
California (ABC/N) 45-0
USC (ABC/R) 10-17
Arkansas, Fiesta Bowl (NBC) 10-10
- 1977 — Houston (ABC/N) 13-17
USC (ABC/R) 27-29
- 1976 — Arizona State (ABC/N) 28-10
Ohio State (ABC/N) 10-10
USC (ABC/R) 14-24
Alabama, Liberty Bowl (ABC) 6-36
- 1975 — Tennessee (ABC/R) 34-28
Ohio State (ABC/N) 20-41
USC (ABC/N) 25-22
Ohio State, Rose Bowl (NBC) 23-10
- 1974 — Tennessee (ABC/N) 17-17
USC (ABC/N) 9-34
- 1973 — Nebraska (ABC/N) 13-40
Oregon (ABC/R) 27-7
USC (ABC/N) 13-23
- 1972 — USC (ABC/N) 7-24
- 1971 — Texas (ABC/R) 10-28
USC (ABC/N) 7-7
- 1970 — USC (ABC/N) 45-20
- 1969 — California (ABC/N) 32-0
USC (ABC/N) 12-14
- 1968 — Penn State (ABC/R) 6-21
USC (ABC/N) 16-28
- 1967 — USC (ABC/N) 20-21
- 1966 — Missouri (ABC/N) 24-15
USC (ABC/N) 14-7
- 1965 — Stanford (ABC/R) 30-13
Michigan St., Rose Bowl (NBC) 14-12
- 1964 — Pittsburgh (ABC/N) 17-12
USC (NBC/R) 13-34
- 1963 — none
- 1962 — Stanford (CBS/R) 7-17
Syracuse (CBS/N) 7-12
- 1961 — Minnesota, Rose Bowl (NBC) 3-21
- 1960 — Duke (ABC/N) 27-6
- 1959 — Washington (NBC/R) 7-23
Syracuse (NBC/N) 8-36
- 1958 — Washington (NBC/R) 20-0
- 1957 — Washington (NBC/R) 19-0
- 1956 — Michigan (NBC/R) 13-42
USC (NBC/N) 7-10
- 1955 — College of Pacific (R) 34-0
USC (NBC/N) 17-7
Michigan St., Rose Bowl (NBC) 14-17
- 1954 — none
- 1953 — USC (NBC/N) 13-0
Michigan St., Rose Bowl (NBC) 20-28
- 1952 — USC (NBC/N) 12-14
- 1948 — USC (KLAC) 13-20

(N)—indicates national TV
(SN)—indicates split-national TV
(R)—indicates regional TV
(Fox Cable)—Fox Sports Network
(Fox Synd.)—Syndicated over air by Fox
(FX)—FX national cable channel
(FCS)—Fox College Sports
(FSN)—Fox Sports Net
(FSNW2)—Fox Sports West 2
(FSNPT)—Fox Sports Net Prime Ticket
(FS West)—Fox Sports West
(Prime/Pac-10)—Pac-10 Prime Ticket
(Prime)—Prime Sports/Ticket
(PPV)—Pay Per View
(TBS)—Turner Broadcasting System
(Local)—Live to Opponent Market