

# International Nonproprietary Names for Pharmaceutical Substances (INN)

---

## RECOMMENDED International Nonproprietary Names: List 52

Notice is hereby given that, in accordance with paragraph 7 of the Procedure for the Selection of Recommended International Nonproprietary Names for Pharmaceutical Substances [*Off. Rec. Wild Health Org.*, 1955, **60**, 3 (Resolution EB15.R7); 1969, **173**, 10 (Resolution EB43.R9)], the following names are selected as Recommended International Nonproprietary Names. The inclusion of a name in the lists of Recommended International Nonproprietary Names does not imply any recommendation of the use of the substance in medicine or pharmacy.

Lists of Proposed (1–85) and Recommended (1–45) International Nonproprietary Names can be found in *Cumulative List No. 10, 2002* (available in CD-ROM only).

## Dénominations communes internationales des Substances pharmaceutiques (DCI)

### Dénominations communes internationales RECOMMANDÉES: Liste 52

Il est notifié que, conformément aux dispositions du paragraphe 7 de la Procédure à suivre en vue du choix de Dénominations communes internationales recommandées pour les Substances pharmaceutiques [*Actes off. Org. mond. Santé*, 1955, **60**, 3 (résolution EB15.R7); 1969, **173**, 10 (résolution EB43.R9)] les dénominations ci-dessous sont choisies par l'Organisation mondiale de la Santé en tant que dénominations communes internationales recommandées. L'inclusion d'une dénomination dans les listes de DCI recommandées n'implique aucune recommandation en vue de l'utilisation de la substance correspondante en médecine ou en pharmacie.

On trouvera d'autres listes de Dénominations communes internationales proposées (1–85) et recommandées (1–45) dans la *Liste récapitulative No. 10, 2002* (disponible sur CD-ROM seulement).

## Denominaciones Comunes Internacionales para las Sustancias Farmacéuticas (DCI)

### Denominaciones Comunes Internacionales RECOMENDADAS: Lista 52

De conformidad con lo que dispone el párrafo 7 del Procedimiento de Selección de Denominaciones Comunes Internacionales Recomendadas para las Sustancias Farmacéuticas [*Act. Of. Mund. Salud*, 1955, **60**, 3 (Resolución EB15.R7); 1969, **173**, 10 (Resolución EB43.R9)], se comunica por el presente anuncio que las denominaciones que a continuación se expresan han sido seleccionadas como Denominaciones Comunes Internacionales Recomendadas. La inclusión de una denominación en las listas de las Denominaciones Comunes Recomendadas no supone recomendación alguna en favor del empleo de la sustancia respectiva en medicina o en farmacia.

Las listas de Denominaciones Comunes Internacionales Propuestas (1–85) y Recomendadas (1–45) se encuentran reunidas en *Cumulative List No. 10, 2002* (disponible sólo en CD-ROM).

Latin, English, French, Spanish: Recommended INN	Chemical name or description; Molecular formula; Graphic formula
DCI Recommandée	Nom chimique ou description; Formule brute; Formule développée
DCI Recomendada	Nombre químico o descripción; Fórmula empírica; Fórmula desarrollada

**adecatumumabum**

adecatumumab

immunoglobulin G1, anti-(human antigen 17-1A) (human monoclonal MT201  $\gamma$ 1-chain), disulfide with human monoclonal MT201  $\kappa$ -chain, dimer

adécatumumab

immunoglobuline G1, anti-(antigène 17-1A de la molécule d'adhésion de la cellule épithéliale humain) ; dimère du disulfure entre la chaîne  $\gamma$ 1 et la chaîne  $\kappa$  de l'anticorps monoclonal humain MT201

adecatumumab

immunoglobulina G1, anti-(antígeno humano 17-1A) dímero del disulfuro entre la cadena  $\gamma$ 1 y la cadena  $\kappa$  del anticuerpo monoclonal humano MT201

 $C_{6552}H_{10080}N_{1740}O_{2052}S_{46}$ 
**arformoterolum**

arformoterol

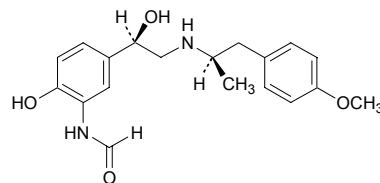
*N*-[2-hydroxy-5-[(1*R*)-1-hydroxy-2-[[2*R*]-1-(4-methoxyphenyl)=propan-2-yl]amino]ethyl]phenyl]formamide

arformotérol

(-)-*N*-[2-hydroxy-5-[(1*R*)-1-hydroxy-2-[[2*R*]-1-(4-méthoxyphényl)-1-méthyléthyl]amino]éthyl]phényl]formamide

arformoterol

(-)-*N*-[2-hidroxi-5-[(1*R*)-1-hidroxi-2-[[2*R*]-1-(4-metoxifenil)-1-metiletil]amino]etil]fenil]formamida

 $C_{19}H_{24}N_2O_4$ 
**banoxantronum**

banoxantrone

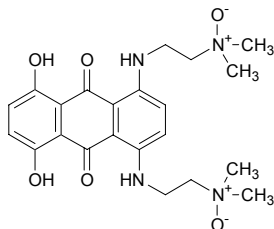
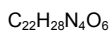
1,4-bis[[2-(dimethylazino)ethyl]amino]-5,8-dihydroxy-9,10-anthraquinone

banoxantrone

1,4-bis[[2-(diméthyloxydoamino)éthyl]amino]-5,8-dihydroxyanthracène-9,10-dione

banoxantrona

1,4-bis[[2-(dimetiloxidoamino)etil]amino]-5,8-dihidroxi-antraceno-9,10-diona

**batabulinum**

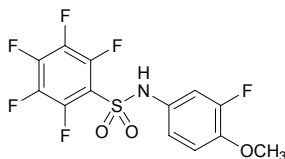
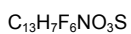
batabulin

2,3,4,5,6-pentafluoro-*N*-(3-fluoro-4-methoxyphenyl)=  
benzenesulfonamide

batabuline

2,3,4,5,6-pentafluoro-*N*-(3-fluoro-4-méthoxyphényl)=  
benzènesulfonamide

batabulina

2,3,4,5,6-pentafluoro-*N*-(3-fluoro-4-metoxifenil)bencenosulfonamida**becampanelum**

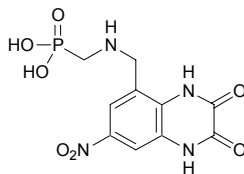
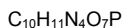
becampanel

[(7-nitro-2,3-dioxo-1,2,3,4-tetrahydroquinoxalin-5-yl)methylamino]=  
methylphosphonic acid

bécampanel

acide [[[(7-nitro-2,3-dioxo-1,2,3,4-tétrahydroquinoxalin-5-yl)méthyl]=  
amino]méthyl]phosphonique

becampanel

ácido [[[(7-nitro-2,3-dioxo-1,2,3,4-tetrahydroquinoxalin-5-il)metil]=  
amino]metil]fosfónico

**beminafilum**

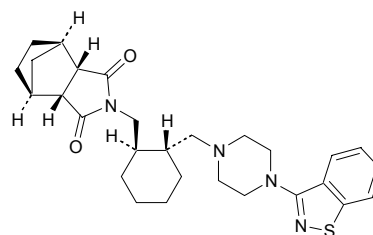
beminafil

*trans*-4-[4-[(3-chloro-4-methoxybenzyl)amino][1]benzothieno=[2,3-*d*]pyrimidin-2-yl]cyclohexanecarboxylic acid

béminafil

acide *trans*-4-[4-[(3-chloro-4-méthoxybenzyl)amino]benzo=[4,5]thiéno[2,3-*d*]pyrimidin-2-yl]cyclohexanecarboxylique

beminafilo

ácido *trans*-4-[4-[(3-cloro-4-metoxibencil)amino][1]benzotieno=[2,3-*d*]pirimidin-2-il]ciclohexanocarboxílicoC<sub>25</sub>H<sub>24</sub>ClN<sub>3</sub>O<sub>3</sub>S**binodenosonum**

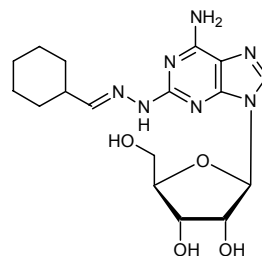
binodenoson

2-[(*E*)-(cyclohexylmethylene)hydrazino]adenosine

binodénoson

2-[(*E*)-2-(cyclohexylméthylène)diazanyl]-9-β-D-ribofuranosyl-9*H*-purin-6-amine

binodenosón

2-[(*E*)-2-(ciclohexilmetileno)diazanil]-9-β-D-ribofuranosil-9*H*-purin-6-aminaC<sub>17</sub>H<sub>25</sub>N<sub>7</sub>O<sub>4</sub>**certolizumabum pegolum**

certolizumab pegol

immunoglobulin, anti-(human tumor necrosis factor α) Fab' fragment (human-mouse monoclonal CDP870 heavy chain), disulfide with human-mouse monoclonal CDP870 light chain, pegylated at Cys-221

certolizumab pégol

immunoglobuline, anti-(facteur α de nécrose tumorale humain) ; disulfure entre le fragment Fab' de la chaîne lourde et la chaîne légère de l'anticorps monoclonal de souris CDP870 humanisé pégylé

certolizumab pegol

immunoglobulina, anti-(factor α de necrosis tumoral humano) fragmento Fab' (cadena pesada del anticuerpo monoclonal humanizado de ratón CDP870), disulfuro con la cadena ligera del anticuerpo monoclonal humanizado de ratón CDP870, pegilado

C<sub>2115</sub>H<sub>3252</sub>N<sub>556</sub>O<sub>673</sub>S<sub>16</sub> (peptide)**ciluprevirum**

ciluprevir

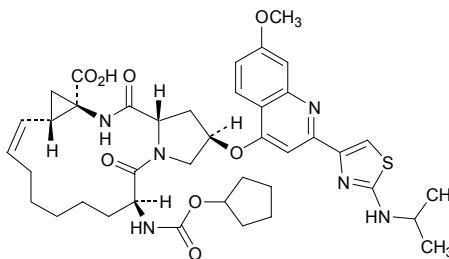
(2*R*,6*S*,12*Z*,13*aS*,14*aR*,16*aS*)-6-[(cyclopentylloxycarbonyl)amino]-2-[(7-methoxy-2-[(propan-2-ylamino)-1,3-thiazol-4-yl]quinolin-4-yl)oxy]-5,16-dioxo-1,2,3,6,7,8,9,10,11,13*a*,14,15,16,16*a*-tetradecahydrocyclopropa[e]pyrrolo[1,2-*a*][1,4]=diazacyclopentadecine-14*a*(5*H*)-carboxylic acid

ciluprévir

acide (2*R*,6*S*,12*Z*,13*aS*,14*aR*,16*aS*)-6-[[[cyclopentyl(oxy)carbonyl]amino]-2-[[7-méthoxy-2-[[1-méthyléthyl]amino]thiazol-4-yl]quinoléin-4-yl]oxy]-5,16-dioxo-1,2,3,6,7,8,9,10,11,13*a*,14,15,16,16*a*-tétradécahydrocyclopropa=[e]pyrrolo[1,2-*a*][1,4]diazacyclopentadécine-14*a*(5*H*)-carboxylique

ciluprevir

ácido (2*R*,6*S*,12*Z*,13*aS*,14*aR*,16*aS*)-6-[[[ciclopentiloxi]carbonil]amino]-2-[[2-[[2-[(1-metiletil)amino]tiazol-4-il] 7-metoxi-quinolin-4-il] oxi]-5,16-dioxo-1,2,3,6,7,8,9,10,11,13*a*,14,15,16,16*a*-tetradecahidrociclopropa=[e]pirrolo[1,2-*a*][1,4]diazaciclopentadecina-14*a*(5*H*)-carboxílico

C<sub>40</sub>H<sub>50</sub>N<sub>6</sub>O<sub>8</sub>S**clazosentanum**

clazosentan

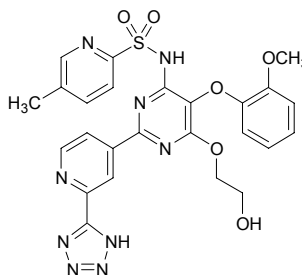
*N*-[6-(2-hydroxyethoxy)-5-(2-methoxyphenoxy)-2-[2-(1*H*-tetrazol-5-yl)pyridin-4-yl]pyrimidin-4-yl]-5-methylpyridine-2-sulfonamide

clazosentan

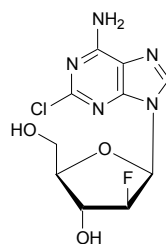
*N*-[6-(2-hydroxyéthoxy)-5-(2-méthoxyphénoxy)-2-[2-(1*H*-tétrazol-5-yl)pyridin-4-yl]pyrimidin-4-yl]-5-méthylpyridine-2-sulfonamide

clazosentán

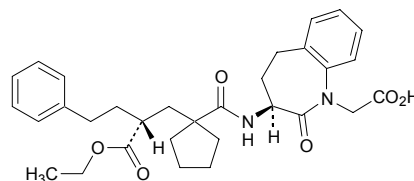
*N*-[6-(2-hidroxiétoxi)-5-metil-2-[2-(1*H*-tétrazol-5-il)piridin-4-il]pirimidin-4-il]-5-(2-metoxifenoxi)piridina-2-sulfonamida

C<sub>25</sub>H<sub>23</sub>N<sub>9</sub>O<sub>6</sub>S

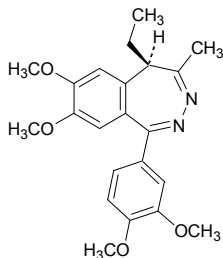
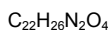
<b>clofarabinum</b>	
clofarabine	2-chloro-9-(2-deoxy-2-fluoro-β-D-arabinofuranosyl)-9 <i>H</i> -purin-6-amine
clofarabine	2-chloro-9-(2-désoxy-2-fluoro-β-D-arabinofuranosyl)-9 <i>H</i> -purin-6-amine
clofarabina	2-cloro-9-(2-desoxi-2-fluoro-β-D-arabinofuranosil)-9 <i>H</i> -purin-6-amina
	C <sub>10</sub> H <sub>11</sub> ClFN <sub>5</sub> O <sub>3</sub>



<b>daglutrilum</b>	
daglutril	[(3 <i>S</i> )-3-{1-[(2 <i>R</i> )-2-ethoxycarbonyl-4-phenylbutyl]=cyclopentanecarboxamido}-2-oxo-2,3,4,5-tetrahydro-1 <i>H</i> -1-benzazepin-1-yl]acetic acid
daglutril	acide [(3 <i>S</i> )-3-[[[1-[(2 <i>R</i> )-2-(éthoxycarbonyl)-4-phénylbutyl]=cyclopentyl]carbonyl]amino]-2-oxo-2,3,4,5-tétrahydro-1 <i>H</i> -1-benzazépin-1-yl]acétique
daglutrilo	ácido [(3 <i>S</i> )-3-[[[1-[(2 <i>R</i> )-2-(etoxicarbonil)-4-fenilbutil]ciclopentil]=carbonil]amino]-2-oxo-2,3,4,5-tetrahidro-1 <i>H</i> -1-benzazépin-1-il]acético
	C <sub>31</sub> H <sub>38</sub> N <sub>2</sub> O <sub>6</sub>



<b>dextofisopamum</b>	
dextofisopam	(5 <i>R</i> )-1-(3,4-dimethoxyphenyl)-5-ethyl-7,8-dimethoxy-4-methyl-5 <i>H</i> -2,3-benzodiazepine
dextofisopam	(+)-(5 <i>R</i> )-1-(3,4-diméthoxyphényl)-5-éthyl-7,8-diméthoxy-4-méthyl-5 <i>H</i> -2,3-benzodiazépine
dextofisopam	(+)-(5 <i>R</i> )-1-(3,4-dimetoxifenil)-5-etil-7,8-dimetoxi-4-metil-5 <i>H</i> -2,3-benzodiazepina

**doranidazolium**

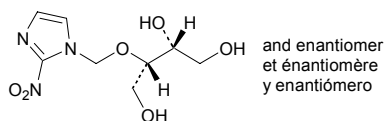
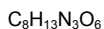
doranidazole

(2*RS*,3*SR*)-3-[[2-nitroimidazol-1-yl]methoxy]butane-1,2,4-triol

doranidazole

(2*RS*,3*SR*)-3-[[2-nitro-1*H*-imidazol-1-yl]méthyl]butane-1,2,4-triol

doranidazol

(2*RS*,3*SR*)-3-[[2-nitro-1*H*-imidazol-1-il]metil]butano-1,2,4-trioland enantiomer  
et énantiomère  
y enantiómero**ecopladibum**

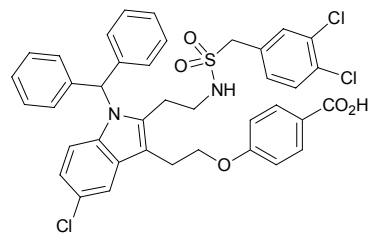
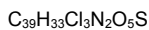
ecopladib

4-(2-[5-chloro-2-[2-(3,4-dichlorobenzyl)sulfonamido]ethyl]-1-(diphenylmethyl)-1*H*-indol-3-yl]ethoxy)benzoic acid

écopladib

acide 4-[2-[5-chloro-2-[2-[[3,4-dichlorobenzyl]sulfonyl]amino]éthyl]-1-(diphénylméthyl)-1*H*-indol-3-yl]éthoxy]benzoïque

ecopladib

ácido 4-[2-[5-cloro-2-[2-[[3,4-diclorobencil]sulfonyl]amino]etil]-1-(difenílmetil)-1*H*-indol-3-il]etoxi]benzoico**eglumetadum**

eglumetad

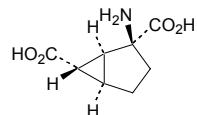
(1*S*,2*S*,5*R*,6*S*)-2-aminobicyclo[3.1.0]hexane-2,6-dicarboxylic acid

églumétad

acide (1*S*,2*S*,5*R*,6*S*)-2-aminobicyclo[3.1.0]hexane-2,6-dicarboxylique

eglumetad

ácido (1*S*,2*S*,5*R*,6*S*)-2-aminobiciclo[3.1.0]hexano-2,6-dicarboxílico

**enzastaurinum**

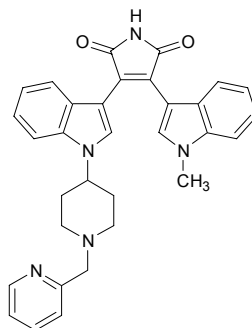
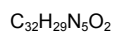
enzastaurin

3-(1-methyl-1*H*-indol-3-yl)-4-[1-[1-(pyridin-2-ylmethyl)piperidin-4-yl]-1*H*-indol-3-yl]pyrrole-2,5-dione

enzastaurine

3-(1-méthyl-1*H*-indol-3-yl)-4-[1-[1-(pyridin-2-ylméthyl)pipéridin-4-yl]-1*H*-indol-3-yl]-1*H*-pyrrole-2,5-dione

enzastaurina

3-(1-metil-1*H*-indol-3-il)-4-[1-[1-(piridin-2-ilmetil)piperidin-4-il]-1*H*-indol-3-il]-1*H*-pirrol-2,5-diona**esoxybutyninum**

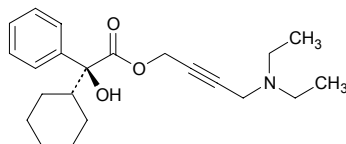
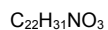
esoxybutynin

4-(diethylamino)but-2-yn-1-yl (2*S*)-cyclohexyl(hydroxy)phenylacetate

ésoxybutynine

(2*S*)-cyclohexylhydroxyphénylacétate de 4-(diéthylamino)but-2-ynyle

esoxybutynina

(2*S*)-ciclohexilhidroxifenilacetato de 4-(dietilamino)but-2-inilo



**hormonum parathyroidum**

parathyroid hormone

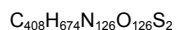
non glycosylated human parathyroid hormone, the origin should be indicated between brackets after the INN, for example (r. *E. coli*) for recombinant produced by *Escherichia coli*

hormone parathyroïde

hormone parathyroïde humaine nonglycosylée, l'origine doit être indiquée entre parenthèses après la DCI, par exemple (r. *E. coli*) pour recombinante produite par *Escherichia coli*

hormona paratiroidea

hormona paratiroidea humana no glicosilada, el origen deberá indicarse entre paréntesis después de la DCI, por ejemplo (r. *E. coli*) para la recombinante producida por *Escherichia coli*



H-Ser-Val-Ser-Glu-Ile-Gln-Leu-Met-His-Asn-Leu-Gly-  
 10  
 Lys-His-Leu-Asn-Ser-Met-Glu-Arg-Val-Glu-Trp-Leu-  
 20  
 Arg-Lys-Lys-Leu-Gln-Asp-Val-His-Asn-Phe-Val-Ala-  
 30  
 Leu-Gly-Ala-Pro-Leu-Ala-Pro-Arg-Asp-Ala-Gly-Ser-  
 40  
 Gln-Arg-Pro-Arg-Lys-Lys-Glu-Asp-Asn-Val-Leu-Val-  
 50  
 Glu-Ser-His-Glu-Lys-Ser-Leu-Gly-Glu-Ala-Asp-Lys-  
 60  
 Ala-Asp-Val-Asn-Val-Leu-Thr-Lys-Ala-Lys-Ser-Gln-OH  
 80

**idursulfasum**

idursulfase

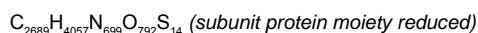
α-L-iduronate sulfate sulfatase

idursulfase

sulfatase du sulfate de α-L-iduronate

idursulfasa

sulfatasa del sulfato de α-L-iduronato



SETQANSTTD	ALNVLIIIVD	DLRPSLGCYG	DKLVRSPNID
QLASHSLLFQ	NAFAQQAVCA	PSRVSFLTGR	RPDTTRLVDF
NSYWRVHAGN	FSTIPQYFKE	NGYVTMSVGK	VFHPGISSNH
TDDSPYSWSF	PPYHPSSEKY	ENTKTCRGPD	GELHANLLCP
VDVLDVPEGT	LPDKQSTEQA	IQLLEKMKTS	ASPPFLAVGY
HKPHIPFRYP	KEFQKLYPLE	NITLAPDPEV	PDGLPPVAYN
PWMDIRQRED	VQALNISVPY	GPIPVDFQRK	IRQSYFASVS
YLDTQVGRLL	SALDDLQLAN	STIIAFTSDH	GWALGEHGEW
AKYSNFDVAT	HVPLIFYVPG	RTASLPEAGE	KLFPYLDPDF
SASQLMEPGR	QSMDLVELVS	LFPTLAGLAG	LQVPPRCPPV
SFHVELCREG	KNLLKHFRFR	DLEEDPYLPG	NPRELIAYSQ
YPRPSDIPQW	NSDKPSLKDI	KIMGYSIRTI	DYRYTVVWGF
NPDEFLANFS	DIHAGELYFV	DSDPLQDHNM	YNSDQGGDLF
QLLMP			

**imidafenacinum**

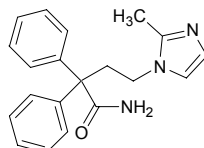
imidafenacin

4-(2-methyl-1*H*-imidazol-1-yl)-2,2-diphenylbutanamide

imidafénacine

4-(2-méthyl-1*H*-imidazol-1-yl)-2,2-diphénylbutanamide

imidafenacina

2,2-difenil-4-(2-metil-1*H*-imidazol-1-il)butanamidaC<sub>20</sub>H<sub>21</sub>N<sub>3</sub>O**lacosamidum**

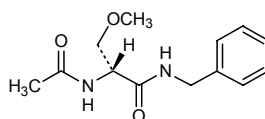
lacosamide

(2*R*)-2-(acetylamino)-*N*-benzyl-3-methoxypropanamide

lacosamide

(2*R*)-2-(acétylamino)-*N*-benzyl-3-méthoxypropanamide

lacosamida

(2*R*)-2-(acetilamino)-*N*-bencil-3-metoxipropanamidaC<sub>13</sub>H<sub>18</sub>N<sub>2</sub>O<sub>3</sub>**lumiliximabum**

lumiliximab

immunoglobulin G1, anti-(human immunoglobulin E receptor type II) (human-*Macaca irus* monoclonal IDEC-152  $\gamma$ 1-chain), disulfide with human-*Macaca irus* monoclonal IDEC-152  $\kappa$ -chain, dimer

lumiliximab

immunoglobuline G1, anti-(récepteur de type II humain de l'immunoglobuline E) ; dimère du disulfure entre la chaîne  $\gamma$ 1 et la chaîne  $\kappa$  de l'anticorps monoclonal chimérique homme-*Macaca irus* IDEC-152

lumiliximab

immunoglobulina G1, anti-(receptor de tipo II humano de la inmunoglobulina E) ; dímero del disulfuro entre la cadena  $\gamma$ 1 y la cadena  $\kappa$  del anticuerpo monoclonal quimérico hombre-*Macaca irus* IDEC-152C<sub>6850</sub>H<sub>10656</sub>N<sub>1824</sub>O<sub>2106</sub>S<sub>50</sub>**maropitantum**

maropitant

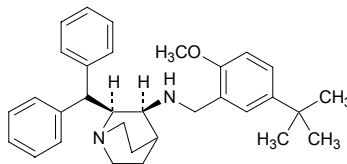
(2*S*,3*S*)-*N*-(5-*tert*-butyl-2-methoxybenzyl)-2-(diphenylmethyl)-1-azabicyclo[2.2.2]octan-3-amine

maropitant

(2*S*,3*S*)-*N*-[5-(1,1-diméthyléthyl)-2-méthoxybenzyl]-2-(diphénylméthyl)-1-azabicyclo[2.2.2]octan-3-amine

maropitant

(2*S*,3*S*)-*N*-[5-(1,1-dimetiletil)-2-metoxibencil]-2-(difenilmetil)-1-azabicyclo[2.2.2]octan-3-amina

C<sub>32</sub>H<sub>40</sub>N<sub>2</sub>O**mubritinibum**

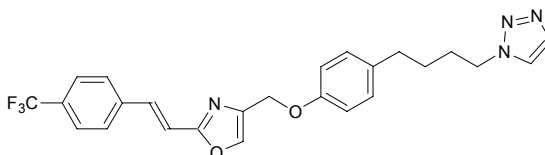
mubritinib

1-[4-[4-[[2-[(*E*)-2-[4-(trifluorométhyl)phényl]éthényl]-1,3-oxazol-4-yl]méthoxy]phényl]butyl]-1*H*-1,2,3-triazole

mubritinib

1-[4-[4-[[2-[(*E*)-2-[4-(trifluorométhyl)phényl]éthényl]oxazol-4-yl]méthoxy]phényl]butyl]-1*H*-1,2,3-triazole

mubritinib

1-[4-[4-[[2-[(*E*)-2-[4-(trifluorométhyl)phényl]éthényl]oxazol-4-yl]méthoxy]phényl]butyl]-1*H*-1,2,3-triazoleC<sub>25</sub>H<sub>23</sub>F<sub>3</sub>N<sub>4</sub>O<sub>2</sub>**muraglitazarum**

muraglitazar

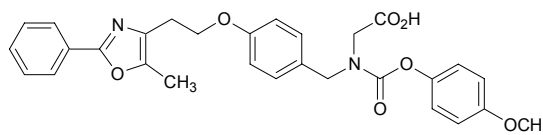
(((4-méthoxyphénoxy)carbonyl){4-[2-(5-méthyl-2-phényl-1,3-oxazol-4-yl)éthoxy]benzyl}amino)acétique

muraglitazar

acide [[(4-méthoxyphénoxy)carbonyl][4-[2-(5-méthyl-2-phényloxadol-4-yl)éthoxy]benzyl]amino]acétique

muraglitazar

ácido [[(4-metoxifenoxi)carbonil][4-[2-(2-fenil-5-metiloxazol-4-il)]=etoxi]bencil]amino]acético

C<sub>29</sub>H<sub>28</sub>N<sub>2</sub>O<sub>7</sub>**nebentanum**

nebentan

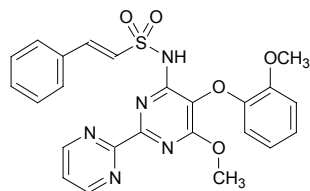
(*E*)-*N*-[6-méthoxy-5-(2-méthoxyphénoxy)-2,2'-bipyrimidin-4-yl]-2-phényléthènesulfonamide

nébentan

(1*E*)-*N*-[6-méthoxy-5-(2-méthoxyphénoxy)-2,2'-bipyrimidyl-4-yl]-2-phényléthènesulfonamide

nebentán

(1*E*)-2-fenil-*N*-[6-metoxi-5-(2-metoxifenoxi)-2,2'-bipirimidil-4-il]etenosulfonamida

C<sub>24</sub>H<sub>21</sub>N<sub>5</sub>O<sub>5</sub>S

**netupitant**  
netupitant

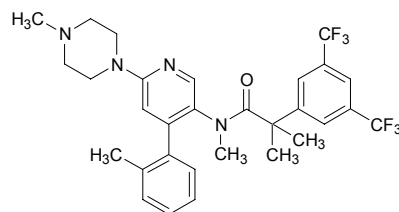
2-[3,5-bis(trifluoromethyl)phenyl]-N-methyl-N-[4-(2-methylphenyl)-6-(4-methylpiperazin-1-yl)pyridin-3-yl]-2-methylpropanamide

nétupitant

2-[3,5-bis(trifluorométhyl)phényl]-N,2-diméthyl-N-[4-(2-méthylphényl)-6-(4-méthylpipérazin-1-yl)pyridin-3-yl]propanamide

netupitant

2-[3,5-bis(trifluorometil)fenil]-N,2-dimetil-N-[4-(2-metilfenil)-6-(4-metilpiperazin-1-il)piridin-3-il]propanamida

C<sub>30</sub>H<sub>32</sub>F<sub>6</sub>N<sub>4</sub>O

**omigapilum**  
omigapil

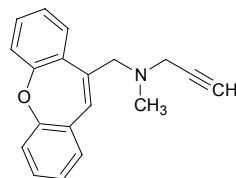
(dibenzo[*b*,*f*]oxepin-5-ylmethyl)(methyl)prop-2-yn-1-amine

omigapil

*N*-[(dibenzo[*b*,*f*]oxépin-10-yl)méthyl]-*N*-méthylprop-2-ynamine

omigapilo

*N*-[(dibenzo[*b*,*f*]oxepin-10-il)metil]-*N*-metilprop-2-inamina

C<sub>19</sub>H<sub>17</sub>NO

**paclitaxelum poliglumexum**

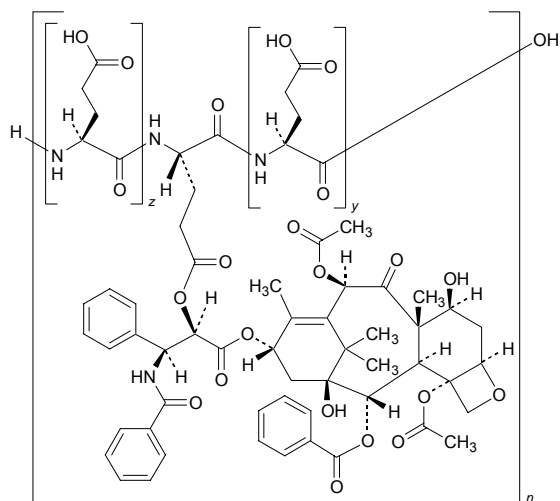
paclitaxel poliglumex

poly(L-glutamic acid) partly  $\gamma$ -esterified by (2*R*,3*S*)-3-benzamido-1-[[4,10 $\beta$ -bis(acetoxy)-2 $\alpha$ -(benzoyloxy)-1,7 $\beta$ -dihydroxy-9-oxo-5,20-epoxytax-11-en-13 $\alpha$ -yl]oxy]-1-oxo-3-phenylpropan-2-yl

paclitaxel poliglumex

poly(acide L-glutamique) partiellement  $\gamma$ -estérifié par du (1*R*)-1-[(*S*)-(benzoylamino)phénylméthyl]-2-[[[(2*aR*,4*S*,4*aS*,6*R*,9*S*,11*S*,12*S*,12*aR*,12*bS*)-6,12*b*-bis(acétyloxy)-12-(benzoyloxy)-4,11-dihydroxy-4*a*,8,13,13-tétraméthyl-5-oxo-2*a*,3,4,4*a*,5,6,9,10,11,12,12*a*,12*b*-dodécahydro-7,11-méthano-1*H*-cyclodéca[3,4]benzo[1,2-*b*]oxét-9-yl]oxy]-2-oxoéthyle

paclitaxel poliglumex

poli(ácido L-glutámico) parcialmente  $\gamma$ -esterificado por (1*R*)-1-[(*S*)-(benzoylamino)fenilmetil]-2-[[[(2*aR*,4*S*,4*aS*,6*R*,9*S*,11*S*,12*S*,12*aR*,12*bS*)-6,12*b*-bis(acetiloxi)-12-(benzoiłoxi)-4,11-dihidroxi-4*a*,8,13,13-tetrametil-5-oxo-2*a*,3,4,4*a*,5,6,9,10,11,12,12*a*,12*b*-dodecahidro-7,11-metano-1*H*-ciclodeca[3,4]benzo[1,2-*b*]oxet-9-*il*]oxi]-2-oxoetil $(C_{52}H_{56}N_2O_{16})_n \cdot (C_5H_7NO_3)_x$ **pasireotidum**

pasireotide

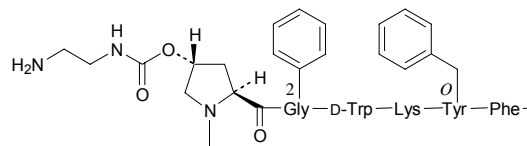
cyclo[(4*R*)-4-(2-aminoethylcarbamoyloxy)-L-prolyl-L-phenylglycyl-D-tryptophyl-L-lysyl-4-O-benzyl-L-tyrosyl-L-phenylalanyl-]

pasiréotide

cyclo[-(4*R*)-4-[[[(2-aminoéthyl)carbamoi]oxy]-L-prolyl-(2*S*)-2-phénylglycyl-D-tryptophyl-L-lysyl-O-benzyl-L-tyrosyl-L-phénylalanyl-]

pasireotida

ciclo[-(4*R*)-4-[[[(2-aminoetil)carbamoi]oxi]-L-prolii-(2*S*)-2-fenilglicil-D-triptofil-L-lisil-O-bencil-L-tirosil-L-fenilalanil-]

C<sub>58</sub>H<sub>66</sub>N<sub>10</sub>O<sub>9</sub>

**pelitrexolum**  
pelitrexol

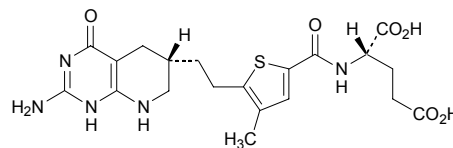
(2*S*)-2-(5-{2-[(6*S*)-2-amino-4-oxo-1,4,5,6,7,8-hexahydropyrido[2,3-*d*]pyrimidin-6-yl]ethyl}-4-methylthiophene-2-carboxamido)pentanedioic acid

pelitrexol

acide (2*S*)-2-[[[5-[2-[(6*S*)-2-amino-4-oxo-1,4,5,6,7,8-hexahydropyrido[2,3-*d*]pyrimidin-6-yl]éthyl]-4-méthylthiophén-2-yl]carbonyl]amino]pentanedioïque

pelitrexol

ácido (2*S*)-2-[[[5-[2-[(6*S*)-2-amino-4-oxo-1,4,5,6,7,8-hexahidropirido[2,3-*d*]pirimidin-6-il]etil]-4-metiltiófen-2-il]carbonil]amino]pentanodioico

C<sub>20</sub>H<sub>25</sub>N<sub>5</sub>O<sub>6</sub>S

**pruvanserinum**  
pruvanserin

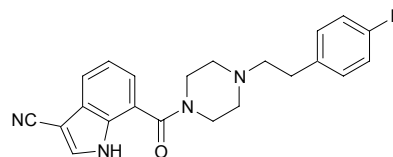
7-[4-[2-(4-fluorophenyl)ethyl]piperazine-1-carbonyl]-1*H*-indole-3-carbonitrile

pruvansérine

1-[(3-cyano-1*H*-indol-7-yl)carbonyl]-4-[2-(4-fluorophényl)éthyl]pipérazine

pruvanserina

1-[(3-ciano-1*H*-indol-7-il)carbonil]-4-[2-(4-fluorofenil)etil]pipérazina

C<sub>22</sub>H<sub>21</sub>FN<sub>4</sub>O

**ramelteonum**  
ramelteon

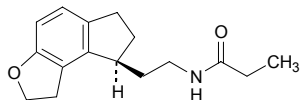
*N*-[2-[(8*S*)-1,6,7,8-tetrahydro-2*H*-indeno[5,4-*b*]furan-8-yl]éthyl]propanamide

rameltéon

(-)-*N*-[2-[(8*S*)-1,6,7,8-tétrahydro-2*H*-indéno[5,4-*b*]furan-8-yl]éthyl]propanamide

ramelteòn

*N*-[2-[(8*S*)-1,6,7,8-tetrahydro-2*H*-indeno[5,4-*b*]furan-8-il]etil]propanamida

$C_{16}H_{21}NO_2$ 

**ranibizumabum**  
ranibizumab

immunoglobulin G1, anti-(human vascular endothelial growth factor) Fab fragment (human-mouse monoclonal rhuFAB V2  $\gamma$ 1-chain), disulfide with human-mouse monoclonal rhuFAB V2  $\kappa$ -chain

ranibizumab

immunoglobuline G1, anti-(facteur de croissance endothelial vasculaire humain) ; disulfure entre le fragment Fab de la chaîne  $\gamma$ 1 et la chaîne  $\kappa$  de l'anticorps monoclonal de souris rhuFAB V2 humanisé

ranibizumab

immunoglobulina G1, anti-(factor de crecimiento endotelial vascular humano) fragmento Fab (cadena  $\gamma$ 1 del anticuerpo monoclonal humanizado de ratón rhuFAB V2), disulfuro con la cadena  $\kappa$  del anticuerpo monoclonal humanizado de ratón rhuFAB V2

 $C_{2158}H_{3282}N_{562}O_{681}S_{12}$ 

**razaxabanum**  
razaxaban

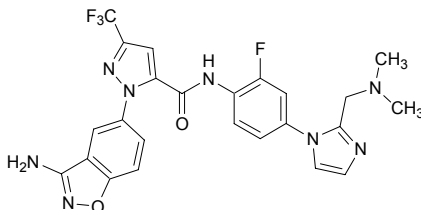
1-(3-amino-1,2-benzisoxazol-5-yl)-N-[4-[2-(dimethylaminomethyl)-1H-imidazol-1-yl]-2-fluorophenyl]-3-(trifluoromethyl)-1H-pyrazole-5-carboxamide

razaxaban

1-(3-amino-1,2-benzisoxazol-5-yl)-N-[4-[2-[(diméthylamino)méthyl]-1H-imidazol-1-yl]-2-fluorophényl]-3-(trifluorométhyl)-1H-pyrazole-5-carboxamide

razaxabán

1-(3-amino-1,2-bencisoxazol-5-il)-N-[4-[2-[(dimetilamino)metil]-1H-imidazol-1-il]-2-fluorofenil]-3-(trifluorometil)-1H-pirazol-5-carboxamida

 $C_{24}H_{20}F_4N_8O_2$ 

**rivaroxabanum**

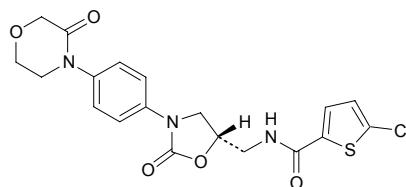
rivaroxaban

5-chloro-*N*-[[(5*S*)-2-oxo-3-[4-(3-oxomorpholin-4-yl)phenyl]-1,3-oxazolidin-5-yl)methyl]thiophene-2-carboxamide

rivaroxaban

5-chloro-*N*-[[[(5*S*)-2-oxo-3-[4-(3-oxomorpholin-4-yl)phényl]oxazolidin-5-yl]méthyl]thiophène-2-carboxamide

rivaroxabán

5-cloro-*N*-[[[(5*S*)-2-oxo-3-[4-(3-oxomorfolin-4-il)fenil]oxazolidin-5-il]metil]tiofeno-2-carboxamidaC<sub>19</sub>H<sub>18</sub>ClN<sub>5</sub>O<sub>5</sub>S**sabarubicinum**

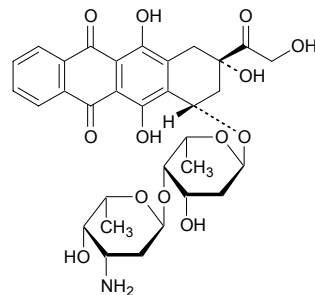
sabarubicin

(7*S*,9*S*)-7-[[4-*O*-(3-amino-2,3,6-trideoxy- $\alpha$ -*L*-lyxo-hexopyranosyl)-2,6-dideoxy- $\alpha$ -*L*-lyxo-hexopyranosyl]oxy]-6,9,11-trihydroxy-9-(hydroxyacetyl)-7,8,9,10-tetrahydrotetracene-5,12-dione

sabarubicine

(7*S*,9*S*)-7-[[4-*O*-(3-amino-2,3,6-tridésoxy- $\alpha$ -*L*-lyxo-hexopyranosyl)-2,6-didésoxy- $\alpha$ -*L*-lyxo-hexopyranosyl]oxy]-6,9,11-trihydroxy-9-(hydroxyacétyl)-7,8,9,10-tétrahydrotétracène-5,12-dione

sabarubicina

(7*S*,9*S*)-7-[[4-*O*-(3-amino-2,3,6-tridesoxi- $\alpha$ -*L*-lyxo-hexopiranosil)-2,6-didesoxi- $\alpha$ -*L*-lyxo-hexopiranosil]oxi]-6,9,11-trihidroxí-9-(hidroxiacétil)-7,8,9,10-tetrahidrotetraceno-5,12-dionaC<sub>32</sub>H<sub>37</sub>NO<sub>13</sub>**solabegronum**

solabegron

3'-[2-[[[(2*R*)-2-(3-chlorophenyl)-2-hydroxyethyl]amino]=ethyl]amino]biphenyl-3-carboxylic acid

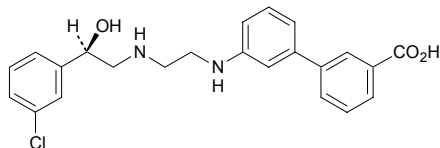
solabégron

acide 3'-[[2-[[[(2*R*)-2-(3-chlorophényl)-2-hydroxyéthyl]amino]=éthyl]amino]biphényle-3-carboxylique

solabegrón

ácido 3'-[[2-[[[(2*R*)-2-(3-clorofenil)-2-hidroxietil]amino]=etil]amino]bifenilo-3-carboxílico



$C_{23}H_{23}ClN_2O_3$ 

**tadekinigum alfa**  
tadekinig alfa

interleukin-18 binding protein (human gene IL18BP isoform a precursor)

tadékinig alfa

partie extracellulaire du récepteur de l'interleukine 18 humain

tadekinig alfa

fracción extracelular del receptor de la interleukina 18 humana

$C_{781}H_{1230}N_{216}O_{237}S_6$  (protein)

TPVSQTTTAA TASVRSTKDPH CPSQPPVFPA AKQCPALEVT  
 WPEVEVPLNG TLSLSCVACS RFPNFSILYW LGNGSFIEHL  
 PGRLEWEGSTS RERGSTGTQL CKALVLEQLT PALHSTNFSC  
 VLVDPEQVVQ RHVLAQLWA GLRATLPPTQ EALPSSHSSP  
 QQQG

**tanaprogetum**  
tanaproget

5-(4,4-dimethyl-2-thioxo-1,4-dihydro-2*H*-3,1-benzoxazin-6-yl)-1-methyl-1*H*-pyrrole-2-carbonitrile

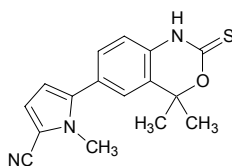
tanaproget

5-(4,4-diméthyl-2-thioxo-1,4-dihydro-2*H*-3,1-benzoxazin-6-yl)-1-méthyl-1*H*-pyrrole-2-carbonitrile

tanaproget

5-(4,4-dimetil-2-tioxo-1,4-dihidro-2*H*-3,1-benzoxazin-6-il)-1-metil-1*H*-pirrol-2-carbonitrilo

$C_{16}H_{15}N_3OS$



**taneptacoginum alfa**  
taneptacogin alfa

$O^{344}, N^{193}$ - cyclic hemiacetal obtained by the action of L-phenylalanyl L-phenylalanyl-L-arginine chloromethane on the blood coagulation factor VII (eptacog alfa) activated

taneptacogin alfa

$O^{344}, N^{193}$ -hémicéctal cyclique obtenu par action du L-phénylalanyl- L -phénylalanyl- L -arginylchlorométhane sur le facteur VIIa de coagulation humain (eptacog alfa) activé

taneptacogina alfa

$O^{344}, N^{193}$ -hemicetal cíclico obtenido por acción del L-fenilalanil- L -fenilalanil-L-arginilclorometano sobre el factor VIIa de coagulación humano (eptacog alfa) activado

**taprizosinum**

taprizosin

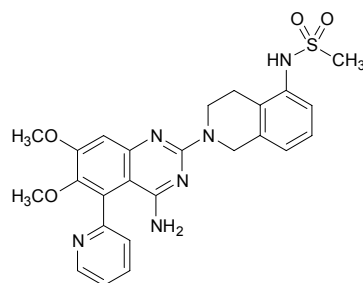
N-{2-[4-amino-6,7-dimethoxy-5-(pyridin-2-yl)quinazolin-2-yl]-1,2,3,4-tetrahydroisoquinolin-5-yl}methanesulfonamide

taprizosine

N-[2-[4-amino-6,7-diméthoxy-5-(pyridin-2-yl)quinazolin-2-yl]-1,2,3,4-tétrahydroisoquinoléin-5-yl]méthanesulfonamide

taprizosina

N-[2-[4-amino-6,7-dimetoxi-5-(piridin-2-il)quinazolin-2-il]-1,2,3,4-tetrahidroisoquinolin-5-il]metanosulfonamida

C<sub>25</sub>H<sub>26</sub>N<sub>6</sub>O<sub>4</sub>S**teduglutidum**

teduglutide

[2-glycine](1-33)-Peptide 2 analogue of human glucagon (GLP-2)

téduglutide

[2-glycine](1-33)-peptide du Peptide 2 Analogue du Glucagon humain (GLP-2)

teduglutida

[2-glicina]péptido(1-33) del péptido-2 análogo del glucagón humano

C<sub>164</sub>H<sub>252</sub>N<sub>44</sub>O<sub>55</sub>S

H—His—Gly—Asp—Gly—Ser—Phe—Ser—Asp—Glu—Met—Asn—Thr—  
 10  
 Ile—Leu—Asp—Asn—Leu—Ala—Ala—Arg—Asp—Phe—Ile—Asn—  
 20  
 Trp—Leu—Ile—Gln—Thr—Lys—Ile—Thr—Asp—OH  
 30

**tocilizumabum**

tocilizumab

immunoglobulin G1, anti-(human interleukin 6 receptor) (human-mouse monoclonal MRA heavy chain), disulfide with human-mouse monoclonal MRA  $\kappa$ -chain, dimer

tocilizumab

immunoglobuline G1, anti-(récepteur de l'interleukine 6 humaine) ; dimère du disulfure entre la chaîne lourde et la chaîne- $\kappa$  de l'anticorps monoclonal de souris MRA humanisé

tocilizumab

immunoglobulina G1, anti-(receptor de la interleukina 6 humana) ; dímero del disulfuro entre la cadena pesada y la cadena - $\kappa$  del anticuerpo monoclonal humanizado de ratón MRAC<sub>6428</sub>H<sub>9976</sub>N<sub>1720</sub>O<sub>2018</sub>S<sub>42</sub>

**urtoxazumabum**  
urtoxazumab

immunoglobulin, anti-(*Escherichia coli* Shiga-like toxin II B subunit) (human-mouse hybridoma HuVTm1.1  $\gamma$ -chain V-D-J region), disulfur with human-mouse hybridoma HuVTm1.1  $\kappa$ -chain V-J region, dimer

urtoxazumab

immunoglobuline G1, anti-(sous-unité B de la toxine II analogue à la Shiga d'*Escherichia coli*) ; dimère du disulfure entre la chaîne  $\gamma$  et la chaîne  $\kappa$  de l'anticorps monoclonal de souris HuVTm1.1 humanisé

urtoxazumab

immunoglobulina G1, anti-(subunidad B de la toxina II análoga de la Shiga de *Escherichia coli*), dímero del disulfuro entre la cadena  $\gamma$  y la cadena  $\kappa$  del anticuerpo monoclonal de ratón HuVTm1.1 humanizado

 $C_{6414}H_{9934}N_{1718}O_{2010}S_{40}$ 
**valtorcitabinum**  
valtorcitabine

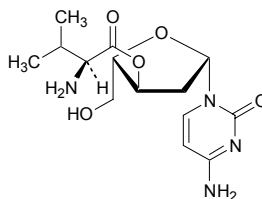
4-amino-1-(3-O-L-valyl-2-deoxy- $\beta$ -L-*erythro*-pentofuranosyl)-pyrimidin-2(1*H*)-one

valtorcitabine

4-amino-1-[3-O-[(2*S*)-2-amino-3-méthylbutanoyl]-2-désoxy- $\beta$ -L-*érythro*-pentofuranosyl]pyrimidin-2(1*H*)-one

valtorcitabina

4-amino-1-(3-O-L-valil-2-desoxi- $\beta$ -L-*eritro*-pentofuranosil)-pirimidin-2(1*H*)-ona

 $C_{14}H_{22}N_4O_5$ 
**vildagliptinum**  
vildagliptin

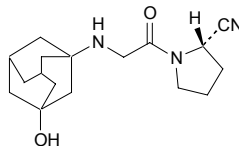
(2*S*)-[[[3-hydroxyadamantan-1-yl)amino]acetyl]pyrrolidine-2-carbonitrile

vildagliptine

(2*S*)-1-[[[3-hydroxytricyclo[3.3.1.1<sup>3,7</sup>]déc-1-yl)amino]acétyl=pyrrolidine-2-carbonitrile

vildagliptina

(2*S*)-1-[[[3-hidroxitriciclo[3.3.1.1<sup>3,7</sup>]dec-1-il)amino]acetil]pirrolidina-2-carbonitrilo

 $C_{17}H_{25}N_3O_2$ 


**zanolimumabum**

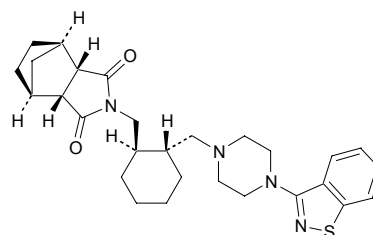
zanolimumab

immunoglobulin G1, anti-(human antigen CD4), heavy chain disulfide with the  $\kappa$ -chain of human monoclonal antibody 6G5.2, dimer

zanolimumab

immunoglobuline G1, anti-(antigène CD4 humain) ; dimère du disulfure entre la chaîne lourde et la chaîne  $\kappa$  de l'anticorps monoclonal humain 6G5.2

zanolimumab

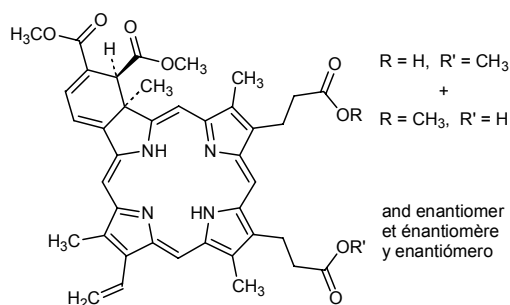
inmunoglobulina G1, anti-(antígeno CD4 humano) ; dímero del disulfuro entre la cadena pesada y la cadena  $\kappa$  del anticuerpo monoclonal humano 6G5.2

**AMENDMENTS TO PREVIOUS LISTS  
MODIFICATIONS APPORTÉES AUX LISTES ANTÉRIEURES  
MODIFICACIONES A LAS LISTAS ANTERIORES**

**Recommended International Nonproprietary Names (Rec. INN): List 35**  
**Dénominations communes internationales recommandées (DCI Rec.): Liste 35**  
**Denominaciones Comunes Internacionales Recomendadas (DCI Rec.): Lista 35**  
*(WHO Drug Information, Vol. 9, No. 3, 1995)*

p. 26    **verteporfinum**  
 verteporfin  
 vertéporfine  
 verteporfina

*insert the graphic formula by the following:  
 insérer la formule développée par la suivante:  
 insértese la fórmula desarrollada por:*



**Recommended International Nonproprietary Names (Rec. INN): List 50**  
**Dénominations communes internationales recommandées (DCI Rec.): Liste 50**  
**Denominaciones Comunes Internacionales Recomendadas (DCI Rec.): Lista 50**  
*(WHO Drug Information, Vol. 17, No. 4, 2003)*

p. 279    **lurasidonum**  
 lurasidona

*sustitúyase la descripción por la siguiente*

*(3aR,4S,7R,7aS)-2-[[[(1R,2R)-2-[[4-(1,2-bencisotiazol-3-il) piperazin-1-il]metil]ciclohexil]metil]hexahidro-4,7-metano-2H-isoindol-1,3-diona*

**Procedure and Guiding Principles / Procédure et Directives / Procedimientos y principios generales**

The text of the *Procedures for the Selection of Recommended International Nonproprietary Names for Pharmaceutical Substances* and *General Principles for Guidance in Devising International Nonproprietary Names for Pharmaceutical Substances* will be reproduced in uneven numbers of proposed INN lists only.

Les textes de la *Procédure à suivre en vue du choix de dénominations communes internationales recommandées pour les substances pharmaceutiques* et des *Directives générales pour la formation de dénominations communes internationales applicables aux substances pharmaceutiques* seront publiés seulement dans les numéros impairs des listes des DCI proposées.

El texto de los Procedimientos de selección de denominaciones comunes internacionales recomendadas para las sustancias farmacéuticas y de los Principios generales de orientación para formar denominaciones comunes internacionales para sustancias farmacéuticas aparece solamente en los números impares de las listas de DCI propuestas.

**Procedure and Guiding Principles / Procédure et Directives / Procedimientos y principios generales**

The text of the *Procedures for the Selection of Recommended International Nonproprietary Names for Pharmaceutical Substances* and *General Principles for Guidance in Devising International Nonproprietary Names for Pharmaceutical Substances* will be reproduced in uneven numbers of proposed INN lists only.

Les textes de la *Procédure à suivre en vue du choix de dénominations communes internationales recommandées pour les substances pharmaceutiques* et des *Directives générales pour la formation de dénominations communes internationales applicables aux substances pharmaceutiques* seront publiés seulement dans les numéros impairs des listes des DCI proposées.

El texto de los Procedimientos de selección de denominaciones comunes internacionales recomendadas para las sustancias farmacéuticas y de los Principios generales de orientación para formar denominaciones comunes internacionales para sustancias farmacéuticas aparece solamente en los números impares de las listas de DCI propuestas.