



ONTARIO VETERINARY  
MEDICAL ASSOCIATION

*Your Source. Your Voice.*



2009 OVMA Conference & Trade Show

# Canada's **BIGGEST** and **BEST**



JANUARY 29 – 31, 2009

WESTIN HARBOUR  
CASTLE

TORONTO, ONTARIO

C O N F E R E N C E   P R O G R A M

**Don't forget!**  
November  
is **Diabetes**  
Awareness  
Month!

Successful  
**Diabetes  
Management**  
Made possible with  
**Caninsulin®**



**Caninsulin®**  
pour le contrôle  
diabète  
canin et félin

Intervet/Schering-Plough Animal Health  
[www.intervet.ca](http://www.intervet.ca) • [www.caninsulin.com](http://www.caninsulin.com)

© 2008 Intervet/Schering-Plough Animal Health.  
All rights reserved.

# going for green

*The OVMA has made numerous changes to this year's conference to demonstrate veterinarians' commitment to the environment and a sustainable future. We've reduced our paper consumption, switched to ecologically-friendly paper and are giving attendees convenient OVMA conference bags made entirely from recycled materials.*

## Did you know...

*Each year, North Americans throw away enough office paper to build a wall four metres high, stretching from Vancouver to Halifax!\**

OVMA has committed to reducing unnecessary paper waste. We've drastically reduced paper consumption at this year's conference. We've replaced printed conference proceedings with speaker notes for delegates during the individual sessions and a CD of the complete proceedings. This results in a savings of approximately 250,000 pieces of paper!

## Did you know...

*Ontarians use 7 million plastic bags each day- that's about 4 bags per person every week! \*\**

This year, OVMA will provide attendees with ecologically friendly conference tote bags. Made entirely from recycled materials, the bags are reusable and machine washable. They'll come in handy throughout the year, and are perfect for running errands like grocery shopping!

## Did you know...

*That half the world's forests have already been cleared out or burned, and 80% of what's left has been seriously degraded? \*\*\**

OVMA now uses paper certified to be manufactured from recycled pulp for all conference materials. Look for the Forest Stewardship Council (FSC) logo on our printed materials, which means that the paper has been manufactured in a way that respects the environment, benefits society, and protects the livelihood of local communities.

## How can you contribute? Go green during your hotel stay!

- Turn off any lights, TV, air conditioner or heater when you leave your hotel room.
- Don't have your towels and sheets replaced on a daily basis. Leave unopened hotel-supplied amenities (e.g., shampoo and cream bottles) in the room. Take home the ones you've begun to use and take the empty ones home for recycling. Take only the brochures and tourist information you need and return the rest to display racks.
- Recycle bottles, cans, paper, etc.
- Bring a reusable water bottle with a built-in filter that you can fill anytime rather than drinking from and disposing plastic water bottles.
- Thank the managers and employees for embracing green-hotel practices.

## Back at the practice...

Encourage the use of biodegradable dog waste bags instead of plastic, which will fully decompose in 30-45 days!

\*Supreme Guide to the Environment

\*\*<http://www.thestar.com/News/article/211921>

\*\*\*<http://www.thedailygreen.com/environmental-news/latest/7447/y>







ONTARIO VETERINARY  
MEDICAL ASSOCIATION

*Your Source. Your Voice.*

# Canada's **BIGGEST** and **BEST**

## **OVMA WELCOME**

Chair's Message .....	3
President's Message .....	3

## **IMPORTANT GENERAL INFORMATION**

Conference Location, Accommodation, Transportation, Parking, Registrations .....	4
Out-of-Province Delegates, CE Credits, Lunches, Employment Board, Student Interviews, Used Textbooks .....	5
Exhibit Schedule, Passes and Information .....	6
Map of Conference Venue .....	7

## **SOCIAL PROGRAM**

Thursday Marketplace .....	8
Bayer's Fun Night .....	8
Friday Exhibit Hall Reception .....	8
Merial's Friday Night Reception .....	8

## **SPECIAL SESSIONS**

Morning Plenary Sessions .....	9
OVMA Annual General Meeting .....	10
AAHA Forum and Luncheon .....	10
Farley Foundation Awards Presentation .....	10
CVMC Fellowship Breakfast .....	10
OVC "Lunch With..." Sessions .....	10

## **OVMA MASTER CLASSES & WET LABS**

Thursday, January 29 .....	11
Friday, January 30 .....	12
Saturday, January 31 .....	12

## **PRACTICE MANAGEMENT/ HOSPITAL PERSONNEL PROGRAM**

Thursday, January 29 .....	14
Friday, January 30 .....	14
Saturday, January 31 .....	15

## **SMALL ANIMAL PROGRAM**

Thursday, January 29 .....	16
Friday, January 30 .....	17
Saturday, January 31 .....	18

## **\*NEW\* ZOONOSIS PROGRAM**

Friday, January 30 .....	19
--------------------------	----

## **BOVINE PROGRAM**

Thursday, January 29 .....	21
Friday, January 30 .....	21

## **EQUINE PROGRAM**

Friday, January 30 .....	21
Saturday, January 31 .....	22

## **PROGRAM AT A GLANCE**

Thursday, January 29 .....	24
Friday, January 30 .....	26
Saturday, January 31 .....	28

## **SPEAKERS' DIRECTORY** .....

## **SPONSORS' PAGE** .....

# Welcome to the 2009 OVMA CONFERENCE!

## CHAIR'S MESSAGE

Each year the OVMA President-Elect assumes the duties of Conference Committee Chair. Knowing that the opportunity was coming my way I began to pay more attention to the details of other conferences and events I attend.

OVMA's Conference Committee is tirelessly dedicated to organizing and offering the best and most innovative continuing education available to veterinarians. So when the Committee nominated "Canada's Biggest and Best" as the new conference tag line, it really resonated with me.

Boastful? Perhaps, but I think it's really a pledge to you that the 2009 OVMA Conference will be an exemplary experience.

This year's lineup not only offers the most value for your budgeted CE money, it also offers the most variety, the best academic and technical authorities and the biggest trade show in Canada. Besides all of the great activities you've come to expect from OVMA, we're proud to bring you some exciting new speakers and new options during the 2009 event, including:

- Michael "Pinball" Clemons – This football legend is bound to inspire you to achieve as much as you want to achieve, while maintaining a great big heart and a connection with your community.

- Dr. David Foot – Author of the internationally renowned demographics book, *Boom, Bust and Echo*; you won't want to miss this keynote speaker who has been working with OVMA's Board of Directors to examine how demographic changes will impact the future of veterinary medicine.
- New OVC "Lunch with..." Sessions – Have lunch with your favourite OVC guru in an intimate round table setting, and get a chance to discuss all your specific questions and case issues with OVC authorities on cardiology, equine surgery/internal medicine, neurology, ophthalmology or radiology.
- Plus: an executive coaching session, intense wet labs and the biggest trade show yet!

I'm very excited to invite you to what we know will be a very rewarding and unique CE experience.

See you there. Enjoy!

Jim Hysen, DVM  
2009 Conference Committee Chair.



JIM HYSEN, DVM

## PRESIDENT'S MESSAGE

"Canada's Biggest and Best". Our new conference tagline encompasses all that the OVMA Conference is. Kudos to Dr. Jim Hysen, the Chair of this year's conference, as well as to the rest of the enthusiastic Conference Committee and the hard-working OVMA staff that have once again exceeded our expectations. At this year's conference you can look forward to a mixture of tried and true annual activities that we eagerly anticipate, as well as some exciting new initiatives. Be sure to check out our Master Classes, first introduced in 2008 and back by popular demand.

I would be remiss if I did not also mention the fantastic support from our sponsors and industry partners, without whom we could not provide such stellar continuing education opportunities. Do take the opportunity to thank them as you enjoy the exhibits and special evening events.

Welcome to the 2009 OVMA Conference –be prepared to be dazzled!

Irene Moore, DVM  
OVMA President



IRENE MOORE, DVM  
OVMA PRESIDENT

# IMPORTANT GENERAL INFORMATION

## CONFERENCE LOCATION

The Westin Harbour Castle  
1 Harbour Square, Toronto, Ontario M5J 1A6  
tel (416) 869-1600  
fax (416) 361-7448 (to make room reservations)

The natural harbour setting of the Westin ensures a feeling of quiet privacy—yet you are only minutes from the commercial and cultural centre of the city, where theatres, shopping, restaurants, and commerce thrive. Complete convention facilities include a glass-enclosed walkway linking the hotel to the Westin Harbour Castle Conference Centre. Deluxe rooms, all with partial or full lake view, combine traditional comforts with a relaxing environment.

## ACCOMMODATION

OVMA has negotiated special room rates at The Westin Harbour Castle and a block of rooms has been reserved. Hotel rooms are available to OVMA delegates for \$173.00 (plus applicable taxes). The cut-off date is January 11, 2009. Prior to the cut-off date, individual group members are entitled to the group rate if they make their reservations and pay a deposit equal to the room rate for one night. Reservation requests received after the cut-off date will be accepted on a space available basis.

Individual delegates may lengthen their stay for up to two days prior and one day after the official meeting dates (January 27 – February 1, 2009). The hotel will provide these rooms, subject to availability, at the group rate if reserved by the individual prior to the cut-off date.

Individual room reservations will be held until 6:00 p.m., unless the first night's deposit is received or a guarantee for late arrival is made with a major credit card by the guest.

Reservations can be made by telephone at (416) 869-1600. Identify yourself as an OVMA Conference delegate when you call. Hotel reservations can also be made on-line. A direct link to make your room reservation at the Westin Harbour Castle Hotel is available through OVMA's website at: [www.ovma.org](http://www.ovma.org).

## AIR TRANSPORTATION

Airport: Lester B. Pearson International

Pacific Western offers shuttle from the airport to the Westin Harbour Castle. Buses leave the airport every 20 minutes. The Westin Harbour Castle is the first stop to Toronto and the last stop out of Toronto. Fares: one way \$16.45, return \$28.35 (prices are subject to change). For more information on Pacific Western, please contact (905) 564-3232. Limousine service at a flat rate of approximately \$50.00 is offered by several different companies. Taxis are also available.

## GROUND TRANSPORTATION

Toronto is served by all modes of transportation. By car, the Westin Harbour Castle is located at 1 Harbour Square, just off of the Yonge/York/Bay Exit of the Gardiner Expressway. Delegates concerned about downtown traffic should avail themselves of excellent alternative modes of rapid transit:

VIA Rail	Stop at Union Station (downtown Toronto)
GO-Transit	Stop at Union Station
TTC	Exit at Union Station

Ample parking is available at GO STATIONS (Milton, Oakville and Burlington and points along the lake in the west; Pickering, Ajax and Oshawa in the east). For more information on GO TRANSIT, please contact (416) 869-3200.

Underground transportation is available within the SUBWAY system at the Union Station stop. Upon arrival at Union Station, take the stairs (not escalators) up one level and follow the signs for "Harbourfront LRT." To get to the Westin Harbour Castle, exit at Queen's Quay Station, which is the first stop of the Harbourfront LRT. For more information on the TTC, please phone (416) 393-4000. Upon arrival at Union Station by TRAIN, please follow the underground signs for the subway and proceed as above.

## PARKING

Valet parking with in and out privileges for hotel guests is available at \$35.00/day at the Westin Harbour Castle. Self-parking outside is available for hotel guests at \$17.00/day at 90 Harbour Square. Rates are subject to change. Other aboveground parking is also available at several locations in the vicinity of the hotel.

## CONFERENCE REGISTRATION

Delegates are strongly recommended to take advantage of the discounted registration fees by registering early. Generous registration refund terms encourage everyone to pre-register. Please consult the registration form for more details.

Proceedings and lunches are included with all registrations unless otherwise specified.

## CLINIC REGISTRATION

The clinic should register under the clinic name. One clinician per day may attend. All attending veterinarians must be OVMA members and membership fees for 2008/2009 must be paid. Clinic registration is available by pre-registration only.

Each morning, the clinic member who will be attending the meeting that day is to stop by the Pre-registration Desk to pick up the registration kit, which will be listed under the clinic name. Clinic registration includes one copy of the Proceedings CD ROM for each attending veterinarian.

## REGISTRATION DESK HOURS:

Thursday, January 29, 2009	7:00 a.m. - 5:00 p.m.
Friday, January 30, 2009	7:00 a.m. - 5:00 p.m.
Saturday, January 31, 2009	7:30 a.m. - 1:00 p.m.

## OUT-OF-PROVINCE DELEGATES

The OVMA welcomes the participation of out-of-province delegates and extends member rates to registrants who are members of their provincial or state Veterinary Medical Association. To take advantage of this offer, please indicate on the registration form the name of the Provincial/State Veterinary Medical Association of which you are a member.

## CONTINUING EDUCATION CREDITS

The 2009 OVMA Conference Program has been submitted for 113 total available hours of CE for veterinarians, and 98 total hours for veterinary technicians in full attendance in jurisdictions that recognize AAVSB's RACE (American Association of Veterinary State Boards, Registry of Approved Continuing Education) approval (RACE CE Provider #399). To record your CE hours, individual certificates of attendance will be provided upon request to the OVMA office.

## LUNCHES

One lunch ticket per delegate will be included for each day registered for the scientific sessions. Additional lunch tickets, at a cost greatly subsidized by OVMA, are available for spouses and visitors. A limited number of tickets can be obtained at the On Site Registration Desk. Buffet lunches will be served all three days in the Frontenac Ballroom Foyer (also located on the street level of the Conference Centre), with some seating available in the Frontenac Ballroom daily from 12:00 – 1:00 p.m. Please be sure to visit the Exhibit Hall for dessert and coffee.

## MESSAGE CENTRE

For the convenience of all delegates, a Message Centre will be set up in the registration area from 8:00 a.m. Thursday until 3:00 p.m. Saturday afternoon.

## EMPLOYMENT BOARD

For the duration of the conference, OVMA will provide a bulletin board. Delegates may use this board to post employment opportunities for veterinarians, students and veterinary technicians. Ads placed in the most recent issue of the Veterinary Classifieds will be posted on this board at no additional fee.

## STUDENT INTERVIEWS

As in previous years, a room will be made available for interviewing fourth-year OVC students. An interview request form with further information is enclosed with this mailing.

## USED TEXTBOOKS

OVMA will collect old and unwanted veterinary textbooks. Bring any used textbooks you no longer use and we will arrange to have them shipped to a veterinary school in an underdeveloped country. A textbook deposit area will be available in the registration area.

Former OVMA President Dr. Barry Burtis (Burlington) personally makes arrangements for shipping these textbooks overseas. With shipping costs being roughly \$8/kg, Dr. Burtis is asking for donations to help cover costs. Whether you are donating books or you don't have any books to donate, please consider making a small donation to help cover the cost of shipping. A donation box will be available on-site at the OVMA Conference Registration Booth or you may call Dr. Burtis directly at 905.639.5414.

This is a great way to recycle old/used veterinary textbooks while assisting your peers in various locations around the world. We thank you in advance for your assistance.

## For Veterinary Technicians

*Veterinary technicians and all other hospital personnel are welcome to register to attend any of the regular sessions offered during the 2009 OVMA Conference at special rates. Some restrictions may apply to Master Class and Wet Lab sessions based on space availability. Please refer to the registration form for details.*

# EXHIBIT SCHEDULE

## EXHIBIT HALL HOURS METROPOLITAN BALLROOM

*Second Level of The Westin Harbour Castle Conference Centre*

10:00 a.m.-7:00 p.m.	Thursday, January 29
10:00 a.m.-6:30 p.m.	Friday, January 30
10:00 a.m.-1:30 p.m.	Saturday, January 31

## TABLE TOP DISPLAY HALL HOURS HARBOUR BALLROOM FOYER TABLE TOPS

*Convention Level of The Westin Harbour Castle Hotel*

10:00 a.m. - 5:00 p.m.	Thursday, January 29
10:00 a.m. - 5:00 p.m.	Friday, January 30
10:00 a.m. - 1:30 p.m.	Saturday, January 31

## PIER 2 & 3 TABLE TOPS

*Convention Level of The Westin Harbour Castle Hotel*  
*New for 2009!!*

*Don't forget to check out this new two-day  
table top display area.*

10:00 a.m. - 5:00 p.m.	Thursday, January 29
10:00 a.m. - 5:00 p.m.	Friday, January 30

The OVMA Conference features the largest annual veterinary trade show in Canada. In 2009, delegates will have an opportunity to learn about, discuss and purchase the latest products and services from a record of over 115 companies.

Coffee breaks and receptions in the exhibit hall will provide a relaxed atmosphere to meet with other delegates and your exhibitors on a less formal basis.

## PASSPORT

The popular *Passport to the Canadian Veterinary Industry* will be repeated in 2009. This exhibit hall promotion is sponsored by all of the exhibiting companies.

Visit five booths in each aisle of the Exhibit Hall and five displays in the Table Top Display areas to collect your passport stickers. When your passport is full, deposit it in the draw box. The draw box will be located in the OVMA registration area.

Participating in this promotion could be your passport to exciting prizes! There's over \$10,000 in prizes available to be won. You could win a prize worth \$500, \$1,000 or even \$5,000! Prizes will be drawn in the Exhibit Hall at 12:45 p.m., during the Saturday lunch break. You do not have to be present to win one of these terrific prizes.

This contest is open to registered delegates: veterinarians, students of veterinary medicine, veterinary technicians and hospital personnel. One passport per eligible delegate only.

## LUNCHTIME EXHIBIT HALL DRAWS

On Thursday and Friday, delegates visiting the Exhibit Hall over the lunch break will be entered in a special daily draw for \$500. *These draws will take place at 12:45 p.m. and you must be in the Exhibit Hall to win!*

## EXHIBIT HALL PASSES

Entry to the Exhibit Hall is included with your conference registration. Registered conference delegates and accompanying family members may enter the Exhibit Hall at no additional cost. Veterinarians and veterinary practice personnel who are not registered for the conference can purchase an Exhibit Hall pass on site at a cost of \$50 per person per day.

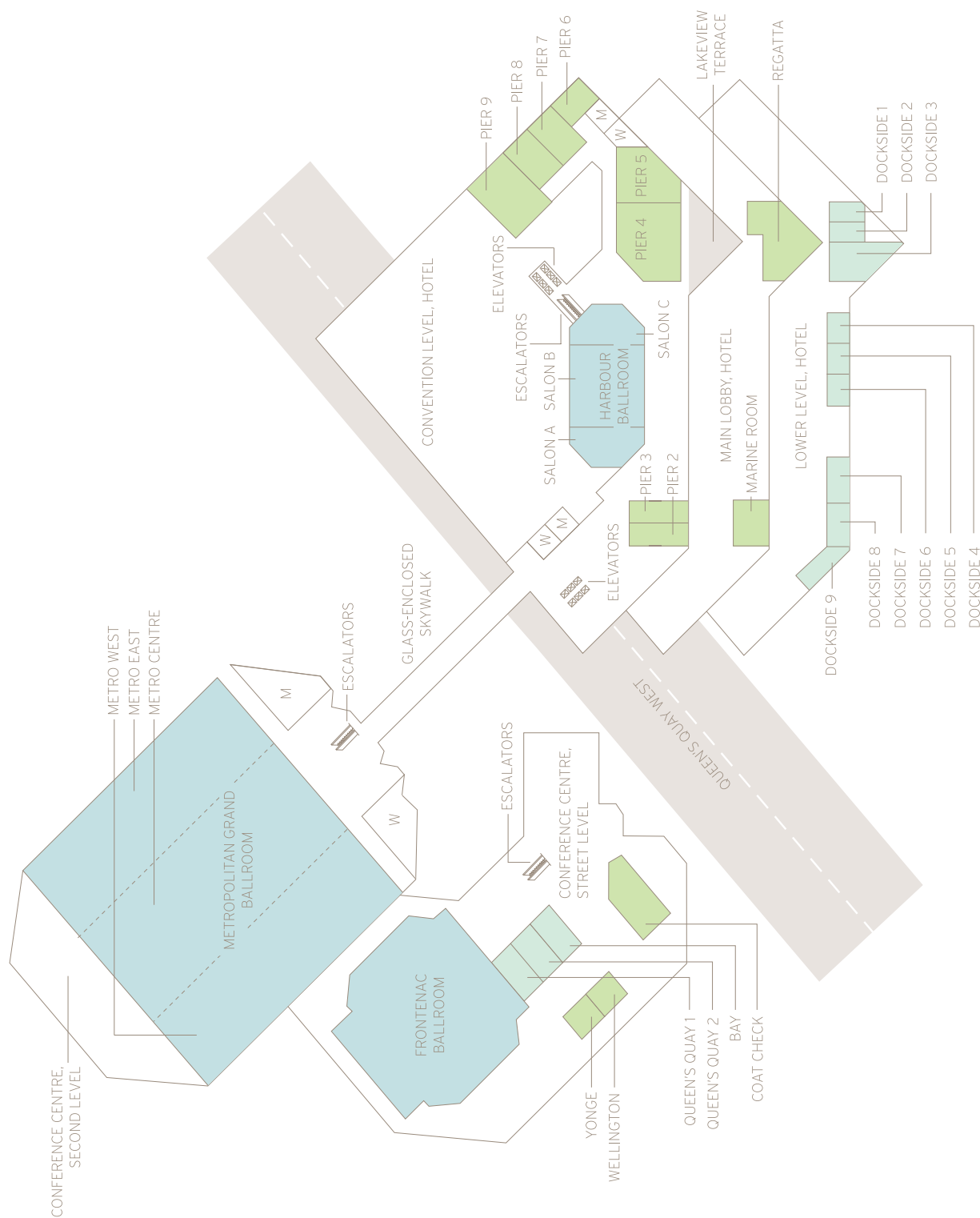
**New for  
2009!!**

Please be prepared to show identification verifying your employment at a veterinary hospital (or veterinary licence in the case of veterinarians) to obtain a pass.

Representatives from non-exhibiting companies **will not** be issued passes unless registered with an exhibiting company. This policy is in place to protect the interests of our exhibiting companies. Requests for passes made by a sponsoring company will not be unreasonably withheld.



# MAP OF CONFERENCE VENUE



**THE WESTIN**  
HARBOUR CASTLE  
TORONTO

# SOCIAL PROGRAM

**THURSDAY, JANUARY 29, 2009**

## MARKETPLACE

EXHIBIT HALL

5:00 - 7:00 p.m.

Coffee/Cocktails

*Sponsored by*



## BAYER'S FUN NIGHT

FRONTENAC BALLROOM

7:00 - 9:00 p.m.

Join Bayer for a social evening of networking within a unique lounge atmosphere created to showcase Bayer's premium parasite solutions.

Don't miss this opportunity to sit back and relax after a busy day. Enjoy themed appetizers, entertainment and the chance to win fantastic prizes.

This event is open to all delegates free of charge with a Thursday or full conference registration.

*This event is generously hosted by*



**FRIDAY, JANUARY 30, 2009**

## RECEPTION

EXHIBIT HALL

5:00 - 6:30 p.m.

Coffee/Cocktails

*Sponsored by*



## MERIAL'S FRIDAY NIGHT RECEPTION

FRONTENAC BALLROOM

6:30 - 7:30 p.m.

Relax after a busy day of CE to meet up with friends at Merial's cocktail reception. This event is open to all delegates free of charge with a Friday or full conference registration.

*This event is generously hosted by*



# SPECIAL SESSIONS

## MORNING PLENARY SESSIONS

Once again for 2009, the Conference will feature daily plenary sessions exploring current issues of interest to all members of the profession. While attending these morning plenary sessions, conference delegates can relax and enjoy a complimentary continental breakfast.

Morning Plenary sessions are preceded by an award's presentation. Help us honour those receiving a prestigious OVMA award.

## The 2009 Morning Plenary Sessions will feature the following:

### THURSDAY, JANUARY 29, 2009

8:00 – 9:00 a.m.

ROOM: FRONTENAC BALLROOM



**Dr. David Foot**

the subject is marketing or human resources, or health, social or global trends.

Dr. Foot is an award-winning professor at the University of Toronto and a Ph.D. in economics from Harvard University. Since the publication of his phenomenal best-seller, *(Boom, Bust & Echo)*, Dr. Foot has almost single-handedly informed, inspired and influenced the public discussion of demographics.

Change can't be avoided, but it can be anticipated and managed. OVMA has recently retained Dr. Foot to examine future demographic trends in Canada, specifically as they pertain to the future of pet ownership and the demand for companion animal veterinary services. Dr. Foot will present the findings from that study, as well as other insights into what Canada's changing demographics will mean for the future of the country and the veterinary profession.

*The Thursday morning plenary session has been sponsored by*



### THE FUTURE FOR VETERINARY MEDICINE: A DEMOGRAPHIC PERSPECTIVE

As Dr. David Foot frequently tells audiences, demographics aren't just important; they can explain two-thirds of everything – whether

### FRIDAY, JANUARY 30, 2009

8:00 – 9:00 a.m.

ROOM: FRONTENAC BALLROOM

### FRIDAY'S HOT TOPICS BREAKFAST

Catch up on the latest news and hottest topics in the veterinary profession. This year's topics and speakers will include:

**Dr. Michael Kaufman:** Will provide information on the Professionals Health Program and the services it provides to Ontario veterinarians.

**Dr. Christine Merle:** "Because I'm Older, That's Why!" Join Dr. Merle as she explains the relationship between age and willingness to change. Is there hope for the older (and younger) generation?

**Drs. Craig Mosley & Conny Gunkel:** This brief, yet very informative session will provide practical recommendations for NSAID use in the peri-operative period.

*The Friday Hot Topics Breakfast session has been sponsored by*



## PLENARY SESSIONS (cont'd)

**SATURDAY, JANUARY 31, 2009**

**8:00 – 9:00 a.m.**

**ROOM: FRONTENAC BALLROOM**

### WINNING AGAINST THE ODDS



**Michael "Pinball" Clemons**

Although only 5 foot 6 inches tall and 170 pounds, Michael "Pinball" Clemons was renowned as one of pro football's most electrifying players. The CFL's all-time all purpose yardage leader; he will be inducted into the Canadian Football Hall of Fame in 2008.

Not just a tremendous athlete, Pinball used his superb leadership and communication skills to become a successful Coach and

President of the Toronto Argonauts, and is now the CEO of the franchise. At the same time, he has worked tirelessly in the community and participated in countless charitable causes.

Mr. Clemons will share his experiences to illustrate how people can overcome obstacles and achieve success. In his moving and inspirational talk, he will speak about personal perseverance and the importance of teamwork and leadership, while demonstrating what it means to beat the odds.

*The Saturday morning plenary session has been sponsored by*



### OVMA ANNUAL GENERAL MEETING FRIDAY, JANUARY 30, 2009

**7:00 a.m.**

**ROOM: FRONTENAC BALLROOM**

Ontario Veterinary Medical Association Annual General Meeting, continental breakfast format. This event is open to Members of the Association and invited guests only.

### AAHA FORUM AND LUNCHEON FRIDAY, JANUARY 30, 2009

**12:00 p.m. – 1:15 p.m.**

**ROOM: DOCKSIDE II**

On behalf of the American Animal Hospital Association, AAHA President Dr. Anna Worth, and President-Elect Dr. John Tait will host a luncheon forum for members and all others interested in discussing major issues facing the veterinary profession

and how AAHA can help meet those challenges. There will be no cost to participants. The American Animal Hospital Association thanks Hill's Pet Nutrition Canada Inc. for helping to sponsor this event and for its continued support of the Association's activities.

*This event is brought to you by*



*and is co-sponsored by*



### FARLEY FOUNDATION AWARDS PRESENTATION

**FRIDAY, JANUARY 30, 2009**

**12:15 p.m.**

**ROOM: FRONTENAC BALLROOM**

The Farley Foundation would like to thank everyone who made the 2008 Fundraise for Farley campaign a great success. Celebrate these amazing achievements with us as we honour the top fundraisers. Be sure to join us in recognition of those who have made such a difference in the lives of pets and pet owners!

### CHRISTIAN VETERINARY MISSIONS OF CANADA (CVMC) FELLOWSHIP BREAKFAST

**SATURDAY, JANUARY 31, 2009**

**7:00 - 8:00 a.m.**

**ROOM: DOCKSIDE II**

CVMC is an organization of Canadian animal health professionals committed to Christian ministry through the veterinary profession. This time of fellowship will include discussion of home and overseas ministry opportunities with CVM Canada. A free-will offering will be taken to cover the cost of breakfast.

### OVC "LUNCH WITH..." SESSIONS SATURDAY, JANUARY 31, 2009

**12:00 – 1:30 p.m.**

**ROOM: Pier 9**

**New for 2009!** This Saturday lunchtime CE offering provides the opportunity for in-depth topic-specific discussions with some of the leading professionals from the Ontario Veterinary College. Sit down to lunch with renowned specialists/academics and have your questions answered or discuss specific cases. Space is very limited so sign up early!



## OVC “LUNCH WITH...” SESSIONS (cont’d)

*Please note: lunch service will be provided to all participants in the session room.  
Pre-registration is required and a nominal surcharge applies. Please see Registration Form for details.*

*There are 5 topics to choose from:*

### **Cardiology: Pimobendan – Where and When**

**Dr. Michael O’Grady**

This will be an informal setting - a round table discussion about the cardiology service at OVC or issues in veterinary medicine (Pimobendan), and how/what OVC can do to help you in your practice.

### **Diagnostic Imaging**

**Dr. Stephanie Nykamp**

Do you have questions about diagnostic imaging? Are you thinking about making the conversion to digital radiography? Do you want to know if you should invest in an ultrasound machine for your practice? Bring along any questions that you may have and we will let them lead the discussion.

### **Equine Surgery/Internal Medicine**

**Drs. Nicola Cribb and Joanne Hewson**

This luncheon will provide practitioners the opportunity to engage in informal discussion regarding conditions encountered in private practice.

### **Neurology**

**Dr. Roberto Poma**

Topics available for discussion will be: DVM neurology case presentations, discussion and interaction; management of refractory epilepsy; neurological examination: tips and details; future directions in veterinary neurology (service, research and teaching).

### **Ophthalmology**

**Dr. Nick Whelan**

Come for an update on ocular disorders in dogs and cats. You choose the topic for discussion – these can include the diagnosis and medical/surgical treatment of corneal disease, uveitis, glaucoma, cataracts, acute blindness, or other related topics.

*The “Lunch With...”  
Sessions  
are brought to you by*



*and*



## OVMA MASTER CLASSES AND WET LABS

### **BACK FOR 2009**

Once again, OVMA has incorporated more intensive programs for conference delegates. These sessions will provide the ideal opportunity to participate in a focused and in-depth learning experience.

Please note the following for all Master Class / Wet Lab sessions and refer to the Registration Form for additional information:

- Pre-registration is required in order to attend.
- Enrolment numbers are restricted. Be sure to register early to avoid disappointment.
- An additional registration fee applies to all Master Class / Wet Lab sessions.

### **THURSDAY, JANUARY 29**

### **COACHING FOR GROWTH & PERFORMANCE – EMOTIONAL INTELLIGENCE**

**Mr. Merv Smith**

**9:15 a.m. – 5:00 p.m.**

**ROOM: Marine Room**

#### **9:15 – 10:30 a.m. Stepping Into the Emotional Cauldron**

This session provides a review of the basics of emotional intelligence and the way emotions figure into our work. An emotional template will be introduced to guide and anchor the day’s learning. Individual and group exercises are part of the session.

#### **11:00 a.m. – 12:00 p.m. Understanding Emotional Skills**

Emphasis will be on reading people and effectively using the emotional information gained. Understanding and managing in the emotional environment will be strengthened by way of individual and group exercises. Measurement is also addressed.

#### **1:30 – 2:30 p.m. Building Emotional Muscle**

Individual and group exercises are the means to strengthen our ability to identify, understand and use emotional data.

#### **2:45 – 3:45 p.m. Emotional Skills in Action**

Techniques for managing self and others are the emphasis of this session. Knowing who we are is the basis for our definition of the emotionally intelligent leader. Supervising others and conflict management are also addressed.

#### **4:15 – 5:00 p.m. Pulling it All Together**

Summarizing the day with particular emphasis on what emotional intelligence means when connected to one leadership model. Two free EQ assessments will be awarded to two of the day’s participants.

## MASTER CLASSES AND WET LABS (cont'd)

### THURSDAY, JANUARY 29

#### ANESTHESIA MONITORING FOR THE VETERINARIAN & VETERINARY TECHNICIAN - GENERAL LEVEL

*Dr. Craig Mosley & Dr. Conny Gunkel*

9:15 – 11:45 a.m.

ROOM: Pier 7/8

This session will focus on the fundamentals of anesthetic monitoring and topics that are critical for rationally using and selecting anesthetic monitoring equipment. Initial topics for discussion will include; why monitor anesthesia; the principles of good anesthetic monitoring; and the pitfalls of anesthetic monitoring. The principles of operation, limitations and utility of several commonly used anesthetic monitors will be addressed using case examples. These include but are not limited to, pulse oximetry, Doppler and oscillometric blood pressure assessment and the ECG.

#### ANESTHESIA MONITORING FOR THE VETERINARIAN & VETERINARY TECHNICIAN - ADVANCED LEVEL

*Dr. Craig Mosley & Dr. Conny Gunkel*

1:15 – 5:00 p.m.

ROOM: Pier 7/8

This session will build on the principles presented in Anesthetic Monitoring – General Level, and will focus on more advanced anesthetic monitoring techniques. There will be an in-depth case-based discussion of automated monitoring systems including but not limited to: temperature, ECG, pulse oximetry, capnography, airway gas monitoring, fluid administration systems and oscillometric, Doppler and invasive blood pressure assessment. This session will also discuss the relevance of automated anesthetic record keeping systems and the practical and economic considerations when purchasing anesthetic monitoring equipment.

### FRIDAY, JANUARY 30

#### CRITICAL CARE WORKSHOP

##### Tubes for Emergency and Critical Care

*Dr. Dawn Crandell*

9:15 – 11:45 a.m.

ROOM: Pier 7/8

Indications for and placement of NE tubes, esophagostomy tubes, chest tubes and nasal oxygen catheters are covered in this practical, hands-on laboratory.

*The Critical Care Workshop  
has been sponsored by*



*And equipment has been  
provided by*



### SATURDAY, JANUARY 31

#### OPHTHALMOLOGY MASTER CLASS

##### OCULAR ANATOMY AND EXAMINATIONS

*Dr. Charlotte Keller*

9:15 – 11:45 a.m.

ROOM: Pier 7/8

To start out, an overview of the ocular anatomy is given to create a better understanding of the healthy and diseased eye. This is followed by the audiovisual demonstration and discussion of a step by step approach to a thorough eye examination.

#### OPHTHALMOLOGY WET LAB AN ARRAY OF LID SURGERIES

*Dr. Charlotte Keller*

1:15 – 5:00 p.m.

ROOM: Pier 7/8

This wet lab will include lecture type settings and practicing sessions on cadavers. The surgical treatment of traumatic lesions, neoplastic growths and conformational abnormalities of the lids will be discussed, demonstrated and practiced.



**Avena Sativa**  
*Taking oat technology into the next century*



**Dermicare**



**Dermoscent**  
*Animal Dermo-Cosmetics*



**Alcon**



HESKA®  
**HemaTrue™**  
Veterinary Hematology Analyzer



**DRI-CHEM®**  
Veterinary Chemistry Analyzer

**i-STAT®1**  
Handheld Clinical Analyzer

HESKA®  
**Vet/IV™**  
Infusion Pump



**Optixcare**

**AVENTIX**

**PROFIT 100**  
CANADA'S  
FASTEST  
GROWING  
COMPANIES  
2008

1-877-909-2242  
[www.aventix.ca](http://www.aventix.ca)

# PRACTICE MANAGEMENT/HOSPITAL PERSONNEL PROGRAM

*To truly effect positive change in a veterinary clinic, all members of staff - veterinarians, hospital managers, technicians, receptionists, etc. must buy into that change. OVMA encourages every member of the clinic team to attend the sessions offered as part of this program.*

## THURSDAY, JANUARY 29

9:15 a.m. – 5:00 p.m.  
ROOM: SALON C

### BUDGETING FOR VETERINARY PRACTICE



Ms. Kathy Stinson

9:15 – 10:30 a.m.

#### Benefits of Budgeting

This segment of the budgeting series will cover the benefits of budgeting for you, your team and your bottom-line. We will begin to develop revenue projections for a fictitious clinic and discuss setting fees, to reflect your practice's personality.

11:00 a.m. – 12:00 p.m.

#### Revenue Projections

Revenue projecting continued.....this segment covers how to accurately break down annual revenue projections monthly. We will also begin to project and allocate variable and fixed expenses.

1:30 – 2:30 p.m. **Interpreting Your Projections**

This segment covers how to interpret your projections and the relevancy of benchmarking. We will discuss setting profit goals and how to troubleshoot when your projections are out of line with your goals.

2:45 – 3:45 p.m. **Expense Control**

It's not always the "big guns" (wages and meds) dragging you down. We will also address monitoring your numbers throughout the year; when and how to make adjustments to protect your goals.

4:15 – 5:00 p.m. **Justifying Equipment Purchases / New Hires**

When should we buy it and how do we pay for it? In this segment, we will walk through scenarios, using budget projections as a tool to help you make purchasing/hiring decisions. Taking the guess work out of equipment purchases/hiring decisions.

Ms. Stinson's lectures  
are sponsored by



The Friday and Saturday Practice Management/Hospital Personnel Program sessions will incorporate an "Audience Response System". This interactive technology utilizes adult learning techniques which engage the audience with the actual presentation, creating a more stimulating and active learning environment. Keypads for these interactive sessions will be provided to delegates at the sessions on a first-come-first-serve basis.

The Audience Response System  
is sponsored by



Pfizer Animal Health

## FRIDAY, JANUARY 30

9:15 a.m. – 5:00 p.m.  
ROOM: PIER 4/5

### WEATHERING THE PRACTICE STORMS



Dr. Christine Merle

9:15 a.m. – 12:00 p.m.

#### Winds of Change

Change is inevitable especially in these times, but planning for change can help turn the winds from blustering gusts to gentle breezes. Come join us for an interactive session on change management where you will learn why change is difficult, how to prepare for change and techniques to make effective changes last.

1:30 – 5:00 p.m.

#### Battling the Generational Gap Blues

Is your practice a stormy mix of baby boomers, generation x and y with some millennials tossed in too? Have the rainclouds of discontent showered your practice with complaints of "a lack of work ethic" and "a sense of entitlement"? Come share your generational thoughts on how to stop the gathering clouds and bring sunny days again.

Dr. Merle's lectures  
are sponsored by





## SATURDAY, JANUARY 31

9:15 a.m. – 5:00 p.m.

ROOM: SALON A/B

### THE VETERINARY HEALTH CARE TEAM (DOCTOR'S WELCOME TOO!!)

**Creating the Ideal Veterinary Appointment:  
Steps for Daily Success**



**Dr. Ernest Ward**

**9:15 – 10:15 a.m.**

**Part I – Staff Assignments,  
Scheduling and Training Overview**

**10:45 – 11:45 a.m.**

**Part II – Medical History,  
Technician Workflow, Welcome  
and Discharge**

We all know it when it happens: that Zen-like moment when everything is running smoothly, patients are well and clients are happy. Yet too often

those moments are few and far between. Instead, our days are filled with chaos and mistakes, tension and frustration. By breaking the day into manageable segments, we can begin to create consistently “perfect moments.” Join Dr. Ernie Ward as he shares his methodical approach to his busy practice day: from staff and appointment scheduling to performing a physical examination to discharging patients and follow-up with clients. This is a session filled with real-world and instantly implemented practical advice and tips.

**1:30 – 2:30 p.m.**

**Performing the Perfect Physical Examination:**

**What To Say and How to Do It – The Doctor's Role**

The physical exam – you think you've got that one covered, right? Answer carefully since our clients are judging us almost exclusively on our ability to demonstrate and communicate a thorough physical examination. Dr. Ernie Ward will guide you through the steps to maximize efficiency as well as teaching you verbal and non-verbal communication skills to enhance anyone's physical examination. Whether you've been practicing for two months or twenty years, you're sure to learn a new trick or three during this dynamic and entertaining presentation.

**2:45 – 3:45 p.m.**

**The Number One Disease We See and Are Afraid  
to Talk About**

Pet obesity has now reached epidemic proportions in the United States and Canada. Human obesity now affects over one in three Americans. It's the topic on everyone's lips – and scales – and yet our healthcare profession is doing little to address it. Why aren't we talking about it? Dr. Ward will share his non-threatening communication strategies for discussing pet obesity with obese clients as well as how to talk about obesity if the veterinarian is overweight and how focusing on the 55+% of all pet patients that suffer from excessive weight can benefit the practice's bottom line.

**4:00 – 5:00 p.m.**

**Where Do You Find the Time and Energy? Lessons From  
Life, Practice and the Ironman**

The number one question I get is “how do you do it?” How do you fit in meaningful time with your family, practice full-time and run a busy veterinary hospital, write, lecture and train upwards of twenty hours a week? Perhaps even more importantly, “why?” Because we can all live a more fulfilling and purposeful life if we simply apply a few uncomplicated rules. Join Dr. Ernie Ward as he outlines his strategy for getting the most out of every day we're blessed with. How healthy we are affects our attitude, relationships and our ability to perform at our jobs. If you want to do more, have more energy and enjoy life and your loved ones even more, this session is for you.

*Dr. Ward's lectures  
are sponsored by*



# SMALL ANIMAL PROGRAM

**THURSDAY, JANUARY 29**

## **Small Animal Program #1**

**ROOM: SALON A/B**

### **SOFT TISSUE SURGERY FOR SMALL ANIMAL PRACTITIONERS**

**Dr. Stephen Birchard**

#### **9:15 - 10:15 a.m. Exploratory Laparotomy: How it is Best Performed**

In some cases, the old fashioned exploratory laparotomy is still the best way to efficiently diagnose and treat surgical conditions of the abdomen. We will cover surgical instruments, approaches, biopsy techniques, and closure options.

#### **10:45 - 11:45 a.m. Current Techniques in Intestinal Surgery**

A review of indications for intestinal surgery will be followed by an update of current methods for performing techniques such as enterotomy and resection and anastomosis. Case examples will be used to illustrate important concepts.

#### **1:15 - 2:15 p.m. Portosystemic Shunts: Diagnosis & Surgical Management**

This seminar will help you sort out the complicating features of this important disease in dogs and cats. Which cases will do well with surgical treatment? What role does the referring vet play in the long-term postoperative management?

#### **2:30 - 3:30 p.m. Gastric Dilatation Volvulus: New Concepts and Treatments**

What's new in the medical and surgical management of GDV in dogs? New concepts in initial emergency care as well as the definitive surgical repair will be covered. Practical and simple methods for gastropexy will be explained.

#### **4:00 - 5:00 p.m. Complications of Abdominal Surgery: How to Prevent Them, and Case Examples**

If you do enough surgery, complications will eventually happen. Learn from mistakes, and change protocols to prevent future ones. Common complications and how to prevent them will be discussed. Case examples will be presented.

## **Small Animal Program #2**

**ROOM: PIER4/5**

### **CRITICAL CARE**

**Dr. Dawn Crandell**

#### **9:15 - 10:15 a.m. Initial Assessment and Treatment of the Emergency Patient**

Be prepared for the emergency patient that rolls into your hospital at any hour of the day. A focus on crash cart preparation and initial assessment and treatment will help make the difference between success and failure in these high-stress cases.

**10:45 - 11:45 a.m.**

#### **Quick Assessment Panel for the Emergency Patient**

A small panel of quick assessment tests run at "bedside" within minutes of arrival of the emergency patient often yields lifesaving information. Key tests and their interpretation are discussed. Clinical case examples are used to reinforce concepts.

**1:15 - 2:15 p.m.**

#### **Practical Blood Transfusion**

The ins and outs of canine and feline blood transfusions are discussed. Sourcing blood products, typing, crossmatching, technical details of administration, monitoring and treating adverse reactions are covered in this lecture.

**2:30 - 5:00 p.m.**

#### **Cases from a Busy Veterinary ER**

Real cases from a busy ER clinic are presented to cover the principles of treatment of head trauma, metabolic emergencies, respiratory emergencies and shock.

*Dr. Crandell's lectures are sponsored by*



## **Small Animal Program #3**

**ROOM: FRONTENAC BALLROOM**

### **CASE-BASED INTERACTIVE LIVER & GI**

**Dr. Joseph Taboada**

**9:15 - 10:15 a.m.**

#### **Approach to the Patient with Increased Liver Enzymes**

This presentation will use a case-based interactive approach to review the approach to the canine patient where increased liver enzymes are noted on routine blood work. What are potential causes? How much of a work-up is appropriate?

**10:45 - 11:45 a.m.**

#### **Diagnostic & Treatment Approach of Pancreatitis**

This presentation will use a case-based interactive approach to review the current knowledge concerning the diagnosis and treatment of pancreatitis. Comparative aspects of feline and canine pancreatitis will be stressed.

**1:15 - 2:15 p.m.**

#### **Feline Hepatic Disease: Hepatic Lipidosis**

This presentation will use a case-based interactive approach to review diagnostic and treatment considerations as they pertain to feline hepatic disease and hepatic lipidosis. The use of cytology in the diagnosis will be discussed.

**2:30 - 3:30 p.m.**

#### **Feline Hepatic Disease: Inflammatory Disease**

This presentation will use a case-based interactive approach to review diagnostic and treatment considerations as they pertain to feline inflammatory liver disease. The association between inflammatory liver disease, IBD and pancreatitis will be stressed.

**4:00 - 5:00 p.m.**

#### **GI Case Presentations: Canine and Feline**

This presentation will use a case-based interactive approach to complicated feline and canine gastrointestinal cases.

## FRIDAY, JANUARY 30

### Small Animal Program #1

ROOM: SALON A/B

### OPHTHALMOLOGY

*Dr. Charlotte Keller*

#### 9:15 - 10:15 a.m. Everything About the Lids

The lecture will include the anatomy and physiology of the lids and cover congenital anomalies, medical and surgical diseases and their treatment details.

#### 10:45 - 11:45 a.m. Corneal Problems (Non-Ulcerative)

Many corneal diseases can be detrimental to the patient's vision if not recognized correctly. The clinical presentation, diagnosis, treatment and prognosis of non-ulcerative corneal diseases will be discussed.

#### 1:15 - 2:15 p.m. The Corneal Ulcer

Corneal ulcers are common and present in many different ways and severities requiring a variety of therapeutic approaches. The lecture will focus on the recognition, evaluation and treatment of the different corneal ulcers.

#### 2:30 - 3:30 p.m. The Abnormal Uvea

Many ocular abnormalities and diseases manifest themselves in the uveal tissue. Anatomy and examination of the uvea and diagnosis and treatment of uveal diseases will be covered in the lecture.

#### 4:00 - 5:00 p.m. Fundus Findings

The ocular fundus is beautiful to look at but not always easy to interpret. Emphasis will be placed on the examination of the fundus and the interpretation of normal and abnormal findings.

*Dr. Keller's lectures are sponsored by*



### Small Animal Program #2

ROOM: SALON C

### ONCOLOGY

*Dr. C. Guillermo Couto*

#### 9:15 - 10:15 a.m. Diagnosis and Treatment of Skin Tumors

Tumours of the skin and subcutaneous tissues are extremely common. A logical approach to the diagnosis usually results in selecting the most appropriate therapeutic options. Case examples will be used throughout this lecture.

#### 10:45 - 11:45 a.m. Hemangiosarcoma in the Dog

Hemangiosarcoma is a common tumour in dogs. The clinical approach, surgical and medical management, as well as supportive therapy of dogs with suspected hemangiosarcoma will be discussed. Case examples will be used throughout this lecture.

#### 1:15 - 2:15 p.m. How Should I Treat My Lymphoma Patients?

COP, CHOP, UWM-19, UWM-25? Lots of choices but few answers....a practical approach to dogs and cats with lymphoma will be presented, emphasizing in-house treatments.

#### 2:30 - 3:30 p.m.

#### Cytological Diagnosis – Is It Cancer?

Cytology is a rapid, practical tool for the private practitioner. Although not foolproof, it provides answers in a variety of clinical situations. Case examples will be used to illustrate the practical applications of in-house cytology.

#### 4:00 - 5:00 p.m.

#### Dealing with the Special End-of-Life Needs of Oncology Patients and Clients

*Dr. Irene Moore*

You've been with your patient and your client through the long journey of cancer treatment. However, now you're coming to the end of what can be done. What can you do to help your clients get through this difficult time? This session reviews the stages of grief and the unique potential needs of clients with cancer patients. It also will review how compassion fatigue affects the health care team, and strategies to cope with it.

### Small Animal Program #3

ROOM: FRONTENAC BALLROOM

### PAIN MANAGEMENT

*Dr. Mark Epstein*

#### 9:15 - 10:15 a.m.

#### Current Concepts: Neurophysiology of Pain and Delivery of Pain Care

An in-depth review of the current status of pain treatment in both humans and companion animals, and contemporary concepts in pain neurophysiology including recent developments in the field.

#### 10:45 - 2:15 p.m.

#### Pharmacologic Management of Pain – Part I & II

A comprehensive review of medications in the management of companion animal acute and chronic pain, with an emphasis on novel concepts in the use of familiar drugs as well as newer drugs and techniques, all applicable in the primary care setting.

#### 2:30 - 3:30 p.m.

#### Non-Pharmacologic Management of Pain

A comprehensive review of modalities that do not require drugs or medications for the integrated treatment of companion animal acute and chronic pain, with an emphasis on those that may be applied in the primary care setting.

#### 4:00 - 5:00 p.m.

#### Measurement, Economics & New Horizons in Pain Management

A review of current concepts in pain scoring of non-verbal patients; the role of pain management in practice economics; and exciting new developments and clinical applications in the field of pain management (both human and veterinary medicine).

*Dr. Epstein's lectures are sponsored by*



# SATURDAY, JANUARY 31

## Small Animal Program #1

ROOM: SALON C

### NUTRITION

*Dr. Jane Armstrong*

#### 9:15 - 10:15 a.m. **Fat: The Largest Endocrine Organ**

Adipose tissue secretes a wide variety of metabolically active adipokines that regulate energy metabolism, and reproductive, cardiovascular and immune functions. Information will be given on adipokine evaluation in pets and new genomics research that furthers our understanding of the links between obesity and disease.

#### 10:45 – 11:45 a.m. **Obesity: Health Risks and Management in Dogs & Cats**

This talk will summarize recent studies on which canine and feline diseases are associated with obesity and the consequences of over-conditioning on lifespan. Understanding these risks provide tools to gain owner compliance with obesity prevention and treatment. Treatment guidelines for obesity management will be discussed, concentrating on nutritional recommendations.

#### 1:30 – 2:30 p.m. **Diabetes Mellitus in Cats: Risk Factors and Treatment**

Risk factors for feline diabetes will be presented and compared to known risks for human type 2 DM. Diagnostic criteria for feline DM will be reviewed and guidelines given for initial treatment of the nonketotic diabetic with insulin glargine and a low carbohydrate diet. Monitoring suggestions and diabetic remission will be discussed.

#### 2:45 – 3:45 p.m. **Feline Hyperthyroidism: Is There Evidence for a Nutritional Cause?**

Why are cats the only nonhuman species with a high incidence of hyperthyroidism? Research has focused on environmental and/or host factors as explanations. This talk will recap the data that has generated consumer concern about feeding canned cat food, and exposure to flame retardant chemicals. An overview of current guidelines for treating hyperthyroid cats will also be given.

#### 4:00 – 5:00 p.m. **Placement, Use and Care of Nasoesophageal Tubes**

Placing a nasoesophageal (NE) tube is an inexpensive, technically straightforward, and well-tolerated technique that permits nutritional support while diagnostic evaluation is performed. This talk will cover indications for placing NE tubes, placement techniques including species differences between dogs and cats, use and care of NE tubes, and possible complications of which to be aware.

*Dr. Armstrong's lectures are sponsored by*



## Small Animal Program #2

ROOM: PIER 2/3

### SMALL ANIMAL ANESTHESIA

*Dr. Craig Mosley and Dr. Conny Gunkel*

#### 9:15 - 10:15 a.m. **Pediatric Anesthesia**

This lecture will focus on describing the interactions between the unique physiology of the neonate/pediatric patient and anesthetic drugs and adjuncts. The material will be presented in a practical case-based approach.

#### 10:45 – 11:45 a.m. **Geriatric Anesthesia**

This lecture will focus on describing the interactions between the unique physiology of the geriatric patient and anesthetic drugs and adjuncts. The material will be presented in a practical case-based approach.

#### 1:30 – 2:30 p.m. **Use of IV Infusions for Analgesia/Anesthesia**

This lecture will describe the use of some common intravenous infusions used for analgesia and anesthesia. Some general considerations and precautions for properly using intravenous anesthetics will also be discussed.

#### 2:45 – 3:45 p.m. **Anesthetic Management of the Critical Patient**

This lecture will describe a rational approach for anesthesia in the critical or high-risk patient, from the initial identification of these patients as high risk until they are home. The discussion will involve case-based material.

#### 4:00 – 5:00 p.m. **How to Avoid Some Common Anesthetic Complications**

Anesthetic complications inevitably occur and most are predictable and easily managed. This lecture will consider how to avoid, recognize and manage some of the more common anesthetic complications. This lecture will be a case-based discussion.

## Small Animal Program #3

ROOM: PIER 4/5

### FELINE MEDICINE

*Dr. Susan Little*

#### 9:15 - 10:15 a.m. **Designing a Kitten Wellness Program**

Kittens make up a significant proportion of the patient population in both general small animal and feline specialty practices. Kitten wellness visits are an opportunity to lay the foundation for a long and healthy relationship with the pet owner.

#### 10:45 – 11:45 a.m. **Testing Kittens for Feline Leukemia and Feline Immunodeficiency Virus**

This presentation will focus on diagnostic pitfalls for FeLV and FIV testing in kittens, and will present new Canadian data on disease prevalence.



**1:30 – 2:30 p.m.**

**Coughing Cats: Asthma or Heartworm?**

Lower respiratory tract disease produces typical clinical signs in cats, including chronic cough and wheeze. The common causes, including new information on feline heartworm disease, will be discussed along with diagnosis and treatment.

**2:45 – 3:45 p.m.**

**The Importance of Feline Oral health**

Oral disease is one of the most common problems in feline medicine. Since periodontal disease is often preventable, veterinarians have an excellent opportunity to educate clients and improve wellness care by developing a feline oral health program.

**4:00 – 5:00 p.m.**

**Degenerative Joint Diseases in the Cat: More Common Than You Think**

Cats can and do suffer from degenerative joint disease. Identifying and treating degenerative joint disease is an important quality of life issue. This presentation will cover prevalence, diagnosis and treatment options.

*Dr. Little's lectures are sponsored by*



---

## ZOONOSSES PROGRAM

*Pets are part of the family and consequently veterinarians are part of the family's healthcare team. Zoonotic disease exposure is an inherent risk of pet ownership. With increased public awareness of zoonotic diseases, veterinarians need to be able to address client and physician concerns (both real and perceived) and provide appropriate counselling to reduce the risk of zoonotic disease transmission.*

*This Zoonoses Program will address important zoonotic disease issues pertaining to household pets, using a unique approach combining infectious disease specialists from both veterinary and human medicine.*

### FRIDAY, JANUARY 30

**ROOM: REGATTA**

**9:15 - 10:15 a.m.**

**Parasitic Zoonoses of Dogs and Cats: A Medical and Veterinary Perspective in Canada**

**Dr. Andrew Peregrine and Dr. Jason Brophy**

Parasitic Zoonoses are an increasing concern in small animal practice. This session (#1 of 2) will provide an up-to-date medical and veterinary perspective on *Giardia*, *Toxoplasma* and *Echinococcus* in people and pets in Canada. At-risk groups, clinical presentation, diagnosis and treatment will be reviewed. Evidence for zoonotic transmission in Canada, and recommendations for minimizing the risk of infection in people, will be discussed.

**10:45 – 11:45 a.m.**

**Parasitic Zoonoses of Dogs and Cats: A Medical and Veterinary Perspective in Canada (Continued)**

**Dr. Andrew Peregrine and Dr. Jason Brophy**

Based on the format of the previous lecture, this session will provide an up-to-date medical and veterinary perspective on *Toxocara*, *Baylisascaris* and hookworms in people and pets in Canada.

**1:15 – 2:15 p.m.**

**Pets and Immunocompromised Households**

**Dr. Scott Weese and Dr. Martha Fulford**

Medical advances and infectious diseases have led to unprecedented numbers of immunocompromised people in households. Many of these individuals own pets and veterinarians need to be aware of concerns (real and perceived) of zoonotic diseases in

these individuals. This presentation, involving human medical and veterinary specialists in infectious diseases, will discuss relevant aspects of zoonotic disease risks in households with immunocompromised individuals. Factors to be covered include potential risks, preventive medicine programs for high-risk households, counseling of clients and household infection control practices.

**2:30 – 3:30 p.m.**

**Methicillin-Resistant Staphylococci**

**Dr. Scott Weese and Dr. Martha Fulford**

Staphylococci, particularly *S. aureus* and *S. pseudintermedius*, are important pathogens in small animals. Methicillin-resistant strains of these (and other) staphylococci have emerged and are of concern from both patient care and human health standpoints. This presentation will provide an overview of methicillin-resistant *S. aureus* and *S. pseudintermedius* infections in humans and animals, outline zoonotic disease risks in households and veterinary clinics and discuss methods to reduce the risk of transmission of these pathogens between animals and humans.

**4:00 – 5:00 p.m.**

**Leptospirosis as a Zoonotic Disease**

**Dr. Robyn Stoddard**

Leptospirosis is a zoonoses that causes a widespread spectrum of disease in humans. This presentation covers the epidemiology, clinical signs, diagnosis and treatment in humans, along with prevention, including emphasis on the veterinary setting.

*The Zoonoses Program is sponsored by*






**LESS TIME SPENT TAKING  
MEDICINE, MEANS MORE  
TIME SPENT PLAYING.**

Summit Veterinary Pharmacy Inc. offers customized doses and dosage forms to veterinarians pursuant to a prescription, which assist veterinarians in achieving positive medical outcomes by minimizing resistance to dosage administration.



Tablets



Chewables



Capsules



Transdermal Gels



TD Gel Applicator



Oral Liquids



Topicals



Oral Pastes



Oral Powders



Powder Pouches



Ophthalmics & Otics



Injections

**PRESCRIBE WITH CONFIDENCE**  
**Toll Free: 1-866-794-7387**  
**Toll Free Fax: 1-866-329-7979**  
**[www.svprx.ca](http://www.svprx.ca)**  
Literature for professional use only.



# BOVINE PROGRAM

THURSDAY, JANUARY 29

ROOM: PIER 9

## ADULT CATTLE SURGERY

*Dr. Sylvain Nichols*

9:15 – 10:30 a.m.

### Abomasum Surgery

Abomasum displacement is a condition that the dairy cattle practitioner encounters daily. In this session, we will discuss the traditional approach and the newer surgical techniques available to correct a displaced abomasum.

### 11:00 a.m. – 12:00 p.m. When and How to Perform a Rumenotomy

Have you ever asked yourself on which side you should open a bloated cow? In this session, diagnostic tools that might help you in your diagnosis will be presented prior to reviewing the surgical approach to the rumen.

1:30 – 2:30 p.m.

### Small Bowel and Cecal Obstructions! How to Put the Pieces Back Together

Distended loops of bowel on rectal exam.....what a nightmare! In this session, the differentials of this physical exam finding will be discussed. The surgical approach to the small intestines and cecum will be presented.

2:45 – 3:45 p.m.

### Cesarean Section in Cattle

In beef practice, the most frequently performed surgery will be the c-section. Multiple techniques have been used in the past. Why choose one over another? This session will help you decide where to cut. Complications and prognosis will also be discussed.

4:15 – 5:00 p.m.

### Teat Reconstruction

Nothing is more dramatic than a lacerated teat. However, with prompt and adequate reconstruction, the teat and the cow can be kept in production. This session will review the basics of teat surgery.

## FRIDAY, JANUARY 30

ROOM: PIER 9

## DAIRY DECISION MAKING IN A FINANCIAL CONTEXT

*Dr. John Fetrow*

9:15 – 5:00 p.m.

As veterinarians work with their clients to make wise management decisions for their dairies, some sort of economic evaluation of the options will often be considered. There are many types of economic analyses, some more useful and reliable than others. This 5 hour course will emphasize some basic tools, using *Microsoft EXCEL* that a practicing veterinarian might use to develop an economic appraisal to inform a decision on a dairy. Particular focus will be placed on constructing partial budgets and using concepts of the time value of money. The course will pay particular attention to evaluating reproductive programs and evaluating the potential for better profit for mastitis control.

*Of special note: Practitioners must bring their own computers with them, capable of working with Microsoft EXCEL. Some existing analytic spreadsheets will be provided for the practitioners to take home for their use and some will be developed in the course of the seminar.*

---

# EQUINE PROGRAM

FRIDAY, JANUARY 30

ROOM: MARINE ROOM

9:15 – 10:30 a.m.

### Review of Equine Scintigraphy

*Dr. Heather Chalmers*

This presentation will provide a general overview of equine scintigraphy focused on the bone scan. The technique, indications, and interpretation of bone scans will be discussed with a focus on common clinical problems.

### 11:00 a.m. - 12:00 p.m. From Field to Photon – Advanced Imaging in Equine Practice

*Dr. Heather Chalmers*

This case-based presentation will focus on common problems such as lameness and sino-nasal disease. In addition to radiography and ultrasound, the use of advanced modalities including computed tomography and magnetic resonance imaging will be presented.

1:30 - 2:30 p.m.

### Upper Respiratory Disorders in Performance Horses

*Dr. Elizabeth Davidson*

Upper respiratory disorders causing poor performance in horses will be reviewed in this lecture. Videoendoscopic examination and current treatment options will be discussed.

# FRIDAY EQUINE PROGRAM (cont'd)

**2:45 - 3:45 p.m.**

## **Lameness Alleviated by Palmar Digital Analgesia**

**Dr. Elizabeth Davidson**

Lameness alleviated by palmar digital analgesia is frequently attributed to navicular disease but other sources of foot pain should be considered. Selection and interpretation of appropriate imaging to differentiate specific causes will be discussed.

**4:15 - 5:00 p.m.**

## **More Than Just a Float - Equine Dentistry Today**

**Dr. Claudia K. True**

There are many reasons why practices are not currently performing dentals routinely. This lecture discusses how to overcome some of these hurdles as well as help bring your practice up to speed with current dental techniques.

*The Friday Equine lectures  
are sponsored by*



Support those who are  
supporting you!

*Visit the Exhibits for:*

Draws, Samples, Product Information

# SATURDAY, JANUARY 31

ROOM: MARINE ROOM

**9:15 - 11:45 a.m.**

## **Inflammatory Airway Diseases in Athletic Horses: What Do We Know in 2009?**

**Dr. Laurent Viel**

Inflammatory airway disease (IAD) with or without Exercise-Induced Pulmonary Hemorrhage (EIPH) emerges as the second most important performance limiting factor in athletic horses. The inflammation is due to environmental allergens and likely respiratory viruses. The inflammation is usually persistent/chronic leading to continuous airway wall repair. The role played by respiratory viruses as well as rational therapeutic approaches will be discussed.

**1:30 - 2:30 p.m.**

## **Equine Herpesvirus Type I Myelopathy: Lessons Learned From Field Outbreaks**

**Dr. Lutz Goehring**

Outbreaks of EHV-1 associated myelopathy occur infrequently and therefore will hit a horse operation totally unprepared. Let's review outbreak key findings, diagnostic-therapeutic options and biosecurity protocols.

**2:45 - 3:45 p.m.**

## **Equine Herpesvirus Type I Associated Myelopathy (EHM) is More Than Just Virus**

**Dr. Lutz Goehring**

Increasing evidence suggests that host-specific factors are critically involved in the pathogenesis of EHM. Let's review epidemiological findings of EHM and follow the supposed viral pathway from respiratory tract to spinal cord.

**4:00 - 5:00 p.m.**

## **Hot Topics in Equine Practice**

**Dr. Alison Moore and Dr. Bruce C. Watt**

Drs. Moore and Watt will bring the audience into 2009 by discussing what's new, interesting and topical in the equine worlds of medicine and surgery.

*The Saturday Equine lectures  
are sponsored by*







# Special Thanks

## to the 2009 OVMA Conference Sponsors



The OVMA is grateful to the following  
companies for their contributions  
to both our scientific and social programs  
at the 2009 OVMA Conference  
– Canada's Biggest & Best.

### Platinum



### Gold



Pfizer Animal Health \*


### Silver



### Bronze



# thursday, january 29,

	Small Animal #1 Salon A/B	Small Animal #2 Pier 4/5	Small Animal #3 Frontenac Ballroom
8:00 am	<b>MORNING PLENARY AND CONTINENTAL BREAKFAST</b> <b>Frontenac Ballroom</b> <i>Featuring Keynote Speaker Dr. David Foot</i> <i>Sponsored by:</i> 		
8:30 am			
9:00 am	<b>BIO BREAK</b>		
9:30 am	<b>Dr. Stephen Birchard</b> Exploratory Laparotomy: How it is Best Performed	<b>Dr. Dawn Crandell</b> Initial Assessment and Treatment of the Emergency Patient <i>Sponsored by:</i> 	<b>Dr. Joseph Taboada</b> Approach to the Patient with Increased Liver Enzymes
10:00 am			
10:30 am	<b>COFFEE BREAK IN THE TRADESHOW</b>		
11:00 am	<b>S. Birchard</b> Current Techniques in Intestinal Surgery	<b>D. Crandell</b> Quick Assessment Panel for the Emergency Patient <i>Sponsored by:</i> 	<b>J. Taboada</b> Diagnostic & Treatment Approach of Pancreatitis
11:30 am			
12:00 noon	<b>LUNCH BREAK</b>		
12:30 pm			
1:00 pm			
1:30 pm	<b>S. Birchard</b> Portosystemic Shunts: Diagnosis & Surgical Management	<b>D. Crandell</b> Practical Blood Transfusion <i>Sponsored by:</i> 	<b>J. Taboada</b> Feline Hepatic Lipidosis
2:00 pm			
2:30 pm	<b>BIO BREAK</b>		
3:00 pm	<b>S. Birchard</b> Gastric Dilatation/Volvulus: New Concepts and Treatments	<b>D. Crandell</b> Cases from a Busy Veterinary ER <i>Sponsored by:</i> 	<b>J. Taboada</b> Feline Hepatic Disease: Inflammatory Disease
3:30 pm			
4:00 pm	<b>COFFEE BREAK IN THE TRADESHOW</b>		
4:30 pm	<b>S. Birchard</b> Complications of Abdominal Surgery – How to Prevent Them, and Case Examples	<b>D. Crandell</b> Cases from a Busy Veterinary ER (con't) <i>Sponsored by:</i> 	<b>J. Taboada</b> GI Case Presentations: Canine & Feline

2009

DAIRY  
Pier 9PRACTICE MANAGEMENT /  
HOSPITAL PERSONNEL

Salon C

MORNING PLENARY AND CONTINENTAL BREAKFAST  
Frontenac Ballroom

Featuring Keynote Speaker Dr. David Foot

Sponsored by:



## BIO BREAK

Dr. Sylvain Nichols  
Abomasum SurgeryMs. Kathy Stinson  
Benefits of BudgetingSponsored by: Intervet  
Schering-Plough Animal Health

## COFFEE BREAK IN THE TRADESHOW

S. Nichols  
When and How to Perform  
a RumenotomyK. Stinson  
Revenue ProjectionsSponsored by: Intervet  
Schering-Plough Animal Health

## LUNCH BREAK

S. Nichols  
Small Bowel and Cecal Obstructions!  
How to Put the Pieces Back TogetherK. Stinson  
Interpreting Your ProjectionsSponsored by: Intervet  
Schering-Plough Animal Health

## BIO BREAK

S. Nichols  
Cesarean Section in CattleK. Stinson  
Expense ControlSponsored by: Intervet  
Schering-Plough Animal Health

## COFFEE BREAK IN THE TRADESHOW

S. Nichols  
Teat ReconstructionK. Stinson  
Justifying Equipment Purchases/New HiresSponsored by: Intervet  
Schering-Plough Animal HealthCanada's  
**BIGGEST**  
and **BEST**master class/  
wet lab  
sessionsMaster Class and Wet Lab capacities are limited and  
pre-registration is required.  
Please refer to the registration form for pricing.

## ANESTHESIA MONITORING - GENERAL LEVEL

Dr. Craig Mosley &amp; Dr. Conny Gunkel

Room: Pier 7/8

Time: 9:15 a.m. - 11:45 a.m.

## ANESTHESIA MONITORING - ADVANCED LEVEL

Dr. Craig Mosley &amp; Dr. Conny Gunkel

Room: Pier 7/8

Time: 1:15 p.m. - 5:00 p.m.

## EMOTIONAL INTELLIGENCE AND LEADERSHIP

Mr. Merv Smith

Room: Marine Room

Time: 9:15 a.m. - 5:00 p.m.

8:00  
am8:30  
am9:00  
am9:30  
am10:00  
am10:30  
am11:00  
am11:30  
am12:00  
noon12:30  
pm1:00  
pm1:30  
pm2:00  
pm2:30  
pm3:00  
pm3:30  
pm4:00  
pm4:30  
pm

notes:

special  
sessions

## EXHIBIT HALL SCHEDULE

10:00 a.m. - 7:00 p.m.

TABLE TOP DISPLAY  
HALL SCHEDULES


10:00 a.m. - 5:00 p.m.

Harbour Ballroom Foyer &amp; Pier 2/3

MARKETPLACE  
IN THE EXHIBIT HALL

5:00 p.m. - 7:00 p.m.

Sponsored by




## BAYER'S FUN NIGHT




















Room: Frontenac Ballroom

7:00 p.m. - 9:00 p.m.

Hosted by:



# friday, january 30,

	Small Animal #1 Salon A/B	Small Animal #2 Salon C	Small Animal #3 Frontenac Ballroom	ZOONOSIS Regatta
8:00 am	<b>HOT TOPICS BREAKFAST</b> Frontenac Ballroom  Sponsored by: 			
8:30 am				
9:00 am	<b>BIO BREAK</b>			
9:30 am	<b>Dr. Charlotte Keller</b> Everything About the Lids  Sponsored by: 	<b>Dr. Guillermo Couto</b> Diagnosis and Treatment of Skin Tumors	<b>Dr. Mark Epstein</b> Current Concepts: Neurophysiology of Pain and Delivery of Pain Care  Sponsored by:  NOVARTIS	<b>Dr. A. Peregrine / Dr. J. Brophy</b> Parasitic Zoonoses of Dogs & Cats: A Medical and Veterinary Perspective in Canada (Part 1)  Sponsored by: 
10:00 am				
10:30 am	<b>COFFEE BREAK IN THE TRADESHOW</b> Sponsored by: 			
11:00 am	<b>C. Keller</b> Corneal Problems (Non-Ulcerative)  Sponsored by: 	<b>G. Couto</b> Hemangiosarcoma in the Dog	<b>M. Epstein</b> Pharmacologic Management of Pain - Part I  Sponsored by:  NOVARTIS	<b>A. Peregrine / J. Brophy</b> Parasitic Zoonoses of Dogs & Cats: A Medical and Veterinary Perspective in Canada (Part 2)  Sponsored by: 
11:30 am				
12:00 noon	<b>LUNCH BREAK</b>			
12:30 pm	Sponsored by: 			
1:00 pm				
1:30 pm	<b>C. Keller</b> The Corneal Ulcer  Sponsored by: 	<b>G. Couto</b> How Should I Treat My Lymphoma Patients?	<b>M. Epstein</b> Pharmacologic Management of Pain - Part II  Sponsored by:  NOVARTIS	<b>Dr. S. Weese / Dr. M. Fulford</b> Pets and Immuno-compromised Households  Sponsored by: 
2:00 pm				
2:30 pm	<b>BIO BREAK</b>			
3:00 pm	<b>C. Keller</b> The Abnormal Uvea  Sponsored by: 	<b>G. Couto</b> Cytological Diagnosis – Is It Cancer?	<b>M. Epstein</b> Non-pharmacologic Management of Pain  Sponsored by:  NOVARTIS	<b>S. Weese / M. Fulford</b> Methicillin-Resistant Staphylococci  Sponsored by: 
3:30 pm	<b>COFFEE BREAK IN THE TRADESHOW</b> Sponsored by: 			
4:00 pm	<b>C. Keller</b> Fundus Findings  Sponsored by: 	<b>Dr. Irene Moore</b> Dealing with the Special End-of-Life Needs of Oncology Patients and Clients	<b>M. Epstein</b> Measurement, Economics & New Horizons in Pain Management  Sponsored by:  NOVARTIS	<b>Dr. R. Stoddard</b> Leptospirosis as a Zoonotic Disease  Sponsored by: 
4:30 pm				



# 2009

**DAIRY**  
Pier 9

**EQUINE**  
Marine Room

**PRACTICE MANAGEMENT /  
HOSPITAL PERSONNEL**  
Pier 4 / 5

**HOT TOPICS BREAKFAST**  
Frontenac Ballroom

Sponsored by:



**BIO BREAK**

**Dr. J. Fetrow**

Dairy Decision Making in a  
Financial Context  
(personal computers required for  
optimal participation)

**Dr. H. Chalmers**

Review of Equine Scintigraphy

Sponsored by:



**Dr. C. Merle**

Winds of Change

Sponsored by:



**COFFEE BREAK IN THE TRADESHOW**

Sponsored by:



Boehringer  
Ingelheim

**J. Fetrow**

Dairy Decision Making  
(cont'd)

**H. Chalmers**

From Field to Photon – Advanced  
Imaging in Equine Practice

Sponsored by:



**C. Merle**

Winds of Change  
(cont'd)

Sponsored by:



**LUNCH BREAK**

Sponsored by:



**J. Fetrow**

Dairy Decision Making  
(cont'd)

**Dr. E. Davidson**

Upper Respiratory Disorders in  
Performance Horses

Sponsored by:



**C. Merle**

Battling the Generational  
Gap Blues

Sponsored by:



**BIO BREAK**

**J. Fetrow**

Dairy Decision Making  
(cont'd)

**E. Davidson**

Lameness Alleviated by Palmar  
Digital Analgesia

Sponsored by:



**C. Merle**

Battling the Generational  
Gap Blues (cont'd)

Sponsored by:



**COFFEE BREAK IN THE TRADESHOW**

Sponsored by:



Boehringer  
Ingelheim

**J. Fetrow**

Dairy Decision Making  
(cont'd)

**Dr. C. True**

More Than Just a Float -  
Equine Dentistry Today

Sponsored by:



**C. Merle**

Battling the Generational  
Gap Blues (cont'd)

Sponsored by:



Canada's  
**BIGGEST**  
and **BEST**

**master class/  
wet lab  
sessions**

Master Class and Wet Lab capacities are limited and  
pre-registration is required.  
Please refer to the registration form for pricing.


**CRITICAL CARE WORKSHOP –  
TUBES FOR EMERGENCY AND CRITICAL CARE**

Dr. Dawn Crandell

Time: 9:15 a.m. - 11:45 a.m.

Room: Pier 7/8

Sponsored by:



8:00  
am

8:30  
am

9:00  
am

9:30  
am

10:00  
am

10:30  
am

11:00  
am

11:30  
am

12:00  
noon

12:30  
pm

1:00  
pm

1:30  
pm

2:00  
pm

2:30  
pm

3:00  
pm

3:30  
pm

4:00  
pm

4:30  
pm

notes:

**special  
sessions**

**OVMA ANNUAL GENERAL MEETING**  
Room: Frontenac Ballroom

7:00 a.m.

**EXHIBIT HALL SCHEDULE**

10:00 a.m. - 6:30 p.m.

**TABLE TOP DISPLAY  
HALL SCHEDULES**

10:00 a.m. - 5:00 p.m.

Harbour Ballroom Foyer & Pier 2/3

**AAHA LUNCHEON**  
Room: Dockside II

12:00 p.m.

Sponsored by:



**RECEPTION IN THE EXHIBIT HALL**

5:00 - 6:30 p.m.

Sponsored by:



**MERIAL'S RECEPTION**











Room: Frontenac Ballroom

6:30 - 7:30 p.m.

Sponsored by:



# saturday, january 31,

	Small Animal #1 Salon C	Small Animal #2 Pier 2/3	Small Animal #3 Pier 4/5
8:00 am	<b>MORNING PLENARY AND CONTINENTAL BREAKFAST</b> <b>Frontenac Ballroom</b> <i>Featuring Keynote Speaker Michael "Pinball" Clemons</i> <i>Sponsored by:</i> 		
8:30 am			
9:00 am	<b>BIO BREAK</b>		
9:30 am	<b>Dr. Jane Armstrong</b> <b>Fat: The Largest Endocrine Organ</b> <i>Sponsored by:</i>  	<b>Dr. Craig Mosley / Dr. Conny Gunkel</b> <b>Pediatric Anesthesia</b>	<b>Dr. Susan Little</b> <b>Designing a Kitten Wellness Program</b> <i>Sponsored by:</i>  
10:00 am			
10:30 am	<b>COFFEE BREAK IN THE TRADESHOW</b>		
11:00 am	<b>J. Armstrong</b> <b>Obesity: Health Risks and Management in Dogs &amp; Cats</b> <i>Sponsored by:</i>  	<b>C. Mosley / C. Gunkel</b> <b>Geriatric Anesthesia</b>	<b>S. Little</b> <b>Testing Kittens For FeLV and FIV</b> <i>Sponsored by:</i>  
11:30 am			
12:00 noon	<b>LUNCH BREAK</b> <i>Sponsored by:</i>  <b>Boehringer Ingelheim</b>		
12:30 pm			
1:00 pm			
1:30 pm	<b>J. Armstrong</b> <b>Diabetes Mellitus in Cats: Risk Factors and Treatment</b> <i>Sponsored by:</i>  	<b>C. Mosley / C. Gunkel</b> <b>Use of IV Infusions for Analgesia/Anesthesia</b>	<b>S. Little</b> <b>Coughing Cats: Asthma or Heartworm?</b> <i>Sponsored by:</i>  
2:00 pm			
2:30 pm	<b>BIO BREAK</b>		
3:00 pm	<b>J. Armstrong</b> <b>Feline Hyperthyroidism: Is There Evidence for a Nutritional Cause?</b> <i>Sponsored by:</i>  	<b>C. Mosley / C. Gunkel</b> <b>Anesthetic Management of the Critical Patient</b>	<b>S. Little</b> <b>The Importance of Feline Oral Health</b> <i>Sponsored by:</i>  
3:30 pm			
4:00 pm	<b>COFFEE BREAK IN THE TRADESHOW</b>		
4:30 pm	<b>J. Armstrong</b> <b>Placement, Use and Care of Nasoesophageal Tubes</b> <i>Sponsored by:</i>  	<b>C. Mosley / C. Gunkel</b> <b>How to Avoid Some Common Anesthetic Complications</b>	<b>S. Little</b> <b>Degenerative Joint Diseases in the Cat: More Common Than You Think</b> <i>Sponsored by:</i>  

2009

EQUINE  
Marine RoomPRACTICE MANAGEMENT /  
HOSPITAL PERSONNEL  
Salon A/BMORNING PLENARY AND CONTINENTAL BREAKFAST  
Frontenac Ballroom

Featuring Keynote Speaker Michael "Pinball" Clemons

Sponsored by:



## BIO BREAK

Dr. Laurent Viel

Inflammatory Airway Disease in Athletic Horses

Sponsored by:



Dr. Ernie Ward

Creating the Ideal Vet Appointment :  
Steps for Daily Success – Part I

Sponsored by:



## COFFEE BREAK IN THE TRADESHOW

L. Viel

Inflammatory Airway Disease in Athletic Horses  
(cont'd)

Sponsored by:



E. Ward

Creating the Ideal Vet Appointment :  
Steps for Daily Success – Part II

Sponsored by:



## LUNCH BREAK

Sponsored by:

Boehringer  
Ingelheim

Dr. Lutz Goehring

EHV-1 Myelopathy: Lessons Learned from  
Field Outbreaks

Sponsored by:



E. Ward

Performing the Perfect Physical Exam:  
What To Say & How to Do It – The Doctor's Role

Sponsored by:



## BIO BREAK

L. Goehring

EHV-1 Associated Myelopathy is More Than  
Just Virus

Sponsored by:



E. Ward

The Number One Disease We See and  
Are Afraid to Talk About

Sponsored by:



## COFFEE BREAK IN THE TRADESHOW

Dr. Alison Moore / Dr. Bruce Watt

Hot Topics in Equine Practice

Sponsored by:



E. Ward

Where Do You Find the Time & Energy?  
Lessons from Life, Practice and the Ironman

Sponsored by:

Canada's  
**BIGGEST**  
and **BEST**master class/  
wet lab  
sessionsMaster Class and Wet Lab capacities are limited and  
pre-registration is required.  
Please refer to the registration form for pricing.

## OPHTHALMOLOGY MASTER CLASS

## OCULAR ANATOMY AND EXAMINATIONS

Dr. Charlotte Keller

Room: Pier 7/8

Time: 9:15 a.m. - 11:45 a.m.

## OPHTHALMOLOGY WET LAB

## AN ARRAY OF LID SURGERIES

Dr. Charlotte Keller

Room: Pier 7/8

Time: 1:15 p.m. - 5:00 p.m.

8:00  
am8:30  
am9:00  
am9:30  
am10:00  
am10:30  
am11:00  
am11:30  
am12:00  
noon12:30  
pm1:00  
pm1:30  
pm2:00  
pm2:30  
pm3:00  
pm3:30  
pm4:00  
pm4:30  
pm

notes:

special  
sessionsCVMC FELLOWSHIP BREAKFAST  
Room: Dockside II

7:00 a.m.

OVC "Lunch With..." Sessions 12:00 p.m. - 1:30 p.m.

\* Lunch service provided in session room.

\*\* Space is limited, pre-registration required.

Please refer to the registration form for  
details and pricing.

Room: Pier 9

Sponsored by:



## EXHIBIT HALL SCHEDULE

10:00 a.m. - 1:30 p.m.

TABLE TOP DISPLAY  
HALL SCHEDULE

Harbour Ballroom Foyer

10:00 a.m. - 1:30 p.m.

## PASSPORT TO THE CANADIAN VETERINARY INDUSTRY

Prizes will be drawn in the Exhibit Hall during the  
lunch break at 12:45 p.m.

# SPEAKERS' DIRECTORY

## BOVINE PROGRAM

### FETROW, John, VMD, MBA

*Professor of Dairy Production Medicine, College of Veterinary Medicine, University of Minnesota*

Past Chairman of the Department of Clinical and Population Sciences in the College as well as past Assistant Vice-President for the Academic Health Center (the U of MN's Medical School, Public Health, Dentistry, Pharmacy, Nursing, and Veterinary Colleges) • Undergrad work at the Massachusetts Institute of Technology, and veterinary training at the University of Pennsylvania, graduating in 1977 • Internship and residency in large animal ambulatory practice at the University of Pennsylvania while also studying for a Masters in Business Administration from the Wharton School of Business of the University of Pennsylvania • Has served on the faculty at the University of Pennsylvania, North Carolina State University, and the University of Minnesota • Nearly 3 decades of field practice experience and academic work in dairy production medicine and field large animal practice • Board certified by the American Board of Veterinary Practitioners in the Dairy Specialty group • Has received several professional awards, including the American Association of Bovine Practitioners Distinguished Service Award for his efforts in professional continuing education, the Merck AgVet Award for Educational Creativity, the LOTUS Corporation National Award for Best Spreadsheet User Application, and the Norden Award for Distinguished Teaching in Veterinary medicine • The American Association of Bovine Practitioners awarded him the AABP/Alpharma Award of Excellence in 2005 • This award is given for the recipient's consistent and direct influence on the daily activities of veterinarians in bovine practice • Academic focus is in economics of operating decisions made on dairy farms, dairy production management, disease control, and drug use management on dairies •

### NICHOLS, Sylvain, DVM, MS, Diplomate ACVS

*Adjunct Professor, Clinician, CHUV, University of Montréal*

Received DVM in 2001 and Internship 2002 (Food Animal) from Université de Montréal • Residency in 2006 (Large Animal Surgery) and Masters in 2007 (Large Animal Surgery) from Ohio State University, and Residency in 2007 (Large Animal Surgery) from Kansas State University • 2002-2004 Private practice (85% dairy, 15% beef) at Frampton Vet Clinic, Frampton, QC • 2004-2006 food animal clinical instructor at Ohio State University • 2006-2007 food animal clinical instruction at Kansas State University • 2007-present, food animal surgery (adjoint professor and clinician) at University of Montréal, St-Hyacinthe, QC Canada • Major interests include minimally invasive surgery (laparoscopy, arthroscopy, thelioscapy) and orthopaedic surgery, and medical imagery (ultrasound) • Recent publications include Nichols S. Teat laceration repair in cattle. *Vet Clin Food Anim* 24(2008), 295-305 and Nichols S. Tracheotomy and tracheostomy tube placement in cattle. *Vet Clin Food Anim* 24(2008), 307-317 •

## EQUINE PROGRAM

### CHALMERS, Heather J., DVM, Dipl. ACVR

*Assistant Professor, Radiology, Ontario Veterinary College, University of Guelph*  
Board certified radiologist who joined the faculty of the Ontario Veterinary College in 2007 as an Assistant Professor • Clinical interests lie in equine imaging, including radiography, ultrasound, computed tomography, magnetic resonance imaging, and nuclear scintigraphy • Active researcher and a leader in equine laryngeal ultrasound, a technique which she originated, that is aimed at improving the diagnosis of upper airway diseases in performance horses • Founded Decision Diagnostics, an Ontario based equine radiology referral service in 2006 •

### CRIBB, Nicola, MA, VetMB, DVSc, DipACVS

*Assistant Professor, Large Animal Surgery, Ontario Veterinary College, University of Guelph*

Graduate of Cambridge University Veterinary School, UK • Came to Canada in 2002 to pursue specialist training in large animal surgery at the Ontario Veterinary College • Completed a DVSc at the University of Guelph in 2006 studying novel methods for treating septic arthritis in horses, and became Board Certified with the American College of Veterinary Surgeons in 2007 • Is currently a faculty member in the Large Animal Surgery section at the Ontario Veterinary College • Performs both soft tissue and orthopaedic surgery, and lameness examinations, and has particular interests in minimally invasive surgery •

### DAVIDSON, Elizabeth, DVM, Diplomate ACVS

*Assistant Professor in Sports Medicine, New Bolton Center, University of Pennsylvania*

1992 graduate of Michigan State University Veterinary School • Completed an equine internship at Pilchuck Veterinary Hospital in Snohomish, Washington and a large animal surgical residency at New Bolton Center, University of Pennsylvania • Obtained Diplomate status in the American College of Veterinary Surgeons in 1998 and is currently an Assistant Professor in Sports Medicine at New Bolton Center • Research interests include clinical evaluation of horses with poor performance with emphasis on treadmill endoscopy, comprehensive lameness evaluations and imaging.

### HEWSON, Joanne, DVM, PhD, DACVIM

*Assistant Professor, Large Animal Internal Medicine, Ontario Veterinary College, University of Guelph*

Graduated from the Ontario Veterinary College in 1996 • Completed an internship at the Atlantic Veterinary College prior to returning to Guelph to do residency training in large animal internal medicine • Became Board Certified with the American College of Veterinary Internal Medicine in 2001 • Completed a PhD at the University of Guelph in 2004 studying respiratory disease in cattle • Currently a faculty member in the Large Animal Medicine section at the Ontario Veterinary College, and has been doing a combination of clinical medicine, teaching and research since her appointment began in 2003 •

### LUTZ, S. Goehring, DVM, MS, PhD, DACVIM

*Assistant Professor in Equine Medicine, College of Veterinary Medicine and Biomedical Sciences, Colorado State University*

Graduate of Utrecht University's Faculty of Veterinary Medicine, Utrecht, The Netherlands • Two years of private equine practice in Southern Germany • Residency in Equine Medicine at Virginia Tech's Marion DuPont Scott Equine Medical Center, Leesburg, Virginia • Clinical Instructorship combined with a PhD at Department of Equine Medicine, Faculty of Veterinary Medicine, Utrecht, The Netherlands between 1998-2005, PhD subject: pathogenesis and epidemiology of EHV-1 myelopathy • Assistant Professor in Equine Medicine at College of Veterinary Medicine, Colorado State University, 2005-current • Interests: pathogenesis of EHV-1 myelopathy and clinical neurology in general •

### MOORE, Alison, DVM, DVSc, DACVIM

*National Equine Medical Consultant, IDEXX Laboratories*

Graduated from the Ontario Veterinary College in 1993 and became board certified in large animal internal medicine in 2001 • Prior to joining IDEXX as the National Equine Medical Consultant, Dr. Moore was owner of an Ontario-based equine internal medicine consulting practice and Standardbred racehorse medicine practice for 7 years • Is Past-President of the Ontario Association of Equine Practitioners • Current member of the Scientific Advisory Board for the Ontario Racing Commission Medication Task Force, the Standardbred Canada Racing Product Development Committee, the Equine Canada Health and Welfare Committee, and the College of Veterinarians of Ontario Council •



## **TRUE, Claudia, DVM**

*Associate Veterinarian, Woodside Equine Clinic*

Graduated from Virginia-Maryland College of Veterinary Medicine in 1986 • Completed a large animal medicine and surgery internship at Texas A & M • In 1987, she joined Woodside Equine Clinic in Ashland, VA • Dr. True as a special interest in dentistry, and has lectured and taught labs on the subject • Has served on the AAEP dental committee • As part of Woodside, Dr. True also enjoys the preventive health aspect of veterinary medicine • Lives in Ashland, VA with her husband and her six year old daughter • Enjoys running, cooking, gardening, riding and spending time with her family •

## **WATT, Bruce C., DVM, DACVS**

*Owner, Caledon Equine Hospital*

Graduated from the Ontario Veterinary College in 1989 and has worked in Ontario, Alberta, British Columbia and the Northwest Territories • Completed a one-year Internship at the Illinois Equine Hospital on the edge of Chicago and the following 3 years were spent at the University of Wisconsin in Madison as a Resident in Surgery • After his residency, Dr. Watt was on surgical staff at the University of Florida in Gainesville, followed by Murdoch University in Perth, Western Australia • In 2004 Dr. Watt returned to Ontario to work at Armstrong Brothers Farm for their final year and in 2005 built the Caledon Equine Hospital • Is Board certified by the American College of Veterinary Surgeons, one of only four veterinarians in large animal private practice in Ontario to hold this distinction •

## **VIEL, Laurent, DVM, MSc, PhD**

*Professor, Ontario Veterinary College*

Received DVM from the University of Montreal • Worked for 4 years in a large animal mixed practice, predominantly equine • Obtained a graduate diploma in large Animal Medicine from the University of Guelph in 1978 and later earned his MSc and PhD in the Department of Pathology • Area of specialization is equine respiratory diseases • Dr. Viel pioneered the development of bronchoalveolar lavage in the horse • Is currently a Professor of Large Animal Internal Medicine at the Ontario Veterinary College, University of Guelph • Presently pursuing research on the roles of allergens and respiratory viruses in the pathophysiology of equine small airway disease better known as IAD • Is author and co-author of over 45 peer review articles and book chapters in several equine medicine textbooks • Is currently the Chair of the World Equine Airway Society with the conference to be held in July 2009, Geneva, Switzerland •

# **PRACTICE MANAGEMENT/HOSPITAL PERSONNEL PROGRAM**

## **MERLE, Christine A., DVM, MBA, DVPM**

*Consultant, Brakke Consulting Inc.,*

Consultant with the Brakke Veterinary Practice Management Group, a division of Brakke Consulting, Inc – the oldest dedicated animal health consulting firm in the US • A Certified Veterinary Practice Manager (CVPM) and small animal practitioner from Chicago • Degrees from the University of Illinois College of Veterinary Medicine, and DePaul University Kellsted Graduate School of Business • Served as Assistant Dean for Public Engagement and Clinical Assistant Professor at the University of Illinois College of Veterinary Medicine until 2005 • An active member of several veterinary organizations including AVPMCA, serving as president 2007-08 • Chosen 2008 North American Practice Management Speaker of the Year •

## **SMITH, Merv, B.Ed.**

*Principal, RG Leadership Coaching & Consulting*

Is a former educator, senior executive and consultant with more than 25 years experience managing and leading in large, multi-national organizations • His corporate experience as Vice-President with a large multi-national organization has provided him with insights and experiences helpful in understanding and relating to the leadership challenges facing today's organizations • His focus on Executive Coaching and Emotional Intelligence is the basis for guiding individuals and groups on the quest to greater success in business and personal endeavours • Has completed the

Professional Coaches Designation with the Adler Professional School in Toronto and is a member of the International Coach Federation • Is certified in the application and interpretation of the BarOn EQ-i™ and has studied under Drs. Steven Stein and Howard Book, authors of the EQ Edge •

## **STINSON, Kathy, RVT**

*Hospital Administrator, Baxter Animal Hospital*

*Owner/Consultant, Strive Veterinary Consulting*

Graduated in 1994 from Seneca College's Veterinary Technician Program • Upon graduation, she worked as a registered veterinary technician in the Sudbury, Ontario area, and then in 2003 she became the Hospital Administrator at the practice that she was working in as an RVT • Is currently the Hospital Administrator of the Baxter Animal Hospital • She has adopted a highly effective management style that includes a very successful approach to human resources and staff development; with her management specialty in budgeting and finance, it has become one of her strongest managerial assets • She has taken her hands on experience as a hospital administrator to develop a continuing education program in budgeting for the Ontario Veterinary Medical Association • Through this program, she teaches veterinary managers and practice owners how to develop a comprehensive budget, designed specifically for veterinary clinics and how to use it as a management tool • Owns and operates Strive Veterinary Consulting • Lives in Naughton Ontario with her best friend and husband, Darren, a veterinarian/practice owner of a neighbouring practice and their two fabulous children, Sydnie and Carter • They also share their home with their pets, Dizzy, Prints, Hamsti, and Rydge •

## **WARD, Ernest, DVM**

*Owner and Chief-of-Staff, Seaside Animal Care, E3 Management Inc*

Is the owner of E<sup>3</sup> Management, a North Carolina-based consulting firm and owner and chief-of-staff of Seaside Animal Care, a National Practice of Excellence Award Winner • Is an Editorial Advisory Board Member for Veterinary Economics and is the author of Creating the Veterinary Experience, Creating the Veterinary Appointment and Life Learn's Client Education Handouts • Has authored and been featured in over forty practice management and medical journal articles • is a 1992 graduate of the University of Georgia College of Veterinary Medicine • is a frequent guest on the Rachel Ray Show and has appeared on Animal Planet, NBC Nightly News, CNN and numerous television and radio talk shows nationwide • Was awarded the "Speaker of the Year" award for the 2004 North American Veterinary Conference, and has spoken at every major North American veterinary conference and in Europe and China and has been a guest lecturer at most of the nation's veterinary schools • Founded the Association for Pet Obesity Prevention in 2005 and is a founding member of the Association of Veterinary Practice Management Consultants • Is a certified personal trainer, USA Triathlon accredited coach and an Ironman triathlete • Lives with his wife, two daughters, their "beach mutt" Sandy and two cats, Freddie (25 toes and attitude to spare) and Itty Bitty Kitty •

# **SMALL ANIMAL PROGRAM**

## **ARMSTRONG, P. Jane, DVM, MS, MBA**

*Professor, University of Minnesota*

Graduate of the Ontario Veterinary College • Following a year in private practice, completed an internship at the University of Illinois • Residency in internal medicine and a Master's degree at Michigan State University • Was a faculty member at North Carolina State University College of Veterinary Medicine for 7 years before moving to the University of Minnesota • Completed an MBA at the Carlson School of Management in 1999 • Currently a professor in the Veterinary Clinical Sciences Department at the University of Minnesota • 2007 was on sabbatical in Brisbane and Copenhagen • Interests within small animal internal medicine include clinical nutrition, especially obesity and gastrointestinal disease • Holds board certification in the American College of Veterinary Internal Medicine, and is currently President of ACVIM (Small Animal) and the Comparative Gastroenterology Society •

**BIRCHARD, Stephen, DVM, MS, Diplomate ACVS**

*Associate Professor, Department of Veterinary Clinical Sciences, The Ohio State University*

Attended Veterinary School at the University of Missouri (Class of 1976) • Was an Associate Veterinarian in a small animal practice in New Jersey for 2 years • Completed his small animal surgical residency program and Masters degree at Purdue University School of Veterinary Medicine in 1981 • Before joining the faculty at Ohio State in 1983, Dr. Birchard spent 2 years as an Associate Staff Surgeon at the Animal Medical Center in New York City • Was Head of Small Animal Surgery at Ohio State from 1988 to 1994 • Has received the Norden Distinguished Teacher Award (1985), the Omega Tau Sigma Fraternity National Gamma Award for distinguished service to the veterinary profession (1994), and the John Lyman Jr. Award for Clinical Teaching Excellence (2006) • Clinical specialty is small animal soft tissue surgery • Research interests are in oncologic surgery, general thoracic surgery, portosystemic shunts, and chylothorax • Has written numerous articles for referred journals and book chapters • Is the chief editor of the Saunders Manual of Small Animal Practice, co-edited by Dr. Robert Sherding •

**COUTO, Guillermo, DVM, Diplomate ACVIM (Internal Medicine and Oncology)**

*Professor, Department of Veterinary Clinical Sciences, College of Veterinary Medicine and Comprehensive Cancer Center, The Ohio State University*  
DVM from Buenos Aires University, Argentina 1976 • Assistant Professor, Department of Pathology, Faculty of Veterinary Sciences, Buenos Aires University 1976-1981 • Clinical Oncology Residency, UC Davis, Davis, California 1981-1983 • Has been working in the Department of Veterinary Clinical Sciences, College of Veterinary Medicine, The Ohio State University since 1983 to the present time, as Assistant Professor from 1983-1988, Associate Professor from 1988-1995 and as Professor from 1995-present • At The Ohio State University, he is currently the Chief of Oncology/Hematology Service, and the Director of Greyhound Health and Wellness Program • Diplomate, American College of Veterinary Internal Medicine, specialty of Internal Medicine • Charter Diplomate, American College of Veterinary Internal Medicine, specialty on Oncology • President, Veterinary Cancer Society, 1990-1992 • Recipient of the Norden Distinguished Teaching Award 1986 • Recipient of the OSU Clinical Teaching Award, 1987 and 1990 • Co-Editor, Small Animal Internal Medicine, 3rd Edition, Mosby 2003 • Editor-in-Chief, Journal of Veterinary Internal Medicine, 1993-1998 • Recipient of the BSAVA Bourgelat Award for Outstanding Contribution to Small Animal Practice, 2000 and of the OTS Service Award in 2007 • Over 300 scientific publication and book chapters in the areas of oncology, haematology, immunology, and Greyhound medicine •

**CRANDELL, Dawn, DVM, DVSc, DACVECC**

*Head of Intensive Care, Veterinary Emergency Clinic and Referral Hospital*  
Graduated from the OVC in 1990 and completed a small animal medicine and surgery internship at the AVC the following year • Practiced as an associate in a busy small animal clinic in Northern Ontario for 3 years and then worked in and managed the start-up of an emergency clinic in Southern Ontario, where she developed a keen interest in the care of emergency and critically ill patients • Completed residency in emergency medicine and critical care at OVC in 2004 and became a boarded Diplomate of the American College of Veterinary emergency and Critical Care the same year • Currently head of the ICU at the Veterinary Emergency Clinic and Referral Centre in downtown Toronto • Special interests include electrolyte abnormalities, renal pathophysiology and innovative management of toxicology cases •

**EPSTEIN, Mark E., DVM, Dipl. ABVP (C/F)**

*Medical Director, TotalBond Veterinary Hospital*  
Received B.S. from North Carolina State University, DVM from University of Georgia College of Veterinary Medicine in 1985 • Board certified Diplomate, American Board of Veterinary Practitioners, Canine/Feline Practice in 1993, re-certified 2003 • “Credential Eligible” American Academy of Pain Management (Examination pending) • Senior Partner and Medical Director of TotalBond Veterinary Hospitals, 5 AAHA-Accredited practices in the Charlotte, N.C. Region • Co-founder of local Veterinary Emergency Clinic and Gaston College Veterinary Technician program • Participates in AAHA's Leadership Council and Student Advocate Programs and chaired AAHA's Senior Care Guidelines Task Force, 2005 • Currently President, ABVP (2008-2009), President-Elect of International Veterinary Academy of Pain Management (IVAPM) • Married to Janet and have 4 kids, Chris,

Jamie, Hannah and Torrie • Pets include dog-Stirling;cat-Jupiter and emergency back-up cat Lennon; turtle named “Medium” (he was “Baby Turtle”, but he grew); and paint horse-Joe

**GUNKEL, Conny, Dr.med.vet., DACVA**

*Pacific Veterinary Anesthesia Services*

Graduate of University of Leipzig, Veterinary School, Germany (1997) • Doctorate Thesis at the University of Munich, Germany (1998-2000) • Anesthesia internship at University of Glasgow, Veterinary Teaching Hospital, Scotland (1999-2000) • Residency in Veterinary Anesthesiology at Washington State University (2001-2002) and University of Florida (2002-2004) • Assistant Clinical Professor in Veterinary Anesthesiology, North Carolina State University, College of Veterinary Medicine (2004-2005) • Assistant Professor in Veterinary Anesthesiology, Oregon State University, College of Veterinary Medicine (2005-2008) •

**KELLER, Charlotte, Dr.med.vet., Diplomate ACVO, ECVO**

*West Coast Veterinary Eye Specialists*

Born and raised in Switzerland where she completed her veterinary education and thesis • In 1986 she moved to Guelph and entered an internship in veterinary anaesthesia • After its completion, she started a residency in comparative ophthalmology at the Ontario Veterinary College • She continued and finished the residency at Texas A & M University and became boarded in 1990 • Returned to Guelph to become faculty and stayed for 15 years • In 2006 she moved to the West coast to enjoy the life of a private practitioner and the mountains • She has a special interest in surgery and teaching, and loves the outdoors •

**LITTLE, Susan, DVM, DABVP(Feline)**

*President, Winn Feline Foundation*

Received her BSc from Dalhousie University (Nova Scotia, Canada) in 1983 and her DVM in 1988 from the Ontario Veterinary College, University of Guelph • Dr. Little has been in feline practice since 1990 and achieved specialty board certification in Feline Practice in 1997, re-certifying in 2006 • She is part owner of two feline specialty practices in Ottawa, Canada • President of the Winn Feline Foundation, and is a feline medicine consultant for the Veterinary Information Network • She also serves as a consultant for IDEXX Laboratories and Fort Dodge Animal Health •

**MOORE, Irene, DVM, BSc (Agr.)**

*Associate Director (Academics), University of Guelph, Ridgetown Campus*

Graduated from OVC in 1986, and was in mixed animal practice for eight years • Since 1994, she has had a number of roles at the University of Guelph, Ridgetown Campus, including being the Coordinator of the Veterinary Technology Program • She is the Associate Director of Academics at the Ridgetown Campus • Has recently begun a graduate degree in Epidemiology at OVC, focusing on Veterinary Communications • Is very involved in a number of committees and associations, both on and off campus • Is the President of the Ontario Veterinary Medical Association, and President of the Association of Veterinary Technology Educators, a North American organization • Was an inaugural member and is Past-President of the Ontario Veterinary Technician Educators • A very well received speaker on numerous occasions at the veterinary technology and veterinary conferences in Ontario and Nova Scotia • In 2002, Dr. Moore was honoured by the Ontario Association of Veterinary Technicians when she received the O.A.V.T. Veterinary Appreciation Award • Was a contributor to the 2003 edition of Mosby's Review Questions and Answers for Veterinary Technicians, and has been asked to review a number of other publications •

**MOSLEY, Craig, DVM, MSc, DACVA**

*Director of Anesthesia, Canada West Veterinary Specialists and Critical Care Hospital*

Graduate of the Ontario Veterinary College, University of Guelph, Canada (1996) • Mixed animal practitioner in southwestern Ontario, Canada (1996-1997) • Residency and MSc in Veterinary Anesthesiology Ontario Veterinary College, University of Guelph (1997-2000) • Director of Anesthesia and Critical Care, Santa Cruz Veterinary Hospital (2000-2002) • Clinical Instructor in anesthesia, Ontario Veterinary College, University of Guelph (2002-2004) • Assistant Professor in Veterinary Anesthesiology, Oregon State University, College of Veterinary Medicine (2004-2008) • Director of Anesthesia, Canada West Veterinary Specialists and Critical Care Hospital (2008-Present)

**NYKAMP, Stephanie, DVM, Dipl. ACVR**

*Diagnostic Imaging, Ontario Veterinary College*

Following graduation from the Ontario Veterinary College, Dr. Nykamp worked in private practice for 2 years after which she returned to OVC for an internship in small animal medicine and surgery • Residency in diagnostic imaging at Cornell University • Has been a Diplomate of the American College of Veterinary Radiologists and a faculty member in diagnostic imaging at the Ontario Veterinary College since 2003 •

**O'GRADY, Michael, DVM, MS, Diplomate ACVIM (Cardiology)**

*Professor of Cardiology, University of Guelph* Graduate of Ontario Veterinary College, 1976 • Private practice in Winnipeg, Manitoba 1976-1979 • Internship at the University of Minnesota 1979-1980 • Residency at Ohio State University 1980-1983 • Since 1983 has been a faculty member at the University of Guelph • Board Certified ACVIM Cardiology 1986 •

**POMA, Roberto, DMV, DVSc, ACVIM Neurology**

*Associate Professor, Ontario Veterinary College* Veterinary degree obtained in 1995 at the Faculty of Veterinary Medicine, University of Turin, Italy • After working for 2 years in Italy as a private practitioner and visiting other North-American veterinary institutions for 6 months, started a neurology residency program in veterinary medical neurology at the Ontario Veterinary College, University of Guelph • 2001-2004, worked as a staff veterinarian in neurology • 2004 hired as a faculty member • Currently, Associate Professor in the Department of Clinical Studies, Ontario Veterinary College • 2004, obtained the specialty certification in veterinary neurology from the American College of Veterinary Internal Medicine (Neurology) • Main research interest is epilepsy and electroencephalography •

**TABOADA, Joseph, DVM, Dipl. ACVIM**

*Professor and Associate Dean, School of Veterinary Medicine, Louisiana State University*

An Associate Dean of Student and Academic Affairs and a Professor of Small Animal Internal Medicine at Louisiana State University School of Veterinary Medicine • A graduate of the Virginia-Maryland College of Veterinary Medicine • Pursued specialty training in internal medicine by first completing an Internship at The Animal Medical Center, New York City and then a small animal Internal Medicine Residency at the University of Florida • Is a Diplomate of the ACVIM, a past Chair of the Board of ACVIM and past-president of the Specialty of Internal Medicine • Was a member of the Board of Regents of ACVIM from 1996-2000 and again from 2001 to 2007 • Is currently President and a member of the Board of Directors of the ACVIM Foundation • Served as an Associate Editor for the Journal of Veterinary Internal Medicine from 2002-2007, was on the editorial review board for the Journal of the American Animal Hospital Association for many years and is currently on the editorial review board for the NAVC Clinicians Brief • Served as program chair for AAHA's Annual Meeting Development Committee and Small Animal Program Chair for NAVC • Is a member of the International Liver Study Group, the Infectious Disease Study Group, and past at-large member of the Board of Directors of the Comparative Gastroenterology Society • Has won 19 national and LSU teaching and service awards, including the Pfizer-Norden Distinguished Teacher Award in 2007, the Animal Medical Center Distinguished Alumni Award in 2004, the American Animal Hospital Association Innovation Veterinary Diets Award for contributions to the profession in 2003, and the American Animal Hospital Association distinguished Service Award in 2005 • Has spoken at over 150 international, national, regional, and local meetings, and has edited a textbook that has been published in 3 languages • Has written 70 book chapters, and over 100 scientific articles • Special interests are feline medicine, hepatology, fungal and other miscellaneous infectious diseases, and endoscopy • Is married to Dr. Sandra Merchant, a veterinary dermatologist, and they have 2 children, Michael age 15 and Robert age 13 •

**WHELAN, Nick K., BSc, BVSc, MVSc, MACVSc, Diplomate ACVCP, Diplomate ACVO**

*Associate Professor Veterinary Ophthalmology, Dept. of Clinical Studies, Ontario Veterinary College*

Graduated from Massey University in New Zealand in 1988 • Spent time in small

and large animal practice before returning to Massey as a Research Officer and to complete a Masters Degree in Veterinary Clinical Pharmacology • Completed an ophthalmology residency at Texas A & M and specialty boarded in Veterinary Ophthalmology • Taught veterinary ophthalmology at Iowa State, Massey University and most recently moved to take up a position at the Ontario Veterinary College in 2005 •

## ZOONOSSES PROGRAM

**BROPHY, Jason C.**

*Assistant Professor of Pediatrics, Division of Infectious Diseases, Children's Hospital of Eastern Ontario*

Is a pediatric infectious diseases specialist at the Children's Hospital of Eastern Ontario • Completed his medical school and pediatrics training at Memorial University of Newfoundland, and then did clinical and research fellowships in pediatric infectious diseases and HIV at the Hospital for Sick Children in Toronto • Dr. Brophy's primary research interests are in pediatric HIV and zoonotic infections •

**FULFORD, Martha, Bsc, BEd, MA, MD, FRCPC**

*Assistant Clinical Professor, McMaster University Medical Centre*

Is an infectious diseases specialist working at McMaster University Medical Centre with appointments to both the Department of Pediatrics and Medicine • Is the Medical Coordinator of the Waterloo Wellington Infection Control Network • As a result of her work treating infections in immunocompromised patients as well as her consulting work in infection control, Dr. Fulford has become increasingly interested in zoonoses and the role that companion animals may play in the spread of disease •

**PEREGRINE, Andrew Seaton, BVMS, PhD, DVM, DipEVP**

*Associate Professor, Ontario Veterinary College, University of Guelph*

Graduated in 1984 from the University of Glasgow Veterinary School, Scotland • Was awarded his PhD in 1987 by the University of Glasgow for work on a parasitic disease of cattle in Africa • From 1987 to 1997 he worked at the International Laboratory for Research on Animal Diseases, Kenya, carrying out research on drug resistance in blood parasites of cattle • In 1997 Dr. Peregrine received a higher-doctoral degree for his work from the University of Glasgow • Since 1997 he has worked as an Associate Professor in the Department of Pathobiology at the Ontario Veterinary College • In addition to teaching clinical parasitology to DVM students, he is currently carrying out research to determine the zoonotic importance of intestinal parasites in dogs • Also conducting work to improve control of parasitic infections in horses, pigs and sheep •

**STODDARD, Robyn Anne, DVM, PhD**

*Microbiologist, Centers for Disease Control and Prevention*

Attended the School of Veterinary Medicine at the University of California, Davis (UC Davis) and graduated DVM, 2000 • Received PhD in 2006 from the Comparative Pathology Graduate Group at UCD • Graduate research focused on northern elephant seals as sentinels of fecal pollution in the marine environment and also on the influence of antimicrobial drug usage in marine mammal rehabilitation facilities on gastrointestinal bacteria • Currently a microbiologist at the Centers for Disease Control and Prevention working with *Leptospira* and *Brucella* in the Bacterial Zoonoses Branch •

**WEESE, Scott, DVM, DVSc**

*Associate Professor, Ontario Veterinary College, University of Guelph*

Is a veterinary internist and microbiologist, an Associate Professor at the Ontario Veterinary College, University of Guelph, and a Zoonotic Disease/Public Health Microbiologist at the University of Guelph's Centre for Public Health and Zoonoses • Is also Chief of Infection Control at the Ontario Veterinary College Teaching Hospital • Obtained his DVM from the University of Guelph • Received internal medicine training at the University of Guelph as well as his DVSc • Is a Diplomate of the American College of Veterinary Internal Medicine • Research interests are focused on zoonotic and antimicrobial resistant pathogens, particularly methicillin-resistant staphylococci and *Clostridium difficile* • Is actively involved in veterinary infection control research and emerging veterinary and zoonotic diseases •



# Help your clients make the best care decisions for their pets



...by Offering No Interest and Extended Payment Plans\* from CareCredit

CareCredit, a GE Company, is now an official member service provider to Ontario Veterinary Medical Association to help you:

- Increase treatment compliance
- Reduce your accounts receivable
- Offer financing solutions for larger invoices

Special member offer:

**\$ 2 0   E N R O L M E N T**

If you enrol before January 31, 2009

Call today and receive a free educational CD entitled "Money and Medicine" featuring Shawn McVey.

**1 800 300-3046 ext.4519**

For more information visit  
**[www.carecredit.ca](http://www.carecredit.ca)**

**January 29 - 31, 2009**

VISIT US AT THE 2009  
**OVMA Conference**  
**BOOTH #104 FOR YOUR FREE GIFT!**

\*Some conditions apply. Subject to credit approval by GE Money.

**CareCredit®**  
*Client Payment Plans*



imagination at work





# CONFERENCE COMMITTEE

Conference Chair	Jim Hysen, DVM
Dairy Program	Reg Clinton, DVM
Equine Program	Scott Weese, DVM
Small Animal Program	Jennifer Day, DVM, Chair
	Mary DeCaire, DVM
	Kate Kuzminski, DVM
	Cliff Redford, DVM
Practice Management Program	Mr. John Hayward
	Clayton MacKay, DVM
Zoonoses Program	Scott Weese, DVM
Manager of Continuing Education	Patty Dawson
Continuing Education Assistant	Sheri Fahrer
Financial/Delegate Coordinator	Christine Neziol
OVMA Executive Director	Doug Raven



Ontario Veterinary Medical Association

420 Bronte St. S., Suite 205

Milton, Ontario L9T 0H9

tel (905) 875-0756 • toll free 1-800-670-1702

fax (905) 875-0958 • toll free 1-877-482-5941

e-mail [info@ovma.org](mailto:info@ovma.org)

web site [www.ovma.org](http://www.ovma.org)



**Mixed Sources**

Product group from well-managed  
forests, controlled sources and  
recycled wood or fiber

[www.fsc.org](http://www.fsc.org) Cert no. SW-COC-002458  
© 1996 Forest Stewardship Council



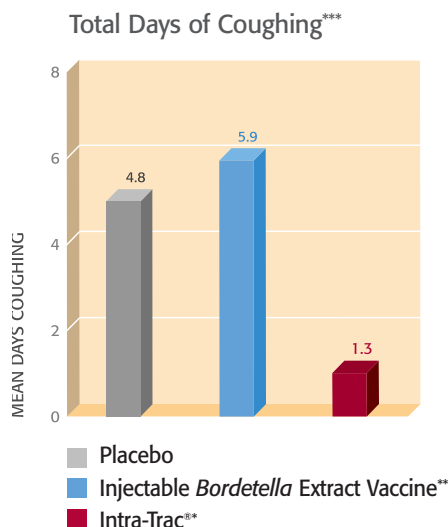
## NOTES

[illegible]



New research points to better protection against canine cough

Peer-reviewed research shows Intra-Trac<sup>®</sup>\* vaccine to be significantly more effective than the Injectable *Bordetella* Extract Vaccine\*\* against canine cough.<sup>1</sup> Ask for Veterinary Therapeutics full research reprint.



• Stronger Local Immunity:

Of 3 study groups, only the dogs vaccinated with Intra-Trac<sup>®</sup>\* developed and sustained *B. bronchiseptica*-specific IgA titers in nasal secretions throughout the study.

• Less Coughing:

Cough scores were lower in both severity ( $p=0.0058$ ) and duration ( $p=0.0016$ ) in Intra-Trac<sup>®</sup>\* vaccinated dogs, whereas cough in dogs vaccinated with the Injectable *Bordetella* Extract vaccine\*\* was not significantly different from placebo dogs.

• Less Risk of Propagation:

Intra-Trac<sup>®</sup>\* vaccinated dogs shed significantly fewer challenge organisms ( $P\leq 0.0001$ ) than dogs vaccinated with the Injectable *Bordetella* Extract vaccine.\*\*

**Intra-Trac<sup>®</sup>**



**Intra-Trac<sup>®</sup> II ADT**  
**Intra-Trac<sup>®</sup> 3 ADT**  
WITH ADENOVIRUS PROTECTION

**Intervet**  
Schering-Plough Animal Health

Schering-Plough Canada Inc., Kirkland, Québec H9H 4M7  
® Registered trademark of Schering-Plough Canada Inc.  
© 2008, Schering-Plough Canada Inc. All rights reserved.  
† The other trademark is the property of its respective owner.  
For product information please call: 1-800-605-2584  
For technical service please call: 1-888-306-0069

\* Intra-Trac<sup>®</sup> 3; Schering-Plough Animal Health Corporation;  
Serial 54119; Expiration date 2/4/2007.

\*\* Bronchicine † CAe; Pfizer Animal Health; Serial B570229A; Expiration Date 4/18/2007.

\*\*\* Clinical evaluation was performed daily from day 63 to day 84.

1. Davis et al. Comparison of the Mucosal Immune Response in Dogs Vaccinated with Either an Intranasal Attenuated Live Culture or a Subcutaneous Antigen Extract of *Bordetella bronchiseptica*, Veterinary Therapeutics, Volume 8, Number 1, Spring 2007

INT001-07E-AD

## OVMA FEATURED PRODUCTS



**PRECILASER**  
CO<sub>2</sub> surgical laser

**NEW  
MODEL**



**Benson 9880VET**  
Infusion Pump/  
Fluid Warmer



**Angel 5808**  
Volumetric  
Infusion Pump



**petMAP**  
Portable BP Monitor



**VETERINARY  
PATIENT WARMING**



**INOVAVENT**  
high-speed dental cart



**Cardell 9403**  
NIBP, SpO<sub>2</sub>, ECG,  
RESP. & TEMP.  
MONITOR



**Vmed  
Vet-Dop**  
Ultrasonic  
Doppler



**Cardell 9500HD**  
NIBP, IBP, SpO<sub>2</sub>, ECG,  
Resp. & Temp. EtCO<sub>2</sub>  
Monitor & Printer




**PC Vet &  
VetGard**  
Wireless ECG  
Monitors



**LifeSense**  
Capnograph &  
SpO<sub>2</sub> Monitor




**Cardell MAX-12HD**  
NIBP, IBP, SpO<sub>2</sub>, ECG,  
Resp. & Temp. EtCO<sub>2</sub>  
Monitor & Printer



**MEMO DIAGNOSTIC**  
HD BP Monitor & Software

## VESI STAINLESS STEEL



## Halothane & Isoflurane

VP Item #1260210 CDMV Item #102542

### Promotion Discounts

- \* Vaporizer Service
- \* Vaporizer Conversion
- \* Equipment Purchase

## New Clinic Packages

Anaesthesia Equipment  
Vaporizer Service  
Patient Monitoring  
Stainless Steel

CO<sub>2</sub> Surgical Lasers



**benson**  
medical industries inc.



booths 404, 406, 408, 410, 412

1 (800) 563.3859  
www.bensonmedical.ca

Vancouver, Calgary, Winnipeg, Toronto, Ottawa, Quebec City