

2011



2012

TEAM GUIDE



EVERY PLAYER
EVERY SHIFT
EVERY FAN

A WINNING LINEUP



2011 Prius

2011 Tundra

2011 Highlander

At Toyota, we know what it takes to succeed. Our dedication to continuous improvement has helped make Toyota the best-selling retail brand in America.* Visit your local Toyota dealers or buyatoyota.com for great deals on a vehicle you'll love!



TOYOTA

moving forward

Official vehicle of the **Minnesota Wild™**



Maplewood Toyota

Maplewood
(651) 482-1322

Walser Bloomington Toyota

Bloomington
(952) 888-5581

Carlson Toyota

Coon Rapids
(763) 427-3200

Lake Country Toyota

Baxter
(218) 454-2200

Rudy Luther's Toyota

Golden Valley
(763) 222-2020

Inver Grove Toyota

Inver Grove Heights
(651) 455-6000

St. Cloud Toyota

Waite Park
(320) 253-2581

Burnsville Toyota

Burnsville
(952) 435-8200

Toyota City

Brooklyn Park
(763) 566-0060

Mills Toyota

Willmar
(320) 231-1160

DEDICATION



PAVOL DEMITRA

November 29, 1974 - September 7, 2011

DEREK BOOGAARD

June 23, 1982 - May 13, 2011

The Minnesota Wild and the entire hockey world were rocked by tragedies this past offseason. Two former Wild players and fan favorites, Derek Boogaard and Pavol Demitra, were lost far too early. Their departures left their followers in the State of Hockey mourning two people who touched and inspired so many.

If there ever was a long shot to make an NHL roster, it was Boogaard. As a forward in Canadian junior hockey, Boogaard possessed enormous size, a willingness to fight and not much else. Still, the Wild took him in the seventh round of the 2001 NHL Entry Draft and held onto him for almost a decade.

Boogaard became one of the most feared enforcers in the National Hockey League, but he also worked tirelessly to improve every facet of his game. He worked on his skating, his puck handling, and his defensive awareness, a combination that earned him a roster spot for Opening Night, 2005. He never went back to the minors. He stood up for his teammates at every turn, giving them a sense of security on the ice.

But it was off the ice that he endeared himself to everybody. He was the definition of a teammate, and he personified the spirit the Wild wants in the community. Those who interacted with "The Boogeyman" left feeling positive, because he made everybody feel better.

The circumstances surrounding the arrival of Demitra to Minnesota were very different. Already an established All Star in the NHL, Demitra was acquired via trade from the Los Angeles Kings, uniting him with his countryman, and best friend, Marian Gaborik. Demitra's arrival signaled that the Wild was ready to make the playoffs, and they did in both years that he wore the Wild sweater.

Demitra was a puck wizard, able to find the tape of Gaborik with any type of pass from any angle. He made all of his linemates better, but he became a mentor to Gaborik, helping him to his best season in the NHL, a 42-goal campaign in 2007-08.

With a quick wit to go with a will to win, Demitra endeared himself to his teammates, just like Boogey did. They will both be missed by fans in the State of Hockey, and well beyond.



TABLE OF CONTENTS

2011-2012 MINNESOTA WILD OFFICIAL TEAM GUIDE

Official Publication of the Minnesota Wild

**VICE PRESIDENT,
BRAND MARKETING & COMMUNICATIONS**
JOHN MAHER

MANAGER, WEB & CREATIVE SERVICES
MATT MINNICHSOFFER

MANAGING EDITOR
AARON SICKMAN

EDITORIAL ASSISTANTS
GLEN ANDRESEN, RYAN STANZEL, NATALIE DILLON

SPECIAL THANKS
MINNESOTA WILD BUSINESS STAFF,
NATIONAL HOCKEY LEAGUE, ELIAS SPORTS BUREAU

PHOTOGRAPHY
BRUCE KLUCKHOHN, ANDY KING, GETTY IMAGES

ART DIRECTION
MATT MINNICHSOFFER

DESIGNED BY
ANDREW HILL,
MIDDLETOWN CREATIVE LLC

PRINTED BY
SHAPCO PRINTING, INC. | MINNEAPOLIS, MINN.

COPYRIGHT © 2011
MINNESOTA WILD

The information contained in this publication was compiled by the Minnesota Wild and is provided as a courtesy to our fans and the media, and may be used for personal and editorial purposes only. Any commercial use of this information is prohibited without the prior written consent of the Minnesota Wild Hockey Club.

All NHL and team insignias depicted in this publication are the property of NHL Enterprises, inc. and the respective teams and may not be reproduced for commercial purposes without the prior written consent of NHL Enterprises, Inc.

EXECUTIVE MANAGEMENT

Staff Directory.....	4
Xcel Energy Center.....	8
Ticket Information.....	9
Wild.com.....	10
Minnesota Wild Foundation.....	11
Board of Directors.....	12
Craig Leipold.....	13
Matt Majka.....	14
Jeff Pellegrum.....	15
Carin Anderson/Jim Ibister.....	16
Jack Larson/John Maher.....	17
John Rizzardini/Steve Weinreich.....	18

WILD STAFF

Chuck Fletcher.....	20
Brent Flahr/Jim Mill.....	21
Mike Yeo.....	22
Assistant Coaches.....	24
Hockey Operations Department.....	26
Equipment & Training Staff.....	30
Team Doctors.....	33
Wild Staff.....	35

THE PLAYERS

Niklas Backstrom.....	42
Pierre-Marc Bouchard.....	44
Kyle Brodziak.....	46
Cal Clutterbuck.....	48
Matt Cullen.....	50
Colton Gillies.....	54
Josh Harding.....	56
Dany Heatley.....	58
Mikko Koivu.....	62
Guillaume Latendresse.....	66
Mike Lundin.....	68
Eric Nystrom.....	70
Darroll Powe.....	72
Nick Schultz.....	74
Devin Setoguchi.....	76
Brad Staubitz.....	78
Clayton Stoner.....	80
Greg Zanon.....	82
Marek Zidlicky.....	84
In The System.....	86
Future Wild.....	100
Team Roster.....	107
How The Wild Was Built.....	108
Houston Aeros.....	109



TABLE OF CONTENTS

TEAM HISTORY

2010-11 Minnesota Wild.....	112
2010-11 Records & Milestones.....	114
2010-11 Game-By-Game.....	115
2010-11 Final Stats.....	116
2010-11 Home/Road Splits.....	117
2010-11 Stat Breakdown.....	118
2010-11 Injury Report.....	120
2010-11 Transactions.....	121
2009-10 Minnesota Wild.....	122
2008-09 Minnesota Wild.....	124
2007-08 Minnesota Wild.....	126
2006-07 Minnesota Wild.....	128
2005-06 Minnesota Wild.....	130
2003-04 Minnesota Wild.....	132
2002-03 Minnesota Wild.....	134
2001-02 Minnesota Wild.....	136
2000-01 Minnesota Wild.....	138
Minnesota Wild Firsts.....	140
Today In Wild History.....	142
All-Time Awards.....	148
Draft History.....	143
All-Time Sweater Numbers.....	152
All-Time Roster.....	154

TEAM RECORDS

All-Time Streaks.....	156
Record Book.....	157
Team Records.....	168
All-Time Player Stats.....	170
All-Time Leaders.....	174
Single-Season Leaders.....	176
Best & Worst Starts in History.....	178
All-Time Overtime Results.....	179
All-Time Shootout Results.....	183
All-Time Shutouts.....	184
All-Time Hat Tricks/Penalty Shots.....	185
Individual Milestones.....	186
Year-By-Year Results.....	187
All-Time Leaders vs. Wild.....	188
Opponent All-Time Goaltending.....	189

THE PLAYOFFS

2008 Playoffs.....	192
2007 Playoffs.....	194
2003 Playoffs.....	196
Playoff Record Book.....	199
All-Time Playoff Leaders.....	209
Playoff Firsts.....	210

THE NHL

NHL Directory.....	212
All-Time Records vs. Opponents.....	213
2010-11 NHL Standings.....	214
2010-11 NHL Leaders.....	215
Anaheim Ducks.....	216
Boston Bruins.....	217
Buffalo Sabres.....	218
Calgary Flames.....	219
Carolina Hurricanes.....	220
Chicago Blackhawks.....	221
Colorado Avalanche.....	222
Columbus Blue Jackets.....	223
Dallas Stars.....	224
Detroit Red Wings.....	225
Edmonton Oilers.....	226
Florida Panthers.....	227
Los Angeles Kings.....	228
Montreal Canadiens.....	229
Nashville Predators.....	230
New Jersey Devils.....	231
New York Islanders.....	232
New York Rangers.....	233
Ottawa Senators.....	234
Philadelphia Flyers.....	235
Phoenix Coyotes.....	236
Pittsburgh Penguins.....	237
San Jose Sharks.....	238
St. Louis Blues.....	239
Tampa Bay Lightning.....	240
Toronto Maple Leafs.....	241
Vancouver Canucks.....	242
Washington Capitals.....	243
Winnipeg Jets.....	244
NHL Information.....	245
NHL Critical Dates Calendar.....	247
NHL Officials.....	248

THE MEDIA

Media Policies & Procedures.....	250
Media Relations Team.....	251
Television Information.....	252
Television Announcers.....	253
Radio Information.....	254
Radio Network.....	255
Radio Announcers.....	256
2011-12 Schedule.....	258



MSE STAFF DIRECTORY

MINNESOTA WILD

317 WASHINGTON STREET | SAINT PAUL, MN 55102

PHONE: (651) 602-6000 | FAX: (651) 222-1055 | TICKETS: (651) 222-WILD (9453) | WILD.COM

Board Members Craig Leipold (Owner/Governor), Philip Falcone (Minority Owner), Mark Falcone, Quinn Martin, Mark Pacchini and Jac Sperling

Investors Craig Leipold (Owner/Governor), Philip Falcone (Minority Owner)

Limited Partners..... Robert Hubbard, Stanley E. Hubbard, Stanley S. Hubbard, Horace H. Irvine III, Robert Marvin, Robert O. Naegele, Jr., Ford Nicholson, Todd Nicholson, Vance Opperman and Michael Reilly

EXECUTIVE MANAGEMENT

Owner/Governor Craig Leipold
 Minority Owner Philip Falcone
 General Manager Chuck Fletcher
 Executive Vice President & Chief Financial Officer Jeff Pellegrum
 Chief Operating Officer..... Matt Majka
 Senior Vice President Ticket Sales and Service John Rizzardini
 Vice President, General Counsel Steve Weinreich
 Vice President, Facility Administration/General Manager, RiverCentre Jim Ibister
 Vice President/General Manager, Xcel Energy Center Jack Larson
 Vice President Corporate Partnerships and Retail Management Carin Anderson
 Vice President, Brand Marketing and Communications John Maher
 Executive Assistant Stephanie Huseby
 Administrative Assistant Brand Marketing and Communications, Corporate Partnerships, HR/Legal Deb Hanson
 Administrative Assistant Customer Sales & Service Tawnya Vidnovic

HOCKEY OPERATIONS

Assistant General Manager Brent Flahr
 Assistant to the General Manager & GM Houston Aeros Jim Mill
 Head Coach Mike Yeo
 Assistant Coaches Darby Hendrickson, Darryl Sydor, Rick Wilson
 Goaltending Coach Bob Mason
 Strength and Conditioning Coach Kirk Olson
 Video Coordinator Jonas Plumb
 Coordinator of Amateur Scouting Guy Lapointe
 Director of Player Personnel Blair Mackasey
 Director of Player Development Brad Bombardir
 Director of Hockey Administration Shep Harder
 Manager, Media Relations and Team Services Aaron Sickman
 Coordinator, Media Relations and Team Services Ryan Stanzel
 Media Relations Intern Natalie Dillon
 Scouts Marc Chamard, Craig Channell, Paul Charles, Brian Fortin, Christopher Hamel, Jamie Hislop, Brian Hunter, Chris Kelleher, Martin Nanne, Frank Neal, Ricard Perrson, Pavel Routa, Ernie Vargas, Darren Yopyk
 Head Athletic Trainer Don Fuller
 Head Equipment Manager Tony DaCosta
 Assistant Athletic Trainer John Worley
 Message Therapist Travis Green
 Assistant Equipment Managers Matt Benz, Rick Bronwell
 Hockey Operations Administrator Cindy Sweiger
 Travel Coordinator Mary Kenna
 Medical Director Dr. Sheldon Burns
 Orthopedic Surgeon Dr. Joel Boyd, Dr. Brad Nelson
 Doctor Dr. Dan Peterson
 Oral Surgeon David Hamlar
 Team Dentists Kyle Edlund, Mike Nanne, Mike Pelce



MSE STAFF DIRECTORY

TICKET SALES AND SERVICE

Director, Customer Sales Matt Cords
 Director, Ticket Operations Chris Turns
 Director, Fan Relations Maria Troje
 Group Sales Manager Jason Stern
 Inside Sales Manager Emily Iversen
 Senior Account Executive, New Business Development Cory Effertz
 New Business Development Account Executive's Alena Jasinski, Mike McDonough, Matt Sayre
 Group Sales Chris Malek, Will Schultz, Lindsay Weier
 Inside Sales Danielle Allen, Ryan Jensen, Corey Johnson, Zach Upgren, Michael Vennerstrom, Jenna Zanter
 Fan Relations Account Executive's Jacob Hebrink, Natalie Kaess, Erica McKenzie, Maddie McNumas
 Premium Seating Account Executive's Ryan Kronebusch, Sarah Lang
 Ticket Operations Coordinator Heidi Jo Hansen
 Director, Marketing Intelligence Mitch Helgerson
 Database Marketing Analyst Bjorn Kadlec
 Manager, Marketing eCommerce Holly Manthei

RETAIL OPERATION

Director, Retail Operations Matt Freiberg
 Manager, Retail Operations Scott Sarkis
 Coordinator, Hockey Lodge Store Rae Lynn Peterson
 Manager, Warehouse Joe Ferens
 Assistant Retail Operations Bill Berg
 Manager, Burnsville Hockey Lodge Store Jennifer Meyers
 Manager, Maplewood Mall Hockey Lodge Store Margaret Schloesser

CORPORATE PARTNERSHIPS AND SUITE SALES

Senior Account Executive Bryan Bellows
 Account Executives Jeff Hunsaker, Brandon Latack
 Senior Manager, Partnership Activation Ed Souter
 Senior Activation Specialist Anna Johnson
 Activation Specialist Jessica Krebs
 Fulfillment Coordinator Mackenzie Ludowese
 Suite Sales Manager Mark Fasching

BRAND MARKETING AND COMMUNICATIONS

Director, Events and Promotions Wayne Petersen
 Manager, Game Presentation Paul Loomis
 Manager, Production Facilities Operations Hank Dolan
 Manager, Broadcasting and Production Maggie Kukar
 Radio Operations Coordinator Kevin Falness
 Coordinator, Production Services Dustin Peterson
 Radio Play-By-Play Bob Kurtz
 Radio Analyst Tom Reid
 Television Play-By-Play Dan Terhaar
 Television Analyst Mike Greenlay
 Manager, Web and Creative Services Matt Minnichsoffer
 Managing Editor, Wild.com Glen Andresen
 Website Content Coordinator Mike Doyle
 Lead Graphic Designer Rebecca Finlay
 Graphic Designer Katie Vannelli
 Team Curator Roger Godin
 Mascot Coordinator Erik Balloy
 Marketing/Game Ops Intern Chris Vanderbeek

COMMUNITY GIVING

Sr. Director, Community Partnerships & Director, Player Development Brad Bombardir
 Manager, Community Giving Rachel Schuldt
 Coordinator, Community Giving Meaghan Boyle
 Community Relations Intern Joseph Kalar



MSE STAFF DIRECTORY

MINNESOTA WILD FOUNDATION

Executive Director Amy Woog-Patnode
 Foundation Development Specialist Tim Groth

FINANCE AND ACCOUNTING

Contoller & Senior Director..... Molly Jungbauer
 Senior Manager, Accounting Services..... Molly McArdle
 Risk Manager Maggie Hobbs
 Accounting Manager Kara Hanson
 Staff Accountant Tim Kauppi
 Senior Payroll Manager..... Kim Brunko
 Payroll Specialist..... Susan Forrest
 Accounting Associate, Cash Management..... Brenda Reeves
 Accounting Associate Stephanie Lundquist
 Accounts Payable Administrator..... Sue Lorenz

HUMAN RESOURCES

Human Resources Generalist Melissa Orrey

LEGAL

Manager Legal Services Christie Schulte

INFORMATION TECHNOLOGY

Helpdesk Manager..... Mike Vevea
 IT Generalist..... Adam Lucht

MISCELLANEOUS

Home Arena /Capacity..... Xcel Energy Center (18,064)
 Training Site..... Saint Thomas Ice Arena
 Primary Affiliate..... Houston Aeros (AHL)
 Radio Network Flagship..... KFAN (1130 AM)
 Television Networks Fox Sports Net North
 Team Photographer Bruce Kluckhohn
 Public Address Announcer..... Adam Abrams
 Keyboard Palmer Harbison
 Head of Off-Ice Officials..... Barry Fritz
 NHL Security Representative William D. Johnson

SAINT PAUL ARENA COMPANY

Administrative Assistant, Xcel Energy Center..... Elizabeth Peterson
 Senior Director, Operations..... Mark Stoffel
 Senior Director, Planning and Public Affairs..... Bill Huepenbecker
 Director, Customer Service Integration Chris Leipold
 Director, Event Development..... Bryan Miller
 Director, Sales, Booking & Office Administration..... Susan Hubbard
 Director, Event Management & RiverCentre Marketing..... Kate Setley
 Director, Sales & Marketing, Xcel Energy Center..... Kelly McGrath
 Director, Guest Service & Suite Operations..... Rachael Johnson
 Director, Box Office Operations..... Kristina Meier
 Marketing Manager Anette Andruss
 Senior Manager, Guest Service & Premium Operations Keri Johnson
 Manager, Guest Service Administration..... Tracy Peters
 Manager, Suite Service and Premium Operations Garon Rowland
 Manager Guest Relations..... Diane Bennis
 Manager, Public & Media Relations SPAC..... Jora Bart
 Coordinator, Suite Service & Premium Operations..... Bree Oslin
 Coordinator, Group Sales..... Karen Reisinger
 Marketing/Advertising & Sales Coordinator..... Nellie Gosh
 Senior Operations Managers Matt Fujinaka, Jeff Klein
 Assistant Operations Managers Scott Eichstadt, Luke Krueger, Corrie Niska
 Coordinator, Ice Operations/Event Manager Travis Larson



MSE STAFF DIRECTORY

Senior Sales Manager, RiverCentre..... Eric Reichert
 Event Managers Vanessa Bjerke, Zach Foster, Rachael Haave, Jon Koehler, Pat Lealos, Jill Mastel
 Event Floor Manager Justin Carlson
 Senior Box Office Manager, Operations..... Micki Tschida
 Box Office Manager, Finance Melissa Alicea
 Box Office Supervisors..... Judy Bartolett, Jon Johansen
 Lead Ticket Seller Craig Cerrato
 Administrator Special Projects Sharon Roberts
 Lead Custodians Don Anderson, Jim Flanders, John Jensen, Paul Hitchcock
 Custodians..... Christopher Aase, Chad Arnold, Mark Carlson, Karen Ferlas, Ronald Gustafson, Deanna Keenan, Paul Krey,
 Harold Lockwood, Jr., John Moreno, Matthew Norland, Michael Olmstead, Randy Olmstead,
 Justin Olson, Paul Patterson, Janet Pearson, John Schlottko, Gary Stasny

Senior Electrician Michael Casalenda, Jr.
 Electricians Mario Casalenda, John Grundhofer
 Security Manager Nate Jacobson
 Security Ian Carey, Jeremy Jacobs, Walter Licht, Jr., Jackson Lindau, Steve Monita, Robert Paulsen,
 Thomas Price, Steve Ruane, Brad Shevcheck, Palito Verdeja,
 Patrick Molitor

Lead Stage Technician Dave Gajeski, Scott Gallahue, Michael Meyer, Jeff Simonett
 Stage Technicians Ted Langer
 Painter David Mulliner
 Chief Engineer..... Gregory Black, Larry Novotny, Carl Waldner
 Engineers..... Tim Wolfgram
 Senior Facility Manager..... Christine Moore, Lori Brandl
 Receptionists, 317 on Rice Park Ryan Schuldt
 Guest Services Attendant, 317 on Rice Park





XCEL ENERGY CENTER



Regarded as one of the finest arenas in the world, Xcel Energy Center is home to the NHL's Minnesota Wild, the NLL's Minnesota Swarm and a multitude of premier sports and entertainment events annually.

Xcel Energy Center first opened its doors on September 29, 2000, when the expansion Minnesota Wild defeated the Mighty Ducks of Anaheim 3-1. The following night, Canadian rockers Barenaked Ladies became the first artists to showcase what has become widely known: the arena's marvelous acoustics.

Connected to the Saint Paul RiverCentre convention center, Xcel Energy Center is situated on a six-acre site encompassing 650,000 square feet. Over 500 pieces of glass create its beautiful, 23,000 square-foot, trademark exterior. With four separate concourses on four seating levels, plus the Al Shaver Press Box on the fifth level, Xcel Energy Center's open concourses are fan friendly, measuring as much as 70 feet in width, providing an open view of the ice. The venue seats 18,064 for hockey games, and each of its four levels were strategically positioned to create great sightlines. One of the most eye-catching interior focal points is the electronic display system that includes a 360-degree video ribbon board and an eight-sided, 50,000-pound scoreboard. There are 74 executive suites; 12 on the main concourse and 62 on the Executive Suite Level. One level above is the Club Level, which boasts roughly 3,000 luxury seats, an exclusive merchandise store and upscale food and beverage options anchored by Headwaters Bar and Restaurant, offering arena patrons a destination-quality dining experience within the facility.

Xcel Energy Center has been recognized as one of the best venues worldwide for sporting events, concerts and family shows. *ESPN The Magazine* has ranked the venue six times among the top three for "Best Stadium Experience" in all of professional sports (2003-04, 2007-10) and ESPN fans voted it the "Ultimate Crib" in the magazine's 2009 "Ultimate Standings." Xcel Energy Center was named "Best NHL Arena" by *SportsBusiness Journal/SportsBusiness Daily* in its 2006 Reader Survey and recognized for the "Best Fan Experi-

ence" by *Forbes* magazine in its 2006 "Business of Hockey" report. *Sports Illustrated* named the arena its "top choice" among NHL buildings in its 2006 NHL Preview issue. In addition to hockey, Xcel Energy Center has been nominated nine times (2001, 2002, 2003, 2005, 2006, 2007, 2008, 2009, 2010) for "Arena of the Year" by leading concert-industry publication *Pollstar*.

Xcel Energy Center has hosted several world-renowned events and in 2011 welcomed three more with the return of the NCAA Men's Frozen Four on April 7 & 9, the NHL Entry Draft on June 24-25, and the return of USA Gymnastics' national championships – the Visa Championships – on Aug. 17-20. The 2008 Republican National Convention, 2008 U.S. Figure Skating Championships, 2006 USA Gymnastics Visa Championships, 2004 NHL All-Star Weekend, 2004 International Ice Hockey Federation World Cup of Hockey, and the 2002 NCAA Men's Frozen Four were all staged at Xcel Energy Center. Each spring, Xcel Energy Center becomes Minnesota's epicenter of activity, hosting four straight weeks of athletic tournaments. Two of the most storied events include the Minnesota State High School League (MSHSL) Boys' Hockey Tournament and the Red Baron™ Western Collegiate Hockey Association (WCHA) Final Five. Attendance marks are routinely broken as hockey-crazed fans clamor for tickets to these events each year.

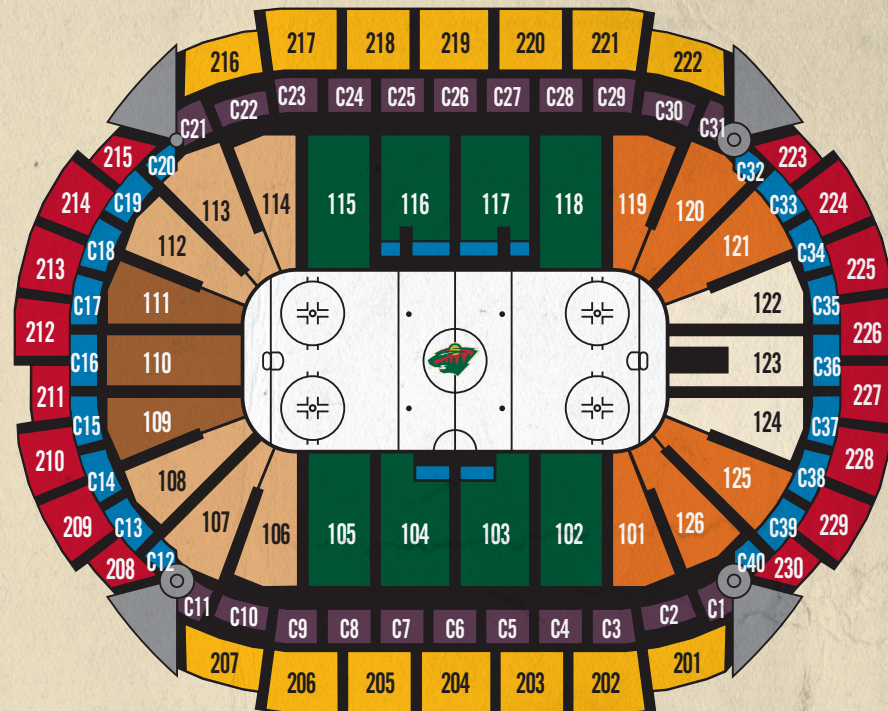
Additionally, some of the world's most legendary entertainers have performed at Xcel Energy Center, including Lady Gaga, the Police, the Rolling Stones, Barbra Streisand, Paul McCartney, Pavarotti, Elton John, Billy Joel, Rod Stewart, Tim McGraw & Faith Hill, Kenny Chesney, Neil Diamond, Taylor Swift, Bruce Springsteen, Bon Jovi, Simon & Garfunkel, and three consecutive sold-out shows by hometown-favorite Prince.

The one-of-a-kind, multi-purpose arena is located in the heart of downtown Saint Paul, owned by the City of Saint Paul and managed by Saint Paul Arena Company, an affiliate of Minnesota Sports & Entertainment.

For more information, visit xcelenergycenter.com.



TICKET INFORMATION



2011-2012 TICKET PRICES

SEAT LOCATION	SEASON*	REGULAR*
Club Level Sides	\$95	\$100
Club Level Ends	\$85	\$90
Lower Level Sides	\$88	\$97
Lower Level Corners, Double-Attack	\$75	\$87
Lower Level Corners, Single-Attack	\$71	\$81
Lower Level Ends, Double-Attack	\$69	\$79
Lower Level Ends, Single-Attack	\$65	\$75
Lower Level Standing Room Only	NA	\$48
Upper Level Sides	\$44	\$48
Upper Level Ends	NA	\$28

TO PURCHASE INDIVIDUAL TICKETS

All Minnesota Wild individual game tickets are sold at the Xcel Energy Center Box Office, located at 175 West Kellogg Blvd., Gate One entrance. The box office is open Monday through Friday from 10 a.m. to 6 p.m. and three (3) hours prior to event time. Individual game tickets are also sold through Ticketmaster outlets. To charge tickets by phone, call Ticketmaster at 800.745.3000 or order online at ticketmaster.com.

* Regular prices listed are in effect from August 20, 2011 through September 30, 2011. Beginning October 1, 2011 demand-based pricing is in effect for all remaining seats, which may adjust pricing for individual seats up or down based on market factors. Ticketmaster charges not included.



When you want the latest information on the Minnesota Wild on and off the ice, WILD.COM is your destination. As the official web site of the Wild, Wild.com is your first stop when you want to connect to your favorite team, including:

- All the latest news and features on your favorite Wild players
- Official Minnesota Wild Blog — The Lighthouse
- Exclusive feature and player videos on Wild TV
- Real-time game scoring and in-game commentaries
- Gameday previews with an insider's take — original reporting, video and audio interviews.
- Exclusive postgame coverage including game recaps, photos and audio
- Video highlights following each game
- Complete player and team statistics
- PONDcast programming
- Player appearance calendar
- Updates on the Houston Aeros
- Chances to win merchandise and other prizes
- Links to ticket options, broadcast schedules, merchandise, exclusive wallpapers, Kid's Club and much more.

STAY CONNECTED Visit wild.com/stayconnected to sign up for email alerts.

Official Minnesota Wild Facebook Page
facebook.com/minnesotawild

Official Minnesota Wild Twitter
twitter.com/mnwild

Official Minnesota Wild Blog
wild.com/lighthouse

Sign up for Minnesota Wild Mobile Alerts
Visit wild.com



The Minnesota Wild Foundation exists to support the game of hockey and to improve the lives of families in the State of Hockey.

Thanks to the generosity of our fans and devoted partners, the Minnesota Wild has had the ability to make positive and lasting contributions to our community. The Minnesota Wild Foundation is committed to supporting the game of hockey, touching the lives of countless ill and underprivileged children and their families throughout "The State of Hockey" and focusing on building and enhancing key community relationships.

Since our inception in 2000, the Minnesota Wild has invested over seven million dollars back into our community through donations and service. Wild players remain committed to helping kids in many ways: by visiting sick children in hospitals, embracing a specific cause, donating tickets or suites to those in need or providing autographed merchandise for fundraising. Player's "Better Halves" get into the action as well, raising funds through sales from their Game Plan Cookbook and Mystery Puck fundraisers as well as their annual Holiday and Favorite Things basket auctions.

As an organization, our work in the community and on the ice, is never done. We pledge to continue raising funds and giving back to our community, while being inspired by our passion for hockey and our compassion for those in need.



The Minnesota Wild Foundation, with help from Wild players, raises money for pediatric medical causes at events like "Wild About Children". In addition, the Foundation has assisted several 501(c)3 organizations raise funds through an in-arena 50/50 Raffle, allowing designated non-profit beneficiaries to hold raffles during a Wild home game and take 50% of those ticket sales back to their organization. The Foundation serves as the largest non-member funding source for Minnesota Hockey and provides fundraising opportunities for youth hockey associations across the state.



For more information on the Minnesota Wild Foundation, visit www.wild.com or contact us at mnwildfoundation@wild.com.



BOARD OF DIRECTORS



CRAIG LEIPOLD



PHILIP FALCONE




MARK FALCONE



QUINN MARTIN



MARK PACCHINI



JAC SPERLING

The Minnesota Wild Board is made up of Chairman Craig Leipold, Philip Falcone, Mark Falcone, Quinn Martin, Mark Pacchini and Jac Sperling.

INVESTORS IN MINNESOTA SPORTS & ENTERTAINMENT

Craig Leipold
Philip Falcone

LIMITED PARTNERS IN MINNESOTA SPORTS & ENTERTAINMENT

Robert Hubbard
Stanley E. Hubbard
Stanley S. Hubbard
Horace H. Irvine III
Robert Marvin

Robert O. Naegele, Jr.
Ford Nicholson
Todd Nicholson
Vance Opperman
Michael Reilly



TEAM MANAGEMENT

CRAIG LEIPOLD

Owner and Governor



Craig Leipold is the majority owner and principal investor in Minnesota Sports & Entertainment (MSE), a regional sports and entertainment leader that includes the National Hockey League's Minnesota Wild, the Houston Aeros of the American Hockey League, 317 on Rice Park and the facility management of Xcel Energy Center, Saint Paul RiverCentre and the Legendary Roy Wilkins Auditorium. He oversees the day-to-day business operations of the organization and also serves as the team's Governor at NHL Board of Governors' meetings. The NHL's Board of Governors officially approved Leipold's purchase of MSE on April 10, 2008.

Under Leipold's ownership, the Wild is dedicated to building a Stanley Cup contending franchise, playing an important role in the community through service initiatives, providing a fun and entertaining game-night experience and building strong relationships with its fans and corporate partners.

A resident of Racine, Wis., Leipold completed the sale of the Nashville Predators to a local ownership group on December 7, 2007, a team he owned since the expansion franchise was awarded to Nashville in 1997.

During his time as an NHL owner, Leipold has been a tireless advocate for the professional hockey industry. Appointed by NHL Commissioner Gary Bettman, Leipold serves on both the League's Executive committee and Audit committee. Steadfast in his belief that a new collective-bargaining agreement needed to give smaller markets like Nashville a chance to succeed economically and on the ice, he was a member of the League committee that negotiated the CBA with the NHL Players' Association in 2005. He is also a strong advocate for the new, more "fan-friendly" NHL, including the rule changes to promote a more entertaining competition and increased fan access to the product.

Craig and his wife Helen (Chairman and Chief Executive Officer of Johnson Outdoors, Inc., Chairman of Johnson Financial Bank Corp., and Chairman of Diversey, Inc.) have five sons: Chris, Kyle, Connor, Curtis and Bradford.



TEAM MANAGEMENT



MATT MAJKA

Chief Operating Officer

Matt Majka (pronounced MAY-kuh) begins his fourth season as Chief Operating Officer for Minnesota Sports and Entertainment (MSE) and 15th year with the organization. He previously held the positions of Executive Vice President, Senior Vice President of Business Operations and Vice President of Marketing and Corporate Sponsorships.

MSE is a regional sports and entertainment leader that has grown into several different business operations including the Minnesota Wild, its minor league affiliate the Houston Aeros, 317 on Rice Park and the facility management of Xcel Energy Center and Saint Paul RiverCentre.

During his tenure with the Wild, Majka has been instrumental in fostering the unique relationship between the hockey club and its fan base. The team's continued dedication to the fans of the "State of Hockey" is reflected in ESPN The Magazine's Ultimate Standings as the Wild was named the "Best Stadium Experience" in the National Hockey League from 2007-10. Minnesota ranked third in the NHL and 19th overall for "Stadium Experience" in the field of all 122 major league sports franchises in 2011.

Majka joined the Minnesota Wild in October of 1997 from Rollerblade, Inc., where he started work in 1984. Beginning as a Sales Representative for the fledgling company, he held positions of increasing responsibility through his 13-year tenure including: Sales Representative, Regional Sales Manager, Marketing Manager, Director of International Business, Senior Director of Product Marketing and culminating with his appointment as Vice President of Product Marketing. During his tenure, the privately held company grew revenues from \$1 million to more than \$200 million annually.

The Detroit, Mich., native has lived in the Twin Cities for more than 40 years and coaches youth hockey. Majka is a 1984 speech communications graduate of the University of Minnesota and currently serves on the Board of Directors of Children's Hospitals and Clinics of Minnesota, The Ordway Center for Performing Arts, and the United States Hockey Hall of Fame. He and his wife, Kym, have two sons, Sam and Nick. The family resides in Wayzata.



TEAM MANAGEMENT

JEFF PELLEGRAM

Chief Financial Officer



Jeff Pellegrom is entering his fourth season as the Executive Vice President and Chief Financial Officer for the Wild. In his role, he oversees the finance department and administrative functions of the organization, including information technology and human resources, as well as other Minnesota Sports & Entertainment (MSE) entities.

MSE is a regional sports and entertainment leader that has grown into several different business operations including the Minnesota Wild, its minor league affiliate the Houston Aeros, 317 on Rice Park and the facility management of Xcel Energy Center and Saint Paul RiverCentre.

Pellegrom has extensive experience in corporate finance. Prior to joining the Wild, he spent eight years with 3M and 10 years with SC Johnson, specializing in mergers and acquisitions.

A native of Midland, Mich., Pellegrom received his undergraduate degree in mathematics and economics from Kalamazoo College before earning his MBA in finance from the University of Minnesota's Carlson School of Management.

Pellegrom enjoys endurance sports including triathlons in his free time. He and his wife, Mary, have two sons, Jordan and Jonah, and two daughters, Sophia and Isabella. The family resides in Eagan.



TEAM MANAGEMENT



CARIN ANDERSON

Vice President, Corporate Partnerships

Carin Anderson enters her third season as Vice President, Corporate Partnerships and 15th year overall with the Wild. An employee since July of 1997, she is one of the organization's longest tenured employees. She oversees the development of all the team's corporate partnerships, sales of annual suites and retail operations.

Anderson previously held the positions of Director of Corporate Services and Senior Director, Corporate Partnerships and Retail Operations. Her duties included assisting in corporate partner development and managing the service and fulfillment of all partnership commitments.

Prior to her time with the Wild, Anderson spent six years with the University of Minnesota's Men's Athletic Department as a Marketing Manager.

A native of North Branch, Minn., Anderson received a business degree with an emphasis in finance from the University of Minnesota's Carlson School of Management in 1991.

She and her husband, Brent, have two sons, Eli and Owen. The family currently resides in Hugo.



JIM IBISTER

*Vice President, Facility Administration
General Manager, Saint Paul RiverCentre*

Jim Ibister holds the position of Vice President, Facility Administration/General Manager, Saint Paul RiverCentre. He is responsible for the overall operations of Saint Paul Arena Company, with emphasis on Saint Paul RiverCentre, which includes The Legendary Roy Wilkins Auditorium. Ibister also works closely with the RiverCentre Authority and other city agencies and civic organizations and is involved with promoting, booking and servicing all events at these venues.

Each year, the RiverCentre hosts approximately 300 events attended by more than 750,000 people. Events at the RiverCentre represent tens of millions of dollars of economic impact to the city of Saint Paul. Ibister also oversees campus-wide Information Technology efforts and

the operation of 317 on Rice Park for Minnesota Sports & Entertainment.

Ibister served five years (1996-00) as the Executive Director of the Mayo Civic Center in Rochester, Minn., before joining Saint Paul Arena Company in July of 2000. He was the Director of Event Operations at the Saint Paul Civic Center from 1994 to 1996 and spent seven years as the Mayo Civic Center Operations Manager from 1988 to 1994.

Ibister graduated from St. Cloud State University in 1987 with a BS in Theater and Speech Communications. He and his wife, Molly, have a son, Carter, and a daughter, Ellen. The New Hope native enjoys baseball, hockey, theater and writing in his spare time. The family resides in Roseville.



TEAM MANAGEMENT

JACK LARSON

Vice President/General Manager, Xcel Energy Center



Jack Larson joined the organization in September of 2001 and serves as Vice President/General Manager, Xcel Energy Center. He oversees the day-to-day operations, which includes securing and promoting events, attractions and shows at Xcel Energy Center. Larson also focuses his attention on supporting the requirements of the Minnesota Wild and all other events that are staged at Xcel Energy Center.

In 2011, Saint Paul hosted the 2011 NCAA Men's Frozen Four, the 2011 NHL Entry Draft (June 24-25) and the 2011 Visa Championships at Xcel Energy Center. Xcel Energy Center will host the 2012 NCAA Men's Hockey West Regional. The arena has hosted several world-renowned events in its brief history: 2008 Republican National Convention, 2008 U.S. Figure Skating Championships, 2006 Visa Gymnastics Championships, 2004 NHL All-Star Weekend, 2004 International Ice Hockey Federation World Cup of Hockey, and the 2002 NCAA Men's Frozen Four. Larson has also been instrumental in cultivating annual fan and family-favorite events such as the WCHA Final Five, World's Toughest Rodeo, Disney On Ice and the Minnesota State High School League Tournaments.

Larson has more than 30 years of experience in the arena operations field. Prior to joining Minnesota Sports & Entertainment (MSE), the Richfield, Minn., native spent seven years (1994-01) as the Assistant Executive Director of Operations at Target Center. He handled scheduling, booking and contracting events, along with budgeting for the operations of the building, and hiring and training of the staff to operate the facility. From 1991-94, Larson was a part of the San Jose Arena Management Corporation and the National Hockey League's (NHL) San Jose Sharks. He served as Director of Booking and Operations and oversaw the opening of the new San Jose Arena, in addition to the start-up of operations for NHL hockey in the 50-year-old Cow Palace. Before moving to San Jose, Larson started his arena operations career in Minnesota at Met Center where he worked from 1970-91. He held a number of positions including Director of Met Center, and Director of Operations, Met Center. In those roles, Larson was responsible for the day-to-day operations including renting and staffing the facility for all events.

Larson and his wife, Sherry, have two children, Laura and Jake. He enjoys golfing, playing hockey, softball, fishing and rollerblading in his free time. The family resides in Lakeville.

JOHN MAHER

Vice President, Brand Marketing and Communications



John Maher is in his fifth season as Vice President of Brand Marketing for the National Hockey League's Minnesota Wild. In this role, Maher leads the management of brand, creative and advertising efforts, as well as supervising staff responsible for game presentation, events, promotions, publications, Minnesota Sports & Entertainment (MSE) Creative Services and media production. The marketing group also works closely with the ticket sales and fan relations groups to target and attain sales objectives. Maher also recently took on oversight of the team's Communications/Broadcast Department.

Maher joined the organization in July of 2000 as Director of Production Services and was first tasked with building the creative and technical capabilities needed to launch all elements of the Wild's Inaugural Season game and event presentation at Xcel Energy Center. He was named Senior Director of Creative Services in 2002 and Senior Director of Marketing in 2005. In 2004, he coordinated MSE's launch of the Minnesota Swarm in the National Lacrosse League (NLL) and was named NLL Marketing Executive of the Year in 2005.

Prior to joining the Wild, Maher worked in a variety of event management and game presentation roles for Twin Cities-based teams, including the Minnesota North Stars, Minnesota Vikings, Minnesota Twins, Juntunen Media/Minnesota Timberwolves, and University of Minnesota Men's Athletics.

Maher is a 1984 graduate of the University of Minnesota School of Journalism. A Bloomington, Minn., native, John and his wife, Linda, have two sons, Joe and Andrew, and a daughter, Lindsay. The family resides in Lakeville.



TEAM MANAGEMENT



JOHN RIZZARDINI

Senior Vice President, Ticket Sales/Service

John Rizzardini was named the Wild's Senior Vice President, Ticket Sales/Service, on August 22, 2011. Rizzardini oversees the Wild's Database Marketing efforts, and has executive oversight of the Minnesota Wild's American Hockey League (AHL) affiliate, the Houston Aeros.

Rizzardini served as Chief Operating Officer of the National Football League's (NFL) Seattle Seahawks and First & Goal Inc., beginning in 2007, focusing on increasing revenues in primary areas of corporate partnership, tickets, broadcast, suites, retail and promotions. He also oversaw the day-to-day business operations for the team that included branding, game presentation, website and customer service.

Rizzardini helped build and manage a Seahawks brand that was ranked the 18th strongest out of 122 professional sports franchises according to a study by Sports Business Journal.

Additionally, Rizzardini managed the day-to-day operation of Qwest Field and Qwest Field Event Center and the WaMu Theater. He originally joined the Seahawks' front office in August of 2003, as Vice President of Marketing and Customer Sales. In 2006, Rizzardini was promoted to Senior Vice President and Chief Marketing Officer.

Before joining the Seahawks, Rizzardini served three years as Senior Vice President of Sales & Marketing for the National Hockey League's Vancouver Canucks and Orca Bay Sports & Entertainment. Prior to joining the Canucks, Rizzardini was Executive Vice President of the Los Angeles Arena Corporation, parent company of the Staples Center, the Los Angeles Kings, and the Los Angeles Galaxy of Major League Soccer. His professional career began with the Golden State Warriors where he served in a number of capacities from 1986 to 1995, including the last four as Vice President of Marketing and Ticket Sales.

Rizzardini is a graduate of Cornell College and holds a Master's Degree in Sports Management from Western Illinois. Rizzardini served on the Boards of the Seattle University Center for the Study of Sport and the Seattle Sports Commission and volunteered as a coach at the YMCA.



STEVE WEINREICH

Vice President, General Counsel

Steve Weinreich begins his second season as Vice President and General Counsel for Minnesota Sports & Entertainment (MSE) after being named to the position on April 12, 2010. Weinreich is responsible for directing and managing all legal services for the National Hockey League's (NHL) Minnesota Wild, the American Hockey League's (AHL) Houston Aeros and Saint Paul Arena Company. These responsibilities include reviewing hockey team contracts, drafting of sponsorship, suite, event and service contracts, workers compensation and employment law issues, general liability matters and coordination of all external legal services utilized by the company.

Weinreich served as Vice President and General Counsel of the National Hockey League's Phoenix Coyotes and Jobing.com Arena for seven years prior to joining MSE. Before working for the Coyotes, he spent six years as a lawyer in Chicago working for the law firms Sonnenschein, Nath and Rosenthal as well as Vedder, Price, Kaufman and Kammholz.

Weinreich has an undergraduate degree in Sports Management and Communications from the University of Michigan and a law degree from Washington University in St. Louis.

An avid runner, he has completed 13 marathons, and also enjoys playing hockey and reading.



2011

2012

WILD STAFF



EVERY PLAYER
EVERY SHIFT
EVERY FAN



HOCKEY OPERATIONS



CHUCK FLETCHER

General Manager

Chuck Fletcher enters his third season as General Manager for the Minnesota Wild after being named to the position on May 22, 2009. Fletcher oversees the Wild's hockey operations department including all matters relating to the club's player personnel, coaching staff, scouting department and minor league operations.

Fletcher, entering his 19th season in the National Hockey League (NHL), made a splash in the off-season, acquiring Dany Heatley and Devin Setoguchi from the San Jose Sharks, while adding to the club's prospect pool, selecting Jonas Brodin (No. 10 overall), Zack Phillips (No. 28 overall) and Mario Lucia (No. 60 overall) at the

NHL Entry Draft while also acquiring Boston University standout Charlie Coyle from the Sharks. The Wild also got stronger at the NHL level, signing free agents Darroll Powe and Mike Lundin in free agency.

Prior to joining the Wild, Fletcher served as the Pittsburgh Penguins Assistant General Manager for three seasons including the 2008-09 Stanley Cup championship team. He worked closely with Penguins General Manager Ray Shero on all hockey-related matters, including scouting, overseeing the development of young prospects and contract negotiations. Fletcher also managed hockey operations for Pittsburgh's American Hockey League (AHL) affiliate, the Wilkes-Barre/Scranton Penguins. Under his leadership, Wilkes-Barre/Scranton reached the AHL's Calder Cup finals in 2007-08, and the division finals in 2006-07 and 2008-09.

Fletcher has also been to the Stanley Cup finals in management with the Florida Panthers and the Anaheim Ducks. His extensive NHL management experience includes a four-year stint with the Anaheim Ducks from 2002-06 as Director of Hockey Operations, Assistant General Manager, and Vice President of Amateur Scouting and Player Development.

The Montreal, Que., native also spent nine years in the front office of the Florida Panthers from 1993-2002, working seven seasons as Assistant General Manager and one season as Interim General Manager. In 1996, the Panthers advanced to the Stanley Cup finals.

Fletcher, the son of Hockey Hall of Famer Cliff Fletcher, graduated from Harvard in 1990 and spent one year as the Sales and Merchandising Coordinator for Hockey Canada and two years as a player representative for Newport Sports Management before making the transition to the front office.

He and his wife, Rhonda, have two children, Kaitlin and Keith.



HOCKEY OPERATIONS

BRENT FLAHR

Assistant General Manager



Brent Flahr is in his third season with the Minnesota Wild after being named Assistant General Manager on July 28, 2009. He is responsible for overseeing all aspects of player development and evaluation and assists General Manager Chuck Fletcher in player personnel decisions, contract negotiations and league-related issues. Flahr oversees the organization's preparation for and the selection of players at the National Hockey League (NHL) Entry Draft.

In the 2011 NHL Entry Draft, Flahr was responsible for using the 10th overall pick to select Jonas Brodin, while also adding another first-rounder, Zack Phillips (No. 28 overall), and second-rounder Mario Lucia (No. 60 overall). The Wild also acquired Boston University standout Charlie Coyle from the Sharks.

Overseeing his first Draft in 2010, Flahr was responsible for using the ninth overall pick for the selection of Finnish forward Mikael Granlund, Central Scouting's top-rated European player. He also selected Brett Bulmer, Johan Larsson, and 2010-11 WCHA Rookie of the Year Jason Zucker in the second round of the Draft.

Flahr spent the previous two seasons with the Ottawa Senators as Director of Hockey Operations. Prior to joining the Senators, he spent four seasons working as an Amateur Scout for the Anaheim Ducks, including the 2007 Stanley Cup team. From 1996 to 2003, Flahr spent eight seasons as part of the Florida Panthers organization, serving in a variety of positions, including Assistant to the General Manager, and Scouting and Video Coordinator. He was also the Director of Hockey Operations for the Panthers' AHL affiliate, the San Antonio Rampage. Flahr has worked with Chuck Fletcher two times previously, spending three seasons with him in Anaheim and six seasons in Florida.

The native of Courtenay, B.C., is a graduate of Princeton University, where he played four seasons of college hockey for the Tigers from 1992 to 1996.

He and his wife, Dana, reside in Saint Paul.

JIM MILL

Assistant To The General Manager



Jim Mill is in his third season with the Wild as Assistant to the General Manager. He reports to General Manager Chuck Fletcher and helps oversee the day-to-day operations of the Wild's hockey operations department, assisting with contract negotiations, player development and scouting. Mill also serves as the General Manager of the Houston Aeros of the American Hockey League (AHL).

Last season, Mill rebuilt the Aeros' coaching staff, hiring Head Coach Mike Yeo and Assistant Coaches Darryl Sydor and Brian Wiseman. That group led Houston to a 46-28-1-5 mark, a Western Conference championship and the team's second trip ever to the Calder Cup Finals. Yeo and Sydor were hired this past summer to lead the Wild.

Mill helped bring key free agents to the Aeros, including Drew Bagnall, Jed Ortmeyer and Warren Peters, and also brought John Torchetti, a Stanley Cup winner with Chicago, to Houston to lead the team in 2011-12.

Prior to joining the Wild, Mill spent 11 years working for the AHL. He joined the AHL's hockey operations staff in 1998, was promoted to Vice President in 2001 and was named Executive Vice President of Hockey Operations prior to the 2007-08 season. In addition to personally supervising some 100 games every season, Mill managed all facets of the league's hockey operations department, including management of the AHL's officiating program, recruiting, hiring and assigning on-ice officials to supplement those in the National Hockey League officials development program.

Mill also oversaw the league's disciplinary process for fines and suspensions, and developed and executed the 1,160-game league schedule and coordinated the playoff schedules with all participating teams. He also served as the league secretary to the AHL Board of Governors.

Mill's tenure in the AHL office came after he served as Assistant Director of Hockey Operations at the East Coast Hockey League (ECHL). Prior to joining the league's front office, Mill served as Assistant Coach and Director of Player/Community Relations for Tallahassee (ECHL) in 1996-97 after completing a four-year career as an ECHL goaltender (1992-96). He also served on the executive board of the Professional Hockey Players' Association.

Before joining the professional ranks, Mill, who was born in Detroit, Mich., and grew up in Hartford, Conn., played junior hockey for the renowned Springfield Olympics program in Springfield, Conn., and captained the varsity team at St. Anselm College in Manchester, N.H., where he earned MVP honors in 1992.

He and his wife, Cindy, have three daughters, Kyra, Kady and Ashley. The family resides in Eden Prairie.



HOCKEY OPERATIONS



MIKE YEO

Head Coach

Mike Yeo was named the Minnesota Wild's third Head Coach on June 17, 2011.

Yeo helped lead the Wild's primary affiliate, the Houston Aeros, to a 46-28-1-5 record and the Calder Cup Final in his first season as a Head Coach in 2010-11. The Aeros led the Western Conference and ranked third in the AHL with 46 regular season wins. Houston did not qualify for the playoffs in 2010. He is the youngest coach in the NHL.

Prior to being named the Aeros Head Coach, Yeo served as an Assistant Coach with the Pittsburgh Penguins (2005-10). During his tenure in Pittsburgh, the Penguins claimed the 2007-08 Atlantic Division title, advanced to the Stanley Cup Finals twice and won the 2009 Stanley Cup championship. He joined the Penguins coaching staff when Michel Therrien was named Head Coach on Dec. 15, 2005. During his first full season in 2006-07, Yeo helped the Penguins to a 47-point improvement from the previous season, the fourth-largest turnaround from one season to the next in NHL history. In his second season, he helped lead the Penguins to the Stanley Cup Final for the first time since the 1992 season. Yeo remained on staff in Pittsburgh during the 2008-09 season after Dan Bylsma replaced Therrien on Feb. 15, 2009, and the Penguins went on to win the Stanley Cup.

He began his coaching career as an Assistant Coach with the Penguins' top minor-league affiliate in Wilkes-Barre/Scranton (2000-05). Yeo helped the Penguins earn a Western Conference title (2001), an Eastern Conference title (2005) and two appearances in the Calder Cup Final (2001, 2004). In 2005, Wilkes-Barre set an AHL record for the best start to a season by boasting a 21-1-2-1 record with 15 straight road wins before Yeo was promoted to Pittsburgh.

The left wing played five seasons with the Aeros (1994-99) and accumulated 127 points (55-72=127) and 511 penalty minutes (PIM) in 317 games. The native of North Bay, Ont., served as captain of Houston's 1999 Turner Cup Championship team. He played 19 games for Wilkes-Barre/Scranton in 1999-2000 before suffering a career-ending knee injury.

Yeo and his wife, Tanya, have a daughter, Braeden, and a son, Tyler.



During Yeo's tenure in Pittsburgh, the Penguins claimed the 2007-08 Atlantic Division title, advanced to the Stanley Cup Finals twice and won the 2009 Stanley Cup championship.



HOCKEY OPERATIONS



YEO'S COACHING RECORD

YEAR	TEAM (LEAGUE)	REGULAR SEASON					PLAYOFFS				
		G	W	L	OT	PTS	PCT	G	W	L	PCT
2000-01	Wilkes-Barre/Scranton – Assistant Coach (AHL)	80	36	33	11	83	0.52	21	13	8	0.62
2001-02	Wilkes-Barre/Scranton – Assistant Coach (AHL)	80	20	44	16	56	0.35	-	-	-	-
2002-03	Wilkes-Barre/Scranton – Assistant Coach (AHL)	80	36	32	12	84	0.53	5	1	4	0.20
2003-04	Wilkes-Barre/Scranton – Assistant Coach (AHL)	80	34	28	18	86	0.54	24	12	12	0.50
2004-05	Wilkes-Barre/Scranton – Assistant Coach (AHL)	80	39	27	14	92	0.58	11	5	6	0.45
2005-06	Wilkes-Barre/Scranton – Assistant Coach (AHL)	80	51	18	11	113	0.71	11	4	7	0.36
2006-07	PITTSBURGH – Assistant Coach (NHL)	82	47	24	11	105	0.57	5	1	4	0.20
2007-08	PITTSBURGH – Assistant Coach (NHL)	82	47	27	8	102	0.57	20	14	6	0.70
2008-09	PITTSBURGH – Assistant Coach (NHL)	82	45	28	9	99	0.55	24	16	8	0.67
2009-10	PITTSBURGH – Assistant Coach (NHL)	82	47	28	7	101	0.57	13	7	6	0.54
2010-11	Houston – Head Coach (AHL)	80	46	28	6	98	0.61	24	14	10	0.58
Head Coach Total (AHL)		80	46	28	6	98	0.61	24	14	10	0.58
Assistant Coach Totals (AHL)		480	216	182	82	514	0.53	72	35	37	0.42
Assistant Coach Totals (NHL)		328	186	107	35	407	0.56	62	38	24	0.52



HOCKEY OPERATIONS



RICK WILSON

Assistant Coach

Rick Wilson begins his second season as an Assistant Coach with the Minnesota Wild after being named to the position on August 10, 2010.

Wilson spent the 2009-10 season as Associate Coach with the Tampa Bay Lightning. Prior to that, he served 16 seasons (1992-09) as an Assistant and Associate Coach with the Stars franchise, winning a Stanley Cup with Dallas in 1999. During his tenure with the club, Wilson helped lead the team to seven division titles, two Western Conference championships and two President's Trophies.

He served as Associate Coach for his final six seasons (2002-09) with the Stars, focusing on the team's defense and penalty kill. Under Wilson's guidance the Stars finished in the top three for fewest goals against in the NHL during the 2007-08, 2006-07, 2003-04 and 2002-

03 seasons. Before being named Associate Coach, Wilson held the position of Assistant Coach with the Stars for 10 seasons (1992-2002), joining the club for the 1992-93 campaign in Minnesota. He served as interim Head Coach for 32 games during the 2001-02 campaign, leading the Stars to a 13-11-7-1 record to close out the season.

Wilson joined the Stars after coaching in Los Angeles for three seasons (1989-92). He served as an Assistant Coach with the New York Islanders for one year (1988-89) and was also an assistant on Canada's National Junior Team that same year. Prior to his time with the Islanders, Wilson spent eight years (1980-88) with Prince Albert of the Western Hockey League where he helped lead the team to a Memorial Cup Championship in 1985. During his last two seasons in Prince Albert he served as Head Coach and General Manager. Wilson began his coaching career as an Assistant Coach with the University of North Dakota from 1978-80 and was part of the Fighting Sioux's 1980 NCAA championship team.

A native of Prince Albert, Sask., Wilson was drafted by Montreal with the 66th overall selection in the 1970 NHL Amateur Draft and spent four seasons (1973-77) in the NHL as a defenseman for Montreal, St. Louis, and Detroit. During his NHL career he amassed 32 points (6-26=32) in 239 games.

He and his wife, Carol, are the parents of four children: Landon, Brooke, Barrett, and Brittany. The family resides in Woodbury.



DARRYL SYDOR

Assistant Coach

Darryl Sydor enters his first season as the Wild's assistant coach.

Sydor served as an assistant coach for Mike Yeo with the Houston Aeros of the American Hockey League (AHL) in 2010-11. In his first season as a professional coach, the Aeros went 46-28-1-5 and advanced to the Calder Cup Final after not qualifying for the playoffs in 2010.

Sydor played 18 seasons in the NHL collecting 507 points (98-409=507) and 755 penalty minutes (PIM) in 1,291 games with Los Angeles, Dallas, Columbus, Tampa Bay, Pittsburgh and St. Louis. The defenseman recorded 56 points (9-47=56) in 155 playoff games and won a Stanley Cup with the Stars in 1999 and the Lightning in 2004.

The native of Edmonton, Alb., appeared in two NHL All-Star Games (1998, 1999) and retired following the 2009-10 season.

Sydor and his wife Sharlene have four children – twins Parker and Braden, and Dylan and Cooper.



HOCKEY OPERATIONS

DARBY HENDRICKSON

Assistant Coach

Darby Hendrickson is in his second season as an Assistant Coach with the Minnesota Wild after being named to the position on September 10, 2010.

Hendrickson was an original member of the Wild and one of the most popular players in team history, playing four seasons (2000-2004) and scoring the team's first goal at Xcel Energy Center on Oct. 11, 2000 vs. Philadelphia. The Richfield, Minn., native posted 60 points (29-31=60) in 182 regular season games with the Wild. He appeared in 17 playoff matches with Minnesota in 2003 and recorded five points (2-3=5) including the game-winning goal in Game Seven of the Western Conference Semifinal series at Vancouver. Hendrickson also skated with Toronto, the New York Islanders, Vancouver and Colorado, posting 129 points (65-64=129) in 518 NHL games in parts of 10 NHL seasons.

He played for the University of Minnesota for two seasons (1991-93) after earning the 1991 Minnesota Mr. Hockey Award while playing for Richfield High School and was a member of the 1994 United States Olympic Team. Hendrickson most recently served as a studio analyst for FOX Sports North and an analyst for KSTC-TV, Channel 45's coverage of the state high school hockey tournament, as well as a National Hockey League Players' Association (NHLPA) Northwest Division Representative.

He and his wife, Dana, are the parents of four children: Mason, Addison, Beckett and Rennick.




BOB MASON

Goaltending Coach

Bob Mason is in his 10th year as Goaltending Coach for the Minnesota Wild after being named to the position on September 14, 2002. He is responsible for working with goaltenders throughout the Wild organization. Under his tutelage, Wild goaltenders Niklas Backstrom (2007) and Dwayne Roloson (2004) won the Roger Crozier Saving Grace Award given annually to the goalie with the NHL's best save percentage. Backstrom (2009) and Roloson (2004) also represented Minnesota in the NHL All-Star Game. The Wild ranked first in the League in 2006-07 with a 2.20 GAA and a .922 save percentage and claimed the William Jennings Trophy as the team allowed a league-low 191 goals against.


Mason also served as a Goaltending Consultant for the Atlanta Thrashers during its first two seasons of existence from 1999-2001. Prior to joining the Thrashers, he spent three seasons with the University of Minnesota as a volunteer Goaltender Coach. Mason played parts of eight seasons in the National Hockey League (NHL) with the Washington Capitals, Chicago Blackhawks, Quebec Nordiques and Vancouver Canucks. He finished his NHL career with a 55-65-16 record and a 3.76 GAA in 145 games from 1984 to 1991. He also appeared in five Stanley Cup playoff games and posted a 2-3 record and a 1.95 GAA with Washington and Chicago. The native of International Falls, Minn., played two seasons at the University of Minnesota-Duluth and was a member of Team USA at the 1984 Olympics in Sarajevo, Yugoslavia.

Mason and his wife, Victoria, currently reside in Bloomington.





HOCKEY OPERATIONS



BLAIR MACKASEY

Director of Player Personnel

Blair Mackasey (pronounced MACK-uh-see) begins his second season as the Minnesota Wild's Director of Player Personnel. Mackasey was named to the position on July 19, 2010 after serving four seasons as Director of Professional Scouting for the Wild. He oversees all aspects of the club's professional scouting and performs special hockey operations assignments.

Mackasey joined the Wild from Hockey Canada, where he was named Head Scout in June of 2002 and was later named Director of Player Personnel in July of 2005. While with Hockey Canada, he was responsible for all player evaluation and player selections for Canada's National Junior Team Development and Selection Camps as well as Canada's Men's Under-18 Program. Mackasey also assisted Wayne Gretzky and Canada's management and coaching staff in player evaluations for Canada's 2006 Men's Olympic Hockey Team. During his four

seasons with Hockey Canada, he won back-to-back World Junior gold medals (2005 and 2006) and two silver medals (2003 and 2004), overseeing player selection and operations of Canada's National Junior Team at the IIHF World Junior Championship. Mackasey also won two gold medals with Canada's National Under-18 Summer Team at the Junior World Cup (2004, 2005), a silver medal with Canada's National Under-18 Team at the World Championship in April of 2005 and a gold medal in 2003.

Prior to joining Hockey Canada, he was a member of the Phoenix Coyotes' scouting staff for six seasons (1996-2002). Mackasey spent three seasons as a Head Coach in the Quebec Major Junior Hockey League with the Granby Bisons (1993-94) and the Drummondville Voltigeurs (1994-96). He also played minor league baseball in the Montreal Expos organization with the likes of Ellis Valentine and Gary Carter.

Mackasey and his wife, Debbie, have four children, Andrea, Blair Jr., Erin and Dave. The family resides in Beaconsfield, Que.



GUY LAPOINTE

Coordinator of Amateur Scouting

Guy Lapointe begins his 13th year as Coordinator of Amateur Scouting after joining the Minnesota Wild in September of 1999. Lapointe's role with the club focuses on scouting and evaluating talent in all amateur and professional leagues. He works closely with Assistant General Manager Brent Flahr and General Manager Chuck Fletcher. While working with the organization, Lapointe has aided in the selection of young players including Pierre-Marc Bouchard, Brent Burns, Cal Clutterbuck, Marian Gaborik, Mikko Koivu, Nick Schultz, Mikael Granlund and Jonas Brodin.

Lapointe joined the Wild staff after spending nine years (1990-99) with the Calgary Flames. He served as a Scout for the Flames for seven seasons (1990-95, 1997-99) and as an Assistant Coach for two seasons (1995-97). Prior to his tenure with Calgary, Lapointe held the position

of Assistant Coach for five seasons (1984-85, 1987-90) with the Quebec Nordiques (Colorado Avalanche). The Montreal native also served two seasons (1985-87) as General Manager and Head Coach of the Longueuil Chevaliers of the Quebec Major Junior Hockey League.

As a player, Lapointe played 16 NHL seasons (1968-84) and was a member of six Stanley Cup championship teams with the Montreal Canadiens. He also played a key role for Team Canada at the historic 1972 Summit Series against the Soviets, was a member of the 1976 Canada Cup championship team and represented the NHL in the 1979 Challenge Cup against the Soviets. The four-time NHL All-Star was elected to the Hockey Hall of Fame in 1993. He currently resides in St. Lazare, Que., with his wife, Louise. Lapointe has three grown children, Guy Jr., Stephanie and Jordan, and five grandchildren.



HOCKEY OPERATIONS

BRAD BOMBARDIR

Director of Player Development

Brad Bombardir begins his second season as the Minnesota Wild's Director of Player Development. Bombardir was named to the position on June 24, 2010. In this role, he is responsible for evaluating prospects in the Wild organization and implementing programs to help continue their development.

Bombardir also serves as Senior Director of Community Relations for the organization and serves in a wide variety of the organization's community partnership initiatives including the promotion and support of Minnesota Hockey, the Hobe Baker Foundation, the Boys and Girls High School Hockey Coaches Associations and the Minnesota Minute Men. Along with these responsibilities he represents the organization at various community events, is actively engaged in the charitable interests of the Minnesota Wild and is Vice Chair of the Minnesota Wild Foundation.

Bombardir was one of the most popular players in team history. He was acquired by Minnesota via a trade with the New Jersey Devils in June of 2000. The Powell River, B.C., native was a member of the franchise's inaugural team and played a total of 212 games in a Wild sweater. During his run in Minnesota, he was named the monthly captain a franchise-record seven times. Bombardir also played an active role in all of the team's community relations affairs making appearances at schools and hospitals, along with participating in the organization's charitable activities.

Originally drafted by the Devils in the third round of the 1990 NHL Entry Draft, Bombardir played 356 games during his eight years in the NHL with New Jersey, Minnesota and Nashville. He made his NHL debut with the Devils during the 1997-98 campaign, and captured a Stanley Cup championship in his third season with New Jersey in 1999-2000. Prior to reaching the NHL, Bombardir played four years of college hockey at North Dakota of the WCHA from 1990-94. He also spent three seasons (1994-1997) with Albany of the American Hockey League, and helped the River Rats win the 1995 Calder Cup.

He and his wife, Heather, reside with their three children in Woodbury.



SHEP HARDER

Director of Hockey Administration

Shep Harder, in his fifth season in the Wild hockey operations department, enters his third season as Director of Hockey Administration. He reports to General Manager Chuck Fletcher and supports the day-to-day operations of the Club. Harder's primary responsibilities include contract research and analysis, scouting and player evaluation, and salary cap analysis and management. He also maintains the Wild's video and statistical database systems and serves as a liaison to the NHL regarding certain matters pertaining to the Collective Bargaining Agreement.

Harder came to the Wild from the University of Massachusetts-Amherst, where he received dual Masters' degrees (MBA/MS) while also serving as the Graduate Assistant for the University of Massachusetts Minutemen of the Hockey East. Prior to pursuing his graduate studies, Harder worked in the private sector for an open outcry options trading firm before returning to hockey in 2003-04 season as an Assistant Coach at his undergraduate alma mater, Colgate University. From 2004-06, he also served as a goaltender coach and team leader at USA Hockey's U-20 National Junior Player Evaluation Camp in Lake Placid, NY.

The Wayzata, Minn., native played four seasons of NCAA Division I hockey at Colgate University between 1996-97 and 1999-2000. Following college, he split one season between the International Hockey League and the East Coast Hockey League.

Harder resides in Minneapolis.





HOCKEY OPERATIONS



JONAS PLUMB

Video Coordinator

Jonas Plumb enters his first season as the Wild's Video Coordinator.

Plumb most recently worked for Hockey Canada from 2010-11, preparing video for various men's and women's tournaments and working alongside Mark Messier and Guy Carbonneau. Plumb worked for Swedish Mens team during 2010 Winter Olympics, and the Washington Capitals in the 2008-09 season. Plumb has also spent time with the Western Hockey League's Vancouver Giants.



KIRK OLSON

Strength And Conditioning Coach

Kirk Olson begins his second stint as the Wild's Strength and Conditioning Coach. He is responsible for developing, implementing and executing all aspects of strength and conditioning throughout the Wild organization.

Olson previously served in the position for six seasons (2003-09). He has been coaching and training athletes for the past 16 years and has spent the last two seasons serving as the general manager of Total Hockey Minnesota in Lakeville, Minn. Olson was training athletes in a private capacity, focusing primarily on the development of hockey players before being hired by the Wild in 2003.

Olson spent three seasons with the National Football League's (NFL) Minnesota Vikings' Strength and Conditioning Staff. During his time with the Vikings, Olson also served as Head Strength and Conditioning Coach for the Amsterdam Admirals of NFL Europe.

In addition to his coaching endeavors, he has served as a consultant to several high school, college and university athletic programs. Olson is a graduate of the University of Minnesota and St. Cloud State University.



HOCKEY OPERATIONS

AMATEUR SCOUTS



Marc Chamard



Craig Channell



Paul Charles



Brian Fortin




Christopher Hamel



Brian Hunter



Marty Nanne



Frank Neal



Ernie Vargas



Darren Yopyk

EUROPEAN SCOUTS



Ricard Persson



Pavel Routa



Jamie Hislop



Chris Kelleher



Shawn Simpson

HOCKEY OPERATIONS STAFF



Cindy Sweiger
Hockey Operations
Administrator



TRAINING AND EQUIPMENT TEAM



TONY DaCOSTA

Head Equipment Manager

Tony DaCosta begins his 12th season as Head Equipment Manager for the Minnesota Wild. He oversees all of the club's equipment needs along with running the team's home dressing room at Xcel Energy Center.

Prior to joining the Wild, the Winnipeg, Manitoba native was a part of the Winnipeg/Phoenix Coyotes organization for more than 19 years. DaCosta started working for the Winnipeg Jets as a dressing room attendant and equipment manager for NHL teams visiting the Winnipeg Arena. He was promoted to Assistant Equipment Manager for the 1988-89 season. During that time, DaCosta gained invaluable knowledge and experience that helped him in his role as one of the Coyotes Equipment Managers, a position he held when the Jets moved to Phoenix in 1996. He also served as Equipment Manager for the NHL All-Star Games in 1998 (Vancouver)

and 2004 (Saint Paul) and held the same position with Team Canada at the 2001 World Championships in Germany and the 2009 World Championships in Switzerland.

He and his wife, June, have two daughters, Summer and Rylee and the family resides in Woodbury. DaCosta enjoys golfing, motorcycles and working out in his free time.



DON FULLER

Head Athletic Therapist

Don Fuller enters his 12th season as Head Athletic Therapist for the Minnesota Wild. He is responsible for the assessment and rehabilitation of all injuries, coordination of the Wild medical staff and administration of all therapy/medical procedures.

Fuller is a Certified Athletic Therapist in the Canadian Athletic Therapists' Association, a Certified Athletic Trainer in the National Athletic Trainers' Association and a nationally certified Emergency Medical Technician. He also is a member of the Minnesota Athletic Trainers' Association, Professional Hockey Athletic Trainers' Society and the National Registry of Emergency Medical Technicians.

The London, Ontario native served as a member of the Canadian National Men's Hockey Team at the 2006 (Latvia), 2002 (Sweden) and 2000 (Russia) World Championships. Fuller was also

the host therapist for the World Cup of Hockey played in Saint Paul in September of 2004. He has also held the position of Head Athletic Therapist for Canada's National Men's hockey team in 1999-2000. Prior to that, Fuller was the Head Athletic Therapist for the University of Victoria from 1994 to 1999. He also worked as a therapist for the Canadian medical team at the 1996 Summer Olympic Games in Atlanta. He was the Athletic Therapist for the Victoria Salsa of the British Columbia Junior Hockey League in 1998 and for the University of Toronto Varsity Blues men's hockey team in 1990-91.

Fuller received a Bachelor of Physical Education degree from McMaster University in 1989, a diploma in Sports Injury Management from Sheridan College in 1991 and spent three years studying at the Canadian College of Osteopathy (1997-99, 2004-05). Don also completed his EMT certification at Inverhills Community College in 2008.

He and his wife, Tina, have two daughters, Anna and Alison. The family resides in Forest Lake and enjoys spending time at their cabin in Duluth. Fuller enjoys fishing, hunting, playing hockey and serves as the assistant director for the Cadillac Water Ski School in Shawnigan Lake, B.C., during the off-season.



TRAINING AND EQUIPMENT TEAM

JOHN WORLEY

Assistant Athletic Trainer

John Worley is entering his third season as the Assistant Athletic Trainer for the Minnesota Wild. His responsibilities include assisting with player rehabilitation and the day-to-day medical needs of Wild players. Prior to joining the Wild, Worley served as Manager of Sports Medicine Services at the Rothman Institute Orthopaedics in Philadelphia, Pa., for five years.

Worley previously spent 16 years with the Philadelphia Flyers, including 10 seasons as Head Athletic Trainer. A native of Ridley Park, Pa., he graduated with a B.S. in Health and Physical Education with certification in Athletic Training from West Chester University in 1980.

Worley is a Certified Athletic Trainer through the National Athletic Trainers Association and is registered with the Minnesota Board of Medical Practice. He is a member of the Professional Hockey Athletic Trainers Society, and serves as the Assistant Western Conference representative to the Executive Board, as well as a professional member of the American College of Sports Medicine.

Worley and his wife, Tracey, have two daughters, Taylor and Morgan.



TRAVIS GREEN

Massage Therapist

Travis Green is entering his fourth year with the Minnesota Wild as the team's Massage Therapist. His primary responsibilities include providing manual therapies to players and staff in order to prevent injuries from occurring or to assist in the rehabilitative process. In addition to his role as massage therapist, he assists the medical staff as an athletic trainer. Prior to serving the Minnesota Wild in a full-time role, Green served as a part-time assistant athletic trainer/massage therapist during the 2007 Stanley Cup Playoffs and through the 2007-08 season.

In April, 2011 Green served USA Hockey as the Massage Therapist for the IIHF Women's World Championship in Zurich, Switzerland. In August, 2011 he served the USA Hockey woman's national team as the Head Athletic Trainer for the August Festival Camp in Blaine, MN and the 12 Nations Tournament in Vierumaki, Finland.

Green is a Minnesota native and 1997 graduate of Bethel University with a B.A. in Athletic Training as well as a double minor in Health and Physical Education. He is a Certified Athletic Trainer through the National Athletic Trainers Association and is registered with the Minnesota Board of Medical Practice. He is also a member of the Professional Hockey Athletic Trainers Society. In 2005, Green completed his therapeutic bodywork/massage therapy degree from CenterPoint Massage School in Minneapolis. Green is an ART (Active Release Techniques) Provider and was a Certified Strength and Conditioning Specialist through the National Strength and Conditioning Association over a span of 10 years.

Green resides in Cottage Grove and has two daughters, Sidney and Lauren, and son, Ryan. During the offseason Green enjoys mountain biking, hiking and camping along the shores of Lake Superior.





EQUIPMENT TEAM



RICK BRONWELL

Assistant Equipment Manager

Rick Bronwell enters his second season as Assistant Equipment Manager with the Minnesota Wild. He is responsible for assisting Minnesota's equipment needs both at home and on the road, as well as locker room set-up and equipment repair.

Bronwell is a certified member of the Athletic Equipment Managers Association and spent the previous three seasons (2007-10) as Assistant Equipment Manager for the San Jose Sharks. Prior to that post, Bronwell spent five seasons as Head Equipment Manager for the Houston Aeros of the AHL (2002-07). A member of the Aeros 2003 Calder Cup championship team, Bronwell also served as the Head Equipment Manager for Team Canada at the 2004 AHL All-Star Game. Before joining Houston, he was the Head Equipment Manager in 2001-02 for the Atlantic City Boardwalk Bullies of the ECHL. A native of Kansas City, Mo., Bronwell served as

the Assistant Equipment Manager for the Kansas City Blades of the International Hockey League from 1996-01 and served as a game night assistant on the staff from 1992-96.

He and his wife, Heather, have two daughters, Ashleigh and Addison.



MATT BENZ

Assistant Equipment Manager

Matt Benz begins his 10th season with the Minnesota Wild and eighth as Assistant Equipment Manager. His responsibilities include assisting Minnesota's equipment needs at home, handling equipment transportation to and from the airport for both the Wild and visiting team and taking care of the club's equipment needs for summer development camps and the Traverse City rookie tournament.

Benz² joined the Wild as a game night dressing room attendant in 2000-01 following a career in Sales and Marketing. The Saint Paul native attended Hill-Murray School in Maplewood and graduated from the University of St. Thomas.


He and his wife, Emily, have two daughters, Elena and Lily. Benz enjoys golfing and spending time with his family when he is not at the rink.



MEDICAL TEAM

SHELDON BURNS

Medical Director



Dr. Sheldon Burns begins his 12th year as Medical Director for the Minnesota Wild. His duties with the Wild include serving as Head Team Physician, coordinating medical care for players and staff and organizing the club's medical staff. Dr. Burns is a board certified specialist in Family Practice, Emergency Medicine and Sports Medicine.

Dr. Burns has served in official capacities at seven Olympic Games, two World Championships and three Goodwill Games, including working with the 1980 and 1984 Olympic hockey teams and the 1982 and 1983 United States World Championship hockey teams. He was the Team Physician for the 2008 United States Olympic Team in Beijing, China, and served in the same capacity for the United States at the 2004 Olympic Games in Athens, Greece. In 2007, Dr. Burns served as the Chief Medical Officer for the United States at the 24th International World University Games in Bangkok, Thailand, and was the Team Physician at the 2007 Tournament of Americas.

He also served as Deputy Commissioner of the International Olympic Committee's Medical Commission, which was responsible for all medical care at the Olympic Games in Atlanta, Sydney and Nagano. Dr. Burns is also the Medical Director of the NBA's Minnesota Timberwolves, the WNBA's Minnesota Lynx, the NLL's Minnesota Swarm and Team Physician for the NFL's Minnesota Vikings. His practice is at Edina Family Physicians.

Dr. Burns has lectured on sports medicine in Europe, Asia and North America and has been recognized nationally and internationally for his work. He is a Clinical Professor at the University of Minnesota medical school and is active in teaching sports medicine at the Minnesota Orthopedic Sports Medicine Institute and the TRIA Orthopaedic Center.

Born and raised in Grand Meadow, Minn. he received his undergraduate degree from Hamline University in Saint Paul and earned his medical degree in 1974 from the University of Minnesota Medical School.

JOEL BOYD

Orthopedic Surgeon



Dr. Joel L. Boyd is in his 12th year with the Minnesota Wild as Orthopedic Surgeon. In addition to his role with the Wild, he also serves as a Physician at TRIA Orthopaedic Center in Bloomington.

Dr. Boyd also serves as Team Physician for the NFL's Minnesota Vikings and is a United States Olympic Team Physician. He worked as an Olympic Team Physician for the United States men's and women's hockey teams in Nagano, Japan in 1998 and as a National Team Physician with USA Hockey at World Championships in Switzerland, Sweden and Germany. Dr. Boyd previously held the role of Co-Medical Director for the International Hockey League's (IHL) Minnesota Moose.

He completed his undergraduate work and received a Master of Science degree from Bucknell University and graduated from Temple University Medical School. Dr. Boyd completed his orthopedic training at the Cleveland Clinic Foundation and his fellowship training at the University of Western Ontario, Canada.



MEDICAL TEAM



DAN PETERSEN

Team Physician

Dr. Daniel Peterson is in his 11th year as a Team Physician for the Minnesota Wild. In addition to other associations, he is a member of the NHL Team Physician Society and the American Medical Society for Sports Medicine.

Dr. Peterson is a board certified specialist in Family Medicine and Sports Medicine. A native of Mt. Iron, Minn., Dr. Peterson served as a Team Physician at the 2004 World Cup of Hockey and the 2004 NHL All-Star Game. He has worked in the same role with Macalester College teams since 1996, the Minnesota Swarm since 2005, as well as at the World Figure Skating Championships, the Solheim Cup and US Women's Open golf tournaments, and numerous football, basketball and tennis events.

After graduating from the University of Minnesota Medical School, Dr. Peterson completed his family practice residency and a sports medicine fellowship at the Hennepin County Medical Center.

In addition to his role with the Wild, Dr. Peterson is a family practice physician at Edina Family Physicians, PA, and has been named one of America's Top Family Doctors the past three years (2008-10).

Dr. Peterson currently resides in Shoreview and has one son, Marc. His hobbies include water and downhill skiing, rock and mountain climbing and multiple other outdoor activities.



BRAD NELSON

Assistant Team Orthopedic Surgeon

Dr. Brad Nelson is in his third year with the Minnesota Wild as Assistant Team Orthopedic Surgeon, specializing in shoulder and knee surgery. In addition to his duties with the Wild, he is an Associate Professor of Orthopedic Surgery at the University of Minnesota and also works at TRIA Orthopedic Center in Bloomington.

Dr. Nelson has worked as the Team Physician for multiple USA Hockey teams and tournaments, including the U.S. National Team Development Program and the Under-18 World Championship camp. Over the past four years, he has also worked as the Team Physician for numerous sports teams at the University of Minnesota, including the men's and women's ice hockey programs.

A native of Appleton, Minn., Dr. Nelson graduated from the University of Minnesota Medical School and spent his residency at the University of Colorado. He went to the United States Military Academy for the West Point Sports Medicine Fellowship, where he was an Orthopedic Surgeon and Team Physician for the men's hockey, football, basketball and baseball teams.

Among other affiliations, Nelson is a member of the American Orthopedic Society for Sports Medicine and has written multiple research articles and book chapters.

Dr. Nelson and his wife, Terri, have four children, Hannah, Matt, Emma and Claire, and reside in Edina. He enjoys spending time with his family, playing hockey and golf and coaching youth hockey in his free time.



WILD STAFF



DEXTER ALBRECHT
New Business Development
Account Executive



MELISSA ALICEA
Box Office Manager,
Finance



DANIELLE ALLEN
Inside Sales



GLEN ANDRESEN
Managing Editor,
Wild.com



ANETTE ANDRUS
Marketing Manager



JORA BART
Manager, Public &
Media Relations SPAC



JUDY BARTOLETT
Box Office Supervisor



BRYAN BELLOWS
Senior Account Executive,
Corporate Partnerships



DIANE BENNIS
Manager,
Guest Relations



VANESSA BJERKE
Event Manager



MEAGHAN BOYLE
Coordinator,
Community Giving



LORI BRANDL
Receptionist,
317 on Rice Park



KIM BRUNKO
Senior Payroll Manager



JUSTIN CARLSON
Event Floor Manager



GABE CLENDENEN
Sales Manager,
Rivercentre



MATT CORDS
Director,
Customer Sales



NATALIE DILLON
Media Relations Intern



HANK DOLAN
Manager, Production
Facilities Operations



MIKE DOYLE
Website Content
Coordinator



CORY EFFERTZ
Senior Account Executive
New Business Development



WILD STAFF



SCOTT EICHSTADT
Assistant Operations
Manager



MARK FASCHING
Suite Sales Manager



JOE FERENS
Manager, Warehouse



REBECCA FINLAY
Lead Graphic Designer



SUSAN FORREST
Payroll Specialist




ZACH FOSTER
Event Manager



MATT FREIBERG
Director,
Retail Operations



MATT FUJINAKA
Senior Operations
Manager



ROGER GODIN
Team Curator



NELLIE GOSH
Marketing/Advertising &
Sales Coordinator



TIM GROTH
Minn. Wild Foundation
Development Specialist




RACHAEL HAAVE
Event Manager



HEIDI JO HANSEN
Ticket Operations
Coordinator



DEB HANSON
Administrative Assistant Brand
Marketing and Communications,
Corporate Partnerships, HR/Legal



KARA HANSON
Accounting Manager



JACOB HEBRINK
Fan Relations
Account Executive



MITCH HELGERSON
Director, Marketing
Intelligence



MAGGIE HOBBS
Risk Manager



SUSAN HUBBARD
Director, Sales, Booking
& Office Administration



BILL HUEPENBECKER
Senior Director, Plan-
ning and Public Affairs



WILD STAFF



JEFF HUNSAKER
Account Executive
Corporate Partnerships



STEPHANIE HUSEBY
Executive Assistant



EMILY IVERSEN
Inside Sales Manager



ALENA JASINSKI
New Business Development
Account Executive



RYAN JENSEN
Inside Sales



JON JOHANSEN
Box Office Supervisor



ANNA JOHNSON
Senior Activation
Specialist



COREY JOHNSON
Inside Sales



KERI JOHNSON
Senior Manager, Guest Service
& Premium Operations



RACHAEL JOHNSON
Director, Guest Service
& Suite Operations



MOLLY JUNGBAUER
Controller & Senior
Director, Finance



BJORN KADLEC
Database Marketing
Analyst



NATALIE KAESS
Fan Relations
Account Executive



JOSEPH KALAR
Community Relations
Intern



TIM KAUPPI
Staff Accountant



JEFF KLEIN
Senior Operations
Manager



JON KOEHLER
Event Manager



JESSICA KREBS
Activation Specialist



RYAN KRONEBUSCH
Premium Seating
Account Executive



LUKE KRUEGER
Assistant Operations
Manager



WILD STAFF



MAGGIE KUKAR
Manager, Broadcasting
and Production



SARAH LANG
Premium Seating AE



TRAVIS LARSON
Coordinator,
Ice Operations/Event Manager



BRANDON LATACK
Account Executive,
Corporate Partnerships



PAT LEALOS
Event Manager



PAUL LOOMIS
Manager,
Game Presentation



SUE LORENZ
Accounts Payable
Administrator



ADAM LUCHT
IT Generalist



MACKENZIE LUDOWESE
Fulfillment Coordinator



STEPHANIE LUNDQUIST
Accounting Associate



CHRIS MALEK
Group Sales



HOLLY MANTHEI
Manager,
Marketing eCommerce



MOLLY McCARDLE
Senior Manager,
Accounting Services



MIKE McDONOUGH
New Business Development
Account Executive



KELLY McGRATH
Director, Sales & Marketing,
Xcel Energy Center



ERICA MCKENZIE
Fan Relations
Account Executive



MADDIE McMANUS
Fan Relations
Account Executive



KRISTINA MEIER
Director,
Box Office Operations



JENNIFER MEYERS
Manager, Burnsville
Hockey Lodge Store



MATT MINNICHSOFFER
Manager,
Web and Creative Services



WILD STAFF



CHRISTINE MOORE
Receptionist,
317 on Rice Park



MELISSA ORREY
Human Resources
Generalist



BREE OSLIN
Coordinator,
Suite Service & Premium
Operations



TRACY PETERS
Manager, Guest Service
Administration



WAYNE PETERSEN
Director,
Events and Promotions



DUSTIN PETERSON
Coordinator,
Production Services



ELIZABETH PETERSON
Administrative
Assistant



RAE LYNN PETERSON
Coordinator, Hockey
Lodge Store



BRENDA REEVES
Accounting Associate,
Cash Management



ERIC REICHERT
Senior Sales Manager,
RiverCentre



KAREN REISINGER
Coordinator,
Group Sales



SHARON ROBERTS
Administrator
Special Projects



GARON ROWLAND
Manager, Suite Service and
Premium Operations



STEVE RUANE
Security



SCOTT SARKIS
Manager,
Retail Operations



MATT SAYRE
New Business
Development AE



MARGARET SCHLOESSER
Manager Maplewood Mall
Hockey Lodge Store



RACHEL SCHOLDT
Manager,
Community Giving



RYAN SCHOLDT
Guest Services Attendant,
317 on Rice Park



CHRISTIE SCHULTE
Manager Legal Services



WILD STAFF



WILL SCHULTZ
Group Sales



KATE SETLEY
Director, Event Management
& RiverCentre Marketing



ED SOUTER
Senior Manager,
Partnership Activation



JASON STERN
Group Sales Manager



MARK STOFFEL
Senior Director,
Operations



MARIA TROJE
Director,
Fan Relations



CHRIS TURNS
Director,
Ticket Operations



ZACH UPGREN
Inside Sales



CHRIS VANDERBEEK
Marketing/Game Ops
Intern



JIM VANEK
Coordinator,
Events & Promotions



KATIE VANNELLI
Graphic Designer



MICHAEL VENNERSTROM
Inside Sales



MIKE VEVEA
Helpdesk Manager



TAWNVA VIDNOVIC
Administrative Assistant
Customer Sales & Service



LINDSAY WEIER
Group Sales



TIM WOLFGARM
Senior Facility Manager



AMY WOOG-PATNODE
Executive Director,
Minn. Wild Foundation



JENNA ZANTER
Inside Sales



2011

2012

THE PLAYERS



EVERY PLAYER
EVERY SHIFT
EVERY FAN

32



NIKLAS BACKSTROM

GOALTENDER

Catches: Left
Ht: 6-2 • Wt: 194
Born: 2/13/78
Helsinki, Finland

VS. NHL

TEAM	GP	W-L-OT	GAA	SHO	SV%
ANA	11	7-4-0	2.42	1	.919
BOS	4	3-0-1	1.22	1	.955
BUF	1	0-0-1	3.93	0	.833
CAR	6	3-1-2	2.76	0	.910
CGY	28	12-7-5	1.84	4	.932
CHI	11	4-6-0	2.74	1	.917
CBJ	12	7-3-1	2.27	0	.919
COL	23	17-4-2	2.27	2	.924
DAL	14	4-6-4	2.74	0	.898
DET	10	1-4-3	3.24	0	.911
EDM	23	18-2-1	1.74	4	.935
FLA	4	3-0-1	1.96	0	.940
LA	13	5-4-3	2.24	2	.924
MIN	-	-	-	-	-
MTL	3	1-1-0	2.76	0	.910
NJ	3	0-2-1	3.87	0	.848
NSH	11	7-4-0	3.03	0	.903
NYI	5	4-1-0	2.50	0	.913
NYR	3	1-2-0	3.05	0	.888
OTT	2	0-1-0	4.20	0	.837
PHI	4	1-3-0	3.72	0	.865
PHX	16	10-6-0	2.02	3	.936
PIT	3	3-0-0	1.62	0	.949
SJ	16	4-9-3	3.03	1	.906
STL	12	6-6-0	2.65	1	.904
TB	6	4-1-1	1.79	1	.941
TOR	3	2-1-0	2.00	0	.929
VAN	27	11-10-5	2.52	1	.912
WSH	3	2-1-0	2.67	0	.895
WPG	4	1-2-1	2.95	0	.891

CAREER HIGHLIGHTS

Franchise's leader in wins (141), shutouts (22), home shutouts (15), shutout streak (157:44), games played (281), starts (272) and minutes played (16,191) and ranks second all-time on Wild list in GAA (2.42) and SV% (.917)...Since entering NHL in 2006, and among goals with 100 or more games played who have played all five seasons, ranks sixth in GAA, eighth in SV%, tied for eighth in shutouts and 11th in wins...Was a finalist for the Vezina Trophy in 2009...Has started 272 NHL games and has allowed two goals or less 150 times (55.1%) and allowed three goals or less 222 times (81.6%)...Is 117-16-17 when yielding two goals or less...Is 58-23-13 with a 2.11 GAA and a .925 SV% against Northwest Division...Owns a 91-41-23 record, a 2.25 GAA and a .918 SV% all-time at Xcel Energy Center...Won back-to-back Finnish League Championships in 2003-04 and 2004-05.

2010-11 HIGHLIGHTS

Was 22-23-5 with a 2.66 GAA and a .916 SV% in 51 games...Win total was the lowest of his career...Tied career-high with 47 saves in 3-2 loss at SJ (3/17)...Picked up assist and made 28 saves in 5-2 win vs. COL (3/8)...5-4-1 with a 1.69 GAA, a .940 SV% and one shutout in February (2nd in SV%, T-3rd in GAA)...Made 38 saves in 2-1 SO loss vs. DET (2/20)...Made 40 saves in 1-0 loss at PHX (2/5)...Taylor Pyatt goal 2:20 into third period stopped franchise record shutout streak at 157:44...Stopped 27 shots and all three shootout attempts in 1-0 win vs. LA (2/1)...Made 31 saves in 4-2 win at CHI (1/25)...Stopped all 37 shots faced in 6-0 win at CGY (1/19) after not playing in previous nine games...Stopped 62 of 64 shots faced in back-to-back wins against CGY (12/18, 12/20)...Made 37 saves in 4-1 win at TB (11/14)...Stopped all 36 shots faced in 1-0 win vs. SJ (11/2) for 20th career shutout...Made 34 saves and faced 10 power play chances in 4-2 win at EDM (10/21)...Missed four games with hip flexor strain (1/8-1/14).

2009-10 HIGHLIGHTS

Won 26 games, posting a 2.72 GAA, a .903 SV% and two shutouts in 60 games...Recorded second career assist vs. CGY (3/7)...Stopped 29 shots vs. VAN (1/13) to become franchise's all-time leader with 114 wins...Made 29 saves in 4-0 win at CGY (3/3)...Appeared in 200th NHL game vs. COL (12/21)...Won season-high four straight starts (12/9-12/17) stopping 95 of 98 shots faced for a 0.74 GAA and a .969 SV%...Recorded first shutout of the season in 22-save effort at COL (12/9)...Earned 66th career home win vs. NSH (12/2), most wins by goaltender at Xcel Energy Center in team history...Made 37 saves in 5-2 win at TOR (11/10) to record 100th career win...Missed five games with back injury (1/28-2/6), six games with groin injury (3/11-3/19).

2008-09 HIGHLIGHTS

Went 37-24-8 with 2.33 GAA and .923 SV% in 71 starts...Set franchise records for wins, games played, shutouts (eight), saves (1,900) and minutes played (4,088)...Ranked third in NHL in GAA, fourth in SV%, third in shutouts, fifth in wins, third in games played and second in saves...Started team-record 20 straight games 3/3-4/10 (9-6-4, 2.58 GAA, .918 SV%, two shutouts)...Made 31 saves in 3-0 win vs. EDM (3/22) for 16th career shutout and 12th at Xcel Energy Center - both team records...Posted 34 saves for new team-record sixth shutout vs. ANA (2/4)...Stopped 17 of 21 shots faced in second period of 2009 NHL All-Star Game...Franchise record shutout streak stopped at 149:19 at PHI (1/8)...Made 28 saves at BOS (1/6) to record back-to-back shutouts for second time in career...Stopped all 33 shots in 2-0 win at COL (1/4) - first shutout in franchise history against COL...Won back-to-back shutouts (11/15 vs. CBJ, 11/18 at PIT)...Had 18-decision unbeaten streak (13-0-5) snapped in 4-2 loss at DAL (10/29).

2007-08 HIGHLIGHTS

Ranked eighth in NHL in GAA (2.31) and tied for ninth in wins...7-0-4 in his last 11 decisions to tie his own team record for regulation unbeaten streak, with a 1.61 GAA and a .944 SV%...Went 6-0-0 in his last six home starts with a 0.83 GAA and a .970 SV%...Made 33 saves in 4-1 win at CBJ (2/2) to help Wild win both games in Columbus after winning just once at Nationwide Arena in previous six seasons...Saw the most shots in his career (51) and made the most saves (47) of his career vs. DET (12/22)...A 5-3 loss at CGY (10/24) marked first regulation loss in 19 starts (15-1-2) since a 3-0 loss vs. SJ (3/16/07)...Stopped 21 shots for second shutout in three games and third in a row vs. EDM in 2-0 win (10/10)...Made 27 saves for sixth NHL shutout in 1-0 win over CHI (10/4) in home opener...Missed two games with groin strain (10/28, 10/30)...Started all six games in Western Conference Quarterfinal series vs. Colorado stopping 153 of 170 shots faced for a 2.83 GAA and a .900 SV%...Made 44 saves in a 3-2 OT win in Game 3 at Pepsi Center (4/14).

2006-07 HIGHLIGHTS

Ranked first in the NHL with a 1.97 GAA and a .929 SV% in 41 games...Teamed with Manny Fernandez to win 2006-07 William Jennings Trophy as the Wild allowed a league-low 191 goals...Allowed three goals or less in 38 of his 41 appearances...Recorded back-to-back shutouts vs. EDM (4/3-4/5) and carried a shutout into the second period vs. STL (4/7) for a 142:47 shutout streak...Posted 1.53 GAA and .937 SV% during franchise-record seven-game winning streak (3/8-3/20) including one shutout...Named NHL's First Star of the Week on Feb. 26 after going 3-0-0 with a 1.62 GAA and .933 SV% in three starts and became the fifth player in team history to be recognized as Player of the Week...Notched first career NHL point with an assist at DAL (2/6)...Stopped all 28 shots faced to record first career shutout vs. PHX (11/24)...Made 25 saves for third straight relief win at NSH (11/16)...Made 35 saves in first NHL start, a 3-2 loss at ANA (11/12)...Became first goalie in the modern NHL era (since 1943) to post two career wins in zero career starts, stopping all 19 shots faced in relief vs. VAN (11/2)...Missed one game with a lower-body injury (3/1)...Posted a 2.22 GAA and a .924 SV% starting all five games in Western Conference Quarterfinal series vs. Anaheim stopping 134 of 145 shots faced...Made 32 saves in 2-1 loss at Anaheim (4/11) in NHL playoff debut.

2005-06 HIGHLIGHTS

Ranked first in the Finnish Elite League with a career-low 1.68 GAA and finished second with a .939 SV%.

BACKSTROM'S AMATEUR/INTERNATIONAL CAREER

SEASON	TEAM	LEAGUE	GP	REGULAR SEASON					PLAYOFFS					
				W	L	OT	GAA	SO	GP	W	L	GAA	SO	
1995-96	HIFK Helsinki	Fin-U18	12	-	-	-	3.77	-	-	-	-	-	-	-
1996-97	HIFK Helsinki Jr.	Fin-Jr.	21	-	-	-	2.75	-	-	-	-	-	-	-
	PiTa Helsinki	Fin-2	8	-	-	-	3.69	-	-	-	-	-	-	-
	HIFK Helsinki	Finland	2	0	0	0	5.85	0	-	-	-	-	-	-
1997-98	HIFK Helsinki Jr.	Fin-Jr.	14	7	7	0	2.98	-	-	-	-	-	-	-
	Hermes Kokkola	Fin-2	9	4	3	1	2.95	1	-	-	-	-	-	-
1998-99	HIFK Helsinki	Finland	16	9	5	1	1.69	1	-	-	-	-	-	-
	HIFK Helsinki Jr.	Fin-Jr.	15	7	7	1	3.01	1	-	-	-	-	-	-
1999-00	HIFK Helsinki	Finland	4	0	4	0	6.58	0	-	-	-	-	-	-
	FPS Forssa	Fin-2	22	13	8	1	2.27	1	-	-	-	-	-	-
2000-01	SaiPa	Finland	49	22	24	3	2.55	2	-	-	-	-	-	-
2001-02	AIK Solna	Sweden	40	-	-	-	3.05	1	-	-	-	-	-	-
	AIK Solan	Swe-Q	9	-	-	-	2.21	0	-	-	-	-	-	-
2002-03	Karpat Oulu	Finland	36	16	8	9	2.16	4	15	7	8	2.00	1	
2003-04	Karpat Oulu	Finland	43	24	8	0	2.03	7	15	9	6	2.33	1	
2004-05	Karpat Oulu	Finland	47	27	10	10	2.17	7	12	10	2	1.25	3	
2005-06	Karpat Oulu	Finland	51	32	9	10	1.68	10	4	3	1	1.84	0	
2007-08	Finland	Worlds	8	6	2	-	2.11	1	-	-	-	-	-	-
2009-10	Finland	Olympics	2	1	0	0	1.09	1	-	-	-	-	-	-

BACKSTROM'S PROFESSIONAL CAREER

SEASON	TEAM	LEAGUE	GP	W	L	OT	GA	GAA	SV	SV%	SO	MIN
2006-07	MINNESOTA	NHL	41	23	8	6	73	1.97	955	.929	5	2,226
2007-08	MINNESOTA	NHL	58	33	13	8	131	2.31	1,498	.920	4	3,408
2008-09	MINNESOTA	NHL	71	37	24	8	159	2.33	1,950	.923	8	4,088
2009-10	MINNESOTA	NHL	60	26	23	8	158	2.72	1,474	.903	2	3,489
2010-11	MINNESOTA	NHL	51	22	23	5	132	2.66	1,434	.916	3	2,978
WILD/NHL TOTALS			281	141	91	35	653	2.42	7,261	.918	22	16,190

BACKSTROM'S PROFESSIONAL POSTSEASON CAREER

SEASON	TEAM	LEAGUE	GP	W	L	GA	GAA	SV	SV%	SO	MIN
2006-07	MINNESOTA	NHL	5	1	4	11	2.22	134	.924	0	296
2007-08	MINNESOTA	NHL	6	2	4	17	2.83	153	.900	0	361
WILD/NHL TOTALS			11	3	8	28	2.55	287	.911	0	658

BACKSTROM'S NHL CAREER HIGHLIGHTS

Saves, Game: 47 – two times
Consecutive Starts: 20g – 3/3-4/10/09
Wins, Game: 51 – vs. DET, 12/22/07
Winning Streak: 7g – 3/8-3/22/07
Goals, Game: 7 – at COL, 11/27/10
Losing Streak: 3g – six times
Undef. Streak: 11g – two times
Winless Streak: 7g – 3/31-10/8/10
Shutouts: 22 – last, 2/1/11

2004-05 HIGHLIGHTS

Collected his third consecutive winning season for Karpat Oulu en route to leading them to their second consecutive Finnish Championship.

2003-04 HIGHLIGHTS

Was named the Finnish Elite League Goaltender of Year in his second season with Karpat Oulu...Was named Playoff MVP after returning from a knee injury and leading Karpat to the league Championship.

INTERNATIONAL HIGHLIGHTS

Appeared in two games for Finland's bronze medal team at 2010 Olympics going 1-0-0 with a 1.09 GAA, .952 SV% and one shutout...Made 24 saves in 5-0 win vs. Germany in only start...Was a member of Finland's silver medal team at the 2006 Winter Olympics and Finland's bronze medal team at the 2006 World Championship, but did not see action in either tournament...Appeared in five games with Finland at the 2005 and 2008 World Championships.

CAREER TRANSACTIONS

Signed by Minnesota as a free agent, June 1, 2006.


PERSONAL

Niklas Oskar Bäckström resides in Helsinki, Finland during the off-season...Nicknames are "Nik" and "Backy"...Enjoys playing tennis and golf, fishing, watching movies and listening to music in his free time...First job was as a warehouse worker...Would most like to meet James Hatfield and Bono...Lists the lakes as his favorite part of Minnesota...If not for hockey, would like to play soccer, his favorite non-hockey sport...Favorite meal is sushi...Lists "Entourage," "Deadliest Catch" and "Friends" as his favorite television shows.



Niklas Backstrom

96



PIERRE-MARC BOUCHARD

(B00-shahrd)

RIGHT WING

Shoots: Left

Ht: 5-11 • Wt: 171

Born: 4/27/84

Sherbrooke, Quebec

VS. NHL

TEAM	GP	G	A	PTS	+/-	PIM
ANA	24	9	8	17	7	8
BOS	7	1	6	7	1	2
BUF	7	0	5	5	-3	2
CAR	4	1	1	2	-1	2
CGY	36	2	14	16	-1	14
CHI	25	5	7	12	-3	10
CBJ	24	7	13	20	6	4
COL	43	9	13	22	-7	12
DAL	24	2	8	10	-7	12
DET	22	3	6	9	-8	2
EDM	38	10	28	38	17	12
FLA	5	0	2	2	-2	6
LA	24	2	11	13	3	2
MIN	-	-	-	-	-	-
MTL	6	0	4	4	-1	0
NJ	7	1	4	5	0	0
NSH	25	5	10	15	1	6
NYI	6	1	4	5	1	2
NYR	6	3	3	6	-1	0
OTT	6	1	6	7	1	2
PHI	5	0	1	1	-4	2
PHX	26	3	10	13	-4	12
PIT	7	0	4	4	2	0
SJ	24	4	8	12	8	6
STL	25	8	8	16	5	2
TB	7	3	3	6	-2	0
TOR	5	2	2	4	1	4
VAN	39	5	21	26	1	24
WSH	4	0	2	2	1	2
WPG	4	2	4	6	2	2

CAREER HIGHLIGHTS

Franchise's leader with 97 PPA...Ranks third on Wild's all-time roster with 216 assists, fourth with 305 points and 485 games played and fifth with 89 goals...Has registered 61 multi-point games in career, including four four-point games...Wild is 53-7-1 all-time when Bouchard has two or more points...Wild is 41-5-4 when Bouchard scores a goal dating to 12/23/06 and 16-1-0 all-time when he tallies three or more points...Was the second Wild rookie to post a point in a season-opening game (Marian Gaborik, 2000).

2010-11 HIGHLIGHTS

Recorded 38 points (12-26=38) in 59 games...Wild 9-1-2 when he scored a goal...Nominated for Bill Masterton Memorial Trophy by Twin Cities chapter of the Professional Hockey Writers' Association...Tied career-high with three assists and logged season-high 20:12 TOI at EDM (4/8)...Tallied a point in three straight games (2-1=3, 3/29-4/2)...Registered 300th career point with assist vs. EDM (3/31)...Recorded five points in four-game point streak (1-4=5, 3/2-3/8)...Collected GWG in 3-2 overtime win at ANA (2/25)...Fired season-high five shots at LA (2/24)...Recorded three points (1-2=3) and +3 rating vs. EDM (2/22)...Tallied GWG and assist at COL (2/3)...Notched deciding shootout goal in 1-0 win vs. LA (2/1)...Collected season-high three hits at CHI (1/25)...Tallied goal and 200th career assist at EDM (1/18)...Forced overtime and set up Barker's GWG vs. PHX (1/2)...Tallied a point in four straight games (1-3=4, 12/3-12/11)...Made 2010-11 debut vs. PHX (12/1)...Missed first 23 games of season with post concussion symptoms and 104 games total since skating in 09-10 season opener (10/3/09).

2009-10 HIGHLIGHTS

Limited to one game played due to a concussion, originally suffered 3/25/09 at NYI...Skated 10:44 in season-opener at CBJ (10/3).

2008-09 HIGHLIGHTS

Finished third on roster with 46 points (16-30=46) and tied for second with 30 assists...Fourteen of his 30 assists came on the PP...Was Wild's leading scorer (12/31-3/25) with 31 points (9-22=31)...Tallied goal and tied season-high +3 at SJ (3/5)...Scored GWG and added assist vs. DET (2/21)...Had nine points (3-6=9) in four-game point streak (1/27-2/4), tying team record for most points in four-game stretch...Tied career-high with three assists in 400th game, at VAN (1/31)...Recorded two goals, assist and +3 rating vs. TOR (1/27)...Totaled three points (1-2=3) vs. EDM (1/15)...Had an assist in four straight games (12/31-1/6)...Recorded six points in three-game point streak (3-3=6, 11/29-12/3)...Notched three points (2-1=3) vs. COL (12/1)...Missed three games with lower body injury (10/14-10/18), final eight games of regular season with concussion suffered 3/25 at NYI.

2007-08 HIGHLIGHTS

Recorded career-best 63 points (13-50=63) and career-high 34 PIM while skating in 81 games...Established new franchise mark with 50 assists...Ranked third on club with 15 multi-point contests including two three-point games and one four-point contest...Recorded an assist in three straight games (1-3=4, 10/24-10/28) and five of six overall (1-6=7, 10/16-10/28)...Notched six points (1-5=6) during four-game point streak (12/14-12/20)...Tied career-highs in goals (2), points (4) and plus-minus rating (+3) at VAN (1/21) while becoming second player in team history to reach 200 points...Skated a career-high 23:19 and picked up assist vs. NJ (3/13)...Recorded career-high five game assist streak (0-5=5, 3/6-3/15) tying team-high for the season...Notched an assist in eight of 10 contests (0-9=9, 2/27-3/17)...Collected two assists at CGY (3/22) to set franchise record for assists in a season (49) and collected his career-high 60th point...Scored GWG, also a PPG, and picked up first career fighting major vs. VAN (3/28)...Missed one game with flu (3/24)...Recorded GWG in 3-2 OT win in Game 3 of Western Conference Quarterfinals at COL (4/14).

2006-07 HIGHLIGHTS

Established career-highs in goals (20), games played (82) and plus-minus (+13)...One of four Wild players to appear in every game...Ranked second on team in assists, tied for third in scoring and third in plus/minus...Led team forwards with +13 rating and ranked tied for second on team with 16 multi-point games...Wild went 15-1-0 in games he scored multiple points...Tallied 24 power-play points (5-19=24)...Became the first player in franchise history to notch eight points (4-4=8) in three consecutive games (12/29-1/2)...Tied career high with four point (2-2=4) performance vs. ATL (1/2)...Potted 20th goal of season vs. STL (4/7) becoming the fifth player on the team to reach the 20-goal plateau (Demitra, Gaborik, Koivu, Rolston)...Notched first career playoff goal in Game 4 of Western Conference Quarterfinals vs. ANA (4/17).

2005-06 HIGHLIGHTS

Ranked second on the team in assists (42), third in points (59) and fifth in goals (17)...Notched eight multi-point games, each in Wild victories...Tallied three three-point games and two four-point games...Collected three assists in season opening win vs. CGY (10/5)...Scored first four goals of the season during four-game goal streak (10/12-10/19)...Converted on first career penalty shot attempt in win vs. VAN (10/12)...Notched first career four-point game with two goals and two assists at EDM (2/10)...Also set club record, scoring two goals in 16 seconds...Missed two games (1/7-1/9) due to a strained neck suffered vs. COL (1/5).

2004-05 HIGHLIGHTS

Tallied a team-leading 42 assists and 54 points for Houston...Led Aeros with 21 power-play assists, 28 power-play points and finished tied for the team lead with seven PPGs...Registered a team-best 14 multi-point games.

2003-04 HIGHLIGHTS

Became the third Wild player to participate in the NHL YoungStars Game (Marian Gaborik, 2002; Nick Schultz, 2003) during All-Star Weekend and the first Wild player to score a goal in the game...Missed eight games with left wrist injury (11/20-11/30).

2002-03 HIGHLIGHTS

Tallied three multi-point games...Finished tied for second among NHL rookies in PPGs (5) and tied for fifth in power play points (5-4=9)...Made NHL debut in season opener and notched an assist for first career point vs. BOS (10/11)...Netted his first career goal (PP, GWG) at SJ (11/9)...Registered one assist and two PIM in five playoff games as the lone rookie and the youngest player on the Wild's playoff roster...Made playoff debut in Game 3 of Western Conference Quarterfinals vs. COL (4/14)...Picked up first-ever playoff point with a power-play assist in Game 3 of the Western Conference Finals at ANA (5/16).

2001-02 HIGHLIGHTS

Led QMJHL in scoring with 140 points (46-94=140) in 69 games...Named league's Top Offensive Player and to the QMJHL First All-Star Team, and was chosen Canadian Hockey League Player of the Year.

BOUCHARD'S AMATEUR/INTERNATIONAL CAREER

SEASON	TEAM	LEAGUE	GP	REGULAR SEASON					PLAYOFFS								
				G	A	PTS	PIM	PP	SH	GW	S	%	BS	H	TOI	FO%	
1998-99	Mtl.-Bourassa	QAJHA	28	23	41	64	-	-	-	-	-	-	-	-	-	-	-
1999-00	Charles-Lemoyne	QAAA	42	28	45	74	20	9	4	8	12	6	-	-	-	-	-
2000-01	Chicoutimi	QMJHL	67	38	57	95	20	6	5	8	13	0	-	-	-	-	-
2001-02	Chicoutimi	QMJHL	69	46	94	140	54	4	2	3	5	4	-	-	-	-	-
2001-02	Canada	WJ-18	8	4	8	12	16	-	-	-	-	-	-	-	-	-	-
	Canada	U-17	5	2	6	8	4	-	-	-	-	-	-	-	-	-	-
2002-03	Canada	WJC	6	2	3	5	2	-	-	-	-	-	-	-	-	-	-

BOUCHARD'S PROFESSIONAL CAREER

SEASON	TEAM	LEAGUE	GP	G	A	PTS	+/-	PIM	PP	SH	GW	S	%	BS	H	TOI	FO%
2002-03	MINNESOTA	NHL	50	7	13	20	1	18	5	0	1	53	13.2	-	-	-	-
2003-04	MINNESOTA	NHL	61	4	18	22	-7	22	2	0	0	60	6.7	-	-	-	-
2004-05	Houston	AHL	67	12	42	54	-2	46	7	0	1	-	-	-	-	-	-
2005-06	MINNESOTA	NHL	80	17	42	59	3	28	7	0	3	118	14.4	80	17	15:15	46.7
2006-07	MINNESOTA	NHL	82	20	37	57	13	14	5	0	3	173	11.6	16	9	15:59	33.3
2007-08	MINNESOTA	NHL	81	13	50	63	11	34	6	0	4	129	10.1	15	10	16:50	50
2008-09	MINNESOTA	NHL	71	16	30	46	-5	20	2	0	1	142	11.3	12	7	16:58	47.9
2009-10	MINNESOTA	NHL	1	0	0	0	0	2	0	0	0	0	0.0	-	-	10:44	33.3
2010-11	MINNESOTA	NHL	59	12	26	38	-3	14	0	0	2	98	12.2	10	15	15:42	39.5
WILD/NHL TOTALS			485	89	216	305	13	152	27	0	14	773	11.5	139	65	14:51	42.7

BOUCHARD'S PROFESSIONAL POSTSEASON CAREER

YEAR	TEAM	LEAGUE	GP	G	A	PTS	+/-	PIM	PP	SH	GW	S	%	BS	H	TOI	FO%
2002-03	MINNESOTA	NHL	5	0	1	1	-1	2	0	0	0	8	0.0	-	-	13:15	-
2004-05	Houston	AHL	5	0	1	1	-4	0	0	0	0	-	-	-	-	-	-
2006-07	MINNESOTA	NHL	5	1	1	2	-3	0	0	0	0	2	50.0	0	0	14:48	50
2007-08	MINNESOTA	NHL	6	2	2	4	1	2	1	0	1	18	11.1	0	1	17:46	100
WILD/NHL TOTALS			16	3	4	7	-3	4	1	0	1	28	10.7	0	1	16:17	75

BOUCHARD'S NHL CAREER HIGHLIGHTS

Goals, Game: 2 – nine times

Assists, Game: 3 – eight times

Points, Game: 4 – four times

PIM, Game: 10 – vs. VAN, 3/28/08

+/-, Game: +3, eight times

TOI, Game: 23:19 vs. NJ, 3/13/08

Goal Streak: 4g – 10/12-10/19/05

Assist Streak: 5g – 3/6-3/15/08

Point Streak: 5g – 3/6-3/15/08

Career Hat Tricks: None

Career Shootout: 6-17

INTERNATIONAL HIGHLIGHTS

Led the Wild (12/1) to compete for Team Canada at the 2003 World Junior Championship where he picked up five points (2-3=5) in six games and earned a silver medal...Led Team Canada in scoring with four goals and eight assists in eight games at the 2002 World Under-18 Championship.

CAREER TRANSACTIONS

Selected by Minnesota in the first round (eighth overall) of the 2002 NHL Entry Draft.

INTERNATIONAL CAREER

Played with Finland at 2007 World Championships while earning a silver medal...Appeared in nine games with Finland at the 2006 World Championship and won a bronze medal...Finished the tournament with four points (2-2=4) including the GWG in preliminary round victory over Team USA...Captured silver medal at 2006 Olympics in Turin, Italy...Won silver medal with Finland at the 2004 World Cup of Hockey...Captured a silver medal at the 2001 World Junior Championship...Captained the Finnish under-18 team at the 2001 Under-18 World Championship and led club in scoring with five points (2-3=5) in six contests...Won a gold medal at the 2000 Under-18 World Championship and registered four assists in seven games.

CAREER TRANSACTIONS

Selected by Minnesota in the first round (eight overall) of the 2002 NHL Entry Draft.


PERSONAL

Pierre-Marc Bouchard is married and resides in Montreal in the offseason...Nickname is "Butch"...Enjoys playing golf, tennis and PlayStation 3 in his free time...Says "Madden 10" and "Tiger Woods" are his favorite video games...Lists his first NHL goal as his most memorable moment in hockey...Began playing hockey at age three and also participated in baseball, soccer and tennis as a youngster...Favorite food is steak and favorite Twin Cities restaurant is Manny's...Lists golf as his favorite sport and Roger Federer as his favorite athlete outside of hockey...Names "Prison Break" as his favorite television show...Enjoys crepes for breakfast...Names the Montreal Canadiens as his favorite team growing up and Wayne Gretzky as his favorite player.



Pierre-Marc Bouchard

21



KYLE BRODZIAK
(BROHD-zee-ak)
CENTER
Shoots: Right
Ht: 6-2 • Wt: 210
Born: 5/25/84
Saint Paul, Alberta

VS. NHL

TEAM	GP	G	A	PTS	+/-	PIM
ANA	16	4	3	7	3	4
BOS	3	0	1	1	0	4
BUF	3	0	0	0	-3	0
CAR	6	1	1	2	1	0
CGY	27	3	10	13	8	12
CHI	16	0	6	6	-5	4
CBJ	16	2	0	2	-8	4
COL	26	6	8	14	4	14
DAL	17	2	5	7	-5	4
DET	17	0	1	1	-6	8
EDM	12	3	4	7	10	18
FLA	4	0	0	0	0	0
LA	15	0	0	0	-2	6
MIN	16	3	3	6	1	2
MTL	4	1	1	2	-1	0
NJ	4	0	0	0	-2	0
NSH	17	0	2	2	-11	2
NYI	4	1	0	1	0	0
NYR	5	2	2	4	2	0
OTT	4	1	0	1	-1	0
PHI	5	1	2	3	4	2
PHX	17	4	7	11	2	4
PIT	5	2	4	6	5	0
SJ	17	6	2	8	-1	4
STL	19	2	3	5	-8	10
TB	6	0	2	2	-1	0
TOR	4	2	0	2	-1	0
VAN	24	5	7	12	1	34
WSH	4	0	3	3	2	2
WPG	4	0	0	0	-1	0

CAREER HIGHLIGHTS

Has collected 128 points (51-77=128) and 138 PIM in 337 games in parts of six seasons with Edmonton and Minnesota... Owns 27 career multi-point efforts.

2010-11 HIGHLIGHTS

Established career-highs in goals (16), points (37) and PIM (56)... Wild was 7-1-0 when he recorded multiple points and 10-3-0 when he scored a goal... Won 48.9% of faceoffs and averaged career-best 15:46 TOI... Logged career-high 23:30 TOI vs. DET (2/20)... Tallied three points (1-2=3) vs. ANA (2/18)... Notched four-game point streak (1-3=4, 2/9-2/15)... Collected five assists in three-game assist streak (1/16-1/19)... Recorded career-high three assists and +3 rating at CGY (1/19)... Skated in 300th NHL game at NSH (1/11)... Tallied two goals and won 11 of 14 faceoffs vs. SJ (12/30)... Recorded goal for 100th career point vs. CGY (12/20)... Won 12 of 17 faceoffs at ANA (12/12)... Registered career-high six shots at PHX (12/9)... Scored twice and had fighting major at COL (11/27)... Collected two goals at EDM (10/21)... Missed two games with flu (2/24, 2/25).

2009-10 HIGHLIGHTS

Set career-highs in games played (82), assists (23), and shots on goal (140) in first season with Minnesota... One of two players to appear in every Wild game (Brunette)... Notched GWG in overtime at PHI (3/25)... Tallied career-high three points (1-2=3) vs. VAN (2/14)... Won 16 of 20 faceoffs vs. EDM (2/4) and was +3... Had career-high five-game point streak (2-4=6, 1/5-1/13)... Minnesota went 4-1-0 in that span... Scored GWG and added assist vs. CGY (1/6)... Won 48.4% of faceoffs and averaged 15:19 TOI.

2008-09 HIGHLIGHTS

Recorded 27 points (11-16=27) and 21 PIM in 79 games... Ranked sixth on the club and set a career-high with +4 rating... Ranked fourth on the Oilers with three GWG... Added one PPG and one shorthanded marker... Averaged 12:43 TOI and won 51.6% of faceoffs.

2007-08 HIGHLIGHTS

Recorded 14 goals and 17 assists in 81 games... Ranked fifth on the Oilers in goals, including three GWG and one shorthanded tally... Won 51.5% of faceoffs.

2006-07 HIGHLIGHTS

Split the season between EDM and the Wilkes-Barre Penguins (AHL)... Skated in six games with the Oilers... Registered his first NHL goal and point vs. STL (3/17)... Skated in 62 games with Wilkes-Barre... Ranked second on club with 56 points (24-32=56)... Ranked second on team with +12 rating... Totaled five PPG and one shorthanded marker... Added six points (1-5=6) and 14 PIM in six playoff contests.

2005-06 HIGHLIGHTS

Split the season between EDM and the Iowa Stars (AHL)... Made his NHL debut at CGY (10/15)... Skated in 10 games, collecting 4 PIM and seven shots... Appeared in 55 games with Iowa... Collected 31 points (12-19=31), 41 PIM and a +7 ranking... Totaled four points (1-3=4) and two PIM in seven playoff games.

2004-05 HIGHLIGHTS

Played his first professional season with the Edmonton Roadrunners (AHL)... Totaled 32 points (6-26=32) and 49 PIM in 56 games.

BRODZIAK'S AMATEUR/INTERNATIONAL CAREER

SEASON	TEAM	LEAGUE	REGULAR SEASON					PLAYOFFS				
			GP	G	A	PTS	PIM	GP	G	A	PTS	PIM
1999-00	Ft. Saskatchewan	AMBHL	36	23	33	56	57	-	-	-	-	-
	Moose Jaw	WHL	2	0	0	0	0	-	-	-	-	
2000-01	Moose Jaw	WHL	57	2	8	10	49	3	0	0	0	0
2001-02	Moose Jaw	WHL	72	8	12	20	56	12	0	3	3	11
2002-03	Moose Jaw	WHL	72	32	30	62	84	13	5	3	8	16
2003-04	Moose Jaw	WHL	70	39	54	93	58	10	5	4	9	10

BRODZIAK'S PROFESSIONAL CAREER

SEASON	TEAM	LEAGUE	GP	G	A	PTS	+/-	PIM	PP	SH	GW	S	S%	BS	H	TOI	FO%
2004-05	Edmonton	AHL	56	6	26	32	1	49	1	0	0	-	-	-	-	-	-
2005-06	EDMONTON	NHL	10	0	0	0	-4	4	0	0	0	7	0.0	4	2	11:02	52.0
	Iowa	AHL	55	12	19	31	7	41	3	0	2	-	-	-	-	-	-
2006-07	EDMONTON	NHL	6	1	0	1	0	2	0	0	0	11	9.1	6	5	17:08	52.1
	W.B./Scranton	AHL	62	24	32	56	12	44	5	1	6	-	-	-	-	-	-
2007-08	EDMONTON	NHL	81	14	17	31	-6	33	0	1	3	125	11.2	38	40	12:55	51.5
2008-09	EDMONTON	NHL	79	11	16	27	4	21	1	1	3	99	11.1	55	60	12:43	51.6
2009-10	MINNESOTA	NHL	82	9	23	32	-3	22	0	0	3	140	6.4	52	69	15:19	48.4
2010-11	MINNESOTA	NHL	80	16	21	37	-4	56	2	1	1	126	12.7	55	52	15:46	48.9
WILD TOTALS			162	25	44	69	-7	78	2	1	4	266	9.4	107	121	15:33	48.6
NHL TOTALS			337	51	77	128	-13	138	3	3	10	508	10	210	228	14:09	50.7

BRODZIAK'S PROFESSIONAL POSTSEASON CAREER

YEAR	TEAM	LEAGUE	GP	G	A	PTS	+/-	PIM	PP	SH	GW	S	S%	BS	H	TOI	FO%
2005-06	Iowa	AHL	7	1	3	4	-1	2	0	0	1	-	-	-	-	-	-
2006-07	W.B./Scranton	AHL	11	1	5	6	-5	14	1	0	0	-	-	-	-	-	-
NHL TOTALS																	

NO NHL POSTSEASON EXPERIENCE

BRODZIAK'S NHL CAREER HIGHLIGHTS

Goals, Game: 2 – seven times

Assists, Game: 3 – at CGY, 1/19/11

Points, Game: 3 – three times

PIM, Game: 15 – at VAN, 2/6/08

+/-, Game: 4 – at WSH, 1/13/09

TOI, Game: 23:30 – vs. DET, 2/20/11

Goal Streak: 3g – 2/12-2/16/08

Assist Streak: 4g – 1/5-1/11/10

Point Streak: 5g – 1/5-1/13/10

Career Hat Tricks: None

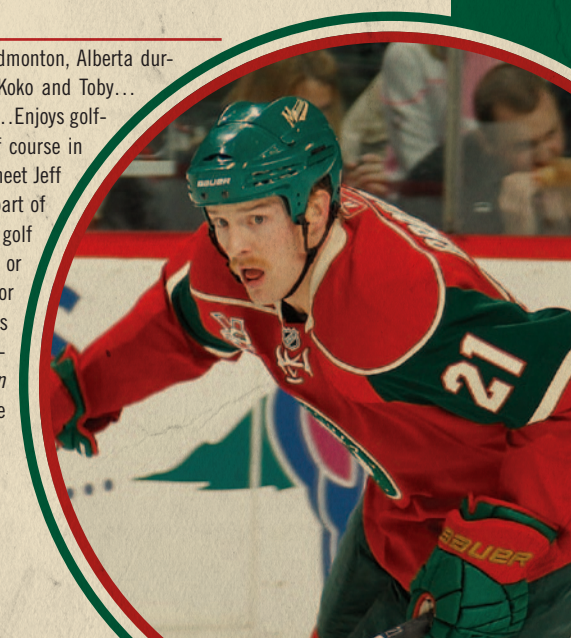
Career Shootout: 0-1

CAREER TRANSACTIONS

Acquired by Minnesota along with a sixth round pick in the 2009 NHL Entry Draft (Darcy Kuemper) from Edmonton in exchange for a fourth round pick (Kyle Bigos) and fifth round pick (Olivier Roy) in 2009 Entry Draft, June 27, 2009; Selected by Edmonton in the seventh round (214th overall) of the 2003 Entry Draft.

PERSONAL

Kyle Jeffrey Brodziak and his wife, Nicole, live in Edmonton, Alberta during the off-season with their son Lenny and dogs Koko and Toby... Nicknames are "Brody," "Brozzy," "Carl" and "Lyle"... Enjoys golfing and fishing in his free time... Worked at a golf course in maintenance as his first job... Would most like to meet Jeff Bridges... Lists the friendly people as his favorite part of Minnesota... Would like to play either baseball or golf if he wasn't playing hockey... Likes to listen to fast or heavy music before games... Has a hidden talent for bean bag (corn hole) and was the champion of his hometown... Lists steak and potatoes as his favorite meal... Favorite movie is *Shawshank Redemption* and favorite television shows are "Seinfeld" and "The Office."



Kyle Brodziak

22



CAL CLUTTERBUCK

RIGHT WING

Shoots: Right
Ht: 5-11 • Wt: 213
Born: 11/18/87
Welland, Ontario

VS. NHL

TEAM	GP	G	A	PTS	+/-	PIM
ANA	11	0	2	2	0	4
BOS	3	1	1	2	1	4
BUF	2	0	0	0	0	0
CAR	5	2	0	2	2	2
CGY	18	5	3	8	2	16
CHI	12	2	1	3	-3	6
CBJ	12	4	0	4	0	2
COL	16	1	4	5	-3	10
DAL	11	1	3	4	-2	12
DET	12	2	2	4	-4	12
EDM	17	1	3	4	5	34
FLA	2	1	0	1	-1	2
LA	12	1	2	3	-1	8
MIN	-	-	-	-	-	-
MTL	3	1	0	1	-5	12
NJ	3	1	0	1	-1	0
NSH	8	3	1	4	-1	2
NYI	4	0	0	0	-1	14
NYR	4	0	0	0	-1	7
OTT	3	0	0	0	-2	0
PHI	4	1	1	2	1	0
PHX	11	1	1	2	0	13
PIT	5	2	0	2	2	2
SJ	12	2	2	4	-4	4
STL	11	3	0	3	-1	13
TB	5	1	1	2	1	2
TOR	3	1	0	1	0	5
VAN	16	3	2	5	-2	19
WSH	3	3	0	3	0	0
WPG	2	0	1	1	0	2

CAREER HIGHLIGHTS

Has led the NHL in hits in each of the past three seasons...Notched 336 hits in 2010-11, 318 hits in 2009-10 and set the NHL record with 356 hits in 2008-09, breaking the previous record of 311 set by Dustin Brown in 2007-08...Has registered 73 points (43-30=73) and 207 PIM in 230 games with the Wild...Became fourth rookie to score at least 10 goals with Wild in a season in 2008-09.

2010-11 HIGHLIGHTS

Led NHL with 336 hits...Ranked second on the team with 19 goals and tied for second with 191 shots...Established new career-highs in goals, PPGs, GWGs, assists, points, shots and PIM...Wild was 13-3-2 when he scored a goal...Tied a career-high with 15 PIM at EDM (4/8)...Delivered his 1,000th career hit at STL (3/29)...Recorded seven hits at VAN (3/14) after missing previous four games with upper body injury...Registered two goals and seven hits at STL (2/11)...Tallied goal, assist and career-high +3 rating at CGY (1/19) in 20th NHL game...Recorded career-high three-game goal streak (3-1=4, 1/4-1/8)...Had goal, assist and eight hits at BOS (1/6)...Picked up career-high 12 hits vs. PHI (11/24)...Recorded GWG and eight hits at CBJ (11/6)...Notched eight hits, five blocked shots and goal vs. CGY (11/5)...Logged career-high 20:23 of ice time vs. SJ (11/2)...Missed one game with lower body injury (12/31), four games with upper body injury (3/6-3/11), one game with illness (4/7).

2009-10 HIGHLIGHTS

Led the NHL in hits with 318...Recorded 13 goals, eight assists and 21 points in 74 games...Led team with two SHGs...Notched 10 hits and a goal vs. SJ (4/2)...Owned four points (2-2=4) over four-game stretch (2/6-2/14)...Recorded his first career two-assist game at LA (12/28)...Recorded 10 hits and scored a goal at MTL (12/17)...Skated in 100th career NHL game at COL (11/28)...Scored his first career SHG and registered six shots vs. DAL (11/7)...Collected nine hits vs. NYR (10/30) and CHI (1/9)...Scored GWG in 3-2 OT win vs. CAR (10/24)...Missed five games with an ankle injury (10/14-10/23), two games with the flu (12/5-12/7), one game with leg injury (3/9).

2008-09 HIGHLIGHTS

Led Wild in rookie scoring with 18 points (11-7=18), set NHL record with 356 hits and finished tied for second on Wild roster with 76 PIM...Tied rookie record appearing in 78 games (James Sheppard, 2007-08)...Scored empty-net goal vs. NSH (4/10), his third goal and fourth point in four games...Notched six hits and eight shots vs. DAL (4/7)...Tallied goal and assist at DET (4/5)...Registered seven hits at NYI (3/25) to break NHL record for hits in a season...Was even or better in 17 games (+6 in that span - 12/23-2/4)...Recorded goal, fight and nine hits vs. TOR (1/27)...Scored first GWG and added five hits vs. EDM (1/15)...Tallied goal and assist vs. PHX (1/13)...Scored first two NHL goals and had four hits vs. WSH (11/24)...Recalled from AHL Houston (10/16) and made season debut that night at FLA.

2007-08 HIGHLIGHTS

Skated in 73 games with Houston (AHL) and totaled 24 points (11-13=24) and 97 PIM...Did not register a point in five playoff games with Houston...Tallied goal in his first professional game, season opener vs. CHI (10/6)...Recalled by Minnesota (10/23) after playing only five pro games, all with Houston...Appeared in two NHL contests...Made NHL debut at COL (10/28) and also skated vs. PIT (10/30).

2006-07 HIGHLIGHTS

Turned in OHL career-best marks in points with 89 (35-54=89) and PIM (153) for Oshawa...His 54 assists were second-most on the team...Led Oshawa with six SHGs while tallying 19 PPGs...Signed a contract with the Minnesota Wild on May 27, 2007.

CLUTTERBUCK'S AMATEUR/INTERNATIONAL CAREER

SEASON	TEAM	LEAGUE	REGULAR SEASON					PLAYOFFS				
			GP	G	A	PTS	PIM	GP	G	A	PTS	PIM
2004-05	St. Michael's	OHL	38	10	6	16	55	-	-	-	-	-
	Oshawa	OHL	27	9	9	18	42	-	-	-	-	-
2005-06	Oshawa	OHL	66	35	33	68	139	6	2	2	4	8
2006-07	Oshawa	OHL	65	35	54	89	153	9	8	5	13	21
2010-11	Canada	Worlds	7	0	1	1	4	-	-	-	-	-

CLUTTERBUCK'S PROFESSIONAL CAREER

SEASON	TEAM	LEAGUE	GP	G	A	PTS	+/-	PIM	PP	SH	GW	S	S%	BS	H	TOI	FO%
2007-08	Houston	AHL	73	11	13	24	1	97	4	2	-	-	-	-	-	-	-
	MINNESOTA	NHL	2	0	0	0	0	0	0	0	0	0	0.0	1	4	7:05	100
2008-09	Houston	AHL	2	0	0	0	0	0	0	0	-	-	-	-	-	-	-
	MINNESOTA	NHL	78	11	7	18	-5	76	1	0	1	136	8.1	39	356	13:00	11.8
2009-10	MINNESOTA	NHL	74	13	8	21	-8	52	1	2	1	136	9.6	29	318	14:16	30
2010-11	MINNESOTA	NHL	76	19	15	34	-5	79	4	0	3	191	9.9	32	336	15:50	27.3
WILD/NHL TOTALS			230	43	30	73	-18	207	6	2	5	463	9.3	101	1014	12:33	42.27

CLUTTERBUCK'S PROFESSIONAL POSTSEASON CAREER

YEAR	TEAM	LEAGUE	GP	G	A	PTS	+/-	PIM	PP	SH	GW	S	S%	BS	H	TOI	FO%
2007-08	Houston	AHL	5	0	0	0	-3	14	0	0	-	-	-	-	-	-	-
WILD/NHL TOTALS			NO NHL POSTSEASON EXPERIENCE														

CLUTTERBUCK'S NHL CAREER HIGHLIGHTS

Goals, Game: 2 – two times
Assists, Game: 2 – at LA, 12/28/09
Points, Game: 2 – nine times
PIM, Game: 15 – two times
+/-, Game: 3 – at CGY, 1/19/11
TOI, Game: 20:23 – vs. SJ, 11/2/10
Goal Streak: 3g – 1/4-1/8/11
Assist Streak: 2g – five times
Point Streak: 4g – 2/9-2/15/11
Career Hat Tricks: None
Career Shootout: 0-2

2005-06 HIGHLIGHTS

Finished his first full season with Oshawa, as the team's third-best point-scorer with 68 (35-33=68) and second-best goal scorer (35).

INTERNATIONAL HIGHLIGHTS

Tallied one assist in seven games as a member of Team Canada at 2011 World Championship...Was a member of Team Canada at the 2005 World Under-18 Championship...Recorded two points (1-1=2) in six games as Canada claimed silver medal...Was a member of Team Canada at the 2004 Under-18 Junior World Cup.

CAREER TRANSACTIONS

Selected by Minnesota in the third round (72nd overall) of the 2006 NHL Entry Draft.

PERSONAL

Clutterbuck is married and resides in Welland, Ont. in the offseason... Nicknames are "Clutts" or "Clutter"...Enjoys playing golf, PlayStation 3 and drawing when he is not playing hockey...Lists scoring his first NHL goal as his most memorable moment in hockey... Says his parents, Joe Sakic and Steve Yzerman are the people that most inspired his hockey career...Lists Jason Bateman as the person he would most like to meet...Says Xcel Energy Center is his favorite part of Minnesota...Favorite Twin Cities restaurant is Manny's...Lists "Dexter" as his favorite television show and *The Hangover* as his favorite movie...Says Vancouver is the team he most enjoys playing and hitting is his favorite part of hockey... Baseball is his favorite sport outside of hockey and Cal Ripken, Jr. is his favorite athlete.



Cal Clutterbuck

7



**MATT
CULLEN**

CENTER

Shoots: Left

Ht: 6-1 • Wt: 200

Born: 11/2/76

Moorhead, Minnesota

VS. NHL

TEAM	GP	G	A	PTS	+/-	PIM
ANA	10	3	2	5	4	2
BOS	29	10	7	17	10	4
BUF	35	1	8	9	-18	20
CAR	22	3	8	11	-2	14
CGY	32	2	16	18	-4	6
CHI	32	8	11	19	8	22
CBJ	19	3	9	12	-2	0
COL	33	11	13	24	-3	6
DAL	39	10	11	21	1	10
DET	31	3	5	8	-1	22
EDM	34	8	8	16	0	10
FLA	40	10	16	26	1	12
LA	36	5	15	20	2	20
MIN	17	2	4	6	-5	4
MTL	32	11	12	23	4	18
NJ	31	2	6	8	-4	14
NSH	25	5	9	14	-2	18
NYI	32	10	12	22	3	10
NYR	30	4	11	15	6	18
OTT	29	5	8	13	-9	16
PHI	40	11	14	25	0	20
PHX	35	5	15	20	0	12
PIT	34	9	15	24	7	22
SJ	37	9	8	17	-10	22
STL	33	3	6	9	-18	26
TB	49	7	16	23	-1	28
TOR	32	5	11	16	-2	16
VAN	32	2	8	10	-14	8
WSH	43	9	19	28	1	14
WPG	35	5	16	21	-1	12

CAREER HIGHLIGHTS

Has tallied 500 points (181-319=500) in 958 games in 13 NHL seasons with Anaheim, Florida, Carolina, New York Rangers, Ottawa and Minnesota...Owns 95 career multi-point games (71-13-11)...Member of Carolina Hurricanes 2006 Stanley Cup Championship team...Sixth native Minnesotan to score a goal for the Wild...Played two seasons at St. Cloud State (1995-97)...Named AP Minnesota High School Hockey Player of the Year in 1995 after scoring 89 points (47-42=89) in 28 games for Moorhead High School.

2010-11 HIGHLIGHTS

Ranked fifth on team in scoring with 39 points (12-27=39) in 78 games...Led team with 56.1 FO%...Seventh consecutive season faceoff percentage was over 50%...Tied for fifth in NHL with career-high four SHG...Recorded 500th career point with assist vs. EDM (3/31)...Notched seven points (2-5=7) during five-game point streak (1/16-1/25)...Recorded SHG, assist and +3 rating vs. VAN (1/16)...Collected season-high two goals and three points (2-1=3) at COL (12/23)...Skated in 900th NHL game vs. PHI (11/24)...Notched 300th career assist vs. CGY (11/5)...Recorded seven points (2-5=7) in four game point streak (10/14-10/21), including three straight multi-point efforts (10/14-10/19)...Tallied goal and assist, won 17 of 25 faceoffs and skated season-high 23:32 vs. CAR (10/7)...Missed three games with groin injury (12/11-12/16), one game with upper body injury (2/5).

2009-10 HIGHLIGHTS

Tallied 48 points (16-32=48) in 81 games with Carolina and Ottawa...Averaged career best 18:45 in TOI...Recorded 40 points (12-28=40) in 60 games with Hurricanes before being traded to Senators on Feb. 12...Notched eight points (4-4=8) in 21 games with Ottawa...Registered a season high three points (1-2=3) vs. FLA (2/9)...Won 19 of 24 faceoffs taken vs. COL (1/8) to tie career high in faceoffs won...Logged career-high 25:58 TOI vs. PHI (12/26)...Recorded a five-game point streak (3-2=5) from 11/25-12/5...Played in 800th career NHL game vs. PHI (10/2)...Posted three multi-point efforts and tied for team lead with three goals and eight points in six playoff games with Ottawa...Led forwards in TOI at 23:14...Collected three points (1-2=3) in Game 4 loss vs. PIT (4/20).

2008-09 HIGHLIGHTS

Reached the 20-goal mark for the second time in his career...Led team in shooting percentage (15.8%), ranked tied for third in plus/minus (+11) and fourth in goals (22)...Had assists in seven of his last 10 games played (3-9=12, 3/3-3/21)...Had 30 points (13-17=30) in his last 30 games played (1/15-3/21)...Earned his first career NHL hat trick with three goals and earned a +3 rating vs. COL (2/22)...The second goal marked his 400th career NHL point...Recorded his first career penalty-shot goal at SJ (2/5)...Missed 13 games due to injury (leg: 11/2-11/9; lower body: 3/23-4/11)...Notched six points (3-3=6) in 18 playoff games...Notched shorthanded goal in Game 2 of Eastern Conference Semifinal at BOS (5/3).

2007-08 HIGHLIGHTS

Ranked tied for second on the team in assists (36), third in power-play goals (8) and fourth on the team in power-play assists (15) and power-play points (23)...Established a career high in assists (36) and matched his career-high in points (49)...Assisted on a shorthanded goal before leaving the game after

a hit resulted in a broken nose at NYR (12/26)...Assisted on a goal to match a Hurricanes record (since relocation in 1997-98) when he picked up an assist in his eighth consecutive game vs. TB (11/18)...Missed 23 games due to a head injury.

2006-07 HIGHLIGHTS

Recorded 41 points (16-25=41) in 80 games with the Rangers...Established career-highs in penalty minutes (52) and shots on goal (217)...Led the team and tied for fifth in the NHL with five shorthanded points...Tied for first on the team and tied for 10th in the league with three SHG...Tied for second on the team and tied for 13th in the league with two shootout game-deciding goals...Tied for 14th among NHL centers with a 54.6 FO%...Registered his 200th career assist vs. PHI (3/22)...Missed two games due to a sprained knee suffered at TOR (12/16)...Tallied four points (1-3=4) in 10 playoff games...Recorded GWG in series clinching win in Game 4 of Eastern Conference Quarterfinal vs. ATL (4/18).

2005-06 HIGHLIGHTS

Established single-season highs in goals (25) and points (25-24=49), skated in 78 regular-season games and helped Carolina to a Stanley Cup title...Carolina was 17-1-4 when he scored a goal...Reached the 20-goal mark for the first time in his career with the game-winner at ATL (1/26)...Posted a career-high, four-game goal-scoring streak from 10/22-10/28, notching five goals over the span...Missed four games with a fractured jaw after being placed on IR on 1/28...Skated in 25 postseason contests, helping Carolina capture the Stanley Cup...Tied for third among Hurricanes and tied for sixth in the NHL in playoff scoring with 18 points (4-14=18)...Ranked third on the team and fourth in the NHL in playoff assists (14)...Scored his first career playoff goal in Game 1 of the Conference Quarterfinals vs. MTL (4/22)...Notched GWG in Game 5 vs. MTL (4/30)...Recorded three assists in Game 2 of Stanley Cup Finals vs. EDM (6/7)...Earned an assist on first two Hurricanes goals in 3-1 victory in Game 7 of the Stanley Cup Finals vs. EDM (6/19).

2004-05 HIGHLIGHTS

Played in 36 regular-season games with Cortina of the Italian league...Led league with 27 goals and ranked second with 60 points...Scored 22 points (8-14=22) in 18 games as Cortina fell in the league championship series to Milan.

2003-04 HIGHLIGHTS

Tallied 19 points (6-13=19) and 24 PIM in 56 games...Missed 23 games due to sports hernia (10/15-11/29).

2002-03 HIGHLIGHTS

Tallied 33 points (13-20=33) and 34 PIM in 80 games, splitting the season between Anaheim and Florida...Posted four assists, setting career-high for assists in a game and tying career single-game mark for points vs. PIT (12/15).

2001-02 HIGHLIGHTS

Led Anaheim in assists (30), ranked second in points (48) and third in goals (18)...Had his first three NHL multi-goal games (all two-goal games)...Set a single-game Anaheim club record for FO% among players with at least 10 draws at 91 percent (11-of-12) vs. CAR (2/8).

2000-01 HIGHLIGHTS

Appeared in all 82 games registering 40 points (10-30=40) for Anaheim.



Matt Cullen



1999-00 HIGHLIGHTS

Established single-game career highs for points, and plus/minus with four points (1-3=4) and a (+4) rating at WSH (10/19).

1998-99 HIGHLIGHTS

Made NHL playoff debut at DET (4/21) in Game 1 of the Western Conference Quarterfinals...Saw action in four postseason games.

1997-98 HIGHLIGHTS

Among NHL rookie leaders, ranked tied for eighth in points (27) and fourth in assists (21)... His 27 points were the second most by a rookie in club history (Kariya, 39 points in 1994-95)...Scored his first NHL goal vs. FLA (1/21) (Weekes)...Made NHL debut at TOR (10/28)...Set a Cincinnati (AHL) club record with an eight-game goal streak (1/6 - 2/14)...All eight games were also multi-point efforts (12-7=19)...Named PlanetUSA MVP of the AHL All-Star game, scoring two goals in the contest.

1996-97 HIGHLIGHTS

Selected as a first-team WCHA All-Star and named to the WCHA All-Academic Team while playing for St. Cloud State...Signed an entry level contract with Anaheim on April 4, 1997, and was assigned to Baltimore (AHL)...Recorded an assist in his first game as a professional with the Bandits (4/4 vs. St. John's).

1995-96 HIGHLIGHTS

Named to the WCHA All-Rookie Team...Led St. Cloud State in scoring with 41 points (12- 29=41) in 39 games...Scored five points in his first collegiate game...Selected to play for the 1996 U.S. National Team, which competed in the World Junior Hockey Championships and scored four points (3-1=4).

1993-95 HIGHLIGHTS

Named AP High School Player of the Year in 1995, scoring 89 points (47-42=89) in 28 games at Moorhead...Also named to the Minnesota All-State Teams in 1993-95...Participated in the U.S. Olympic Festival in 1995, playing in all four games and scoring two points (0-2-2).

INTERNATIONAL HIGHLIGHTS

Was a member of the "taxi squad" for the U.S. Olympic team at 2006 Winter Olympic Games...Tallied two points (1-1=2) in six games with Team USA at the 2003 World Championship in Finland...Played with Team USA at the 1999 World Championship, in Norway and scored seven points (1-6=7) in six games, good for second on the team...Competed at the 1998 World Championship in Switzerland for the U.S and tied for second on the team in scoring with three points (2-1=3) in six games.

CAREER TRANSACTIONS

Signed by Minnesota as a free agent, July 1, 2010; Acquired by Ottawa from Carolina in exchange for Alexandre Picard and a second round pick in the 2010 NHL Entry Draft, Feb. 12, 2010; Acquired by Carolina from N.Y. Rangers in exchange for Andrew Hutchinson, Joe Barnes and a third round pick in the 2008 NHL Entry Draft; Signed by N.Y. Rangers as a free agent, July 1, 2006; Signed by Carolina as a free agent, Aug. 5, 2004; Acquired by Florida along with Pavel Trnka and a fourth round pick in the 2003 NHL Entry Draft (James Pemberton) from Anaheim in exchange for Sandis Ozolinsh and Lance Ward, Jan. 30, 2003; Selected by Anaheim in the second round (35th overall) of the 1996 NHL Entry Draft.

PERSONAL

Matthew David Cullen and his wife, Bridget, have three sons: Brooks, Wyatt, and Joey, and reside in Moorhead, Minn. in the offseason...Nickname is "Cully"...Comes from a big hockey family as his brother Mark plays in the Florida Panthers organization and his other brother Joe plays professionally in Europe...Enjoys golfing, fishing, and hunting in his free time...Most memorable moment in hockey is winning the 2006 Stanley Cup in Game 7 in Carolina...Most memorable moments outside of hockey are the births of his children...Says his dad and mom inspired his career...Favorite part of hockey is play-

CULLEN'S AMATEUR/INTERNATIONAL CAREER

SEASON	TEAM	LEAGUE	REGULAR SEASON					PLAYOFFS				
			GP	G	A	PTS	PIM	GP	G	A	PTS	PIM
1994-95	Moorhead	HS-MN	28	47	42	89	78	-	-	-	-	-
1995-96	St. Cloud	WCHA	39	12	29	41	28	-	-	-	-	-
	United States	WJC	6	3	1	4	0	-	-	-	-	-
1996-97	St. Cloud	WCHA	36	15	30	45	70	-	-	-	-	-
1997-98	United States	Worlds	6	2	1	3	-	-	-	-	-	-
1998-99	United States	Worlds	6	1	6	7	4	-	-	-	-	-
2002-03	United States	Worlds	6	1	1	2	2	-	-	-	-	-
2003-04	United States	Worlds	9	2	4	6	4	-	-	-	-	-
2004-05	SG Cortina	Italy	36	27	33	60	64	-	-	-	-	-
2005-06	United States	Olympics						-	-	-	-	-

CULLEN'S PROFESSIONAL CAREER

SEASON	TEAM	LEAGUE	GP	G	A	PTS	+/-	PIM	PP	SH	GW	S	S%	BS	H	TOI	FO%
1996-97	Baltimore	AHL	6	3	3	6	-	7	-	-	-	-	-	-	-	-	-
1997-98	Cincinnati	AHL	18	15	12	27	12	2	3	1	2	48	31.3	-	-	-	-
	ANAHEIM	NHL	61	6	21	27	-4	23	2	0	0	75	8.0	-	-	-	-
1998-99	Cincinnati	AHL	3	1	2	3	1	8	0	0	0	8	12.5	-	-	-	-
	ANAHEIM	NHL	75	11	14	25	-12	47	5	1	1	112	9.8	-	-	-	-
1999-00	ANAHEIM	NHL	80	13	26	39	5	24	1	0	1	137	9.5	-	-	-	-
2000-01	ANAHEIM	NHL	82	10	30	40	-23	38	4	0	1	159	6.3	-	-	-	-
2001-02	ANAHEIM	NHL	79	18	30	48	-1	24	3	1	4	164	11.0	-	-	-	-
2002-03	ANAHEIM	NHL	50	7	14	21	-4	12	1	0	1	77	9.1	-	-	-	-
	FLORIDA	NHL	30	6	6	12	-4	22	2	1	1	54	11.1	-	-	-	-
2003-04	FLORIDA	NHL	56	6	13	19	-2	24	1	0	2	75	8.0	-	-	-	-
2005-06	CAROLINA	NHL	78	25	24	49	4	40	8	0	5	214	11.7	33	26	16:26	52.1
2006-07	N.Y. RANGERS	NHL	80	16	25	41	0	52	2	3	2	217	7.4	45	61	17:09	54.6
2007-08	CAROLINA	NHL	59	13	36	49	2	32	8	0	1	137	9.5	30	33	16:52	56.1
2008-09	CAROLINA	NHL	69	22	21	43	11	20	4	2	2	139	15.8	44	41	16:48	51.7
2009-10	CAROLINA	NHL	60	12	28	40	0	26	1	2	1	137	8.8	48	75	18:45	51.0
2010-11	MINNESOTA	NHL	78	12	27	39	-14	34	5	4	2	150	8	36	39	18:01	56.1
WILD TOTALS			78	12	27	39	-14	34	5	4	2	150	8	36	39	18:01	56.1
NHL TOTALS			958	181	319	500	-49	426	48	14	25	1905	9.5	236	275	17:20	53.6

CULLEN'S PROFESSIONAL POSTSEASON CAREER

YEAR	TEAM	LEAGUE	GP	G	A	PTS	+/-	PIM	PP	SH	GW	S	S%	BS	H	TOI	FO%
1996-97	Baltimore	AHL	3	0	2	2	-	0	-	-	-	-	-	-	-	-	-
1998-99	ANAHEIM	NHL	4	0	0	0	-2	0	0	0	0	6	0.0	-	-	-	-
2005-06	CAROLINA	NHL	25	4	14	18	2	12	2	0	1	56	7.1	13	27	15:37	42.1
2006-07	N.Y. RANGERS	NHL	10	1	3	4	-2	6	0	0	1	23	4.3	6	9	16:55	50
2008-09	CAROLINA	NHL	18	3	3	6	0	14	0	1	0	29	10.3	4	16	16:41	49
2009-10	OTTAWA	NHL	6	3	5	8	-3	0	2	0	0	14	21.4	4	6	23:14	65.4
NHL TOTALS			63	11	25	36	-5	32	4	1	2	128	8.6	27	58	18:07	51.6

CULLEN'S NHL CAREER HIGHLIGHTS


Goals, Game: 3 - vs. COL, 2/22/09	+/-, Game: 4 - two times	Point Streak: 8g - 10/22-11/08/07
Assists, Game: 4 - vs. PIT, 12/15/02	TOI, Game: 25:58 - vs. PHI, 12/26/09	Career Hat Tricks: 1 - vs. COL, 2/22/09
Points, Game: 4 - two times	Goal Streak: 4g - 10/22-10/28/05	Career Shootout: 12-31
PIM, Game: 6 - two times	Assist Streak: 8g - 10/22-11/08/07	

ing on outdoor rinks...Lists his favorite bands as Pearl Jam, Zac Brown Band, and Okkervil River... Last good book he read was "Invictus"...Favorite food is buffalo burgers and for breakfast he likes his mom's homemade waffles...Reads *ESPN the Magazine*...Lists *The Natural* as his favorite movie and "30 Rock" as his favorite television show...Loves being at the lake in the summer...Favorite team to play against is Pittsburgh...He has his own charity organization, Cullen Children's Foundation, which provides financial resources to organizations that support children's healthcare needs, with an emphasis on cancer...Cully's Kids Celebrity Weekend is held in Fargo each July...Also actively involved in Teammates for Kids and Team 25.



Matt Cullen

37



JOSH HARDING

GOALTENDER

Catches: Right
Ht: 6-2 • Wt: 202
Born: 6/18/84
Regina, Saskatchewan

VS. NHL

TEAM	GP	W-L-OT	GAA	SHO	SV%
ANA	5	2-3-0	2.63	1	.918
BOS	—	—	—	—	—
BUF	2	2-0-0	1.50	0	.963
CGY	6	1-4-1	2.64	0	.911
CAR	1	0-1-0	3.00	0	.893
CHI	6	4-2-0	1.85	1	.948
COL	7	3-2-1	1.70	1	.940
CBJ	3	1-2-0	3.69	0	.880
DAL	3	0-1-0	4.32	0	.866
DET	8	2-4-1	3.59	0	.901
EDM	10	2-4-1	2.60	1	.915
FLA	—	—	—	—	—
LA	5	2-2-0	2.36	0	.917
MIN	—	—	—	—	—
MTL	1	0-1-0	2.03	0	.905
NSH	7	3-4-0	3.01	0	.908
NJ	1	0-0-0	2.07	0	.944
NYI	—	—	—	—	—
NYR	1	1-0-0	3.00	0	.914
OTT	1	0-1-0	3.16	0	.500
PHI	—	—	—	—	—
PHX	1	1-0-0	1.00	0	.963
PIT	1	0-1-0	4.00	0	.852
SJ	1	0-1-0	5.00	0	.861
STL	8	4-2-0	1.77	0	.938
TB	—	—	—	—	—
TOR	—	—	—	—	—
VAN	4	0-3-0	4.40	0	.843
WSH	1	0-1-0	2.00	0	.950
WPG	—	—	—	—	—

CAREER HIGHLIGHTS

Has appeared in 83 NHL games for Minnesota going 28-39-4 with a 2.66 GAA, .915 SV% and four shutouts...Made his NHL debut vs. STL (4/4/06) and became the first goaltender in NHL history to appear in a shootout in his first game.

2010-11 HIGHLIGHTS

Suffered a torn ACL and MCL in right knee in preseason game at STL (9/24) and missed entire season.

2009-10 HIGHLIGHTS

Appeared in second most games (25) and claimed second most wins in his career (9)...Was 5-0-0 with a 2.03 GAA and a .935 SV% in six starts at Xcel Energy Center...Started career-high seven straight games (3/11-3/21) posting a 3.30 GAA and a .908 SV%...Made 43 saves and tallied assist in 3-2 win at BUF (3/12)...Stopped all 29 shots faced in 1-0 win at COL (1/28)...Made 26 saves in 5-2 win vs. DET (1/27) for first win in a home start since 1/13/08 vs. PHX...Stopped 36 shots in 1-0 loss at STL (1/14)...Stopped all 13 shots faced in relief and 7 of 8 shootout attempts in 6-5 SO win vs. CHI (1/9)...Made 20 saves and stopped both shootout attempts to earn first win of season at COL (11/28)...Missed three games with lower body injury (10/28-10/31), three games with hip injury (2/6-2/12), final seven games of season with hip injury/labrum tear.

2008-09 HIGHLIGHTS

Owned a 1.14 GAA and .952 SV% in eight relief appearances...Stopped 25 shots in first start in 21 games, at CBJ (4/11), earning 6-3 win...Made 14 of 19 appearances on the road...Made career-high 44 saves in 2-1 win at CHI (2/22)...Made 42 saves in 1-0 loss at NSH (12/6)...Earned first win of season making 25 saves at NSH (11/29)...Missed one game with lower body injury (11/18).

2007-08 HIGHLIGHTS

Established new team rookie record for wins (11) and tied his own club record for shutouts by a rookie (1)...Made 11 saves in third period in NHL playoff debut in Game 4 at COL (4/15)...Stopped 26 shots, allowing only 5-on-3 goal, for third straight win, 4-1, over PHX (1/13)...Won career-high fourth straight start making 32 saves vs. NYR (12/20)...Made 30 saves, including 16 in third period, for third straight win vs. NSH (12/18)...Won back-to-back road games blocking 28 shots in 5-2 win at ANA (12/14) and made 35 saves in 2-1 win at LA (12/15)...Made 34 saves in 3-1 win at STL (10/20)...Made 37 saves in first start of season for his third career shutout at ANA (10/14)...According to Elias Sports Bureau, Harding became the first goalie with three shutouts in his first eight NHL starts since Ed Chadwick in 1956.

2006-07 HIGHLIGHTS

Established new Wild records for SV% by a rookie (.960) and tied his own record for shutouts by a rookie (1)...Stopped 32 of 33 shots in 4-1 win vs. LA (3/24)...Made 35 saves in 5-1 win at BUF (3/9) in his second start of season...Stopped all 30 shots faced in 5-0 win at EDM (3/1) in his first start of season.

2005-06 HIGHLIGHTS

Made his first three NHL appearances, posting a 2-1-0 record with a 2.59 GAA and a .904 SV%...Claimed a 2-0 shutout victory in his second career appearance, stopping all 27 shots faced vs. CHI (4/11)...Made his NHL debut vs. STL (4/4) and became first goaltender in NHL history to appear in a shootout in his first game...Stopped 22 of 26 shots and held the Blues to one shootout goal to earn his first career win...Ranked tied for first in the AHL in SV% (.922), fourth in wins (29) and 13th in GAA (2.68) in his second AHL season...Was 24-5-0 with a 2.57 GAA in his last 29 AHL starts...Named to Canadian All-Star Team for 2006 AHL All-Star Classic...Made franchise-best 56 saves, including a team record 26 in second period of 4-2 win vs. TOR (1/10)...Stopped 36 shots and picked up a career-best two assists in tying career-high with sixth straight victory in a 5-3 win vs. SA (1/5)...Missed 13 games due to a lower-body injury.

2004-05 HIGHLIGHTS

Ranked fifth in the AHL in GAA (2.01) and posted four shutouts.

AMATEUR HIGHLIGHTS

Posted an 18-24-13 record and three shutouts in 57 games with Regina in 2002-03 in being named WHL Most Valuable Player and Goaltender of the Year...Ranked tied for second in league with a .914 SV% and eighth in the WHL with a 2.75 GAA...Named WHL Player of the Month in December and was named WHL Player of the Week twice. In 2003-04, split season with Regina and Brandon and ranked second in the WHL in shutouts (seven) and sixth in SV% (.920)...In 2001-02, appeared in 42 games with Regina and finished with a club-record 2.39 GAA...Finished tied for first in the WHL in shutouts (4), second in GAA (2.39) and winning percentage (.670) and fourth in wins (27).

HARDING'S AMATEUR/INTERNATIONAL CAREER

SEASON	TEAM	LEAGUE	REGULAR SEASON						PLAYOFFS				
			GP	W	L	OT	GAA	SO	GP	W	L	GAA	SO
2001-02	Regina	WHL	42	27	13	1	3.77	4	6	2	4	2.95	0
2001-02	Canada	WJ-18	—	—	—	—	—	—	2	2	0	1.00	0
2002-03	Regina	WHL	57	18	24	13	2.75	3	5	1	4	2.43	0
2003-04	Regina	WHL	28	12	14	2	3.69	2	—	—	—	—	—
	Brandon	WHL	27	13	11	3	5.85	5	11	5	6	3.27	0
	Canada	WJC	—	—	—	—	—	—	1	1	0	0.00	1

HARDING'S PROFESSIONAL CAREER

SEASON	TEAM	LEAGUE	GP	W	L	OT	GA	GAA	SV	SV%	SO	MIN
2004-05	Houston	AHL	42	21	16	3	80	2.01	—	.930	4	2,388
2005-06	Houston	AHL	42	29	8	0	99	2.68	1,128	.919	2	2,215
	MINNESOTA	NHL	3	2	1	0	8	2.59	75	.904	1	185
2006-07	Houston	AHL	38	17	16	4	94	2.48	1,078	.913	1	2,270
	MINNESOTA	NHL	7	3	2	1	7	1.16	167	.960	1	361
2007-08	MINNESOTA	NHL	29	11	15	2	77	2.94	761	.908	1	1,571
2008-09	MINNESOTA	NHL	19	3	9	1	32	2.21	421	.929	0	870
2009-10	MINNESOTA	NHL	25	9	12	0	66	3.05	626	.905	1	1,300
2010-11	MINNESOTA	NHL	DID NOT PLAY - INJURED									
WILD/NHL TOTALS			83	28	39	4	190	2.66	2,050	.915	4	4,286

HARDING'S PROFESSIONAL POSTSEASON CAREER

SEASON	TEAM	LEAGUE	GP	W	L	GA	GAA	SV	SV%	SO	MIN
2004-05	Houston	AHL	2	0	2	8	4.03	67	.893	0	119
2005-06	Houston	AHL	8	4	4	30	3.79	234	.886	0	476
2007-08	MINNESOTA	NHL	1	0	0	0	0.00	11	1.000	0	20
WILD/NHL TOTALS			1	0	0	0	0.00	11	1.000	0	20

HARDING'S NHL CAREER HIGHLIGHTS

Saves, Game: 44 – at CHI, 2/22/09
Shots, Game: 45 – two times
Goals, Game: 8 – at DAL, 12/26/07
Consec. Starts: 7g – 3/11-3/21/10
Winning Streak: 4g – 12/14-12/20/07
Losing Streak: 5g – 2/12-3/24/08
Undef. Streak: 4g – 12/14-12/20/07
Winless Streak: 7g – 12/6/08-2/14/09
Shutouts: 4 – last, 1/28/10

INTERNATIONAL HIGHLIGHTS

Was a member of silver medal-winning Team Canada at the 2004 World Junior Championship...Made 11 saves in 10-0 victory over Ukraine in lone appearance.

CAREER TRANSACTIONS

Selected by Minnesota in the second round (38th overall) of the 2002 NHL Entry Draft.

PERSONAL

Joshua Joel Harding is single and resides in Regina, Sask. during the offseason with his dog, Austin...Nickname is "Hards"...Hobbies include collecting autographs, golfing, playing tennis and spending time with friends...First job was as a courtesy driver...His cousin, Kelly Chase, played parts of 11 seasons in the NHL...Would most like to meet President Barack Obama...Lists the fans as his favorite part about Minnesota...Would like to be a baseball or basketball player if not playing hockey...Listens to rap and country music before games...Special talents include playing NHL 11 for PlayStation 3...Includes steak, lobster and potatoes as his favorite meal...Enjoys watching "The Office" and "Entourage"...Lists *Shawshank Redemption* as his favorite movie...Favorite non-hockey sport is football...Lists tsn.ca as his favorite website...Active in Breast Cancer Awareness and the Starkey Hearing Foundation.



Josh Harding

15



DANY HEATLEY

LEFT WING

Shoots: Left

Ht: 6-3 • Wt: 218

Born: 1/21/81

Freiburg, Germany

VS. NHL

TEAM	GP	G	A	PTS	+/-	PIM
ANA	19	8	11	19	-1	26
BOS	41	18	22	40	-7	42
BUF	44	24	27	51	11	44
CGY	16	4	7	11	-8	14
CAR	29	16	17	33	9	28
CHI	13	6	5	11	-7	6
COL	14	4	10	14	2	12
CBJ	14	7	3	10	4	24
DAL	19	5	14	19	9	10
DET	13	4	6	10	3	4
EDM	16	7	12	19	8	4
FLA	29	17	14	31	8	20
LA	18	5	5	10	-14	14
MIN	13	7	6	13	6	14
MTL	40	23	27	50	14	32
NSH	13	8	9	17	5	18
NJ	29	9	15	24	9	16
NYI	24	14	11	25	8	22
NYR	29	15	19	34	14	28
OTT	11	2	5	7	-5	4
PHI	27	18	13	31	-1	12
PHX	19	8	9	17	2	18
PIT	27	20	11	31	-3	26
SJS	6	2	3	5	-1	2
STL	13	7	3	10	4	6
TB	29	14	17	31	-1	22
TOR	39	27	24	51	14	34
VAN	15	4	7	11	-6	12
WSH	32	12	23	35	-6	22
WPG	18	10	9	19	-1	30

CAREER HIGHLIGHTS

Ranks first in the NHL in power-play goals (128) and game-winning goals (58), third in goals and fifth in points since entering the NHL in 2001... Has collected 689 points (325-364=689) in 669 career contests in nine seasons with Atlanta, Ottawa and San Jose... Winner of the 2002 Calder Memorial Trophy, named to the 2006 NHL Second All-Star Team, the 2007 First All-Star Team and four NHL All-Star Games (2003, 2007, 2008 and 2009)... Has represented Canada at the last two Olympics winning a gold medal in 2010.

2010-11 HIGHLIGHTS

Collected 64 points (26-38=64) in 80 games with San Jose... Added 11 power-play goals and five game-winning tallies... Ranked fourth on team in scoring and T-12th in the NHL in power-play goals... Suspended two games by the NHL (3/16)... Made first appearance in Ottawa (12/2) since being traded and registered an assist while drawing two penalties that led to power play goals... Played in 600th career game at STL (11/4)... Tied career-high with four points (1-3=4) vs. NJ (10/27)... Scored 300th career goal vs. ATL (10/16)... Notched nine points (3-6=9) in 18 playoff contests... Set a Sharks franchise record for fastest goal, scoring 28 seconds into Game 1 of Western Conference Quarterfinal vs. LA (4/14).

2009-10 HIGHLIGHTS

Tallied 82 points (39-43=82) in 82 games in first season with San Jose... Ranked eighth in the NHL in goals and T-15th in points... Finished second in the NHL in power-play goals (18) and first in game-winning goals (nine)... Notched 600th career NHL point with an assist vs. CHI (1/28)... Had a seven-game point streak (5-4=9, 1/6-1/18)... Tied Sharks franchise record for shots in a period with seven in first, including a goal, vs. STL (12/3)... Picked up second hat trick of the season vs. PHI (11/20)... Scored a hat trick (3-1=4) in home debut vs. CBJ (10/8) that included a converted penalty shot and a franchise-tying plus-6 plus/minus rating... Registered 13 points (2-11=13) in 14 playoff games... Posted three assists in Game 2 of Western Conference Semifinals vs. DET (5/2)... Missed one playoff game due to injury (4/18).

2008-09 HIGHLIGHTS

One of four Senators to appear in all 82 regular season games... Led team in goals (39), power-play goals (15), game-winning goals (six) and shots (258)... Ranked second with 18 multi-point games and third in scoring... Ranked seventh in the NHL in power-play goals and tied for ninth in goals... Recorded 500th NHL point with an assist vs. DAL (12/20).

2007-08 HIGHLIGHTS

Led Ottawa in goals, third in assists and points... Plus-33 rating ranked third in the NHL... Surpassed 40-goal mark (41) for the fourth time in his career... Ranked tied for fourth in NHL with eight game-winning goals... First Senators player to have three consecutive multi-goal games (6-1=7, 12/12-12/15)... Saw consecutive games played streak end at 207 (1/13)... Recorded two four point efforts (1-3=4 vs. MTL, 2/9/08) and (3-1=4 vs. BOS, 3/11/08)... Named to Eastern Conference All-Star Team, but missed game due to injury... Had one assist in four playoff games... Missed 11 games with shoulder injury.

2006-07 HIGHLIGHTS

Named to the NHL's First All-Star Team... Set Ottawa team record for most points in a season (105) while tying his own record for most goals (50)... Became first NHLer to record back-to-back 50-goal seasons since Florida's Pavel Bure (1999-2000, 2000-01)... Set career-high with 55 assists... Finished second in the NHL in goals and fourth in points... Led Ottawa with 28 multi-point games... Scored 24 points (11-13=24) during season-high 16-game point streak (2/8-3/15)... Notched 22 points (7-15=22) in 20 playoff games as Ottawa advanced to Stanley Cup... Ranked tied for first in NHL in playoff scoring.

2005-06 HIGHLIGHTS

Recorded 103 points (50-53=103) in 82 games with Ottawa becoming first Senators player to record 100 points and 50 goals in a season... Had 29 multi-point games... Had a team record 22-game point streak to start season (17-21=38, 10/5-11/29) the second-longest streak in NHL history from start of a player's tenure with a team (23, Wayne Gretzky in 1988-89, Los Angeles Kings)... Recorded career-high four goals at TOR (10/29)... Named to NHL's Second All-Star team... Collected 12 points (3-9=12) in 10 playoff contests including 10 points (2-8=10) in Eastern Conference Quarterfinal series against Tampa Bay.

2004-05 HIGHLIGHTS

Tallied 24 points (14-10=24) and 58 PIM in 16 games with Bern (Switzerland)... Missed 14 games due to injury... Had four points (3-1=4) and 22 PIM in 11 games with Ak Bars Kazan (Russia).

2003-04 HIGHLIGHTS

Collected 25 points (13-12=25) in 31 games with Atlanta... Missed first 51 games due to injury.

2002-03 HIGHLIGHTS

Became first Thrasher player to score 40 goals in a season... Scored first NHL hat trick at PHI (1/13)... Most Valuable Player of 2003 NHL All-Star Game following a four-goal performance... Youngest player in NHL All-Star Game history to score a hat trick and one of only five players to score four regulation goals... Logged career-high 29:05 in ice time vs. FLA (3/7).



Dany Heatley

2001-02 HIGHLIGHTS

Won Calder Memorial Trophy and named to NHL All-Rookie Team...He and teammate Ilya Kovalchuk finished first and second in NHL rookie scoring - first time since Rangers Brian Leetch and Tony Granato did it in 1988-89.

1998-2001 HIGHLIGHTS

Led Wisconsin (WCHA) in goals and assists in 2000-01...Finalist for 2001 Hobey Baker Award... Named to the 2001 NCAA West First All-American Team...Helped Wisconsin win 1999-00 WCHA regular season title...Named 2000 WCHA Rookie of the Year...Led Calgary to Doyle Cup regional junior A championship and was first in scoring with 127 points (70 goals and 57 assists) in 1998-99...Canadian Junior A Hockey League Player of the Year.

INTERNATIONAL HIGHLIGHTS

Won a gold medal at 2010 Olympics with Canada...Ranked tied for second on team in goals and scoring with seven points (4-3=7) in seven games...Won a silver medal with Canada at 2009 World Championship...Named MVP of 2008 World Championship leading tournament with 12 goals and 20 points in nine games...Canada claimed silver medal...Represented Canada at the 2006 Winter Games for first time...Won gold medals at 2004 World Cup and 2004 World Championship with Canada...Led 2004 World Championship with eight goals and 11 points... Won gold medal at 2003 World Championship...Skated for Canada at 2000 and 2001 World Junior Championship.

CAREER TRANSACTIONS

Acquired by Minnesota from San Jose in exchange for Martin Havlat, July 3, 2011; Acquired by San Jose along with a 2010 fifth round draft pick from Ottawa in exchange for Milan Michalek, Jonathan Cheechoo and the Sharks 2010 second round draft pick, Sept. 12, 2009; Acquired by Ottawa from Atlanta in exchange for Marian Hossa and Greg de Vries, Aug. 23, 2005; Selected by Atlanta in the first round (2nd overall) of the 2000 NHL Entry Draft.

PERSONAL

Dany Heatley is single and resides in Kelowna, B.C. during the offseason...Nicknames are "Heater" and "Heats"...Enjoys golfing and boating during his time off from hockey...First job was as an electrician's apprentice...Brother Mark plays hockey professionally in Germany and father Murray played 15 years professionally...Lists the fans as his favorite part of Minnesota...If not for hockey, would like to be a musician...Enjoys listening to any music teammate Devin Setoguchi chooses before games...Possesses a hidden talent for cooking...Favorite cuisine is Italian...Lists *Major League* as his favorite movie and "Entourage" as his favorite television show...Other than hockey, favorite sport is baseball...Favorite website is TFLN.com...Involved in Garth Brooks Teammates for Kids.

HEATLEY'S AMATEUR/INTERNATIONAL CAREER

SEASON	TEAM	LEAGUE	REGULAR SEASON					PLAYOFFS				
			GP	G	A	PTS	PIM	GP	G	A	PTS	PIM
1996-97	Calgary Blazers	AMHL	25	30	42	72	26	-	-	-	-	-
1997-98	Calgary Buffaloes	AMHL	36	39	42	81	34	-	-	-	-	-
1998-99	Calgary Canucks	AJHL	60	70	56	126	91	-	-	-	-	-
1999-00	U-Wisconsin	WCHA	38	28	28	56	32	-	-	-	-	-
	Canada	EXHIB.	4	2	2	4	0	-	-	-	-	-
	Canada	WJC	7	2	2	4	4	-	-	-	-	-
2000-01	U-Wisconsin	WCHA	39	24	33	57	74	-	-	-	-	-
	Canada	WJC	7	3	2	5	10	-	-	-	-	-
2002-03	Canada	Worlds	9	7	3	10	10	-	-	-	-	-
2003-04	Canada	Worlds	9	8	3	11	4	-	-	-	-	-
		World Cup	6	0	2	2	2	-	-	-	-	-
2005-06	Canada	Olympics	6	2	1	3	8	-	-	-	-	-
2007-08	Canada	Worlds	9	12	8	20	4	-	-	-	-	-
2008-09	Canada	Worlds	9	6	4	10	8	-	-	-	-	-
2009-10	Canada	Olympics	7	4	3	7	4	-	-	-	-	-

HEATLEY'S PROFESSIONAL CAREER

SEASON	TEAM	LEAGUE	GP	G	A	PTS	+/-	PIM	PP	SH	GW	S	S%	BS	H	TOI	FO%
2001-02	ATLANTA	NHL	82	26	41	67	-19	56	7	0	4	202	12.9	-	-	-	-
2002-03	ATLANTA	NHL	77	41	48	89	-8	58	19	1	6	252	16.3	-	-	-	-
2003-04	ATLANTA	NHL	31	13	12	25	-8	18	5	0	3	83	15.7	-	-	-	-
2004-05	Bern	Swiss-A	16	14	10	24	-	58	-	-	-	-	-	-	-	-	-
	AK Bars-Kazan	Russia	11	3	1	4	-	22	-	-	-	-	-	-	-	-	-
2005-06	OTTAWA	NHL	82	50	53	103	29	86	23	2	7	300	16.7	23	62	21:09	53.6
2006-07	OTTAWA	NHL	82	50	55	105	31	74	17	3	10	310	16.1	25	93	21:01	38.3
2007-08	OTTAWA	NHL	71	41	41	82	33	76	13	0	8	224	18.3	31	58	21:44	57.7
2008-09	OTTAWA	NHL	82	39	33	72	-11	88	15	0	6	258	15.1	24	87	20:06	46.7
2009-10	SAN JOSE	NHL	82	39	43	82	14	54	18	1	9	280	13	35	81	20:13	40.0
2010-11	SAN JOSE	NHL	80	26	38	64	8	56	11	1	5	217	12	29	104	19:39	45.0
NHL TOTALS			669	325	364	689	69	566	128	8	58	2126	15.3	167	485	20:39	46.9

HEATLEY'S PROFESSIONAL POSTSEASON CAREER

YEAR	TEAM	LEAGUE	GP	G	A	PTS	+/-	PIM	PP	SH	GW	S	S%	BS	H	TOI	FO%
2004-05	AK Bars-Kazan	Russia	4	2	1	3	-	4	-	-	-	-	-	-	-	-	-
2005-06	OTTAWA	NHL	10	3	9	12	1	11	3	0	1	32	9.4	1	8	18:56	33.3
2006-07	OTTAWA	NHL	20	7	15	22	4	14	2	0	2	59	11.9	9	27	21:17	30.0
2007-08	OTTAWA	NHL	4	0	1	1	-5	6	0	0	0	9	0	1	8	21:41	50.0
2009-10	SAN JOSE	NHL	14	2	11	13	-7	16	1	0	0	45	4.4	5	16	20:41	25.0
2010-11	SAN JOSE	NHL	18	3	6	9	-2	12	0	0	0	47	6.4	11	30	18:56	44.4
NHL TOTALS			66	15	42	57	-9	59	6	0	3	192	6.4	27	69	20:18	36.5

HEATLEY'S NHL CAREER HIGHLIGHTS

Goals, Game: 4 - at TOR, 10/29/05
Assists, Game: 3 - seven times
Points, Game: 4 - eight times
PIM, Game: 16 - vs. ATL, 12/16/08


+/-, Game: 6 - vs. CBI, 10/8/09
TOI, Game: 29:05 - vs. FLA, 3/7/03
Goal Streak: 6g - 2/20/07-3/2/07
Assist Streak: 6g - three times

Point Streak: 22g - 10/5/05-11/29/05
Career Hat Tricks: 9
Career Shootout: 4-26



Dany Heatley

9



MIKKO KOIVU

(KOY-voo, MEE-koh)

CENTER

Shoots: Left

Ht: 6-3 • Wt: 217

Born: 3/12/83

Turku, Finland

VS. NHL

TEAM	GP	G	A	PTS	+/-	PIM
ANA	21	8	10	18	3	10
BOS	6	1	2	3	0	4
BUF	4	1	1	2	0	4
CAR	7	1	7	8	6	6
CGY	39	7	10	17	-4	24
CHI	22	3	15	18	-3	12
CBJ	20	7	13	20	7	12
COL	39	11	17	28	-2	36
DAL	20	8	8	16	-3	12
DET	19	3	5	8	1	16
EDM	40	3	27	30	5	20
FLA	5	3	4	7	0	2
LA	19	3	15	18	2	12
MIN	-	-	-	-	-	-
MTL	5	2	0	2	-5	12
NJ	5	1	3	4	2	0
NSH	20	7	15	22	2	6
NYI	4	2	1	3	2	2
NYR	2	0	2	2	1	2
OTT	5	1	0	1	-7	0
PHI	4	0	0	0	-3	4
PHX	20	4	12	16	2	14
PIT	6	1	3	4	2	2
SJ	21	4	7	11	-6	22
STL	22	2	14	16	-2	18
TB	7	1	5	6	3	14
TOR	5	1	3	4	2	6
VAN	36	10	15	25	8	30
WSH	5	1	2	3	-2	2
WPG	5	0	5	5	3	2

CAREER HIGHLIGHTS

Has appeared in 433 games in six seasons with Minnesota, tallying 317 points (96-221=317) and 306 PIM...Owns 72 career multi-point games (51-15-6)...Ranks first on Wild's all-time list in assists, second in multi-point games, shots and SHG, third in points, tied for third in goals, and seventh in games played...Has won 52.8% of faceoffs in his career...Ranks tied for seventh in NHL with 23 shootout goals in 52 career attempts (44.2%).

2010-11 HIGHLIGHTS

Ranked first on team in assists (45), tied for first in scoring (62) and second with a +4 rating...Skated in 71 games and led team forwards in TOI (19:29)...Won 52.8% of faceoffs...Netted first career penalty shot goal vs. MTL (3/20)...Recorded two assists including 300th NHL point at COL (2/3)...Tallied two PPG at SJ (1/22)...Won 18 of 21 faceoffs at PIT (1/8)...Tied franchise record and personal best with four assists, and was career-best +4 in 400th game vs. PHX (1/2); 3rd assist was 200th in his career...Recorded three points (1-2=3) in 3-1 win at CGY (12/18)...Notched four-game point streak (1-5=6, 12/4-12/12)...Tied career-high with seven-game point streak (1-6=7, 10/19-11/2)...Tallied three points (2-1=3) including GWG vs. EDM (10/14)...Registered eight shots and won 21 of 25 faceoffs at CAR (10/8)...Missed 11 games (2/20-3/11) with broken finger suffered vs. ANA (2/18).

2009-10 HIGHLIGHTS

Led Wild in points (71) and assists (49) for second consecutive season and set new career highs in goals (22), assists and points...Assist total was one shy of team record (50 by Bouchard 2007-08) and point total was third highest in team history...Ranked tied for 16th in NHL in assists and tied for 23rd in scoring...Led team forwards in TOI (20:44) and ranked first on Wild with 20 multi-point games (15-4-1)...Ranked second on team with eight PPG and third in goals...Was 5-for-12 in shootouts (41.7%)...Ranked second in NHL in face-offs won, seventh in faceoffs taken and eighth in faceoff % (56.9)...Recorded pair of goals vs. DAL (4/10) in career-high 27:41 of ice time...Won 17-of-19 faceoffs taken vs. VAN (2/14)...Recorded career-high six-game assist streak (1-7=8, 12/23-1/2)...Skated in 300th NHL game at TB (11/12)...Potted GWG and two assists at TOR (11/10) to reach 200 points in career...Named first full-time captain in team history (10/20)...Missed two games with arm injury (3/25-3/26).

2008-09 HIGHLIGHTS

Led Wild in points (20-47=67), assists (47), SHG (3) and ranked third in goals (20)...Had team-best 16 multi-point games...Served as Wild captain four months (Oct., Nov., Jan., March/April), the second time in team history a player has served as captain four times in season (Bombardier

2002-03)...Ranked third in NHL in faceoffs won (857) and fourth in faceoffs taken (1,625) for a 52.9% rate...Wild went 14-3-1 when Koivu scored a goal, and 12-3-1 when he notched two or more points...Tallied first career OT goal in 4-3 win at SJ (3/5)...Notched 100th career assist at PHX (12/11)...Recorded career-high seven-game point streak (5-6=11, 11/24-12/5)...Tallied career-high four assists and five points (1-4=5) at FLA (10/16)...Registered three straight multi-point games (1-8=9, 10/11-16)...Became first NHL player to record nine or more points in team's first three games of a season since Adam Oates did so for the Bruins in 1993-94 (4-5=9)...Was sixth player to record eight assists in team's first three games of a season, and the first since Pittsburgh's John Cullen and Kevin Stevens in 1990-91, according to Elias Sports Bureau...Missed three games with knee injury (3/22-3/28).

2007-08 HIGHLIGHTS

Led Wild forwards in TOI at 20:54...Ranked second on team with +13 rating...Notched assist vs. NSH (2/17) for 100th career NHL point...Collected five-game assist streak (0-6=6, 3/9-3/19)...Recorded two points (1-1=2) and won 17 of 28 faceoffs while playing in 200th NHL game vs. VAN (3/28)...Logged season-high 25:06 of ice time vs. CGY (4/3)...Tallied 12 points (1-11=12) in 12-game stretch (3/9-4/3)...Suffered cracked fibula at VAN (11/16) and missed 24 games before returning at CHI (1/11)...Missed game vs. LA (3/2) with flu...Led Wild with four goals and second with five points (4-1=5) in Western Conference Quarterfinal vs. COL...Tallied a goal in first four games of series.

2006-07 HIGHLIGHTS

Tallied 54 points (20-34=54) while appearing in all 82 games...Led team in faceoffs won (583) and faceoffs taken (1,147)...Ranked tied for first in the NHL with eight shootout goals (8-for-15) and tied for second in the NHL with four game-deciding shootout goals...Tallied 11 multi-point games...His 33-point increase from 2005-06 to 2006-07 was the second-largest point increase among players who appeared in at least 60 games that season, trailing only TB's Martin St. Louis' 41-point increase...Registered three-game goal streak (11/16-20)...Tallied first career multi-goal game (GWG) at COL (2/1)...Tallied GWG vs. EDM (4/3) for 20th goal of season and became the fourth of five Wild players to reach the 20-goal plateau during the season (Bouchard, Demitra, Gaborik and Rolston), the most in team history...Recorded a goal for his first career NHL playoff point in Game 2 of Western Conference Quarterfinals at ANA (4/13).

2005-06 HIGHLIGHTS

Led team in shootout conversions, scoring on four-of-six, including one game-deciding goal...Made NHL debut at SJ (11/5)...Scored first NHL goal in his second NHL game at ANA (11/6)...Tallied first multi-point game of his career (0-3=3) in a 4-2 win vs. NSH (11/19)...Missed the first 14 games of the season with a strained knee (10/5-11/2).



Mikko Koivu

2004-05 HIGHLIGHTS

Played first professional season with Houston (AHL) ranking second on team in goals (20) and third in assists (28) and points (48) in 67 games...Tied for team lead with four GWGs and four multi-goal games...Represented Aeros at AHL All-Star game and scored a goal...Missed 10 games due to appendectomy.

INTERNATIONAL CAREER

Tallied eight points (2-6+8) in nine games to help Finland claim 2011 World Championship... Recorded four assists in six games as Finland claimed bronze medal at 2010 Olympics in Vancouver... Recorded four points (2-2=4) in nine games at 2007 World Championship earning a silver medal... Appeared in nine games with Finland at the 2006 World Championship and won a bronze medal scoring four points (2-2=4)... Captured silver medal at 2006 Olympics in Turin, Italy... Won silver medal with Finland at the 2004 World Cup of Hockey... Captured a silver medal at the 2001 World Junior Championship... Captained the Finnish team at the 2001 World Under-18 Championship and led club in scoring with five points (2-3=5) in six contests... Won a gold medal at the 2000 World Under-18 Championship and registered four assists in seven games.

CAREER TRANSACTIONS

Selected by Minnesota in the first round (sixth overall) of the 2001 NHL Entry Draft.

PERSONAL

Mikko Sakari Koivu is single and resides in Turku, Finland during the offseason... Nickname is "Mik"... Began playing hockey at five in Turku and says his family inspired his hockey career... Most memorable hockey moment was competing in the 2006 Olympic Winter Games for Team Finland... Says the birth of his brother's children are his most memorable moments away from the rink... His brother, Saku, plays for the Anaheim Ducks... Favorite hobbies include soccer and badminton... Lists Roger Federer as his favorite athlete and the person he would most like to meet... Lists downtown Minneapolis as his favorite thing about Minnesota and Manny's as his favorite restaurant in the Twin Cities... Enjoys listening to Bon Jovi... Lists *Wedding Crashers* as his favorite movie and "Friends" as his favorite television show... Favorite food is steak and favorite breakfast is eggs... First job as a kid was scooping ice cream at an ice cream shop... Played soccer in addition to hockey growing up.

KOIVU'S AMATEUR/INTERNATIONAL CAREER

SEASON	TEAM	LEAGUE	REGULAR SEASON					PLAYOFFS				
			GP	G	A	PTS	PIM	GP	G	A	PTS	PIM
1999-00	TPS Turku U18	Fin-U18	11	4	9	13	18	13	1	4	5	8
	TPS Turku Jr.	Fin-Jr.	30	4	8	12	22	--	--	--	--	--
2000-01	Finland	WJ-18	7	0	4	4	8	--	--	--	--	--
	TPS Turku Jr.	Fin-Jr.	26	9	36	45	26	7	2	10	12	2
	TPS Turku	Finland	21	0	1	1	2	3	1	1	2	6
2001-02	Finland	WJC	7	0	3	3	8	--	--	--	--	--
	Finland	WJ-18	6	2	3	5	6	--	--	--	--	--
	TPS Turku Jr.	Fin-Jr.	2	0	1	1	12	--	--	--	--	--
2002-03	TPS Turku	Finland	48	4	3	7	34	8	0	3	3	4
	Finland	WJC	7	1	5	6	4	--	--	--	--	--
2003-04	TPS Turku	Finland	37	7	13	20	20	7	2	2	4	6
2003-04	TPS Turku	Finland	45	6	24	30	36	13	1	7	8	8
2004-05	Finland	World Cup	4	0	1	1	2	--	--	--	--	--
2005-06	Finland	Olympics	8	0	0	0	6	--	--	--	--	--
	Finland	Worlds	9	2	2	4	8	--	--	--	--	--
2006-07	Finland	Worlds	9	2	2	4	26	--	--	--	--	--
2007-08	Finland	Worlds	9	4	5	9	6	--	--	--	--	--
2009-10	Finland	Olympics	6	0	4	4	2	--	--	--	--	--
2010-11	Finland	Worlds	9	2	6	8	4	--	--	--	--	--

KOIVU'S PROFESSIONAL CAREER

SEASON	TEAM	LEAGUE	GP	G	A	PTS	+/-	PIM	PP	SH	GW	S	S%	BS	H	TOI	FO%
2004-05	Houston	AHL	67	20	28	48	-1	47	4	1	4	--	--	--	--	--	--
2005-06	MINNESOTA	NHL	64	6	15	21	-9	40	3	0	0	96	6.3	17	22	13:17	47.4
2006-07	MINNESOTA	NHL	82	20	34	54	6	58	9	2	2	162	12.3	50	56	17:28	50.9
2007-08	MINNESOTA	NHL	57	11	31	42	13	42	2	0	2	144	7.6	21	40	20:53	52.5
2008-09	MINNESOTA	NHL	79	20	47	67	2	66	5	4	3	236	8.5	36	45	21:29	52.7
2009-10	MINNESOTA	NHL	80	22	49	71	-2	50	8	1	2	246	8.9	52	50	20:44	56.0
2010-11	MINNESOTA	NHL	71	17	45	62	4	50	7	1	3	191	8.9	29	63	19:29	52.8
WILD/NHL TOTALS			433	96	221	317	14	306	34	8	12	1075	8.9	205	276	18:53	52.0

KOIVU'S PROFESSIONAL POSTSEASON CAREER

YEAR	TEAM	LEAGUE	GP	G	A	PTS	+/-	PIM	PP	SH	GW	S	S%	BS	H	TOI	FO%
2004-05	Houston	AHL	5	1	0	1	-1	2	0	0	1	--	--	--	--	--	--
2006-07	MINNESOTA	NHL	5	1	0	1	-1	4	0	0	0	8	12.5	1	2	17:43	60.5
2007-08	MINNESOTA	NHL	6	4	1	5	0	4	0	1	0	20	20.0	4	9	21:56	49.2
WILD/NHL TOTALS			11	5	1	6	-1	8	0	1	0	28	17.9	5	11	19:50	54.8

KOIVU'S NHL CAREER HIGHLIGHTS

Goals, Game: 2 – 10 times

Assists, Game: 4 – two times

Points, Game: 5 – at FLA, 10/16/08

PIM, Game: 12 – vs. TB, 11/28/08

+/-, Game: 4 – vs. PHX, 1/2/11

TOI, Game: 27:41 – vs. DAL, 4/10/10

Goal Streak: 3g - two times

Assist Streak: 6g – 12/23/09-1/2/10

Point Streak: 7g – two times

Career Hat Tricks: None



Mikko Koivu

48



GUILLAUME LATENDRESSE

(lah-TEHN-drehs, GEE-OHM)

LEFT WING

Shoots: Left

Ht: 6-2 • Wt: 234

Born: 5/24/87

Ste.-Catherine, Quebec

VS. NHL

TEAM	GP	G	A	PTS	+/-	PIM
ANA	4	0	0	0	0	2
BOS	20	4	2	6	-7	17
BUF	21	2	1	3	-3	13
CAR	15	2	3	5	-4	6
CGY	8	4	2	6	0	2
CHI	7	5	1	6	0	0
CBJ	6	1	0	1	-2	0
COL	7	1	0	1	-1	2
DAL	4	1	0	1	-4	0
DET	7	1	0	1	0	0
EDM	9	5	3	8	7	6
FLA	11	1	2	3	-3	8
LA	6	1	1	2	1	2
MIN	2	0	1	1	1	2
MTL	1	0	0	0	0	0
NJ	11	0	1	1	-1	10
NSH	8	4	1	5	-2	6
NYI	11	4	0	4	0	4
NYR	11	1	1	2	-3	4
OTT	21	8	2	10	-2	18
PHI	13	3	3	6	0	7
PHX	6	4	1	5	1	0
PIT	12	1	5	6	-2	2
SJ	4	1	2	3	-1	4
STL	6	4	0	4	-1	0
TB	13	5	0	5	2	6
TOR	21	5	6	11	3	28
VAN	8	2	3	5	0	4
WSH	12	4	5	9	2	4
WPG	13	2	6	8	0	0

CAREER HIGHLIGHTS

Has collected 128 points (76-52=128) and 157 PIM in 298 career games in five NHL seasons with Montreal and Minnesota.

2010-11 HIGHLIGHTS

Recorded six points (3-3=6), a +2 rating and 18 hits in 11 games...Notched season-high five hits at VAN (10/22)...Collected five points (2-3=5) during three-game point streak (10/19-10/22)...Recorded GWG and assist at EDM (10/21)...Tallied two points (1-1=2) vs. VAN (10/19)...Logged season-high 16:30 TOI in season opening game vs. CAR (10/7)...Missed 58 games (10/28-3/6) following surgeries to repair torn labrum in left hip and bilateral sports hernia (11/24), and final 13 games of season with lower body injury (3/14-4/10).

2009-10 HIGHLIGHTS

Enjoyed breakout season posting 40 points (27-13=40) in 78 games, setting new career highs in goals, points, PPG (seven) and GWG (four), while tying career high with 13 assists...In 55 games with Wild, scored 25 goals and added 12 assists for 37 points...All seven PPG came with Minnesota...Finished third on team with 157 hits (47 with Montreal)...One of six players in Wild history to score 25 goals (11 times total)...Scored 17 goals in just 29 home games – fifth-most goals at Xcel Energy Center in a single season...Recorded 17 points (11-6=17) in last 26 games...Named NHL's Third Star of the Week (1/18) after collecting eight points (4-4=8) in four games (1/11-1/16)...Recorded first career hat trick at PHX (1/16)...Had career-high five-game point streak (4-5=9, 1/5-1/13)...Notched career-high three assists and four points vs. PIT (1/11)...GWG was 100th career NHL point...Missed two games with flu (12/19-12/21), two games with upper body injury (4/8, 4/10)...Nominated for Bill Masterton Trophy by Twin Cities chapter of PHWA.

2008-09 HIGHLIGHTS

Recorded 26 points (14-12=26) and 45 PIM in 56 games...Set a career high with a +4 rating...Added two GWG...Played his 200th NHL game vs. ATL (3/24)...Missed 18 games to injury (2/3-3/12)...Totaled 12 PIM in four playoff contests.

2007-08 HIGHLIGHTS

Tallied 16 goals and added 11 assists in 73 games...Finished fifth on the club with three GWG...Led the Canadiens with six goals in December...Recorded one assist and 19 PIM in eight playoff games.

2006-07 HIGHLIGHTS

Led NHL rookies in hits (164)...Tallied 29 points (16-13=29) and career-high 47 PIM in career-high 80 games...Ranked eighth among NHL rookies in PPG (five) and GWG (three)...Ranked ninth among NHL rookies in goals (16) and 10th in shots (121)...Ranked fourth on team with three GWG...Totaled five multi-point games...Scored on the first penalty shot of his career in OTT (2/8 – R. Emery).

2005-06 HIGHLIGHTS

Recorded 83 points (43-40) in 51 games with the Drummondville Voltigeurs (QMJHL)...Tallied 12 three-point games and two four-point games...Notched three hat tricks...Had a 14-game point streak (19-13=32, 2/4-3/12)...Totaled five points (3-2=5) and eight PIM in five playoff contests.

2004-05 HIGHLIGHTS

Tallied 78 points (29-49=78) and 76 PIM in 65 games...Had nine three-point games, including one hat trick...Recorded a 10-game point streak (8-10=18, 12/03/04-01/04/05)...Registered 10 points (6-4=10) and seven PIM in six playoff games.

LATENDRESSE'S AMATEUR/INTERNATIONAL CAREER

SEASON	TEAM	LEAGUE	REGULAR SEASON					PLAYOFFS				
			GP	G	A	PTS	PIM	GP	G	A	PTS	PIM
2003-04	Drummondville	QMJHL	53	24	25	49	66	-	-	-	-	-
2004-05	Drummondville	QMJHL	65	29	49	78	76	6	6	4	10	7
	Canada	WJ18	6	2	3	5	4	-	-	-	-	-
2005-06	Drummondville	QMJHL	51	43	40	83	105	5	3	2	5	8
	Canada	WJC	6	0	0	0	0	-	-	-	-	-

LATENDRESSE'S PROFESSIONAL CAREER

SEASON	TEAM	LEAGUE	GP	G	A	PTS	+/-	PIM	PP	SH	GW	S	S%	BS	H	TOI	FO%
2006-07	MONTREAL	NHL	80	16	13	29	-20	47	5	0	3	121	13.2	27	164	12:35	12.5
2007-08	MONTREAL	NHL	73	16	11	27	-2	41	2	0	3	116	13.8	27	134	12:15	25
2008-09	MONTREAL	NHL	56	14	12	26	4	45	1	0	2	117	12.0	12	140	13:36	50
2009-10	MONTREAL	NHL	23	2	1	3	-4	4	0	0	0	27	7.4	20	157	14:57	11.1
	MINNESOTA	NHL	55	25	12	37	1	12	7	0	4	133	18.8	-	-	-	-
2010-11	MINNESOTA	NHL	11	3	3	6	2	8	1	0	1	18	16.7	2	18	12:42	0
WILD TOTALS			66	28	15	43	3	20	8	0	5	151	18.5	2	18	12:42	0
NHL TOTALS			298	76	52	128	-19	157	16	0	13	532	14.3	88	613	13:13	19.7

LATENDRESSE'S PROFESSIONAL POSTSEASON CAREER

YEAR	TEAM	LEAGUE	GP	G	A	PTS	+/-	PIM	PP	SH	GW	S	S%	BS	H	TOI	FO%
2007-08	MONTREAL	NHL	8	0	1	1	-5	19	0	0	0	18	0.0	2	15	10:42	0
2008-09	MONTREAL	NHL	4	0	0	0	-2	12	0	0	0	5	0.0	1	14	11:44	0
NHL TOTALS			12	0	1	1	-7	31	0	0	0	23	0.0	3	29	11:13	0

LATENDRESSE'S NHL CAREER HIGHLIGHTS

Goals, Game: 3 – at PHX, 1/6/10

Assists, Game: 3 – vs. PIT, 1/11/10

Points, Game: 4 – vs. PIT, 1/11/10

PIM, Game: 12 – vs. TOR, 1/8/09

+/-, Game: 3 – two times

TOI, Game: 20:51 – vs. VAN, 2/14/10

Goal Streak: 3g – 3/8-3/13/07

Assist Streak: 4g – 10/11-10/18/08

Point Streak: 4g – 1/5-1/13/10

Career Hat Tricks: One – at PHX, 1/6/10

Career Shootout: 1-7

2003-04 HIGHLIGHTS

Totaled 49 points (24-25=49) and 66 PIM in 53 games...Also recorded a +11 rating and 11 PPGs...Named to the Quebec Major Junior Hockey League All-Rookie Team...Had a six-game point streak (3-7=10, 11/22-12/12).

INTERNATIONAL HIGHLIGHTS


Played in six games and won a gold medal with Canada at the 2006 World Junior Championship...Tallied five points (2-3=5) and four PIM in six games to help Canada claim the silver medal at the 2005 World Under-18 Championship.

CAREER TRANSACTIONS

Acquired by Minnesota from Montreal in exchange for Benoit Pouliot, Nov. 23, 2009; Selected by Montreal in the second round (45th overall) of the 2005 NHL Entry Draft.


PERSONAL

Guillaume Latendresse is unmarried and resides in Candiac, Quebec during the offseason...Has a girlfriend, Annie, and son, Hayden...Nicknames are "Tender," "Guyermo" and "Big Bear"...Enjoys golfing, boating and spending times with friends in his free time...Brother Olivier plays professional hockey in Austria...Would most like to meet Jon Bon Jovi...Says his favorite part of Minnesota is the people...If not playing hockey, would like to be a police officer...Listens to French music before games...Lists filet mignon as his favorite meal...Favorite movie is *Les Boys* and favorite television show is "Elvis Gratton"...Golf is his favorite sport other than hockey...Is involved in the Omnium Latendresse charity and lists omniumlatendresse.com as favorite website.



Guillaume Latendresse

2



MIKE LUNDIN
(Luhn-DIHN)
DEFENSEMAN
Shoots: Left
Ht: 6-2 • Wt: 192
Born: 9/24/84
Burnsville, Minnesota

VS. NHL

TEAM	GP	G	A	PTS	+/-	PIM
ANA	2	0	0	0	-1	0
BOS	11	0	3	3	-4	0
BUF	11	0	3	3	0	4
CGY	3	0	0	0	4	0
CAR	18	0	4	4	2	6
CHI	3	0	0	0	0	0
COL	3	0	1	1	-1	0
CBJ	0	1	0	1	-2	0
DAL	2	0	0	0	0	0
DET	2	0	0	0	-1	0
EDM	2	0	0	0	-1	0
FLA	20	0	1	1	-3	8
LA	1	0	0	0	0	0
MIN	5	0	1	1	1	0
MTL	10	0	0	0	-1	2
NSH	3	0	1	1	2	0
NJ	9	0	0	0	-10	0
NYI	11	1	3	4	3	2
NYR	14	0	1	1	-4	2
OTT	10	0	2	2	1	4
PHI	11	0	1	1	3	4
PHX	2	0	0	0	0	0
PIT	11	0	0	0	-1	6
SJS	2	0	0	0	0	0
STL	1	0	0	0	0	0
TB	-	-	-	-	-	-
TOR	12	1	4	5	3	6
VAN	3	0	1	1	3	0
WSH	19	0	1	1	-6	4
WPG	20	1	2	3	5	2

CAREER HIGHLIGHTS

Has recorded 33 points (4-29=33) in 224 games in parts of four seasons with the Tampa Bay Lightning... Finalist for the 2003 Mr. Hockey Award with Apple Valley High School.

2010-11 HIGHLIGHTS

Recorded a career-high 11 assists and added one goal in 69 games with Tampa Bay... Ranked fourth on the team in TOI/game at 20:24 and in blocked shots with 108... Blocked shot total set a new career-high... Registered career-best 55 shots on goal... Scored first goal of the season at TOR (3/14)... Registered career-high four shots vs. ATL (1/23) and an assist... Logged a season-high 27:44 at FLA (1/21)... Recorded first point of the season with an assist vs. NYI (10/21)... Made NHL playoff debut and skated in all 18 playoff games for the Lightning totaling two assists and a plus-4 rating... His plus-minus rating ranked second among team defensemen and tied for fifth on the club... Logged playoff-high 21:09 TOI vs. PIT (4/20) in Eastern Conference Quarterfinal Game 4... Recorded first career playoff point with an assist at PIT (4/23) in Game 5... Missed 13 games with an abdomen injury (2/6-3/7).

2009-10 HIGHLIGHTS

Collected career-highs with 13 points and three goals in 49 games with Tampa Bay... Set a career-high total in penalty minutes with 18... Ranked second on the team in TOI/game with a career-best 21:56... Ranked fourth on the team with 86 blocked shots... Logged career-high 31:42 vs. OTT (4/8)... Tallied a career-high four-game point streak with a goal and three assists from (3/23-3/30)... Scored first career NHL goal vs. ATL (12/26) on the same day he was recalled from Norfolk (AHL) for the second time... Notched 16 points (2-14=16) in 27 games with Norfolk.

2008-09 HIGHLIGHTS

Skated in 25 games with Tampa Bay recording two assists and 16:38 in TOI/game... Also played in 51 games with Norfolk (AHL)... Led all Norfolk defensemen in points (29) and assists (25)... Wore the "A" for the Admirals in seven games... Reassigned to Norfolk (AHL) for the first time in his career on 12/13... Played in his 100th NHL game vs. NJ (11/23).

2007-08 HIGHLIGHTS

Made the Lightning roster in his first professional training camp out of the University of Maine... Appeared in 81 games in his rookie season and recorded six assists... Represented the Eastern Conference at the 2008 YoungStars Game... Ranked second on the team with a plus-3 rating... Set a career-high with a plus-3 rating vs. CGY (12/13)... Played a season-high 21:36 and had two shots with two hits vs. NYR (11/21)... Recorded first career multi-point game with two vs. CAR (11/14)... Recorded first NHL point with an assist at BOS (10/18)... Made NHL debut, playing 12:39 with a plus-1 rating, in season opener vs. NJ (10/4)... Missed one game with ankle injury (3/19).

2006-07 HIGHLIGHTS

Tied for team lead in goals by a defenseman (6) and ranked second on team in points by a defenseman (20)... Played in all 40 games... Set career highs in goals, points and power-play goals (5)... Tied for the team lead in goals by a defenseman and ranked second in points by defensemen... Scored five power-play goals and was tied for the team lead among defensemen... Named to Hockey East Second All-Star Team.

2005-06 HIGHLIGHTS

Recorded 16 points (3-13=16) in 36 games... Missed two games in October due to injury, ending his consecutive games played streak at 90... Only called for two penalties all season.

LUNDIN'S AMATEUR/INTERNATIONAL CAREER

SEASON	TEAM	LEAGUE	GP	REGULAR SEASON					PLAYOFFS					
				G	A	PTS	PIM	GP	G	A	PTS	PIM		
2002-03	Apple Valley	HS-MN	27	8	20	27	-	-	-	-	-	-	-	-
2003-04	U. of Maine	HE	44	3	16	19	34	-	-	-	-	-	-	-
2004-05	U. of Maine	HE	40	1	13	14	2	-	-	-	-	-	-	-
2005-06	U. of Maine	HE	36	3	13	16	4	-	-	-	-	-	-	-
2006-07	U. of Maine	HE	40	6	14	20	2	-	-	-	-	-	-	-
2009-10	United States	Worlds	6	0	1	1	0	-	-	-	-	-	-	-

LUNDIN'S PROFESSIONAL CAREER

SEASON	TEAM	LEAGUE	GP	G	A	PTS	+/-	PIM	PP	SH	GW	S	S%	BS	H	TOI
2008-09	TAMPA BAY	NHL	25	0	2	2	-4	4	0	0	0	8	0.0	43	6	16:39
	Norfolk	AHL	51	4	25	29	2	18	2	0	0	78	5.1	-	-	-
2009-10	TAMPA BAY	NHL	49	3	10	13	-4	18	0	0	0	42	7.1	86	20	21:57
	Norfolk	AHL	27	2	14	16	1	4	1	0	1	47	4.2	-	-	-
2010-11	TAMPA BAY	NHL	69	1	11	12	-3	12	0	0	0	55	1.8	108	25	20:24
NHL TOTALS			224	4	29	33	-8	50	0	0	0	138	2.2	302	69	18:12

LUNDIN'S PROFESSIONAL POSTSEASON CAREER

YEAR	TEAM	LEAGUE	GP	G	A	PTS	+/-	PIM	PP	SH	GW	S	S%	BS	H	TOI
2010-11	TAMPA BAY	NHL	18	0	2	2	4	2	0	0	0	10	0.0	19	4	14:40
NHL TOTALS			18	0	2	2	4	2	0	0	0	10	0.0	19	4	14:40

LUNDIN'S NHL CAREER HIGHLIGHTS

Goals, Game: 1 - four times
Assists, Game: 2 - two times
Points, Game: 2 - two times
PIM, Game: 2 - 25 times
+/-, Game: 3 - three times
TOI, Game: 31:42 - vs. OTT, 4/8/10
Goal Streak: None
Assist Streak: 3g - 3/23-3/27/10
Point Streak: 4g - 3/23-3/30/10
Career Hat Tricks: None
Career Shootout: 0-0

2004-05 HIGHLIGHTS

One of three players to play in all 40 games... Only player to play in every game in the past two seasons (84 consecutive games)... Scored lone goal of the season against Northeastern on 1/28, which was the game-winner.

2003-04 HIGHLIGHTS

Only freshman to start all 44 games for the University of Maine Black Bears... Finished the season with three goals and 16 assists for 19 points... Scored first collegiate goal against Boston University (11/1).

INTERNATIONAL HIGHLIGHTS

Notched one assist in Represented United States at 2010 World Championship and notched one assist in six games.

CAREER TRANSACTIONS

Signed by Minnesota as a free agent, July 9, 2011... Selected by Tampa Bay in the fourth round (102nd overall) of the 2004 NHL Entry Draft.


PERSONAL

Mike Lundin and his wife, Shelly, live in Lakeville, Minn. in the offseason with their son, Finn, and dog, Rudolph... Nicknames are "Lund" and "Lundy"... Enjoys golfing and biking when he is away from the rink... Lists golf sales at Dick's Sporting Goods as his first job... Enjoys Minnesota most for its outdoors and many parks... Listens to rock music before games... If not playing hockey, would be a financial analyst... Lists macaroni and cheese as his favorite meal, volleyball as his favorite sport besides hockey and yahoo.com as his favorite website... Would like to meet John Wooden... Says *Anchorman* is his favorite movie while "Friday Night Lights" is his favorite television show.



Mike Lundin

23



ERIC NYSTROM
(NIGH-strum)
LEFT WING
Shoots: Left
Ht: 6-1 • Wt: 204
Born: 2/14/83
Syosset, New York

VS. NHL

TEAM	GP	G	A	PTS	+/-	PIM
ANA	15	2	1	3	-3	22
BOS	3	0	0	0	-1	2
BUF	3	0	0	0	1	0
CAR	5	0	1	1	-3	22
CGY	6	0	0	0	-1	2
CHI	15	1	0	1	-5	14
CBJ	15	0	2	2	-3	14
COL	22	1	2	3	0	16
DAL	14	1	0	1	-5	9
DET	14	0	1	1	-5	4
EDM	20	1	6	7	4	9
FLA	4	0	0	0	-1	0
LA	13	2	2	4	2	9
MIN	14	3	0	3	3	11
MTL	5	2	1	3	3	10
NJ	4	1	0	1	1	5
NSH	13	1	3	4	1	6
NYI	3	1	1	2	1	2
NYR	5	0	0	0	-1	0
OTT	5	0	2	2	1	5
PHI	3	0	0	0	-2	2
PHX	14	1	2	3	-3	7
PIT	4	0	0	0	0	0
SJ	14	1	0	1	-3	8
STL	15	1	0	1	-1	26
TB	5	1	0	1	0	0
TOR	5	1	1	2	1	2
VAN	22	2	3	5	-6	9
WSH	2	0	0	0	-1	0
WPG	4	0	0	0	-3	5

CAREER HIGHLIGHTS

Has collected 51 points (23-28=51) and 221 PIM in 286 games in parts of five seasons with Calgary and Minnesota...Owns six multi-point games and five GWG...Son of former NHL player Bob Nystrom.

2010-11 HIGHLIGHTS

Registered 12 points (4-8=12) and 30 PIM while being one of three Wild players to play in every game (Brunette, Zanon)...Tied for second on team with 169 hits...Recorded three points (1-2=3) in four-game stretch (3/29-4/3)...Recorded points in consecutive games (3/29-3/31)...Logged season-high 18:19 TOI vs. EDM (2/22)...Tallied pair of assists and +2 rating at EDM (1/18)...Notched first goal with Wild at FLA (11/14)...Recorded assist on GWG at CBJ (11/6) for first point with Wild...Collected team-high six hits vs. SJ (11/2)...Posted season-high four shots vs. CHI (10/30)...Registered team-high six hits at CAR (10/8).

2009-10 HIGHLIGHTS

Produced career highs in goals (11), assists (8), points (19) and games played (82)...Averaged career-high 13:11 TOI...Ranked fourth on Flames with 117 hits...Had a season-high five hits vs. SJ (4/6)...Played in 200th career game at COL (4/2)...Tallied the GWG vs. SJ (3/19)...Set a career high three-game goal scoring streak (3/17-21)...Logged a season high 19:40 TOI at COL (12/13)...Tied a career-high with two goals vs. MTL (10/6).

2008-09 HIGHLIGHTS

Scored 10 points (5-5=10) and 89 PIM in 76 games...Logged career-high 21:14 in ice time vs. EDM (4/11)...Tallied GWG vs. DAL (3/18)...Skated in 100th career game vs. CBJ (2/24)...Scored shorthanded, GWG vs. MIN (12/29)...Played in all six postseason games and collected four points (2-2=4)...Scored his first career playoff goal in Game 3 of Western Conference Quarterfinals vs. CHI (4/20)...Registered his first career multi-point playoff game with GWG and two assists, to go along with a team-high five hits in Game 4 vs. CHI (4/22).

2007-08 HIGHLIGHTS

Tallied ten points (3-7=10) and 48 PIM in 44 games with Calgary...Picked up his first two NHL assists and first multi-point game at EDM (11/17)...Netted his first career goal and had a team-high three blocked shots vs. NSH (10/30)...Missed six games with broken jaw and three games with head injury...Played in his first career playoff game at SJ (4/9)...Appeared in all seven Calgary playoff games as he averaged 7:38 TOI and recorded two PIM.

2006-07 HIGHLIGHTS

Played in 12 games for Omaha recording two goals...Recorded GWG vs. Syracuse (11/11)...Missed 68 regular season games with a shoulder injury...Suited up for five playoff games vs. Iowa.

2005-06 HIGHLIGHTS

Second on Omaha in rookie scoring with 33 points (15-18=33) in 78 contests...Scored his first pro goal vs. San Antonio (11/17)...Set team record for fastest goal to start a game when he scored 49 seconds into the first period vs. Manitoaba (3/3)...Appeared in two games with the Calgary Flames and made his NHL debut at COL (10/10).

AMATEUR HIGHLIGHTS

Played four seasons at the University of Michigan (CCHA) posting 111 points (56-55=111) and 149 PIM in 160 games...Served as team captain with Michigan...Wolverines finished first in the CCHA three times during his tenure (2004-05, 2002-03 and 2001-02)...Named to the 2002 CCHA All-Rookie Team.

INTERNATIONAL HIGHLIGHTS

Appeared in six games for the U.S. at the 2010 World Championship...Recorded three points (1-2=3) in seven games as the U.S. finished fourth at 2003 World Junior Championship...Skated in seven games for the U.S. at the 2002 World Junior Championship...Tallied six points (3-3=6) in six games for the U.S. at the 2001 World Under-18 Championship.

NYSTROM'S AMATEUR/INTERNATIONAL CAREER

SEASON	TEAM	LEAGUE	GP	REGULAR SEASON					PLAYOFFS				
				G	A	PTS	PIM	GP	G	A	PTS	PIM	
1999-00	USNTDP	NAHL	55	7	16	23	57	3	0	0	0	0	
2000-01	USNTDP	U18	43	10	12	22	52	--	--	--	--	--	
	USNTDP	USHL	23	5	5	10	50	--	--	--	--	--	
2001-02	United States	WJ-18	6	3	3	6	6	--	--	--	--	--	
	Michigan	CCHA	40	18	13	31	42	--	--	--	--	--	
2002-03	United States	WJC	7	0	0	0	0	--	--	--	--	--	
	Michigan	CCHA	39	15	11	26	24	--	--	--	--	--	
2003-04	United States	WJC	7	1	2	3	2	--	--	--	--	--	
	Michigan	CCHA	43	10	12	22	50	--	--	--	--	--	
2004-05	Michigan	CCHA	38	13	19	32	33	--	--	--	--	--	
2009-10	United States	Worlds	6	0	0	0	4	--	--	--	--	--	

NYSTROM'S PROFESSIONAL CAREER

SEASON	TEAM	LEAGUE	GP	G	A	PTS	+/-	PIM	PP	SH	GW	S	S%	BS	H	TOI	FO%
2005-06	Omaha	AHL	78	15	18	33	-2	37	7	1	2	--	--	--	--	--	--
	CALGARY	NHL	2	0	0	0	-1	0	0	0	0	0	0.0	1	1	12:00	60
2006-07	Omaha	AHL	12	2	0	2	-3	0	0	0	1	--	--	--	--	--	--
2007-08	CALGARY	NHL	44	3	7	10	-5	48	0	0	0	42	7.1	17	68	11:29	50
	Quad City	AHL	18	4	3	7	-1	15	2	0	--	--	--	--	--	--	--
2008-09	CALGARY	NHL	76	5	5	10	-7	89	0	1	3	83	6.0	36	76	9:15	37.9
2009-10	CALGARY	NHL	82	11	8	19	0	54	0	0	2	91	12.1	51	117	13:10	45.5
2010-11	MINNESOTA	NHL	82	4	8	12	-16	30	1	0	0	83	4.8	31	169	13:18	34.4
WILD TOTALS			82	4	8	12	-16	30	1	0	0	83	4.8	31	169	13:18	34.4
NHL TOTALS			286	23	28	51	-29	221	1	1	5	299	7.7	136	431	11:50	45.6

NYSTROM'S PROFESSIONAL POSTSEASON CAREER

YEAR	TEAM	LEAGUE	GP	G	A	PTS	+/-	PIM	PP	SH	GW	S	S%	BS	H	TOI	FO%
2006-07	Omaha	AHL	5	0	0	0	0	2	0	0	0	--	--	--	--	--	--
2007-08	CALGARY	NHL	7	0	0	0	-2	2	0	0	0	4	0.0	1	8	7:38	40
2008-09	CALGARY	NHL	6	2	2	4	1	0	0	0	1	8	25.0	3	11	10:56	0
NHL TOTALS			13	2	2	4	-1	2	0	0	1	12	16.7	4	19	9:17	20

NYSTROM'S NHL CAREER HIGHLIGHTS

Goals, Game: 2 – two times

Assists, Game: 2 – three times

Points, Game: 4 – at VAN, 4/5/08

PIM, Game: 17 – at CAR, 3/6/09

+/-, Game: 4 – at VAN, 4/5/08

TOI, Game: 21:14 – vs. EDM, 4/11/09

Goal Streak: 3g – 3/17- 3/21/10

Assist Streak: None

Point Streak: 3 – two times

Career Hat Tricks: None

Career Shootout: 0-0

CAREER TRANSACTIONS

Signed by Minnesota as a free agent, July 1, 2010; Selected by Calgary in the first round (10th overall) of the 2002 NHL Entry Draft.


PERSONAL

Eric Thore Nystrom is unmarried and lives in Santa Monica, Calif. and Long Island, NY during the offseason with his four dogs, Uggs, Bangs, Mini and Jake...Nickname is "Ny"...Lists cooking as one of his hobbies...Worked as a golf caddie for his first job...His father, Bob Nystrom, played in the NHL for 14 years with NYI and helped the team claim four Stanley Cup titles...Would most like to meet Gordon Ramsay...Says the snow is his favorite part about Minnesota...Would like to coach Michigan hockey if he wasn't playing in the NHL...Listens to any music teammate Kyle Brodziak chooses before games...Possesses hidden chef skills...Lists a New York strip as his favorite meal...*Goodfellas* is his favorite movie, while "Kitchen Nightmares" is his favorite television show...Other than hockey, Michigan football is his favorite sport...Tweets @enystrom23...Involved in Garth Brooks Teammates for Kids.



Eric Nystrom

14



**DARROLL
POWE**
(PAUW)

CENTER

Shoots: Left

Ht: 5-11 • Wt: 201

Born: 6/22/85

Saskatoon, Saskatchewan

VS. NHL

TEAM	GP	G	A	PTS	+/-	PIM
ANA	3	0	0	0	-3	0
BOS	11	1	0	1	1	2
BUF	9	3	0	3	1	10
CGY	3	0	0	0	-1	0
CAR	10	0	1	1	-2	6
CHI	3	0	0	0	-1	2
COL	2	1	0	1	1	2
CBJ	3	0	0	0	-1	6
DAL	4	2	1	3	1	2
DET	3	0	0	0	-4	0
EDM	2	0	0	0	1	4
FLA	10	0	1	1	-8	6
LA	5	0	1	1	0	4
MIN	4	0	1	1	0	0
MTL	9	0	2	2	0	24
NSH	3	0	0	0	-1	0
NJ	17	2	1	3	2	8
NYI	14	3	2	5	1	9
NYR	15	0	2	2	0	0
OTT	10	5	1	6	6	10
PHI	-	-	-	-	-	-
PHX	1	0	0	0	0	0
PIT	14	1	3	4	1	9
SJS	3	1	0	1	-3	0
STL	3	0	0	0	0	2
TB	10	1	1	2	1	0
TOR	10	1	3	4	2	10
VAN	2	0	0	0	-1	4
WSH	11	0	0	0	-4	6
WPG	10	1	1	2	-3	4

CAREER HIGHLIGHTS

Has skated in three NHL seasons with the Philadelphia and owns 43 points (22-21=43) and 130 PIM in 204 career games... Has recorded five points (1-4=5) in 40 Stanley Cup playoff contests.

2010-11 HIGHLIGHTS

Registered 17 points (7-10=17) and 41 PIM in 81 games with Philadelphia... Set career-highs in games played, assists and points... Led the Flyers and ranked tied for 21st in the NHL with a career-high 196 hits... Played in 200th career game at NJ (4/1)... Scored a shorthanded goal on a penalty shot at TB (2/15)... Logged season-high 18:16 of ice time at WSH (11/7)... Recorded one assist in 11 playoff games for Philadelphia... Missed one game due to injury.

2009-10 HIGHLIGHTS

Recorded 15 points (9-6=15) in 63 games with Philadelphia... Established career-highs with nine goals and 54 PIM... Finished second on team in hits (183)... Notched assist and career-high 15 PIM vs. MTL (2/12)... Appeared in 100th NHL game at MIN (2/6)... Tallied goal and assist vs. DAL (1/12)... Recorded two assists at PIT (1/7)... Skated in all 23 playoff games for Flyers... Posted an assist in Game 1 of the Stanley Cup Final at CHI (5/29)... Missed 16 games due to injury.

2008-09 HIGHLIGHTS

Tallied 11 points (6-5=11) in 60 games during rookie season with Philadelphia... Recipient of the Pelle Lindbergh Memorial Trophy as the Flyer who has most improved from the previous season, as voted by his teammates... Skated in eight games with Phantoms (AHL) and collected seven points (4-3=7)... Recorded a penalty shot goal at OTT (4/4)... Recorded two assists vs. TOR (4/3) for his first career multi-point game... Logged career-high 18:42 in ice time vs. WSH (12/20)... Recorded his first NHL goal (Yann Danis) vs. NYI (12/9)... Made NHL debut at NJ (10/24)... Notched three points 91-2=3 in six playoff games... Posted first career NHL playoff goal in Game 2 of Eastern Conference Quarterfinal at PIT (4/17)... Made NHL playoff debut in Game 1 at PIT (4/15)... Missed 10 games due to injury.

2007-08 HIGHLIGHTS

Tallied 23 points (9-14=23) and 133 PIM in 76 games with Philadelphia (AHL)... Led team with four shorthanded goals... Scored first career playoff goal in Game 2 of Eastern Division Semifinals vs. Albany.

2006-07 HIGHLIGHTS

Scored four points (2-2=4) in 11 games with Philadelphia (AHL)... Scored first professional goal vs. Binghamton (3/31)... Recorded first professional point (assist) vs. Wilkes-Barre Scranton (3/25)... Served as team captain during senior season at Princeton University... Finished second on the team in scoring and posted career-highs in goals (13), assists (15), points (28) and PIM (109)... Also led the Tigers with eight power-play goals... Recipient of The Richard F. Vaughan Cup for perseverance and dedication to Princeton hockey.

2005-06 HIGHLIGHTS

Played in 27 games for the Tigers and recorded 16 points (6-10=16)... Awarded The Richard F. Vaughan Cup for perseverance and dedication to Princeton hockey... Won the team's top-athlete award for the second season.

POWE'S AMATEUR/INTERNATIONAL CAREER

SEASON	TEAM	LEAGUE	REGULAR SEASON					PLAYOFFS				
			GP	G	A	PTS	PIM	GP	G	A	PTS	PIM
2003-04	Princeton	ECAC	29	4	5	9	28	-	-	-	-	-
2004-05	Princeton	ECAC	30	5	2	7	41	-	-	-	-	-
2005-06	Princeton	ECAC	27	6	10	16	48	-	-	-	-	-
2006-07	Princeton	ECAC	34	13	15	28	63	-	-	-	-	-

POWE'S PROFESSIONAL CAREER

YEAR	TEAM	LEAGUE	GP	G	A	PTS	+/-	PIM	PP	SH	GW	S	S%	BS	H	TOI	FO%
2006-07	Philadelphia	AHL	11	2	2	4	-3	20	0	1	0	18	11.1	-	-	-	-
2007-08	Philadelphia	AHL	76	9	14	23	5	133	1	4	3	148	6.1	-	-	-	-
2008-09	PHILADELPHIA	NHL	60	6	5	11	-8	35	0	0	0	72	8.3	31	124	10:32	48.7
	Philadelphia	AHL	8	4	3	7	4	20	0	1	1	23	17.4	-	-	-	-
2009-10	PHILADELPHIA	NHL	63	9	6	15	0	54	0	0	0	103	8.7	40	183	12:05	45.2
2010-11	PHILADELPHIA	NHL	81	7	10	17	-6	41	0	2	2	87	8.0	60	196	12:17	49.2
NHL TOTALS			204	22	21	43	-14	130	0	2	2	262	8.3	131	503	11:38	47.7

POWE'S PROFESSIONAL POSTSEASON CAREER

YEAR	TEAM	LEAGUE	GP	G	A	PTS	+/-	PIM	PP	SH	GW	S	S%	BS	H	TOI	FO%
2007-08	Philadelphia	AHL	10	1	0	1	-2	6	0	0	0	37	2.7	-	-	-	-
2008-09	PHILADELPHIA	NHL	6	1	2	3	0	7	0	0	0	10	10.0	8	16	14:01	38.5
2009-10	PHILADELPHIA	NHL	23	0	1	1	-2	6	0	0	0	28	0.0	13	65	12:33	51.4
2010-11	PHILADELPHIA	NHL	11	0	1	1	-3	4	0	0	0	10	0.0	11	22	12:10	54.8
NHL TOTALS			40	1	4	5	-5	17	0	0	0	48	3.3	32	103	12:55	48.2

POWE'S NHL CAREER HIGHLIGHTS

Goals, Game: 1 - 22 times

Assists, Game: 2 - two times

Points, Game: 2 - three times

PIM, Game: 15 - vs. MTL, 2/12/10

+/-, Game: 2 - four times

TOI, Game: 18:42 - vs. WSH, 12/20/08

Goal Streak: None

Assist Streak: 2g - two times

Point Streak: 2g - five times

Career Hat Tricks: None

Career Shootout: 0-0

2004-05 HIGHLIGHTS

Appeared in 30 games and scored seven points (5-2=7)... Received the team's strength and conditioning award.

2003-04 HIGHLIGHTS

Skated in 29 games as a freshman and collected nine points (4-5=9).

CAREER TRANSACTIONS

Acquired by Minnesota from Philadelphia in exchange for a third-round pick in the 2013 NHL Entry Draft, June 27, 2011; Signed by Philadelphia as a free agent, March 20, 2007.

PERSONAL

Darroll Powe is engaged to fiancé Denise and resides in Ottawa with two dogs, Molson and Maple, during the offseason... Hobbies include golf, tennis, guitar and reading... Lists golf course maintenance as his first job... Would most like to meet the "Dos Equis guy"... Sites the lakes as Minnesota's best asset... Enjoys listening to country music before games... Has a hidden talent for juggling... Lists Grandma's perogies as his favorite food... Lists *Dumb and Dumber* as favorite movie and "Dexter" as favorite television show... Golf is his favorite sport other than hockey... Is an active member in Hockey Players for Kids.



Darroll Powe

55



NICK SCHULTZ

DEFENSESMAN

Shoots: Left

Ht: 6-2 • Wt: 213

Born: 8/25/82

Strasbourg, Saskatchewan

VS. NHL

TEAM	GP	G	A	PTS	+/-	PIM
ANA	33	5	3	8	15	23
BOS	8	0	1	1	1	4
BUF	9	0	1	1	-4	6
CAR	12	0	2	2	-6	8
CGY	54	0	11	11	0	22
CHI	33	1	3	4	5	17
CBJ	35	1	4	5	-3	9
COL	51	2	9	11	-1	16
DAL	33	0	4	4	-2	14
DET	31	0	8	8	-5	6
EDM	54	2	6	8	20	39
FLA	9	1	2	3	8	6
LA	32	4	2	6	-2	18
MIN	-	-	-	-	-	-
MTL	8	0	1	1	-3	2
NJ	9	0	3	3	1	4
NSH	34	1	4	5	-2	6
NYI	9	0	3	3	3	2
NYR	10	0	1	1	-4	2
OTT	8	0	1	1	-1	2
PHI	10	1	1	2	1	4
PHX	32	2	5	7	1	14
PIT	9	0	2	2	3	6
SJ	34	0	5	5	-13	12
STL	35	2	4	6	1	10
TB	9	0	1	1	1	6
TOR	8	0	0	0	-3	0
VAN	56	3	11	14	12	28
WSH	8	0	1	1	-4	4
WPG	8	0	1	1	-1	2

CAREER HIGHLIGHTS

Has played 681 games with Wild – most all-time...Has totaled 125 points (25-100=125), 292 PIM and a +18 ranking over nine NHL seasons with Minnesota...Tied for sixth in games played among NHL defensemen since 2002-03 season.

2010-11 HIGHLIGHTS

Totaled 17 points (3-14=17) and 38 PIM in 74 games...Ranked second on team with 132 blocked shots...Notched 100th career assist and season-high 25:25 of ice time vs. CBJ (3/19)...Recorded season-high three shots vs. COL (2/9)...Tallied two assists at DET (11/19) (fourth career two assist game)...Registered first goal of season vs. LA (10/25)...Missed three games with head injury (12/20-12/26), final five games with post-concussion symptoms (4/2-4/10).

2009-10 HIGHLIGHTS

Tallied career-highs in points (20), assists (19), PIM (43-tied) and shots (83) in 80 games...Finished second on the Wild and T-12th in NHL with 158 blocked shots...Tallied two assists at VAN (4/4)...Collected 17th point of season at PHI (3/25) to set new career high...Became first Wild player to skate in 600 games vs. SJ (3/23)...Registered 14th assist of season vs. FLA (3/9) to set new career high...Tied career high with four shots at SJ (1/30)...Notched 100th career point (assist) vs. PIT (1/11)...Tied career-high with two assists vs. CGY (1/6)...Tallied an assist in three straight games to tie career high (12/17-12/21)...Recorded lone goal of season and third PPG of career at LA (10/8)...Missed two games with leg injury (4/5, 4/8).

2008-09 HIGHLIGHTS

Notched 11 points (2-9=11) and 31 PIM in 79 games...Scored two goals for fourth straight season...Led team with 152 blocked shots and finished third with 78 hits...Skated to even or better rating in 51-of-79 games...Notched assist, five hits and four blocked shots vs. CGY (4/3)...Recorded game-tying goal with 1:46 remaining vs. COL (3/17)...Registered assist and season-high +3 at ANA (3/8)...Became first Wild player to play in 500 games vs. EDM (2/8)...Tied career high with three-game point streak (1-2=3, 12/19-12/23)...Logged season-high 25:57 in ice time at PIT (1/18)...Missed final three games of season with head injury suffered at DET (4/5).

2007-08 HIGHLIGHTS

Scored 15 points (2-13=15) in 81 games...Led team in blocked shots (147) and finished second in hits (101)...Recorded minus rating just once in final 18 games, going +10 in that span...Named January (second-youngest in franchise history) and February team captain...Recorded first goal of season vs. ANA (1/18) ending 116-game streak without goal...Logged season-high 25:38 of ice time and registered four hits vs. COL (3/30)...Missed only second game of career due to injury/illness with flu-like symptoms (later diagnosed as appendicitis) (4/6), snapping streak of 177 consecutive games played...Underwent appendectomy and missed first five games of Western Conference Quarterfinal vs. COL.

2006-07 HIGHLIGHTS

Became the first Wild defenseman in franchise history to appear in all 82 games and one of four Wild players to appear in all 82 games...Led team with 141 blocked shots and ranked third on team with 88 hits...Posted a career-high +4 rating in season finale vs. STL (4/7)...Posted an assist in 4-1 Game 4 Western Conference Quarterfinal victory vs. ANA (4/17).

2005-06 HIGHLIGHTS

Notched 12 assists and added two goals for 14 points to go along with a career-high 43 PIM...Led the Wild with 129 blocked shots...Logged a season-high 26:55 TOI at CBJ (10/28)...Tallied four assists in five games (1/24-1/31)...Notched a goal and an assist for first multi-point game of the season and second of career vs. COL (3/5)...Picked up then-career-high 12th assist on the Wild's final goal of the season at DAL (4/15).

2004-05 HIGHLIGHTS

Finished sixth on Kassel in scoring with 22 points (7-15=22).

2003-04 HIGHLIGHTS

Recorded a career-high six goals and +12 rating...Added ten assists and 72 shots...Ranked tied for first on the club in plus/minus and ranked second among team defensemen in goals...Posted first career multi-point game with a goal and assist vs. CHI (1/7).

2002-03 HIGHLIGHTS

Ranked first on the team with a +11 rating...Participated in the NHL YoungStars game during All-Star Weekend...Tallied his first goal of the season (GWG) vs. ANA (12/31)...Tied for the team playoff lead with a plus/minus rating of +5...Picked up his first career playoff point with an assist in Game 7 Western Conference Semifinal win at VAN (5/8).

2001-02 HIGHLIGHTS

Made NHL debut vs. EDM (10/14)...Posted first career point and assist vs. CAR (10/24)...Scored first NHL goal (GWG) and posted +3 rating vs. FLA (11/29)...Missed one game with shoulder contusion (2/6)...Left Wild to compete with Team Canada in World Junior Championship in Czech Republic (12/14-1/6)...Joined Houston (AHL) at conclusion of NHL season to participate in AHL playoffs.

2000-01 HIGHLIGHTS

Made professional hockey debut and skated in four games with Cleveland (IHL)...Served as team captain and registered 47 points (17-30=47) for Prince Albert (WHL)...Ranked third on team in assists, tied for fourth in goals and fifth in total points...Named to WHL's Eastern Conference All-Star team and earned Prince Albert's Player of the Year and MVP awards.

SCHULTZ'S AMATEUR/INTERNATIONAL CAREER

SEASON	TEAM	LEAGUE	REGULAR SEASON					PLAYOFFS				
			GP	G	A	PTS	PIM	GP	G	A	PTS	PIM
1997-98	Yorkton	SMHL	59	10	30	40	74	-	-	-	-	-
1998-99	Prince Albert	WHL	58	5	18	23	37	14	0	7	7	0
1999-00	Prince Albert	WHL	72	11	33	44	38	6	0	3	3	2
	Canada	U-18	3	0	1	1	0	-	-	-	-	-
2000-01	Prince Albert	WHL	59	17	30	47	120	-	-	-	-	-
	Canada	WJC	7	0	0	0	2	-	-	-	-	-
2003-04	Canada	Worlds	9	0	1	1	0	-	-	-	-	-
2004-05	Kassel	Germany	46	7	15	22	26	7	0	4	4	6
2005-06	Canada	Worlds	9	0	2	2	6	-	-	-	-	-
2006-07	Canada	Worlds	9	0	0	0	2	-	-	-	-	-

SCHULTZ'S PROFESSIONAL CAREER

SEASON	TEAM	LEAGUE	GP	G	A	PTS	+/-	PIM	PP	SH	GW	S	S%	BS	H	TOI
2000-01	Cleveland	IHL	4	1	2	0	2	1	0	0	7	14.3	-	-	-	-
2001-02	MINNESOTA	NHL	52	4	6	10	0	14	1	0	1	47	8.5	-	-	-
2002-03	MINNESOTA	NHL	75	3	7	10	11	23	0	0	1	70	4.3	-	-	-
2003-04	MINNESOTA	NHL	79	6	10	16	12	16	1	0	0	72	8.3	-	-	-
2005-06	MINNESOTA	NHL	79	2	12	14	2	43	0	0	0	45	4.4	129	60	17:57
2006-07	MINNESOTA	NHL	82	2	10	12	0	42	0	0	1	69	2.9	141	88	20:12
2007-08	MINNESOTA	NHL	81	2	13	15	9	42	0	0	0	52	3.8	147	101	20:10
2008-09	MINNESOTA	NHL	79	2	9	11	-4	31	0	0	0	48	4.2	152	78	20:33
2009-10	MINNESOTA	NHL	80	1	19	20	-8	43	1	0	0	83	1.2	158	84	20:58
2010-11	MINNESOTA	NHL	74	3	14	17	-4	38	0	0	0	46	6.5	132	78	20:13
NHL/WILD TOTALS			681	25	100	125	18	292	3	0	3	532	4.7	859	489	20:00

SCHULTZ'S PROFESSIONAL POSTSEASON CAREER

YEAR	TEAM	LEAGUE	GP	G	A	PTS	+/-	PIM	PP	SH	GW	S	S%	BS	H	TOI
2000-01	Cleveland	IHL	3	0	1	1	-	0	0	0	0	-	-	-	-	-
2001-02	Houston	AHL	14	1	5	6	-	2	0	0	0	-	-	-	-	-
2002-03	MINNESOTA	NHL	18	0	1	1	5	10	0	0	0	5	0.0	-	-	-
2006-07	MINNESOTA	NHL	5	0	1	1	-3	0	0	0	0	4	0.0	9	7	18:05
2007-08	MINNESOTA	NHL	1	0	0	0	0	0	0	0	0	0	0.0	1	0	16:11
NHL/WILD TOTALS			24	0	2	2	2	10	0	0	0	9	0.0	10	7	17:08

SCHULTZ'S NHL CAREER HIGHLIGHTS

Goals, Game: 1 – 25 times

Assists, Game: 2 – four times

Points, Game: 2 – six times

PIM, Game: 7 – two times

+/-, Game: 4 – vs. STL, 4/7/07

TOI, Game: 28:28 – at VAN, 3/10/04

Goal Streak: 1g – 22 times

Assist Streak: 3g – three times

Point Streak: 3g – five times

Career Hat Tricks: None

Career Shootout: 0-0

INTERNATIONAL CAREER

Appeared in all nine games as Canada claimed gold medal at the 2007 World Championship...Helped Team Canada to the gold medal at 2004 World Championship, registering one assist and a +2 rating in nine games...Played in seven games for Canada in the 2002 World Junior Championship in the Czech Republic, recorded two assists and helped Team Canada capture the silver medal...Played in all seven games for Team Canada in World Junior Championship in Russia in 2000 and did not score.

CAREER TRANSACTIONS

Selected by Minnesota in the second round (33rd overall) of the 2000 NHL Entry Draft.

PERSONAL

Nicholas Andrew Schultz resides in Calgary, Alberta during the offseason with his wife, Jessica, son, Jake, daughters, Brooke and Sydney, and dog, Caymus...Nickname is "Hammer"...Enjoys fishing and golfing when away from the rink...First job was as a paper boy...Would most like to meet Roger Federer...Lists the state's friendly residents as his favorite part about Minnesota...If not playing hockey, would like to be a physical education teacher...Listens to the band Linkin Park before games...Possesses a hidden talent for bowling...Lists steak as his favorite food and baseball as his favorite sport besides hockey...Favorite movie is *The Hangover* and favorite television show is "Modern Family"...Lists CBS Sports for Fantasy Football and Baseball as his favorite website...Is active in Mikko Koivu and Nick Schultz' Suites for Kids, Garth Brooks' Teammates for Kids and Right to Play.



Nick Schultz



10



DEVIN SETOGUCHI

(Set-oh-GOOCH-ee)

RIGHT WING

Shoots: Right

Ht: 6-2 • Wt: 205

Born: 1/1/87

Taber, Alberta

VS. NHL

Team	GP	G	A	PTS	+/-	PIM
ANA	23	6	9	15	5	6
BOS	3	1	1	2	2	4
BUF	5	1	1	2	0	2
CGY	13	2	4	6	-3	2
CAR	2	0	1	1	-3	0
CHI	12	3	5	8	-1	2
COL	13	8	1	9	2	4
CBJ	11	4	3	7	2	2
DAL	23	9	7	16	6	11
DET	11	5	2	7	0	5
EDM	12	3	3	6	-1	4
FLA	3	0	0	0	-2	0
LA	22	7	4	11	3	10
MIN	15	4	1	5	-3	4
MTL	3	0	1	1	1	0
NSH	12	6	6	12	3	4
NJ	4	3	0	3	-1	2
NYI	3	1	0	1	0	2
NYR	3	2	2	4	3	0
OTT	3	0	0	0	-1	0
PHI	2	2	1	3	-1	0
PHX	23	6	5	11	2	11
PIT	3	0	1	1	-1	2
SJS	-	-	-	-	-	-
STL	15	4	5	9	-2	4
TB	4	2	1	3	1	0
TOR	3	1	3	4	5	0
VAN	13	3	4	7	4	4
WSH	5	1	3	4	1	2
WPG	3	0	1	1	-1	2

CAREER HIGHLIGHTS

Has recorded 159 points (84-75=159) in 267 career NHL games during four seasons with San Jose... Added 24 points (14-10=24) in 48 playoff games with the Sharks.

2010-11 HIGHLIGHTS

Recorded 41 points (22-19=41) in 72 games with SJ... Ranked third on the team in hits (138)... Set a career high in game-winning goals (5)... Posted his third consecutive 20-goal season with his tally vs. STL (3/19)... Registered first career hat trick vs. COL (2/19)... Played in his 200th career NHL game at COL (10/21)... Ranked second on SJ with 65 shots in the playoffs... Posted two points (1-1=2) in Game 7 of Western Conference Semifinal vs. DET (5/12)... Recorded first career playoff hat trick (3-0=3), including third career playoff overtime goal, in Game 3 at DET (5/4)... Registered a point on two overtime goals in Western Conference Quarterfinal vs. LA... Scored his second career overtime playoff goal in Game 3 at LA (4/19)... Missed 10 games due to injury.

2009-10 HIGHLIGHTS

Notched 36 points (20-16=36) in 70 games with SJ... Ranked third on Sharks with eight power-play goals and fourth in goals... Recorded five multi-goal contests... Scored two goals, including GWG vs. COL (3/28)... Scored GWG at STL (2/4)... Scored two goals, including GWG vs. EDM (1/16)... Posted two points (1-1=2) and tied his career-high with a plus-3 vs. ANA (12/17)... Returned from seven-game IR stint with a goal vs. NSH (11/10)... Had a three-game goal streak (4-1=5, 10/3-10/6)... Ranked second on team and tied for 10th in the NHL in postseason shots (58)... Posted two assists in Game 5 of Western Conference Quarterfinal vs. COL (4/22)... Scored his first career postseason overtime goal, which was also his first postseason game-winner, in his first career playoff multi-goal game (two goals) in Game 2 vs. COL (4/16)... Missed 12 games due to injury.

2008-09 HIGHLIGHTS

Set career-highs in goals (31), assists (34), points (65), games played (81), plus-minus rating (16), power-play goals (11) and shots (246)... Registered 19 multi-point games... Ranked third on team in points, tied for 27th in the League in goals... Scored 30th goal vs. NSH (3/26)... Named to the Sophomore Team for the YoungStars Game presented by Upper Deck (one goal)... Tied his career-high with three points (1-2=3) at EDM (1/9)... Had a career-high seven-game point streak (5-8=13, 11/11-11/28)... Registered 10 shots and three points (2-1=3) vs. NSH (11/11)... Recorded three points (1-2=3) in six playoff matches.

2007-08 HIGHLIGHTS

Tallied 17 points (11-6=17) in 44 games during rookie season with Sharks... Collected 19 points (8-11=19) in 23 games with Worcester (AHL)... Ranked tied for 13th among NHL rookies in goals... Became first Sharks player to score two goals (Marty Turco) in his NHL debut at DAL (10/29)... Made NHL postseason debut and tallied an assist in Game 4 of Western Conference Quarterfinal at CGY (4/15)... Scored first postseason goal in Game 7 vs. CGY (4/22)... Missed eight games due to injury.

2006-07 HIGHLIGHTS

Recorded 65 points (36-29=65) in 55 games for Prince George (WHL)... Ranked 11th in WHL in goals, tied for first in shorthanded goals (six) and tied for 10th in game-winning goals (six)... Led Cougars in points and goals... Named February Player of the Month (11-11=22 in 14 games)... Selected for 2006 National Junior Team Development Camp in Calgary in July, but was unable to participate due to injury.

2005-06 HIGHLIGHTS

Tallied 83 points (36-47=83) in 65 games and served as alternate captain for Saskatoon (WHL)... Led the Blades in goals and points (seventh in WHL) and was second in assists... Represented WHL in the CHL/Russia Challenge.

2004-05 HIGHLIGHTS

Notched 64 points (33-31=64) in 69 games for Saskatoon (WHL)... Finished second on team and tied for ninth in WHL in goals... Won the Hardest Shot competition (96 mph) at the 2005 CHL Top Prospects Skills Showcase.

SETOGUCHI'S AMATEUR/INTERNATIONAL CAREER

SEASON	TEAM	LEAGUE	REGULAR SEASON					PLAYOFFS				
			GP	G	A	PTS	PIM	GP	G	A	PTS	PIM
2003-04	Saskatoon Blades	WHL	66	13	18	31	53	-	-	-	-	-
2004-05	Saskatoon Blades	WHL	69	33	31	64	34	4	0	1	1	0
	Canada	WJ18-A	6	4	2	6	6	-	-	-	-	-
2005-06	Saskatoon Blades	WHL	65	36	47	83	69	10	8	4	12	8
2006-07	Prince George	WHL	55	36	29	65	55	15	11	10	21	24

SETOGUCHI'S PROFESSIONAL CAREER

SEASON	TEAM	LEAGUE	REGULAR SEASON											PLAYOFFS				
			GP	G	A	PTS	+/-	PIM	PP	SH	GW	S	S%	BS	H	TOI	FO%	
2007-08	SAN JOSE	NHL	44	11	6	17	6	8	3	0	2	105	10.5	17	64	14:14	64.7	
	Worcester Sharks	AHL	23	8	11	19	0	25	-	-	-	-	-	-	-	-	-	
2008-09	SAN JOSE	NHL	81	31	34	65	16	25	11	0	3	246	12.6	30	146	16:12	28.6	
2009-10	SAN JOSE	NHL	70	20	16	36	0	19	8	0	4	165	12.1	18	124	15:17	30	
2010-11	SAN JOSE	NHL	72	22	19	41	-2	37	4	0	5	199	11.1	25	138	15:12	45.4	
NHL TOTALS			267	84	75	159	20	89	26	0	14	715	11.6	90	472	15:14	42.2	

SETOGUCHI'S PROFESSIONAL POSTSEASON CAREER

SEASON	TEAM	LEAGUE	REGULAR SEASON											PLAYOFFS				
			GP	G	A	PTS	+/-	PIM	PP	SH	GW	S	S%	BS	H	TOI	FO%	
2007-08	SAN JOSE	NHL	9	1	1	2	-2	2	0	0	0	12	8.3	2	19	10:25	33.3	
2008-09	SAN JOSE	NHL	6	1	2	3	-1	2	0	0	0	17	5.9	1	11	16:20	0	
2009-10	SAN JOSE	NHL	15	5	4	9	3	6	1	0	1	58	8.6	4	37	18:25	0	
2010-11	SAN JOSE	NHL	18	7	3	10	-7	12	3	0	2	65	10.8	4	43	6:14	0	
NHL TOTALS			48	14	10	24	-7	22	4	0	3	152	8.4	11	110	12:51	33.3	

SETOGUCHI'S NHL CAREER HIGHLIGHTS

Goals, Game: 3 - vs. COL, 2/19/11

Assists, Game: 2 - nine times

Points, Game: 3 - six times

PIM, Game: 6 - vs. LA, 2/19/09

+/-, Game: 3 - five times

TOI, Game: 20:51 - vs. NSH, 3/19/09

Goal Streak: 4g - two times

Assist Streak: 7g - 11/11/09-11/28/09

Point Streak: 7g - 11/11/09-11/28/09

Career Hat Tricks: 1

Career Shootout: 2-8

2003-04 HIGHLIGHTS

Scored 31 points (13-18=31) in 66 games for Saskatoon (WHL)... Ranked 14th among WHL rookies in points.

INTERNATIONAL HIGHLIGHTS

Won a silver medal with Team Canada at the 2005 Under-18 World Championship... Led team with six points and ranked tied for second with four goals... Won a gold medal with Canada's Under-18 summer team at the 2004 Junior World Cup... Won a silver medal with Team Pacific as team captain at the 2004 World Under-17 Hockey Challenge.

CAREER TRANSACTIONS

Acquired by Minnesota along with Charlie Coyle and the 28th pick (Zack Phillips) in the 2011 NHL Entry Draft from San Jose in exchange for Brent Burns, June 24, 2011; Selected by San Jose in the first round (eight overall) of the 2005 NHL Entry Draft.


PERSONAL

Devin Charlie Kenichi Setoguchi resides in Taber, Alberta during the offseason... Nicknames are "Seto," "Gooch" and "Techno"... Enjoys playing golf, football and soccer in his free time... Worked on a farm for his dad as his first job... Father Dale played professional hockey in Japan for two years... Would most like to meet Tiger Woods... Favorite part of Minnesota is the downtown Minneapolis area... If not playing hockey, would likely be farming and golfing... Listens to many different genres of music before games, but prefers techno... Possesses a hidden talent for playing badminton... Lists sushi as his favorite meal... Favorite movie is *Slap Shot* and favorite television show is "Californication"... Other than hockey, lists golf as his favorite sport... Tweets @dsetoguchi10 and favorite website is GQ.com.



Devin Setoguchi

16



BRAD STAUBITZ

(STAW-biltz)

RIGHT WING

Shoots: Right

Ht: 6-2 • Wt: 210

Born: 7/28/84

Edmonton, Alberta

VS. NHL

TEAM	GP	G	A	PTS	+/-	PIM
ANA	9	0	0	0	-1	19
BOS	1	0	0	0	0	0
BUF	3	0	1	1	3	4
CAR	2	1	0	1	0	2
CGY	10	0	2	2	0	24
CHI	7	0	0	0	-2	9
CBJ	7	1	1	2	2	52
COL	8	0	0	0	-1	14
DAL	11	1	0	1	-3	21
DET	6	1	1	2	1	4
EDM	11	2	2	4	3	58
FLA	2	0	0	0	0	5
LA	10	0	0	0	0	18
MIN	4	0	0	0	0	2
MTL	2	0	0	0	-1	4
NJ	2	0	0	0	-1	4
NSH	10	1	2	3	1	16
NYI	1	0	0	0	0	5
NYR	3	1	0	1	-1	2
OTT	1	0	0	0	0	0
PHI	4	0	0	0	0	4
PHX	6	0	0	0	0	12
PIT	2	0	0	0	0	5
SJ	4	0	0	0	-1	12
STL	8	0	0	0	-1	23
TB	4	0	1	1	1	0
TOR	2	0	0	0	0	5
VAN	9	0	0	0	-4	28
WSH	2	0	0	0	0	2
WPG	2	0	0	0	0	5

CAREER HIGHLIGHTS

Has notched 18 points (8-10=18) and 359 PIM in 153 NHL games in three seasons with San Jose and Minnesota...Has recorded three GWG.

2010-11 HIGHLIGHTS

Set new career-highs in goals (4), assists (5), points (9), games played (71) and PIM (173)...Ranked ninth in the NHL in PIM and tied for 10th with 15 majors...His PIM total was the fourth highest in team history...Ranked tied for fourth on team in hits (133)...Recorded fourth goal of season vs. DAL (4/10) to set new-career high...Skated season-high 10:25 at VAN (4/7)...Tallied three points (2-1=3) in three-game stretch (3/31-4/3)...Tallied first career two-point effort (1-1=2) at DET (4/3)...Also set career-high with five shots...Potted GWG vs. EDM (3/31)...Tallied first goal of season and fighting major vs. CBJ (3/19)...Collected assist vs. BUF (3/6) to set new career-high for assists in a season with four...Recorded season-high seven hits vs. STL (2/12)...Notched career-high 19 PIM in 9:00 of ice-time at EDM (1/18)...Appeared in 100th career game vs. NYR (11/20).

2009-10 HIGHLIGHTS

Tallied six points (3-3=6) to go along with 110 PIM in 47 games with San Jose...Ranked second on team in PIM...Recorded his first career power play point with a power play assist vs. CGY (1/18)...Tallied GWG at CAR (11/1/09)...Missed 19 games due to a facial injury (11/17-12/31).

2008-09 HIGHLIGHTS

Recorded three points (1-2=3) and 76 PIM in 35 games...Ranked third on team in PIM...Logged career-high 13:25 TOI vs. COL (3/22)...Named No. 3 star as he registered three shots, two hits and a fighting major (Jordin Tootoo) vs. NSH (3/19)...Scored his first career goal and nine PIM vs. EDM (1/9)...Registered first career point (assist) at NSH (11/17)...Made NHL debut and picked up a fighting major in his first NHL shift (Nathan McLver) at ANA (10/17)...Registered five assists and 130 PIM in 38 games for Worcester (AHL)...Collected two assists and 15 PIM in 10 playoff games for Worcester.

2007-08 HIGHLIGHTS

Tallied 20 points (6-14=20) in 73 games for Worcester...Ranked second on team with 195 PIM...Recorded two PPG...Split time between forward and defense...Had a Gordie Howe Hat Trick with a goal, two assists and a fight at Lowell (3/14).

2006-07 HIGHLIGHTS

Notched five points (1-4=5) and finished second on Worcester in PIM (137) in 51 games...Ranked first on team in PIM per game (2.69)...Scored his first professional goal vs. Houston (1/24)...Appeared in five playoff games.

2005-06 HIGHLIGHTS

Recorded five assists and led Cleveland (AHL) and ranked fourth among league rookies with 245 PIM in 71 contests...Registered his first professional point with an assist vs. Rochester (11/3)...Made his professional debut vs. Rochester (10/8).

2004-05 HIGHLIGHTS

Split season between Sault-Ste. Marie and Ottawa (OHL), combining for 26 points (7-19=26) and 181 PIM in 70 matches...Ranked tied for ninth in the OHL in PIM...Ranked tied for first amongst league defensemen in scoring with 20 points (6-14=20) in 21 playoff games...Second in OHL with 70 PIM and third with a +14 rating in playoffs.

2003-04 HIGHLIGHTS

Recorded 24 points (6-18=24) and 140 PIM in 66 games with Sault-Ste. Marie...Ranked tied for sixth on team in assists, eighth in points and second in PIM...Fourth in plus/minus (+5).

STAUBITZ'S AMATEUR/INTERNATIONAL CAREER

SEASON	TEAM	LEAGUE	REGULAR SEASON					PLAYOFFS				
			GP	G	A	PTS	PIM	GP	G	A	PTS	PIM
2001-02	Sault Ste. Marie	OHL	45	0	3	3	46	3	0	0	0	2
2002-03	Sault Ste. Marie	OHL	55	2	6	8	116	4	0	0	0	7
2003-04	Sault Ste. Marie	OHL	66	6	18	24	140	-	-	-	-	-
2004-05	Sault Ste. Marie	OHL	40	2	11	13	101	-	-	-	-	-
	Ottawa	OHL	30	5	8	13	80	21	4	16	20	70

STAUBITZ'S PROFESSIONAL CAREER

SEASON	TEAM	LEAGUE	GP	G	A	PTS	+/-	PIM	PP	SH	GW	S	S%	BS	H	TOI	FO%
2005-06	Cleveland	AHL	71	0	6	6	-	245	-	-	-	-	-	-	-	-	-
2006-07	Worcester	AHL	51	1	4	5	-15	137	0	0	0	-	-	-	-	-	-
2007-08	Worcester	AHL	73	6	14	20	-2	195	2	0	-	-	-	-	-	-	-
2008-09	Worcester	AHL	38	0	5	5	-11	130	0	0	0	-	-	-	-	-	-
	SAN JOSE	NHL	35	1	2	3	0	76	0	0	1	22	4.5	3	56	6:13	0
2009-10	SAN JOSE	NHL	47	3	3	6	0	110	0	0	1	24	12.5	2	67	6:12	0
2010-11	MINNESOTA	NHL	71	4	5	9	-5	173	0	0	1	29	13.8	18	133	6:30	0
WILD TOTALS			71	4	5	9	-5	173	0	0	1	29	13.8	18	133	6:30	0
NHL TOTALS			153	8	10	18	-5	359	0	0	3	75	10.7	5	123	6:13	0

STAUBITZ'S PROFESSIONAL POSTSEASON CAREER

YEAR	TEAM	LEAGUE	GP	G	A	PTS	+/-	PIM	PP	SH	GW	S	S%	BS	H	TOI	FO%
2006-07	Worcester	AHL	5	0	0	0	-4	13	0	0	0	-	-	-	-	-	-
2008-09	Worcester	AHL	10	0	2	2	-1	15	0	0	0	-	-	-	-	-	-
NHL TOTALS			-	-	-	-	-	-	-	-	-	-	-	-	-	-	-

STAUBITZ'S NHL CAREER HIGHLIGHTS

Goals, Game: 1 – eight times

Assists, Game: 1 – ten times

Points, Game: 2 – at DET, 4/3/11

PIM, Game: 19 – at EDM, 1/18/11

+/-, Game: 2 – at EDM, 10.21.10

TOI, Game: 13:25 – vs. COL, 3/22/09

Goal Streak: None

Assist Streak: None

Point Streak: None

Career Hat Tricks: None

Career Shootout: 0-0

2002-03 HIGHLIGHTS

Collected eight points (2-6=8) in 55 games with Sault-Ste. Marie...Ranked fourth on the team in PIM (116)...Tied for fourth on team with an even plus/minus rating...Skated in four playoff games.

2001-02 HIGHLIGHTS

Completed rookie season with three assists and 46 PIM in 45 games for the Greyhounds...Appeared in three playoff contests.

CAREER TRANSACTIONS

Acquired by Minnesota from San Jose in exchange for a fifth round pick in the 2010 NHL Entry Draft (Freddie Hamilton), Jun. 21, 2010; Signed by San Jose as a free agent, Sep. 19, 2005.

PERSONAL

Brad Staubitz is single and resides in Sarnia, Ont. during the offseason...Lists boating, fishing, golfing and reading as his favorite hobbies...First job was as a pizza deliveryman...Would most like to meet Mantracker...Lists the lakes as his favorite aspect of Minnesota...Would be an entrepreneur if not playing hockey...Listens to hip hop music before games...Favorite food is barbecue steak with goat cheese...Lists "Seinfeld" as his favorite television show and water sports as his favorite sports other than hockey.



Brad Staubitz

4



**CLAYTON
STONER**

DEFENSESMAN

Shoots: Left

Ht: 6-4 • Wt: 213

Born: 2/19/85

Port McNeill, British Columbia

VS. NHL

TEAM	GP	G	A	PTS	+/-	PIM
ANA	2	1	0	1	1	0
BOS	1	0	0	0	0	0
BUF	1	0	0	0	1	5
CAR	2	0	0	0	-1	2
CGY	3	0	0	0	3	2
CHI	5	0	0	0	-1	2
CBJ	2	0	1	1	-1	2
COL	5	0	1	1	2	5
DAL	2	0	0	0	1	2
DET	3	0	0	0	-1	0
EDM	5	0	1	1	3	22
FLA	1	0	0	0	-1	4
LA	4	0	1	1	1	4
MIN	-	-	-	-	-	-
MTL	2	0	0	0	-3	5
NJ	2	1	0	1	2	0
NSH	2	0	0	0	1	5
NYI	1	0	0	0	0	2
NYR	1	0	0	0	0	0
OTT	1	0	1	1	-1	0
PHI	1	0	0	0	0	0
PHX	2	0	0	0	0	0
PIT	1	0	0	0	0	2
SJ	2	0	0	0	0	8
STL	5	0	2	2	0	23
TB	1	0	0	0	0	0
TOR	1	0	0	0	-1	2
VAN	5	0	1	1	0	9
WSH	1	0	1	1	1	0
WPG	1	0	0	0	0	2

CAREER HIGHLIGHTS

Has totaled 11 points (2-9=11) and 108 PIM in 65 career NHL games in two seasons with Minnesota...Registered 80 points (15-65=80) and 407 PIM in 283 AHL games with Houston.

2010-11 HIGHLIGHTS

Collected nine points (2-7=9) in 57 games during first full season with Wild... Led team with +5 rating and was third with 96 PIM...Ranked tied for third among NHL rookie defensemen in PIM and sixth in plus/minus amongst rookies that played more than 50 games...Tied a career-high with three shots and added five hits vs. TB (4/2)...Dished out a career-high two assists at STL (3/29)...Tallied second career goal at ANA (2/25)...Collected team-high seven hits at CHI (2/16)...Recorded career-high 15 PIM vs. STL (2/12) and at EDM (4/8)...Registered five hits, three blocked shots and -1 rating vs. COL 2/9 ending streak of 15 games with even or + rating...Collected career-high eight hits at CHI (1/25)...Recorded five blocked shots and career-high +3 rating at CGY (1/19)...First career goal came in third period of 1-0 win at NJ (1/4)...Also skated career-high 23:54 in contest...Missed five games with upper body injury (11/27-12/4), three games with lower body injury (3/8-3/11).

2009-10 HIGHLIGHTS

Tallied two assists, a +1 rating and 12 PIM in eight games with Minnesota... Recorded an assist in back-to-back games (12/19-21)...Tallied first career NHL point (assist) at OTT (12/19)...Made NHL debut at MTL (12/17) and logged 14:42 in ice time...Notched 10 points (3-7=10) in 26 games with Houston before being recalled by Wild on 12/16...Missed final 39 games of season due to abdominal/groin injury suffered at CHI (1/5)...Underwent sports hernia surgery on 2/12 and additional surgery 3/31.

2008-09 HIGHLIGHTS

Matched a career-high with 24 points (2-22=24) in 63 games with Houston... Recorded a career-high 22 assists...Ranked fourth among Aeros skaters with 81 PIM...Totaled five points (1-4=5) and 27 PIM in 20 playoff games...Netted GWG in Game 7 at MIL (5/13) plus an assist to help Aeros reach Conference Finals.

2007-08 HIGHLIGHTS

Collected 15 points (3-12=15) and 78 PIM in 56 games in his third season with Houston...Missed 22 games due to concussion...Played in all five Aeros playoff contests.

2006-07 HIGHLIGHTS

Tallied seven points (1-6=7) and 104 PIM in 65 games in second season with Aeros...Shelved for part of the season with a separated shoulder.

2005-06 HIGHLIGHTS

Registered 24 points (6-18=24), 92 PIM and a +6 ratio in 73 games for Houston during his first AHL campaign...Led Houston rookie defensemen in scoring and ranked third overall in defensemen on the squad...Signed a contract with Minnesota (9/5/05)...Recorded two points (1-1=2) and eight PIM in three playoff matches.

2004-05 HIGHLIGHTS

Ranked second on the team in points (12-34=46) and first with 34 assists... Selected to Second WHL All-Star Team.

STONER'S AMATEUR/INTERNATIONAL CAREER

SEASON	TEAM	LEAGUE	REGULAR SEASON					PLAYOFFS				
			GP	G	A	PTS	PIM	GP	G	A	PTS	PIM
2000-01	Campbell River	VJHL	47	4	16	20	57	-	-	-	-	-
2001-02	Campbell River	VJHL	42	12	35	47	199	-	-	-	-	-
2002-03	Tri-City	WHL	58	4	12	16	85	-	-	-	-	-
2003-04	Tri-City	WHL	71	7	24	31	109	11	1	1	2	8
2004-05	Tri-City	WHL	60	12	34	46	81	4	0	3	3	2

STONER'S PROFESSIONAL CAREER

SEASON	TEAM	LEAGUE	GP	G	A	PTS	+/-	PIM	PP	SH	GW	S	S%	BS	H	TOI
2006-07	Houston	AHL	65	1	6	7	-9	104	1	0	0	-	-	-	-	-
2007-08	Houston	AHL	56	3	12	15	7	78	0	0	0	-	-	-	-	-
2008-09	Houston	AHL	63	2	22	24	6	81	0	1	0	-	-	-	-	-
2009-10	Houston	AHL	26	3	7	10	14	52	0	0	0	-	-	-	-	-
	MINNESOTA	NHL	8	0	2	2	1	12	0	0	0	5	0.0	9	5	13:18
2010-11	MINNESOTA	NHL	57	2	7	9	5	96	0	0	1	40	5	81	110	16:51
NHL/WILD TOTALS			65	2	9	11	6	108	0	0	1	45	4.4	90	115	15:05

STONER'S PROFESSIONAL POSTSEASON CAREER

YEAR	TEAM	LEAGUE	GP	G	A	PTS	+/-	PIM	PP	SH	GW	S	S%	BS	H	TOI
2005-06	Houston	AHL	3	1	1	2	0	7	0	0	0	-	-	-	-	-
2008-09	Houston	AHL	20	1	4	5	-6	27	1	0	1	-	-	-	-	-
NHL/WILD TOTALS			-	-	-	-	-	-	-	-	-	-	-	-	-	-

STONER'S NHL CAREER HIGHLIGHTS

Goals, Game: 1 – two times

Assists, Game: 2, at STL, 3/29/11

Points, Game: 2, at STL, 3/29/11

PIM, Game: 15 – two times

+/-, Game: 3 – at CGY, 1/19/11

TOI, Game: 23:54 – at NJ 1/4/11

Goal Streak: None

Assist Streak: 2g – two times

Point Streak: 2g – two times

Career Hat Tricks: None

Career Shootout: 0-0

2003-04 HIGHLIGHTS

Ranked fourth in points (7-24=31) and fifth in PIM (109) among Tri-City players in 71 games... Led team with a +21 rating...Named playoff Co-MVP for Tri-City.

2002-03 HIGHLIGHTS

Recorded 16 points (4-12=16) and 85 PIM in 58 games for Tri-City.

CAREER TRANSACTIONS

Selected by Minnesota in the third round (79th overall) of the 2004 NHL Entry Draft.


PERSONAL

Clayton Stoner is engaged and lives in Victoria, B.C. during the offseason...Nickname is "Stonedaddy"...Hobbies include fishing, hunting, hiking and golfing...First job was as a commercial fisherman...Lists Will Ferrell as the person he would most like to meet...Favorite part of Minnesota is the lakes and outdoor activities...Would like to own a business if not playing hockey...Owns a hidden talent for playing squash...Lists steak and sushi as his favorite foods...Favorite movie is *The Hangover* and favorite television show is "Storage Wars"...Besides hockey, hunting and fishing are his favorite sports...Lists wild.com as his favorite website.



Clayton Stoner

5



**GREG
ZANON**

DEFENSESMAN

Shoots: Left
Ht: 5-11 • Wt: 202
Born: 6/5/80
Burnaby, B.C.

VS. NHL

TEAM	GP	G	A	PTS	+/-	PIM
ANA	20	0	2	2	-5	10
BOS	5	0	0	0	-1	0
BUF	5	0	0	0	-1	0
CAR	6	0	2	2	1	6
CGY	24	1	4	5	0	6
CHI	29	0	3	3	-3	8
CBJ	29	0	2	2	12	6
COL	24	0	3	3	0	12
DAL	19	1	2	3	8	16
DET	29	3	3	6	5	16
EDM	21	0	6	6	12	16
FLA	5	0	0	0	-3	6
LA	20	0	0	0	0	6
MIN	10	0	3	3	0	8
MTL	5	0	0	0	-7	2
NJ	3	0	0	0	2	2
NSH	8	0	1	1	-5	8
NYI	3	0	0	0	0	2
NYR	4	0	0	0	2	4
OTT	5	0	0	0	-2	2
PHI	6	0	0	0	-4	4
PHX	18	0	0	0	5	8
PIT	5	1	1	2	3	0
SJ	19	1	3	4	-4	6
STL	29	0	2	2	-6	12
TB	5	0	1	1	1	4
TOR	5	1	0	1	-2	4
VAN	22	1	0	1	-4	10
WSH	5	0	0	0	-1	0
WPG	5	0	1	1	1	0

CAREER HIGHLIGHTS

Has appeared in 393 games in six seasons with Nashville and Minnesota, registering 48 points (9-39=48), along with 184 PIM...Has ranked in the top 10 of NHL players in blocked shots in each of the last five seasons.

2010-11 HIGHLIGHTS

Ranked second in NHL with 212 blocked shots (second highest total of career)...Tied for second on club in hits (169) and third in TOI/game (21:32)...Hit total ranked 20th among NHL defensemen...Set new career-high in PIM (48)...Collected seven assists and was one of three players to appear in every game (Brunette, Nystrom)...Set career-high with +4 rating vs. DAL (4/10)...Blocked 1,000th career shot vs. STL (3/26)...Recorded season-high five shots and added four hits and five blocked shots vs. CBJ (3/19)...Registered season-high six hits and five blocked shots at CHI (2/16)...Had six blocked shots and four hits vs. STL (2/11)...Blocked season-high seven shots vs. LA (2/1)...Notched assist and tied career-high with +3 rating at CGY (1/19)...Logged season-high 25:30 in ice time at TB (11/14).

2009-10 HIGHLIGHTS

Established new career highs in assists (13), points (15) and shots (59) while playing 81 games...Ranked tied for second on Wild in TOI/game (22:22)...Led team and ranked fourth in NHL with 196 blocked shots...Was second on Wild and T-31st in NHL with 183 hits...Skated in 300th career NHL contest at NSH (3/18)...Registered assist for career-high 12th point of season (2-10=12) vs. STL (3/15)...Logged career-high 30:19 of ice time vs. FLA (3/9)...Tied career-high +3 rating vs. VAN (1/13)...Notched career-high two assists and added six hits, four blocked shots and four shots vs. COL (11/27)...Tallied first goal of season at TOR (11/10) along with three hits and four blocked shots...Missed game at CBJ (3/19) with ankle injury snapping streak of 172 consecutive games played.

2008-09 HIGHLIGHTS

Skated in all 82 games for Nashville, recording 11 points (4-7=11)...Ranked third in the NHL with 237 blocked shots...Netted first career two-point game (1-1=2) vs. PIT (1/8)...Scored his first career G/WG vs. SJ (3/26)...Recorded a point in consecutive games twice (1-1=2, 12/26-12/28; 2-1=3, 1/8-1/10).

2007-08 HIGHLIGHTS

Led the Predators and ranked seventh in the NHL with 176 blocked shots...Ranked second on the team with 160 hits...One of just three NHLers (along with Montreal's Mike Komisarek and Phoenix's Keith Ballard) to finish the season with at least 160 hits and 160 blocked shots...Led his team and ranked 13th in the league in average shorthanded TOI (4:11)...Had the fewest PIM of any Nashville skater who played at least 60 games (24)...Appeared in all six of the team's playoff games...Notched assists in two of Nashville's first three games vs. DET...Paced the club in plus/minus rating (+2) and tied for the club lead in blocked shots (12)...Led Nashville defensemen in average shorthanded time on ice (3:40).

2006-07 HIGHLIGHTS

Led the Predators and ranked eighth in the NHL with 189 blocked shots...Ranked third on the team in hits (91)...Ranked second on the team in shorthanded TOI per game (4:09)...Assisted on the overtime game-winner vs. ANA (1/9)...Appeared in two games with Milwaukee (AHL) on a conditioning assignment (11/9-11/11) and posted two assists...Missed 10 games due to injury...Made his NHL playoff debut vs. SJ (4/11) and tallied assist...Appeared in all five of Nashville's playoff games...Led Nashville penalty-killers in shorthanded TOI per game (6:40)...Tied for third on the club with two assists.

2005-06 HIGHLIGHTS

Totaled two points (0-2=2) in four NHL games...Played his first NHL game vs. MIN (12/1) and registered his first career NHL point with an assist in the game...Recorded 35 points (8-27=35) in 71 games with Milwaukee (AHL)...Led the Admirals with a +17 rating in the regular season...Notched eight points (1-7=8) in 21 playoff games...Captained Milwaukee to the Calder Cup Finals...Tied for the team lead and tied for fifth in the AHL with a +11 rating in the playoffs.

2004-05 HIGHLIGHTS

One of three players to play in all 80 games for Milwaukee...Tallied 19 points (2-17=19)...Posted 16 points (4-12=16) and a +30 rating to lead all AHL rookies in first professional season with Milwaukee...Led the AHL playoffs with a +10 rating...Helped Milwaukee to the Calder Cup championship.

2002-03 HIGHLIGHTS

Totaled 25 points (6-19=25) in 32 games during senior season at Nebraska-Omaha.

2001-02 HIGHLIGHTS

Played in 41 games with Nebraska Omaha and posted 25 points (9-16=25)...Was named a CCHA Second-Team All-Star in 2002 and an NCAA West Second-Team All-American.

ZANON'S AMATEUR/INTERNATIONAL CAREER

SEASON	TEAM	LEAGUE	REGULAR SEASON					PLAYOFFS				
			GP	G	A	PTS	PIM	GP	G	A	PTS	PIM
1995-96	Burnaby	BCAHA	49	16	27	43	142	-	-	-	-	-
1996-97	Victoria	BCHL	53	4	13	17	124	-	-	-	-	-
1997-98	Victoria	BCHL	49	11	21	32	108	7	0	2	2	10
1998-99	South Surrey	BCHL	59	17	54	71	154	-	-	-	-	-
1999-00	Nebraska-Omaha	CCHA	42	3	26	29	56	-	-	-	-	-
2000-01	Nebraska-Omaha	CCHA	39	12	16	28	64	-	-	-	-	-
2001-02	Nebraska-Omaha	CCHA	41	9	16	25	54	-	-	-	-	-
2002-03	Nebraska-Omaha	CCHA	32	6	19	25	44	-	-	-	-	-

ZANON'S PROFESSIONAL CAREER

SEASON	TEAM	LEAGUE	GP	G	A	PTS	+/-	PIM	PP	SH	GW	S	%	BS	H	TOI
2003-04	Milwaukee	AHL	62	4	12	16	30	59	0	0	0	-	-	-	-	-
2004-05	Milwaukee	AHL	80	2	17	19	4	59	0	0	0	-	-	-	-	-
2005-06	NASHVILLE	NHL	4	0	2	2	0	6	0	0	0	3	0.0	9	7	17:18
	Milwaukee	AHL	71	8	27	35	17	55	0	0	0	-	-	-	-	-
2006-07	NASHVILLE	NHL	66	3	5	8	16	32	0	0	0	43	7.0	189	91	17:19
	Milwaukee	AHL	2	0	2	2	1	0	0	0	0	-	-	-	-	-
2007-08	NASHVILLE	NHL	78	0	5	5	-5	24	0	0	0	38	0.0	176	160	18:27
2008-09	NASHVILLE	NHL	82	4	7	11	8	38	0	0	1	54	7.4	237	153	20:51
2009-10	MINNESOTA	NHL	81	2	13	15	-10	36	0	0	0	59	3.4	196	183	22:22
2010-11	MINNESOTA	NHL	82	0	7	7	-5	48	0	0	0	55	0	212	169	21:32
WILD TOTALS			163	2	20	22	-15	84	0	0	0	114	1.7	408	352	21:57
NHL TOTALS			393	9	39	48	4	184	0	0	1	252	3.6	1019	763	19:38

ZANON'S PROFESSIONAL POSTSEASON CAREER

YEAR	TEAM	LEAGUE	GP	G	A	PTS	+/-	PIM	PP	SH	GW	S	%	BS	H	TOI
2003-04	Milwaukee	AHL	22	2	6	8	10	31	1	0	1	-	-	-	-	-
2004-05	Milwaukee	AHL	7	0	1	1	0	10	0	0	0	-	-	-	-	-
2005-06	Milwaukee	AHL	21	1	7	8	11	24	0	0	0	-	-	-	-	-
2006-07	NASHVILLE	NHL	5	0	2	2	-2	2	0	0	0	7	0.0	6	6	20:43
2007-08	NASHVILLE	NHL	6	0	2	2	2	4	0	0	0	1	0.0	12	15	18:44
NHL TOTALS			11	0	4	4	0	6	0	0	0	8	0.0	18	21	19:43

ZANON'S NHL CAREER HIGHLIGHTS

Goals, Game: 1 – nine times

Assists, Game: 2 – vs. COL, 11/27/09

Points, Game: 2 – two times

PIM, Game: 6 – vs. MIN, 12/1/05

+/-, Game: 4 – vs. DAL, 4/10/11

TOI, Game: 30:19 – vs. FLA, 3/9/10

Goal Streak: 1g – nine times

Assist Streak: 2g – three times

Point Streak: 2g – four times

Career Hat Tricks: None

Career Shootout: 0-0

2000-01 HIGHLIGHTS

Piled up 28 points on 12 goals and 16 assists during sophomore campaign with the Mavericks...Was named an NCAA West Second-Team All-American...Was named a CCHA First-Team All-Star and named the CCHA's Best Offensive Defenseman.

1999-2000 HIGHLIGHTS

Registered 29 points on three goals and 26 assists during freshman season at Nebraska-Omaha.

CAREER TRANSACTIONS

Signed by Minnesota as a free agent, July 1, 2009; Signed by Nashville as a free agent, July 9, 2004; Selected by Ottawa in the sixth round (156th overall) of the 2000 NHL Entry Draft.


PERSONAL

Greg Zanon and his wife, Jen, reside in Langley, B.C. during the off-season with their daughters, Rylynn and Alayna, son, Austin and dog, Chasie...Nickname is "Zooch"...Enjoys playing with his kids, playing Call of Duty, golfing and fishing when he's not at the rink...First job was working in sheet metal for his dad...Lists skating outdoors in the winter with his daughters as his favorite part of Minnesota...Listens to "a little bit of everything" before games, including country, hip hop, rock, rap and classical music...Lists sushi as his favorite meal...Favorite movie is *The Hangover*...Favorite television show is "Entourage"...Lists golf as his favorite non-hockey sport...Is active in March of Dimes.



Greg Zanon

3



MAREK

ZIDLICKY

(zihd-LIHTCH-kee, MAIR-ehk)

DEFENSEMAN

Shoots: Right

Ht: 5-11 • Wt: 187

Born: 2/3/77

Most, Czech Republic

VS. NHL

TEAM	GP	G	A	PTS	+/-	PIM
ANA	28	2	12	14	-6	37
BOS	6	1	1	2	-1	0
BUF	6	1	4	5	-2	6
CAR	6	0	2	2	4	10
CGY	31	1	10	11	-6	12
CHI	36	6	11	17	-7	32
CBJ	38	7	26	33	6	43
COL	29	4	17	21	-3	24
DAL	24	4	7	11	-7	18
DET	37	1	18	19	-18	44
EDM	30	1	12	13	13	34
FLA	4	0	1	1	-3	4
LA	27	2	12	14	-9	30
MIN	14	2	5	7	-2	12
MTL	5	0	1	1	-4	0
NJ	5	0	3	3	0	6
NSH	10	2	5	7	-4	10
NYI	7	1	4	5	4	4
NYR	8	1	3	4	3	8
OTT	6	0	1	1	0	2
PHI	6	1	1	2	1	4
PHX	24	5	11	16	0	10
PIT	7	1	3	4	2	17
SJ	26	3	14	17	-1	14
STL	36	3	18	21	-1	37
TB	6	0	4	4	9	6
TOR	5	1	2	3	1	6
VAN	31	6	11	17	-8	30
WSH	6	4	2	6	0	8
WPG	3	0	3	3	0	4

CAREER HIGHLIGHTS

Has totaled 284 points (60-224=284) and 472 PIM in 507 NHL games in seven seasons with Nashville and Minnesota...Since entering the NHL in 2003, he ranks 12th among active defensemen in points, 13th in assists, 10th with 32 PPG, 11th in power play points (157) and 21st in goals.

2010-11 HIGHLIGHTS

Collected 24 points (7-17=24) in career-low 46 games...Ranked second on team in TOI/game at 21:46...Recorded goal in 500th career NHL game vs. BUF (3/6)...Registered team-high seven hits at LA (12/11)...Skated season-high 27:40 at DAL (12/4)...Recorded three points (1-2=3) vs. NSH (11/26) and vs. VAN (10/19)...Missed two games with groin injury (10/7, 10/8), four games with lower body injury (11/6-11/12,11/24), 21 games with shoulder injury (12/31-2/16) and nine games with lower body injury (3/17-3/22, 4/2-4/10).

2009-10 HIGHLIGHTS

Totaled 43 points (6-37=43) in 78 games...Assist total was highest ever by team blueliner...Wild was 22-12-0 when Zidlicky registered a point...Led team and ranked 23rd in NHL in TOI/game (24:10)...Ranked tied for 13th in assists and tied for 17th in scoring among NHL defensemen...Ranked third on team with 128 blocked shots...Established team record with 31st assist vs. VAN (2/14)...Recorded 200th career assist vs. PHX (2/10)...Notched two assists and +2 rating in season-high 30:42 vs. ANA (12/4)...Tallied two points (1-1=2) in 400th NHL game at TOR (11/10)...Missed one game with lower body injury (11/28), final three games with arm injury (4/5-4/10).

2008-09 HIGHLIGHTS

Skated in 76 games, totaling 42 points (12-30=42)...Set franchise records for defenseman with 10 PPG and 25 power-play points in a season...Ranked fourth on team with 74 hits...Wild was 16-2-1 when he skated to +1 or better...Led team with three shootout deciding goals...First Wild defenseman with to record two, two-PPG games in one season...First Wild defenseman with pair of three-point games in single season (later joined by Marc-Andre Bergeron)...Notched assist vs. TOR (1/27) for 200th NHL point...Collected three power-play points (2-1=3) including GWG vs. PHX (11/13)...Missed four games with a lower body injury (10/11-10/18), one game due to illness (12/31), one game with lower body injury (3/22).

2007-08 HIGHLIGHTS

Led Nashville defensemen in points (43) and assists (38)...Paced the club in power-play points (25) and power-play assists (21)...Ranked second on the club in TOI/game (20:49) and third in assists and blocked shots (84)...Led the Predators in power-play TOI/game (4:22)...Tied for the club lead in playoff assists (three) while appearing in all six of the club's Western Conference Quarterfinal series games vs. DET...Also tied for the team lead in blocked shots (12)...Tallied two assists in a Game 3 victory (4/14).

2006-07 HIGHLIGHTS

Ranked second among Nashville defensemen in assists (26)...Posted five multi-point games, including three three-point games...Skated in his 200th NHL game at PHX (2/1)...Missed two games due to injury...Tallied two assists in Game 2 of the Western Conference Quarterfinal vs. SJ (4/13).

2005-06 HIGHLIGHTS

Ranked second among club defensemen and tied for 14th in the NHL in scoring by defensemen (12-37=49)...Established career highs in PPGs (10) and tied career-high with 82 PIM...Tied for third on the team in assists (37) and ranked third in TOI/game (20:03)...Missed 15 regular season games due to injury...Recorded first NHL playoff point with an assist in Game 5 of Western Conference Quarterfinal vs. SJ (4/30)...Missed first three games of series due to injury.

2004-05 HIGHLIGHTS

Led HIFK (Finland) defensemen and ranked fourth in team scoring (11-20=31).

2003-04 HIGHLIGHTS

Appeared in all 82 games in first NHL season...Finished sixth in the NHL in power-play points...Ranked second in power-play points, tied for third in PPGs, ranked fourth in assists, tied for fourth in points and tied for eighth in goals among league defensemen...Set a franchise single-game record for points and assists when he posted the club's first five-assist game vs. SJ (2/18)...Registered points (2-5=7) in his first six NHL games (10/9-23), including his first NHL goal vs. DAL (10/11) and an assist in his NHL debut vs. ANA (10/9)...Suffered a concussion in Game 1 of Western Conference Quarterfinal series at DET (4/7) and missed remainder of series.

1998-2003 HIGHLIGHTS

Led defensemen and tied for fifth overall in the Finnish Elite League in scoring with 47 points (10-37=47) in 2002-03...Led HIFK Helsinki in assists, tied for the team lead in scoring and finished second on the team with 79 PIM...Finished 2001-02, tied for second among Finnish league defensemen in scoring (11-29=40) and led HIFK Helsinki in scoring and assists...Played in all 56 games for HIFK Helsinki. In 2000-01, led Finnish league defensemen in scoring (12-25=37)...Led HIFK Helsinki and ranked fourth in the league with 146 PIM...Tied for second on his team with 37 points and ranked third with 25 assists...In 1998-99, led HC Kladno in PIM (94) and led team defensemen in scoring (10-12=22).

INTERNATIONAL HIGHLIGHTS

Tallied five points (1-4=5) in nine game and won bronze medal at 2011 World Championship...Recorded five assists in five games for the Czech Republic at 2010 Olympics...Played at the 2008 World Championship and ranked second among team blueliners in points (1-4=5) and assists (4)...Led Czech defensemen in scoring (1-5=6) at the 2007 World Championship and was voted as one of the Czech Republic's top three players in the event...Captured a bronze medal at the 2006 Winter Olympics and led all defensemen with four goals...Captured a gold medal with the Czech Republic at the 2005 World Championship and was selected to the tournament All-Star Team...Tied for the tournament lead with a +8...Represented the Czech Republic at the 2004 World Cup of Hockey and tied for second among tournament defensemen in scoring (3-1=4)...Tied for team lead in goals...Played in both the 1995 and 1996 World Junior Championships.

ZIDLICKY'S AMATEUR/INTERNATIONAL CAREER

SEASON	TEAM	LEAGUE	REGULAR SEASON					PLAYOFFS				
			GP	G	A	PTS	PIM	GP	G	A	PTS	PIM
1994-95	HC Kladno	CzRep	30	2	2	4	38	11	1	1	2	10
1994-95	Czech Republic	WJC	7	0	2	2	31	--	--	--	--	--
1995-96	HC Poldi Kladno	CzRep	37	4	5	9	74	7	1	1	2	8
1996-97	HC Poldi Kladno	CzRep	49	5	16	21	60	2	0	0	0	0
	Czech Republic	WJC	7	0	5	5	12	--	--	--	--	--
1997-98	Kladno	CzRep	51	2	13	15	121	--	--	--	--	--
1998-99	Kladno	CzRep	50	10	12	22	94	--	--	--	--	--
1999-00	HIFK Helsinki	Finland	47	4	16	20	66	9	3	2	5	24
	HIFK Helsinki	EuroHL	4	2	2	4	10	1	0	0	0	0
2000-01	HIFK Helsinki	Finland	51	12	25	37	146	5	0	1	1	6
2001-02	HIFK Helsinki	Finland	56	11	29	40	107	--	--	--	--	--
2002-03	HIFK Helsinki	Finland	54	10	37	47	79	4	0	0	0	4
2004-05	HIFK Helsinki	Finland	49	11	20	31	91	5	0	3	3	14
	Czech Republic	WorldCup	5	3	1	4	2	5	0	3	3	14
	Czech Republic	Worlds	9	1	3	4	18	--	--	--	--	--
2005-06	Czech Republic	Olympics	7	4	1	5	16	--	--	--	--	--
2006-07	Czech Republic	Worlds	7	1	5	6	6	--	--	--	--	--
2007-08	Czech Republic	Worlds	7	1	4	5	6	--	--	--	--	--
2008-09	Czech Republic	Worlds	7	0	1	1	6	--	--	--	--	--
2009-10	Czech Republic	Olympics	5	0	5	5	2	--	--	--	--	--
2010-11	Czech Republic	Worlds	9	1	4	5	6	--	--	--	--	--

ZIDLICKY'S PROFESSIONAL CAREER

SEASON	TEAM	LEAGUE	GP	G	A	PTS	+/-	PIM	PP	SH	GW	S	%	BS	H	TOI
2003-04	NASHVILLE	NHL	82	14	39	53	-16	82	9	0	4	143	9.8			
2005-06	NASHVILLE	NHL	67	12	37	49	8	82	10	0	1	113	10.6	67	76	20:03
2006-07	NASHVILLE	NHL	79	4	26	30	8	72	2	0	1	114	3.5	82	81	19:43
2007-08	NASHVILLE	NHL	79	5	38	43	-5	63	4	0	0	122	4.1	84	83	20:49
2008-09	MINNESOTA	NHL	76	12	30	42	-12	76	10	0	3	147	8.2	95	74	22:06
2009-10	MINNESOTA	NHL	78	6	37	43	-16	67	4	0	3	116	5.2	128	80	24:10
2010-11	MINNESOTA	NHL	46	7	17	24	-6	30	3	0	0	53	13.2	63	66	21:46
WILD TOTALS			200	25	84	109	-34	173	17	0	6	316	7.9	286	220	22:40
NHL TOTALS			507	60	224	284	-39	472	42	0	12	808	7.4	519	460	21:26

ZIDLICKY'S PROFESSIONAL POSTSEASON CAREER

YEAR	TEAM	LEAGUE	GP	G	A	PTS	+/-	PIM	PP	SH	GW	S	%	BS	H	TOI
2003-04	NASHVILLE	NHL	1	0	0	0	0	0	0	0	0	0	0.0			
2005-06	NASHVILLE	NHL	2	0	1	1	0	2	0	0	0	7	0.0	0	1	15:18
2006-07	NASHVILLE	NHL	5	0	2	2	-1	4	0	0	0	8	0.0	5	4	19:18
2007-08	NASHVILLE	NHL	6	0	3	3	-2	8	0	0	0	11	0.0	12	5	19:04
NHL TOTALS			14	0	0	6	-3	14	0	0	0	26	0.0	17	10	17:53

ZIDLICKY'S NHL CAREER HIGHLIGHTS

Goals, Game: 2 – five times

Assists, Game: 5 – vs. SJ, 2/18/04

Points, Game: 5 – vs. SJ, 2/18/04

PIM, Game: 7 – three times

+/-, Game: 4 – two times

TOI, Game: 31:38 – vs. VAN, 3/31/09

Goal Streak: 2g – eight times

Assist Streak: 6g – 3/1-3/11/04

Point Streak: 6g – two times

Career Hat Tricks: None

Career Shootout: 6-19

CAREER TRANSACTIONS

Acquired by Minnesota from Nashville in exchange for Ryan Jones and a 2009 second round pick (Charles-Olivier Rousell), July 1, 2008; Acquired by Nashville with Rem Murray and Tomas Kloucek from N.Y. Rangers in exchange for Mike Dunham, Dec. 12, 2002; Selected by N.Y. Rangers in the sixth round (176th overall) of the 2001 NHL Entry Draft.

PERSONAL

Marek Zidlicky and his wife, Karina, have a son, Adam, and reside in Prague, Czech Republic during the offseason...Nickname is "Z"...Hobbies include riding his motorcycle and fishing...Most memorable hockey moment is winning gold medal at 2005 World Championship in Austria...Lists Lance Armstrong as the one person he would most like to meet...Says his favorite part of Minnesota are the lakes and favorite place to eat in the Twin Cities is at his home...Lists Slipknot and Disturbed as his favorite bands...Enjoys eating eggs for breakfast and favorite food is chicken...Lists his favorite part of hockey is winning and Detroit as his favorite team to play.



Marek Zidlicky





IN THE SYSTEM



CODY ALMOND

CENTER


Shoots: Left **Height:** 6-2 **Weight:** 209

Born: July 24, 1989; Calgary, Alberta

Acquired: Selected in the fifth round (140th overall) of the 2007 NHL Entry Draft.

2010-11: Tallied 34 points (15-19=34) in 65 games with the Houston Aeros... His 124 PIM ranked second on the team... Notched six assists and 20 PIM in 22 playoff games... Appeared in eight contests with the Minnesota Wild... **2009-10:** Appeared in 48 games with Houston Aeros and seven contests with Minnesota Wild during first professional season... Notched one goal and nine PIM with Minnesota... Registered first fighting major vs. DAL (4/10)... Tallied first career NHL goal at VAN (4/4)... Made NHL debut vs. ATL (2/12)... Recorded 18 points (7-11=18), three PPG and 77 PIM with Aeros... **2008-09:** Helped Kelowna Rockets capture WHL Championship... Tied for second on the team with 33 goals... Tallied a career-high 66 points (33-33=66) in 70 games... Led the club with a +18 rating in 22 playoff games... Ranked second on the club with 27 playoff points (10-17=27)... **2007-08:** Played 69 games tallying 56 points (22-34=56) and 114 PIM in his third season with Kelowna... **2006-07:** Finished 14th on the WHL rookie scoring chart with 43 points (15-28=43)... **2005-06:** Notched three points (2-1=3) in 23 contests for Kelowna.

SEASON	CLUB	LEAGUE	REGULAR SEASON					PLAYOFFS				
			GP	G	A	PTS	PIM	GP	G	A	PTS	PIM
2004-05	Calgary	SAMHL	30	28	15	43	108	-	-	-	-	-
2005-06	Kelowna	WHL	23	2	1	3	7	8	0	0	0	0
2006-07	Kelowna	WHL	68	15	28	43	72	-	-	-	-	-
2007-08	Kelowna	WHL	69	22	34	56	114	7	1	2	3	2
2008-09	Kelowna	WHL	70	33	33	66	105	22	10	17	27	51
2009-10	Houston	AHL	48	7	11	18	77	-	-	-	-	-
	MINNESOTA	NHL	7	1	0	1	9	-	-	-	-	-
2010-11	Houston	AHL	65	15	19	34	124	22	0	6	6	20
	MINNESOTA	NHL	8	0	0	0	2	-	-	-	-	-



DREW BAGNALL

DEFENSEMAN

Shoots: Left **Height:** 6-3 **Weight:** 226

Born: October 26, 1983; Oakbank, Manitoba

Acquired: Signed as a free agent, July 2, 2010.

2010-11: Played in 72 games for the Houston Aeros, notching two assists and 112 PIM... Picked up two points (1-1=2) and 22 PIM in 24 playoff games... Made his NHL debut vs. EDM (4/8) and played his second game vs. DAL (4/10)... **2009-10:** Collected 12 points (2-10=12) and 113 PIM for Manchester in 58 games... Served as Monarchs team captain... Named Manchester's American Specialty/AHL Man of the Year for his outstanding contributions to the community and charitable organizations during the 2009-10 season... Delivered three assists and 21 PIM in 16 playoff games as team advanced to the AHL Eastern Conference Finals... **2008-09:** Recorded six assists and 150 PIM in 79 games with Manchester... His 150 PIM ranked second on Manchester and 34th in the AHL... His 79 games played was second most on Manchester... **2007-08:** Finished his rookie season with 12 points (1-11=12), a +4 rating and 115 penalty minutes... Ranked third on the Monarchs in PIM... Made his AHL debut with the Monarchs against the Portland Pirates (11/16)... Made his professional debut with the Reading Royals of the ECHL... In ten games with Reading he posted 3 points (1-2=3) and 32 PIM... **2003-07:** Played four collegiate seasons at St. Lawrence University... Recorded 72 points (19-53=72) and 235 PIM in 140 games... Was named ECAC Player of the Year and was a finalist for the Hobey Baker Award in his senior season... Selected by Dallas in the sixth round (195th overall) of the 2003 Entry Draft.

SEASON	CLUB	LEAGUE	REGULAR SEASON					PLAYOFFS				
			GP	G	A	PTS	PIM	GP	G	A	PTS	PIM
2002-03	Battlefords	SJHL	55	17	46	63	248	-	-	-	-	-
2003-04	St. Lawrence	ECAC	40	5	13	18	61	-	-	-	-	-
2004-05	St. Lawrence	ECAC	37	7	12	19	68	-	-	-	-	-
2005-06	St. Lawrence	ECAC	24	1	9	10	32	-	-	-	-	-
2006-07	St. Lawrence	ECAC	39	6	19	25	74	-	-	-	-	-
2007-08	Reading	ECHL	10	1	2	3	32	-	-	-	-	-
	Manchester	AHL	54	1	11	12	115	4	0	0	0	4
2008-09	Manchester	AHL	79	0	6	6	150	-	-	-	-	-
2009-10	Manchester	AHL	58	2	10	12	113	16	0	3	3	21
2010-11	Houston	AHL	72	0	2	2	112	24	1	1	2	22
	MINNESOTA	NHL	2	0	0	0	4	-	-	-	-	-



IN THE SYSTEM

JOEL BRODA

CENTER

Shoots: Left **Height:** 6-0 **Weight:** 203

Born: November 24, 1989; Yorkton, Saskatchewan

Acquired: Signed as a free agent, July 13, 2010.

2010-11: Collected seven points (5-2=7) and 16 PIM in 22 games with the Houston Aeros... Played in 32 games with the Bakersfield Condors (ECHL), recording 30 points (17-13=30)... Earned 39 PIM and a rating of +9... Tallied one assist in four playoff games with the Condors... **2009-10:** Recorded 73 points (39-34=73) and 65 PIM in 66 games to help lead the Calgary Hitmen to the top regular season record in the Western Hockey League... Led the WHL with 23 power play goals and ranked first on the team in goals and third in scoring... Added 17 points (13-4=17) in 23 playoff contests, leading the WHL with 13 postseason goals and five power play markers as the Hitmen advanced to the Memorial Cup... **2008-09:** Split time between Moose Jaw and Calgary, posting career highs in goals (53), assists (34), and points (87) in just 67 games... His 53 goals led the WHL... Recorded 24 points (11-13=24) in 18 post-season contests... **2007-08:** Suited up in 70 games for Moose Jaw and registered 50 points (28-22=50) after beginning the year by picking up three points (2-1=3) in three games with Tri-City... Ranked third among Moose Jaw skaters in goal scoring... **2006-07:** Collected 44 points (16-28=44) and 62 PIM in 71 games... **2005-06:** Tallied four points (3-1=4) in 51 games, during his first full season in the WHL.

SEASON	CLUB	LEAGUE	REGULAR SEASON					PLAYOFFS				
			GP	G	A	PTS	PIM	GP	G	A	PTS	PIM
2004-05	Beardy's	SMHL	44	13	13	26	28	-	-	-	-	-
	Tri-City	WHL	1	0	0	0	0	-	-	-	-	-
2005-06	Tri-City	WHL	51	3	1	4	10	5	0	0	0	0
2006-07	Tri-City	WHL	71	16	28	44	62	6	2	0	2	0
2007-08	Tri-City	WHL	3	2	1	3	2	-	-	-	-	-
	Moose Jaw	WHL	70	28	22	50	72	6	1	1	2	0
2008-09	Moose Jaw	WHL	39	36	12	48	45	-	-	-	-	-
	Calgary	WHL	28	17	22	39	19	18	11	13	24	8
2009-10	Calgary	WHL	66	39	34	73	65	23	13	4	17	16
2010-11	Houston	AHL	22	5	2	7	16	-	-	-	-	-
	Bakersfield	ECHL	32	17	13	30	39	4	0	1	1	0



TYLER CUMA

DEFENSEMAN

Shoots: Left **Height:** 6-1 **Weight:** 194

Born: January 19, 1990; Toronto, Ontario

Acquired: Selected in the first round (23rd overall) of the 2008 NHL Entry Draft.

2010-11: Played in 31 games with the Houston Aeros, earning four points (1-3=4) and 15 PIM in first professional season... Suffered season-ending injury vs. Peoria at Xcel Energy Center (2/13)... **2009-10:** Notched 22 points (5-17=22) in 52 games for Ottawa... Picked up five assists and 20 PIM in 12 postseason contests... **2008-09:** Totaled nine points (1-8=9) and 27 PIM in 21 games before suffering a season-ending knee injury... **2007-08:** Recorded 32 points (4-28=32) and 69 PIM in 59 games during his second season with the Ottawa 67's (OHL)... Finished second on the team among defenseman in scoring and was the only Ottawa defenseman to finish with a positive plus/minus rating (+4)... Earned a gold medal with Team Canada at the 2008 World U-18 Championship, collecting four points (1-3=4) in seven games... **2006-07:** Was named Ottawa's Rookie of the Year after posting 19 points (3-16=19) in 63 games.

SEASON	CLUB	LEAGUE	REGULAR SEASON					PLAYOFFS				
			GP	G	A	PTS	PIM	GP	G	A	PTS	PIM
2006-07	Ottawa	OHL	63	3	16	19	55	5	0	2	2	6
2007-08	Ottawa	OHL	59	4	28	32	69	4	1	1	2	2
2008-09	Ottawa	OHL	21	1	8	9	27	-	-	-	-	-
2009-10	Ottawa	OHL	52	5	17	22	73	12	0	5	5	20
2010-11	Houston	AHL	31	1	3	4	15	-	-	-	-	-





IN THE SYSTEM



JON DiSALVATORE

RIGHT WING

Shoots: Right **Height:** 6-1 **Weight:** 202

Born: March 30, 1981; Bangor, Maine

Acquired: Signed as a free agent, July 17, 2009.

2010-11: Led the Houston Aeros in goals (28) and points (61) in his 80 games, the most games played on the team... Played in all 24 playoff games, collecting 12 points (7-5=12) and 12 PIM... His seven playoff goals co-lead the team...

2009-10: Registered 52 points (21-31=52) in 79 games with Houston... Led Aeros with 11 PPG... Ranked tied for first on team in goals and tied for second in scoring... **2008-09:** Led Lowell with 33 assists and 53 points (20-33=53)... Tied for the team lead in games played (76)... Named the Reebok/AHL Player of the Week (11/23)... **2007-08:** Ranked third on San

Antonio with 22 goals... **2006-07:** Tied for second on Peoria with 60 points (21-39=60) in 76 games... **2005-06:** Registered two shots and 10:23 of ice time in his NHL debut with St. Louis at WSH (1/19)... Led Peoria with a career-high 67 points (22-45=67) in 72 games... **2004-05:** Tallied 45 points (22-23=45) and 42 PIM in 79 games for Worcester... **2003-04:** Notched 46 points (22-24=46) in 74 games for Cleveland during his first professional season... **1999-03:** Played four years at Providence College (HE), totaling 142 points (59-83=142) in 148 games... Presented with the 2001-02 Hockey East Sportsmanship Award.

SEASON	CLUB	LEAGUE	REGULAR SEASON				PLAYOFFS					
			GP	G	A	PTS	PIM	GP	G	A	PTS	PIM
1999-00	Providence	HE	38	15	12	27	12	-	-	-	-	-
2000-01	Providence	HE	36	9	16	25	29	-	-	-	-	-
2001-02	Providence	HE	38	16	26	42	6	-	-	-	-	-
2002-03	Providence	HE	36	19	29	48	12	-	-	-	-	-
2003-04	Cleveland	AHL	74	22	24	46	30	8	1	1	2	2
2004-05	Worcester	AHL	79	22	23	45	42	-	-	-	-	-
2005-06	ST. LOUIS	NHL	5	0	0	0	2	-	-	-	-	-
	Peoria	AHL	72	22	45	67	42	4	0	0	0	0
2006-07	Peoria	AHL	76	21	39	60	50	-	-	-	-	-
2007-08	San Antonio	AHL	66	22	24	46	46	7	2	1	3	9
2008-09	Lowell	AHL	76	20	33	53	32	-	-	-	-	-
2009-10	Houston	AHL	79	21	31	52	28	-	-	-	-	-
2010-11	Houston	AHL	80	28	33	61	57	24	7	5	12	12



DENNIS ENDRAS

GOALTENDER

Catches: Left **Height:** 6-0 **Weight:** 171

Born: July 14, 1985; Immenstadt, Germany

Acquired: Signed as a free agent, July 7, 2010.


2010-11: Saw action in 46 games with Augsburg (DEL), compiling a 19-26-0 record... Notched one shutout on the season... Earned a .900 SV% and a 3.14 GAA... Posted a 2-2-2 record with a 3.36 GAA and a .893 SV% in six games for Germany at 2011 World Championship... **2009-10:** Compiled a 28-24-0 record with a 3.28 GAA and a .905 SV% with Augsburg... Helped led Panthers to the finals posting a 8-6 record with a 2.36 GAA and a .937 SV% in 14 playoff games...

Named Tournament MVP at the 2010 World Championship after earning a 4-2 record with a 1.15 GAA and a .961 SV%... Also selected to the World Championship All Star Team and named the tournament's Best Goaltender... First German player to be named MVP of the World Championship and first player from Germany to be named to the All Star team since 1987... Member of Germany's Olympic squad, but did not see any action... **2008-09:** Posted a .905 SV% and a 3.05 GAA as he went 26-24 during his rookie campaign in the DEL... Received Rookie of the Year Award... **2004-08:** Split playing time between two different German leagues.

SEASON	CLUB	LEAGUE	REGULAR SEASON				PLAYOFFS						
			GP	W	L	OT	GAA	SO	GP	W	L	GAA	SO
2004-05	Augsburg	DEL	2	-	-	-	1.5	1	5	-	-	-	-
2005-06	Augsburg	DEL	5	-	-	-	5.79	-	-	-	-	-	-
2006-07	Frankfurt	DEL	26	-	-	-	2.96	-	4	-	-	-	-
2007-08	Landsberg	OBER	29	16	13	0	2.88	0	-	-	-	-	-
	Ravensburg	OBER	20	10	10	0	3.04	0	4	-	-	3.23	-
2008-09	Augsburg	DEL	50	26	24	0	3.05	6	4	-	-	2.5	-
2009-10	Augsburg	DEL	52	28	24	0	3.28	2	14	-	-	-	-
2010-11	Augsburg	DEL	46	19	26	0	3.14	1	-	-	-	-	-



IN THE SYSTEM



JUSTIN FALK

DEFENSEMAN

Shoots: Left **Height:** 6-5 **Weight:** 218

Born: October 11, 1988; Snowflake, Manitoba

Acquired: Selected in the fourth round (110th overall) of the 2007 NHL Entry Draft.

2010-11: Saw action in 22 games with the Minnesota Wild, collecting three assists and six PIM... Played in 55 games with the Houston Aeros, tallying 14 points (3-11=14) and 41 PIM... Finished the regular season with a +16 rating... Recorded five assists and 33 PIM in 24 playoff games... **2009-10:** Appeared in three games with the Wild... Skated 5:36 TOI during his NHL debut at CBJ (3/19)... Totaled nine points (3-6=9) and 87 PIM in 69 games with Houston... **2008-09:** Totaled three assists and 44 PIM in his first professional season with Houston... **2007-08:** Played 72 games with Spokane, collecting 26 points (4-22=26) and 98 PIM... Appeared in 21 playoff games to help Spokane claim the Memorial Cup... **2006-07:** Tallied 15 points (3-12=15) and 88 PIM in 62 games with Spokane (WHL)... **2005-06:** Led the Chiefs with a +11 rating and ranked fourth in PIM.

SEASON	CLUB	LEAGUE	REGULAR SEASON				PLAYOFFS					
			GP	G	A	PTS	PIM	GP	G	A	PTS	PIM
2004-05	Swan Valley	MJHL	56	0	8	8	46	-	-	-	-	-
	Calgary	WHL	4	0	0	0	2	5	0	0	0	0
2005-06	Calgary	WHL	5	0	2	2	0	-	-	-	-	-
	Spokane	WHL	48	0	8	8	35	-	-	-	-	-
2006-07	Spokane	WHL	62	3	12	15	88	6	0	0	0	8
2007-08	Spokane	WHL	72	4	22	26	98	21	1	4	5	12
2008-09	Houston	AHL	65	0	3	3	44	20	0	2	2	4
2009-10	Houston	AHL	69	3	6	9	87	-	-	-	-	-
	MINNESOTA	NHL	3	0	0	0	0	-	-	-	-	-
2010-11	Houston	AHL	55	3	11	14	41	24	0	5	5	33
	MINNESOTA	NHL	22	0	3	3	6	-	-	-	-	-

JUSTIN FONTAINE

RIGHT WING

Shoots: Right **Height:** 5-9 **Weight:** 171

Born: November 6, 1987; Bonnyville, Alberta, Canada


Acquired: Signed as a free agent on April 19, 2011

2010-11: Produced 58 points (22-36=58) in 42 games during his senior season with the University of Minnesota-Duluth (WCHA) and helped his team win the 2011 NCAA Championship Title... His 58 points were the third-highest in the WCHA... Posted the second most points, second-most goals and most power-play goals (12) among teammates... **2009-10:** Tallied 46 points (21-25=46) in 39 games during his junior season with Minnesota-Duluth... Led the team in goals and ranked second in total points... Served 22 PIM... **2008-09:** Saw action in 43 games during his sophomore season with Minnesota-Duluth, posting 48 points (15-33=48)... His 33 assists led the team... Ranked second among teammates in both scoring and total points... **2007-08:** Contributed 12 points (4-8=12) during his rookie campaign with Minnesota-Duluth... Served eight PIM... **2006-07:** Skated in 52 contests with the Bonnyville Pontiacs (AJHL), tallying 71 points (30-41=71)... Led the team in total points, goals and assists... Contributed eight points (3-5=8) in just five playoff games... **2005-06:** Led the Bonnyville Pontiacs in points (81), goals (26) and assists (55) in his 50 games with the team.

SEASON	CLUB	LEAGUE	REGULAR SEASON				PLAYOFFS					
			GP	G	A	PTS	PIM	GP	G	A	PTS	PIM
2004-05	Bonnyville Pontiacs	AJHL	12	1	4	5	12	-	-	-	-	-
2005-06	Bonnyville Pontiacs	AJHL	50	26	55	81	36	9	1	6	7	4
2006-07	Bonnyville Pontiacs	AJHL	52	30	41	71	60	5	3	5	8	10
2007-08	Minnesota-Duluth	WCHA	35	4	8	12	8	-	-	-	-	-
2008-09	Minnesota-Duluth	WCHA	43	15	33	48	18	-	-	-	-	-
2009-10	Minnesota-Duluth	WCHA	39	21	25	46	22	-	-	-	-	-
2010-11	Minnesota-Duluth	WCHA	42	22	36	58	42	-	-	-	-	-



IN THE SYSTEM



KRIS FOUCAULT

LEFT WING


Shoots: Left Height: 6-0 Weight: 200

Born: December 12, 1990; Calgary, Alberta

Acquired: Selected in the fourth round (103rd overall) of the 2009 NHL Entry Draft.

2010-11: Registered 48 points (25-23=48) in 65 games with Calgary (WHL)...Owned 60 PIM...Made his AHL debut and played one game for the Houston Aeros...**2009-10:** Tallied 43 points (22-21=43) in 68 games with Calgary (WHL)... Totaled 16 points (9-7=16) in 23 playoff games to help Hitmen capture the WHL Championship...**2008-09:** Registered 17 points (9-10=17) in 26 games, splitting the season between Kootenay and Calgary...Scored 11 goals in 18 playoff games...**2007-08:** Owned 12 PIM to go along with three points (0-3=3) in 33 games for Kootenay...**2006-07:** Made his WHL debut and played in three games with the Swift Current Broncos.

SEASON	CLUB	LEAGUE	REGULAR SEASON					PLAYOFFS				
			GP	G	A	PTS	PIM	GP	G	A	PTS	PIM
2006-07	Swift Current	WHL	3	0	0	0	0	-	-	-	-	-
2007-08	Kootenay	WHL	33	0	3	3	12	8	2	1	3	2
2008-09	Kootenay	WHL	4	0	1	1	4	-	-	-	-	-
	Calgary	WHL	22	9	7	16	12	18	11	5	16	10
2009-10	Calgary	WHL	68	22	21	43	31	23	9	7	16	21
2010-11	Calgary	WHL	65	25	23	48	60	-	-	-	-	-
	Houston	AHL	1	0	0	0	0	-	-	-	-	-



CHAY GENOWAY

DEFENSEMAN

Shoots: Left Height: 5-9 Weight: 173

Born: December 20, 1986; Swan River, Manitoba, Canada

Acquired: Signed as a free agent, April 12, 2011.

2010-11: Posted 37 points (6-31=37) and 26 PIM in 36 games as a senior at the University of North Dakota (WCHA)... His 31 assists led the team and tied for third in the WCHA...Helped advance his team to the 2011 NCAA Frozen Four... Served as team Captain and was named First Team All-WCHA...Finished the season as the NCAA leader for career points for a defenseman (127)...**2009-10:** Named to All-WCHA third team despite appearing in only nine games...Received medical hardship waiver due to season-ending injury sustained vs. St. Cloud State (11/13)...Served as team captain... Contributed points in seven of his nine games...**2008-09:** Notched 32 points (3-29=32) in 42 games during his junior season with North Dakota...His 29 assists tied for the team lead...Earned AHCA All-America Second Team honors...Named WCHA Defensive Player of the Year and earned All-WCHA First Team honors...**2007-08:** Tallied 29 points (8-21=29) in 38 games with North Dakota...Earned All-WCHA Second Team honors...Led the team's defensemen in points, goals, power-play goals (4), game-winning goals (3) and shorthanded goals (1)...His +17 rating ranked third on the team...**2006-07:** Earned 19 points (5-14=19) in 43 games during his freshman year with North Dakota...Was named the team's Rookie of the Year.

Contributed points in seven of his nine games...**2008-09:** Notched 32 points (3-29=32) in 42 games during his junior season with North Dakota...His 29 assists tied for the team lead...Earned AHCA All-America Second Team honors...Named WCHA Defensive Player of the Year and earned All-WCHA First Team honors...**2007-08:** Tallied 29 points (8-21=29) in 38 games with North Dakota...Earned All-WCHA Second Team honors...Led the team's defensemen in points, goals, power-play goals (4), game-winning goals (3) and shorthanded goals (1)...His +17 rating ranked third on the team...**2006-07:** Earned 19 points (5-14=19) in 43 games during his freshman year with North Dakota...Was named the team's Rookie of the Year.

SEASON	CLUB	LEAGUE	REGULAR SEASON					PLAYOFFS				
			GP	G	A	PTS	PIM	GP	G	A	PTS	PIM
2005-06	Vernon Vipers	BCHL	56	17	32	49	71	10	0	8	8	9
2006-07	North Dakota	WCHA	43	5	14	19	42	-	-	-	-	-
2007-08	North Dakota	WCHA	38	8	21	29	46	-	-	-	-	-
2008-09	North Dakota	WCHA	42	3	29	32	46	-	-	-	-	-
2009-10	North Dakota	WCHA	9	4	6	10	6	-	-	-	-	-
2010-11	North Dakota	WCHA	36	6	31	37	26	-	-	-	-	-



IN THE SYSTEM

MATT HACKETT

GOALTENDER


Catches: Left Height: 6-2 Weight: 177

Born: March 7, 1990; London, Ontario

Acquired: Selected in the third round (77th overall) of the 2009 NHL Entry Draft.

2010-11: Played in 45 games with the Houston Aeros, collecting a 23-16-4 record...Owned two shutouts along with a .916 SV% and a 2.37 GAA...Set an Aeros playoff record by starting all 24 postseason games...Posted a record of 14-10 with a 2.50 GAA, a .903 SV% and one shutout...**2009-10:** Posted a 33-18-3 record and four shutouts in 56 games for Plymouth...Ranked second in the OHL in SV% (.925), 3rd in wins (33) and fifth in GAA (2.62)...Made 30 saves to earn the win in one start for Team OHL in 2009 Subway Super Series...Named CHL Goalie of the Week for week ending 10/25 and OHL Goalie of the Month for March... Went 3-4 with a 3.36 GAA and a .919 SV% in eight playoff games...Signed an entry-level contract with Wild (3/16)...**2008-09:** Compiled a 34-15-3 record with a 3.04 GAA and a .913 SV% in net for Plymouth...Was named Whaler's Playoff MVP after he went 6-5 with a 3.01 GAA, a .930 SV% and one shutout in 11 postseason bouts...**2007-08:** Began the season in Windsor before being traded to Plymouth where he served as a backup...Owned a 6-9-0-1 record with Plymouth to match his 3.44 GAA and .901 SV%...**2006-07:** Played seven games for Windsor with a 5.04 GAA and .859 SV% in his inaugural OHL campaign.

SEASON	CLUB	LEAGUE	REGULAR SEASON					PLAYOFFS					
			GP	W	L	OT	GAA	SO	GP	W	L	GAA	SO
2006-07	Windsor	OHL	7	0	5	2	5.04	0	-	-	-	-	
2007-08	Windsor	OHL	4	1	1	0	4.61	0	-	-	-	-	
	Plymouth	OHL	18	6	9	1	3.44	0	-	-	-	-	
2008-09	Plymouth	OHL	55	34	15	3	3.04	2	11	6	5	3.01	1
2009-10	Plymouth	OHL	56	33	18	3	2.62	4	8	3	4	3.36	0
2010-11	Houston	AHL	45	23	16	4	2.37	2	-	-	-	-	



MATT KASSIAN

LEFT WING

Shoots: Left Height: 6-5 Weight: 247

Born: October 28, 1986; Edmonton, Alberta

Acquired: Selected in the second round (57th overall) of the 2005 NHL Entry Draft.

2010-11: Produced eight points (4-4=8) in 60 games with the Houston Aeros...Led the team in PIM (132) and finished with an even rating...Saw action in eight playoff games, earning two PIM...Made his NHL debut vs. CGY (11/5)...Skated with the Minnesota Wild for a total of four games on the season, earning 12 PIM...**2009-10:** Notched six points (2-4=6) and 149 PIM in 59 games with Houston...Set AHL career-highs in games played and PIM...Posted points in back-to-back games (1/16 - 1/22)...Compiled a season-high 25 PIM vs. San Antonio (11/7)...**2008-09:** Totaled three points (1-2=3) in 56 games with Houston...Tallied his first AHL point/goal at CHI (2/8)...Ranked second on Houston with 130 PIM in 56 games...Skated in four playoff games...**2007-08:** Played in 19 games in his first season with Houston...Tallied 10 points (6-4=10) with Texas (ECHL)...**2006-07:** Collected 18 points (8-10=18) and 162 PIM, all career bests, in 72 games for Kamloops...Signed by Minnesota on May 14, 2007...Registered 32 points (16-16=32) and 392 PIM in 167 games in parts of three seasons with Kamloops.

SEASON	CLUB	LEAGUE	REGULAR SEASON					PLAYOFFS				
			GP	G	A	PTS	PIM	GP	G	A	PTS	PIM
2002-03	Sherwood Park	AJHL	33	5	7	12	38	-	-	-	-	-
2003-04	Vancouver	WHL	37	1	0	1	42	3	0	0	0	4
2004-05	Vancouver	WHL	41	0	3	3	89	-	-	-	-	-
	Kamloops	WHL	28	3	0	3	83	6	1	2	3	14
2005-06	Kamloops	WHL	67	5	6	11	147	-	-	-	-	-
2006-07	Kamloops	WHL	72	8	10	18	162	4	0	1	1	0
2007-08	Texas	ECHL	47	6	4	10	90	-	-	-	-	-
	Houston	AHL	19	0	0	0	48	-	-	-	-	-
2008-09	Houston	AHL	56	1	2	3	130	4	0	0	0	10
2009-10	Houston	AHL	59	2	4	6	149	-	-	-	-	-
2010-11	Houston	AHL	60	4	4	8	132	8	0	0	0	2
	MINNESOTA	NHL	4	0	0	0	12	-	-	-	-	-





IN THE SYSTEM



DARCY KUEMPER

GOALTENDER

Catches: Left **Height:** 6-4 **Weight:** 213

Born: May 5, 1990; Saskatoon, Saskatchewan, Canada

Acquired: Selected in the sixth round (161st overall) of the 2009 NHL Entry Draft.

2010-11: Saw action in 62 games with the Red Deer Rebels (WHL), compiling a record of 45-12-5...Earned 13 shutouts, a 1.86 GAA and a .933 SV%...Ranked first in the WHL in wins, goals-against average, save percentage and shutouts...

2009-10: Finished regular season ranked tied for seventh in the WHL in wins (28), ninth in GAA (2.73) and T-ninth in SV% (.908)...Went 3-4 with a 3.36 GAA and a .919 SV% in eight playoff

games...Appeared in four games with Houston...Posted a record of 2-1 with a 2.41 GAA and a .886 SV%...Signed a three-year, entry-level contract with the Wild (3/16)...**2008-09:** Appeared in 55 games with Red Deer...Ranked second among WHL rookie goaltenders with a .898 SV% and 21 wins...Ranked third with a 2.96 GAA...Added three shutouts.

SEASON	CLUB	LEAGUE	REGULAR SEASON					PLAYOFFS					
			GP	W	L	OT	GAA	SO	GP	W	L	GAA	SO
2006-07	Spokane	WHL	-	-	-	-	-	-	1	0	0	0	-
2008-09	Red Deer	WHL	55	21	25	8	2.96	3	-	-	-	-	-
2009-10	Red Deer	WHL	61	28	23	4	2.73	3	2	-	2	5.9	-
	Houston	AHL	4	2	1	0	2.41	0	-	-	-	-	-
2010-11	Red Deer	WHL	62	45	12	5	1.86	13	7	4	3	2.83	-



DAVID McINTYRE

CENTER

Shoots: Left **Height:** 5-11 **Weight:** 194

Born: February 4, 1987; Oakville, Ontario, Canada

Acquired: Acquired from New Jersey in exchange for D Maxim Noreau on June 16, 2011.

2010-11: Tallied 30 points (12-18=30) in 78 games with the Albany Devils (AHL)...His 78 games led the team and his 30 points ranked fourth...**2009-10:** Played 35 games in his senior campaign with Colgate University (ECAC), posting a team

second-most 39 points (11-28=39)...Served as team co-captain...Was named to the Second Team All-ECAH...His 60 PIM led the team...**2008-2009:** Posted 43 points (21-22=43) as a junior at Colgate University, leading the team in both

goals and points...His 54 PIM was also the highest among teammates...Was named a top 10 finalist for the Hobey Baker

Memorial Award...Was also named as a First Team All-American by Inside College Hockey and First Team All-ECAC...**2007-08:** Tallied 32 points (15-17=32) in 39 games as a sophomore at Colgate University...Ranked third in total points, second in goals and T-third in assists on the team...**2006-07:** Was one

of just two Colgate University freshmen to skate in all 40 contests on the season...Put up 17 points (9-8=17) and 75 PIM...**2005-06:** Led the Newmarket Hurricanes (OPJHL) in points (92), goals (42) and assists (50) in his 46 games with the team...Racked a career-most 143 PIM, which also ranked highest among teammates...**2004-05:** Skated in 46 contests with Newmarket, putting up 31 points (17-14=31) and 33 PIM.

SEASON	CLUB	LEAGUE	REGULAR SEASON					PLAYOFFS				
			GP	G	A	PTS	PIM	GP	G	A	PTS	PIM
2004-05	Newmarket	OPJHL	46	17	14	31	33	16	8	7	15	20
2005-06	Newmarket	OPJHL	46	42	50	92	143	11	4	8	12	42
2006-07	Colgate University	ECAC	40	9	8	17	75	-	-	-	-	-
2007-08	Colgate University	ECAC	39	15	17	32	38	-	-	-	-	-
2008-09	Colgate University	ECAC	37	21	22	43	54	-	-	-	-	-
2009-10	Colgate University	ECAC	35	11	28	39	60	-	-	-	-	-
	Lowell Devils	AHL	12	3	2	5	8	5	1	1	2	0
2010-11	Albany Devils	AHL	78	12	18	30	51	-	-	-	-	-



IN THE SYSTEM

CARSON McMILLAN

RIGHT WING

Shoots: Right **Height:** 6-1 **Weight:** 197

Born: September 10, 1988; Brandon, Manitoba

Acquired: Selected in the seventh round (200th overall) of the 2007 NHL Entry Draft.

2010-11: Notched 22 points (12-10=22) in 78 games with the Houston Aeros and earned 80 PIM...Netted five points (2-3=5) and earned 14 PIM in 21 playoff games...Saw his first NHL action vs. DET (4/3), scoring once...Played a total

of four games with the Minnesota Wild, notching two points (1-1=2)...**2009-10:** Posted eight points (4-4=8) and 70 PIM in 56 games during his inaugural AHL campaign with Houston...**2008-09:** Set career highs in goals (31), assists (41),

points (72) and PIM (93) in 68 games with Calgary (WHL)...Added 11 points (3-8=11) in 18 playoff games...**2007-08:** Collected 42 points (16-26=42) and 87 PIM in 72 games with Calgary...Added one goal and 22 PIM in 16 playoff matches...**2006-07:** Notched 22 points (7-15=22) and 76 PIM in 72 games...Collected two goals and 17 PIM in 18 postseason contests...**2005-06:** Picked up five points (3-2=5) and 42 PIM in 59 games as a rookie with Calgary...Skated in 13 playoff games...**2004-05:** Posted two points (1-1=2) and two PIM in four outings with Winkler (MJHL) after spending most of the season playing for Brandon (Manitoba AAA Midget Hockey League).

SEASON	CLUB	LEAGUE	REGULAR SEASON				PIM	PLAYOFFS			
			GP	G	A	PTS		GP	G	A	PTS
2004-05	Winkler	MJHL	4	1	1	2	2	-	-	-	-
2005-06	Calgary	WHL	59	3	2	5	42	13	0	0	0
2006-07	Calgary	WHL	72	7	15	22	76	18	2	0	2
2007-08	Calgary	WHL	72	16	26	42	87	16	1	0	1
2008-09	Calgary	WHL	68	31	41	72	93	18	3	8	11
2009-10	Houston	AHL	56	4	4	8	70	-	-	-	-
2010-11	Houston	AHL	78	12	10	22	80	21	3	2	5
	MINNESOTA	NHL	4	1	1	2	0	-	-	-	-



KYLE MEDVEC

DEFENSEMAN

Shoots: Left **Height:** 6-6 **Weight:** 224

Born: June 16, 1988; Westminster, Colorado

Acquired: Selected in the fourth round (102nd overall) of the 2006 NHL Entry Draft.

2010-11: Played in 29 games during his senior season with the University of Vermont (HE)...Netted six points (2-4=6), fourth most among Vermont defenders...Served 28 PIM...**2009-10:** Led University of Vermont defensemen in goals (five) and points (15) during junior campaign...Recorded 50 PIM in 39 games...Had a career high three assists vs. Northeastern (1/16)...**2008-09:** Totaled 12 points (2-10=12) and 40 PIM in 39 games...**2007-08:** Played 30 games in his freshman

campaign with Vermont, collecting five points (1-4=5)...Recorded all of his points in conference games...Notched the first assist of his career in a 1-1 tie at Boston College (10/21)...Scored the first goal of his career (2/1)...**2006-07:** Posted 18 points (4-14=18) and 83 PIM in 57

games with Sioux City in his first full USHL season...**2005-06:** Recorded 35 points (13-22=35) and 44 PIM in his senior year at Apple Valley (Minn.)...Two-time All-Lake Conference selection...Named to the 2006 Pioneer Press AP All-State Team and the Star Tribune All-Metro Team.

SEASON	CLUB	LEAGUE	REGULAR SEASON				PIM	PLAYOFFS			
			GP	G	A	PTS		GP	G	A	PTS
2005-06	Sioux City	USHL	3	0	0	0	0	-	-	-	-
2006-07	Sioux City	USHL	57	4	14	18	83	7	0	0	0
2007-08	Vermont	HE	30	1	4	5	18	-	-	-	-
2008-09	Vermont	HE	39	2	10	12	40	-	-	-	-
2009-10	Vermont	HE	39	5	10	15	50	-	-	-	-
2010-11	Vermont	HE	29	2	4	6	28	-	-	-	-





IN THE SYSTEM

JED ORTMAYER

RIGHT WING

Shoots: Right Height: 6-0 Weight: 203

Born: September 3, 1978; Omaha, NB

Acquired: Signed as a free agent on January 5, 2011.

2010-11: Played in 40 games with the Houston Aeros, netting 16 points (6-10=16) and 29 PIM... Played in all 24 playoff games, earning 13 points (6-7=13) and four PIM... Saw action in 20 games with San Antonio (AHL), picking up two goals and one assist... Played four games with Minnesota... 2009-10: Collected 19 points (8-11=19) in 76 games with the San Jose Sharks... Skated in four playoff games with the team, contributing one assist... 2008-09: Tallied 23 points (10-13=23) in 55 games with the Milwaukee Admirals... His +12 rating was second on the team... 2007-08: Played 51 games with the Nashville Predators,

earning eight points (4-4=8)... 2006-07: Scored 11 points (2-9=11) in 41 games with the New York Rangers and finished the season with a +7 rating... 2005-06: Skated in a career-most 78 NHL games with the New York Rangers, collecting seven points (5-2=7) and 38 PIM... Saw his first NHL playoff action, scoring one goal in four games... 2004-05: Contributed 27 points (7-20=27) in 61 games with the Hartford Wolf Pack... Finished the season with a +11 rating... 2003-04: Skated in 58 games with the Rangers, notching six points (2-4=6)... Contributed 10 points (2-8=10) in 13 games with the Hartford Wolf Pack... 2002-03: Racked up 34 points (18-16=34) in 36 games during his senior season with the University of Michigan (CCHA)... Ranked second in goals and third in total points among teammates... Served as team captain... Was named team MVP, the CCHA's Best Defensive Forward and the MVP of the CCHA Super Six.

SEASON	CLUB	LEAGUE	REGULAR SEASON				PLAYOFFS					
			GP	G	A	PTS	PIM	GP	G	A	PTS	PIM
1999-00	Michigan	CCHA	8	16	24	40	8	-	-	-	-	-
2000-01	Michigan	CCHA	10	11	21	52	7	-	-	-	-	-
2001-21	Michigan	CCHA	15	23	38	40	23	-	-	-	-	-
2002-03	Michigan	CCHA	18	16	34	48	14	-	-	-	-	-
2003-04	Hartford Wolf Pack	AHL	13	2	8	10	4	16	5	2	7	6
	New York Rangers	NHL	58	2	4	6	16	-	-	-	-	-
2004-05	Hartford Wolf Pack	AHL	61	7	20	27	63	6	0	1	1	4
2005-06	NEW YORK RANGERS	NHL	78	5	2	7	38	4	1	0	1	4
2006-07	NEW YORK RANGERS	NHL	41	2	9	11	22	9	0	0	0	2
	Hartford Wolf Pack	AHL	8	1	3	4	6	-	-	-	-	-
2007-08	NASHVILLE	NHL	51	4	4	8	32	-	-	-	-	-
2008-09	NASHVILLE	NHL	2	0	0	0	0	-	-	-	-	-
	Milwaukee Admirals	AHL	55	10	13	23	51	11	1	6	7	8
2009-10	SAN JOSE	NHL	76	8	11	19	37	4	0	1	1	0
2010-11	San Antonio Rampage	AHL	20	2	1	3	16	-	-	-	-	-
	Houston Aeros	AHL	40	6	10	16	29	24	6	7	13	4
	MINNESOTA	NHL	4	0	0	0	2	-	-	-	-	-

JAROD PALMER

RIGHT WING

Shoots: Right Height: 6-1 Weight: 200

Born: February 10, 1986; Fridley, Minnesota

Acquired: Signed as a free agent, April 26, 2010.

2010-11: Produced 28 points (9-19=28) in 65 games with the Houston Aeros... Earned 64 PIM and a rating of +12... Played in all 24 playoff games for the Aeros, netting five points (3-2=5) and seven PIM... 2009-10: Never missed a game during his four-year career at Miami (Ohio) University, totaling 137 points (47-90=137) in 169 contests and helped lead the RedHawks to the NCAA Frozen Four in 2009 and 2010... Led Miami with 18 goals, 45 points (18-27=45) and a +27 rating in 44 games during his senior season... Added six GWGs, four PPGs... A Scholar Athlete at Miami, he won the Outstanding Senior Award and was selected First-Team All-CCHA... 2008-09: Tallied 27 points (8-9=17) in 41 contests... Recorded at least one point in 20 different games... All eight goals came on special teams (seven on the power play and one shorthanded)... 2007-08: Netted 10 goals and 25 assists to go along with a +21 rating... 2006-07: Ranked first among Miami freshmen and fourth among CCHA freshmen in scoring with 30 points (11-19=30)... Received Miami's Rookie of the Year Award.

SEASON	CLUB	LEAGUE	REGULAR SEASON				PLAYOFFS					
			GP	G	A	PTS	PIM	GP	G	A	PTS	PIM
2002-03	USNTDP	NAHL	33	3	7	10	39	-	-	-	-	-
2003-04	USNTDP	NAHL	10	3	1	4	22	-	-	-	-	-
2004-05	Tri-City	USHL	52	15	26	41	97	9	1	0	1	14
2005-06	Tri-City	USHL	48	15	37	52	91	5	1	1	2	9
2006-07	Miami	CCHA	42	11	19	30	26	-	-	-	-	-
2007-08	Miami	CCHA	42	10	25	35	32	-	-	-	-	-
2008-09	Miami	CCHA	41	8	19	27	34	-	-	-	-	-
2009-10	Miami	CCHA	44	18	27	45	40	-	-	-	-	-
2010-11	Houston	AHL	65	9	19	28	64	24	3	2	5	7



IN THE SYSTEM

JEFF PENNER

DEFENSEMAN

Shoots: Left Height: 5-10 Weight: 179

Born: April 13, 1987; Steinbach, MAN, Canada

Acquired: Acquired from the Boston Bruins with Mikko Lehtonen in exchange for Anton Khudobin on February 28, 2011.

2010-11: Tallied 19 points (5-14=19) and 30 PIM in 57 games with Providence (AHL)... Tied for the team lead with a rating of +10... Played in 10 games with the Houston Aeros, adding four assists and eight PIM... Saw action in five of the team's playoff games... 2009-10: Tallied 35 points (7-28=35) in 68 games with Providence, setting personal highs for both points and assists... Registered a three-point game vs. Bridgeport (Nov 1) with one goal and two assists... Put together three three-game point-streaks... Made his NHL debut vs. Toronto (3/9)... 2008-09: Skated in all 80 regular season games with Providence and another 16 postseason contests... Tallied 28 points (10-18=28) in his rookie season, ninth on team and second among defensemen... His +22 rating led the team... Registered 11 postseason points (6-5=11), second-most on the team in goals... 2007-08: Registered 12 points (5-7=12) in 35 games during his freshman season with the University of Alaska-Fairbanks (CCHA)... 2006-07: Appeared in 45 games with the Dauphin Kings (MJHL), racking up 53 points (9-44=53) and 98 PIM... Led the team in assists and ranked fourth in total points.

SEASON	CLUB	LEAGUE	REGULAR SEASON				PLAYOFFS					
			GP	G	A	PTS	PIM	GP	G	A	PTS	PIM
2006-07	Dauphin Kings	MJHL	45	9	44	53	98	-	-	-	-	-
2007-08	Alaska-Fairbanks	CCHA	35	5	7	12	49	-	-	-	-	-
	Providence Bruins	AHL	2	0	0	0	0	-	-	-	-	-
2008-09	Providence Bruins	AHL	80	10	18	28	50	16	6	5	11	8
2009-10	Providence Bruins	AHL	68	7	28	35	28	-	-	-	-	-
	BOSTON BRUINS	NHL	2	0	0	0	0	-	-	-	-	-
2010-11	Providence Bruins	AHL	57	5	14	19	30	-	-	-	-	-
	Houston Aeros	AHL	10	0	4	4	8	5	0	4	4	2

WARREN PETERS

CENTER

Shoots: Left Height: 6-0 Weight: 205

Born: July 10, 1982; Saskatoon, Saskatchewan

Acquired: Signed as a free agent, July 2, 2010.

2010-11: Saw action in 11 NHL games with the Minnesota Wild, scoring once vs. BUF (3/6)... Tallied 32 points (15-17=32) in 62 games with the Houston Aeros... Played in all 24 playoff games with Houston, recording 12 points (4-8=12) and earning 16 PIM... His eight playoff assists were third-highest on the team... 2009-10: Skated in 11 NHL matches with Dallas and scored a goal vs. NY (11/21)... Totaled 34 points (20-14=34) and 52 PIM in 61 games with Texas (AHL)... Tallied eight points (4-4=8) and 56 PIM in 23 playoff games as Texas reached the Calder Cup Finals... 2008-09: Tallied a goal and 12 PIM in 16 NHL games with Calgary... Made NHL debut at NYR (12/7)... Netted first NHL goal at OTT (3/3)... Registered 17 points (11-6=17) in 62 games with the Quad City Flames (AHL)... Skated in four playoff games with Calgary... 2007-08: Accrued 24 points (11-13=24) and 74 PIM in 75 games with Quad City... 2006-07: Recorded 33 points (17-16=33) and 95 PIM in 75 games with Omaha (AHL)... 2005-06: Racked up 25 points (15-10=25) and 133 PIM in 77 games for Omaha... 2004-05: Picked up 46 points (23-23=46) and 131 PIM in 69 games with Idaho (ECHL)... 2003-04: Split his first pro season between Idaho and Utah (AHL)... Collected 13 points (6-7=13) 21 games with Idaho... Posted eight points (4-4=8) and 63 PIM in 55 contests with Utah... 2002-03: Played one game with Portland (AHL)... 1997-03: Skated in 330 WHL games with Saskatoon, accumulating 218 points (111-107=218) and 542 PIM.

SEASON	CLUB	LEAGUE	REGULAR SEASON				PLAYOFFS					
			GP	G	A	PTS	PIM	GP	G	A	PTS	PIM
1998-99	Saskatoon	WHL	53	8	6	14	111	-	-	-	-	-
1999-00	Saskatoon	WHL	70	11	17	28	97	10	1	2	3	12
2000-01	Saskatoon	WHL	63	27	14	41	111	-	-	-	-	-
2001-02	Saskatoon	WHL	72	34	26	60	115	7	1	4	5	13
2002-03	Saskatoon	WHL	71	31	44	75	108	6	1	6	7	6
	Portland	AHL	1	0	0	0	0	-	-	-	-	-
2003-04	Idaho	ECHL	21	6	7	13	33	-	-	-	-	-
	Utah	AHL	55	4	4	8	63	-	-	-	-	-
2004-05	Idaho	ECHL	69	23	23	46	131	4	0	1	1	12
2005-06	Omaha	AHL	77	15	10	25	133	-	-	-	-	-
2006-07	Omaha	AHL	79	17	16	33	95	6	2	1	3	4
2007-08	Quad City	AHL	75	11	13	24	74	-	-	-	-	-
2008-09	Quad City	AHL	62	11	6	17	51	-	-	-	-	-
	CALGARY	NHL	16	1	0	1	12	4	0	0	0	0
2009-10	Texas	AHL	61	20	14	34	52	23	4	4	8	56
	DALLAS	NHL	11	1	0	1	2	-	-	-	-	-
2010-11	Houston	AHL	62	15	17	32	47	24	4	8	12	16
	MINNESOTA	NHL	11	1	0	1	4	-	-	-	-	-



IN THE SYSTEM



NATE PROSSER

DEFENSEMAN

Shoots: Right **Height:** 6-2 **Weight:** 205

Born: May 7, 1986; Elk River, Minnesota

Acquired: Signed as a free agent, March 18, 2010.

2010-11: Recorded 27 points (8-19=27) in 73 games with the Houston Aeros...Posted 31 PIM and finished the season with a +12 rating...Posted four points (2-2=4) and 16 PIM in the team's 24 playoff games...Saw action in two NHL games with the Minnesota Wild vs. MTL (3/20) and TOR (3/22)...**2009-10:** Picked up one point (0-1=1) and eight PIM in three NHL games with Minnesota after signing as a free agent (3/18)...Played a season-high 21:00 at CGY (4/8)...Earned an assist in his NHL debut at EDM (4/5)...Became the sixth Minnesota native to play a game for the Wild...Wrapped up his senior season at Colorado College leading team defensemen and ranking second among WCHA blueliners in scoring with 28 points (4-24=28) in 39 games...Named to the All-WCHA Second Team...Notched 64 points (12-52=64) and 178 PIM in 137 games in four-year career at Colorado College...**2008-09:** Led all team defensemen in goals with five, and added eight assists for 13 points while skating in all 38 games...**2007-08:** Tallied 20 points (3-17=20) in 39 contests and tied for the team lead with a +21 rating...**2006-07:** Appeared in 21 games during freshman campaign and registered three assists...Two-time all-conference selection at Elk River High School where he participated in two state tournaments.

SEASON	CLUB	LEAGUE	REGULAR SEASON					PLAYOFFS				
			GP	G	A	PTS	PIM	GP	G	A	PTS	PIM
2003-04	Sioux Falls	USHL	32	0	7	7	35	-	-	-	-	-
2004-05	Sioux Falls	USHL	60	4	20	24	97	-	-	-	-	-
2005-06	Sioux Falls	USHL	58	3	27	30	100	14	0	5	5	16
2006-07	Colorado College	WCHA	21	0	3	3	8	-	-	-	-	-
2007-08	Colorado College	WCHA	39	3	17	20	51	-	-	-	-	-
2008-09	Colorado College	WCHA	38	5	8	13	61	-	-	-	-	-
2009-10	Colorado College	WCHA	39	4	24	28	58	-	-	-	-	-
	MINNESOTA	NHL	3	0	1	1	8	-	-	-	-	-
2010-11	Houston	AHL	73	8	19	27	31	24	2	2	4	16
	MINNESOTA	NHL	2	0	0	0	0	-	-	-	-	-



CHAD RAU

CENTER

Shoots: Right **Height:** 5-11 **Weight:** 184

Born: January 18, 1987; Eden Prairie, Minnesota

Acquired: Signed as a free agent, May 17, 2010.

2010-11: Collected 40 points (13-27=40), fifth most on the team, in 60 games with the Houston Aeros...Earned 12 PIM and a +10 rating...Notched nine points (6-3=9) and two PIM in 24 playoff games...**2009-10:** Tallied 38 points (19-19=38) and tied team-high by appearing in 79 games with Houston (AHL) during first professional season...Ranked third on team in goals and fourth in scoring...Goal total ranked tied for ninth among AHL rookies...Notched his first goal, a game winner, vs. Texas (10/9)...Posted five multi-point games...**2005-09:** Totaled 140 points (73-67=140) and 26 PIM in 159 games during four seasons at Colorado College (WCHA)...Named First Team All-WCHA in 2007-08 and 2008-09 and was also named to the NCAA West Second All-America Team those seasons...**2004-05:** Recorded team highs in goals (31), assists (40), and points (71) in 57 games for Des Moines (USHL)...Named USHL Rookie of the Year...Claimed gold medal with Team USA at the 2005 World Under-18 Championship collecting one goal in six games.

SEASON	CLUB	LEAGUE	REGULAR SEASON					PLAYOFFS				
			GP	G	A	PTS	PIM	GP	G	A	PTS	PIM
2004-05	Des Moines	USHL	57	31	40	71	32	-	-	-	-	-
2005-06	Colorado College	WCHA	42	13	17	30	8	-	-	-	-	-
2006-07	Colorado College	WCHA	39	14	17	31	4	-	-	-	-	-
2007-08	Colorado College	WCHA	40	28	14	42	8	-	-	-	-	-
2008-09	Colorado College	WCHA	38	18	19	37	6	-	-	-	-	-
2009-10	Houston	AHL	79	19	19	38	7	-	-	-	-	-
2010-11	Houston	AHL	60	13	27	40	12	24	6	3	9	2



IN THE SYSTEM

MARCO SCANDELLA

DEFENSEMAN

Shoots: Left **Height:** 6-3 **Weight:** 208

Born: February 23, 1990; Montreal, Quebec

Acquired: Selected in the second round (55th overall) of the 2008 NHL Entry Draft.

2010-11: Saw action in 20 NHL games with the Minnesota Wild, posting two assists and two PIM...Notched 19 points (3-16=19) and 17 PIM in 33 games with the Houston Aeros...Played in 20 playoff games with Houston, tallying eight points (2-6=8) and eight PIM...**2009-10:** Signed an ATO with Houston (AHL) 3/31 and recorded one assist in seven games with Aeros...Notched 31 points (9-22=31) and 41 PIM in 31 games with Val-d'Or Foreurs (QMJHL)...Named to QMJHL roster for 2009 Subway Super Series...Totaled six points (2-4=6) in six playoff games, leading team defensemen in scoring...Scored three points (1-2=3) including game-winning goal in semifinals and had a +7 rating in six games to claim silver medal for Canada at the World Junior Championship...**2008-09:** Recorded 37 points (10-27=37) and 64 PIM in 58 games with Val-d'Or...Played in two regular season contests and six playoff games with the Aeros...**2007-08:** Recorded 14 points (4-10=14) and 35 PIM in 65 games in rookie season with Val-d'Or...Won a gold medal with Team Canada at the World Under-18 Championship, posting two points (1-1=2) and a +7 rating in seven games...Led Val-d'Or rookie defensemen in scoring and was named the QMJHL Prospect of the Month in December 2007.

SEASON	CLUB	LEAGUE	REGULAR SEASON					PLAYOFFS				
			GP	G	A	PTS	PIM	GP	G	A	PTS	PIM
2007-08	Val D'Ors	QMJHL	65	4	10	14	35	4	0	1	1	4
2008-09	Val D'Ors	QMJHL	58	10	27	37	64	-	-	-	-	-
	Houston	AHL	2	0	0	0	0	6	0	0	0	2
2009-10	Val D'Ors	QMJHL	31	9	22	31	41	6	2	4	6	4
	Houston	AHL	7	0	1	1	7	-	-	-	-	-
2010-11	Houston	AHL	33	3	16	19	17	20	2	6	8	8
	MINNESOTA	NHL	20	0	2	2	2	-	-	-	-	-



JARED SPURGEON

DEFENSEMAN

Shoots: Right **Height:** 5-8 **Weight:** 169

Born: November 29, 1989; Edmonton, AB, Canada

Acquired: Signed as a free agent, September 22, 2010.

2010-11: Skated in 53 NHL games with Minnesota during his rookie season...Posted 12 points (4-8=12) and two PIM...Scored one GWG and two PPG...Became the third NHL defenseman to play in 50 or more games in a season and register two or fewer penalty minutes...Played 23 games with the Houston Aeros, notching nine points (2-7=9) and 10 PIM...Contributed 11 postseason points (1-10=11) and 10 PIM in 23 contests...**2009-10:** Tallied 51 points (8-43=51) in 54 games with the Spokane Chiefs (WHL)...Ranked second on the team in assists and fifth in total points...Added four assists in seven playoff games...**2008-09:** Skated in 59 games with Spokane, registering 45 points (10-35=45) and a career-high 37 PIM...Ranked second on the team with a +36 rating...**2007-08:** Posted 43 points (12-31=43) in 69 games with Spokane...Led the team with a rating of +36...Ranked fifth on the team in assists...Helped the Chiefs claim the Memorial Cup and contributed five playoff helpers...**2006-07:** Tallied 19 points (4-15=19) in 38 games with Spokane...Served 16 PIM...**2005-06:** Made his WHL debut, playing 46 games with Spokane...Registered 12 points (3-9=12) and claimed 28 PIM...**2004-05:** Played 26 games for the Knights of Columbus Pats (AMHL), scoring 30 points (9-21=30) and serving 16 PIM.

SEASON	CLUB	LEAGUE	REGULAR SEASON					PLAYOFFS				
			GP	G	A	PTS	PIM	GP	G	A	PTS	PIM
2004-05	Knights of Columbus Pats	AMHL	26	9	21	30	16	-	-	-	-	-
2005-06	Spokane	WHL	46	3	9	12	28	-	-	-	-	-
2006-07	Spokane	WHL	38	4	15	19	16	-	-	-	-	-
2007-08	Spokane	WHL	69	12	31	43	19	21	0	5	5	16
2008-09	Spokane	WHL	59	10	35	45	37	12	2	3	5	10
2009-10	Spokane	WHL	54	8	43	51	18	7	0	4	4	2
2010-11	Houston	AHL	23	2	7	9	10	23	1	10	11	10
	MINNESOTA	NHL	53	4	8	12	2	-	-	-	-	-





IN THE SYSTEM



JEFF TAFFE

CENTER

Shoots: Left **Height:** 6-2 **Weight:** 210

Born: February 19, 1981; Hastings, MN

Acquired: Signed as a free agent on July 5, 2011.

2010-11: Produced a team-most 67 points (30-37=67) in 74 games with the Rockford IceHogs (AHL)... His 30 goals led the team... Earned 22 PIM and led the team with a rating of +10... **2009-10:** Played in 21 NHL games with the Florida Panthers, putting up one goal and one assist... Tallied 56 points (28-28=56) in 61 games with the Rochester Americans (AHL)... His 28 goals led the team... Posted seven points (1-6=7) in seven playoff games, T-second among

teammates... **2008-09:** Collected two assists in eight games with the Pittsburgh Penguins... Skated in 74 games with the Wilkes-Barre/Scranton Penguins (AHL), ranking second on the team in points with 75 (25-50=75)... His 50 assists co-lead the team... Led the team in postseason points with 11 (5-6=11) in 12 playoff games... **2007-08:** Contributed 12 points (5-7=12) in 45 games with the Pittsburgh Penguins... Skated with the Wilkes-Barre/Scranton Penguins for 27 games on the season, putting up an additional 21 points (11-10=21) and serving 22 PIM... **2006-07:** Netted 40 points (20-20=40) in 59 games with the San Antonio Rampage (AHL)... Played 17 games with the Phoenix Coyotes, scoring six points (4-2=6)... **2005-06:** Skated in 36 games with the Hartford Wolf Pack (AHL), registering 22 points (6-16=22) and 34 PIM... Tallied 11 more points (5-6=11) in 33 games with the San Antonio Rampage... **2004-05:** Played 27 games with the Utah Grizzlies (AHL), registering 19 points (9-10=19) and 35 PIM... **2003-04:** Played a career-high 59 NHL games with the Phoenix Coyotes, scoring 18 points (8-10=18)... Contributed 16 points (10-6=16) in 15 games with the Springfield Falcons... **2002-03:** Made his NHL debut with the Coyotes vs. CBJ (10/14)... Skated in 20 NHL games on the season, putting up four points (3-1=4)... Played in 57 games for the Springfield Falcons, adding 49 points (23-26=49), including three assists in five playoff games... **2001-02:** Played in 43 games for the University of Minnesota (WCHA)... Helped lead the team to the 2002 NCAA Championship... Finished the season ranked second in the NCAA in goals (34) and fifth in points (58)... Ranked third in the WCHA in points... **2000-01:** Represented Team USA at the 2001 World Junior Championship, scoring six goals... Finished fourth on the University of Minnesota in scoring with 35 points (12-23=35)... **1999-00:** Led Team USA in scoring at the World Junior Championship with five points (1-4=5) in seven games... Posted 20 points (10-10=20) in 39 games during his freshman campaign with the University of Minnesota... Was named the team's Rookie of the Year... **1998-99:** Recorded 90 points (39-51=90) in 28 games at Hastings High School... Skated in 17 games with Rochester (USHL), posting 21 points (12-9=21)... Named the 1999 Minnesota High School Player of the Year.

SEASON	CLUB	LEAGUE	REGULAR SEASON					PLAYOFFS				
			GP	G	A	PTS	PIM	GP	G	A	PTS	PIM
1998-99	Rochester Mustangs	USHL	17	12	9	21	26	-	-	-	-	-
1999-00	Minnesota	WCHA	39	10	10	20	22	-	-	-	-	-
2000-01	Minnesota	WCHA	38	12	23	35	56	-	-	-	-	-
2001-02	Minnesota	WCHA	43	34	24	58	86	-	-	-	-	-
2002-03	Springfield Falcons	AHL	57	23	26	49	44	5	0	3	3	8
	PHOENIX	NHL	20	3	1	4	4	-	-	-	-	-
2003-04	Springfield Falcons	AHL	15	10	6	16	19	-	-	-	-	-
	PHOENIX	NHL	59	8	10	18	20	-	-	-	-	-
2004-05	Utah Grizzlies	AHL	27	9	10	19	35	-	-	-	-	-
2005-06	PHOENIX	NHL	2	0	0	0	0	-	-	-	-	-
	Hartford Wolf Pack	AHL	36	6	16	22	34	-	-	-	-	-
	NEW YORK RANGERS	AHL	2	0	0	0	0	-	-	-	-	-
	San Antonio Rampage	AHL	33	5	6	11	29	-	-	-	-	-
2006-07	San Antonio Rampage	AHL	59	20	20	40	22	-	-	-	-	-
	PHOENIX	NHL	17	4	2	6	2	-	-	-	-	-
2007-08	Wilkes-Barre/Scranton	AHL	27	11	10	21	22	-	-	-	-	-
	PITTSBURGH	NHL	45	5	7	12	8	-	-	-	-	-
2008-09	PITTSBURGH	NHL	8	0	2	2	2	-	-	-	-	-
	Wilkes-Barre/Scranton	AHL	74	25	50	75	65	12	5	6	11	22
2009-10	Rochester Americans	AHL	61	28	28	56	47	7	1	6	7	9
	FLORIDA	NHL	21	1	1	2	4	-	-	-	-	-
2010-11	Rockford IceHogs	AHL	74	30	37	67	22	-	-	-	-	-
	CHICAGO	NHL	1	0	0	0	0	-	-	-	-	-



IN THE SYSTEM

CASEY WELLMAN

CENTER

Shoots: Right **Height:** 6-0 **Weight:** 181

Born: October 18, 1987; Brentwood, California

Acquired: Signed as a free agent, March 16, 2010.



2010-11: Tallied 35 points (14-21=35) in 42 games with the Houston Aeros... Earned 14 PIM and an even rating... Netted 11 points (6-5=11) in 24 playoff games... His six playoff goals tied for third on the team... Saw action in 15 games with the Minnesota Wild, collecting two points (1-1=2) and four PIM... His only NHL goal of the season (second career) came as the game winner vs. the New York Rangers (3/3)... **2009-10:** Totaled four points (1-3=4) in 12 games with Minnesota after signing as a free agent (3/16)... Recorded first NHL goal and skated a career-high 16:09 TOI vs. DAL (4/10)... Registered career-best four shots at EDM (4/5)... Tallied first NHL point with an assist in his NHL debut at CBJ (3/19)... Tied for sixth in NCAA Division I with 23 goals in 36 games during his sophomore at the University of Massachusetts-Amherst... Tied for 14th in the nation with 45 points (23-22=45)... Set a new school record with 11 PPGs on the season... Posted five GWG and 144 shots... Finished with a season-high four-game point streak (4-5=9, 3/5-3/13)... **2008-09:** Led all Hockey East rookies with 33 points (11-22=33) in 39 games at UMass-Amherst... Tallied six PPG and 117 shots... Recorded a five-game point streak (2-5=7, 2/13-2/27)... Totaled a season-high four points (0-4=4) vs. Providence (10/31)... Named to the Hockey East All-Rookie team and the Hockey East All-Academic Team... Named UMass Amherst Rookie of the Year... **2007-08:** Registered 45 points (22-23=45) in 59 games with Cedar Rapids of the United States Hockey League (USHL)... **2006-07:** Recorded 19 points (6-13=19) in 50 games with Cedar Rapids during his first season in the USHL.

SEASON	CLUB	LEAGUE	REGULAR SEASON					PLAYOFFS				
			GP	G	A	PTS	PIM	GP	G	A	PTS	PIM
2006-07	Cedar Rapids	USHL	50	6	13	19	30	6	1	2	3	0
2007-08	Cedar Rapids	USHL	59	22	23	45	30	3	1	1	2	4
2008-09	UMass-Amherst	HE	39	11	22	33	32	-	-	-	-	-
2009-10	UMass-Amherst	HE	36	23	22	45	38	-	-	-	-	-
	MINNESOTA	NHL	12	1	3	4	0	-	-	-	-	-
2010-11	Houston	AHL	42	14	21	35	14	24	6	5	11	6
	MINNESOTA	NHL	15	1	1	2	4	-	-	-	-	-



2011 fifth round draft pick, Nick Seeler, battles for the puck against 2010 first round draft choice Mikael Granlund during the 2011 Minnesota Wild Development Camp.



FUTURE WILD



BRETT BULMER

Position: Right Wing **Shoots:** Right **Height:** 6-3 **Weight:** 193

Born: April 26, 1992; Prince George, British Columbia

Acquired: Selected in the second round (39th overall) of the 2010 NHL Entry Draft.

2010-11: Tallied 49 points (18-31=49) in 57 games with Kelowna (WHL)...His 31 assists tied for third on the team...Registered 109 PIM...Played in 10 playoff games with Kelowna, earning six points (4-2=6) and four PIM...Missed 14 games with a leg injury...Saw action in eight playoff games with the Houston Aeros...**2009-10:** Notched 40 points (13-27=40) in his first full season in the WHL...Ranked fourth among Kelowna skaters in assists (27)...Racked up 95 PIM, good for fourth place on the squad...Posted five points (3-2=5) in 12 playoff games...Ranked No. 65 amongst North American skaters by NHL Central Scouting – up from a rank of 164 at the mid-term ranking...**2008-09:** Made his WHL debut, posting two PIM in three games with Kelowna.

SEASON	CLUB	LEAGUE	REGULAR SEASON				PLAYOFFS					
			GP	G	A	PTS	PIM	GP	G	A	PTS	PIM
2008-09	Kelowna	WHL	3	0	0	0	2	–	–	–	–	–
2009-10	Kelowna	WHL	65	13	27	40	95	12	3	2	5	6
2010-11	Kelowna	WHL	57	18	31	49	109	10	4	2	6	4
	Houston	AHL	–	–	–	–	–	8	0	0	0	6



JONAS BRODIN

Position: Defenseman **Shoots:** Left **Height:** 6-0 **Weight:** 172

Born: July 12, 1993; Karlstad, Sweden

Acquired: Selected in the first round (10th overall) of the 2011 NHL Entry Draft.

2010-11: Notched four points (0-4=4) in 42 games with Farjestads BK Karlstad (SEL)...Finished the season with a +6 rating, the fourth highest on the team...Added two goals in 14 playoff games to help Farjestads claim the Swedish Championship...Notched one assist in four games as Sweden claimed a silver medal at the 2011 U-18 World Junior Championships...Skated in 13 games for Sweden's Under-20 team in international competition, recording six points (3-3=6) and 22 PIM...**2009-10:** Played three games in the Swedish Elite League with Farjestads.

SEASON	CLUB	LEAGUE	REGULAR SEASON				PLAYOFFS					
			GP	G	A	PTS	PIM	GP	G	A	PTS	PIM
2009-10	Farjestads BK Karlstad	SEL	3	0	0	0	2	–	–	–	–	–
2010-11	Farjestads BK Karlstad	SEL	42	0	4	4	12	2	2	0	2	2



JOSH CARON

Position: Defenseman **Shoots:** Left **Height:** 6-3 **Weight:** 216

Born: February 10, 1991; Campbell River, British Columbia, Canada

Acquired: Signed as a free agent September 23, 2010.

2010-11: Tallied two points (1-1=2) in 27 games with the Kamloops Blazers (WHL)...Finished the season with 47 PIM and a -3 rating...Missed 41 games with a broken collar bone...**2009-10:** Recorded six points (1-5=6) and 190 PIM in 60 games with Kamloops...Added one assist and 10 PIM in four playoff matches...**2008-09:** Notched one assist and 50 PIM in 21 contests with the Blazers.

SEASON	CLUB	LEAGUE	REGULAR SEASON				PLAYOFFS					
			GP	G	A	PTS	PIM	GP	G	A	PTS	PIM
2007-08	Merritt Centennials	BCHL	5	0	0	0	0	–	–	–	–	–
2008-09	Kamloops Blazers	WHL	21	0	1	1	50	4	0	0	0	9
2009-10	Kamloops Blazers	WHL	60	1	5	6	190	4	0	1	1	10
2010-11	Kamloops Blazers	WHL	27	1	1	2	47	–	–	–	–	–



FUTURE WILD



CHARLIE COYLE

Position: Center **Shoots:** Right **Height:** 6-2 **Weight:** 205

Born: March 2, 1992; East Weymouth, Massachusetts

Acquired: Acquired from San Jose with Devin Setoguchi and a 2011 first round pick (Zack Phillips) in exchange for Brent Burns and a 2012 second round pick.

2010-11: Tallied 26 points (7-19=26) in 37 games with Boston University, tied for fourth on the team...Was named Hockey East Rookie of the Year...Served 34 PIM and finished the season with an even rating...Recorded six points (2-4=6) in six games to help United States win bronze at World Junior Championship...**2009-10:** Played in 42 games with the South Shore Kings (EJHL), posting 63 points (21-42=63)...**2008-09:** Skated for U.S. Under-18 Select Team in Slovakia and the Four Nations Cup in Finland...**2007-08:** Scored five goals at the 2008 USA Select 16 Festival, tying for the team lead.

SEASON	CLUB	LEAGUE	REGULAR SEASON				PLAYOFFS					
			GP	G	A	PTS	PIM	GP	G	A	PTS	PIM
2010-11	Boston University	HE	37	7	19	26	34	–	–	–	–	–
	USA	World Jr	6	2	4	6	4	–	–	–	–	–



MIKAEL GRANLUND


Position: Center **Shoots:** Left **Height:** 5-10 **Weight:** 180

Born: February 26, 1992; Oulu, Finland

Acquired: Selected in the first round (ninth overall) of the 2010 NHL Entry Draft.

2010-11: Netted 36 points (8-28=36) in 39 games with HIFK Helsinki in Finland's top league...Was fifth on the team in points despite missing 21 games do to injury...Finished with a rating of +6 and 14 PIM...Co-led all SM-liiga players with 16 points (5-11=16) in 15 playoff games, helping lead his team to the league title...Won a gold medal with Finland at World Championships...Ranked second on Finland in scoring with nine points (2-7=9) in six games...**2009-10:** Netted 40 points (13-27=40) in 43 games with HIFK...Registered a +11 rating...Named Rookie of the Year...Posted seven points (1-6=7) at the World Junior Championship and 13 points (4-9=13) at the World Under-18 Championship...Was the No. 1-ranked European skater in the 2010 NHL Entry Draft...**2008-09:** Skated in 35 games, posting 57 points (21-36=57) in the Finnish Junior "A" league...Finished the season with a +7 rating and 45 PIM...Notched three points (1-2=3) at the World Junior Championship...Tallied 13 points (2-11=13) at the World Under-18 Championship.

SEASON	CLUB	LEAGUE	REGULAR SEASON				PLAYOFFS					
			GP	G	A	PTS	PIM	GP	G	A	PTS	PIM
2007-08	Karpat Oulu	Fin-Jr. B	31	22	27	49	20	–	–	–	–	–
2008-09	Karpat Oulu	Fin-Jr. A	35	21	36	67	45	–	–	–	–	–
	Karpat Oulu	Finland	2	0	0	0	0	–	–	–	–	–
	Finland	WJ-18	6	2	11	13	0	–	–	–	–	–
	Finland	WJC	6	2	1	3	0	–	–	–	–	–
2009-10	HIFK	Finland	43	13	27	40	2	6	1	5	6	0
	Finland	WJ-18	6	4	9	13	4	–	–	–	–	–
	Finland	WJC	6	1	6	7	4	–	–	–	–	–
2010-11	HIFK	Finland	39	8	28	36	14	–	–	–	–	–
	Finland	Worlds	9	2	7	9	2	–	–	–	–	–



TYLER GRAOVAC

Position: Center **Shoots:** Left **Height:** 6-4 **Weight:** 191

Born: April 27, 1993; Brampton, Ontario, Canada

Acquired: Selected in the seventh round (191st overall) in the 2011 NHL Entry Draft.

2010-11: Registered 21 points (10-11=21) in 66 games with the Ottawa 67's (OHL)...Finished the season with 10 PIM and a -4 rating...Was ranked the 120th skater by Central Scouting Service...**2009-10:** Played in 52 games with Ottawa, notching a total of nine points (2-7=9).

SEASON	CLUB	LEAGUE	REGULAR SEASON				PLAYOFFS					
			GP	G	A	PTS	PIM	GP	G	A	PTS	PIM
2009-10	Ottawa 67's	OHL	52	2	7	9	17	12	0	0	0	2
2010-11	Ottawa 67's	OHL	66	10	11	21	10	–	–	–	–	–



FUTURE WILD



JOHAN GUSTAFSSON

Position: Goaltender **Catches:** Left **Height:** 6-1 **Weight:** 187

Born: February 28, 1992; Koping, Sweden

Acquired: Selected in the sixth round (159th overall) of the 2010 NHL Entry Draft.

2010-11: Played 26 games with Vasteras (Swe-1), earning a 2.30 GAA and a .911 SV%...Registered two shutouts...**2009-10:** Recorded a 2.02 GAA and a .918 SV% for Sweden at the World Under-18 Championship...**2008-09:** In 13 games of Elite play, he owned a 1.94 GAA to go along with a .910 SV%...Registered an even stronger 1.63 GAA and .936 SV% in 14 games of Allsvenskan action...Two appearances in the World Under-18 Championship produced a stellar 1.00 GAA and a .964 SV%.

SEASON	CLUB	LEAGUE	REGULAR SEASON					PLAYOFFS					
			GP	W	L	OT	GAA	SO	GP	W	L	GAA	SO
2008-09	Farjestad	Swe-Jr.	15	-	-	-	1.94	-	-	-	-	-	-
	Farjestad	Swe-3	14	-	-	-	1.63	-	-	-	3.68	-	
	Sweden	WJ-18	2	-	-	-	1.00	-	-	-	-	-	
2009-10	Farjestad	SEL	3	-	-	-	3.96	0	-	-	-	-	
	Skare	Swe-3	26	-	-	-	2.86	-	-	-	-	-	
	Sweden	WJ-18	4	3	1	0	2.02	0	-	-	-	-	
2010-11	Vasteras	Swe-1	26	-	-	-	2.30	2	-	-	-	-	



ANTHONY HAMBURG

Position: Center **Shoots:** Right **Height:** 6-0 **Weight:** 195

Born: August 30, 1991; Houston, Texas

Acquired: Selected in the seventh round (193rd overall) of the 2009 NHL Entry Draft.

2010-11: Registered 20 points (6-14=20) in 31 games with the Omaha Lancers (USHL)...Served 15 PIM...Added two points (1-1=2) in the team's three playoff games...Also played seven games with Colgate University (ECAC), picking up three points (0-3=3) and four PIM...**2009-10:** Tallied 22 points (5-17=22) in 54 games with Omaha (USHL)...Placed seventh on Omaha in assists (17)...Held scoreless in three playoff games, picking up two PIM...Omaha won regular season West Division title...Committed to play for Colgate University...**2008-09:** Recorded 99 points (29-70=99) in 70 games for the Dallas Stars AAA Midget team...Led the team in scoring and assists and ranked tied third in goals.

SEASON	CLUB	LEAGUE	REGULAR SEASON					PLAYOFFS				
			GP	G	A	PTS	PIM	GP	G	A	PTS	PIM
2008-09	Dallas AAA	Midget-TX	70	29	70	99	76	-	-	-	-	-
2009-10	Omaha	USHL	54	5	17	22	35	3	0	0	0	2
2010-11	Colgate	ECAC	7	0	3	3	4	-	-	-	-	-
	Omaha	USHL	31	6	14	20	15	3	1	1	2	0



ERIK HAULA

Position: Left Wing **Shoots:** Left **Height:** 5-11 **Weight:** 170

Born: March 23, 1991; Pori, Finland

Acquired: Selected in the seventh round (182nd overall) of the 2009 NHL Entry Draft.

2010-11: Tallied 24 points (6-18=24) in 34 games with the University of Minnesota (WCHA), tied for third on the team in points and tied for the lead in assists...Earned 22 PIM and finished the season with a rating of +10...Ranked second among Finnish players at the World Junior Championship with seven points in six games...**2009-10:** Tallied 72 points (28-44=72) in 56 games with Omaha (USHL)...Named to the USHL's All-Rookie Team and All-USHL Second Team...Finished the regular season ranked tied for fifth in the USHL in points and tied for fourth in plus/minus rating (+36)...Tied for third in the USHL with 11 points (2-9=11) in eight playoff games...Committed to the University of Minnesota...**2008-09:** Totaled 84 points (26-58=84)

and 46 PIM in 53 games in his first season at Shattuck-St. Mary's...Led the team in assists and ranked second in goals and points...**2007-08:** Recorded 22 points (7-15=22) in 40 games with Pori Assat in Finland's Junior League.

SEASON	CLUB	LEAGUE	REGULAR SEASON					PLAYOFFS				
			GP	G	A	PTS	PIM	GP	G	A	PTS	PIM
2006-07	Assat Pori	Fin-Jr. B	29	19	24	43	24	-	-	-	-	-
2007-08	Assat Pori	Fin-Jr. B	5	5	3	8	14	-	-	-	-	-
	Assat Pori	Fin-Jr. A	40	7	15	22	26	12	2	0	2	4
2008-09	Shattuck St. Mary's	HS-MN	53	26	58	84	46	-	-	-	-	-
2009-10	Omaha	USHL	56	28	44	72	59	8	2	9	11	2
2010-11	Minnesota	WCHA	34	6	18	24	22	-	-	-	-	-
	Finland	World Jr	6	4	3	7	10	-	-	-	-	-



FUTURE WILD

COLTON JOBKE

Position: Defenseman **Shoots:** Left **Height:** 6-0 **Weight:** 170

Born: April 20, 1992; Vancouver, British Columbia, Canada

Acquired: Signed as a free agent September 23, 2010.

2010-11: Notched 10 points (1-9=10) in 51 games with the Kelowna Rockets (WHL)...Earned 84 PIM and finished the regular season with a +6 rating...Tallied seven PIM in nine playoff games...**2009-10:** Registered eight points (0-8=8) in 69 games with Kelowna...Earned 71 PIM...Added four assists and 14 PIM in 12 postseason games...**2008-09:** Tallied 11 points (3-8=11) in 46 games with the Penticton Vees (BCHL).

SEASON	CLUB	LEAGUE	REGULAR SEASON					PLAYOFFS				
			GP	G	A	PTS	PIM	GP	G	A	PTS	PIM
2008-09	Penticton Vees	BCHL	46	3	8	11	11	5	0	0	0	2
2009-10	Kelowna Rockets	WHL	69	0	8	8	71	12	0	4	4	14
2010-11	Kelowna Rockets	WHL	51	1	9	10	84	9	0	0	0	7



BJORN KRUPP


Position: Defenseman **Shoots:** Left **Height:** 6-2 **Weight:** 201

Born: March 6, 1991; Manhattan Beach, California

Acquired: Signed as a free agent, September 18, 2009.

2010-11: Registered 11 points (1-10=11) in 61 games with the Belleville Bulls (OHL)...Served 54 PIM...Earned two additional PIM in four playoff games...**2009-10:** Posted 11 points (0-11=11) and 53 PIM in 67 games with the Belleville Bulls...Dished out a pair of helpers at Saginaw (10/10)...Signed entry level contract with Wild on 9/18...**2008-09:** Totaled four points (1-3=4) in his first OHL season with Belleville...Appeared in 57 regular season games and 17 playoff games...**2007-08:** Skated in 43 games for the U.S. National Under-18 Team...Tallied three assists and 40 PIM...Won a silver medal at the World Under-17 Hockey Challenge...Is the son of former NHL'er Uwe Krupp.

SEASON	CLUB	LEAGUE	REGULAR SEASON					PLAYOFFS				
			GP	G	A	PTS	PIM	GP	G	A	PTS	PIM
2007-08	USNTDP	NAHL	43	0	3	3	40	-	-	-	-	-
2008-09	Belleville	OHL	57	1	3	4	22	17	0	0	0	9
2009-10	Belleville	OHL	67	0	11	11	53	-	-	-	-	-
2010-11	Belleville	OHL	61	1	10	11	54	4	0	0	0	2



JOHAN LARSSON

Position: Left Wing **Shoots:** Left **Height:** 6-0 **Weight:** 198

Born: July 25, 1992; Lau, Sweden

Acquired: Selected in the second round (56th overall) of the 2010 NHL Entry Draft.

2010-11: Tallied eight points (4-4=8) in 43 games with Brynas (SEL)...Earned 18 PIM and a rating of +3...Registered two points (0-2=2) and four PIM in five playoff games...Notched five points (2-3=5) in three games at the U19 Three Nations Tournament in Helsinki...Captained Team Sweden at the U19 Five Nations Tournament, scoring team-most 10 points (4-6=10) in four games...Added four points (1-3=4) at the World Junior Championship...**2009-10:** Registered 34 points (15-19=34) in 40 games with Brynas in the Swedish Junior League...Ranked second in scoring at the World Under-18 Championship, netting 14 points (6-8=14) in five games...Received a silver medal and served as team captain for Sweden...**2008-09:** Tallied nine points (4-5=9) and 55 PIM in 33 games with Brynas...Appeared in five postseason matches and picked up two PIM.

SEASON	CLUB	LEAGUE	REGULAR SEASON					PLAYOFFS				
			GP	G	A	PTS	PIM	GP	G	A	PTS	PIM
2008-09	Brynas Jr.	Swe-Jr.	33	4	5	9	55	5	0	0	0	2
2009-10	Brynas Jr.	Swe-Jr.	40	15	19	34	80	-	-	-	-	-
	Sweden	WJ-18	5	6	8	14	0	-	-	-	-	-
2010-11	Brynas IF	SEL	43	4	4	8	18	5	0	2	2	4
	Sweden	World Jr	6	1	3	4	4	-	-	-	-	-





FUTURE WILD



SEAN LORENZ

Position: Defenseman **Shoots:** Right **Height:** 6-1 **Weight:** 191

Born: March 10, 1990; Littleton, Colorado

Acquired: Selected in the fourth round (115th overall) of the 2008 NHL Entry Draft.

2010-11: Totaled 15 points (4-11=15) in 44 games as a junior with the University of Notre Dame (CCHA)...Earned 36 PIM and led his team in plus/minus (+32) and blocked shots (57)...**2009-10:** Notched three points (2-1=3) to go along with 14 PIM in 34 games in sophomore season...Both goals were GWG...Scored his first collegiate goal (1/2)...**2008-09:** Collected three assists and 18 PIM in 40 games in his rookie season...**2006-08:** Totaled 59 games while scoring three goals, eight assists and 30 PIM for USA Hockey's National Development Program...Won a bronze medal with Team USA at the 2008 World Under-18 Championship.

SEASON	CLUB	LEAGUE	REGULAR SEASON					PLAYOFFS				
			GP	G	A	PTS	PIM	GP	G	A	PTS	PIM
2006-07	USNTDP	NAHL	45	1	7	8	26	6	0	0	0	2
2007-08	USNTDP	NAHL	14	2	1	3	4	-	-	-	-	-
2008-09	Notre Dame	CCHA	40	0	3	3	18	-	-	-	-	-
2009-10	Notre Dame	CCHA	34	2	1	3	14	-	-	-	-	-
2010-11	Notre Dame	CCHA	44	4	11	15	36	-	-	-	-	-



MARIO LUCIA

Position: Left Wing **Shoots:** Left **Height:** 6-2 **Weight:** 187

Born: August 25, 1993; Fairbanks, Alaska

Acquired: Selected in the second round (60th overall) of the 2011 NHL Entry Draft.

2010-11: Produced 54 points (30-24=54) in 27 games with Wayzata High School...Earned a +34 rating...Added three points (3-0=3) in six games with the U.S. National Development Team (USHL).

SEASON	CLUB	LEAGUE	REGULAR SEASON					PLAYOFFS				
			GP	G	A	PTS	PIM	GP	G	A	PTS	PIM
2009-10	Wayzata High School	MSHSL	25	15	25	40	-	-	-	-	-	-
2010-11	U.S. National Development	USHL	6	3	0	3	0	-	-	-	-	-
	Wayzata High School	MSHSL	27	30	24	54	-	-	-	-	-	-



STEPHEN MICHALEK

Position: Goaltender **Catches:** Left **Height:** 6-2 **Weight:** 196

Born: August 6, 1993; Hartford, Connecticut

Acquired: Selected in the sixth round (161st overall) of the 2011 NHL Entry Draft.

2010-11: Played with Loomis-Chafee High School in Connecticut, compiling a .918 SV% and a record of 3-20-2...Made more than 1,000 saves on the season...Represented the U.S. at the 2011 Under-18 Ivan Hlinka Tournament in August of 2010, helping the U.S. win a silver medal while stopping 23 of 24 shots.

SEASON	CLUB	LEAGUE	REGULAR SEASON					PLAYOFFS					
			GP	W	L	OT	GAA	SO	GP	W	L	GAA	SO
2010-11	Loomis-Chafee	High School	25	3	20	3	-	-	-	-	-	-	-



FUTURE WILD



ZACK PHILLIPS

Position: Center **Shoots:** Right **Height:** 6-1 **Weight:** 187

Born: October 28, 1992; Fredericton, New Brunswick, Canada

Acquired: Selected in the first round (28th overall) of the 2011 NHL Entry Draft.

2010-11: Tallied 95 points (38-57=95) in 67 games with the Saint John Sea Dogs (QMJHL), second most among teammates...Earned 16 PIM and a +48 rating...Added 24 points (9-15=24) in 17 playoff matches to help the Sea Dogs claim the 2011 MasterCard Memorial Cup title...**2009-10:** Collected 44 points (16-28=44) in 65 games during first season with Saint John...Added six points (2-4=6) in 21 playoff contests.

SEASON	CLUB	LEAGUE	REGULAR SEASON				PLAYOFFS					
			GP	G	A	PTS	PIM	GP	G	A	PTS	PIM
2009-10	Saint John Sea Dogs	QMJHL	65	16	28	44	31	21	2	4	6	4
2010-11	Saint John Sea Dogs	QMJHL	67	38	57	95	16	17	9	15	24	8



NICK SEELER

Position: Defenseman **Shoots:** Left **Height:** 6-0 **Weight:** 170

Born: June 3, 1993; Eden Prairie, Minnesota

Acquired: Selected in the fifth round (131st overall) of the 2011 NHL Entry Draft.

2010-11: Contributed 43 points (9-34=43), fourth-best among teammates, in 28 games during his senior season with Eden Prairie High School...Helped lead his team to the Minnesota State Championship Title, tallying six points (2-4=6) during the tournament...Registered four power-play goals on the season and led the team in PIM with 48...Finished the season with a rating of +11...**2009-10:** Registered 21 points (4-17=21) during his junior year at Eden Prairie High School...Finished the season with a rating of +27.

SEASON	CLUB	LEAGUE	REGULAR SEASON				PLAYOFFS					
			GP	G	A	PTS	PIM	GP	G	A	PTS	PIM
2009-10	Eden Prairie	High School	28	4	17	21	12	-	-	-	-	-
2010-11	Eden Prairie	High School	28	9	34	43	48	-	-	-	-	-



JASON ZUCKER

Position: Left Wing **Shoots:** Left **Height:** 5-11 **Weight:** 174

Born: January 16, 1992; Las Vegas, Nevada

Acquired: Selected in the second round (59th overall) of the 2010 NHL Entry Draft.

2010-11: Registered 45 points (23-22=45) in 40 games with University of Denver (WCHA)...Ranked second in the WCHA in goals and third in points...Was named WCHA Freshman of the Year...Named to the Inside College Hockey All-America Rookie Team...Earned a bronze medal at the World Junior Championship, picking up one goal in four games...**2009-10:** Tallied 53 points (29-24=53) in 60 games with the United States National Team Development Program Under-18 Team...His 29 markers tied for the team lead...Netted six GWG...Registered a hat trick vs. Lincoln (2/27)...One of two United States players to win three gold medals in one calendar year...Won gold medal at the 2009 and 2010 World Under-18 Championships as well as the 2010 World Junior Championship...Committed to the University of Denver...**2008-09:** In 64 games with both the Under-18 and Under-17 National Team, he totaled 38 points (21-17=38) and 61 PIM...First Nevada-raised player to be drafted in the NHL.

SEASON	CLUB	LEAGUE	REGULAR SEASON				PLAYOFFS					
			GP	G	A	PTS	PIM	GP	G	A	PTS	PIM
2008-09	USNTDP	NAHL	36	11	4	15	55	-	-	-	-	-
	USNTDP	Ind	16	2	6	8	8	-	-	-	-	-
2009-10	USNTDP	USHL	22	11	7	18	23	-	-	-	-	-
	United States	U18	7	4	3	7	2	-	-	-	-	-
	United States	World Jr	7	2	0	2	2	-	-	-	-	-
2010-11	Denver	WCHA	40	23	22	45	59	-	-	-	-	-
	United States	World Jr	4	1	0	1	0	-	-	-	-	-



TEAM ROSTER

FORWARDS	HT	WT	SHOT	BORN	BIRTHPLACE
Cody Almond	6-2	221	Left	7/24/89	Calgary, Alberta
Pierre-Marc Bouchard	5-10	173	Left	4/27/84	Sherbrooke, Quebec
Joel Broda	6-0	208	Left	11/24/89	Prince Albert, Saskatchewan
Kyle Brodziak	6-2	209	Right	5/25/84	St. Paul, Alberta
Brett Bulmer	6-2	182	Right	4/26/92	Prince George, B.C.
Cal Clutterbuck	5-10	209	Right	11/18/87	Welland, Ontario
Charlie Coyle	6-2	207	Right	3/2/92	East Weymouth, Mass.
Matt Cullen	6-1	200	Left	11/2/76	Virginia, Minnesota
Jon DiSalvatore	6-1	200	Right	3/30/81	Bangor, Maine
Justin Fontaine	5-10	160	Right	11/6/87	Bonnyville, Alberta
Kris Foucault	6-1	202	Left	12/12/90	Calgary, Alberta
Colton Gillies	6-4	207	Left	2/12/89	Surrey, British Columbia
Mikael Granlund	5-10	180	Left	2/26/92	Oulu, Finland
Tyler Graovac	6-3	179	Left	4/27/93	Brampton, Ontario
Anthony Hamburg	6-1	185	Right	8/30/91	Houston, Texas
Erik Hauula	5-11	170	Left	3/23/91	Pori, Finland
Dany Heatley	6-4	220	Left	1/21/81	Freiburg, Germany
Matt Kassian	6-5	240	Left	10/28/86	Edmonton, Alberta
Mikko Koivu	6-2	214	Left	3/12/83	Turku, Finland
Johan Larsson	5-10	200	Left	7/25/92	Lau, Sweden
Guillaume Latendresse	6-2	230	Left	5/24/87	Sainte-Catherine, Quebec
Mikko Lehtonen	6-3	196	Right	4/1/87	Espoo, Finland
Mario Lucia	6-2	183	Left	8/25/93	Fairbanks, Alaska
David McIntyre	6-0	190	Left	2/4/87	Pefferlaw, Ontario
Carson McMillan	6-1	190	Right	9/10/88	Brandon, Manitoba
Eric Nystrom	6-1	193	Left	2/14/83	Syosset, New York
Jed Ortmeyer	6-1	205	Right	9/3/78	Omaha, Nebraska
Jarod Palmer	6-0	200	Right	2/10/86	Fridley, Minnesota
Warren Peters	6-0	201	Left	7/10/82	Saskatoon, Saskatchewan
Zack Phillips	6-1	175	Right	10/28/92	Fredericton, New Brunswick
Darroll Powe	5-11	212	Left	6/22/85	Saskatoon, Saskatchewan
Chad Rau	5-11	188	Right	1/18/87	Eden Prairie, Minnesota
Devin Setoguchi	6-0	200	Right	1/1/87	Taber, Alberta
Brad Staubitz	6-1	215	Right	7/28/84	Edmonton, Alberta
Jeff Taffe	6-3	215	Left	2/19/81	Hastings, Minnesota
Casey Wellman	6-0	184	Right	10/18/87	Brentwood, California
Jason Zucker	5-11	174	Left	1/16/92	Las Vegas, Nevada

DEFENSEMEN	HT	WT	SHOT	BORN	BIRTHPLACE
Drew Bagnall	6-3	222	Left	6/3/83	Oakbank, Manitoba
Jonas Brodin	6-1	169	Left	7/12/93	Karlstad, Sweden
Josh Caron	6-3	215	Left	2/10/91	Campbell River, B.C.
Tyler Cuma	6-1	198	Left	1/19/90	Toronto, Ontario
Justin Falk	6-5	217	Left	10/11/88	Snowflake, Manitoba
Chay Genoway	5-9	177	Left	12/20/86	Morden, Manitoba
Colton Jobke	6-0	170	Left	4/20/92	Delta, British Columbia
Bjorn Krupp	6-2	189	Right	3/6/91	Manhattan Beach, California
Sean Lorenz	6-1	191	Right	3/10/90	Littleton, Colorado
Mike Lundin	6-2	191	Left	9/24/84	Burnsville, Minnesota
Kyle Medvec	6-6	225	Left	6/16/88	Burnsville, Minnesota
Jeff Penner	5-10	183	Left	4/13/87	Steinbach, Manitoba
Nate Prosser	6-2	221	Right	5/7/86	Elk River, Minnesota
Marco Scandella	6-3	206	Left	2/23/90	Montreal, Quebec
Nick Schultz	6-1	203	Left	8/25/82	Strasbourg, Saskatchewan
Nick Seeler	6-2	185	Left	6/3/93	Eden Prairie, Minnesota
Jared Spurgeon	5-8	171	Right	11/29/89	Edmonton, Alberta
Clayton Stoner	6-3	206	Left	2/19/85	Port McNeill, B.C.
Greg Zanon	5-11	198	Left	6/5/80	Burnaby, British Columbia
Marek Zidlicky	5-11	186	Right	2/3/77	Most, Czechoslovakia

GOALTENDERS	HT	WT	CATCH	BORN	BIRTHPLACE
Niklas Backstrom	6-1	186	Left	2/13/78	Helsinki, Finland
Dennis Endras	6-0	167	Left	7/14/85	Immenstadt, Germany
Johan Gustafsson	6-2	202	Left	2/28/92	Koping, Sweden
Matthew Hackett	6-2	179	Left	3/7/90	London, Ontario
Josh Harding	6-2	199	Right	6/18/84	Regina, Saskatchewan
Darcy Kuemper	6-4	200	Left	5/5/90	Saskatoon, Saskatchewan
Stephen Michalek	6-2	183	Left	8/6/93	Hartford, Connecticut

TEAM ROSTER

2010-11 TEAM	LEAGUE	GP	G	A	PTS	PIM	ACQ
Houston	AHL	65	15	19	34	124	EN/07
Minnesota	NHL	59	12	26	38	14	EN/02
Bakersfield	ECHL	32	17	13	30	39	FA/10
Minnesota	NHL	80	16	21	37	56	TRD/09
Kelowna	WHL	57	18	31	49	109	EN/10
Minnesota	NHL	76	19	15	34	79	EN/06
Boston University	HE	37	7	19	26	34	TRD/11
Minnesota	NHL	78	12	27	39	34	FA/10
Houston	AHL	80	28	33	61	57	FA/09
Minnesota-Duluth	WCHA	42	22	36	58	42	FA/11
Calgary	WHL	65	25	23	48	60	EN/09
Houston	AHL	64	11	15	26	82	EN/07
HIFK	FIN	39	8	28	36	14	EN/10
Ottawa	OHL	66	10	11	21	10	EN/11
Omaha	USHL	31	6	14	20	15	EN/09
Minnesota	WCHA	34	6	18	24	22	EN/09
San Jose	NHL	80	26	48	64	56	TRD/11
Houston	AHL	60	4	4	8	132	EN/05
Minnesota	NHL	71	17	45	62	50	EN/01
Brynas	SWE	43	4	4	8	18	EN/10
Minnesota	NHL	11	3	3	6	8	TRD/09
Skelleftea	SWE	55	30	28	58	34	TRD/11
Wavzata	H-MN	24	25	22	47	14	EN/11
Albany	AHL	78	12	18	30	51	TRD/11
Houston	AHL	78	12	10	22	80	EN/07
Minnesota	NHL	82	4	8	12	30	FA/10
San Antonio/Houston	AHL	60	8	11	19	45	FA/11
Houston	AHL	65	9	19	28	64	FA/10
Houston	AHL	62	15	17	32	47	FA/10
Saint John	QMJHL	67	38	57	95	16	EN/11
Philadelphia	NHL	81	7	10	17	41	TRD/11
Houston	AHL	60	13	27	40	12	FA/10
San Jose	NHL	72	22	19	41	37	TRD/11
Minnesota	NHL	71	4	5	9	173	TRD/10
Rockford	AHL	74	30	37	67	22	FA/11
Houston	AHL	42	14	21	35	14	FA/10
Denver	WCHA	40	23	22	45	59	EN/10

2009-10 TEAM	LEAGUE	GP	G	A	PTS	PIM	ACQ
Houston	AHL	72	0	2	2	112	FA/10
Farjestad	SWE	42	0	4	4	12	EN/11
Kamloops	WHL	27	1	1	2	47	FA/10
Houston	AHL	31	1	3	4	15	EN/08
Houston	AHL	55	3	11	14	41	EN/07
North Dakota	WCHA	36	6	31	37	26	FA/11
Kelowna	WHL	51	1	9	10	84	FA/10
Belleville	OHL	61	1	10	11	54	FA/09
Notre Dame	CCHA	44	4	11	15	36	EN/08
Tampa Bay	NHL	69	1	11	12	12	FA/11
Vermont	HE	29	2	4	6	28	EN/06
Providence/Houston	AHL	67	5	18	23	38	TRD/11
Houston	AHL	73	8	19	27	31	FA/10
Houston	AHL	33	3	16	19	17	EN/08
Minnesota	NHL	74	3	14	17	38	EN/00
Eden Prairie	H-MN	28	9	34	43	48	EN/11
Minnesota	NHL	53	4	8	12	2	FA/10
Minnesota	NHL	57	2	7	9	96	EN/04
Minnesota	NHL	82	0	7	7	48	FA/09
Minnesota	NHL	46	7	17	24	30	TRD/08

2009-10 TEAM	LEAGUE	GP	W-L-OT	SO	GAA	SV%	ACQ
Minnesota	NHL	51	22-23-5	3	2.66	.916	FA/06
Augsburger	GER	46	20-22-4	1	3.14	.900	FA/10
Vasteras	SWE-1	26	-----	-	2.30	.910	EN/10
Houston	AHL	45	23-16-4	2	2.37	.916	EN/09
Minnesota	NHL	DNP - Injured					EN/02
Red Deer	WHL	62	45-12-5	13	1.86	.933	EN/09
Loomis-Chaffee	H-CT	23	-----	-	3.95	.918	EN/11



HOW THE WILD WAS BUILT

YEAR	DRAFT (RD/PICK)	FREE AGENT (SIGNED)	TRADE/WAIVERS (TEAM, DATE)
2000	NICK SCHULTZ (2/33)		
2001	MIKKO KOIVU (1/6)		
2002	PIERRE-MARC BOUCHARD (1/8) JOSH HARDING (2/38) JOSH HARDING (2/38)		
2003			
2004	CLAYTON STONER (3/79)		
2005	MATT KASSIAN (2/57)		
2006	CAL CLUTTERBUCK (3/72) KYLE MEDVEC (4/102)	NIKLAS BACKSTROM (6/1)	
2007	COLTON GILLIES (1/16) JUSTIN FALK (4/110) CODY ALMOND (5/140) CARSON MCMILLAN (7/200)		
2008	TYLER CUMA (1/23) MARCO SCANDELLA (2/55)		MAREK ZIDLICKY (NSH, 7/1)
2009	MATT HACKETT (3/77) KRIS FOUCAULT (4/103) DARCY KUEMPER (6/161) ERIK HAULA (7/182)	GREG ZANON (7/1) JON DISALVATORE (7/17)	KYLE BRODZIAK (EDM, 6/27) GUILLAUME LATENDRESSE (MTL, 11/23)
2010	MIKAEL GRANLUND (1/9) BRETT BULMER (2/39) JOHAN LARSSON (2/56) JASON ZUCKER (2/59) JOHAN GUSTAFSSON (6/159)	CASEY WELLMAN (3/16) NATE PROSSER (3/18) JAROD PALMER (4/26) CHAD RAU (5/10) MATT CULLEN (7/1) ERIC NYSTROM (7/2) WARREN PETERS (7/2) DREW BAGNALL (7/2) DENNIS ENDRAS (7/7) JOEL BRODA (7/14) JOSH CARON (9/23) COLTON JOBKE (9/23) JARED SPURGEON (9/23)	BRAD STAUBITZ (SJ, 6/21)
2011	JONAS BRODIN (1/10) ZACK PHILLIPS (1/28) MARIO LUCIA (2/60) NICK SEELER (5/131) STEPHAN MICHALEK (6/161) TYLER GRAOVAC (7/191)	JED ORTMEYER (1/5) CHAY GENOWAY (4/12) JUSTIN FONTAINE (4/19) JEFF TAFFE (7/5) MIKE LUNDIN (7/9)	JEFF PENNER, MIKKO LEHTONEN (BOS, 2/28) DAVID McINTYRE (NJ, 6/16) DEVIN SETOGUCHI (SJ, 6/24) CHARLIE COYLE (SJ, 6/24) DARROLL POWE (PHI, 6/26) DANY HEATLEY (SJ, 7/3)



HOUSTON AEROS

HOUSTON AEROS

American Hockey League / 2010-11 Record: 46-28-1-5

(2nd place West Division, advanced to Calder Cup Final)



Address: 5300 Memorial Drive Suite 770 • Houston, Texas 77007

Phone: 713.974.7825

Website: aeros.com Twitter: @Houston_Aeros

Home Rink (capacity): Toyota Center (17,800)

Rink Address: 1510 Polk Street | Houston, TX 77002

Team Colors: Red, Green, Gold and White

Championships: Calder Cup in 2003, Turner Cup in 1999

Affiliation: Became Minnesota's primary developmental affiliate on May 21, 2001...Was purchased and became an entity of Minnesota Sports & Entertainment on July 7, 2003.

DIRECTORY

General Manager / Governor	Jim Mill
President / Alternate Governor	David Burke
Executive Vice President of Business Operations	John Rizzardini
Head Coach	John Torchetti
Assistant Coaches	Sebastien Laplante, Mike Van Ryn
Athletic Trainer	Jody Green
Head Equipment Manager	Doug Tretiak

HOUSTON AEROS 2011-12 SCHEDULE

OCTOBER			NOVEMBER			DECEMBER			JANUARY			FEBRUARY			MARCH			APRIL		
9	Chicago	5:05 pm	3	@ Lake Erie	6:00 pm	2	Texas	7:05 pm	1	Oklahoma City	5:05 pm	6	Chicago	7:35 pm	31	Hamilton	7:35 pm	6	Chicago	7:35 pm
14	@ Texas	7:30 pm	4	@ Hamilton	6:30 pm	4	Lake Erie	7:35 pm	4	Lake Erie	7:35 pm	7	Peoria	7:35 pm	6	Chicago	7:35 pm	7	Peoria	7:35 pm
15	San Antonio	7:35 pm	6	Toronto	5:05 pm	5	Milwaukee	12:05 pm	5	Milwaukee	12:05 pm	8	Milwaukee	5:05 pm	7	Milwaukee	5:05 pm	8	Milwaukee	5:05 pm
16	@ Oklahoma City	4:00 pm	10	Abbotsford	7:05 pm	6	@ Chicago	11:00 am	6	@ Chicago	11:00 am	13	@ Oklahoma City	7:00 pm	8	@ Oklahoma City	7:00 pm	13	@ Oklahoma City	7:00 pm
21	@ Charlotte	6:00 pm	13	Charlotte	5:05 pm	7	@ Grand Rapids	6:00 pm	7	@ Grand Rapids	6:00 pm	14	San Antonio	7:35 pm	9	San Antonio	7:35 pm	14	San Antonio	7:35 pm
22	@ Charlotte	6:00 pm	18	Texas	7:35 pm	8	@ San Antonio	3:30 pm	8	@ San Antonio	3:30 pm	15	Texas	5:05 pm	10	Grand Rapids	7:35 pm	15	Texas	5:05 pm
23	Grand Rapids	5:05 pm	19	@ Texas	7:00 pm	9	@ Texas	7:00 pm	9	@ Texas	7:00 pm	16	Rockford	7:35 pm	11	Grand Rapids	5:05 pm	16	Rockford	7:35 pm
28	@ San Antonio	7:00 pm	20	Abbotsford	5:05 pm	10	Abbotsford	6:00 pm	10	Abbotsford	6:00 pm	17	Abbotsford	7:35 pm	11	Abbotsford	7:35 pm	17	Abbotsford	7:35 pm
29	Oklahoma City	7:35 pm	25	Texas	7:35 pm	11	Texas	7:05 pm	11	Texas	7:05 pm	18	Oklahoma City	5:05 pm	12	Oklahoma City	5:05 pm	18	Oklahoma City	5:05 pm
30	Charlotte	5:05 pm	26	@ Texas	7:00 pm	12	@ Peoria	7:00 pm	12	@ Peoria	7:00 pm	23	@ Rockford	7:05 pm	13	@ Rockford	7:05 pm	23	@ Rockford	7:05 pm
			30	@ Lake Erie	6:00 pm	13	@ Peoria	7:00 pm	13	@ Peoria	7:00 pm	24	@ Rockford	7:05 pm	14	@ Chicago	3:00 pm	24	@ Rockford	7:05 pm
						14	@ Peoria	7:00 pm	14	@ Peoria	7:00 pm	25	@ Chicago	3:00 pm	15	@ Chicago	3:00 pm	25	@ Chicago	3:00 pm
						20	San Antonio	7:35 pm	20	San Antonio	7:35 pm	28	@ Milwaukee	7:00 pm	16	@ Milwaukee	7:00 pm	28	@ Milwaukee	7:00 pm
						21	@ Texas	7:00 pm	21	@ Texas	7:00 pm	28	@ San Antonio	7:00 pm	17	@ Chicago	9:00 pm	29	@ San Antonio	7:00 pm
						22	San Antonio	5:05 pm	22	San Antonio	5:05 pm	28	@ San Antonio	7:00 pm	18	@ Chicago	9:00 pm	29	Lake Erie	7:05 pm
						27	@ Oklahoma City	7:00 pm	27	@ Oklahoma City	7:00 pm	31	Hamilton	7:35 pm	19	Lake Erie	7:05 pm	31	Hamilton	7:35 pm
						28	@ San Antonio	7:00 pm	28	@ San Antonio	7:00 pm				20	Lake Erie	7:05 pm			

All times central. Dates and times subject to change.

**MINNESOTA'S MOST EXTENSIVE COVERAGE
OF HIGH SCHOOL SPORTS
ON THE AIR AND ON THE WEB!**



PREPZONE
FSNORTH

**ON THE AIR
TUESDAYS AT 10PM**

(CHECK LOCAL LISTINGS)

**GAME ANALYSIS
HIGHLIGHTS
INTERVIEWS
IN-DEPTH FEATURES**

PREPZONE
FOXSPORTSNORTH.COM

ON THE WEB

**HIGH SCHOOL HOCKEY GAMES
STREAMING LIVE!**

4 GAMES TO CHOOSE FROM

**INSTANT REPLAY • LIVE ONLINE CHAT
ALL IN BROADCAST QUALITY!
COMPLETE SCHEDULE OF GAMES
AVAILABLE ONLINE**



2011

2012

HISTORY



EVERY PLAYER
EVERY SHIFT
EVERY FAN



2010-11 MINNESOTA WILD



Front Row (L to R): Niklas Backstrom, Jose Theodore, Goaltending Coach Bob Mason, Assistant Coach Darby Hendrickson, Assistant Coach Rick Wilson, Assistant Coach Dave Barr, Head Coach Todd Richards, Owner & Governor Craig Leipold, General Manager Chuck Fletcher, Chief Financial Officer Jeff Pellegrum, Chief Operating Officer Matt Majka, Assistant General Manager Brent Flahr, Director of Hockey Administration Shep Harder, Director of Player Development Brad Bombardir, Josh Harding
Second Row (L to R): Dr. Sheldon Burns, Dr. Dan Peterson, Video Coach PJ DeLuca, Jared Spurgeon, Pierre-Marc Bouchard, Matt Cullen, Andrew Brunette, Mikko Koivu, Nick Schultz, John Madden, Cal Clutterbuck, Marek Zidlicky, Strength & Conditioning Coach Chris Pietrzak-Wegner, Head Athletic Therapist Don Fuller, Dr. Joel Boyd
Third Row (L to R): Assistant Equipment Manager Rick Bromwell, Brad Staubitz, Kyle Brodziak, Antti Miettinen, Martin Havlat, Eric Nystrom, Chuck Kobasew, Greg Zanon, Assistant Athletic Trainer John Worley, Massage Therapist Travis Green
Top Row (L to R): Head Equipment Manager Tony DaCosta, Warren Peters, Guillaume Latendresse, Cam Barker, Brent Burns, Clayton Stoner, James Sheppard, Casey Wellman, Assistant Equipment Manager Matt Benz

- Minnesota suffered a franchise record 429 man games lost due to injury in 2010-11, the fourth most in the NHL this season. Only the New York Islanders, Colorado and New Jersey had more. The team's previous high for man games lost in a season was 342 set in 2009-10.
- Three Wild players appeared in all 82 games, (Andrew Brunette, Eric Nystrom and Greg Zanon) one shy of tying the team record set in 2006-07. A total of four players appeared in every game during the 2006-07 campaign (Pierre-Marc Bouchard, Mikko Koivu, Branko Radivojevic and Nick Schultz). A total of 15 players have skated in every game for the Wild in a season. Brunette has done it a franchise record four times. Antti Laaksonen accomplished the feat three times and Wes Walz did it twice.
- The Wild used a total of 37 players this season, including five that made their NHL debut (Drew Bagnall, Matt Kassian, Carson McMillan, Marco Scandella and Jared Spurgeon). The 37 players used is the third highest total in team history (40 in 2009-10, 38 in 2000-01),
- Carson McMillan became the fourth player in team history to score a goal in his NHL debut when he scored on Jimmy Howard on his first NHL shot at 16:54 of the third period at DET (4/3).
- Minnesota went 20-18-3 on the road, establishing a franchise record for most road wins in a season. The team earned a total of 43 road points this season which tied the franchise mark set in 2007-08.
- The Wild went 19-17-5 at Xcel Energy Center. The 19 wins tied for the third fewest in team history and its 17 home losses are the most in team history. The 43 home points is the third fewest in franchise history. Minnesota claimed 42 home points in 2000-01 and 41 points at Xcel Energy Center in 2001-02.
- Minnesota won eight games in January setting a new record for wins in the month.
- Minnesota led the NHL with 36 wins (36-28-5) when getting outshot this season. The Wild outshot its opponent only 13 times during the season, the lowest total in the NHL. The next lowest total was Edmonton at 22. Minnesota ranked 30th in the NHL in shots on goal at 2,148.
- D Brent Burns established franchise records for goals (17), points (46) and time on ice (2,003:47) by a defenseman in a season. He ranked third in goals, tied for third in PPG, 12th in TOI/game and tied for 14th in scoring among NHL defensemen this season. Burns is the team's all-time leader among defensemen in goals (55), GWG (13), PPG



SEASON NOTES

- (26), assists (128) and points (183). He ranks second in games played (453) and PIM (325) among team blueliners and is the franchise leader with five OT goals.
- Ten different Wild players (Martin Havlat, Cal Clutterbuck, Andrew Brunette, Brent Burns, Mikko Koivu, Kyle Brodziak, Antti Miettinen, Pierre-Marc Bouchard, Matt Cullen and John Madden) recorded double-digit goals this season, one off the franchise record of 11 players in 2008-09. Chuck Kobasew finished one goal shy of the plateau.
- Andrew Brunette became the 261st player in NHL history to reach the 1,000-game milestone on Tuesday, Feb. 1 vs. LA. Since 1998-99, he has played in 970 games, the most of any NHL player. Brunette has missed a total of three games since the start of the 2001-02 campaign. He ranks second on the Wild's all-time roster with 119 goals, 321 points and 55 PPG, third with 489 games played and 16 GWG and fourth with 202 assists.
- Another player climbing the franchise all-time leader mark is captain Mikko Koivu. He ranks first on the Wild's all-time list in assists (221), second in multi-point games (70), shots (1,075) and SHG (8), third in points (317), tied for third in goals (96), and seventh in games played (433).
- RW Cal Clutterbuck led the NHL with 336 hits, marking the third consecutive season he has led the league in hits. He set an NHL record of 356 hits in 2008-09. Clutterbuck delivered his 1,000th career hit at STL (3/29).
- D Greg Zanon set a team record and ranked second in the NHL with 212 blocked shots. The total was the second highest in his career (237, 2008-09). He has ranked in the top eight in blocked shots in each of the past five seasons. Zanon recorded his 1,000th career blocked shot vs. STL (3/26).
- Todd Richards was relieved of his coaching duties on April 11, 2011. He posted a record of 77-71-16 in two seasons as Head Coach of the Wild.
- Minnesota continued to add depth to its prospects pool by signing University of North Dakota defenseman Chay Genoway (April 12) and forward Justin Fontaine from the national champion University of Minnesota-Duluth Bulldogs (April 19) to entry-level contracts. The Wild also signed 2010 second round draft pick Brett Bulmer to an entry-level contract on April 21.





2010-11 RECORDS & MILESTONES

NHL RECORDS & LEADERBOARD

- Brent Burns ranked second in the NHL with 2,552 shifts, third in goals among NHL defensemen and tied for third in PPG among NHL defensemen
- Cal Clutterbuck led the NHL with 336 hits, marking the third straight season he has led the league in hits
- Brad Staubitz ranked ninth in the NHL with 173 PIM and tied for 10th with 15 major penalties
- Greg Zanon ranked second in the NHL with 212 blocked shots, marking the fifth consecutive season he has ranked in the top 10 of NHL players in blocked shots

TEAM RECORDS

- Minnesota set a franchise record with 20 road wins
- Minnesota led the NHL and set a franchise record by winning 36 games in which it was outshot
- The Wild lost a record 429 man games due to injury

INDIVIDUAL RECORDS

- Niklas Backstrom extended franchise leader marks in wins (141), shutouts (22), home shutouts (15) and shutout streak (157:44)
- Andrew Brunette moved into third place in the Wild's all-time roster with 489 games played
- Brent Burns tallied 17 goals and 46 points to set a new franchise records for goals and points by a defenseman in a single season
- Mikko Koivu moved into first on the Wild's all-time roster with 221 assists, second with eight SHG and 1,075 shots, third with 317 points, tied for third with 96 goals and fourth with 34 PPG
- Nick Schultz has played 681 games with Wild – most all-time

CAREER HIGHS

- Kyle Brodziak registered career highs in goals (16), points (37) and PPG (4)
- Brent Burns posted career highs in goals (17), assists (29), points (46), PIM (98) and shots (170)
- Cal Clutterbuck tallied career highs in goals (19), assists (15), points (34), PIM (79) PPG (4), GWG (3) and shots (191)
- Matt Cullen scored a career-high four shorthanded goals
- Antti Miettinen set a career-high with eight PPG
- Brad Staubitz notched career highs in GP (71), goals (4), assists (5), points (9), PIM (173) and shots (29)
- Greg Zanon set a career-high with 48 PIM and was one of three players to appear in all 82 games (Brunette, Nystrom)

MILESTONES

- Drew Bagnall made NHL debut at EDM (4/8)
- Pierre-Marc Bouchard notched 200th NHL assist at EDM (1/18)
- Pierre-Marc Bouchard tallied 300th NHL point with an assist vs. EDM (3/31)
- Kyle Brodziak scored a goal for his 100th NHL point vs. CGY (12/20)
- Kyle Brodziak skated in 300th NHL game at NSH (1/11)
- Andrew Brunette scored 250th NHL goal at EDM (1/18)
- Andrew Brunette skated in 1,000th NHL game vs. LA (2/1)
- Andrew Brunette tallied 700th NHL point with an assist vs. STL (3/26)
- Andrew Brunette recorded 450th NHL assist vs. DAL (4/10)
- Brent Burns tallied 100th NHL assist vs. VAN (10/19)
- Cal Clutterbuck skated in 200th NHL game at CGY (1/19)
- Cal Clutterbuck delivered 1,000th career hit at STL (3/29)
- Matt Cullen recorded 300th NHL assist vs. CGY (11/5)
- Matt Cullen skated in 900th NHL game vs. PHI (11/24)
- Matt Cullen tallied 500th NHL point with an assist vs. EDM (3/31)
- Martin Havlat scored 200th NHL goal at CGY (1/19)
- Martin Havlat skated in 600th NHL game at CHI (2/16)
- Martin Havlat tallied 500th NHL point with a goal vs. DET (2/20)
- Martin Havlat recorded 300th NHL assist vs. BUF (3/6)
- Matt Kassian made NHL debut vs. CGY (11/5)
- Mikko Koivu tallied 200th NHL assist and skated in 400th NHL game vs. PHX (1/2)
- Mikko Koivu notched 300th NHL point with an assist at COL (2/3)
- John Madden skated in 800th NHL game vs. WSH (10/28)
- Carson McMillan became fourth Wild player to score a goal in his NHL debut at DET (4/3)
- Antti Miettinen skated in 400th NHL game vs. CAR (10/7)
- Antti Miettinen recorded 200th NHL point with a goal at CHI (1/25)
- Marco Scandella made NHL debut at FLA (11/12)
- Marco Scandella recorded first NHL point with an assist vs. ANA (11/17)
- Nick Schultz tallied 100th career assist vs. CBJ (3/19)
- Jared Spurgeon made NHL debut at CGY (11/29)
- Jared Spurgeon recorded first NHL point with an assist at CHI (1/25)
- Jared Spurgeon scored first NHL goal vs. EDM (2/22)
- Clayton Stoner scored first NHL goal at NJ (1/4)
- Greg Zanon blocked 1,000th career shot vs. STL (3/26)
- Marek Zidlicky skated in 500th NHL game vs. BUF (3/6)

2010-11 GAME-BY-GAME



GAME	DATE	OPPONENT	RESULT	W	L	OT	RECORD	PTS	DIVISION/CONF. RANK	WILD GOALS (BY #)	WILD GOALTENDERS	ATT.
1	10/7	CAROLINA+	3-4	L			0-1-0	0	T3rd/T4th	47.7p.8	Backstrom	12,355
2	10/8	at Carolina+	1-2	L		OT	0-1-1	1	3rd/7th	15p	Backstrom	*13,465
3	10/14	EDMONTON	4-2	W			1-1-3	3	T1st/7th	20p.9p.9p.7p	Backstrom	*18,449
4	10/16	COLUMBUS	2-3	L			1-2-3	3	T2nd/11th	8p.22	Backstrom	17,336
5	10/19	VANCOUVER	6-2	W			2-2-5	5	T3rd/10th	3p.48.22p.11.15.7p	Backstrom	16,806
6	10/21	at Edmonton	4-2	W			3-2-7	7	2nd/7th	21.21.48p.8	Backstrom	*16,839
7	10/22	at Vancouver	1-5	L			3-3-1	7	4th/10th	20	Theodore	*18,860
8	10/25	LOS ANGELES	2-3	L		SO	3-3-2	8	T2nd/19th	11.55	Backstrom	17,094
9	10/28	WASHINGTON	2-1	W			4-3-2	10	T3rd/19th	12.9p	Backstrom	17,352
10	10/30	CHICAGO	1-3	L			4-4-2	10	T3rd/11th	3	Backstrom	*18,376
11	11/2	SAN JOSE	1-0	W			5-4-2	12	T3rd/19th	15p	Backstrom	16,502
12	11/5	CALGARY	2-1	W			6-4-2	14	2nd/8th	22.24	Backstrom	17,124
13	11/6	at Columbus	3-2	W			7-4-2	16	2nd/6th	8p.8p.22	Theodore	13,457
14	11/11	at Atlanta	1-5	L			7-5-2	16	2nd/8th	20p	Backstrom	10,055
15	11/12	at Florida	1-2	L			7-6-2	16	3rd/10th	22p	Theodore	15,043
16	11/14	at Tampa Bay	4-1	W			8-6-2	18	2nd/8th	22p.11.20p.23	Backstrom	14,868
17	11/17	ANAHEIM	2-1	W		OT	9-6-2	20	3rd/10th	24.20	Backstrom	16,890
18	11/19	at Detroit	4-3	W		OT	10-6-2	22	3rd/8th	8.22.9.11	Theodore	*20,066
19	11/20	NY RANGERS	2-5	L			10-7-2	22	3rd/10th	7.5.24	Backstrom	*18,695
20	11/24	PHILADELPHIA	1-6	L			10-8-2	22	3rd/12th	19	Theodore	16,516
21	11/26	NASHVILLE	5-2	W			11-8-2	24	3rd/10th	3.15.24.55.24	Theodore	17,814
22	11/27	at Colorado	4-7	L			11-9-2	24	3rd/12th	20.7p.21.21	Backstrom	*18,007
23	11/29	at Calgary	0-3	L			11-10-2	24	3rd/12th	None	Theodore	*19,289
24	12/1	PHOENIX	2-4	L			11-11-2	24	3rd/13th	7.9	Theodore	17,101
25	12/3	CALGARY	2-3	L		SO	11-11-3	25	3rd/13th	96.24	Backstrom	17,130
26	12/4	at Dallas	3-4	L		OT	11-11-4	26	3rd/13th	20.12.24	Theodore	14,344
27	12/9	at Phoenix	3-2	W			12-11-4	28	3rd/13th	15.8.15p	Backstrom	7,749
28	12/11	at Los Angeles	3-2	W		OT	13-11-4	30	3rd/13th	9s.22.8p	Theodore	*18,118
29	12/12	at Anaheim	2-6	L			13-12-4	30	3rd/13th	8.3p	Backstrom	14,338
30	12/16	OTTAWA	1-3	L			13-13-4	30	4th/14th	21	Theodore	17,366
31	12/18	at Calgary	3-1	W			14-13-4	32	3rd/13th	20p.9.12	Backstrom	*19,289
32	12/20	CALGARY	4-1	W			15-13-4	34	3rd/13th	21.24p.11p.22	Backstrom	*18,315
33	12/23	at Colorado	3-1	W			16-13-4	36	3rd/13th	7.7.15p	Theodore	16,323
34	12/26	DETROIT	1-4	L			16-14-4	36	3rd/13th	8p	Backstrom	*19,227
35	12/27	at Columbus	3-4	L		SO	16-14-5	37	3rd/13th	12.9.22	Theodore	14,454
36	12/29	SAN JOSE	5-3	W			17-14-5	39	3rd/12th	21p.9.12.8.21	Backstrom	*19,131
37	12/31	NASHVILLE	1-4	L			17-15-5	39	3rd/13th	12	Backstrom	*18,285
38	1/2	PHOENIX	6-5	W		OT	18-15-5	41	3rd/13th	15.15p.55.8.96.25	Theodore	17,240
39	1/4	at New Jersey	2-1	W			19-15-5	43	3rd/12th	22.4	Theodore	13,257
40	1/6	at Boston	3-1	W			20-15-5	45	3rd/10th	24p.22.9	Theodore	*17,565
41	1/8	at Pittsburgh	4-0	W			21-15-5	47	3rd/7th	12.24.22.21	Theodore	*18,263
42	1/9	DALLAS	0-4	L			21-16-5	47	3rd/8th	None	Theodore	*18,082
43	1/11	at Nashville	1-5	L			21-17-5	47	3rd/9th	9	THEODORE/Khudobin	15,311
44	1/14	COLORADO	1-4	L			21-18-5	47	3rd/10th	15	Khudobin	*18,218
45	1/16	VANCOUVER	4-0	W			22-18-5	49	3rd/9th	15p.24.7s.11	Khudobin	*18,458
46	1/18	at Edmonton	4-1	W			23-18-5	51	3rd/9th	7.8.96.15p	Khudobin	*16,839
47	1/19	at Calgary	6-0	W			24-18-5	53	3rd/9th	24.9p.11.22.12.24	Backstrom	*19,289
48	1/22	at San Jose	3-4	L			24-19-5	53	3rd/10th	9p.9p.8	Backstrom	*17,562
49	1/25	at Chicago	4-2	W			25-19-5	55	3rd/9th	24.12.20.96	Backstrom	*21,247
50	2/1	LOS ANGELES	1-0	W		SO	26-19-5	57	2nd/9th	None	Backstrom	17,504
51	2/3	at Colorado	4-3	W			27-19-5	59	2nd/7th	21.15.15.96	Theodore	13,818
52	2/5	at Phoenix	0-1	L			27-20-5	59	T2nd/7th	None	Backstrom	14,587
53	2/9	COLORADO	3-2	W			28-20-5	61	3rd/9th	20p.24.11	Backstrom	*18,194
54	2/11	at St. Louis	5-4	W		SO	29-20-5	63	3rd/9th	15.22.22.24	Theodore	*19,150
55	2/12	ST. LOUIS	3-1	W			30-20-5	65	2nd/8th	22.20p.21	Backstrom	*19,322
56	2/15	VANCOUVER	1-4	L			30-21-5	65	3rd/9th	22p	Backstrom	*18,106
57	2/16	at Chicago	1-3	L			30-22-5	65	3rd/10th	7p	Theodore	*21,535
58	2/18	ANAHEIM	5-1	W			31-22-5	67	3rd/10th	9.7s.23p.21.24p	Backstrom	*18,967
59	2/20	DETROIT	1-2	L		SO	31-22-6	68	3rd/7th	24	Backstrom	*18,912
60	2/22	EDMONTON	4-1	W			32-22-6	70	T2nd/15th	24.21.46p.96	Backstrom	17,321
61	2/24	at Los Angeles	2-4	L			32-23-6	70	T2nd/16th	23.8p	Backstrom	*18,118
62	2/25	at Anaheim	3-2	W		OT	33-23-6	72	2nd/5th	11.4.96	Theodore	13,617
63	2/28	CHICAGO	2-4	L			33-24-6	72	3rd/8th	24.8	Backstrom	*19,155
64	3/2	at NY Islanders	1-4	L			33-25-6	72	3rd/11th	11	Backstrom	7,098
65	3/3	at NY Rangers	3-1	W			34-25-6	74	3rd/9th	21p.17.96	Theodore	*18,200
66	3/6	BUFFALO	2-3	L		OT	34-25-7	75	3rd/9th	43.3p	Theodore	*18,091
67	3/8	COLORADO	5-2	W			35-25-7	77	3rd/8th	24.15p.11.46.21s	Backstrom	*18,441
68	3/10	at Nashville	0-4	L			35-26-7	77	3rd/10th	None	Backstrom	15,343
69	3/11	at Dallas	0-4	L			35-27-7	77	3rd/11th	None	Theodore	14,545
70	3/14	at Vancouver	2-4	L			35-28-7	77	3rd/11th	15.9	Backstrom	*18,860
71	3/17	at San Jose	2-3	L			35-29-7	77	3rd/11th	11s.21	Backstrom	*17,562
72	3/19	COLUMBUS	4-5	L		OT	35-29-8	78	3rd/11th	16.22.20.96	Backstrom	*18,305
73	3/20	MONTREAL	1-8	L			35-30-8	78	3rd/11th	9ps	THEODORE/Backstrom	*18,595
74	3/22	TORONTO	0-3	L			35-31-8	78	3rd/11th	None	Backstrom	*18,761
75	3/25	ST. LOUIS	3-6	L			35-32-8	78	3rd/11th	3.20p.20	Backstrom	*18,112
76	3/29	at St. Louis	3-2	W		SO	36-32-8	80	3rd/11th	23.96	Theodore	*19,150
77	3/31	EDMONTON	4-2	W			37-32-8	82	3rd/11th	20p.3.16.24	Backstrom	*18,120
78	4/2	TAMPA BAY	1-3	L			37-33-8	82	3rd/11th	96	Backstrom	*18,591
79	4/3	at Detroit	2-4	L			37-34-8	82	3rd/11th	16.45	Theodore	*20,066
80	4/7	at Vancouver	0-5	L			37-35-8	82	3rd/12th	None	BACKSTROM/Theodore	*18,860
81	4/8	at Edmonton	3-1	W			38-35-8	84	3rd/12th	8p.46.15	Theodore	*16,839
82	4/10	DALLAS	5-3	W			39-35-8	86	3rd/12th	16.46.18.20.96	Backstrom	*18,504

+ at Helsinki, ALL CAPS indicates decision, * indicates sell out, p-power play goal, s-short-handed goal, ps-penalty shot



2010-11 FINAL STATISTICS

#	POS	PLAYER	GP	TOI/G	G	A	PTS	+/-	PIM	PP	SH	GW	SOG	SH%
24	RW	Martin Havlat	78	18:21	22	40	62	-10	52	3	0	4	229	9.6
9	C	Mikko Koivu	71	19:29	17	45	62	4	50	7	1	3	191	8.9
15	LW	Andrew Brunette	82	16:47	18	28	46	-7	16	8	0	3	117	15.4
8	D	Brent Burns	80	25:02	17	29	46	-10	98	8	0	3	170	10.0
7	C	Matt Cullen	78	18:01	12	27	39	-14	34	5	4	2	150	8.0
96	C	Pierre-Marc Bouchard	59	15:42	12	26	38	-3	14	0	0	2	98	12.2
21	C	Kyle Brodziak	80	15:46	16	21	37	-4	56	2	1	1	126	12.7
20	RW	Antti Miettinen	73	17:01	16	19	35	-3	38	8	0	4	168	9.5
22	RW	Cal Clutterbuck	76	15:50	19	15	34	-5	79	4	0	3	191	9.9
11	C	John Madden	76	15:20	12	13	25	-9	10	1	1	4	107	11.2
3	D	Marek Zidlicky	46	21:46	7	17	24	-6	30	3	0	0	53	13.2
55	D	Nick Schultz	74	20:13	3	14	17	-4	38	0	0	0	46	6.5
12	RW	Chuck Kobasew	63	11:50	9	7	16	-6	19	0	0	1	74	12.2
23	LW	Eric Nystrom	82	13:18	4	8	12	-16	30	1	0	0	83	4.8
46	D	Jared Spurgeon	53	15:04	4	8	12	-1	2	2	0	1	38	10.5
16	RW	Brad Staubitz	71	6:30	4	5	9	-5	173	0	0	1	29	13.8
4	D	Clayton Stoner	57	16:51	2	7	9	5	96	0	0	1	40	5.0
19	C	Patrick O'Sullivan	21	13:46	1	6	7	-1	2	0	0	0	37	2.7
5	D	Greg Zanon	82	21:32	0	7	7	-5	48	0	0	0	55	0
48	LW	Guillaume Latendresse	11	12:42	3	3	6	2	8	1	0	1	18	16.7
25	D	Cam Barker	52	16:24	1	4	5	-10	34	0	0	1	44	2.3
41	D	Justin Falk	22	14:09	0	3	3	-4	6	0	0	0	7	0
45	RW	Carson McMillan	4	9:20	1	1	2	1	0	0	0	0	5	20.0
17	C	Casey Wellman	15	10:38	1	1	2	-1	4	0	0	1	20	5.0
6	D	Marco Scandella	20	14:58	0	2	2	-9	2	0	0	0	13	0
18	LW	Colton Gillies	7	10:22	1	0	1	-2	2	0	0	0	3	33.3
43	C	Warren Peters	11	8:42	1	0	1	-2	4	0	0	0	11	9.1
34	D	Maxim Noreau	5	14:17	0	0	0	-1	0	0	0	0	8	0
27	C	Cody Almond	8	7:01	0	0	0	0	2	0	0	0	3	0
28	LW	Matt Kassian	4	5:29	0	0	0	-1	12	0	0	0	1	0
38	LW	Robbie Earl	6	8:45	0	0	0	-3	0	0	0	0	6	0
42	D	Drew Bagnall	2	13:00	0	0	0	-2	4	0	0	0	1	0
29	RW	Jed Ortmeyer	4	9:23	0	0	0	-1	2	0	0	0	5	0
39	D	Nate Prosser	2	14:48	0	0	0	0	0	0	0	0	1	0
#	GOALTENDER	GP	W	L	OT	SA	GA	GAA	SV	SV%	SO	A	PIM	MIN
32	Niklas Backstrom	51	22	23	5	1566	132	2.66	1434	0.916	3	1	2	2977:33
60	Jose Theodore	32	15	11	3	963	81	2.71	882	0.916	1	0	2	1792:54
35	Anton Khudobin	4	2	1	0	86	5	1.59	81	0.942	1	0	0	188:44



2010-11 HOME-ROAD SPLITS

#	PLAYER	HOME						AWAY					
		GP	G	A	PTS	+/-	PIM	GP	G	A	PTS	+/-	PIM
27	Cody Almond	3	0	0	0	1	2	5	0	0	0	-1	0
42	Drew Bagnall	1	0	0	0	-1	2	1	0	0	0	-1	2
25	Cam Barker	26	1	1	2	-8	17	26	0	3	3	-2	17
96	Pierre-Marc Bouchard	28	6	11	17	-6	8	31	6	15	21	3	6
21	Kyle Brodziak	41	8	13	21	-4	16	39	8	8	16	0	40
15	Andrew Brunette	41	8	16	24	-3	8	41	10	12	22	-4	8
8	Brent Burns	40	6	17	23	0	38	40	11	12	23	-10	60
22	Cal Clutterbuck	38	7	8	15	-4	24	38	12	7	19	-1	55
7	Matt Cullen	40	7	15	22	-7	22	38	5	12	17	-7	12
38	Robbie Earl	3	0	0	0	-1	0	3	0	0	0	-2	0
41	Justin Falk	12	0	2	2	1	4	10	0	1	1	-5	2
18	Colton Gillies	4	1	0	1	1	2	3	0	0	0	-3	0
24	Martin Havlat	40	15	18	33	-12	28	38	7	22	29	2	24
28	Matt Kassian	2	0	0	0	0	7	2	0	0	0	-1	5
12	Chuck Kobasew	33	3	4	7	0	9	30	6	3	9	-6	10
9	Mikko Koivu	36	7	19	26	-1	28	35	10	26	36	5	22
48	Guillaume Latendresse	6	2	1	3	1	4	5	1	2	3	1	4
11	John Madden	40	6	9	15	-6	6	36	6	4	10	-3	4
45	Carson McMillan	1	0	1	1	1	0	3	1	0	1	0	0
20	Antti Miettinen	36	9	10	19	-1	22	37	7	9	16	-2	16
34	Maxim Noreau	2	0	0	0	-1	0	3	0	0	0	0	0
23	Eric Nystrom	41	1	3	4	-11	12	41	3	5	8	-5	18
29	Jed Ortmeyer	-	-	-	-	-	-	4	0	0	0	-1	2
19	Patrick O'Sullivan	10	1	3	4	-1	0	11	0	3	3	0	2
43	Warren Peters	3	1	0	1	0	0	8	0	0	0	-2	4
39	Nate Prosser	2	0	0	0	0	0	-	-	-	-	-	-
6	Marco Scandella	9	0	2	2	-6	0	11	0	0	0	-3	2
55	Nick Schultz	37	3	8	11	3	10	37	0	6	6	-7	28
46	Jared Spurgeon	26	3	5	8	-9	0	27	1	3	4	8	2
16	Brad Staubitz	36	3	1	4	2	78	35	1	4	5	-7	95
4	Clayton Stoner	28	0	4	4	-3	42	29	2	3	5	8	54
17	Casey Wellman	7	0	0	0	-1	2	8	1	1	2	0	2
5	Greg Zanon	41	0	4	4	-3	28	41	0	3	3	-2	20
3	Marek Zidlicky	25	6	9	15	-2	20	21	1	8	9	-4	10
6	Greg Zanon	41	0	11	11	-1	10	40	2	2	4	-9	26
3	Marek Zidlicky	40	4	24	28	3	34	38	2	13	15	-19	33
#	GOALTENDER	HOME					AWAY						
		GP	W-L-OT	GAA	SV%	SO	GP	W-L-T	GAA	SV%	SO		
32	Niklas Backstrom	32	15-12-4	2.45	0.915	2	19	7-11-1	3.03	0.916	1		
35	Anton Khudobin	2	1-1-0	1.51	0.939	1	2	1-0-0	1.71	0.946	0		
60	Jose Theodore	8	3-4-1	3.63	0.890	0	24	12-7-2	2.41	0.925	1		



2010-11 STAT BREAKDOWN

Overall Record	39-35-8
Home Record	19-17-5
Away Record	20-18-3

Scoring first	31-4-4
Opponent scoring first	8-31-4

Leading after one period	23-3-3
Trailing after one period	4-21-2
Tied after one period	12-11-3

Leading after two periods	25-0-1
Trailing after two periods	1-31-1
Tied after two periods	13-4-6

Outshooting opponent	3-7-3
----------------------	-------

Outshot by opponent	36-28-5
Even shots	0-0-0
Overtime Record – 2010-11 Season	8-8
Overtime Record – Franchise	71-69-55

vs. EASTERN CONFERENCE	6-10-2
vs. Atlantic	3-3-0
vs. Northeast	1-3-1
vs. Southeast	2-4-1

vs. WESTERN CONFERENCE	33-25-6
vs. Northwest	16-7-1
vs. Central	7-10-3
vs. Pacific	10-8-2

GOALS BY PERIOD

PER.	WILD	OPP.
1	66	67
2	58	81
3	74	77
OT	5	3
Total	203	228
Avg.	2.5	2.8

SHOTS BY PERIOD

PER.	WILD	OPP.
1	717	812
2	713	940
3	672	835
OT	46	38
Total	2148	2625
Avg.	26.2	32

WHEN SCORING...

GOALS	WILD	OPP.
0	0-7-0	5-0-0
1	2-15-2	15-1-0
2	4-9-3	13-1-2
3	12-3-2	4-7-4
4	12-1-1	1-16-1
5	6-0-0	1-5-1
6+	3-0-0	0-5-0

GOAL SITUATION

	WILD	OPP.
5 on 5	130	153
5 on 4	47	4
5 on 3	2	0
4 on 4	6	7
4 on 3	3	0
3 on 3	0	0
3 on 4	0	1
3 on 5	0	5
4 on 5	6	47
Empty Net	8	10
Pen. Shot	1	1
TOTAL	203	228

PENALTIES

	PIM	PIM/G
Home	449	10.95
Away	534	13.02
TOTAL	983	11.98

2010-11 10-GAME COMPARISONS

Game	Record	GF-GA	POWER PLAY	PENALTY KILL	SF-SA
1-10	4-4-2	26-27	13-43 (30.2%)	45-53 (84.9%)	256-305
11-20	6-4-0	21-26	7-36 (19.4%)	30-35 (85.7%)	235-336
21-30	3-5-2	25-36	4-32 (12.5%)	31-43 (72.1%)	275-328
31-40	7-2-1	31-25	8-33 (24.2%)	23-27 (85.2%)	256-316
41-50	6-4-0	28-20	5-33 (15.2%)	26-30 (86.7%)	269-303
51-60	6-3-1	27-22	7-33 (21.2%)	33-37 (89.2%)	268-310
61-70	3-6-1	20-32	4-33 (12.1%)	28-34 (82.4%)	256-341
71-80	2-7-1	20-41	3-36 (8.3%)	34-42 (81.0%)	170-328
81-82	2-0-0	8-4	2-9 (22.2%)	6-8 (75.0%)	50-58

MARGIN OF VICTORY

GOALS	TOTAL	HOME	AWAY
1G	16-6-8	7-2-5	9-4-3
2G	12-9	5-5	7-4
3G	6-10	4-7	2-3
4G+	5-10	3-3	2-7

POWER PLAY

	G	ATT	PCT	NHL RANK
Home	30	152	19.7	12th
Away	23	140	16.4	T-14th
OVERALL	53	292	18.2	13th

7 SHORT HANDED GOALS ALLOWED (T-17th in NHL)

PENALTY KILL

	GA	ATT	PCT	NHL RANK
Home	26	154	83.1	14th
Away	27	154	82.5	T-13th
OVERALL	53	308	82.8	14th

7 SHORT HANDED GOALS SCORED (T-9th in NHL)



2010-11 STAT BREAKDOWN

GAMES PLAYED	Brunette/Nystrom/Zanon	82
POINTS	Havlat/Koivu	71
GOALS	Martin Havlat	22
ASSISTS	Mikko Koivu	45
POWER-PLAY GOALS	Brunette/Burns/Miettinen	8
SHORTHANDED GOALS	Matt Cullen	4
GAME-WINNING GOALS	Havlat/Madden/Miettinen	4
EVEN-STRENGTH GOALS	Martin Havlat	19
SHOOTOUT GOALS	Pierre-Marc Bouchard	4
3+ GOAL GAMES	None	
PENALTY MINUTES	Brad Staubitz	173
SHOTS ON GOAL	Martin Havlat	229
PLUS/MINUS	Clayton Stoner	5

TIME ON ICE	Brent Burns	2,003:47
AVG. TIME ON ICE	Brent Burns	25:02
FACEOFF WIN %	Matt Cullen	56.1
GAMES (GOALIE)	Niklas Backstrom	51
MINUTES (GOALIE)	Niklas Backstrom	2,977:33
WINS	Niklas Backstrom	22
LOSSES	Niklas Backstrom	23
WINNING PERCENTAGE	Jose Theodore	.569
OVERTIME LOSSES	Niklas Backstrom	5
GOALS-AGAINST AVG.	Niklas Backstrom	2.66
SAVE PERCENTAGE	Backstrom/Theodore	.916
SHUTOUTS	Niklas Backstrom	3
GOALS ALLOWED	Niklas Backstrom	132

POWER-PLAY SCORING

PLAYER	G	A	PTS	PP/TOI
Mikko Koivu	7	15	22	3:13
Matt Cullen	5	16	21	3:07
Andrew Brunette	8	10	18	3:06
Brent Burns	8	6	14	3:04
Antti Miettinen	8	6	14	2:47
Martin Havlat	3	11	14	2:52
Pierre-Marc Bouchard	0	10	10	2:44
Marek Zidlicky	3	6	9	3:17
Jared Spurgeon	2	4	6	1:28
Cal Clutterbuck	4	1	5	2:05
Kyle Brodziak	2	2	4	1:16
John Madden	1	1	2	0:19
Guillaume Latendresse	1	1	2	1:42
Cam Barker	0	2	2	1:22
Eric Nystrom	1	0	1	0:16
Nick Schultz	0	1	1	0:17
Greg Zanon	0	1	1	0:07

SHORT-HANDED SCORING

PLAYER	G	A	PTS	SH/TOI
Matt Cullen	4	0	4	2:00
Kyle Brodziak	1	3	4	1:42
John Madden	1	0	1	2:27
Mikko Koivu	1	0	1	1:49
Nick Schultz	0	1	1	2:43
Greg Zanon	0	1	1	3:02
Brent Burns	0	1	1	2:42
Cal Clutterbuck	0	1	1	1:26

MULTI-POINT GAMES

PLAYER	2PT	3PT	4PT	TOTAL	RECORD
Martin Havlat	10	4	14	10-3-1	
Mikko Koivu	9	4	1	14	9-4-1
Andrew Brunette	7	2	9	7-2-0	
Matt Cullen	7	1	8	6-2-0	
Brent Burns	6	2	8	6-2-0	
Kyle Brodziak	6	2	8	7-1-0	
Pierre-Marc Bouchard	5	2	7	7-0-0	
Antti Miettinen	5	1	6	4-2-0	
Cal Clutterbuck	4	1	4	4-0-0	
Marek Zidlicky	1	2	3	2-0-1	
Chuck Kobasew	3	3	3	2-0-1	
John Madden	3	3	3	2-0-1	
Guillaume Latendresse	2	2	2	2-0-0	
Nick Schultz	1	1	1	1-0-0	
Eric Nystrom	1	1	1	1-0-0	
Jared Spurgeon	1	1	1	1-0-0	
Clayton Stoner	1	1	1	1-0-0	
Brad Staubitz	1	1	1	0-1-0	



2010-11 INJURY REPORT

PLAYER	INJURY	DATE OF INJURY	GAMES OUT	RETURN
Pierre-Marc Bouchard	Concussion	10/6/09	23	IR, Returned 12/1
James Sheppard	Knee	9/4	82	Out for season
Josh Harding	Knee	9/24	82	IR, Out for season
Marek Zidlicky	Groin	10/4	2	10/14
Cam Barker	Groin	10/22	4	11/2
Guillaume Latendresse	Lower Body	10/25	58	Placed on IR 11/3, Returned 3/8
Antti Miettinen	Concussion	10/25	5	11/11
Chuck Kobasew	Groin	11/2	14	Placed on IR 11/16, Off IR 12/3, Returned 12/4
Marek Zidlicky	Lower Body	11/5	3	11/14
Marek Zidlicky	Lower Body	11/24	1	11/26
Clayton Stoner	Upper Body	11/26	5	Available 12/9 but did not dress
Matt Cullen	Lower Body	12/9	3	12/18
John Madden	Upper Body	12/9	2	12/16
Nick Schultz	Head	12/18	3	12/27
Marek Zidlicky	Upper Body	12/29	21	Placed on IR 1/2, Returned 2/18
Cal Clutterbuck	Lower Body	12/29	1	1/2
Marco Scandella	Illness	1/2	2	1/6
Antti Miettinen	Leg/Flu	1/2	4	1/11
Niklas Backstrom	Lower Body	1/6	4	Placed on IR 1/13 retroactive to 1/7, Returned 1/16
Jose Theodore	Lower Body	1/11	4	1/22
Marco Scandella	Concussion	1/14	14	Reassigned to Houston 2/20
Matt Cullen	Upper Body	2/3	1	2/9
Jared Spurgeon	Illness	2/4	1	2/9
Mikko Koivu	Finger	2/18	11	IR, 3/14
Cam Barker	Upper Body	2/22	5	Available 3/6 but did not dress
Kyle Brodziak	Illness	2/23	2	2/28
Cody Almond	Lower Body	2/24	1	Reassigned to Houston 2/28
Chuck Kobasew	Illness	3/1	2	3/6
Cal Clutterbuck	Upper Body	3/3	4	3/14
Clayton Stoner	Lower Body	3/6	3	3/14
Cam Barker	Upper Body	3/8	15	Out for season
Guillaume Latendresse	Lower Body	3/11	13	Out for season
Marek Zidlicky	Lower Body	3/14	4	3/26
Marco Scandella	Finger	3/19	10	Out for season
Chuck Kobasew	Leg	3/26	1	3/31
Marek Zidlicky	Lower Body	3/31	5	Out for season
Nick Schultz	Post-Concussion	3/31	5	Out for season
John Madden	Lower Body	4/2	4	Out for season
Martin Havlat	Upper Body	4/2	4	Out for season
Cal Clutterbuck	Illness	4/6	1	4/8

TOTAL MAN GAMES LOST: 429*

*FRANCHISE RECORD



2010-11 TRANSACTIONS

AUGUST

7 Acquired San Jose Sharks 2013 third-round draft pick in exchange for C James Sheppard.

JULY

15 Re-signed D Justin Falk, F Jarod Palmer, D Jeff Penner and F Casey Wellman to one-year, two-way contracts.

12 Signed D Jonas Brodin to a three-year entry-level contract. Named Kirk Olson Strength and Conditioning Coach.

9 Signed D Mike Lundin to a one-year contract.

6 Signed LW Colton Gillies to a two-year contract.

5 Signed C Darroll Powe to a three-year contract. Signed C Jeff Taffe to a one-year contract.

5 Named John Torchetti Head Coach of the Houston Aeros.

3 Acquired RW Dany Heatley from the San Jose Sharks in exchange for RW Martin Havlat.

1 Re-signed D Drew Bagnall to a two-year contract, G Josh Harding to a one-year contract, RW Jed Ortmeyer to a one-year contract. Signed D Kyle Medvec to a two-year entry-level contract.

JUNE

30 Named Darby Hendrickson, Darryl Sydor and Rick Wilson Assistant Coaches and Bob Mason Goaltending Coach.

30 Placed D Cam Barker on waivers for the purpose of giving him his unconditional release.

26 Acquired C Darroll Powe from the Philadelphia Flyers in exchange for a 2013 third-round draft pick.

25 Selected LW Mario Lucia (60th overall), D Nick Seeler (131st overall), G Stephen Michalek (161st overall), and C Tyler Graovac (191th overall). Minnesota acquired the 60th pick from Vancouver in exchange for its third-round pick (71st overall) and its fourth-round pick (101st overall).

24 Acquired RW Devin Setoguchi, C/RW Charlie Coyle and the 28th overall pick (C Zack Phillips) in the 2011 NHL Entry Draft from the San Jose Sharks in exchange for D Brent Burns and the Wild's second-round pick in the 2012 NHL Entry Draft.

24 Selected D Jonas Brodin with the 10th overall pick in the 2011 NHL Entry Draft.

20 Signed D Nate Prosser to a one-year contract.

17 Named Mike Yeo Head Coach.

16 Acquired C David McIntyre from New Jersey Devils in exchange for D Maxim Noreau.

MAY

27 Signed LW Kris Foucault to an entry-level contract.

26 Signed G Darcy Kuemper to an entry-level contract.

24 Signed LW Johan Larsson to an entry-level contract.

APRIL

21 Signed LW Brett Bulmer to a three-year, entry-level contract.

19 Signed F Justin Fontaine to a two-year, entry-level contract.

12 Signed D Chay Genoway to an entry-level contract.

11 Relieved Head Coach Todd Richards of his coaching duties.

11 Reassigned D Drew Bagnall, LW Colton Gillies, C Casron McMillan, D Maxim Noreau, D Marco Scandella, D Jared Spurgeon to Houston (AHL).

9 Reassigned RW Jed Ortmeyer to Houston (AHL).

8 Recalled D Drew Bagnall, reassigned D Justin Falk to Houston (AHL).

7 Recalled RW Carson McMillan, RW Jed Ortmeyer from Houston (AHL).

4 Reassigned RW Carson McMillan to Houston (AHL).

2 Recalled LW Colton Gillies, RW Carson McMillan from Houston (AHL).

1 Recalled D Justin Falk, D Maxim Noreau from Houston (AHL).

MARCH

31 Reassigned C Casey Wellman to Houston (AHL).

29 Recalled C Casey Wellman from Houston (AHL).

26 Reassigned D Nate Prosser to Houston (AHL).

25 Reassigned C Warren Peters to Houston (AHL).

19 Recalled D Nate Prosser from Houston (AHL).

15 Recalled D Marco Scandella from Houston (AHL).

14 Reassigned D Marco Scandella to Houston (AHL).

11 Signed G Dennis Endras to a 2011-12, two-way contract.

10 Reassigned C Casey Wellman to Houston (AHL).

9 Recalled D Marco Scandella, C Casey Wellman from Houston (AHL).

8 Reassigned C Casey Wellman to Houston (AHL).

3 Reassigned RW Jed Ortmeyer to Houston (AHL).

3 Recalled C Casey Wellman from Houston (AHL).

1 Recalled RW Jed Ortmeyer from Houston (AHL).

FEBRUARY

28 Recalled C Warren Peters, reassigned C Cody Almond to Houston (AHL).

26 Reassigned RW Jed Ortmeyer, C Warren Peters to Houston (AHL).

25 Recalled C Warren Peters, reassigned D Nate Prosser to Houston (AHL).

24 Placed C Mikko Koivu on Injured Reserve.

23 Recalled RW Jed Ortmeyer, D Nate Prosser from Houston (AHL).

20 Reassigned D Marco Scandella to Houston (AHL).

19 Recalled C Cody Almond from Houston (AHL).

6 Reassigned C Cody Almond, D Justin Falk to Houston (AHL).

5 Recalled C Cody Almond, D Justin Falk from Houston (AHL).

JANUARY

25 Reassigned C Cody Almond to Houston (AHL).

20 Reassigned G Anton Khudobin to Houston (AHL).

17 Recalled C Cody Almond from Houston (AHL).

15 Reassigned G Matt Hackett to Houston (AHL).

14 Assigned LW Patrick O'Sullivan to Houston (AHL).

14 Recalled G Matt Hackett, D Jared Spurgeon from Houston (AHL).

13 Placed LW Patrick O'Sullivan on waivers.

10 Reassigned D Jared Spurgeon to Houston (AHL).

8 Recalled G Anton Khudobin from Houston (AHL).

5 Signed RW Jed Ortmeyer and assigned him to Houston (AHL).

DECEMBER

30 Recalled D Jared Spurgeon from Houston (AHL).

28 Reassigned D Jared Spurgeon to Houston (AHL).

28 Recalled D Marco Scandella from Houston (AHL).

13 Reassigned C Warren Peters to Houston (AHL).

11 Recalled C Warren Peters from Houston (AHL).

6 Reassigned D Justin Falk to Houston (AHL).

NOVEMBER

30 Reassigned LW Matt Kassian to Houston (AHL).

29 Recalled LW Matt Kassian, reassigned LW Robbie Earl to Houston (AHL).

28 Recalled D Jared Spurgeon from Houston (AHL).

26 Reassigned LW Matt Kassian to Houston (AHL).

24 Recalled D Justin Falk, LW Matt Kassian from Houston (AHL).

23 Claimed LW Patrick O'Sullivan off of waivers, reassigned C Casey Wellman to Houston (AHL).

18 Reassigned D Justin Falk to Houston (AHL).

13 Recalled LW Robbie Earl, reassigned C Cody Almond to Houston (AHL).

12 Recalled D Marco Scandella from Houston (AHL).

10 Recalled C Cody Almond from Houston (AHL).

7 Reassigned C Cody Almond, LW Matt Kassian to Houston (AHL).

4 Recalled C Cody Almond from Houston (AHL).

3 Recalled LW Matt Kassian from Houston (AHL).

3 Reassigned LW Colton Gillies to Houston (AHL).

OCTOBER

28 Recalled C Casey Wellman from Houston (AHL).

19 Recalled LW Colton Gillies from Houston (AHL).

9 Reassigned D Drew Bagnall, LW Matt Kassian, G Anton Khudobin and C Casey Wellman to Houston (AHL) and reassigned G Dennis Endras to the Augsburg Panthers in the German League.

6 Reassigned D Drew Bagnall and LW Matt Kassian to Houston (AHL). Placed RW Pierre-Marc Bouchard and G Josh Harding on Injured Reserve. Designated C James Sheppard as an injured non-roster player.

2 Signed free agent G Jose Theodore to one-year contract.



2009-10 MINNESOTA WILD



#	POS	PLAYER	GP	TOI/G	G	A	PTS	+/-	PIM	PP	SH	GW	SOG	SH%
9	C	MIKKO KOIVU	80	20:44	22	49	71	-2	50	8	1	2	246	8.9
15	L	ANDREW BRUNETTE	82	17:01	25	36	61	-5	12	12	0	3	129	19.4
14	R	MARTIN HAVLAT	73	17:55	18	36	54	-19	34	4	0	3	169	10.7
3	D	MAREK ZIDLICKY	78	24:10	6	37	43	-16	67	4	0	3	116	5.2
20	R	ANTTI MIETTINEN	79	18:02	20	22	42	-2	44	5	0	4	175	11.4
48	L	GUILLAUME LATENDRESSE	55	16:27	25	12	37	1	12	7	0	4	133	18.8
25	C	ERIC BELANGER	60	15:45	13	22	35	-1	28	3	0	3	120	10.8
11	R	OWEN NOLAN	73	16:35	16	17	33	-12	40	4	1	3	151	10.6
21	C	KYLE BRODZIAK	82	15:19	9	23	32	-3	22	0	0	3	140	6.4
22	R	CAL CLUTTERBUCK	74	14:16	13	8	21	-8	52	1	2	1	136	9.6
8	D	BRENT BURNS	47	22:22	3	17	20	-15	32	2	0	0	104	2.9
55	D	NICK SCHULTZ	80	20:58	1	19	20	-8	43	1	0	0	83	1.2
6	D	GREG ZANON	81	22:22	2	13	15	-10	36	0	0	0	59	3.4
12	R	CHUCK KOBASEW	42	13:50	9	5	14	-9	16	2	0	2	58	15.5
16	C	ANDREW EBBETT	49	13:05	8	6	14	-8	6	2	0	2	57	14
5	D	KIM JOHANSSON	52	23:46	6	8	14	3	26	3	0	0	84	7.1
34	D	SHANE HNIIDY	70	13:32	2	12	14	-6	66	0	0	0	49	4.1
45	D	CAM BARKER	19	22:01	1	6	7	-2	10	1	0	0	31	3.2
38	L	ROBBIE EARL	32	8:56	6	0	6	1	6	0	0	0	29	20.7
51	C	JAMES SHEPPARD	64	11:59	2	4	6	-14	38	0	0	0	64	3.1
67	L	BENOIT PULLIOT	14	11:56	2	2	4	0	12	0	0	0	19	10.5
12	C	CASEY WELLMAN	12	12:03	1	3	4	-2	0	0	0	0	18	5.6
24	L	DEREK BOOGAARD	57	6:09	0	4	4	-12	105	0	0	0	26	0
17	R	PETR SYKORA	14	11:59	2	1	3	-7	8	0	0	0	13	15.4
36	D	JOHN SCOTT	51	8:36	1	1	2	-3	90	0	0	0	22	4.5
7	D	CLAYTON STONER	8	13:18	0	2	2	1	12	0	0	0	5	0
23	C	CODY ALMOND	7	7:45	1	0	1	-3	9	0	0	0	6	16.7
39	D	NATE PROSSER	3	19:36	0	1	1	2	8	0	0	0	4	0
26	D	JAIME SIFERS	14	12:59	0	0	0	1	6	0	0	0	9	0
29	R	PETR KALUS	2	7:44	0	0	0	0	0	0	0	0	0	0
#	GOALTENDER	GP	W	L	OT	SA	GA	GAA	SV	SV%	SO	A	PIM	MIN
32	NIKLAS BACKSTROM	60	26	23	8	1,632	158	2.72	1,474	.903	2	1	4	3,489
37	JOSH HARDING	25	9	12	0	692	66	3.05	626	.905	1	1	4	1,300
31	WADE DUBIELEWICZ	3	1	1	0	34	5	2.97	29	.853	0	0	0	101
35	ANTON KHUOBIN	2	2	0	0	48	1	0.87	47	.979	0	0	0	69



2009-10 GAME-BY-GAME

GAME	DATE	OPPONENT	RESULT	W	L	OT	RECORD	PTS	DIVISION/CONF. RANK	WILD GOALS (BY #)	WILD GOALTENDERS	ATT.
1	10/3	@Columbus	1-2	L			0-1-0	0	t-3rd/t-11	15p		18,159
2	10/6	ANAHEIM	4-3	W		OT	1-1-0	2	t-3rd/t-7th	9p, 17, 25p, 15p	Backstrom	*18,256
3	10/8	@Los Angeles	3-6	L			1-2-0	2	4th/t-13th	14p, 55p, 5	Harding	14,995
4	10/10	@San Jose	2-4	L			1-3-0	2	t-4th/t-14th	15, 11p	Backstrom	17,562
5	10/14	@Anaheim	2-3	L			1-4-0	2	5th/15th	25, 15	Backstrom	15,111
6	10/16	@Edmonton	2-5	L			1-5-0	2	5th/15th	67, 15p	Harding	16,839
7	10/17	@Vancouver	1-2	L			1-6-0	2	5th/15th	9	Backstrom	18,810
8	10/21	COLORADO	3-2	W		SO	2-6-0	4	5th/15th	8p, 9p	Backstrom	*18,175
9	10/23	@St. Louis	1-3	L			2-7-0	4	5th/15th	12	Backstrom	19,150
10	10/24	CAROLINA	3-2	W		OT	3-7-0	6	5th/15th	15p, 21, 22	Backstrom	*18,145
11	10/26	@Chicago	1-3	L			3-8-0	6	5th/15th	15p	Backstrom	20,046
12	10/28	NASHVILLE	3-4	L			3-9-0	6	5th/15th	8p, 22, 11	Backstrom	*18,199
13	10/30	N.Y. RANGERS	3-2	W			4-9-0	8	5th/15th	17, 25, 20	Backstrom	*18,106
14	10/31	@Pittsburgh	2-1	W			5-9-0	10	5th/15th	21, 25	Backstrom	16,960
15	11/5	VANCOUVER	2-5	L			5-10-0	10	5th/15th	21, 21	BACKSTROM/HARDING	*18,105
16	11/7	DALLAS	3-2	W			6-10-0	12	5th/15th	22s, 9, 3	Backstrom	*18,555
17	11/10	@Toronto	5-2	W			7-10-0	14	5th/15th	14p, 3p, 9, 6, 11s	Backstrom	19,063
18	11/12	@Tampa Bay	3-4	L		OT	7-10-1	15	5th/14th	67, 5p, 11	Backstrom	14,530
19	11/13	@Washington	1-3	L			7-11-1	15	5th/14th	22	Harding	18,277
20	11/15	@Carolina	4-5	L		OT	7-11-2	16	5th/14th	20, 38, 36, 38	Backstrom	12,194
21	11/18	PHOENIX	2-3	L			7-12-2	16	5th/14th	15, 20	Backstrom	*18,110
22	11/20	N.Y. ISLANDERS	3-2	W			8-12-2	18	5th/14th	11, 9p, 11	Backstrom	*18,114
23	11/25	BOSTON	2-3	L		SO	8-12-3	19	5th/15th	16p	Backstrom	*18,208
24	11/27	COLORADO	5-3	W			9-12-3	21	5th/15th	11, 12, 12p, 15p, 12	Backstrom	*18,365
25	11/28	@Colorado	3-2	W		SO	10-12-3	23	5th/15th	25, 48	Harding	15,303
26	12/2	NASHVILLE	5-4	W		OT	11-12-3	25	4th/t-12th	20, 22, 48, 9p, 16	Backstrom	*18,071
27	12/4	ANAHEIM	5-4	W		SO	12-12-3	27	4th/t-12th	9, 20, 9, 20p	Backstrom	*18,265
28	12/5	@Nashville	5-3	W			13-12-3	29	4th/t-12th	16, 51, 15p, 20, 25p	Harding	13,145
29	12/7	@Phoenix	0-2	L			13-13-3	29	5th/t-13th	-	Backstrom	8,981
30	12/9	@Colorado	1-0	W			14-13-3	31	5th/t-13th	20	Backstrom	11,435
31	12/11	@Calgary	2-1	W			15-13-3	33	5th/13th	51, 14	Backstrom	19,289
32	12/12	@Vancouver	3-4	L			15-14-3	33	5th/13th	34, 6, 14	Harding	18,810
33	12/15	COLUMBUS	2-1	W			16-14-3	35	T-4th/t-12th	48, 3	Backstrom	*18,086
34	12/17	@Montreal	3-1	W			17-14-3	37	4th/11th	38, 9p, 22	Backstrom	21,273
35	12/19	@Ottawa	1-4	L			17-15-3	37	4th/11th	14	Backstrom	16,259
36	12/21	COLORADO	3-4	L			17-16-3	37	4th/t-11th	22s, 11, 14	Backstrom	*18,244
37	12/23	EDMONTON	3-1	W			18-16-3	39	4th/t-11th	15p, 11, 48	Backstrom	*18,250
38	12/26	ST. LOUIS	4-3	W			19-16-3	41	4th/11th	48, 34, 5, 48	Backstrom	*18,554
39	12/28	@Los Angeles	4-3	W			20-16-3	43	4th/t-10th	14, 5p, 25, 25	Backstrom	18,118
40	12/29	@Anaheim	2-4	L			20-17-3	43	4th/11th	20, 5p	Harding	16,960
41	12/31	LOS ANGELES	2-5	L			20-18-3	43	4th/11th	15, 11	Backstrom	*18,504
42	1/2	NEW JERSEY	3-5	L			20-19-3	43	4th/11th	25, 9s, 15	Backstrom	*19,155
43	1/5	@Chicago	1-4	L			20-20-3	43	4th/11th	48	Harding	21,381
44	1/6	CALGARY	4-1	W			21-20-3	45	4th/11th	25p, 21, 25, 22	Backstrom	*18,137
45	1/9	CHICAGO	6-5	W			22-20-3	47	4th/11th	48, 5, 9, 3p, 48	Backstrom/HARDING	*19,310
46	1/11	PITTSBURGH	4-3	W			23-20-3	49	4th/t-10th	25, 14, 22, 48	Backstrom	*19,044
47	1/13	VANCOUVER	5-2	W			24-20-3	51	4th/10th	21, 9, 20p, 11, 20	Backstrom	*18,356
48	1/14	@St. Louis	0-1	L			24-21-3	51	4th/10th	-	Harding	19,150
49	1/16	@Phoenix	4-6	L			24-22-3	51	4th/t-10th	48, 48p, 11p, 48	Backstrom	12,631
50	1/18	@Dallas	3-4	L			24-23-3	51	4th/12th	20p, 20, 9	BACKSTROM/HARDING	16,302
51	1/21	DETROIT	3-4	L		SO	24-23-4	52	4th/12th	38, 14, 15	Harding/BACKSTROM	18,330
52	1/23	COLUMBUS	4-2	W			25-23-4	54	4th/12th	9, 9, 25, 38	Backstrom	*18,173
53	1/27	DETROIT	5-2	W			26-23-4	56	4th/12th	20p, 20, 16, 48, 14p	Harding	*18,316
54	1/28	@Colorado	1-0	W			27-23-4	58	4th/10th	14	Harding	11,597
55	1/30	@San Jose	2-5	L			27-24-4	58	4th/12th	11, 22p	Harding	17,652
56	2/2	@Dallas	2-4	L			27-25-4	58	4th/12th	48p, 15	Dubielewicz	16,729
57	2/4	EDMONTON	4-2	W			28-25-4	60	4th/12th	14, 20, 48, 14	Harding/KHUOBIN	*18,168
58	2/6	PHILADELPHIA	2-1	W			29-25-4	62	4th/11th	22, 11	Khudobin	*18,640
59	2/10	PHOENIX	2-3	L			29-26-4	62	4th/12th	48p, 14	Backstrom	*18,178
60	2/12	ATLANTA	2-3	L			29-27-4	62	4th/13th	15p, 16	Backstrom	*18,257
61	2/14	VANCOUVER	6-2	W			30-27-4	64	4th/13th	48p, 21, 3p, 15p, 22, 45p	Backstrom	*19,342
62	3/3	@Calgary	4-0	W			31-27-4	66	4th/13th	21, 15, 9, 14	Backstrom	19,289
63	3/5	@Edmonton	1-2	L		SO	31-27-5	67	4th/13th	48	Backstrom	16,839
64	3/7	CALGARY	2-5	L			31-28-5	67	4th/13th	48, 48p	Backstrom	*18,217
65	3/9	FLORIDA	2-3	L		SO	31-28-6	68	4th/13th	9p, 38	Backstrom	*18,191
66	3/11	@Detroit	1-5	L			31-29-6	68	4th/13th	16	Harding	19,327
67	3/12	@Buffalo	3-2	W			32-29-6	70	4th/12th	16p, 48, 15	Harding	18,690
68	3/14	ST. LOUIS	4-2	W			33-29-6	72	4th/11th	15, 9p, 48, 20	Harding	*18,580
69	3/16	EDMONTON	4-2	W			34-29-6	74	4th/10th	16, 20, 12, 14	Harding	*18,474
70	3/18	@Nashville	0-5	L			34-30-6	74	4th/11th	-	HARDING/DUBIELEWICZ	16,615
71	3/19	@Columbus	2-4	L			34-31-6	74	4th/12th	9, 12	Harding	16,419
72	3/21	CALGARY	4-3									



2008-09 MINNESOTA WILD



#	POS	PLAYER	GP	TOI/G	G	A	PTS	+/-	PIM	PP	SH	GW	SOG	SH%
9	C	MIKKO KOIVU	79	21:29	20	47	67	2	66	5	4	3	236	8.5
15	L	ANDREW BRUNETTE	80	16:56	22	28	50	-5	18	9	0	3	118	18.6
96	C	PIERRE-MARC BOUCHARD	71	16:58	16	30	46	-5	20	2	0	1	142	11.3
11	R	OWEN NOLAN	59	16:23	25	20	45	5	26	12	0	5	148	16.9
20	R	ANTTI MIETTINEN	82	18:16	15	29	44	-1	32	4	2	3	186	8.1
3	D	MAREK ZIDLICKY	76	22:06	12	30	42	-12	76	10	0	3	147	8.2
25	C	ERIC BELANGER	79	17:50	13	23	36	-5	26	4	0	4	147	8.8
47	D	MARC-ANDRE BERGERON	72	16:54	14	18	32	5	30	7	0	3	140	10
8	D	BRENT BURNS	59	22:25	8	19	27	-7	45	4	0	2	147	5.4
51	C	JAMES SHEPPARD	82	15:10	5	19	24	-14	41	0	0	1	88	5.7
5	D	KIM JOHANSSON	81	24:31	2	22	24	-3	44	1	0	0	93	2.2
19	L	STEPHANE VEILLEUX	81	15:47	13	10	23	-17	40	0	1	1	146	8.9
10	R	MARIAN GABORIK	17	19:59	13	10	23	-3	2	2	1	2	68	19.1
22	R	CAL CLUTTERBUCK	78	13:00	11	7	18	-5	76	1	0	1	136	8.1
41	D	MARTIN SKOULA	81	19:57	4	12	16	-12	10	0	0	0	55	7.3
49	C	DAN FRITSCHE	50	10:38	5	8	13	-5	12	1	1	0	54	9.3
67	L	BENOIT POULIOT	37	11:50	5	6	11	1	18	2	0	1	34	14.7
55	D	NICK SCHULTZ	79	20:33	2	9	11	-4	31	0	0	0	48	4.2
28	L	PETER OLVECKY	31	8:55	2	5	7	1	12	0	0	1	19	10.5
18	C	COLTON GILLIES	45	8:13	2	5	7	-2	18	0	0	1	22	9.1
39	C	KRYSTOFER KOLANOS	21	10:36	3	3	6	3	16	1	0	0	30	10
26	D	KURTIS FOSTER	10	13:35	1	5	6	7	6	0	0	0	10	10
12	R	CRAIG WELLER	36	6:57	1	2	3	-3	47	1	0	0	27	3.7
24	L	DEREK BOOGAARD	51	4:59	0	3	3	3	87	0	0	0	13	0
6	D	TOMAS MOJZIS	4	7:14	0	1	1	-1	2	0	0	0	2	0
36	D	JOHN SCOTT	20	9:14	0	1	1	-1	21	0	0	0	6	0
#	GOALTENDER	GP	W	L	OT	SA	GA	GAA	SV	SV%	SO	A	PIM	MIN
32	NIKLAS BACKSTROM	71	37	24	8	2,059	159	2.33	1,900	.923	8	0	6	4,088
29	JOSH HARDING	19	3	9	1	453	32	2.21	421	.929	0	0	2	870



2008-09 GAME-BY-GAME

GAME	DATE	OPPONENT	RESULT	W	L	OT	RECORD	PTS	DIVISION/ CONF. RANK	WILD GOALS (BY #)	WILD GOALTENDERS	ATT.
1	10/11	BOSTON	4-3	W			1-0-0	2	2nd/5th	25p, 47p, 20, 25	Backstrom	*18,568
2	10/14	@Atlanta	4-2	W			2-0-0	4	1st/2nd	15p, 10, 20, 20	Backstrom	11,843
3	10/16	@Florida	6-2	W			3-0-0	6	1st/2nd	15, 5, 20p, 67, 20p, 9p	Backstrom	12,106
4	10/18	@Tampa Bay	1-0	W			4-0-0	8	t-1st/t-3rd	-	Backstrom	15,191
5	10/23	BUFFALO	3-4	L		OT	4-0-1	9	1st/3rd	67, 19, 8p	Backstrom	*18,568
6	10/25	COLUMBUS	2-1	W			5-0-1	11	1st/3rd	96, 11	Backstrom	*18,568
7	10/27	CHICAGO	3-2	W			6-0-1	13	1st/3rd	15, 20, 8p	Backstrom	*18,568
8	10/29	@Dallas	2-4	L			6-1-1	13	1st/3rd	47p, 15p	BACKSTROM/HARDING	18,431
9	10/30	MONTREAL	1-2	L			6-2-1	13	t-1st/t-3rd	8	Harding	*18,568
10	11/1	@Phoenix	3-2	W			7-2-1	15	1st/3rd	67, 9, 25	Backstrom	14,817
11	11/4	@San Jose	1-3	L			7-3-1	15	1st/3rd	39	Backstrom	17,183
12	11/6	@Colorado	3-1	W			8-3-1	17	1st/3rd	96, 67p, 15	Backstrom	14,562
13	11/8	@Vancouver	0-2	L			8-4-1	17	t-1st/t-3rd	-	Backstrom	18,630
14	11/13	PHOENIX	4-0	W			9-4-1	19	1st/3rd	3p, 15p, 25p, 3p	Backstrom	*18,568
15	11/15	COLUMBUS	3-2	W		SO	10-4-1	21	1st/3rd	67p, 2	Backstrom	*18,568
16	11/18	@Pittsburgh	2-1	W		SO	11-4-1	23	t-1st/t-3rd	9	Backstrom	16,971
17	11/20	VANCOUVER	2-3	L			11-5-1	23	2nd/4th	9, 9	Backstrom	*18,568
18	11/22	ST. LOUIS	1-2	L			11-6-1	23	t-2nd/t-4th	19	Backstrom	*18,568
19	11/24	WASHINGTON	4-3	W			12-6-1	25	2nd/4th	22, 22p, 3p, 51	Backstrom	*18,568
20	11/26	DALLAS	3-4	L			12-7-1	25	3rd/7th	25, 11p, 15	Backstrom	*18,568
21	11/28	TAMPA BAY	4-2	W			13-7-1	27	2nd/5th	11, 51, 9, 25	Backstrom	*18,568
22	11/29	@Nashville	6-2	W			14-7-1	29	2nd/5th	96p, 15p, 11p, 9, 9p, 12p	Harding	13,990
23	12/1	COLORADO	5-6	L			14-8-1	29	2nd/5th	96, 9p, 96p, 11p, 8	BACKSTROM/HARDING	*18,568
24	12/3	ST. LOUIS	4-0	W			15-8-1	31	1st/3rd	25, 15p, 3p, 20	Backstrom	*18,568
25	12/5	VANCOUVER	1-2	L			15-9-1	31	2nd/4th	9	Backstrom	*18,568
26	12/6	@Nashville	0-1	L			15-10-1	31	t-2nd/t-4th	-	Harding	14,408
27	12/11	@Phoenix	1-3	L			15-11-1	31	3rd/7th	20	Backstrom	13,296
28	12/13	@Los Angeles	1-3	L			15-12-1	31	3rd/7th	8p	Backstrom	14,857
29	12/14	@Anaheim	2-4	L			15-13-1	31	3rd/7th	47p, 25	Harding	16,577
30	12/17	CALGARY	2-3	L		OT	15-13-2	32	3rd/8th	15, 10	Backstrom	*18,568
31	12/19	N.Y. ISLANDERS	4-1	W			16-13-2	34	3rd/8th	19, 18, 9, 96	Backstrom	*18,568
32	12/20	@St. Louis	2-4	L			16-14-2	34	3rd/9th	55, 96	Backstrom	19,150
33	12/23	CAROLINA	3-2	W			17-14-2	36	3rd/8th	22, 10p, 19s	Backstrom	*18,568
34	12/28	CHICAGO	1-4	L			17-15-2	36	4th/9th	22	Backstrom	*18,568
35	12/29	@Calgary	1-2	L			17-16-2	36	5th/11th	19	Harding	19,289
36	12/31	SAN JOSE	3-2	W		OT	18-16-2	38	3rd/8th	11p, 33p, 8	Backstrom	*18,568
37	1/3	DETROIT	2-3	L		SO	18-16-3	39	3rd/8th	11p, 20	Harding	*18,568
38	1/4	@Colorado	2-0	W			19-16-3	41	3rd/8th	11p, 11	Backstrom	14,125
39	1/6	@Boston	1-0	W			20-16-3	43	3rd/7th	3p	Backstrom	16,272
40	1/8	@Philadelphia	1-3	L			20-17-3	43	3rd/9th	19	Backstrom	19,596
41	1/10	@Columbus	2-4	L			20-18-3	43	5th/11th	20, 3p	Harding	16,605
42	1/13	PHOENIX	6-3	W			21-18-3	45	3rd/9th	47, 11, 15, 9, 22, 51	Backstrom	*18,568
43	1/15	EDMONTON	5-1	W			22-18-3	47	3rd/8th	39, 22, 96, 8, 25p	Backstrom	*18,568
44	1/17	ANAHEIM	0-3	L			22-19-3	47	3rd/9th	-	Backstrom	*18,568
45	1/19	@Chicago	4-1	W			23-19-3	49	3rd/8th	9, 3p, 3p, 22	Backstrom	21,320
46	1/20	LOS ANGELES	2-5	L			23-20-3	49	4th/9th	11p, 3p	BACKSTROM/HARDING	*18,568
47	1/27	TORONTO	6-1	W			24-20-3	51	t-2nd/t-8th	22, 47, 96, 15, 96, 11	Backstrom	*18,568
48	1/30	@Edmonton	1-3	L			24-21-3	51	t-2nd/t-6th	15	Backstrom	16,839
49	1/31	@Vancouver	4-3	W		OT	25-21-3	53	t-2nd/t-6th	9p, 47, 25, 47p	Backstrom	18,630
50	2/4	ANAHEIM	3-0	W			26-21-3	55	t-2nd/t-6th	15p, 9, 96	Backstrom	*18,568
51	2/6	NASHVILLE	0-2	L			26-22-3	55	t-3rd/t-8th	-	Backstrom	*18,568
52	2/8	EDMONTON	3-2	W		SO	27-22-3	57	2nd/7th	25, 20s	Backstrom	*18,568
53	2/11	COLORADO	3-2	W			28-22-3	59	2nd/t-6th	96, 11, 20	Backstrom	*18,568
54	2/12	@Detroit	2-4	L			28-23-3	59	3rd/t-7th	8p, 9s	Harding	20,066
55	2/14	OTTAWA	3-5	L			28-24-3	59	4th/10th	96, 11p, 11	Backstrom/HARDING	*18,568
56	2/19	CALGARY	2-3	L		OT	28-24-4	60	4th/t-9th	49s, 18	Backstrom	*18,568
57	2/21	DETROIT	5-2	W			29-24-4	62	4th/9th	11, 11p, 96, 41, 19	Backstrom	*18,568
58	2/22	@Chicago	2-1	W			30-24-4	64	3rd/8th	49p, 28	Harding	22,443
59	2/24	LOS ANGELES	1-2	L		SO	30-24-5	65	t-3rd/t-7th	20s	Backstrom	*18,568
60	2/27	@Calgary	1-4	L			30-25-5	65	t-3rd/t-7th	47	Backstrom	19,289
61	2/28	@Edmonton	2-3	L			30-26-5	65	4th/t-10th	15p, 20p	Harding	16,839
62	3/3	@Vancouver	2-4	L			30-27-5	65	4th/11th	49, 3p	Backstrom	18,630
63	3/5	@San Jose	4-3	W		OT	31-27-5	67	4th/11th	47, 96, 3, 9	Backstrom	17,496
64	3/7	@Los Angeles	3-4	L			31-28-5	67	4th/11th	11, 19, 25	Backstrom/HARDING	18,118
65	3/8	@Anaheim	3-2	W			32-28-5	69	4th/10th	19, 19, 15		



2007-08 MINNESOTA WILD



#	POS	PLAYER	GP	TOI/G	G	A	PTS	+/-	PIM	PPG	SHG	GWG	SOG	SH%
10	RW	MARIAN GABORIK	77	19:35	42	41	83	17	63	11	1	8	278	15.1
96	RW	PIERRE-MARC BOUCHARD	81	16:50	13	50	63	14	32	6	0	4	129	10.1
12	RW	BRIAN ROLSTON	81	20:04	31	28	59	-1	53	11	1	8	289	10.7
38	C	PAVOL DEMITRA	68	19:42	15	39	54	9	24	2	0	1	126	11.9
8	D	BRENT BURNS	82	23:05	15	28	43	12	80	8	0	4	158	9.5
9	C	MIKKO KOIVU	57	20:53	11	31	42	13	40	2	0	2	144	7.6
25	C	ERIC BELANGER	75	17:13	13	24	37	-6	30	7	1	3	115	11.3
21	RW	MARK PARRISH	66	14:56	16	14	30	2	16	7	0	0	95	16.8
5	D	KIM JOHANSSON	80	23:26	4	23	27	-4	42	2	0	0	87	4.6
26	D	KURTIS FOSTER	56	16:24	7	12	19	0	37	3	0	2	118	5.9
15	C	JAMES SHEPPARD*	78	10:36	4	15	19	0	29	0	0	1	57	7.0
17	LW	STEPHANE VEILLEUX	77	14:31	11	7	18	-13	61	0	0	0	136	8.1
92	LW	BRANKO RADIVOJEVIC	73	14:54	7	10	17	-14	48	1	0	3	91	7.7
55	D	NICK SCHULTZ	81	20:10	2	13	15	9	42	0	0	0	52	3.8
34	LW	AARON VOROS*	55	9:11	7	7	14	-7	141	0	0	1	52	13.5
17	LW	TODD FEDORUK	69	10:18	6	7	13	2	139	2	0	0	57	10.5
41	D	MARTIN SKOULA	80	20:28	3	8	11	-16	26	0	0	1	63	4.8
3	D	KEITH CARNEY	61	13:22	1	10	11	8	42	0	0	0	27	3.7
6	D	SEAN HILL	35	15:12	2	7	9	-16	32	1	0	1	18	11.1
33	D	PETTERI NUMMELIN	27	15:20	2	7	9	-2	2	1	0	1	31	6.5
83	RW	MATT FOY	28	7:49	4	4	8	-1	28	0	0	1	38	10.5
67	LW	BENOIT POUILLIOT*	11	8:49	2	1	3	-1	0	0	0	0	11	20.0
11	LW	CHRIS SIMON	38	7:10	1	2	3	-2	59	0	0	0	27	3.7
24	LW	DEREK BOOGAARD	34	3:55	0	0	0	-5	74	-0	0	0	6	0.0
16	C	STEVE KELLY	2	3:43	0	0	0	0	0	0	0	0	1	0.0
22	RW	CAL CLUTTERBUCK*	2	7:05	0	0	0	0	0	0	0	0	0	0.0

#	GOALTENDER	GP	W	L	OT	SA	GA	GAA	SV	SV%	SO	A	PIM	MIN
32	NIKLAS BACKSTROM	58	33	13	8	1,629	131	2.31	1,498	.920	4	0	2	3,409
29	JOSH HARDING*	29	11	15	2	836	77	2.94	761	.910	1	1	0	1,570

* ROOKIE



2007-08 GAME-BY-GAME

GAME	DATE	OPPONENT	RESULT	W	L	OT	RECORD	PTS	DIVISION/CONF. RANK	WILD GOALS (BY #)	WILD GOALTENDERS	ATT.
1	10/4	CHICAGO	1-0	W			1-0-0	2	t-1st/t-2nd	96	Backstrom	*18,568
2	10/6	COLUMBUS	3-2	W			2-0-0	4	t-1st/t-1st	96, 25, 8	Backstrom	*18,568
3	10/10	EDMONTON	2-0	W			3-0-0	6	1st/2nd	8, 39	Backstrom	*18,568
4	10/13	@Phoenix	3-2	W			4-0-0	8	1st/1st	10, 9p, 25s	Backstrom	12,088
5	10/14	@Anaheim	2-0	W			5-0-0	10	1st/1st	12, 21	Harding	17,174
6	10/16	@Los Angeles	3-4	L	(SO)		5-0-1	11	1st/1st	38, 9, 12	Backstrom	14,239
7	10/20	@St. Louis	3-1	W			6-0-1	13	1st/1st	38p, 25, 8	Harding	19,150
8	10/21	COLORADO	3-2	W			7-0-1	15	1st/1st	21p, 12, 9, 9	Backstrom	*18,568
9	10/24	@Calgary	3-5	L			7-1-1	15	1st/1st	12p, 21p, 37	Backstrom	19,289
10	10/25	@Edmonton	4-5	L	(SO)		7-1-2	16	1st/2nd	15, 96, 12, 21	Harding	16,839
11	10/28	@Colorado	1-3	L			7-2-2	16	1st/2nd	25p	Harding	17,041
12	10/30	PITTSBURGH	2-4	L			7-3-2	16	1st/2nd	19, 12	Harding	*18,568
13	11/1	ST. LOUIS	2-3	L			7-4-2	16	1st/2nd	10, 38	Harding	*18,568
14	11/3	CALGARY	4-1	W			8-4-2	18	1st/2nd	12, 10, 10p, 92	Backstrom	*18,568
15	11/5	EDMONTON	5-2	W			9-4-2	20	1st/2nd	21p, 96p, 26p, 21p, 19	Backstrom	*18,568
16	11/11	@Colorado	2-4	L			9-5-2	20	2nd/4th	25p, 96p	Backstrom	15,434
17	11/13	@Calgary	2-3	L			9-6-2	20	2nd/5th	9, 9p	Backstrom	19,289
18	11/15	@Edmonton	4-2	W			10-6-2	22	2nd/4th	41, 10p, 26p, 21	BACKSTROM; HARDING	16,839
19	11/16	@Vancouver	2-6	L			10-7-2	22	2nd/4th	34, 8p	HARDING; BACKSTROM	18,630
20	11/18	COLORADO	4-1	W			11-7-2	24	1st/3rd	34, 83, 19, 8	Harding	*18,568
21	11/21	VANCOUVER	2-4	L			11-8-2	24	2nd/5th	10, 10p	Harding	*18,568
22	11/23	COLUMBUS	0-4	L			11-9-2	24	3rd/9th	-	Backstrom	*18,568
23	11/24	@Nashville	4-3	W			12-9-2	26	1st/3rd	34, 83, 10, 92	Backstrom	12,639
24	11/28	PHOENIX	3-1	W			13-9-2	28	t-1st/t-3rd	19, 10, 15	Backstrom	*18,568
25	11/30	ST. LOUIS	3-2	W	(OT)		14-9-2	30	t-1st/t-3rd	8p, 12, 10	Backstrom	*18,568
26	12/2	VANCOUVER	2-1	W			15-9-2	32	1st/2nd	25p, 34	Backstrom	*18,568
27	12/5	PHILADELPHIA	1-3	L			15-10-2	32	2nd/5th	38p	Backstrom	*18,568
28	12/7	@Detroit	0-5	L			15-11-2	32	2nd/5th	-	Harding	19,508
29	12/8	@Columbus	2-1	W			16-11-2	34	2nd/5th	34, 12	Backstrom	15,666
30	12/11	@San Jose	1-4	L			16-12-2	34	2nd/5th	92p	Backstrom	17,064
31	12/14	@Anaheim	5-2	W			17-12-2	36	2nd/6th	34, 10p, 25p, 12p, 8p	Harding	17,174
32	12/15	@Los Angeles	2-1	W			18-12-2	38	t-1st/t-3rd	10, 12p	Harding	16,648
33	12/18	NASHVILLE	3-2	W			19-12-2	40	t-1st/t-3rd	10, 25, 12	Harding	*18,568
34	12/20	N.Y. RANGERS	6-3	W			20-12-2	42	t-1st/t-2nd	10, 10p, 10p, 96p, 10, 10	Harding	*18,568
35	12/22	DETROIT	1-4	L			20-13-2	42	t-2nd/t-5th	5p	Backstrom	*18,568
36	12/26	@Dallas	3-8	L			20-14-2	42	3rd/5th	34, 38, 38	Harding	18,532
37	12/27	@Phoenix	3-2	W			21-14-2	44	t-2nd/t-5th	25p, 21p, 12p	Backstrom	13,756
38	12/29	EDMONTON	5-4	W	(OT)		22-14-2	46	t-1st/t-3rd	5p, 12, 10, 8, 33p	Backstrom	*18,568
39	12/31	SAN JOSE	2-3	L			22-15-2	46	2nd/5th	18, 21	Backstrom	*18,568
40	1/3	DALLAS	6-3	W			23-15-2	48	t-1st/t-3rd	10s, 38, 96, 10, 25p, 21	Backstrom	*18,568
41	1/5	@Nashville	1-4	L			23-16-2	48	3rd/6th	21	Harding	17,113
42	1/7	@Dallas	1-3	L			23-17-2	48	3rd/7th	21	Backstrom	17,502
43	1/10	@Detroit	6-5	W	(SO)		24-17-2	50	3rd/5th	41, 10, 17, 83, 25	Backstrom; HARDING	17,848
44	1/11	@Chicago	5-2	W			25-17-2	52	1st/3rd	83, 10, 96, 21, 10	Harding	21,139
45	1/13	PHOENIX	4-1	W			26-17-2	54	1st/3rd	38, 15, 25, 10	Harding	*18,568
46	1/16	CALGARY	2-3	L	(SO)		26-17-3	55	1st/3rd	8p, 26p	Backstrom	*18,568
47	1/18	ANAHEIM	2-4	L			26-18-3	55	2nd/6th	55, 9	Harding	*18,568
48	1/21	@Vancouver	4-2	W			27-18-3	57	1st/3rd	12, 96, 9, 96	Backstrom	18,630
49	1/22	@Calgary	1-2	L			27-19-3	57	2nd/6th	12	Harding	19,289
50	1/24	@Colorado	3-2	W			28-19-3	59	1st/3rd	17, 12p, 38	Backstrom	15,321
51	1/30	ANAHEIM	5-1	W			29-19-3	61	1st/3rd	12, 10, 9, 96, 15	Backstrom	*18,568
52	2/2	@Columbus	4-1	W			30-19-3	63	1st/3rd	26, 12, 10, 10	Backstrom	18,529
53	2/5	DETROIT	2-3	L	(OT)		30-19-4	64	1st/3rd	12p, 38	Backstrom	*18,568
54	2/7	DALLAS	0-1	L			30-20-4	64	1st/3rd	-	Backstrom	*18,568
55	2/9	N.Y. ISLANDERS	4-3	W	(OT)		31-20-4	66	1st/3rd	26, 12, 12, 8	Backstrom	*18,568
56	2/10	@St. Louis	2-1	W	(SO)		32-20-4	68	1st/3rd	10	Harding	16,477
57	2/12	@Edmonton	2-4	L			32-21-4	68	1st/3rd	38, 12p	Backstrom; HARDING	16,839
58	2/14	@Vancouver	5-4	W	(SO)		33-21-4	70	1st/3rd	19, 19, 26, 10	Backstrom	18,630
59	2/17	NASHVILLE	5-4	W	(OT)		34-21-4	72	1st/3rd	33, 21, 96p, 10, 10	Backstrom	*18,568
60	2/19	VANCOUVER	2-3	L	(OT)		34-21-5	73	1st/3rd	10p, 25p	Backstrom	*18,568
61	2/20	@Chicago	0-3	L			34-22-5	73	1st/3rd	-	Harding	17,812
62	2/24	CALGARY	1-2	L			34-23-5	73	2nd/6th	21p	Backstrom	*18,568
63	2/26	@Washington	1-4	L			34-24-5	73	2nd/6th	92	Backstrom	17,391
64	2/27	@Tampa Bay	3-2	W			35-24-5	75	1st/3rd	17p, 38, 12p	Backstrom	17,211
65	2/29	@Florida	3-2	W			36-24-5	77	1st/3rd	9, 19, 8p	Backstrom	16,927
66	3/2	LOS ANGELES	2-1	W	(OT)		37-24-5	79	1st/3rd	10, 41	Backstrom	*18,568
67	3/4	CHICAGO	2-4	L			37-25-5	79	1st/3rd	38, 19	Backstrom	*18,568
68	3/6	@Carolina	2-3	L			37-26-5	79	2nd/6th	38, 9	Harding	16,297
69	3/7	@Atlanta	2-3	L	(SO)		37-26-6	80	2nd/6th	12p, 8p	Backstrom	18,709
70	3/9	SAN JOSE	2-3	L	(SO)		37-26-7	81	1st/3rd	26, 12	Backstrom	*18,568
71	3/13	NEW JERSEY	3-4	L	(SO)		37-26-8	82	2nd/6th	19, 8, 10	Backstrom	*18,568
72	3/15	LOS ANGELES	2-0	W			38-26-8	84	1st/3rd	12, 10	Backstrom	*18,568
73	3/17	COLORADO	3-1	W			39-26-8	86	1st/3rd	8p, 92, 19	Backstrom	*18,568
74	3/19	@San Jose	3-4	L	(SO)		39-26-9	87	1st/3rd	19, 10p, 10p	Backstrom	17,496
75	3/21	@Vancouver	2-1	W			40-26-9	89	1st/3rd	12p, 92	Backstrom	18,630
76	3/22	@Calgary	4-5	L			40-27-9	89	1st/3rd	67, 67, 5, 5	Harding	19,289
77	3/24	@Edmonton	3-5	L			40-28-9	89	1st/3rd	55, 6,		



2006-07 MINNESOTA WILD



#	POS	PLAYER	GP	TOI/G	G	A	PTS	+/-	PIM	PPG	SHG	GWG	SOG	SH%
12	LW	BRIAN ROLSTON	78	21:16	31	33	64	+6	46	13	1	6	305	10.2
38	C	PAVOL DEMITRA	71	20:38	25	39	64	0	28	9	1	4	175	14.3
10	RW	MARIAN GABORIK	48	19:37	30	27	57	+12	40	12	1	7	196	15.3
96	RW	PIERRE-MARC BOUCHARD	82	15:59	20	37	57	+13	14	5	0	3	173	11.6
9	C	MIKKO KOIVU	82	17:28	20	34	54	+6	58	9	2	2	162	12.3
28	C	TODD WHITE	77	17:13	13	31	44	+8	24	6	1	1	162	8.0
21	RW	MARK PARRISH	76	14:19	19	20	39	+9	18	5	0	4	141	13.5
8	D	BRENT BURNS	77	15:47	7	18	25	+16	26	3	0	3	108	6.5
92	RW	BRANKO RADIVOJEVIC	82	12:58	11	13	24	-9	21	4	0	3	116	9.5
37	C	WES WALZ	62	14:53	9	15	24	+3	30	0	1	1	77	11.7
26	D	KURTIS FOSTER	57	17:58	3	20	23	-3	52	0	0	0	135	2.2
5	D	KIM JOHANSSON	76	23:33	3	19	22	-4	64	3	0	0	98	3.1
33	D	PETTERI NUMMELIN	51	20:17	3	17	20	-15	22	0	0	0	69	4.3
19	LW	STEPHANE VEILLEUX	75	12:17	7	11	18	+3	47	0	0	1	84	8.3
11	C	DOMINIC MOORE	69	12:38	8	9	17	+4	56	0	0	1	111	7.2
18	RW	ADAM HALL	72	12:22	6	11	17	-11	26	3	0	0	103	5.8
3	D	KEITH CARNEY	80	15:31	4	13	17	+22	58	0	0	1	31	12.9
41	D	MARTIN SKOULA	81	20:13	0	15	15	+9	36	0	0	0	91	0.0
55	D	NICK SCHULTZ	82	20:12	2	10	12	0	42	0	0	1	69	2.9
17	C	WYATT SMITH	61	9:30	3	3	6	-8	16	1	0	0	44	6.8
18	RW	MATTIAS WEINHANDL	12	6:27	1	1	2	-2	10	0	0	0	3	33.3
24	LW	DEREK BOOGAARD	48	4:38	0	1	1	0	120	0	0	0	11	0.0
27	RW	JOEL WARD*	11	7:42	0	1	1	0	0	0	0	0	12	0.0
4	D	SHAWN BELLE*	9	9:56	0	1	1	+4	0	0	0	0	3	0.0
83	RW	MATT FOY*	9	7:10	0	0	0	-1	4	0	0	0	6	0.0
23	C	JASON MORGAN	4	7:28	0	0	0	-1	4	0	0	0	0	0.0
67	LW	BERNOIT POULIOT*	3	6:58	0	0	0	-1	0	0	0	0	1	0.0
6	D	ERIK REITZ*	1	10:36	0	0	0	+1	0	0	0	0	0	0.0

#	GOALTENDER	GP	W	L	OT	SA	GA	GAA	SV	SV%	SO	A	PIM	MIN
32	NIKLAS BACKSTROM	41	23	8	6	1,028	73	1.97	955	.929	5	1	2	2,227
35	MANNY FERNANDEZ	44	22	16	1	1,158	103	2.55	1,055	.911	2	0	12	2,421
29	JOSH HARDING*	7	3	2	1	174	7	1.16	167	.960	1	0	0	361

* ROOKIE



2006-07 GAME-BY-GAME

GAME	DATE	OPPONENT	RESULT	W	L	OT	RECORD	PTS	DIVISION/CONF. RANK	WILD GOALS (BY #)	WILD GOALTENDERS	ATT.
1	10/5	COLORADO	3-2	W		(OT)	1-0-0	2	t-1st/t-1st	92, 10, 28	Fernandez	*18,568
2	10/7	NASHVILLE	6-5	W			2-0-0	4	1st/t-1st	38p, 10p, 21p, 9p, 28p, 12	Fernandez/BACKSTROM	*18,568
3	10/10	VANCOUVER	2-1	W		(SO)	3-0-0	6	1st/t-1st	12p	Fernandez	*18,064
4	10/12	WASHINGTON	3-2	W		(SO)	4-0-0	8	1st/1st	5p, 5p	Fernandez	*18,064
5	10/14	COLUMBUS	5-0	W			5-0-0	10	1st/1st	12, 3, 10p, 9, 12p	Fernandez	*18,568
6	10/18	@Los Angeles	2-1	W		(OT)	6-0-0	12	1st/1st	12, 10	Fernandez	14,617
7	10/20	@Anaheim	1-2	L			6-1-0	12	1st/t-1st	96	Fernandez	13,430
8	10/21	@San Jose	4-1	W			7-1-0	14	1st/t-1st	21, 19, 37, 12	Fernandez	17,496
9	10/25	LOS ANGELES	3-1	W			8-1-0	16	1st/t-1st	12, 12, 28p	Fernandez	*18,568
10	10/27	ANAHEIM	3-2	W		(SO)	9-1-0	18	1st/1st	55, 12	Fernandez	*18,568
11	10/29	@Colorado	1-4	L			9-2-0	18	1st/2nd	38p	Fernandez	17,615
12	11/2	VANCOUVER	5-2	W			10-2-0	20	1st/2nd	28p, 12s, 5s, 11p, 92p	Fernandez/BACKSTROM	*18,568
13	11/4	NASHVILLE	3-4	L			10-3-0	20	1st/2nd	33, 38, 21p	Fernandez	*18,568
14	11/7	@San Jose	1-3	L			10-4-0	20	1st/3rd	28	Fernandez	17,233
15	11/11	@Los Angeles	3-2	W		(SO)	11-4-0	22	1st/3rd	12p, 26	Fernandez	17,479
16	11/12	@Anaheim	2-3	L			11-5-0	22	1st/3rd	96, 96	Backstrom	16,306
17	11/14	@Phoenix	3-4	L			11-6-0	22	1st/3rd	38, 21, 37	Fernandez	12,002
18	11/16	@Nashville	7-6	W		(SO)	12-6-0	24	1st/3rd	37s, 9p, 11, 19, 38p, 8	Fernandez/BACKSTROM	12,759
19	11/18	COLORADO	1-2	L		(SO)	12-6-1	25	1st/3rd	9p	Backstrom	*18,568
20	11/20	@Ottawa	3-5	L			12-7-1	25	1st/3rd	11, 12, 9s	Fernandez	18,094
21	11/22	@Montreal	2-4	L			12-8-1	25	t-1st/t-3rd	19, 11	Backstrom	21,273
22	11/24	PHOENIX	4-0	W			13-8-1	27	1st/3rd	96p, 21, 11s, 92p	Backstrom	*18,568
23	11/25	@Columbus	3-5	L			13-9-1	27	t-1st/t-3rd	11, 96p, 19	Backstrom/FERNANDEZ	15,493
24	11/29	SAN JOSE	1-2	L			13-10-1	27	2nd/7th	18	Fernandez	*18,568
25	12/1	DETROIT	0-3	L			13-11-1	27	2nd/7th	-	Fernandez	*18,568
26	12/2	@Dallas	3-4	L		(SO)	13-11-2	28	2nd/7th	33, 12, 9	Backstrom	17,027
27	12/5	CHICAGO	3-2	W		(SO)	14-11-2	30	t-1st/t-3rd	28, 12	Fernandez	*18,568
28	12/7	CALGARY	3-2	W		(SO)	15-11-2	32	t-1st/t-3rd	9p, 12p	Fernandez	*18,568
29	12/9	CHICAGO	5-4	W		(OT)	16-11-2	34	t-1st/t-3rd	21p, 38, 9p, 21p, 21	Fernandez	*18,568
30	12/12	@Calgary	2-5	L			16-12-2	34	2nd/7th	11s, 28p	FERNANDEZ/Backstrom	19,289
31	12/14	@Edmonton	1-3	L			16-13-2	34	2nd/7th	28	Backstrom	16,839
32	12/16	@Vancouver	1-2	L			16-14-2	34	5th/9th	38	Backstrom	18,630
33	12/19	VANCOUVER	5-2	W			17-14-2	36	t-2nd/t-7th	38, 12, 92, 21, 92	Fernandez	*18,568
34	12/22	@Detroit	1-3	L			17-15-2	36	t-3rd/t-9th	19	Fernandez	20,066
35	12/23	DETROIT	3-2	W			18-15-2	38	t-2nd/t-7th	9s, 21, 96	Fernandez	*18,568
36	12/26	@Toronto	3-4	L			18-16-2	38	t-3rd/t-9th	26, 37, 12p	Fernandez	19,355
37	12/27	@Detroit	1-3	L			18-17-2	38	t-3rd/t-9th	38	Backstrom	20,066
38	12/29	COLUMBUS	4-3	W		(OT)	19-17-2	40	t-2nd/t-7th	12p, 38p, 12p, 37	Fernandez	*18,568
39	12/31	ANAHEIM	4-3	W			20-17-2	42	t-2nd/t-7th	96p, 12p, 96p, 21	Fernandez	*18,568
40	1/2	ATLANTA	5-1	W			21-17-2	44	t-1st/t-3rd	12p, 21, 21, 96, 96p	Fernandez	*18,568
41	1/4	TAMPA BAY	2-3	L			21-18-2	44	t-2nd/t-7th	21, 38	Fernandez	*18,568
42	1/7	COLORADO	1-2	L		(SO)	21-18-3	45	3rd/8th	-	Fernandez	*18,568
43	1/9	@Calgary	0-3	L			21-19-3	45	4th/9th	9	Backstrom	19,289
44	1/11	@Vancouver	5-2	W			22-19-3	47	3rd/8th	10p, 12, 92p, 10, 37	Fernandez	18,630
45	1/12	@Edmonton	4-2	W			23-19-3	49	t-2nd/t-7th	10, 12, 3, 10	Fernandez	16,839
46	1/14	@Chicago	4-3	W		(SO)	24-19-3	51	t-2nd/t-7th	96, 10s, 37	Fernandez	11,091
47	1/16	EDMONTON	1-2	L			24-20-3	51	3rd/8th	37	Fernandez	*18,568
48	1/19	@Chicago	3-0	W			25-20-3	53	3rd/8th	10, 19, 10	Fernandez	12,333
49	1/20	DALLAS	1-2	L		(SO)	25-20-4	54	3rd/8th	9	Fernandez/BACKSTROM	*18,568
50	1/26	CALGARY	2-1	W		(SO)	26-20-4	56	3rd/8th	12p	Backstrom	*18,568
51	1/27	@Columbus	2-3	L			26-21-4	56	3rd/8th	12p, 11	Fernandez	18,136
52	1/30	@St. Louis	5-2	W			27-21-4	58	3rd/8th	96, 96, 38p, 38, 11	Fernandez	10,445
53	2/1	@Colorado	5-3	W			28-21-4	60	t-2nd/t-7th	9p, 96, 10, 10, 9	Backstrom	17,286
54	2/3	@Phoenix	1-0	W			29-21-4	62	t-2nd/t-7th	10	Backstrom	17,115
55	2/6	@Dallas	2-4	L			29-22-4	62	3rd/8th	33, 11	Backstrom	17,660
56	2/8	FLORIDA	4-2	W			30-22-4	64	t-2nd/t-7th	21, 28, 38p, 8p	Backstrom	*18,568
57	2/10	CAROLINA	5-4	W			31-22-4	66	t-1st/t-3rd	21, 96, 10p, 10p, 38	Backstrom	*18,568
58	2/14	VANCOUVER	2-3	L		(OT)	31-22-5	67	3rd/8th	38, 10	Backstrom	*18,568
59	2/17	@Nashville	4-1	W			32-22-5	69	3rd/8th	38p, 10p, 96, 92	Backstrom	17,113
60	2/18	@St. Louis	3-5	L			32-23-5	69	3rd/8th	18, 10p, 38	BACKSTROM/HARDING	13,721
61	2/20	DALLAS	2-1	W		(SO)	33-23-5	71	2nd/7th	12p	Backstrom	*18,568
62	2/22	@Colorado	4-3	W			34-23-5	73	2nd/t-6th	18, 17, 28p, 9	Backstrom	18,007
63	2/25	EDMONTON	4-1	W			35-23-5	75	2nd/7th	28, 8p, 10, 96	Backstrom	*18,568
64	2/28	@Calgary	1-2	L		(SO)	35-23-6	76	3rd/8th	38p	Backstrom/HARDING	19,289
65	3/1	@Edmonton	5-0	W			36-23-6	78	2nd/t-6th	38, 10p, 92, 10, 38p	Harding	16,839
66	3/4	@Vancouver	3-4	L		(SO)	36-23-7	79	t-2nd/t-7th	92, 10, 5p	Backstrom	18,630
67	3/6	SAN JOSE	0-3	L			36-24-7	79	3rd/8th	-	BACKSTROM/Fernandez	*18,568
68	3/8	@Boston	2-1	W			37-24-7	81	2nd/t-6th	12, 96	Backstrom	13,709
69	3/9	@Buffalo	5-1	W			38-24-7	83	2nd/t-5th	11, 11, 38, 3, 28s	Harding	18,690
70	3/11	COLORADO	3-2	W		(OT)	39-24-7	85	2nd/7th	9p, 9, 8	Backstrom	*18,568
71	3/13	@Vancouver	3-2	W		(OT)	40-24-7	87	2nd/7th	9, 12, 8	Backstrom	18,630
72	3/15	@Edmonton	2-1	W			41-24-7	89	2nd/7th	21, 10	Backstrom	16,839
73	3/17	@Calgary	4-2	W			42-24-7	91	2nd/t-5th	10p, 19, 12, 38		



2005-06 MINNESOTA WILD



#	POS	PLAYER	GP	TOI/G	G	A	PTS	+/-	PIM	PPG	SHG	GWG	SOG	SH%
12	LW	BRIAN ROLSTON	82	20:21	34	45	79	+14	50	15	5	7	293	11.6
10	RW	MARIAN GABORIK	65	18:26	38	28	66	+6	64	10	2	7	252	15.1
96	RW	PIERRE-MARC BOUCHARD	80	15:15	17	42	59	+3	28	7	0	3	118	14.4
28	C	TODD WHITE	61	17:12	19	21	40	-1	18	5	0	0	109	17.4
25	C	RANDY ROBITAILLE	67	14:44	12	28	40	-5	54	7	0	2	112	10.7
37	C	WES WALZ	82	16:30	19	18	37	+7	61	1	1	0	127	15.0
32	C	MARC CHOUINARD	74	12:59	14	16	30	+1	34	6	2	3	112	12.5
26	D	KURTIS FOSTER*	58	19:13	10	18	28	-3	60	6	0	2	124	8.1
9	RW	ALEXANDRE DAIGLE	46	12:59	5	23	28	-6	12	2	0	1	59	8.5
11	LW	PASCAL DUPUIS	67	16:30	10	16	26	-10	40	4	0	2	151	6.6
17	D	FILIP KUBA	65	21:46	6	19	25	0	44	1	1	1	69	8.7
21	C	MIKKO KOIVU*	64	13:17	6	15	21	-9	40	3	0	0	96	6.3
41	D	MARTIN SKOULA	78	20:49	5	16	21	+6	46	3	0	1	92	5.4
20	D	ANDREI ZYUZIN	57	18:53	7	11	18	-12	50	4	0	1	80	8.8
34	D	DANIEL TJARNQVIST	60	19:46	3	15	18	-11	32	3	0	1	54	5.6
17	LW	STEPHANE VEILLEUX	71	12:58	7	9	16	-13	63	0	0	1	87	8.0
8	D	BRENT BURNS	72	14:07	4	12	16	-7	32	1	0	1	73	5.5
55	D	NICK SCHULTZ	79	17:58	2	12	14	+2	43	0	0	0	45	4.4
27	RW	KYLE WANVIG	51	10:39	4	8	12	-8	64	1	0	0	55	7.3
18	RW	MATTIAS WEINHANDL	68	14:43	4	7	11	-4	24	0	0	0	57	7.0
24	LW	DEREK BOOGAARD*	65	5:23	2	4	6	+2	158	0	0	1	15	13.3
83	RW	MATT FOY*	19	10:59	2	3	5	-4	16	1	0	0	21	9.5
36	D	ALEX HENRY	63	11:26	0	5	5	-4	73	0	0	0	41	0.0
7	C	ERIK WESTRUM	10	10:48	0	1	1	-1	2	0	0	0	16	0.0
23	D	SCOTT FERGUSON	15	9:11	0	0	0	-3	22	0	0	0	6	0.0
56	D	ERIK REITZ*	5	13:09	0	0	0	-2	4	0	0	0	0	0.0
44	LW	ANDREI NAZAROV	2	4:48	0	0	0	-1	6	0	0	0	0	0.0

#	GOALTENDER	GP	W	L	OT	SA	GA	GAA	SV	SV%	SO	A	PIM	MIN
35	MANNY FERNANDEZ	58	30	18	7	1612	130	2.29	1482	.919	1	3	6	3411
29	JOSH HARDING*	3	2	1	0	83	8	2.59	75	.904	1	0	0	185

* ROOKIE



2005-06 GAME-BY-GAME

GAME	DATE	OPPONENT	RESULT	W	L	OT	RECORD	PTS	DIVISION/CONF. RANK	WILD GOALS (BY #)	WILD GOALTENDERS	ATT.
1	10/5	@Calgary	6-3	W			1-0-0	2	t-1st/t-1st	32, 8p, 27p, 32, 28, 32	Rolosen	*19,398
2	10/8	@Phoenix	1-2	L			1-1-0	2	t-3rd/t-6th	25p	Rolosen	17,799
3	10/9	@Los Angeles	1-2	L	(OT)		1-1-1	3	t-2nd/7th	37	Fernandez	17,725
4	10/12	Vancouver	6-0	W			2-1-1	5	t-2nd/t-5th	20p, 32, 83p, 96p, 83, 12	Rolosen	*18,568
5	10/14	Vancouver	3-5	L			2-2-1	5	t-3rd/t-8th	37, 96p, 12p	Rolosen	*18,568
6	10/16	Anaheim	4-1	W			3-2-1	7	2nd/6th	12p, 17p, 96, 27	Fernandez	*18,568
7	10/19	San Jose	6-1	W			4-2-1	9	2nd/5th	2, 24, 32s, 96, 28, 17	Fernandez	*18,064
8	10/22	@St. Louis	3-2	W			5-2-1	11	2nd/5th	12p, 20p, 32	Fernandez	13,903
9	10/23	@Chicago	2-4	L			5-3-1	11	2nd/5th	10p, 10	Rolosen	11,368
10	10/25	Vancouver	1-3	L			5-4-1	11	2nd/5th	9p	Fernandez	*18,568
11	10/28	@Columbus	1-2	L	(SO)		5-4-2	12	2nd/5th	96	Rolosen	15,669
12	10/29	Columbus	3-1	W			6-4-2	14	2nd/5th	28p, 8, 28	Fernandez	*18,568
13	11/1	@Calgary	0-3	L			6-5-2	14	2nd/6th	-	Fernandez	19,289
14	11/2	@Vancouver	1-2	L			6-6-2	14	2nd/7th	25	Rolosen	18,630
15	11/5	@San Jose	3-1	W			7-6-2	16	t-3rd/t-8th	12p, 12, 12	Rolosen	17,496
16	11/6	@Anaheim	4-3	W	(SO)		8-6-2	18	2nd/5th	12s, 21, 19	Fernandez	14,053
17	11/8	Phoenix	2-4	L			8-7-2	18	t-2nd/8th	34p, 17s	ROLOSON, Fernandez	*18,568
18	11/11	@Detroit	1-3	L			8-8-2	18	5th/t-9th	25p	Fernandez	20,066
19	11/14	@Calgary	2-3	L			8-9-2	18	5th/t-10th	21, 25p	Rolosen	19,289
20	11/19	Nashville	4-2	W			9-9-2	20	5th/10th	26, 19, 26, 12p	Fernandez	*18,568
21	11/23	Edmonton	3-4	L			9-10-2	20	5th/10th	10p, 11p, 11	Rolosen	*18,568
22	11/25	St. Louis	5-3	W			10-10-2	22	5th/10th	37, 10, 26, 96, 96p	Fernandez	*18,568
23	11/30	Columbus	2-3	L	(SO)		10-10-3	23	5th/11th	21p, 25	Fernandez	*18,568
24	12/1	@Nashville	1-2	L			10-11-3	23	5th/11th	26p	Rolosen	10,135
25	12/3	@New Jersey	2-3	L	(SO)		10-11-4	24	5th/11th	12p, 20	Fernandez	14,103
26	12/5	@NY Rangers	1-3	L			10-12-4	24	5th/13th	11	Rolosen	18,200
27	12/8	@Pittsburgh	5-0	W			11-12-4	26	5th/12th	10, 9, 37, 12, 9p	Fernandez	14,627
28	12/10	@Philadelphia	2-3	L			11-13-4	26	5th/12th	55, 28p	Fernandez	19,592
29	12/11	Buffalo	2-3	L			11-14-4	26	5th/12th	21p, 12	Rolosen	*18,568
30	12/13	@NY Islanders	4-3	W			12-14-4	28	5th/12th	2, 10, 10p, 32	Fernandez	10,686
31	12/15	Boston	2-3	L			12-15-4	28	5th/12th	12p, 25p	Fernandez	*18,568
32	12/17	Montreal	4-3	W	(OT)		13-15-4	30	5th/12th	12, 28, 12p, 26p	Rolosen	*18,568
33	12/19	Dallas	2-1	W			14-15-4	32	5th/t-11th	28, 10	Fernandez	*18,568
34	12/22	@Colorado	3-4	L			14-16-4	32	5th/t-11th	8, 20p, 21	Rolosen	18,007
35	12/23	Colorado	5-3	W			15-16-4	34	5th/t-10th	19, 8, 28, 10, 32p	Fernandez	*18,568
36	12/26	@Edmonton	4-1	W			16-16-4	36	5th/t-10th	11p, 10, 12s, 28	Fernandez	16,839
37	12/28	@Edmonton	4-2	W			17-16-4	38	5th/t-10th	25, 10, 12p, 10	Fernandez	16,839
38	12/29	@Calgary	2-4	L			17-17-4	38	5th/t-10th	27, 11	Rolosen	19,289
39	12/31	Vancouver	4-3	W			18-17-4	40	5th/t-10th	28, 37, 26p, 25p	Fernandez	*18,568
40	1/3	@Detroit	4-2	W			19-17-4	42	5th/t-9th	20, 17, 12, 9	Rolosen	20,066
41	1/5	Colorado	2-4	L			19-18-4	42	5th/t-9th	34p, 28	ROLOSON, Fernandez	*18,568
42	1/7	Anaheim	4-1	W			20-18-4	44	5th/9th	24, 25, 10, 28p	Fernandez	*18,568
43	1/9	Dallas	1-2	L			20-19-4	44	5th/10th	25	Fernandez	*18,568
44	1/14	Calgary	1-4	L			20-20-4	44	5th/12th	26p	Fernandez	*18,568
45	1/16	Ottawa	1-6	L			20-21-4	44	5th/12th	17	Rolosen	*18,568
46	1/18	Toronto	5-3	W			21-21-4	46	5th/t-11th	26p, 37, 32p, 10, 32s	Fernandez	*18,568
47	1/20	Chicago	4-1	W			22-21-4	48	5th/t-11th	27, 10p, 27, 25p	Fernandez	10,504
48	1/22	@Chicago	3-2	W			23-21-5	50	5th/t-10th	37p, 12, 12	Fernandez	*18,568
49	1/24	Phoenix	3-2	W			24-21-4	52	5th/t-9th	10, 12, 12s	Fernandez	*18,568
50	1/26	Nashville	5-1	W			25-21-4	54	5th/t-9th	19, 9, 96, 28, 10	Fernandez	17,153
51	1/27	@Columbus	3-4	L			25-22-4	54	5th/10th	96p, 28, 28p	Rolosen	*18,568
52	1/30	Detroit	4-5	L			25-23-4	54	5th/11th	10, 28, 20, 17	Fernandez, ROLOSON	18,007
53	1/31	@Colorado	2-3	L			25-24-4	54	5th/11th	12, 10	Fernandez	15,226
54	2/2	@San Jose	3-2	W	(SO)		26-24-4	56	5th/t-11th	25p, 10	Fernandez	17,658
55	2/4	@Phoenix	6-4	W			27-24-4	58	5th/10th	37, 10, 28p, 10, 97, 37	Fernandez	*18,568
56	2/7	Los Angeles	5-1	W			28-24-4	60	5th/10th	12p, 11p, 10p, 11p, 10p	Fernandez	*18,568
57	2/9	Colorado	1-2	L			28-25-4	60	5th/10th	28	Fernandez	16,839
58	2/10	@Edmonton	6-3	W			29-25-4	62	5th/10th	32, 96p, 96, 11, 20p, 37	Rolosen	18,630
59	2/12	@Vancouver	2-3	L	(OT)		29-25-5	63	5th/10th	37, 11	Fernandez	18,007
60	2/28	@Colorado	2-4	L			29-26-5	63	5th/11th	96p, 10p	Fernandez	18,118
61	3/2	@Los Angeles	2-3	L			29-27-5	63	5th/11th	10, 10	Fernandez	17,048
62	3/3	@Anaheim	2-4	L			29-28-5	63	5th/11th	28, 10	Rolosen	*18,568
63	3/5	Colorado	5-3	W			30-28-5	65	5th/10th	37, 37, 55, 10s, 12p	Fernandez	*18,568
64	3/7	Los Angeles	2-3	L	(OT)		30-28-6	66	5th/10th	37, 37	Fernandez	14,609
65	3/10	@St. Louis	1-2	L	(OT)		30-28-7	67	5th/11th	10	Fernandez	*18,568
66	3/12	Edmonton	4-3	W			31-28-7	69	5th/11th	12p, 12p, 41, 96p	Fernandez	*18,568
67	3/14	Edmonton	1-2	L			31-29-7	69	5th/11th	26p	Fernandez	*18,568
68	3/19	Calgary	3-3	L			31-30-7	69	5th/11th	32p, 37	Fernandez	*18,568
69	3/21	Calgary	2-1	W			32-30-7	71	5th/11th	10p, 12s, 10	Fernandez	*18,568
70	3/22	@Dallas	2-4	L			32-31-7	71	5th/11th	10p, 12p	Fernandez	*18,568
71	3/25	San Jose	1-5	L			32-32-7	71	5th/11th	12	Fernandez	16,839
72	3/28	@Edmonton	3-2	W			33-32-7	73	5th/11th	37s, 96, 12	Fernandez	18,630
73	3/29	@Vancouver	1-2	L			33-33-7	73	5th/11th	12	Fernandez	18,630
74	3/31	@Vancouver	2-1	(SO)			34-33-7	75	5th/11th	32p	Fernandez	*18,568
75	4/2	Detroit	2-3	L			34-34-7	75	5th/12th	96, 10p	Fernandez	*18,568
76	4/4	St. Louis</										



2003-04 MINNESOTA WILD



#	POS	PLAYER	GP	TOI/G	G	A	PTS	+/-	PIM	PP	SH	GW	GTG	SOG	SH%
9	RW	ALEXANDRE DAIGLE	78	15:10	20	31	51	-4	14	6	0	3	0	145	13.8
15	LW	ANDREW BRUNETTE	82	15:32	15	34	49	3	12	7	0	3	1	90	16.7
10	RW	MARIAN GABORIK	65	18:17	18	22	40	10	20	3	0	4	0	220	8.2
33	C	SERGEI ZHLOTOK	59	16:13	13	16	29	4	19	3	0	3	1	115	11.3
24	LW	ANTTI LAAKSONEN	77	16:03	12	14	26	0	20	0	1	1	0	100	12.0
11	LW	PASCAL DUPOUIS	59	15:48	11	15	26	5	20	2	0	1	0	127	8.7
18	RW	RICHARD PARK	73	16:30	13	12	25	0	28	4	0	1	1	142	9.2
37	C	WES WALZ	57	16:18	12	13	25	5	32	0	3	2	0	70	17.1
34	C	JIM DOWD	55	14:07	4	20	24	6	38	2	0	2	0	41	9.8
17	D	FILIP KUBA	77	24:06	5	19	24	-7	28	2	1	2	0	114	4.4
96	LW	PIERRE-MARC BOUCHARD	61	14:00	4	18	22	-7	22	2	0	0	0	60	6.7
32	C	MARC CHOQUINARD	45	15:58	11	10	21	4	17	3	1	2	0	70	15.7
20	D	ANDREI ZYUZIN	65	20:22	8	13	21	4	48	4	0	1	1	104	7.7
28	C	JASON WIEMER	62	13:57	7	11	18	-6	106	1	0	0	2	89	7.9
55	D	NICK SCHULTZ	79	20:19	6	10	16	12	16	1	0	0	1	72	8.3
2	D	WILLIE MITCHELL	70	22:36	1	13	14	12	83	0	0	0	0	58	1.7
19	LW	STEPHANE VEILLEUX	19	14:20	2	8	10	0	20	1	1	1	0	37	5.4
25	C	RICKARD WALLIN*	15	14:20	5	4	9	1	14	3	0	1	0	16	31.3
26	LW	CHRISTOPH BRANDNER	35	13:20	4	5	9	-2	8	1	0	0	0	50	8.0
12	LW	MATT JOHNSON	57	6:27	7	1	8	4	177	0	0	1	0	21	33.3
21	RW	ERIC CHOQUINARD	48	13:36	3	4	7	-7	6	0	0	1	0	45	6.7
36	D	ALEX HENRY	71	14:53	2	4	6	4	106	0	0	0	0	37	5.4
8	RW	BRENT BURNS*	36	13:29	1	5	6	-10	12	0	0	0	0	34	2.9
6	D	JASON MARSHALL	12	15:36	1	4	5	-1	18	1	0	0	0	16	6.3
5	D	BRAD BOMBARDIR	56	20:14	1	2	3	-10	21	0	0	1	0	38	2.6
6	D	ZBYNEK MICHALEK*	22	14:13	1	1	2	-7	4	0	0	0	0	17	5.9
4	D	BRAD BROWN	30	9:41	0	1	1	-1	54	0	0	0	0	14	0.0
14	C	DARBY HENDRICKSON	14	14:12	1	0	1	-7	6	0	0	0	0	14	7.1
71	D	TRAVIS ROCHE*	5	16:07	0	1	1	-3	0	0	0	0	0	5	.0
27	RW	KYLE WANVIG*	6	13:48	0	1	1	-2	10	0	0	0	0	16	.0

#	GOALTENDER	GP	W	L	T	SA	GA	GAA	SV	SV%	SO	A	PIM	MIN
30	DWAYNE ROLOSON	48	19	18	11	1,323	89	1.88	1,234	.933	5	1	8	2,847
35	MANNY FERNANDEZ	37	11	14	9	1,056	90	2.49	966	.915	2	0	2	2,166

* ROOKIE



2003-04 GAME-BY-GAME

GAME	DATE	OPPONENT	RESULT	W	L	T	OTL	RECORD	PTS	DIVISION/ CONF. RANK	WILD GOALS (BY #)	WILD GOALTENDERS	ATT.
1	10/8	@Chicago	0-1	L				0-1-0-0	0	5th/15th	-	Rolosen	13,903
2	10/10	N.Y. Rangers	5-3	W				1-1-0-0	2	4th/8th	96,17,12,5,9	Fernandez	*18,568
3	10/12	San Jose	2-3	L				1-2-0-0	2	5th/11th	26,8	ROLOSON, Fernandez	*18,568
4	10/16	Colorado	2-5	L				1-3-0-0	2	5th/14th	9p,14	Fernandez	*18,568
5	10/18	Vancouver	2-2	T				1-3-1-0	3	5th/14th	34p,12	Rolosen	*18,568
6	10/19	@Dallas	1-3	L				1-4-1-0	3	5th/14th	26p	Fernandez	18,213
7	10/21	Calgary	2-3	L				1-5-1-0	3	5th/15th	18,20p	Rolosen	*18,064
8	10/24	@Florida	4-3	W				2-5-1-0	5	5th/14th	18,24,9p,37	Rolosen	15,539
9	10/25	@Tampa Bay	2-3	L				2-6-1-0	5	5th/14th	96p,32p	Fernandez	16,223
10	10/28	@Buffalo	3-1	W				3-6-1-0	7	5th/11th	37s,9p,15p	Fernandez	11,919
11	10/30	Atlanta	3-2	W				4-6-1-0	9	4th/10th	15p,37,17p	Fernandez	*18,064
12	11/1	Washington	2-1	W				5-6-1-0	11	3rd/7th	37,15p	Rolosen	*18,568
13	11/4	@Colorado	4-4	T				5-6-2-0	12	3rd/7th	24,15,26,24	Fernandez	18,007
14	11/7	@Calgary	3-0	W				6-6-2-0	14	3rd/7th	32,18p,11	Rolosen	13,839
15	11/8	@Vancouver	3-4	L				6-7-2-0	14	3rd/7th	11,10,9	Fernandez,ROLOSON	18,630
16	11/11	Vancouver	1-0	W				7-7-2-0	16	3rd/6th	33	Rolosen	*18,568
17	11/13	Edmonton	0-2	L				7-8-2-0	16	4th/9th	-	Rolosen	*18,568
18	11/15	Detroit	1-1	T				7-8-3-0	17	4th/8th	15p	Rolosen	*18,568
19	11/19	@Pittsburgh	6-2	W				8-8-3-0	19	4th/8th	24,33,24,10,9,11	Rolosen	10,957
20	11/20	@Philadelphia	1-3	L				8-9-3-0	19	4th/9th	9	Fernandez	19,148
21	11/22	Detroit	2-5	L				8-10-3-0	19	4th/7th	18p,9	Rolosen	*18,568
22	11/26	Dallas	1-3	L				8-11-3-0	19	5th/13th	28	Fernandez	*18,568
23	11/28	San Jose	1-2	L				8-12-3-0	19	5th/14th	15	Rolosen	*18,568
24	11/30	Anaheim	1-1	T				8-12-4-0	20	5th/13th	37	Fernandez	*18,568
25	12/3	@Edmonton	1-0	W				9-12-4-0	22	5th/13th	10p	Fernandez	16,198
26	12/5	@Calgary	1-2	L				9-13-4-0	22	5th/13th	11	Fernandez	14,669
27	12/6	@Vancouver	1-1	T				9-13-5-0	23	5th/13th	26	Rolosen	18,630
28	12/9	Calgary	2-1	W				10-13-5-0	25	5th/13th	20,11p	Fernandez	*18,568
29	12/11	Toronto	0-1	L				10-14-5-0	25	5th/13th	-	Rolosen	*18,568
30	12/13	Buffalo	3-2	W				11-14-5-0	27	5th/13th	28,24,34	Fernandez	*18,568
31	12/15	@Phoenix	5-2	W				12-14-5-0	29	4th/12th	28p,12,15,37,9	Rolosen	13,462
32	12/17	@Colorado	3-2	W				13-14-5-0	31	4th/9th	11,17p,33	Rolosen	18,007
33	12/18	@Edmonton	1-1	T				13-14-6-0	32	4th/9th	33p	Fernandez	16,145
34	12/20	Columbus	5-2	W				14-14-6-0	34	4th/8th	37s,12,20,37,33	Rolosen	*18,568
35	12/23	Nashville	3-3	T				14-14-7-0	35	4th/9th	10,18,28	Fernandez	*18,568
36	12/26	@Detroit	2-2	T				14-14-8-0	36	4th/10th	10,37	Rolosen	20,066
37	12/29	@Calgary	2-2	T				14-14-9-0	37	4th/10th	11,18p	Rolosen	16,279
38	12/30	@Edmonton	2-2	T				14-14-10-0	38	4th/10th	2,55	Fernandez	16,839
39	1/2	Edmonton	1-2	L				14-15-10-0	38	4th/11th	12	Rolosen	*18,568
40	1/4	@Colorado	1-3	L				14-16-10-0	38	4th/11th	28	Fernandez	18,007
41	1/5	@St. Louis	1-1	T				14-16-11-0	39	4th/11th	20	Rolosen	19,411
42	1/7	Chicago	7-4	W				15-16-11-0	41	4th/11th	28,21,55,18,21,11,24	Fernandez,ROLOSON	*18,568
43	1/9	Phoenix	0-2	L				15-17-11-0	41	4th/11th	-	Rolosen	*18,568
44	1/12	Nashville	3-3	T				15-17-12-0	42	4th/11th	18,17s,33	Fernandez	*18,568
45	1/14	Los Angeles	2-2	T				15-17-13-0	43	4th/11th	15p,55	Rolosen	*18,568
46	1/16	Pittsburgh	4-2	W				16-17-13-0	45	4th/11th	15,9,17,24	Rolosen	*18,568
47	1/17	@St. Louis	2-2	T				16-17-14-0	46	4th/11th	96,55p	Fernandez	19,530
48	1/19	@Nashville	0-2	L				16-18-14-0	46	4th/11th	-	Fernandez	11,572
49	1/21	Chicago	4-2	W				17-18-14-0	48	4th/10th	11,18,34,18	Rolosen	*18,568
50	1/23	@Anheim	2-6	L				17-19-14-0	48	4th/11th	9p,9p	Rolosen	17,174
51	1/24	@San Jose	0-4	L				17-20-14-0	48	4th/11th	-	Fernandez	17,496
52	1/26	@Los Angeles	2-2	T				17-20-15-0	49	4th/11th	18p,34p	Rolosen	18,118
53	1/29	Montreal	2-3	L			OTL	17-20-15-1	50	4th/11th	23p,24	Rolosen	*18,568
54	1/31	@Columbus	1-2	L			OTL	17-20-15-2	51	4th/11th	33	Rolosen	18,136
55	2/2	St. Louis	4-0	W				18-20-15-2	53	4th/10th	37,33,11,37s	Rolosen	*18,064
56	2/4	@NY Rangers	4-3	W				19-20-15-2	55	4th/10th	24,33p,33p,10	Rolosen	18,200
57	2/10	Los Angeles	1-3	L				19-21-15-2	55	4th/10th	15p	Rolosen	*18,568
58	2/13	Edmonton	3-0	W				20-21-15-2	57	4th/10th	33,32,11p	Rolosen	*18,568
59	2/15	Calgary	1-2	L				20-22-15-2	57	4th/10th	33	Rolosen	*18,568
60	2/17	@New Jersey	4-4	T				20-22-16-2	58	4th/10th	10,33,10,10p	Fernandez	12,426
61	2/19	Vancouver	6-2	W				21-22-16-2	60	4th/10th	32,24s,15,32,36,10	Rolosen	*18,568
62	2/22	Colorado	1-3	L				21-23-16-2	60	5th/11th	32	Rolosen	*18,568
63	2/26	@Nashville	0-4	L				21-24-16-2	60	5th/12th	-	Fernandez	13,033
64	2/27	@Dallas	1-3	L				21-25-16-2	60	5th/12th	15	Fernandez	18,532
65	2/29	Carolina	3-3	T				21-25-17-2	61	5th/12th	20p,20,10	Fernandez	*18,568
66	3/3	@Anheim	0-2	L				21-26-17-2	61	5th/12th	-	Fernandez	12,747
67	3/4	@Los Angeles	1-1	T				21-26-18-2	62	5th/12th	28	Rolosen	18,118
68	3/7	@Phoenix	1-1	T				21-26-19-2	63	5th/12th	15	Rolosen	14,603
69	3/9	@San Jose	4-3	W				22-26-19-2	65	5th/12th	12,15,6,9	Fernandez	14,703
70	3/10	@Vancouver	1-1	T				22-26-					



2002-03 MINNESOTA WILD



#	POS	PLAYER	GP	TOI/G	G	A	PTS	+/-	PIM	PP	SH	GW	GTG	SOG	SH%
10	LW	MARIAN GABORIK	81	17:24	30	35	65	12	46	5	1	8	0	280	10.7
11	LW	PASCAL DUPUIS	80	17:30	20	28	48	17	44	6	0	4	1	183	10.9
7	C	CLIFF RONNING	80	17:25	17	31	48	-6	24	8	0	5	0	171	9.9
15	LW	ANDREW BRUNETTE	82	14:29	18	28	46	-10	30	9	0	2	3	97	18.5
33	RW	SERGEI ZHOLTOK	78	16:36	16	26	42	1	18	3	0	2	2	153	10.5
37	C	WES WALZ	80	15:56	13	19	32	11	63	0	0	4	0	115	11.3
24	LW	ANTTI LAAKSONEN	82	15:55	15	16	31	4	26	1	2	4	2	106	14.2
17	D	FILIP KUBA	78	23:56	8	21	29	0	29	4	2	1	0	129	6.2
34	C	JIM DOWD	78	13:03	8	17	25	-1	31	3	1	2	0	79	10.1
18	RW	RICHARD PARK	81	16:36	14	10	24	-3	16	2	2	3	1	149	9.4
96	C	PIERRE-MARC BOUCHARD*	50	13:16	7	13	20	1	18	5	0	1	0	53	13.2
20	D	ANDREI ZYUZIN	67	21:38	4	13	17	-8	36	2	0	0	0	113	3.5
5	D	BRAD BOMBARDIR	58	22:01	1	14	15	15	16	1	0	0	0	55	1.8
2	D	LILLIE MITCHELL	69	21:28	2	12	14	13	84	0	1	1	0	67	3.0
77	D	WUBOMIR SEKERAS	60	18:52	2	9	11	-12	30	1	0	1	0	50	4.0
28	LW	JEREMY STEVENSON	32	10:48	5	6	11	6	69	1	0	1	0	29	17.2
55	D	NICK SCHULTZ	75	18:28	3	7	10	11	23	0	0	1	0	70	4.3
16	RW	BILL MUCKALT	8	13:00	5	3	8	5	6	0	0	0	0	13	38.5
12	L	MATT JOHNSON	60	7:24	3	5	8	-8	201	0	0	1	0	24	12.5
14	C	DARBY HENDRICKSON	28	15:16	1	5	6	-3	8	0	0	0	0	34	2.9
23	D	JASON MARSHALL	45	11:24	1	5	6	4	69	0	0	0	0	40	2.5
4	D	BRAD BROWN	57	9:14	0	1	1	-1	90	0	0	0	0	10	0.0
19	LW	STEPHANE VEILLEUX*	38	12:08	3	2	5	-6	23	1	0	0	0	52	5.8
3	D	LADISLAV BENYSEK	14	11:26	0	0	0	-3	8	0	0	0	0	7	0.0
27	RW	KYLE WANVIG*	7	9:14	1	0	1	0	13	0	0	0	0	5	20.0
25	C	RICKARD WALLIN*	4	7:44	1	0	1	1	0	0	0	1	0	1	100.0
9	LW	HNAT DOMENICHELLI	1	11:11	0	0	0	0	0	0	0	0	0	1	0.0
6	LW	JEAN-GUY TRUDEL	1	5:37	0	0	0	0	2	0	0	0	0	0	0.0
38	D	CURTIS MURPHY	1	8:56	0	0	0	0	0	0	0	0	0	0	0.0

#	GOALTENDER	GP	W	L	T	SA	GA	GAA	SV	SV%	SO	A	PIM	MIN
30	DWAYNE ROLOSON	50	23	16	8	1,334	98	2.00	1,236	.927	4	1	4	2,945
35	MANNY FERNANDEZ	34	19	13	2	972	74	2.24	898	.924	2	1	6	1,979
31	DIETER KOCHAN	1	0	1	0	28	5	5.00	23	.821	0	0	0	60

* ROOKIE



2002-03 GAME-BY-GAME

GAME	DATE	OPPONENT	RESULT	W	L	T	OTL	RECORD	PTS	DIVISION/ CONF. RANK	WILD GOALS (BY #)	WILD GOALTENDERS	ATT.
1	10/11	Boston	5-1	W				1-0-0-0	2	1st/2nd	18p,37,15,33,34s	Fernandez	*18,568
2	10/12	@ St. Louis	2-2			T		1-0-1-0	3	2nd/5th	7p,15p	Rolosen	16,294
3	10/15	Florida	4-1	W				2-0-1-0	5	1st/2nd	16,24s,5p,16	Fernandez	*18,064
4	10/17	Dallas	3-1	W				3-0-1-0	7	1st/1st	10p,10,16	Fernandez	*18,568
5	10/19	Detroit	3-5	L				3-1-1-0	7	2nd/5th	37,16,24	Rolosen	*19,344
6	10/22	Calgary	4-3	W				4-1-1-0	9	1st/1st	16,10p,24,7p	Fernandez	*18,064
7	10/24	@ Chicago	3-2	W				5-1-1-0	11	1st/1st	11,15p,15	Rolosen	11,137
8	10/26	@ Phoenix	6-1	W				6-1-1-0	13	1st/1st	15p,10,11,10,37,15p	Fernandez	10,236
9	10/27	@ Colorado	3-3			T		6-1-2-0	14	1st/1st	19p,11,24	Rolosen	18,007
10	10/29	Colorado	3-2	W				7-1-2-0	16	1st/1st	10p,33,77	Fernandez	*18,568
11	10/31	San Jose	2-1	W				8-1-2-0	18	1st/1st	33,33	Rolosen	*18,064
12	11/2	Vancouver	2-4	L				8-2-2-0	18	1st/1st	10,7	Fernandez	*18,568
13	11/4	@ Los Angeles	5-2	W				9-2-2-0	20	1st/1st	10p,10s,7,10,24	Rolosen	15,693
14	11/7	@ Phoenix	1-4	L				9-3-2-0	20	1st/1st		FERNANDEZ, Rolosen	11,107
15	11/9	@ San Jose	4-2	W				10-3-2-0	22	1st/2nd		Rolosen	17,496
16	11/10	@ Anaheim	0-1	L				10-4-2-0	22	1st/2nd	7p,10,96p,37	Fernandez	14,070
17	11/12	Edmonton	2-3	L				10-5-2-0	22	1st/2nd	15,11p	Rolosen	*18,064
18	11/14	Pittsburgh	1-1	T				10-5-3-0	23	1st/2nd	18	Fernandez	*18,568
19	11/16	Washington	1-0	W				11-5-3-0	25	1st/2nd	11	Rolosen	*18,568
20	11/19	Los Angeles	2-2			T		11-5-4-0	26	1st/2nd	10,33	Rolosen	*18,064
21	11/21	@ Washington	4-3	W				12-5-4-0	28	2nd/4th	24,19,15p,11	Rolosen	12,838
22	11/23	Nashville	4-2	W				13-5-4-0	30	2nd/3rd	15,10,10p,10	Fernandez	*18,568
23	11/25	Vancouver	1-2	L				13-6-4-0	30	2nd/3rd	15	Fernandez	*18,064
24	11/27	@ Dallas	0-5	L				13-7-4-0	30	2nd/4th		Fernandez	18,532
25	11/29	Colorado	2-2			T		13-7-5-0	31	2nd/4th	18p,24	Rolosen	*18,568
26	12/3	@ Edmonton	1-2				OTL	13-7-5-1	32	1st/3rd	11	Fernandez	15,527
27	12/5	@ Calgary	1-1			T		13-7-6-1	33	1st/2nd	15	Rolosen	14,118
28	12/7	@ Vancouver	4-2	W				14-7-6-1	35	2nd/4th	17p,10,10,10	Rolosen	18,422
29	12/10	Tampa Bay	5-3	W				15-7-6-1	37	2nd/4th	96p,18,37,10,2s	Fernandez	*18,064
30	12/12	@ Detroit	3-2	W				16-7-6-1	39	1st/2nd	37,18,25	Rolosen	20,558
31	12/14	@ Nashville	1-3	L				16-8-6-1	39	2nd/4th	15p	Fernandez	14,224
32	12/15	Carolina	2-1	L				17-8-6-1	41	2nd/4th	7,17p	Rolosen	*18,568
33	12/17	Edmonton	4-3	W				18-8-6-1	43	2nd/3rd	27,10,18,18	Fernandez	*18,568
34	12/19	NY Islanders	2-4	L				18-9-6-1	43	2nd/4th	33,7	Rolosen	*18,568
35	12/21	@ Colorado	2-4	L				18-10-6-1	43	2nd/4th	10,34p	Fernandez	18,007
36	12/23	Calgary	2-3	L				18-11-6-1	43	2nd/5th	18s,10	Rolosen	*18,568
37	12/26	@ Chicago	2-2			T		18-11-7-1	44	2nd/4th	37,19	Rolosen	18,863
38	12/28	@ Buffalo	4-3	W				19-11-7-1	46	2nd/4th	10,11p,34,24	Fernandez	12,006
39	12/31	Anaheim	4-1	W				20-11-7-1	48	2nd/4th	28,55,12,24	Rolosen	*18,568
40	1/2	@ Edmonton	2-1	W				21-11-7-1	50	2nd/5th	20,34	Fernandez	16,839
41	1/4	@ Calgary	2-3	L				21-12-7-1	50	2nd/5th	20p,15	Rolosen	15,974
42	1/6	Los Angeles	2-3	L				21-13-7-1	50	2nd/5th	33p,11	Fernandez, ROLOSON	*18,568
43	1/8	Columbus	1-2	L				21-14-7-1	50	2nd/6th	96	Rolosen	*18,568
44	1/10	Phoenix	2-1	W				22-14-7-1	52	2nd/5th	20p,7p	Rolosen	*18,568
45	1/14	Buffalo	0-1	L				22-15-7-1	52	2nd/5th		Rolosen	*18,568
46	1/16	Vancouver	5-2	W				23-15-7-1	54	2nd/5th	18,11p,28,11,10	Rolosen	*18,568
47	1/18	Anaheim	0-1	L				23-16-7-1	54	2nd/5th		Rolosen	*18,568
48	1/20	@ Anaheim	2-1	W				24-16-7-1	56	2nd/5th	55,24	Rolosen	13,331
49	1/23	@ Los Angeles	2-1	W				25-16-7-1	58	2nd/5th	96p,10	Rolosen	16,480
50	1/25	@ San Jose	1-4	L				25-17-7-1	58	2nd/5th	10	Rolosen	17,496
51	1/28	@ Vancouver	2-2			T		25-17-8-1	59	2nd/5th	55,33	Rolosen	18,422
52	1/29	@ Edmonton	1-5	L				25-18-8-1	59	2nd/5th	34	Kochan	16,469
53	2/5	Chicago	2-1	W				26-18-8-1	61	3rd/6th	17p,37	Rolosen	*18,568
54	2/7	San Jose	4-3	W				27-18-8-1	63	3rd/6th	18,11,7p,24s	Rolosen	*18,568
55	2/9	@ New Jersey	2-3	L				27-19-8-1	63	2nd/5th	96p,11	Rolosen	16,744
56	2/10	@ Philadelphia	1-0	W				28-19-8-1	65	3rd/6th	11	Fernandez	19,143
57	2/12	Philadelphia	2-0	W				29-19-8-1	67	3rd/6th	7p,37	Rolosen	*18,568
58	2/14	Phoenix	2-3	L				29-20-8-1	67	3rd/6th	18s,7	Fernandez	*18,568
59	2/15	@ Colorado	2-3	L				29-21-8-1	67	3rd/7th	34,11	Fernandez	18,007
60	2/19	NY Rangers	2-4	L				29-22-8-1	67	3rd/7th	15p,33p	Rolosen	*18,568
61	2/23	St. Louis	3-1	W				30-22-8-1	69	3rd/6th	37,37,17s	Fernandez	*18,568
62	2/25	@ Ottawa	3-0	W				31-22-8-1	71	3rd/7th	18,7p,10	Rolosen	17,371
63	2/27	@ Montreal	6-3	W				32-22-8-1	73	3rd/6th	18,37,33p,10,7,7	Fernandez	21,273
64	3/1	@ St. Louis	0-2	L				32-23-8-1	73	3rd/6th		Rolosen	19,645
65	3/4	New Jersey	3-2	W				33-23-8-1	75	3rd/6th	15,20,2	Fernandez	*18,568
66	3/6	@ Nashville	2-2			T		33-23-9-1	76	3rd/6th	33,11p	Fernandez	13,540
67	3/7	@ Carolina	0-1	L				33-24-9-1	76	3rd/6th		Rolosen	13,224
68	3/9	@ Atlanta	6-4	W				34-24-9-1	78	3rd/7th	34p,33,33,17,11,28	Rolosen, FERNANDEZ	15,484
69	3/12	Dallas	4-2	W				35-24-9-1	80	3rd/6th	14,17s,15p,24	Fernandez	*18,568
70	3/14	Nashville	3-1	W				36-24-9-1	82	3rd/6th	96,34p,7	Rolosen	*18,568
71													



2001-02 MINNESOTA WILD



#	POS	PLAYER	GP	TOI/G	G	A	PTS	+/-	PIM	PP	SH	GW	GTG	SOG	SH%
15	LW	ANDREW BRUNETTE	81	16:02	21	48	69	-4	18	10	0	2	1	106	19.8
10	LW	MARIAN GABORIK	78	16:47	30	37	67	0	34	10	0	4	1	221	13.6
34	C	JIM DOWD	82	15:34	13	30	43	-14	54	5	0	1	0	111	11.7
33	RW	SERGEI ZHOLTOK	73	16:04	19	20	39	-10	28	1	0	2	1	146	13.0
24	LW	ANTTI LAAKSONEN	82	16:20	16	17	33	-5	22	0	0	1	0	104	15.4
37	C	WES WALZ	64	16:42	10	20	30	0	43	0	2	5	0	97	10.3
11	LW	PASCAL DUPUIS*	76	15:08	15	12	27	-10	16	3	2	0	0	154	9.7
18	C	RICHARD PARK	63	16:28	10	15	25	-1	10	2	1	2	0	115	8.7
14	C	DARBY HENDRICKSON	68	16:43	9	15	24	-22	50	2	2	1	0	79	11.4
17	D	FILIP KUBA	62	25:30	5	19	24	-6	32	3	0	1	0	101	5.0
77	D	LUBOMIR SEKERAS	69	22:37	4	20	24	-7	38	4	0	1	0	82	4.9
22	RW	STACY ROEST	58	15:50	10	11	21	-3	8	1	4	2	1	98	10.2
44	C	AARON GAVEY	71	11:55	6	11	17	-21	38	1	0	0	0	75	8.0
2	D	WILLIE MITCHELL	68	21:25	3	10	13	-16	68	0	0	1	0	67	4.5
23	D	JASON MARSHALL	80	16:18	5	6	11	-8	148	1	0	0	0	73	6.8
55	D	NICK SCHULTZ*	52	16:08	4	6	10	0	14	1	0	1	0	47	8.5
3	D	LADISLAV BENYSEK	74	19:09	1	7	8	-12	28	0	0	0	0	44	2.3
9	LW	HNAT DOMENICHELLI	27	12:40	1	5	6	-5	10	0	0	0	0	57	1.8
25	D	ANDY SUTTON	19	10:57	2	4	6	-4	35	1	0	0	0	21	9.5
18	C	SEBASTIEN BORDELEAU	14	13:35	1	4	5	-1	8	0	0	0	0	25	4.0
26	RW	TONY VIRTA	8	13:23	2	3	5	0	0	0	0	0	0	15	13.3
12	LW	MATT JOHNSON	60	7:23	4	0	4	-13	183	0	0	1	0	23	0.0
4	D	BRAD BROWN	51	15:54	0	4	4	-11	123	0	0	0	0	23	17.4
5	D	BRAD BOMBARDIR	28	20:33	1	2	3	-6	14	1	0	0	0	24	4.2
31	C	ROMAN SIMICEK	6	13:16	2	0	2	1	8	0	0	0	0	28	0.0
23	RW	SERGEI KRIVOKRASOV	9	12:13	1	1	2	-1	17	0	0	1	0	13	7.7
36	LW	SYLVAIN BLOUIN	43	9:51	0	2	2	-11	130	0	0	0	0	4	50.0
6	D	MIKE MATTEUCCI	3	10:06	0	0	0	1	2	0	0	0	0	0	0.0
39	D	TRAVIS ROCHE*	4	12:30	0	0	0	-1	2	0	0	0	0	0	0.0
19	D	DAVID CULLEN*	17	14:02	0	0	0	-8	6	0	0	0	0	1	0.0

#	GOALTENDER	GP	W	L	T	SA	GA	GAA	SV	SV%	SO	A	PIM	MIN
31	DEREK GUSTAFSON	1	0	0	0	7	0	0.00	7	1.000	0	0	0	26
30	DWAYNE ROLOSON	45	14	20	7	1,132	112	2.68	1,020	.901	5	0	8	2,506
35	MANNY FERNANDEZ	44	12	24	5	1,157	125	.892	1,032	.892	1	0	4	2,463

* ROOKIE



2001-02 GAME-BY-GAME

GAME	DATE	OPPONENT	RESULT	W	L	T	OTL	RECORD	PTS	DIVISION/CONF. RANK	WILD GOALS (BY #)	WILD GOALTENDERS	ATT.
1	10/6	@ San Jose	0-0				T	0-0-1-0	1	4th/1-11th		Rolosen	16,774
2	10/7	@ Los Angeles	4-3	W				1-0-1-0	3	2nd/3rd	15, 22, 71, 2	Fernandez	16,354
3	10/10	BOSTON	2-1	W				2-0-1-0	5	2nd/2nd	22, 22	Fernandez	*18,568
4	10/12	CHICAGO	6-4	W				3-0-1-0	7	t-1st/t-1st	42, 34, 22, 17, 15, 42	Rolosen	*18,568
5	10/14	EDMONTON	3-3				T	3-0-2-0	8	3rd/t-3rd	77, 22, 10	Fernandez	*18,064
6	10/16	SAN JOSE	3-3				T	3-0-3-0	9	t-1st/t-2nd	10, 34, 24	Rolosen	*18,064
7	10/19	ST. LOUIS	3-2				OTL	3-0-3-1	10	3rd/4th	33, 44	Fernandez	*18,568
8	10/24	CAROLINA	3-7				L	3-1-3-1	10	t-3rd/t-5th	34, 15, 10	FERNANDEZ, Rolosen	*18,064
9	10/27	@ Calgary	2-4				L	3-2-3-1	10	4th/10th	10, 12	Rolosen	14,088
10	10/30	@ Nashville	4-2	W				4-2-3-1	12	4th/t-7th	14, 15, 25, 14	Rolosen	12,522
11	10/31	NASHVILLE	4-6				L	4-3-3-1	12	4th/10th	31, 37, 34, 10	Fernandez	*18,064
12	11/2	COLORADO	4-2	W				5-3-3-1	14	t-3rd/t-8th	15, 24, 34, 31	Rolosen	*19,014
13	11/4	EDMONTON	0-2				L	5-4-3-1	14	t-3rd/9th		Rolosen	*18,064
14	11/6	@ N.Y. Rangers	1-3				L	5-5-3-1	14	4th/10th	11	Fernandez	17,454
15	11/8	@ Boston	5-3	W				6-5-3-1	16	3rd/t-7th	34, 17, 15, 33, 15	Rolosen	12,235
16	11/11	VANCOUVER	0-5				L	6-6-3-1	16	3rd/9th		FERNANDEZ, Rolosen	*18,568
17	11/13	ATLANTA	4-2	W				7-6-3-1	18	3rd/t-7th	10, 10, 10, 11	Fernandez	*18,064
18	11/14	@ Colorado	0-1				L	7-7-3-1	18	3rd/t-7th		Rolosen	18,007
19	11/16	@ Detroit	3-8				L	7-8-3-1	18	5th/11th	18, 44, 15	ROLOSON, Fernandez	20,058
20	11/18	LOS ANGELES	2-2				T	7-8-4-1	19	5th/11th	33, 10	Rolosen	*18,064
21	11/20	@ Phoenix	1-2				OTL	7-8-4-2	20	t-4th/t-10th	10	Rolosen	10,480
22	11/21	@ San Jose	2-0	W				8-8-4-2	22	t-3rd/t-7th	14, 34	Fernandez	17,496
23	11/23	PHOENIX	5-2	W				9-8-4-2	24	3rd/t-6th	34, 11, 37, 10, 10	Rolosen	*18,568
24	11/25	DALLAS	3-4				L	9-9-4-2	24	t-4th/t-7th	34, 77, 11	Rolosen	*19,042
25	11/27	VANCOUVER	2-1	W				10-9-4-2	26	3rd/t-6th	33, 11	Fernandez	*18,064
26	11/29	FLORIDA	6-0	W				11-9-4-2	28	3rd/t-6th	55, 11, 33, 24, 10, 44	Rolosen	*18,064
27	12/2	ST. LOUIS	4-4				T	11-9-5-2	29	3rd/8th	3, 14, 11, 15	Rolosen	*18,568
28	12/5	@ Chicago	2-4				L	11-10-5-2	29	4th/10th	77, 2	Fernandez	11,085
29	12/8	@ Philadelphia	1-5				L	11-11-5-2	29	4th/10th	37	ROLOSON, Fernandez	19,548
30	12/10	@ Montreal	0-4				L	11-12-5-2	29	4th/10th		Fernandez	17,727
31	12/14	@ Pittsburgh	5-2	W				12-12-5-2	31	4th/10th	33, 33, 10, 11, 37	Fernandez	13,378
32	12/16	COLORADO	2-3				OTL	12-12-5-3	32	t-4th/t-9th	34, 14	Rolosen	*18,568
33	12/18	ANAHEIM	1-5				L	12-13-5-3	32	t-4th/t-11th	15	Fernandez	*18,568
34	12/22	@ Vancouver	2-1	W				13-13-5-3	34	4th/11th	33, 37	Fernandez	16,337
35	12/23	@ Colorado	3-6				L	13-14-5-3	34	4th/11th	34, 15, 44	Rolosen	18,007
36	12/26	DETROIT	3-3				T	13-14-6-3	35	4th/11th	23, 18, 2	Fernandez	*18,568
37	12/28	@ Edmonton	2-3				L	13-15-6-3	35	4th/11th	44, 15	Rolosen	16,839
38	12/29	@ Calgary	3-4				L	13-16-6-3	35	5th/12th	23, 11, 12	Fernandez	16,730
39	12/31	@ Detroit	2-4				L	13-17-6-3	35	5th/12th	14, 10	Fernandez	20,058
40	1/2	TAMPA BAY	2-0	W				14-17-6-3	37	4th/11th	10, 14	Rolosen	*18,568
41	1/4	NASHVILLE	2-1	W				15-17-6-3	39	4th/t-10th	15, 77	Fernandez	*18,568
42	1/6	BUFFALO	1-4				L	15-18-6-3	39	5th/12th	24	Rolosen	*18,568
43	1/8	MONTREAL	4-2	W				16-18-6-3	41	4th/11th	24, 37, 37, 33	Fernandez	*18,568
44	1/10	@ Nashville	2-2				T	16-18-7-3	42	4th/11th	33, 33	Rolosen	12,734
45	1/11	ANAHEIM	2-2				T	16-18-8-3	43	4th/11th	17, 24	Fernandez	*18,568
46	1/13	DALLAS	1-3				L	16-19-8-3	43	t-4th/t-11th	24	Fernandez	*18,568
47	1/15	@ Carolina	0-2				L	16-20-8-3	43	5th/12th		Rolosen	10,712
48	1/18	@ Columbus	3-1	W				17-20-8-3	45	t-4th/t-11th	17, 17, 10	Fernandez	18,136
49	1/19	@ Ottawa	1-4				L	17-21-8-3	45	5th/12th	37	Fernandez	17,398
50	1/23	@ Anaheim	2-3				OTL	17-21-8-4	46	5th/12th	18, 10	Rolosen	9,511
51	1/24	@ Los Angeles	1-4				L	17-22-8-4	46	5th/13th	55	Fernandez	15,917
52	1/26	NEW JERSEY	2-2				T	17-22-9-4	47	5th/t-12th	14, 22	Rolosen	*18,568
53	1/28	CALGARY	2-3				OTL	17-22-9-5	48	5th/12th	33, 15	Fernandez	*18,568
54	1/30	LOS ANGELES	0-2				L	17-23-9-5	48	5th/13th		Rolosen	*18,568
55	2/5	@ Toronto	1-3				L	17-24-9-5	48	5th/13th	11	Fernandez	19,217
56	2/6	@ Washington	1-2				L	17-25-9-5	48	5th/14th	18	Rolosen	16,224
57	2/8	COLORADO	0-6				L	17-26-9-5	48	5th/14th		FERNANDEZ, Rolosen	*18,568
58	2/10	N.Y. ISLANDERS	4-3	W				18-26-9-5	50	5th/13th	11, 18, 33, 33	Rolosen	*18,568
59	2/12	@ Columbus	3-3				T	18-26-10-5	51	5th/13th	33, 23, 33	Fernandez	18,136
60	2/13	DETROIT	0-2				L	18-27-10-5	51	5th/t-13th		Rolosen	*18,568
61	2/27	@ Anaheim	5-3	W				19-27-10-5	53	5th/13th	23, 55, 5, 12, 24	Rolosen	10,022
62	3/2	@ Vancouver	3-6				L	19-28-10-5	53	5th/13th	12, 22, 34	FERNANDEZ, Rolosen	18,422
63	3/5	N.Y. RANGERS	2-3				OTL	19-28-10-6	54	5th/13th	10, 24	Fernandez	*18,568
64	3/7	@ St. Louis	3-0	W				20-28-10-6	56	5th/13th	24, 10, 10	Rolosen	18,792
65	3/8	@ Dallas	5-3	W				21-28-10-6	58	5th/13th	10, 14, 15, 22, 11	Fernandez	18,532
66	3/10	COLUMBUS	5-0	W				22-28-10-6	60	5th/13th	10, 10, 11, 10, 33	Rolosen	*18,568
67	3/12	OTTAWA	3-4				OTL	22-28-10-7	61	5th/t-12th	18, 15, 11	Fernandez	*18,0



2000-01 MINNESOTA WILD



#	POS	PLAYER	GP	TOI/G	G	A	PTS	+/-	PIM	PP	SH	GW	GTG	SOG	SH%
18	C	SCOTT PELLERIN	58	18:40	11	28	39	6	45	2	2	2	0	117	9.4
10	LW	MARIAN GABORIK*	71	15:26	18	18	36	-6	32	6	0	3	0	179	10.1
77	D	LUBOMIR SEKERAS	80	21:13	11	23	34	-8	52	4	0	2	0	102	10.8
37	C	WES WALZ	82	16:45	18	12	30	-8	37	0	7	3	0	152	11.8
17	D	FILIP KUBA*	75	24:16	9	21	30	-6	28	4	0	4	1	141	6.4
14	C	DARBY HENDRICKSON	72	15:50	18	11	29	1	36	3	1	1	1	114	15.8
34	C	JIM DOWD	68	17:50	7	22	29	-6	80	0	0	0	1	92	7.6
24	LW	ANTTI LAAKSONEN	82	16:27	12	16	28	-7	24	0	2	1	0	129	9.3
22	C	STACY ROEST	76	14:01	7	20	27	3	20	1	0	1	0	125	5.6
44	C	AARON GAVEY	75	14:00	10	14	24	-8	52	1	0	2	0	100	10.0
25	RW	SERGEI KRIVOKRASOV	54	13:05	7	15	22	-1	20	2	0	1	0	107	6.5
21	D	SEAN O'DONNELL	63	23:00	4	12	16	-2	128	1	0	1	0	58	6.9
5	D	BRAD BOMBARDIR	70	20:50	0	15	15	-6	42	0	0	0	0	81	0.0
21	LW	CAM STEWART	54	13:12	4	9	13	-3	18	0	1	0	1	61	6.6
20	RW	MAXIM SUSHINSKY	30	14:01	7	4	11	-7	29	3	0	0	0	62	11.3
19	RW	JEFF NIELSEN	59	13:33	3	8	11	-16	4	1	0	1	0	82	3.7
2	D	WILLIE MITCHELL*	17	20:49	1	7	8	4	11	0	0	0	0	16	6.3
42	D	ANDY SUTTON	69	12:55	3	4	7	-11	131	2	0	0	0	64	4.7
3	D	LADISLAV BENYSEK*	71	18:25	2	5	7	-11	38	1	0	0	0	48	4.2
45	LW	PETER BARTOS	13	13:55	4	2	6	2	6	1	0	1	0	18	22.2
16	C	ROMAN SIMICEK	28	12:44	2	4	6	-4	21	0	0	0	0	14	14.3
36	LW	SYLVAIN BLOUIN	41	9:54	3	2	5	-5	117	0	0	0	0	37	8.1
7	D	CURTIS LESCHYSHYN	54	19:31	2	3	5	-2	19	1	0	1	0	43	4.7
23	LW	PAVEL PATERA	20	14:27	1	3	4	-8	4	0	0	0	0	14	7.1
12	LW	MATT JOHNSON	50	7:43	1	1	2	-6	137	0	0	0	0	21	4.8
23	LW	STEVE MCKENNA	20	7:59	1	1	2	0	19	0	0	0	0	12	8.3
11	LW	KAI NURMINEN	2	15:34	1	0	1	-1	2	0	0	0	0	1	100
11	LW	PASCAL DUPUIS*	4	15:36	1	0	1	0	4	1	0	0	0	8	12.5
15	D	J.J. DAIGNEAULT	1	11:38	0	0	0	-1	2	0	0	0	0	0	0.0
6	D	TRAVIS ROCHE*	1	15:22	0	0	0	0	0	0	0	0	0	0	0.0
40	D	CHRIS ARMSTRONG*	3	18:06	0	0	0	-3	0	0	0	0	0	4	0.0
26	RW	CHRISTIAN MATTE*	3	13:21	0	0	0	0	2	0	0	0	0	8	0.0
28	D	MIKE MATTEUCCI	3	11:29	0	0	0	-2	2	0	0	0	0	3	0.0
32	C	BRIAN BONIN	7	9:46	0	0	0	-3	0	0	0	0	0	7	0.0

#	GOALTENDER	GP	W	L	T	SA	GA	GAA	SV	SV%	SO	A	PIM	MIN
35	MANNY FERNANDEZ	42	19	17	4	1,147	92	2.24	1,055	.920	4	1	6	2,461
30	DEREK GUSTAFSON	4	1	3	0	97	10	2.51	87	.897	0	0	0	239
29	JAMIE MCLENNAN	38	5	23	9	1,032	98	2.64	934	.905	2	1	4	2,230
31	ZAC BIERK	1	0	1	0	27	6	6.00	21	.778	0	0	2	60



2000-01 GAME-BY-GAME

GAME	DATE	OPPONENT	RESULT	W	L	T	OTL	RECORD	PTS	DIVISION/ CONF. RANK	WILD GOALS (BY #)	WILD GOALTENDERS	ATT.
1	10/6	@ Anaheim	1-3	L				0-1-0-0	0	0/0	10	McLennan	16,520
2	10/7	@ Phoenix	1-4	L				0-2-0-0	0	5th/14th	34	Fernandez	13,089
3	10/11	PHILADELPHIA	3-3	T				0-2-1-0	1	5th/14th	14, 10, 37	Fernandez	*18,827
4	10/13	@ St. Louis	0-2	L				0-3-1-0	1	4th/14th		McLennan	19,576
5	10/15	EDMONTON	3-5	L				0-4-1-0	1	5th/15th	77, 20, 20	McLennan	*18,064
6	10/18	TAMPA BAY	6-5	W				1-4-1-0	3	5th/15th	20, 21, 20, 33, 10, 10	McLennan	*18,064
7	10/20	SAN JOSE	1-3	L				1-5-1-0	3	5th/14th	12	McLennan	*18,064
8	10/22	FLORIDA	0-0	T				1-5-2-0	4	5th/14th		McLennan	*18,064
9	10/24	@ Montreal	2-2	T				1-5-3-0	5	5th/14th	37, 24	McLennan	19,011
10	10/25	@ Toronto	1-6	L				1-6-3-0	5	5th/14th	37	MCLENNAN, Fernandez	19,114
11	10/27	CALGARY	3-1	W				2-6-3-0	7	5th/14th	14, 17, 44	Fernandez	*18,064
12	10/29	CHICAGO	2-3	L				2-7-3-0	7	5th/13th	10, 33	Fernandez	*18,064
13	11/3	@ Edmonton	0-3	L				2-8-3-0	7	4th/13th		McLennan	12,811
14	11/5	@ Calgary	3-2	W				3-8-3-0	9	4th/13th	37, 37, 24	Fernandez	15,330
15	11/7	@ Colorado	0-2	L				3-9-3-0	9	4th/13th		McLennan	18,007
16	11/8	CALGARY	0-1	L				3-10-3-0	9	5th/14th		Fernandez	*18,064
17	11/10	@ Chicago	5-2	W				4-10-3-0	11	5th/15th	21, 17, 10, 22, 24	Fernandez	15,348
18	11/12	EDMONTON	4-5	L			OTL	4-10-3-1	12	5th/15th	77, 77, 16, 22	Fernandez	*18,064
19	11/15	N.Y. RANGERS	2-3	L				4-11-3-1	12	5th/15th	11, 77	Fernandez	*18,568
20	11/17	@ Buffalo	1-3	L				4-12-3-1	12	5th/15th	45	McLennan	16,590
21	11/18	@ Boston	6-1	W				5-12-3-1	14	5th/15th	20, 77, 77, 20, 14, 45	Fernandez	14,465
22	11/22	CALGARY	1-1	T				5-12-4-1	15	5th/15th	19	McLennan	*18,064
23	11/24	VANCOUVER	2-0	W				6-12-4-1	17	5th/15th	45, 20	Fernandez	*18,568
24	11/26	VANCOUVER	4-2	W				7-12-4-1	19	5th/14th	24, 24, 37, 24	Fernandez	*18,064
25	11/28	@ San Jose	1-4	L				7-13-4-1	19	4th/13th	3	McLennan	17,247
26	11/30	@ Phoenix	0-2	L				7-14-4-1	19	5th/14th		Fernandez	12,447
27	12/2	@ Los Angeles	2-3	L				7-15-4-1	19	5th/14th	34, 25	Fernandez	16,270
28	12/7	@ Chicago	4-2	W				8-15-4-1	21	5th/14th	24, 44, 17, 37	Fernandez	12,644
29	12/8	ANAHEIM	0-1	L			OTL	8-15-4-2	22	5th/14th		McLennan	*18,064
30	12/10	NASHVILLE	1-2	L				8-16-4-2	22	5th/14th	14	McLennan	*18,064
31	12/13	CAROLINA	1-1	T				8-16-5-2	23	5th/14th	33	Fernandez	*18,064
32	12/14	@ Washington	1-2	L				8-17-5-2	23	5th/14th	44	McLennan	11,392
33	12/17	DALLAS	6-0	W				9-17-5-2	25	5th/14th	19, 10, 45, 14, 77, 14	Fernandez	*18,834
34	12/20	OTTAWA	2-2	T				9-17-6-2	26	5th/14th	14, 14	McLennan	*18,064
35	12/22	LOS ANGELES	4-3	W				10-17-6-2	29	5th/14th	37, 25, 34, 22	Fernandez	*18,564
36	12/27	@ Detroit	5-3	W				11-17-6-2	30	5th/14th	10, 33, 33, 27, 24	Fernandez	19,995
37	12/29	PHOENIX	2-2	T				11-17-7-2	31	5th/14th	42, 34	McLennan	*18,568
38	12/31	ANAHEIM	3-2	W				12-17-7-2	33	5th/14th	33, 44, 77	Fernandez	*18,064
39	1/3	ATLANTA	1-1	T				12-17-8-2	34	5th/14th	4	McLennan	*18,064
40	1/5	DETROIT	3-2	W				13-17-8-2	36	5th/14th	19, 17, 17	Fernandez	*18,568
41	1/6	@ St. Louis	1-5	L				13-18-8-2	36	5th/13th	42	MCLENNAN, Fernandez	19,913
42	1/10	WASHINGTON	3-0	W				14-18-8-2	38	5th/13th	44, 33, 22	Fernandez	*18,064
43	1/12	COLORADO	0-5	L				14-19-8-2	38	5th/13th		Fernandez	*18,815
44	1/14	@ N.Y. Rangers	2-4	L				14-20-8-2	38	5th/13th	25, 44	Fernandez	18,200
45	1/15	@ Columbus	0-3	L				14-21-8-2	38	5th/13th		Fernandez	17,154
46	1/17	COLUMBUS	3-2	W				15-21-8-2	40	5th/13th	10, 17, 27	Fernandez	*18,064
47	1/19	N.Y. ISLANDERS	3-2	W				16-21-8-2	42	5th/13th	14, 24, 37	McLennan	*18,568
48	1/21	NEW JERSEY	4-4	L				16-22-8-2	42	5th/13th	27, 3	Fernandez	*18,568
49	1/24	@ Anaheim	5-0	W				17-22-8-2	44	5th/13th	25, 16, 37, 33, 16	Fernandez	11,692
50	1/27	@ Los Angeles	4-1	W				18-22-8-2	46	5th/13th	42, 37, 10, 10	Fernandez	18,118
51	1/30	@ Vancouver	2-3	L			OTL	18-22-8-3	47	5th/13th	10, 44	McLennan	13,948
52	2/6	@ Tampa Bay	4-2	W				19-22-8-3	49	5th/13th	14, 10, 33, 25	McLennan	11,122
53	2/7	@ Florida	1-2	L				19-23-8-3	49	5th/12th	14	Fernandez	12,422
54	2/9	@ Dallas	2-1	W				20-23-8-3	51	5th/13th	34, 10	McLennan	17,001
55	2/11	PITTSBURGH	4-2	W				21-23-8-3	53	5th/13th	34, 22, 4, 37	McLennan	*18,568
56	2/14	@ Pittsburgh	1-2	L				21-24-8-3	53	5th/12th	37	Fernandez	16,997
57	2/16	LOS ANGELES	0-4	L				21-25-8-3	53	5th/12th		McLennan	*18,568
58	2/18	SAN JOSE	3-1	W				22-25-8-3	55	5th/13th	24+, 33, 36	Fernandez	*18,568
59	2/21	@ Dallas	2-6	L				22-26-8-3	55	5th/13th	77, 36	Fernandez	17,001
60	2/23	@ Colorado	1-4	L				22-27-8-3	55	5th/13th	36	McLennan	18,007
61	2/24	@ Nashville	1-2	L				22-28-8-3	55	5th/13th	27	Fernandez	17,113
62	2/26	VANCOUVER	2-5	L				22-29-8-3	55	5th/13th	14, 33	McLennan	*18,064
63	3/1	@ Calgary	1-1	T				22-29-9-3	56	5th/13th	10	Fernandez	16,266
64	3/2	@ Edmonton	1-										



MINNESOTA WILD FIRSTS

FIRST REGULAR SEASON GAME • OCTOBER 6, 2000 • ANAHEIM, CALIF. MIGHTY DUCKS OF ANAHEIM 3, MINNESOTA WILD 1

DATE	OPP.	Scoring By Period					Shots By Period					Power Plays	Penalties/Minutes	Game-Winning Goal	Goalie (Saves-Shots)	Attn.
		1	2	3	OT	F	1	2	3	OT	T					
10/6	ANA	0	2	1	-	3	9	18	12	-	39	1-5	6-12	Cullen	McLennan (36-39) Hebert (35-36)	16,520

WHO DRESSED:

29	G	Jamie McLennan*	12	LW	Matt Johnson	25	RW	Sergei Krivokrasov
35	G	Manny Fernandez	17	D	Filip Kuba	27	D	Sean O'Donnell (C)
3	D	Ladislav Benysek*	18	LW	Cam Stewart	33	LW	Scott Pellerin (A) *
4	D	Curtis Leschyshyn (A)	19	RW	Jeff Nielsen	34	C	Jim Dowd*
5	D	Brad Bombardir	20	RW	Maxim Sushinsky	37	C	Wes Walz
6	D	Lubomir Sekeras*	22	C	Stacy Roest	44	C	Aaron Gavey
10	LW	Marian Gaborik*	24	LW	Antti Laaksonen			* Indicates starter

FIRST REGULAR SEASON GAME AT XCEL ENERGY CENTER • OCTOBER 11, 2000 MINNESOTA WILD 3, PHILADELPHIA FLYERS 3 (OT)

DATE	OPP.	Scoring By Period					Shots By Period					Power Plays	Penalties/Minutes	Game-Winning Goal	Goalie (Saves-Shots)	Attn.
		1	2	3	OT	F	1	2	3	OT	T					
10/11	MIN	1	1	1	0	3	8	3	9	2	22	1-4	5-13	Fernandez (36-39)	Boucher (19-22)	*18,827

WHO DRESSED:

29	G	Jamie McLennan	14	C	Darby Hendrickson*	27	D	Sean O'Donnell (C)*
35	G	Manny Fernandez*	17	D	Filip Kuba	33	LW	Scott Pellerin (A)
3	D	Ladislav Benysek*	18	LW	Cam Stewart	34	C	Jim Dowd
4	D	Curtis Leschyshyn (A)	19	RW	Jeff Nielsen*	37	C	Wes Walz
6	D	Lubomir Sekeras	20	RW	Maxim Sushinsky	42	D	Andy Sutton
10	LW	Marian Gaborik	24	LW	Antti Laaksonen*	44	C	Aaron Gavey
12	LW	Matt Johnson	25	RW	Sergei Krivokrasov			* Indicates starter

TEAM FIRSTS

First Win, Home
10/18/00 vs. TB (6-5)
First Win, Road
11/5/00 at CGY (3-2 OT)
First Loss, Home:
10/15/00 vs. EDM (5-3)
First Loss, Road:
10/6/00 at ANA (3-1)
First Tie, Home:
10/11/00 vs. PHI (3-3 OT)
First Tie, Road:
10/24/00 at MTL (2-2 OT)
First OT Game, Home:
10/11/00 vs. PHI (3-3 OT)
First OT Game, Road:
10/24/00 at MTL (2-2 OT)

First OT Win, Home:
1/3/01 vs. DET (3-2 OT)
First OT Win, Road:
11/5/00 at CGY (3-2 OT)
First OT Loss, Home:
11/12/00 vs. EDM (5-4 OT)
First OT Loss, Road:
1/30/01 at VAN (3-2 OTL)
First Shootout, Home:
11/30/05 vs. CBJ (3-2 SOL)
First Shootout, Road:
10/28/05 at CBJ (2-1 SOL)
First Shootout Win, Home:
4/4/06 vs. STL (5-4 SOW)
First Shootout Win, Road:
11/6/05 at ANA (4-3 SOW)
First Shootout Loss, Home:

11/30/05 vs. CBJ (3-2 SOL)
First Shootout Loss, Road:
10/28/05 at CBJ (2-1 SOL)
First Shootout, Home:
10/22/00 vs. FLA (0-0 OT), McLennan (24 sv)
First Shootout, Road:
1/24/01 at ANA (5-0), Fernandez (20 sv)
First Shootout Against, Home:
10/22/00 vs. FLA (0-0 OT), Luongo (20 sv)
First Shootout Against, Road:
10/13/00 vs. STL (2-0)
SKATER FIRSTS
First Goal, Home:
Darby Hendrickson (Maxim Sushinsky), 17:19 of 1st per., 10/11/00 vs. PHI
First Goal, Road:
Marian Gaborik (Scott Pellerin & Jim Dowd),



MINNESOTA WILD FIRSTS

18:59 of 2nd per., 10/6/00 at ANA
First Power-Play Goal, Home:
Marian Gaborik (Ladislav Benysek & Jim Dowd), 19:05 of 2nd per., 10/11/00 vs. PHI
First Power-Play Goal, Road:
Lubomir Sekeras (Jim Dowd), 3:49 of 2nd per., 11/18/00 at BOS
First Shorthanded Goal, Home:
Wes Walz (Jeff Nielsen), 9:12 of 3rd per., 10/11/00 vs. PHI
First Shorthanded Goal, Road:
Wes Walz (Antti Laaksonen), 17:28 of 1st per., 1/24/01 at ANA
First Empty Net Goal, Home:
Marian Gaborik (Scott Pellerin & Jim Dowd), 19:02 of 3rd per., 10/18/00 vs. TB
First Empty Net Goal, Road:
Wes Walz (unassisted), 19:17 of 3rd per., 12/7/00 at CHI
First Overtime Goal, Home:
Filip Kuba (Stacy Roest), 2:58 of OT, 1/5/00 vs. DET
First Overtime Goal, Road:
Antti Laaksonen (Jim Dowd & Filip Kuba), 3:11 of OT, 11/5/00 at CGY
First Game-Winning Goal, Home:
Marian Gaborik (Scott Pellerin & Jim Dowd), 19:02 of 3rd per., 10/18/00 vs. TB
First Game-Winning Goal, Road:
Antti Laaksonen (Jim Dowd & Filip Kuba), 3:11 of OT, 11/5/00 at CGY
First Game-Tying Goal, Home:
Wes Walz (Jeff Nielsen), 9:12 of 3rd per., 10/11/00 vs. PHI
First Game-Tying Goal, Road:
Sergei Zholtok (unassisted), 17:28 of 3rd per., 2/12/02 at CBJ
First Penalty Shot, Home:
Scott Pellerin, 12:01 of 1st per., unsuccessful, 10/15/00 vs. EDM
First Penalty Shot, Road:
Sebastien Bordeleau, 7:00 of 2nd per., successful, 10/7/01 at LA
First Penalty Shot Against, Home:
Petr Sykora, 0:52 of 3rd per., unsuccessful, 1/21/01 vs. NJ
First Penalty Shot Against, Road:
Ziggy Palffy, 14:13 of 2nd per., unsuccessful, 10/7/01 at LA
First Assist(s), Home:
Maxim Sushinsky, 17:19 of 1st per., 10/11/00 vs. PHI
First Assist(s), Road:
Scott Pellerin & Jim Dowd, 18:59 of 2nd per., 10/6/00 at ANA
First Points, Home:
Darby Hendrickson (Maxim Sushinsky), 17:19

of 1st per., 10/11/00 vs. PHI
First Points, Road:
Marian Gaborik (Scott Pellerin & Jim Dowd), 18:59 of 2nd per., 10/6/00 at ANA
First Penalty, Home:
Andy Sutton (fighting), 13:57 of 1st per., 10/11/00 vs. PHI
First Penalty, Road:
Matt Johnson (charging), 5:07 of 1st per., 10/6/00 at ANA
First Minor Penalty, Home:
Team (too many men), 7:03 of 2nd per., 10/11/00 vs. PHI
First Minor Penalty, Road:
Matt Johnson (charging), 5:07 of 1st per., 10/6/00 at ANA
First Major Penalty, Home:
Andy Sutton (fighting), 13:57 of 1st per., 10/11/00 vs. PHI
First Major Penalty, Road:
Matt Johnson (fighting), 1:58 of 2nd per., 10/7/00 at PHX
First Game Misconduct, Home:
Maxim Sushinsky, 9:36 of 3rd per., 10/22/00 vs. FLA
First Game Misconduct, Road:
Matt Johnson, 19:56 of 2nd per., 1/6/01 at STL
First PP Attempt, Home:
19:56 of 1st per., 10/11/00 vs. PHI
First PP Attempt, Road:
11:30 of 1st per., (2-man advantage), 10/6/00 at ANA
First Penalty Kill, Home:
7:03 of 2nd per., 10/11/00 vs. PHI
First Penalty Kill, Road:
5:07 of 1st per., 10/6/00 at ANA
First Forward to Score, Home:
Darby Hendrickson (Maxim Sushinsky), 17:19 of 1st per., 10/11/00 vs. PHI
First Forward to Score, Road:
Marian Gaborik (Scott Pellerin & Jim Dowd), 18:59 of 2nd per., 10/6/00 at ANA
First Defenseman to Score, Home:
Lubomir Sekeras (Scott Pellerin & Marian Gaborik), 5:30 of 1st per., 10/15/00 vs. EDM
First Defenseman to Score, Road:
Filip Kuba (Lubomir Sekeras & Jim Dowd), 14:48 of 1st per., 11/10/00 at CHI
First Two-Goal Game, Home:
Maxim Sushinsky, 10/15/00 vs. EDM
First Two-Goal Game, Road:
Wes Walz, 11/5/00 at CGY
First Three-Goal Game, Home:
Antti Laaksonen, 11/26/00 vs. VAN
First Three-Goal Game, Road:
Marian Gaborik, 11/4/02 at LA
First Four-Goal Game, Home:

None
First Four-Goal Game, Road:
None
First Five-Goal Game, Home:
Marian Gaborik, 12/20/07 vs. NYR
First Five-Goal Game, Road:
None
First Two-Assist Game, Home:
Jim Dowd & Scott Pellerin (3a), 10/18/00 vs. TB
First Two-Assist Game, Road:
Jeff Nielsen, 10/24/00 at MTL
First Three-Assist Game, Home:
Jim Dowd & Scott Pellerin (3a), 10/18/00 vs. TB
First Two-Point Game, Home:
Maxim Sushinsky (2g), 10/15/00 vs. EDM
First Two-Point Game, Road:
Jeff Nielsen, 10/24/00 at MTL
First Three-Point Game, Home:
Jim Dowd (3a), Scott Pellerin (1g-3a) & Maxim Sushinsky (2g-1a), 10/18/00 vs. TB
First Three-Point Game, Road:
Brad Bombardir (3a), 11/18/00 at BOS
First Four-Point Game, Home:
Scott Pellerin (1g-3a), 10/18/00 vs. TB
GOALTENDER FIRSTS
Win, Home:
Jamie McLennan, 10/18/00 vs. TB (6-5)
Win, Road:
Manny Fernandez, 11/5/00 at CGY (3-2 OT)
Loss, Home:
Jamie McLennan, 10/15/00 vs. EDM (5-3)
Loss, Road:
Jamie McLennan, 10/6/00 at ANA (3-1)
Tie, Home:
Manny Fernandez, 10/11/00 vs. PHI (3-3 OT)
Tie, Road:
Jamie McLennan, 10/24/00 at MTL (2-2 OT)
Shootout, Home:
Jamie McLennan, 10/22/00 vs. FLA (0-0 OT)
Shootout, Road:
Manny Fernandez, 1/24/01 vs. ANA (5-0)
Penalty Shot Faced, Home:
Manny Fernandez, 1/21/00 vs. NJ (Sykora)
Penalty Shot Faced, Road:
Manny Fernandez, 10/7/01 vs. LA (Palffy)
Point, Home:
Manny Fernandez, 1/6/03 vs. LA
Point, Road:
Jamie McLennan, 2/6/01 at TB
Penalty, Home:
Manny Fernandez, 3/11/00 vs. DET
Penalty, Road:
Manny Fernandez, 10/27/00 at TOR



TODAY IN WILD HISTORY

JANUARY 5

1999: Minnesota Wild announces 26-year partnership agreement with the Minnesota Amateur Sports Commission (MASC). The Minnesota Wild-MASC partnership marks the first partnership of its kind between a private sector professional sports team and a public sector amateur sports organization.

2001: Minnesota Wild extends its unbeaten streak to eight games when Filip Kuba scores franchise's first home OT goal to defeat Detroit 3-2.

JANUARY 9

2010: The Wild comes back from a four-goal deficit with nearly 13 minutes left in the game to best the Chicago Blackhawks 6-5 in a shootout.

JANUARY 10

2001: Wild increases home-unbeaten streak to nine games, setting an expansion record with a 3-0 win against Washington.

2006: Minnesota Wild names Blair Mackasey as Director of Professional Scouting.

2008: Craig Leipold signs a letter of intent to purchase the Wild from majority owner Bob Naegele, Jr. and Minnesota Sports & Entertainment.

JANUARY 12

2000: Minnesota Wild announces Club Level Seats sold out in Xcel Energy Center.

JANUARY 16

2003: Marian Gaborik named to Western Conference All-Star Team.

JANUARY 18

2003: Nick Schultz named to Topps/NHL YoungStars Game.

JANUARY 20

2007: The Wild help celebrate the first ever Hockey Day Minnesota, a full day of hockey broadcast on FSN North. Saint Paul Johnson and Lake of the Woods face off on Baudette Bay to start the day. The University of Minnesota men's team follows with a victory over Denver before the Wild lose in a nine-round shootout to the Dallas Stars.

JANUARY 21

2004: Jim Dowd and Richard Park score at 19:44 and 19:47 of the third period against the Chicago Blackhawks as the Wild win 4-2 and establish a new NHL record for the fastest two goals by one team, doing so in three seconds.

JANUARY 22

1998: The Minnesota Wild is officially named. The unveiling occurred in front of a sellout crowd at historic Aldrich Arena.

2004: Filip Kuba and Dwayne Roloson named to Western Conference All-Star Team.

JANUARY 23

2010: Wild hosts fourth annual Hockey Day Minnesota – which includes 21 consecutive hours of hockey coverage – and finish the day by beating Columbus 4-2.

JANUARY 24

2004: Pierre-Marc Bouchard named to NHL YoungStars Game.

2007: Brian Rolston becomes the fourth player in franchise history to represent the Wild in the NHL All-Star Game. Rolston scores two goals and adds two assists while posting a +5 rating in the game as the Western Conference wins 12-9.

2010: Wild hosts Skills Competition, which includes high school players from around the State of Hockey and Wild players.

JANUARY 25

2009: Niklas Backstrom stopped 17 of 21 shots faced in second period of 2009 NHL All-Star Game.

JANUARY 27

2008: Marian Gaborik plays in his second NHL All-Star Game as the Wild's lone representative.

FEBRUARY 1

2002: Marian Gaborik named to Topps/NHL YoungStars Game.

2011: Andrew Brunette skates in his 1000th game against LA

FEBRUARY 7

2004: Attendance record is set for hockey game in Minnesota as 19,434 fans attend NHL All-Star Saturday at Xcel Energy Center.

FEBRUARY 8

2004: The Eastern Conference defeats the Western Conference, 6-4, in front of 19,434 Xcel Energy Center fans at the 54th annual NHL All-Star Game.

FEBRUARY 9

2008: FOX Sports North broadcasts 16 hours of continuous hockey coverage in the Second Annual Hockey Day Minnesota. The Wild finish the night with an overtime win against the N.Y. Islanders.

2010: The NHL announces the Wild will take part in 2010 NHL Premiere Games to kick off the 2010-11 season. The Wild will take on Carolina in Helsinki, Finland.

FEBRUARY 16

2005: 2004-05 NHL season officially canceled.

FEBRUARY 26

2006: The 2006 Olympics in Turin, Italy end with medals for three Wild players. Daniel Tjernqvist (Sweden) takes the gold, Mikko Koivu (Finland) takes silver and Filip Kuba (Czech Republic) earns bronze. Brian Rolston (U.S.A.) and Marian Gaborik (Slovakia) also compete.

FEBRUARY 28

2000: Minnesota Wild announces agreement with WCCO Radio (830 AM) as club's official flagship radio station.

MARCH 7

2010: Minnesota Wild hosts the Calgary Flames and plays its 400th consecutive sellout at Xcel Energy Center.

MARCH 11

2002: Marian Gaborik becomes first Wild player to be named NHL Player of the Week after scoring eight points (7-1=8), including a League-leading seven goals in four games.

MARCH 20

2000: Minnesota Wild celebrates 12,000th season ticket.

MARCH 23

2003: Minnesota Wild qualifies for Stanley Cup Playoffs for first time in franchise history.

MARCH 25

2009: Cal Clutterbuck recorded seven hits at New York Islanders to break NHL record for hits in a season.

MARCH 28

2001: Minnesota Wild establishes an NHL expansion team attendance record with its 39th consecutive sellout against Phoenix. The Wild finish the season with 41 consecutive regular season sellouts, an NHL expansion team record of 751,452 fans and an average of 18,329 per game.

APRIL 3

2008: With a victory over the Calgary Flames, the Wild clinches its first-ever Northwest Division title at Xcel Energy Center.

APRIL 4

2006: Josh Harding becomes the first goaltender in NHL history to make his debut in a game decided by a shootout as the Wild beat the St. Louis Blues 5-4 at Xcel Energy Center.

APRIL 5

2007: Wild welcome its five-millionth fan to Xcel Energy Center as the Wild shut out the Oilers 3-0 in Minnesota's 271st consecutive sell out.

2011: Minnesota Wild announces three-year partnership with Clear Channel Communications to broadcast games on KFAN 100.3 FM

APRIL 6

2003: Minnesota Wild finishes 2002-03 season in sixth place in Western Conference with a 42-29-10-1 record and 95 points. Point total ranks second all-time among third-year teams.

APRIL 7

2007: Niklas Backstrom becomes the second player in franchise history to win the MBNA Roger Crozier Saving Grace Award for having the NHL's lowest save percentage.

2007: Wild beats St. Louis 5-1 in its final game of the season, giving the Wild a franchise-record 104 points on the season. Manny Fernandez and Niklas Backstrom also win a share of the William J. Jennings Trophy as the Wild allow an NHL-low 191 goals.

APRIL 8

2001: Minnesota Wild completes inaugural season, losing to Colorado 4-2 at home. Wes Walz scores his seventh short-handed goal and ninth short-handed point to set the individual expansion team record. Manny Fernandez named winner of the 2000-01 Pontiac-GMC Star Award.

2004: Minnesota Sports & Entertainment (MSE) names Matt Jarka and Pamela Wheelock Executive Vice Presidents.

APRIL 9

2008: Minnesota makes its third playoff appearance, losing Game 1 of the Western Conference Quarterfinal in overtime 3-2 to Colorado. The Wild would lose the series 4-2 in six games.

APRIL 10

1998: The State of Minnesota agrees in legislation to fund \$65 million of the \$130 million project costs for Xcel Energy Center in Saint Paul.

2003: Minnesota defeats Colorado Avalanche, 4-2, in its first-ever playoff game. Filip Kuba scores first-ever playoff goal and Dwayne Roloson backstops win.

2008: Craig Leipold's purchase of the Minnesota Wild and its related entities has been approved by the NHL Board of Governors.

2008: Philip Falcone joins Wild as General Partner.

2010: The NHL announces that the Minnesota Wild and Xcel Energy Center will host the 2011 NHL Entry Draft.

APRIL 11

2006: Josh Harding becomes the first Wild rookie goaltender to earn a shutout, blanking the Chicago Blackhawks 2-0 at Xcel Energy Center.

2007: Minnesota makes its second appearance in the NHL post-season, losing Game 1 of the Western Conference Quarterfinal 2-1 to Anaheim. The Wild would go on to lose the series 4-1 in five games.

2011: Minnesota Wild relieve Todd Richards of his coaching duties.

APRIL 13

2009: Head Coach Jacques Lemaire announces he will not return to coach the Wild in 2009-10.

APRIL 16

2009: Owner Craig Leipold announces he will not renew the contract of President and General Manager Doug Risebrough.

APRIL 20

2010: Minnesota Wild announce that Assistant General Manager Tom Thompson's contract will not be renewed.



TODAY IN WILD HISTORY



TODAY IN WILD HISTORY

APRIL 22

2003: Minnesota Wild defeats Colorado Avalanche, 3-2 in overtime, on Andrew Brunette's goal to win its Western Conference Quarterfinal series in seven games (4-3).

APRIL 24

2000: Minnesota Wild names Tom Lynn Director of Hockey Administration and Legal Affairs.

APRIL 27

2009: Niklas Backstrom named finalist for Vezina Trophy.

APRIL 29

2010: Minnesota Wild unveil 10th Anniversary Mark.

MAY 1

2000: Minnesota Wild officially joins the NHL.

MAY 4

2000: Wild signs forward Steve Aronson to first player contract.

MAY 8

2003: Minnesota Wild defeats Vancouver Canucks 4-2 in Game Seven to become the first team in NHL history to come back from a 3-1 series deficit twice in the same postseason. Wild also becomes second team in NHL history to win two Game Sevens on the road in the same postseason.

MAY 10

2000: Minnesota Wild names Cleveland Lumberjacks of the International Hockey League (IHL) primary developmental affiliate.

MAY 13

2011: Former Wild player Derek Boogaard dies in Minneapolis.

MAY 18

2000: Wild announces cable partnership with Fox Sports Net.

MAY 21

2001: Wild names Houston Aeros primary developmental affiliate.

MAY 22

2009: Chuck Fletcher named General Manager.

MAY 26

2000: Concrete poured for Xcel Energy Center's ice floor.

JUNE 1

2000: Minnesota Wild wins coin toss, elects to choose third overall in NHL Entry Draft.

JUNE 12

2000: Minnesota Wild unveils inaugural season logo.

2003: Jacques Lemaire named NHL Coach of the Year. He is the fifth coach in League history to win Jack Adams Award twice.

JUNE 15

2000: Wild and Xcel Energy announce long-term naming rights partnership; New St. Paul Arena to be named Xcel Energy Center.

2009: Wild announce the services of Assistant General Manager Tom Lynn will not be retained.

JUNE 16

2009: Todd Richards named Head Coach.

2010: Mike Yeo named Head Coach of Houston Aeros (AHL).

JUNE 17

1998: Xcel Energy Center design announced.

2010: Longtime Assistant Coach Mike Ramsey steps down.

2011: Minnesota Wild name Mike Yeo as head coach.

JUNE 19

2000: Wild names Jacques Lemaire first-ever head coach.

JUNE 23

1998: Xcel Energy Center Groundbreaking Ceremony hosted in Saint Paul.

2000: Wild participates in the NHL Expansion Draft in Calgary.

JUNE 24

2000: Wild unveils official road sweater at NHL Entry Draft.

2010: Brad Bombardir named Director of Player Development.

2011: Minnesota Wild and Xcel Energy Center host Round 1 of 2011 NHL Entry Draft.

JUNE 25

1997: The National Hockey League announces that Minnesota Hockey Ventures Group, LP has been awarded an expansion franchise to begin play in the 2000-01 season.

2000: Minnesota Wild participates in the NHL Entry Draft in Calgary.

2011: Minnesota Wild and Xcel Energy Center host Rounds 2-7 of 2011 NHL Entry Draft.

JUNE 30

2009: Jim Mill named Assistant to the General Manager.

JULY 5

2011: John Torchetti named head coach of the Houston Aeros (AHL).

JULY 7

2003: Minnesota Sports & Entertainment (MSE) purchases Houston Aeros (AHL).

2009: ESPN The Magazine names Xcel Energy Center the "Ultimate Crib" and the "Best Stadium Experience" in the NHL.

JULY 13

2001: Minnesota Wild reaches the 16,000 mark in season tickets.

2010: Wild names Ricard Persson an Amateur Scout based in Sweden and Rick Bronwell as Assistant Equipment Manager.

JULY 15

1999: Minnesota Wild announces all 64 suites for sale in the Xcel Energy Center are sold out.

2010: Minnesota Wild announces that Mikko Koivu has signed a seven-year contract extension.

JULY 19

2000: Wild name Blair Mackasey as Director of Player Personnel

JULY 22

2005: NHL Board of Governors ratified the terms of the CBA negotiated with the NHLPA, ending a 310-day work stoppage, signaling a new era of cooperation and partnership, and ensuring the League will resume play for the 2005-06 season.

JULY 23

2003: Minnesota Sports & Entertainment (MSE) name Doug Risebrough President and General Manager. Matt Majka promoted to Senior Vice President of Business Operations.

JULY 27

2009: Brent Flahr named Assistant General Manager.

AUGUST 1

2000: Todd McLellan named Cleveland Lumberjacks head coach.

AUGUST 2

2002: Minnesota Sports & Entertainment names Pamela Wheelock Senior Vice President and Chief Financial Officer.

AUGUST 5

2009: Minnesota Wild names P.J. DeLuca as Video Coordinator and Chris Pietrzak-Wegner as Strength and Conditioning Coach.

AUGUST 10

2010: Rick Wilson named Assistant Coach.

AUGUST 25

2010: The Bakersfield Condors announce they will serve as the official ECHL affiliate of the Minnesota Wild.

AUGUST 30

2009: The Minnesota Wild unveil its new third jersey at the Minnesota State Fair.

SEPTEMBER 2

1999: Doug Risebrough named first-ever Executive Vice President/General Manager of Minnesota Wild.

2004: Xcel Energy Center hosts four World Cup of Hockey 2004 games, featuring the U.S., Finland, Russia and Slovakia.

TODAY IN WILD HISTORY



SEPTEMBER 4

2003: Minnesota Wild name Tom Lynn Assistant General Manager/Hockey Operations and Tom Thompson Assistant General Manager/Player Personnel.

2009: Minnesota Wild name Craig Channell and Marty Nanne as Amateur Scouts, Chris Kelleher as Professional Scout and Pavel Routa as European Scout.

SEPTEMBER 6

2007: The Wild unveils its new RBK Edge jerseys as part of the NHL's uniform overhaul set to begin in the 2007-08 season and announces that the team will adopt the former alternate third jersey as the team's home sweater and will no longer wear the green sweater.

SEPTEMBER 7

2000: Inaugural Minnesota Wild Training Camp begins for 2000-01 NHL season.

2011: Former Wild player Pavol Demitra dies in a Russian plane crash.

SEPTEMBER 15

1999: Tom Thompson named Chief Amateur Scout; Guy Lapointe named Coordinator of Amateur Scouting.

SEPTEMBER 16

2004: NHL work stoppage officially begins.

SEPTEMBER 17

1999: Minnesota Wild purchases historic Minnesota Club building to house club's business offices.

SEPTEMBER 19

2000: Minnesota Wild plays in first-ever preseason game vs. San Jose at the Rose Garden in Portland, Oregon. Game ends in 3-3 tie.

SEPTEMBER 22

2010: Minnesota Wild's sellout streak ends at 409 games.

SEPTEMBER 28

2001: Minnesota Wild announces creation of the 10,000 Rinks Foundation, a non-profit organization that raises money for youth hockey and other community groups.

SEPTEMBER 29

2000: First-ever hockey game in Xcel Energy Center is played as the Minnesota Wild beat the Mighty Ducks of Anaheim, 3-1, in a preseason contest.

OCTOBER 5

2005: Hockey officially returns to Xcel Energy Center after a work stoppage as the Minnesota Wild open the 2005-06 regular season with a 6-3 victory over Calgary.

2006: Minnesota opens its sixth NHL season with a 3-2 overtime victory against Colorado. The victory extended the Wild's undefeated streak in home openers to 5-0-1.



TODAY IN WILD HISTORY

OCTOBER 6

2000: Minnesota Wild makes NHL regular season debut at Mighty Ducks of Anaheim, losing 3-1. Rookie Marian Gaborik scores the first-ever goal in Wild history in the second period.

OCTOBER 11

2000: Minnesota makes Xcel Energy Center regular season debut vs. Philadelphia Flyers. Game ends in a 3-3 (OT) tie. Darby Hendrickson scores the first Wild goal at Xcel Energy Center.

OCTOBER 16

2003: Minnesota Wild unveils new Third Jersey in conjunction with the club's game against the Colorado Avalanche at Xcel Energy Center.

OCTOBER 20

2009: Mikko Koivu is named first permanent captain of the Minnesota Wild ending an eight-year tradition of rotating the captaincy monthly since the team's inception.

OCTOBER 22

2000: Jamie McLennan records the first shutout in team history, stopping 24 shots in a scoreless tie at home against Florida.

OCTOBER 28

2005: The Minnesota Wild plays in the first shootout in franchise history at Nationwide Arena. It goes eight rounds before Columbus' Trevor Letowski buries the game-winner.

NOVEMBER 1

1999: Minnesota Wild host "Topping Off" Celebration at Xcel Energy Center.

NOVEMBER 4

2001: One-millionth patron attends Minnesota Wild game.

NOVEMBER 5

1999: Tod Leiweke named first-ever President of Minnesota Wild.
2000: Minnesota Wild notches first-ever road victory, beating Calgary 3-2 on Antti Laaksonen's OT goal.

NOVEMBER 8

2001: Dwayne Roloson makes a franchise-record 53 saves as the Wild beat the Bruins in Boston 5-3. Wild does not register a shot on goal in the third period for the first time in franchise history.

NOVEMBER 16

2007: The Wild's 7-6 shootout victory over the Predators at Nashville Arena marked the first time the Wild came back from a three-goal deficit (6-3) to win a game. It also set team records for most combined goals in a game, most points in a game and most shots on goal in a game.

NOVEMBER 18

1999: Minnesota unveils official Wild home sweater at Roseville Skating Center.

NOVEMBER 20

1997: Six finalists named for new NHL franchise: Minnesota Blue Ox, Minnesota Freeze, Minnesota Northern Lights, Minnesota Voyageurs, Minnesota White Bears and Minnesota Wild.

NOVEMBER 26

2000: Antti Laaksonen tallies first-ever hat trick in franchise history in a 4-2 home win against Vancouver.

DECEMBER 2

2010: The establishment of the new Minnesota Wild Foundation is announced so the team can dedicate unique resources to support educational initiatives, children's medical causes and advance youth hockey throughout the State of Hockey.

DECEMBER 3

1997: Martha Larson named Chief Financial Officer (CFO) of the Minnesota Wild, becoming the first female CFO in NHL history.

DECEMBER 5

2007: *Sports Illustrated* features the Minnesota Wild by claiming that Saint Paul is the new "Hockeytown U.S.A."

DECEMBER 11

2005: The Wild records its 200th consecutive sellout at Xcel Energy Center, losing 3-2 to Buffalo.

DECEMBER 12

2000: Minnesota Wild ties NHL record for penalty shots by an expansion team with three penalty shots in a season. Antti Laaksonen is unsuccessful in his attempt against Patrick Lalime of Ottawa.

DECEMBER 19

1997: Jac Sperling named Chief Executive Officer of the Wild.

DECEMBER 20

2007: Marian Gaborik scores five goals to help the Wild defeat the N.Y. Rangers 6-3. He becomes the first player in nearly 11 years to record a five-goal game in the NHL.

DECEMBER 23

2004: Minnesota Wild announces over-the-air television broadcast agreement and partnership with KSTC TV, Channel 45.

DECEMBER 30


2009: Wild announces that five players will represent the team in the 2010 Winter Olympics in Vancouver. Niklas Backstrom, Mikko Koivu and Antti Miettinen will play for Finland and Martin Havlat and Marek Zidlicky for Czech Republic.



AT&T Proud to support the state of hockey.



AT&T is the official wireless provider of the Minnesota Wild.

Rethink Possible® 

©2011 AT&T Intellectual Property. Service provided by AT&T Mobility. All rights reserved. AT&T and the AT&T logo are trademarks of AT&T Intellectual Property. All other marks contained herein are the property of their respective owners.



ALL-TIME AWARDS AND ACCOLADES

LESTER PATRICK TROPHY

(Presented by the NHL and USA Hockey since 1966 to honor a recipient's contribution to ice hockey in the U.S.)

Bob Naegele, Jr. (2008)

JACK ADAMS TROPHY

(The NHL coach adjudged to have contributed the most to his team's success.)

Jacques Lemaire (2003)

FRANK J. SELKE TROPHY

(The NHL forward who demonstrates the most skill in the defensive component of the game.)

Wes Walz (2003 – finalist)

WILLIAM M. JENNINGS AWARD

(The NHL goaltender(s) having played a minimum of 25 games for the team with the fewest goals scored against it.)

Niklas Backstrom & Manny Fernandez (2007)

MBNA ROGER CROZIER SAVING GRACE AWARD

(The goaltender having played a minimum of 25 games with the NHL's best save percentage.)

Dwayne Roloson (2004)

Niklas Backstrom (2007)

NHL ALL-STARS

Marian Gaborik (2003)

Filip Kuba (2004)

Dwayne Roloson (2004)

Brian Rolston (2007)

Marian Gaborik (2008)

Niklas Backstrom (2009)

Brent Burns (2011)

Martin Havlat (2011)

NHL ALL-STAR AWARDS

Marian Gaborik (2003 – Fastest Skater)

Marian Gaborik (2003 – Second Star)

NHL YOUNGSTARS

Marian Gaborik (2002)

Nick Schultz (2003)

Pierre-Marc Bouchard (2004)

OLYMPIANS

2010

Niklas Backstrom; Finland (bronze)

Martin Havlat; Czech Republic

Mikko Koivu; Finland (bronze)

Antti Miettinen; Finland (bronze)

Marek Zidlicky; Czech Republic

2006

Marian Gaborik; Slovakia

Mikko Koivu; Finland (silver)

Filip Kuba; Czech Republic (bronze)

Brian Rolston; USA

Daniel Tjernqvist; Sweden (gold)

NHL PLAYERS OF THE WEEK

Marian Gaborik (10/21/02)

Marian Gaborik (3/4/02)

Dwayne Roloson (12/15/03)

Manny Fernandez (12/26/05)

NHL THREE STARS OF THE WEEK

Niklas Backstrom (First Star – 12/19/06)

Niklas Backstrom (Third Star – 12/3/07)

Marian Gaborik (First Star – 12/23/07)

Marian Gaborik (First Star – 1/13/08)

Niklas Backstrom (Second Star – 10/20/08)

Guillaume Latendresse (Third Star – 1/18/10)

Jose Theodore (Third Star – 1/10/11)



DRAFT HISTORY



The Wild selected Jonas Brodin with the tenth overall pick in 2011 NHL Entry Draft at Xcel Energy Center on June 24, 2011 in Saint Paul, Minnesota.

DRAFT NOTES

- The Minnesota Wild first participated in the NHL Expansion and NHL Entry Draft in Calgary on June 24-25, 2000.
- The Wild selected Marian Gaborik with its first-ever pick in the 2000 Entry Draft (first round, third overall).
- Gaborik is the highest Wild draft pick and Jean-Michel Bolduc is the lowest draft pick, taken 281st (ninth round) in the 2003 draft.
- Minnesota made its lowest first-round selection in the 2008 Entry Draft when it selected Tyler Cuma (23rd overall).
- Minnesota and Xcel Energy Center hosted the 2011 NHL Entry Draft and the Wild made two selections in the first round for the first time in franchise history.
- The Wild has selected a forward in the first round in eight of its 12 drafts. Last year Minnesota selected defenseman Jonas Brodin with the tenth overall section and center Zack Phillips with the 28th pick.
- The 2002 Entry Draft was the first draft in which the Wild selected a goaltender as Josh Harding (second round, 38th overall) and Barry Brust (third round, 73rd overall) were chosen. Overall, Minnesota has selected 10 goalies in 12 drafts: Harding, Brust and Kopriova (2003), Khudobin (2004), Westblom (2005), Hovinen (2006), Hackett and Kuemper (2009), Gustafsson (2010) and Michalek (2011).
- The Wild has selected eight Minnesota natives, including two in the 2011 NHL Entry Draft: Mario Lucia (Wayzata; 2011), Nick Seeler (Eden Prairie, 2011); Nick Leddy (Eden Prairie; 2009), Kyle Medvec (Apple Valley; 2006), Chris Hickey (St. Paul; 2006), A.J. Thelen (Savage; 2004), Michael Erickson (Elk River; 2002), and Jake Riddle (Minneapolis; 2001).
- Of Minnesota's 90 total draft picks, 30 have played in a regular-season Wild game while four other Wild draft picks have appeared in NHL regular-season contests with other teams.
- 14 Wild draft picks skated in a game for the Wild during the 2010-11 season including at least one player from the first nine Entry Drafts: Schultz (2000), Koivu (2001), Bouchard (2002), Burns (2003), O'Sullivan (2003), Stoner (2004), Khudobin (2004), Kassian (2005), Clutterbuck (2006), Gillies (2007), Falk (2007), Almond (2007), McMillan (2007), and Scandella (2008). Three Wild draft picks made their NHL debuts in 2010-11: Kassian, McMillan, and Scandella.
- Minnesota has totaled 90 draft picks in its 12 Entry Drafts. Minnesota made a franchise-high 12 total selections in the 2004 NHL Entry Draft and a franchise-low four total selections in the 2008 Entry Draft.
- The Wild has made 12 trades on draft day including two during the 2011 NHL Entry Draft.

2011 NHL ENTRY DRAFT

RD	PICK	POS	PLAYER	HT	WT	BORN	CLUB (LEAGUE)
1	10	D	Jonas Brodin	6-1	169	7/12/93	Farjestad (Sweden)
1	28	C	Zack Phillips	6-1	178	10/28/92	Saint John (QMJHL)
2	60	LW	Mario Lucia	6-2	183	8/25/93	Wayzata (High School - MN)
5	131	D	Nick Seeler	6-2	185	6/3/93	Eden Prairie (High School - MN)
6	161	G	Stephen Michalek	6-2	183	8/6/93	Loomis-Chaffee (High School - CT)
7	191	C	Tyler Graovac	6-3	179	4/27/93	Ottawa (OHL)



DRAFT HISTORY

2010 NHL ENTRY DRAFT

RD	PICK	POS	PLAYER	CLUB (LEAGUE)
1	9	C	Mikael Granlund	HIFK (Finland)
2	39	RW	Brett Bulmer	Kelowna (WHL)
	56	LW	Johan Larsson	Brynäs Jr. (Sweden)
	59	LW	Jason Zucker	USNTDP
6	159	G	Johan Gustafsson	Farjestad Jr. (Sweden)
7	189	RW	Dylen McKinlay	Chilliwack (WHL)

2009 NHL ENTRY DRAFT

RD	PICK	POS	PLAYER	CLUB (LEAGUE)
1	16	D	Nick Leddy	Eden Prairie (HS-MN)
3	77	G	Matthew Hackett	Plymouth (OHL)
4	103	LW	Kristopher Foucault	Calgary (WHL)
	116	RW	Alexander Fallstrom	Shattuck-St. Mary's (HS-MN)
6	161	G	Darcy Kuemper	Red Deer (WHL)
	163	RW	Jere Sallinen	Blues Jr. (Finland Jr.)
7	182	LW	Erik Haula	Shattuck-St. Mary's (HS-MN)
	193	C	Anthony Hamburg	Dallas Stars AAA (Midget-TX)

2008 NHL ENTRY DRAFT

RD	PICK	POS	PLAYER	CLUB (LEAGUE)
1	23	D	Tyler Cuma	Ottawa (OHL)
2	55	D	Marco Scandella	Val-D'Or (QMJHL)
4	115	D	Sean Lorenz	USNTDP
5	145	LW	Eero Elo	Lukko Rauma (FIN Jr.)

2007 NHL ENTRY DRAFT

RD	PICK	POS	PLAYER	CLUB (LEAGUE)
1	16	C	Colton Gillies	Saskatoon (WHL)
4	110	D	Justin Falk	Spokane (WHL)
5	140	C	Cody Almond	Kelowna (WHL)
6	170	D	Harri Ilvonen	Tappara (FIN Jr.)
7	200	RW	Carson McMillan	Calgary (WHL)

2006 NHL ENTRY DRAFT

RD	PICK	POS	PLAYER	CLUB (LEAGUE)
1	9	C	James Sheppard	Cape Breton (QMJHL)
2	40	C	Ondrej Fiala	Everett (WHL)
3	72	RW	Cal Clutterbuck	Oshawa (OHL)
4	102	D	Kyle Medvec	Apple Valley (HS-MN)
5	132	G	Niko Hovinen	Jokerit (FIN Jr.)
6	162	RW	Julian Walker	Basel (Swiss)
7	192	C	Chris Hickey	Cretin-Derham Hall (HS-MN)

2005 NHL ENTRY DRAFT

RD	PICK	POS	PLAYER	CLUB (LEAGUE)
1	4	LW	Benoit Pouliot	Sudbury (OHL)
2	57	LW	Matt Kassian	Kamloops (WHL)
3	65	G	Kristofer Westblom	Kelowna (WHL)
4	110	C	Kyle Bailey	Portland (WHL)
	122	C	Morten Madsen	Frolunda (SEL)
5	129	D	Anthony Aiello	Thayer Academy (HS-MA)
7	199	D	Riley Emmerson	Tri-City (WHL)

2004 NHL ENTRY DRAFT

RD	PICK	POS	PLAYER	CLUB (LEAGUE)
1	12	D	A.J. Thelen	Michigan St. (NCAA)
2	42	LW	Roman Voloshenko	Krylja (RUS Jr.)
3	78	LW	Peter Olvecky	Trencin (SVK)
	79	D	Clayton Stoner	Tri-City (WHL)
4	111	F	Ryan Jones	Chatham (WOJHL)
	114	LW	Patrick Bordeleau	Val-D'Or (QMJHL)
	117	RW	Julien Sprunger	HC Fribourg (Swiss)
5	161	D	Jean-Claude Sawyer	Cape Breton (QMJHL)
6	175	RW	Aaron Boogaard	Tri-City (WHL)
7	195	RW	Jean-Michel Rizk	Saginaw (OHL)
	206	G	Anton Khudobin	Magnitogorsk (Russia)
9	272	C	Kyle Wilson	Colgate (NCAA)

DRAFT HISTORY



2003 NHL ENTRY DRAFT

RD	PICK	POS	PLAYER	CLUB (LEAGUE)
1	20	D	Brent Burns	Brampton (OHL)
2	56	C	Patrick O'Sullivan	Mississauga (OHL)
3	78	C	Danny Irmen	Lincoln (USHL) *
5	157	LW	Marcin Kolusz	Novy Targ (POL)
6	187	G	Miroslav Kopriva	Kladno (CZE)
7	207	D	Grigory Misharin	Yekaterinburg (RUS Jr.)
	219	LW	Adam Courchaine	Vancouver (WHL)
8	251	LW	Mathieu Melanson	Chicoutimi (QMJHL)
9	281	D	Jean-Michael Bolduc	Quebec (QMJHL)

2002 NHL ENTRY DRAFT

RD	PICK	POS	PLAYER	CLUB (LEAGUE)
1	8	C	Pierre-Marc Bouchard	Chicoutimi (QMJHL)
2	38	G	Josh Harding	Regina (WHL)
3	72	F	Michael Erickson	Minnesota (NCAA)
	73	G	Barry Brust	Spokane (WHL)
5	155	C	Armands Berzins	Shawinigan (QMJHL)
6	175	RW	Matt Foy	Merrimack College (NCAA)
7	204	C	Niklas Eckerblom	Djugarden (SWE)
8	237	F	Christoph Brandner	Krefeld (DEL)
9	268	D	Mikhail Tsylyapkin	N. Novgorod (RUS Jr.)
	269	F	Mika Hannula	Malmo (SEL)

2001 NHL ENTRY DRAFT

RD	PICK	POS	PLAYER	CLUB (LEAGUE)
1	6	C	Mikko Koivu	TPS Turku (FIN Jr.)
2	36	RW	Kyle Wanstig	Red Deer (WHL)
3	74	D	Chris Heid	Spokane (WHL)
	93	C	Stephane Veilleux	Val-D'Or (QMJHL)
4	103	C	Tony Virta	TPS Turku (FIN Jr.)
7	202	LW	Derek Boogaard	Prince George (WHL)
8	239	LW	Jake Riddle	Seattle (WHL)

2000 NHL ENTRY DRAFT

RD	PICK	POS	PLAYER	CLUB (LEAGUE)
1	3	RW	Marian Gaborik	Dukla Trencin (SVK Jr.)
2	33	D	Nick Schultz	Prince Albert (WHL)
4	99	LW	Marc Cavosie	RPI (NCAA)
5	132	RW	Maxim Sushinsky	Avangard Omsk (RUS)
6	170	D	Erik Reitz	Erie (OHL)
7	199	C	Brian Passmore	Oshawa (OHL)
	214	LW	Peter Bartos	HC Ceske Bude (CZE)
8	232	D	Lubomir Sekeras	HC Ocelari Trinec (CZE)
	255	C	Eric Johansson	Tri-City (WHL)

EXPANSION DRAFT

POS	PLAYER	TEAM
G	Zac Bierk	TB
G	Jamie McLennan	STL
G	Chris Terreri	NJ
G	Mike Vernon	FLA
D	Artem Anisimov	PHI
D	Chris Armstrong	SJ
D	Ladislav Benysek	ANA
D	Ian Herbers	NYI
D	Filip Kuba	CGY
D	Curtis Leschyshyn	CAR
D	Sean O'Donnell	LA
D	Oleg Orekhovskiy	WSH
F	Michael Bros	SJ
F	Jeff Daw	CHI
F	Jim Dowd	EDM
F	Darby Hendrickson	VAN
F	Joe Juneau	OTT
F	Sergei Krivokrasov	CGY
F	Darryl Laplante	DET
F	Jeff Nielsen	ANA
F	Stefan Nilsson	VAN
F	Jeff Odgers	COL
F	Scott Pellerin	STL
F	Stacy Roest	DET
F	Cam Stewart	FLA



ALL-TIME ROSTER

A

Almond, Cody (2009-11)
Armstrong, Chris (2000-01)

B

Backstrom, Niklas (2006-11)
Bagnall, Drew (2010-11)
Barker, Cam (2009-11)
Bartos, Peter (2000-01)
Belanger, Eric (2007-10)
Belle, Shawn (2006-07)
Benysek, Ladislav (2000-03)
Bergeron, Marc-Andre (2008-09)

Bierk, Zac (2000-01)

Blouin, Sylvain (2000-03)
Bombardir, Brad (2000-04)
Bonin, Brian (2000-01)

Boogaard, Derek (2005-10)

Bordeleau, Sebastien (2001-02)

Bouchard, Pierre-Marc (2002-11)

Brandner (2003-04)

Brodziak, Kyle (2009-11)

Brown, Brad (2001-04)

Brunette, Andrew (2001-04, 08-11)

Burns, Brent (2003-11)

C

Carney, Keith (2006-08)

Chouinard, Marc (2003-06)

Chouinard, Eric (2003-04)

Clutterbuck, Cal (2007-11)

Cullen, David (2001-02)

Cullen, Matt (2010-11)

D

Daigle, Alexandre (2003-06)

Daigneault, J.J. (2000-01)

Demitra, Pavol (2006-08)

Domenichelli, Hnat (2001-03)

Dowd, Jim (2000-04)

Dubielewicz, Wade (2009-10)

Dupuis, Pascal (2000-07)

E

Earl, Robbie (2009-11)

Ebbett, Andrew (2009-10)

F

Falk, Justin (2009-11)

Fedoruk, Todd (2007-08)

Ferguson, Scott (2005-06)

Fernandez, Manny (2000-07)

Foster, Kurtis (2005-09)

Foy, Matt (2005-08)

Fritsche, Dan (2008-09)

G

Gaborik, Marian (2000-09)

Gavey, Aaron (2000-02)

Gillies, Colton (2008-09, 2010-11)

Gustafson, Derek (2000-02)

H

Hall, Adam (2006-07)

Harding, Josh (2005-10)

Havlat, Martin (2009-11)

Hendrickson, Darby (2000-04)

Henry, Alex (2003-06)

Hilbert, Andy (2009-10)

Hill, Sean (2007-08)

Hnidy, Shane (2009-10)

I

Irmen, Danny (2009-10)

J

Johnson, Matt (2000-04)

Johnsson, Kim (2006-10)

K

Kalus, Petr (2009-10)

Kassian, Matt (2010-11)

Kelly, Steve (2007-08)

Khudobin, Anton (2009-11)

Kobasew, Chuck (2009-11)

Kochan, Dieter (2002-03)

Koivu, Mikko (2005-11)

Kolanos, Krystofer (2008-09)

Krivokrasov, Sergei (2000-02)

Kuba, Filip (2000-06)

L

Laaksonen, Antti (2000-04)

Latendresse, Guillaume (2009-11)

Leschyshyn, Curtis (2000-01)

M

Madden, John (2010-11)

Marshall, Jason (2001-04)

Matte, Christian (2000-01)

Matteucci, Mike (2001-02)

McKenna, Steve (2000-01)

McLennan, Jamie (2000-01)

McMillan, Carson (2010-11)

Michalek, Zbynek (2003-04)

Miettinen, Antti (2008-11)

Mitchell, Willie (2000-06)

Mojzis, Tomas (2008-09)

Moore, Dominic (2006-08)

Morgan, Jason (2006-07)

Muckalt, Bill (2002-03)

Murphy, Curtis (2002-03)

N

Nazarov, Andrei (2005-06)

Nielsen, Jeff (2000-01)

Nolan, Owen (2008-10)

Noreau, Maxim (2009-11)

Nummelin, Petteri (2006-08)

Nurminen, Kai (2000-01)

Nystrom, Eric (2010-11)

O

O'Donnell, Sean (2000-01)

Olvecky, Peter (2008-09)

Ortmeyer, Jed (2010-11)

O'Sullivan, Patrick (2010-11)

P

Park, Richard (2001-04)

Parrish, Mark (2006-08)

Patera, Pavel (2000-01)

Peters, Warren (2010-11)

Pellerin, Scott (2000-01)

Pouliot, Benoit (2006-10)

Prosser, Nate (2009-11)

R

Radivojevic, Branko (2006-08)

Reitz, Erik (2005-09)

Robitaille, Randy (2005-06)

Roche, Travis (2000-04)

Roest, Stacy (2000-02)

Roloson, Dwayne (2002-06)

Rolston, Brian (2005-08)

Ronning, Cliff (2002-03)

S

Schultz, Nick (2001-11)

Scott, John (2008-10)

Scandella, Marco (2010-11)

Sekeras, Lubomir (2000-03)

Sheppard, James (2007-10)

Sifers, Jaime (2009-10)

Simicek, Roman (2000-02)

ALL-TIME ROSTER



W

Walz, Wes (2000-08)

Wallin, Rickard (2002-04)

Wanvig, Kyle (2002-06)

Ward, Joel (2006-07)

Weinhandl, Mattias (2005-07)

Weller, Craig (2008-09)

Wellman, Casey (2009-11)

Westrum, Erik (2005-06)

White, Todd (2005-07)

Wiemer, Jason (2003-04)

Z

Zanon, Greg (2009-11)

Zholtok, Sergei (2001-04)

Zidlicky, Marek (2008-11)

Zyuzin, Andrei (2002-06)

Simon, Chris (2007-08)

Skoula, Martin (2005-09)

Smith, Nathan (2009-10)

Smith, Wyatt (2006-07)

Spurgeon, Jared (2010-11)

Staubitz, Brad (2010-11)

Stevenson, Jeremy (2002-04)

Stewart, Cam (2000-01)

Stoner, Clayton (2009-11)

Sutton, Andy (2000-02)

Sushinsky, Maxim (2000-01)

Sykora, Petr (2009-10)

T

Theodore, Jose (2010-11)

Tjarnqvist, Daniel (2005-06)

Trudel, Jean-Guy (2002-03)

V

Veilleux, Stephane (2002-09)

Virta, Tony (2001-02)

Voros, Aaron (2007-08)





ALL-TIME SWEATER NUMBERS

2 Willie Mitchell (2001-06) Erik Reitz (2007-09)	16 Steve McKenna (2000-01) Roman Simicek (2000-01) Bill Muckalt (2002-03) Steve Kelly (2007-08) Andrew Ebbett (2009-10) Brad Staubitz (2010-11)	Kurtis Foster (2005-09) Jaime Sifers (2009-10)	39 Ladislav Benysek (2000-01) Travis Roche (2000-01) Krystofer Kolanos (2008-09) Nate Prosser (2010-11)
3 Ladislav Benysek (2000-02) Keith Carney (2006-08) Marek Zidlicky (2008-11)	17 Filip Kuba (2000-06) Wyatt Smith (2006-07) Todd Fedoruk (2007-08) Petr Sykora (2009-10) Casey Wellman (2010-11)	27 Sean O'Donnell (2000-01) Kyle Wanvig (2002-06) Joel Ward (2006-07) Cody Almond (2010-11)	40 Chris Armstrong (2000-01)
4 Curtis Leschyshyn (2000-01) Brad Brown (2001-04) Shawn Belle (2005-06) Maxim Noreau (2010) Clayton Stoner (2010-11)	18 Cam Stewart (2000-01) Richard Park (2001-04) Mattias Weinhandl (2005-06) Adam Hall (2006-07) Colton Gillies (2008-09, 2010-11)	28 Mike Matteucci (2000-01) Jeremy Stevenson (2002-03) Jason Weimer (2003-04) Todd White (2005-07) Peter Olvecky (2008-09) Matt Kassian (2010-11)	41 Martin Skoula (2005-09) Justin Falk (2009-11)
5 Brad Bombardir (2000-04) Kim Johnsson (2006-10) Greg Zanon (2010-11)	19 Jeff Nielsen (2000-01) David Cullen (2001-02) Stephane Veilleux (2002-09) Andy Hilbert (2009) Patrick O'Sullivan (2010-11)	29 Jamie McLennan (2000-01) Josh Harding (2005-09) Jed Ortmeyer (2010-11)	42 Andy Sutton (2000-02) Drew Bagnall (2011)
6 Lubomir Sekeras (2000-01) Travis Roche (2000-01) Mike Matteucci (2001-02) Jean-Guy Trudel (2002-03) Zbynek Michalek (2003-04) Erik Reitz (2006-07) Sean Hill (2007-08) Tomas Mojzis (2008-09) Greg Zanon (2009-10) Marco Scandella (2010-11)	20 Maxim Sushinsky (2000-01) Andrei Zyuzin (2002-06) Antti Miettinen (2008-11)	30 Derek Gustafson (2000-01) Wayne Roloson (2001-06)	43 Warren Peters (2010-11)
7 Cliff Ronning (2002-03) Erik Westrum (2005-06) Clayton Stoner (2009-10) Matt Cullen (2010-11)	21 Cam Stewart (2000-02) Eric Chouinard (2003-04) Mikko Koivu (2005-06) Mark Parrish (2006-08) Kyle Brodziak (2009-11)	31 David Brumby (2000-01) Zac Bierk (2000-01) Derek Gustafson (2001-03) Dieter Kochan (2002-03) Miroslav Koprivka (2006-07) Wade Dubielewicz (2009-10)	44 Aaron Gavey (2005-06) Andrei Nazarov (2005-06)
8 Brent Burns (2003-11)	22 Stacy Roest (2000-02) Cal Clutterbuck (2007-11)	32 Brian Bonin (2000-01) Jason Marshall (2001-02) Marc Chouinard (2003-06) Niklas Backstrom (2006-11)	45 Peter Bartos (2000-01) Cam Barker (2009-10) Carson McMillan (2010-11)
9 Hnat Domenichelli (2002-03) Alexandre Daigle (2003-06) Mikko Koivu (2006-11)	23 Pavel Patera (2000-01) Jason Marshall (2001-04) Scott Ferguson (2005-06) Jason Morgan (2006-07) Petr Kalus (2009-10) Cody Almond (2009-10) Eric Nystrom (2010-11)	33 Scott Pellerin (2000-01) Sergei Zholtok (2001-04) Petteri Nummelin (2006-08)	46 Jared Spurgeon (2010-11)
10 Marian Gaborik (2000-09)	24 Antti Laaksonen (2000-04) Derek Boogaard (2005-10) Martin Havlat (2010-11)	34 Jim Dowd (2000-04) Daniel Tjarnqvist (2005-06) Aaron Voros (2007-08) Shane Hnidy (2009-10) Maxim Noreau (2010-11)	47 Marc-Andre Bergeron (2008-09)
11 Kai Nurminen (2000-01) Pascal Dupuis (2000-07) Dominic Moore (2006-07) Chris Simon (2007-08) Owen Nolan (2008-10) John Madden (2010-11)	25 Sergei Krivokrasov (2000-02) Rickard Wallin (2002-04) Randy Robitaille (2005-06) Eric Belanger (2007-10) Cam Barker (2010-11)	35 Manny Fernandez (2000-07) Anton Khudobin (2009-11)	48 Guillaume Latendresse (2009-11)
12 Matt Johnson (2000-04) Brian Rolston (2005-08) Craig Weller (2008-09) Chuck Kobasew (2009-11)	26 Christian Matte (2000-01) Tony Virta (2001-02) Christoph Brandner (2003-04)	36 Sylvain Blouin (2000-02) Alex Henry (2003-06) John Scott (2008-10)	49 Dan Fritsche (2008-09)
14 Darby Hendrickson (2000-04) Martin Havlat (2009-10)		37 Wes Walz (2000-08) Josh Harding (2009-11)	51 James Sheppard (2008-10)
15 J.J. Daigneault (2000-01) Andrew Brunette (2001-04; 2008-11) James Sheppard (2007-08)		38 Curtis Murphy (2002-03) Pavol Demitra (2006-08) Robbie Earl (2009-11)	55 Nick Schultz (2001-11)



2011

2012

RECORDS



EVERY PLAYER
EVERY SHIFT
EVERY FAN



ALL-TIME STREAKS

BIGGEST MARGINS OF VICTORY

Date	Margin of Victory	Opponent	Score	Goaltenders (Wild/Opp.)
1/19/11	6 goals	@ Calgary	6-0	Backstrom/Kiprusoff
10/12/05	6 goals	vs. Vancouver	6-0	Roloson/Cloutier
3/25/04	6 goals	@ Chicago	8-2	Fernandez/Munro
11/29/01	6 goals	vs. Florida	6-0	Roloson/Luongo, Kidd
12/17/00	6 goals	vs. Dallas	6-0	Fernandez/Belfour
1/29/09	5 goals	vs. Toronto	6-1	Backstrom/Pogge
10/14/06	5 goals	vs. Columbus	5-0	Fernandez/Leclaire, Norrena
12/08/05	5 goals	@ Pittsburgh	5-0	Fernandez/Thibault
10/19/05	5 goals	vs. San Jose	6-1	Fernandez/Nabokov
3/10/02	5 goals	vs. Columbus	5-0	Roloson/Tugnutt, Labbe
10/26/02	5 goals	@ Phoenix	6-1	Fernandez/Boucher
1/24/01	5 goals	@ Anaheim	5-0	Fernandez/Giguere
11/18/00	5 goals	@ Boston	6-1	Fernandez/Dafoe

BIGGEST MARGINS OF DEFEAT

Date	Margin of Defeat	Opponent	Score	Goaltenders (Wild/Opp.)
3/20/11	7 goals	vs. Montreal	8-1	Theodore, Backstrom/Auld
4/12/02	6 goals	@ Phoenix	7-1	Roloson, Gustafson/Burke, Esche
2/08/02	6 goals	vs. Colorado	6-0	Fernandez, Roloson/Aebischer
4/7/11	5 goals	at Vancouver	5-0	Backstrom, Theodore/Luongo
11/24/10	5 goals	vs. Philadelphia	6-1	Backstrom/Bobrovsky
3/18/10	5 goals	@ Nashville	5-0	Harding, Dubielewicz/Rinne
12/26/07	5 goals	@ Dallas	8-3	Harding/Turco
12/7/07	5 goals	@ Detroit	5-0	Harding/Hasek
1/16/06	5 goals	vs. Ottawa	6-1	Roloson/Hasek
3/15/03	5 goals	@ Columbus	5-0	Fernandez, Roloson/Denis
11/27/02	5 goals	@ Dallas	5-0	Fernandez/Turco
11/16/01	5 goals	vs. Detroit	8-3	Roloson, Fernandez/Legace
11/11/01	5 goals	vs. Vancouver	5-0	Fernandez, Roloson/Cloutier
1/12/01	5 goals	vs. Colorado	5-0	Fernandez/Roy
10/25/00	5 goals	@ Toronto	6-1	McLennan, Fernandez/Joseph

WINNING STREAKS

Longest Winning Streaks	Longest Home Winning Streaks	Longest Road Winning Streaks
9 games (3/8-3/24/07)	11 games (4/4-11/2/06)	5 games (3/8-3/17/07)
8 games (4/3-10/14/07)	8 games (12/5/06-01/2/07)	4 games (1/11-1/19/07)
6 games (10/05-10/18/06)	7 games (4/3-10/30/07)	3 games, 6x, last (1/4-1/8/11)
6 games (4/3-10/14/07)	7 games (3/15-10/11/08)	
5 games, 2x, last (11/27-12/5/09)	6 games, 2x, last (4/3-10/24/09)	

POINT STREAKS

Overall	Home	Road
12 games (3/26-10/27/08; 10-0-2)	13 games (2/19-10/24/09; 9-0-4)	9 games (2/22-3/17/07; 7-0-2)
11 games (4/3/07-10/21/07; 10-0-1)	12 games (3/9-10/28/08; 9-0-3)	7 games (12/6-12/30/03; 2-0-5)
10 games (3/8-3/27/07; 9-0-1)	11 games (4/4-11/2/06; 11-0-0)	6 games (12/18/10-1/8/11; 5-0-1)
9 games (12/13-12/30/03; 4-0-5)	10 games (2/29/04-10/12/05; 8-0-2)	5 games (10/12-11/4/02; 3-0-2)
8 games (12/17/00-1/5/01; 5-0-3)	9 games, 3x, last (1/6-2/6/10; 8-0-1)	5 games (3/4-03/18/04; 2-0-3)
		4 games, 7x, last (4/6-10/18/08; 3-0-1)

WINLESS STREAKS

Overall	Home	Road
12 games (3/11-4/4/01; 0-7-5)	8 games (2/26-3/28/01; 0-3-5)	12 games (12/18/03-1/31/04; 0-4-8)
9 games (1/19-2/8/02; 0-6-3)	6 games (1/11-2/8/02; 0-3-3)	11 games (11/20/06-1/9/07; 0-10-1)
8 games (3/10-3/26/11; 0-7-1)	6 games (11/13-11/30/03; 0-4-2)	8 games (10/3-10/26/09; 0-8-0)
7 games (12/23/03-1/5/04; 0-2-5)	5 games (10/29-11/22/00; 0-3-2)	7 games (3/15-10/6/01; 0-5-2)
7 games (2/22-3/7/04; 0-4-3)	5 games (10/14-10/31/01; 0-2-3)	7 games (3/31-10/12/02; 0-3-4)

LOSING STREAKS

Overall	Home	Road
5 games (12/5-12/14/08)	3 games, 3x, last (3/20-3/26/11)	8 games (10/3-10/26/09)
5 games (10/8-10/17/09)	2 games, 24x, last (1/9-1/14/11)	7 games (12/12/06-1/9/07)
4 games, 5x, last (3/10-3/17/11)		6 games (12/6-12/29/08)
		5 games, 3x, last (12/29/09-1/18/10)

SEASON-BY-SEASON STREAKS

Season	Longest Winning Streak	Longest Point Streak	Longest Winless Streak	Longest Losing Streak
2000-01	2 games (five times)	8 games (12/17-1/5)	12 games (3/11-4/4)	4 games (2/21-2/26)
2001-02	3 games (two times)	7 games (two times)	9 games (1/19-2/8)	4 games (1/30-2/8)
2002-03	3 games (six times)	6 games (two times)	5 games (11/25-12/5)	3 games (three times)
2003-04	3 games (four times)	9 games (12/13-12/30)	7 games (two times)	4 games (11/20-11/28)
2005-06	5 games (1/18-1/26)	5 games (1/18-1/26)	4 games (two times)	3 games (four times)
2006-07	9 games (3/8-3/24)	10 games (3/8-3/27)	4 games (11/25-12/2)	3 games (two times)
2007-08	5 games (10/4-10/14)	8 games (10/4-10/21)	5 games (two times)	3 games (two times)
2008-09	4 games (10/11-10/18)	7 games (10/11-10/27)	6 games (12/5-12/17)	5 games (12/5-12/14)
2009-10	5 games (11/27-12/5)	7 games (11/20-12/5)	5 games (10/8-10/17)	5 games (10/8-10/17)
2010-11	4 games (1/2-1/8)	4 games (two times)	8 games (3/10-3/26)	4 games (3/10-3/17)

RECORD BOOK



TEAM RECORDS

STREAKS

LONGEST WINNING STREAK, SEASON
9 - 3/8-3/24/07

At Home:
11 - 4/4-11/2/06

On Road:
5 - 3/8-3/17/07

LONGEST POINTS STREAK, SEASON
11 - (10-0-1) 4/3-10/21/07

At Home:
14 - (10-0-4) 3/9/08-10/27/09

On Road:
9 - (7-0-2) 2/22-3/17/07

LONGEST WINLESS STREAK, SEASON
12 - (0-9-3) 3/11-4/4/01

At Home:
8 - (0-5-3) 2/26-3/28/01

On Road:
12 - (0-4-8) 12/18/03-1/31/04

LONGEST LOSING STREAK, SEASON
5 - 12/5-12/14/08

At Home:
3 - 3x, last, 3/20-3/26/11

On Road:
8 - 10/3-10/26/09

LONGEST SHUTOUT STREAK, SEASON
169:20 - 3/31-4/7/07

At Home:
157:40 - 3/29-4/7/07

On Road:
158:14 - 12/29/08-1/9/09

MOST CONSECUTIVE GAMES WITHOUT BEING SHUTOUT, SEASON
93 - 11/2/05-11/29/06

At Home:
72 - 1/12/04-11/29/06

On Road:
54 - 11/2/05-12/27/06

LONGEST SCORELESS STREAK, SEASON
180:07 - 1/28-2/10/02

At Home:
180:07 - 1/28-2/10/02

On Road:
168:48 - 3/3-3/14/01

POINTS

MOST POINTS, SEASON
104 - 2006-07 (48-26-8)

At Home:
63 - 2006-07 (29-6-5)

On Road:
43 - 2x, last, 2010-11 (20-18-3)

FEWEST POINTS, SEASON
68 - 2000-01 (25-39-18)

At Home:
41 - 2001-02 (14-14-13)

On Road:
26 - 2000-01 (11-26-4)

WINS

MOST WINS, SEASON
48 - 2006-07

At Home:
29 - 2006-07

On Road:
20 - 2010-11

FEWEST WINS, SEASON
25 - 2000-01

At Home:
14 - 2x, last, 2001-02

On Road:
11 - 2x, last, 2003-04

FEWEST GAMES TO 10 WINS, SEASON
12 - 2006-07 (11/2/06)

FEWEST GAMES TO 20 WINS, SEASON
34 - 2007-08 (12/20/07)

FEWEST GAMES TO 30 WINS, SEASON
52 - 2007-08 (2/2/08)

FEWEST GAMES TO 40 WINS, SEASON
71 - 2006-07 (3/13/07)





RECORD BOOK

LOSSES

MOST LOSSES, SEASON
39 - 2000-01

At Home:
17 - 2010-11

On Road:
26 - 2000-01

FEWEST LOSSES, SEASON
26 - 2006-07

At Home:
6 - 2006-07

On Road:
16 - 2x, last, 2003-04

SHOOTOUTS

MOST SHOOTOUT APPEARANCES, SEASON
17 - 2006-07

At Home:
11 - 2006-07

On Road:
6 - 2006-07

MOST SHOOTOUT WINS, SEASON
10 - 2006-07

At Home:
7 - 2006-07

On Road:
3 - 2x, last, 2006-07

MOST SHOOTOUT LOSSES, SEASON
8 - 2007-08

At Home:
4 - 2x, last, 2009-10

On Road:
5 - 2007-08

MARGINS

LARGEST MARGIN OF VICTORY, SEASON
6 - 5x, last, 1/19/11 in 6-0 win at CGY

At Home:
6 - 3x, last, 10/12/05 in 6-0 win vs. VAN

On Road:
6 - 2x, last, 1/19/11 in 6-0 win at CGY

LARGEST MARGIN OF DEFEAT, SEASON
7 - 3/20/11 in 8-1 loss vs. MTL

At Home:
7 - 3/20/11 in 8-1 loss vs. MTL

On Road:
6 - 4/12/02 in 7-1 loss at PHX

GOALS

**DOES NOT INCLUDE SHOOTOUT GOALS*

MOST GOALS, SEASON
226 - 2005-06

At Home:
128 - 2009-10

On Road:
109 - 2006-07

FEWEST GOALS, SEASON
168 - 2000-01

At Home:
87 - 2000-01

On Road:
81 - 2000-01

MOST GOALS AGAINST, SEASON
239 - 2009-10

At Home:
115 - 2x, last, 2010-11

On Road:
124 - 2x, last, 2009-10

FEWEST GOALS AGAINST, SEASON
178 - 2002-03

At Home:
79 - 2002-03

On Road:
94 - 2003-04

MOST 20-GOAL SCORERS, SEASON
5 - 2006-07

MOST GOALS SCORED, GAME
8 - 2x, last, 4/10/09 in 8-4 win vs. NSH

At Home:
8 - 4/10/09 in 8-4 win vs. NSH

On Road:
8 - 3/25/04 in 8-2 win at CHI

MOST GOALS SCORED AGAINST, GAME
8 - 3x, last, 3/20/11 in 8-1 loss vs. MTL

At Home:
8 - 3/20/11 in 8-1 loss vs. MTL

On Road:
8 - 2x, last, 12/26/07 in 8-3 loss at DAL

MOST GOALS SCORED BY BOTH TEAMS, GAME
13 - 11/16/06 in 7-6 SO win at NSH

At Home:
12 - 4/10/09 in 8-4 win vs. NSH

On Road:
13 - 11/16/06 in 7-6 SO win at NSH

MOST GOALS, PERIOD
5 - 10/19/05 in 3rd of 6-1 win vs. SJ

At Home:
5 - 10/19/05 in 3rd of 6-1 win vs. SJ

On Road:
4 - 5x, last, 12/14/07 in 3rd of 5-2 win at ANA

MOST GOALS AGAINST, PERIOD
5 - 3x, last, 1/23/04 in 3rd of 6-2 loss at ANA

At Home:
4 - 5x, last, 3/20/11 in 2nd of 8-1 loss vs. MTL

On Road:
5 - 3x, last, 1/23/04 in 3rd of 6-2 loss at ANA

MOST GOALS BY BOTH TEAMS, PERIOD
6 - 7x, last, 1/2/11 in 3rd of 6-5 OT win vs. PHX

At Home:
6 - 3x, last, 1/2/11 in 3rd of 6-5 OT win vs. PHX

On Road:
6 - 4x, last, 11/16/06 in 2nd of 7-6 SO win at NSH

ASSISTS

MOST ASSISTS, GAME
14 - 3/25/04 in 8-2 win at CHI

At Home:
12 - 2x, last, 10/19/10 in 6-2 win vs. VAN

On Road:
14 - 3/25/04 in 8-2 win at CHI

MOST ASSISTS AGAINST, GAME
15 - 3/20/11 in 8-1 loss vs. MTL

At Home:
15 - 3/20/11 in 8-1 loss vs. MTL

On Road:
14 - 12/26/07 in 8-3 loss at DAL

MOST ASSISTS BY BOTH TEAMS, GAME
22 - 11/16/06 in 7-6 SO win at NSH (MIN-11, NSH-11)

At Home:
21 - 1/2/11 in 6-5 OT win vs. PHX (MIN-11, PHX-10)



RECORD BOOK

On Road:
22 - 11/16/06 in 7-6 SO win at NSH (MIN-11, NSH-11)

MOST ASSISTS, PERIOD
8 - 7x, last, 1/9/10 in 3rd of 6-5 SO win vs. CHI

At Home:
8 - 4x, last, 1/9/10 in 3rd of 6-5 SO win vs. CHI

On Road:
8 - 3x, last, 1/30/07 in 3rd of 5-2 win at STL

MOST ASSISTS AGAINST, PERIOD
10 - 2x, last, 1/23/04 in 3rd of 6-2 loss at ANA

At Home:
8 - 3/20/11 in 2nd of 8-1 loss vs. MTL

On Road:
10 - 2x, last, 1/23/04 in 3rd of 6-2 loss at ANA

MOST ASSISTS BY BOTH TEAMS, PERIOD
12 - 11/16/01 in 3rd of 8-3 loss at DET (MIN-6, DET-6)

At Home:
11 - 1/2/11 in 3rd of 6-5 OT win vs. PHX (MIN-3, PHX-8)

On Road:
12 - 11/16/01 in 3rd of 8-3 loss at DET (MIN-6, DET-6)

POINTS

MOST POINTS, GAME
22 - 3/25/04 in 8-2 win at CHI

At Home:
19 - 4/10/09 in 8-4 win vs. NSH

On Road:
22 - 3/25/04 in 8-2 win at CHI

MOST POINTS AGAINST, GAME
22 - 2x, last, 3/20/11 in 8-1 loss vs. MTL

At Home:
22 - 3/20/11 in 8-1 loss vs. MTL

On Road:
22 - 12/26/07 in 8-3 loss at DAL

MOST POINTS BY BOTH TEAMS, GAME
34 - 11/16/06 in 7-6 SO win at NSH (MIN-17, NSH-17)

At Home:
32 - 1/2/11 in 6-5 OT win vs. PHX (MIN-17, PHX-15)

On Road:
34 - 11/16/06 in 7-6 SO win at NSH (MIN-17, NSH-17)

MOST POINTS, PERIOD
12 - 8x, last, 1/9/10 (4g-8a) in 3rd of 6-5 SO win vs. CHI

At Home:
12 - 5x, last, 1/9/10 (4g-8a) in 3rd of 6-5 SO win vs. CHI

On Road:
12 - 3x, last, 1/30/07 (4g-8a) in 3rd of 5-2 win at STL

MOST POINTS AGAINST, PERIOD
15 - 4/12/02 (5g-10a) in 2nd of 7-1 loss at PHX

At Home:
12 - 3/20/11 (4g-8a) in 2nd of 8-1 loss vs. MTL

On Road:
15 - 4/12/02 (5g-10a) in 2nd of 7-1 loss at PHX

MOST POINTS BY BOTH TEAMS, PERIOD
18 - 11/16/01 in 3rd of 8-3 loss at DET (MIN-9, DET-9)

At Home:
17 - 1/2/11 in 3rd of 6-5 OT win vs. PHX (MIN-5, PHX-12)

On Road:
18 - 11/16/01 in 3rd of 8-3 loss at DET (MIN-9, DET-9)

SPECIAL TEAMS

BEST POWER-PLAY PERCENTAGE, SEASON
20.1 - 2008-09 (66/328)

At Home:
23.8 - 2006-07 (49/206)

On Road:
19.0 - 2008-09 (32/168)

LOWEST POWER-PLAY PERCENTAGE, SEASON
9.6 - 2000-01 (36/374)

At Home:
9.7 - 2000-01 (19/198)

On Road:
9.7 - 2000-01 (17/176)

BEST PENALTY-KILL PERCENTAGE, SEASON
87.6 - 2008-09 (36/291)

At Home:
87.0 - 2x, last, 2005-06 (28/215)

On Road:
89.1 - 2008-09 (17/156)

LOWEST PENALTY-KILL PERCENTAGE, SEASON
82.7 - 2009-10 (53/306)

At Home:
83.1 - 2010-11 (26/163)

On Road:
81.4 - 2009-10 (31/167)

MOST POWER-PLAY GOALS, SEASON
77 - 2005-06

At Home:
49 - 2006-07

On Road:
32 - 2008-09

FEWEST POWER-PLAY GOALS, SEASON
36 - 2000-01

At Home:
19 - 2000-01

On Road:
17 - 2000-01

MOST POWER-PLAY GOALS AGAINST, SEASON
62 - 2001-02

At Home:
28 - 2005-06

On Road:
35 - 2001-02

FEWEST POWER-PLAY GOALS AGAINST, SEASON
36 - 2008-09

At Home:
19 - 2008-09

On Road:
17 - 2008-09

MOST POWER-PLAY GOALS, GAME
5 - 3x, last, 11/29/08 in 6-2 win at NSH

At Home:
5 - 2x, last, 2/7/06 in 5-1 win vs. LA

On Road:
5 - 11/29/08 in 6-2 win at NSH

MOST POWER-PLAY GOALS AGAINST, GAME
4 - 1/30/10 in 5-2 loss at SJ

At Home:
3 - 2x, last, 2/8/02 in 6-0 loss vs. COL

On Road:
4 - 1/30/10 in 5-2 loss at SJ

MOST POWER-PLAY GOALS, PERIOD
4 - 12/14/07 in 2nd of 5-2 win at ANA

At Home:
3 - 3x, last, 11/5/07 in 1st of 5-2 win vs. EDM

On Road:
4 - 12/14/07 in 2nd of 5-2 win at ANA

MOST POWER-PLAY GOALS AGAINST, PERIOD
3 - 2x, last, 4/2/03 in 1st of 3-0 loss at CBJ

At Home:
3 - 2/8/02 in 1st of 6-0 loss vs. COL

On Road:
3 - 4/2/03 in 1st of 3-0 loss at CBJ



RECORD BOOK

MOST POWER-PLAY CHANCES, SEASON

453 - 2005-06 (77 PPGs, 17.0%)

At Home:

236 - 2005-06 (46 PPGs, 19.5%)

On Road:

217 - 2005-06 (31 PPGs, 14.3%)

FEWEST POWER-PLAY CHANCES, SEASON

292 - 2010-11 (53 PPGs, 18.2%)

At Home:

152 - 2010-11 (30 PPGs, 19.7%)

On Road:

140 - 2010-11 (23 PPGs, 16.4%)

MOST POWER-PLAY CHANCES, GAME

11 - 3x, last, 11/29/08 in 6-2 win at NSH

At Home:

11 - 12/29/06 in 4-3 OT win vs. CBJ

On Road:

11 - 2x, last, 11/29/08 in 6-2 win at NSH

FEWEST POWER-PLAY CHANCES, GAME

0 - 5x, last, 1/4/11 in 2-1 win at NJ

At Home:

0 - 3/6/07 in 3-0 loss vs. SJ

On Road:

0 - 4x, last, 1/4/11 in 2-1 win at NJ

MOST CONSECUTIVE GAMES WITH A PP GOAL, SEASON

9 - 10/16-11/1/03

At Home:

10 - 10/25-12/17/05

On Road:

5 - 3x, last, 12/9-12/23/10

MOST CONSECUTIVE GAMES WITH A PP GOAL AGAINST, SEASON

7 - 12/07-12/19/02

At Home:

7 - 2x, last, 11/23-12/19/02

On Road:

8 - 2x, last, 11/14-12/12/10

MOST SHORT-HANDED GOALS, SEASON

13 - 2000-01

At Home:

10 - 2000-01

On Road:

7 - 2001-02

FEWEST SHORT-HANDED GOALS, SEASON

3 - 2007-08

At Home:

2 - 2007-08

On Road:

1 - 3x, last, 2009-10

MOST SHORT-HANDED GOALS AGAINST, SEASON

14 - 2000-01

At Home:

7 - 2000-01

On Road:

9 - 2009-10

FEWEST SHORT-HANDED GOALS AGAINST, SEASON

5 - 2002-03

At Home:

2 - 2003-04

On Road:

1 - 2002-03

MOST SHORT-HANDED GOALS, GAME

2 - 2x, last, 4/11/09 in 6-3 win at CBJ

At Home:

2 - 11/26/00 in 4-2 win vs. VAN

On Road:

2 - 4/11/09 in 6-3 win at CBJ

MOST SHORT-HANDED GOALS AGAINST, GAME

2 - 2x, last, 2/14/09 in 5-3 loss vs. OTT

At Home:

2 - 2x, last, 2/14/09 in 5-3 loss vs. OTT

On Road:

1 - 46x, last, 2/24/11 in 4-2 loss at LA

MOST SHORT-HANDED GOALS, PERIOD

2 - 11/26/00 in 2nd of 4-2 win vs. VAN

At Home:

2 - 11/26/00 in 2nd of 4-2 win vs. VAN

On Road:

1 - 31x, last, 3/17/11 in 1st of 3-2 loss at SJ

MOST SHORT-HANDED GOALS AGAINST, PERIOD

1 - 86x, last, 2/28/11 in 3rd of 4-2 loss vs. CHI

At Home:

1 - 40x, last, 2/28/11 in 3rd of 4-2 loss vs. CHI

On Road:

1 - 46x, last, 2/24/11 in 3rd of 4-2 loss at ANA

MOST TIMES SHORT-HANDED, SEASON

436 - 2005-06 (55 PPGA, 87.4%)

At Home:

215 - 2005-06 (28 PPGA, 87.0%)

On Road:

221 - 2005-06 (27 PPGA, 87.8%)

FEWEST TIMES SHORT-HANDED, SEASON

283 - 2003-04 (44 PPGA, 84.5%)

At Home:

135 - 2008-09 (19 PPGA, 85.9%)

On Road:

141 - 2003-04 (21 PPGA, 85.1%)

MOST SHORT-HANDED SITUATIONS, GAME

10 - 3x, last, 10/21/10 in 4-2 win at EDM

At Home:

9 - 2x, last, 1/24/06 in 3-2 win vs. PHX

On Road:

10 - 3x, last, 10/21/10 in 4-2 win at EDM

MOST CONSECUTIVE GAMES WITH A SH GOAL, SEASON

2 - 7x, last, 11/7-11/10/09

At Home:

None

On Road:

2 - 2x, last, 4/7-4/9/06

MOST CONSECUTIVE GAMES WITH A SH GOAL AGAINST, SEASON

3 - 2x, last, 3/26-4/5/10

At Home:

3 - 10/15-10/20/00

On Road:

3 - 3/26-4/5/10

PENALTY MINUTES

MOST PENALTY MINUTES, SEASON

1,209 - 2x, last, 2005-06

At Home:

591 - 2005-06

On Road:

681 - 2001-02

FEWEST PENALTY MINUTES, SEASON

889 - 2008-09

At Home:

394 - 2008-09

On Road:

425 - 2006-07



RECORD BOOK

MOST PENALTY MINUTES, GAME

57 - 3/2/02 in 6-3 loss at VAN

At Home:

54 - 3/28/08 in 4-0 win vs. VAN

On Road:

57 - 3/2/02 in 6-3 loss at VAN

MOST PENALTY MINUTES BY OPPONENT, GAME

69 - 4/8/11 in 3-1 win at EDM

At Home:

63 - 2/2/04 in 4-0 win vs. STL

On Road:

69 - 4/8/11 in 3-1 win at EDM

MOST PENALTY MINUTES BY BOTH TEAMS, GAME

122 - 4/8/11 in 3-1 win at EDM (MIN-53, EDM-69)

At Home:

113 - 3/28/08 in 4-0 win vs. VAN (MIN-64, VAN-49)

On Road:

122 - 4/8/11 in 3-1 win at EDM (MIN-53, EDM-69)

MOST PENALTY MINUTES, PERIOD

48 - 3/28/08 in 3rd of 4-0 win vs. VAN

At Home:

48 - 3/28/08 in 3rd of 4-0 win vs. VAN

On Road:

47 - 4/8/11 in 1st of 3-1 win at EDM

MOST PENALTY MINUTES BY OPPONENT, PERIOD

53 - 4/8/11 in 1st of 3-1 win at EDM

At Home:

44 - 2/2/04 in 3rd of 4-0 win vs. STL

On Road:

53 - 4/8/11 in 1st of 3-1 win at EDM

MOST PENALTY MINUTES BY BOTH TEAMS, PERIOD

100 - 4/8/11 in 1st of 3-1 win at EDM (MIN-47, EDM-53)

At Home:

81 - 3/28/08 in 3rd of 4-0 win vs. VAN (MIN-48, VAN-33)

On Road:

100 - 4/8/11 in 1st of 3-1 win at EDM (MIN-47, EDM-53)

PENALTIES

MOST PENALTIES, GAME

16 - 3/2/02 in 6-3 loss at VAN

At Home:

15 - 2/2/04 in 4-0 win vs. STL

On Road:

16 - 3/2/02 in 6-3 loss at VAN

MOST PENALTIES BY OPPONENT, GAME

16 - 3x, last, 11/29/08 in 6-2 win at NSH

At Home:

16 - 2x, last, 2/2/04 in 4-0 win vs. STL

On Road:

16 - 11/29/08 in 6-2 win at NSH

MOST PENALTIES BY BOTH TEAMS, GAME

31 - 2/2/04 in 4-0 win vs. STL (MIN-15, STL-16)

At Home:

31 - 2/2/04 in 4-0 win vs. STL (MIN-15, STL-16)

On Road:

25 - 2x, last, 11/29/08 in 6-2 win at NSH (MIN-9, NSH-16)

FEWEST PENALTIES, GAME

0 - 2x, last, 1/2/04 in 2-1 loss vs. EDM

At Home:

0 - 2x, last, 1/2/04 in 2-1 loss vs. EDM

On Road:

1 - 6x, last, 12/18/10 in 3-1 win at CGY

FEWEST PENALTIES BY OPPONENT, GAME

0 - 3x, last, 3/3/10 in 4-0 win at CGY

At Home:

0 - 3/6/07 in 3-0 loss vs. SJ

On Road:

0 - 2x, last, 3/3/10 in 4-0 win at CGY

FEWEST PENALTIES BY BOTH TEAMS, GAME

2 - 5x, last, 3/3/10 in 4-0 win at CGY (MIN-2, CGY-0)

At Home:

2 - 3x, last, 12/15/09 in 2-1 win vs. CBJ (MIN-1, CBJ-1)

On Road:

2 - 2x, last, 3/3/10 in 4-0 win at CGY (MIN-2, CGY-0)

SHOTS

MOST SHOTS, SEASON

2,431 - 2006-07

At Home:

1,235 - 2006-07

On Road:

1,196 - 2006-07

FEWEST SHOTS, SEASON

1,954 - 2001-02

At Home:

965 - 2001-02

On Road:

981 - 2003-04

MOST SHOTS AGAINST, SEASON

2,625 - 2010-11

At Home:

1,244 - 2000-01

On Road:

1,403 - 2010-11

FEWEST SHOTS AGAINST, SEASON

2,297 - 2001-02

At Home:

1,046 - 2001-02

On Road:

1,091 - 2002-03

MOST SHOTS, GAME

47 - 12/21/02 in 4-2 loss at COL

At Home:

43 - 1/10/03 in 2-1 win vs. PHX

On Road:

47 - 12/21/02 in 4-2 loss at COL

MOST SHOTS AGAINST, GAME

56 - 11/8/01 in 5-3 win at BOS

At Home:

51 - 12/22/07 in 4-1 loss vs. DET

On Road:

56 - 11/8/01 in 5-3 win at BOS

MOST SHOTS BY BOTH TEAMS, GAME

90 - 11/16/06 in 7-6 SO win at NSH (MIN-45, NSH-45)

At Home:

73 - 2x, last, 1/2/11 in 6-5 OT win vs. PHX (MIN-29, PHX-44)

On Road:

90 - 11/16/06 in 7-6 SO win at NSH (MIN-45, NSH-45)

FEWEST SHOTS, GAME

11 - 4x, last, 3/9/10 in 3-2 SO loss vs. FLA

At Home:

11 - 3/9/10 in 3-2 SO loss vs. FLA

On Road:

11 - 3x, last, 1/23/04 in 6-2 loss at ANA

FEWEST SHOTS AGAINST, GAME

13 - 1/18/03 in 1-0 loss vs. ANA

At Home:

13 - 1/



RECORD BOOK

On Road:
15 - 3/1/03 in 2-0 loss at STL

FEWEST SHOTS BY BOTH TEAMS, GAME
32 - 2/15/04 in 2-1 loss vs. CGY (MIN-16, CGY-16)

At Home:
32 - 2/15/04 in 2-1 loss vs. CGY (MIN-16, CGY-16)

On Road:
38 - 10/13/00 in 2-0 loss at STL (MIN-16, STL-22)

MOST SHOTS, PERIOD
23 - 3/22/09 in 2nd of 3-0 win vs. EDM

At Home:
23 - 3/22/09 in 2nd of 3-0 win vs. EDM

On Road:
22 - 11/22/06 in 2nd of 4-2 loss at MTL

MOST SHOTS AGAINST, PERIOD
25 - 2x, last, 1/22/11 in 2nd of 4-3 loss at SJ

At Home:
20 - 3/16/10 in 4-2 win vs. EDM

On Road:
25 - 2x, last, 1/22/11 in 2nd of 4-3 loss at SJ

MOST SHOTS BY BOTH TEAMS, PERIOD
36 - 2x, last, 2/27/03 in 2nd of 6-3 win at MTL (MIN-21, MTL-15)

At Home:
33 - 11/28/09 in 3rd of 4-2 win vs. TB (MIN-14, TB-19)

On Road:
36 - 2x, last, 2/27/03 in 2nd of 6-3 win at MTL (MIN-21, MTL-15)

FEWEST SHOTS, PERIOD
0 - 11/08/01 in 3rd of 5-3 win at BOS

At Home:
1 - 5x, last, 2/19/09 in 3rd of 3-2 OT loss vs. CGY

On Road:
0 - 11/08/01 in 3rd of 5-3 win at BOS

FEWEST SHOTS AGAINST, PERIOD
0 - 2x, last, 3/31/09 in 3rd of 2-1 OT loss vs. VAN

At Home:
0 - 2x, last, 3/31/09 in 3rd of 2-1 OT loss vs. VAN

On Road:
1 - 1/4/11 in 1st of 2-1 win at NJ

FEWEST SHOTS BY BOTH TEAMS, PERIOD
4 - 10/18/05 in 3rd of 2-1 loss at PHX (MIN 2, PHX 2)

At Home:
6 - 3/14/01 in 3rd of 1-0 loss vs. STL (MIN-5, STL-1)

On Road:
4 - 10/18/05 in 3rd of 2-1 loss at PHX (MIN 2, PHX 2)

FASTEST GOALS

FASTEST GOAL FROM START OF GAME
0:21 - Matt Johnson, 3/23/03 in 4-0 win vs. DET

At Home:
0:21 - Matt Johnson, 3/23/03 in 4-0 win vs. DET

On Road:
0:33 - Kyle Brodziak, 2/3/11 in 4-3 win at COL

FASTEST GOAL AGAINST FROM START OF GAME
0:13 - Brenden Morrow, 10/29/08 in 4-2 loss at DAL

At Home:
0:26 - Andrew Brunette, 12/23/05 in 5-3 win vs. COL

On Road:
0:13 - Brenden Morrow, 10/29/08 in 4-2 loss at DAL

FASTEST GOAL FROM START OF 2ND PERIOD:
0:09 - Brian Rolston, 11/30/07 in 3-2 OT win vs. STL

At Home:

0:09 - Brian Rolston, 11/30/07 in 3-2 OT win vs. STL

On Road:
0:12 - 2x, last, Andrew Brunette, 4/5/10 in 4-1 loss at EDM

FASTEST GOAL AGAINST FROM START OF 2ND PERIOD
0:11 - Brad Richards, 10/25/03 in 3-2 loss at TB

At Home:
0:36 - Ryan Smyth, 4/6/06 in 2-1 win vs. EDM

On Road:
0:11 - Brad Richards, 10/25/03 in 3-2 loss at TB

FASTEST GOAL FROM START OF 3RD PERIOD
0:09 - Casey Wellman, 4/10/10 in 4-3 SO loss vs. DAL

At Home:
0:09 - Casey Wellman, 4/10/10 in 4-3 SO loss vs. DAL

On Road:
0:36 - Brian Rolston, 12/3/05 in 3-2 SO loss at NJ

FASTEST GOAL AGAINST FROM START OF 3RD PERIOD
0:07 - Trent Klatt, 11/26/00 in 4-2 win vs. VAN

At Home:
0:07 - Trent Klatt, 11/26/00 in 4-2 win vs. VAN

On Road:
0:09 - Patrick Marleau, 10/10/09 in 4-2 loss at SJ

FASTEST GOAL FROM START OF OVERTIME
0:25 - Marian Gaborik, 10/18/06 in 2-1 OT win vs. LA

At Home:
0:53 - Marc Chouinard, 3/31/04 in 5-4 OT win vs. COL

On Road:
0:25 - Marian Gaborik, 10/18/06 in 2-1 OT win vs. LA

FASTEST GOAL AGAINST FROM START OF OVERTIME
0:21 - Oleg Tverdovsky, 12/8/00 in 1-0 OT loss vs. ANA

At Home:
0:21 - Oleg Tverdovsky, 12/8/00 in 1-0 OT loss vs. ANA

On Road:
0:25 - Lee Stempniak, 3/10/06 in 2-1 OT loss at STL

LATEST OVERTIME GOAL
4:55 - Marian Gaborik, 2/17/08 in 5-4 OT win vs. NSH

At Home:
4:55 - Marian Gaborik, 2/17/08 in 5-4 OT win vs. NSH

On Road:
4:46 - Mikko Koivu, 3/5/09 in 4-3 OT win at SJ

LATEST OVERTIME GOAL AGAINST
4:36 - Claude Lemieux, 11/16/01 in 2-1 OT loss at PHX

At Home:
4:35 - Mike Comrie, 3/22/04 in 3-2 OT loss vs. PHX

On Road:
4:36 - Claude Lemieux, 11/16/01 in 2-1 OT loss at PHX

FASTEST TWO GOALS, INDIVIDUAL
0:16 - Pierre-Marc Bouchard, 2/10/06, @18:51 & 19:07 of 1st of 6-3 win at EDM

At Home:
1:20 - Richard Park, 3/18/02, @ 17:02 & 18:22 of 2nd of 4-2 win vs. CGY

On Road:
0:16 - Pierre-Marc Bouchard, 2/10/06, @18:51 & 19:07 of 1st of 6-3 win at EDM

FASTEST TWO GOALS AGAINST, INDIVIDUAL
0:20 - Stu Barnes, 10/19/03, @ 8:16 & 8:36 of 2nd of 3-1 loss at DAL

At Home:
0:57 - Sergei Zubov, 11/25/01, @ 8:23 & 9:20 of 3rd of 4-3 loss vs. DAL

On Road:
0:20 - Stu Barnes, 10/19/03, @ 8:16 & 8:36 of 2nd of 3-1 loss at DAL



RECORD BOOK

FASTEST TWO GOALS, TEAM
0:03 - Jim Dowd & Richard Park, 1/21/04, @ 19:44 & 19:47 of 3rd of 4-2 win vs. CHI

At Home:
0:03 - Jim Dowd & Richard Park, 1/21/04, @ 19:44 & 19:47 of 3rd of 4-2 win vs. CHI

On Road:
0:11 - Mattias Weinhandl & Wes Walz, 4/15/06, @ 7:37 & 7:48 of 3rd of 4-3 OT loss at DAL

FASTEST TWO GOALS AGAINST, TEAM
0:10 - Scott Mellanby & Sergei Varlamov, 12/2/01 @ 6:42 & 6:52 of 2nd of 4-4 OT tie vs. STL

At Home:
0:10 - Scott Mellanby & Sergei Varlamov, 12/2/01 @ 6:42 & 6:52 of 2nd of 4-4 OT tie vs. STL

On Road:
0:14 - 2x, last, Brenden Morrow & Mike Modano, 12/26/06 @ 8:12 & 8:26 of 3rd in 8-3 loss at DAL

FASTEST TWO GOALS, BOTH TEAMS
0:07 - 2x, last, Taylor Pyatt (VAN) & Pierre-Marc Bouchard (MIN), 1/21/08, @ 19:31 & 19:38 of 3rd in 4-2 win at VAN

At Home:
0:10 - Mark Parrish (MIN) & Jonathan Cheechoo (SJ), 12/31/07, @ 15:22 & 15:32 of 3rd in 3-2 loss vs. SJ

On Road:
0:07 - 2x, last, Taylor Pyatt (VAN) & Pierre-Marc Bouchard (MIN), 1/21/08, @ 19:31 & 19:38 of 3rd in 4-2 win at VAN

FASTEST THREE GOALS, INDIVIDUAL
12:05 - Gaborik, 12/20/07 @ 13:33 of 1st, 3:47 & 5:38 of 2nd in 6-3 win vs. NYR

At Home:
12:05 - Gaborik, 12/20/07 @ 13:33 of 1st, 3:47 & 5:38 of 2nd in 6-3 win vs. NYR

On Road:
17:08 - Latendresse, 1/16/10 @ 17:35 of 2nd, 10:36 & 14:43 of 3rd in 6-4 loss @ PHX

FASTEST THREE GOALS AGAINST, INDIVIDUAL
12:38 - Vaclav Prospal (ANA), 1/23/04 @ 5:05, 15:20 & 17:43 of 3rd of 6-2 loss at ANA

At Home:
20:36 - P.K. Subban (MTL), 3/20/11, @ 0:51 & 16:23 of 2nd, 1:27 of 3rd in 8-1 loss vs. MTL

On Road:
12:38 - Vaclav Prospal (ANA), 1/23/04 @ 5:05, 15:20 & 17:43 of 3rd of 6-2 loss at ANA

FASTEST THREE GOALS, TEAM
1:41 - Andrei Zyuzin, Wes Walz and Matt Johnson, 3/25/04, @ 7:27, 7:47 & 9:08 of 1st of 8-2 win at CHI

At Home:
1:53 - Alexandre Daigle, Filip Kuba and Antti Laaksonen, 1/16/04, @ 12:00, 12:30 & 13:53 of 3rd of 4-2 win vs. PIT

On Road:
1:41 - Andrei Zyuzin, Wes Walz and Matt Johnson, 3/25/04, @ 7:27, 7:47 & 9:08 of 1st of 8-2 win at CHI

FASTEST THREE GOALS AGAINST, TEAM
1:08 - Todd Bertuzzi, Trevor Letowski & Ed Jovanovski, 11/02/02 @ 9:24, 9:51 & 10:32 of 1st of 4-2 loss vs. VAN

At Home:
1:08 - Todd Bertuzzi, Trevor Letowski & Ed Jovanovski, 11/02/02 @ 9:24, 9:51 & 10:32 of 1st of 4-2 loss vs. VAN

On Road:
1:31 - Trevor Daley, Tom Wandell & Mike Ribiero, 3/11/11

@15:52, 17:05 & 17:23 of 2nd of 4-0 loss at DAL

FASTEST THREE GOALS, BOTH TEAMS
0:35 - Ales Kotalik and Stu Barnes (BUF), Antti Laaksonen (MIN), 12/28/02, @ 18:29, 18:46, & 19:04 of 3rd of 4-3 win at BUF

At Home:
0:38 - Pascal Dupuis (MIN), Scott Mellanby and Sergei Varlamov (STL), 12/2/01, @ 6:14, 6:42, & 6:52 of 2nd of 4-4 OT tie vs. STL

On Road:
0:35 - Ales Kotalik and Stu Barnes (BUF), Antti Laaksonen (MIN), 12/28/02, @ 18:29, 18:46, & 19:04 of 3rd per. of 4-3 win at BUF

FASTEST FOUR GOALS, TEAM
5:20 - Andrew Brunette, Alexandre Daigle, Filip Kuba and Antti Laaksonen, 1/16/04, @ 8:33, 12:00, 12:30 & 13:53 of 3rd of 4-2 win vs. PIT

At Home:
5:20 - Andrew Brunette, Alexandre Daigle, Filip Kuba and Antti Laaksonen, 1/16/04, @ 8:33, 12:00, 12:30 & 13:53 of 3rd of 4-2 win vs. PIT

On Road:
7:34 - Andrei Zyuzin, Wes Walz, Matt Johnson, and Antti Laaksonen, 3/25/04 @ 7:27, 7:47, 9:08 & 15:01 of 1st of 8-2 win at CHI

FASTEST FOUR GOALS AGAINST, TEAM
2:36 - Ladislav Nagy, Landon Wilson, Denis Pederson and Daymond Langkow, 4/12/02 @ 11:23, 11:42, 13:16 & 13:59 of 2nd of 7-1 loss at PHX

At Home:
11:27 - Josef Vasicek, Rod Brind'Amour, Jeff O'Neill and Erik Cole, 10/24/01 @ 1:15, 6:18, 6:40 & 12:40 of 3rd of 7-3 loss vs. CAR

On Road:
2:36 - Ladislav Nagy, Landon Wilson, Denis Pederson & Daymond Langkow, 4/12/02 @ 11:23, 11:42, 13:16 & 13:59 of 2nd of 7-1 loss at PHX

FASTEST FOUR GOALS, BOTH TEAMS
1:57 - Patrick Marleau, Scott Hannan (SJ) & Richard Park, Pascal Dupuis (MIN), 2/07/03, @ 4:37, 5:10, 5:50 & 6:34 of 1st of 4-3 win vs. SJ

At Home:
1:57 - Patrick Marleau, Scott Hannan (SJ) & Richard Park, Pascal Dupuis (MIN), 2/07/03, @ 4:37, 5:10, 5:50 & 6:34 of 1st of 4-3 win vs. SJ

On Road:
2:47 - Cliff Ronning, Marian Gaborik, Antti Laaksonen (MIN) & Jaroslav Modry (LA), 11/04/02 @ 17:07, 18:21, 18:51 & 19:54 of 3rd of 5-2 win at LA

INDIVIDUAL RECORDS GAMES PLAYED

MOST GAMES PLAYED, CAREER
681 - Nick Schultz, 2001-11

By Left Wing
489 - Andrew Brunette, 2001-04, 2008-11

By Center
438 - Wes Walz, 2000-07

By Right Wing
502 - Marian Gaborik, 2000-09

By Defenseman
681 - Nick Schultz, 2001-11

MOST CONSECUTIVE GAMES PLAYED
288 - Antti Laaksonen, 2000-04



RECORD BOOK

MOST GAMES PLAYED, SEASON

- 82 - Andrew Brunette, 2010-11; 2009-10; 2003-04; 2002-03
- Antti Laaksonen; 2002-03; 2001-02; 2000-01
- Wes Walz, 2005-06; 2000-01
- Jim Dowd, 2001-02
- Brian Rolston, 2005-06
- Pierre-Marc Bouchard, 2006-07
- Mikko Koivu, 2006-07
- Branko Radivojevic, 2006-07
- Nick Schultz, 2006-07
- Brent Burns, 2007-08
- Antti Miettinen, 2008-09
- James Sheppard, 2008-09
- Kyle Brodziak, 2009-10
- Eric Nystrom, 2010-11
- Greg Zanon, 2010-11

By Defenseman

- 82 - Nick Schultz, 2006-07
- Brent Burns, 2007-08
- Greg Zanon, 2010-11

By Rookie

- 78 - James Sheppard, 2007-08
- Cal Clutterbuck, 2008-09

GOALS

MOST GOALS, CAREER

- 219 - Marian Gaborik, 2000-09

By Left Wing

- 119 - Andrew Brunette, 2001-04, 2008-11

By Center

- 96 - Mikko Koivu, 2005-11

By Right Wing

- 219 - Marian Gaborik, 2000-09

By Defenseman

- 55 - Brent Burns, 2003-11

MOST GOALS, SEASON

- 42 - Marian Gaborik, 2007-08

By Left Wing

- 34 - Brian Rolston, 2005-06

By Center

- 22 - Mikko Koivu, 2009-10

By Right Wing

- 42 - Marian Gaborik, 2007-08

By Defenseman

- 17 - Brent Burns, 2010-11

By Rookie

- 18 - Marian Gaborik, 2000-01

MOST GOALS, GAME

- 5 - Marian Gaborik, 12/20/07 vs. NYR

By Defenseman

- 2 - 14x, last, Brent Burns, 11/6/10 at CBJ

By Rookie

- 2 - 9x, last, Robbie Earl, 11/15/09 at CAR

By Rookie in his NHL debut

- 1 - Carson McMillan, 4/3/11 at DET
- Rickard Wallin, 12/12/02 at DET
- Pascal Dupuis, 04/2/01 at SJ
- Marian Gaborik, 10/6/00 at ANA

MOST GOALS AGAINST, GAME

- 3 - 13x, last, Ryan Kesler, 4/7/11 at VAN

MOST GOALS, PERIOD

- 2 - 58x, last, Matt Cullen, 12/23/10 at COL (1st)

MOST GOALS AGAINST, PERIOD

- 3 - Vaclav Prospal, 1/23/04 at ANA (3rd)

MOST GOALS AT HOME, SEASON

- 28 - Marian Gaborik, 2007-08

By Defenseman

- 10 - Brent Burns, 2007-08

By Rookie

- 9 - 2x, last, Kurtis Foster, 2005-06

MOST GOALS ON ROAD, SEASON

- 22 - Marian Gaborik, 2002-03

By Defenseman

- 11 - Brent Burns, 2010-11

By Rookie

- 11 - Marian Gaborik, 2000-01

MOST POWER-PLAY GOALS, CAREER

- 59 - Marian Gaborik, 2000-09

By Defenseman

- 26 - Brent Burns, 2003-11

MOST POWER-PLAY GOALS, SEASON

- 15 - Brian Rolston, 2005-06

By Defenseman

- 10 - Marek Zidlicky, 2008-09

By Rookie

- 6 - 2x, last, Kurtis Foster, 2005-06

MOST POWER-PLAY GOALS, GAME

- 2 - 26x, last, Mikko Koivu, 1/22/11 at SJ

MOST POWER-PLAY GOALS AGAINST, GAME

- 2 - 10x, last, Jarome Iginla, 3/7/10 vs. CGY

MOST POWER-PLAY GOALS, PERIOD

- 2 - 10x, last, Mikko Koivu, 10/14/10 vs. EDM (2nd)

MOST POWER-PLAY GOALS AGAINST, PERIOD

- 2 - 4x, last, Jamie Langenbrunner, 1/2/10 vs. NJ (2nd)

MOST SHORT-HANDED GOALS, CAREER

- 14 - Wes Walz, 2000-07

MOST SHORT-HANDED GOALS, SEASON

- 7 - Wes Walz, 2000-01

MOST SHORT-HANDED GOALS, GAME

- 1 - 83x, last, John Madden, 3/17/11 at SJ

MOST SHORT-HANDED GOALS AGAINST, GAME

- 1 - 86x, last, Marian Hossa, 2/28/11 vs. CHI

MOST SHORT-HANDED GOALS, PERIOD

- 1 - 83x, last, John Madden, 3/17/11 at SJ (1st)

MOST SHORT-HANDED GOALS AGAINST, PERIOD

- 1 - 86x, last, Marian Hossa, 2/28/11 vs. CHI (3rd)

MOST GAME-WINNING GOALS, CAREER

- 43 - Marian Gaborik, 2000-09

By Defenseman

- 13 - Brent Burns, 2003-11

MOST GAME-WINNING GOALS, SEASON

- 8 - 3x, last, Marian Gaborik and Brian Rolston, 2007-08

By Defenseman

- 4 - 2x, last, Brent Burns, 2007-08

MOST OVERTIME GOALS, CAREER

- 5 - Brent Burns, 2003-11

By Defenseman

- 5 - Brent Burns, 2003-11

MOST OVERTIME GOALS, SEASON

- 3 - Marian Gaborik, 2007-08

By Defenseman

- 2 - Brent Burns, 2006-07

FEWEST GAMES TO 20 GOALS

- 33 - Marian Gaborik, 2002-03

LONGEST GOAL-SCORING STREAK

- 6 - Brian Rolston (6g), 1/21-2/5/08

ASSISTS

MOST ASSISTS, CAREER

- 221 - Mikko Koivu, 2005-11

By Left Wing

- 202 - Andrew Brunette, 2001-04; 2008-11

By Center

- 221 - Mikko Koivu, 2005-11

By Right Wing

- 218 - Marian Gaborik, 2000-09

By Defenseman

- 128 - Brent Burns, 2003-11

By Goaltender

- 4 - Manny Fernandez, 2000-07

MOST ASSISTS, SEASON

- 50 - Pierre-Marc Bouchard, 2007-08

By Left Wing

- 48 - Andrew Brunette, 2001-02

By Center

- 49 - Mikko Koivu, 2009-10

By Right Wing

- 50 - Pierre-Marc Bouchard, 2007-08

By Defenseman

- 37 - Marek Zidlicky, 2009-10

By Goaltender

- 3 - Manny Fernandez, 2005-06

By Rookie

- 21 - Filip Kuba, 2000-01

MOST ASSISTS, GAME

- 4 - 6x, last, Mikko Koivu, 1/2/11 vs. PHX

By Defenseman

- 3 - 5x, last, Marek Zidlicky, 3/25/09 at NYI

By Rookie

- 3 - 2x, last, Mikko Koivu, 11/19/05 vs. NSH

By Rookie in NHL debut

- 1 - Pierre-Marc Bouchard, 10/11/02 vs. BOS
- Matt Foy, 10/5/05 vs. CGY
- Colton Gillies, 10/11/08 vs. BOS
- Casey Wellman, 3/19/10 at CBJ
- Nate Prosser, 4/5/10 at EDM

By Goaltender

- 1 - 12x, last, Niklas Backstrom, 3/8/11 vs. COL

MOST ASSISTS BY OPPONENT, GAME

- 4 - 3x, last, Ed Jovanovski, 1/16/10 at PHX

MOST ASSISTS, PERIOD

- 3 - 2x, last, Martin Havlat, 10/6/09 vs. ANA (3rd)

MOST ASSISTS BY OPPONENT, PERIOD

- 3 - 7x, last, Brad Richards, 1/18/10 at DAL (2nd)

MOST ASSISTS AT HOME, SEASON

- 34 - Mikko Koivu, 2009-10

By Defenseman

- 24 - Marek Zidlicky, 2009-10

By Rookie

- 13 - Marian Gaborik, 2000-01

MOST ASSISTS ON ROAD, SEASON

- 28 - Pierre-Marc Bouchard, 2007-08

By Defenseman

- 16 - Marek Zidlicky, 2008-09

By Rookie

- 10 - Filip Kuba, 2000-01

MOST POWER-PLAY ASSISTS, CAREER

- 97 - Pierre-Marc Bouchard, 2002-11

By Defenseman

- 45 - Brent Burns, 2003-11

MOST POWER-PLAY ASSISTS, SEASON

- 24 - Pierre-Marc Bouchard, 2005-06

By Defenseman

- 20 - Marek Zidlicky, 2009-10

By Rookie

- 12 - Kurtis Foster, 2005-06

LONGEST ASSIST STREAK

- 8 - Jim Dowd (9a), 2/27-3/17/02

POINTS

MOST POINTS, CAREER

- 437 - Marian Gaborik (219g-218a), 2000-09

By Left Wing

- 321 - Andrew Brunette (119g-202a), 2001-04; 2008-11

By Center

- 317 - Mikko Koivu (96g-221a), 2005-11

By Right Wing

- 437 - Marian Gaborik (219g-218a), 2000-09

By Defenseman

- 183 - Brent Burns (55g-128a), 2003-11

By Goaltender

- 4 - Manny Fernandez (4a), 2000-07

MOST POINTS, SEASON

- 83 - Marian Gaborik (42g-41a), 2007-08

By Left Wing

- 79 - Brian Rolston (34g-45a), 2005-06

By Center

- 71 - Mikko Koivu (22g-49a), 2009-10

By Right Wing

- 83 - Marian Gaborik (42g-41a), 2007-08

By Defenseman

- 46 - Brent Burns (17g-29a), 2010-11

By Goaltender

- 3 - Manny Fernandez (3a), 2005-06

By Rookie

- 36 - Marian Gaborik (18g-18a), 2000-01

MOST POINTS, GAME

- 6 - Marian Gaborik (2g-4a), 10/26/02 at PHX
- Marian Gaborik (5g-1a), 12/20/07 vs. NYR

By Defenseman

- 3 - 18x, last, Brent Burns (1g-2a), 1/22/11 at SJ

By Rookie

- 3 - 4x, last, Mikko Koivu (3a), 11/19/05 vs. NSH

By Rookie in his NHL debut

- 1 - 9x, last, Carson McMillan (1g), 4/3/11 at DET

By Goaltender

- 1 - 12x, last, Niklas Backstrom, 3/8/11 vs. COL

MOST POINTS BY OPPONENT, GAME

- 5 - 2x, last, Corey Perry (3g-2a), 12/12/10 at ANA

MOST POINTS, PERIOD

- 3 - 18x, last, Pierre-Marc Bouchard (1g, 2a), 2/22/11 vs. EDM (3rd)

MOST POINTS AGAINST, PERIOD

- 4 - Vaclav Prospal (3g-1a) at ANA (3rd)

MOST POINTS AT HOME, SEASON

- 51 - Marian Gaborik (28g-23a), 2007-08

By Defenseman



RECORD BOOK

MOST POINTS ON ROAD, SEASON

36 - Marian Gaborik (22g-14a), 2005-06

By Defenseman

23 - Brent Burns (11g, 12a), 2010-11

By Rookie

16 - Marian Gaborik (11g-5a), 2000-01

MOST POWER-PLAY POINTS, CAREER

145 - Marian Gaborik (59g-86a), 2000-09

By Defenseman

71 - Brent Burns (26g-45a), 2003-11

MOST POWER-PLAY POINTS, SEASON

34 - Brian Rolston (13g-21a), 2006-07

By Defenseman

25 - Marek Zidlicky (10g-15a), 2008-09

By Rookie

18 - Kurtis Foster (6g-12a), 2005-06

MOST SHORT-HANDED POINTS, CAREER

21 - Wes Walz (14g-7a), 2000-07

MOST SHORT-HANDED POINTS, SEASON

9 - Wes Walz (7g-2a), 2000-01

LONGEST POINT STREAK

10 - Andrew Brunette (5g-12a), 3/7-3/27/02

By Defenseman

4 - 6x, last, Brent Burns, 3/7-3/23/10

MOST POINTS IN TWO CONSECUTIVE GAMES

7 - 2x, last, Mikko Koivu (1g-6a), 10/14-10/16/08

MOST POINTS IN THREE CONSECUTIVE GAMES

9 - Mikko Koivu (1g-8a), 10/11-10/16/08

MOST POINTS IN FOUR CONSECUTIVE GAMES

9 - 3x, last, Marian Gaborik (8g-1a), 12/14-12/20/07

MOST MULTI-POINT GAMES, CAREER

114 - Marian Gaborik, 2000-09

By Left Wing

68 - Andrew Brunette, 2001-04, 2008-11

By Center

72 - Mikko Koivu, 2005-11

By Right Wing

114 - Marian Gaborik, 2000-09

By Defenseman

26 - Brent Burns, 2003-11

MOST MULTI-POINT GAMES, SEASON

22 - Marian Gaborik, 2005-06

By Left Wing

20 - Brian Rolston, 2005-06

By Center

20 - Mikko Koivu, 2009-10

By Right Wing

22 - Marian Gaborik, 2005-06

By Defenseman

9 - 2x, last, Marek Zidlicky, 2009-10

By Rookie

9 - Kurtis Foster, 2005-06

SHOTS

MOST SHOTS, CAREER

1,694 - Marian Gaborik, 2000-09

By Defenseman

794 - Brent Burns, 2003-11

MOST SHOTS, SEASON

305 - Brian Rolston, 2006-07

By Defenseman

170 - Brent Burns, 2010-11

By Rookie

179 - Marian Gaborik, 2000-01

MOST SHOTS, GAME

11 - Brian Rolston, 10/27/06 vs. ANA

By Defenseman

8 - Brent Burns, 3/29/11 at STL

By Rookie

8 - Cal Clutterbuck, 4/7/09 vs. DAL

MOST SHOTS BY OPPONENT, GAME

12 - 2x, last, Richard Zednik, 12/10/01 at MTL

PENALTY MINUTES

MOST PENALTY MINUTES, CAREER

698 - Matt Johnson, 2000-04

By Defenseman

333 - Willie Mitchell, 2001-06

By Goaltender

36 - Manny Fernandez, 2000-07

MOST PENALTY MINUTES, SEASON

201 - Matt Johnson, 2002-03

By Defenseman

148 - Jason Marshall, 2001-02

By Goaltender

12 - Manny Fernandez, 2006-07

By Rookie

158 - Derek Boogaard, 2005-06

MOST PENALTY MINUTES, GAME

37 - Matt Johnson, 10/26/02 at PHX

By Defenseman

24 - Sean O'Donnell, 1/6/01 at STL

By Rookie

17 - Derek Boogaard, 1/22/06 at CHI

By Goaltender

4 - 3x, last, Niklas Backstrom, 2/11/09 vs. COL

MOST PENALTY MINUTES BY OPPONENT, GAME

27 - Jody Shelley, 3/24/04 at Columbus

MOST PENALTY MINUTES, PERIOD

27 - 3x, last, Matt Johnson, 10/26/02 at PHX (3rd)

MOST PENALTY MINUTES, BY OPPONENT, PERIOD

27 - Jody Shelley, 3/24/04 at Columbus (2nd)

PLUS/MINUS

HIGHEST PLUS/MINUS, CAREER

+54 - Marian Gaborik, 2000-09

By Defenseman

+28 - Willie Mitchell, 2000-06

HIGHEST PLUS/MINUS, SEASON

+22 - Keith Carney, 2006-07

By Forward

+17 - 2x, last, Marian Gaborik, 2007-08

By Rookie

+5 - Clayton Stoner, 2010-11

HIGHEST PLUS/MINUS, GAME

+5 - Todd White, 10/19/05 in 6-1 win vs. SJ

By Defenseman

+4 - 14x, last, Greg Zanon, 4/10/11 in 5-3 win vs. DAL

TIME ON ICE

MOST TIME ON ICE, CAREER

13,336 - Nick Schultz, 2001-11

By Forward

8,991 - Marian Gaborik, 2000-09

MOST TIME ON ICE, SEASON

2,003 - Brent Burns, 2010-11

By Forward

1,697 - Mikko Koivu, 2008-09

MOST TIME ON ICE, GAME

33:33 - Brent Burns, 1/3/09 vs. DET

By Forward

28:07 - Brian Rolston, 12/7/06 vs. CGY

HIGHEST TIME ON ICE AVERAGE, CAREER (min. 50 games)

23:55 - Filip Kuba, 2000-06

By Forward

20:33 - Brian Rolston, 2005-08

HIGHEST TIME ON ICE AVERAGE, SEASON (min. 50 games)

25:30 - Filip Kuba, 2001-02

By Forward

21:29 - Mikko Koivu, 2008-09

REAL-TIME STATS

MOST HITS, SEASON

356 - Cal Clutterbuck, 2008-09

MOST HITS, GAME

12 - Cal Clutterbuck, 11/24/10 in 6-1 loss vs. PHI

MOST BLOCKED SHOTS, SEASON

212 - Greg Zanon, 2010-11

MOST BLOCKED SHOTS, GAME

8 - Andrei Zyuzin, 1/18/06 in 5-3 win vs. TOR

GOALTENDING

MOST GAMES PLAYED, CAREER

281 - Niklas Backstrom, 2006-11

MOST GAMES PLAYED, SEASON

71 - Niklas Backstrom, 2008-09

By Rookie

29 - Josh Harding, 2007-08

MOST CONSECUTIVE GAMES PLAYED

20 - Niklas Backstrom, 3/3-4/10/09

MOST GAMES STARTED, CAREER

272 - Niklas Backstrom, 2006-11

MOST CONSECUTIVE STARTS

20 - Niklas Backstrom, 3/3-4/10/09

MOST MINUTES PLAYED, CAREER

16,191 - Niklas Backstrom, 2006-11

MOST MINUTES PLAYED, SEASON

4,088 - Niklas Backstrom 2008-09

By Rookie

1,571 - Josh Harding, 2007-08

MOST WINS, CAREER

141 - Niklas Backstrom, 2006-11

MOST WINS, SEASON

37 - Niklas Backstrom, 2008-09

By Rookie

11 - Josh Harding, 2007-08

LONGEST WINNING STREAK

7 - Niklas Backstrom, 3/8-3/22/07

LONGEST UNDEFEATED STREAK

16 - Niklas Backstrom (14-0-2), 3/8-10/21/07

MOST LOSSES, CAREER

102 - Manny Fernandez, 2000-07

MOST LOSSES, SEASON

24 - 2x, last, Niklas Backstrom 2008-09

LONGEST LOSING STREAK

6 - Dwayne Roloson, 11/8-12/11/05

MOST TIES/OVERTIME LOSSES, CAREER

35 - Niklas Backstrom, 2006-11

MOST TIES/OVERTIME LOSSES, SEASON

11 - Dwayne Roloson, 2002-04

MOST GOALS ALLOWED, CAREER

653 - Niklas Backstrom, 2006-11

MOST GOALS ALLOWED, SEASON

159 - Niklas Backstrom 2008-09

MOST GOALS ALLOWED, GAME

8 - Josh Harding, 12/26/07 at DAL

MOST GOALS ALLOWED, PERIOD

5 - 3x, last, Dwayne Roloson, 1/23/04 at ANA (3rd)

LOWEST GOALS-AGAINST AVERAGE, CAREER (min. 75 games)

2.42 - Niklas Backstrom, 2006-11

LOWEST GOALS-AGAINST AVERAGE, SEASON (min. 26 games)

1.88 - Dwayne Roloson, 2003-04

By Rookie

1.16 - Josh Harding, 2006-07 (7 games)

HIGHEST SAVE PERCENTAGE, CAREER (min. 75 games)

.919 - Dwayne Roloson, 2001-06

HIGHEST SAVE PERCENTAGE, SEASON (min. 26 games)

.933 - Dwayne Roloson, 2003-04

By Rookie

.960 - Josh Harding, 2006-07 (7 games)

HIGHEST WINNING PERCENTAGE, CAREER (min. 26 games)

.597 - Niklas Backstrom, 2006-11

MOST SHUTOUTS, CAREER

22 - Niklas Backstrom 2006-11

MOST SHUTOUTS, SEASON

8 - Niklas Backstrom, 2008-09

By Rookie

1 - Josh Harding, 2005-06; 2006-07; 2007-08

LONGEST SHUTOUT STREAK

157:44 - Niklas Backstrom, 1/25-2/5/11 (3 games)

LONGEST HOME SHUTOUT STREAK

142:47 - Niklas Backstrom, 4/3-4/7/07 (3 games)

LONGEST ROAD SHUTOUT STREAK

164:19 - Niklas Backstrom, 12/20/08-1/8/09 (4 games)

MOST SHOTS FACED, CAREER

7,914 - Niklas Backstrom, 2006-11

MOST SHOTS FACED, SEASON

2,059 - Niklas Backstrom, 2008-09

MOST SHOTS FACED, GAME

56 - Dwayne Roloson, 11/8/01 at BOS

MOST SAVES, CAREER

7,261 - Niklas Backstrom, 2006-11

MOST SAVES, SEASON

1,900 - Niklas Backstrom, 2008-09

MOST SAVES, GAME

53 - Dwayne Roloson, 11/8/01 at BOS

MOST SAVES AGAINST, GAME

45 - Patrick Roy, 12/21/02 at COL

MOST SAVES, PERIOD

23 - 2x, last, Niklas Backstrom, 1/22/11 at SJ (2nd)

MOST SAVES AGAINST, PERIOD

22 - Dwayne Roloson, 3/22/09 vs. EDM (2nd)



TEAM RECORDS

TOP OVERALL RECORDS

WINS	POINTS
48.....2006-07	105.....2006-07
44.....2007-08	98.....2007-08
42.....2002-03	95.....2002-03
40.....2008-09	89.....2008-09
39.....2010-11	86.....2010-11

TOP HOME RECORDS

WINS	POINTS
29.....2006-07	63.....2006-07
25.....2002-03	55.....2007-08
25.....2007-08	54.....2009-10
25.....2009-10	53.....2002-03
23.....Two Times	53.....2008-09

TOP AWAY RECORDS

WINS	POINTS
20.....2010-11	43.....2007-08
19.....2006-07	43.....2010-11
19.....2007-08	42.....2002-03
17.....2002-03	41.....2006-07
17.....2008-09	36.....Three times

TOP OVERTIME/SHOOTOUT RECORDS

WINS	POINTS
10.....2009-10	28.....2009-10
8.....2002-03	25.....2008-09
8.....2008-09	24.....2010-11
8.....2010-11	17.....2002-03
7.....2006-07	15.....2006-07

TOP MONTHLY RECORDS

WINS	POINTS
10.....March 2007	22.....March 2007
10.....December 2009	20.....December 2009
9.....March 2003	20.....March 2003
9.....October 2006	18.....Six times
8.....Seven times	

TOP OCTOBER RECORDS

WINS	POINTS
9.....2006	18.....2006
8.....2002	18.....2002
7.....2007	16.....2007
6.....2005	14.....2005
6.....2008	13.....2008

TOP NOVEMBER RECORDS

WINS	POINTS
8.....2008	16.....2008
7.....2001	16.....2001
7.....2007	14.....2007
7.....2010	14.....2010
5.....Three times	13.....Two times

TOP DECEMBER RECORDS

WINS	POINTS
10.....2009	20.....2009
8.....2005	18.....2003

8.....2007	17.....2002
7.....2002	17.....2005
7.....2006	16.....2006

TOP JANUARY RECORDS

WINS	POINTS
8.....2011	16.....2007
7.....Five Times	16.....2011
	15.....2008
	15.....2009
	15.....2010

TOP FEBRUARY RECORDS

WINS	POINTS
8.....2007	18.....2007
8.....2011	17.....2011
7.....2003	16.....2008
7.....2008	14.....2003
5.....2009	12.....2009

TOP MARCH RECORDS

WINS	POINTS
10.....2007	22.....2007
9.....2003	20.....2003
7.....2004	18.....2004
7.....2008	18.....2008
7.....2010	16.....Two times

TOP APRIL RECORDS

WINS	POINTS
4.....2006	9.....2006
4.....2009	8.....2009
3.....2007	6.....2007
2.....2004	5.....2002
2.....2011	4.....Three times

TOP RECORDS VS. WESTERN CONFERENCE

WINS	POINTS
42.....2006-07	92.....2006-07
40.....2007-08	88.....2007-08
34.....2005-06	75.....2005-06
33.....2010-11	72.....2010-11
28.....Three times	65.....2002-03

TOP RECORDS VS. EASTERN CONFERENCE

WINS	POINTS
14.....2002-03	30.....2002-03
12.....2008-09	25.....2008-09
11.....2003-04	25.....2003-04
10.....2009-10	24.....2009-10
9.....2001-02	21.....2001-02

TOP RECORDS VS. NORTHWEST DIVISION

WINS	POINTS
18.....2006-07	42.....2006-07
17.....2007-08	38.....2007-08
16.....2010-11	32.....2009-10
15.....2009-10	29.....2005-06
14.....2005-06	25.....2010-11

TEAM RECORDS



TOP RECORDS VS. CENTRAL DIVISION

WINS	POINTS
13.....2006-07	26.....2006-07
12.....2007-08	25.....2007-08
10.....2005-06	23.....2005-06
10.....2008-09	21.....Three times
9.....2002-03	

TOP RECORDS VS. PACIFIC DIVISION

WINS	POINTS
12.....2002-03	25.....2002-03
11.....2006-07	25.....2007-08
11.....2007-08	24.....2006-07
10.....2005-06	23.....2005-06
10.....2010-11	22.....2010-11

TOP RECORDS VS. NORTHEAST DIVISION

WINS	POINTS
4.....2002-03	9.....2003-04
4.....2003-04	8.....2002-03
3.....2001-02	7.....2001-02
3.....2008-09	7.....2008-09
3.....2009-10	7.....2009-10

TOP RECORDS VS. ATLANTIC DIVISION

WINS	POINTS
6.....2009-10	12.....2009-10
4.....2003-04	9.....2003-04
3.....Four Times	7.....2000-01
	7.....2002-03
	6.....Three Times

TOP RECORDS VS. SOUTHEAST DIVISION

WINS	POINTS
7.....2002-03	15.....2002-03
6.....2008-09	12.....2008-09
4.....2001-02	9.....2000-01
4.....2006-07	8.....2006-07
3.....Two Times	8.....2001-02

TOP RECORDS PRE-ALL-STAR/OLYMPIC BREAK

WINS	POINTS
30.....2009-10	64.....2009-10
29.....2005-06	63.....2005-06
28.....2007-08	59.....2007-08
25.....Three times	59.....2002-03
	55.....Two times

TOP RECORDS POST-ALL-STAR/OLYMPIC BREAK

WINS	POINTS
23.....2006-07	50.....2006-07
17.....2002-03	40.....2008-09
17.....2008-09	39.....2007-08
16.....2007-08	36.....2002-03
14.....2010-11	31.....2010-11

TOP RECORDS IN ONE-GOAL GAMES

WINS	PCT.
25.....2006-07	.667 (24-12).....2009-10
24.....2009-10	.568 (25-19).....2006-07

23.....2007-08	.568 (21-16).....2002-03
21.....2002-03	.561 (23-18).....2007-08
19.....2008-09	.533 (16-19).....2010-11

TOP RECORDS IN TWO-GOAL GAMES

WINS	PCT.
14.....2001-02	.611 (11-7).....2002-03
12.....2005-06	.571 (12-9).....2010-11
12.....2010-11	.500 (14-14).....2001-02
11.....2002-03	.500 (12-12).....2005-06
10.....2007-08	.476 (10-11).....2007-08

TOP RECORDS IN THREE-GOAL GAMES

WINS	PCT.
17.....2006-07	.773 (17-5).....2006-07
12.....2005-06	.750 (12-4).....2005-06
11.....2003-04	.688 (11-5).....2003-04
11.....2010-11	.643 (9-5).....2007-08
10.....2002-03	.636 (7-4).....2008-09

TOP RECORDS WHEN SCORING FIRST

WINS	PCT.
36.....2007-08	.875 (31-4-1).....2002-03
31.....2002-03	.855 (36-4-5).....2007-08
31.....2010-11	.846 (31-4-4).....2010-11
30.....2006-07	.780 (30-7-4).....2006-07
27.....Two times	.750 (24-7-3).....2009-10

TOP RECORDS WHEN OPPONENT SCORES FIRST

WINS	PCT.
18.....2006-07	.488 (18-19-4).....2006-07
14.....2009-10	.384 (13-23-7).....2008-09
13.....2008-09	.348 (11-25-10).....2002-03
11.....2005-06	.344 (14-29-5).....2009-10
8.....Four times	.333 (8-20-8).....2003-04



ALL-TIME PLAYER STATISTICS

PLAYER	GP	G	A	PTS	+/-	PIM	PPG	SHG	GWG	SOG	SH%
Marian Gaborik	502	219	218	437	54	301	59	6	2	1694	12.9
Andrew Brunette	489	119	202	321	-28	106	55	0	0	657	18.1
Mikko Koivu	433	96	221	317	14	306	34	8	4	1075	8.9
Pierre-Marc Bouchard	485	89	216	305	13	152	27	0	0	773	11.5
Brian Rolston	241	96	106	202	19	149	39	7	1	887	10.8
Brent Burns	453	55	128	183	-21	325	26	0	4	794	6.9
Wes Walz	438	82	100	182	13	272	1	14	7	647	12.7
Pascal Dupuis	334	67	74	141	-5	162	18	4	4	729	9.2
Filip Kuba	357	33	99	132	-19	161	14	4	3	554	6
Nick Schultz	681	25	100	125	18	292	3	0	8	532	4.7
Jim Dowd	283	32	89	121	-15	203	10	1	1	322	9.9
Antti Miettinen	234	51	70	121	-6	114	17	2	2	529	9.6
Pavol Demitra	139	40	78	118	9	52	11	1	2	301	13.3
Antti Laaksonen	323	55	63	118	-8	92	1	5	5	439	12.5
Martin Havlat	151	40	76	116	-29	86	7	0	0	398	10.1
Sergei Zholtok	210	48	62	110	-5	65	16	0	0	414	11.6
Marek Zidlicky	200	25	84	109	-34	173	17	0	0	316	7.9
Eric Belanger	214	39	69	108	-12	84	14	1	2	382	10.2
Stephane Veilleux	361	43	47	90	-46	254	2	2	3	542	7.9
Kim Johnsson	289	15	72	87	-8	176	9	0	2	362	4.1
Todd White	138	32	52	84	7	42	11	1	2	271	11.8
Alexandre Daigle	124	25	54	79	-10	26	8	0	0	204	12.3
Owen Nolan	132	41	37	78	-7	66	16	1	0	299	13.7
Kurtis Foster	181	21	55	76	1	155	9	0	0	387	5.4
Richard Park	217	37	37	74	-4	54	8	3	1	406	9.1
Cal Clutterbuck	230	43	30	73	-18	207	6	2	1	463	9.3
Kyle Brodziak	162	25	44	69	-7	78	2	1	3	266	9.4
Mark Parrish	142	35	34	69	11	34	12	0	0	236	14.8
Lubomir Sekeras	209	17	52	69	-27	120	9	0	2	234	7.3
Darby Hendrickson	182	29	31	60	-31	100	5	3	3	241	12
Willie Mitchell	288	9	48	57	28	333	0	1	3	256	3.5
Andrei Zyuzin	188	19	36	55	-15	132	10	0	3	297	6.4
Marc Chouinard	119	25	26	51	5	51	9	3	0	182	13.7
James Sheppard	224	11	38	49	-28	108	0	0	0	209	5.3
Stacy Roest	134	17	31	48	0	28	2	4	0	223	7.6
Cliff Ronning	80	17	31	48	-6	24	8	0	1	171	9.9
Martin Skoula	259	8	40	48	-19	82	0	0	1	223	3.6
Guillaume Latendresse	66	28	15	43	3	20	8	0	0	151	18.5
Aaron Gavey	146	16	25	41	-29	90	2	0	1	175	9.1
Branko Radivojevic	155	18	23	41	-23	69	5	0	0	207	8.7
Randy Robitaille	67	12	28	40	-5	54	7	0	0	112	10.7
Matt Cullen	78	12	27	39	-14	34	5	4	0	150	8
Scott Pellerin	58	11	28	39	6	45	2	2	1	117	9.4
Brad Bombardir	212	3	33	36	-7	93	2	0	2	198	1.5
Marc-Andre Bergeron	72	14	18	32	5	30	7	0	0	140	10
Chuck Kobasew	105	18	12	30	-15	35	2	0	0	132	13.6



ALL-TIME PLAYER STATISTICS

PLAYER	GP	G	A	PTS	+/-	PIM	PPG	SHG	GWG	SOG	SH%
Petteri Nummelin	78	5	24	29	-17	24	1	0	0	100	5
Keith Carney	141	5	23	28	30	100	0	0	2	58	8.6
John Madden	76	12	13	25	-9	10	1	1	0	107	11.2
Sergei Krivokrasov	63	8	16	24	-2	37	2	0	0	120	6.7
Matt Johnson	227	15	7	22	-23	698	0	0	0	89	16.9
Jason Marshall	137	7	15	22	-5	235	2	0	1	129	5.4
Greg Zanon	163	2	20	22	-15	84	0	0	1	114	1.8
Benoit Pouliot	65	9	9	18	-1	30	2	0	0	64	14.1
Daniel Tjernqvist	60	3	15	18	-11	32	3	0	2	54	5.6
Jason Wiemer	62	7	11	18	-6	106	1	0	0	89	7.9
Sean O'Donnell	63	4	12	16	-2	128	1	0	1	58	6.9
Ladislav Benysek	159	3	12	15	-26	74	1	0	0	99	3
Derek Boogaard	255	2	12	14	-12	544	0	0	0	71	2.8
Andrew Ebbett	49	8	6	14	-8	6	2	0	0	57	14
Shane Hnidy	70	2	12	14	-6	66	0	0	1	49	4.1
Aaron Voros	55	7	7	14	-7	141	0	0	0	52	13.5
Kyle Wanvig	64	5	9	14	-10	87	1	0	0	76	6.6
Matt Foy	56	6	7	13	-6	48	1	0	0	65	9.2
Cam Stewart	54	4	9	13	-3	18	0	1	0	61	6.6
Andy Sutton	88	5	8	13	-15	166	3	0	0	85	5.9
Cam Barker	71	2	10	12	-12	44	1	0	0	75	2.7
Eric Nystrom	82	4	8	12	-16	30	1	0	0	83	4.8
Jared Spurgeon	53	4	8	12	-1	2	2	0	0	38	10.5
Todd Fedoruk	58	6	5	11	0	106	2	0	0	51	11.8
Alex Henry	134	2	9	11	0	179	0	0	0	78	2.6
Jeff Nielsen	59	3	8	11	-16	4	1	0	1	82	3.7
Jeremy Stevenson	35	5	6	11	5	71	1	0	0	34	14.7
Clayton Stoner	65	2	9	11	6	108	0	0	0	45	4.4
Maxim Sushinsky	30	7	4	11	-7	29	3	0	0	62	11.3
Rickard Wallin	19	6	4	10	2	14	3	0	0	17	35.3
Christoph Brandner	35	4	5	9	-2	8	1	0	0	50	8
Dan Fritsche	34	4	5	9	-3	10	1	1	0	34	11.8
Sean Hill	35	2	7	9	-16	32	1	0	0	18	11.1
Brad Staubitz	71	4	5	9	-5	173	0	0	0	29	13.8
Colton Gillies	52	3	5	8	-4	20	0	0	0	25	12
Bill Muckalt	8	5	3	8	5	6	0	0	0	13	38.5
Roman Simicek	34	4	4	8	-3	29	2	0	0	18	22.2
Sylvain Blouin	86	3	4	7	-16	251	0	0	0	66	4.5
Eric Chouinard	31	3	4	7	-7	6	0	0	0	45	6.7
Patrick O'Sullivan	21	1	6	7	-1	2	0	0	0	37	2.7
Peter Olvecky	31	2	5	7	1	12	0	0	0	19	10.5
Mattias Weinhandl	27	3	4	7	-2	20	0	0	0	20	15
Peter Bartos	13	4	2	6	2	6	1	0	0	18	22.2
Brad Brown	138	0	6	6	-13	267	0	0	0	47	0
Hnat Domenichelli	28	1	5	6	-5	10	0	0	0	58	1.7
Robbie Earl	38	6	0	6	-2	6	0	0	0	35	17.1



ALL-TIME PLAYER STATISTICS


PLAYER	GP	G	A	PTS	+/-	PIM	PPG	SHG	GWG	SOG	SH%
Krystofer Kolanos	21	3	3	6	3	16	1	0	0	30	10
Wyatt Smith	61	3	3	6	-8	16	1	0	0	44	6.8
Casey Wellman	27	2	4	6	-3	4	0	0	0	38	5.3
Sebastien Bordeleau	14	1	4	5	-1	8	0	0	0	25	4
Adam Hall	23	2	3	5	2	8	0	0	0	42	4.8
Curtis Leschyshyn	54	2	3	5	-2	19	1	0	0	43	4.7
Dominic Moore	40	3	2	5	-8	20	0	0	0	39	7.7
Tony Virta	8	2	3	5	0	0	0	0	0	15	13.3
Pavel Patera	20	1	3	4	-8	4	0	0	0	14	7.1
Justin Falk	25	0	3	3	-6	6	0	0	0	8	0
John Scott	71	1	2	3	-4	111	0	0	0	28	3.6
Petr Sykora	14	2	1	3	-7	8	0	0	0	13	15.4
Craig Weller	36	1	2	3	-3	47	1	0	0	27	3.7
Steve McKenna	20	1	1	2	0	19	0	0	0	12	8.3
Carson McMillan	4	1	1	2	1	0	0	0	0	5	20
Zbynek Michalek	22	1	1	2	-7	4	0	0	0	17	5.9
Erik Reitz	37	1	1	2	-3	45	0	0	0	15	6.7
Marco Scandella	20	0	2	2	-9	2	0	0	0	13	0
Cody Almond	15	1	0	1	-3	11	0	0	0	9	11.1
Shawn Belle	9	0	1	1	4	0	0	0	0	3	0
Tomas Mojzis	4	0	1	1	-1	2	0	0	0	2	0
Kai Nurminen	2	1	0	1	-1	2	0	0	0	1	100
Warren Peters	11	1	0	1	-2	4	0	0	0	11	9.1
Nate Prosser	5	0	1	1	2	8	0	0	0	5	0
Travis Roche	10	0	1	1	-4	2	0	0	0	6	0
Joel Ward	11	0	1	1	0	0	0	0	0	12	0
Erik Westrum	10	0	1	1	-1	2	0	0	0	16	0
Chris Armstrong	3	0	0	0	-3	0	0	0	0	4	0
Drew Bagnall	2	0	0	0	-2	4	0	0	0	1	0
Brian Bonin	7	0	0	0	-3	0	0	0	0	7	0
David Cullen	3	0	0	0	-3	0	0	0	0	0	0
J.J. Daigneault	1	0	0	0	-1	2	0	0	0	0	0
Scott Ferguson	15	0	0	0	-3	22	0	0	0	6	0
Andy Hilbert	4	0	0	0	-2	2	0	0	0	6	0
Danny Irmen	2	0	0	0	-1	0	0	0	0	0	0
Petr Kalus	2	0	0	0	0	0	0	0	0	0	0
Matt Kassian	4	0	0	0	-1	12	0	0	0	1	0
Steve Kelly	2	0	0	0	0	0	0	0	0	1	0
Christian Matte	3	0	0	0	0	2	0	0	0	8	0
Mike Matteucci	6	0	0	0	-1	4	0	0	0	3	0
Jason Morgan	4	0	0	0	-1	4	0	0	0	0	0
Curtis Murphy	1	0	0	0	0	0	0	0	0	0	0
Andrei Nazarov	2	0	0	0	-1	6	0	0	0	0	0
Maxim Noreau	6	0	0	0	-1	0	0	0	0	8	0
Jed Ortmeyer	4	0	0	0	-1	2	0	0	0	5	0
Jaime Sifers	14	0	0	0	1	6	0	0	0	9	0



ALL-TIME PLAYER STATISTICS

PLAYER	GP	G	A	PTS	+/-	PIM	PPG	SHG	GWG	SOG	SH%
Chris Simon	10	0	0	0	-1	16	0	0	0	9	0
Nathan Smith	9	0	0	0	-4	12	0	0	0	4	0
Jean-Guy Trudel	1	0	0	0	0	2	0	0	0	0	0

GOALTENDER	GP	W	L	OT	SA	GA	GAA	SV	SV%	SO	MIN
Niklas Backstrom	281	141	91	35	7914	653	2.42	7261	0.917	22	16,191
Manny Fernandez	260	113	102	28	7,102	614	2.47	6,488	.914	12	14,902
Dwayne Roloson	167	62	71	27	4,548	367	2.28	4,181	.919	15	9,659
Josh Harding	83	28	39	4	2,240	190	2.66	2,050	.915	4	4,287
Jamie McLennan	38	5	23	9	1,032	98	2.64	934	.905	2	2,230
Jose Theodore	32	29	15	11	963	81	2.71	882	0.916	1	1,793
Anton Khudobin	6	4	1	0	134	6	1.4	128	0.955	1	258
Derek Gustafson	5	1	3	0	104	10	2.26	94	.904	0	265
Wade Dubielewicz	3	1	1	0	34	5	2.97	29	.853	0	100:31
Zac Bierk	1	0	1	0	27	6	6.00	21	.778	0	60
Dieter Kochan	1	0	1	0	28	5	5.00	23	.821	0	60





ALL-TIME LEADERS

GAMES	PENALTY MINUTES	SHORT-HANDED ASSISTS	EVEN-STRENGTH POINTS
681 Nick Schultz	698 Matt Johnson	8 Nick Schultz	284 Marian Gaborik
502 Marian Gaborik	544 Derek Boogaard	7 Wes Walz	188 Mikko Koivu
489 Andrew Brunette	333 Willie Mitchell	5 Antti Laaksonen	185 Andrew Brunette
485 Pierre-Marc Bouchard	325 Brent Burns	4 Brent Burns	181 Pierre-Marc Bouchard
453 Brent Burns	306 Mikko Koivu	Pascal Dupuis	157 Wes Walz
438 Wes Walz	301 Marian Gaborik	Mikko Koivu	108 Brent Burns
433 Mikko Koivu	292 Nick Schultz	3 Six Players Tied	107 Antti Laaksonen
361 Stephane Veilleux	272 Wes Walz		106 Nick Schultz
357 Filip Kuba	267 Brad Brown		100 Brian Rolston
334 Pascal Dupuis	254 Stephane Veilleux		97 Pascal Dupuis

GAMES	POWER-PLAY GOALS	SHORT-HANDED POINTS	OVERTIME GOALS
219 Marian Gaborik	59 Marian Gaborik	21 Wes Walz	5 Brent Burns
119 Andrew Brunette	55 Andrew Brunette	12 Mikko Koivu	4 Marian Gaborik
96 Mikko Koivu	39 Brian Rolston	10 Antti Laaksonen	2 Pierre-Marc Bouchard
Brian Rolston	34 Mikko Koivu	8 Pascal Dupuis	Antti Laaksonen
89 Pierre-Marc Bouchard	27 Pierre-Marc Bouchard	Marian Gaborik	Richard Park
82 Wes Walz	26 Brent Burns	Brian Rolston	Wes Walz
67 Pascal Dupuis	18 Pascal Dupuis	Nick Schultz	1 Several Players Tied
55 Brent Burns	17 Antti Miettinen	7 Filip Kuba	
Antti Laaksonen	Marek Zidlicky	6 Darby Hendrickson	
51 Antti Miettinen	16 Two Players Tied	5 Stephane Veilleux	

ASSISTS	POWER-PLAY ASSISTS	GAME-WINNING GOALS	SHOOTOUT GOALS
221 Mikko Koivu	97 Pierre-Marc Bouchard	43 Marian Gaborik	23 Mikko Koivu
218 Marian Gaborik	86 Marian Gaborik	21 Brian Rolston	9 Brian Rolston
216 Pierre-Marc Bouchard	83 Mikko Koivu	16 Andrew Brunette	8 Petteri Nummelin
202 Andrew Brunette	81 Andrew Brunette	15 Wes Walz	7 Pavol Demitra
128 Brent Burns	55 Brian Rolston	14 Pierre-Marc Bouchard	6 Pierre-Marc Bouchard
106 Brian Rolston	45 Brent Burns	13 Brent Burns	5 Brent Burns
100 Nick Schultz	41 Marek Zidlicky	12 Mikko Koivu	Marek Zidlicky
Wes Walz	38 Filip Kuba	11 Antti Miettinen	4 Antti Miettinen
99 Filip Kuba	36 Jim Dowd	10 Eric Belanger	2 Owen Nolan
89 Jim Dowd	34 Kurtis Foster	9 Filip Kuba	Todd White

POINTS	POWER-PLAY POINTS	EVEN-STRENGTH GOALS	SHOTS ON GOAL
437 Marian Gaborik	145 Marian Gaborik	154 Marian Gaborik	1,694 Marian Gaborik
321 Andrew Brunette	136 Andrew Brunette	67 Wes Walz	1,075 Mikko Koivu
317 Mikko Koivu	124 Pierre-Marc Bouchard	64 Andrew Brunette	887 Brian Rolston
305 Pierre-Marc Bouchard	117 Mikko Koivu	62 Pierre-Marc Bouchard	794 Brent Burns
202 Brian Rolston	94 Brian Rolston	54 Mikko Koivu	773 Pierre-Marc Bouchard
183 Brent Burns	71 Brent Burns	50 Brian Rolston	729 Pascal Dupuis
182 Wes Walz	58 Marek Zidlicky	49 Antti Laaksonen	657 Andrew Brunette
141 Pascal Dupuis	52 Filip Kuba	45 Pascal Dupuis	647 Wes Walz
132 Filip Kuba	46 Jim Dowd	39 Stephane Veilleux	554 Filip Kuba
125 Nick Schultz	43 Kurtis Foster	35 Cal Clutterbuck	542 Stephane Veilleux

PLUS/MINUS	SHORT-HANDED GOALS	EVEN-STRENGTH ASSISTS	SHOOTING % (MIN. 200 SOG)
54 Marian Gaborik	14 Wes Walz	134 Mikko Koivu	18.1 Andrew Brunette
30 Keith Carney	8 Mikko Koivu	130 Marian Gaborik	14.8 Mark Parrish
28 Willie Mitchell	7 Brian Rolston	121 Andrew Brunette	13.7 Owen Nolan
19 Brian Rolston	6 Marian Gaborik	119 Pierre-Marc Bouchard	13.3 Pavol Demitra
18 Nick Schultz	5 Antti Laaksonen	90 Wes Walz	12.9 Marian Gaborik
14 Mikko Koivu	4 Matt Cullen	84 Nick Schultz	12.7 Wes Walz
13 Pierre-Marc Bouchard	Pascal Dupuis	79 Brent Burns	12.5 Antti Laaksonen
Wes Walz	Filip Kuba	58 Filip Kuba	12.3 Alexandre Daigle
11 Mark Parrish	Stacy Roest	Antti Laaksonen	12.0 Darby Hendrickson
9 Pavol Demitra		52 Two Players Tied	11.8 Todd White



ALL-TIME LEADERS

MULTI-GOAL GAMES	FACEOFF WIN % (MIN. 1,000)	LOSSES	SHUTOUTS
41 Marian Gaborik	56.2 Stacy Roest	102 Manny Fernandez	22 Niklas Backstrom
10 Mikko Koivu	53.1 Marc Chouinard	91 Niklas Backstrom	15 Dwayne Roloson
9 Pierre-Marc Bouchard	52.8 Mikko Koivu	71 Dwayne Roloson	12 Manny Fernandez
Brian Rolston	52.2 Eric Belanger	39 Josh Harding	4 Josh Harding
8 Wes Walz	50.3 Jim Dowd	23 Jamie McLennan	2 Jamie McLennan
Sergei Zholtok	49.1 Todd White	11 Jose Theodore	1 Anton Khudobin
7 Antti Miettinen	48.6 Kyle Brodziak	3 Derek Gustafson	Jose Theodore
6 Andrew Brunette	47.3 Wes Walz	1 Four Players Tied	
Owen Nolan	46.8 Darby Hendrickson		
4 Four Players Tied	46.2 Pavol Demitra		

MULTI-POINT GAMES	GAMES (GOALTENDER)	TIES/OT LOSSES	GOALS ALLOWED
114 Marian Gaborik	281 Niklas Backstrom	35 Niklas Backstrom	653 Niklas Backstrom
72 Mikko Koivu	260 Manny Fernandez	28 Manny Fernandez	614 Manny Fernandez
68 Andrew Brunette	167 Dwayne Roloson	27 Dwayne Roloson	367 Dwayne Roloson
61 Pierre-Marc Bouchard	83 Josh Harding	9 Jamie McLennan	190 Josh Harding
Brian Rolston	38 Jamie McLennan	4 Josh Harding	98 Jamie McLennan
36 Pavol Demitra	32 Jose Theodore	3 Jose Theodore	81 Jose Theodore
33 Wes Walz	6 Anton Khudobin		10 Derek Gustafson
26 Brent Burns	5 Derek Gustafson		6 Zac Bierk
Martin Havlat	3 Wade Dubielewicz		Anton Khudobin
23 Antti Miettinen	1 Two Players Tied		5 Two Players Tied

TOI/GAME (MIN. 200 GAMES)	GAMES STARTED (GOALTENDER)	WIN % (MIN. 25 GAMES)	SHOTS AGAINST
23:55 Filip Kuba	272 Niklas Backstrom	.594 Niklas Backstrom	7,914 Niklas Backstrom
23:50 Kim Johnson	250 Manny Fernandez	.569 Jose Theodore	7,102 Manny Fernandez
22:50 Marek Zidlicky	156 Dwayne Roloson	.523 Manny Fernandez	4,548 Dwayne Roloson
21:34 Willie Mitchell	65 Josh Harding	.472 Dwayne Roloson	2,240 Josh Harding
21:00 Lubomir Sekeras	37 Jamie McLennan	.423 Josh Harding	1,032 Jamie McLennan
20:58 Brad Bombardir	29 Jose Theodore	.257 Jamie McLennan	963 Jose Theodore
20:33 Brian Rolston	4 Derek Gustafson		134 Anton Khudobin
20:16 Martin Skoula	Anton Khudobin		104 Derek Gustafson
19:51 Brent Burns	1 Three Players Tied		34 Wade Dubielewicz
19:35 Nick Schultz			28 Dieter Kochan

MINOR PENALTIES	MINUTES PLAYED	GAA (MIN. 25 GAMES)	SAVES
148 Mikko Koivu	16,191 Niklas Backstrom	2.28 Dwayne Roloson	7,261 Niklas Backstrom
144 Matt Johnson	14,902 Manny Fernandez	2.42 Niklas Backstrom	6,488 Manny Fernandez
143 Marian Gaborik	9,659 Dwayne Roloson	2.47 Manny Fernandez	4,181 Dwayne Roloson
135 Brent Burns	4,287 Josh Harding	2.64 Jamie McLennan	2,050 Josh Harding
131 Nick Schultz	2,230 Jamie McLennan	2.66 Josh Harding	934 Jamie McLennan
124 Willie Mitchell	1,793 Jose Theodore	2.71 Jose Theodore	882 Jose Theodore
121 Wes Walz	265 Derek Gustafson		128 Anton Khudobin
102 Derek Boogaard	258 Anton Khudobin		94 Derek Gustafson
89 Jim Dowd	101 Wade Dubielewicz		29 Wade Dubielewicz
88 Kim Johnsson	65 Two Players Tied		23 Dieter Kochan

MAJOR PENALTIES	WINS	SAVE % (MIN. 25 GAMES)	SHOOTOUT SAVE %
64 Matt Johnson	141 Niklas Backstrom	.919 Dwayne Roloson	1.000 Wade Dubielewicz
54 Derek Boogaard	113 Manny Fernandez	.917 Niklas Backstrom	.750 Dwayne Roloson
23 Brad Brown	62 Dwayne Roloson	.916 Jose Theodore	.745 Manny Fernandez
21 Sylvain Blouin	28 Josh Harding	.915 Josh Harding	.688 Josh Harding
15 Alex Henry	15 Jose Theodore	.914 Manny Fernandez	.581 Niklas Backstrom
Brad Staubitz	5 Jamie McLennan	.905 Jamie McLennan	.533 Jose Theodore
Aaron Voros	4 Anton Khudobin		
14 Stephane Veilleux	1 Wade Dubielewicz		
13 Willie Mitchell	Derek Gustafson		
12 Jason Wiemer			



SINGLE-SEASON LEADERS

GOALS			POWER-PLAY GOALS			SHORT-HANDED GOALS		
42	Marian Gaborik	2007-08	15	Brian Rolston	2005-06	9	Wes Walz	2000-01
38	Marian Gaborik	2005-06	13	Brian Rolston	2006-07	6	Mikko Koivu	2008-09
34	Brian Rolston	2005-06	12	Marian Gaborik	2006-07	5	Brian Rolston	2005-06
31	Brian Rolston	2006-07		Owen Nolan	2008-09	4	Antti Laaksonen	2000-01
	Brian Rolston	2007-08		Andrew Brunette	2009-10		Stacy Roest	2001-02
30	Marian Gaborik	2001-02	11	Brian Rolston	2007-08		Wes Walz	2005-06
	Marian Gaborik	2002-03		Marian Gaborik	2007-08		Kyle Brodziak	2010-11
	Marian Gaborik	2006-07	10	Five Players Tied			Matt Cullen	2010-11
25	Four Players Tied					3	Several Players Tied	

ASSISTS			POWER-PLAY ASSISTS			GAME-WINNING GOALS		
50	Pierre-Marc Bouchard	2007-08	24	Pierre-Marc Bouchard	2005-06	8	Marian Gaborik	2002-03
49	Mikko Koivu	2009-10	22	Andrew Brunette	2001-02		Marian Gaborik	2007-08
48	Andrew Brunette	2001-02	21	Mikko Koivu	2008-09		Brian Rolston	2007-08
47	Mikko Koivu	2008-09		Brian Rolston	2006-07	7	Marian Gaborik	2005-06
45	Mikko Koivu	2010-11	20	Mikko Koivu	2009-10		Brian Rolston	2005-06
	Brian Rolston	2005-06		Marek Zidlicky	2009-10		Marian Gaborik	2007-08
42	Pierre-Marc Bouchard	2005-06	19	Pierre-Marc Bouchard	2006-07	6	Brian Rolston	2006-07
41	Marian Gaborik	2007-08		Pierre-Marc Bouchard	2007-08	5	Wes Walz	2001-02
40	Martin Havlat	2010-11	17	Four Players Tied			Cliff Ronning	2002-03
39	Pavol Demitra	2006-07; 2007-08					Owen Nolan	2008-09

POINTS			POWER-PLAY POINTS			OVERTIME GOALS		
83	Marian Gaborik	2007-08	34	Brian Rolston	2006-07	3	Marian Gaborik	2007-08
79	Brian Rolston	2005-06	32	Andrew Brunette	2001-02	2	Richard Park	2002-03
71	Mikko Koivu	2009-10		Brian Rolston	2005-06		Brent Burns	2006-07
69	Andrew Brunette	2001-02	31	Pierre-Marc Bouchard	2005-06	1	Several Players Tied	
67	Marian Gaborik	2001-02	28	Brian Rolston	2007-08			
	Mikko Koivu	2008-09		Mikko Koivu	2009-10			
66	Marian Gaborik	2005-06	26	Marian Gaborik	2001-02			
65	Marian Gaborik	2002-03		Pavol Demitra	2006-07			
64	Pavol Demitra	2006-07	25	Mikko Koivu	2008-09			
	Brian Rolston	2006-07		Three Players Tied				

PLUS/MINUS			SHORT-HANDED GOALS			EVEN-STRENGTH GOALS		
22	Keith Carney	2006-07	7	Wes Walz	2000-01	30	Marian Gaborik	2007-08
17	Pascal Dupuis	2002-03	5	Brian Rolston	2005-06	26	Marian Gaborik	2005-06
	Marian Gaborik	2007-08	4	Stacy Roest	2001-02	24	Marian Gaborik	2002-03
16	Brent Burns	2006-07		Mikko Koivu	2008-09	20	Marian Gaborik	2001-02
15	Brad Bombardir	2002-03		Matt Cullen	2010-11	19	Brian Rolston	2007-08
	Willie Mitchell	2005-06	3	Wes Walz	2003-04		Martin Havlat	2010-11
14	Brian Rolston	2005-06	2	Several Players Tied		18	Guillaume Latendresse	2009-10
13	Willie Mitchell	2002-03				17	Wes Walz	2005-06
	Pierre-Marc Bouchard	2006-07					Marian Gaborik	2006-07
	Mikko Koivu	2007-08					Brian Rolston	2006-07

PENALTY MINUTES			SHORT-HANDED ASSISTS			SHOTS ON GOAL		
201	Matt Johnson	2002-03	3	Andrei Zyuzin	2002-03	305	Brian Rolston	2006-07
183	Matt Johnson	2001-02		Wes Walz	2005-06	293	Brian Rolston	2005-06
177	Matt Johnson	2003-04		Kyle Brodziak	2010-11	289	Brian Rolston	2007-08
173	Brad Staubitz	2010-11	2	Several Players Tied		280	Marian Gaborik	2002-03
158	Derek Boogaard	2005-06				278	Marian Gaborik	2007-08
148	Jason Marshall	2001-02				252	Marian Gaborik	2005-06
141	Aaron Voros	2007-08				246	Mikko Koivu	2009-10
137	Matt Johnson	2000-01				236	Mikko Koivu	2008-09
131	Andy Sutton	2000-01				229	Martin Havlat	2010-11
130	Sylvain Blouin	2001-02				221	Marian Gaborik	2001-02



SINGLE-SEASON LEADERS

MULTI-POINT GAMES			WINS			SHUTOUTS		
22	Marian Gaborik	2005-06	37	Niklas Backstrom	2008-09	8	Niklas Backstrom	2008-09
20	Brian Rolston	2005-06	33	Niklas Backstrom	2007-08	5	Dwayne Roloson	2001-02
	Pavol Demitra	2006-07	30	Manny Fernandez	2005-06		Dwayne Roloson	2003-04
	Marian Gaborik	2007-08	26	Niklas Backstrom	2009-10		Niklas Backstrom	2006-07
	Mikko Koivu	2009-10	23	Dwayne Roloson	2002-03	4	Manny Fernandez	2000-01
19	Marian Gaborik	2001-02		Niklas Backstrom	2006-07		Dwayne Roloson	2002-03
18	Andrew Brunette	2001-02	22	Manny Fernandez	2006-07		Niklas Backstrom	2007-08
17	Marian Gaborik	2006-07		Niklas Backstrom	2010-11	3	Niklas Backstrom	2010-11
16	Four Players Tied		19	Three Players Tied		2	Five Players Tied	

FACEOFF WIN % (MIN. 250 FACEOFFS)			LOSSES			GOALS ALLOWED		
57.6	Eric Belanger	2009-10	24	Manny Fernandez	2001-02	159	Niklas Backstrom	2008-09
57.0	Stacy Roest	2000-01		Niklas Backstrom	2008-09	158	Niklas Backstrom	2009-10
56.9	Mikko Koivu	2009-10	23	Jamie McLennan	2000-01	132	Niklas Backstrom	2010-11
56.1	Matt Cullen	2010-11		Niklas Backstrom	2009-10	131	Niklas Backstrom	2007-08
55.0	Stacy Roest	2001-02		Niklas Backstrom	2010-11	130	Manny Fernandez	2005-06
53.6	Marc Chouinard	2003-04	20	Dwayne Roloson	2001-02	125	Manny Fernandez	2001-02
52.9	Jim Dowd	2001-02	18	Dwayne Roloson	2003-04	112	Dwayne Roloson	2001-02
52.8	Mikko Koivu	2010-11		Manny Fernandez	2005-06	103	Manny Fernandez	2006-07
52.7	Marc Chouinard	2005-06	17	Manny Fernandez	2000-01	98	Jamie McLennan	2000-01
	Mikko Koivu	2008-09		Dwayne Roloson	2005-06		Dwayne Roloson	2002-03

GAMES PLAYED IN (GOALTENDER)			OT LOSSES/TIES			SHOTS AGAINST		
71	Niklas Backstrom	2008-09	11	Dwayne Roloson	2003-04	2,059	Niklas Backstrom	2008-09
60	Niklas Backstrom	2009-10	9	Jamie McLennan	2000-01	1,632	Niklas Backstrom	2009-10
58	Manny Fernandez	2005-06		Manny Fernandez	2003-04	1,629	Niklas Backstrom	2007-08
	Niklas Backstrom	2007-08	8	Dwayne Roloson	2002-03	1,612	Manny Fernandez	2005-06
51	Niklas Backstrom	2010-11		Niklas Backstrom	2007-08	1,566	Niklas Backstrom	2010-11
50	Dwayne Roloson	2002-03		Niklas Backstrom	2008-09	1,334	Dwayne Roloson	2002-03
48	Dwayne Roloson	2003-04		Niklas Backstrom	2009-10	1,323	Dwayne Roloson	2003-04
45	Dwayne Roloson	2001-02	7	Dwayne Roloson	2001-02	1,158	Manny Fernandez	2006-07
44	Manny Fernandez	2001-02		Manny Fernandez	2006-07	1,157	Manny Fernandez	2001-02
	Manny Fernandez	2006-07	6	Niklas Backstrom	2006-07	1,147	Manny Fernandez	2000-01

GAMES STARTED (GOALTENDER)			GOALS AGAINST AVG. (MIN. 25 GP)			SAVES		
71	Niklas Backstrom	2008-09	1.88	Dwayne Roloson	2003-04	1,900	Niklas Backstrom	2008-09
58	Niklas Backstrom	2009-10	1.97	Niklas Backstrom	2006-07	1,498	Niklas Backstrom	2007-08
57	Manny Fernandez	2005-06	2.00	Dwayne Roloson	2002-03	1,482	Manny Fernandez	2005-06
57	Niklas Backstrom	2007-08	2.24	Manny Fernandez	2000-01	1,474	Niklas Backstrom	2009-10
50	Niklas Backstrom	2010-11		Manny Fernandez	2002-03	1,434	Niklas Backstrom	2010-11
47	Dwayne Roloson	2002-03	2.29	Manny Fernandez	2005-06	1,236	Dwayne Roloson	2002-03
46	Dwayne Roloson	2003-04	2.31	Niklas Backstrom	2007-08	1,234	Dwayne Roloson	2003-04
42	Manny Fernandez	2001-02	2.33	Niklas Backstrom	2008-09	1,055	Manny Fernandez	2000-01
	Manny Fernandez	2006-07	2.49	Manny Fernandez	2003-04		Manny Fernandez	2006-07
	Niklas Backstrom	2009-10	2.55	Manny Fernandez	2006-07	1,032	Manny Fernandez	2001-02

MINUTES PLAYED (GOALTENDER)			SAVE PERCENTAGE (MIN. 25 GP)			GOAL SUPPORT (MIN. 25 GP)		
4,088	Niklas Backstrom	2008-09	.933	Dwayne Roloson	2003-04	2.74	Manny Fernandez	2005-06
3,489	Niklas Backstrom	2009-10	.929	Niklas Backstrom	2006-07	2.69	Niklas Backstrom	2007-08
3,411	Manny Fernandez	2005-06	.927	Dwayne Roloson	2002-03	2.67	Niklas Backstrom	2006-07
3,409	Niklas Backstrom	2007-08	.924	Manny Fernandez	2002-03		Niklas Backstrom	2008-09
2,978	Niklas Backstrom	2010-11	.923	Niklas Backstrom	2008-09	2.65	Manny Fernandez	2006-07
2,945	Dwayne Roloson	2002-03	.920	Manny Fernandez	2000-01	2.64	Manny Fernandez	2002-03
2,847	Dwayne Roloson	2003-04		Niklas Backstrom	2007-08	2.63	Niklas Backstrom	2009-10
2,506	Dwayne Roloson	2001-02	.919	Manny Fernandez	2005-06	2.56	Josh Harding	2007-08
2,463	Manny Fernandez	2001-02	.916	Niklas Backstrom	2010-11	2.54	Dwayne Roloson	2001-02
2,461	Manny Fernandez	2000-01		Jose Theodore	2010-11		Josh Harding	2009-10



BEST AND WORST STARTS

GAME	RECORD	PTS	LAST TIME...
1	1-0-0	2	2008-09 (5x)
2	2-0-0	4	2008-09 (3x)
3	3-0-0	6	2008-09 (3x)
4	4-0-0	8	2008-09 (3x)
5	5-0-0	10	2007-08 (2x)
6	6-0-0	12	2006-07
7	6-0-1	13	2008-09 (2x)
8	7-0-1	15	2007-08
9	8-1-0	16	2006-07
10	9-1-0	18	2006-07
11	9-2-0	18	2006-07 (2x)
12	10-2-0	20	2006-07
13	10-3-0	20	2006-07 (2x)
14	10-4-0	20	2006-07 (2x)
15	11-4-0	22	2006-07 (2x)
16	11-4-1	23	2008-09
17	11-5-1	23	2008-09
18	12-6-0	24	2006-07
19	12-6-1	25	2008-09 (3x)
20	11-5-4	26	2002-03
21	12-5-4	28	2002-03
22	13-5-4	30	2002-03
23	13-6-4	30	2002-03
24	15-8-1	31	2008-09
25	15-9-1	31	2008-09 (2x)
26	13-9-2	32	2007-08 (2x)
27	13-7-7	33	2002-03
28	14-7-7	35	2002-03
29	15-7-7	37	2002-03
30	16-7-7	39	2002-03
31	16-8-7	39	2002-03
32	17-8-7	41	2002-03
33	18-8-7	43	2002-03
34	18-9-7	43	2002-03
35	18-10-7	43	2002-03
36	18-11-7	43	2002-03
37	21-14-2	44	2007-08 (2x)
38	22-14-2	46	2007-08 (2x)
39	20-11-8	48	2002-03
40	21-11-8	50	2002-03
41	21-12-8	50	2002-03
42	21-13-8	50	2002-03
43	24-17-2	50	2007-08 (2x)
44	25-17-2	52	2007-08 (2x)
45	26-17-2	54	2007-08
46	26-17-3	55	2007-08
47	26-18-3	55	2007-08
48	27-18-3	57	2007-08
49	25-16-8	58	2002-03
50	28-19-3	59	2007-08
51	29-19-3	61	2007-08
52	30-19-3	63	2007-08
53	30-19-4	64	2007-08
54	30-20-4	64	2007-08
55	31-20-4	66	2007-08
56	32-20-4	68	2007-08
57	32-21-4	68	2007-08
58	33-21-4	70	2007-08
59	34-21-4	72	2007-08
60	34-21-5	73	2007-08
61	34-22-5	73	2007-08
62	34-23-5	73	2007-08 (2x)
63	35-23-5	75	2006-07
64	35-23-6	76	2006-07
65	36-23-6	78	2006-07
66	37-24-5	79	2007-08 (2x)
67	37-25-5	79	2007-08 (2x)
68	37-24-7	81	2006-07
69	38-24-7	83	2006-07
70	39-24-7	85	2006-07
71	40-24-7	87	2006-07
72	41-24-7	89	2006-07
73	42-24-7	91	2006-07
74	43-24-7	93	2006-07
75	44-24-7	95	2006-07
76	45-24-7	97	2006-07
77	45-24-8	98	2006-07
78	45-25-8	98	2006-07
79	45-26-8	98	2006-07
80	46-26-8	100	2006-07
81	47-26-8	102	2006-07
82	48-26-8	104	2006-07

GAME	RECORD	PTS	LAST TIME...
1	0-1-0	0	2010-11 (4x)
2	0-2-0	0	2000-01
3	0-2-1	1	2000-01
4	0-3-1	1	2000-01
5	0-4-1	1	2000-01
6	1-5-0	2	2009-10
7	1-6-0	2	2009-10
8	1-5-2	4	2000-01
9	2-7-0	4	2009-10
10	1-6-3	5	2000-01
11	3-8-0	6	2009-10
12	3-9-0	6	2009-10
13	2-8-3	7	2000-01
14	3-8-3	9	2000-01
15	3-9-3	9	2000-01
16	3-10-3	9	2000-01
17	4-10-3	11	2000-01
18	4-10-4	12	2000-01
19	4-11-4	12	2000-01
20	4-12-4	12	2000-01
21	5-12-4	14	2000-01
22	5-12-5	15	2000-01
23	6-12-5	17	2000-01
24	7-12-5	19	2000-01
25	7-13-5	19	2000-01
26	7-14-5	19	2000-01
27	7-15-5	19	2000-01
28	8-15-5	21	2000-01
29	8-15-6	22	2000-01
30	8-16-6	22	2000-01
31	8-16-7	23	2000-01
32	8-17-7	23	2000-01
33	9-17-7	25	2000-01
34	9-17-8	26	2000-01
35	10-17-8	28	2000-01
36	11-17-8	30	2000-01
37	11-17-9	31	2000-01
38	12-17-9	33	2000-01
39	12-17-10	34	2000-01
40	13-17-10	36	2000-01
41	13-18-10	36	2000-01
42	14-18-10	38	2000-01
43	14-19-10	38	2000-01
44	14-20-10	38	2000-01
45	14-21-10	38	2000-01
46	15-21-10	40	2000-01
47	16-21-10	42	2000-01
48	16-22-10	42	2000-01
49	17-22-10	44	2000-01
50	17-21-12	46	2001-02 (2x)
51	17-22-12	46	2001-02
52	17-22-13	47	2001-02
53	17-22-14	48	2001-02
54	17-23-14	48	2001-02
55	17-24-14	48	2001-02
56	17-25-14	48	2001-02
57	17-26-14	48	2001-02
58	18-26-14	50	2001-02
59	18-26-15	51	2001-02
60	18-27-15	51	2001-02
61	19-27-15	53	2001-02
62	19-28-15	53	2001-02
63	19-28-16	54	2001-02
64	20-28-16	56	2001-02 (2x)
65	21-28-16	58	2001-02 (2x)
66	23-30-13	59	2000-01
67	23-31-13	59	2000-01
68	24-31-13	61	2000-01
69	24-31-14	62	2000-01
70	24-31-15	63	2000-01
71	24-32-15	63	2000-01
72	24-33-15	63	2000-01
73	24-34-15	63	2000-01
74	24-34-16	64	2000-01
75	24-35-16	64	2000-01
76	24-35-17	65	2000-01
77	24-36-17	65	2000-01
78	24-37-17	65	2000-01
79	24-38-17	65	2000-01
80	24-38-18	66	2000-01
81	25-38-18	68	2000-01
82	25-39-18	68	2000-01



ALL-TIME OVERTIME RESULTS

SEASON	REGULAR SEASON			TOTAL (W-L-T)
	OT GAMES	HOME (W-L-T)	ROAD (W-L-T)	
2000-01	22	2-4-10	2-1-3	4-5-13
2001-02	21	0-5-8	0-4-4	0-9-12
2002-03	19	5-0-3	3-1-7	8-1-10
2003-04	24	1-2-7	0-1-13	1-3-20
2005-06	14	3-2	3-6	6-8
2006-07	25	12-5	5-3	17-8
2007-08	19	6-5	3-5	9-10
2008-09	17	4-7	4-2	8-9
2009-10	18	6-4	4-4	10-8
2010-11	16	3-5	5-3	8-8
TOTALS	195	42-39-28	29-30-27	71-69-55

OPPONENT	DATE	SITE	RESULT	GW/GT GOAL (time of goal)
Anaheim (7-2-2)	12/8/00	Minnesota	1-0 Loss	Oleg Tverdokvov (0:21 of OT)
	1/11/02	Minnesota	2-2 Tie	Paul Kariya (11:34 of 2nd)
	1/23/02	Anaheim	3-2 Loss	Keith Carney (4:02 of OT)
	1/20/03	Anaheim	2-1 Win	Antti Laaksonen (2:53 of OT)
	11/30/03	Minnesota	1-1 Tie	Sandis Ozolinsh (18:35 of 2nd)
	11/6/05	Anaheim	4-3 Win	Randy Robitaille (Shootout)
	10/27/06	Minnesota	3-2 Win	Mikko Koivu (Shootout)
	10/6/09	Minnesota	4-3 Win	Andrew Brunette (3:08 of OT)
	12/4/09	Minnesota	5-4 Win	Guillaume Latendresse (Shootout)
	11/17/10	Minnesota	2-1 Win	Antti Miettinen (3:36 of OT)
	2/25/11	Anaheim	3-2 Win	Pierre-Marc Bouchard (4:53 of OT)
Boston (0-1-0)	11/25/09	Minnesota	2-1 Loss	David Krejci (Shootout)
Buffalo (0-2-0)	10/23/08	Minnesota	4-3 Loss	Derek Roy (0:44 of OT)
	3/6/11	Minnesota	3-2 Loss	Drew Stafford (0:46 of OT)
Calgary (6-7-4)	11/5/00	Calgary	3-2 Win	Antti Laaksonen (3:11 of OT)
	11/22/00	Minnesota	1-1 Tie	Marc Savard (3:37 of 3rd)
	3/1/01	Calgary	1-1 Tie	Jason Wiemer (14:48 of 3rd)
	1/28/02	Minnesota	3-2 Loss	Jarome Iginla (0:46 of OT)
	10/22/02	Minnesota	4-3 Win	Cliff Ronning (1:58 of OT)
	12/5/02	Calgary	1-1 Tie	Andrew Brunette (13:27 of 1st)
	12/29/03	Calgary	2-2 Tie	Richard Park (2:45 of 3rd)
	12/7/06	Minnesota	3-2 Win	Mikko Koivu (Shootout)
	1/26/07	Minnesota	2-1 Win	Pavol Demitra (Shootout)
	2/28/07	Calgary	2-1 Loss	Jarome Iginla (Shootout)
	3/27/07	Minnesota	1-0 Loss	Alex Tanguay (Shootout)
	1/16/08	Minnesota	3-2 Loss	Kristian Huselius (Shootout)
	12/17/08	Minnesota	3-2 Loss	Todd Bertuzzi (3:48 of OT)
	2/19/09	Minnesota	3-2 Loss	Adrian Aucoin (3:50 of OT)
	12/11/09	Calgary	2-1 Win	Martin Havlat (3:15 of OT)
	12/3/10	Minnesota	3-2 Loss	Rene Bourque (Shootout)
	4/8/10	Calgary	2-1 Win	Brent Burns (Shootout)



ALL-TIME OVERTIME RESULTS

OPPONENT	DATE SITE	RESULT	GW/GT GOAL (time of goal)	
Carolina (1-2-2)	12/13/00 Minnesota	1-1 Tie	Jeff O'Neill (9:13 of 2nd)	
	2/27/04 Minnesota	3-3 Tie	Ron Francis (15:45 of 3rd)	
	10/24/09 Minnesota	3-2 Win	Cal Clutterbuck (1:55 of OT)	
	11/15/09 Carolina	5-4 Loss	Jussi Jokinen (Shootout)	
	10/8/10 Helsinki	2-1 Loss	Jeff Skinner (Shootout)	
	Chicago (5-0-1)	12/26/02 Chicago	2-2 Tie	Theoren Fleury (3:06 of 3rd)
		3/28/03 Minnesota	4-3 Win	Richard Park (1:14 of OT)
		12/05/06 Minnesota	3-2 Win	Pierre-Marc Bouchard (Shootout)
12/09/06 Minnesota		5-4 Win	Mark Parrish (3:18 of OT)	
	1/14/07 Chicago	4-3 Win	Pavol Demitra (Shootout)	
	1/9/10 Minnesota	6-5 Win	Owen Nolan (Shootout)	
	Colorado (8-5-3)	12/16/01 Minnesota	3-2 Loss	Joe Sakic (4:09 of OT)
		10/27/02 Colorado	3-3 Tie	Antti Laaksonen (14:50 of 3rd)
10/29/02 Minnesota		3-2 Win	Lubomir Sekeras (3:43 of OT)	
11/29/02 Minnesota		2-2 Tie	Antti Laaksonen (4:25 of 3rd)	
	11/04/03 Colorado	4-4 Tie	Steve Konowalchuk (11:55 of 3rd)	
	3/31/04 Minnesota	5-4 Win	Marc Chouinard (0:53 of OT)	
	10/5/06 Minnesota	3-2 Win	Todd White (1:03 of OT)	
	11/18/06 Minnesota	2-1 Loss	Joe Sakic (Shootout)	
	1/6/07 Minnesota	2-1 Loss	Milan Hejduk (Shootout)	
	3/11/07 Minnesota	3-2 Win	Brent Burns (4:41 of OT)	
	3/30/08 Minnesota	3-2 Win	Marian Gaborik (3:10 of OT)	
	4/6/08 Colorado	4-3 Loss	Wojtek Wolski (Shootout)	
	3/12/09 Colorado	2-1 Loss	Wojtek Wolski (Shootout)	
	3/17/09 Minnesota	3-2 Win	Marek Zidlicky (Shootout)	
	10/21/09 Minnesota	3-2 Win	Mikko Koivu (Shootout)	
	11/28/09 Colorado	3-2 Win	Mikko Koivu (Shootout)	
Columbus (3-5-1)	1/17/01 Minnesota	3-2 Win	Sean O'Donnell (3:53 of OT)	
	2/12/02 Columbus	3-3 Tie	Sergei Zholtok (17:28 of 3rd)	
	1/31/04 Columbus	2-1 Loss	Anders Eriksson (2:59 of OT)	
	10/28/05 Columbus	2-1 Loss	Trevor Letowski (Shootout)	
	11/30/05 Minnesota	3-2 Loss	Jaroslav Balastik (Shootout)	
	12/29/06 Minnesota	4-3 Win	Wes Walz (1:29 of OT)	
	11/15/08 Minnesota	3-2 Win	Marek Zidlicky (Shootout)	
	12/27/10 Columbus	4-3 Loss	Kyle Wilson (Shootout)	
Dallas (2-6-1)	3/19/11 Minnesota	5-4 Loss	Antoine Vermette (4:26 of OT)	
	4/10/02 Dallas	4-4 Tie	Andrew Brunette (8:41 of 3rd)	
	3/21/03 Dallas	3-2 Win	Wes Walz (1:30 of OT)	
	12/2/06 Dallas	4-3 Loss	Jussi Jokinen (Shootout)	
	4/15/06 Dallas	4-3 Loss	Trevor Daley (4:26 of OT)	
	1/20/07 Minnesota	2-1 Loss	Stu Barnes (Shootout)	
	2/20/07 Minnesota	2-1 Win	Mikko Koivu (Shootout)	
	3/14/09 Dallas	3-2 Loss	Nicklas Grossman (2:23 of OT)	
	4/10/10 Minnesota	4-3 Loss	Jamie Benn (Shootout)	
	12/4/10 Dallas	4-3 Loss	Stephane Robidas (3:37 of OT)	
	Detroit (4-5-3)	1/5/01 Minnesota	3-2 Win	Filip Kubka (2:58 of OT)
		3/11/01 Minnesota	3-2 Loss	Brendan Shanahan (0:37 of OT)
12/26/01 Minnesota		3-3 Tie	Luc Robitaille (13:34 of 3rd)	
11/15/03 Minnesota		1-1 Tie	Steve Yzerman (12:18 of 3rd)	
	12/26/03 Detroit	2-2 Tie	Kris Draper (7:23 of 3rd)	
	12/23/06 Minnesota	3-2 Win	Pierre-Marc Bouchard (0:45 of OT)	
	1/10/08 Detroit	6-5 Win	Marian Gaborik (Shootout)	
	2/5/08 Minnesota	3-2 Loss	Brett LeBda (1:37 of OT)	
	1/3/09 Minnesota	3-2 Loss	Pavel Datsyuk (Shootout)	
	1/21/10 Minnesota	4-3 Loss	Drew Miller (Shootout)	
	11/19/10 Detroit	4-3 Win	John Madden (4:18 of OT)	
	2/20/11 Minnesota	2-1 Loss	Pavel Datsyuk (Shootout)	



ALL-TIME OVERTIME RESULTS

OPPONENT	DATE SITE	RESULT	GW/GT GOAL (time of goal)	
Edmonton (5-5-4)	11/12/00 Minnesota	5-4 Loss	Doug Weight (1:24 of OT)	
	4/4/01 Edmonton	2-2 Tie	Doug Weight (19:12 of 3rd)	
	10/14/01 Minnesota	3-3 Tie	Rem Murray (3:26 of 3rd)	
	4/2/02 Edmonton	2-1 Loss	Mike Grier (2:15 of OT)	
	12/3/02 Edmonton	2-1 Loss	Mike York (1:29 of OT)	
	12/17/02 Minnesota	4-3 Win	Richard Park (4:43 of OT)	
	1/2/03 Edmonton	2-1 Win	Jim Dowd (4:16 of OT)	
	12/18/03 Edmonton	1-1 Tie	Brad Isbister (19:59 of 3rd)	
	12/30/03 Edmonton	2-2 Tie	Mike York (17:43 of 3rd)	
	4/6/06 Minnesota	2-1 Win	Brian Rolston (Shootout)	
	10/25/07 Edmonton	5-4 Loss	Ales Hemsley (Shootout)	
	12/29/07 Minnesota	5-4 Win	Petteri Nummelin (1:50 of OT)	
	2/8/09 Minnesota	3-2 Win	Mikko Koivu (Shootout)	
	3/5/10 Edmonton	2-1 Loss	Mike Comrie (Shootout)	
	Florida (0-1-1)	10/22/00 Minnesota	0-0 Tie	Scoreless Tie
		3/9/10 Minnesota	3-2 Loss	Cory Stillman (Shootout)
Los Angeles (5-5-5)	11/18/01 Minnesota	2-2 Tie	Steve Heinze (7:29 of 3rd)	
	11/19/02 Minnesota	2-2 Tie	Sergei Zholtok (5:48 of 3rd)	
	1/14/03 Minnesota	2-2 Tie	Nick Schultz (8:06 of 2nd)	
	1/26/04 Los Angeles	2-2 Tie	Luc Robitaille (17:56 of 3rd)	
	03/04/04 Los Angeles	1-1 Tie	Jason Wiemer (17:43 of 3rd)	
	10/09/05 Los Angeles	2-1 Loss	Pavol Demitra (3:31 of OT)	
	3/07/06 Minnesota	3-2 Loss	Lubomir Visnovsky (1:21 of OT)	
	10/18/06 Los Angeles	2-1 Win	Marian Gaborik (0:25 of OT)	
	11/11/06 Los Angeles	3-2 Win	Todd White (Shootout)	
	10/16/07 Los Angeles	4-3 Loss	Mike Cammalleri (Shootout)	
	3/2/08 Minnesota	2-1 Win	Martin Skoula (3:45 of OT)	
	2/24/09 Minnesota	2-1 Loss	Drew Doughty (Shootout)	
	10/25/10 Minnesota	3-2 Loss	Michal Handzus (Shootout)	
	12/11/10 Los Angeles	3-2 Win	Brent Burns (2:50 of OT)	
	2/11/11 Minnesota	1-0 Win	Pierre-Marc Bouchard (Shootout)	
	Montreal (1-1-1)	10/24/00 Montreal	2-2 Tie	Eric Weinrich (13:22 of 3rd)
1/29/04 Minnesota		3-2 Loss	Richard Zednik (4:32 of OT)	
	12/17/05 Minnesota	4-3 Win	Kurtis Foster (3:13 of OT)	
	Nashville (3-0-5)	3/21/01 Minnesota	0-0 Tie	Scoreless Tie
		1/10/02 Nashville	2-2 Tie	Greg Johnson (16:46 of 2nd)
		3/6/03 Nashville	2-2 Tie	Pascal Dupuis (8:28 of 2nd)
12/23/03 Minnesota		3-3 Tie	Jason Wiemer (16:55 of 2nd)	
1/2/04 Minnesota		3-3 Tie	Sergei Zholtok (19:46 of 3rd)	
11/16/06 Nashville		7-6 Win	Brian Rolston (Shootout)	
	2/17/08 Minnesota	5-4 Win	Marian Gaborik (4:55 of OT)	
	12/2/09 Minnesota	5-4 Win	Andrew Ebbett (1:26 of OT)	
	New Jersey (0-2-2)	1/26/02 Minnesota	2-2 Tie	Stacy Roest (13:07 of 2nd)
		2/17/04 New Jersey	4-4 Tie	Brian Gionta (13:33 of 3rd)
	12/3/05 New Jersey	3-2 Loss	Victor Kozlov (Shootout)	
	3/13/08 Minnesota	4-3 Loss	Jamie Langenbrunner (Shootout)	
	N.Y. Islanders (1-0-0)	2/9/08 Minnesota	4-3 Win	Brent Burns (2:34 of OT)
		3/5/02 Minnesota	3-2 Loss	Brian Leetch (3:44 of OT)
N.Y. Rangers (0-1-0)	12/20/00 Minnesota	2-2 Tie	Darby Hendrickson (5:37 of 3rd)	
	3/13/02 Minnesota	4-3 Loss	Magnus Arvedson (1:41 of OT)	
Ottawa (0-1-1)	10/11/00 Minnesota	3-3 Tie	Eric Desjardins (10:37 of 3rd)	
	3/25/10 Philadelphia	4-3 Win	Kyle Brodziak (2:33 of OT)	
Philadelphia (1-0-1)	12/29/00 Minnesota	2-2 Tie	Jim Dowd (3:48 of 3rd)	
	11/20/01 Phoenix	2-1 Loss	Claude Lemieux (4:36 of OT)	
	3/17/02 Minnesota	2-2 Tie	Marian Gaborik (17:43 of 3rd)	
	3/7/04 Phoenix	1-1 Tie	Andrew Brunette (18:26 of 1st)	
Phoenix (1-2-3)	3/22/04 Minnesota	3-2 Loss	Mike Comrie (4:35 of OT)	



ALL-TIME OVERTIME RESULTS

OPPONENT	DATE	SITE	RESULT	GW/GT GOAL (time of goal)
	1/2/11	Minnesota	6-5 Win	Cam Barker (0:46 of OT)
Pittsburgh (1-0-1)	11/14/02	Minnesota	1-1 Tie	Richard Park (8:10 of 2nd)
	11/18/08	Pittsburgh	2-1 Win	Marek Zidlicky (Shootout)
San Jose (4-3-2)	10/6/01	San Jose	0-0 Tie	Scoreless Tie
	10/16/01	Minnesota	3-3 Tie	Mike Ricci (17:28 of 3rd)
	10/31/02	Minnesota	2-1 Win	Sergei Zholtok (4:50 of 3rd)
	2/3/06	San Jose	3-2 Win	Brian Rolston (Shootout)
	3/9/08	Minnesota	3-2 Loss	Patrick Marleau (Shootout)
	3/19/08	San Jose	4-3 Loss	Jeremy Roenick (Shootout)
	12/31/08	Minnesota	3-2 Win	Brent Burns (1:38 of OT)
	3/5/09	San Jose	4-3 Win	Mikko Koivu (4:46 of OT)
	3/10/09	Minnesota	5-4 Loss	Christian Ehrhoff (3:34 of OT)
St. Louis (5-3-5)	3/6/01	Minnesota	3-3 Tie	Cam Stewart (17:59 of 3rd)
	3/14/01	Minnesota	1-0 Loss	Scott Young (3:09 of OT)
	10/19/01	Minnesota	3-2 Loss	Keith Tkachuk (0:46 of OT)
	12/2/01	Minnesota	4-4 Tie	Al Macinnis (17:59 of 3rd)
	10/12/02	St. Louis	2-2 Tie	Andrew Brunette (19:44 of 3rd)
	1/5/04	St. Louis	1-1 Tie	Andrei Zyuzin (13:25 of 2nd)
	1/17/04	St. Louis	2-2 Tie	Doug Weight (18:23 of 3rd)
	3/10/06	St. Louis	2-1 Loss	Lee Stempniak (0:25 of OT)
	4/04/06	Minnesota	5-4 Win	Brian Rolston (Shootout)
	11/30/07	Minnesota	3-2 Win	Marian Gaborik (2:21 of OT)
	2/10/08	St. Louis	2-1 Win	Brent Burns (Shootout)
	2/11/11	St. Louis	5-4 Win	John Madden (Shootout)
	3/29/11	St. Louis	3-2 Win	Mikko Koivu (Shootout)
Tampa Bay (1-1-1)	3/17/03	Tampa Bay	3-3 Tie	Andrew Brunette (15:35 of 3rd)
	10/18/08	Tampa Bay	1-0 Win	Antti Miettinen (Shootout)
	11/12/09	Tampa Bay	4-3 Loss	Vincent Lecavalier (Shootout)
Vancouver (6-8-5)	1/30/01	Vancouver	3-2 Loss	Mattias Ohlund (1:43 of OT)
	3/4/01	Vancouver	4-3 Win	Aaron Gavey (2:26 of OT)
	3/25/01	Minnesota	2-2 Tie	Filip Kuba (4:23 of 3rd)
	4/5/02	Vancouver	5-4 Loss	Brendan Morrison (2:23 of OT)
	1/28/03	Vancouver	2-2 Tie	Sergei Zholtok (9:38 of 3rd)
	10/18/03	Minnesota	2-2 Tie	Henrik Sedin (18:28 of 3rd)
	12/06/03	Vancouver	1-1 Tie	Trevor Linden (17:08 of 3rd)
	3/10/04	Vancouver	1-1 Tie	Geoff Sanderson (15:43 of 3rd)
	2/12/06	Vancouver	3-2 Loss	Daniel Sedin (1:26 of OT)
	3/31/06	Vancouver	2-1 Win	Mikko Koivu (Shootout)
	10/10/06	Minnesota	2-1 Win	Petteri Nummelin (Shootout)
	2/14/07	Minnesota	3-2 Loss	Sami Salo (4:20 of OT)
	3/4/07	Vancouver	4-3 Loss	Daniel Sedin (Shootout)
	3/11/07	Vancouver	3-2 Win	Brent Burns (4:24 of OT)
	2/14/08	Vancouver	5-4 Win	Mikko Koivu (Shootout)
	2/20/08	Minnesota	3-2 Loss	Daniel Sedin (3:18 of OT)
	1/31/09	Vancouver	4-3 Win	Marc-Andre Bergeron (1:52 of OT)
	3/31/09	Minnesota	2-1 Loss	Henrik Sedin (4:00 of OT)
	4/4/10	Vancouver	4-3 Loss	Sami Salo (2:15 of OT)
Washington (1-0-0)	10/12/06	Minnesota	3-2 Win	Mikko Koivu (Shootout)
Winnipeg (0-1-1)	1/3/01	Minnesota	1-1 Tie	Donald Audette (4:36 of 1st)
	3/7/08	Atlanta	3-2 Loss	Erik Christensen (Shootout)



ALL-TIME SHOOTOUT RESULTS

SEASON	SHOOTOUTS	HOME	ROAD	TOTAL
2005-06	8	2-1	3-2	5-3
2006-07	17	7-4	3-3	10-7
2007-08	11	0-3	3-5	3-8
2008-09	8	3-2	2-1	5-3
2009-10	12	3-4	2-3	5-7
2010-11	8	1-3	2-2	3-5
TOTALS	64	16-17	15-16	31-33

OPPONENT	DATE	SITE	WILD	OPP	GOALTENDERS	DECIDING GOAL
Anaheim (3-0)	11/06/05	Anaheim	2-3	1-3	Fernandez/Giguere	Randy Robitaille
	10/27/06	Minnesota	1-2	0-3	Fernandez/Giguere	Mikko Koivu
	12/4/09	Minnesota	2-4	1-4	Backstrom/Hiller	Guillaume Latendresse
Boston (0-1)	11/25/09	Minnesota	1-4	2-4	Backstrom/Rask	David Krejci
	12/07/06	Minnesota	2-2	1-3	Fernandez/Kiprusoff	Mikko Koivu
Calgary (3-4)	01/26/07	Minnesota	2-2	0-2	Backstrom/Kiprusoff	Pavel Demitra
	02/28/07	Calgary	0-3	1-3	Harding/Kiprusoff	Jarome Iginla
	03/27/07	Minnesota	0-2	2-2	Backstrom/Kiprusoff	Alex Tanguay
	01/16/08	Minnesota	0-2	2-3	Backstrom/Kiprusoff	Kristian Huselius
	12/3/10	Minnesota	1-3	2-3	Backstrom/Karlsson	Rene Bourque
Carolina (0-2)	4/8/10	Calgary	2-3	0-2	Dubielewicz/Kiprusoff	Brent Burns
	11/15/09	Carolina	0-3	1-3	Backstrom/Leighton	Jussi Jokinen
	10/8/10	Helsinki	0-3	1-3	Backstrom/Ward	Jeff Skinner
Chicago (3-0)	12/05/06	Minnesota	3-6	2-6	Fernandez/Khabibulin	Pierre-Marc Bouchard
	1/14/07	Minnesota	1-2	0-3	Fernandez/Khabibulin	Pavel Demitra
	1/9/10	Minnesota	2-8	1-8	Harding/Huet	Owen Nolan
Colorado (3-4)	11/18/06	Minnesota	1-3	2-3	Backstrom/Budaj	Joe Sakic
	1/6/07	Minnesota	1-4	2-4	Fernandez/Budaj	Milan Hejduk
	4/6/08	Colorado	0-2	2-2	Harding/Theodore	Wojtek Wolski
	3/12/09	Colorado	2-2	0-2	Backstrom/Budaj	Wojtek Wolski
	3/17/09	Minnesota	2-3	1-3	Backstrom/Budaj	Marek Zidlicky
Columbus (1-3)	10/21/09	Minnesota	1-3	0-3	Backstrom/Anderson	Mikko Koivu
	11/28/09	Colorado	2-2	0-2	Harding/Anderson	Mikko Koivu
	10/28/05	Columbus	1-8	2-8	Roloson/Prusek	Trevor Letowski
	11/30/05	Minnesota	0-3	1-3	Fernandez/Leclaire	Jaroslav Balastik
	11/15/08	Minnesota	2-3	0-2	Backstrom/Mason	Marek Zidlicky
Dallas (1-3)	12/27/10	Columbus	1-2	3-3	Theodore/Mason	Kyle Wilson
	12/02/06	Dallas	1-3	3-3	Backstrom/Turco	Jussi Jokinen
	1/20/07	Minnesota	2-9	3-9	Backstrom/Turco	Stu Barnes
	2/20/07	Minnesota	1-3	0-3	Backstrom/Turco	Mikko Koivu
Detroit (1-3)	4/10/10	Minnesota	0-4	1-4	Backstrom/Lehtonen	Jamie Benn
	1/10/08	Detroit	2-3	1-3	Harding/Osgood	Marian Gaborik
	1/03/08	Minnesota	0-3	1-2	Harding/Osgood	Pavel Datsyuk
	1/21/10	Minnesota	2-8	3-8	Backstrom/Howard	Drew Miller
	2/20/11	Minnesota	0-2	2-3	Backstrom/Howard	Pavel Datsyuk
Edmonton (2-2)	4/06/06	Minnesota	2-3	1-3	Fernandez/Roloson	Brian Rolston
	10/25/07	Edmonton	1-3	2-3	Harding/Roloson	Ales Hemsky
	2/8/09	Minnesota	1-4	0-4	Backstrom/Roloson	Mikko Koivu
	3/5/10	Edmonton	2-6	3-6	Backstrom/Deslauriers	Mike Comrie
Florida (0-1)	3/9/10	Minnesota	0-4	1-4	Backstrom/Vokoun	Cory Stillman
	11/11/06	Los Angeles	3-6	2-6	Fernandez/Garon	Todd White
Los Angeles (2-3)	10/16/07	Los Angeles	1-2	3-3	Backstrom/Aubin	Mike Cammalleri
	2/24/09	Minnesota	1-4	2-4	Backstrom/Quick	Drew Doughty
	10/25/10	Minnesota	2-5	3-5	Backstrom/Quick	Michal Handzus
	2/1/11	Minnesota	1-2	0-3	Backstrom/Bernier	Pierre-Marc Bouchard
Nashville (1-0)	11/16/06	Nashville	3-4	2-4	Backstrom/Mason	Brian Rolston
	12/03/05	New Jersey	0-3	1-3	Fernandez/Brodeur	Victor Kozlov
New Jersey (0-2)	03/13/08	Minnesota	0-3	1-3	Backstrom/Brodeur	Jamie Langenbrunner
	11/18/08	Pittsburgh	1-2	0-3	Backstrom/Sabourin	Marek Zidlicky
Pittsburgh (1-0)	02/02/06	San Jose	1-5	0-5	Fernandez/Toskala	Brian Rolston
	03/09/08	Minnesota	1-3	2-3	Backstrom/Nabokov	Patrick Marleau
	03/19/08	Minnesota	1-3	2-3	Backstrom/Nabokov	Jeremy Roenick
San Jose (1-2)	04/04/06	Minnesota	2-3	1-3	Harding/Divis	Brian Rolston
	02/10/08	St. Louis	2-6	1-6	Harding/Legace	Brent Burns
	2/11/11	St. Louis	4-9	3-9	Theodore/Halak	John Madden
St. Louis (4-0)	3/29/11	St. Louis	2-3	1-3	Theodore/Halak	Mikko Koivu
	10/18/08	Tampa Bay	1-2	0-3	Backstrom/Smith	Antti Miettinen
Tampa Bay (1-1)	11/12/09	Tampa Bay	0-2	2-2	Backstrom/Nittymaki	Vincent Lecavalier
	03/31/06	Vancouver	1-3	0-3	Fernandez/Auld	Mikko Koivu
	10/10/06	Minnesota	3-4	2-4	Fernandez/Luongo	Petteri Nummelin
Vancouver (3-1)	03/04/07	Vancouver	2-6	3-6	Backstrom/Luongo	Daniel Sedin
	02/14/08	Vancouver	2-3	1-3	Backstrom/Luongo	Mikko Koivu
	10/12/06	Minnesota	1-2	0-3	Fernandez/Johnson	Mikko Koivu
Winnipeg (0-1)	03/07/08	Atlanta	0-3	1-3	Backstrom/Hedberg	Erik Christensen



ALL-TIME SHUTOUTS

BY THE WILD (57)

2010-11 (5)
 11/2/10 vs. SJ 1-0 (Backstrom-36 sv)
 1/8/11 at PIT 4-0 (Theodore-26 sv)
 1/16/11 vs. VAN 4-0 (Khudobin-32 sv)
 1/19/11 at CGY 6-0 (Backstrom-37 sv)
 2/1/11 vs. LA 1-0 (SO) (Backstrom-27 sv)

2009-10 (3)
 12/9/09 at COL 1-0 (Backstrom-22 sv)
 1/28/10 at COL 1-0 (Harding-29 sv)
 3/3/10 at CGY 4-0 (Backstrom-29 sv)

2008-09 (8)
 10/18/08 at TB 1-0 (SO) (Backstrom-32 sv)
 11/13/08 vs. PHX 4-0 (Backstrom-24 sv)
 12/3/08 vs. STL 4-0 (Backstrom-22 sv)
 1/4/09 at COL 2-0 (Backstrom-33 sv)
 1/6/09 at BOS 1-0 (Backstrom-28 sv)
 2/4/09 vs. ANA 3-0 (Backstrom-34 sv)
 3/22/09 vs. EDM 3-0 (Backstrom-31 sv)
 4/3/09 vs. CGY 4-0 (Backstrom-27 sv)

2007-08 (5)
 10/4/07 vs. CHI 1-0 (Backstrom-27 sv)
 10/10/07 vs. EDM 2-0 (Backstrom-21 sv)
 10/14/07 at ANA 2-0 (Harding-37 sv)
 3/15/08 vs. LA 2-0 (Backstrom-24 sv)
 3/28/08 vs. VAN 4-0 (Backstrom-28 sv)

2006-07 (8)
 10/14/06 vs. CBJ 5-0 (Fernandez-24 sv)
 11/24/06 vs. PHX 4-0 (Backstrom-28 sv)
 01/19/07 at CHI 3-0 (Fernandez-24 sv)
 02/3/07 at PHX 1-0 (Backstrom-29 sv)
 03/1/07 at EDM 5-0 (Harding-30 sv)
 03/27/07 vs. CGY 0-1 (Backstrom-24 sv)
 04/3/07 vs. EDM 3-0 (Backstrom-25 sv)
 04/5/07 vs. EDM 3-0 (Backstrom-22 sv)

2005-06 (3)
 10/12/05 vs. VAN 6-0 (Roloson-33 sv)
 12/8/05 at PIT 5-0 (Fernandez-22 sv)
 04/11/06 vs. CHI 2-0 (Harding-27 sv)

2003-04 (7)
 11/7/03 at CGY 3-0 (Roloson-34 sv)
 11/11/03 vs. VAN 1-0 (Roloson-29 sv)
 12/3/03 vs. EDM 1-0 (Fernandez-34 sv)
 2/2/04 vs. STL 4-0 (Roloson-24 sv)
 2/13/04 vs. EDM 3-0 (Roloson-28 sv)
 3/18/04 at BOS 2-0 (Fernandez-31 sv)
 4/4/04 vs. STL 3-0 (Roloson-24 sv)

2002-03 (6)
 11/16/02 vs. WSH 1-0 (Roloson-17 sv)
 2/10/03 at PHI 1-0 (Fernandez-30 sv)
 2/12/03 vs. PHI 2-0 (Roloson-31 sv)
 2/25/03 at OTT 3-0 (Roloson-28 sv)
 3/23/03 vs. DET 4-0 (Roloson-33 sv)
 3/31/03 vs. CGY 3-0 (Fernandez-26 sv)

2001-02 (6)
 10/6/01 at SJ 0-0 (Roloson-36 sv)
 11/21/01 at SJ 2-0 (Fernandez-22 sv)
 11/29/01 vs. FLA 6-0 (Roloson-29 sv)
 1/2/02 vs. TB 2-0 (Roloson-36 sv)
 3/7/02 at STL 3-0 (Roloson-28 sv)
 3/10/02 vs. CBJ 5-0 (Roloson-14 sv)

2000-01 (6)
 10/22/00 vs. FLA 0-0 (McLennan-24 sv)
 11/24/00 vs. CHI 2-0 (Fernandez-27 sv)
 12/17/00 vs. DAL 6-0 (Fernandez-24 sv)
 1/10/01 vs. WSH 3-0 (Fernandez-17 sv)
 1/24/01 at ANA 5-0 (Fernandez-20 sv)
 3/21/01 vs. NSH 0-0 (McLennan-27 sv)

BY THE OPPONENT (66)

2010-11 (8)
 11/29/10 at CGY 3-0 (Kiprusoff-32 sv)
 1/9/11 vs. DAL 4-0 (Raycroft-26 sv)
 2/1/11 vs. LA 1-0 (Bernier-25 sv)
 2/5/11 at PHX 1-0 (Bryzgalov-25 sv)
 3/10/11 at NSH 4-0 (Rinne-19 sv)
 3/11/11 at DAL 4-0 (Lehtonen-14 sv)
 3/22/11 vs. TOR 3-0 (Reimer-29 sv)
 4/7/11 at VAN 5-0 (Luongo-29 sv)

2009-10 (4)
 12/7/09 at PHX 2-0 (Bryzgalov-28 sv)
 1/14/10 at STL 1-0 (Mason-19 sv)
 3/18/10 at NSH 5-0 (Rinne-17 sv)
 3/31/10 vs. CHI 4-0 (Niemi-21 sv)

2008-09 (6)
 10/18/08 at TB 1-0 (SO) (Smith-21 sv)
 11/8/08 at VAN 2-0 (Luongo-29 sv)
 12/6/08 at NSH 1-0 (Rinne-32 sv)
 1/17/09 vs. ANA 3-0 (Hiller-30 sv)
 2/6/09 vs. NSH 2-0 (Dan Ellis-22 sv)
 3/20/09 at NJ 4-0 (Brodeur-35 sv)

2007-08 (4)
 11/23/07 vs. CBJ 4-0 (Leclaire-32 sv)
 12/7/07 at DET 5-0 (Hasek-19 sv)
 2/7/08 vs. DAL 1-0 (Smith-25 sv)
 2/20/08 at CHI 3-0 (Khabibulin-38 sv)

2006-07 (4)
 12/1/06 vs. DET 3-0 (Hasek-20 sv)
 01/9/07 at CGY 3-0 (Kiprusoff-26 sv)
 03/6/07 vs. SJ 3-0 (Nabokov-26 sv)
 03/27/07 vs. CGY 1-0 (Kiprusoff-38 sv)

2005-06 (1)
 11/1/05 at CGY 3-0 (Kiprusoff-23 sv)

2003-04 (9)
 10/8/03 at CHI 1-0 (Thibault-33 sv)
 11/13/03 vs. EDM 2-0 (Conklin-22 sv)
 12/11/03 vs. TOR 1-0 (Roloson-29 sv)
 1/9/04 vs. PHX 2-0 (Boucher-21 sv)
 1/19/04 at NSH 2-0 (Vokoun-26 sv)
 1/24/04 at SJ 4-0 (Nabokov-24 sv)
 2/26/04 at NSH 4-0 (Vokoun-27 sv)
 3/4/04 at ANA 2-0 (Giguere-28 sv)
 3/24/04 at CBJ 2-0 (Denis-20 sv)

2002-03 (8)
 11/10/02 at ANA 1-0 (Giguere-26 sv)
 11/27/03 at DAL 5-0 (Turco-18 sv)
 1/14/03 vs. BUF 1-0 (Miller-22 sv)
 1/18/03 vs. ANA 1-0 (Giguere-33 sv)
 3/1/03 at STL 2-0 (Sanford-27 sv)
 3/15/03 at CBJ 5-0 (Denis-24 sv)
 3/25/03 at DET 4-0 (Joseph-18 sv)
 4/2/03 at CBJ 3-0 (Denis-27 sv)

2001-02 (8)
 10/6/01 at SJ 0-0 (Nabokov-19 sv)
 11/4/01 vs. DET 2-0 (Hasek-21 sv)
 11/11/01 vs. VAN 5-0 (Cloutier-18 sv)
 11/14/01 vs. COL 1-0 (Roy-26 sv)
 1/15/02 at CAR 2-0 (Irlbe-22 sv)
 1/30/02 vs. LA 2-0 (Potvin-20 sv)
 2/8/02 vs. COL 6-0 (Aebischer-24 sv)
 2/13/02 vs. DET 2-0 (Hasek-21 sv)

2000-01 (14)
 10/13/00 at STL 2-0 (Johnson-16 sv)
 10/22/00 vs. FLA 0-0 (Luongo-20 sv)
 11/3/00 at EDM 3-0 (Salo-20 sv)
 11/7/00 at COL 2-0 (Roy-23 sv)
 11/8/00 vs. CGY 1-0 (Vernon-22 sv)
 11/30/00 at PHX 2-0 (Esche-30 sv)
 12/8/00 vs. ANA 1-0 (Hebert-27 sv)
 12/10/00 at MTL 4-0 (Theodore-24 sv)
 1/12/01 vs. COL 5-0 (Roy-21 sv)
 1/15/01 at CBJ 3-0 (Tugnutt-31 sv)
 2/16/01 vs. LA 4-0 (Storr-21 sv)
 3/14/01 vs. STL 1-0 (Johnson-21 sv)
 3/21/01 vs. NSH 0-0 (Dunham-23 sv)
 3/28/01 vs. PHX 2-0 (Burke-29 sv)

HAT TRICKS/PENALTY SHOTS/ATTENDANCE



HAT TRICKS FOR (15)

Antti Laaksonen vs. VAN 11/26/00 (F. Potvin), 3-1=4 pts.
 Marian Gaborik vs. ATL 11/13/01 (D. Rhodes), 3-0=3 pts.
 Marian Gaborik vs. CBJ 3/10/02 (R. Tugnutt), 3-1=4 pts.
 Marian Gaborik at LA 11/4/02 (J. Storr), 3-0=3 pts.
 Marian Gaborik vs. NSH 11/23/02 (M. Dunham) 3-0=3 pts.
 Marian Gaborik at VAN 12/7/02 (D. Cloutier) 3-0=3 pts.
 Marian Gaborik at NJ 2/17/04 (M. Brodeur) 3-0=3 pts.
 Marian Gaborik vs. OTT 3/16/04 (P. Lalime) 3-2=5 pts.
 Marc Chouinard vs. CGY 10/5/05 (M. Kiprusoff) 3-0=3 pts.
 Brian Rolston at SJ 11/5/05 (N. Schaefer), 3-0=3 pts.
 Marian Gaborik at COL 4/09/06 (P. Boudaj/J. Theodore), 3-1=4 pts.
 Mark Parrish vs. CHI 12/9/06 (B. Boucher), 3-0=3 pts.
 Marian Gaborik vs. NYR 12/20/07 (H. Lundqvist), 5-1=6 pts.
 Chuck Kobasew vs. COL 11/27/09 (C. Anderson), 3-0=3 pts.
 Guillaume Latendresse at PHX 1/16/10 (L. Bryzgalov), 3-0=3 pts.

HAT TRICKS AGAINST (13)

Radim Vrbata vs. COL 2/8/02 (Fernandez/Roloson) 3-0=3 pts.
 Vaclav Prospal at ANA 1/23/04 (Roloson) 3-1=4 pts.
 Jason Blake at NYI 3/19/04 (Roloson) 3-0=3 pts.
 Jarome Iginla vs. CGY 3/29/07 (Backstrom/Harding) 3-0=3 pts.
 Markus Naslund vs. VAN 11/21/07 (Harding) 3-0=3 pts.
 Henrik Zetterberg vs. DET 12/7/07 (Harding) 3-0=3 pts.
 Jarome Iginla at CGY 3/22/08 (Harding) 3-0=3 pts.
 Nikita Filatov at CBJ 1/10/09 (Harding) 3-0=3 pts.
 Jamie Langenbrunner vs. NJ 1/2/10 (Backstrom) 3-0=3 pts.
 Jarome Iginla vs. CGY 3/7/10 (Backstrom) 3-1=4 pts.
 Corey Perry at ANA 12/12/10 (Backstrom) 3-2=5 pts.
 P.K. Subban vs. MTL 3/20/11 (Theodore/Backstrom) 3-1=4 pts.
 Ryan Kesler at VAN 4/7/11 (Backstrom) 3-0=3 pts.

ATTENDANCE

PACKED HOUSE – The Minnesota Wild sold out 25 of 40 regular season home games in the 2010-11 season, bringing the club's all-time attendance total to 8,334,480 and franchise sellout total to 434. The Wild sold out the first 409 games in team history, including 369 regular season games, 27 preseason contests and 13 playoff games. The club's sellout streak of 409 games was the third-longest recorded sellout streak in NHL history behind Colorado (487) and Detroit (452). The official capacity of Xcel Energy Center for Minnesota Wild games is 18,064. The largest crowd ever to see a Wild game at Xcel Energy Center is 19,398 on Oct. 5, 2005 against the Calgary Flames. During the 2000-01 campaign, Minnesota set an NHL expansion team attendance record when it drew 751,472 fans in 41 regular season home dates.

SEASON	REGULAR SEASON GAMES	ATTENDANCE	AVERAGE	SELLOUTS
2000-01	41	751,472	18,239	41
2001-02	41	756,596	18,453	41
2002-03	41	758,536	18,501	41
2003-04	41	759,776	18,531	41
2005-06	41	761,614	18,575	41
2006-07	41	760,280	18,543	41
2007-08	41	761,288	18,568	41
2008-09	41	761,288	18,568	41
2009-10	41	755,055	18,416	41
2010-11	40	720,508	18,013	25
TOTALS	409	7,546,413	18,451	394

PENALTY SHOTS FOR (13-for-24)

Scott Pellerin vs. Joaquin Gage; no goal, 10/15/00 vs. EDM
 Maxim Sushinsky vs. Felix Potvin; no goal, 11/26/00 vs. VAN
 Antti Laaksonen vs. Patrick Lalime; no goal, 12/20/00 vs. OTT
 Sebastien Bordeleau vs. Felix Potvin; goal, 10/7/01 at LA
 Stacy Roest vs. Dan Cloutier; goal, 3/2/02 at VAN
 Antti Laaksonen vs. Brent Johnson; goal, 3/26/02 at STL
 Marian Gaborik vs. Jocelyn Thibault; no goal, 2/5/03 vs. CHI
 Antti Laaksonen vs. Johan Hedberg; no goal, 10/18/03 vs. VAN
 Marian Gaborik vs. Sebastien Caron; goal, 11/19/03 at PIT
 Richard Park vs. Miikka Kiprusoff; goal, 12/29/03 at CAL
 Wes Walz vs. Reinhard Divis; goal, 2/2/04 vs. STL
 Antti Laaksonen vs. Dan Cloutier; goal, 2/19/04 vs. VAN
 Marian Gaborik vs. Reinhard Divis; no goal, 4/4/04 vs. STL
 Alexandre Daigle vs. Curtis Joseph; no goal, 10/8/05 at PHX
 Pierre-Marc Bouchard vs. Dan Cloutier; goal, 10/12/05 vs. VAN
 Brian Rolston vs. Miikka Kiprusoff; no goal, 12/29/05 at CGY
 Marian Gaborik vs. Vesa Toskala; goal, 2/2/06 at SJ
 Todd White vs. Dan Cloutier; no goal, 10/25/06 vs. LA
 Brian Rolston vs. Roberto Luongo; goal, 11/2/06 vs. VAN
 Brian Rolston vs. Ray Emery; goal, 11/20/06 at OTT
 Pierre-Marc Bouchard vs. Tomas Vokoun; goal, 2/17/07 at NSH
 Marian Gaborik vs. Ryan Miller; no goal, 3/9/07 at BUF
 James Sheppard vs. Evgeni Nabokov; no goal, 4/2/10 vs. SJ
 Mikko Koivu vs. Alex Auld; goal, 3/20/11 vs. MTL

PENALTY SHOTS AGAINST (6-FOR-10 STOPPED)

Petr Sykora vs. Manny Fernandez; no goal, 1/21/01 vs. NJ
 Ziggy Palffy vs. Manny Fernandez; no goal, 10/7/01 at LA
 Brad Isbister vs. Dwayne Roloson; no goal, 3/2/02 vs. NYI
 Pavel Datsyuk vs. Dwayne Roloson; no goal, 11/15/03 vs. DET
 Ladislav Nagy vs. Dwayne Roloson; goal, 10/8/05 at PHX
 Niklas Sundstrom vs. Dwayne Roloson; no goal, 12/17/05 vs. MTL
 Paul Kariya vs. Niklas Backstrom; no goal, 11/16/06 at NSH
 John Pohl vs. Manny Fernandez; goal, 12/26/06 at TOR
 Tomas Plihal vs. Niklas Backstrom; goal, 3/9/08 vs. SJ
 Corey Perry vs. Niklas Backstrom; goal, 12/12/10 at ANA



INDIVIDUAL MILESTONES

FIVE GOALS IN A GAME (1)

Marian Gaborik 12/20/07 vs. NYR

THREE GOALS IN A GAME (14)

Antti Laaksonen 11/26/00 vs. VAN
 Marian Gaborik 11/13/01 vs. ATL
 Marian Gaborik 3/10/02 vs. CBJ
 Marian Gaborik 11/4/02 at LA
 Marian Gaborik 11/23/02 vs. NSH
 Marian Gaborik 12/7/02 at VAN
 Marian Gaborik 2/17/04 at NJ
 Marian Gaborik 3/16/04 vs. OTT
 Marc Chouinard 10/5/05 vs. CGY
 Brian Rolston 11/5/05 at SJ
 Marian Gaborik 4/9/06 at COL
 Mark Parrish 12/9/06 vs. CHI
 Chuck Kobasew 11/27/09 vs. COL
 Guillaume Latendresse 1/16/10 at PHX

FOUR ASSISTS IN A GAME (6)

Marian Gaborik 10/26/02 at PHX
 Andrew Brunette 3/10/02 vs. CBJ
 Pascal Dupuis 3/25/04 at CHI
 Eric Belanger 11/15/07 at EDM
 Mikko Koivu 10/16/08 at FLA
 Mikko Koivu 1/2/11 vs. PHX

SIX POINTS IN A GAME (2)

Marian Gaborik (2g-4a) 10/26/02 at PHX
 Marian Gaborik (5g-1a) 12/20/07 vs. NYR

FIVE POINTS IN A GAME (2)

Marian Gaborik (3g-2a) 3/16/04 vs. OTT
 Mikko Koivu (1g-4a) 10/16/08 at FLA

FOUR POINTS IN A GAME (20)

Scott Pellerin (1g-3a) 10/18/00 vs. TB
 Antti Laaksonen (3g-1a) 11/26/00 vs. VAN
 Andrew Brunette (2g-2a) 11/8/01 at BOS
 Marian Gaborik (3g-1a) 3/10/02 vs. CBJ
 Andrew Brunette (0g-4a) 3/10/02 vs. CBJ
 Marian Gaborik (1g-3a) 1/16/03 vs. VAN
 Pascal Dupuis (0g-4a) 3/25/04 at CHI
 Brian Rolston (2g-2a) 12/17/05 vs. MTL
 Wes Walz (2g-2a) 2/4/06 at PHX
 Pierre-Marc Bouchard (2g-2a) 2/10/06 at EDM
 Brian Rolston (2g-2a) 3/12/06 vs. EDM
 Pierre-Marc Bouchard (1g-3a) 3/12/06 vs. EDM
 Marian Gaborik (3g-1a) 4/9/06 at COL
 Pierre-Marc Bouchard (2g-2a) 1/2/07 vs. ATL
 Eric Belanger (0g-4a) 11/15/07 at EDM
 Pierre-Marc Bouchard (2g-2a) 1/21/08 at VAN
 Antti Miettinen (0g-4a) 10/16/08 at FLA
 Marian Gaborik (2g-2a) 3/25/09 at NYI
 Guillaume Latendresse (1g-3a) 1/11/10 vs. PIT
 Mikko Koivu (0g-4a) 1/2/11 vs. PHX

45+ SAVES IN A GAME (7)

Dwayne Rolson (53) 11/8/01 at BOS
 Dwayne Rolson (52) 10/28/05 at CBJ
 Niklas Backstrom (47) 12/22/07 vs. DET
 Niklas Backstrom (47) 3/7/11 at SJ
 Niklas Backstrom (46) 12/27/07 at PHX
 Niklas Backstrom (46) 11/4/08 at SJ
 Jose Theodore (46) 2/25/11 at ANA

40-GOAL SEASONS (1)

Marian Gaborik (42) 2007-08

30-GOAL SEASONS (7)

Marian Gaborik (38) 2005-06
 Brian Rolston (34) 2005-06
 Brian Rolston (31) 2006-07
 Marian Gaborik (30) 2001-02
 Marian Gaborik (30) 2002-03
 Marian Gaborik (30) 2006-07
 Brian Rolston (30) 2007-08

20-GOAL SEASONS (14)

Pavol Demitra (25) 2006-07
 Owen Nolan (25) 2008-09
 Andrew Brunette (25) 2009-10
 Guillaume Latendresse (25) 2009-10
 Andrew Brunette (22) 2008-09
 Mikko Koivu (22) 2009-10
 Martin Havlat (22) 2010-11
 Andrew Brunette (21) 2001-02
 Pascal Dupuis (20) 2002-03
 Alexandre Daigle (20) 2003-04
 Pierre-Marc Bouchard (20) 2006-07
 Mikko Koivu (20) 2006-07
 Mikko Koivu (20) 2008-09
 Antti Miettinen (20) 2009-10

50-ASSIST SEASONS (1)

Pierre-Marc Bouchard (50) 2007-08

40-ASSIST SEASONS (8)

Mikko Koivu (49) 2009-10
 Andrew Brunette (48) 2001-02
 Mikko Koivu (47) 2008-09
 Brian Rolston (45) 2005-06
 Mikko Koivu (45) 2010-11
 Pierre-Marc Bouchard (42) 2005-06
 Marian Gaborik (41) 2007-08
 Martin Havlat (40) 2010-11

80-POINT SEASONS (1)

Marian Gaborik (83) 2007-08

70-POINT SEASONS (2)

Brian Rolston (79) 2005-06
 Mikko Koivu (71) 2009-10

60-POINT SEASONS (11)

Andrew Brunette (69) 2001-02
 Marian Gaborik (67) 2001-02
 Mikko Koivu (67) 2008-09
 Marian Gaborik (66) 2005-06
 Marian Gaborik (65) 2002-03
 Pavol Demitra (64) 2006-07
 Brian Rolston (64) 2006-07
 Pierre-Marc Bouchard (63) 2007-08
 Martin Havlat (62) 2010-11
 Mikko Koivu (62) 2010-11
 Andrew Brunette (61) 2009-10

30-WIN SEASONS (4)

Niklas Backstrom (37) 2008-09
 Niklas Backstrom (33) 2007-08
 Manny Fernandez (30) 2005-06
 Niklas Backstrom (30) 2008-09



YEAR-BY-YEAR RESULTS

YEAR-BY-YEAR RESULTS

SEASON	RECORD	PTS	DIV/CONF RANK	HEAD COACH	ATTENDANCE	NOTES
2000-01	25-39-18	68	5th/14th	Jacques Lemaire	751,472	Inaugural season
2001-02	26-35-21	73	5th/12th	Jacques Lemaire	756,596	
2002-03	42-29-11	95	3rd/6th	Jacques Lemaire	758,536	Western Conference Finals
2003-04	30-29-23	83	5th/10th	Jacques Lemaire	759,776	
2004-05	— NHL SEASON CANCELLED DUE TO WORK STOPPAGE —					
2005-06	38-36-8	84	5th/11th	Jacques Lemaire	761,614	
2006-07	48-26-8	104	2nd/7th	Jacques Lemaire	760,280	Western Conference Quarterfinals
2007-08	44-28-10	98	1st/3rd	Jacques Lemaire	761,288	First-Ever Division Championship
2008-09	40-33-9	89	3rd/9th	Jacques Lemaire	761,288	
2009-10	38-36-8	84	4th/13th	Todd Richards	755,055	400th consecutive sellout (3/7/10)
2010-11	39-35-8	86	3rd/12th	Todd Richards	720,508	

YEAR-BY-YEAR OFFENSIVE LEADERS

SEASON	GOALS	ASSISTS	POINTS	PIM
2000-01	M. Gaborik, D. Hendrickson W. Walz, 18	L. Sekeras, 23	M. Gaborik, 36	M. Johnson, 137
2001-02	M. Gaborik, 30	A. Brunette, 48	A. Brunette, 69	M. Johnson, 183
2002-03	M. Gaborik, 30	M. Gaborik, 35	M. Gaborik, 65	M. Johnson, 201
2003-04	A. Daigle, 20	A. Daigle, 31	A. Daigle, 51	M. Johnson, 177
2004-05	— NHL SEASON CANCELLED DUE TO WORK STOPPAGE —			
2005-06	M. Gaborik, 38	B. Rolston, 45	B. Rolston, 79	D. Boogaard, 158
2006-07	B. Rolston, 31	P. Demitra, 39	P. Demitra, B. Rolston, 64	D. Boogaard, 120
2007-08	M. Gaborik, 42	P. Bouchard, 50	M. Gaborik, 83	A. Voros, 142
2008-09	O. Nolan, 25	M. Koivu, 47	M. Koivu, 67	D. Boogaard, 87
2009-10	A. Brunette, G. Latendresse, 25	M. Koivu, 49	M. Koivu, 71	D. Boogaard, 105
2010-11	M. Havlat, 22	M. Koivu, 45	M. Havlat, M. Koivu, 62	B. Staubitz, 173

YEAR-BY-YEAR GOALTENDING LEADERS

SEASON	WINS	GOALS AGAINST AVG.	SAVE PERCENTAGE	SHUTOUTS
2000-01	M. Fernandez, 19	M. Fernandez, 2.24	M. Fernandez, .920	M. Fernandez, 4
2001-02	D. Roloson, 14	D. Roloson, 2.68	D. Roloson, .901	D. Roloson, 5
2002-03	D. Roloson, 23	D. Roloson, 2.00	D. Roloson, .927	D. Roloson, 4
2003-04	D. Roloson, 19	D. Roloson, 1.88	D. Roloson, .933	D. Roloson, 5
2004-05	— NHL SEASON CANCELLED DUE TO WORK STOPPAGE —			
2005-06	M. Fernandez, 30	M. Fernandez, 2.29	M. Fernandez, .919	M. Fernandez, J. Harding, D. Roloson, 1
2006-07	N. Backstrom, 23	N. Backstrom, 1.97*	N. Backstrom, .929*	N. Backstrom, 5
2007-08	N. Backstrom, 33	N. Backstrom, 2.31	N. Backstrom, .920	N. Backstrom, 4
2008-09	N. Backstrom, 37	N. Backstrom, 2.33	N. Backstrom, .923	N. Backstrom, 8
2009-10	N. Backstrom, 26	N. Backstrom, 2.72	N. Backstrom, .903	N. Backstrom, 2
2010-11	N. Backstrom, 22	N. Backstrom, 2.66	N. Backstrom, J. Theodore, .916	N. Backstrom, 3

* Indicates league leader



ALL-TIME LEADERS VS. WILD

CAREER VS. WILD

GAMES	
62	Henrik Sedin
61	Jarome Iginla
58	Milan Hejduk
58	Daniel Sedin
57	Robyn Regehr
GOALS	
31	Jarome Iginla
21	Milan Hejduk
18	Ryan Kesler
18	Daymond Langkow
16	Joe Sakic
	R. Smyth
ASSISTS	
41	Henrik Sedin
29	Alex Tanguay
27	Jarome Iginla
27	Daniel Sedin
26	Milan Hejduk
POINTS	
58	Jarome Iginla
48	Henrik Sedin
47	Milan Hejduk
42	Daniel Sedin
	Alex Tanguay
PLUS/MINUS	
18	Nicklas Lidstrom
16	Daymond Langkow
15	Jarome Iginla
	Robyn Regehr
14	J. Arnott
	C. Chelios
PENALTY MINUTES	
104	Jody Shelley
81	Darcy Hordichuk
80	Alexandre Burrows
69	Robyn Regehr
67	Matt Cooke
POWER-PLAY GOALS	
12	Milan Hejduk
10	Jarome Iginla
7	Todd Bertuzzi
	Markus Naslund
	Ryan Smyth
SHORT-HANDED GOALS	
3	Todd Marchant
2	Several Players Tied
GAME-WINNING GOALS	
8	Jarome Iginla
7	Joe Sakic
4	Five Players Tied

SEASON VS. WILD

GAMES	
8	Several Players Tied
GOALS	
7	Ryan Kesler
6	Jarome Iginla
	Jarome Iginla
	Jarome Iginla
	Joe Sakic
ASSISTS	
9	Henrik Sedin
8	Henrik Sedin
7	Markus Naslund
	Doug Weight
6	10 Players Tied
POINTS	
11	Jarome Iginla
10	Joe Sakic
	Doug Weight
9	Five Players Tied
PLUS/MINUS	
11	Robyn Regehr
8	Harold Druken
	J.P. Dumont
	John-Michael Liles
7	Two Players Tied
PENALTY MINUTES	
54	Alex Burrows
39	Robyn Regehr
37	Theo Peckham
	Jody Shelley
36	Darcy Hordichuk
POWER-PLAY GOALS	
3	Jarome Iginla
	Markus Naslund
	Scott Walker
	Steve Yzerman
2	Several Players Tied
SHORT-HANDED GOALS	
2	Jarret Stoll
1	Several Players Tied
GAME-WINNING GOALS	
4	Joe Sakic
2	Several Players Tied

SINGLE GAME VS. WILD

GOALS	
3	J. Iginla (3x) last, 3/7/10
	Radim Vrbata 2/8/02
	Vaclav Prospal 1/23/04
	Jason Blake 3/19/04
	Markus Naslund 11/21/07
	Henrik Zetterberg 12/7/07
	Nikita Filatov 1/10/09
	Jamie Langenbrunner 1/2/10
	Corey Perry 12/12/10
	P.K. Subban 3/20/11
	Ryan Kesler 4/7/11
ASSISTS	
4	Doug Weight 11/12/00
	Niclas Havelid 1/23/04
	Ed Jovanovski 1/16/10
3	Several Players Tied
POINTS	
5	Doug Weight 11/12/00
	Corey Perry 12/12/10
4	Several Players Tied
PLUS/MINUS	
5	Kimmo Timonen 10/31/01
	Christian Ehrhoff 10/22/10
4	Several Players Tied
PENALTY MINUTES	
27	Jody Shelley 3/24/04
25	Theo Peckham 4/8/11
24	Robyn Regehr 3/31/03
	Jeremy Stevenson 3/21/01
22	Three Players Tied
POWER-PLAY GOALS	
2	Several Players Tied
SHORT-HANDED GOALS	
1	Several Players Tied
SHOTS ON GOAL	
12	Bill Guerin 11/8/01
	Richard Zednik 12/10/01
11	Derian Hatcher 11/27/02
10	Rob Blake 12/16/01
	Daniel Briere 3/09/07
	Sergei Federov 11/25/06
TIME ON ICE	
34:00	Scott Niedermayer 12/31/06
33:58	Brian Pothier 10/12/06
33:45	Jay Bouwmeester 12/3/10
33:39	Tobias Enstrom 3/7/08
33:13	Boris Mironov 10/29/00
32:48	Scott Niedermayer 1/26/02

OPPONENT ALL-TIME GOALTENDING

PLAYER	GP	W-L-OT	GAA	SV%
Aebischer, David	13	9-3-0	2.27	.917
Anderson, Craig	11	2-6-2	3.02	.898
Aubin, J-S	4	2-2-0	2.23	.904
Auld, Alex	10	7-2-1	1.62	.937
Bacashihua, Jason	1	0-1-0	6.00	.750
Barrasso, Tom	1	1-0-0	3.00	.875
Belfour, Ed	7	4-2-1	2.64	.901
Bernier, Jonathan	2	1-0-1	0.96	.962
Bierk, Zac	2	0-1-0	2.79	.933
Billington, Craig	1	0-0-0	0.00	1.000
Biron, Martin	7	4-3-0	2.16	.920
Blackburn, Dan	1	1-0-0	1.88	.929
Bobrovsky, Sergei	1	1-0-0	1.00	.938
Boucher, Brian	11	4-3-4	3.04	.884
Braithwaite, Fred	7	1-2-3	2.42	.889
Brodeur, Martin	10	7-1-2	2.23	.925
Brodeur, Mike	1	1-0-0	1.00	.957
Bryzgalov, Ilya	15	6-8-0	2.76	.908
Budaj, Peter	24	9-9-3	2.63	.899
Burke, Sean	4	3-1-0	1.11	.957
Caron, Sebastien	1	0-0-0	4.50	.842
Cassivi, Frederic	1	0-1-0	3.05	.921
Cechmanek, Roman	6	3-1-2	1.14	.948
Climie, Matt	1	0-1-0	3.00	.906
Cloutier, Dan	21	7-10-4	2.58	.889
Conklin, Ty	13	2-4-2	2.12	.912
Crawford, Corey	4	2-1-0	2.11	.921
Dafoe, Byron	3	0-3-0	3.71	.857
Danis, Yann	1	0-1-0	6.00	.786
Denis, Marc	10	6-3-1	1.84	.931
Deslauriers, Jeff	4	1-3-0	2.74	.908
DesRochers, Patrick	1	0-0-0	0.00	1.000
DiPietro, Rick	4	2-1-1	2.75	.851
Divis, Reinhard	3	0-1-1	2.66	.903
Dubnyk, Devan	2	1-1-0	1.50	.942
Dunham, Mike	11	4-5-2	2.59	.894
Elliot, Brian	1	0-0-0	13.85	.750
Ellis, Dan	8	2-4-1	3.24	.884
Emery, Ray	1	1-0-0	3.00	.933
Enroth, Jhonas	1	1-0-0	2.00	.923
Ersberg, Erik	3	1-1-1	1.65	.949
Esche, Robert	9	3-2-2	1.94	.921
Essensa, Bob	3	2-0-0	3.13	.851
Fernandez, Manny	2	0-2-0	2.54	.900
Fiset, Stephanie	2	1-0-0	2.22	.917
Fleury, Marc-Andre	5	0-5-0	3.75	.853
Gage, Joaquin	2	2-0-0	3.47	.881
Garon, Mathieu	14	8-4-1	2.72	.904
Gerber, Martin	1	1-0-0	2.00	.818
Giguere, Jean-Sebastien	23	9-9-5	2.32	.913
Grahame, John	4	0-3-1	3.86	.805
Gustavsson, Jonas	1	0-1-0	4.14	.867
Hackett, Jeff	2	0-1-0	3.53	.884
Halak, Jaroslav	3	0-1-2	3.42	.880
Hasek, Dominik	12	10-0-2	1.07	.953
Hebert, Guy	3	2-1-0	1.33	.955
Hedberg, Johan	10	4-2-3	2.00	.922
Hiller, Jonas	10	5-2-1	2.28	.914
Hirsch, Corey	1	0-0-0	0.00	1.000
Hodson, Kevin	1	0-0-0	0.00	1.000
Howard, Jimmy	8	6-1-1	2.19	.913
Huet, Cristobal	9	4-2-3	2.18	.910
Hurme, Jani	2	1-0-0	2.26	.897
Irbe, Arthur	4	1-1-2	1.45	.936
Johnson, Brent	9	3-3-2	1.60	.934
Joseph, Curtis	14	8-4-1	2.23	.915
Khabibulin, Nikolai	18	4-12-2	2.80	.889
Kidd, Trevor	1	0-0-0	2.14	.800
Kiprusoff, Miikka	44	25-14-5	2.04	.922
Kolzig, Olaf	7	3-4-0	1.92	.938
LaBarbera, Jason	2	1-0-1	3.97	.875
Labbe, Jean-Francois	1	0-0-0	0.00	1.000

PLAYER	GP	W-L-OT	GAA	SV%
Lalime, Patrick	7	2-4-1	2.70	.897
Leclaire, Pascal	7	4-2-0	2.15	.926
Legace, Manny	16	10-4-2	2.58	.894
Lehtonen, Kari	6	3-3-0	3.12	.877
Leighton, Michael	4	1-3-0	3.72	.854
LeNeveu, David	1	0-0-0	0.00	1.000
Lindback, Anders	1	0-0-0	3.00	.874
Lundqvist, Henrik	5	2-3-0	2.91	.874
Luongo, Roberto	33	14-14-5	2.89	.896
MacDonald, Joey	1	0-1-0	4.00	.897
Markkanen, Jussi	6	2-3-0	2.95	.888
Mason, Chris	12	5-5-2	3.24	.881
Mason, Steve	7	3-3-1	2.66	.907
McElhinney, Curtis	3	0-1-1	3.41	.868
McLennan, Jamie	3	1-2-0	2.68	.862
Miller, Ryan	3	2-1-0	2.49	.909
Montoya, Al	1	1-0-0	1.00	.971
Morrison, Mike	2	1-1-0	4.80	.837
Munro, Adam	2	0-2-0	6.80	.725
Nabokov, Evgeni	27	16-8-3	2.09	.919
Neuvirth, Michal	1	0-1-0	2.03	.882
Niemi, Antti	3	3-0-0	1.68	.935
Niitymaki, Antero	5	3-2-0	2.39	.906
Noronen, Mika	1	0-1-0	3.00	.875
Norena, Fredrik	6	2-3-0	2.83	.887
Nurminen, Pasi	1	0-1-0	6.00	.813
Osgood, Chris	16	5-5-4	2.64	.892
Ouellet, Maxime	1	0-1-0	4.07	.892
Passmore, Steve	3	1-2-0	2.34	.891
Pavelec, Ondrej	1	1-0-0	1.00	.970
Pogge, Justin	1	0-1-0	6.00	.714
Potvin, Felix	8	3-4-1	2.14	.901
Price, Carey	2	1-1-0	2.05	.920
Prusek, Martin	2	1-1-0	1.92	.923
Quick, Jonathan	9	6-2-1	2.51	.895
Rask, Tuukka	2	1-1-0	1.45	.952
Raycroft, Andrew	7	4-1-0	2.06	.925
Reimer, James	1	1-0-0	0.00	1.000
Rhodes, Damian	2	0-1-1	1.94	.946
Richter, Mike	3	3-0-0	1.67	.933
Rinne, Pekka	10	6-2-1	2.05	.919
Roloson, Dwayne	24	8-13-3	2.73	.905
Roussel, Dominic	1	0-0-0	0.00	.000
Roy, Patrick	11	8-1-2	1.61	.935
Sabourin, Dany	2	1-0-1	1.44	.945
Salo, Tommy	14	8-2-3	1.57	.936
Sanford, Curtis	8	4-2-0	2.54	.909
Sauve, Philippe	3	1-1-1	1.71	.940
Schaefer, Nolan	1	0-1-0	2.03	.917
Schneider, Cory	5	3-1-0	1.62	.931
Shields, Steve	2	1-1-0	2.02	.913
Smith, Mike	6	2-3-1	1.58	.934
Stephan, Tobias	1	1-0-0	2.00	.905
Storr, Jamie	5	1-3-1	2.36	.887
Tallas, Rob	1	0-1-0	5.00	.808
Tellqvist, Mikael	1	0-1-0	4.07	.818
Theodore, Jose	9	3-4-1	2.33	.914
Thibault, Jocelyn	11	4-5-1	2.48	.900
Thomas, Tim	1	0-1-0	2.07	.938
Toskala, Vesa	7	4-0-1	1.85	.924
Tugnott, Ron	9	2-7-0	3.26	.880
Turco, Marty	23	15-4-1	1.97	.916
Turek, Roman	10	7-2-1	2.15	.909
Valiquette, Stephen	1	0-0-0	0.00	1.000
Vanbiesbrouck, John	2	0-2-0	3.53	.863
Varlamov, Semyon	1	1-0-0	1.00	.967
Vernon, Mike	3	1-0-1	1.24	.949
Vokoun, Tomas	18	8-6-3	2.27	.911
Wall, Michael	1	0-1-0	4.07	.862
Ward, Cam	5	3-0-1	2.80	.912
Weekes, Kevin	3	1-1-0	2.68	.895

Fear No Gear.™



**Eliminates Odor.
Microbial Protection
for up to 90 Days.**

Protect your gear by using
SPORTSENSE™ Protective Coating.
Apply on your new or used gear
to safely and continuously fight
the growth of odor causing
bacteria, fungi and algae.
Safe, non-toxic and non-leachable.



**Official Provider of
the Minnesota Wild**



PLAYOFFS



EVERY PLAYER
EVERY SHIFT
EVERY FAN



2008 PLAYOFF STATISTICS

#	POS	PLAYER	GP	TOI/G	G	A	PTS	+/-	PIM	PPG	SHG	GWG	SOG	SH%
12	LW	BRIAN ROLSTON	6	22:26	2	4	6	4	8	0	1	0	31	6.5
9	C	MIKKO KOIVU	6	21:56	4	1	5	0	4	0	1	0	20	20.0
96	RW	PIERRE-MARC BOUCHARD	6	17:46	2	2	4	1	2	1	0	1	18	11.1
38	RW	PAVOL DEMITRA	6	21:08	1	2	3	0	2	1	0	0	15	6.7
17	LW	TODD FEDORUK	6	13:37	1	1	2	-2	16	1	0	0	5	20.0
3	D	KEITH CARNEY	6	15:12	1	1	2	2	0	0	0	1	2	50.0
8	D	BRENT BURNS	6	27:34	0	2	2	0	6	0	0	0	17	0.0
34	LW	AARON VOROS	5	10:39	1	0	1	-1	16	0	0	0	10	10.0
5	D	KIM JOHNSSON	6	28:08	0	1	1	-1	18	0	0	0	12	0.0
15	C	JAMES SHEPPARD	6	10:36	0	1	1	-1	4	0	0	0	4	0.0
10	RW	MARIAN GABORIK	6	21:51	0	1	1	-3	4	0	0	0	25	0.0
33	D	PETTERI NUMMELIN	4	16:16	0	1	1	-1	0	0	0	0	10	0.0
19	LW	STEPHANE VEILLEUX	6	15:42	0	0	0	-2	27	0	0	0	13	0.0
24	LW	DEREK BOOGAARD	6	4:48	0	0	0	-1	24	0	0	0	0	0.0
41	D	MARTIN SKOULA	6	26:40	0	0	0	-1	0	0	0	0	3	0.0
25	C	ERIC BELANGER	6	18:34	0	0	0	-1	4	0	0	0	9	0.0
6	D	SEAN HILL	5	10:53	0	0	0	-2	4	0	0	0	1	0.0
92	RW	BRANKO RADIVOJEVIC	2	14:35	0	0	0	0	0	0	0	0	2	0.0
11	LW	CHRIS SIMON	2	6:54	0	0	0	-1	0	0	0	0	0	0.0
2	D	ERIK REITZ	2	6:17	0	0	0	-1	0	0	0	0	0	0.0
55	D	NICK SCHULTZ	1	16:11	0	0	0	0	0	0	0	0	0	0.0
21	RW	MARK PARRISH	1	5:04	0	0	0	0	0	0	0	0	1	0.0
67	LW	BENOIT POULIOT	1	10:16	0	0	0	1	0	0	0	0	2	0.0
83	RW	MATT FOY	1	6:49	0	0	0	0	0	0	0	0	0	0.0
#	GOALTENDER	GP	W	L	SA	GA	GAA	SV	SV%	SO	A	PIM	MIN	
32	NIKLAS BACKSTROM	6	2	4	170	17	2.83	153	.900	0	0	0	361	
29	JOSH HARDING	1	0	0	11	0	0.00	11	1.00	0	0	0	20	
GOALTENDING TOTALS		6	2	4	181	17	2.66	164	.906	0	0	0	384	



2008 PLAYOFF RESULTS

2008 WESTERN CONFERENCE QUARTERFINAL


#3 MINNESOTA WILD VS. #6 COLORADO AVALANCHE

Wild lose series 4-2 (Wild 1-2 at Xcel Energy Center, 1-2 at Colorado)

DATE	OPP.	Scoring By Period					Shots By Period					Power Plays	Penalties/Minutes	Game-Winning Goal	Goalie (Saves-Shots)	Attn.
		1	2	3	OT	F	1	2	3	OT	T					
G1	COL	0	2	0	1	3	2	5	12	3	22	1-1	6-12	Sakic	Theodore (28-30)	
4/9	MIN	0	0	2	0	2	11	9	8	2	30	1-5	2-4		Backstrom (19-22) *19,352	
G2	COL	1	0	1	0	2	8	8	10	0	26	1-4	4-8		Theodore (28-31)	
4/11	MIN	0	0	2	1	3	7	7	16	1	31	1-3	5-10	Carney (1)	Backstrom (24-26) *19,360	
G3	MIN	0	0	2	1	3	9	14	4	12	39	0-4	7-14	Bouchard (1)	Backstrom (44-46)	
4/14	COL	1	0	1	0	2	12	17	10	7	46	0-6	5-10		Theodore (36-39)	18,007
G4	MIN	0	0	1	-	1	7	7	11	-	25	0-5	25-101	BACKSTROM	Theodore (24-29); Harding (11-11)	
4/15	COL	3	2	0	-	5	18	11	11	-	40	2-13	12-43	Wolski	Theodore (24-25)	18,007
G5	COL	1	0	2	-	3	6	8	3	-	17	2-3	3-6	Stastny	Theodore (38-40)	
4/17	MIN	1	0	1	-	2	17	15	8	-	40	1-3	3-6		Backstrom (14-17) *19,364	
G6	MIN	0	1	0	-	1	11	15	9	-	35	0-1	3-6		Backstrom (28-30)	
4/19	COL	1	1	0	-	2	11	8	11	-	30	0-3	1-2	Smyth	Theodore (34-35)	18,007
TOTALS		1	2	3	OT	F	1	2	3	OT	T	(Percentage)	Penalties/Minutes	Goaltenders (Record, Saves-Shots)		
COL		7	5	4	1	17	57	57	57	10	181	6-30 (20.0)	31-81	Theodore (4-2, 188-200)		
MIN		1	1	8	2	12	62	67	56	15	200	3-21 (14.3)	45-141	Backstrom (2-4, 153-170); Harding (0-0, 11-11)		

SERIES NOTES

The Wild fell in six games to the Colorado Avalanche in the Western Conference Quarterfinal series...It was the third all-time postseason appearance for Minnesota...Brian Rolston led the team in points (2-4=6) and assists (4) and tied a franchise record with a three-game assist streak...Mikko Koivu led the team in goals with four and tied a franchise record by scoring in four consecutive games to start the series (4/9-4/15)...Niklas Backstrom started all six games for the Wild and went 2-4 while stopping 153 of 170 shots for a .900 SV%...For Colorado, Jose Theodore stopped 188 of 200 shots faced (.940 SV%), a franchise record for saves by an opposing goaltender in a series besting Patrick Roy's mark in 2003 of 161 saves...Joe Sakic led the Avalanche with six points (2-4=6) against the Wild...Andrew Brunette's three goals led Colorado and Sakic and Peter Forsberg both notched four assists to lead the Aves...The first three games of the series went to overtime, continuing a streak from 2003 that saw the final two games of Western Conference Quarterfinal between these two teams go to overtime...All five games had 3-2 final scores...The Wild set playoff franchise records with 101 PIM, 25 penalties taken and 13 short-handed opportunities in a 5-1 loss in Game Four at the Pepsi Center...The Wild lost Game Five despite setting a franchise record for shots in a period with 17 in the first stanza and totaling 40 shots overall (which tied a franchise record)...In Game Six, Aaron Voros tallied his first career playoff goal to tie the score in the second period but the Aves won 2-1 to take the series.





2007 PLAYOFF STATISTICS

#	POS	PLAYER	GP	TOI/G	G	A	PTS	+/-	PIM	PPG	SHG	GWG	SOG	SH%
10	RW	MARIAN GABORIK	5	19:31	3	1	4	3	8	1	1	1	18	16.7
38	C	PAVOL DEMITRA	5	19:47	1	3	4	-1	0	0	0	0	9	11.1
96	RW	PIERRE-MARC BOUCHARD	5	14:48	1	1	2	-3	0	0	0	0	2	50.0
12	C	BRIAN ROLSTON	5	20:25	1	1	2	-2	4	0	0	0	23	4.3
33	D	PETTERI NUMMELIN	3	19:59	1	1	2	1	0	1	0	0	5	20.0
26	D	KURTIS FOSTER	3	18:38	0	2	2	0	0	0	0	0	5	0.0
21	RW	MARK PARRISH	5	15:46	1	0	1	2	0	0	0	0	13	7.7
9	C	MIKKO KOIVU	5	17:43	1	0	1	-1	4	0	0	0	8	12.5
55	D	NICK SCHULTZ	5	18:05	0	1	1	-3	0	0	0	0	4	0.0
37	C	WES WALZ	5	11:50	0	1	1	1	4	0	0	0	9	0.0
8	D	BRENT BURNS	5	18:59	0	1	1	1	14	0	0	0	12	0.0
24	LW	DEREK BOOGAARD	5	5:59	0	1	1	0	20	0	0	0	1	0.0
41	D	MARTIN SKOULA	5	19:02	0	0	0	2	4	0	0	0	5	0.0
19	LW	STEPHANE VEILLEUX	5	12:39	0	0	0	0	4	0	0	0	6	0.0
3	D	KEITH CARNEY	5	13:57	0	0	0	1	4	0	0	0	1	0.0
92	LW	BRANKO RADIVOJEVIC	5	14:14	0	0	0	-1	2	0	0	0	9	0.0
28	C	TODD WHITE	4	14:18	0	0	0	-1	0	0	0	0	6	0.0
17	C	WYATT SMITH	4	11:01	0	0	0	0	0	0	0	0	2	0.0
5	D	KIM JOHNSON	4	23:06	0	0	0	-1	2	0	0	0	4	0.0
18	RW	ADAM HALL	3	10:06	0	0	0	0	7	0	0	0	2	0.0
#	GOALTENDER	GP	W	L	SA	GA	GAA	SV	SV%	SO	A	PIM	MIN	
32	NIKLAS BACKSTROM	5	1	4	145	11	2.22	134	.924	0	1	2	296:39	
GOALTENDING TOTALS		5	1	4	146	12	2.40	134	.918	0	1	2	300:00	



2007 PLAYOFF RESULTS

2007 WESTERN CONFERENCE QUARTERFINAL #2 ANAHEIM DUCKS VS. #7 MINNESOTA WILD

Wild lose series, 4-1 (Wild 1-1 at Xcel Energy Center, 0-3 at Anaheim)

DATE	OPP.	Scoring By Period					Shots By Period					Power Plays	Penalties/ Minutes	Game-Winning Goal	Goalie (Saves-Shots)	Attn.
		1	2	3	OT	F	1	2	3	OT	T					
G1	MIN	0	1	0	-	1	11	8	6	-	25	0-4	4-8		Backstrom (32-34)	
4/11	ANA	0	1	1	-	2	13	9	12	-	34	0-3	5-10	Penner	Bryzgalov (24-25)	17,180
G2	MIN	0	1	1	-	2	9	10	13	-	32	0-6	9-29		Backstrom (22-25)	
4/13	ANA	1	2	0	-	3	11	8	6	-	25	2-4	11-33	Getzlaf	Bryzgalov (30-32)	17,324
G3	ANA	1	0	1	-	2	7	6	6	-	19	1-4	7-14	R. Niedermayer	Bryzgalov (19-20)	
4/15	MIN	0	0	1	-	1	6	8	6	-	20	1-5	6-12		Backstrom (17-19)	*19,224
G4	ANA	0	1	0	-	1	9	11	9	-	29	1-4	9-48		BRYZGALOV (32-36); Giguere (4-4)	
4/17	MIN	0	1	3	-	4	14	11	15	-	40	1-7	4-14	Gaborik (1)	Backstrom (28-29)	*19,174
G5	MIN	0	1	0	-	1	6	11	10	-	27	0-5	5-10		Backstrom (35-38)	
4/19	ANA	1	1	2	-	4	11	22	6	-	39	1-4	6-12	Getzlaf	Giguere (26-27)	17,318
TOTALS		Scoring By Period					Shots By Period					Power Plays	Penalties/ Minutes	Goaltenders (Record, Saves-Shots)		
		1	2	3	OT	F	1	2	3	OT	T	(Percentage)				
	ANA	3	5	4	-	12	51	56	39	-	146	5-19 (26.3)	38-117	Bryzgalov (3-1, 105-113); Giguere (1-0, 30-31)		
	MIN	0	4	5	-	9	46	48	50	-	144	2-27 (7.4)	28-73	Backstrom (1-4, 134-145)		

SERIES NOTES

The Wild fell in five games to the Anaheim Ducks in the Western Conference Quarterfinal series...It was the second all-time postseason appearance for Minnesota and also the second to end with a loss to the Ducks...Wild goaltender Niklas Backstrom stopped 134 of the 145 shots he faced in the series (.924), but went 1-4 in his first appearance in the Stanley Cup Playoffs...Marian Gaborik and Pavol Demitra each paced the Wild with four points apiece...Gaborik also led the Wild with three postseason goals, while Demitra was the team-leader with three playoff assists...Ilya Bryzgalov went 3-1 in the first four games of the series, stopping 105 of the 113 shots he faced (.929)...J.S. Giguere went 1-0 and stopped 30 of the 31 shots he faced in two appearances...The Ducks won the first three games of the series, extending their postseason winning streak against the Wild to seven games before Minnesota claimed a 4-1 win in Game Four...The Wild victory improved Minnesota's record in playoff elimination games to 7-1...The Wild's season ended with an April 19 loss in Game Five at Anaheim...Gaborik scored a short-handed goal in the first to knot the game at one before Anaheim scored three unanswered goals, including an empty-netter, to give them a 4-1 victory in the game and the series.





2003 PLAYOFF STATISTICS

#	POS	PLAYER	GP	TOI/G	G	A	PTS	+/-	PIM	PPG	SHG	GWG	SOG	SH%
10	RW	MARIAN GABORIK	18	18:09	9	8	17	2	6	4	0	0	52	17.3
37	C	WES WALZ	18	17:19	7	6	13	5	14	0	2	2	29	24.1
15	LW	ANDREW BRUNETTE	18	15:01	7	6	13	-3	4	4	0	1	33	21.2
33	RW	SERGEI ZHOLTOK	18	15:39	2	11	13	-7	0	1	0	0	34	5.9
7	C	CLIFF RONNING	17	16:35	2	7	9	-3	4	1	0	0	37	5.4
11	LW	PASCAL DUPUIS	16	16:53	4	4	8	0	8	2	0	1	36	11.1
17	D	FILIP KUBA	18	26:39	3	5	8	-8	24	3	0	0	21	14.3
18	RW	RICHARD PARK	18	17:00	3	3	6	-2	4	0	0	1	26	11.5
14	C	DARBY HENDRICKSON	17	16:57	2	3	5	1	4	0	0	1	22	9.1
28	LW	JEREMY STEVENSON	14	12:24	0	5	5	0	12	0	0	0	17	0.0
24	LW	ANTTI LAAKSONEN	16	16:34	1	3	4	-3	4	0	0	0	25	4.0
2	D	WILLIE MITCHELL	18	24:46	1	3	4	5	14	0	0	0	18	5.6
23	RW	JASON MARSHALL	15	10:50	1	1	2	-1	16	0	0	1	12	8.3
77	D	LUBOMIR SEKERAS	15	16:53	1	1	2	-2	6	1	0	1	13	7.7
34	C	JIM DOWD	15	12:58	0	2	2	-1	0	0	0	0	24	0.0
96	C	PIERRE-MARC BOUCHARD	5	13:15	0	1	1	-1	2	0	0	0	8	0.0
20	D	ANDREI ZYUZIN	18	23:05	0	1	1	-3	14	0	0	0	30	0.0
55	D	NICK SCHULTZ	18	19:37	0	1	1	5	10	0	0	0	5	0.0
5	D	BRAD BOMBARDIR	4	14:52	0	0	0	-1	0	0	0	0	1	0.0
16	RW	BILL MUCKALT	5	11:17	0	0	0	-3	0	0	0	0	4	0.0
4	D	BRAD BROWN	11	8:16	0	0	0	-1	16	0	0	0	0	0.0
12	LW	MATT JOHNSON	12	6:36	0	0	0	0	25	0	0	0	2	0.0

#	GOALTENDER	GP	W	L	SA	GA	GAA	SV	SV%	SO	A	PIM	MIN
35	MANNY FERNANDEZ	9	3	4	253	18	1.96	235	.929	0	0	0	552
30	DWAYNE ROLOSON	11	5	6	257	25	2.59	232	.903	0	0	4	579
GOALTENDING TOTALS		18	8	10	510	43	2.27	467	.916	0	0	4	1135



2003 PLAYOFF RESULTS

2003 WESTERN CONFERENCE QUARTERFINAL

#3 COLORADO AVALANCHE VS. #6 MINNESOTA WILD

Wild win series, 4-3 (Wild 1-2 at Xcel Energy Center, 3-1 at Colorado)

DATE	OPP.	Scoring By Period					Shots By Period					Power Plays	Penalties/Minutes	Game-Winning Goal	Goalie (Saves-Shots)	Attn.	
		1	2	3	OT	F	1	2	3	OT	T						
G1	@COL	0	1	1	-	2	18	14	9	-	41	0-3	3/6		Roy (23-27)	18,007	
4/10	MIN	0	3	1	-	4	3	14	10	-	27	2-3	3/6	Walz (1)	Roloson (39-41)		
G2	@COL	2	0	1	-	3	13	10	5	-	28	1-6	7/14	Willisie	Roy (24-26)	18,007	
4/12	MIN	1	0	1	-	2	4	12	10	-	26	1-5	9/18		Roloson (25-28)		
G3	COL	1	1	1	-	3	8	5	5	-	18	1-4	8/16	Tanguay	Roy (18-18)		
4/14	@MIN	0	0	0	-	0	7	8	3	-	18	0-6	6/12		Roloson (15-18)	*19,354	
G4	COL	2	0	1	-	3	7	6	8	-	21	1-3	3/6	Sakic	Roy (24-25)		
4/16	@MIN	0	0	1	-	1	10	5	10	-	25	1-3	3/6	ROLOSON (2-4); Fernandez (16-17)		*19,350	
G5	@COL	0	2	2	-	2	8	5	15	-	28	0-6	6/12		Roy (25-28)	18,007	
4/19	MIN	1	2	0	-	3	7	14	7	-	28	1-6	6/12	Dupuis (1)	Fernandez (26-28)		
G6	COL	0	0	2	0	2	9	4	11	0	24	0-1	2/4		Roy (20-23)		
4/21	@MIN	0	2	1	3	7	8	4	4	23	0-2	1/2		Park (1)	Fernandez (22-24)	*19,350	
G7	@COL	0	1	1	0	2	12	17	10	6	45	1-3	5/10		Roy (27-30)	18,007	
4/22	MIN	0	1	1	1	3	8	6	14	2	30	2-4	4/8	Brunette (1)	Fernandez (43-45)		
TOTALS		Scoring By Period					Shots By Period					Power Plays	Penalties/Minutes	Goaltenders (Record, Saves-Shots)			
		1	2	3	OT	F	1	2	3	OT	T	(Percentage)			Roy (3-4, 161-177)		
		COL	5	3	9	0	17	75	61	63	6	205	4-27	34-68	Roloson (1-3, 81-91); Fernandez (3-0, 107-114)		
		MIN	2	6	6	2	16	46	67	58	6	177	7-29	32-64			

SERIES NOTES

The Minnesota Wild, in its first-ever playoff series, made NHL history...The club became only the eighth team in NHL history to win the first playoff series it competed in...Minnesota also became only the eighth NHL team to come back from a 3-1 deficit and win Games Five and Seven on the road...Andrew Brunette scored the series-clinching goal, beating Patrick Roy, at 3:25 of overtime in Game Seven at Pepsi Center...Manny Fernandez started and won the final three games of the series...Overall, the netminder was 3-0 and stopped 107-of-114 shots faced in four games played...Brunette (3-3=6), Marian Gaborik (4-2=6) and Sergei Zholtok (0-6=6) finished tied for the team lead in scoring with six points in seven games versus Colorado...The Wild earned a victory in the franchise's first-ever playoff game with a 4-2 win over Colorado in Game One at Pepsi Center...Filip Kuba scored the club's first playoff goal and Dwayne Roloson earned the first playoff win in net...The Avalanche rebounded to win the following three games, including two in Saint Paul, and took a commanding 3-1 series advantage...in the first playoff game at Xcel Energy Center, Minnesota fell to Colorado, 3-0...Roy posted his NHL playoff-record 23rd shutout in the win...Facing elimination on the road in Game Five, the Wild raced to a 3-0 second period lead and forced Game Six back in Minnesota with a 3-2 victory...The Wild earned its first home playoff win and first overtime playoff victory, 3-2, in Game Six at Xcel Energy Center...Richard Park scored the game-winning goal at 4:22 of the extra session...The tally was his second of the game, marking the franchise's first-ever two-goal playoff game and set the stage for Minnesota's historic Game Seven victory.

2003 WESTERN CONFERENCE SEMIFINAL

#4 VANCOUVER CANUCKS VS. #6 MINNESOTA WILD

Wild win series, 4-3 (Wild 1-2 at Xcel Energy Center, 3-1 at Vancouver)

DATE	OPP.	Scoring By Period					Shots By Period					Power Plays	Penalties/Minutes	Game-Winning Goal	Goalie (Saves-Shots)	Attn.	
		1	2	3	OT	F	1	2	3	OT	T						
G1	@VAN	0	1	2	1	4	7	16	12	4	39	1-4	3-6	Klatt	Cloutier (18-21)	18,514	
4/25	MIN	1	0	2	0	3	5	5	10	1	21	1-2	5-10		Fernandez (35-39)		
G2	@VAN	0	1	1	-	2	8	11	12	-	31	0-3	8-32		Cloutier (15-18)	18,514	
4/27	MIN	0	1	2	-	3	8	7	3	-	18	0-3	9-42	Walz (2)	Roloson (29-31)		
G3	VAN	1	2	0	-	3	3	7	3	-	13	3-6	9-21	D. Sedin	Cloutier (16-18)		
4/29	@MIN	1	1	0	-	2	5	8	5	-	18	2-7	8-19		Roloson (15-18)	*19,394	
G4	VAN	0	0	2	1	3	11	6	9	4	30	1-6	5-10	Sopel	Cloutier (25-27)		
5/2	@MIN	1	0	1	0	2	9	8	6	4	27	0-4	7-14		Fernandez (27-30)	*19,386	
G5	@VAN	1	1	0	-	2	9	6	12	-	27	0-3	8-16		CLOUTIER (15-21); Auld (4-5)	18,514	
5/5	MIN	1	5	1	-	7	9	12	5	-	26	1-5	6-12	Marshall (1)	Roloson (25-27)		
G6	VAN	0	0	1	-	1	12	7	12	-	31	1-4	8-16		Cloutier (18-23)		
5/7	@MIN	0	2	3	-	5	4	12	7	-	23	3-5	7-14	Sekeras (1)	Roloson (30-31)	*19,350	
G7	@VAN	0	2	0	-	2	12	7	7	-	26	0-0	2-4		Cloutier (12-16)	18,514	
5/8	MIN	0	1	3	-	4	6	4	6	-	16	1-2	0-0	Hendrickson (1)	Roloson (24-26)		
TOTALS		Scoring By Period					Shots By Period					Power Plays	Penalties/Minutes	Goaltenders (Record, Saves-Shots)			
		1	2	3	OT	F	1	2	3	OT	T	(Percentage)			Cloutier (3-4, 119-144); Auld (0-0, 4-5)		
		VAN	2	7	6	2	17	62	60	67	8	197	6-26 (23.1)	43-105	Cloutier (3-4, 119-144); Auld (0-0, 4-5)		
		MIN	4	10	12	0	26	46	56	42	5	149	8-28 (28.6)	42-111	Fernandez (0-2, 62-69); Roloson (4-1, 123-130)		



2003 PLAYOFF RESULTS

SERIES NOTES

For the second straight series, the Minnesota Wild overcame a 3-games-to-1 deficit, this time defeating the Vancouver Canucks in a Western Conference Semifinal series, 4-3...The Wild became the first team in NHL history to come back from a 3-1 deficit twice in the same postseason and also became only the second club ever to win two Game Sevens on the road in the same playoff year...The win also raised the team's record to 6-0 in its first six "elimination games"...Minnesota outscored the Canucks 16-5 over the final three games of the series...Marian Gaborik led all scorers with five goals and 11 points (5-6=11) in seven games...Wes Walz tied for the team lead in goals with five and finished the seven-game series with nine points (5-4=9)...Dwayne Roloson won Games Five, Six and Seven and finished the series with a 4-1 record and only seven goals allowed in 130 shots faced...Minnesota battled back from a 2-0 second period hole to earn a 4-2 win over Vancouver in Game Seven at GM Place...Darby Hendrickson scored the game-winning goal with just under six minutes to play as the Wild earned its first-ever trip to the Western Conference Final...The two teams split the first two games of the series at GM Place with the Canucks winning Game One, 4-3 in overtime, and the Wild capturing Game Two, 3-2...Vancouver seized control of the series with two road wins at Xcel Energy Center, including a 3-2 overtime victory in Game Four...Minnesota staved off elimination thanks to five second-period goals and a 7-2 road win in Game Five...The Wild scored five more goals in a 5-1 Game Six victory at Xcel Energy Center...Gaborik posted his third consecutive multi-point game (0-2=2) and Andrew Brunette scored a pair of goals to set up another historic Game Seven showdown.

2003 WESTERN CONFERENCE SEMIFINAL

#6 MINNESOTA WILD VS. #7 MIGHTY DUCKS OF ANAHEIM

Wild loses series, 4-0 (Wild 0-2 at Xcel Energy Center, 0-2 at Anaheim)

DATE	OPP.	Scoring By Period					Shots By Period					Power Plays	Penalties/Minutes	Game-Winning Goal	Goalie (Saves-Shots)	Attn.
		1	2	3	OT	F	1	2	3	OT	T					
G1	ANA	0	0	0	1	1	6	7	4	8/1	26	0-1	5/10	Sykora	Giguere (39-39)	
5/10	@MIN	0	0	0	0	0	8	11	10	7/3	39	0-5	1/2		Fernandez (25-26)	*19,350
G2	ANA	0	1	1	-	2	7	10	5	-	22	0-3	3/6	Sauer	Giguere (24-24)	
5/12	@MIN	0	0	0	-	0	9	6	9	-	24	0-3	3/6		Roloson (20-22)	*19,344
G3	@ANA	1	3	0	-	4	11	12	9	-	32	0-4	5/10	Rucchin	Giguere (35-35)	17,174
5/14	MIN	0	0	0	-	0	16	7	12	-	35	0-4	5/10	ROLOSON (13-16);	Fernandez (15-16)	
G4	@ANA	1	1	0	-	2	9	13	6	-	28	2-3	6/12	Oates	Giguere (24-25)	17,174
5/16	MIN	1	0	0	-	1	8	10	7	-	25	1-4	5/10		Fernandez (26-28)	
TOTALS		Scoring By Period					Shots By Period					Power Plays (Percentage)	Penalties/Minutes	Goaltenders (Record, Saves-Shots)		
		1	2	3	OT	F	1	2	3	OT	T					
	ANA	2	5	1	1	9	33	42	24	8/1	108	2-11 (18.2)	19-38		Giguere (4-0, 122-123)	
	MIN	1	0	0	0	1	39	34	38	7/3	123	1-16 (6.3)	14-28	Fernandez (0-2, 66-70);	Roloson (0-2, 33-38)	

SERIES NOTES

The Wild fell in four games to the Mighty Ducks of Anaheim during the club's first-ever appearance in the Western Conference Final...Ducks goaltender J.S. Giguere posted a 4-0 mark in the series, turned aside 122-of-123 shots faced and recorded a 212:43 shutout streak...Minnesota's season came to an end with a 2-1 defeat in Game Four at Arrowhead Pond of Anaheim...Andrew Brunette netted the Wild's lone goal of the series and staked the team to a 1-0 advantage in its seventh "elimination game" of the post season...The Ducks answered with a pair of goals from Adam Oates to clinch the Western Conference crown...The Wild lost its home-ice advantage in the series when it dropped Game One at Xcel Energy Center, 1-0, in double overtime...The game marked the franchise's first-ever, double-overtime Stanley Cup Playoff game...Minnesota was shutout in back-to-back games for the first time in its playoff history when it dropped Game Two to Anaheim, 2-0, in Saint Paul...Both Mighty Ducks goals were shorthanded and Giguere ran his playoff scoreless streak to 148:06 with the win...The Wild fell behind 3-0 in the series when it lost Game Three in Anaheim, 4-0.

ALL-TIME PLAYOFF OVERTIME RESULTS

Date	Opponent	Game/Series	Score	Goal Scorer	Time/OT	Series Winner
4/21/03	vs. Colorado	6/Con. Qrt	3-2	Richard Park	4:22/1OT	Minnesota (4-3)
4/22/03	@ Colorado	7/Con. Qrt	3-2	Andrew Brunette	3:25/1OT	Minnesota (4-3)
4/25/03	@ Vancouver	1/Con. Semi	3-4	Trent Klatt	3:42/1OT	Minnesota (4-3)
5/02/03	vs. Vancouver	4/Con. Semi	2-3	Brent Sopel	15:52/1OT	Minnesota (4-3)
5/10/03	vs. Anaheim	1/Con. Final	0-1	Petr Sykora	8:06/2OT	Anaheim (4-0)
4/09/08	vs. Colorado	1/Con. Qrt	2-3	Joe Sakic	11:11/OT	Colorado (4-2)
4/11/08	vs. Colorado	2/Con. Qrt	3-2	Keith Carney	1:14/OT	Colorado (4-2)
4/14/08	@ Colorado	3/Con. Qrt	3-2	Pierre-Marc Bouchard	11:58/OT	Colorado (4-2)

PLAYOFF OT RECORD: 4-4 • PLAYOFF OT HOME RECORD: 2-3 • PLAYOFF OT ROAD RECORD: 2-1



PLAYOFF RECORD BOOK

TEAM RECORDS

PLAYOFF HISTORY

CONFERENCE FINAL APPEARANCES

1 - 2003

CONFERENCE SEMIFINAL APPEARANCES

1 - 2003

PLAYOFF APPEARANCES

3 - 2003, 2007, 2008

GAMES PLAYED, TOTAL:

8

GAMES WON, TOTAL:

1

GAMES LOST, TOTAL:

7

GAMES

GAMES PLAYED, SEASON

18 - 2003

At Home:

8 - 2003

On Road:

10 - 2003

MOST GAMES PLAYED, SERIES

7 - 2003, Conference Quarterfinal vs. COL

7 - 2003, Conference Semifinal vs. VAN

FEWEST GAMES PLAYED, SERIES

4 - 2003, Conference Final vs. ANA

WINS

WINS, SEASON

8 - 2003

At Home:

2 - 2003

On Road:

6 - 2003

MOST WINS, SERIES

4 - 2003, Conference Quarterfinal vs. COL

4 - 2003, Conference Semifinal vs. VAN

FEWEST WINS, SERIES

0 - 2003, Conference Final vs. ANA

LOSSES

LOSSES, SEASON

10 - 2003

At Home:

6 - 2003

On Road:

4 - 2003

MOST LOSSES, SERIES

4 - 2003, Conference Final vs. Anaheim

2007, Conference Quarterfinal vs. Anaheim

2008, Conference Quarterfinal vs. Colorado

FEWEST LOSSES, SERIES

3 - 2003, Conference Quarterfinal vs. Colorado

3 - 2003, Conference Semifinal vs. Vancouver

OVERTIME

OVERTIME GAMES, TOTAL:

8

OVERTIME WINS, TOTAL:

4

OVERTIME LOSSES, TOTAL:

4

OVERTIME GAMES, SEASON

5 - 2003

At Home:

3 - 2003

On Road:

2 - 2003

OVERTIME GAMES, SERIES

3 - 2008, Conference Quarterfinal vs. COL

At Home:

2 - 2008, Conference Quarterfinal vs. COL

On Road:

1 - 3x, last, 2008 Conference Quarterfinal vs. COL

OVERTIME WINS, SEASON

2 - 2003

- 2008

At Home:

1 - 2003

- 2008

On Road:

1 - 2003

- 2008

OVERTIME WINS, SERIES

2 - 2003, Conference Quarterfinal vs. COL

2008, Conference Quarterfinal vs. COL

At Home:

1 - 2003, Conference Quarterfinal vs. COL

2008, Conference Quarterfinal vs. COL

On Road:

1 - 2003, Conference Quarterfinal vs. COL

2008, Conference Quarterfinal vs. COL

OVERTIME LOSSES, SEASON

3 - 2003

At Home:

2 - 2003

On Road:

1 - 2003

OVERTIME LOSSES, SERIES

2 - 2003, Conference Semifinal vs. VAN

At Home:

1 - 3x, last, 2008 Conference Final vs. COL

On Road:

1 - 2003, Conference Semifinal vs. VAN

LONGEST OVERTIME GAME

28:06 - 5/10/03, 1-0 (OT) loss vs. ANA (CF-Game 1)

At Home:

28:06 - 5/10/03, 1-0 (OT) loss vs. ANA (CF-Game 1)

On Road:

3:42 - 4/25/03, 4-3 (OT) loss at VAN (CS-Game 1)

SHORTEST OVERTIME GAME

1:14 - 4/11/08, 3-2 (OT) win vs. COL (CQ-Game 2)

At Home:

1:14 - 4/11/08, 3-2 (OT) win vs. COL (CQ-Game 2)

On Road:

3:25 - 4/22/03, 3-2 (OT) win at COL (CQ-Game 7)

MARGINS

LARGEST MARGIN OF VICTORY, GAME

5 - 5/5/03 in 7-2 victory at VAN (CS-Game 5)

At Home:

4 - 5/7/03 in 5-1 victory vs. VAN (CS-Game 6)

On Road:

5 - 5/5/03 in 7-2 victory at VAN (CS-Game 5)

LARGEST MARGIN OF DEFEAT, GAME

4 - 5/14/03 in 4-0 defeat at ANA (CF-Game 3)

4 - 15/08 in 5-1 defeat at COL (CQ-Game 4)

At Home:

3 - 4/14/03 in 3-0 defeat vs. COL (CQ-Game 3)

On Road:

4 - 5/14/03 in 4-0 defeat at ANA (CF-Game 3)

4 - 15/08 in 5-1 defeat at COL (CQ-Game 4)



PLAYOFF RECORD BOOK

STREAKS

LONGEST WINNING STREAK

3 - 5/5-5/8/03
3 - 4/19-4/22/03

At Home:

1 - 4x, last, 4/11/08

On Road:

3 - 5/5-5/8/03
3 - 4/19-4/22/03

LONGEST LOSING STREAK

4 - 5/10-5/16/03

At Home:

2 - 3x, last, 5/10-5/12/03

On Road:

3 - 4/11-4/19/07

LONGEST SHUTOUT STREAK

95:36 - 5/8-5/10/03

At Home:

88:06 - 5/10/03

On Road:

56:12 - 4/12-4/19/03

LONGEST SCORELESS STREAK

215:26 - 5/8-5/16/03

At Home:

157:29 - 5/7-5/12/03

On Road:

67:10 - 5/8-5/16/03

GOALS

MOST GOALS, SEASON

43 - 2003

At Home:

13 - 2003

On Road:

30 - 2003

MOST GOALS AGAINST, SEASON

43 - 2003

At Home:

18 - 2003

On Road:

25 - 2003

MOST GOALS, SERIES

26 - 2003, Conference Semifinal vs. VAN (7G)

At Home:

9 - 2003, Conference Semifinal vs. VAN (7G)

On Road:

17 - 2003, Conference Semifinal vs. VAN (7G)

MOST GOALS, 4-GAME SERIES:

1 - 2003, Conference Final vs. ANA

At Home:

0 - 2003, Conference Final vs. ANA

On Road:

1 - 2003, Conference Final vs. ANA

MOST GOALS, 5-GAME SERIES:

9 - 2007, Conference Quarterfinal vs. ANA

At Home:

5 - 2007, Conference Quarterfinal vs. ANA

On Road:

4 - 2007, Conference Quarterfinal vs. ANA

MOST GOALS, 6-GAME SERIES:

12 - 2008, Conference Quarterfinal vs. COL

At Home:

7 - 2008, Conference Quarterfinal vs. COL

On Road:

5 - 2008, Conference Quarterfinal vs. COL

MOST GOALS, 7-GAME SERIES

26 - 2003, Conference Semifinal vs. VAN

At Home:

9 - 2003, Conference Semifinal vs. VAN

On Road:

17 - 2003, Conference Semifinal vs. VAN

FEWEST GOALS, SERIES

1 - 2003, Conference Final vs. ANA (4G)

At Home:

0 - 2003, Conference Final vs. ANA (4G)

On Road:

1 - 2003, Conference Final vs. ANA (4G)

FEWEST GOALS, 4-GAME SERIES

1 - 2003, Conference Final vs. ANA

At Home:

0 - 2003, Conference Final vs. ANA

On Road:

1 - 2003, Conference Final vs. ANA

FEWEST GOALS, 5-GAME SERIES:

9 - 2007, Conference Quarterfinal vs. ANA

At Home:

5 - 2007, Conference Quarterfinal vs. ANA

On Road:

4 - 2007, Conference Quarterfinal vs. ANA

FEWEST GOALS, 6-GAME SERIES:

12 - 2008, Conference Quarterfinal vs. COL

At Home:

7 - 2008, Conference Quarterfinal vs. COL

On Road:

5 - 2008, Conference Quarterfinal vs. COL

FEWEST GOALS, 7-GAME SERIES

16 - 2003, Conference Quarterfinal vs. COL

At Home:

4 - 2003, Conference Quarterfinal vs. COL

On Road:

12 - 2003, Conference Quarterfinal vs. COL

MOST GOALS AGAINST, SERIES

17 - 2003, Conference Semifinal vs. VAN (7G)

- 2003, Conference Quarterfinal vs. COL (7G)

- 2008, Conference Quarterfinal vs. COL (6G)

At Home:

8 - 2003, Conference Quarterfinal vs. COL (7G)

- 2008, Conference Quarterfinal vs. COL (6G)

On Road:

10 - 2003, Conference Semifinal vs. VAN (7G)

MOST GOALS AGAINST, 4-GAME SERIES

9 - 2003, Conference Final vs. ANA

At Home:

3 - 2003, Conference Final vs. ANA

On Road:

6 - 2003, Conference Final vs. ANA

MOST GOALS AGAINST, 5-GAME SERIES

12 - 2007, Conference Quarterfinal vs. ANA

At Home:

3 - 2007, Conference Quarterfinal vs. ANA

On Road:

9 - 2007, Conference Quarterfinal vs. ANA

MOST GOALS AGAINST, 6-GAME SERIES

17 - 2008, Conference Quarterfinal vs. COL

At Home:

8 - 2008, Conference Quarterfinal vs. COL



PLAYOFF RECORD BOOK

On Road:

9 - 2008, Conference Quarterfinal vs. COL

MOST GOALS AGAINST, 7-GAME SERIES

17 - 2003, Conference Semifinal vs. VAN

- 2003, Conference Quarterfinal vs. COL

At Home:

8 - 2003, Conference Quarterfinal vs. COL

On Road:

10 - 2003, Conference Quarterfinal vs. VAN

FEWEST GOALS AGAINST, SERIES

9 - 2003, Conference Final vs. ANA (4G)

At Home:

3 - 2003, Conference Final vs. ANA (4G)

On Road:

6 - 2003, Conference Final vs. ANA (4G)

FEWEST GOALS AGAINST, 4-GAME SERIES

9 - 2003, Conference Final vs. ANA

At Home:

3 - 2003, Conference Final vs. ANA

On Road:

6 - 2003, Conference Final vs. ANA

FEWEST GOALS AGAINST, 5-GAME SERIES

12 - 2007, Conference Quarterfinal vs. ANA

At Home:

3 - 2007, Conference Quarterfinal vs. ANA

On Road:

9 - 2007, Conference Quarterfinal vs. ANA

FEWEST GOALS AGAINST, 6-GAME SERIES

17 - 2008, Conference Quarterfinal vs. COL

At Home:

8 - 2008, Conference Quarterfinal vs. COL

On Road:

9 - 2008, Conference Quarterfinal vs. COL

FEWEST GOALS AGAINST, 7-GAME SERIES

17 - 2003, Conference Semifinal vs. VAN

- 2003, Conference Quarterfinal vs. COL

At Home:

7 - 2003, Conference Semifinal vs. Vancouver

On Road:

9 - 2003, Conference Quarterfinal vs. Colorado

MOST GOALS COMBINED, SERIES

43 - 2003, Conference Semifinal (MIN-26, VAN-17)

At Home:

16 - 2003, Conference Semifinal (MIN-9, VAN-7)

On Road:

27 - 2003, Conference Semifinal (MIN-17, VAN-10)

MOST GOALS COMBINED, 4-GAME SERIES

10 - 2003, Conference Final (MIN-1, ANA-9)

At Home:

3 - 2003, Conference Final (MIN-0, ANA-3)

On Road:

7 - 2003, Conference Final (MIN-1, ANA-6)

MOST GOALS COMBINED, 5-GAME SERIES

21 - 2007, Conference Quarterfinal (MIN-9, ANA-12)

At Home:

8 - 2007, Conference Quarterfinal (MIN-5, ANA-3)

On Road:

13 - 2007, Conference Quarterfinal (MIN-4, ANA-9)

MOST GOALS COMBINED, 6-GAME SERIES

29 - 2008, Conference Quarterfinal (MIN-12, COL-17)

At Home:

15 - 2008, Conference Quarterfinal (MIN-7, COL-8)

On Road:

14 - 2008, Conference Quarterfinal (MIN-5, COL-9)

MOST GOALS COMBINED, 7-GAME SERIES

43 - 2003, Conference Semifinal (MIN-26, VAN-17)

At Home:

16 - 2003, Conference Semifinal (MIN-9, VAN-7)

On Road:

27 - 2003, Conference Semifinal (MIN-17, VAN-10)

FEWEST GOALS COMBINED, SERIES

10 - 2003, Conference Final (MIN-1, ANA-9)

At Home:

3 - 2003, Conference Final (MIN-0, ANA-3)

On Road:

7 - 2003, Conference Final (MIN-1, ANA-6)

FEWEST GOALS COMBINED, 4-GAME SERIES

10 - 2003, Conference Final (MIN-1, ANA-9)

At Home:

3 - 2003, Conference Final (MIN-0, ANA-3)

On Road:

7 - 2003, Conference Final (MIN-1, ANA-6)

FEWEST GOALS COMBINED, 5-GAME SERIES

21 - 2007, Conference Quarterfinal (MIN-9, ANA-12)

At Home:

8 - 2007, Conference Quarterfinal (MIN-5, ANA-3)

On Road:

13 - 2007, Conference Quarterfinal (MIN-4, ANA-9)

FEWEST GOALS COMBINED, 7-GAME SERIES

33 - 2003, Conference Quarterfinal (MIN-16, COL-17)

At Home:

12 - 2003, Conference Quarterfinal (MIN-4, COL-8)

On Road:

21 - 2003, Conference Quarterfinal (MIN-12, COL-9)

MOST GOALS, GAME

7 - 5/05/03 in 7-2 victory at Vancouver (CS-Game 5)

At Home:

5 - 5/07/03 in 5-1 victory vs. Vancouver (CS-Game 6)

On Road:

7 - 5/05/03 in 7-2 victory at Vancouver (CS-Game 5)

FEWEST GOALS, GAME

0 - 4x, last, 5/14/03 in 4-0 loss at ANA (CF-Game 3)

At Home:

0 - 3x, last, 5/12/03 in 2-0 loss vs. ANA (CF-Game 2)

On Road:

0 - 5/14/03 in 4-0 loss at ANA (CF-Game 3)

MOST GOALS AGAINST, GAME

5 - 4/15/08 in 5-1 loss at COL (CQ-Game 4)

At Home:

3 - 6x, last, 4/17/08 in 3-2 loss vs. COL (CQ-Game 5)

On Road:

5 - 4/15/08 in 5-1 loss at COL (CQ-Game 4)

FEWEST GOALS AGAINST, GAME

1 - 3x, last, 4/17/07 in 4-1 win vs. ANA (CQ-Game 4)

At Home:

1 - 3x, last, 4/17/07 in 4-1 win vs. ANA (CQ-Game 4)

On Road:

2 - 9x, last, 4/19/08 in 2-1 loss at COL (CQ-Game 6)

MOST GOALS COMBINED, GAME

9 - 5/05/03 in 7-2 victory at VAN (CS-Game 5)

At Home:

6 - 5/07/03 in 5-1 victory vs. VAN (CS-Game 6)

On Road:

9 - 5/05/03 in 7-2 victory at VAN (CS-Game 5)



PLAYOFF RECORD BOOK

FEWEST GOALS COMBINED, GAME

1 - 5/10/03 in 1-0 loss vs. Anaheim (CF-Game 1)

At Home:

1 - 5/10/03 in 1-0 loss vs. Anaheim (CF-Game 1)

On Road:

3 - 5/16/03 in 2-1 loss at ANA (CF-Game 4)
4/11/07 in 2-1 loss at ANA (CQ-Game 1)
4/19/08 in 2-1 loss at COL (CQ-Game 6)

MOST GOALS, PERIOD

5 - 5/05/03 in 2nd of 7-2 win at VAN (CS-Game 5)

At Home:

3 - 5/07/03 in 3rd of 5-1 win vs. VAN (CS-Game 6)
4/17/07 in 3rd of 4-1 win vs. ANA (CQ-Game 4)

On Road:

5 - 5/05/03 in 2nd of 7-2 win at VAN (CS-Game 5)

MOST GOALS AGAINST, PERIOD

3 - 5/14/03 in 2nd of 4-0 loss at ANA (CF-Game 3)
4/15/08 in 1st of 5-1 loss at COL (CQ-Game 4)

At Home:

2 - 5x, last, 4/17/08 in 3rd of 3-2 loss vs. COL (CQ-Game 5)

On Road:

3 - 5/14/03 in 2nd of 4-0 loss at ANA (CF-Game 3)
4/15/08 in 1st of 5-1 loss at COL (CQ-Game 4)

MOST GOALS COMBINED, PERIOD

6 - 5/05/03 in 2nd of 7-2 win at VAN (CS-Game 5) (MIN-5, VAN-1)

At Home:

4 - 2x, last, 5/7/03 in 3rd vs. VAN (CS-Game 6) (MIN-3, VAN-1)

On Road:

6 - 5/5/03 in 2nd of 7-2 win at VAN (CS-Game 5) (MIN-5, VAN-1)

POWER PLAY

MOST POWER-PLAY GOALS, SEASON

16 - 2003

At Home:

6 - 2003

On Road:

10 - 2003

MOST POWER-PLAY GOALS AGAINST, SEASON

12 - 2003

At Home:

7 - 2003

On Road:

5 - 2003

MOST POWER-PLAY GOALS, SERIES

8 - 2003, Conference Semifinal vs. VAN

At Home:

5 - 2003, Conference Semifinal vs. VAN

On Road:

6 - 2003, Conference Quarterfinal vs. COL

MOST POWER-PLAY GOALS AGAINST, SERIES

6 - 2003, Conference Semifinal vs. VAN
- 2008, Conference Quarterfinal vs. COL

At Home:

5 - 2003, Conference Semifinal vs. VAN

On Road:

3 - 2007, Conference Quarterfinal vs. ANA

MOST POWER-PLAY GOALS, GAME

3 - 5/7/03 in 5-1 win vs. VAN (CS-Game 6)

At Home:

3 - 5/7/03 in 5-1 win vs. VAN (CS-Game 6)

On Road:

2 - 2x, last, 4/22/03 in 3-2 win vs. COL (CQ-Game 5)

MOST POWER-PLAY GOALS AGAINST, GAME

3 - 4/29/03 in 3-2 loss vs. VAN (CS-Game 3)

At Home:

3 - 4/29/03 in 3-2 loss vs. VAN (CS-Game 3)

On Road:

2 - 3x, last, 4/15/08 in 5-1 loss at COL (CQ-Game 4)

MOST POWER-PLAY GOALS, PERIOD

2 - 2x, last, 5/7/03 in 2nd of 5-1 win vs. VAN (CS-Game 6)

At Home:

2 - 5/7/03 in 2nd of 5-1 win vs. VAN (CS-Game 6)

On Road:

2 - 4/10/03 in 2nd of 4-2 win at COL (CQ-Game 1)

MOST POWER-PLAY GOALS AGAINST, PERIOD

2 - 4/29/03 in 2nd of 3-2 loss vs. VAN (CS-Game 3)
4/18/08 in 2nd of 5-1 loss at COL (CQ-Game 4)

At Home:

2 - 4/29/03 in 2nd of 3-2 loss vs. VAN (CS-Game 3)

On Road:

2 - 4/18/08 in 2nd of 5-1 loss at COL (CQ-Game 4)

MOST POWER-PLAY CHANCES, GAME

7 - 2x, last, 4/17/07 in 4-1 win vs. ANA (CQ-Game 4)

At Home:

7 - 2x, last, 4/17/07 in 4-1 win vs. ANA (CQ-Game 4)

On Road:

6 - 2x, last, 4/13/07 in 3-2 loss at ANA (CQ-Game 2)

SHORTHANDED

MOST SHORTHANDED GOALS, SEASON

2 - 2003; 2008

At Home:

0 - 2003

On Road:

2 - 2003; 2008

MOST SHORTHANDED GOALS AGAINST, SEASON

3 - 2003

At Home:

2 - 2003

On Road:

1 - 2003; 2007; 2008

MOST SHORTHANDED GOALS, SERIES

2 - 2008, Conference Quarterfinal vs. COL

At Home:

0

On Road:

2 - 2008, Conference Quarterfinal vs. COL

MOST SHORTHANDED GOALS AGAINST, SERIES

2 - 2003, Conference Final vs. ANA

At Home:

2 - 2003, Conference Final vs. ANA

On Road:

1 - 3x, last, 2008, Conference Quarterfinal vs. COL

MOST SHORTHANDED GOALS, GAME

1 - 5x, last, 4/15/08 in 5-1 loss at COL (CQ-Game 4)

At Home:

0

On Road:

1 - 5x, last, 4/15/08 in 5-1 loss at COL (CQ-Game 4)

MOST SHORTHANDED GOALS AGAINST, GAME

2 - 5/12/03 in 2-0 loss vs. ANA (CF-Game 2)



PLAYOFF RECORD BOOK

At Home:

2 - 5/12/03 in 2-0 loss vs. ANA (CF-Game 2)

On Road:

1 - 3x, last, 4/19/08 in 2-1 loss at COL (CQ-Game 6)

MOST SHORTHANDED GOALS, PERIOD

1 - 5x, last, 4/15/08 in 3rd of 5-1 loss at COL (CQ-Game 4)

At Home:

0

On Road:

1 - 5x, last, 4/15/08 in 3rd of 5-1 loss at COL (CQ-Game 4)

MOST SHORTHANDED GOALS AGAINST, PERIOD

1 - 5x, last, 4/19/08 in 1st of 2-1 loss at COL (CQ-Game 6)

At Home:

1 - 2x, last, 5/12/03 in 3rd of 2-0 loss vs. ANA (CF-Game 2)

On Road:

1 - 3x, last, 4/19/08 in 1st of 2-1 loss at COL (CQ-Game 6)

MOST SHORTHANDED SITUATIONS, GAME

13 - 4/15/08 in 5-1 loss at COL (CQ-Game 4)

At Home:

6 - 2x, last, 5/2/03 in 3-2 (OT) loss vs. VAN (CS-Game 4)

On Road:

13 - 4/15/08 in 5-1 loss at COL (CQ-Game 4)

PENALTY MINUTES

MOST PENALTY MINUTES, SEASON

203 - 2003

At Home:

75 - 2003

On Road:

128 - 2003

MOST PENALTY MINUTES, SERIES

141 - 2008, Conference Quarterfinal vs. COL

At Home:

47 - 2003, Conference Semifinal vs. VAN

On Road:

121 - 2008, Conference Quarterfinal vs. COL

MOST PENALTY MINUTES AGAINST, SERIES

123 - 2007, Conference Quarterfinal vs. ANA

At Home:

68 - 2007, Conference Quarterfinal vs. ANA

On Road:

58 - 2003, Conference Semifinal vs. VAN

MOST PENALTY MINUTES, GAME

101 - 4/15/08 in 5-1 loss at COL (CQ-Game 4)

At Home:

20 - 4/17/07 in 4-1 win vs. ANA (CQ-Game 4)

On Road:

101 - 4/15/08 in 5-1 loss at COL (CQ-Game 4)

MOST PENALTY MINUTES AGAINST, GAME

54 - 4/17/07 in 4-1 win vs. ANA (CQ-Game 4)

At Home:

54 - 4/17/07 in 4-1 win vs. ANA (CQ-Game 4)

On Road:

43 - 4/15/08 in 5-1 loss at COL (CQ-Game 4)

MOST PENALTY MINUTES COMBINED, GAME

144 - 4/15/08 in 5-1 loss at COL (CQ-Game 4) (MIN-101, COL-43)

At Home:

74 - 4/17/07 in 4-1 win (CQ-Game 4) (MIN-20, ANA-54)

On Road:

144 - 4/15/08 in 5-1 loss at COL (CQ-Game 4) (MIN-101, COL-43)

MOST PENALTY MINUTES, PERIOD

69 - 4/15/08 in 3rd of 5-1 loss at COL (CQ-Game 4)

At Home:

14 - 4/17/07 in 3rd of 4-1 win vs. ANA (CQ-Game 4)

On Road:

69 - 4/15/08 in 3rd of 5-1 loss at COL (CQ-Game 4)

MOST PENALTY MINUTES AGAINST, PERIOD

48 - 4/17/07 in 3rd of 4-1 win vs. ANA (CQ-Game 4)

At Home:

48 - 4/17/07 in 3rd of 4-1 win vs. ANA (CQ-Game 4)

On Road:

33 - 4/15/08 in 3rd of 5-1 loss at COL (CQ-Game 4)

MOST PENALTY MINUTES, COMBINED, PERIOD

102 - 4/15/08 in 3rd of 5-1 loss at COL (CQ-Game 4) (MIN-69, COL-33)

At Home:

62 - 4/17/07 in 3rd of 4-1 win (CQ-Game 4) (MIN-14, ANA-48)

On Road:

102 - 4/15/08 in 3rd of 5-1 loss at COL (CQ-Game 4) (MIN-69, COL-33)

PENALTIES

MOST PENALTIES, GAME

25 - 4/15/08 in 3rd of 5-1 loss at COL (CQ-Game 4)

At Home:

8 - 4/29/03 in 3-2 loss vs. VAN (CS-Game 3)

On Road:

25 - 4/15/08 in 3rd of 5-1 loss at COL (CQ-Game 4)

MOST PENALTIES AGAINST, GAME

12 - 4/17/07 in 4-1 win vs. ANA (CQ-Game 4)
4/15/08 in 5-1 loss at COL (CQ-Game 4)

At Home:

12 - 4/17/07 in 4-1 win vs. ANA (CQ-Game 4)

On Road:

12 - 4/15/08 in 5-1 loss at COL (CQ-Game 4)

MOST PENALTIES COMBINED, GAME

37 - 4/15/08 in 5-1 loss at COL (CQ-Game 4) (MIN-25, COL-12)

At Home:

19 - 4/17/07 in 4-1 win (CQ-Game 4); (MIN-7, ANA-12)

On Road:

37 - 4/15/08 in 5-1 loss at COL (CQ-Game 4) (MIN-25, COL-12)

FEWEST PENALTIES, GAME

0 - 5/08/03 in 4-2 win at VAN (CS-Game 7)

At Home:

1 - 2x, last, 5/12/03 in 2-0 loss vs. ANA (CF-Game 2)

On Road:

0 - 5/8/03 in 4-2 win at VAN (CS-Game 7)

FEWEST PENALTIES AGAINST, GAME

2 - 2x, last, 5/8/03 in 4-2 win at VAN (CS-Game 7)

At Home:

2 - 4/21/03 in 3-2 (OT) win vs. COL (Game 6)

On Road:

2 - 5/8/03 in 4-2 win at VAN (Game 7)

FEWEST PENALTIES COMBINED, GAME

2 - 5/8/03 in 4-2 win (CS-Game 7); (MIN-0, VAN-2)

At Home:

3 - 4/21/03 in 3-2 win (CQ-Game 6) (MIN-1, COL-2)

On Road:

2 - 5/8/03 in 4-2 win (CS-Game 7); (MIN-0, VAN-2)



PLAYOFF RECORD BOOK

MOST PENALTIES, PERIOD:

13 - 4/15/08 in 3rd of 5-1 loss at COL (CQ-Game 4)

At Home:

5 - 5/07/03 in 3rd of 5-1 win vs. VAN (CS-Game 6)

On Road:

13 - 4/15/08 in 3rd of 5-1 loss at COL (CQ-Game 4)

MOST PENALTIES AGAINST, PERIOD

9 - 4/17/07 in 3rd of 4-1 win vs. ANA (CQ-Game 4)

At Home:

9 - 4/17/07 in 3rd of 4-1 win vs. ANA (CQ-Game 4)

On Road:

7 - 4/15/08 in 3rd of 5-1 loss at COL (CQ-Game 4)

MOST PENALTIES COMBINED, PERIOD

20 - 4/15/08 in 3rd of 5-1 loss at COL (CQ-Game 4) (MIN-13, COL-7)

At Home:

13 - 4/17/07 in 3rd of 4-1 win vs. ANA (CQ-Game 4) (MIN-4, ANA-9)

On Road:

20 - 4/15/08 in 3rd of 5-1 loss at COL (CQ-Game 4) (MIN-13, COL-7)

SHOTS ON GOAL

MOST SHOTS, GAME

40 - 4/17/07 in 4-1 win vs. ANA (CQ-Game 4)

- 4/17/08 in 3-2 loss vs. COL (CQ-Game 5)

At Home:

40 - 4/17/07 in 4-1 win vs. ANA (CQ-Game 4)

- 4/17/08 in 3-2 loss vs. COL (CQ-Game 5)

On Road:

39 - 4/14/08 in 3-2 (OT) win at COL (CQ-Game 3)

MOST SHOTS AGAINST, GAME

46 - 4/14/08 in 3-2 (OT) win at COL (CQ-Game 3)

At Home:

31 - 5/7/03 in 5-1 win vs. VAN (CS-Game 6)

On Road:

46 - 4/14/08 in 3-2 (OT) win at COL (CQ-Game 3)

MOST SHOTS COMBINED, GAME

85 - 4/14/08 in 3-2 (OT) win (CQ-Game 3)

(MIN-39, COL-46)

At Home:

69 - 4/17/07 in 4-1 win (CQ-Game 4)

(MIN-40, ANA-29)

On Road:

85 - 4/14/08 in 3-2 (OT) win (CQ-Game 3)

(MIN-39, COL-46)

FEWEST SHOTS, GAME

16 - 5/8/03 in 4-2 win at VAN (CS-Game 7)

At Home:

18 - 2x, last, 4/29/03 vs. VAN (CS-Game 3)

On Road:

16 - 5/8/03 in 4-2 win at VAN (CS-Game 7)

FEWEST SHOTS AGAINST, GAME

13 - 4/29/03 in 3-2 loss vs. VAN (CS-Game 3)

At Home:

13 - 4/29/03 in 3-2 loss vs. VAN (CS-Game 3)

On Road:

25 - 4/13/07 in 3-2 loss at ANA (CQ-Game 2)

FEWEST SHOTS COMBINED, GAME

31 - 4/29/03 in 3-2 loss (CS-Game 3); (MIN-18, VAN-13)

At Home:

31 - 4/29/03 in 3-2 loss (CS-Game 3); (MIN-18, VAN-13)

On Road:

42 - 5/8/03 in 4-2 win (CS-Game 7); (MIN-16, VAN-26)

204

MOST SHOTS, PERIOD

17 - 4/17/08 in 1st of 3-2 loss vs. COL (CQ-Game 5)

At Home:

17 - 4/17/08 in 1st of 3-2 loss vs. COL (CQ-Game 5)

On Road:

16 - 5/14/03 in 1st of 4-0 loss at ANA (CF-Game 3)

MOST SHOTS AGAINST, PERIOD

22 - 4/19/07 in 3rd of 4-1 loss at ANA (CQ-Game 5)

At Home:

12 - 2x, last, 5/7/03 in 3rd of 5-1 win vs. VAN (CS-Game 6)

On Road:

22 - 4/19/07 in 3rd of 4-1 loss at ANA (CQ-Game 5)

MOST SHOTS COMBINED, PERIOD

33 - 4/19/07 in 2nd of 4-1 loss at ANA (CQ-Game 5) (MIN-11, ANA-22)

At Home:

33 - 4/19/07 in 2nd of 4-1 loss at ANA (CQ-Game 5) (MIN-11, ANA-22)

On Road:

28 - 4/10/03 in 2nd of 4-2 win at COL (CQ-Game 1) (MIN-14, COL-14)

FEWEST SHOTS, PERIOD

3 - 3x, last, 4/27/03 in 3rd of 3-2 win at VAN (CS-Game 2)

At Home:

3 - 4/14/03 in 3rd of 3-0 loss vs. COL (CQ-Game 3)

On Road:

3 - 2x, last, 4/27/03 in 3rd of 3-2 win at VAN (CS-Game 2)

FEWEST SHOTS AGAINST, PERIOD

2 - 4/9/08 in 1st of 3-2 (OT) loss vs. COL (CQ-Game 1)

At Home:

2 - 4/9/08 in 1st of 3-2 (OT) loss vs. COL (CQ-Game 1)

On Road:

5 - 2x, last, 4/19/03 in 2nd of 3-2 win at COL (CQ-Game 5)

FEWEST SHOTS COMBINED, PERIOD

8 - 3x, last, 4/29/03 in 3rd of 3-2 loss (CS-Game 3) (MIN-5, VAN-3)

At Home:

8 - 3x, last, 4/29/03 in 3rd of 3-2 loss (CS-Game 3) (MIN-5, VAN-3)

On Road:

11 - 5/8/03 in 2nd of 4-2 win at VAN (CS-Game 7) (MIN-4, VAN-7)

MOST SHOTS, OVERTIME

12 - 4/14/08, 3-2 (OT) win at COL (CQ-Game 3)

At Home:

10 - 5/10/03, 1-0 (2OT) loss vs. ANA (CF-Game 1)

On Road:

12 - 4/14/08, 3-2 (OT) win at COL (CQ-Game 3)

SHUTOUTS

MOST SHUTOUTS, SEASON

0

MOST SHUTOUTS AGAINST, SEASON

4 - 2003

At Home:

3 - 2003

On Road:

1 - 2003

MOST SHUTOUTS, SERIES

0

MOST SHUTOUTS AGAINST, SERIES

3 - 2003, Conference Final vs. ANA



PLAYOFF RECORD BOOK

At Home:

2 - 2003, Conference Final vs. ANA

On Road:

1 - 2003, Conference Final vs. ANA

FASTEST GOALS

FASTEST GOAL TO START GAME

3:20 - Richard Park, 5/05/03 at VAN (CS-Game 5)

FASTEST GOAL TO START GAME, OPPONENT

1:02 - Chris Pronger, 4/19/07 at ANA (CQ-Game 5)

FASTEST TWO GOALS, TEAM

0:25 - Marian Gaborik & Wes Walz, 4/10/03 @ 9:28 & 9:53 of 2nd in 4-2 win at COL (CQ-Game 1)

At Home:

1:12 - Antti Laaksonen & Andrew Brunette, 5/7/03 @ 9:25 & 10:37 of 3rd of 5-1 win vs. VAN (CS-Game 6)

On Road:

0:25 - Marian Gaborik & Wes Walz, 4/10/03 @ 9:28 & 9:53 of 2nd in 4-2 win at COL (CQ-Game 1)

FASTEST TWO GOALS AGAINST, TEAM

1:01 - Mattias Ohlund & Todd Bertuzzi, 5/8/03 @ 11:29 & 12:30 of 2nd of 4-2 win at VAN (CS-Game 7)

At Home:

1:19 - Wojtek Wolski & Paul Stastny, 4/17/08 @ 5:06 & 6:25 of 3rd of 3-2 loss vs. COL (CQ-Game 5)

On Road:

1:01 - Mattias Ohlund & Todd Bertuzzi, 5/8/03 @ 11:29 & 12:30 of 2nd of 4-2 win at VAN (CS-Game 7)

FASTEST THREE GOALS, TEAM

3:40 - Darby Hendrickson, Antti Laaksonen & Andrew Brunette, 5/07/03 @ 6:57, 9:25 & 10:37 of 3rd of 5-1 win vs. VAN (CS-Game 6)

At Home:

3:40 - Darby Hendrickson, Antti Laaksonen & Andrew Brunette, 5/07/03 @ 6:57, 9:25 & 10:37 of 3rd of 5-1 win vs. VAN (CS-Game 6)

On Road:

4:20 - Filip Kuba, Marian Gaborik & Wes Walz, 4/10/03 @ 5:33, 9:28 & 9:53 in 2nd of 4-2 win at COL (CQ-Game 1)

FASTEST THREE GOALS AGAINST, TEAM

5:31 - Paul Kariya (2) & Stanislav Chistov, 5/14/03 @ 8:20, 12:16 & 13:51 of 2nd per. of 4-0 loss at ANA (CF-Game 3)

At Home:

None

On Road:

5:31 - Paul Kariya (2) & Stanislav Chistov, 5/14/03 @ 8:20, 12:16 & 13:51 of 2nd per. of 4-0 loss at ANA (CF-Game 3)

FASTEST OVERTIME GOAL SCORED BY WILD

1:14 - 4/11/08, Keith Carney, 3-2 win vs. COL (CQ-Game 2)

At Home:

1:14 - 4/11/08, Keith Carney, 3-2 win vs. COL (CQ-Game 2)

On Road:

3:25 - 4/22/03, Andrew Brunette, 3-2 win at COL (CQ-Game 7)

INDIVIDUAL RECORDS

GAMES

MOST GAMES, CAREER

29 - Marian Gaborik, 2003-08

By Defenseman

24 - Nick Schultz, 2003-08

MOST GAMES, SEASON

18 - Marian Gaborik, 2003

By Defenseman:

18 - Filip Kuba, 2003

GOALS

MOST GOALS, CAREER

12 - Marian Gaborik, 2003-08

By Defenseman

3 - Filip Kuba, 2003

MOST GOALS, SEASON

9 - Marian Gaborik, 2003

By Defenseman:

3 - Filip Kuba, 2003

MOST GOALS, SERIES

5 - Marian Gaborik, 2003 Conference Semifinal vs. VAN

5 - Wes Walz, 2003 Conference Semifinal vs. VAN

By Defenseman:

2 - Filip Kuba, 2003 Conference Quarterfinal vs. COL

MOST GOALS BY OPPONENT, SERIES

6 - Joe Sakic, 2003 Conference Quarterfinal vs. COL

MOST GOALS, GAME

2 - 6x, last, Pascal Dupuis, 5/8/03 at VAN (CS-Game 7)

By Defenseman:

1 - 7x, last, Keith Carney, 4/11/08 vs. COL (CQ-Game 2)

MOST GOALS BY OPPONENT, GAME

2 - 4x, last, Francois Beauchemin, 4/13/07 at ANA (CQ-Game 2)

MOST GOALS, PERIOD

2 - 2x, last, Cliff Ronning, 5/5/03 in 2nd of 7-2 win at VAN (CS-Game 5)

MOST GOALS AGAINST, PERIOD

2 - 2x, last, Paul Kariya, 5/14/03 in 2nd of 4-0 loss at ANA (CF-Game 3)

ASSISTS

MOST ASSISTS, CAREER

11 - Sergei Zholtok, 2003

By Defenseman:

5 - Filip Kuba; 2003

MOST ASSISTS, SEASON

11 - Sergei Zholtok, 2003

By Defenseman:

5 - Filip Kuba; 2003

MOST ASSISTS, SERIES

6 - Marian Gaborik, 2003 Conference Semifinal vs. VAN

6 - Sergei Zholtok, 2003 Conference Quarterfinal vs. COL

By Defenseman

3 - Filip Kuba, 2003 Conference Semifinal vs. VAN

MOST ASSISTS BY OPPONENT, SERIES

6 - Markus Naslund, 2003 Conference Semifinal vs. VAN

6 - Peter Forsberg, 2003 Conference Quarterfinal vs. COL

MOST ASSISTS, GAME

3 - Cliff Ronning, 5/07/03 vs. VAN (CS-Game 6)

By Defenseman:

2 - Filip Kuba, 4/22/03 at COL (CQ-Game 7)

MOST ASSISTS BY OPPONENT, GAME

2 - 11x, last, Peter Forsberg & Milan Hejduk, 4/17/08 vs. COL (CQ-Game 5)

MOST ASSISTS, PERIOD

3 - Cliff Ronning, 5/07/03 in 3rd of 5-1 win vs. VAN (CS-Game 5)

MOST ASSISTS AGAINST, PERIOD

2 - 2x, last, Adam Oates & Petr Sykora, 5/14/03 in 2nd of 4-0 loss at ANA (CF-Game 3)



PLAYOFF RECORD BOOK

POINTS

MOST POINTS, CAREER

22 - Marian Gaborik (12g-10a), 2003-08

By Defenseman:

8 - Filip Kuba (3g-5a), 2003

MOST POINTS, SEASON

17 - Marian Gaborik (9g-8a), 2003

By Defenseman:

8 - Filip Kuba (3g-5a), 2003

By Rookie:

1 - Pierre-Marc Bouchard (1a), 2003
- James Sheppard (1a), 2008

MOST POINTS, SERIES

11 - Marian Gaborik (5g-6a), 2003 Conference Semifinal vs. VAN

By Defenseman:

4 - 2x, last, Filip Kuba (1g-3a), 2003 Conference Semifinal vs. VAN

MOST POINTS BY OPPONENT, SERIES

9 - Joe Sakic (6g-3a), 2003 Conf. Quarterfinal vs. COL

MOST POINTS, GAME

3 - 4x, last, Cliff Ronning (0g-3a), 5/7/03 vs. VAN (CS-Game 6)

By Defenseman:

2 - Filip Kuba (0g-2a), 4/22/03 at COL (CQ-Game 7)

MOST POINTS BY OPPONENT, GAME

3 - Joe Sakic (2g-1a), 5/16/03 vs. COL (CQ-Game 4)

MOST POINTS, PERIOD

3 - Cliff Ronning (0g-3a), 5/7/03 in 3rd of 5-1 win vs. VAN (CS-Game 6)

MOST POINTS AGAINST, PERIOD

2 - 8x, last, Ryan Getzlaf (1g-1a), 4/13/07 in 2nd of 3-2 loss at ANA (CQ-Game 2)

STREAKS

LONGEST GOAL-SCORING STREAK

4 - Marian Gaborik (5g); 4/27-5/05/03
- Mikko Koivu (4g); 4/9-4/15/08

LONGEST POINT-SCORING STREAK

8 - Marian Gaborik (7g-8a=15pts); 4/21-5/07/03

LONGEST ASSIST STREAK

3 - Sergei Zholtok (4a); 5/05-5/08/03
- Wes Walz (5a); 5/02-5/07/03
- Filip Kuba (4a); 4/22-4/27/03
- Brian Rolston (3a); 4/14-4/18/08

MOST CONSECUTIVE WINS BY GOALTENDER

3 - Dwayne Roloson, 5/05-5/08/03
- Manny Fernandez, 4/19-4/22/03

MOST CONSECUTIVE LOSSES BY GOALTENDER

3 - Dwayne Roloson, 4/12-4/16/03
- Niklas Backstrom, 4/11-4/15/07
- Niklas Backstrom, 4/15-4/19/08

LONGEST SHUTOUT STREAK BY GOALTENDER

88:06 - Manny Fernandez, 5/10/03

PENALTY MINUTES

MOST PENALTY MINUTES, CAREER

44 - Derek Boogaard

MOST PENALTY MINUTES, SEASON

27 - Stephane Veilleux, 2008

MOST PENALTY MINUTES, SERIES

27 - Stephane Veilleux, 2008 Conf. Qtr. vs. COL

MOST PENALTY MINUTES BY OPPONENT, SERIES

24 - Todd Bertuzzi, 2003 Conference Semifinal vs. VAN

MOST PENALTY MINUTES, GAME

25 - Stephane Veilleux, 4/15/08 at COL (CQ-Game 4)

By Goaltender:

2 - 3x, last, Niklas Backstrom, 4/15/07 vs. ANA (CQ-Game 3)

MOST PENALTY MINUTES BY OPPONENT, GAME

20 - Brad May, 4/17/07 vs. ANA (CQ-Game 3)

MOST PENALTY MINUTES, PERIOD

19 - Stephane Veilleux, 4/15/08 in 3rd of 5-1 loss at COL (CQ-Game 4)

MOST PENALTY MINUTES, PERIOD, OPPONENT

20 - Brad May, 4/17/07 in 3rd of 4-1 win vs. ANA (CQ-Game 3)

POWER-PLAY GOALS

MOST POWER-PLAY GOALS, CAREER

5 - Marian Gaborik, 2003-08

MOST POWER-PLAY GOALS, SEASON

4 - Marian Gaborik & Andrew Brunette, 2003

MOST POWER-PLAY GOALS, SERIES

3 - Marian Gaborik, 2003 Conference Quarterfinal vs. COL

MOST POWER-PLAY GOALS AGAINST, SERIES

3 - 3x, last, Adam Oates, 2003 Conference Final vs. ANA

MOST POWER PLAY GOALS, GAME

2 - Andrew Brunette, 5/07/03 vs. VAN (CS-Game 6)

MOST POWER PLAY GOALS AGAINST, GAME

2 - 2x, last, Francois Beauchemin, 4/13/07 at ANA (CQ-Game 2)

MOST POWER PLAY GOALS, PERIOD

1 - 21x, last, Pierre-Marc Bouchard, 4/17/08 in 1st of 3-2 loss vs. COL (CQ-Game 5)

MOST POWER PLAY GOALS AGAINST, PERIOD

1 - 23x, last, Wojtek Wolski, 4/17/08 in 3rd of 3-2 loss vs. COL (CQ-Game 5)

SHORT-HANDED GOALS

MOST SHORTHANDED GOALS, CAREER

2 - Wes Walz, 2003-07

MOST SHORTHANDED GOALS, SEASON

2 - Wes Walz, 2003

MOST SHORTHANDED GOALS, SERIES

1 - 5x, last, Mikko Koivu, 2008 Conf. Qtr. vs. COL

MOST SHORTHANDED GOALS BY OPPONENT, SERIES

1 - 5x, last, Ben Guite, 2008 Conf. Qtr. vs. COL

MOST SHORTHANDED GOALS, GAME

1 - 5x, last, Mikko Koivu, 4/15/08 in 5-1 loss at COL (CQ-Game 4)

MOST SHORTHANDED GOALS BY OPPONENT, GAME

1 - 5x, last, Ben Guite, 4/19/08 in 2-1 loss at COL (CQ-Game 6)

MOST SHORT-HANDED GOALS, PERIOD

1 - 5x, last, Mikko Koivu, 4/15/08 in 3rd of 5-1 loss at COL (CQ-Game 4)

MOST SHORT-HANDED GOALS BY OPPONENT, PERIOD

1 - 5x, last, Ben Guite, 4/19/08 in 1st of 2-1 loss at COL (CQ-Game 6)

GAME-WINNING GOALS

MOST GAME-WINNING GOALS, CAREER

2 - Wes Walz

MOST GAME-WINNING GOALS, SEASON

2 - Wes Walz, 2003

MOST GAME-WINNING GOALS, SERIES

1 - 11x, last, Pierre-Marc Bouchard, 2008 Conf. Qtr. vs. COL

OVERTIME GOALS

MOST OVERTIME GOALS, CAREER

1 - Richard Park, Andrew Brunette, Keith Carney, Pierre-Marc Bouchard

MOST OVERTIME GOALS, SEASON

1 - Richard Park & Andrew Brunette, 2003
- Keith Carney & Pierre-Marc Bouchard, 2008

MOST OVERTIME GOALS, SERIES

1 - 4x, last, Keith Carney & Pierre-Marc Bouchard, 2008 Conference Quarterfinal vs. COL

SHOTS ON GOAL

MOST SHOTS ON GOAL, CAREER

95 - Marian Gaborik, 2003-08

By Defenseman:

30 - Andrei Zyuzin

MOST SHOTS ON GOAL, SEASON

52 - Marian Gaborik, 2003

By Defenseman:

30 - Andrei Zyuzin, 2003

MOST SHOTS ON GOAL, GAME

9 - Marian Gaborik, 4/14/08 at COL (CQ-Game 3)

By Defenseman:

5 - 3x, last, Brent Burns, 4/14/08 at COL (CQ-Game 3)

MOST SHOTS ON GOAL BY OPPONENT, GAME

8 - 3x, last, Joe Sakic, 4/14/08 at COL (CQ-Game 3)

GAMES PLAYED, GOALTENDER

MOST GAMES PLAYED BY GOALTENDER, CAREER

11 - Dwayne Roloson, 2003
- Niklas Backstrom 2007-08

MOST GAMES PLAYED BY GOALTENDER, SEASON

11 - Dwayne Roloson, 2003

MOST GAMES PLAYED BY GOALTENDER, SERIES

6 - Niklas Backstrom, 2008 Conf. Qtr. vs. COL

MINUTES PLAYED

MOST MINUTES PLAYED BY GOALTENDER, CAREER

658 - Niklas Backstrom 2007-08

MOST MINUTES PLAYED BY GOALTENDER, SEASON

579 - Dwayne Roloson, 2003

MOST MINUTES PLAYED BY GOALTENDER, SERIES

361 - Niklas Backstrom, 2008 Conf. Qtr. vs. COL

MOST MINUTES PLAYED BY GOALTENDER, GAME

88:06 - Manny Fernandez, 5/10/03 vs. ANA (CF-Game 1)

WINS / LOSSES

MOST WINS BY GOALTENDER, CAREER

5 - Dwayne Roloson, 2003

MOST LOSSES BY GOALTENDER, CAREER

8 - Niklas Backstrom, 2007-08

MOST WINS BY GOALTENDER, SEASON

5 - Dwayne Roloson, 2003

MOST LOSSES BY GOALTENDER, SEASON

6 - Dwayne Roloson, 2003

MOST WINS BY GOALTENDER, SERIES

4 - Dwayne Roloson, 2003 Conference Semifinal vs. VAN

MOST LOSSES BY GOALTENDER, SERIES

4 - Niklas Backstrom, 2007 Conf. Qtr. vs. ANA
- Niklas Backstrom, 2008 Conf. Qtr. vs. COL

SAVES

MOST SAVES, CAREER

287 - Niklas Backstrom, 2007-08

MOST SAVES, SEASON

235 - Manny Fernandez, 2003

MOST SAVES, SERIES

153 - Niklas Backstrom, 2008 Conf. Qtr. vs. COL

MOST SAVES AGAINST, SERIES

188 - Jose Theodore, 208 Conf. Qtr. vs. COL

MOST SAVES, GAME

44 - Niklas Backstrom, 4/14/08 at COL (CQ-Game 3)

MOST SAVES, GAME (REGULATION)

43 - Manny Fernandez, 4/22/03 at COL (CQ-Game 7)

MOST SAVES AGAINST, GAME

39 - J.S. Giguere, 5/10/03 vs. ANA (CF-Game 1)

MOST SAVES AGAINST, GAME (REGULATION)

35 - J.S. Giguere, 5/14/03 vs. ANA (CF-Game 3)

MOST SAVES, PERIOD

21 - Niklas Backstrom, 4/19/07 in 2nd of 4-1 loss at ANA (CQ-Game 5)

MOST SAVES AGAINST, PERIOD

16 - J.S. Giguere, 5/14/03 in 1st of 4-0 loss at ANA (CF-Game 3)
- Jose Theodore, 4/17/08 in 1st of 3-2 loss vs. COL (CQ-Game 5)

GOALS ALLOWED

MOST GOALS ALLOWED BY GOALTENDER, CAREER

28 - Niklas Backstrom 2007-08

MOST GOALS ALLOWED BY GOALTENDER, SEASON

25 - Dwayne Roloson, 2003

MOST GOALS ALLOWED BY GOALTENDER, SERIES

17 - Niklas Backstrom, 2008 Conf. Qtr. vs. COL

FEWEST GOALS ALLOWED BY GOALTENDER, SERIES

4 - Manny Fernandez, 2003 Conference Final vs. ANA

MOST GOALS ALLOWED, GAME

5 - Niklas Backstrom, 4/15/08 at COL in 5-1 loss at COL (CQ-Game 4)

MOST GOALS ALLOWED, PERIOD

3 - Niklas Backstrom, 4/15/08 at COL in 1st of 5-1 loss at COL (CQ-Game 4)

GOALS AGAINST AVERAGE

LOWEST GOALS-AGAINST-AVERAGE, CAREER

1.96 - Manny Fernandez, 2003

LOWEST GOALS-AGAINST-AVERAGE, SEASON

1.96 - Manny Fernandez, 2003

LOWEST GOALS-AGAINST-AVERAGE, SERIES

1.37 - Manny Fernandez, 2003 Conference Final vs. ANA

SAVE PERCENTAGE

HIGHEST SAVE PERCENTAGE, CAREER

.929 - Manny Fernandez, 2003

HIGHEST SAVE PERCENTAGE, SEASON

.929 - Manny Fernandez, 2003

HIGHEST SAVE PERCENTAGE, SERIES

.943 - Manny Fernandez, 2003 Conference Final vs. ANA

SHUTOUTS

MOST SHUTOUTS, CAREER

0

MOST SHUTOUTS, SEASON

0

MOST SHUTOUTS, SERIES

0



ALL-TIME PLAYOFF SCORING

PLAYER	GP	G	A	PTS	+/-	PIM	PPG	SHG	GWG	SOG	SH%
Marian Gaborik	29	12	10	22	2	18	5	1	1	95	12.6
Wes Walz	23	7	7	14	6	18	0	2	2	38	18.4
Andrew Brunette	18	7	6	13	-3	4	4	0	1	33	21.2
Sergei Zholtok	18	2	11	13	-7	0	1	0	0	34	5.9
Cliff Ronning	17	2	7	9	-3	4	1	0	0	37	5.4
Pascal Dupuis	16	4	4	8	0	8	2	0	1	36	11.1
Filip Kuba	18	3	5	8	-8	24	3	0	0	21	14.3
Brian Rolston	11	3	5	8	2	12	0	1	0	54	5.6
Pierre-Marc Bouchard	16	3	4	7	-3	4	1	0	1	28	10.7
Pavol Demitra	11	2	5	7	-1	2	1	0	0	24	8.3
Mikko Koivu	11	5	1	6	-1	8	0	1	0	28	17.9
Richard Park	18	3	3	6	-2	4	0	0	1	26	11.5
Darby Hendrickson	17	2	3	5	1	4	0	0	1	22	9.1
Jeremy Stevenson	14	0	5	5	0	12	0	0	0	17	0.0
Antti Laaksonen	16	1	3	4	-3	4	0	0	0	25	4.0
Willie Mitchell	18	1	3	4	5	14	0	0	0	18	5.6
Brent Burns	11	0	3	3	1	20	0	0	0	29	0.0
Petteri Nummelin	7	1	2	3	0	0	1	0	0	15	6.7
Keith Carney	11	1	1	2	3	4	0	0	1	3	33.3
Jim Dowd	15	0	2	2	-1	0	0	0	0	24	0.0
Todd Fedoruk	6	1	1	2	-2	16	1	0	0	5	20.0
Kurtis Foster	3	0	2	2	0	0	0	0	0	5	0.0
Jason Marshall	15	1	1	2	-1	16	0	0	1	12	8.3
Nick Schultz	24	0	2	2	2	10	0	0	0	9	0.0
Lubomir Sekeras	15	1	1	2	-2	6	1	0	1	13	7.7
Derek Boogaard	10	0	1	1	-1	44	0	0	0	1	0.0
Kim Johnsson	10	0	1	1	-2	20	0	0	0	16	0.0
Mark Parrish	6	1	0	1	2	0	0	0	0	14	7.1
James Sheppard	6	0	1	1	-1	4	0	0	0	4	0.0
Aaron Voros	5	1	0	1	-1	16	0	0	0	10	10.0
Andrei Zyuzin	18	0	1	1	-3	14	0	0	0	30	0.0
Eric Belanger	6	0	0	0	-1	4	0	0	0	9	0.0
Brad Bombardir	4	0	0	0	-1	0	0	0	0	1	0.0
Brad Brown	11	0	0	0	-1	16	0	0	0	0	0.0
Matt Foy	1	0	0	0	0	0	0	0	0	0	0.0
Adam Hall	3	0	0	0	0	7	0	0	0	2	0.0
Sean Hill	5	0	0	0	-2	4	0	0	0	1	0.0
Matt Johnson	12	0	0	0	0	25	0	0	0	2	0.0
Bill Muckalt	5	0	0	0	-3	0	0	0	0	4	0.0
Benoit Pouliot	1	0	0	0	1	0	0	0	0	2	0.0
Branko Radivojevic	7	0	0	0	-1	2	0	0	0	11	0.0
Erik Reitz	2	0	0	0	-1	0	0	0	0	0	0.0
Chris Simon	2	0	0	0	-1	0	0	0	0	0	0.0
Martin Skoula	11	0	0	0	1	4	0	0	0	8	0.0
Wyatt Smith	4	0	0	0	0	0	0	0	0	2	0.0
Stephane Veilleux	11	0	0	0	-2	31	0	0	0	19	0.0
Todd White	4	0	0	0	-1	0	0	0	0	6	0.0

GOALTENDER	GP	W	L	SA	GA	GAA	SV	SV%	SO	MIN
Niklas Backstrom	11	3	8	315	28	2.55	287	.911	0	658
Dwayne Roloson	11	5	6	257	25	2.60	232	.903	0	578
Manny Fernandez	9	3	4	253	18	1.96	235	.929	0	552
Josh Harding	1	0	0	11	0	0.00	11	1.000	0	20



ALL-TIME PLAYOFF LEADERS

GAMES

1. Marian Gaborik	29
2. Nick Schultz	24
3. Wes Walz	23
4. Andrew Brunette	18
Filip Kuba	18
Willie Mitchell	18
Richard Park	18
Sergei Zholtok	18
Andrei Zyuzin	18
10. Two Players Tied	17

GOALS

1. Marian Gaborik	12
2. Wes Walz	7
Andrew Brunette	7
4. Mikko Koivu	5
5. Pascal Dupuis	4
6. Filip Kuba	3
Pierre-Marc Bouchard	3
Brian Rolston	3
Richard Park	3
10. Four Players Tied	2

ASSISTS

1. Sergei Zholtok	11
2. Marian Gaborik	10
3. Cliff Ronning	7
Wes Walz	7
4. Andrew Brunette	6
6. Pavol Demitra	5
Filip Kuba	5
Brian Rolston	5
Jeremy Stevenson	5
10. P. Dupuis	4
P. Bouchard	4

POINTS

1. Marian Gaborik	22
2. Wes Walz	14
3. Andrew Brunette	13
Sergei Zholtok	13
5. Cliff Ronning	9
6. Pascal Dupuis	8
Filip Kuba	8
Brian Rolston	8
9. Pierre-Marc Bouchard	7
Pavol Demitra	7

PLUS/MINUS

1. Wes Walz	+6
2. Willie Mitchell	+5
3. Keith Carney	+3
4. Marian Gaborik	+2
Mark Parrish	+2
Brian Rolston	+2
Nick Schultz	+2
8. Four Players Tied	+1

PENALTY MINUTES

1. Derek Boogaard	44
2. Stephane Veilleux	31
3. Matt Johnson	25
4. Filip Kuba	24
5. Brent Burns	20
Kim Johnsson	20
7. Marian Gaborik	18
Wes Walz	18
9. Four Players Tied	16

POWER-PLAY GOALS

1. Marian Gaborik	5
2. Andrew Brunette	4
3. Filip Kuba	3
4. Pascal Dupuis	2
5. Seven Players Tied	1

SHORT-HANDED GOALS

1. Wes Walz	2
2. Marian Gaborik	1
Brian Rolston	1
Mikko Koivu	1

GAME-WINNING GOALS

1. Wes Walz	2
2. Pierre-Marc Bouchard	1
Andrew Brunette	1
Keith Carney	1
Pascal Dupuis	1
Marian Gaborik	1
Darby Hendrickson	1
Jason Marshall	1
Richard Park	1
Lubomir Sekeras	1

OVERTIME GOALS

1. Pierre-Marc Bouchard	1
Andrew Brunette	1
Keith Carney	1
Richard Park	1

SHOTS ON GOAL

1. Marian Gaborik	95
2. Brian Rolston	54
3. Wes Walz	38
4. Cliff Ronning	37
5. Pascal Dupuis	36
6. Sergei Zholtok	34
7. Andrew Brunette	33
8. Andrei Zyuzin	30
9. Brent Burns	29
10. P. Bouchard	28
M. Koivu	28

GAMES PLAYED (GOALTENDERS)

1. Dwayne Roloson	11
Niklas Backstrom	11
3. Manny Fernandez	9
4. Josh Harding	1

GAMES STARTED (GOALTENDERS)

1. Dwayne Roloson	11
Niklas Backstrom	11
3. Manny Fernandez	7

GOALS AGAINST AVERAGE

1. Josh Harding	0.00
2. Manny Fernandez	1.96
3. Niklas Backstrom	2.55
4. Dwayne Roloson	2.60

WINS

1. Dwayne Roloson	5
2. Niklas Backstrom	3
Manny Fernandez	3

LOSSES

1. Niklas Backstrom	8
2. Dwayne Roloson	6
3. Manny Fernandez	4

SAVES

1. Niklas Backstrom	287
2. Manny Fernandez	235
3. Dwayne Roloson	232
4. Josh Harding	11

SHOTS FACED

1. Niklas Backstrom	315
2. Dwayne Roloson	257
3. Manny Fernandez	253
4. Josh Harding	11

SAVE PERCENTAGE

1. Josh Harding	1.000
2. Manny Fernandez	.929
3. Niklas Backstrom	.911
4. Dwayne Roloson	.903

MINUTES PLAYED

1. Niklas Backstrom	658
2. Dwayne Roloson	578
3. Manny Fernandez	552
4. Josh Harding	20



PLAYOFF FIRSTS

FIRST GAME

Home: vs. COL, 4/14/03
Road: at COL, 4/10/03

FIRST WIN

Home: vs. COL (3-2 OT), 04/21/03
Road: at COL (4-2), 4/10/03

FIRST OT WIN

Home: vs. COL (3-2 OT), 4/21/03
Road: at COL (3-2 OT), 4/22/03

FIRST OT LOSS

Home: vs. VAN (3-2 OT), 5/2/03
Road: at VAN (4-3 OT), 4/25/03

FIRST LOSS

Home: vs. COL (3-0), 4/14/03
Road: at COL (3-2), 4/12/03

FIRST SHUTOUT FOR

Home: None
Road: None

FIRST SHUTOUT AGAINST

Home: vs. COL (3-0, Roy), 4/14/03
Road: at ANA (4-0, Giguere), 5/14/03

FIRST GOAL

Home: Marian Gaborik, 17:20 of 3rd per., vs. COL (3-1 loss), 4/16/03
Road: Filip Kuba, 5:33 of 2nd per., at COL (4-2 win), 4/10/03

FIRST ASSISTS

Home: Cliff Ronning, Sergei Zholtok, 17:20 of 3rd per., vs. COL (3-1 loss), 4/16/03
Road: Andrew Brunette, Sergei Zholtok, 5:33 of 2nd per., at COL (4-2 win), 4/10/03

FIRST GAME-WINNING GOAL

Home: Richard Park, 4:22 of OT, vs. COL (3-2 OT win), 4/21/03
Road: Wes Walz, 9:53 of 2nd, at COL (4-2 win), 4/10/03

FIRST OT GOAL

Home: Richard Park, 4:22 of OT, vs. COL (3-2 OT win), 4/21/03
Road - Andrew Brunette, 3:25 of OT, at Colorado (3-2 OT win), 4/22/03

FIRST POWER-PLAY GOAL

Home - Marian Gaborik, 17:20 of 3rd per., vs. COL (3-1 loss), 4/16/03
Road - Filip Kuba, 5:33 of 2nd per., at COL (4-2 win), 4/10/03

FIRST SHORT-HANDED GOAL

Home - None
Road - Wes Walz, 8:09 of 1st, at COL (3-2 loss), 4/12/03

FIRST EMPTY NET GOAL

Home - None
Road - None

FIRST PENALTY SHOT

Home - None
Road - None

FIRST PENALTY SHOT AGAINST

Home - Ryan Smyth, missed, 17:33 of 3rd vs. COL (3-2 OT loss), 4/9/08
Road - None

FIRST PENALTY

Home - Jason Marshall (cross check), 7:32 of 1st vs. COL (3-0 loss), 4/14/03
Road - Andrew Brunette (hooking), 2:54 of 2nd, at COL (4-2 win), 4/10/03

FIRST MINOR PENALTY

Home - Jason Marshall (cross check), 7:32 of 1st, vs. COL (3-0 loss), 4/14/03
Road - Andrew Brunette (hooking), 2:54 of 2nd, at COL (4-2 win), 4/10/03

FIRST MAJOR PENALTY

Home - Matt Johnson (fighting), 0:07 of 1st, vs. VAN(3-2 loss), 4/29/03
Road - Brent Burns (fighting), 11:38 of 1st, vs. ANA (3-2 loss), 4/13/07

FIRST MISCONDUCT PENALTY

Home - None
Road - Willie Mitchell, Brad Brown & Matt Johnson, 20:00 of 3rd per., at Vancouver (3-2 win), 4/27/03

FIRST PP ATTEMPT

Home - 10:02 of 1st, vs. COL, 4/14/03
Road - 4:38 of 2nd, at COL, 4/10/03

FIRST PENALTY KILL

Home - 13:42 of 1st, vs. COL, 4/14/03
Road - 2:54 of 2nd, at COL, 4/10/03

FIRST TWO-GOAL GAME

Home - Richard Park, vs. COL, 4/21/03
Road - Wes Walz, at VAN, 4/25/03

FIRST HAT TRICK

Home - None
Road - None

FIRST TWO-ASSIST GAME

Home - Marian Gaborik (2a), vs. COL (3-2 OT win), 4/21/03
Road - Darby Hendrickson (2a), at COL (3-2 loss), 4/12/03

FIRST THREE-ASSIST GAME

Home - Cliff Ronning (3a), vs. VAN (5-1 win), 5/7/03
Road - None

FIRST TWO-POINT GAME

Home - Marian Gaborik (1g-2a); Richard Park (2g-0a), vs. COL, 4/21/03
Road - Andrew Brunette (1g-1a), at COL (4-2 win), 4/10/03

FIRST THREE-POINT GAME

Home - Marian Gaborik (1g-2a), vs. COL, 4/21/03
Road - Andrew Brunette (1g-2a), at COL, 4/22/03

FIRST FOUR-POINT GAME

Home - None
Road - None

GOALTENDER FIRSTS

FIRST WIN

Home: Manny Fernandez, vs. COL (3-2 OT win), 4/21/03
Road: Dwayne Roloson, at COL (4-2 win), 4/10/03

FIRST LOSS

Home - Dwayne Roloson, vs. COL (3-0 loss), 4/14/03
Road - Dwayne Roloson, at COL (3-2 loss), 4/12/03

FIRST SHUTOUT

Home - None
Road - None

FIRST PENALTY SHOT FACED

Home - Niklas Backstrom, vs. Ryan Smyth (COL); miss (3-2 OT loss), 4/9/08
Road - None

FIRST POINT

Home - None
Road - Niklas Backstrom, at ANA, 4/19/07

FIRST PENALTY

Home - Dwayne Roloson (tripping), 8:35 of 1st, vs. ANA (2-0 loss), 5/12/03
Road - Dwayne Roloson (roughing), 20:00 of 2nd, at VAN (7-2 win), 5/5/03

2011



2012

THE NHL



EVERY PLAYER
EVERY SHIFT
EVERY FAN



NHL DIRECTORY



GARY BETTMAN



TM



WILLIAM DALY

NHL NEW YORK,

1185 Avenue of the Americas
New York, NY 10036
Phone: 212.789.2000
Fax: 212.789.2020
Fax: 212.789.2070

NHL MONTREAL

1800 McGill College Avenue,
Suite 2600
Montreal, Quebec H3A 3J6
Phone: 514.841.9220
Fax: 514.841.1070

NHL TORONTO

50 Bay Street, 11th Floor
Toronto, Ontario M5J 2X8
Phone: 416.359.7900
Fax: 416.981.2769

2011-2012 NATIONAL LEAGUE HOCKEY DIRECTORY

EXECUTIVE

Commissioner.....Gary B. Bettman
Deputy Commissioner.....William Daly
Chief Operating Officer.....John Collins
Senior Executive Vice President of Hockey Operations.....Colin Campbell

COMMUNICATIONS

Senior Vice President, Public Relations & Media (Toronto).....Gary Meagher
Senior Vice President, Public Affairs
& Executive Director, NHL Foundation.....Bernadette Mansur
Group Vice President, Media Relations.....Frank Brown
Vice President, Player Development & Event Communications.....Jamey Horan
Statistician and Information Officer (Toronto).....Benny Ercolani
Senior Director, Media Relations.....John Dellapina
Senior Director, Social Media Marketing & Strategy
and Business Communications.....Michael DiLorenzo
Senior Director, News Services.....Greg Inglis
Director, Entertainment Publicity.....Nirva Milord
Director, Public Relations (Toronto).....Julie Young
Senior Manager, Player Development & Event Communications.....Schuyler Baehman
Senior Manager, Public Relations (Toronto).....David Keon
Senior Manager, Corporate Communications.....Kerry McGovern
Senior Manager, Public Relations (Toronto).....Jennifer Raimondi
Manager, Social Media & Business Development.....Molly Gort
Coordinator, Player Development & Event Communications.....Nicole Buckley
Coordinator, Public Affairs.....Paul LaCaruba
Coordinator, Business Communications.....Erica Yakobzon
Assistant, Public Affairs.....Chelsea Isaacson
Assistant, Player Development & Event Communications.....Kirstin Mende



ALL-TIME RECORD VS. OPPONENTS

OPP	OVERALL							HOME							AWAY						
	GP	W	L	OT	GF	GA	PTS	GP	W	L	OT	GF	GA	PTS	GP	W	L	OT	GF	GA	PTS
ANA	40	21	15	4	98	92	46	20	13	4	3	52	38	29	20	8	11	1	46	54	17
BOS	11	9	1	1	33	15	19	5	3	1	1	14	9	7	6	6	0	0	19	6	12
BUF	11	5	4	2	27	27	12	6	1	3	2	11	17	4	5	4	1	0	16	10	8
CAR	13	4	5	4	30	35	12	8	4	2	2	23	24	10	5	0	3	2	7	11	2
CGY	63	24	28	11	140	139	59	32	16	9	7	77	63	39	31	8	19	4	63	76	20
CHI	40	24	15	1	110	98	49	20	13	7	0	56	53	26	20	11	8	1	54	45	23
CBJ	39	19	14	6	97	94	44	20	14	4	2	58	42	30	19	5	10	4	39	52	14
COL	63	29	26	8	159	175	66	31	17	10	4	84	87	38	32	12	16	4	75	88	28
DAL	40	13	20	7	95	121	33	20	10	8	2	51	45	22	20	3	12	5	44	76	11
DET	40	10	22	8	92	133	28	20	5	8	7	47	55	17	20	5	14	1	45	78	11
EDM	63	34	20	9	167	137	77	31	20	9	2	90	62	42	32	14	11	7	77	75	35
FLA	11	7	2	2	34	17	16	5	3	0	2	16	5	8	6	4	2	0	18	12	8
LA	40	17	13	10	90	94	44	20	8	6	6	41	43	22	20	9	7	4	49	51	22
MTL	10	4	4	2	25	32	10	5	2	2	1	12	18	5	5	2	2	1	13	14	5
NJ	11	2	5	4	25	36	8	5	1	2	2	13	16	4	6	1	3	2	12	20	4
NSH	40	17	18	5	109	117	39	20	11	6	3	68	56	25	20	6	12	2	41	61	14
NYI	12	8	4	0	37	30	16	6	5	1	0	20	15	10	6	3	3	0	17	15	6
NYR	13	5	7	1	34	39	11	7	3	3	1	22	23	7	6	2	4	0	12	16	4
OTT	10	2	6	2	23	35	6	6	1	3	2	15	22	4	4	1	3	0	8	13	2
PHI	12	4	7	1	19	33	9	5	2	2	1	9	13	5	7	2	5	0	10	20	4
PHX	40	18	17	5	100	98	41	20	10	7	3	56	45	23	20	8	10	2	44	53	18
PIT	12	9	2	1	39	20	19	5	3	1	1	15	12	7	7	6	1	0	24	8	12
SJ	40	15	20	5	89	107	35	20	8	9	3	47	50	19	20	7	11	2	42	57	16
STL	40	20	12	8	101	88	48	20	12	4	4	62	41	28	20	8	8	4	39	47	20
TB	13	8	3	2	39	30	18	6	4	2	0	20	16	8	7	4	1	2	19	14	10
TOR	9	3	6	0	22	25	6	4	2	2	0	11	8	4	5	1	4	0	11	17	2
VAN	63	26	24	13	163	167	65	32	16	11	5	92	76	37	31	10	13	8	71	91	28
WPG	10	6	2	2	32	24	14	5	3	1	1	15	9	7	5	3	1	1	17	15	7
WSH	11	7	4	0	22	21	14	6	6	0	0	14	7	12	5	1	4	0	8	14	2

Does not include team goals awarded in a shootout victory



2010-11 NHL STANDINGS

WESTERN CONFERENCE

NORTHWEST	GP	W	L	OT	GF	GA	PTS
VANCOUVER (1)	82	54	19	9	262	185	117
CALGARY	82	41	29	12	250	237	94
MINNESOTA	82	39	35	8	206	233	86
COLORADO	82	30	44	8	227	288	68
EDMONTON	82	25	45	12	193	269	62

CENTRAL	GP	W	L	OT	GF	GA	PTS
DETROIT (3)	82	47	25	10	261	241	104
NASHVILLE (5)	82	44	27	11	219	194	99
CHICAGO (8)	82	44	29	9	258	225	97
ST. LOUIS	82	38	33	11	240	234	87
COLUMBUS	82	34	35	13	215	258	81

PACIFIC	GP	W	L	OT	GF	GA	PTS
SAN JOSE (2)	82	48	25	9	248	213	105
ANAHEIM (4)	82	47	30	5	239	235	99
PHOENIX (6)	82	43	26	13	231	226	99
LOS ANGELES (7)	82	46	30	6	219	198	98
DALLAS	82	42	29	11	227	233	95

INDIVIDUAL SCORING LEADERS

PLAYER	GP	TOI/G	G	A	PTS	+/-	PIM	PPG	SHG	GWG	SOG	SH%
Daniel Sedin, VAN	82	18:33	41	63	104	30	32	18	0	10	266	15.4
Martin St. Louis, TB	82	20:58	31	68	99	0	12	4	0	7	254	12.2
Corey Perry, ANA	82	22:18	50	48	98	9	104	14	4	11	290	17.2
Henrik Sedin, VAN	82	19:15	19	75	94	26	40	8	0	4	157	12.1
Steven Stamkos, TB	82	20:11	45	46	91	3	74	17	0	8	272	16.5
Jarome Iginla, CGY	82	20:56	43	43	86	0	40	14	0	6	289	14.9
Alex Ovechkin, WSH	79	21:21	32	53	85	24	41	7	0	11	367	8.7
Teemu Selanne, ANA	73	17:56	31	49	80	6	49	16	0	5	213	14.6
Henrik Zetterberg, DET	80	19:35	24	56	80	-1	40	10	0	3	306	7.8
Brad Richards, DAL	72	21:43	28	49	77	1	24	7	0	3	272	10.3

DEFENSEMAN SCORING LEADERS

PLAYER	GP	TOI/G	G	A	PTS	+/-	PIM	PPG	SHG	GWG	SOG	SH%
Lubomir Visnovsky, ANA	81	24:17	18	50	68	18	24	5	0	4	152	11.8
Nicklas Lidstrom, DET	82	23:28	16	46	62	-2	20	7	0	1	175	9.1
Keith Yandle, PHX	82	24:22	11	48	59	12	68	3	0	0	199	5.5
Dustin Byfuglien, ATL	81	23:18	20	33	53	-2	93	8	0	6	347	5.8
James Wisniewski, NYI/MTL	75	22:56	10	41	51	-14	38	7	0	2	158	6.3
Tobias Enstrom, ATL	72	23:41	10	41	51	-10	54	6	0	0	113	8.8
Christian Ehrhoff, VAN	79	23:59	14	36	50	19	52	6	0	3	209	6.7
Dan Boyle, SJ	76	26:14	9	41	50	2	67	4	0	2	199	4.5
Kris Letang, PIT	82	24:02	8	42	50	15	101	4	0	2	236	3.4
Shea Weber, NSH	82	25:19	16	32	48	7	56	6	1	3	254	6.3

EASTERN CONFERENCE

ATLANTIC	GP	W	L	OT	GF	GA	PTS
PHILADELPHIA (2)	82	47	23	12	259	223	106
PITTSBURGH (4)	82	49	25	8	238	199	106
N.Y. RANGERS (8)	82	44	33	5	233	198	93
NEW JERSEY	82	38	39	5	174	209	81
N.Y. ISLANDERS	82	30	39	13	229	264	73

NORTHEAST	GP	W	L	OT	GF	GA	PTS
BOSTON (3)	82	46	25	11	246	195	103
MONTREAL (6)	82	44	30	8	216	209	96
BUFFALO (7)	82	43	29	10	245	229	96
TORONTO	82	37	34	11	218	251	85
OTTAWA	82	32	40	10	192	250	74

SOUTHEAST	GP	W	L	OT	GF	GA	PTS
WASHINGTON (1)	82	48	23	11	224	197	107
TAMPA BAY (5)	82	46	25	11	247	240	103
CAROLINA	82	40	31	11	236	239	91
ATLANTA	82	34	36	12	223	269	80
FLORIDA	82	30	40	12	195	229	72

GOALS

Corey Perry	ANA	50
Steven Stamkos	TB	45
Jarome Iginla	CGY	43
Ryan Kesler	VAN	41
Daniel Sedin	VAN	41

ASSISTS

Henrik Sedin	VAN	75
Martin St. Louis	TB	68
Daniel Sedin	VAN	63
Ryan Getzlaf	ANA	57
Henrik Zetterberg	DET	56

PLUS/MINUS

Zdeno Chara	BOS	33
David Backes	STL	32
Kevin Bieska	VAN	32
Toni Lydman	ANA	32
4 Players Tied		30

PENALTY MINUTES

Zenon Konopka	NYI	307
Chris Neil	OTT	210
Theo Peckham	EDM	198
Cody McLeod	COL	189
Derek Dorsett	CBJ	184

POWER-PLAY GOALS

Daniel Sedin	VAN	18
Steven Stamkos	TB	17
Teemu Selanne	ANA	16
Ryan Kesler	VAN	15
2 Players Tied		14

SHORT-HANDED GOALS

Frans Nielsen	NYI	7
Michael Grabner	NYI	6
Brad Marchand	BOS	5
Brandon Prust	NYR	5
4 Players Tied		4

EVEN-STRENGTH GOALS

Corey Perry	ANA	32
Jarome Iginla	CGY	29
4 Players Tied		28

GAME-WINNING GOALS

Alex Ovechkin	WSH	11
Corey Perry	ANA	11
Daniel Sedin	VAN	10
3 Players Tied		9

OVERTIME GOALS

Ilya Kovalchuk	NJ	4
5 Players Tied		3

2010-11 NHL LEADERS

SHOOTOUT GOALS

Alex Tanguay	CGY	10
Jarret Stoll	LA	9
Radim Vrbata	PHX	7
Mike Ribeiro	DAL	6
9 Players Tied		5

POWER-PLAY POINTS

Daniel Sedin	VAN	42
Martin St. Louis	TB	41
Nicklas Lidstrom	DET	39
Steven Stamkos	TB	36
Henrik Sedin	VAN	35

SHOTS ON GOAL

Alex Ovechkin	WSH	367
Dustin Byfuglien	ATL	347
Jeff Carter	PHI	335
Phil Kessel	TOR	325
Henrik Zetterberg	DET	306

SHOOTING PERCENTAGE

Sergei Kostitsyn	NSH	24.7
Sidney Crosby	PIT	19.9
Lauri Korpikoski	PHX	18.4
Alex Tanguay	CGY	18.3
David Jones	COL	17.6

FACE-OFF WIN PERCENTAGE

David Steckel	NJ/WSH	62.3
Manny Malhotra	VAN	61.7
Paul Gaustad	BUF	59.8
Zenon Konopka	NYI	57.7
Jarret Stoll	LA	57.5

TIME ON ICE/GAME

Duncan Keith	CHI	26:53
Dan Boyle	SJ	26:14
Jay Bouwmeester	CGY	25:59
Marc Staal	NYR	25:44
Drew Doughty	LA	25:38

HITS

Cal Clutterbuck	MIN	336
Tuomo Ruutu	CAR	309
Dustin Brown	LA	300
Matt Martin	NYI	299
Troy Brouwer	CHI	262

BLOCKED SHOTS

Dan Girardi	NYR	236
Greg Zanon	MIN	212
Mark Giordano	CGY	193
Roman Hamrlik	MTL	192
Francois Beauchemin	TOR/ANA	182

GAMES PLAYED (GOALTENDERS)

Cam Ward	CAR	74
Carey Price	MTL	72
Miikka Kiprusoff	CGY	71
Kari Lehtonen	DAL	69
2 Players Tied		68

MINUTES PLAYED (GOALTENDERS)

Cam Ward	CAR	4,317
Carey Price	MTL	4,206
Miikka Kiprusoff	CGY	4,155
Kari Lehtonen	DAL	4,119
Ilya Bryzgalov	PHX	4,059

WINS

Roberto Luongo	VAN	38
Carey Price	MTL	38
Cam Ward	CAR	37
Miikka Kiprusoff	CGY	37
Jimmy Howard	DET	37

LOSSES

Nikolai Khabibulin	EDM	32
Carey Price	MTL	28
Tomas Vokoun	FLA	28
Henrik Lundqvist	NYR	27
Brian Elliott	OTT/COL	27

OVERTIME/SHOOTOUT LOSSES

Kari Lehtonen	DAL	11
Cam Ward	CAR	10
Ilya Bryzgalov	PHX	10
4 Players Tied		9

GOALS-AGAINST AVERAGE

Tim Thomas	BOS	2.00
Roberto Luongo	VAN	2.11
Pekka Rinne	NSH	2.12
Semyon Varlamov	WSH	2.23
Cory Schneider	VAN	2.23

SAVE PERCENTAGE

Tim Thomas	BOS	0.938
Pekka Rinne	NSH	0.930
Cory Schneider	VAN	0.929
Roberto Luongo	VAN	0.928
2 Players Tied		0.924

SHUTOUTS

Henrik Lundqvist	NYR	11
Tim Thomas	BOS	9
Carey Price	MTL	8
Ilya Bryzgalov	PHX	7
Jaroslav Halak	STL	7

SAVES

Cam Ward	CAR	2191
Carey Price	MTL	1982
Ilya Bryzgalov	PHX	1957
Kari Lehtonen	DAL	1868
Henrik Lundqvist	NYR	1813



ANAHEIM DUCKS

TEAM INFORMATION

Home Ice (Cap., Built).....Honda Center (17,174, 1993)
 Mailing Address.....2695 E. Katella Ave. | Anaheim, CA 92806
 Telephone.....714.940.2900
 Fax.....714.940.2953
 Website.....anaheimducks.com
 Twitter.....@AnaheimDucks
 Founded.....1993-94
 Stanley Cup Titles.....2007
 Colors.....Black, Gold, Orange and Silver

DIRECTORY

Owners.....Henry & Susan Samuelli
 Chief Executive Officer.....Michael Schulman
 Executive Vice President/General Manager.....Bob Murray
 Head Coach.....Randy Carlyle
 Assistant Coach.....Dave Farrish
 Assistant Coach.....Mike Foligno
 Goaltending Consultant.....Pete Peeters

WILD VS. ANAHEIM DUCKS

2010-11 Wild Record: 3-1-0 (2-0-0 at Xcel Energy Center, 1-1-0 at Anaheim)

All-Time Wild Record: 21-15-4 (13-4-3 at Xcel Energy Center, 8-11-1 at Anaheim)

DATE	OPP.	Scoring By Period					Shots By Period				Power Plays	Penalties/Minutes	Game-Winning Goal	Goalie (Saves-Shots)	Attn.	
		1	2	3	OT	F	1	2	3	OT						T
	ANA	0	1	0	0	1	4	7	16	1	28	1-1	2-7		McElhinney (25-27)	
11/17	MIN	0	1	0	1	2	11	10	2	4	27	0-1	2-7	Miettinen (1)	Backstrom (27-28)	16,890
	MIN	1	1	0	-	2	7	11	4	-	22	1-4	5-12		Backstrom (30-36)	
12/12	ANA	2	3	1	-	6	9	15	12	-	36	2-6	4-8	Getzlaf	Hiller (20-22)	14,338
	ANA	1	0	0	-	1	6	13	11	-	30	0-5	4-8		McElhinney (21-26)	
2/18	MIN	2	2	1	-	5	9	11	6	-	26	2-4	5-10	Cullen (2)	Backstrom (29-30)	*18,967
	MIN	1	0	1	1	3	12	10	5	4	31	0-4	5-10	Bouchard (2)	Theodore (46-48)	
2/25	ANA	0	1	1	0	2	10	20	15	3	48	0-5	4-8		Ellis (28-31)	13,617
TOTALS		1	2	3	OT	F	1	2	3	OT	T	Power Plays (Percentage)	Penalties/Minutes		Goaltenders (Record, Saves-Shots)	
	ANA	3	5	2	0	10	29	55	54	4	142	3-17 (17.7)	14-31	Ellis (0-0-1, 28-31); Hiller (1-0-0, 20-22); McElhinney (0-1-1, 46-53)		
	MIN	4	4	2	2	12	39	42	17	8	106	3-13 (23.1)	17-39	Backstrom (2-1-0, 86-94); Theodore (1-0-0, 46-48)		

SERIES NOTES

2010-11 RECAP: Minnesota won three of four meetings against Anaheim including two in overtime...RW Antti Miettinen led the Wild with five points (1-4=5) against the Ducks this season...C Kyle Brodziak (1-2=3), LW Andrew Brunette (0-3=3), RW Martin Havlat (2-1=3) and C Mikko Koivu (1-2=3) had three points each...G Niklas Backstrom was 2-1-0 with a 2.61 GAA and a .915 SV% in three starts...G Jose Theodore made 46 saves in a 3-2 OT win at Anaheim (2/25)...RW Corey Perry led Anaheim with seven points (4-3=7) against Minnesota...C Ryan Getzlaf had six points (2-4=6)...LW Bobby Ryan had five points (2-3=5)...G Dan Ellis was 0-1-1 with a 2.89 GAA and a .875 SV%...G Jonas Hiller made 20 saves in a 6-2 home win (12/12).

WILD LEADERS: LW Dany Heatley leads the Wild with 19 points (8-11=19) in 19 games against the Ducks, including four goals in six games last season with San Jose...Koivu has 18 points (8-10=18) in 21 contests.

WILD GOALIES: Backstrom is 7-4-0 with a 2.42 GAA, a .919 SV% and one shutout in 11 career starts against Anaheim...Josh Harding is 2-3-0 with a 2.63 GAA, a .918 SV% and one shutout in five games.

DUCKS LEADERS: Getzlaf (5-18=23) and Perry (13-10=23) lead the Ducks with 23 points, each in 22 matches against Minnesota...Ryan has 13 points (8-5=13) in 12 games.

DUCKS GOALIES: Ellis is 2-4-1 with a 3.24 GAA, a .884 SV% and one shutout in eight career starts against Minnesota...Hiller is 5-2-1 with a 2.28 GAA, a .914 SV% and one shutout in 10 games (eight starts).

CONNECTIONS: C Matt Cullen was drafted in the second round by Anaheim in 1996 and appeared in 427 games with the Ducks (1997-03)...Chuck Fletcher worked for the Ducks from 2002-06, serving as Director of Hockey Operations, Assistant General Manager and Vice President of Amateur Scouting and Player Development...Brent Flahr served as an Amateur Scout for the Ducks from 2003-07...LW Jason Blake (Moorhead) and RW Dan Sexton (Apple Valley) are Minnesota natives...C Saku Koivu is the older brother of Mikko Koivu...D Kurtis Foster skated four seasons with the Wild (2005-09), scoring his first two NHL goals in his first game with the Wild (11/19/05).

LAST TRADE BETWEEN DUCKS AND WILD: 6/11/08, Acquired D Marc-Andre Bergeron in exchange for a 2009 third round pick (Brandon McMillan)

2011-2012 MATCHUPS

Thur.	10/27	Xcel Energy Center	7:00 p.m.	Sun.	12/4	Honda Center	7:00 p.m.
Sun.	11/13	Honda Center	7:00 p.m.	Tue.	2/14	Xcel Energy Center	6:30 p.m.



BOSTON BRUINS

TEAM INFORMATION

Home Ice (Cap., Built).....TD Garden (17,565, 1995)
 Mailing Address.....100 Legends Way
 Boston, MA 02114
 Telephone.....617.624.2327
 Fax.....617.523.7184
 Website.....bostonbruins.com
 Twitter.....@NHLBruins
 Founded.....1924-25
 Stanley Cup Titles.....1929, 1939, 1941, 1970, 1972, 2011
 Colors.....Gold, Black and White

DIRECTORY

Owner & Governor.....Jeremy M. Jacobs
 President.....Cam Neely
 General Manager.....Peter Chiarelli
 Head Coach.....Claude Julien
 Assistant Coach.....Doug Honda
 Assistant Coach.....Geoff Ward
 Assistant Coach.....Doug Jarvis
 Goaltending Coach.....Bob Essensa

WILD VS. BOSTON BRUINS

2010-11 Wild Record: 1-0-0 (Did not play at Xcel Energy Center, 1-0-0 at Boston)

All-Time Wild Record: 9-1-1 (3-1-1 at Xcel Energy Center, 6-0-0 at Boston)

DATE	OPP.	Scoring By Period					Shots By Period				Power Plays	Penalties/Minutes	Game-Winning Goal	Goalie (Saves-Shots)	Attn.	
		1	2	3	OT	F	1	2	3	OT						T
	MIN	0	1	2	-	3	9	16	9	-	34	1-2	4-8	Clutterback (3)	Theodore (35-36)	
1/6	BOS	0	1	0	-	1	13	10	13	-	36	0-4	2-4		Rask (31-33)	*17,565
TOTALS		1	2	3	OT	F	1	2	3	OT	T	Power Plays (Percentage)	Penalties/Minutes		Goaltenders (Record, Saves-Shots)	
	BOS	0	1	0	-	1	13	10	13	-	36	0-4 (0.0)	2-4		Rask (0-1-0, 31-33)	
	MIN	0	1	2	-	3	9	16	9	-	34	1-2 (50.0)	4-8		Theodore (1-0-0, 35-36)	

SERIES NOTES

2010-11 RECAP: RW Cal Clutterback had a goal and an assist and G Jose Theodore made 35 saves as the Wild earned a 3-1 victory at TD Banknorth Garden in the lone meeting last season (1/6)...RW Martin Havlat and C Mikko Koivu also scored for Minnesota.

WILD LEADERS: LW Dany Heatley leads the Wild with 40 points (18-22=40) in 41 games versus Boston...C Matt Cullen has 17 points (10-7=17) in 29 games.

WILD GOALIES: Niklas Backstrom is 3-0-1 with a 1.22 GAA, a .955 SV% and one shutout in four games against the Bruins.

BRUINS LEADERS: C Marc Savard leads the Bruins with 13 points (6-7=13) in 16 games against the Wild...D Joe Corvo has 10 points (2-8=10) in 17 contests.

BRUINS GOALIES: Tuukka Rask is 1-1-0 with a 1.45 GAA and a .952 SV% versus Minnesota...Tim Thomas is 0-1-0 with a 2.07 GAA and a .938 SV%.

CONNECTIONS: LW Benoit Pouliot was drafted fourth overall by the Wild in 2005 and skated parts of four seasons with the Wild before being traded to Montreal on Nov. 23, 2009, in exchange for LW Guillaume Latendresse...G Anton Khudobin was Minnesota's seventh-round pick (No. 206 overall) in 2004 and was traded to Boston in exchange for D Jeff Penner and F Mikko Lehtonen (2/28/11).

LAST TRADE BETWEEN BRUINS AND WILD: 10/18/09, Acquired RW Chuck Kobasew in exchange for RW Craig Weller, the rights to RW Alexander Fallstrom, and a 2011 second round pick.

2011-2012 MATCHUPS

Sun.	2/19	Xcel Energy Center	2:00 p.m.
------	------	--------------------	-----------



BUFFALO SABRES

TEAM INFORMATION

Home Ice (Cap., Built).....HSBC Arena (18,690, 1996)
 Mailing Address.....One Seymour Knox III Plaza
 Buffalo, NY 14203
 Telephone.....716.855.4100
 Fax.....717.855.4110
 Website.....sabres.com
 Twitter.....@SabresDotCom
 Founded.....1970-71
 Stanley Cup Titles.....None
 Colors.....Navy, Blue, Gold and Silver

DIRECTORY

Owner.....Terrence M. Pegula
 Chief Operating Officer / Minority Owner.....Daniel DiPofi
 General Manager.....Darcy Regier
 Head Coach.....Lindy Ruff
 Associate Coach.....Keven Adams
 Assistant Coach.....James Patrick
 Goaltender Coach.....Jim Corsi

WILD VS. BUFFALO SABRES

2010-11 Wild Record: 0-0-1 (Did not play at Xcel Energy Center, 0-0-1 at Buffalo)

All-Time Wild Record: 5-4-2 (1-3-1 at Xcel Energy Center, 4-1-1 at Buffalo)

DATE	OPP.	Scoring By Period				Shots By Period				Power Plays	Penalties/Minutes	Game-Winning Goal	Goalie (Saves-Shots)	Attn.		
		1	2	3	OT	1	2	3	OT							
3/6	BUF	1	1	0	1	3	6	11	15	1	33	0-2	3-9	Stafford	Enroth (24-26)	
	MIN	0	2	0	0	2	6	14	6	0	26	1-2	3-9	TM	Theodore (31-33)	*18,091
TOTALS		Scoring By Period				Shots By Period				Power Plays (Percentage)	Penalties/Minutes -	Goaltenders (Record, Saves-Shots)	Goaltenders (Record, Saves-Shots)			
1	2	3	OT	F	1	2	3	OT	T							
BUF	1	1	0	1	3	6	11	15	1					33	0-2 (0.0)	3-9
MIN	0	2	0	0	2	6	14	6	0	26	1-2 (50.0)	3-9	Theodore (0-0-1, 31-33)			

SERIES NOTES

2010-11 RECAP: RW Drew Stafford scored 46 seconds into overtime as the Sabres outlasted the Wild, 3-2, at Xcel Energy Center in the lone meeting last season (3/6/11)...D Marek Zidlicky and C Warren Peters each scored for the Wild, while G Jose Theodore made 30 saves.

WILD LEADERS: LW Dany Heatley has 51 points (24-27=51) in just 44 career games against Buffalo, tying his best for most points versus an opponent (Toronto)...C Matt Cullen has nine points (1-8=9) in 35 games.

WILD GOALIES: Josh Harding is 2-0-0 with a 1.50 GAA and a .963 SV% in three games against Buffalo...Niklas Backstrom is 0-1-0 with a 3.93 GAA and a .833 SV%.

SABRES LEADERS: D Christian Ehrhoff has 14 points (1-13=14) in 30 career games versus the Wild, while RW Brad Boyes has 14 points (5-9=14) in 18 contests...D Robin Regehr has 69 career PIM versus Minnesota - fourth-most of any player.

SABRES GOALIES: Ryan Miller is 2-1-0 with a 2.49 GAA, a .909 SV% and one shutout in three games versus the Wild...Jhonas Enroth is 1-0-0 with a 2.00 GAA and a .923 SV%.

CONNECTIONS: LW Thomas Vanek and D Jordan Leopold played college hockey at the University of Minnesota

LAST TRADE BETWEEN SABRES AND WILD: 3/8/04, Acquired 2005 fourth round pick (Kyle Bailey) in exchange for D Brad Brown and a 2005 sixth round pick (Vyacheslav Buravchikov).

2011-2012 MATCHUPS

Sat.	3/24	HSBC Arena	6:00 p.m.
------	------	------------	-----------



CALGARY FLAMES

TEAM INFORMATION

Home Ice (Cap., Built).....Scotiabank Saddledome (19,289, 1983)
 Mailing Address.....Box 1540, Station M
 Calgary, Alberta T2P 3B9
 Telephone.....403.777.2177
 Fax.....403.777.2195
 Website.....calgaryflames.com
 Twitter.....@NHLFlames
 Founded.....1972-73 (Relocated from Atlanta in 1980)
 Stanley Cup Titles.....1989
 Colors.....Red, White, Black and Gold

DIRECTORY

Chairman.....N. Murray Edwards
 President & CEO.....Ken King
 General Manager.....Jay Feaster
 Head Coach.....Brent Sutter
 Assistant Coach.....Craig Hartsburg
 Assistant Coach.....Dave Lowry
 Goaltender Coach.....Clint Malarchuck

WILD VS. CALGARY FLAMES

2010-11 Wild Record: 4-1-1 (2-0-1 at Xcel Energy Center, 2-1-0 at Calgary)

All-Time Wild Record: 24-28-11 (16-9-7 at Xcel Energy Center, 8-19-4 at Calgary)

DATE	OPP.	Scoring By Period				Shots By Period				Power Plays	Penalties/Minutes	Game-Winning Goal	Goalie (Saves-Shots)	Attn.		
		1	2	3	OT	1	2	3	OT							
11/5	CGY	1	0	0	-	1	11	11	12	-	34	1-4	4-11	Kiprusoff (21-23)		
	MIN	1	0	1	-	2	10	9	4	-	23	0-3	5-13	Havlat (1)	Backstrom (33-34)	17,124
11/29	CGY	0	2	1	-	3	11	10	10	-	31	1-3	3-6	Bouwmeester	Kiprusoff (32-32)	*19,289
	CGY	0	1	1	0	3	10	8	9	5	32	0-4	4-8	Bourque (S0)	Karlsson (20-22)	
12/3	MIN	0	1	1	0	2	11	6	4	1	22	0-4	4-8	Backstrom (30-32)	17,130	
	MIN	0	2	1	-	3	8	4	4	-	16	1-2	1-2	Koivu (3)	Backstrom (28-29)	
12/18	CGY	0	0	1	-	1	7	7	15	-	29	0-1	2-4	Kiprusoff (13-16)	*19,289	
	CGY	0	1	0	-	1	12	13	10	-	35	0-4	3-6	Kiprusoff (19-22)		
12/20	MIN	1	0	3	-	4	10	3	10	-	23	2-3	4-8	Havlat (3)	Backstrom (34-35)	*18,315
	MIN	2	1	3	-	6	9	9	6	-	24	1-3	2-4	Havlat (4)	Backstrom (37-37)	
1/19	CGY	0	0	0	-	0	9	12	16	-	37	0-2	3-9	Kiprusoff (18-24)	*19,289	
TOTALS		Scoring By Period				Shots By Period				Power Plays (Percentage)	Penalties/Minutes	Goaltenders (Record, Saves-Shots)	Goaltenders (Record, Saves-Shots)			
1	2	3	OT	F	1	2	3	OT	T							
CGY	1	4	3	0	9	60	61	72	5					198	2-18 (11.1)	19-44
MIN	4	4	9	0	17	60	38	41	1	140	4-18 (22.2)	20-46	Backstrom (4-0-1, 162-167); Theodore (0-1-0, 28-31)			

SERIES NOTES

2010-11 RECAP: Minnesota won the season series 4-1-1 and is 10-2-1 in its last 13 games against Calgary...RW Martin Havlat led the Wild with eight points (5-3=8) against the Flames this season...C Kyle Brodziak (1-4=5), LW Andrew Brunette (0-5=5) and RW Cal Clutterbuck (3-2=5) had five points each...G Niklas Backstrom was 4-0-1 with a 0.98 GAA, a .970 SV% and one shutout in five starts this season, stopping 162 of 167 shots faced...G Jose Theodore made 28 saves in a 3-0 loss at Calgary (11/29)...RW Jarome Iginla (1-3=4) and LW Alex Tanguay (1-3=4) scored four points each against Minnesota...RW Rene Bourque (1-2=3), D Mark Giordano (1-2=3) and C Olli Jokinen (1-2=3) had three points each...G Mikko Kiprusoff was 1-4-0 with a 2.84 GAA, a .880 SV% and one shutout...G Henrik Karlsson made 20 saves in a 3-2 SOW at Xcel Energy Center (12/3).

WILD LEADERS: C Matt Cullen paces the Wild with 18 points (2-16=18) in 32 games versus the Flames, while C Mikko Koivu has 17 points (10-7=17) in 39 games.

WILD GOALIES: Backstrom is 12-7-5 with a 1.84 GAA, a .932 SV% and four shutouts in 28 career games (27 starts) vs. the Flames...Josh Harding is 1-4-1 with a 2.64 GAA and a .911 SV% in six games.

FLAMES LEADERS: Iginla is the all-time leader against the Wild in games played (61), points (58), goals (31), GWG (8) and shots (198), is second in PPG (10) and T-third with a +15 rating...Tanguay ranks fourth all-time with 42 points (13-29=42) in 50 contests...Bourque has 17 points (5-12=17) in 23 games.

FLAMES GOALIES: Kiprusoff is 25-14-5 with a 2.04 GAA, a .922 SV% and four shutouts in 44 games (43 starts)...His 25 wins and 43 appearances are the most by any goaltender against the Wild...Karlsson is 1-0-0 with a 1.85 GAA and .909 SV% in one start.

CONNECTIONS: LW Eric Nystrom (2005-10) was Calgary's first round draft pick in 2002 and spent parts of four seasons in Calgary...RW Tim Jackman played at Park Center High School and spent two seasons at Minnesota State University, Mankato (2000-02).

LAST TRADE BETWEEN FLAMES AND WILD: 6/22/02, Acquired a 2002 ninth round pick (Mika Hannula) in exchange for G Jamie McLennan.

2011-2012 MATCHUPS

Tue.	11/8	Scotiabank Saddledome	8:30 p.m.	Sat.	1/7	Scotiabank Saddledome	9:00 p.m.
Sun.	11/27	Xcel Energy Center	5:00 p.m.	Sun.	3/11	Xcel Energy Center	5:00 p.m.
Tue.	12/20	Scotiabank Saddledome	8:00 p.m.	Thur.	3/22	Xcel Energy Center	7:00 p.m.



CAROLINA HURRICANES

TEAM INFORMATION

Home Ice (Cap., Built).....RBC Center (18,680, 1999)
 Mailing Address.....1400 Edwards Mill Road
 Raleigh, NC 27607
 Telephone.....919.467.7825
 Fax.....919.462.0123
 Website.....carolinahurricanes.com
 Twitter.....@nhl_canes
 Founded.....1979-80 (Relocated from Hartford in 1997)
 Stanley Cup Titles.....2006
 Colors.....Red, White, Black and Silver

DIRECTORY

CEO/Owner/Governor.....Peter Karmanos, Jr.
 President/General Manager.....Jim Rutherford
 Head Coach.....Paul Maurice
 Associate Head Coach/Dir. of Player Personnel.....Ron Francis
 Assistant Coach.....Dave Lewis
 Assistant Coach.....Tom Barrasso

WILD VS. CAROLINA HURRICANES

2010-11 Wild Record: 0-1-1 (Both games played in Helsinki, Finland)

All-Time Wild Record: 4-5-4 (4-1-2 at Xcel Energy Center, 0-3-1 at Carolina, 0-1-1 in Finland)

DATE	Scoring By Period					Shots By Period				Power Plays	Penalties/Minutes	Game-Winning Goal	Goalie (Saves-Shots)	Attn.		
	1	2	3	OT	F	1	2	3	OT						T	
	CAR	1	3	0	-	4	10	14	7	-	31	2-5	5-10	Sutter	Ward (26-29)	
10/7	MIN	1	1	1	-	3	7	11	11	-	29	2-5	5-10		Backstrom (27-31)	12,355
	MIN	1	0	0	0	1	18	12	4	8	42	1-5	9-18		Backstrom (36-37)	
10/8	CAR	0	1	0	0	2	11	10	15	1	37	0-5	7-19	Skinner (SO)	Ward (41-42)	*13,465
															Goaltenders	
															(Record, Saves-Shots)	
TOTALS	CAR	1	4	0	0	6	21	24	22	1	68	2-10 (20.0)	12-29		Ward (2-0-0, 67-71)	
	MIN	2	1	1	0	4	25	23	15	8	71	3-10 (30.0)	14-28		Backstrom (0-1-1, 63-68)	

SERIES NOTES

2010-11 RECAP: The teams squared off in the Computare NHL Premiere in Helsinki, Finland to begin the season, with the Hurricanes winning both games... C Brandon Sutter scored twice for a 4-3 win (10/7), while RW Jeff Skinner's shootout tally was the deciding goal in a 2-1 win (10/8)... G Niklas Backstrom made 63 saves in two games in his home country, and C Mikko Koivu supplied two assists.

WILD LEADERS: LW Dany Heatley leads the Wild with 33 points (16-17=33) in 29 games against Carolina... C Matt Cullen has 11 points (3-8=11) in 22 contests.

WILD GOALIES: Backstrom is 3-1-2 with a 2.76 GAA and a .910 SV% in six games versus the Hurricanes... Josh Harding is 0-1-0 with a 3.00 GAA and a .893 SV%.

HURRICANES LEADERS: LW Jussi Jokinen has a team-leading 15 points (4-11=15) in 17 games against Minnesota... D Tomas Kaberle has six points (0-6=6) in eight contests.

HURRICANES GOALIES: Cam Ward is 3-0-1 with a 2.80 GAA, a .912 SV% and one shutout in five career games against Minnesota... Brian Boucher is 4-3-4 with a 3.04 GAA, a .884 SV% and one shutout.

CONNECTIONS: C Matt Cullen spent four seasons (2005-06, and 2008-10) with Carolina, helping the Hurricanes win a Stanley Cup in 2006... D Jamie McBain hails from Edina.

LAST TRADE BETWEEN HURRICANES AND WILD: 3/1/01, Acquired LW Askhat Rakhmatullin, a 2001 third round pick (Chris Heid) and future considerations in exchange for LW Scott Pellerin.

2011-2012 MATCHUPS

Sat.	3/17	Xcel Energy Center	1:00 p.m.
------	------	--------------------	-----------



CHICAGO BLACKHAWKS

TEAM INFORMATION

Home Ice (Cap., Built).....United Center (20,500, 1994)
 Mailing Address.....1901 W. Madison Street
 Chicago, IL 60612
 Telephone.....312.455.7000
 Fax.....312.455.7041
 Website.....chicagoblackhawks.com
 Twitter.....@NHLBlackhawks
 Founded.....1926-27
 Stanley Cup Titles.....1934, 1938, 1961, 2010
 Colors.....Red, White and Black

DIRECTORY

Chairman.....W. Rockwell "Rocky" Wirtz
 President.....John F. McDonough
 General Manager.....Stan Bowman
 Head Coach.....Joel Quenneville
 Assistant Coach.....Mike Haviland
 Assistant Coach.....Mike Kitchen
 Goaltending Coach.....Stephane Waite

WILD VS. CHICAGO BLACKHAWKS

2010-11 Wild Record: 1-3-0 (1-1-0 at Xcel Energy Center, 0-2-0 at Chicago)

All-Time Wild Record: 24-15-1 (14-6-0 at Xcel Energy Center, 10-9-1 at Chicago)

DATE	Scoring By Period					Shots By Period				Power Plays	Penalties/Minutes	Game-Winning Goal	Goalie (Saves-Shots)	Attn.		
	1	2	3	OT	F	1	2	3	OT						T	
	CHI	0	1	2	-	3	11	12	9	-	32	0-2	3-6	Keith	Turco (25-26)	
10/30	MIN	0	0	1	-	1	9	7	10	-	26	0-3	2-4		Backstrom (29-31)	*18,376
	MIN	1	2	1	-	4	8	9	5	-	22	0-2	2-4	Miettinen (2)	Backstrom (31-33)	
1/25	CHI	2	0	0	-	2	12	11	10	-	33	1-1	3-6		Crawford (18-22)	*21,247
	MIN	0	0	1	-	1	17	8	9	-	34	1-3	5-12		Theodore (34-36)	
2/16	CHI	1	0	2	-	3	10	18	9	-	37	2-6	3-6	Brouwer	Crawford (33-34)	*21,535
	CHI	0	3	1	-	4	14	10	10	-	34	0-2	6-23	Toews	Crawford (24-26)	
2/28	MIN	0	0	2	-	2	9	5	12	-	26	0-3	4-11		Backstrom (30-34)	*19,155
															Goaltenders	
															(Record, Saves-Shots)	
TOTALS	CHI	3	4	5	-	12	47	51	38	-	136	3-11 (27.3)	15-41	Crawford (2-1-0, 75-82); Turco (1-0-0, 25-26)		
	MIN	1	2	5	-	8	43	29	36	-	108	1-11 (09.1)	13-31	Backstrom (1-2-0, 90-98); Theodore (0-1-0, 34-36)		

SERIES NOTES

2010-11 RECAP: Chicago won three of four meetings including both contests at Xcel Energy Center...RW Martin Havlat (1-2=3) and C Mikko Koivu (0-3=3) recorded three points each against the Blackhawks...G Niklas Backstrom was 1-2-0 with a 2.69 GAA and a .918 SV%...G Jose Theodore made 34 saves in a 3-1 loss at United Center (2/16)...C Jonathan Toews recorded five points (1-4=5) against the Wild...RW Troy Brouwer (3-1=4), RW Patrick Kane (0-4=4), D Duncan Keith (1-3=4) had four points each...G Corey Crawford was 2-1-0 with a 2.36 GAA and a .915 SV%...G Marty Turco made 25 saves in the first meeting.

WILD LEADERS: C Matt Cullen leads the Wild with 19 points (8-11=19) versus Chicago in 32 contests...Koivu owns 18 points (3-15=18) in 22 matches and D Marek Zidlicky has 17 points (6-11=17) in 36 games.

WILD GOALIES: Backstrom is 4-6-0 with a 2.74 GAA, a .917 SV% and one shutout in 11 career starts against Chicago...Josh Harding is 4-2-0 with a 1.85 GAA, a .948 SV% and one shutout in six games versus the Blackhawks.

BLACKHAWKS LEADERS: LW Andrew Brunette leads Blackhawk players with 16 points (7-9=16) in 25 games against Minnesota...Keith owns 15 points (5-10=15) in 23 contests against Minnesota...RW Marian Hossa has 14 points (7-7=14) in 15 games...Toews owns 11 points (4-7=11) in 13 contests.

BLACKHAWKS GOALIES: Crawford is 2-1-0 with a 2.10 GAA and a .921 SV% in four games (three starts) against Minnesota...Ray Emery made 42 saves in a 5-3 win in his only career start (11/20/06).

CONNECTIONS: Brunette skated six seasons (2001-04, 2008-11) with the Wild and ranks second on the team's leaders in goals (119), points (321) and PPG (55), and fourth in assists (202)...LW John Scott appeared in 71 games with Minnesota (2008-10)...D Nick Leddy was the Wild's first round pick (16th overall) in the 2009 NHL Entry Draft and is a native of Eden Prairie...Leddy was acquired from the Wild along with D Kim Johnsson in exchange for D Cam Barker (2/12/10)...D Sean O'Donnell was the Wild's first captain in 2000.

LAST TRADE BETWEEN BLACKHAWKS AND WILD: 2/2/10, Acquired D Cam Barker in exchange for D Kim Johnsson and D Nick Leddy.

2011-2012 MATCHUPS

Wed.	12/14	Xcel Energy Center	6:30 p.m.	Sun.	4/1	United Center	6:00 p.m.
Thur.	1/12	United Center	7:30 p.m.	Thur.	4/5	Xcel Energy Center	7:00 p.m.



COLORADO AVALANCHE

TEAM INFORMATION

Home Ice (Cap., Built)..... Pepsi Center (18,007, 1999)
 Mailing Address..... 1000 Chopper Circle
 Denver, CO 80204
 Telephone..... 303.405.1100
 Fax..... 303.893.0614
 Website..... coloradoavalanche.com
 Twitter..... @Avalanche
 Founded..... 1979-80 (Relocated from Quebec in 1995)
 Stanley Cup Titles..... 1996, 2001
 Colors..... Burgundy, Silver, Blue and Black

DIRECTORY

Owner..... E. Stanley Kroenke
 Governor..... Josh Kroenke
 President & Alternate Governor..... Pierre Lacroix
 General Manager & Alternate Governor..... Greg Sherman
 Head Coach..... Joe Sacco
 Assistant Coach..... Sylvain Lefebvre
 Assistant Coach..... Adam Deadmarsh

WILD VS. COLORADO AVALANCHE

2010-11 Wild Record: 4-2-0 (2-1-0 at Xcel Energy Center, 2-1-0 at Colorado)

All-Time Wild Record: 29-26-8 (17-10-4 at Xcel Energy Center, 12-16-4 at Colorado)

DATE	OPP.	Scoring By Period					Shots By Period					Power Plays	Penalties/Minutes	Game-Winning Goal	Goalie (Saves-Shots)	Attn.
		1	2	3	OT	F	1	2	3	OT	T					
11/27	COL	1	4	2	-	7	11	20	9	-	40	1-4	4-11	Shattenkirk	Budaj (28-32)	*18,007
	MIN	2	1	1	-	4	13	7	12	-	32	1-3	6-15	BACKSTROM (31-38); Theodore (2-2)		
12/23	COL	1	0	0	-	1	8	14	15	-	37	1-2	4-11	Hejduk	Anderson (11-14); Budaj (18-18)	16,323
	MIN	2	1	0	-	3	11	13	8	-	32	1-3	3-9	Cullen (1)	Backstrom (36-37)	
1/14	MIN	0	0	1	-	1	9	10	14	-	33	0-4	2-4	Anderson (32-33)	Anderson (21-25)	*18,218
	MIN	2	1	1	-	4	5	17	3	-	25	0-3	3-11	Bouchard (1)	Theodore (38-41)	
2/3	COL	0	1	2	-	3	12	10	19	-	41	0-3	4-11	Anderson (21-25)	Anderson (21-25)	13,818
	COL	1	0	1	-	2	10	10	5	-	25	0-4	6-12	ANDERSON (14-17); Budaj (7-7)		
2/9	MIN	2	1	0	-	3	14	4	6	-	24	1-4	6-12	Madden (3)	Backstrom (23-25)	*18,194
	COL	0	2	0	-	2	7	15	8	-	30	1-5	7-22	Budaj (20-24)		
3/8	MIN	1	1	3	-	5	5	11	9	-	25	1-5	5-10	Madden (4)	Backstrom (28-30)	*18,441
TOTALS		1	2	3	OT	F	1	2	3	OT	T	(Percentage)	Penalties/Minutes	Goalies	(Record, Saves-Shots)	
	COL	5	8	6	-	19	55	75	61	-	191	4-20 (20.0)	29-75	Anderson (1-3-0, 78-89); Budaj (1-1-0, 73-81)		
	MIN	9	5	6	-	20	57	62	52	-	171	4-22 (18.2)	25-61	Backstrom (3-1-0, 118-130); Khudobin (0-1-0, 14-17); Theodore (1-0-0, 40-43)		

SERIES NOTES

2010-11 RECAP: The Wild won the season series 4-2-0 and is 17-4-2 in the last 23 regular season meetings...C Matt Cullen led Minnesota with seven points (3-4=7) vs. the Avalanche...C Kyle Brodziak (4-2=6), RW Martin Havlat (2-4=6) and RW Antti Miettinen (2-4=6) scored six points each...G Niklas Backstrom was 3-1-0 with a 3.17 GAA and a .900 SV%...RW Milan Hejduk recorded seven points (4-3=7) against Minnesota...C Paul Stastny had five points (2-3=5)...RW David Jones (4-0=4), C Greg Mauldin (2-2=4) and D Ryan Wilson (1-3=4) had four points each...G Peter Budaj was 1-1-0 with a 2.64 GAA and a .930 SV% in four games.

WILD LEADERS: C Mikko Koivu has 28 points (11-17=28) in 39 games against Colorado...Cullen has 24 points (11-13=24) in 33 matches...D Marek Zidlicky owns 21 points (4-17=21) in 29 games.

WILD GOALIES: Backstrom is 17-4-2 with a 2.27 GAA, a .924 SV% and two shutouts in 23 starts against Colorado...Josh Harding is 3-2-1 with a 1.70 GAA, a .940 SV% and one shutout in seven career matches versus Colorado.

AVALANCHE LEADERS: Hejduk has 47 points (21-26=47) in 58 games against the Wild...He ranks first all-time vs. the Wild with 12 PPG, 2nd in goals, T-second in points and T-third in games played...Stastny has 24 points (9-15=24) in 31 contests.

AVALANCHE GOALIES: Jean-Sebastien Giguere is 9-9-5 with a 2.32 GAA, a .913 SV% and three shutouts in 23 regular season games versus the Wild, but is 5-0-0 with a 0.36 GAA, a .987 SV% and two shutouts in six playoff outings...Semyon Varlamov is 1-0-0 with a 1.00 GAA and a .967 SV% in one game against Minnesota.

CONNECTIONS: D Erik Johnson and C Ryan Stoa both hail from Bloomington, Minn. and played at the University of Minnesota...RW Chuck Kobasew skated 125 games over nearly two seasons (2009-11) with the Wild after being acquired from Boston.

LAST TRADE BETWEEN AVALANCHE AND WILD: 2/25/04, Acquired a 2005 fourth round pick - later traded to Ottawa (Cody Bass) - from Colorado in exchange for C Darby Hendrickson and a 2004 eighth round pick (Brandon Yip).

2011-2012 MATCHUPS

Thur.	11/17	Xcel Energy Center	7:00 p.m.	Thu.	2/2	Pepsi Center	8:00 p.m.
Mon.	12/26	Xcel Energy Center	5:00 p.m.	Sun.	3/4	Xcel Energy Center	6:00 p.m.
Tue.	1/24	Pepsi Center	8:00 p.m.	Tue.	3/6	Pepsi Center	8:00 p.m.



COLUMBUS BLUE JACKETS

TEAM INFORMATION

Home Ice (Cap., Built)..... Nationwide Arena (18,144, 2000)
 Mailing Address..... 200 W. Nationwide Blvd.
 Columbus, OH 43215
 Telephone..... 614.246.4625
 Fax..... 614.246.4007
 Website..... bluejackets.com
 Twitter..... @BlueJacketsNHL
 Founded..... 2000-01
 Stanley Cup Titles..... None
 Colors..... Red, White, Capital Blue and Electric Green

DIRECTORY

Majority Owner/Governor..... John P. McConnell
 President/Alternate Governor..... Mike Priest
 General Manager..... Scott Howson
 Head Coach..... Scott Arniel
 Assistant Coach..... Brad Berry
 Assistant Coach..... Todd Richards
 Assistant Coach..... Dan Hinote
 Goaltending Coach..... Ian Clark

WILD VS. COLUMBUS BLUE JACKETS

2010-11 Wild Record: 1-1-2 (0-1-1 at Xcel Energy Center, 1-0-1 at Columbus)

All-Time Wild Record: 19-14-6 (14-4-2 at Xcel Energy Center, 5-10-4 at Columbus)

DATE	OPP.	Scoring By Period					Shots By Period					Power Plays	Penalties/Minutes	Game-Winning Goal	Goalie (Saves-Shots)	Attn.
		1	2	3	OT	F	1	2	3	OT	T					
10/16	MIN	0	2	0	-	2	2	12	9	-	23	1-5	5-13	Umberger	Garon (21-23)	
	MIN	1	1	1	-	3	10	3	11	-	24	2-4	5-13	Clutterbuck (2)	Theodore (22-25)	17,336
11/6	CBJ	1	1	0	-	2	11	16	10	-	37	0-4	5-13	Umberger	Garon (21-24)	13,457
	MIN	1	1	1	0	3	11	14	11	4	40	0-7	6-18	Theodore	Theodore (19-22)	
12/27	CBJ	0	1	2	0	4	7	6	8	1	22	0-0	11-31	Wilson (SO)	Mason (37-40)	14,454
	CBJ	1	1	2	1	5	10	11	9	3	33	0-0	6-23	Vermette	Garon (32-36)	
3/19	MIN	1	1	2	0	4	14	9	10	3	36	0-1	4-11	Backstrom (28-33)	*18,305	
TOTALS		1	2	3	OT	F	1	2	3	OT	T	(Percentage)	Penalties/Minutes	Goalies	(Record, Saves-Shots)	
	CBJ	3	4	5	1	14	38	42	33	4	117	0-8 (0.0)	28-82	Garon (2-1-0, 74-83); Mason (1-0-0, 37-40)		
	MIN	3	5	4	0	12	37	38	41	7	123	3-17 (17.7)	20-55	Backstrom (0-1-1, 50-58); Theodore (1-0-1, 54-59)		

SERIES NOTES

2010-11 RECAP: The Wild went 1-1-2 against the Blue Jackets...C Mikko Koivu led Minnesota with five points (1-4=5) against Columbus...RW Cal Clutterbuck (4-0=4) and C Matt Cullen (0-4=4) had four points each...G Niklas Backstrom was 0-1-1 with a 3.90 GAA and a .862 SV%...G Jose Theodore was 1-0-1 with a 2.40 GAA and a .915 SV%...RW Rick Nash led Columbus with seven points (3-4=7)...C Derick Brassard (1-3=4), D Sami Lepisto (0-4=4), D Marc Methot (0-3=3) and RW Scottie Upshall (3-1=4) had four points each...G Mathieu Garon was 2-1-0 with a 2.97 GAA and a .894 SV%.

WILD LEADERS: D Marek Zidlicky has 33 points (7-26=33) in 38 contests against Columbus...Koivu has 20 points (7-13=20) in 20 games...RW Pierre-Marc Bouchard owns 20 points (7-13=20) in 24 contests.

WILD GOALIES: Backstrom is 7-3-1 with a 2.27 GAA and a .919 SV% in 12 starts against Columbus...Josh Harding is 1-2-0 with a 3.67 GAA and a .880 SV% in three appearances.

BLUE JACKETS LEADERS: Nash owns 23 points (13-10=23) in 28 games versus Minnesota...LW Kristian Huselius has 17 points (6-11=17) in 33 contests.

BLUE JACKETS GOALIES: Mason is 3-3-1 with a 2.66 GAA and a .907 SV% in seven starts versus the Wild.

CONNECTIONS: Columbus assistant coach Todd Richards served as the Wild's head coach from 2009-11...Darryl Sydor played 49 games for the Blue Jackets in 2003-04.

LAST TRADE BETWEEN BLUE JACKETS AND WILD: 3/1/11, Traded RW Petr Kalus to Columbus in exchange for future considerations.

2011-2012 MATCHUPS

Fri.	9/23	Xcel Energy Center	7:00 p.m. (preseason)	Tue.	11/15	Nationwide Arena	6:00 p.m.
Thur.	9/29	Nationwide Arena	6:00 p.m. (preseason)	Tue.	2/7	Nationwide Arena	6:00 p.m.
Sat.	10/8	Xcel Energy Center	7:00 p.m.	Sat.	2/11	Xcel Energy Center	7:00 p.m.



DALLAS STARS

TEAM INFORMATION

Home Ice (Cap., Built)..... American Airlines Center (18,532, 2001)
Mailing Address..... 2601 Avenue of the Stars
 Frisco, Texas 75034
Telephone..... 214.387.5500
Fax..... 214.387.5564
Website..... dallasstars.com
Twitter..... @DallasStars
Founded..... 1967-68 (Relocated from Minnesota in 1993)
Stanley Cup Titles..... 1999
Colors..... Green, Gold and Black

DIRECTORY

President..... Tony Tavares
Executive Vice President..... Robert Hutson
Executive Vice President..... Randy Lucey
General Manager..... Joe Nieuwendyk
Head Coach..... Glen Gulutzan
Associate Coach..... Willie Desjardins
Assistant Coach..... Paul Jerrard
Goaltending Coach..... Mike Valley

WILD VS. DALLAS STARS

2010-11 Wild Record: 1-2-1 (1-1-0 at Xcel Energy Center, 0-1-1 at Dallas)

All-Time Wild Record: 13-20-7 (10-8-2 at Xcel Energy Center, 3-12-5 at Dallas)

DATE	OPP.	Scoring By Period					Shots By Period					Power Plays	Penalties/ Minutes	Game-Winning Goal	Goalie (Saves-Shots)	Attn.
		1	2	3	OT	F	1	2	3	OT	T					
	MIN	0	1	2	0	3	7	15	9	0	31	0-3	7-14		Theodore	(29-33)
12/4	DAL	1	1	1	1	4	7	9	13	4	33	2-6	4-8	Robidas	Lehtonen (28-31)	14,344
	DAL	2	0	2	-	4	10	9	9	-	28	0-3	2-4	Daley	Raycroft	(26-26)
1/9	MIN	0	0	0	-	0	11	5	10	-	26	0-2	3-6		Theodore (24-28)	*18,082
	MIN	0	0	0	-	0	4	7	3	-	14	0-3	4-8		Theodore	(27-31)
3/11	DAL	1	3	0	-	4	9	13	9	-	31	0-4	3-6	Benn	Lehtonen (14-14)	14,545
	DAL	2	1	0	-	3	15	3	11	-	29	2-5	2-4		Lehtonen	(18-22)
4/10	MIN	1	2	2	-	5	9	8	6	-	23	1-2	5-10	Miettinen (4)	Theodore (26-29)	*18,504
TOTALS		1	2	3	OT	F	1	2	3	OT	T	Power Plays (Percentage)	Penalties/ Minutes		Goaltenders (Record, Saves-Shots)	
	DAL	6	5	3	1	15	41	34	42	4	121	4-18 (22.2)	13-26	Lehtonen (2-1-0, 60-67); Raycroft (1-0-0, 26-26)		
	MIN	1	3	4	0	8	31	35	28	0	94	1-10 (10.0)	19-38	Theodore (1-2-1, 106-121)		

SERIES NOTES

2010-11 RECAP: The Wild claimed a 5-3 win in the final game of the season to eliminate Dallas from the playoffs and snap a six-game losing streak against the Stars... C Mikko Koivu led Minnesota with three assists against Dallas this season... LW Pierre-Marc Bouchard (1-1=2), LW Andrew Brunette (0-2=2), RW Cal Clutterbuck (0-2=2), RW Chuck Kobasew (1-1=2) and RW Antti Miettinen (2-0=2) registered two points each... G Jose Theodore was 1-2-1 with a 3.69 GAA and a .870 SV%... C Brad Richards led the Stars with six points (1-5=6) against the Wild... RW Loui Eriksson had five assists... LW Jamie Benn (3-1=4), D Trevor Daley (2-2=4) and C Mike Ribeiro (1-3=4) had four points each... G Kari Lehtonen was 2-1-0 with a 2.31 GAA, a .933 SV% and one shutout.

WILD LEADERS: C Matt Cullen owns 21 points (10-11=21) in 39 contests... LW Dany Heatley has 19 points (5-14=19) in 19 games.

WILD GOALIES: Niklas Backstrom is 4-6-4 with a 2.75 GAA and a .898 SV% in 14 games (13 starts)... Josh Harding is 0-1-0 with a 4.35 GAA and a .866 SV% in three appearances.

STARS LEADERS: Eriksson has 21 points (6-15=21) in 20 contests... Ribeiro has 20 points (3-17=20) in 21 matches... LW Brenden Morrow has 20 points (9-11=20) in 32 games.

STARS GOALIES: Lehtonen is 3-3-0 with a 3.12 GAA, a .887 SV% and one shutout in six starts... Andrew Raycroft is 4-1-0 with a 2.06 GAA, a .925 SV% and one shutout in seven games (five starts).

CONNECTIONS: Rick Wilson spent 16 seasons with the Stars franchise... Darryl Sydor had three stints with Dallas (1995-2003, 2006-07, 2008-09), helping the Stars win a Stanley Cup in 1999... D Alex Goligoski (Grand Rapids) and C Toby Peterson (Minneapolis) are Minnesota natives.

LAST TRADE BETWEEN STARS AND WILD: Acquired D Martin Skoula and D Shawn Belle in exchange for D Willie Mitchell and a 2007 second round pick (Nico Sacchetti)

2011-2012 MATCHUPS

Sat. 1/21	Xcel Energy Center	8:00 p.m.	Fri. 2/24	American Airlines Center	7:30 p.m.
Sat. 2/4	American Airlines Center	7:00 p.m.	Tue. 3/13	Xcel Energy Center	7:00 p.m.



DETROIT RED WINGS

TEAM INFORMATION

Home Ice (Cap., Built)..... Joe Louis Arena (20,066, 1979)
Mailing Address..... 19 Steve Yzerman Drive
 Detroit, MI 48226
Telephone..... 313.394.7000
Fax..... 313.567.0296
Website..... detroitredwings.com
Twitter..... @DetroitRedWings
Founded..... 1926-27
Stanley Cup Titles..... 10; 1936, 1937, 1943, 1950, 1954
 1955, 1997, 1998, 2002, 2008
Colors..... Red and White

DIRECTORY

Owner/Governor..... Mike Ilitch
President/CEO..... Christopher Ilitch
Executive V.P./General Manager..... Ken Holland
Head Coach..... Mike Babcock
Assistant Coach..... Bill Peters
Assistant Coach..... Jeff Blashill
Goaltending Coach..... Jim Bedard

WILD VS. DETROIT RED WINGS

2010-11 Wild Record: 1-2-1 (0-1-1 at Xcel Energy Center, 1-0-1 at Detroit)

All-Time Wild Record: 10-22-8 (5-8-7 at Xcel Energy Center, 5-14-1 at Detroit)

DATE	OPP.	Scoring By Period					Shots By Period					Power Plays	Penalties/ Minutes	Game-Winning Goal	Goalie (Saves-Shots)	Attn.
		1	2	3	OT	F	1	2	3	OT	T					
	MIN	1	1	1	1	4	8	3	12	4	27	0-3	4-8	Madden (2)	Theodore (41-44)	
11/19	DET	0	1	2	0	3	9	18	12	5	44	1-4	3-6		Howard (23-27)	*20,066
	DET	2	2	0	-	4	13	9	5	-	27	1-6	7-14	Cleary	Howard (16-17)	
12/26	MIN	0	0	1	-	1	4	5	8	-	17	1-6	7-14		Backstrom (23-27)	*19,227
	DET	0	0	1	0	2	13	8	14	4	39	0-2	3-6	Datsyuk (SO)	Howard (25-26)	
2/20	MIN	0	0	1	0	1	8	5	11	2	26	0-3	2-4		Backstrom (38-39)	*18,912
	MIN	0	1	1	-	2	11	12	6	-	29	0-5	4-8		Theodore (30-34)	
4/3	DET	2	1	1	-	4	10	10	14	-	34	1-3	5-10	Holmstrom	Howard (27-29)	*20,066
TOTALS		1	2	3	OT	F	1	2	3	OT	T	Power Plays (Percentage)	Penalties/ Minutes		Goaltenders (Record, Saves-Shots)	
	DET	4	4	4	0	13	45	45	45	9	144	3-15 (20.0)	18-36		Howard (3-0-1, 91-99)	
	MIN	1	2	4	1	8	31	25	37	6	99	1-17 (05.9)	17-34	Backstrom (0-1-1, 61-66); Theodore (1-1-0, 71-78)		

SERIES NOTES

2010-11 RECAP: For the fourth consecutive season the Wild went 1-2-1 against the Red Wings... C John Madden scored in overtime to give Minnesota a 4-3 win at Joe Louis Arena (11/19)... RW Martin Havlat led the Wild with four points (1-3=4) against Detroit... D Brent Burns had three points (2-1=3)... G Niklas Backstrom was 0-1-1 with a 2.40 GAA and a .924 SV%... LW Henrik Zetterberg led the Red Wings in scoring with four points (1-3=4)... RW Patrick Eaves (1-2=3), RW Johan Franzen (2-1=3), RW Tomas Holmstrom (2-1=3), D Nicklas Lidstrom (2-1=3) and D Brian Rafalski (0-3=3) had three points each... G Jimmy Howard was 3-0-1 with a 1.93 GAA and a .914 SV%.

WILD LEADERS: D Marek Zidlicky leads the Wild against the Red Wings with 19 points (1-18=19) in 37 games... LW Dany Heatley has 10 points (4-6=10) in 13 matches.

WILD GOALIES: Backstrom is 1-4-3 with a 3.24 GAA and a .911 SV% in 10 games (eight starts) against the Red Wings... Josh Harding is 2-4-1 with a 3.59 GAA and a .901 SV% in eight career appearances.

RED WINGS LEADERS: RW Todd Bertuzzi has 32 points (14-18=32) in 45 games against Minnesota... Lidstrom owns 28 points (7-21=28) in 40 matches... C Mike Modano owns 27 points (9-18=27) in 36 contests... RW Danny Cleary has 26 points (12-14=26) in 40 contests... Zetterberg owns 26 points (13-13=26) in 29 games.

RED WINGS GOALIES: Howard is 6-1-1 with a 2.19 GAA and a .910 SV% in eight starts versus Minnesota... Ty Conklin is 2-4-2 with a 2.12 GAA and a .912 SV% in 13 appearances against the Wild... Joey MacDonald made 35 saves in a (12/19/08) 4-1 loss with the Islanders in his only start against Minnesota.

CONNECTIONS: Red Wings head coach Mike Babcock led the Red Wings to a Stanley Cup title in 2007-08, defeating the Pittsburgh Penguins, who featured Minnesota head coach Mike Yeo as an assistant.

LAST TRADE BETWEEN RED WINGS AND WILD: None

2011-2012 MATCHUPS

Sat. 10/15	Xcel Energy Center	7:00 p.m.	Tue. 11/1	Joe Louis Arena	6:30 p.m.
Sat. 10/29	Xcel Energy Center	7:00 p.m.	Fri. 3/2	Joe Louis Arena	6:30 p.m.



EDMONTON OILERS

TEAM INFORMATION

Home Ice (Cap., Built)..... Rexall Place (16,839, 1974)
 Mailing Address..... 11230 – 110th Street
 Edmonton, Alberta T6S 3H7
 Telephone..... 780.414.4000
 Fax..... 780.409.5848
 Website..... edmontonoilers.com
 Twitter..... @NHL_Oilers
 Founded..... 1979-80
 Stanley Cup Titles..... 1984, 1985, 1987, 1988, 1990
 Colors..... Midnight Blue, White, Metallic Copper, Red

DIRECTORY

Owner & Governor..... Daryl A. Katz
 President & Chief Executive Officer..... Patrick LaForte
 President of Hockey Operations..... Kevin Lowe
 General Manager..... Steve Tambellini
 Head Coach..... Tom Renney
 Associate Coach..... Ralph Krueger
 Assistant Coach..... Kelly Buchburger
 Assistant Coach..... Steve Smith
 Goaltending Coach..... Frederic Chabot

WILD VS. EDMONTON OILERS

2010-11 Wild Record: 6-0-0 (3-0-0 at Xcel Energy Center, 3-0-0 at Edmonton)

All-Time Wild Record: 34-20-9 (20-9-2 at Xcel Energy Center, 14-11-7 at Edmonton)

DATE	OPP.	Scoring By Period					Shots By Period				Power Plays	Penalties/ Minutes	Game-Winning Goal	Goalie (Saves-Shots)	Attn.
		1	2	3	OT	F	1	2	3	OT					
10/14	EDM	0	2	0	–	2	10	6	10	–	26	1-7	7-14	Khabibulin	(20-24)
	MIN	1	2	1	–	4	5	11	8	–	24	4-6	8-16	Koivu (1)	*18,449
	MIN	3	0	1	–	4	7	8	10	–	25	1-3	10-20	Latendresse (1)	
10/21	EDM	1	0	1	–	2	9	15	12	–	36	2-10	5-18	Khabibulin (21-24)	*16,839
	MIN	2	0	2	–	4	8	9	9	–	26	1-3	12-46	Burns (3)	(31-32)
1/18	EDM	0	0	1	–	1	11	12	9	–	32	1-7	8-38	Khabibulin (22-26)	*16,839
	EDM	0	1	0	–	1	8	7	6	–	21	0-6	6-20	Khabibulin (19-23)	
2/22	MIN	0	1	3	–	4	5	7	11	–	23	1-4	8-24	Brodziak (1)	17,321
	EDM	0	1	1	–	2	9	13	13	–	35	2-6	7-14	Khabibulin	(18-22)
3/31	MIN	2	2	0	–	4	9	10	3	–	22	1-6	6-14	Staubitz (1)	*18,120
	MIN	1	1	1	–	3	7	6	14	–	27	1-7	10-53	Spurgeon (1)	Theodore (28-29)
4/8	EDM	0	1	0	–	1	8	15	6	–	29	0-3	13-69	Dubnyk (24-26)	*16,839
TOTALS		1	2	3	OT	F	1	2	3	OT	T	Power Plays (Percentage)	Penalties/ Minutes	Goaltenders (Record, Saves-Shots)	
	EDM	1	5	3	–	9	55	68	56	–	179	6-39 (15.4)	46-173	Dubnyk (0-1-0, 24-26); Khabibulin (0-5-0, 100-119)	
	MIN	9	6	8	–	23	41	51	55	–	147	9-29 (31.0)	54-173	Backstrom (4-0-0, 111-118); Khudobin (1-0-0, 31-32); Theodore (1-0-0, 28-29)	

SERIES NOTES

2010-11 RECAP: Minnesota swept the season series against Edmonton... LW Pierre-Marc Bouchard led the Wild with nine points (2-7=9)... C Mikko Koivu had eight points (2-6=8)... D Brent Burns (3-3=6) and C Matt Cullen (2-4=6) had six points each... G Niklas Backstrom was 4-0-0 with a 1.75 GAA and a .941 SV%... D Tom Gilbert led Edmonton with three points (2-1=3) against the Wild... G Nikolai Khabibulin was 0-5-0 with a 3.86 GAA and a .840 SV%.

WILD LEADERS: Bouchard leads the Wild against the Oilers with 38 points (10-28=38) in 38 contests, his highest point total versus any team... Koivu has 30 points (3-27=30) in 40 games.

WILD GOALIES: Backstrom is 18-2-1 with a 1.74 GAA, a .935 SV% and four shutouts in 23 starts against the Oilers... At home he is 14-0-0 with a 1.21 GAA, a .954 SV% and four shutouts... Josh Harding is 2-4-1 with a 2.59 GAA and a .915 SV% in 10 games.

OILERS LEADERS: C Ryan Smyth leads Edmonton in career scoring against Minnesota with 35 points (16-19=35) in 51 games... Smyth ranks tied for fifth all-time in goals versus the Wild, seventh in points, tied for third in PPG (7) and tied for third in GWG (3)... C Shawn Horcoff has 25 points (9-16=25) in 50 contests... Hemsley has 15 points (7-8=15) in 39 games.

OILERS GOALIES: Khabibulin is 4-12-2 with a 2.80 GAA, a .889 SV% and one shutout in 18 starts... Devan Dubnyk is 1-1-0 with a 1.50 GAA in two starts... Yann Danis is 0-1-0 with a 6.00 GAA and a .786 SV%.

CONNECTIONS: C Kyle Brodziak was acquired from Edmonton in a trade (6/27/09)... He was drafted by the Oilers in the seventh round in 2003, and spent parts of four seasons in Edmonton (2005-09)... Gilbert (Minneapolis) is a Minnesota native... D Taylor Chorney was born in Thunder Bay, Ont., but was raised in Hastings, Minn... LW Ryan Jones was drafted by the Wild in the fourth round of the 2004 NHL Entry Draft... C Sam Gagner's father, Dave, played for the Minnesota North Stars... C Eric Belanger collected 108 points (39-69=108) in 214 games with the Wild (2007-10)... D Andy Sutton spent parts of two seasons (2000-02) with the Wild... C Chris VandeVelde is a native of Moorhead, Minn... D Cam Barker skated 71 games with the Wild from 2010-11.

LAST TRADE BETWEEN OILERS AND WILD: 6/27/09, Acquired Kyle Brodziak in exchange for a 2009 fourth round pick (Kyle Bigos) and a 2009 fifth round pick (Olivier Roy).

2011-2012 MATCHUPS

Tue.	9/20	Rexall Place	8:00 p.m. (preseason)	Fri.	11/25	Xcel Energy Center	3:00 p.m.
Fri.	9/30	Xcel Energy Center	7:00 p.m. (preseason)	Wed.	11/30	Rexall Place	8:30 p.m.
Thur.	10/13	Xcel Energy Center	7:00 p.m.	Thur.	12/22	Rexall Place	8:30 p.m.
Thur.	10/20	Rexall Place	8:30 p.m.	Thur.	12/29	Xcel Energy Center	7:00 p.m.



FLORIDA PANTHERS

TEAM INFORMATION

Home Ice (Cap., Built)..... BankAtlantic Center (19,250, 1998)
 Mailing Address..... One Panther Parkway
 Sunrise, FL 33323
 Telephone..... 954.835.7000
 Fax..... 954.835.7700
 Website..... floridapanthers.com
 Twitter..... @FlaPanthers
 Founded..... 1993-94
 Stanley Cup Titles..... None
 Colors..... Red, Navy, Yellow and Gold

DIRECTORY

General Partner/Chairman of the Board/CEO/Governor..... Cliff Viner
 President/Chief Operating Officer..... Michael Yormark
 General Manager..... Dale Tallon
 Head Coach..... Kevin Dineen
 Assistant Coach..... Craig Ramsay
 Assistant Coach..... Gord Murphy
 Goaltending Coach..... Robb Tallas

WILD VS. FLORIDA PANTHERS

2010-11 Wild Record: 0-1-0 (Did not play at Xcel Energy Center, 0-1-0 at Florida)

All-Time Wild Record: 7-2-2 (3-0-2 at Xcel Energy Center, 4-2-0 at Florida)

DATE	OPP.	Scoring By Period					Shots By Period				Power Plays	Penalties/ Minutes	Game-Winning Goal	Goalie (Saves-Shots)	Attn.	
		1	2	3	OT	F	1	2	3	OT						T
11/12	FLA	2	0	0	–	2	13	10	4	–	27	0-4	4-8	Santorelli	Vokoun (22-23)	15,043
TOTALS		1	2	3	OT	F	1	2	3	OT	T	Power Plays (Percentage)	Penalties/ Minutes	Goaltenders (Record, Saves-Shots)		
	FLA	2	0	0	–	2	13	10	4	–	27	0-4 (0.0)	4-8	Vokoun (1-0-0, 22-23)		
	MIN	1	0	0	–	1	8	5	10	–	23	1-3 (33.3)	7-25	Theodore (0-1-0, 25-27)		

SERIES NOTES

2010-11 RECAP: Florida defeated the Wild 2-1 in Sunrise (11/12) as all three goals were scored in the first period... RW Cal Clutterbuck's power-play goal cut an early two-goal deficit in half, but G Tomas Vokoun made 22 saves... G Jose Theodore countered with 25 stops.

WILD LEADERS: LW Dany Heatley leads the Wild with 31 points (17-14=31) in 29 games against the Panthers... C Matt Cullen has posted 26 points (10-16=26) in 40 contests.

WILD GOALIES: Niklas Backstrom is 3-0-1 with a 1.96 GAA and a .940 SV% in four starts versus Florida.

PANTHERS LEADERS: D Ed Jovanovski has a Panthers-best 17 points (5-12=17) against Minnesota in 37 games... C Steve Reinprecht has 15 points (4-11=15) in 36 games.

PANTHERS GOALIES: Jose Theodore is 3-4-2 with a 2.33 GAA, a .914 SV% and one shutout in nine games (seven starts) against the Wild.

CONNECTIONS: Wild General Manager Chuck Fletcher spent nine years (1993-2002) in the Panthers front office, working seven seasons as Assistant General Manager and one as Interim General Manager... Wild Assistant General Manager Brent Flahr worked in the Panthers front office from 1996-2003... G Jose Theodore went 15-11-3 with the Wild in 2010-11.

LAST TRADE BETWEEN PANTHERS AND WILD: 6/26/10, Acquired a 2010 second round pick (Jason Zucker) in exchange for a third round pick (Joe Basaraba) and fourth round pick (Joonas Donskoi).

2011-2012 MATCHUPS

Thur.	2/23	BankAtlantic Center	6:30 p.m.	Thur.	3/29	Xcel Energy Center	7:00 p.m.
-------	------	---------------------	-----------	-------	------	--------------------	-----------



LOS ANGELES KINGS

TEAM INFORMATION

Home Ice (Cap., Built).....STAPLES Center (18,118, 1999)
 Mailing Address.....1111 South Figueroa St.
 Los Angeles, CA 90015
 Telephone.....213.742.7100
 Fax.....213.742.7791
 Website.....lakings.com
 Twitter.....@LAKingsHockey
 Founded.....1967-68
 Stanley Cup Titles.....None
 Colors.....Purple, Silver, Black and White

DIRECTORY

Owner.....Philip F. Anschutz
 Owner.....Edward P. Roski, Jr.
 Chief Operating Officer/Chief Financial Officer.....Dan Beckerman
 President/General Manager.....Dean Lombardi
 President, Business Operations.....Luc Robitaille
 Head Coach.....Terry Murray
 Assistant Coach.....John Stevens
 Assistant Coach.....Jamie Kompon
 Goaltending Coach.....Bill Ranford

WILD VS. LOS ANGELES KINGS

2010-11 Wild Record: 2-1-1 (1-0-1 at Xcel Energy Center, 1-0-1 at Los Angeles)

All-Time Wild Record: 17-13-10 (8-6-6 at Xcel Energy Center, 9-7-4 at Los Angeles)

DATE	OPP.	Scoring By Period					Shots By Period				Power Plays	Penalties/Minutes	Game-Winning Goal	Goalie (Saves-Shots)	Attn.	
		1	2	3	OT	F	1	2	3	OT						T
	LA	1	1	0	0	3	10	13	8	3	34	2-7	5-21	Handzus (SO)	Quick (20-22)	
10/25	MIN	2	0	0	0	2	9	7	5	1	22	0-4	7-14	Backstrom (32-34)	17,094	
	MIN	1	1	0	1	3	7	7	4	3	21	1-4	10-28	Burns (1)	Theodore (24-26)	
12/11	LA	0	1	1	0	2	7	11	7	1	26	1-9	7-20	Quick (18-21)	*18,118	
	LA	0	0	0	0	0	8	13	4	2	27	0-2	2-4	Bernier (25-25)		
2/1	MIN	0	0	0	0	1	7	7	9	2	25	0-2	2-4	Bouchard (SO)	Backstrom (27-27)	17,504
	MIN	0	2	0	-	2	6	13	8	-	27	1-5	4-8	Backstrom (26-29)		
2/24	LA	1	1	2	-	4	13	12	5	-	30	1-4	5-10	Doughty	Bernier (25-27)	*18,118
TOTALS		1	2	3	OT	F	1	2	3	OT	T	Power Plays (Percentage)	Penalties/Minutes	Goalies (Record, Saves-Shots)	Goaltenders	
	LA	2	3	3	0	9	38	49	24	6	117	4-22 (18.2)	19-55	Bernier (1-0-1, 50-52); Quick (1-0-1, 38-43)		
	MIN	3	3	0	1	8	29	34	26	6	95	2-15 (13.3)	23-54	Backstrom (1-1-1, 85-90); Theodore (1-0-0, 24-26)		

SERIES NOTES

2010-11 RECAP: Minnesota went 2-1-1 against Los Angeles as three of the four games were decided after regulation...D Brent Burns led the Wild with four points (2-2=4) against the Kings...C Mikko Koivu (1-1=2) and LW Eric Nystrom (1-1=2) had two points each...G Niklas Backstrom was 1-1-1 with a 1.59 GAA, a .944 SV% and one shutout...G Jose Theodore made 24 saves in a 3-2 OT win at Los Angeles (12/11)...C Anze Kopitar led the Kings with six points (2-4=6) against the Wild...RW Dustin Brown had four points (1-3=4)...G Jonathan Bernier started the last two meetings and was 1-0-1 with a 0.96 GAA, a .962 SV% and one shutout...G Jonathan Quick was 1-0-1 with a 2.35 GAA and a .884 SV%.

WILD LEADERS: C Matt Cullen leads the Wild in scoring versus the Kings with 19 points (5-14=19) in 35 contests...Koivu owns 18 points (3-15=18) in 19 matches.

WILD GOALIES: Backstrom is 5-4-3 with a 2.24 GAA, a .924 SV% and two shutouts in 13 career starts versus the Kings...Josh Harding is 2-2-0 with a 2.36 GAA and a .917 SV% in five games (three starts).

KINGS LEADERS: C Jarrett Stoll paces the Kings with 19 points (8-11=19) in 36 games versus Minnesota...Kopitar owns 15 points (7-8=15) in 20 matches.

KINGS GOALIES: Bernier is 1-0-1 with a 0.96 GAA, a .962 SV% and one shutout in two career starts versus Minnesota...Quick is 6-2-1 with a 2.51 GAA and a .895 SV% in nine starts.

CONNECTIONS: Rick Wilson spent three seasons as an Assistant Coach with Los Angeles (1989-92)...Darryl Sydor skated his first five NHL seasons with the Kings (1991-96), who drafted him seventh overall in 1990...D Willie Mitchell skated in 288 games with Minnesota in parts of five seasons (2000-06).

LAST TRADE BETWEEN KINGS AND WILD: 6/24/06, Acquired C Pavol Demitra for C Patrick O'Sullivan and a 2006 first round pick (Trevor Lewis).

2011-2012 MATCHUPS

Sat.	11/12	STAPLES Center	9:30 p.m.	Tue.	2/28	Xcel Energy Center	6:30 p.m.
Thur.	12/8	STAPLES Center	9:30 p.m.	Sat.	3/31	Xcel Energy Center	7:00 p.m.



MONTREAL CANADIENS

TEAM INFORMATION

Home Ice (Cap., Built).....Bell Centre (21,273, 1996)
 Mailing Address.....1260 de La Gauchetiere St. W.
 Montreal, Quebec H3B 5E8
 Telephone.....514.932.2582
 Fax.....514.932.8285
 Website.....canadiens.com
 Twitter.....@CanadiensMTL
 Founded.....1909-10
 Stanley Cup Titles.....24; 1916, 1924, 1930, 1931, 1944, 1946, 1953, 1956, 1957, 1958, 1959, 1960, 1965, 1966, 1968, 1969, 1971, 1973, 1976, 1977, 1978, 1979, 1986, 1993
 Colors.....Red, White and Blue

DIRECTORY

CEO/Owner.....Geoff Molson
 COO.....Kevin Gilmore
 Executive Vice President/General Manager.....Pierre Gauthier
 Head Coach.....Jacques Martin
 Assistant Coach.....Perry Pearn
 Assistant Coach.....Randy Cunneyworth
 Assistant Coach.....Randy Ladouceur
 Goaltending Coach.....Pierre Groulx

WILD VS. MONTREAL CANADIENS

2010-11 Wild Record: 0-1-0 (0-1-0 at Xcel Energy Center, Did not play at Montreal)

All-Time Wild Record: 4-4-2 (2-2-1 at Xcel Energy Center, 2-2-1 at Montreal)

DATE	OPP.	Scoring By Period					Shots By Period				Power Plays	Penalties/Minutes	Game-Winning Goal	Goalie (Saves-Shots)	Attn.	
		1	2	3	OT	F	1	2	3	OT						T
	MTL	2	4	2	-	8	11	13	8	-	32	1-5	6-23	Kostitsyn	Auld	(30-31)
3/20	MIN	0	0	1	-	1	12	8	11	-	31	1-3	8-27	THEODORE (14-19); Backstrom (10-13)	*18,595	
TOTALS		1	2	3	OT	F	1	2	3	OT	T	Power Plays (Percentage)	Penalties/Minutes	Goalies (Record, Saves-Shots)	Goaltenders	
	MTL	2	4	2	-	8	11	13	8	-	32	1-5 (20.0)	6-23	Auld (1-0-0, 30-31)		
	MIN	0	0	1	-	1	12	8	11	-	31	1-3 (33.3)	8-27	Backstrom (0-0-0, 10-13); Theodore (0-1-0, 14-19)		

SERIES NOTES

2010-11 RECAP: The Canadiens defeated the Wild 8-1 at Xcel Energy Center (3/20), the most goals ever scored by an opponent in St. Paul...D P.K. Subban tallied three goals and one assist, one of six Habs with at least two points...Montreal scored seven of its eight goals at even strength.

WILD LEADERS: LW Dany Heatley has 50 points (23-27=50) in 40 games against Montreal, his third most points against any team...C Matt Cullen has posted 23 points (11-12=23) in 32 games.

WILD GOALIES: Niklas Backstrom is 1-1-0 with a 2.76 GAA and a .910 SV% in three games (two starts) against the Canadiens...Josh Harding is 0-1-0 with a 2.03 GAA and a .905 SV%.

CANADIENS LEADERS: LW Mike Cammalleri has 12 points (5-7=12) in 22 games against Minnesota...DJaroslav Spacek has 11 points (0-11=11) in 23 contests, and C Scott Gomez also has 11 points (1-10=11) in 11 games.

CANADIENS GOALIES: Peter Budaj is 9-9-3 with a 2.63 GAA and a .899 SV% in 24 games versus the Wild...Carey Price is 1-1-0 with a 2.05 GAA and a .920 SV% in two contests.

CONNECTIONS: LW Guillaume Latendresse was drafted in the second round (No. 45 overall) by the Canadiens in 2005 and skated parts of four seasons with Montreal, which traded him to the Wild on Nov. 23, 2009 in exchange for LW Benoit Pouliot...Wild Coordinator of Amateur Scouting Guy Lapointe helped the Habs to six Stanley Cup championships.

LAST TRADE BETWEEN CANADIENS AND WILD: 11/23/09, Acquired LW Guillaume Latendresse in exchange for LW Benoit Pouliot.

2011-2012 MATCHUPS

Thur.	3/1	Bell Centre	6:00 p.m.
-------	-----	-------------	-----------



NASHVILLE PREDATORS

TEAM INFORMATION

Home Ice (Cap., Built)..... Bridgestone Arena (17,113, 1998)
 Mailing Address..... 501 Broadway
 Nashville, TN 37203
 Telephone..... 615.770.2300
 Fax..... 615.770.2309
 Website..... nashvillepredators.com
 Twitter..... @PredsNHL
 Founded..... 1998-99
 Stanley Cup Titles..... None
 Colors..... Orange, Yellow, Blue, Metallic Silver and Steel

DIRECTORY

Chairman and Alternate Governor..... Thomas Cigarran
 President/COO..... Sean Henry
 President of Hockey Operations/General Manager..... David Poile
 Head Coach..... Barry Trotz
 Associate Coach..... Peter Horachek
 Assistant Coach..... Lane Lambert
 Goaltending Coach..... Mitch Korn

WILD VS. NASHVILLE PREDATORS

2010-11 Wild Record: 1-3-0 (1-1-0 at Xcel Energy Center, 0-2-0 at Nashville)

All-Time Wild Record: 17-18-5 (11-6-3 at Xcel Energy Center, 6-12-2 at Nashville)

DATE	OPP.	Scoring By Period					Shots By Period					Power Plays	Penalties/Minutes	Game-Winning Goal	Goalie (Saves-Shots)	Attn.
		1	2	3	OT	F	1	2	3	OT	T					
	NSH	0	0	2	-	2	6	14	14	-	34	2-5	3-9		RINNE (6-9); Lindback (12-14)	17,814
11/26	MIN	3	1	1	-	5	9	7	7	-	23	0-2	6-15	Havlat (2)	Theodore (32-34)	17,814
	NSH	1	1	2	-	4	12	10	10	-	32	0-1	4-8	Hornqvist	Rinne (22-23)	
12/31	MIN	0	0	1	-	1	9	10	4	-	23	0-4	1-2		Backstrom (28-30) *18,285	
	MIN	1	0	0	-	1	9	12	5	-	26	0-3	2-4	THEODORE (21-25); Khudobin (4-5)		
1/11	NSH	1	1	3	-	5	6	10	14	-	30	0-2	3-6	Legwand	Rinne (25-26)	15,311
	MIN	0	0	0	-	0	5	4	10	-	19	0-1	4-8		Backstrom (27-31)	
3/10	NSH	3	0	1	-	4	15	9	7	-	31	0-3	2-4	Ward	Rinne (19-19)	15,343
TOTALS		1	2	3	OT	F	1	2	3	OT	T	Power Plays (Percentage)	Penalties/Minutes	Goaltenders (Record, Saves-Shots)		
	NSH	5	2	8	-	15	39	43	45	-	127	2-11 (18.2)	12-27	Lindback (0-0-0, 12-14); Rinne (3-1-0, 72-77)		
	MIN	4	1	2	-	7	32	33	26	-	91	0-10 (0.0)	13-29	Backstrom (0-2-0, 55-61); Khudobin (0-0-0, 4-5); Theodore (1-1-0, 53-59)		

SERIES NOTES

2010-11 RECAP: Minnesota won the first meeting but lost the next three by a combined margin of 13-2...RW Martin Havlat led the Wild in scoring against the Predators with four points (2-2=4)...D Marek Zidlicky scored three points (1-2=3) in two games...G Jose Theodore was 1-1-0 with a 3.25 GAA and a .898 SV%...G Niklas Backstrom was 0-2-0 with a 3.03 GAA and a .902 SV%...C David Legwand (1-4=5) and RW Joel Ward (3-2=5) led Nashville with five points each against Minnesota...C Nick Spaling (4-0=4) and D Shea Weber (0-4=4) had four points each...G Pekka Rinne was 3-1-0 with a 1.50 GAA, a .935 SV% and one shutout.

WILD LEADERS: C Mikko Koivu owns 22 points (7-15=22) in 20 matches versus Nashville, while LW Dany Heatley has 17 points (8-9=17) in 13 contests.

WILD GOALIES: Backstrom is 7-4-0 with a 3.03 GAA and a .903 SV% in 11 games (nine starts) versus Nashville...Josh Harding is 3-4-0 with a 3.01 GAA and a .908 SV% in seven appearances against the Predators.

PREDATORS LEADERS: RW Martin Erat has 24 points (11-13=24) in 29 matches... Legwand owns 19 points (6-13=19) in 35 contests.

PREDATORS GOALIES: Rinne is 6-2-1 with a 2.05 GAA, a .919 SV% and three shutouts in 10 games (eight starts) vs. the Wild...Anders Lindback is 0-0-0 with a 3.00 GAA and a .857 SV% in one game.

CONNECTIONS: D Greg Zanon skated in 230 games with Nashville in parts of four seasons (2005-09)...Zidlicky was acquired from the Predators in exchange for Ryan Jones and a 2009 second round pick (7/1/08)...He collected 175 points (35-140=175) in 307 games with Nashville (2003-08).

LAST TRADE BETWEEN PREDATORS AND WILD: 7/1/08, Acquired D Marek Zidlicky in exchange for C Ryan Jones and a 2009 second round pick (Charles-Olivier Rousseau).

2011-2012 MATCHUPS

Wed.	11/23	Xcel Energy Center	7:00 p.m.	Tue.	1/31	Xcel Energy Center	7:00 p.m.
Wed.	12/28	Bridgestone Arena	7:00 p.m.	Tue.	4/3	Bridgestone Arena	7:00 p.m.



NEW JERSEY DEVILS

TEAM INFORMATION

Home Ice (Cap., Built)..... Prudential Center (17,625, 2007)
 Mailing Address..... 165 Mulberry Street
 Newark, NJ 07102
 Telephone..... 973.757.6100
 Fax..... 973.757.6399
 Website..... newjerseydevils.com
 Twitter..... @NJHDevils
 Founded..... 1974-75 (Relocated from Colorado in 1982)
 Stanley Cup Titles..... 1995, 2000, 2003
 Colors..... Red, Black and White

DIRECTORY

Chairman..... Jeff Vanderbeek
 President/CEO/General Manager..... Lou Lamoriello
 Head Coach..... Peter DeBoer
 Assistant Coach..... Larry Robinson
 Assistant Coach..... Adam Oates
 Assistant Coach..... Dave Barr
 Goaltending Coach..... Chris Terreri

WILD VS. NEW JERSEY DEVILS

2010-11 Wild Record: 1-0-0 (Did not play at Xcel Energy Center, 1-0-0 at New Jersey)

All-Time Wild Record: 2-5-4 (1-2-2 at Xcel Energy Center, 1-3-2 at New Jersey)

DATE	OPP.	Scoring By Period					Shots By Period					Power Plays	Penalties/Minutes	Game-Winning Goal	Goalie (Saves-Shots)	Attn.
		1	2	3	OT	F	1	2	3	OT	T					
	MIN	1	0	1	-	2	8	4	6	-	18	0-0	5-10	Stoner (1)	Theodore (21-22)	
1/4	NJ	0	1	0	-	1	1	14	7	-	22	0-3	2-4		Hedberg (16-18)	13,257
TOTALS		1	2	3	OT	F	1	2	3	OT	T	Power Plays (Percentage)	Penalties/Minutes	Goaltenders (Record, Saves-Shots)		
	NJ	0	1	0	-	1	1	14	7	-	22	0-3 (0.0)	2-4	Hedberg (0-1-0, 16-18)		
	MIN	1	0	1	-	2	8	4	6	-	18	0-0 (0.0)	5-10	Theodore (1-0-0, 21-22)		

SERIES NOTES

2010-11 RECAP: Minnesota defeated the Devils 2-1 in Newark (1/4) as part of a 3-0-0 eastern road trip...RW Cal Clutterbuck and D Clayton Stoner each had a goal...G Jose Theodore made 21 saves.

WILD LEADERS: LW Dany Heatley has posted 24 points (9-15=24) in 28 games against the Devils...C Matt Cullen owns eight points (2-6=8) in 31 matches.

WILD GOALIES: Niklas Backstrom is 0-2-1 with a 3.87 GAA and a .848 SV% in three games against New Jersey...Josh Harding is 0-0-0 with a 2.07 GAA and a .944 SV% in one relief appearance.

DEVILS LEADERS: LW Patrik Elias has eight points (4-4=8) in 10 games versus the Wild...RW Ilya Kovalchuk has five points (4-1=5) in seven contests, and C Dainius Zubrus has five points (3-2=5) in nine games.

DEVILS GOALIES: Martin Brodeur is 7-1-2 with a 2.23 GAA, a .925 SV% and one shutout in 10 games against Minnesota...Johan Hedberg is 4-2-3 with a 2.00 GAA and a .922 SV% in 10 appearances.

CONNECTIONS: LW Zach Parise is a native of Minneapolis...Devils special assistant Jacques Lemaire coached the Wild from 2000-09.

LAST TRADE BETWEEN DEVILS AND WILD: 6/16/11, Acquired C David McIntyre in exchange for D Maxim Noreau.

2011-2012 MATCHUPS

Fri.	12/2	Xcel Energy Center	7:00 p.m.
------	------	--------------------	-----------



NEW YORK ISLANDERS

TEAM INFORMATION

Home Ice (Cap., Built).....Nassau Veterans' Memorial Coliseum (16,234, 1972)
Mailing Address.....1535 Old Country Road
 Plainview, NY 11803
Telephone.....516.501.6700
Fax.....516.501.6850
Website.....newyorkislanders.com
Twitter.....@NYIslanders
Founded.....1972-73
Stanley Cup Titles.....1980, 1981, 1982, 1983
Colors.....Navy Blue and Orange

DIRECTORY

Owner & Governor.....Charles B. Wang
General Manager & Alternate Governor.....Garth Snow
Head Coach.....Jack Capuano
Assistant Coach.....Dean Chynoweth
Assistant Coach.....Scott Allen
Goaltending Coach.....Mike Dunham

WILD VS. NEW YORK ISLANDERS

2010-11 Wild Record: 0-1-0 (Did not play at Xcel Energy Center, 0-1-0 at New York)

All-Time Wild Record: 8-4-0 (5-1-0 at Xcel Energy Center, 3-3-0 at New York)

DATE	OPP.	Scoring By Period					Shots By Period				Power Plays	Penalties/ Minutes	Game-Winning Goal	Goalie (Saves-Shots)	Attn.	
		1	2	3	OT	F	1	2	3	OT						T
3/2	NYI	2	2	0	-	4	17	16	8	-	41	2-3	6-34	Okposo	Montoya (33-34)	7,098
TOTALS		1	2	3	OT	F	1	2	3	OT	T	(Percentage)	Penalties/ Minutes	Goaltenders (Record, Saves-Shots)		
	NYI	2	2	0	-	4	17	16	8	-	41	2-3 (66.7)	6-34	Montoya (1-0-0, 33-34)		
	MIN	0	0	1	-	1	10	10	14	-	34	0-3 (0.0)	6-23	Backstrom (0-1-0, 16-19); Theodore (0-0-0, 21-22)		

SERIES NOTES

2010-11 RECAP: The Islanders knocked off the Wild 4-1 in Uniondale (3/2) in a game marred by a LW Trevor Gillies hit on RW Cal Clutterbuck that drew Gillies a 10-game suspension...LW Blake Comeau scored twice, while C Frans Nielsen had three assists...G AI Montoya made 33 stops...C John Madden scored for the Wild.

WILD LEADERS: LW Dany Heatley has posted 25 points (14-11=25) in 24 games against the Islanders...C Matt Cullen has 22 points (10-12=22) in 32 games.

WILD GOALIES: Niklas Backstrom is 4-1-0 with a 2.50 GAA and a .913 SV% in five starts versus the Islanders.

ISLANDERS LEADERS: D Mark Eaton leads New York with four points (1-3=4) against the Wild in 20 games.

ISLANDERS GOALIES: Rick DiPietro is 2-1-1 with a 2.75 GAA and a .851 SV% in four appearances versus the Wild...AI Montoya is 1-0-0 with a 1.00 GAA and a .971 SV%...Evgeni Nabokov is 16-8-3 with a 2.09 GAA, a .919 SV% and three shutouts in 27 starts against Minnesota.

CONNECTIONS: C Eric Nystrom is from Long Island (Syosset) and his father Bob played all 14 of his NHL seasons with the Islanders...New York G Dwayne Roloson spent four seasons (2001-06) with Minnesota...C Brian Rolston played for Minnesota (2005-08)...RW Kyle Okposo (St. Paul) is a Minnesota native and played 40 games with the University of Minnesota Golden Gophers during the 2006-07 season.

LAST TRADE BETWEEN ISLANDERS AND WILD: 6/26/09, Acquired N.Y. Islanders' 2009 first round pick (Nick Leddy), 2009 third round pick (Matt Hackett) and 2009 seventh round pick (Erik Haula) for Minnesota's 2009 first round pick (Calvin de Haan).

2011-2012 MATCHUPS

Mon.	10/10	Nassau Coliseum	12:00 p.m.	Sat.	12/17	Xcel Energy Center	7:00 p.m.
------	-------	-----------------	------------	------	-------	--------------------	-----------



NEW YORK RANGERS

TEAM INFORMATION

Home Ice (Cap., Built).....Madison Square Garden (18,200, 1968)
Mailing Address.....2 Pennsylvania Plaza, 14th Floor
 New York, NY 10121
Telephone.....212.465.6486
Fax.....212.465.6494
Website.....newyorkrangers.com
Twitter.....@therangersonline
Founded.....1926-27
Stanley Cup Titles.....1928, 1933, 1940, 1994
Colors.....Blue, Red and White

DIRECTORY

Executive Chairman.....James L. Dolan
President & CEO.....Hank J. Ratner
President, MSG Sports.....Scott O'Neill
President/General Manager.....Glen Sather
Head Coach.....John Tortorella
Assistant Coach.....Mike Sullivan
Assistant Coach.....Benoit Allaire

WILD VS. NEW YORK RANGERS

2010-11 Wild Record: 1-1-0 (0-1-0 at Xcel Energy Center, 1-0-0 at New York)

All-Time Wild Record: 5-7-1 (3-3-1 at Xcel Energy Center, 2-4-0 at New York)

DATE	OPP.	Scoring By Period					Shots By Period				Power Plays	Penalties/ Minutes	Game-Winning Goal	Goalie (Saves-Shots)	Attn.	
		1	2	3	OT	F	1	2	3	OT						T
11/20	MIN	0	0	2	-	2	10	4	14	-	28	0-4	5-10	Wellman (1)	Backstrom (25-30)	*18,695
3/3	NYR	1	0	0	-	1	8	17	16	-	41	0-4	1-2	Lundqvist (16-19)	Theodore (40-41)	*18,200
TOTALS		1	2	3	OT	F	1	2	3	OT	T	(Percentage)	Penalties/ Minutes	Goaltenders (Record, Saves-Shots)		
	NYR	1	3	2	-	6	17	34	20	-	71	1-9 (11.1)	5-10	Biron (1-0-0, 26-28); Lundqvist (0-1-0, 16-19)		
	MIN	0	2	3	-	5	13	12	22	-	47	1-5 (20.0)	10-20	Backstrom (0-1-0, 25-30); Theodore (1-0-0, 40-41)		

SERIES NOTES

2010-11 RECAP: The teams split two games last season, each winning on opposing ice...G Martin Biron made 26 saves and five Rangers scored in a 5-2 decision at Xcel Energy Center (11/20), while C Matt Cullen and LW Martin Havlat scored for Minnesota...The Wild earned a 3-1 victory at Madison Square Garden (3/3), rallying from an early deficit behind a goal apiece from C Kyle Brodziak, C Casey Wellman and RW Pierre-Marc Bouchard.

WILD LEADERS: LW Dany Heatley owns 34 points (15-19=34) in 29 career games against the Rangers...C Matt Cullen has 15 points (4-11=15) in 30 games.

WILD GOALIES: Niklas Backstrom is 1-2-0 with a 3.05 GAA and a .888 SV% in three games against New York...Josh Harding is 1-0-0 with a 3.00 GAA and a .914 SV%.

RANGERS LEADERS: C Brad Richards owns 21 points (7-14=21) in 17 games versus Minnesota...LW Wojtek Wolski has 15 points (3-12=15) in 30 games.

RANGERS GOALIES: Biron is 4-3-0 with a 2.16 GAA and a .920 SV% against the Wild...Henrik Lundqvist is 2-3-0 with a 2.92 GAA and a .874 SV%.

CONNECTIONS: RW Marian Gaborik, who did not play in the game last season due to injury, is the Wild's all-time franchise leader in several offensive categories including goals (219), assists (218), points (437), PPGs (59), GWGs (43), shots on goal (1,694) and five 30-goal seasons in 502 games...Rangers scout Doug Risebrough served as the Wild's General Manager from 2000-2009...D Ryan McDonagh is from St. Paul and went to Cretin-Derham Hall High School...C Derek Stepan hails from Hastings and D Michael Sauer is from St. Cloud...Cullen spent the 2006-07 season with New York.

LAST TRADE BETWEEN RANGERS AND WILD: 1/29/09, Acquired C Dan Fritsche in exchange for D Erik Reitz.

2011-2012 MATCHUPS

Tue.	3/27	Xcel Energy Center	7:00 p.m.
------	------	--------------------	-----------



OTTAWA SENATORS

TEAM INFORMATION

Home Ice (Cap., Built)..... Scotiabank Place (19,153, 1996)
 Mailing Address..... 1000 Palladium Drive
 Ottawa, Ontario K2V 1A5
 Telephone..... 613.599.0250
 Fax..... 613.599.0358
 Website..... ottawasenators.com
 Twitter..... @NHL_Sens
 Founded..... 1990-91
 Stanley Cup Titles..... None
 Colors..... Red, White and Black

DIRECTORY

Owner, Governor & Chairman..... Eugene Melnyk
 President & Alternate Governor..... Cyril Leeder
 General Manager and Executive V.P. Bryan Murray
 Head Coach..... Paul MacLean
 Assistant Coach..... Dave Cameron
 Assistant Coach..... Mark Reeds
 Assistant Coach..... Luke Richardson
 Assistant Coach..... Rick Wamsley

WILD VS. OTTAWA SENATORS

2010-11 Wild Record: 0-1-0 (0-1-0 at Xcel Energy Center, Did not play at Ottawa)

All-Time Wild Record: 2-6-2 (1-3-2 at Xcel Energy Center, 1-3-0 at Ottawa)

DATE	OPP.	Scoring By Period					Shots By Period			Power Plays	Penalties/ Minutes	Game-Winning Goal	Goalie (Saves-Shots)	Attn.	
		1	2	3	OT	F	1	2	3						OT
OTT	0	2	1	-	3	6	12	7	-	25	2-2	3-6	Foligno	Leclaire (23-24)	
12/16	MIN	1	0	0	-	1	11	6	7	-	24	0-3	2-4	Theodore (22-24)	17,366
TOTALS		1	2	3	OT	F	1	2	3	OT	T	(Percentage)	Minutes	(Record, Saves-Shots)	Goaltenders
OTT		0	2	1	-	3	6	12	7	-	25	2-2 (100.0)	3-6	Leclaire (1-0-0, 23-24)	
MIN		1	0	0	-	1	11	6	7	-	24	0-3 (0.0)	2-4	Theodore (0-1-0, 22-24)	

SERIES NOTES

2010-11 RECAP: RW Daniel Alfredsson and LW Nick Foligno each scored a second period goal as the Senators rallied for a 3-1 victory at Xcel Energy Center (12/16)...C Kyle Brodziak scored an early goal for the Wild, which got 22 saves from G Jose Theodore.

WILD LEADERS: C Matt Cullen has posted 13 points (5-8=13) in 29 games against Ottawa...LW Guillaume Latendresse owns 10 points (8-2=10) in 21 contests.

WILD GOALIES: Niklas Backstrom is 0-1-0 with a 4.20 GAA and a .837 SV% in two games (one start) against the Sens...Josh Harding is 0-1-0 with a 3.16 GAA and a .500 SV% in one relief appearance.

SENATORS LEADERS: LW Milan Michalek has 14 points (6-8=14) in 18 games versus Minnesota...Alfredsson has 11 points (3-8=11) in nine contests.

SENATORS GOALIES: Craig Anderson is 2-6-2 with a 3.01 GAA and a .898 SV% in 11 games against Minnesota...Alex Auld is 7-2-1 with a 1.62 GAA and a .937 SV% in 10 contests.

CONNECTIONS: LW Dany Heatley skated four seasons (2005-09) with the Senators, racking up a pair of 100-point seasons...D Andy Sutton skated in 88 games with the Wild (2000-02)...C Matt Cullen played 21 games with Ottawa in the 2009-10 season after being acquired from Carolina...Wild Assistant General Manager Brent Flahr spent two seasons (2007-09) as the Senators' Director of Hockey Operations...Ottawa D Brian Lee (Moorhead) is a native of Minnesota...D Filip Kuba skated with the Wild from 2000-05.

LAST TRADE BETWEEN SENATORS AND WILD: 7/30/05, Acquired C Todd White in exchange for a 2005 fourth round pick (Cody Bass).

2011-2012 MATCHUPS

Tue.	10/11	Scotiabank Place	6:30 p.m.
------	-------	------------------	-----------



PHILADELPHIA FLYERS

TEAM INFORMATION

Home Ice (Cap., Built)..... Wells Fargo Center (19,537, 1996)
 Mailing Address..... 3601 South Broad Street
 Philadelphia, PA 19148
 Telephone..... 215.465.4500
 Fax..... 215.218.7837
 Website..... philadelphiaflyers.com
 Twitter..... @NHLFlyers
 Founded..... 1967-68
 Stanley Cup Titles..... 1974, 1975
 Colors..... Orange, Black and White

DIRECTORY

Chairman..... Ed Snider
 President and Chief Operating Officer..... Peter A. Luukko
 General Manager..... Paul Holmgren
 Head Coach..... Peter Laviolette
 Assistant Coach..... Craig Berube
 Assistant Coach..... Joe Mullen
 Assistant Coach..... Kevin McCarthy
 Goaltending Coach..... Jeff Reese

WILD VS. PHILADELPHIA FLYERS

2010-11 Wild Record: 0-1-1 (0-1-0 at Xcel Energy Center, Did not play at Philadelphia)

All-Time Wild Record: 4-7-1 (2-2-1 at Xcel Energy Center, 2-5-0 at Philadelphia)

DATE	OPP.	Scoring By Period					Shots By Period			Power Plays	Penalties/ Minutes	Game-Winning Goal	Goalie (Saves-Shots)	Attn.	
		1	2	3	OT	F	1	2	3						OT
PHI	2	1	3	-	6	8	12	8	-	28	0-3	4-11	Carter	Bobrovsky (15-16)	
11/24	MIN	0	1	0	-	1	6	3	7	-	16	0-3	4-11	Backstrom (22-28)	16,516
	MIN	0	1	2	1	4	3	11	6	1	21	1-2	5-10	Brodzkiak (3)	Backstrom (32-35)
3/25	PHI	2	1	0	0	3	12	17	6	0	35	0-3	4-8	Boucher (17-21)	19,716
TOTALS		1	2	3	OT	F	1	2	3	OT	T	(Percentage)	Minutes	(Record, Saves-Shots)	Goaltenders
PHI		4	2	3	0	9	20	29	14	0	63	0-6 (0.0)	8-19	Bobrovsky (1-0-0, 15-16); Boucher (0-0-1, 17-21)	
MIN		0	2	2	1	5	9	14	13	1	37	1-5 (20.0)	9-21	Backstrom (0-1-1, 54-63)	

SERIES NOTES

2010-11 RECAP: RW Danny Briere, LW Ville Leino and RW Andreas Nodl posted a goal and an assist each, as the Flyers routed the Wild 6-1 at Xcel Energy Center (11/24)...C Patrick O'Sullivan scored the Wild's goal.

WILD LEADERS: LW Dany Heatley has posted 31 points (18-13=31) in 27 games to lead all Wild players versus the Flyers...C Matt Cullen owns 25 points (11-14=25) in 40 contests.

WILD GOALIES: Niklas Backstrom is 1-3-0 with a 3.72 GAA and a .865 SV% in four games against Philadelphia.

FLYERS LEADERS: RW Ian Laperriere has 19 points (5-14=19) in 47 games versus the Wild...D Kimmo Timonen has 13 points (5-8=13) in 27 matches.

FLYERS GOALIES: Ilya Bryzgalov is 6-8-0 with a 2.76 GAA, a .908 SV% and two shutouts in 15 games (14 starts) against the Wild

CONNECTIONS: C Darroll Powe spent three seasons (2008-11) with the Flyers and was acquired from the Wild in exchange for a third round pick in 2013.

LAST TRADE BETWEEN FLYERS AND WILD: 6/27/11, Acquired C Darroll Powe in exchange for third round pick in 2013.

2011-2012 MATCHUPS

Tue.	1/17	Wells Fargo Center	6:00 p.m.
------	------	--------------------	-----------



PHOENIX COYOTES

TEAM INFORMATION

Home Ice (Cap., Built).....Jobing.com Arena (17,125, 2004)
 Mailing Address.....6751 N. Sunset Blvd., #200
 Glendale, AZ 85305
 Telephone.....623.772.3200
 Fax.....623.872.2000
 Website.....phoenixcoyotes.com
 Twitter.....@phoenixcoyotes
 Founded.....1979-80 (Relocated from Winnipeg in 1996)
 Stanley Cup Titles.....None
 Colors.....Black, Brick Red, Hunter Green, Sand, Sienna and Purple

DIRECTORY

Chief Operating Officer & Alternate Governor.....Mike Nealy
 General Manager.....Don Maloney
 Head Coach.....Dave Tippett
 Associate Coach.....Jim Playfair
 Assistant Coach.....John Anderson
 Goaltending Coach.....Sean Burke

WILD VS. PHOENIX COYOTES

2010-11 Wild Record: 2-2-0 (1-1-0 at Xcel Energy Center, 1-1-0 at Phoenix)

All-Time Wild Record: 18-17-5 (10-6-3 at Xcel Energy Center, 8-11-2 at Phoenix)

DATE	OPP.	Scoring By Period					Shots By Period				Power Plays	Penalties/Minutes	Game-Winning Goal	Goalie (Saves-Shots)	Attn.	
		1	2	3	OT	F	1	2	3	OT						T
12/1	PHX	1	1	2	-	4	17	12	7	-	36	0-2	4-8	Upshall	LaBarbera (33-35)	17,101
	MIN	0	0	2	-	2	14	11	10	-	35	0-3	3-6	Theodore (32-35)		
12/9	PHX	1	0	1	-	2	13	10	12	-	35	1-2	3-6	Bryzgalov (30-33)	7,749	
	MIN	2	0	1	-	3	11	11	11	-	33	1-3	2-4	Backstrom (33-35)		
1/2	PHX	1	0	4	0	5	15	10	19	0	44	0-2	2-4	LaBarbera (23-29)		
	MIN	1	2	2	1	6	7	9	12	1	29	1-1	3-6	Barker (1)	17,240	
	MIN	0	0	0	-	0	10	7	8	-	25	0-4	3-6	Backstrom (40-41)		
2/5	PHX	0	0	1	-	1	16	15	10	-	41	0-3	4-8	Pyatt	Bryzgalov (25-25)	14,587
TOTALS		1	2	3	OT	F	1	2	3	OT	T	(Percentage)	Penalties/Minutes	Goaltenders (Record, Saves-Shots)		
	PHX	3	1	8	0	12	61	47	48	0	156	1-9 (11.1)	13-26	Bryzgalov (1-1-0, 55-58); LaBarbera (1-0-1, 56-64)		
	MIN	3	2	5	1	11	42	38	41	1	122	2-11 (18.2)	11-22	Backstrom (1-1-0, 73-76); Theodore (1-1-0, 71-79)		

SERIES NOTES

2010-11 RECAP: The teams split the four meetings with the Wild winning once in overtime...C Mikko Koivu led Minnesota with seven points (1-6=7) against the Coyotes...LW Andrew Brunette (4-1=5) and D Brent Burns (2-3=5) had five points each...G Niklas Backstrom started both road contests going 1-1-0 with a 1.52 GAA and a .961 SV%...G Jose Theodore was 1-1-0 with a 4.03 GAA and a .899 SV% in two home starts...RW Shane Doan led Phoenix in scoring against the Wild with four assists...C Eric Belanger (0-3=3), LW Taylor Pratt (3-0=3) and D Keith Yandle (1-2=3) had three points each...G Jason LaBarbera was 1-0-1 with a 3.97 GAA and a .875 SV%...G Ilya Bryzgalov was 1-1-0 with a 1.52 GAA, a .948 SV% and one shutout.

WILD LEADERS: C Matt Cullen owns 20 points (5- 15=20) in 35 contests... Koivu owns 16 points (4-12=16) in 20 games, while D Marek Zidlicky has 16 points (5-11=16) in 24 contests.

WILD GOALIES: Backstrom is 10-6-0 with a 2.02 GAA, a .936 SV% and three shutout in 16 career starts versus Phoenix...Josh Harding is 1-0-0 with a 1.00 GAA and a .963 SV% against the Coyotes.

COYOTES LEADERS: Doan has 29 points (11-18=29) in 39 games against Minnesota...C Ray Whitney owns 24 points (7-17=24) in 22 matches...RW Radim Vrbata has 15 points (8-7=15) in 27 contests.

COYOTES GOALIES: LaBarbera is 1-0-1 with a 3.97 GAA and a .875 SV% in two starts versus the Wild...Mike Smith is 2-3-1 with a 1.58 GAA and a .934 SV% in six games...Curtis McElhinney is 0-1-1 with a 3.39 GAA and a .868 SV%.

CONNECTIONS: Coyotes head coach Dave Tippett was assisted by Rick Wilson in Dallas, while also coaching Darryl Sydor.

LAST TRADE BETWEEN COYOTES AND WILD: 8/26/05, Acquired C Erik Westrum and D Dustin Wood in exchange for D Zbynek Michalek.

2011-2012 MATCHUPS

Sat.	12/10	Jobing.com Arena	7:00 p.m.	Thur.	3/8	Jobing.com Arena	8:00 p.m.
Sat.	12/31	Xcel Energy Center	5:00 p.m.	Sat.	4/7	Xcel Energy Center	7:00 p.m.



PITTSBURGH PENGUINS

TEAM INFORMATION

Home Ice (Cap., Built).....CONSOL Energy Center (18,087)
 Mailing Address.....1001 Fifth Avenue
 Pittsburgh, PA 15219
 Telephone.....412.642.1300
 Fax.....412.255.1988
 Website.....pittsburghpenguins.com
 Twitter.....@pghpenguins
 Founded.....1967-68
 Stanley Cup Titles.....1991, 1992, 2009
 Colors.....Black, Gold and White

DIRECTORY

CEO/President.....David Morehouse
 General Manager.....Ray Shero
 Head Coach.....Dan Bylsma
 Assistant Coach.....Tony Granato
 Assistant Coach.....Todd Reirden
 Goaltending Coach.....Gilles Meloche

WILD VS. PITTSBURGH PENGUINS

2010-11 Wild Record: 1-0-0 (Did not play at Xcel Energy Center, 1-0-0 at Pittsburgh)

All-Time Wild Record: 9-2-1 (3-1-1 at Xcel Energy Center, 6-1-0 at Pittsburgh)

DATE	OPP.	Scoring By Period					Shots By Period				Power Plays	Penalties/Minutes	Game-Winning Goal	Goalie (Saves-Shots)	Attn.	
		1	2	3	OT	F	1	2	3	OT						T
1/8	PIT	0	0	0	-	0	10	10	6	-	26	0-4	5-10	Kobasew (1)	Theodore (26-26)	
	MIN	2	0	2	-	4	10	18	9	-	37	0-5	4-8	Fleury (33-36)	*18,263	
TOTALS		1	2	3	OT	F	1	2	3	OT	T	(Percentage)	Minutes	Goaltenders (Record, Saves-Shots)		
	PIT	0	0	0	-	0	10	10	6	-	26	0-4 (0.0)	5-10	Fleury (0-1-0, 33-36)		
	MIN	2	0	2	-	4	10	18	9	-	37	0-5 (0.0)	4-8	Theodore (1-0-0, 26-26)		

SERIES NOTES

2010-11 RECAP: The Wild defeated the Penguins 4-0 in its first trip to CONSOL Energy Center (1/8) to complete a 3-0-0 eastern road trip...G Jose Theodore made 26 saves and C Kyle Brodziak and RW Martin Havlat had a goal and an assist apiece.

WILD LEADERS: LW Dany Heatley has posted 31 points (20-11=31) in 27 games against the Penguins...C Matt Cullen has 24 points (9-15=24) in 34 matches.

WILD GOALIES: Niklas Backstrom is 3-0-0 with a 1.62 GAA and a .949 SV% versus the Penguins...Josh Harding is 0-1-0 with a 4.00 GAA and a .852 SV%.

PENGUINS LEADERS: LW Steve Sullivan owns 27 points (10-17=27) in 27 games against the Wild...LW Matt Cooke has 18 points (7-11=18) in 43 contests.

PENGUINS GOALIES: Marc-Andre Fleury is 0-5-0 with a 3.74 GAA and a .853 SV% against the Wild...Brent Johnson is 3-3-3 with a 1.60 GAA and a .934 SV%.

CONNECTIONS: Wild General Manager Chuck Fletcher spent three seasons (2006-09) with the Penguins as Assistant General Manager...Wild Head Coach Mike Yeo spent six seasons in Wilkes-Barre/Scranton as an assistant coach, and four-plus years in Pittsburgh as an assistant...Darryl Sydor played with Pittsburgh for two seasons (2007-09)...Penguins RW Pascal Dupuis played 334 games for Minnesota over six seasons, while Pens D Zbynek Michalek played 22 games with the Wild in 2003-04...Penguins D Paul Martin is from Minneapolis and played at the University of Minnesota, while D Matt Niskanen is from Grand Rapids...C Sidney Crosby played at Shattuck St. Mary's in Faribault.

LAST TRADE BETWEEN PENGUINS AND WILD: 2/27/07, Acquired C Dominic Moore in exchange for a 2007 third round pick (Casey Pierro-Zabotel).

2011-2012 MATCHUPS

Sat.	9/24	CONSOL Energy Center	2:00 p.m. (preseason)	Tue.	10/18	Xcel Energy Center	6:30 p.m.
------	------	----------------------	-----------------------	------	-------	--------------------	-----------



SAN JOSE SHARKS

TEAM INFORMATION

Home Ice (Cap., Built)..... HP Pavilion (17,496, 1993)
Mailing Address..... 525 West Santa Clara St.
 San Jose, CA 95113
Telephone..... 408.287.7070
Fax..... 408.999.5797
Website..... sjsharks.com
Twitter..... @SanJoseSharks
Founded..... 1991-92
Stanley Cup Titles..... None
Colors..... Deep Pacific Teal, Burnt Orange and Black

DIRECTORY

Executive V.P. and General Manager..... Jim Goddard
Head Coach..... Todd McLellan
Assistant Coach..... Matt Shaw
Assistant Coach..... Jay Woodcroft
Goaltending Development Coach..... Corey Schwab

WILD VS. SAN JOSE SHARKS

2010-11 Wild Record: 2-2-0 (2-0-0 at Xcel Energy Center, 0-2-0 at San Jose)

All-Time Wild Record: 15-20-5 (8-9-3 at Xcel Energy Center, 7-11-2 at San Jose)

DATE	Scoring By Period					Shots By Period					Power Plays (Percentage)	Penalties/ Minutes	Game-Winning Goal	Goalie (Saves-Shots)	Attn.	
	1	2	3	OT	F	1	2	3	OT	T						
	SJ	0	0	0	-	0	11	9	16	-	36	0-5	9-20		Nittymaki (15-16)	
11/2	MIN	0	1	0	-	1	3	6	7	-	16	1-9	6-12	Brunette (1)	Backstrom (36-36)	16,502
	SJ	1	2	0	-	3	9	10	13	-	32	2-4	4-10		Nittymaki (19-24)	
12/29	MIN	1	1	3	-	5	5	11	8	-	24	1-5	4-8	Burns (2)	Backstrom (29-32)	*19,131
	MIN	1	1	1	-	3	7	10	9	-	26	2-6	4-8		Backstrom (38-42)	
1/22	SJ	1	2	1	-	4	7	25	10	-	42	1-3	6-12	Ferriero	Niemi (23-26)	*17,562
	MIN	1	1	0	-	2	12	9	9	-	30	0-1	7-22		Backstrom (47-50)	
3/17	SJ	1	1	1	-	3	13	21	16	-	50	1-6	2-4	Marleau	Niemi (28-30)	*17,562
TOTALS		1	2	3	OT	F	1	2	3	OT	T	(Percentage)	Penalties/ Minutes		Goalenders (Record, Saves-Shots)	
	SJ	3	5	2	-	10	40	65	55	-	160	4-18 (22.2)	21-46	Niemi (2-0-0, 51-56); Nittymaki (0-2-0, 34-40)		
	MIN	3	4	4	-	11	27	36	33	-	96	4-21 (19.1)	21-50	Backstrom (2-2-0, 150-160)		

SERIES NOTES

2010-11 RECAP: The teams split the season series with each team winning its home games... D Brent Burns led Minnesota in scoring against San Jose with five points (2-3=5)... C Mikko Koivu (3-1=4) and LW Martin Havlat (0-4=4) had four points each... G Niklas Backstrom was 2-2-0 with a 2.53 GAA, a .938 SV% and one shutout... C Patrick Marleau (1-2=3), RW Devin Setoguchi (3-0=3) and C Joe Thornton (1-2=3) lead the Sharks with three points each against the Wild... G Antti Niemi started the last two meetings and was 2-0-0 with a 2.51 GAA and a .911 SV%... G Antero Niittymaki was 0-2-0 with a 3.08 GAA and a .850 SV% in the first two games.

WILD LEADERS: C Matt Cullen owns 17 points (9-8=17) in 37 matches against San Jose... D Marek Zidlicky has 17 points (3-14=17) in 26 games... RW Pierre-Marc Bouchard has 12 points (4-8=12) in 24 contests.

WILD GOALIES: Backstrom is 4-9-3 with a 3.03 GAA, a .906 SV% and one shutout in 16 starts against the Sharks... Josh Harding is 0-1-0 with a 5.00 GAA and a .861 SV%.

SHARKS LEADERS: Marleau has 25 points (13-12=25) in 4 games against Minnesota... Thornton owns 22 points (6-16=22) in 26 contests... LW Ryane Clowe has 12 points (3-9=12) in 16 matches.

SHARKS GOALIES: Niemi is 3-0-0 with a 1.67 GAA, a .935 SV% and one shutout in three starts vs. Minnesota... Niittymaki is 3-2-0 with a 2.40 GAA and a .906 SV% in five starts.

CONNECTIONS: LW Dany Heatley spent two seasons (2009-11) with San Jose and was traded to the Wild on July 2, 2011, for RW Martin Havlat... Havlat compiled 116 points (40-76=116) in 115 games with the Wild from 2009-11... RW Devin Setoguchi was drafted eighth overall by the Sharks in 2005 and skated four seasons (2007-11) with the Sharks... Setoguchi was acquired by the Wild on June 24, 2011, along with Charlie Coyle and a 2011 first-round pick (Zack Phillips) in exchange for D Brent Burns... Burns was drafted 20th overall by the Wild in 2003 and is the team's all-time leader in defenseman points (183) in seven seasons... RW Brad Staubitz played 82 games with the Sharks (2008-10)... Todd McLellan coached the Wild's prospects in Cleveland (2000-01) and Houston (2001-05)... Matt Shaw served as Minnesota's Video Coach (2007-09) before joining the Sharks as an Assistant Coach.

LAST TRADE BETWEEN SHARKS AND WILD: 8/7/11, 2/11/10, Acquired third round pick in exchange for C James Sheppard.

2011-2012 MATCHUPS

Thur.	11/10	HP Pavilion	9:30 p.m.	Tue.	1/10	Xcel Energy Center	6:30 p.m.
Tue.	12/6	HP Pavilion	9:30 p.m.	Sun.	2/26	Xcel Energy Center	5:00 p.m.



ST. LOUIS BLUES

TEAM INFORMATION

Home Ice (Cap., Built)..... Scottrade Center (19,022, 1994)
Mailing Address..... 1401 Clark Avenue
 St. Louis, MO 63103
Telephone..... 314.622.2500
Fax..... 314.622.2582
Website..... stlouisblues.com
Twitter..... @St_Louis_Blues
Founded..... 1967-68
Stanley Cup Titles..... None
Colors..... White, Navy, Blue and Gold

DIRECTORY

Chairman/Governor..... David W. Checketts
CEO..... Michael McCarthy
President of Hockey Operations..... John Davidson
General Manager..... Marty Brooks
General Manager..... Larry Pleau
Head Coach..... Davis Payne
Assistant Coach..... Ray Bennett
Assistant Coach..... Scott Mellanby
Assistant Coach..... Brad Shaw
Goaltending Coach..... Corey Hirsch

WILD VS. ST. LOUIS BLUES

2010-11 Wild Record: 3-1-0 (1-1-0 at Xcel Energy Center, 2-0-0 at St. Louis)

All-Time Wild Record: 20-12-8 (12-4-4 at Xcel Energy Center, 8-8-4 at St. Louis)

DATE	Scoring By Period					Shots By Period					Power Plays (Percentage)	Penalties/ Minutes	Game-Winning Goal	Goalie (Saves-Shots)	Attn.	
	1	2	3	OT	F	1	2	3	OT	T						
	MIN	1	1	2	0	5	9	9	8	1	27	0-2	4-11	Madden (SO)	Theodore (31-35)	
2/11	STL	2	0	2	0	4	11	5	16	3	35	0-3	3-9		Halak (23-27)	*19,150
	STL	0	1	0	-	1	5	13	7	-	25	1-4	11-39	HALAK (17-20); Conklin (11-11)		
2/12	MIN	1	2	0	-	3	12	12	7	-	31	1-6	9-35	Miettinen (3)	Backstrom (24-25)	*19,322
	STL	2	2	2	-	6	17	18	12	-	47	0-5	1-2	Backes	Conklin (13-16)	
3/26	MIN	2	0	1	-	3	4	7	5	-	16	1-1	5-10		Backstrom (41-47)	*18,112
	MIN	1	0	1	0	3	9	5	6	8	28	0-4	6-12	Koivu (SO)	Theodore (27-29)	
3/29	STL	1	0	1	0	2	11	7	10	1	29	1-4	6-12		Halak (26-28)	*19,150
TOTALS		1	2	3	OT	F	1	2	3	OT	T	(Percentage)	Penalties/ Minutes		Goalenders (Record, Saves-Shots)	
	STL	5	3	5	0	13	44	43	45	4	136	2-16 (12.5)	21-62	Conklin (1-0-0, 24-27); Halak (0-1-2, 66-75)		
	MIN	5	3	4	0	14	34	33	26	9	102	2-13 (15.4)	24-68	Backstrom (1-1-0, 65-72); Theodore (2-0-0, 58-64)		

SERIES NOTES

2010-11 RECAP: Minnesota won the season series 3-1-0 including both meetings in St. Louis in a shootout... LW Andrew Brunette led the Wild with six points (1-5=6) against the Blues... C Mikko Koivu had five assists... RW Cal Clutterbuck and RW Antti Miettinen scored three goals each... G Niklas Backstrom was 1-1-0 with a 3.50 GAA and a .903 SV%... RW Chris Stewart led St. Louis with six points (4-2=6)... D Kevin Shattenkirk had five points (1-4=5)... RW David Backes (3-1=4), C Patrick Berglund (3-1=4) and C Andy McDonald (1-3=4) had four points each... G Jaroslav Halak was 1-2-0 with a 3.42 GAA and a .880 SV%.

WILD LEADERS: D Marek Zidlicky has 21 points (3-18=21) in 36 contests against the Blues... Koivu owns 16 points (2-14=16) in 22 games... RW Pierre-Marc Bouchard owns 16 points (8-8=16) in 25 contests.

WILD GOALIES: Backstrom is 6-6-0 with a 2.65 GAA, a .904 SV% and one shutout in 12 starts against the Blues... Josh Harding is 4-2-0 with a 1.77 GAA and a .938 SV%.

BLUES LEADERS: C Jason Arnott has 27 points (11-16=27) in 30 games against the Wild... McDonald has 18 points (6-11=18) in 30 matches.

BLUES GOALIES: Halak is 0-1-2 with a 3.42 GAA and a .880 SV% in three starts... Brian Elliott has a 13.85 GAA and a .750 SV% in one game, without a decision, against the Wild.

CONNECTIONS: Darryl Sydor ended his career playing 47 games for the Blues in 2009-10... Backes is a native of Minneapolis, Minn. and played three seasons at Minnesota State Mankato (2003-06)... RW Jamie Langenbrunner hails from Cloquet... C Philip McRae is from Minneapolis, Minn., his dad, Basil, played five seasons for the North Stars (1987-92)... C T.J. Oshie played high school hockey in Warroad.

LAST TRADE BETWEEN BLUES AND WILD: None

2011-2012 MATCHUPS

Thur.	9/22	Scottrade Center	7:00 p.m. (preseason)	Sat.	11/19	Xcel Energy Center	7:00 p.m.
Tue.	9/27	Xcel Energy Center	7:00 p.m. (preseason)	Sat.	1/14	Scottrade Center	7:00 p.m.
Sat.	11/5	Xcel Energy Center	7:00 p.m.	Sat.	2/18	Scottrade Center	1:00 p.m.



TAMPA BAY LIGHTNING

TEAM INFORMATION

Home Ice (Cap., Built).....St. Pete Times Forum (19,758, 1996)
 Mailing Address.....401 Channelside Drive
 Tampa Bay, FL 33602
 Telephone.....813.301.6500
 Fax.....813.301.1480
 Website.....tampabaylightning.com
 Twitter.....@TBLighting
 Founded.....1992-93
 Stanley Cup Titles.....2004
 Colors.....Black, White, Blue and Silver

DIRECTORY

Chairman and Governor.....Jeff Vinik
 Chief Executive Officer.....Tod Leiweke
 Vice President & General Manager.....Steve Yzerman
 Chief Operating Officer.....Steve Griggs
 Head Coach.....Guy Boucher
 Assistant Coach.....Wayne Fleming
 Assistant Coach.....Dan Lacroix
 Assistant Coach.....Martin Raymond

WILD VS. TAMPA BAY LIGHTNING

2010-11 Wild Record: 1-1-0 (0-1-0 at Xcel Energy Center, 1-0-0 at Tampa Bay)

All-Time Wild Record: 8-3-2 (4-2-0 at Xcel Energy Center, 4-1-2 at Tampa Bay)

DATE	OPP.	Scoring By Period					Shots By Period					Power Plays	Penalties/Minutes	Game-Winning Goal	Goalie (Saves-Shots)	Attn.
		1	2	3	OT	F	1	2	3	OT	T					
11/14	TB	1	0	0	-	1	16	9	13	-	38	1-3	4-8		Ellis (14-17)	14,868
4/2	TB	0	2	1	-	3	8	11	4	-	23	0-4	4-8	Downie	Rolosen (29-30)	
	MIN	1	0	0	-	1	9	10	11	-	30	0-4	4-8		Backstrom (20-23)	*18,591
TOTALS		1	2	3	OT	F	1	2	3	OT	T	(Percentage)	Minutes		(Record, Saves-Shots)	
	TB	1	2	1	-	4	24	20	17	-	61	1-7 (14.3)	8-16	Ellis (0-1-0, 14-17); Rolosen (1-0-0, 29-30)		
	MIN	4	0	1	-	5	15	17	16	-	48	2-7 (28.6)	8-16		Backstrom (1-1-0, 57-61)	

SERIES NOTES

2010-11 RECAP: The teams split two games last season, each winning on opposing ice...C John Madden posted a goal and two assists, and G Niklas Backstrom made 37 saves in a 4-1 victory in Florida (11/14)...RW Steve Downie scored the GWG in the second period and G Dwayne Rolosen stopped 29 shots as Tampa Bay defeated the Wild 3-1 at Xcel Energy Center (4/2).

WILD LEADERS: LW Dany Heatley has 31 points (14-17=31) in 29 games against Tampa Bay...C Matt Cullen owns 23 points (7-16=23) in 49 contests.

WILD GOALIES: Backstrom is 4-1-1 with a 1.79 GAA, a .941 SV% and one shutout in six games versus the Lightning.

LIGHTNING LEADERS: D Mattias Ohlund has 15 points (5-10=15) in 50 games against the Wild...D Eric Brewer owns 11 points (1-10=11) in 37 outings.

LIGHTNING GOALIES: Rolosen is 8-13-3 with a 2.73 GAA and a .905 SV% in 24 games versus the Wild.

CONNECTIONS: Darryl Sydor spent a season and a half (2003-06) with the Lightning...D Mike Lundin was drafted in the fourth round (No. 102 overall) by the Lightning in 2004 and skated 224 games over four seasons (2007-11) with Tampa Bay...Rolosen played for the Wild from 2001-06...RW Adam Hall skated 23 games for the Wild in 2006-07...Lightning CEO Tod Leiweke previously served as the Wild's President and COO...Lightning COO Steve Griggs spent eight years as Vice President of Sales and Service for the Wild...Lightning CFO Martha Fuller served as Senior Vice President and CFO of the Wild for four years.

LAST TRADE BETWEEN LIGHTNING AND WILD: 6/30/08, Acquired conditional draft pick for negotiating rights to LW Brian Rolston.

2011-2012 MATCHUPS

Mon. 11/28 Xcel Energy Center 6:30 p.m.



TORONTO MAPLE LEAFS

TEAM INFORMATION

Home Ice (Cap., Built).....Air Canada Centre (18,819, 1999)
 Mailing Address.....40 Bay Street, Suite 400
 Toronto, Ontario M5J 2X2
 Telephone.....416.815.5700
 Fax.....416.359.9331
 Website.....mapleleafs.com
 Twitter.....@MapleLeafs
 Founded.....1926-27
 Stanley Cup Titles.....11; 1932, 1942, 1945, 1947, 1948, 1949, 1951, 1962, 1963, 1964, 1967
 Colors.....Blue and White

DIRECTORY

Chairman, NHL Governor.....Lawrence M. Tanenbaum
 President & Chief Executive Officer.....Richard Peddie
 President & General Manager.....Brian Burke
 Head Coach.....Ron Wilson
 Assistant Coach.....Greg Cronin
 Assistant Coach.....Scott Gordon
 Assistant Coach.....Rob Zetterler
 Goaltending Consultant.....Francois Allaire

WILD VS. TORONTO MAPLE LEAFS

2010-11 Wild Record: 0-1-0 (0-1-0 at Xcel Energy Center, Did not play at Toronto)

All-Time Wild Record: 3-6-0 (2-2-0 at Xcel Energy Center, 1-4-0 at Toronto)

DATE	OPP.	Scoring By Period					Shots By Period					Power Plays	Penalties/Minutes	Game-Winning Goal	Goalie (Saves-Shots)	Attn.
		1	2	3	OT	F	1	2	3	OT	T					
3/22	TOR	1	1	1	-	3	8	3	6	-	17	1-6	8-16		Lupul	
	MIN	0	0	0	-	0	7	11	11	-	29	0-7	7-14		Backstrom (14-17)	*18,761
TOTALS		1	2	3	OT	F	1	2	3	OT	T	(Percentage)	Minutes		(Record, Saves-Shots)	
	TOR	1	1	1	-	3	8	3	6	-	17	1-6 (16.7)	8-16		Reimer (1-0-0, 29-29)	
	MIN	0	0	0	-	0	7	11	11	-	29	0-7 (0.0)	7-14		Backstrom (0-1-0, 14-17)	

SERIES NOTES

2010-11 RECAP: G James Reimer made 29 saves and LW Joffrey Lupul scored 1:39 into the first period as the Maple Leafs blanked the Wild 3-0 at Xcel Energy Center (3/22)...G Niklas Backstrom made 14 saves as Toronto outshot Minnesota 29-17.

WILD LEADERS: LW Dany Heatley has 51 points (27-24=51) in 39 games against the Maple Leafs, tied for his most points versus any team...C Matt Cullen owns 16 points (5-11=16) in 32 contests.

WILD GOALIES: Backstrom is 2-1-0 with a 2.00 GAA and a .929 SV% in three games versus the Leafs.

MAPLE LEAFS LEADERS: D John-Michael Liles has 16 points (6-10=16) in 46 games against the Wild, while D Dion Phaneuf has 16 points (7-9=16) in 32 games...C Matthew Lombardi owns 13 points (3-10=13) in 34 meetings.

MAPLE LEAFS GOALIES: Reimer is 1-0-0 with a 0.00 GAA and a shutout versus the Wild...G Jonas Gustavsson is 0-1-0 with a 4.14 GAA and a .867 SV%.

CONNECTIONS: RW Phil Kessel played for the University of Minnesota in the 2005-06 season.

LAST TRADE BETWEEN MAPLE LEAFS AND WILD: 1/21/09, Acquired LW Robbie Earl in exchange for LW Ryan Hamilton.

2011-2012 MATCHUPS

Thur. 1/19 Air Canada Centre 6:00 p.m.



VANCOUVER CANUCKS

TEAM INFORMATION

Home Ice (Cap., Built)..... Rogers Arena (18,630, 1995)
Mailing Address..... 800 Griffiths Way
 Vancouver, B.C. V6B 6G1
Telephone..... 604.899.4600
Fax..... 604.899.4640
Website..... canucks.com
Twitter..... @VanCanucks
Founded..... 1970-71
Stanley Cup Titles..... None
Colors..... Deep Blue, Deep Red, Sky Blue, Silver and White

DIRECTORY

Chairman and Governor..... Francesco Aquilini
President/General Manager & Alternate Governor..... Mike Gillis
Head Coach..... Alain Vigneault
Associate Coach..... Rick Bowness
Assistant Coach..... Newell Brown
Assistant Coach, Video..... Darryl Williams
Goaltending Consultant..... Roland Melanson

WILD VS. VANCOUVER CANUCKS

2010-11 Wild Record: 2-4-0 (2-1-0 at Xcel Energy Center, 0-3-0 at Vancouver)

All-Time Wild Record: 26-24-13 (16-11-5 at Xcel Energy Center, 10-13-8 at Vancouver)

DATE	Scoring By Period					Shots By Period			Power Plays	Penalties/ Minutes	Game-Winning Goal	Goalie		Attn.		
	1	2	3	OT	F	1	2	3				OT	T		(Saves-Shots)	Attn.
	VAN	1	0	1	—	2	7	11	9	—	27	1-6	6-23	LUONGO (12-18); Schneider (6-6)		
10/19	MIN	3	3	0	—	6	11	7	6	—	24	3-3	8-19	Clutterbuck (1)	Backstrom (25-27)	16, 806
	MIN	0	0	1	—	1	5	13	6	—	24	0-4	6-15	Theodore (30-35)		
10/22	VAN	1	1	3	—	5	10	12	13	—	35	0-5	5-13	Kesler	Schneider (23-24)	*18,860
	VAN	0	0	0	—	0	7	10	15	—	32	0-4	5-16	Schneider	(21-25)	
1/16	MIN	0	2	2	—	4	11	8	6	—	25	1-3	6-18	Brunette (3)	Khudobin (32-32)	*18,458
	VAN	1	2	1	—	4	6	7	1	—	14	1-1	5-10	Hansen	Schneider	(28-29)
2/15	MIN	1	0	0	—	1	10	6	13	—	29	1-4	2-4		Backstrom (10-13)	*18,106
	MIN	0	1	1	—	2	12	14	9	—	35	0-6	2-4		Backstrom (18-21)	
3/14	VAN	3	0	1	—	4	12	3	7	—	22	2-2	6-12	Kesler	Luongo (33-35)	*18,860
	MIN	0	0	0	—	0	8	10	11	—	29	0-4	4-16		BACKSTROM (18-23); Theodore (5-5)	
4/7	VAN	2	2	1	—	5	8	13	7	—	28	1-3	4-8	Raymond	Luongo (29-29)	*18,860
TOTALS		1	2	3	OT	F	1	2	3	OT	T	Power Plays (Percentage)	Penalties/ Minutes	Goaltenders (Record, Saves-Shots)		
	VAN	8	5	7	—	20	50	56	52	—	158	5-21 (23.8)	31-82	Luongo (2-1-0, 74-82); Schneider (2-1-0, 78-84)		
	MIN	4	6	4	—	14	57	58	51	—	166	5-24 (20.8)	28-76	Backstrom (1-3-0, 71-84); Khudobin (1-0-0, 32-32); Theodore (0-1-0, 35-40)		

SERIES NOTES

2010-11 RECAP: Minnesota went 2-4-0 against Vancouver and lost all three contests played at Rogers Arena...The Wild is winless in its last seven trips to Vancouver (0-6-1)...LW Andrew Brunette (3-1=4), C Matt Cullen (2-2=4), C Mikko Koivu (1-3=4) and RW Antti Miettinen (1-3=4) all scored four points against the Canucks...G Niklas Backstrom was 1-3-0 with a 3.55 GAA and a .869 SV%...C Ryan Kesler led the Canucks with eight points (7-1=8) against Minnesota including a hat trick in the last contest...C Manny Malhotra had seven points (3-4=7)...LW Daniel Sedin had six points (3-3=6)...RW Jannik Hansen (1-4=5) and C Henrik Sedin (0-5=5) had five points each...G Roberto Luongo was 2-1-0 with a 3.00 GAA, a .849 SV% and one shutout...G Cory Schneider was 2-1-0 with a 1.80 GAA and a .929 SV%.

WILD LEADERS: LW Pierre-Marc Bouchard has 26 points (5-21=26) in 39 contests against Vancouver...Koivu owns 25 points (10-15=25) in 36 games...D Marek Zidlicky has 17 points (6-11=17) in 31 matches.

WILD GOALIES: Backstrom is 11-10-5 with a 2.52 GAA, a .912 SV% and one shutout in 27 games (25 starts)...Josh Harding is 0-3-0 with a 4.37 GAA and a .843 SV% in four appearances (three starts) versus the Canucks.

CANUCKS LEADERS: H. Sedin owns 48 points (7-41=48) in 62 games versus Minnesota...He ranks first all-time in assists against the Wild, T-first in games played and T-second in points...D. Sedin has 42 points (15-27=42) in 58 matches...Kesler owns 23 points (18-5=23) in 41 contests.

CANUCKS GOALIES: Luongo is 14-14-5 with a 2.89 GAA, a .893 SV% and three shutouts in 33 starts...Schneider is 3-1-0 with a 1.62 GAA and a .931 SV% in five games (four starts).

CONNECTIONS: D Andrew Alberts (Minneapolis) and D Keith Ballard (Baudette) are Minnesota natives...Ballard played three seasons at the University of Minnesota (2001-04)...C Andrew Ebbett appeared in 49 games with Minnesota last season.

LAST TRADE BETWEEN CANUCKS AND WILD: None

2011-2012 MATCHUPS

Sat.	10/22	Rogers Arena	3:00 p.m.	Wed.	1/4	Rogers Arena	9:00 p.m.
Thur.	11/3	Xcel Energy Center	7:00 p.m.	Thur.	2/9	Xcel Energy Center	7:00 p.m.
Mon.	12/19	Rogers Arena	9:00 p.m.	Mon.	3/19	Xcel Energy Center	7:00 p.m.



WASHINGTON CAPITALS

TEAM INFORMATION

Home Ice (Cap., Built)..... Verizon Center (18,277, 1997)
Mailing Address..... 627 N. Glebe Rd, Suite 850
 Arlington, VA 22203
Telephone..... 202.266.2200
Fax..... 202.266.2360
Website..... washingtoncaps.com
Twitter..... @washcaps
Founded..... 1974-75
Stanley Cup Titles..... None
Colors..... Red, White, Blue

DIRECTORY

Chairman and Majority Owner..... Ted Leonsis
Vice Chairman and President, COO..... Dick Patrick
Vice President and General Manager..... George McPhee
Head Coach..... Bruce Boudreau
Assistant Coach..... Dean Evason
Assistant Coach..... Bob Woods
Assistant Coach/Video..... Blaine Forsythe
Goaltending Coach..... Dave Prior

WILD VS. WASHINGTON CAPITALS

2010-11 Wild Record: 1-0-0 (1-0-0 at Xcel Energy Center, Did not play at Washington)

All-Time Wild Record: 7-4-0 (6-0-0 at Xcel Energy Center, 1-4-0 at Washington)

DATE	Scoring By Period					Shots By Period			Power Plays	Penalties/ Minutes	Game-Winning Goal	Goalie		Attn.			
	1	2	3	OT	F	1	2	3				OT	T		(Saves-Shots)	Attn.	
	WSH	0	0	1	—	1	4	7	11	—	22	0-2	5-10		Neuvirth (15-17)		
10/28	MIN	1	1	0	—	2	6	6	5	—	17	1-5	2-4		Koivu (2)	Backstrom (21-22)	17,352
TOTALS		1	2	3	OT	F	1	2	3	OT	T	Power Plays (Percentage)	Penalties/ Minutes	Goaltenders (Record, Saves-Shots)			
	WSH	0	0	1	—	1	4	7	11	—	22	0-2 (0.0)	5-10		Neuvirth (0-1-0, 15-17)		
	MIN	1	1	0	—	2	6	6	5	—	17	1-5 (20.0)	2-4		Backstrom (1-0-0, 21-22)		

SERIES NOTES

2010-11 RECAP: Minnesota remained perfect all-time at home against the Capitals, earning a 2-1 win (10/28) behind a PPG from C Mikko Koivu and 21 saves from G Niklas Backstrom...RW Chuck Kobasew also scored for the Wild.

WILD LEADERS: LW Dany Heatley leads Wild players in scoring with 35 points (12-23=35) in 32 points...C Matt Cullen has totaled 28 points (9-19=28) in 43 contests.

WILD GOALIES: Backstrom is 2-1-0 with a 2.67 GAA and a .895 SV%...Josh Harding is 0-1-0 with a 2.00 GAA and a .950 SV%.

CAPITALS LEADERS: C Jeff Halpern has nine points (2-7=9) in 14 games against the Wild, while D Roman Hamrlik has nine points (0-9=9) in 21 contests.

CAPITALS GOALIES: Michal Neuvirth is 0-1-0 with a 2.03 GAA and a .882 SV% in one appearance versus the Wild.

CONNECTIONS: RW Joel Ward made his NHL debut with Minnesota appearing in 11 games (2006-07)...C Matt Hendricks is from Blaine and went to St. Cloud State.

LAST TRADE BETWEEN CAPITALS AND WILD: 3/3/10, Acquired a 2010 second round pick (Johan Larsson) in exchange for C Eric Belanger.

2011-2012 MATCHUPS

Sun.	3/25	Verizon Center	4:00 p.m.
------	------	----------------	-----------



WINNIPEG JETS

TEAM INFORMATION

Home Ice (Cap., Built)..... MTS Centre (15,015, 2004)
 Mailing Address..... 260 Hargrave St.
 Winnipeg, Manitoba R3C 5S5
 Telephone..... 204.987.7835
 Fax..... 204.926.5555
 Website..... www.winnipegjets.com
 Twitter..... @NHLJets
 Founded..... 1999
 Stanley Cup Titles..... None
 Colors..... Navy Blue, Royal Blue, Silver, White

DIRECTORY

Chairman and Governor..... Mark Chipman
 President and CEO..... Jim Ludlow
 General Manager..... Kevin Cheveldayoff
 Head Coach..... Claude Noel
 Assistant Coach..... CharlieHuddy
 Assistant Coach..... Pascal Vincent

WILD VS. WINNIPEG JETS

2010-11 Wild Record: 0-1-0 (Did not play at Xcel Energy Center, 0-1-0 at Atlanta)

All-Time Wild Record: 6-2-2 (3-1-1 at Xcel Energy Center, 3-1-1 at Atlanta)

DATE	OPP.	Scoring By Period					Shots By Period					Power Plays	Penalties/ Minutes	Game-Winning Goal	Goalie (Saves-Shots)	Attn.
		1	2	3	OT	F	1	2	3	OT	T					
11/11	ATL	2	1	2	-	5	11	10	13	-	34	0-2	3-6	Slater	Pavelec (32-33)	10,055
TOTALS		1	2	3	OT	F	1	2	3	OT	T	Power Plays (Percentage)	Penalties/ Minutes	Goaltenders (Record, Saves-Shots)		
	ATL	2	1	2	-	5	11	10	13	-	34	0-2 (0.0)	3-6	Pavelec (1-0-0, 32-33)		
	MIN	0	0	1	-	1	11	8	14	-	33	1-3 (33.3)	2-4	Backstrom (0-1-0, 29-34)		

SERIES NOTES

2010-11 RECAP: Minnesota lost 5-1 in Atlanta (11/11), as LW Andrew Ladd and LW Fredrik Modin posted a goal and an assist each...RW Antti Miettinen scored for Minnesota.

WILD LEADERS: C Matt Cullen has 21 points (5-16=21) in 35 games against the Jets/Thrashers franchise...LW Dany Heatley owns 19 points (10-9=19) in 18 contests.

WILD GOALIES: Niklas Backstrom is 1-2-1 with a 2.95 GAA and a .891 SV% in four games against the Jets/Thrashers franchise.

JETS LEADERS: D Dustin Byfuglien leads the Jets with 11 points (3-8=11) in 15 games versus the Wild...D Ron Hainsey has five points (2-3=5) in 13 contests.

JETS GOALIES: Chris Mason is 5-5-2 with a 3.24 GAA, one shutout and a .881 SV% in 12 appearances against Minnesota...Ondrej Pavelec is 1-0-0 with a 1.00 GAA and a .970 SV%.

CONNECTIONS: LW Dany Heatley was drafted second overall in 2000 by Atlanta and skated three seasons with the Thrashers...D Dustin Byfuglien is a native of Minneapolis, D Mark Stuart is from Rochester, and RW Blake Wheeler hails from Plymouth and went to the University of Minnesota.

LAST TRADE BETWEEN THRASHERS AND WILD: 06/14/06, Acquired D Petteri Nummelin in exchange for a 2007 third round pick (Spencer Machacek).

2011-2012 MATCHUPS

Tue.	12/13	MTS Centre	7:30 p.m.	Thur.	2/16	Xcel Energy Center	7:00 p.m.
------	-------	------------	-----------	-------	------	--------------------	-----------



NHL INFORMATION

ORDER OF SELECTION FOR 2012 ENTRY DRAFT

The NHL's annual Draft Drawing is a weighted lottery system to determine the order of selection for the first 14 picks of the 2012 Entry Draft.

The 14 teams that did not qualify for the Stanley Cup Playoffs, or clubs that acquired those clubs' 2012 first-round draft picks, participate in the Drawing.

The Club selected in the drawing may not move up more than four positions in the draft order, thus only the five Clubs with the fewest regular-season points have the opportunity to receive the first overall selection.

No Club can move down more than one position as a result of the Draft Drawing.

In the first round of the 2012 Entry Draft, the order of selection is as follows:

- The first 14 selections, as determined by the Draft Drawing (see above);
- Clubs eliminated in the first two rounds of the 2012 Stanley Cup Playoffs, regular-season division winners excluded, in inverse order of points;
- Regular-season division winning clubs eliminated in the first two rounds of the 2012 Stanley Cup Playoffs, in inverse order of points;
- Clubs eliminated in the 2012 Conference Finals, in inverse order of points;
- Stanley Cup finalist
- Stanley Cup champion

In the second and subsequent rounds the order of selection is as follows:

- Non-playoff clubs in inverse order of points;
- Clubs eliminated in the first two rounds of the 2012 Stanley Cup Playoffs, regular-season division winners excluded, in inverse order of points;
- Regular-season division winning clubs eliminated in the first two rounds of the 2012 Stanley Cup Playoffs, in inverse order of points;
- Clubs eliminated in the 2012 Conference Finals, in inverse order of points;
- Stanley Cup finalist
- Stanley Cup champion

ELIGIBILITY FOR CLAIM

- All Players age 18 or older are eligible for claim in the Entry Draft, except:
 - A Player on the Reserve List of a Club, other than as a try-out;

- A Player who has been claimed in two prior Entry Drafts;
- A Player who previously played in the League and became a Free Agent pursuant to this Agreement;
- A Player age 21 or older who: (A) has not been selected in a previous Entry Draft and (B) played hockey for at least one season in North America when he was age 18, 19, or 20 and shall be eligible to enter the League as an Unrestricted Free Agent pursuant to Article 10.1(d); and 18
- A Player age 22 or older who has not been selected in a previous Entry Draft and shall be eligible to enter the League as an Unrestricted Free Agent pursuant to Article 10.1(d).

UNSIGNED DRAFT CHOICES

- A player aged 18 or 19 who was selected in the first three rounds of the Entry Draft and who was not signed by his NHL Club may not be retained by the Club and must be returned to his junior Club no later than the day prior to the opening of the NHL regular season.
- A player aged 18 or 19 who was selected in the fourth or subsequent rounds who has not been signed by his NHL Club may not be retained by his Club and must be returned to his junior Club no later than the fourth day prior to the opening of the NHL regular season.

ENTRY LEVEL PLAYERS

- Players 18 through 21 years of age when signing their first contract must remain in the entry-level system for a period of three years; players age 22 and 23 when signing their first contract are in the entry level system for two years; while those age 24 when signing their first contract are in the entry level system for one year. Age is defined as the player's age on September 15 of the calendar year in which he signs the contract, regardless of his actual age on the date he signs such contract.
- In the event that a signed 18 or 19-year-old player does not play a minimum of 10 NHL games (regular season and/or playoffs) in his first season under contract, the term of his player contract and his number of years in the entry level system will be extended for a period of one year. The exception to this is a 19-year-old player who turns 20 years of age between September 16 and December 31 in his first contract year.
- In the event that a player signs his first contract at age 18 and has had his Player Contract extended for one season already, and such player does not play at least 10 NHL games (regular season and/or playoffs) in the second season under that player's Player Contract, then the term of his Player



NHL INFORMATION

Contract and his number of years in the Entry Level System shall be extended for one additional year.

23-MAN ROSTER

There may be a maximum of 23 players on each Club's playing roster at any one time from the commencement of the NHL regular season through the trade deadline. Prior to the start of the season, each Club must submit to the NHL its "Opening Day Playing Roster" which shall be comprised of not more than 23 players. Each Club must have a roster of at least 20 players, composed of 18 skaters and two goaltenders. Players on Injured Reserve do not count in the 23-Man Roster limit.

INJURED RESERVE LIST

In the event that a player is injured and a Club wishes to place him on the Injured Reserve List, the Club must follow these procedures.

1. A Club may place a player on the injured reserve list if such player is injured, disabled or ill and unable to perform his duties as a hockey player after having passed the Club's initial physical examination in that season.
2. A player who has an injury that renders him physically unable to play for a minimum of seven days after that date of the injury can be placed on the Club's Injured Reserve List. Once a player is placed on the injured reserve, the Club may replace said player on its NHL roster with another player. All determinations that a player has suffered an injury warranting injured reserve status must be made by the Club's medical staff and in accordance with the Club's medical standards.
3. A player placed on Injured Reserve is ineligible to compete in NHL games for a period of not less than seven days from the date of injury.
4. Players on Injured Reserve may attend Club meetings and meals, travel with the Club and participate in practice sessions.
5. Players on Injured Reserve are prohibited from appearing in games, participating in pre-game warm-ups with their Clubs, or dressing in game uniforms on game days.

REGULAR SEASON WAIVERS

For purposes of Regular Waivers and Re-Entry Waivers, the five (5) year exemption for an 18 year old skater and the four (4) year exemption for a 19 year old skater shall both be reduced to three (3) years commencing the first season that the 18 or 19 year old skater plays in eleven (11) NHL Games or more. The next two (2) seasons, regardless of whether the skater plays any NHL Games in either season, shall count as the second and third years toward satisfying the exemption. For purposes of Regular Waivers and Re-Entry Waivers, the six (6) year exemp-

tion for an 18 year old goalie and the five (5) year exemption for a 19 year old goalie shall both be reduced to four (4) years commencing the first season that the 18 or 19 year old goalie plays in eleven (11) NHL Games or more. The next three (3) seasons, regardless of whether the goalie plays any NHL Games in any of those three (3) seasons, shall count as the next three (3) years toward satisfying the exemption.

The first season in which a Player who is age 20 or older plays in one (1) or more Professional Games shall constitute the first year for calculating the number of years he is exempt from Regular Waivers and Re-Entry Waivers.

A Player 25 years old or older who plays in one (1) or more Professional Games in any season shall be exempt from Regular Waivers and Re-Entry Waivers for the remainder of that season.

TIE-BREAKING PROCEDURES (NHL BY-LAW 27.3)

At the conclusion of the regular Schedule of Championship Games the standing of the teams in each Conference shall be determined in accordance with the following priorities in the order listed:

- a) First place in each of the three divisions seeded 1, 2 and 3.
- b) The higher number of points earned by the Club.
- c) The greater number of games won by the Club (excluding games won in the Shootout).
- d) The higher number of points earned in games against each other among two or more Clubs having equal standing under priorities (b) and (c).
- e) The greater differential between goals scored for and against by clubs having equal standing under priority (d).



NHL CRITICAL DATES

SEPTEMBER

- 9 Opening Day of Rookie Camp
- 16 Opening Day of Training Camp
- 19 Pre-season schedule begins
- 20 NHL Board of Governors Meeting
- 21-24 USHL Fall Classic (Sioux City, IA)
- 26 Kraft Hockeyville – Winnipeg Jets vs. Ottawa Senators (Mile One Centre, St. John's, NL)

OCTOBER

- 1 Hockey Fights Cancer Awareness Month
- 5 Opening Day Playing Rosters set (3:00 p.m. ET)
- 6 Opening Night – 94th NHL Regular Season begins
- 6 Bruins Raise Stanley Cup Banner – Philadelphia Flyers at Boston Bruins
- 6 NHL Face-Off (Winnipeg)
- 7 2011 Compuware NHL Premiere – Anaheim Ducks at Buffalo Sabres (Helsinki, FIN)
- 7 2011 Compuware NHL Premiere – New York Rangers at Los Angeles Kings (Stockholm, SWE)
- 8 2011 Compuware NHL Premiere – New York Rangers at Anaheim Ducks (Stockholm, SWE)
- 8 2011 Compuware NHL Premiere – Buffalo Sabres at Los Angeles Kings (Berlin, GER)
- 9 Winnipeg Jets host first 2011-12 regular season game at MTS Centre (vs. Montreal Canadiens)
- 26 A Celebration of Lester Patrick (St. Paul, MN)
Recipients: Mark Johnson, Bob Pulford, Tony Rossi, Jeff Sauer

NOVEMBER

- 7-17 2011 Subway Super Series (CHL)
- 8-13 U20 Four Nations Cup
- 12 Hockey Hall of Fame Game (Ottawa Senators at Toronto Maple Leafs)
- 13 Hockey Hall of Fame Legends Classic
- 14 Hockey Hall of Fame Induction Ceremony (Toronto, ON)
Inductees: Ed Belfour, Doug Gilmour, Mark Howe, Joe Nieuwendyk (Player Category)
- 25 First NBC Broadcast: Detroit Red Wings at Boston Bruins
- 26 NHL Founders Day (1917) – 11 games on schedule

DECEMBER

- 1 Signing deadline for Group 2 free agents (5:00 p.m. ET)
- 5-6 NHL Board of Governors Meeting (CA)
- 12 U.S. Hockey Hall of Fame Induction Ceremony (Chicago, IL)
Inductees: Chris Chelios, Mike Emrick, Ed Snider, Gary Suter, Keith Tkachuk
- 19-27 Holiday Roster Freeze in effect. For all players on an NHL active roster, injured reserve, or players with non-roster and injured non-roster status as of midnight, local time, December 19, a roster freeze shall apply through midnight local time December 27, with respect to waivers, trades and loans, subject to the exceptions provided for in CBA Article 16.10.
- 24-25 No scheduled practices - dressing rooms closed
- 26 – Jan.5 IIHF World U20 Championship (Edmonton & Calgary, AB)

JANUARY

- 2 2012 Bridgestone NHL Winter Classic – New York Rangers at Philadelphia Flyers (Philadelphia)
- 26-30 NHL All-Star Break (no games played)
- 26-29 No scheduled practices – dressing rooms closed
- 28 NHL Honda SuperSkills (Scotiabank Place, Ottawa, ON)
- 29 59th NHL All-Star Game (Scotiabank Place, Ottawa, ON)
- 29 AHL All-Star Skills Competition (Atlantic City, NJ)
- 30 AHL All-Star Classic (Atlantic City, NJ)
- 31 NHL Regular Season Schedule Resumes
- 31- Feb 1 Home Hardware CHL/NHL Top Prospects Game (Kelowna, BC)

FEBRUARY

- 1 Hockey is for Everyone Month
- 11 CBC's Hockey Day in Canada (Host: PEI)
Edmonton Oilers at Ottawa Senators; Montreal Canadiens at Toronto Maple Leafs;
Vancouver Canucks at Calgary Flames
- 17-19 Hockey Weekend Across America (USA Hockey)
- 19 Hockey Day in America (NBC)
- 27 Trade deadline (3:00 p.m. ET)

MARCH

- 12-14 NHL General Managers Meeting (Boca Raton, FL)
- 23-25 NCAA Regionals

APRIL

- 5-7 NCAA Frozen Four (St. Pete Times Forum, Tampa, FL)
- 7 Busiest Day in NHL season – 15 games
- 7 Last day of 2011-12 regular season
- 11 Stanley Cup Playoffs begin
- 12-22 IIHF U18 World Championship (Czech Republic)

MAY

- 4-20 IIHF World Championship (Helsinki, FIN, Stockholm, SWE)
- 5-13 2012 RBC Cup (Elgar Petersen Arena, Humboldt, SK)
- 18-27 2011 CHL Memorial Cup (Centre Bionest, Shawinigan, QC)
- 28-June 2 2012 NHL Combine

JUNE

- 15 Last possible day for 2012 Stanley Cup Final
- TBA Deadline for first club-elected salary arbitration (later of June 15 or 48 hours after the conclusion of the Stanley Cup Final, 5:00 p.m. ET)
- 20 2012 NHL Awards
- 22-23 NHL Entry Draft

JULY

- 1 Free Agency period begins
- 5 Deadline for player-elected salary arbitration notification (5:00 p.m. ET)
- 6 Deadline for club-elected salary arbitration notification (5:00 p.m. ET)
- 20 – Aug.4 Salary arbitration hearings held

AUGUST

- 6 Deadline for salary arbitration decisions to be rendered



NHL OFFICIALS

REFEREES	SWEATER #	REFEREES	SWEATER #	REFEREES	SWEATER #
AUGER, Stephane	15	KOZARI, Steve	40	POLLOCK, Kevin	33
*BANFIELD, David	44	L'ECUYER, Frederick	17	REHMAN, Kyle	37
*BURCHELL, Darcy	42	LARUE, Dennis	14	ROONEY, Chris	5
*CHARRON, Frances	46	LEE, Chris	28	*SKILLITER, Graham	48
DEVORSKI, Paul	10	LEGGO, Mike	3	ST. LAURENT, Francois	38
DWYER, Gord	19	*LEMELIN, Mark	41	ST. PIERRE, Justin	12
FURLATT, Eric	27	MARTELL, Rob	26	SUTHERLAND, Kelly	11
HASENFRATZ, Mike	2	MCCAULEY, Wes	4	VAN MASSENHOVEN, Don	21
HEBERT, Ghislain	22	MEIER, Brad	34	*VINNERBORG, Marcus	45
*HEBERT, Jean	43	MORTON, Dean	36	WALKOM, Stephen	24
JACKSON, Dave	8	O'HALLORAN, Dan	13	WALSH, Ian	29
JOANNETTE, Marc	25	O'ROURKE, Dan	9	WATSON, Brad	23
KIMMERLY, Greg	18	PEEL, Tim	20		
KOWAL, Tom	32	POCHMARA, Brian	16		

LINESMEN	SWEATER #	LINESMEN	SWEATER #	LINESMEN	SWEATER #
AMELL, Derek	75	HENDERSON, Don	91	NELSON, Thor	80
BARTON, Steve	59	HEYER, Shane	55	NOWAK, Tim	77
BRISEBOIS, David	96	KOVACHIK, Brad	71	*PANCICH, Bryan	94
CAMERON, Lonnie	74	LAZAROWICH, Brad	86	RACICOT, Pierre	65
CHAMPOUX, Pierre	67	MACH, Brian	78	RODY, Vaughan	73
CHERREY, Scott	50	*MacPHERSON, Matt	83	SCHACHTE, Dan	47
CORMIER, Michel	76	McELMAN, Andy	90	SERICOLO, Anthony	84
CVIK, Mike	88	MILLER, Steve	89	SHARRERS, Jay	57
DEVORSKI, Greg	54	MORIN, Jean	97	SHEWCHYK, Mark	92
DRISCOLL, Scott	68	MURPHY, Brian	93	WHELER, Mark	56
GALLOWAY, Ryan	82	MURRAY, Jonny	95		
GIBBS, Darren	66	NANSEN, Derek	70		

* Minor League Official



Front Row (L to R): Gordy Lee, John Jundt, Bob James Jr., Barry Fritz (Crew Supervisor), Scott Wheeler, Jeff Lehtinen, Paul Ryan. Back Row (L to R): Ken Kosel, Jim Larson, Bill Kronschnabel, Rick Tibesar, Rob Fritz, Dave Black, Jerry McLaughlin. Not Pictured: Ed Zepeda, (Scoring System Manager).



2011

2012

MEDIA



EVERY PLAYER
EVERY SHIFT
EVERY FAN



MEDIA POLICIES AND PROCEDURES

ACCESS: The Minnesota Wild organization and Communications department strive to make its players, coaches, management and other personnel available in a timely and responsible fashion to all accredited members of the media.

CREDENTIALS: Press seating at Wild home games at Xcel Energy Center is available to accredited media in the Al Shaver Press Box located on the south side of the Xcel Energy Center's press level. Single-game credentials must be requested no later than 5 p.m., the day prior to a game played Tuesday through Saturday and by 3 p.m., Friday for a Sunday or Monday holiday game. Requests should be made in writing to Deb Hanson, Minnesota Wild, 317 Washington Street, Saint Paul, MN 55102; facsimile requests at (651) 293-9574 or e-mail requests at "dhanson@wild.com" will also be accepted. Single-game credentials may be picked up at the media entrance near Gate 1, located on the southeast entrance of the Xcel Energy Center on Kellogg Boulevard. The elevator to the pressroom and press box is located in the southwest corner of the Xcel Energy Center near Gate 2. Due to occasional limited press box seating, those requesting single-game credentials will be seated on an as-available basis, with preference given to the following: local daily newspapers and wire services, television stations with sportscasts, radio stations which use actualities, visiting media, national media. Next preference goes to other Twin Cities media including weekly newspapers, general topic magazines and television shows and any other media that have a specific assignment to cover a Wild game. Those persons holding full-season Wild or NHL Team Management credentials MUST enter through Gate 1.

DAY-OF-GAME INTERVIEWS: After completion of the morning skate, which typically begins at approximately 10:15 a.m. (for a 7 p.m. start), is the best time to interview players and coaches on a game day. Requests to interview a player upon his arrival to Xcel Energy Center for the game will be accommodated upon the player's and coach's approval and should be requested at the morning skate. If the team is not practicing, the request should be made to the Wild, or visiting team public relations department, no later than 10 a.m. on the day of game. The Wild Communications department cannot guarantee access to players or coaches if no practice is scheduled. Interviews that need advance preparation or special accommodation by a Wild player or Communications staff member, such as live or studio television interviews pre- and post-game, should be made by contacting the Wild Communications department no later than 10 a.m. on the day of the game.

DAY-OF-GAME PRACTICES: On home game days when the Wild choose to practice, they will typically take the ice at 10:15 a.m. Media should plan on arriving by 10:15 a.m. for game-day practices. The visiting team's practice usually starts at 11:30 a.m. Call the Wild Communications department if there is a question regarding either team's practice schedule.

LOCKER ROOMS: NHL locker rooms close 90 minutes before game time. Requests for interviews to take place before the locker rooms are closed will be accommodated only upon prior approval by both the player and coach. The rooms will re-open five minutes after the game and remain open for 30 minutes. The officials' locker room is off limits to the media. Should a comment or interpretation from the game's referee or NHL supervisor be needed, contact a member of the Wild Communications department and a pool reporter may be assigned.

PHOTOGRAPHERS: Only those photographers on assignment will be allowed access to designated photography locations at rink level and in overhead positions. Xcel Energy Center spaces are accessible to local dailies, wire service photographers and local TV crews (for non-televised games). Two photography positions are reserved for Wild team photographers. Additional photography positions are determined on a first-come, first-served basis; however, in cases of increased photographer attendance, positions will be assigned by team photographer Bruce Kluckhohn. In all cases, photographers should check in with Bruce Kluckhohn in the pressroom before game time. Because of very limited photography locations, it is not possible to accommodate freelance photographers.

PRESS ROOM: Media possessing season credentials or those granted single-game credentials are invited to have a meal before each game in the press dining room, located on the lower level (Xcel Energy Center's south side). The Minnesota Wild charge media \$10 to eat a meal in the press dining room. The room opens two-and-one-half hours before game time. Dining room usage is limited to those presenting valid Wild credentials or NHL Team Management passes. It is impossible to accommodate family members, friends, guests or others. Any abuse of dining room privileges may cause forfeiture of a media pass. Limited refreshments are also available during intermissions.

MINNESOTA WILD WIRELESS INFORMATION: Wireless access is available throughout Xcel Energy Center by connecting to the wifi network. No username or password is needed.

TELEVISION COVERAGE: All television stations are prohibited by the National Hockey League from shooting and distributing game footage of any contest that is being broadcast from Xcel Energy Center by the Minnesota Wild, the visiting team or network television. Requests for special features and the like should be directed to the Wild Communications department.

MEDIA PARKING: The amount of parking available to the media at the Xcel Energy Center is limited. The Wild Communications department will issue full-season parking passes only to those media expected to attend the majority of home games throughout the 2011-12 season. All other parking requests will be handled on a per-game basis and are subject to availability. Media parking will be located in the RIVERCENTRE PARKING RAMP across Kellogg Boulevard from the arena. The ramp has two entrances: on Kellogg Boulevard and on Exchange Street, which can be accessed via Eagle Street (at the Kellogg and West Seventh intersection). To enter the building, media should take the West elevator to Skyway Level and enter the arena at the skyway entrance to Gate 1. An alternate option is to cross Kellogg Blvd. and enter through the main entrance at Gate 1.

MEDIA WEB SITE: The Minnesota Wild media website www.wild.com/pressbox provides media to access up-to-date press releases, game notes, postgame notes, multimedia and game day statistics among other information. Media can also use the site to request media credentials for specific games.



MEDIA RELATIONS TEAM

AARON SICKMAN

Manager, Media Relations and Team Services



Aaron Sickman starts his 14th year with the Minnesota Wild and sixth as Manager of Media Relations and Team Services. He started as an intern with the organization in June of 1998 and has held a number of positions in the club's communications and broadcasting department including Manager of Corporate Communications and Internet Services and Communications Manager.

His responsibilities include organizing television, radio and newspaper interview requests for players and front office personnel, assisting in the writing of all team information, facilitating player appearance requests and assisting in the organizations social media efforts. Sickman also assists in team operations managing practice times, equipment transfers and the clubs travel schedule.

A Twin Cities native, he attended John Marshall High School in Rochester, Minn., and graduated from Gustavus Adolphus College with a double major in Organizational Management and Geography. Sickman also earned a Master's in Sport Management from the University of Massachusetts Amherst and served as the media relations intern for the NFL's Miami Dolphins in 1997. He received the prestigious 2005-06 Dick Dillman Award, given to the NHL's top public relations staff. In 2003, The Hockey News selected the Minnesota Wild as possessing the NHL's best media relations department in its "The Best of Everything in Hockey" issue.

He and his wife, Kari, have two sons, Evan and Tate. The family resides in Burnsville.

RYAN STANZEL

Coordinator, Team Services and Corporate Communications



Ryan Stanzel is in his fifth season as the Wild's Media Relations and Team Services Coordinator. Stanzel has worked for Minnesota Sports & Entertainment since 2003, serving several roles with the Houston Aeros of the American Hockey League, including Vice President of Communications and Administration.

Stanzel helps arrange the Wild's travel and ticket needs on the road, and also handles the team's corporate communications, including requests for Majority Owner Craig Leipold.

A 2000 graduate of Wingate (N.C.) University, Stanzel has spent time with the ECHL's Louisiana IceGators, the Myrtle Beach Pelicans of the Carolina League, and the Arena Football League's Albany Firebirds.

Stanzel and his wife Keri, reside in the North Metro with their daughter, Emilia, and dog Daisy.



TELEVISION INFORMATION

FSNORTH™

FOX Sports North—the area's leading supplier of regional sports programming—and the Minnesota Wild's exclusive cable television partner since its inaugural season. The regional sports network enters its 10th consecutive year as part of this long-term partnership and will telecast 50 regular season Wild games during the 2010-11 campaign. The FOX Sports North telecasts feature the broadcast team of play-by-play announcer Dan Terhaar and color analyst Mike Greenlay. In addition to live game coverage, FOX Sports North airs a special half-hour show titled "Wild Live" before and after the games featuring the broadcast team of Tom Chorske, Robby Inc-mikoski, and Marney Gellner.

FOX Sports North reaches more than 2 million homes throughout Minnesota, Wisconsin, Iowa and North and South Dakota and telecasts nearly 2,600 hours of locally produced programming per year. The Emmy Award-winning regional sports network provides comprehensive coverage of the NBA's Minnesota Timberwolves, MLB's Minnesota Twins, the NHL's Minnesota Wild, the NFL's Minnesota Vikings, the WNBA's Minnesota Lynx as well as the University of Minnesota athletic events.

For the latest up-to-the-minute sports news and opinions, visit www.foxsportsnorth.com.



TELEVISION BROADCASTERS

DAN TERHAAR

Television Play-By-Play Announcer

Dan Terhaar is entering his seventh season as the television play-by-play announcer of the Minnesota Wild. He was named to the position on Sept. 14, 2005, and can be seen on the Wild's exclusive partner, FOX Sports North. Along with being the voice of Wild television broadcasts, he will be fully integrated into the organization's communications, sponsorship, marketing and community relations' efforts.

Terhaar also was the play-by-play announcer for KSTC-TV's coverage of the Minnesota State High School League Tournaments including boys' and girls' hockey and boys' and girls' basketball.

Terhaar, a graduate of E.J. Cooper High School in New Hope, Minn., has an extensive background in the Minnesota sports scene. Over the past few years, he has been the host of a number of weekly local sports magazine shows including the Minnesota Wild's Call of the Wild, the Minnesota Swarm's Inside Scoop and Minnesota Twins' Inside Pitch magazine shows. Terhaar has also served as an announcer on Victory Sports, called Minnesota State High School Tournament games for KSTC-TV, Channel 45, was a host of a morning show on KSTP Radio AM 1500 and Sports Director at WCCO Radio. He has a strong hockey background, having served as the radio voice of University of Minnesota Golden Gopher hockey from 1996 to 2003 on KSTP Radio. He also called college hockey games for St. Cloud State and the University of North Dakota.

Terhaar and his wife, Teresa, have three children, Ben, Hannah and Tom. The family resides in Andover.



MIKE GREENLAY

Television Analyst

Mike Greenlay enters his ninth year as the Minnesota Wild's Television Analyst. The former goalie, who was named to the television analyst position on Aug. 13, 2002, brings a unique perspective to the broadcast booth and provides in-depth analysis of the game both on and off the ice.

Greenlay will partner with Wild television play-by-play announcer Dan Terhaar on the club's exclusive broadcast partner FOX Sports North. Along with his analyst duties, Greenlay is fully integrated into the Wild's communications, marketing and community relations' efforts.

Prior to joining the Wild, Greenlay served as radio analyst for the Mighty Ducks of Anaheim for two seasons (1999-2001). He began his broadcast career with the Houston Aeros in 1995 serving as the team's radio and television color analyst for Fox Sports Southwest. Greenlay was the radio analyst for the Nashville Predators during its inaugural 1998-99 season, while also working as a television analyst for several networks. He spent three years as the television analyst for the Orlando Solar Bears on the Sunshine Network and the Central Collegiate Hockey Association on Fox Sports Detroit (1996-99). Greenlay also served as television analyst for the International Hockey League's Game of the Week (1995-99) and Turner Cup Finals (1995-99, 2001).

He played professional hockey for six seasons (1989-95) as a goaltender for several NHL organizations including the Edmonton Oilers, the Philadelphia Flyers and the Tampa Bay Lightning. Greenlay was a member of the 1988 Lake Superior State hockey team that won the NCAA Championship. He also was a part of the Atlanta Knights 1994 IHL Turner Cup Championship team.

Born in Brazil to Canadian parents, Greenlay was raised in Calgary, Alta., and holds an undergraduate degree in E-Commerce from the University of Phoenix and a Masters degree in Project Management. Greenlay and his wife, Amy, have a daughter, Halston, and a son, Landon. The family resides in Woodbury.





RADIO INFORMATION



KFAN Radio (100.3FM) enters its very first year as the official flagship station of the Minnesota Wild and the Minnesota Wild Radio Network. All Minnesota Wild hockey games, including preseason games, regular season contests and Stanley Cup playoff games will be broadcast on KFAN Radio as part of an exclusive radio agreement. Any preempted contests will be heard on KOOL 108. Veteran play-by-play man Bob Kurtz and former NHL defenseman Tom Reid make up KFAN's broadcast team. In addition to their work together with the Wild, the duo was paired together for nine seasons as the television voices of the Minnesota North Stars beginning in 1980. Kevin Falness continues as the third member of the broadcast team.

The Twin Cities leader in sports talk radio, KFAN recently made the move to the FM frequency, increasing its overall sports coverage with popular shows; The Power Trip, PA, The Common Man Program (KFAN's spelling) and Bumper to Bumper. The stations web site, KFAN.com, is also linked to the official web site of the Minnesota Wild, Wild.NHL.com. KFAN, celebrating its 20th year serving Minnesota Sports Fans, is a 100,000 watt station that serves as the Flagship to the Fan Radio Network which allows programming to reach most of Minnesota, Western Wisconsin and North Dakota. Operated by Clear Channel Communication, the largest owner of full-power AM, FM, and shortwave radio stations and twelve radio channels on XM Satellite Radio, and is also the largest pure-play radio station owner and operator. The group is a privately owned company founded in 1972.



The Minnesota Wild is committed to growing the sport of hockey throughout the state of Minnesota and upper Midwest as part of the Minnesota Wild Radio Network. Through a partnership with Skyview Satellite Networks, more than 30 radio affiliates will broadcast Wild hockey games to thousands of Minnesota fans. The Wild and its radio partners will create and execute a variety of fundraising, educational and inspiring promotional opportunities for youth hockey players in communities all across the region.

Skyview Satellite Networks currently provides the radio network distribution and inventory management for more than 30 professional franchises and major universities.

It also serves as the state news network of California and Arizona. Founded in 1995, Skyview Satellite Networks is based in Scottsdale, Ariz., and focuses on providing radio network solutions for major league sports. For more information visit skyviewnetworks.com.



RADIO INFORMATION

AFFILIATES (AS OF SEPTEMBER 12, 2011)

MINNESOTA

KATE 1450 AM	Albert Lea
KAUS 1480 AM	Austin
KBUN 1450 AM	Bemidji
KUAL 103.5 FM	Brainerd
KROX 1260 AM	Crookston
KOLM 1340 AM	Detroit Lakes
KQDS 1490 AM	Duluth
WELY 94.5 FM	Ely
KSUM 1370 AM	Fairmont
WXXZ 95.3 FM	Grand Marais
KOZY 1320 AM	Grand Rapids
KDWA 1460 AM	Hastings
WMFG 1240 AM	Hibbing
KGHS 1230 AM	Int'l Falls
KRBI 105.5 FM	Mankato
KMHL 1400 AM	Marshall
KFAN 100.3 FM	Mpls/St. Paul
KNUJ 860 AM	New Ulm
KCUE 1250 AM	Red Wing

KWEB 1270 AM	Rochester
KRWB 1410 AM	Roseau/Warroad
KXSS 1390 AM	St. Cloud
KKAQ 1460 AM	Thief River Falls
KVKK 1070 AM	Verndale
KAKK 1570 AM	Walker
KOWZ 1170 AM	Waseca
KWNO 1230 AM	Winona

NORTH DAKOTA

KFGO 790 AM	Fargo
KVOX 740 AM	Fargo
KKXL 1440 AM	Grand Forks

SOUTH DAKOTA

KSDN 930 AM	Aberdeen
KWSN 1230 AM	Sioux Falls
KVTK 1570 AM	Vermillion

WISCONSIN

WBIZ 1400 AM	Eau Claire
--------------	------------

KEVIN FALNESS

Executive Producer / Studio Host

Kevin Falness begins his 12th year as the Studio Host and Executive Producer of Minnesota Wild radio broadcasts on the club's new flagship station KFAN radio and across the Minnesota Wild Radio Network. He is the host of the team's pre- and post-game shows, and keeps fans up to date on all the late breaking hockey news and scores around the National Hockey League (NHL) between periods from the AT&T Studios.

Prior to the 2002-03 season, the Wild made a brand new home for the AT&T Studios – the state-of-the-art Fishing Lodge in Xcel Energy Center. It serves as the starting point for each and every radio broadcast for the Minnesota Wild Radio Network.

A graduate of St. Louis Park High School, Falness has worked in the radio industry for more than 16 years. Before joining the Minnesota Wild, he spent six years in Denver working in sports radio at KKFN.


Besides catching him on the radio broadcasts, you can also catch Falness hosting "Hockey Unplugged", providing updates both for the team's official Web site, wild.com and the official Minnesota Wild PONDcast. Falness will also serve as host of the two hour pre-game on KFAN of University of Minnesota Golden Gopher Football broadcasts.

He and his wife, Melissa, have a son, Brayden, and the family lives in St. Louis Park.





RADIO ANNOUNCERS



BOB KURTZ

Radio Play-By-Play Announcer

Bob Kurtz enters his 12th year behind the radio play-by-play microphone of the Minnesota Wild. Kurtz's distinctive voice and smooth delivery has been a staple of every Wild game during the club's first nine seasons. He, along with radio analyst and former NHL defenseman, Tom Reid, can now be heard on the official flagship station of Minnesota Wild hockey and the extensive radio network which blankets the State of Hockey, KFAN Radio (100.3 FM). In addition to calling Wild games, Kurtz and Reid were previously paired on Minnesota North Star telecasts and have worked side by side on University of Minnesota and Michigan State hockey broadcasts, as well.

The Detroit, Mich., native spent 11 years (1989-00) working with New England Sports Network (NESN) in Boston, Mass., prior to joining the Wild for its inaugural season. He was the network's play-by-play voice of the Boston Red Sox and also broadcast an array of sports including Boston Bruins hockey, Boston University hockey, the Hockey East Game of the Week and the American Hockey League.

Kurtz has strong Minnesota ties having served as the lead television announcer for the Minnesota North Stars for seven seasons on KMSP (1979-84) and KXLI (1987-88). He also performed play-by-play duties for the Minnesota Twins on KMSP from 1979 to 1986. He rejoined the ballclub this past summer as a member of the Twins radio team.

A graduate of Michigan State University, Kurtz returned to his alma mater to call Spartans hockey, football, baseball and basketball from 1974 to 1979. He has also done freelance play-by-play assignments with The Baseball Network (1994-95) and WJR Radio in Detroit.

He and his wife, Lorri, reside in Saint Paul. They have two sons, Paul and Danny.



TOM REID

Radio Analyst

Tom Reid begins his 11th year with the Minnesota Wild and his ninth season as the club's radio analyst. Reid and Bob Kurtz will work together as the voices of Wild hockey on the club's official flagship station KFAN Radio (100.3 FM), and the extensive radio network which blankets the State of Hockey. In addition to their work with the Wild, the pair served as television broadcast partners with the North Stars beginning in 1980.

The former NHL defenseman spent his first two years with the club as Minnesota's television analyst sharing his hockey knowledge with millions of hockey fans across Minnesota. Reid joined the organization on Aug. 10, 2000, and along with his analyst duties, has been fully integrated into the organization's communications, sponsorship, marketing and community relations' efforts.

Reid spent 11 years playing in the NHL beginning with the Chicago Blackhawks (1967-69) and then with the Minnesota North Stars (1969-78). In 701 career regular-season games, the defenseman tallied 130 points on 17 goals and 113 assists and notched 654 penalty minutes. He added 14 points (one goal, 13 assists) and 49 penalty minutes in 43 career Stanley Cup playoff games.

Following his playing career, Reid spent the next 12 years as a television/radio analyst for the North Stars. Prior to his coming on board with the Wild, he served as the television analyst for University of Minnesota Gopher hockey telecasts and was a television analyst for the Minnesota state high school hockey tournament.

The Fort Erie, Ont., native has been very active in community service projects since moving to Minnesota more than 30 years ago. Reid is presently involved with Minnesota's newest children's wish granting organization "Wishes & More". He was a co-founder of the Minnesota chapter of the Make-A-Wish Foundation in 1982, and served as the organization's volunteer vice president for 16 years.

Reid was on the initial Board of Directors for the NHL Alumni Association and served as the President of the Minnesota NHL Alumni Chapter from 1998 to 2010. Reid is also the owner of Tom Reid's Hockey City Pub in downtown Saint Paul.

He and his wife, Patty, reside in Eagan. They have a daughter, Rebecca, who also resides in Eagan.

YOUR TEAM, YOUR TICKETS



CAN'T MISS A GAME? CAN'T MAKE A GAME?

Buy and sell Wild tickets with Ticketmaster, the Official Fan Resale Marketplace of the Minnesota Wild and NHL®.

Visit wild.com/ticketexchange



ticketmaster

The Official Fan Resale Partner of the NHL®

©NHL 2011. All Rights Reserved.



2011-2012 WILD SCHEDULE

HOME GAME

ROAD GAME

ALL TIMES CENTRAL. GAME DATES & TIMES SUBJECT TO CHANGE
For the latest game information, please visit wild.com

SEPTEMBER

SUN	MON	TUE	WED	THU	FRI	SAT
18	19	EDM- 8:00	21	STL- 7:00	CBJ- 7:00	PIT- 2:00
25	26	STL- 7:00	28	CBJ- 6:00	30	EDM- 7:00

• DENOTES PRESEASON GAMES

OCTOBER

SUN	MON	TUE	WED	THU	FRI	SAT
						1
2	3	4	5	6	7	8 FSN CBJ 7:00
9	10 FSN NVI 12:00	11 FSN OTT 6:30	12	13 FSN EDM 7:00	14	15 FSN DET 7:00
16	17	18 VS PIT 6:30	19	20 FSN EDM 8:30	21	22 FSN VAN 3:00
23	24	25	26	27 FSN ANA 7:00	28	29 FSN DET 7:00
30	31					

Listen to every game on the New Home for Wild Hockey - KFAN FM 100.3

NOVEMBER

SUN	MON	TUE	WED	THU	FRI	SAT
		1 FSN DET 6:30	2	3 FSN VAN 7:00	4	5 FSN STL 7:00
6	7	8 FSN CGY 8:30	9	10 FSN SJ 9:30	11	12 FSN LA 9:30
13 FSN ANA 7:00	14	15 FSN CBJ 6:00	16	17 FSN COL 7:00	18	19 FSN STL 7:00
20	21	22	23 FSN NSH 7:00	24	25 FSN EDM 3:00	26
27 FSN CGY 5:00	28 VS TB 6:30	29	30 FSN EDM 8:30			

DECEMBER

SUN	MON	TUE	WED	THU	FRI	SAT
				1	2 FSN NJ 7:00	3
4 FSN ANA 7:00	5	6 FSN SJ 9:30	7	8 FSN LA 9:30	9	10 FSN PHX 7:00
11	12	13 FSN WPG 7:30	14 VS CHI 6:30	15	16	17 FSN NVI 7:00
18	19 FSN VAN 9:00	20 FSN CGY 8:00	21	22 FSN EDM 8:30	23	24
25	26 FSN COL 5:00	27	28 FSN NSH 7:00	29 FSN EDM 7:00	30	31 FSN PHX 5:00

JANUARY

SUN	MON	TUE	WED	THU	FRI	SAT
1	2	3	4 FSN VAN 9:00	5	6	7 FSN CGY 9:00
8	9	10 VS SJ 6:30	11	12 FSN CHI 7:30	13	14 FSN STL 7:00
15	16	17 FSN PHI 6:00	18	19 FSN TOR 6:00	20	21 FSN DAL 8:00
22	23	24 VS COL 8:00	25	26	27	28
29 ALEXANDER GAME	30	31 FSN NSH 7:00				

FEBRUARY

SUN	MON	TUE	WED	FRI	SAT	
			1	2 FSN COL 8:00	3	4 FSN DAL 7:00
5	6	7 FSN CBJ 6:00	8	9 FSN VAN 7:00	10	11 FSN CBJ 7:00
12	13	14 VS ANA 6:30	15	16 FSN WPG 7:00	17	18 FSN STL 1:00
19 NBC BOS 2:00	20	21	22	23 FSN FLA 6:30	24 FSN DAL 7:30	25
26 FSN SJ 5:00	27	28 VS LA 6:30	29			

MARCH

SUN	MON	TUE	WED	THU	FRI	SAT
				1 FSN MTL 6:00	2 FSN DET 6:30	3
4 FSN COL 6:00	5	6 FSN COL 8:00	7	8 FSN PHX 8:00	9	10
11 FSN CGY 5:00	12	13 FSN DAL 7:00	14	15	16	17 FSN CAR 1:00
18	19 FSN VAN 7:00	20	21	22 FSN CGY 7:00	23	24 FSN BUF 6:00
25 VS WSH 4:00	26	27 FSN NYR 7:00	28	29 FSN FLA 7:00	30	31 FSN LA 7:00

APRIL

SUN	MON	TUE	WED	THU	FRI	SAT
1 FSN CHI 6:00	2	3 FSN NSH 7:00	4	5 FSN CHI 7:00	6	7 FSN PHX 7:00

FSNORTH

KFAN
SPORTS RADIO - FM 100.3

KOOL
108
MINNESOTA'S GREAT HIT

SKYVIEW
NETWORKS

We have more
great saves than
the league's
top goaltender.

Save energy. Save money.
Find great tips, cool ideas and
simple ways to do both.

ResponsibleByNature.com



RESPONSIBLE BY NATURE™



Having a smart game plan can help you score success



When you're trying to reach your goals for financial success, we can help you stay ahead of the game with a wide range of financial solutions. Call, click or stop by and talk with a banker.

**For 24-hour banking or location information
call 1-800-TO-WELLS**

wellsfargo.com

© 2011 Wells Fargo Bank, N.A. All rights reserved.
Member FDIC. (589511_02640)

Together we'll go far

