



# SPRING RACE MEETING

**Brands Hatch Indy Circuit**

**9th & 10th April 2011**



**Results Provided by Timing Solutions Ltd**  
[www.tsl-timing.com](http://www.tsl-timing.com)

# Apple MG Trophy Championship

## QUALIFYING - RACE 1 - CLASSIFICATION

POS	NO	CL	NAME	ENTRY	TIME	ON	LAPS	GAP	DIFF	MPH
1	3	B	Christopher BRAY	MG ZR 190	54.228	10	13			79.57
2	1	B	Paul STREATHER	MG ZR 190	54.284	15	15	0.056	0.056	79.49
3	69	A2	Paul LUTI	MG LE 500	54.343	10	15	0.115	0.059	79.40
4	99	B	Doug COLE	MG ZR 190	55.027	13	16	0.799	0.684	78.41
5	8	B	Ben JACQUES	MG ZR 190	55.304	8	16	1.076	0.277	78.02
6	22	B	Gary WETTON	MG ZR 190	55.840	12	12	1.612	0.536	77.27
7	16	B	Robin WALKER	MG ZR 190	56.369	5	7	2.141	0.529	76.55
8	11	C	Andy CAMPBELL	MG ZR 160	57.125	12	15	2.897	0.756	75.53
9	17	C	Oliver BARNARD	MG ZR 160	57.278	7	12	3.050	0.153	75.33
10	6	C	Ross MAKAR	MG ZR 160	57.592	14	14	3.364	0.314	74.92
11	5	C	Julia PENFOLD	MG ZR 160	57.613	13	15	3.385	0.021	74.89
12	23	C	Paul SAVAGE	MG ZR 160	58.676	15	15	4.448	1.063	73.54
13	41	C	David WILLIAMS	MG ZR 160	58.772	15	15	4.544	0.096	73.42
14	65	D	David KOSKELA	MG F 160	59.945	6	15	5.717	1.173	71.98
15	95	D	Marc KOSKELA	MG F 160	1:00.146	13	14	5.918	0.201	71.74
16	20	C	Ewart KITSON	MG ZR 160	1:00.582	5	8	6.354	0.436	71.22
17	13	B	Tom FITZSIMMONS	MG ZR 190	1:01.779	12	14	7.551	1.197	69.84
18	52	C	Ian EVANS	MG ZR 160	1:01.958	5	8	7.730	0.179	69.64
19	75	D	Michael KOSKELA	MG F 160	1:02.876	11	14	8.648	0.918	68.62

Cars 16 and 17 transponder not working please rectify for race

Brands Hatch Indy  
Circuit Length = 1.1986 miles  
Start: 09:00 End: 09:16

Weather / Track : Sunny / Dry  
These results are provisional until the conclusion of any judicial and technical matters.

Clerk of Course :		Timekeeper :
-------------------	--	--------------

# Apple MG Trophy Championship

## QUALIFYING - RACE 1 - LAP ANALYSIS

<b>1</b>	<b>Paul STREATHER</b>		<b>B MG ZR 190</b>				
1 -	1:08.343	+ 14.059	9:01:39.703	9 -	54.522	+ 0.238	9:09:47.319
2 -	58.501	+ 4.217	9:02:38.204	10 -	56.421	+ 2.137	9:10:43.740
3 -	56.591	+ 2.307	9:03:34.795	11 -	54.594	+ 0.310	9:11:38.334
4 -	55.430	+ 1.146	9:04:30.225	12 -	54.409	+ 0.125	9:12:32.743
5 -	55.186	+ 0.902	9:05:25.411	13 -	54.432	+ 0.148	9:13:27.175
6 -	55.262	+ 0.978	9:06:20.673	14 -	55.188	+ 0.904	9:14:22.363
7 -	1:33.532 P	+ 39.248	9:07:54.205	15 -	<b>54.284</b>		<b>9:15:16.647</b>
8 -	58.592	+ 4.308	9:08:52.797				
<b>3</b>	<b>Christopher BRAY</b>		<b>B MG ZR 190</b>				
1 -	1:16.553	+ 22.325	9:01:32.838	8 -	54.942	+ 0.714	9:07:58.939
2 -	57.290	+ 3.062	9:02:30.128	9 -	54.795	+ 0.567	9:08:53.734
3 -	54.592	+ 0.364	9:03:24.720	10 -	<b>54.228</b>		<b>9:09:47.962</b>
4 -	54.764	+ 0.536	9:04:19.484	11 -	3:04.675 P	+ 2:10.447	9:12:52.637
5 -	54.670	+ 0.442	9:05:14.154	12 -	1:00.235	+ 6.007	9:13:52.872
6 -	55.016	+ 0.788	9:06:09.170	13 -	54.387	+ 0.159	9:14:47.259
7 -	54.827	+ 0.599	9:07:03.997				
<b>5</b>	<b>Julia PENFOLD</b>		<b>C MG ZR 160</b>				
1 -	1:12.355	+ 14.742	9:01:35.551	9 -	58.740	+ 1.127	9:09:33.056
2 -	1:02.145	+ 4.532	9:02:37.696	10 -	57.949	+ 0.336	9:10:31.005
3 -	1:00.987	+ 3.374	9:03:38.683	11 -	58.129	+ 0.516	9:11:29.134
4 -	59.099	+ 1.486	9:04:37.782	12 -	59.420	+ 1.807	9:12:28.554
5 -	58.943	+ 1.330	9:05:36.725	13 -	<b>57.613</b>		<b>9:13:26.167</b>
6 -	59.055	+ 1.442	9:06:35.780	14 -	59.023	+ 1.410	9:14:25.190
7 -	59.543	+ 1.930	9:07:35.323	15 -	57.832	+ 0.219	9:15:23.022
8 -	58.993	+ 1.380	9:08:34.316				
<b>6</b>	<b>Ross MAKAR</b>		<b>C MG ZR 160</b>				
1 -	1:08.303	+ 10.711	9:01:22.695	8 -	57.741	+ 0.149	9:08:15.731
2 -	59.481	+ 1.889	9:02:22.176	9 -	57.879	+ 0.287	9:09:13.610
3 -	59.138	+ 1.546	9:03:21.314	10 -	57.989	+ 0.397	9:10:11.599
4 -	58.303	+ 0.711	9:04:19.617	11 -	58.935	+ 1.343	9:11:10.534
5 -	59.693	+ 2.101	9:05:19.310	12 -	57.808	+ 0.216	9:12:08.342
6 -	1:00.123	+ 2.531	9:06:19.433	13 -	1:02.154	+ 4.562	9:13:10.496
7 -	58.557	+ 0.965	9:07:17.990	14 -	<b>57.592</b>		<b>9:14:08.088</b>
<b>8</b>	<b>Ben JACQUES</b>		<b>B MG ZR 190</b>				
1 -	1:11.012	+ 15.708	9:01:52.412	9 -	55.815	+ 0.511	9:09:22.372
2 -	57.859	+ 2.555	9:02:50.271	10 -	55.738	+ 0.434	9:10:18.110
3 -	56.510	+ 1.206	9:03:46.781	11 -	55.360	+ 0.056	9:11:13.470
4 -	56.654	+ 1.350	9:04:43.435	12 -	55.668	+ 0.364	9:12:09.138
5 -	56.221	+ 0.917	9:05:39.656	13 -	55.844	+ 0.540	9:13:04.982
6 -	56.134	+ 0.830	9:06:35.790	14 -	57.084	+ 1.780	9:14:02.066
7 -	55.463	+ 0.159	9:07:31.253	15 -	58.764	+ 3.460	9:15:00.830
8 -	<b>55.304</b>		<b>9:08:26.557</b>	16 -	55.480	+ 0.176	9:15:56.310
<b>11</b>	<b>Andy CAMPBELL</b>		<b>C MG ZR 160</b>				
1 -	1:21.090	+ 23.965	9:01:57.365	9 -	57.610	+ 0.485	9:09:46.335
2 -	1:02.365	+ 5.240	9:02:59.730	10 -	59.132	+ 2.007	9:10:45.467
3 -	58.718	+ 1.593	9:03:58.448	11 -	57.566	+ 0.441	9:11:43.033
4 -	59.137	+ 2.012	9:04:57.585	12 -	<b>57.125</b>		<b>9:12:40.158</b>
5 -	58.132	+ 1.007	9:05:55.717	13 -	1:00.069	+ 2.944	9:13:40.227
6 -	58.458	+ 1.333	9:06:54.175	14 -	58.241	+ 1.116	9:14:38.468
7 -	57.420	+ 0.295	9:07:51.595	15 -	59.615	+ 2.490	9:15:38.083
8 -	57.130	+ 0.005	9:08:48.725				
<b>13</b>	<b>Tom FITZSIMMONS</b>		<b>B MG ZR 190</b>				
1 -	1:29.970	+ 28.191	9:02:08.661	8 -	1:02.771	+ 0.992	9:09:44.949
2 -	1:10.756	+ 8.977	9:03:19.417	9 -	1:06.009	+ 4.230	9:10:50.958
3 -	1:05.426	+ 3.647	9:04:24.843	10 -	1:03.260	+ 1.481	9:11:54.218

Cars 16 and 17 transponder not working please rectify for race

Weather / Track : Sunny / Dry

Brands Hatch Indy  
Circuit Length = 1.1986 miles  
Start: 09:00 End: 09:16

# Apple MG Trophy Championship

## QUALIFYING - RACE 1 - LAP ANALYSIS

4 -	1:03.490	+ 1.711	9:05:28.333	11 -	1:02.775	+ 0.996	9:12:56.993
5 -	1:03.264	+ 1.485	9:06:31.597	12 -	<b>1:01.779</b>		<b>9:13:58.772</b>
6 -	1:05.845	+ 4.066	9:07:37.442	13 -	1:04.145	+ 2.366	9:15:02.917
7 -	1:04.736	+ 2.957	9:08:42.178	14 -	1:02.715	+ 0.936	9:16:05.632
<b>16</b>	<b>Robin WALKER</b> B MG ZR 190						
1 -	1:14.164	+ 17.795	9:01:35.043	5 -	<b>56.369</b>		<b>9:05:30.205</b>
2 -	1:00.815 P	+ 4.446	9:02:35.858	6 -	56.420	+ 0.051	9:06:26.625
3 -	1:01.483	+ 5.114	9:03:37.341	7 -	57.200	+ 0.831	9:07:23.825
4 -	56.495	+ 0.126	9:04:33.836				
<b>17</b>	<b>Oliver BARNARD</b> C MG ZR 160						
1 -	1:08.688	+ 11.410	9:03:07.592	7 -	<b>57.278</b>		<b>9:10:32.226</b>
2 -	1:00.733	+ 3.455	9:04:08.325	8 -	57.605	+ 0.327	9:11:29.831
3 -	58.212	+ 0.934	9:05:06.537	9 -	57.806	+ 0.528	9:12:27.637
4 -	57.578	+ 0.300	9:06:04.115	10 -	1:02.779	+ 5.501	9:13:30.416
5 -	2:24.304 P	+ 1:27.026	9:08:28.419	11 -	59.449	+ 2.171	9:14:29.865
6 -	1:06.529	+ 9.251	9:09:34.948	12 -	57.529	+ 0.251	9:15:27.394
<b>20</b>	<b>Ewart KITSON</b> C MG ZR 160						
1 -	1:16.324	+ 15.742	9:01:53.760	5 -	<b>1:00.582</b>		<b>9:05:59.638</b>
2 -	1:02.788	+ 2.206	9:02:56.548	6 -	1:01.000	+ 0.418	9:07:00.638
3 -	1:01.295	+ 0.713	9:03:57.843	7 -	3:52.066 P	+ 2:51.484	9:10:52.704
4 -	1:01.213	+ 0.631	9:04:59.056	8 -	1:11.645	+ 11.063	9:12:04.349
<b>22</b>	<b>Gary WETTON</b> B MG ZR 190						
1 -	1:12.328	+ 16.488	9:01:52.321	7 -	56.119	+ 0.279	9:07:36.851
2 -	1:00.879	+ 5.039	9:02:53.200	8 -	57.552	+ 1.712	9:08:34.403
3 -	58.374	+ 2.534	9:03:51.574	9 -	56.503	+ 0.663	9:09:30.906
4 -	56.217	+ 0.377	9:04:47.791	10 -	56.198	+ 0.358	9:10:27.104
5 -	56.530	+ 0.690	9:05:44.321	11 -	55.868	+ 0.028	9:11:22.972
6 -	56.411	+ 0.571	9:06:40.732	12 -	<b>55.840</b>		<b>9:12:18.812</b>
<b>23</b>	<b>Paul SAVAGE</b> C MG ZR 160						
1 -	1:12.807	+ 14.131	9:01:41.632	9 -	58.791	+ 0.115	9:09:40.301
2 -	1:01.720	+ 3.044	9:02:43.352	10 -	59.675	+ 0.999	9:10:39.976
3 -	1:00.172	+ 1.496	9:03:43.524	11 -	59.293	+ 0.617	9:11:39.269
4 -	59.985	+ 1.309	9:04:43.509	12 -	58.989	+ 0.313	9:12:38.258
5 -	59.861	+ 1.185	9:05:43.370	13 -	58.833	+ 0.157	9:13:37.091
6 -	59.630	+ 0.954	9:06:43.000	14 -	59.909	+ 1.233	9:14:37.000
7 -	58.709	+ 0.033	9:07:41.709	15 -	<b>58.676</b>		<b>9:15:35.676</b>
8 -	59.801	+ 1.125	9:08:41.510				
<b>41</b>	<b>David WILLIAMS</b> C MG ZR 160						
1 -	1:12.422	+ 13.650	9:01:36.963	9 -	59.283	+ 0.511	9:09:39.850
2 -	1:03.437	+ 4.665	9:02:40.400	10 -	59.229	+ 0.457	9:10:39.079
3 -	1:00.239	+ 1.467	9:03:40.639	11 -	58.953	+ 0.181	9:11:38.032
4 -	59.895	+ 1.123	9:04:40.534	12 -	59.478	+ 0.706	9:12:37.510
5 -	1:00.775	+ 2.003	9:05:41.309	13 -	58.990	+ 0.218	9:13:36.500
6 -	59.489	+ 0.717	9:06:40.798	14 -	59.744	+ 0.972	9:14:36.244
7 -	59.579	+ 0.807	9:07:40.377	15 -	<b>58.772</b>		<b>9:15:35.016</b>
8 -	1:00.190	+ 1.418	9:08:40.567				
<b>52</b>	<b>Ian EVANS</b> C MG ZR 160						
1 -	1:14.995	+ 13.037	9:01:42.286	5 -	<b>1:01.958</b>		<b>9:05:59.013</b>
2 -	1:04.575	+ 2.617	9:02:46.861	6 -	1:05.376	+ 3.418	9:07:04.389
3 -	1:05.480	+ 3.522	9:03:52.341	7 -	1:04.669	+ 2.711	9:08:09.058
4 -	1:04.714	+ 2.756	9:04:57.055	8 -	1:02.983	+ 1.025	9:09:12.041
<b>65</b>	<b>David KOSKELA</b> D MG F 160						
1 -	1:14.443	+ 14.498	9:01:36.725	9 -	1:00.483	+ 0.538	9:09:46.241
2 -	1:04.625	+ 4.680	9:02:41.350	10 -	1:04.834	+ 4.889	9:10:51.075
3 -	1:01.036	+ 1.091	9:03:42.386	11 -	1:01.890	+ 1.945	9:11:52.965

Cars 16 and 17 transponder not working please rectify for race

Weather / Track : Sunny / Dry

Brands Hatch Indy  
Circuit Length = 1.1986 miles  
Start: 09:00 End: 09:16

# Apple MG Trophy Championship

## QUALIFYING - RACE 1 - LAP ANALYSIS

4 -	1:00.676	+ 0.731	9:04:43.062	12 -	1:00.168	+ 0.223	9:12:53.133
5 -	1:01.790	+ 1.845	9:05:44.852	13 -	1:00.305	+ 0.360	9:13:53.438
6 -	<b>59.945</b>		<b>9:06:44.797</b>	14 -	1:00.416	+ 0.471	9:14:53.854
7 -	1:00.031	+ 0.086	9:07:44.828	15 -	1:00.416	+ 0.471	9:15:54.270
8 -	1:00.930	+ 0.985	9:08:45.758				
<b>69</b>	<b>Paul LUTI</b>			A2 MG LE 500			
1 -	1:07.566	+ 13.223	9:01:51.597	9 -	54.522	+ 0.179	9:09:19.807
2 -	58.079	+ 3.736	9:02:49.676	10 -	<b>54.343</b>		<b>9:10:14.150</b>
3 -	55.837	+ 1.494	9:03:45.513	11 -	1:07.305	+ 12.962	9:11:21.455
4 -	56.782	+ 2.439	9:04:42.295	12 -	56.246	+ 1.903	9:12:17.701
5 -	56.136	+ 1.793	9:05:38.431	13 -	1:03.809	+ 9.466	9:13:21.510
6 -	57.009	+ 2.666	9:06:35.440	14 -	54.495	+ 0.152	9:14:16.005
7 -	54.920	+ 0.577	9:07:30.360	15 -	1:04.084	+ 9.741	9:15:20.089
8 -	54.925	+ 0.582	9:08:25.285				
<b>75</b>	<b>Michael KOSKELA</b>			D MG F 160			
1 -	1:21.550	+ 18.674	9:01:51.988	8 -	1:06.935	+ 4.059	9:09:45.166
2 -	1:11.877	+ 9.001	9:03:03.865	9 -	1:07.034	+ 4.158	9:10:52.200
3 -	1:09.363	+ 6.487	9:04:13.228	10 -	1:04.439	+ 1.563	9:11:56.639
4 -	1:06.861	+ 3.985	9:05:20.089	11 -	<b>1:02.876</b>		<b>9:12:59.515</b>
5 -	1:05.619	+ 2.743	9:06:25.708	12 -	1:03.392	+ 0.516	9:14:02.907
6 -	1:06.286	+ 3.410	9:07:31.994	13 -	1:03.489	+ 0.613	9:15:06.396
7 -	1:06.237	+ 3.361	9:08:38.231	14 -	1:03.517	+ 0.641	9:16:09.913
<b>95</b>	<b>Marc KOSKELA</b>			D MG F 160			
1 -	1:16.312	+ 16.166	9:01:42.506	8 -	1:02.441	+ 2.295	9:09:08.024
2 -	1:07.273	+ 7.127	9:02:49.779	9 -	1:02.211	+ 2.065	9:10:10.235
3 -	1:04.493	+ 4.347	9:03:54.272	10 -	1:01.866	+ 1.720	9:11:12.101
4 -	1:03.641	+ 3.495	9:04:57.913	11 -	1:00.819	+ 0.673	9:12:12.920
5 -	1:03.695	+ 3.549	9:06:01.608	12 -	1:00.456	+ 0.310	9:13:13.376
6 -	1:02.154	+ 2.008	9:07:03.762	13 -	<b>1:00.146</b>		<b>9:14:13.522</b>
7 -	1:01.821	+ 1.675	9:08:05.583	14 -	1:00.982	+ 0.836	9:15:14.504
<b>99</b>	<b>Doug COLE</b>			B MG ZR 190			
1 -	1:16.593	+ 21.566	9:01:34.095	9 -	55.305	+ 0.278	9:09:02.305
2 -	59.452	+ 4.425	9:02:33.547	10 -	55.184	+ 0.157	9:09:57.489
3 -	56.581	+ 1.554	9:03:30.128	11 -	55.246	+ 0.219	9:10:52.735
4 -	55.415	+ 0.388	9:04:25.543	12 -	56.159	+ 1.132	9:11:48.894
5 -	55.287	+ 0.260	9:05:20.830	13 -	<b>55.027</b>		<b>9:12:43.921</b>
6 -	55.440	+ 0.413	9:06:16.270	14 -	55.300	+ 0.273	9:13:39.221
7 -	55.286	+ 0.259	9:07:11.556	15 -	55.279	+ 0.252	9:14:34.500
8 -	55.444	+ 0.417	9:08:07.000	16 -	55.443	+ 0.416	9:15:29.943


Cars 16 and 17 transponder not working please rectify for race

Weather / Track : Sunny / Dry

Brands Hatch Indy  
Circuit Length = 1.1986 miles  
Start: 09:00 End: 09:16

# Apple MG Trophy Championship

## RACE 1 - GRID

ROW 10	1:02.876 75 Michael KOSKELA	
ROW 9	1:01.779 13 Tom FITZSIMMONS	1:01.958 52 Ian EVANS
ROW 8	1:00.146 95 Marc KOSKELA	1:00.582 20 Ewart KITSON
ROW 7	58.772 41 David WILLIAMS	59.945 65 David KOSKELA
ROW 6	57.613 5 Julia PENFOLD	58.676 23 Paul SAVAGE
ROW 5	57.278 17 Oliver BARNARD Check transponder for race	57.592 6 Ross MAKAR
ROW 4	56.369 16 Robin WALKER Check transponder for race	57.125 11 Andy CAMPBELL
ROW 3	55.304 8 Ben JACQUES	55.840 22 Gary WETTON
ROW 2	54.343 69 Paul LUTI	55.027 99 Doug COLE
ROW 1	54.228 3 Christopher BRAY	54.284 1 Paul STREATHER
<b>Pole</b>		
		

Brands Hatch Indy  
Circuit Length = 1.1986 miles

**These results are provisional until the conclusion of any judicial and technical matters.**

Clerk of Course :		Timekeeper :
-------------------	--	--------------

# Apple MG Trophy Championship

## RACE 1 - CLASSIFICATION

POS	NO	CL	NAME	ENTRY	LAPS	TIME	GAP	DIFF	MPH	BEST	ON
1	3	B	Christopher BRAY	MG ZR 190	22	20:20.424			77.78	54.797	22
2	1	B	Paul STREATHER	MG ZR 190	22	20:20.606	0.182	0.182	77.77	54.288	13
3	69	A2	Paul LUTI	MG LE 500	22	20:21.215	0.791	0.609	77.73	54.684	6
4	99	B	Doug COLE	MG ZR 190	22	20:21.874	1.450	0.659	77.69	54.675	13
5	8	B	Ben JACQUES	MG ZR 190	22	20:41.097	20.673	19.223	76.48	55.450	6
6	22	B	Gary WETTON	MG ZR 190	22	20:44.233	23.809	3.136	76.29	55.702	4
7	16	B	Robin WALKER	MG ZR 190	22	21:02.307	41.883	18.074	75.20	56.427	8
8	17	C	Oliver BARNARD	MG ZR 160	21	20:31.471	1 lap	1 lap	73.58	57.933	11
9	6	C	Ross MAKAR	MG ZR 160	21	20:38.363	1 lap	6.892	73.17	58.033	11
10	5	C	Julia PENFOLD	MG ZR 160	21	20:43.556	1 lap	5.193	72.86	57.872	21
11	23	C	Paul SAVAGE	MG ZR 160	21	20:44.426	1 lap	0.870	72.81	58.279	14
12	20	C	Ewart KITSON	MG ZR 160	21	20:57.455	1 lap	13.029	72.06	58.615	18
13	41	C	David WILLIAMS	MG ZR 160	21	20:57.837	1 lap	0.382	72.04	58.440	19
14	13	B	Tom FITZSIMMONS	MG ZR 190	20	20:28.836	2 laps	1 lap	70.22	58.906	15
15	52	C	Ian EVANS	MG ZR 160	20	20:28.906	2 laps	0.070	70.22	1:00.068	9
16	95	D	Marc KOSKELA	MG F 160	20	20:42.986	2 laps	14.080	69.43	59.996	15

### NOT CLASSIFIED

DNF	65	D	David KOSKELA	MG F 160	10	10:31.109	12 laps	10 laps	68.37	1:00.446	7
DNF	75	D	Michael KOSKELA	MG F 160	2	2:31.276	20 laps	8 laps	57.04	1:16.861	2
DNF	11	C	Andy CAMPBELL	MG ZR 160	1	1:06.734	21 laps	1 lap	64.66		

### FASTEST LAP

1	B	Paul STREATHER	MG ZR 190	13	54.288	79.48 mph	127.91 kph
69	A2	Paul LUTI	MG LE 500	6	54.684	78.90 mph	126.99 kph
5	C	Julia PENFOLD	MG ZR 160	21	57.872	74.56 mph	119.99 kph
95	D	Marc KOSKELA	MG F 160	15	59.996	71.92 mph	115.74 kph

Car 17 please fit a working transponder for the final race

Weather / Track : Sunny / Dry

These results are provisional until the conclusion of any judicial and technical matters.

Brands Hatch Indy

Circuit Length = 1.1986 miles

Start: 11:49 End: 12:10

Clerk of Course :	Timekeeper :
-------------------	--------------

# Apple MG Trophy Championship

## RACE 1 - LAP CHART

Lap 1			Lap 2			Lap 3			Lap 4			Lap 5		
No	Behind	Laptime	No	Behind	Laptime	No	Behind	Laptime	No	Behind	Laptime	No	Behind	Laptime
3		1:01.485	3		55.288	3		55.330	3		55.437	3		54.980
8	1.561	1:03.046	69	2.339	55.786	69	1.990	54.981	69	1.699	55.146	69	1.615	54.896
69	1.841	1:03.326	8	2.879	56.606	99	3.122	55.540	99	2.905	55.220	99	3.267	55.342
99	2.717	1:04.202	99	2.912	55.483	8	3.144	55.595	8	3.806	56.099	8	4.471	55.645
22	2.904	1:04.389	22	4.194	56.578	1	3.982	55.054	1	3.940	55.395	1	4.585	55.625
1	3.202	1:04.687	1	4.258	56.344	22	5.055	56.191	22	5.320	55.702	22	6.069	55.729
16	4.595	1:06.080	16	5.956	56.649	16	7.443	56.817	16	8.655	56.649	16	10.290	56.615
11	5.249	1:06.734	17	8.712	58.441	17	11.550	58.168	17	14.302	58.189	17	17.320	57.998
17	5.559	1:07.044	6	9.401	58.468	6	12.377	58.306	6	15.362	58.422	6	18.680	58.298
6	6.221	1:07.706	23	10.482	59.254	23	13.833	58.681	23	16.959	58.563	23	20.633	58.654
23	6.516	1:08.001	5	10.702	59.192	5	14.005	58.633	5	17.187	58.619	5	20.827	58.620
5	6.798	1:08.283	41	11.743	59.121	41	15.897	59.484	41	20.492	1:00.032	41	25.000	59.488
41	7.910	1:09.395	20	12.537	59.159	20	17.034	59.827	20	21.379	59.782	20	25.760	59.361
20	8.666	1:10.151	65	15.579	1:01.067	65	21.350	1:01.101	52	27.023	1:01.009	52	32.440	1:00.397
65	9.800	1:11.285	52	16.222	1:00.979	52	21.451	1:00.559	65	27.635	1:01.722	65	33.413	1:00.758
52	10.531	1:12.016	95	16.968	1:01.064	95	22.180	1:00.542	95	28.064	1:01.321	95	34.191	1:01.107
95	11.192	1:12.677	13	21.422	1:02.634	13	28.310	1:02.218	13	34.595	1:01.722	13	40.518	1:00.903
75	12.930	1:14.415	75	34.503	1:16.861									
13	14.076	1:15.561												

Weather / Track : Sunny / Dry

Brands Hatch Indy  
 Circuit Length = 1.1986 miles  
 Start: 11:49 End: 12:10



# Apple MG Trophy Championship

## RACE 1 - LAP CHART

Lap 6			Lap 7			Lap 8			Lap 9			Lap 10		
No	Behind	Laptime	No	Behind	Laptime	No	Behind	Laptime	No	Behind	Laptime	No	Behind	Laptime
3		55.072	3		55.048	3		55.096	3		55.191	3		55.568
69	1.227	54.684	69	1.115	54.936	69	0.778	54.759	69	0.819	55.232	69	0.242	54.991
99	3.157	54.962	99	3.095	54.986	99	3.018	55.019	13	1 LAP	1:01.802	95	1 LAP	1:01.804
8	4.849	55.450	1	5.372	55.456	1	5.332	55.056	99	2.633	54.806	99	2.511	55.446
1	4.964	55.451	8	5.971	56.170	8	6.700	55.825	1	4.855	54.714	1	3.946	54.659
22	6.919	55.922	22	7.643	55.772	22	8.709	56.162	8	7.308	55.799	65	1 LAP	1:06.454
16	11.897	56.679	16	13.590	56.741	16	14.921	56.427	22	9.411	55.893	8	8.257	56.517
17	20.418	58.170	17	23.521	58.151	17	26.450	58.025	16	16.672	56.942	13	1 LAP	1:02.846
6	22.319	58.711	6	25.794	58.523	6	29.100	58.402	17	29.315	58.056	22	9.861	56.018
23	24.186	58.625	23	27.874	58.736	23	31.218	58.440	6	32.353	58.444	16	17.716	56.612
5	24.577	58.822	5	28.111	58.582	5	31.409	58.394	23	34.486	58.459	17	31.682	57.935
41	29.428	59.500	41	33.547	59.167	41	37.311	58.860	5	34.661	58.443	6	35.125	58.340
20	30.227	59.539	20	34.379	59.200	20	38.226	58.943	41	40.819	58.699	23	37.461	58.543
52	37.980	1:00.612	52	43.709	1:00.777	52	49.093	1:00.480	20	41.966	58.931	5	37.741	58.648
65	38.881	1:00.540	65	44.279	1:00.446	65	49.642	1:00.459	52	53.970	1:00.068	41	44.400	59.149
95	39.842	1:00.723	95	45.757	1:00.963	95	51.161	1:00.500				20	45.496	59.098
13	45.565	1:00.119	13	51.032	1:00.515									

Weather / Track : Sunny / Dry

Brands Hatch Indy  
 Circuit Length = 1.1986 miles  
 Start: 11:49 End: 12:10

# Apple MG Trophy Championship

## RACE 1 - LAP CHART

Lap 11			Lap 12			Lap 13			Lap 14			Lap 15		
No	Behind	Laptime	No	Behind	Laptime	No	Behind	Laptime	No	Behind	Laptime	No	Behind	Laptime
3		55.285	3		54.941	3		55.222	3		55.417	3		54.932
69	0.120	55.163	69	0.283	55.104	69	0.494	55.433	69	0.143	55.066	69	0.422	55.211
99	2.376	55.150	99	2.307	54.872	99	1.760	54.675	1	2.203	55.479	1	1.789	54.518
1	3.680	55.019	1	3.075	54.336	1	2.141	54.288	99	2.204	55.861	99	2.375	55.103
52	1 LAP	1:01.696	8	10.025	56.312	8	11.572	56.769	41	1 LAP	1:01.634	41	1 LAP	59.026
95	1 LAP	1:01.353	52	1 LAP	1:00.178	22	12.875	56.137	20	1 LAP	1:01.657	20	1 LAP	58.867
8	8.654	55.682	22	11.960	56.362	52	1 LAP	1:01.483	8	11.839	55.684	8	12.860	55.953
22	10.539	55.963	95	1 LAP	1:01.905	95	1 LAP	1:01.528	22	13.407	55.949	22	14.861	56.386
13	1 LAP	1:01.455	13	1 LAP	59.568	16	23.703	58.048	52	1 LAP	1:00.782	52	1 LAP	1:00.979
65	1 LAP	1:07.277	16	20.877	56.697	13	1 LAP	1:00.605	16	27.146	58.860	16	29.235	57.021
16	19.121	56.690	17	37.471	58.082	17	40.470	58.221	95	1 LAP	1:03.406	13	1 LAP	1:00.344
17	34.330	57.933	6	41.233	58.301	6	44.831	58.820	13	1 LAP	59.194	95	1 LAP	1:01.235
6	37.873	58.033	23	44.384	58.831	23	47.889	58.727	17	43.175	58.122	17	46.558	58.315
23	40.494	58.318	5	44.642	58.847	5	48.531	59.111	6	48.053	58.639	6	51.447	58.326
5	40.736	58.280	41	53.404	59.420				23	50.751	58.279	23	54.133	58.314
41	48.925	59.810	20	54.172	59.647				5	51.069	57.955	5	54.350	58.213
20	49.466	59.255												

Weather / Track : Sunny / Dry

Brands Hatch Indy  
 Circuit Length = 1.1986 miles  
 Start: 11:49 End: 12:10

# Apple MG Trophy Championship

## RACE 1 - LAP CHART

Lap 16			Lap 17			Lap 18			Lap 19			Lap 20		
No	Behind	Laptime	No	Behind	Laptime	No	Behind	Laptime	No	Behind	Laptime	No	Behind	Laptime
3		54.873	3		55.440	3		54.973	3		54.994	3		55.385
69	0.315	54.766	1	1.096	55.153	1	0.983	54.860	1	0.536	54.547	1	0.290	55.139
1	1.383	54.467	69	1.467	56.592	69	1.440	54.946	17	1 LAP	58.513	69	0.568	54.725
99	2.428	54.926	99	2.082	55.094	99	1.981	54.872	69	1.228	54.782	99	1.589	54.877
41	1 LAP	58.903	23	1 LAP	1:01.073	6	1 LAP	1:00.250	99	2.097	55.110	17	1 LAP	59.350
20	1 LAP	58.800	5	1 LAP	1:01.050	23	1 LAP	58.850	6	1 LAP	58.374	95	2 LAPS	1:04.657
8	13.812	55.825	8	15.421	57.049	5	1 LAP	58.931	23	1 LAP	58.523	6	1 LAP	58.298
22	16.627	56.639	20	1 LAP	1:00.007	8	16.312	55.864	5	1 LAP	58.504	23	1 LAP	58.671
16	31.052	56.690	41	1 LAP	1:00.737	22	20.004	57.084	8	17.360	56.042	5	1 LAP	58.698
52	1 LAP	1:01.297	22	17.893	56.706	20	1 LAP	1:00.073	22	21.408	56.398	8	17.939	55.964
13	1 LAP	58.906	16	32.544	56.932	41	1 LAP	1:00.592	20	1 LAP	58.615	22	22.099	56.076
95	1 LAP	59.996	52	1 LAP	1:00.916	16	34.302	56.731	41	1 LAP	58.820	20	1 LAP	58.949
17	49.816	58.131	13	1 LAP	59.361	52	1 LAP	1:00.880	16	35.847	56.539	41	1 LAP	58.440
6	55.040	58.466	95	1 LAP	1:01.343	13	1 LAP	59.139	52	1 LAP	1:00.737	16	37.046	56.584
			17	52.398	58.022	95	1 LAP	1:01.532	13	1 LAP	1:00.726			

Weather / Track : Sunny / Dry

Brands Hatch Indy  
 Circuit Length = 1.1986 miles  
 Start: 11:49 End: 12:10

# Apple MG Trophy Championship

## RACE 1 - LAP CHART


Lap 21			Lap 22		
No	Behind	Laptime	No	Behind	Laptime
3		55.670	3		54.797
1	0.200	55.580	1	0.182	54.779
69	0.529	55.631	69	0.791	55.059
99	1.167	55.248	99	1.450	55.080
52	2 LAPS	1:01.567	13	2 LAPS	1:00.202
13	2 LAPS	1:01.016	52	2 LAPS	1:01.494
17	1 LAP	58.251	17	1 LAP	58.354
6	1 LAP	58.793	6	1 LAP	58.443
95	2 LAPS	1:02.444	8	20.673	56.239
8	19.231	56.962	95	2 LAPS	1:02.886
5	1 LAP	59.859	5	1 LAP	57.872
23	1 LAP	1:00.437	22	23.809	55.937
22	22.669	56.240	23	1 LAP	58.447
20	1 LAP	58.833	20	1 LAP	58.761
41	1 LAP	58.986	41	1 LAP	58.574
16	38.686	57.310	16	41.883	57.994

Weather / Track : Sunny / Dry

Brands Hatch Indy  
 Circuit Length = 1.1986 miles  
 Start: 11:49 End: 12:10

# Apple MG Trophy Championship

## RACE 9 - GRID

ROW 10	1:03.392 75 Michael KOSKELA	
ROW 9	1:02.715 13 Tom FITZSIMMONS	1:02.983 52 Ian EVANS
ROW 8	1:00.456 95 Marc KOSKELA	1:01.000 20 Ewart KITSON
ROW 7	58.953 41 David WILLIAMS	1:00.031 65 David KOSKELA
ROW 6	57.832 5 Julia PENFOLD	58.709 23 Paul SAVAGE
ROW 5	57.529 17 Oliver BARNARD	57.741 6 Ross MAKAR
ROW 4	56.420 16 Robin WALKER	57.130 11 Andy CAMPBELL
ROW 3	55.360 8 Ben JACQUES	55.868 22 Gary WETTON
ROW 2	54.495 69 Paul LUTI	55.184 99 Doug COLE
ROW 1	54.387 3 Christopher BRAY	54.409 1 Paul STREATHER
<b>Pole</b>		
		

Brands Hatch Indy  
Circuit Length = 1.1986 miles

**These results are provisional until the conclusion of any judicial and technical matters.**

Clerk of Course :		Timekeeper :
-------------------	--	--------------

# Apple MG Trophy Championship

## RACE 9 - CLASSIFICATION

POS	NO	CL	NAME	ENTRY	LAPS	TIME	GAP	DIFF	MPH	BEST	ON
1	1	B	Paul STREATHER	MG ZR 190	17	15:40.338			78.01	54.317	12
2	3	B	Christopher BRAY	MG ZR 190	17	15:41.966	1.628	1.628	77.87	54.214	5
3	69	A2	Paul LUTI	MG LE 500	17	15:47.658	7.320	5.692	77.40	54.440	7
4	99	B	Doug COLE	MG ZR 190	17	16:05.168	24.830	17.510	76.00	54.705	15
5	22	B	Gary WETTON	MG ZR 190	17	16:05.820	25.482	0.652	75.95	55.351	16
6	16	B	Robin WALKER	MG ZR 190	17	16:10.381	30.043	4.561	75.59	56.072	3
7	11	C	Andy CAMPBELL	MG ZR 160	17	16:31.333	50.995	20.952	73.99	57.416	12
8	17	C	Oliver BARNARD	MG ZR 160	17	16:32.222	51.884	0.889	73.93	57.391	12
9	6	C	Ross MAKAR	MG ZR 160	16	15:46.482	1 lap	1 lap	72.94	57.885	16
10	5	C	Julia PENFOLD	MG ZR 160	16	15:54.344	1 lap	7.862	72.34	58.113	9
11	23	C	Paul SAVAGE	MG ZR 160	16	15:55.586	1 lap	1.242	72.24	58.614	16
12	20	C	Ewart KITSON	MG ZR 160	16	16:00.874	1 lap	5.288	71.85	58.695	16
13	41	C	David WILLIAMS	MG ZR 160	16	16:01.281	1 lap	0.407	71.82	58.607	14
14	13	B	Tom FITZSIMMONS	MG ZR 190	16	16:09.829	1 lap	8.548	71.18	57.946	15
15	52	C	Ian EVANS	MG ZR 160	16	16:25.788	1 lap	15.959	70.03	59.782	2
16	95	D	Marc KOSKELA	MG F 160	15	16:09.612	2 laps	1 lap	66.75	1:02.288	12

NOT CLASSIFIED

DNF	8	B	Ben JACQUES	MG ZR 190	8	7:36.564	9 laps	7 laps	75.60	55.687	7
-----	---	---	-------------	-----------	---	----------	--------	--------	-------	--------	---

FASTEST LAP

3	B	Christopher BRAY	MG ZR 190	5	54.214	79.59 mph	128.09 kph
69	A2	Paul LUTI	MG LE 500	7	54.440	79.26 mph	127.56 kph
17	C	Oliver BARNARD	MG ZR 160	12	57.391	75.18 mph	121.00 kph
95	D	Marc KOSKELA	MG F 160	12	1:02.288	69.27 mph	111.48 kph

Weather / Track : Sunny / Dry

These results are provisional until the conclusion of any judicial and technical matters.

Brands Hatch Indy

Circuit Length = 1.1986 miles

Start: 17:48 End: 18:05

Clerk of Course :

Timekeeper :

# Apple MG Trophy Championship

## RACE 9 - LAP CHART

Lap 1			Lap 2			Lap 3			Lap 4			Lap 5		
No	Behind	Laptime	No	Behind	Laptime	No	Behind	Laptime	No	Behind	Laptime	No	Behind	Laptime
3		1:02.026	3		55.294	3		55.083	3		54.906	3		54.214
8	1.245	1:03.271	8	1.990	56.039	1	1.929	54.985	1	1.943	54.920	1	2.417	54.688
1	1.387	1:03.413	1	2.027	55.934	8	2.912	56.005	8	4.168	56.162	99	5.149	55.194
99	1.603	1:03.629	99	2.144	55.835	99	3.144	56.083	99	4.169	55.931	69	6.354	56.275
69	2.491	1:04.517	69	3.181	55.984	69	3.797	55.699	69	4.293	55.402	8	6.713	56.759
11	4.488	1:06.514	22	6.882	57.633	22	7.872	56.073	22	8.951	55.985	22	10.686	55.949
22	4.543	1:06.569	16	7.638	57.458	16	8.627	56.072	16	10.129	56.408	16	12.130	56.215
16	5.474	1:07.500	11	8.348	59.154	11	11.007	57.742	11	13.628	57.527	11	17.191	57.777
17	5.693	1:07.719	17	8.987	58.588	17	11.874	57.970	17	14.770	57.802	17	18.223	57.667
6	6.419	1:08.445	6	9.806	58.681	6	12.692	57.969	6	15.855	58.069	6	19.893	58.252
5	7.408	1:09.434	5	10.759	58.645	5	14.042	58.366	23	20.188	58.968	23	24.946	58.972
23	8.155	1:10.181	23	12.156	59.295	23	16.126	59.053	5	21.202	1:02.066	5	26.297	59.309
20	9.857	1:11.883	20	13.907	59.344	20	18.440	59.616	20	22.928	59.394	20	28.484	59.770
41	10.119	1:12.145	41	14.386	59.561	41	18.679	59.376	41	23.382	59.609	41	28.816	59.648
52	10.545	1:12.571	52	15.033	59.782	52	20.073	1:00.123	52	25.288	1:00.121	52	31.398	1:00.324
13	11.168	1:13.194	13	17.411	1:01.537	13	22.840	1:00.512	13	28.804	1:00.870	13	35.600	1:01.010
95	12.764	1:14.790	95	20.883	1:03.413	95	29.661	1:03.861	95	39.043	1:04.288	95	47.791	1:02.962

Weather / Track : Sunny / Dry

Brands Hatch Indy  
 Circuit Length = 1.1986 miles  
 Start: 17:48 End: 18:05

# Apple MG Trophy Championship

## RACE 9 - LAP CHART

Lap 6			Lap 7			Lap 8			Lap 9			Lap 10		
No	Behind	Laptime	No	Behind	Laptime	No	Behind	Laptime	No	Behind	Laptime	No	Behind	Laptime
3		54.857	3		54.792	3		54.970	3		54.731	3		55.056
1	2.350	54.790	95	1 LAP	1:04.135	1	2.395	54.937	1	2.225	54.561	13	1 LAP	1:00.164
99	5.625	55.333	1	2.428	54.870	99	6.453	55.602	69	7.558	55.810	1	1.737	54.568
69	6.523	55.026	99	5.821	54.988	69	6.479	55.278	99	7.989	56.267	69	7.242	54.740
8	8.326	56.470	69	6.171	54.440	8	10.422	56.171	22	16.380	57.079	99	8.310	55.377
22	11.884	56.055	8	9.221	55.687	95	1 LAP	1:05.218	16	18.300	56.662	22	17.353	56.029
16	13.424	56.151	22	12.929	55.837	22	14.032	56.073	95	1 LAP	1:05.418	16	19.489	56.245
11	19.953	57.619	16	14.954	56.322	16	16.369	56.385	11	28.544	57.845	11	31.131	57.643
17	21.307	57.941	11	22.752	57.591	11	25.430	57.648	17	29.634	57.526	95	1 LAP	1:03.268
6	23.456	58.420	17	24.063	57.548	17	26.839	57.746	6	34.014	58.438	17	32.257	57.679
23	29.383	59.294	6	26.986	58.322	6	30.307	58.291	23	41.313	58.615	6	37.072	58.114
5	30.625	59.185	23	33.721	59.130	23	37.429	58.678	5	41.760	58.113	23	45.203	58.946
20	32.598	58.971	5	34.880	59.047	5	38.378	58.468	20	45.061	58.752	5	45.384	58.680
41	33.120	59.161	20	37.006	59.200	20	41.040	59.004	41	45.751	58.991	20	48.917	58.912
52	37.562	1:01.021	41	37.451	59.123	41	41.491	59.010	52	54.766	1:00.892	41	49.409	58.714
13	40.422	59.679	52	43.127	1:00.357	52	48.605	1:00.448						
			13	45.727	1:00.097	13	50.988	1:00.231						

Weather / Track : Sunny / Dry

Brands Hatch Indy  
 Circuit Length = 1.1986 miles  
 Start: 17:48 End: 18:05



# Apple MG Trophy Championship

## RACE 9 - LAP CHART

Lap 11			Lap 12			Lap 13			Lap 14			Lap 15		
No	Behind	Laptime	No	Behind	Laptime	No	Behind	Laptime	No	Behind	Laptime	No	Behind	Laptime
3		54.667	3		54.492	3		55.019	3		55.484	3		55.115
1	1.756	54.686	1	1.581	54.317	1	1.025	54.463	1	0.151	54.610	1	0.015	54.979
52	1 LAP	1:01.326	69	8.146	55.333	20	1 LAP	1:00.610	95	2 LAPS	1:02.288	5	1 LAP	58.613
13	1 LAP	1:00.078	13	1 LAP	59.693	41	1 LAP	1:00.311	23	1 LAP	59.029	23	1 LAP	58.827
69	7.305	54.730	52	1 LAP	1:02.719	69	7.941	54.814	5	1 LAP	58.956	69	7.142	54.848
99	8.494	54.851	22	20.177	56.060	13	1 LAP	58.576	69	7.409	54.952	95	2 LAPS	1:05.249
22	18.609	55.923	16	23.334	56.597	52	1 LAP	1:00.679	20	1 LAP	59.001	20	1 LAP	58.855
16	21.229	56.407	99	24.483	1:10.481	22	21.244	56.086	41	1 LAP	59.525	41	1 LAP	58.607
11	34.446	57.982	11	37.370	57.416	99	24.403	54.939	13	1 LAP	58.788	13	1 LAP	58.872
17	35.629	58.039	17	38.528	57.391	16	24.720	56.405	22	22.326	56.566	22	22.744	55.533
6	41.000	58.595	6	44.847	58.339	11	39.874	57.523	99	24.102	55.183	99	23.692	54.705
95	1 LAP	1:04.695	95	1 LAP	1:02.663	17	40.972	57.463	16	25.930	56.694	16	27.384	56.569
23	49.506	58.970	23	54.706	59.692	6	49.338	59.510	52	1 LAP	1:01.665	52	1 LAP	1:01.827
5	49.660	58.943	5	54.966	59.798				11	41.890	57.500	11	44.578	57.803
20	53.640	59.390							17	43.223	57.735	17	46.068	57.960
41	54.140	59.398							6	52.142	58.288			

Weather / Track : Sunny / Dry

Brands Hatch Indy  
 Circuit Length = 1.1986 miles  
 Start: 17:48 End: 18:05

**Apple MG Trophy Championship**  
**RACE 9 - LAP CHART**

Lap 16			Lap 17		
No	Behind	Laptime	No	Behind	Laptime
1		55.033	1		54.584
3	0.245	55.293	3	1.628	55.967
6	1 LAP	1:00.864	6	1 LAP	57.885
69	7.164	55.070	69	7.320	54.740
5	1 LAP	58.235	5	1 LAP	58.486
23	1 LAP	59.322	23	1 LAP	58.614
20	1 LAP	59.477	20	1 LAP	58.695
41	1 LAP	59.470	41	1 LAP	58.632
95	2 LAPS	1:03.172	99	24.830	55.853
22	23.047	55.351	22	25.482	57.019
99	23.561	54.917	95	2 LAPS	1:04.192
13	1 LAP	57.946	13	1 LAP	58.582
16	28.499	56.163	16	30.043	56.128
52	1 LAP	1:00.877	52	1 LAP	1:01.056
11	47.802	58.272	11	50.995	57.777
17	48.861	57.841	17	51.884	57.607

Weather / Track : Sunny / Dry

Brands Hatch Indy  
 Circuit Length = 1.1986 miles  
 Start: 17:48 End: 18:05

# Motoring Classics Thoroughbred Sportscar Championship

## QUALIFYING - RACE 2 - CLASSIFICATION

POS	NO	CL	NAME	ENTRY	TIME	ON	LAPS	GAP	DIFF	MPH
1	86	D	<b>Simon GARRAD</b>	Jaguar D-Type Replica	<b>55.175</b>	9	11			78.20
2	67	C	<b>Jon ELLISON</b>	Triumph TR6	<b>55.397</b>	16	16	<b>0.222</b>	0.222	77.89
3	58	C	<b>Jeremy KNIGHT</b>	Jaguar Revival D-Type	<b>55.630</b>	3	16	<b>0.455</b>	0.233	77.56
4	66	C	<b>Simon CRIPPS</b>	MGB GT V8	<b>56.457</b>	8	16	<b>1.282</b>	0.827	76.43
5	81	D	<b>Roger WHITESIDE</b>	Morgan Plus 8	<b>57.101</b>	8	16	<b>1.926</b>	0.644	75.56
6	55	C	<b>Rob SPENCER</b>	MG BGT V8	<b>57.120</b>	10	14	<b>1.945</b>	0.019	75.54
7	26	B	<b>Peter BARNARD</b>	Elva Courier Mk.1	<b>57.258</b>	7	15	<b>2.083</b>	0.138	75.36
8	2	B	<b>Russell MCCARTHY</b>	MG A Roadster	<b>57.360</b>	4	5	<b>2.185</b>	0.102	75.22
9	68	C	<b>Sharlie GODDARD</b>	Morgan Plus 8	<b>57.663</b>	13	14	<b>2.488</b>	0.303	74.83
10	61	C	<b>Tim FALCE</b>	Jaguar Ram 'D' Type Replica	<b>57.782</b>	13	15	<b>2.607</b>	0.119	74.67
11	36	B	<b>Colin JONES</b>	MGA Twin Cam	<b>58.218</b>	10	11	<b>3.043</b>	0.436	74.11
12	35	B	<b>John YEA</b>	MGB Roadster	<b>58.448</b>	15	15	<b>3.273</b>	0.230	73.82
13	38	B	<b>Ian PRIOR</b>	MG B	<b>58.930</b>	7	13	<b>3.755</b>	0.482	73.22
14	24	B	<b>Bob LINES</b>	MG A Twin Cam	<b>59.170</b>	14	15	<b>3.995</b>	0.240	72.92
15	4	A	<b>Peter HISCOCKS</b>	MGA Roadster	<b>1:01.293</b>	12	12	<b>6.118</b>	2.123	70.40
16	65	C	<b>Ben WHITE</b>	MG B Roadster	<b>1:04.618</b>	3	3	<b>9.443</b>	3.325	66.77

Cars 55 and 86 transponders not working please rectify for race

Brands Hatch Indy  
Circuit Length = 1.1986 miles  
Start: 09:20 End: 09:36

Weather / Track : Sunny / Dry  
These results are provisional until the conclusion of any judicial and technical matters.

Clerk of Course :		Timekeeper :
-------------------	--	--------------

# Motoring Classics Thoroughbred Sportscar Championship

## QUALIFYING - RACE 2 - LAP ANALYSIS

<b>2</b>	<b>Russell MCCARTHY</b>		B MG A Roadster			
1 -	1:10.742	+ 13.382	9:21:46.834	4 -	<b>57.360</b>	9:24:45.859
2 -	1:01.698	+ 4.338	9:22:48.532	5 -	57.598	+ 0.238 9:25:43.457
3 -	59.967	+ 2.607	9:23:48.499			
<b>4</b>	<b>Peter HISCOCKS</b>		A MGA Roadster			
1 -	1:23.268	+ 21.975	9:23:54.752	7 -	1:01.535	+ 0.242 9:30:18.143
2 -	1:08.541	+ 7.248	9:25:03.293	8 -	1:02.091	+ 0.798 9:31:20.234
3 -	1:05.167	+ 3.874	9:26:08.460	9 -	1:01.436	+ 0.143 9:32:21.670
4 -	1:03.993	+ 2.700	9:27:12.453	10 -	1:01.835	+ 0.542 9:33:23.505
5 -	1:02.034	+ 0.741	9:28:14.487	11 -	1:02.648	+ 1.355 9:34:26.153
6 -	1:02.121	+ 0.828	9:29:16.608	12 -	<b>1:01.293</b>	<b>9:35:27.446</b>
<b>24</b>	<b>Bob LINES</b>		B MG A Twin Cam			
1 -	1:16.988	+ 17.818	9:21:43.160	9 -	1:00.649	+ 1.479 9:30:03.904
2 -	1:07.045	+ 7.875	9:22:50.205	10 -	1:00.605	+ 1.435 9:31:04.509
3 -	1:03.486	+ 4.316	9:23:53.691	11 -	1:00.069	+ 0.899 9:32:04.578
4 -	1:02.593	+ 3.423	9:24:56.284	12 -	1:01.722	+ 2.552 9:33:06.300
5 -	1:03.066	+ 3.896	9:25:59.350	13 -	1:00.233	+ 1.063 9:34:06.533
6 -	1:01.464	+ 2.294	9:27:00.814	14 -	<b>59.170</b>	<b>9:35:05.703</b>
7 -	1:01.534	+ 2.364	9:28:02.348	15 -	1:00.706	+ 1.536 9:36:06.409
8 -	1:00.907	+ 1.737	9:29:03.255			
<b>26</b>	<b>Peter BARNARD</b>		B Elva Courier Mk.1			
1 -	1:14.353	+ 17.095	9:21:43.804	9 -	57.529	+ 0.271 9:29:43.033
2 -	1:04.456	+ 7.198	9:22:48.260	10 -	58.729	+ 1.471 9:30:41.762
3 -	1:01.799	+ 4.541	9:23:50.059	11 -	58.382	+ 1.124 9:31:40.144
4 -	59.710	+ 2.452	9:24:49.769	12 -	58.718	+ 1.460 9:32:38.862
5 -	58.770	+ 1.512	9:25:48.539	13 -	58.073	+ 0.815 9:33:36.935
6 -	59.688	+ 2.430	9:26:48.227	14 -	57.410	+ 0.152 9:34:34.345
7 -	<b>57.258</b>		<b>9:27:45.485</b>	15 -	57.319	+ 0.061 9:35:31.664
8 -	1:00.019	+ 2.761	9:28:45.504			
<b>35</b>	<b>John YEA</b>		B MGB Roadster			
1 -	1:11.739	+ 13.291	9:21:32.817	9 -	58.794	+ 0.346 9:29:31.573
2 -	1:02.781	+ 4.333	9:22:35.598	10 -	58.890	+ 0.442 9:30:30.463
3 -	1:00.428	+ 1.980	9:23:36.026	11 -	59.026	+ 0.578 9:31:29.489
4 -	1:00.595	+ 2.147	9:24:36.621	12 -	59.547	+ 1.099 9:32:29.036
5 -	59.171	+ 0.723	9:25:35.792	13 -	58.464	+ 0.016 9:33:27.500
6 -	58.964	+ 0.516	9:26:34.756	14 -	58.562	+ 0.114 9:34:26.062
7 -	58.819	+ 0.371	9:27:33.575	15 -	<b>58.448</b>	<b>9:35:24.510</b>
8 -	59.204	+ 0.756	9:28:32.779			
<b>36</b>	<b>Colin JONES</b>		B MGA Twin Cam			
1 -	1:18.902	+ 20.684	9:21:42.366	7 -	58.599	+ 0.381 9:27:45.261
2 -	1:05.369	+ 7.151	9:22:47.735	8 -	58.769	+ 0.551 9:28:44.030
3 -	1:01.750	+ 3.532	9:23:49.485	9 -	58.698	+ 0.480 9:29:42.728
4 -	59.741	+ 1.523	9:24:49.226	10 -	<b>58.218</b>	<b>9:30:40.946</b>
5 -	58.863	+ 0.645	9:25:48.089	11 -	59.017	+ 0.799 9:31:39.963
6 -	58.573	+ 0.355	9:26:46.662			
<b>38</b>	<b>Ian PRIOR</b>		B MG B			
1 -	1:10.969	+ 12.039	9:21:43.126	8 -	59.419	+ 0.489 9:28:42.256
2 -	1:01.550	+ 2.620	9:22:44.676	9 -	59.450	+ 0.520 9:29:41.706
3 -	1:00.247	+ 1.317	9:23:44.923	10 -	59.182	+ 0.252 9:30:40.888
4 -	59.267	+ 0.337	9:24:44.190	11 -	1:08.315	+ 9.385 9:31:49.203
5 -	59.959	+ 1.029	9:25:44.149	12 -	59.076	+ 0.146 9:32:48.279
6 -	59.758	+ 0.828	9:26:43.907	13 -	59.783	+ 0.853 9:33:48.062
7 -	<b>58.930</b>		<b>9:27:42.837</b>			
<b>55</b>	<b>Rob SPENCER</b>		C MG BGT V8			
1 -	1:03.089	+ 5.969	9:22:48.015	8 -	57.978	+ 0.858 9:29:36.065

Weather / Track : Sunny / Dry

Brands Hatch Indy  
Circuit Length = 1.1986 miles  
Start: 09:20 End: 09:36

# Motoring Classics Thoroughbred Sportscar Championship

## QUALIFYING - RACE 2 - LAP ANALYSIS

2 -	58.745	+ 1.625	9:23:46.760	9 -	57.329	+ 0.209	9:30:33.394
3 -	59.100	+ 1.980	9:24:45.860	10 -	<b>57.120</b>		<b>9:31:30.514</b>
4 -	58.290	+ 1.170	9:25:44.150	11 -	57.445	+ 0.325	9:32:27.959
5 -	58.192	+ 1.072	9:26:42.342	12 -	57.414	+ 0.294	9:33:25.373
6 -	57.876	+ 0.756	9:27:40.218	13 -	57.610	+ 0.490	9:34:22.983
7 -	57.869	+ 0.749	9:28:38.087	14 -	57.642	+ 0.522	9:35:20.625
<b>58</b>	<b>Jeremy KNIGHT</b> C Jaguar Revival D-Type						
1 -	1:10.615	+ 14.985	9:21:24.988	9 -	56.467	+ 0.837	9:28:54.115
2 -	57.317	+ 1.687	9:22:22.305	10 -	57.713	+ 2.083	9:29:51.828
3 -	<b>55.630</b>		<b>9:23:17.935</b>	11 -	56.252	+ 0.622	9:30:48.080
4 -	55.881	+ 0.251	9:24:13.816	12 -	56.420	+ 0.790	9:31:44.500
5 -	55.988	+ 0.358	9:25:09.804	13 -	56.506	+ 0.876	9:32:41.006
6 -	56.037	+ 0.407	9:26:05.841	14 -	56.789	+ 1.159	9:33:37.795
7 -	56.129	+ 0.499	9:27:01.970	15 -	56.231	+ 0.601	9:34:34.026
8 -	55.678	+ 0.048	9:27:57.648	16 -	55.759	+ 0.129	9:35:29.785
<b>61</b>	<b>Tim FALCE</b> C Jaguar Ram 'D' Type Replica						
1 -	1:13.299	+ 15.517	9:21:47.768	9 -	58.355	+ 0.573	9:29:54.843
2 -	1:05.089	+ 7.307	9:22:52.857	10 -	58.562	+ 0.780	9:30:53.405
3 -	1:01.280	+ 3.498	9:23:54.137	11 -	58.096	+ 0.314	9:31:51.501
4 -	1:02.492	+ 4.710	9:24:56.629	12 -	58.425	+ 0.643	9:32:49.926
5 -	1:00.921	+ 3.139	9:25:57.550	13 -	<b>57.782</b>		<b>9:33:47.708</b>
6 -	59.957	+ 2.175	9:26:57.507	14 -	57.812	+ 0.030	9:34:45.520
7 -	59.024	+ 1.242	9:27:56.531	15 -	58.571	+ 0.789	9:35:44.091
8 -	59.957	+ 2.175	9:28:56.488				
<b>65</b>	<b>Ben WHITE</b> C MG B Roadster						
1 -	1:17.167	+ 12.549	9:21:45.181	3 -	<b>1:04.618</b>		<b>9:23:58.329</b>
2 -	1:08.530	+ 3.912	9:22:53.711				
<b>66</b>	<b>Simon CRIPPS</b> C MGB GT V8						
1 -	1:09.957	+ 13.500	9:21:26.481	9 -	56.585	+ 0.128	9:29:05.002
2 -	59.427	+ 2.970	9:22:25.908	10 -	57.546	+ 1.089	9:30:02.548
3 -	57.807	+ 1.350	9:23:23.715	11 -	56.610	+ 0.153	9:30:59.158
4 -	57.318	+ 0.861	9:24:21.033	12 -	57.274	+ 0.817	9:31:56.432
5 -	56.862	+ 0.405	9:25:17.895	13 -	57.700	+ 1.243	9:32:54.132
6 -	57.028	+ 0.571	9:26:14.923	14 -	57.068	+ 0.611	9:33:51.200
7 -	57.037	+ 0.580	9:27:11.960	15 -	57.296	+ 0.839	9:34:48.496
8 -	<b>56.457</b>		<b>9:28:08.417</b>	16 -	56.932	+ 0.475	9:35:45.428
<b>67</b>	<b>Jon ELLISON</b> C Triumph TR6						
1 -	1:09.362	+ 13.965	9:21:34.020	9 -	56.565	+ 1.168	9:29:19.161
2 -	58.298	+ 2.901	9:22:32.318	10 -	56.286	+ 0.889	9:30:15.447
3 -	59.413	+ 4.016	9:23:31.731	11 -	56.898	+ 1.501	9:31:12.345
4 -	1:03.962	+ 8.565	9:24:35.693	12 -	56.291	+ 0.894	9:32:08.636
5 -	56.804	+ 1.407	9:25:32.497	13 -	57.067	+ 1.670	9:33:05.703
6 -	56.629	+ 1.232	9:26:29.126	14 -	56.259	+ 0.862	9:34:01.962
7 -	56.704	+ 1.307	9:27:25.830	15 -	56.526	+ 1.129	9:34:58.488
8 -	56.766	+ 1.369	9:28:22.596	16 -	<b>55.397</b>		<b>9:35:53.885</b>
<b>68</b>	<b>Sharlie GODDARD</b> C Morgan Plus 8						
1 -	1:12.524	+ 14.861	9:21:32.210	8 -	58.855	+ 1.192	9:28:26.555
2 -	59.712	+ 2.049	9:22:31.922	9 -	58.034	+ 0.371	9:29:24.589
3 -	59.674	+ 2.011	9:23:31.596	10 -	57.983	+ 0.320	9:30:22.572
4 -	59.245	+ 1.582	9:24:30.841	11 -	57.787	+ 0.124	9:31:20.359
5 -	59.158	+ 1.495	9:25:29.999	12 -	58.108	+ 0.445	9:32:18.467
6 -	58.576	+ 0.913	9:26:28.575	13 -	<b>57.663</b>		<b>9:33:16.130</b>
7 -	59.125	+ 1.462	9:27:27.700	14 -	57.924	+ 0.261	9:34:14.054
<b>81</b>	<b>Roger WHITESIDE</b> D Morgan Plus 8						
1 -	1:10.685	+ 13.584	9:21:29.476	9 -	57.504	+ 0.403	9:29:22.397
2 -	1:02.085	+ 4.984	9:22:31.561	10 -	57.576	+ 0.475	9:30:19.973

Weather / Track : Sunny / Dry

Brands Hatch Indy  
Circuit Length = 1.1986 miles  
Start: 09:20 End: 09:36

## Motoring Classics Thoroughbred Sportscar Championship

### QUALIFYING - RACE 2 - LAP ANALYSIS


3 -	1:02.040	+ 4.939	9:23:33.601	11 -	57.839	+ 0.738	9:31:17.812
4 -	1:00.429	+ 3.328	9:24:34.030	12 -	57.567	+ 0.466	9:32:15.379
5 -	58.228	+ 1.127	9:25:32.258	13 -	57.155	+ 0.054	9:33:12.534
6 -	57.806	+ 0.705	9:26:30.064	14 -	57.331	+ 0.230	9:34:09.865
7 -	57.728	+ 0.627	9:27:27.792	15 -	57.335	+ 0.234	9:35:07.200
8 -	<b>57.101</b>		<b>9:28:24.893</b>	16 -	58.996	+ 1.895	9:36:06.196
<b>86</b>	<b>Simon GARRAD</b>			D Jaguar D-Type Replica			
1 -	56.922	+ 1.747	9:23:22.391	7 -	55.311	+ 0.136	9:28:54.946
2 -	55.563	+ 0.388	9:24:17.954	8 -	55.754	+ 0.579	9:29:50.700
3 -	55.443	+ 0.268	9:25:13.397	9 -	<b>55.175</b>		<b>9:30:45.875</b>
4 -	55.176	+ 0.001	9:26:08.573	10 -	56.294	+ 1.119	9:31:42.169
5 -	55.198	+ 0.023	9:27:03.771	11 -	55.240	+ 0.065	9:32:37.409
6 -	55.864	+ 0.689	9:27:59.635				

Weather / Track : Sunny / Dry

Brands Hatch Indy  
 Circuit Length = 1.1986 miles  
 Start: 09:20 End: 09:36

# Motoring Classics Thoroughbred Sportscar Championship

## RACE 2 - GRID

ROW 8	1:01.293 4 Peter HISCOCKS	1:04.618 65 Ben WHITE
ROW 7	58.930 38 Ian PRIOR	59.170 24 Bob LINES
ROW 6	58.218 36 Colin JONES	58.448 35 John YEA
ROW 5	57.663 68 Sharlie GODDARD	57.782 61 Tim FALCE
ROW 4	57.258 26 Peter BARNARD	57.360 2 Russell MCCARTHY
ROW 3	57.101 81 Roger WHITESIDE	57.120 55 Rob SPENCER Please fit working transponder for race
ROW 2	55.630 58 Jeremy KNIGHT	56.457 66 Simon CRIPPS
ROW 1	55.175 86 Simon GARRAD Please fit working transponder for race	55.397 67 Jon ELLISON
<b>Pole</b>		
		

Brands Hatch Indy  
Circuit Length = 1.1986 miles

**These results are provisional until the conclusion of any judicial and technical matters.**

Clerk of Course :		Timekeeper :
-------------------	--	--------------

# Motoring Classics Thoroughbred Sportscar Championship

## RACE 2 - CLASSIFICATION

POS	NO	CL	NAME	ENTRY	LAPS	TIME	GAP	DIFF	MPH	BEST	ON
1	67	C	Jon ELLISON	Triumph TR6	28	30:02.349			67.03	55.144	17
2	2	B	Russell MCCARTHY	MG A Roadster	28	30:06.447	4.098	4.098	66.88	56.710	4
3	55	C	Rob SPENCER	MG BGT V8	28	30:09.196	6.847	2.749	66.78	56.901	27
4	81	D	Roger WHITESIDE	Morgan Plus 8	28	30:11.862	9.513	2.666	66.68	56.863	21
5	66	C	Simon CRIPPS	MGB GT V8	28	30:12.285	9.936	0.423	66.66	56.829	10
6	61	C	Tim FALCE	Jaguar Ram 'D' Type Replica	28	30:13.426	11.077	1.141	66.62	57.301	16
7	26	B	Peter BARNARD	Elva Courier Mk.1	28	30:14.947	12.598	1.521	66.57	56.937	17
8	38	B	Ian PRIOR	MG B	27	30:06.077	1 lap	1 lap	64.50	57.929	19
9	36	B	Colin JONES	MGA Twin Cam	27	30:09.689	1 lap	3.612	64.37	58.084	20
10	35	B	John YEA	MGB Roadster	27	30:16.652	1 lap	6.963	64.13	58.877	5
11	24	B	Bob LINES	MG A Twin Cam	27	30:26.176	1 lap	9.524	63.79	1:00.419	11
12	4	A	Peter HISCOCKS	MGA Roadster	26	30:18.356	2 laps	1 lap	61.69	1:00.397	26

NOT CLASSIFIED

DNF	58	C	Jeremy KNIGHT	Jaguar Revival D-Type	19	17:46.476	9 laps	7 laps	76.87	55.446	5
-----	----	---	---------------	-----------------------	----	-----------	--------	--------	-------	--------	---

FASTEST LAP

67	C	Jon ELLISON	Triumph TR6	17	55.144	78.25 mph	125.93 kph
2	B	Russell MCCARTHY	MG A Roadster	4	56.710	76.08 mph	122.45 kph
81	D	Roger WHITESIDE	Morgan Plus 8	21	56.863	75.88 mph	122.12 kph
4	A	Peter HISCOCKS	MGA Roadster	26	1:00.397	71.44 mph	114.97 kph

Weather / Track : Sunny / Dry

These results are provisional until the conclusion of any judicial and technical matters.

Brands Hatch Indy

Circuit Length = 1.1986 miles

Start: 12:22 End: 12:53

Clerk of Course :	Timekeeper :
-------------------	--------------



# Motoring Classics Thoroughbred Sportscar Championship

## RACE 2 - LAP CHART

Lap 1			Lap 2			Lap 3			Lap 4			Lap 5		
No	Behind	Laptime	No	Behind	Laptime	No	Behind	Laptime	No	Behind	Laptime	No	Behind	Laptime
58		1:01.259	58		55.560	58		55.828	58		55.895	58		55.446
67	1.607	1:02.866	67	2.627	56.580	67	2.788	55.989	67	2.610	55.717	67	3.316	56.152
66	3.025	1:04.284	66	5.084	57.619	66	7.379	58.123	66	9.182	57.698	66	11.271	57.535
55	3.556	1:04.815	55	6.022	58.026	55	8.177	57.983	55	10.170	57.888	2	12.307	57.154
61	4.288	1:05.547	61	6.607	57.879	61	8.965	58.186	2	10.599	56.710	55	12.523	57.799
81	4.865	1:06.124	81	8.066	58.761	2	9.784	57.426	61	11.204	58.134	61	13.557	57.799
2	5.917	1:07.176	2	8.186	57.829	81	10.203	57.965	81	11.825	57.517	81	14.136	57.757
26	5.928	1:07.187	26	8.851	58.483	26	11.156	58.133	26	13.047	57.786	26	15.199	57.598
36	6.477	1:07.736	36	9.726	58.809	36	12.433	58.535	36	14.650	58.112	36	17.626	58.422
38	7.212	1:08.471	38	10.181	58.529	38	13.077	58.724	38	15.335	58.153	38	18.101	58.212
35	7.919	1:09.178	35	12.317	59.958	35	16.155	59.666	35	19.897	59.637	35	23.328	58.877
24	8.784	1:10.043	24	14.524	1:01.300	24	21.353	1:02.657	24	26.490	1:01.032	24	32.005	1:00.961
4	11.403	1:12.662	4	17.904	1:02.061	4	24.356	1:02.280	4	30.125	1:01.664	4	36.405	1:01.726

Weather / Track : Sunny / Dry

Brands Hatch Indy  
 Circuit Length = 1.1986 miles  
 Start: 12:22 End: 12:53

# Motoring Classics Thoroughbred Sportscar Championship

## RACE 2 - LAP CHART

Lap 6			Lap 7			Lap 8			Lap 9			Lap 10		
No	Behind	Laptime	No	Behind	Laptime	No	Behind	Laptime	No	Behind	Laptime	No	Behind	Laptime
58		55.903	58		55.791	58		56.145	58		56.073	58		55.837
67	3.493	56.080	67	3.493	55.791	67	2.937	55.589	67	2.151	55.287	67	1.709	55.395
66	12.666	57.298	2	14.979	57.561	2	15.604	56.770	2	16.666	57.135	4	1 LAP	1:03.372
2	13.209	56.805	66	15.008	58.133	66	16.190	57.327	66	17.199	57.082	2	17.652	56.823
55	14.122	57.502	55	15.572	57.241	55	16.852	57.425	55	18.147	57.368	66	18.191	56.829
61	15.863	58.209	61	17.571	57.499	26	19.919	57.792	26	21.036	57.190	55	19.438	57.128
26	16.883	57.587	26	18.272	57.180	61	20.195	58.769	61	21.904	57.782	26	22.657	57.458
81	17.073	58.840	81	19.121	57.839	81	20.416	57.440	81	22.595	58.252	61	24.282	58.215
36	20.484	58.761	36	24.005	59.312	36	27.173	59.313	36	30.146	59.046	81	24.782	58.024
38	20.901	58.703	38	24.212	59.102	38	27.611	59.544	38	30.608	59.070	36	33.520	59.211
35	27.037	59.612	35	30.982	59.736	35	34.092	59.255	35	37.952	59.933	38	33.830	59.059
24	36.673	1:00.571	24	41.550	1:00.668	24	46.051	1:00.646	24	51.398	1:01.420	35	41.252	59.137
4	41.990	1:01.488	4	47.650	1:01.451	4	53.688	1:02.183						

Weather / Track : Sunny / Dry

Brands Hatch Indy  
 Circuit Length = 1.1986 miles  
 Start: 12:22 End: 12:53

# Motoring Classics Thoroughbred Sportscar Championship

## RACE 2 - LAP CHART

Lap 11			Lap 12			Lap 13			Lap 14			Lap 15		
No	Behind	Laptime	No	Behind	Laptime	No	Behind	Laptime	No	Behind	Laptime	No	Behind	Laptime
58		55.828	58		55.986	58		56.083	58		55.464	58		55.535
24	1 LAP	1:01.150	67	0.469	55.201	67	0.403	56.017	67	2.100	57.161	67	2.268	55.703
67	1.254	55.373	24	1 LAP	1:00.419	24	1 LAP	1:00.457	24	1 LAP	1:00.754	24	1 LAP	1:01.845
4	1 LAP	1:01.358	4	1 LAP	1:00.975	4	1 LAP	1:00.977	2	22.893	57.524	2	25.025	57.667
2	18.852	57.028	2	19.940	57.074	2	20.833	56.976	66	24.278	56.938	66	25.801	57.058
66	19.800	57.437	66	21.543	57.729	66	22.804	57.344	55	26.274	57.580	55	28.207	57.468
55	21.346	57.736	55	22.764	57.404	55	24.158	57.477	4	1 LAP	1:03.098	26	30.301	57.156
26	24.282	57.453	26	25.542	57.246	26	26.812	57.353	26	28.680	57.332	4	1 LAP	1:01.927
61	26.498	58.044	61	28.360	57.848	61	30.508	58.231	61	33.088	58.044	61	35.431	57.878
81	27.158	58.204	81	28.600	57.428	81	30.533	58.016	81	33.304	58.235	81	35.689	57.920
36	37.137	59.445	36	40.323	59.172	36	43.517	59.277	36	47.523	59.470	36	51.241	59.253
38	37.476	59.474	38	40.645	59.155	38	43.704	59.142	38	47.981	59.741	38	51.688	59.242
35	44.775	59.351	35	47.701	58.912	35	50.601	58.983	35	54.387	59.250			

Weather / Track : Sunny / Dry

Brands Hatch Indy  
 Circuit Length = 1.1986 miles  
 Start: 12:22 End: 12:53

# Motoring Classics Thoroughbred Sportscar Championship

## RACE 2 - LAP CHART

Lap 16			Lap 17			Lap 18			Lap 19			Lap 20		
No	Behind	Laptime	No	Behind	Laptime	No	Behind	Laptime	No	Behind	Laptime	No	Behind	Laptime
58		56.280	58		55.549	58		56.392	58		55.622	67		58.113
67	1.628	55.640	67	1.223	55.144	67	0.971	56.140	67	0.952	55.603	38	1 LAP	57.929
35	1 LAP	1:00.940	35	1 LAP	58.951	38	1 LAP	59.643	38	1 LAP	57.990	36	1 LAP	58.683
2	25.878	57.133	2	27.507	57.178	36	1 LAP	1:00.282	36	1 LAP	58.351	35	1 LAP	59.729
66	26.574	57.053	66	28.174	57.149	35	1 LAP	59.023	35	1 LAP	59.330	2	28.270	57.230
24	1 LAP	1:01.872	55	30.911	57.230	2	28.299	57.184	2	30.105	57.428	66	29.775	57.770
55	29.230	57.303	26	32.377	56.937	66	29.101	57.319	66	31.070	57.591	55	33.482	58.191
26	30.989	56.968	24	1 LAP	1:02.134	55	32.024	57.505	55	34.356	57.954	26	34.337	57.842
61	36.452	57.301	61	38.821	57.918	26	33.615	57.630	26	35.560	57.567	61	41.543	58.105
81	37.243	57.834	81	39.376	57.682	24	1 LAP	1:02.170	61	42.503	58.081	81	41.586	57.538
4	1 LAP	1:03.112	4	1 LAP	1:01.037	61	40.044	57.615	81	43.113	58.564	24	1 LAP	1:03.056
36	53.847	58.886				81	40.171	57.187	24	1 LAP	1:03.535	4	1 LAP	1:01.092
38	54.259	58.851				4	1 LAP	1:00.716	4	1 LAP	1:00.936			

Weather / Track : Sunny / Dry

Brands Hatch Indy  
 Circuit Length = 1.1986 miles  
 Start: 12:22 End: 12:53

# Motoring Classics Thoroughbred Sportscar Championship

## RACE 2 - LAP CHART

Lap 21			Lap 22			Lap 23			Lap 24			Lap 25		
No	Behind	Laptime	No	Behind	Laptime	No	Behind	Laptime	No	Behind	Laptime	No	Behind	Laptime
67		59.402	67		1:23.499	67		2:28.280	67		2:05.402	67		1:28.535
38	1 LAP	57.952	38	1 LAP	1:23.045	38	1 LAP	2:28.744	38	1 LAP	2:06.103	38	1 LAP	1:27.068
36	1 LAP	58.084	4	2 LAPS	1:26.236	4	2 LAPS	2:28.693	4	2 LAPS	2:06.417	4	2 LAPS	1:27.580
35	1 LAP	59.924	36	1 LAP	1:23.221	36	1 LAP	2:29.644	36	1 LAP	2:05.744	36	1 LAP	1:26.382
2	26.050	57.182	35	1 LAP	1:13.174	35	1 LAP	2:29.482	35	1 LAP	2:05.827	35	1 LAP	1:26.834
66	29.141	58.768	2	5.186	1:02.635	2	6.209	2:29.303	2	6.497	2:05.690	2	4.325	1:26.363
55	32.289	58.209	66	6.462	1:00.820	66	7.204	2:29.022	66	7.483	2:05.681	66	5.406	1:26.458
26	32.756	57.821	55	7.930	59.140	55	8.206	2:28.556	55	8.214	2:05.410	55	5.506	1:25.827
81	39.047	56.863	26	8.452	59.195	26	9.025	2:28.853	26	8.750	2:05.127	26	5.955	1:25.740
61	43.281	1:01.140	81	14.005	58.457	81	11.354	2:25.629	81	10.432	2:04.480	81	7.790	1:25.893
24	1 LAP	1:02.528	61	22.304	1:02.522	61	12.439	2:18.415	61	11.594	2:04.557	61	8.592	1:25.533
			24	1 LAP	1:02.967	24	1 LAP	2:09.079	24	1 LAP	2:03.577	24	1 LAP	1:26.384

Weather / Track : Sunny / Dry

Brands Hatch Indy  
 Circuit Length = 1.1986 miles  
 Start: 12:22 End: 12:53

**Motoring Classics Thoroughbred Sportscar Championship**  
**RACE 2 - LAP CHART**

Lap 26			Lap 27			Lap 28		
No	Behind	Laptime	No	Behind	Laptime	No	Behind	Laptime
67		57.325	67		57.029	67		57.336
38	1 LAP	57.980	38	1 LAP	58.138	38	1 LAP	58.313
36	1 LAP	59.246	2	4.638	57.041	2	4.098	56.796
2	4.626	57.626	36	1 LAP	58.196	55	6.847	57.845
55	6.466	58.285	55	6.338	56.901	36	1 LAP	59.096
4	2 LAPS	1:01.903	66	8.538	58.258	81	9.513	57.026
66	7.309	59.228	26	9.723	58.843	66	9.936	58.734
26	7.909	59.279	81	9.823	58.870	61	11.077	57.577
81	7.982	57.517	61	10.836	58.513	26	12.598	1:00.211
35	1 LAP	1:01.349	35	1 LAP	1:01.555	35	1 LAP	59.049
61	9.352	58.085	4	2 LAPS	1:03.015	4	2 LAPS	1:00.397
24	1 LAP	1:01.492	24	1 LAP	1:01.668	24	1 LAP	1:01.791

Weather / Track : Sunny / Dry

Brands Hatch Indy  
 Circuit Length = 1.1986 miles  
 Start: 12:22 End: 12:53

**Porsche GT3 Cup Challenge with Michelin**  
**QUALIFYING - RACE 3 - CLASSIFICATION**

POS	NO	CL	NAME	ENTRY	TIME	ON	LAPS	GAP	DIFF	MPH
1	70	1	Oly MORTIMER	Porsche 997 GT3 Cup	48.053	13	17			89.79
2	61	1	Graeme MUNDY	Porsche 997 GT3 Cup	48.424	16	16	0.371	0.371	89.10
3	30	1	Yucel OZBEK	Porsche 997 GT3 Cup	48.607	10	10	0.554	0.183	88.77
4	69	1	Simon BLANCKLEY	Porsche 997 GT3 Cup	48.869	9	14	0.816	0.262	88.29
5	95	1	Peter SMALLWOOD	Porsche 997 GT3 Cup	49.103	12	15	1.050	0.234	87.87
6	66	1	Steven LIQUORISH	Porsche 997 GT3 Cup	49.808	5	16	1.755	0.705	86.63
7	7	1	Bertie CARRUTHERS	Porsche 997 GT3 Cup	50.415	11	14	2.362	0.607	85.59
8	28	2	Tim SPEED	Porsche 996 GT3 Cup	51.181	5	8	3.128	0.766	84.30
9	28	2	Paul WINTER	Porsche 996 GT3 Cup	51.718	6	6	3.665	0.537	83.43
10	1	3	Chris DYER	Porsche 944 S2	56.712	6	13	8.659	4.994	76.08
11	10	3	Richard ELLIS	Porsche 993 C2	56.904	15	15	8.851	0.192	75.83
12	91	3	Paul WARD	Porsche 968 CS	1:02.897	7	7	14.844	5.993	68.60
13	91	3	Chris WHITTLE	Porsche 968 CS	1:03.845	3	4	15.792	0.948	67.58

Weather / Track : Sunny / Dry  
 These results are provisional until the conclusion of any judicial and technical matters.

Brands Hatch Indy  
 Circuit Length = 1.1986 miles  
 Start: 09:44 End: 10:01

Clerk of Course :		Timekeeper :
-------------------	--	--------------

# Porsche GT3 Cup Challenge with Michelin

## QUALIFYING - RACE 3 - LAP ANALYSIS

<b>1</b>	<b>Chris DYER</b>		3 Porsche 944 S2				
1 -	1:07.653	+ 10.941	9:46:20.893	8 -	57.355	+ 0.643	9:53:10.577
2 -	1:01.308	+ 4.596	9:47:22.201	9 -	57.645	+ 0.933	9:54:08.222
3 -	1:00.040	+ 3.328	9:48:22.241	10 -	57.802	+ 1.090	9:55:06.024
4 -	58.988	+ 2.276	9:49:21.229	11 -	56.906	+ 0.194	9:56:02.930
5 -	57.843	+ 1.131	9:50:19.072	12 -	56.797	+ 0.085	9:56:59.727
6 -	<b>56.712</b>		<b>9:51:15.784</b>	13 -	57.035	+ 0.323	9:57:56.762
7 -	57.438	+ 0.726	9:52:13.222				
<b>7</b>	<b>Bertie CARRUTHERS</b>		1 Porsche 997 GT3 Cup				
1 -	1:07.153	+ 16.738	9:46:36.123	8 -	50.475	+ 0.060	9:52:37.396
2 -	54.157	+ 3.742	9:47:30.280	9 -	50.426	+ 0.011	9:53:27.822
3 -	51.647	+ 1.232	9:48:21.927	10 -	51.999	+ 1.584	9:54:19.821
4 -	51.475	+ 1.060	9:49:13.402	11 -	<b>50.415</b>		<b>9:55:10.236</b>
5 -	50.716	+ 0.301	9:50:04.118	12 -	3:16.986 P	+ 2:26.571	9:58:27.222
6 -	51.516	+ 1.101	9:50:55.634	13 -	58.285	+ 7.870	9:59:25.507
7 -	51.287	+ 0.872	9:51:46.921	14 -	52.048	+ 1.633	10:00:17.555
<b>10</b>	<b>Richard ELLIS</b>		3 Porsche 993 C2				
1 -	1:16.593	+ 19.689	9:46:31.226	9 -	58.867	+ 1.963	9:54:58.021
2 -	1:07.864	+ 10.960	9:47:39.090	10 -	1:02.031	+ 5.127	9:56:00.052
3 -	1:04.928	+ 8.024	9:48:44.018	11 -	1:00.376	+ 3.472	9:57:00.428
4 -	1:05.193	+ 8.289	9:49:49.211	12 -	58.084	+ 1.180	9:57:58.512
5 -	1:10.297	+ 13.393	9:50:59.508	13 -	59.177	+ 2.273	9:58:57.689
6 -	1:02.269	+ 5.365	9:52:01.777	14 -	57.881	+ 0.977	9:59:55.570
7 -	59.160	+ 2.256	9:53:00.937	15 -	<b>56.904</b>		<b>10:00:52.474</b>
8 -	58.217	+ 1.313	9:53:59.154				
<b>28</b>	<b>Paul WINTER</b>		2 Porsche 996 GT3 Cup				
1 -	1:08.016	+ 16.298	9:46:35.186	4 -	52.888	+ 1.170	9:49:21.053
2 -	57.955	+ 6.237	9:47:33.141	5 -	52.985	+ 1.267	9:50:14.038
3 -	55.024	+ 3.306	9:48:28.165	6 -	<b>51.718</b>		<b>9:51:05.756</b>
<b>28</b>	<b>Tim SPEED</b>		2 Porsche 996 GT3 Cup				
1 -	1:00.146	+ 8.965	9:54:23.169	5 -	<b>51.181</b>		<b>9:57:50.751</b>
2 -	52.292	+ 1.111	9:55:15.461	6 -	51.642	+ 0.461	9:58:42.393
3 -	52.023	+ 0.842	9:56:07.484	7 -	51.397	+ 0.216	9:59:33.790
4 -	52.086	+ 0.905	9:56:59.570	8 -	51.282	+ 0.101	10:00:25.072
<b>30</b>	<b>Yucel OZBEK</b>		1 Porsche 997 GT3 Cup				
1 -	1:05.903	+ 17.296	9:46:17.874	6 -	1:56.502 P	+ 1:07.895	9:51:33.979
2 -	52.828	+ 4.221	9:47:10.702	7 -	1:38.961	+ 50.354	9:53:12.940
3 -	49.062	+ 0.455	9:47:59.764	8 -	51.856	+ 3.249	9:54:04.796
4 -	48.723	+ 0.116	9:48:48.487	9 -	48.647	+ 0.040	9:54:53.443
5 -	48.990	+ 0.383	9:49:37.477	10 -	<b>48.607</b>		<b>9:55:42.050</b>
<b>61</b>	<b>Graeme MUNDY</b>		1 Porsche 997 GT3 Cup				
1 -	1:07.759	+ 19.335	9:46:30.104	9 -	49.257	+ 0.833	9:53:15.852
2 -	55.938	+ 7.514	9:47:26.042	10 -	53.330	+ 4.906	9:54:09.182
3 -	51.757	+ 3.333	9:48:17.799	11 -	2:06.690 P	+ 1:18.266	9:56:15.872
4 -	49.804	+ 1.380	9:49:07.603	12 -	56.952	+ 8.528	9:57:12.824
5 -	49.431	+ 1.007	9:49:57.034	13 -	48.743	+ 0.319	9:58:01.567
6 -	50.820	+ 2.396	9:50:47.854	14 -	49.157	+ 0.733	9:58:50.724
7 -	49.323	+ 0.899	9:51:37.177	15 -	48.429	+ 0.005	9:59:39.153
8 -	49.418	+ 0.994	9:52:26.595	16 -	<b>48.424</b>		<b>10:00:27.577</b>
<b>66</b>	<b>Steven LIQUORISH</b>		1 Porsche 997 GT3 Cup				
1 -	1:06.080	+ 16.272	9:46:25.536	9 -	50.487	+ 0.679	9:54:51.014
2 -	54.946	+ 5.138	9:47:20.482	10 -	50.273	+ 0.465	9:55:41.287
3 -	51.256	+ 1.448	9:48:11.738	11 -	50.425	+ 0.617	9:56:31.712
4 -	50.728	+ 0.920	9:49:02.466	12 -	50.295	+ 0.487	9:57:22.007
5 -	<b>49.808</b>		<b>9:49:52.274</b>	13 -	50.052	+ 0.244	9:58:12.059

Weather / Track : Sunny / Dry

Brands Hatch Indy  
Circuit Length = 1.1986 miles  
Start: 09:44 End: 10:01



**Porsche GT3 Cup Challenge with Michelin**  
**QUALIFYING - RACE 3 - LAP ANALYSIS**

6 -	51.080	+ 1.272	9:50:43.354	14 -	50.158	+ 0.350	9:59:02.217
7 -	2:14.086 P	+ 1:24.278	9:52:57.440	15 -	51.068	+ 1.260	9:59:53.285
8 -	1:03.087	+ 13.279	9:54:00.527	16 -	50.093	+ 0.285	10:00:43.378
<b>69</b>	<b>Simon BLANCKLEY</b>			1 Porsche 997 GT3 Cup			
1 -	1:07.425	+ 18.556	9:46:23.163	8 -	49.578	+ 0.709	9:52:28.713
2 -	58.705	+ 9.836	9:47:21.868	9 -	<b>48.869</b>		<b>9:53:17.582</b>
3 -	52.266	+ 3.397	9:48:14.134	10 -	50.794	+ 1.925	9:54:08.376
4 -	51.116	+ 2.247	9:49:05.250	11 -	50.050	+ 1.181	9:54:58.426
5 -	50.367	+ 1.498	9:49:55.617	12 -	49.395	+ 0.526	9:55:47.821
6 -	53.589	+ 4.720	9:50:49.206	13 -	49.400	+ 0.531	9:56:37.221
7 -	49.929	+ 1.060	9:51:39.135	14 -	50.750	+ 1.881	9:57:27.971
<b>70</b>	<b>Oly MORTIMER</b>			1 Porsche 997 GT3 Cup			
1 -	1:06.230	+ 18.177	9:46:24.090	10 -	53.685	+ 5.632	9:54:05.360
2 -	55.949	+ 7.896	9:47:20.039	11 -	48.518	+ 0.465	9:54:53.878
3 -	50.789	+ 2.736	9:48:10.828	12 -	53.344	+ 5.291	9:55:47.222
4 -	48.646	+ 0.593	9:48:59.474	13 -	<b>48.053</b>		<b>9:56:35.275</b>
5 -	50.764	+ 2.711	9:49:50.238	14 -	56.547	+ 8.494	9:57:31.822
6 -	51.915	+ 3.862	9:50:42.153	15 -	48.479	+ 0.426	9:58:20.301
7 -	48.064	+ 0.011	9:51:30.217	16 -	1:03.737	+ 15.684	9:59:24.038
8 -	49.274	+ 1.221	9:52:19.491	17 -	1:02.626	+ 14.573	10:00:26.664
9 -	52.184	+ 4.131	9:53:11.675				
<b>91</b>	<b>Paul WARD</b>			3 Porsche 968 CS			
1 -	1:13.733	+ 10.836	9:46:38.816	5 -	1:04.582	+ 1.685	9:50:56.468
2 -	1:04.156	+ 1.259	9:47:42.972	6 -	1:04.278	+ 1.381	9:52:00.746
3 -	1:04.895	+ 1.998	9:48:47.867	7 -	<b>1:02.897</b>		<b>9:53:03.643</b>
4 -	1:04.019	+ 1.122	9:49:51.886				
<b>91</b>	<b>Chris WHITTLE</b>			3 Porsche 968 CS			
1 -	1:13.462	+ 9.617	9:57:53.204	3 -	<b>1:03.845</b>		<b>10:00:02.141</b>
2 -	1:05.092	+ 1.247	9:58:58.296	4 -	1:04.184	+ 0.339	10:01:06.325
<b>95</b>	<b>Peter SMALLWOOD</b>			1 Porsche 997 GT3 Cup			
1 -	1:02.471	+ 13.368	9:46:11.618	9 -	1:08.163	+ 19.060	9:54:14.702
2 -	54.400	+ 5.297	9:47:06.018	10 -	50.376	+ 1.273	9:55:05.078
3 -	51.012	+ 1.909	9:47:57.030	11 -	49.599	+ 0.496	9:55:54.677
4 -	50.101	+ 0.998	9:48:47.131	12 -	<b>49.103</b>		<b>9:56:43.780</b>
5 -	50.057	+ 0.954	9:49:37.188	13 -	2:10.540 P	+ 1:21.437	9:58:54.320
6 -	50.478	+ 1.375	9:50:27.666	14 -	1:14.701	+ 25.598	10:00:09.021
7 -	49.517	+ 0.414	9:51:17.183	15 -	49.895	+ 0.792	10:00:58.916
8 -	1:49.356 P	+ 1:00.253	9:53:06.539				


Weather / Track : Sunny / Dry

Brands Hatch Indy  
 Circuit Length = 1.1986 miles  
 Start: 09:44 End: 10:01

# Porsche GT3 Cup Challenge with Michelin

## RACE 3 - GRID

ROW 6	1:02.897 91 Paul WARD	
ROW 5	56.712 1 Chris DYER	56.904 10 Richard ELLIS
ROW 4	50.415 7 Bertie CARRUTHERS	51.718 28 Paul WINTER
ROW 3	49.103 95 Peter SMALLWOOD	49.808 66 Steven LIQUORISH
ROW 2	48.607 30 Yucel OZBEK	48.869 69 Simon BLANCKLEY
ROW 1	48.053 70 Oly MORTIMER	48.424 61 Graeme MUNDY
<b>Pole</b>		



Brands Hatch Indy  
Circuit Length = 1.1986 miles

**These results are provisional until the conclusion of any judicial and technical matters.**

Clerk of Course :		Timekeeper :
-------------------	--	--------------

# Porsche GT3 Cup Challenge with Michelin

## RACE 3 - CLASSIFICATION

POS	NO	CL	NAME	ENTRY	LAPS	TIME	GAP	DIFF	MPH	BEST	ON
1	70	1	Oly MORTIMER	Porsche 997 GT3 Cup	31	25:36.299			87.07	48.484	8
2	61	1	Graeme MUNDY	Porsche 997 GT3 Cup	31	25:41.019	4.720	4.720	86.80	48.971	8
3	30	1	Yucel OZBEK	Porsche 997 GT3 Cup	31	25:45.075	8.776	4.056	86.57	48.857	18
4	66	1	Steven LIQUORISH	Porsche 997 GT3 Cup	31	26:15.425	39.126	30.350	84.90	49.630	19
5	95	1	Peter SMALLWOOD	Porsche 997 GT3 Cup	30	25:43.585	1 lap	1 lap	83.86	49.845	23
6	28	2	Paul WINTER	Porsche 996 GT3 Cup	30	25:55.341	1 lap	11.756	83.23	50.400	13
7	7	1	Bertie CARRUTHERS	Porsche 997 GT3 Cup	30	26:01.102	1 lap	5.761	82.92	50.593	29
8	10	3	Richard ELLIS	Porsche 993 C2	26	25:39.159	5 laps	4 laps	72.89	57.352	20
9	91	3	Paul WARD	Porsche 968 CS	25	26:10.194	6 laps	1 lap	68.70	1:00.640	21

### NOT CLASSIFIED

DNF	1	3	Chris DYER	Porsche 944 S2	13	12:55.229	18 laps	12 laps	72.36	58.047	10
DNF	69	1	Simon BLANCKLEY	Porsche 997 GT3 Cup	8	6:59.457	23 laps	5 laps	82.29	51.024	2

### FASTEST LAP

70	1	Oly MORTIMER	Porsche 997 GT3 Cup	8	48.484	88.99 mph	143.23 kph
28	2	Paul WINTER	Porsche 996 GT3 Cup	13	50.400	85.61 mph	137.78 kph
10	3	Richard ELLIS	Porsche 993 C2	20	57.352	75.23 mph	121.08 kph

Weather / Track : Sunny / Dry

These results are provisional until the conclusion of any judicial and technical matters.

Brands Hatch Indy

Circuit Length = 1.1986 miles

Start: 13:29 End: 13:56

Clerk of Course :		Timekeeper :	
-------------------	--	--------------	--

**Porsche GT3 Cup Challenge with Michelin**  
**RACE 3 - LAP CHART**

Lap 1			Lap 2			Lap 3			Lap 4			Lap 5		
No	Behind	Laptime	No	Behind	Laptime	No	Behind	Laptime	No	Behind	Laptime	No	Behind	Laptime
70		55.100	70		48.908	70		49.157	70		48.730	70		49.687
30	0.455	55.555	30	1.141	49.594	30	1.201	49.217	30	1.712	49.241	30	1.504	49.479
61	1.184	56.284	61	1.894	49.618	61	1.970	49.233	61	2.334	49.094	61	1.883	49.236
28	2.453	57.553	28	5.238	51.693	28	7.817	51.736	95	10.159	50.684	95	11.136	50.664
95	3.231	58.331	95	5.776	51.453	95	8.205	51.586	28	11.788	52.701	91	1 LAP	1:04.244
69	3.854	58.954	69	5.970	51.024	69	8.380	51.567	69	12.074	52.424	28	13.524	51.423
66	5.012	1:00.112	66	7.311	51.207	66	9.257	51.103	66	12.463	51.936	69	14.003	51.616
7	5.435	1:00.535	7	7.932	51.405	7	10.434	51.659	7	13.518	51.814	66	14.141	51.365
1	12.334	1:07.434	1	22.628	59.202	1	31.996	58.525	1	41.452	58.186	7	15.751	51.920
10	13.144	1:08.244	10	23.280	59.044	10	32.884	58.761	10	42.238	58.084			
91	17.839	1:12.939	91	32.552	1:03.621	91	46.823	1:03.428						

Weather / Track : Sunny / Dry

Brands Hatch Indy  
 Circuit Length = 1.1986 miles  
 Start: 13:29 End: 13:56

# Porsche GT3 Cup Challenge with Michelin

## RACE 3 - LAP CHART

Lap 6			Lap 7			Lap 8			Lap 9			Lap 10		
No	Behind	Laptime	No	Behind	Laptime	No	Behind	Laptime	No	Behind	Laptime	No	Behind	Laptime
70		49.242	70		49.136	70		48.484	70		49.369	70		49.233
1	1 LAP	58.756	30	1.496	49.246	30	2.017	49.005	30	2.990	50.342	61	3.151	49.258
30	1.386	49.124	61	1.882	49.313	61	2.369	48.971	61	3.126	50.126	30	4.099	50.342
61	1.705	49.064	1	1 LAP	59.029	95	16.406	50.851	91	2 LAPS	1:03.397	95	19.742	51.335
10	1 LAP	59.589	10	1 LAP	58.441	28	20.503	50.988	95	17.640	50.603	91	2 LAPS	1:03.858
95	12.699	50.805	95	14.039	50.476	69	21.013	51.126	28	22.122	50.988	28	23.925	51.036
28	15.831	51.549	28	17.999	51.304	1	1 LAP	59.064	66	23.579	51.157	66	24.611	50.265
69	16.367	51.606	69	18.371	51.140	66	21.791	51.614	7	27.892	52.713	7	30.766	52.107
66	17.188	52.289	66	18.661	50.609	10	1 LAP	59.622	1	1 LAP	58.869	1	1 LAP	58.893
7	18.882	52.373	7	21.401	51.655	7	24.548	51.631	10	1 LAP	59.726	10	1 LAP	57.759
91	1 LAP	1:04.081	91	1 LAP	1:03.805									

Weather / Track : Sunny / Dry

Brands Hatch Indy  
 Circuit Length = 1.1986 miles  
 Start: 13:29 End: 13:56

**Porsche GT3 Cup Challenge with Michelin**  
**RACE 3 - LAP CHART**

Lap 11			Lap 12			Lap 13			Lap 14			Lap 15		
No	Behind	Laptime	No	Behind	Laptime	No	Behind	Laptime	No	Behind	Laptime	No	Behind	Laptime
70		48.898	70		49.659	70		49.078	70		49.064	70		48.687
61	3.838	49.585	1	2 LAPS	58.047	91	3 LAPS	1:02.600	61	3.958	49.239	61	4.282	49.011
30	5.045	49.844	10	2 LAPS	58.583	61	3.783	49.542	30	6.689	49.369	30	7.507	49.505
95	21.434	50.590	61	3.319	49.140	30	6.384	50.458	91	3 LAPS	1:03.229	95	27.202	51.286
66	26.189	50.476	30	5.004	49.618	1	2 LAPS	59.678	1	2 LAPS	59.069	91	3 LAPS	1:02.408
28	27.280	52.253	95	22.050	50.275	10	2 LAPS	58.549	10	2 LAPS	58.659	66	31.227	50.839
7	35.052	53.184	66	26.981	50.451	95	23.299	50.327	95	24.603	50.368	10	2 LAPS	59.908
91	2 LAPS	1:03.197	28	28.340	50.719	66	28.033	50.130	66	29.075	50.106	1	2 LAPS	1:00.477
			7	37.829	52.436	28	29.662	50.400	28	31.552	50.954	28	33.399	50.534
						7	41.068	52.317	7	44.003	51.999	7	46.787	51.471

# Porsche GT3 Cup Challenge with Michelin

## RACE 3 - LAP CHART

Lap 16			Lap 17			Lap 18			Lap 19			Lap 20		
No	Behind	Laptime	No	Behind	Laptime	No	Behind	Laptime	No	Behind	Laptime	No	Behind	Laptime
70		48.975	70		49.197	70		48.916	70		48.512	70		49.466
61	4.782	49.475	7	1 LAP	51.833	10	3 LAPS	58.809	61	6.896	50.198	61	6.966	49.536
30	8.316	49.784	61	5.102	49.517	7	1 LAP	51.995	7	1 LAP	52.501	7	1 LAP	51.123
95	28.740	50.513	30	8.144	49.025	91	4 LAPS	1:01.466	30	10.358	50.785	30	10.364	49.472
66	32.679	50.427	95	29.981	50.438	61	5.210	49.024	10	3 LAPS	1:00.395	10	3 LAPS	57.943
28	35.650	51.226	66	33.567	50.085	30	8.085	48.857	91	4 LAPS	1:01.028	91	4 LAPS	1:01.427
91	3 LAPS	1:02.128	28	37.592	51.139	95	31.177	50.112	95	32.570	49.905	95	33.659	50.555
10	2 LAPS	58.245				66	34.443	49.792	66	35.561	49.630	66	35.922	49.827
						28	40.060	51.384	28	42.789	51.241	28	44.485	51.162

Weather / Track : Sunny / Dry

Brands Hatch Indy  
 Circuit Length = 1.1986 miles  
 Start: 13:29 End: 13:56

# Porsche GT3 Cup Challenge with Michelin

## RACE 3 - LAP CHART

Lap 21			Lap 22			Lap 23			Lap 24			Lap 25		
No	Behind	Laptime	No	Behind	Laptime	No	Behind	Laptime	No	Behind	Laptime	No	Behind	Laptime
70		48.964	70		49.117	70		50.257	70		49.898	70		49.917
61	7.568	49.566	61	8.164	49.713	91	5 LAPS	1:00.891	28	1 LAP	51.600	61	7.055	49.907
7	1 LAP	51.499	30	12.034	49.429	61	7.399	49.492	61	7.065	49.564	10	4 LAPS	1:00.836
30	11.722	50.322	7	1 LAP	51.736	30	10.875	49.098	30	11.277	50.300	30	10.987	49.627
10	3 LAPS	57.693	95	35.765	49.945	7	1 LAP	51.288	91	5 LAPS	1:00.956	28	1 LAP	1:01.079
95	34.937	50.242	66	37.442	49.740	95	35.353	49.845	7	1 LAP	50.972	7	1 LAP	51.762
66	36.819	49.861	10	3 LAPS	58.866	66	36.975	49.790	95	35.640	50.185	91	5 LAPS	1:01.126
91	4 LAPS	1:01.449	28	49.460	51.714	10	3 LAPS	57.352	66	36.794	49.717	95	36.313	50.590
28	46.863	51.342										66	36.933	50.056

Weather / Track : Sunny / Dry

Brands Hatch Indy  
 Circuit Length = 1.1986 miles  
 Start: 13:29 End: 13:56



# Porsche GT3 Cup Challenge with Michelin

## RACE 3 - LAP CHART

Lap 26			Lap 27			Lap 28			Lap 29			Lap 30		
No	Behind	Laptime	No	Behind	Laptime	No	Behind	Laptime	No	Behind	Laptime	No	Behind	Laptime
70		49.672	70		49.519	70		50.245	70		51.293	70		49.798
61	7.269	49.886	61	7.286	49.536	95	1 LAP	1:07.348	61	5.150	49.791	61	5.157	49.805
30	11.606	50.291	30	11.405	49.318	61	6.652	49.611	95	1 LAP	52.757	95	1 LAP	50.637
28	1 LAP	51.510	28	1 LAP	51.097	30	10.532	49.372	30	9.115	49.876	30	9.042	49.725
7	1 LAP	51.383	7	1 LAP	51.347	28	1 LAP	51.029	91	6 LAPS	1:02.255	28	1 LAP	51.157
10	4 LAPS	1:00.393	10	4 LAPS	57.805	7	1 LAP	50.949	28	1 LAP	51.304	91	6 LAPS	1:01.773
91	5 LAPS	1:00.640	66	38.341	50.493	10	4 LAPS	57.666	7	1 LAP	51.491	7	1 LAP	50.593
95	37.055	50.414	91	5 LAPS	1:02.008	66	38.499	50.403	66	37.682	50.476	66	38.497	50.613
66	37.367	50.106							10	4 LAPS	58.962			

**Porsche GT3 Cup Challenge with Michelin**  
**RACE 3 - LAP CHART**

Lap 31		
No	Behind	Laptime
70		50.121
10	5 LAPS	59.225
61	4.720	49.684
95	1 LAP	50.465
30	8.776	49.855
28	1 LAP	51.526
7	1 LAP	51.411
91	6 LAPS	1:02.240
66	39.126	50.750


**Weather / Track : Sunny / Dry**

Brands Hatch Indy  
Circuit Length = 1.1986 miles  
Start: 13:29 End: 13:56

# Porsche GT3 Cup Challenge with Michelin

## RACE 8 - GRID

ROW 6	1:04.184 91 Chris WHITTLE	
ROW 5	56.797 1 Chris DYER	57.881 10 Richard ELLIS
ROW 4	50.426 7 Bertie CARRUTHERS	51.282 28 Tim SPEED
ROW 3	49.517 95 Peter SMALLWOOD	50.052 66 Steven LIQUORISH
ROW 2	48.647 30 Yucel OZBEK	49.395 69 Simon BLANCKLEY
ROW 1	48.064 70 Oly MORTIMER	48.429 61 Graeme MUNDY
<b>Pole</b>		



Brands Hatch Indy  
Circuit Length = 1.1986 miles

**These results are provisional until the conclusion of any judicial and technical matters.**

Clerk of Course :		Timekeeper :
-------------------	--	--------------

# Porsche GT3 Cup Challenge with Michelin

## RACE 8 - CLASSIFICATION

POS	NO	CL	NAME	ENTRY	LAPS	TIME	GAP	DIFF	MPH	BEST	ON
1	70	1	<b>Oly MORTIMER</b>	Porsche 997 GT3 Cup	22	20:31.305			77.09	48.930	20
2	61	1	<b>Graeme MUNDY</b>	Porsche 997 GT3 Cup	22	20:31.761	<b>0.456</b>	0.456	77.06	48.896	22
3	66	1	<b>Steven LIQUORISH</b>	Porsche 997 GT3 Cup	22	21:03.766	<b>32.461</b>	32.005	75.11	50.993	16
4	7	1	<b>Bertie CARRUTHERS</b>	Porsche 997 GT3 Cup	22	21:12.907	<b>41.602</b>	9.141	74.57	52.159	21
5	28	2	<b>Tim SPEED</b>	Porsche 996 GT3 Cup	22	21:13.444	<b>42.139</b>	0.537	74.54	51.449	20
6	91	3	<b>Chris WHITTLE</b>	Porsche 968 CS	19	21:15.757	<b>3 laps</b>	3 laps	64.26	1:00.999	13
NOT CLASSIFIED											
DNF	95	1	<b>Peter SMALLWOOD</b>	Porsche 997 GT3 Cup	16	15:42.890	<b>6 laps</b>	3 laps	73.22	50.592	16
DNF	69	1	<b>Simon BLANCKLEY</b>	Porsche 997 GT3 Cup	16	15:42.918	<b>6 laps</b>	0.028	73.22	50.283	16
DNF	30	1	<b>Yucel OZBEK</b>	Porsche 997 GT3 Cup	3	2:41.366	<b>19 laps</b>	13 laps	80.22	50.774	3
FASTEST LAP											
61	1		<b>Graeme MUNDY</b>	Porsche 997 GT3 Cup	22	48.896		88.24 mph		142.02 kph	
28	2		<b>Tim SPEED</b>	Porsche 996 GT3 Cup	20	51.449		83.87 mph		134.97 kph	
91	3		<b>Chris WHITTLE</b>	Porsche 968 CS	13	1:00.999		70.73 mph		113.84 kph	

Weather / Track : Sunny / Dry  
 These results are provisional until the conclusion of any judicial and technical matters.

Brands Hatch Indy  
 Circuit Length = 1.1986 miles  
 Start: 17:17 End: 17:38

Clerk of Course :	Timekeeper :
-------------------	--------------

**Porsche GT3 Cup Challenge with Michelin**  
**RACE 8 - LAP CHART**

Lap 1			Lap 2			Lap 3			Lap 4			Lap 5		
No	Behind	Laptime	No	Behind	Laptime	No	Behind	Laptime	No	Behind	Laptime	No	Behind	Laptime
70		55.859	70		50.271	70		50.545	70		50.719	70		51.937
61	0.932	56.791	61	1.843	51.182	61	2.533	51.235	61	2.357	50.543	91	1 LAP	1:03.431
95	2.007	57.866	95	4.047	52.311	95	4.506	51.004	95	5.701	51.914	61	1.792	51.372
30	2.851	58.710	30	4.462	51.882	30	4.691	50.774	69	9.878	52.245	95	6.167	52.403
69	4.125	59.984	69	6.150	52.296	69	8.352	52.747	66	10.378	51.890	69	9.935	51.994
28	4.738	1:00.597	66	7.942	53.223	66	9.207	51.810	28	14.029	53.157	66	10.416	51.975
66	4.990	1:00.849	28	8.693	54.226	28	11.591	53.443	7	14.517	53.193	28	15.605	53.513
7	5.468	1:01.327	7	9.038	53.841	7	12.043	53.550				7	15.937	53.357
91	16.633	1:12.492	91	29.032	1:02.670	91	40.547	1:02.060						

Weather / Track : Sunny / Dry

Brands Hatch Indy  
 Circuit Length = 1.1986 miles  
 Start: 17:17 End: 17:38

# Porsche GT3 Cup Challenge with Michelin

## RACE 8 - LAP CHART

Lap 6			Lap 7			Lap 8			Lap 9			Lap 10		
No	Behind	Laptime	No	Behind	Laptime	No	Behind	Laptime	No	Behind	Laptime	No	Behind	Laptime
70		1:10.788	70		1:25.506	70		1:28.144	70		1:18.178	70		51.620
61	1.009	1:10.005	61	1.252	1:25.749	61	0.769	1:27.661	61	0.677	1:18.086	61	0.818	51.761
91	1 LAP	1:11.520	91	1 LAP	1:25.972	91	1 LAP	1:27.906	95	2.972	1:17.991	95	4.149	52.797
95	2.485	1:07.106	95	3.240	1:26.261	95	3.159	1:28.063	69	3.256	1:17.324	69	4.781	53.145
69	3.497	1:04.350	69	3.887	1:25.896	69	4.110	1:28.367	66	3.587	1:16.647	66	5.107	53.140
66	4.026	1:04.398	66	4.677	1:26.157	66	5.118	1:28.585	28	4.082	1:15.609	28	5.977	53.515
28	4.995	1:00.178	28	6.579	1:27.090	28	6.651	1:28.216	7	4.408	1:14.845	7	6.671	53.883
7	5.984	1:00.835	7	7.594	1:27.116	7	7.741	1:28.291	91	1 LAP	1:21.990	91	1 LAP	1:05.665

Weather / Track : Sunny / Dry

Brands Hatch Indy  
 Circuit Length = 1.1986 miles  
 Start: 17:17 End: 17:38

**Porsche GT3 Cup Challenge with Michelin**  
**RACE 8 - LAP CHART**

Lap 11			Lap 12			Lap 13			Lap 14			Lap 15		
No	Behind	Laptime	No	Behind	Laptime	No	Behind	Laptime	No	Behind	Laptime	No	Behind	Laptime
70		50.292	70		50.132	70		49.698	70		50.526	70		49.879
61	1.096	50.570	61	1.140	50.176	61	1.523	50.081	61	1.373	50.376	61	1.417	49.923
95	4.728	50.871	95	5.585	50.989	95	6.658	50.771	95	7.320	51.188	95	8.204	50.763
69	5.357	50.868	69	5.951	50.726	69	6.955	50.702	69	7.543	51.114	69	8.541	50.877
66	6.015	51.200	66	6.972	51.089	66	9.019	51.745	91	2 LAPS	1:03.161	66	11.593	51.879
7	8.700	52.321	7	10.777	52.209	7	13.334	52.255	66	9.593	51.100	91	2 LAPS	1:00.999
28	9.596	53.911	28	12.796	53.332	28	15.901	52.803	7	16.113	53.305	7	19.504	53.270
91	1 LAP	1:02.848	91	1 LAP	1:02.510				28	18.075	52.700	28	20.506	52.310

Weather / Track : Sunny / Dry

Brands Hatch Indy  
 Circuit Length = 1.1986 miles  
 Start: 17:17 End: 17:38

# Porsche GT3 Cup Challenge with Michelin

## RACE 8 - LAP CHART

Lap 16			Lap 17			Lap 18			Lap 19			Lap 20		
No	Behind	Laptime	No	Behind	Laptime	No	Behind	Laptime	No	Behind	Laptime	No	Behind	Laptime
70		49.736	70		49.545	70		50.148	70		50.320	70		48.930
61	1.376	49.695	61	1.068	49.237	61	0.583	49.663	61	0.497	50.234	61	0.727	49.160
95	9.060	50.592	66	15.515	52.210	66	18.100	52.733	91	3 LAPS	1:02.831	91	3 LAPS	1:01.025
69	9.088	50.283	7	26.993	53.882	7	29.377	52.532	66	20.223	52.443	66	24.420	53.127
66	12.850	50.993	28	28.139	54.316	28	31.029	53.038	7	31.913	52.856	7	35.260	52.277
7	22.656	52.888	91	2 LAPS	1:01.516				28	33.232	52.523	28	35.751	51.449
28	23.368	52.598												
91	2 LAPS	1:03.043												

Weather / Track : Sunny / Dry

Brands Hatch Indy  
 Circuit Length = 1.1986 miles  
 Start: 17:17 End: 17:38



**Porsche GT3 Cup Challenge with Michelin**  
**RACE 8 - LAP CHART**

Lap 21			Lap 22		
No	Behind	Laptime	No	Behind	Laptime
70		49.232	70		49.300
61	0.860	49.365	61	0.456	48.896
66	29.126	53.938	66	32.461	52.635
91	3 LAPS	1:01.978	7	41.602	52.715
7	38.187	52.159	28	42.139	52.634
28	38.805	52.286	91	3 LAPS	1:02.140

Weather / Track : Sunny / Dry

Brands Hatch Indy  
 Circuit Length = 1.1986 miles  
 Start: 17:17 End: 17:38

# HRDC Grand Touring Greats

## QUALIFYING - RACE 4 - CLASSIFICATION

POS	NO	CL	NAME	ENTRY	TIME	ON	LAPS	GAP	DIFF	MPH
1	18	GTN/	Rae DAVIS	Mini Jem GT	1:00.727	9	11			71.05
2	17	GTN/	Shaun RAINFORD	MG Lenham SS	1:01.010	8	10	0.283	0.283	70.72
3	3	GTN/	Paul WOOLMER	Austin Healey Sprite Sebring Coupe	1:01.150	12	13	0.423	0.140	70.56
4	33	GTN/	Gordon ELWELL	Austin Healey Sebring Sprite	1:01.563	9	11	0.836	0.413	70.09
5	11	GTN/	Tony WILSON-SPRATT	WSM Sprint	1:01.870	6	12	1.143	0.307	69.74
6	7	GTN/	Brian ARCULUS	WSM Midget	1:02.764	12	12	2.037	0.894	68.75
7	47	GTIA	Simon MERRIOTT	Tornado Talisman GT	1:02.999	12	12	2.272	0.235	68.49
8	71	GTIA	Eddy PERK	GSM Dart-Climax	1:04.320	9	12	3.593	1.321	67.08
9	14	GTN/	John McDONAL	Ashley GT	1:04.577	12	12	3.850	0.257	66.82
10	28	GTN/	Clive COCKS	WSM Sprite GT	1:05.054	8	12	4.327	0.477	66.33
11	15	GTN/	Mike HAIGH	MG Lenham Le Mans	1:05.078	12	12	4.351	0.024	66.30
12	22	GTN/	Tony DAVIS	Austin Healey Sebring	1:05.401	9	12	4.674	0.323	65.97
13	83	GTN/	Harvey WOODS	Ashley MG Midget	1:05.845	4	5	5.118	0.444	65.53
14	12	GTIA	Richard FRANKEL	Alfa Romeo Giulietta SS	1:06.535	8	12	5.808	0.690	64.85
15	36	GTN/	Adam GITTINGS	MG Ashley GT	1:06.924	10	12	6.197	0.389	64.47
16	31	GTN/	Ian BURFORD	MG Lenham Le Mans Coupe	1:07.254	8	11	6.527	0.330	64.16
17	24	GTN/	Darryl DAVIS	Triumph Lenham Spitfire GT	1:07.605	7	11	6.878	0.351	63.82
18	5	GTN/	Philip NIXON	Austin Healey Sprite Ashley GT	1:08.681	7	11	7.954	1.076	62.82
19	81	GTIA	John HILBERY	Lotus Elite S2	1:08.770	10	11	8.043	0.089	62.74
20	44	TGD	Mark CROSS	Morris Minor 1000	1:09.999	11	11	9.272	1.229	61.64
21	10	GTN/	David STUBBINGS	Lenham GT	1:10.472	11	11	9.745	0.473	61.23
22	99	TGD	Louise KENNEDY	Fiat Abarth	1:11.779	4	11	11.052	1.307	60.11
23	59	TGD	Nicola KELLETT	Morris Minor	1:14.483	4	10	13.756	2.704	57.93
24	75	TGD	John ARNOLD	Renault 4CV 1063	1:22.650	10	10	21.923	8.167	52.20
25	20	GTN/	Mark WRIGHT	Austin Healey Ashley GT		0	1			

Weather / Track : Sunny / Dry  
 These results are provisional until the conclusion of any judicial and technical matters.

Brands Hatch Indy  
 Circuit Length = 1.1986 miles  
 Start: 10:05 End: 10:25

Clerk of Course :		Timekeeper :
-------------------	--	--------------

# HRDC Grand Touring Greats

## QUALIFYING - RACE 4 - LAP ANALYSIS

<b>3</b>	<b>Paul WOOLMER</b>		GTNA Austin Healey Sprite Sebring Coupe				
1 -	1:17.288	+ 16.138	10:06:48.092	8 -	1:06.872	+ 5.722	10:19:48.734
2 -	6:31.682 P	+ 5:30.532	10:13:19.774	9 -	1:01.992	+ 0.842	10:20:50.726
3 -	1:09.233	+ 8.083	10:14:29.007	10 -	1:03.247	+ 2.097	10:21:53.973
4 -	1:02.059	+ 0.909	10:15:31.066	11 -	1:01.949	+ 0.799	10:22:55.922
5 -	1:01.779	+ 0.629	10:16:32.845	12 -	<b>1:01.150</b>		<b>10:23:57.072</b>
6 -	1:07.670	+ 6.520	10:17:40.515	13 -	1:01.910	+ 0.760	10:24:58.982
7 -	1:01.347	+ 0.197	10:18:41.862				
<b>5</b>	<b>Philip NIXON</b>		GTNA Austin Healey Sprite Ashley GT				
1 -	1:17.688	+ 9.007	10:07:13.631	7 -	<b>1:08.681</b>		<b>10:19:54.726</b>
2 -	6:37.682 P	+ 5:29.001	10:13:51.313	8 -	1:13.651	+ 4.970	10:21:08.377
3 -	1:21.503	+ 12.822	10:15:12.816	9 -	1:09.493	+ 0.812	10:22:17.870
4 -	1:12.347	+ 3.666	10:16:25.163	10 -	1:11.643	+ 2.962	10:23:29.513
5 -	1:10.412	+ 1.731	10:17:35.575	11 -	1:09.199	+ 0.518	10:24:38.712
6 -	1:10.470	+ 1.789	10:18:46.045				
<b>7</b>	<b>Brian ARCULUS</b>		GTNA WSM Midget				
1 -	1:15.363	+ 12.599	10:06:54.522	7 -	1:03.958	+ 1.194	10:19:00.385
2 -	6:32.955 P	+ 5:30.191	10:13:27.477	8 -	1:02.953	+ 0.189	10:20:03.338
3 -	1:16.950	+ 14.186	10:14:44.427	9 -	1:03.444	+ 0.680	10:21:06.782
4 -	1:04.216	+ 1.452	10:15:48.643	10 -	1:04.150	+ 1.386	10:22:10.932
5 -	1:03.323	+ 0.559	10:16:51.966	11 -	1:02.870	+ 0.106	10:23:13.802
6 -	1:04.461	+ 1.697	10:17:56.427	12 -	<b>1:02.764</b>		<b>10:24:16.566</b>
<b>10</b>	<b>David STUBBINGS</b>		GTNA Lenham GT				
1 -	1:22.747	+ 12.275	10:06:46.130	7 -	1:13.036	+ 2.564	10:19:47.283
2 -	6:38.991 P	+ 5:28.519	10:13:25.121	8 -	1:13.313	+ 2.841	10:21:00.596
3 -	1:25.754	+ 15.282	10:14:50.875	9 -	1:14.378	+ 3.906	10:22:14.974
4 -	1:13.351	+ 2.879	10:16:04.226	10 -	1:16.921	+ 6.449	10:23:31.895
5 -	1:15.939	+ 5.467	10:17:20.165	11 -	<b>1:10.472</b>		<b>10:24:42.367</b>
6 -	1:14.082	+ 3.610	10:18:34.247				
<b>11</b>	<b>Tony WILSON-SPRATT</b>		GTNA WSM Sprint				
1 -	1:14.771	+ 12.901	10:07:09.294	7 -	1:04.919	+ 3.049	10:19:19.018
2 -	6:34.146 P	+ 5:32.276	10:13:43.440	8 -	1:03.962	+ 2.092	10:20:22.980
3 -	1:16.302	+ 14.432	10:14:59.742	9 -	1:02.242	+ 0.372	10:21:25.222
4 -	1:05.773	+ 3.903	10:16:05.515	10 -	1:02.900	+ 1.030	10:22:28.122
5 -	1:06.714	+ 4.844	10:17:12.229	11 -	1:03.796	+ 1.926	10:23:31.918
6 -	<b>1:01.870</b>		<b>10:18:14.099</b>	12 -	1:03.355	+ 1.485	10:24:35.273
<b>12</b>	<b>Richard FRANKEL</b>		GTIA Alfa Romeo Giulietta SS				
1 -	1:25.381	+ 18.846	10:06:52.626	7 -	1:07.005	+ 0.470	10:19:27.379
2 -	6:40.769 P	+ 5:34.234	10:13:33.395	8 -	<b>1:06.535</b>		<b>10:20:33.914</b>
3 -	1:19.816	+ 13.281	10:14:53.211	9 -	1:06.668	+ 0.133	10:21:40.582
4 -	1:11.080	+ 4.545	10:16:04.291	10 -	1:06.710	+ 0.175	10:22:47.292
5 -	1:08.696	+ 2.161	10:17:12.987	11 -	1:07.624	+ 1.089	10:23:54.916
6 -	1:07.387	+ 0.852	10:18:20.374	12 -	1:08.195	+ 1.660	10:25:03.111
<b>14</b>	<b>John McDONAL</b>		GTNA Ashley GT				
1 -	1:26.738	+ 22.161	10:07:00.979	7 -	1:06.247	+ 1.670	10:19:29.848
2 -	6:33.879 P	+ 5:29.302	10:13:34.858	8 -	1:05.604	+ 1.027	10:20:35.452
3 -	1:21.048	+ 16.471	10:14:55.906	9 -	1:05.157	+ 0.580	10:21:40.609
4 -	1:09.816	+ 5.239	10:16:05.722	10 -	1:04.675	+ 0.098	10:22:45.284
5 -	1:10.995	+ 6.418	10:17:16.717	11 -	1:05.004	+ 0.427	10:23:50.288
6 -	1:06.884	+ 2.307	10:18:23.601	12 -	<b>1:04.577</b>		<b>10:24:54.865</b>
<b>15</b>	<b>Mike HAIGH</b>		GTNA MG Lenham Le Mans				
1 -	1:17.281	+ 12.203	10:06:57.763	7 -	1:06.410	+ 1.332	10:19:14.931
2 -	6:32.810 P	+ 5:27.732	10:13:30.573	8 -	1:06.943	+ 1.865	10:20:21.874
3 -	1:17.702	+ 12.624	10:14:48.275	9 -	1:05.518	+ 0.440	10:21:27.392
4 -	1:06.917	+ 1.839	10:15:55.192	10 -	1:05.899	+ 0.821	10:22:33.291

Weather / Track : Sunny / Dry

Brands Hatch Indy  
Circuit Length = 1.1986 miles  
Start: 10:05 End: 10:25

# HRDC Grand Touring Greats

## QUALIFYING - RACE 4 - LAP ANALYSIS

5 -	1:05.806	+ 0.728	10:17:00.998	11 -	1:05.407	+ 0.329	10:23:38.698
6 -	1:07.523	+ 2.445	10:18:08.521	12 -	<b>1:05.078</b>		<b>10:24:43.776</b>
<b>17</b>	<b>Shaun RAINFORD</b> GTNA MG Lenham SS						
1 -	1:11.443	+ 10.433	10:06:30.691	6 -	1:01.511	+ 0.501	10:19:15.796
2 -	8:35.280	+ 7:34.270	10:15:05.971	7 -	1:01.353	+ 0.343	10:20:17.149
3 -	1:02.403	+ 1.393	10:16:08.374	8 -	<b>1:01.010</b>		<b>10:21:18.159</b>
4 -	1:04.327	+ 3.317	10:17:12.701	9 -	1:01.520	+ 0.510	10:22:19.679
5 -	1:01.584	+ 0.574	10:18:14.285	10 -	2:50.334 P	+ 1:49.324	10:25:10.013
<b>18</b>	<b>Rae DAVIS</b> GTNA Mini Jem GT						
1 -	1:16.129	+ 15.402	10:07:01.231	7 -	1:02.506	+ 1.779	10:19:12.144
2 -	6:37.641 P	+ 5:36.914	10:13:38.872	8 -	1:02.079	+ 1.352	10:20:14.223
3 -	1:18.045	+ 17.318	10:14:56.917	9 -	<b>1:00.727</b>		<b>10:21:14.950</b>
4 -	1:06.763	+ 6.036	10:16:03.680	10 -	1:01.595	+ 0.868	10:22:16.545
5 -	1:03.015	+ 2.288	10:17:06.695	11 -	1:01.621	+ 0.894	10:23:18.166
6 -	1:02.943	+ 2.216	10:18:09.638				
<b>20</b>	<b>Mark WRIGHT</b> GTNA Austin Healey Ashley GT						
1 -	11:22.390	9 - 3:49:32.386	10:17:19.597				
<b>22</b>	<b>Tony DAVIS</b> GTNA Austin Healey Sebring						
1 -	1:17.827	+ 12.426	10:06:54.251	7 -	1:08.593	+ 3.192	10:19:18.286
2 -	6:34.547 P	+ 5:29.146	10:13:28.798	8 -	1:06.204	+ 0.803	10:20:24.490
3 -	1:17.870	+ 12.469	10:14:46.668	9 -	<b>1:05.401</b>		<b>10:21:29.891</b>
4 -	1:07.276	+ 1.875	10:15:53.944	10 -	1:06.484	+ 1.083	10:22:36.375
5 -	1:07.275	+ 1.874	10:17:01.219	11 -	1:05.762	+ 0.361	10:23:42.137
6 -	1:08.474	+ 3.073	10:18:09.693	12 -	1:05.657	+ 0.256	10:24:47.794
<b>24</b>	<b>Darryl DAVIS</b> GTNA Triumph Lenham Spitfire GT						
1 -	1:22.104	+ 14.499	10:06:44.390	7 -	<b>1:07.605</b>		<b>10:19:43.091</b>
2 -	6:39.441 P	+ 5:31.836	10:13:23.831	8 -	1:08.695	+ 1.090	10:20:51.786
3 -	1:24.145	+ 16.540	10:14:47.976	9 -	1:08.566	+ 0.961	10:22:00.352
4 -	1:15.124	+ 7.519	10:16:03.100	10 -	1:08.341	+ 0.736	10:23:08.693
5 -	1:21.361	+ 13.756	10:17:24.461	11 -	2:22.256 P	+ 1:14.651	10:25:30.949
6 -	1:11.025	+ 3.420	10:18:35.486				
<b>28</b>	<b>Clive COCKS</b> GTNA WSM Sprite GT						
1 -	1:24.501	+ 19.447	10:06:56.162	7 -	1:08.432	+ 3.378	10:19:18.220
2 -	6:33.560 P	+ 5:28.506	10:13:29.722	8 -	<b>1:05.054</b>		<b>10:20:23.274</b>
3 -	1:18.500	+ 13.446	10:14:48.222	9 -	1:05.209	+ 0.155	10:21:28.483
4 -	1:08.506	+ 3.452	10:15:56.728	10 -	1:05.447	+ 0.393	10:22:33.930
5 -	1:05.848	+ 0.794	10:17:02.576	11 -	1:05.437	+ 0.383	10:23:39.367
6 -	1:07.212	+ 2.158	10:18:09.788	12 -	1:05.101	+ 0.047	10:24:44.468
<b>31</b>	<b>Ian BURFORD</b> GTNA MG Lenham Le Mans Coupe						
1 -	1:19.265	+ 12.011	10:06:39.967	7 -	1:08.529	+ 1.275	10:19:41.356
2 -	6:38.417 P	+ 5:31.163	10:13:18.384	8 -	<b>1:07.254</b>		<b>10:20:48.610</b>
3 -	1:45.395	+ 38.141	10:15:03.779	9 -	1:08.913	+ 1.659	10:21:57.523
4 -	1:10.614	+ 3.360	10:16:14.393	10 -	1:07.387	+ 0.133	10:23:04.910
5 -	1:09.809	+ 2.555	10:17:24.202	11 -	1:08.629	+ 1.375	10:24:13.539
6 -	1:08.625	+ 1.371	10:18:32.827				
<b>33</b>	<b>Gordon ELWELL</b> GTNA Austin Healey Sebring Sprite						
1 -	1:10.919	+ 9.356	10:06:25.155	7 -	1:04.891	+ 3.328	10:20:23.906
2 -	8:37.619	+ 7:36.056	10:15:02.774	8 -	1:02.846	+ 1.283	10:21:26.752
3 -	1:03.934	+ 2.371	10:16:06.708	9 -	<b>1:01.563</b>		<b>10:22:28.315</b>
4 -	1:05.755	+ 4.192	10:17:12.463	10 -	1:02.751	+ 1.188	10:23:31.066
5 -	1:02.304	+ 0.741	10:18:14.767	11 -	1:02.004	+ 0.441	10:24:33.070
6 -	1:04.248	+ 2.685	10:19:19.015				

Weather / Track : Sunny / Dry

Brands Hatch Indy  
Circuit Length = 1.1986 miles  
Start: 10:05 End: 10:25

# HRDC Grand Touring Greats

## QUALIFYING - RACE 4 - LAP ANALYSIS

<b>36</b>	<b>Adam GITTINGS</b>		GTNA MG Ashley GT				
1 -	1:22.608	+ 15.684	10:06:46.847	7 -	1:09.206	+ 2.282	10:19:18.675
2 -	6:39.407 P	+ 5:32.483	10:13:26.254	8 -	1:08.384	+ 1.460	10:20:27.059
3 -	1:18.316	+ 11.392	10:14:44.570	9 -	1:07.611	+ 0.687	10:21:34.670
4 -	1:07.828	+ 0.904	10:15:52.398	10 -	<b>1:06.924</b>		<b>10:22:41.594</b>
5 -	1:07.813	+ 0.889	10:17:00.211	11 -	1:07.989	+ 1.065	10:23:49.583
6 -	1:09.258	+ 2.334	10:18:09.469	12 -	1:07.362	+ 0.438	10:24:56.945
<b>44</b>	<b>Mark CROSS</b>		TGD Morris Minor 1000				
1 -	1:27.874	+ 17.875	10:07:03.673	7 -	1:11.601	+ 1.602	10:19:52.473
2 -	6:38.006 P	+ 5:28.007	10:13:41.679	8 -	1:11.436	+ 1.437	10:21:03.909
3 -	1:21.922	+ 11.923	10:15:03.601	9 -	1:12.863	+ 2.864	10:22:16.772
4 -	1:15.774	+ 5.775	10:16:19.375	10 -	1:17.848	+ 7.849	10:23:34.620
5 -	1:11.038	+ 1.039	10:17:30.413	11 -	<b>1:09.999</b>		<b>10:24:44.619</b>
6 -	1:10.459	+ 0.460	10:18:40.872				
<b>47</b>	<b>Simon MERRIOTT</b>		GTIA Tornado Talisman GT				
1 -	1:13.538	+ 10.539	10:07:03.307	7 -	1:04.116	+ 1.117	10:19:26.998
2 -	6:36.922 P	+ 5:33.923	10:13:40.229	8 -	1:03.236	+ 0.237	10:20:30.234
3 -	1:17.190	+ 14.191	10:14:57.419	9 -	1:03.865	+ 0.866	10:21:34.099
4 -	1:10.577	+ 7.578	10:16:07.996	10 -	1:03.678	+ 0.679	10:22:37.777
5 -	1:09.466	+ 6.467	10:17:17.462	11 -	1:03.832	+ 0.833	10:23:41.609
6 -	1:05.420	+ 2.421	10:18:22.882	12 -	<b>1:02.999</b>		<b>10:24:44.608</b>
<b>59</b>	<b>Nicola KELLETT</b>		TGD Morris Minor				
1 -	1:25.072	+ 10.589	10:07:08.232	6 -	1:16.076	+ 1.593	10:19:06.369
2 -	6:42.054 P	+ 5:27.571	10:13:50.286	7 -	1:18.109	+ 3.626	10:20:24.478
3 -	1:28.453	+ 13.970	10:15:18.739	8 -	1:17.973	+ 3.490	10:21:42.451
4 -	<b>1:14.483</b>		<b>10:16:33.222</b>	9 -	1:15.661	+ 1.178	10:22:58.112
5 -	1:17.071	+ 2.588	10:17:50.293	10 -	1:16.592	+ 2.109	10:24:14.704
<b>71</b>	<b>Eddy PERK</b>		GTIA GSM Dart-Climax				
1 -	1:18.534	+ 14.214	10:06:35.776	7 -	1:05.750	+ 1.430	10:19:35.097
2 -	7:16.869 P	+ 6:12.549	10:13:52.645	8 -	1:04.681	+ 0.361	10:20:39.778
3 -	1:15.075	+ 10.755	10:15:07.720	9 -	<b>1:04.320</b>		<b>10:21:44.098</b>
4 -	1:06.627	+ 2.307	10:16:14.347	10 -	1:04.941	+ 0.621	10:22:49.039
5 -	1:07.742	+ 3.422	10:17:22.089	11 -	1:05.748	+ 1.428	10:23:54.787
6 -	1:07.258	+ 2.938	10:18:29.347	12 -	1:04.463	+ 0.143	10:24:59.250
<b>75</b>	<b>John ARNOLD</b>		TGD Renault 4CV 1063				
1 -	1:35.345	+ 12.695	10:07:04.965	6 -	1:26.051	+ 3.401	10:19:44.289
2 -	6:43.978 P	+ 5:21.328	10:13:48.943	7 -	1:26.246	+ 3.596	10:21:10.535
3 -	1:31.707	+ 9.057	10:15:20.650	8 -	1:24.297	+ 1.647	10:22:34.832
4 -	1:29.658	+ 7.008	10:16:50.308	9 -	1:25.660	+ 3.010	10:24:00.492
5 -	1:27.930	+ 5.280	10:18:18.238	10 -	<b>1:22.650</b>		<b>10:25:23.142</b>
<b>81</b>	<b>John HILBERY</b>		GTIA Lotus Elite S2				
1 -	1:24.668	+ 15.898	10:07:02.536	7 -	1:15.822	+ 7.052	10:19:49.421
2 -	6:33.646 P	+ 5:24.876	10:13:36.182	8 -	1:12.214	+ 3.444	10:21:01.635
3 -	1:20.712	+ 11.942	10:14:56.894	9 -	1:14.268	+ 5.498	10:22:15.903
4 -	1:11.206	+ 2.436	10:16:08.100	10 -	<b>1:08.770</b>		<b>10:23:24.673</b>
5 -	1:12.114	+ 3.344	10:17:20.214	11 -	1:11.776	+ 3.006	10:24:36.449
6 -	1:13.385	+ 4.615	10:18:33.599				
<b>83</b>	<b>Harvey WOODS</b>		GTNA Ashley MG Midget				
1 -	1:15.616	+ 9.771	10:06:28.517	4 -	<b>1:05.845</b>		<b>10:23:02.562</b>
2 -	14:20.314	+ 13:14.469	10:20:48.831	5 -	1:06.160	+ 0.315	10:24:08.722
3 -	1:07.886	+ 2.041	10:21:56.717				
<b>99</b>	<b>Louise KENNEDY</b>		TGD Fiat Abarth				
1 -	1:21.619	+ 9.840	10:06:37.579	7 -	1:13.616	+ 1.837	10:19:17.985

Weather / Track : Sunny / Dry

Brands Hatch Indy  
Circuit Length = 1.1986 miles  
Start: 10:05 End: 10:25

**HRDC Grand Touring Greats**  
**QUALIFYING - RACE 4 - LAP ANALYSIS**


<b>2</b> -	6:30.184 P	+ 5:18.405	10:13:07.763	<b>8</b> -	1:14.441	+ 2.662	10:20:32.426
<b>3</b> -	1:19.028	+ 7.249	10:14:26.791	<b>9</b> -	1:13.659	+ 1.880	10:21:46.085
<b>4</b> -	<b>1:11.779</b>		<b>10:15:38.570</b>	<b>10</b> -	1:13.575	+ 1.796	10:22:59.660
<b>5</b> -	1:12.471	+ 0.692	10:16:51.041	<b>11</b> -	1:13.063	+ 1.284	10:24:12.723
<b>6</b> -	1:13.328	+ 1.549	10:18:04.369				

Weather / Track : Sunny / Dry

Brands Hatch Indy  
 Circuit Length = 1.1986 miles  
 Start: 10:05 End: 10:25

# HRDC Grand Touring Greats

## RACE 4 - GRID

ROW 12	1:14.483 59 Nicola KELLETT	1:22.650 75 John ARNOLD
ROW 11	1:10.472 10 David STUBBINGS	1:11.779 99 Louise KENNEDY
ROW 10	1:08.770 81 John HILBERY	1:09.999 44 Mark CROSS
ROW 9	1:07.605 24 Darryl DAVIS	1:08.681 5 Philip NIXON
ROW 8	1:06.924 36 Adam GITTINGS	1:07.254 31 Ian BURFORD
ROW 7	1:05.845 83 Harvey WOODS	1:06.535 12 Richard FRANKEL
ROW 6	1:05.078 15 Mike HAIGH	1:05.401 22 Tony DAVIS
ROW 5	1:04.577 14 John McDONAL	1:05.054 28 Clive COCKS
ROW 4	1:02.999 47 Simon MERRIOTT	1:04.320 71 Eddy PERK
ROW 3	1:01.870 11 Tony WILSON-SPRATT	1:02.764 7 Brian ARCULUS
ROW 2	1:01.150 3 Paul WOOLMER	1:01.563 33 Gordon ELWELL
ROW 1	1:00.727 18 Rae DAVIS	1:01.010 17 Shaun RAINFORD
<b>Pole</b>		
		

Brands Hatch Indy  
Circuit Length = 1.1986 miles

**These results are provisional until the conclusion of any judicial and technical matters.**

Clerk of Course :		Timekeeper :
-------------------	--	--------------

# HRDC Grand Touring Greats

## RACE 4 - CLASSIFICATION

POS	NO	CL	NAME	ENTRY	LAPS	TIME	GAP	DIFF	MPH	BEST	ON
1	17	GTN/	Shaun RAINFORD	MG Lenham SS	30	30:28.610			70.79	59.552	13
2	18	GTN/	Rae DAVIS	Mini Jem GT	30	30:45.231	16.621	16.621	70.15	59.760	15
3	33	GTN/	Gordon ELWELL	Austin Healey Sebring Sprite	30	31:15.606	46.996	30.375	69.01	1:00.682	2
4	3	GTN/	Paul WOOLMER	Austin Healey Sprite Sebring Coupe	30	31:22.232	53.622	6.626	68.77	1:01.187	25
5	7	GTN/	Brian ARCULUS	WSM Midget	29	30:45.577	1 lap	1 lap	67.80	1:02.212	23
6	15	GTN/	Mike HAIGH	MG Lenham Le Mans	29	31:05.251	1 lap	19.674	67.08	1:01.865	19
7	71	GTIA	Eddy PERK	GSM Dart-Climax	29	31:05.817	1 lap	0.566	67.06	1:02.975	19
8	83	GTN/	Harvey WOODS	Ashley MG Midget	29	31:23.249	1 lap	17.432	66.44	1:03.271	28
9	28	GTN/	Clive COCKS	WSM Sprite GT	29	31:26.065	1 lap	2.816	66.34	1:03.125	24
10	31	GTN/	Ian BURFORD	MG Lenham Le Mans Coupe	28	30:39.586	2 laps	1 lap	65.67	1:03.089	20
11	36	GTN/	Adam GITTINGS	MG Ashley GT	28	30:40.715	2 laps	1.129	65.63	1:03.460	24
12	12	GTIA	Richard FRANKEL	Alfa Romeo Giulietta SS	28	30:58.455	2 laps	17.740	65.01	1:04.541	24
13	22	GTN/	Tony DAVIS	Austin Healey Sebring	28	31:14.601	2 laps	16.146	64.45	1:05.302	8
14	5	GTN/	Philip NIXON	Austin Healey Sprite Ashley GT	27	30:28.680	3 laps	1 lap	63.71	1:05.066	18
15	10	GTN/	David STUBBINGS	Lenham GT	27	31:29.151	3 laps	1:00.471	61.67	1:07.510	25
16	24	GTN/	Darryl DAVIS	Triumph Lenham Spitfire GT	27	31:46.990	3 laps	17.839	61.09	1:06.627	11
17	81	GTIA	John HILBERY	Lotus Elite S2	27	32:11.156	3 laps	24.166	60.32	1:07.266	2
18	44	TGD	Mark CROSS	Morris Minor 1000	26	31:12.370	4 laps	1 lap	59.91	1:09.727	3
19	99	TGD	Louise KENNEDY	Fiat Abarth	25	30:57.969	5 laps	1 lap	58.06	1:12.049	4
20	59	TGD	Nicola KELLETT	Morris Minor	24	30:44.728	6 laps	1 lap	56.13	1:14.307	18
21	75	TGD	John ARNOLD	Renault 4CV 1063	22	31:24.418	8 laps	2 laps	50.37	1:22.646	19

### NOT CLASSIFIED

DNF	49	GTIA	Jim PRENTICE	Austin Healey Le Mans	20	21:39.040	10 laps	2 laps	66.43	1:02.484	15
DNF	14	GTN/	John McDONAL	Ashley GT	17	19:08.699	13 laps	3 laps	63.85	1:03.656	11
DNF	47	GTIA	Simon MERRIOTT	Tornado Talisman GT	12	15:29.300	18 laps	5 laps	55.72	1:03.550	4
DNF	11	GTN/	Tony WILSON-SPRATT	WSM Sprint	9	9:44.594	21 laps	3 laps	66.43	1:01.749	9

### FASTEST LAP

17	GTN/	Shaun RAINFORD	MG Lenham SS	13	59.552	72.45 mph	116.61 kph
49	GTIA	Jim PRENTICE	Austin Healey Le Mans	15	1:02.484	69.05 mph	111.13 kph
44	TGD	Mark CROSS	Morris Minor 1000	3	1:09.727	61.88 mph	99.59 kph

Weather / Track : Sunny / Dry

These results are provisional until the conclusion of any judicial and technical matters.

Brands Hatch Indy

Circuit Length = 1.1986 miles

Start: 14:05 End: 14:37

Clerk of Course :

Timekeeper :



# HRDC Grand Touring Greats

## RACE 4 - LAP CHART

Lap 1			Lap 2			Lap 3			Lap 4			Lap 5		
No	Behind	Laptime	No	Behind	Laptime	No	Behind	Laptime	No	Behind	Laptime	No	Behind	Laptime
17		1:06.703	17		59.567	17		59.845	17		1:00.678	17		1:01.471
33	0.470	1:07.173	33	1.585	1:00.682	18	2.450	1:00.307	18	1.956	1:00.184	18	0.645	1:00.160
18	0.905	1:07.608	18	1.988	1:00.650	33	3.500	1:01.760	33	4.760	1:01.938	33	4.849	1:01.560
7	2.927	1:09.630	7	7.112	1:03.752	7	9.872	1:02.605	7	13.694	1:04.500	59	1 LAP	1:14.904
3	3.444	1:10.147	3	7.365	1:03.488	3	10.256	1:02.736	3	13.871	1:04.293	7	15.738	1:03.515
28	5.116	1:11.819	28	10.639	1:05.090	28	15.728	1:04.934	11	19.430	1:03.227	3	15.865	1:03.465
71	6.040	1:12.743	71	11.385	1:04.912	11	16.881	1:04.305	28	20.185	1:05.135	11	21.109	1:03.150
14	7.437	1:14.140	11	12.421	1:04.063	71	17.279	1:05.739	75	1 LAP	1:26.014	28	23.499	1:04.785
11	7.925	1:14.628	14	12.871	1:05.001	14	17.703	1:04.677	71	21.015	1:04.414	71	23.954	1:04.410
83	8.208	1:14.911	83	13.980	1:05.339	47	18.426	1:04.046	47	21.298	1:03.550	47	24.180	1:04.353
24	9.088	1:15.791	47	14.225	1:04.408	83	19.382	1:05.247	14	21.473	1:04.448	15	25.113	1:04.496
47	9.384	1:16.087	15	16.022	1:05.794	15	19.548	1:03.371	15	22.088	1:03.218	14	25.600	1:05.598
15	9.795	1:16.498	24	16.410	1:06.889	49	20.737	1:03.825	83	23.965	1:05.261	49	27.555	1:04.292
22	10.158	1:16.861	49	16.757	1:05.085	36	23.683	1:05.783	49	24.734	1:04.675	83	28.915	1:06.421
36	10.946	1:17.649	36	17.745	1:06.366	24	23.783	1:07.218	36	29.199	1:06.194	36	35.013	1:07.285
49	11.239	1:17.942	22	19.148	1:08.557	22	27.348	1:08.045	24	30.249	1:07.144	24	36.135	1:07.357
81	12.612	1:19.315	81	20.311	1:07.266	5	28.257	1:07.516	22	33.859	1:07.189	22	40.435	1:08.047
5	13.604	1:20.307	5	20.586	1:06.549	81	28.354	1:07.888	5	34.766	1:07.187	5	41.394	1:08.099
31	13.705	1:20.408	31	22.076	1:07.938	31	30.002	1:07.771	12	36.268	1:06.915	12	42.302	1:07.505
12	14.610	1:21.313	12	22.443	1:07.400	12	30.031	1:07.433	31	37.027	1:07.703	31	43.940	1:08.384
10	15.467	1:22.170	10	24.714	1:08.814	10	34.353	1:09.484	81	37.911	1:10.235	81	44.596	1:08.156
44	16.121	1:22.824	44	26.716	1:10.162	44	36.598	1:09.727	10	43.121	1:09.446	75	1 LAP	1:26.324
99	19.548	1:26.251	99	32.421	1:12.440	99	44.868	1:12.292	44	45.993	1:10.073	10	51.296	1:09.646
59	23.116	1:29.819	59	39.174	1:15.625	59	54.844	1:15.515	99	56.239	1:12.049	44	54.454	1:09.932
75	29.689	1:36.392	75	55.307	1:25.185									

Weather / Track : Sunny / Dry

Brands Hatch Indy  
Circuit Length = 1.1986 miles  
Start: 14:05 End: 14:37

# HRDC Grand Touring Greats

## RACE 4 - LAP CHART

Lap 6			Lap 7			Lap 8			Lap 9			Lap 10		
No	Behind	Laptime	No	Behind	Laptime	No	Behind	Laptime	No	Behind	Laptime	No	Behind	Laptime
17		1:00.546	17		1:00.225	17		59.590	17		1:01.415	17		1:01.029
18	0.418	1:00.319	18	0.525	1:00.332	81	1 LAP	1:07.924	18	0.184	1:00.585	31	1 LAP	1:04.687
33	6.212	1:01.909	10	1 LAP	1:11.158	18	1.014	1:00.079	12	1 LAP	1:05.632	18	0.681	1:01.526
99	1 LAP	1:13.761	44	1 LAP	1:10.941	33	10.413	1:02.098	5	1 LAP	1:09.388	22	1 LAP	1:07.349
7	19.233	1:04.041	33	7.905	1:01.918	10	1 LAP	1:09.786	24	1 LAP	1:11.592	12	1 LAP	1:05.213
3	19.444	1:04.125	75	2 LAPS	1:26.073	44	1 LAP	1:11.637	81	1 LAP	1:08.770	5	1 LAP	1:07.133
59	1 LAP	1:15.841	99	1 LAP	1:12.953	7	27.015	1:03.411	33	11.219	1:02.221	24	1 LAP	1:06.785
11	27.174	1:06.611	7	23.194	1:04.186	3	27.432	1:03.519	10	1 LAP	1:08.923	59	2 LAPS	1:16.137
71	27.494	1:04.086	3	23.503	1:04.284	11	34.220	1:03.355	44	1 LAP	1:11.313	33	11.747	1:01.557
28	29.008	1:06.055	11	30.455	1:03.506	99	1 LAP	1:13.431	7	29.432	1:03.832	81	1 LAP	1:08.353
47	30.260	1:06.626	71	30.926	1:03.657	71	34.722	1:03.386	3	29.638	1:03.621	10	1 LAP	1:08.766
15	30.307	1:05.740	15	34.229	1:04.147	75	2 LAPS	1:24.753	47	1 LAP	1:54.460	3	31.144	1:02.535
14	30.505	1:05.451	49	34.432	1:03.946	15	39.003	1:04.364	11	34.554	1:01.749	7	31.895	1:03.492
49	30.711	1:03.702	28	34.432	1:05.649	49	39.409	1:04.567	71	37.261	1:03.954	44	1 LAP	1:11.879
83	33.230	1:04.861	14	36.273	1:05.993	14	41.125	1:04.442	49	41.168	1:03.174	71	40.260	1:04.028
36	40.684	1:06.217	47	38.575	1:08.540	28	41.128	1:06.286	15	42.579	1:04.991	49	43.399	1:03.260
24	44.390	1:08.801	83	38.842	1:05.837	83	44.313	1:05.061	14	43.911	1:04.201	47	1 LAP	1:12.838
22	46.283	1:06.394	59	1 LAP	1:18.822	36	53.323	1:06.107	28	45.272	1:05.559	15	45.016	1:03.466
5	47.418	1:06.570	36	46.806	1:06.347	59	1 LAP	1:15.707	99	1 LAP	1:15.112	14	46.591	1:03.709
31	48.438	1:05.044	22	52.484	1:06.426	31	57.991	1:03.748	83	48.625	1:05.727	28	48.956	1:04.713
12	48.450	1:06.694	31	53.833	1:05.620	22	58.196	1:05.302	36	57.774	1:05.866	83	52.698	1:05.102
81	52.471	1:08.421	24	54.337	1:10.172				75	2 LAPS	1:24.872			
			5	55.172	1:07.979									
			12	55.774	1:07.549									

Weather / Track : Sunny / Dry

Brands Hatch Indy  
 Circuit Length = 1.1986 miles  
 Start: 14:05 End: 14:37

# HRDC Grand Touring Greats

## RACE 4 - LAP CHART

Lap 11			Lap 12			Lap 13			Lap 14			Lap 15		
No	Behind	Laptime	No	Behind	Laptime	No	Behind	Laptime	No	Behind	Laptime	No	Behind	Laptime
18		1:00.235	18		1:00.431	18		1:00.235	17		1:00.683	17		59.862
17	0.145	1:01.061	17	0.696	1:00.982	17	0.013	59.552	18	0.322	1:01.018	14	1 LAP	1:04.208
99	2 LAPS	1:14.544	31	1 LAP	1:07.146	83	1 LAP	1:04.694	28	1 LAP	1:06.889	18	0.220	59.760
36	1 LAP	1:08.266	36	1 LAP	1:07.499	44	2 LAPS	1:12.478	59	3 LAPS	1:18.017	83	1 LAP	1:04.206
31	1 LAP	1:05.090	12	1 LAP	1:05.652	31	1 LAP	1:03.858	83	1 LAP	1:04.546	28	1 LAP	1:05.564
12	1 LAP	1:05.377	22	1 LAP	1:06.125	36	1 LAP	1:05.473	75	4 LAPS	1:25.116	10	2 LAPS	1:10.583
22	1 LAP	1:07.022	33	14.906	1:02.075	33	17.226	1:02.555	44	2 LAPS	1:10.977	47	3 LAPS	2:22.861
33	13.262	1:02.431	99	2 LAPS	1:16.475	12	1 LAP	1:05.654	31	1 LAP	1:04.363	59	3 LAPS	1:14.499
5	1 LAP	1:06.900	5	1 LAP	1:06.652	22	1 LAP	1:05.929	33	18.771	1:02.241	31	1 LAP	1:03.404
24	1 LAP	1:07.232	24	1 LAP	1:06.627	5	1 LAP	1:06.800	36	1 LAP	1:05.379	33	22.030	1:03.121
75	3 LAPS	1:26.305	81	1 LAP	1:09.062	24	1 LAP	1:07.126	12	1 LAP	1:05.198	44	2 LAPS	1:11.547
81	1 LAP	1:10.309	3	34.251	1:02.045	99	2 LAPS	1:14.441	22	1 LAP	1:05.490	36	1 LAP	1:05.622
59	2 LAPS	1:17.182	7	36.741	1:03.191	3	35.344	1:01.328	5	1 LAP	1:06.916	12	1 LAP	1:04.712
3	32.637	1:02.409	10	1 LAP	1:09.915	7	39.826	1:03.320	3	36.260	1:01.612	22	1 LAP	1:07.197
7	33.981	1:03.002	59	2 LAPS	1:19.717	81	1 LAP	1:10.461	24	1 LAP	1:07.820	75	4 LAPS	1:26.405
10	1 LAP	1:10.964	75	3 LAPS	1:24.055	71	52.147	1:04.587	7	42.579	1:03.449	3	38.546	1:02.148
71	44.652	1:05.308	71	47.795	1:03.574	49	52.351	1:03.647	99	2 LAPS	1:14.794	5	1 LAP	1:06.756
49	46.158	1:03.675	49	48.939	1:03.212	15	55.316	1:04.717	81	1 LAP	1:08.947	24	1 LAP	1:07.836
15	48.108	1:04.008	15	50.834	1:03.157	14	56.421	1:03.866	49	54.774	1:03.119	7	46.024	1:03.307
47	1 LAP	1:06.202	14	52.790	1:03.890	10	1 LAP	1:12.317	71	55.082	1:03.631	49	57.396	1:02.484
14	49.331	1:03.656	47	1 LAP	1:05.329				15	58.383	1:03.763	71	58.900	1:03.680
44	1 LAP	1:13.415	28	56.955	1:04.679							99	2 LAPS	1:13.668
28	52.707	1:04.667												
83	56.247	1:04.465												

Weather / Track : Sunny / Dry

Brands Hatch Indy  
 Circuit Length = 1.1986 miles  
 Start: 14:05 End: 14:37

# HRDC Grand Touring Greats

## RACE 4 - LAP CHART

Lap 16			Lap 17			Lap 18			Lap 19			Lap 20		
No	Behind	Laptime	No	Behind	Laptime	No	Behind	Laptime	No	Behind	Laptime	No	Behind	Laptime
18		1:00.100	18		1:01.256	18		1:00.263	18		1:00.579	18		1:00.231
17	0.710	1:01.030	17	0.296	1:00.842	17	0.572	1:00.539	17	0.262	1:00.269	17	0.309	1:00.278
81	2 LAPS	1:10.201	75	5 LAPS	1:24.597	49	1 LAP	1:03.637	5	2 LAPS	1:08.478	5	2 LAPS	1:05.066
15	1 LAP	1:03.968	71	1 LAP	1:04.576	71	1 LAP	1:03.231	49	1 LAP	1:02.742	49	1 LAP	1:04.132
14	1 LAP	1:04.045	15	1 LAP	1:02.890	24	2 LAPS	1:12.382	59	4 LAPS	1:16.143	44	3 LAPS	1:12.200
83	1 LAP	1:04.389	14	1 LAP	1:07.176	15	1 LAP	1:03.549	71	1 LAP	1:03.619	71	1 LAP	1:02.975
28	1 LAP	1:05.103	81	2 LAPS	1:12.627	83	1 LAP	1:05.590	15	1 LAP	1:03.124	15	1 LAP	1:01.865
10	2 LAPS	1:09.082	99	3 LAPS	1:16.697	28	1 LAP	1:05.902	24	2 LAPS	1:10.245	59	4 LAPS	1:14.429
33	24.026	1:02.316	83	1 LAP	1:04.051	81	2 LAPS	1:14.269	83	1 LAP	1:04.409	24	2 LAPS	1:09.885
31	1 LAP	1:03.757	28	1 LAP	1:04.391	33	28.458	1:03.585	28	1 LAP	1:04.148	83	1 LAP	1:04.208
36	1 LAP	1:05.103	10	2 LAPS	1:08.559	99	3 LAPS	1:15.320	33	30.447	1:02.568	28	1 LAP	1:03.742
12	1 LAP	1:04.720	33	25.136	1:02.366	75	5 LAPS	1:29.668	31	1 LAP	1:04.358	33	32.063	1:01.847
59	3 LAPS	1:15.865	31	1 LAP	1:03.606	31	1 LAP	1:03.995	81	2 LAPS	1:09.864	31	1 LAP	1:04.212
44	2 LAPS	1:10.917	36	1 LAP	1:04.496	10	2 LAPS	1:10.079	99	3 LAPS	1:13.326	3	45.887	1:01.777
22	1 LAP	1:05.691	12	1 LAP	1:04.966	36	1 LAP	1:05.012	36	1 LAP	1:05.148	81	2 LAPS	1:09.808
3	39.556	1:01.330	3	41.305	1:03.005	12	1 LAP	1:05.589	3	44.341	1:01.581	36	1 LAP	1:04.433
5	1 LAP	1:06.162	22	1 LAP	1:06.763	3	43.339	1:02.297	10	2 LAPS	1:10.308	12	1 LAP	1:06.456
7	49.466	1:03.762	44	2 LAPS	1:12.748	22	1 LAP	1:06.134	12	1 LAP	1:05.657	10	2 LAPS	1:10.432
24	1 LAP	1:09.792	59	3 LAPS	1:17.854	14	1 LAP	1:44.198	22	1 LAP	1:05.817	99	3 LAPS	1:13.695
49	59.879	1:02.803	7	52.325	1:04.115	7	55.855	1:03.793	75	5 LAPS	1:26.326	22	1 LAP	1:05.793
			5	1 LAP	1:06.842	44	2 LAPS	1:11.276	7	58.010	1:02.734			

Weather / Track : Sunny / Dry

Brands Hatch Indy  
 Circuit Length = 1.1986 miles  
 Start: 14:05 End: 14:37

# HRDC Grand Touring Greats

## RACE 4 - LAP CHART

Lap 21			Lap 22			Lap 23			Lap 24			Lap 25		
No	Behind	Laptime	No	Behind	Laptime	No	Behind	Laptime	No	Behind	Laptime	No	Behind	Laptime
18		1:00.762	17		1:01.051	17		1:01.569	17		1:00.881	17		59.700
17	0.560	1:01.013	10	3 LAPS	1:08.510	12	2 LAPS	1:05.899	18	0.354	59.888	18	0.487	59.833
7	1 LAP	1:04.038	18	3.077	1:04.688	18	1.347	59.839	59	5 LAPS	1:17.978	36	2 LAPS	1:03.946
5	2 LAPS	1:06.255	7	1 LAP	1:03.838	7	1 LAP	1:02.757	75	7 LAPS	1:24.232	24	3 LAPS	1:09.480
71	1 LAP	1:04.773	22	2 LAPS	1:07.702	81	3 LAPS	1:12.058	12	2 LAPS	1:05.549	7	1 LAP	1:04.176
15	1 LAP	1:04.260	99	4 LAPS	1:14.896	10	3 LAPS	1:09.230	7	1 LAP	1:02.212	12	2 LAPS	1:06.513
75	6 LAPS	1:23.461	5	2 LAPS	1:06.095	22	2 LAPS	1:05.743	81	3 LAPS	1:08.981	59	5 LAPS	1:14.596
44	3 LAPS	1:13.662	15	1 LAP	1:02.824	15	1 LAP	1:04.178	22	2 LAPS	1:06.050	22	2 LAPS	1:07.597
49	1 LAP	1:15.121	71	1 LAP	1:04.329	99	4 LAPS	1:12.974	10	3 LAPS	1:08.496	81	3 LAPS	1:11.201
83	1 LAP	1:04.439	44	3 LAPS	1:12.052	71	1 LAP	1:04.146	15	1 LAP	1:03.971	10	3 LAPS	1:08.912
28	1 LAP	1:04.334	33	35.215	1:03.220	5	2 LAPS	1:08.073	71	1 LAP	1:04.185	15	1 LAP	1:03.644
33	33.606	1:02.305	83	1 LAP	1:04.817	33	36.373	1:02.727	5	2 LAPS	1:06.920	71	1 LAP	1:04.088
24	2 LAPS	1:10.909	28	1 LAP	1:05.218	83	1 LAP	1:04.434	99	4 LAPS	1:13.120	75	7 LAPS	1:24.654
59	4 LAPS	1:15.692	75	6 LAPS	1:24.593	28	1 LAP	1:04.120	33	36.963	1:01.471	5	2 LAPS	1:06.371
31	1 LAP	1:03.089	24	2 LAPS	1:08.684	44	3 LAPS	1:12.233	83	1 LAP	1:03.673	33	39.660	1:02.397
3	47.711	1:02.586	31	1 LAP	1:05.616	3	48.831	1:02.746	28	1 LAP	1:03.501	99	4 LAPS	1:12.882
36	1 LAP	1:04.486	3	47.654	1:01.554	31	1 LAP	1:05.190	3	49.607	1:01.657	83	1 LAP	1:03.589
81	2 LAPS	1:10.539	59	4 LAPS	1:14.307	24	2 LAPS	1:12.107	44	3 LAPS	1:10.857	28	1 LAP	1:03.125
12	1 LAP	1:05.058	36	1 LAP	1:04.153	36	1 LAP	1:04.783	31	1 LAP	1:03.932	3	51.094	1:01.187
												31	1 LAP	1:03.699

Weather / Track : Sunny / Dry

Brands Hatch Indy  
 Circuit Length = 1.1986 miles  
 Start: 14:05 End: 14:37

# HRDC Grand Touring Greats

## RACE 4 - LAP CHART

Lap 26			Lap 27			Lap 28			Lap 29			Lap 30		
No	Behind	Laptime	No	Behind	Laptime	No	Behind	Laptime	No	Behind	Laptime	No	Behind	Laptime
17		1:00.228	17		1:00.369	17		1:01.688	17		1:02.560	17		1:03.384
44	4 LAPS	1:11.371	31	2 LAPS	1:07.392	31	2 LAPS	1:07.003	59	6 LAPS	1:16.043	5	3 LAPS	1:10.635
36	2 LAPS	1:03.460	36	2 LAPS	1:04.182	99	5 LAPS	1:13.394	31	2 LAPS	1:04.211	31	2 LAPS	1:04.362
18	6.932	1:06.673	18	12.128	1:05.565	36	2 LAPS	1:03.941	36	2 LAPS	1:03.558	36	2 LAPS	1:03.961
24	3 LAPS	1:08.701	7	1 LAP	1:02.799	75	8 LAPS	1:25.296	7	1 LAP	1:04.029	59	6 LAPS	1:17.011
7	1 LAP	1:02.617	44	4 LAPS	1:12.425	7	1 LAP	1:03.055	18	18.127	1:04.131	18	16.621	1:01.878
12	2 LAPS	1:04.541	24	3 LAPS	1:10.198	18	16.556	1:06.116	99	5 LAPS	1:14.005	7	1 LAP	1:02.419
22	2 LAPS	1:05.945	12	2 LAPS	1:04.787	44	4 LAPS	1:10.427	12	2 LAPS	1:05.628	99	5 LAPS	1:12.441
15	1 LAP	1:04.039	15	1 LAP	1:04.367	12	2 LAPS	1:05.342	44	4 LAPS	1:12.467	12	2 LAPS	1:05.503
71	1 LAP	1:03.713	71	1 LAP	1:03.373	15	1 LAP	1:03.999	75	8 LAPS	1:23.600	15	1 LAP	1:03.222
59	5 LAPS	1:15.630	22	2 LAPS	1:06.182	24	3 LAPS	1:17.724	15	1 LAP	1:03.621	71	1 LAP	1:03.283
10	3 LAPS	1:10.269	10	3 LAPS	1:07.799	71	1 LAP	1:03.818	71	1 LAP	1:03.599	44	4 LAPS	1:12.830
81	3 LAPS	1:12.756	33	45.333	1:03.383	22	2 LAPS	1:06.083	22	2 LAPS	1:06.322	22	2 LAPS	1:06.846
33	42.319	1:02.887	81	3 LAPS	1:09.710	33	46.657	1:03.012	33	47.866	1:03.769	33	46.996	1:02.514
5	2 LAPS	1:08.211	5	2 LAPS	1:07.205	10	3 LAPS	1:07.510	24	3 LAPS	1:20.101	3	53.622	1:02.026
83	1 LAP	1:03.424	59	5 LAPS	1:17.395	83	1 LAP	1:03.817	83	1 LAP	1:03.271	83	1 LAP	1:04.146
28	1 LAP	1:04.201	83	1 LAP	1:03.314	81	3 LAPS	1:08.790	10	3 LAPS	1:08.687	75	8 LAPS	1:23.851
75	7 LAPS	1:22.646	28	1 LAP	1:03.423	28	1 LAP	1:04.811	3	54.980	1:02.288	28	1 LAP	1:03.991
3	52.694	1:01.828	3	53.993	1:01.668	3	55.252	1:02.947	28	1 LAP	1:04.231	10	3 LAPS	1:09.306
99	4 LAPS	1:13.008				5	2 LAPS	1:07.615	81	3 LAPS	1:11.184	24	3 LAPS	1:28.392
												81	3 LAPS	1:44.061

Weather / Track : Sunny / Dry

Brands Hatch Indy  
 Circuit Length = 1.1986 miles  
 Start: 14:05 End: 14:37

**Porsche Club Championship with Michelin**  
**QUALIFYING - RACE 5 - CLASSIFICATION**

POS	NO	CL	NAME	ENTRY	TIME	ON	LAPS	GAP	DIFF	MPH
1	77	1	Mark SUMPTER	Porsche 964 CS	54.032	11	16			79.86
2	3	1	Peter MORRIS	Porsche 968 CS	54.395	12	16	0.363	0.363	79.32
3	35	1	Ben DEMETRIOU	Porsche 968 CS	54.814	13	15	0.782	0.419	78.72
4	27	1	James HILLIARD	Porsche 968 CS	54.821	15	15	0.789	0.007	78.71
5	46	1	Miles MASARATI	Porsche 968 CS	55.000	13	14	0.968	0.179	78.45
6	72	1	Richard BENNETT	Porsche 968 CS	55.128	10	12	1.096	0.128	78.27
7	10	1	Richard ELLIS	Porsche 993 C2	55.288	7	15	1.256	0.160	78.04
8	64	1	Kevin HARRISON	Porsche 964 C2	55.342	12	16	1.310	0.054	77.97
9	28	1	Tim SPEED	Porsche 968 CS	55.624	5	5	1.592	0.282	77.57
10	1	2	Chris DYER	Porsche 944 S2	55.916	10	15	1.884	0.292	77.17
11	90	1	Paul FOLLETT	Porsche 968 CS	55.919	7	13	1.887	0.003	77.16
12	28	1	Paul WINTER	Porsche 968 CS	56.396	4	7	2.364	0.477	76.51
13	87	1	Mark KOEBERLE	Porsche 968 CS	56.450	9	14	2.418	0.054	76.44
14	38	2	Malcolm SCOTT	Porsche 944 S2	56.634	12	13	2.602	0.184	76.19
15	5	1	Mike SALMON	Porsche 968 CS	56.773	6	11	2.741	0.139	76.00
16	81	1	Karim MOUDI	Porsche 993	57.077	15	15	3.045	0.304	75.60
17	45	2	Paul SEAGRAVE	Porsche 944 S2	1:00.362	11	14	6.330	3.285	71.48
18	29	2	Ian BALAAM	Porsche 944 S2	1:01.020	14	14	6.988	0.658	70.71
19	91	1	Paul WARD	Porsche 968 CS	1:01.918	3	6	7.886	0.898	69.68
20	91	1	Chris WHITTLE	Porsche 968 CS	1:02.815	4	4	8.783	0.897	68.69

Car 87 please fit working transponder for race

Brands Hatch Indy  
 Circuit Length = 1.1986 miles  
 Start: 10:32 End: 10:48

Weather / Track : Sunny / Dry  
 These results are provisional until the conclusion of any judicial and technical matters.

Clerk of Course :		Timekeeper :
-------------------	--	--------------

# Porsche Club Championship with Michelin

## QUALIFYING - RACE 5 - LAP ANALYSIS

<b>1</b>	<b>Chris DYER</b>		2 Porsche 944 S2				
1 -	1:05.578	+ 9.662	10:33:54.358	9 -	56.387	+ 0.471	10:41:35.026
2 -	57.847	+ 1.931	10:34:52.205	10 -	<b>55.916</b>		<b>10:42:30.942</b>
3 -	57.450	+ 1.534	10:35:49.655	11 -	56.040	+ 0.124	10:43:26.982
4 -	59.893	+ 3.977	10:36:49.548	12 -	57.002	+ 1.086	10:44:23.984
5 -	58.630	+ 2.714	10:37:48.178	13 -	56.765	+ 0.849	10:45:20.749
6 -	57.012	+ 1.096	10:38:45.190	14 -	58.102	+ 2.186	10:46:18.851
7 -	56.892	+ 0.976	10:39:42.082	15 -	56.406	+ 0.490	10:47:15.257
8 -	56.557	+ 0.641	10:40:38.639				
<b>3</b>	<b>Peter MORRIS</b>		1 Porsche 968 CS				
1 -	1:04.224	+ 9.829	10:33:25.248	9 -	55.086	+ 0.691	10:40:52.912
2 -	57.207	+ 2.812	10:34:22.455	10 -	54.587	+ 0.192	10:41:47.499
3 -	55.868	+ 1.473	10:35:18.323	11 -	55.703	+ 1.308	10:42:43.202
4 -	55.904	+ 1.509	10:36:14.227	12 -	<b>54.395</b>		<b>10:43:37.597</b>
5 -	57.383	+ 2.988	10:37:11.610	13 -	56.113	+ 1.718	10:44:33.710
6 -	56.076	+ 1.681	10:38:07.686	14 -	55.503	+ 1.108	10:45:29.213
7 -	55.382	+ 0.987	10:39:03.068	15 -	54.593	+ 0.198	10:46:23.806
8 -	54.758	+ 0.363	10:39:57.826	16 -	55.303	+ 0.908	10:47:19.109
<b>5</b>	<b>Mike SALMON</b>		1 Porsche 968 CS				
1 -	1:10.074	+ 13.301	10:33:37.521	7 -	59.532	+ 2.759	10:39:25.539
2 -	58.884	+ 2.111	10:34:36.405	8 -	56.936	+ 0.163	10:40:22.475
3 -	58.547	+ 1.774	10:35:34.952	9 -	3:15.810 P	+ 2:19.037	10:43:38.285
4 -	57.457	+ 0.684	10:36:32.409	10 -	1:11.408	+ 14.635	10:44:49.693
5 -	56.825	+ 0.052	10:37:29.234	11 -	59.061	+ 2.288	10:45:48.754
6 -	<b>56.773</b>		<b>10:38:26.007</b>				
<b>10</b>	<b>Richard ELLIS</b>		1 Porsche 993 C2				
1 -	1:08.137	+ 12.849	10:33:55.241	9 -	55.849	+ 0.561	10:41:49.968
2 -	58.042	+ 2.754	10:34:53.283	10 -	55.777	+ 0.489	10:42:45.745
3 -	57.111	+ 1.823	10:35:50.394	11 -	56.358	+ 1.070	10:43:42.103
4 -	1:05.266	+ 9.978	10:36:55.660	12 -	55.755	+ 0.467	10:44:37.858
5 -	1:09.677	+ 14.389	10:38:05.337	13 -	57.120	+ 1.832	10:45:34.978
6 -	58.104	+ 2.816	10:39:03.441	14 -	56.710	+ 1.422	10:46:31.688
7 -	<b>55.288</b>		<b>10:39:58.729</b>	15 -	55.712	+ 0.424	10:47:27.400
8 -	55.390	+ 0.102	10:40:54.119				
<b>27</b>	<b>James HILLIARD</b>		1 Porsche 968 CS				
1 -	1:12.218	+ 17.397	10:33:50.386	9 -	56.538	+ 1.717	10:41:49.180
2 -	1:05.409	+ 10.588	10:34:55.795	10 -	55.632	+ 0.811	10:42:44.812
3 -	59.755	+ 4.934	10:35:55.550	11 -	55.378	+ 0.557	10:43:40.190
4 -	1:03.682	+ 8.861	10:36:59.232	12 -	54.939	+ 0.118	10:44:35.129
5 -	1:05.367	+ 10.546	10:38:04.599	13 -	56.455	+ 1.634	10:45:31.584
6 -	56.412	+ 1.591	10:39:01.011	14 -	55.001	+ 0.180	10:46:26.585
7 -	55.993	+ 1.172	10:39:57.004	15 -	<b>54.821</b>		<b>10:47:21.406</b>
8 -	55.638	+ 0.817	10:40:52.642				
<b>28</b>	<b>Tim SPEED</b>		1 Porsche 968 CS				
1 -	57.486	+ 1.862	10:43:32.987	4 -	56.442	+ 0.818	10:46:25.607
2 -	56.707	+ 1.083	10:44:29.694	5 -	<b>55.624</b>		<b>10:47:21.231</b>
3 -	59.471	+ 3.847	10:45:29.165				
<b>28</b>	<b>Paul WINTER</b>		1 Porsche 968 CS				
1 -	1:06.616	+ 10.220	10:33:36.071	5 -	57.199	+ 0.803	10:37:25.104
2 -	58.462	+ 2.066	10:34:34.533	6 -	56.558	+ 0.162	10:38:21.662
3 -	56.976	+ 0.580	10:35:31.509	7 -	56.616	+ 0.220	10:39:18.278
4 -	<b>56.396</b>		<b>10:36:27.905</b>				
<b>29</b>	<b>Ian BALAAM</b>		2 Porsche 944 S2				
1 -	1:17.743	+ 16.723	10:33:57.202	8 -	1:04.199	+ 3.179	10:41:35.011
2 -	1:06.497	+ 5.477	10:35:03.699	9 -	1:03.452	+ 2.432	10:42:38.463

Car 87 please fit working transponder for race

Weather / Track : Sunny / Dry

Brands Hatch Indy  
Circuit Length = 1.1986 miles  
Start: 10:32 End: 10:48



## Porsche Club Championship with Michelin

### QUALIFYING - RACE 5 - LAP ANALYSIS

3 -	1:04.126	+ 3.106	10:36:07.825	10 -	1:08.326	+ 7.306	10:43:46.789
4 -	1:06.860	+ 5.840	10:37:14.685	11 -	1:04.837	+ 3.817	10:44:51.626
5 -	1:05.325	+ 4.305	10:38:20.010	12 -	1:01.993	+ 0.973	10:45:53.619
6 -	1:07.101	+ 6.081	10:39:27.111	13 -	1:01.579	+ 0.559	10:46:55.198
7 -	1:03.701	+ 2.681	10:40:30.812	14 -	<b>1:01.020</b>		<b>10:47:56.218</b>
<b>35</b>	<b>Ben DEMETRIOU</b>			1	Porsche 968 CS		
1 -	1:04.542	+ 9.728	10:33:36.068	9 -	55.093	+ 0.279	10:42:00.505
2 -	56.392	+ 1.578	10:34:32.460	10 -	54.977	+ 0.163	10:42:55.482
3 -	55.524	+ 0.710	10:35:27.984	11 -	54.894	+ 0.080	10:43:50.376
4 -	55.304	+ 0.490	10:36:23.288	12 -	57.993	+ 3.179	10:44:48.369
5 -	1:48.326 P	+ 53.512	10:38:11.614	13 -	<b>54.814</b>		<b>10:45:43.183</b>
6 -	1:02.597	+ 7.783	10:39:14.211	14 -	54.886	+ 0.072	10:46:38.069
7 -	56.181	+ 1.367	10:40:10.392	15 -	1:00.624	+ 5.810	10:47:38.693
8 -	55.020	+ 0.206	10:41:05.412				
<b>38</b>	<b>Malcolm SCOTT</b>			2	Porsche 944 S2		
1 -	2:05.761	+ 1:09.127	10:34:29.761	8 -	1:01.384	+ 4.750	10:41:43.065
2 -	58.603	+ 1.969	10:35:28.364	9 -	1:54.283	+ 57.649	10:43:37.348
3 -	58.805	+ 2.171	10:36:27.169	10 -	57.486	+ 0.852	10:44:34.834
4 -	58.833	+ 2.199	10:37:26.002	11 -	59.138	+ 2.504	10:45:33.972
5 -	57.892	+ 1.258	10:38:23.894	12 -	<b>56.634</b>		<b>10:46:30.606</b>
6 -	57.442	+ 0.808	10:39:21.336	13 -	56.842	+ 0.208	10:47:27.448
7 -	1:20.345 P	+ 23.711	10:40:41.681				
<b>45</b>	<b>Paul SEAGRAVE</b>			2	Porsche 944 S2		
1 -	1:13.473	+ 13.111	10:33:44.122	8 -	1:01.573	+ 1.211	10:41:13.236
2 -	1:04.293	+ 3.931	10:34:48.415	9 -	1:01.035	+ 0.673	10:42:14.271
3 -	1:02.313	+ 1.951	10:35:50.728	10 -	1:00.586	+ 0.224	10:43:14.857
4 -	1:10.333	+ 9.971	10:37:01.061	11 -	<b>1:00.362</b>		<b>10:44:15.219</b>
5 -	1:07.739	+ 7.377	10:38:08.800	12 -	1:02.447	+ 2.085	10:45:17.666
6 -	1:00.996	+ 0.634	10:39:09.796	13 -	1:01.853	+ 1.491	10:46:19.519
7 -	1:01.867	+ 1.505	10:40:11.663	14 -	1:00.918	+ 0.556	10:47:20.437
<b>46</b>	<b>Miles MASARATI</b>			1	Porsche 968 CS		
1 -	1:09.440	+ 14.440	10:33:46.646	8 -	1:05.894	+ 10.894	10:42:18.971
2 -	57.212	+ 2.212	10:34:43.858	9 -	55.294	+ 0.294	10:43:14.265
3 -	55.416	+ 0.416	10:35:39.274	10 -	55.369	+ 0.369	10:44:09.634
4 -	57.243	+ 2.243	10:36:36.517	11 -	56.106	+ 1.106	10:45:05.740
5 -	58.276	+ 3.276	10:37:34.793	12 -	55.623	+ 0.623	10:46:01.363
6 -	55.202	+ 0.202	10:38:29.995	13 -	<b>55.000</b>		<b>10:46:56.363</b>
7 -	2:43.082 P	+ 1:48.082	10:41:13.077	14 -	56.926	+ 1.926	10:47:53.289
<b>64</b>	<b>Kevin HARRISON</b>			1	Porsche 964 C2		
1 -	1:05.683	+ 10.341	10:33:23.068	9 -	56.020	+ 0.678	10:40:53.594
2 -	57.887	+ 2.545	10:34:20.955	10 -	55.978	+ 0.636	10:41:49.572
3 -	56.197	+ 0.855	10:35:17.152	11 -	55.549	+ 0.207	10:42:45.121
4 -	56.533	+ 1.191	10:36:13.685	12 -	<b>55.342</b>		<b>10:43:40.463</b>
5 -	56.268	+ 0.926	10:37:09.953	13 -	55.567	+ 0.225	10:44:36.030
6 -	56.166	+ 0.824	10:38:06.119	14 -	56.962	+ 1.620	10:45:32.992
7 -	55.963	+ 0.621	10:39:02.082	15 -	56.130	+ 0.788	10:46:29.122
8 -	55.492	+ 0.150	10:39:57.574	16 -	55.710	+ 0.368	10:47:24.832
<b>72</b>	<b>Richard BENNETT</b>			1	Porsche 968 CS		
1 -	1:07.742	+ 12.614	10:33:33.230	7 -	55.954	+ 0.826	10:39:14.169
2 -	59.908	+ 4.780	10:34:33.138	8 -	56.722	+ 1.594	10:40:10.891
3 -	56.174	+ 1.046	10:35:29.312	9 -	55.584	+ 0.456	10:41:06.475
4 -	56.730	+ 1.602	10:36:26.042	10 -	<b>55.128</b>		<b>10:42:01.603</b>
5 -	56.387	+ 1.259	10:37:22.429	11 -	59.871	+ 4.743	10:43:01.474
6 -	55.786	+ 0.658	10:38:18.215	12 -	58.478	+ 3.350	10:43:59.952
<b>77</b>	<b>Mark SUMPTER</b>			1	Porsche 964 CS		
1 -	1:04.425	+ 10.393	10:33:24.435	9 -	54.397	+ 0.365	10:40:58.909

Car 87 please fit working transponder for race

Weather / Track : Sunny / Dry

Brands Hatch Indy  
Circuit Length = 1.1986 miles  
Start: 10:32 End: 10:48

## Porsche Club Championship with Michelin QUALIFYING - RACE 5 - LAP ANALYSIS


2 -	57.685	+ 3.653	10:34:22.120	10 -	54.222	+ 0.190	10:41:53.131
3 -	55.575	+ 1.543	10:35:17.695	11 -	<b>54.032</b>		<b>10:42:47.163</b>
4 -	55.325	+ 1.293	10:36:13.020	12 -	54.789	+ 0.757	10:43:41.952
5 -	1:06.020	+ 11.988	10:37:19.040	13 -	54.315	+ 0.283	10:44:36.267
6 -	55.269	+ 1.237	10:38:14.309	14 -	1:10.592	+ 16.560	10:45:46.859
7 -	55.441	+ 1.409	10:39:09.750	15 -	57.935	+ 3.903	10:46:44.794
8 -	54.762	+ 0.730	10:40:04.512	16 -	57.656	+ 3.624	10:47:42.450
<b>81</b>	<b>Karim MOUDI</b>			1	Porsche 993		
1 -	1:05.316	+ 8.239	10:33:27.513	9 -	58.366	+ 1.289	10:41:22.827
2 -	59.301	+ 2.224	10:34:26.814	10 -	58.550	+ 1.473	10:42:21.377
3 -	59.591	+ 2.514	10:35:26.405	11 -	58.287	+ 1.210	10:43:19.664
4 -	59.266	+ 2.189	10:36:25.671	12 -	58.609	+ 1.532	10:44:18.273
5 -	59.826	+ 2.749	10:37:25.497	13 -	1:00.050	+ 2.973	10:45:18.323
6 -	59.800	+ 2.723	10:38:25.297	14 -	1:01.121	+ 4.044	10:46:19.444
7 -	59.728	+ 2.651	10:39:25.025	15 -	<b>57.077</b>		<b>10:47:16.521</b>
8 -	59.436	+ 2.359	10:40:24.461				
<b>87</b>	<b>Mark KOEBERLE</b>			1	Porsche 968 CS		
1 -	59.312	+ 2.862	10:34:41.044	8 -	57.386	+ 0.936	10:41:26.930
2 -	57.652	+ 1.202	10:35:38.696	9 -	<b>56.450</b>		<b>10:42:23.380</b>
3 -	57.696	+ 1.246	10:36:36.392	10 -	56.615	+ 0.165	10:43:19.995
4 -	1:00.134	+ 3.684	10:37:36.526	11 -	58.591	+ 2.141	10:44:18.586
5 -	57.727	+ 1.277	10:38:34.253	12 -	58.508	+ 2.058	10:45:17.094
6 -	57.349	+ 0.899	10:39:31.602	13 -	57.269	+ 0.819	10:46:14.363
7 -	57.942	+ 1.492	10:40:29.544	14 -	57.339	+ 0.889	10:47:11.702
<b>90</b>	<b>Paul FOLLETT</b>			1	Porsche 968 CS		
1 -	1:05.236	+ 9.317	10:33:37.815	8 -	59.906	+ 3.987	10:42:46.697
2 -	1:01.002	+ 5.083	10:34:38.817	9 -	59.152	+ 3.233	10:43:45.849
3 -	56.989	+ 1.070	10:35:35.806	10 -	56.583	+ 0.664	10:44:42.432
4 -	2:26.139	+ 1:30.220	10:38:01.945	11 -	58.063	+ 2.144	10:45:40.495
5 -	1:46.268 P	+ 50.349	10:39:48.213	12 -	56.293	+ 0.374	10:46:36.788
6 -	1:02.659	+ 6.740	10:40:50.872	13 -	57.112	+ 1.193	10:47:33.900
7 -	<b>55.919</b>		<b>10:41:46.791</b>				
<b>91</b>	<b>Paul WARD</b>			1	Porsche 968 CS		
1 -	1:11.434	+ 9.516	10:33:56.874	4 -	1:06.939	+ 5.021	10:37:07.878
2 -	1:02.147	+ 0.229	10:34:59.021	5 -	1:03.612	+ 1.694	10:38:11.490
3 -	<b>1:01.918</b>		<b>10:36:00.939</b>	6 -	1:02.958	+ 1.040	10:39:14.448
<b>91</b>	<b>Chris WHITTLE</b>			1	Porsche 968 CS		
1 -	2:09.494	+ 1:06.679	10:44:26.674	3 -	1:04.116	+ 1.301	10:46:35.014
2 -	1:04.224	+ 1.409	10:45:30.898	4 -	<b>1:02.815</b>		<b>10:47:37.829</b>

Car 87 please fit working transponder for race

Weather / Track : Sunny / Dry

Brands Hatch Indy  
Circuit Length = 1.1986 miles  
Start: 10:32 End: 10:48

**Porsche Club Championship with Michelin**  
**RACE 5 - GRID**

ROW 9	1:01.020 29   Ian BALAAM	1:01.918 91   Paul WARD
ROW 8	57.077 81   Karim MOUDI	1:00.362 45   Paul SEAGRAVE
ROW 7	56.634 38   Malcolm SCOTT	56.773 5   Mike SALMON
ROW 6	56.396 28   Paul WINTER	56.450 87   Mark KOEBERLE Fit working transponder for race
ROW 5	55.916 1   Chris DYER	55.919 90   Paul FOLLETT
ROW 4	55.288 10   Richard ELLIS	55.342 64   Kevin HARRISON
ROW 3	55.000 46   Miles MASARATI	55.128 72   Richard BENNETT
ROW 2	54.814 35   Ben DEMETRIOU	54.821 27   James HILLIARD
ROW 1	54.032 77   Mark SUMPTER	54.395 3   Peter MORRIS
<b>Pole</b>		
		

Brands Hatch Indy  
 Circuit Length = 1.1986 miles

**These results are provisional until the conclusion of any judicial and technical matters.**

Clerk of Course :		Timekeeper :
-------------------	--	--------------

# Porsche Club Championship with Michelin

## RACE 5 - CLASSIFICATION

POS	NO	CL	NAME	ENTRY	LAPS	TIME	GAP	DIFF	MPH	BEST	ON
1	77	1	Mark SUMPTER	Porsche 964 CS	28	25:49.569			77.97	54.275	22
2	35	1	Ben DEMETRIOU	Porsche 968 CS	28	25:50.126	0.557	0.557	77.94	54.361	17
3	64	1	Kevin HARRISON	Porsche 964 C2	28	26:15.572	26.003	25.446	76.68	55.439	28
4	27	1	James HILLIARD	Porsche 968 CS	28	26:15.784	26.215	0.212	76.67	55.353	24
5	28	1	Paul WINTER	Porsche 968 CS	28	26:26.200	36.631	10.416	76.17	55.397	24
6	10	1	Richard ELLIS	Porsche 993 C2	28	26:26.542	36.973	0.342	76.15	55.196	19
7	1	2	Chris DYER	Porsche 944 S2	28	26:36.254	46.685	9.712	75.69	56.117	16
8	90	1	Paul FOLLETT	Porsche 968 CS	28	26:38.149	48.580	1.895	75.60	56.179	27
9	87	1	Mark KOEBERLE	Porsche 968 CS	28	26:39.277	49.708	1.128	75.54	55.874	21
10	5	1	Mike SALMON	Porsche 968 CS	28	26:39.593	50.024	0.316	75.53	55.378	26
11	38	2	Malcolm SCOTT	Porsche 944 S2	27	26:12.301	1 lap	1 lap	74.09	56.782	19
12	81	1	Karim MOUDI	Porsche 993	27	26:29.067	1 lap	16.766	73.31	57.054	16
13	45	2	Paul SEAGRAVE	Porsche 944 S2	26	26:21.943	2 laps	1 lap	70.91	59.445	24
14	91	1	Paul WARD	Porsche 968 CS	25	25:53.688	3 laps	1 lap	69.43	59.397	20
15	29	2	Ian BALAAM	Porsche 944 S2	24	25:50.927	4 laps	1 lap	66.77	1:02.827	11
NOT CLASSIFIED											
DNF	46	1	Miles MASARATI	Porsche 968 CS	25	23:29.922	3 laps		76.51	55.245	7
DNF	3	1	Peter MORRIS	Porsche 968 CS	8	7:32.299	20 laps	17 laps	76.32	55.017	7
FASTEST LAP											
	77	1	Mark SUMPTER	Porsche 964 CS	22	54.275		79.50 mph		127.94 kph	
	1	2	Chris DYER	Porsche 944 S2	16	56.117		76.89 mph		123.74 kph	

Weather / Track : Sunny / Dry  
 These results are provisional until the conclusion of any judicial and technical matters.

Brands Hatch Indy  
 Circuit Length = 1.1986 miles  
 Start: 14:47 End: 15:14

Clerk of Course :	Timekeeper :
-------------------	--------------

# Porsche Club Championship with Michelin

## RACE 5 - LAP CHART

Lap 1			Lap 2			Lap 3			Lap 4			Lap 5		
No	Behind	Laptime	No	Behind	Laptime	No	Behind	Laptime	No	Behind	Laptime	No	Behind	Laptime
77		1:01.810	77		56.559	77		56.046	77		55.537	77		55.506
3	0.802	1:02.612	3	0.242	55.999	3	0.346	56.150	3	0.415	55.606	3	0.750	55.841
35	1.385	1:03.195	35	0.548	55.722	35	0.770	56.268	35	0.727	55.494	35	1.192	55.971
27	2.115	1:03.925	27	1.933	56.377	27	1.915	56.028	27	2.041	55.663	27	3.607	57.072
64	2.819	1:04.629	64	2.203	55.943	64	2.278	56.121	64	2.561	55.820	64	4.021	56.288
46	2.916	1:04.726	46	2.960	56.603	46	2.740	55.826	46	3.239	56.036	64	4.480	57.425
90	3.416	1:05.226	10	4.586	57.310	10	4.747	56.207	10	5.484	56.274	10	6.202	56.224
10	3.835	1:05.645	1	5.558	57.764	1	6.481	56.969	1	8.120	57.176	1	10.196	57.582
1	4.353	1:06.163	90	5.586	58.729	90	6.736	57.196	90	9.584	58.385	90	10.713	56.635
28	4.697	1:06.507	28	5.879	57.741	28	7.335	57.502	87	10.421	57.676	28	11.830	56.539
87	5.097	1:06.907	87	6.572	58.034	87	8.282	57.756	28	10.797	58.999	87	12.369	57.454
5	5.955	1:07.765	5	7.249	57.853	5	8.616	57.413	5	11.218	58.139	5	12.948	57.236
81	6.176	1:07.986	81	7.809	58.192	81	10.012	58.249	81	12.284	57.809	81	14.711	57.933
38	7.022	1:08.832	38	8.998	58.535	38	10.896	57.944	38	12.900	57.541	38	15.161	57.767
45	8.108	1:09.918	45	11.521	59.972	45	15.697	1:00.222	45	20.185	1:00.025	45	25.007	1:00.328
29	11.011	1:12.821	29	17.994	1:03.542	29	25.385	1:03.437	91	33.998	1:03.094	91	41.174	1:02.682
91	12.297	1:14.107	91	19.696	1:03.958	91	26.441	1:02.791	29	34.353	1:04.505	29	43.055	1:04.208

Weather / Track : Sunny / Dry

Brands Hatch Indy  
Circuit Length = 1.1986 miles  
Start: 14:47 End: 15:14

# Porsche Club Championship with Michelin

## RACE 5 - LAP CHART

Lap 6			Lap 7			Lap 8			Lap 9			Lap 10		
No	Behind	Laptime	No	Behind	Laptime	No	Behind	Laptime	No	Behind	Laptime	No	Behind	Laptime
77		55.224	77		55.251	77		56.026	77		55.002	77		55.134
3	0.943	55.417	3	0.709	55.017	3	0.340	55.657	35	1.059	55.472	35	0.706	54.781
35	1.468	55.500	35	1.135	54.918	35	0.589	55.480	46	5.234	55.978	46	6.165	56.065
27	4.517	56.134	46	4.839	55.245	91	1 LAP	1:03.945	27	6.710	56.732	27	7.424	55.848
46	4.845	56.048	27	5.465	56.199	46	4.258	55.445	64	7.796	57.189	64	8.436	55.774
64	5.270	56.014	64	5.871	55.852	27	4.980	55.541	10	10.011	57.014	10	11.070	56.193
10	7.164	56.186	10	8.221	56.308	64	5.609	55.764	91	1 LAP	1:03.934	1	17.335	56.731
1	11.677	56.705	1	13.024	56.598	29	1 LAP	1:06.880	1	15.738	56.888	91	1 LAP	1:02.169
90	12.051	56.562	90	13.220	56.420	10	7.999	55.804	90	15.833	56.817	90	17.522	56.823
28	12.494	55.888	28	13.630	56.387	1	13.852	56.854	28	16.324	57.022	28	17.879	56.689
87	14.235	57.090	87	16.597	57.613	90	14.018	56.824	29	1 LAP	1:05.474	87	20.907	56.928
5	14.760	57.036	5	17.098	57.589	28	14.304	56.700	87	19.113	56.414	5	21.400	56.848
81	17.277	57.790	81	20.625	58.599	87	17.701	57.130	5	19.686	56.488	29	1 LAP	1:04.517
38	17.985	58.048	38	21.109	58.375	5	18.200	57.128	81	24.925	57.408	81	27.134	57.343
45	33.683	1:03.900	45	38.683	1:00.251	81	22.519	57.920	38	25.498	57.393	38	27.863	57.499
91	48.727	1:02.777				38	23.107	58.024	45	47.636	1:00.163	45	52.697	1:00.195
29	51.102	1:03.271				45	42.475	59.818						

Weather / Track : Sunny / Dry

Brands Hatch Indy  
 Circuit Length = 1.1986 miles  
 Start: 14:47 End: 15:14

# Porsche Club Championship with Michelin

## RACE 5 - LAP CHART

Lap 11			Lap 12			Lap 13			Lap 14			Lap 15		
No	Behind	Laptime	No	Behind	Laptime	No	Behind	Laptime	No	Behind	Laptime	No	Behind	Laptime
77		54.695	77		56.200	77		54.873	77		54.653	77		54.961
35	0.665	54.654	35	0.183	55.718	35	0.343	55.033	35	0.711	55.021	35	0.695	54.945
46	6.738	55.268	45	1 LAP	1:00.675	46	6.893	55.646	46	7.654	55.414	29	2 LAPS	1:04.969
27	8.624	55.895	46	6.120	55.582	45	1 LAP	1:00.718	27	10.969	56.185	46	8.190	55.497
64	9.590	55.849	27	7.972	55.548	27	9.437	56.338	64	11.341	56.422	27	11.902	55.894
10	12.143	55.768	64	8.862	55.472	64	9.572	55.583	10	13.566	55.889	64	12.118	55.738
1	18.955	56.315	10	11.557	55.614	10	12.330	55.646	45	1 LAP	1:02.168	10	14.269	55.664
28	19.665	56.481	1	19.019	56.264	28	20.209	55.986	28	21.540	55.984	45	1 LAP	59.542
90	20.133	57.306	28	19.096	55.631	1	21.117	56.971	1	22.646	56.182	28	22.224	55.645
87	23.474	57.262	90	20.698	56.765	90	22.372	56.547	90	24.133	56.414	1	23.867	56.182
5	24.139	57.434	87	24.053	56.779	87	25.795	56.615	87	27.821	56.679	90	25.787	56.615
91	1 LAP	1:03.343	5	24.697	56.758	5	26.116	56.292	5	28.196	56.733	87	29.136	56.276
81	30.104	57.665	91	1 LAP	1:01.217	38	34.013	57.500	38	36.508	57.148	5	29.995	56.760
38	30.706	57.538	38	31.386	56.880	81	37.284	58.749	81	40.895	58.264	38	39.031	57.484
29	1 LAP	1:05.208	81	33.408	59.504	91	1 LAP	1:01.742	91	1 LAP	1:00.315	81	43.020	57.086
			29	1 LAP	1:02.827	29	1 LAP	1:02.883				91	1 LAP	1:01.054

Weather / Track : Sunny / Dry

Brands Hatch Indy  
 Circuit Length = 1.1986 miles  
 Start: 14:47 End: 15:14

# Porsche Club Championship with Michelin

## RACE 5 - LAP CHART

Lap 16			Lap 17			Lap 18			Lap 19			Lap 20		
No	Behind	Laptime	No	Behind	Laptime	No	Behind	Laptime	No	Behind	Laptime	No	Behind	Laptime
77		54.812	77		54.507	77		54.912	77		54.679	77		55.229
35	0.686	54.803	35	0.540	54.361	35	0.285	54.657	35	0.753	55.147	35	0.589	55.065
46	9.090	55.712	91	2 LAPS	1:00.378	91	2 LAPS	1:00.652	46	12.465	56.056	81	1 LAP	59.971
27	12.756	55.666	46	10.219	55.636	46	11.088	55.781	91	2 LAPS	1:01.503	46	12.869	55.633
64	13.133	55.827	27	13.852	55.603	27	14.860	55.920	27	15.971	55.790	27	17.946	57.204
10	15.327	55.870	64	14.074	55.448	64	15.097	55.935	64	16.298	55.880	64	18.187	57.118
29	2 LAPS	1:07.083	10	16.212	55.392	10	16.690	55.390	10	17.207	55.196	10	18.497	56.519
28	23.274	55.862	28	24.757	55.990	28	25.623	55.778	28	26.751	55.807	91	2 LAPS	1:02.462
1	25.172	56.117	1	27.438	56.773	1	28.899	56.373	1	30.626	56.406	28	27.600	56.078
45	1 LAP	1:01.171	29	2 LAPS	1:04.966	90	31.325	56.232	90	33.024	56.378	1	31.533	56.136
90	27.580	56.605	90	30.005	56.932	87	35.070	56.968	87	36.584	56.193	90	34.381	56.586
87	30.782	56.458	87	33.014	56.739	5	35.555	56.728	5	37.050	56.174	87	37.478	56.123
5	31.314	56.131	45	1 LAP	1:00.985	45	1 LAP	1:00.963	45	1 LAP	59.535	5	37.920	56.099
38	41.544	57.325	5	33.739	56.932	29	2 LAPS	1:04.956	29	2 LAPS	1:02.876	45	1 LAP	1:00.111
81	45.262	57.054	38	44.659	57.622	38	46.886	57.139	38	48.989	56.782	38	50.856	57.096
			81	49.415	58.660	81	52.137	57.634						

Weather / Track : Sunny / Dry

Brands Hatch Indy  
 Circuit Length = 1.1986 miles  
 Start: 14:47 End: 15:14



# Porsche Club Championship with Michelin

## RACE 5 - LAP CHART

Lap 21			Lap 22			Lap 23			Lap 24			Lap 25		
No	Behind	Laptime	No	Behind	Laptime	No	Behind	Laptime	No	Behind	Laptime	No	Behind	Laptime
77		54.911	77		54.275	77		54.941	77		54.600	77		54.990
35	0.271	54.593	45	2 LAPS	1:00.252	35	0.276	54.446	35	0.435	54.759	35	0.455	55.010
29	3 LAPS	1:04.271	35	0.771	54.775	38	1 LAP	57.790	38	1 LAP	56.788	38	1 LAP	1:05.873
81	1 LAP	58.448	81	1 LAP	58.512	45	2 LAPS	1:00.164	45	2 LAPS	1:00.945	45	2 LAPS	1:00.393
46	13.365	55.407	29	3 LAPS	1:03.105	81	1 LAP	58.857	81	1 LAP	58.999	64	23.510	56.192
27	18.715	55.680	46	14.778	55.688	46	16.500	56.663	46	18.539	56.639	27	23.837	56.337
64	19.185	55.909	27	20.292	55.852	29	3 LAPS	1:03.844	64	22.308	55.481	46	24.589	1:01.040
10	19.486	55.900	64	20.468	55.558	64	21.427	55.900	27	22.490	55.353	81	1 LAP	1:02.518
91	2 LAPS	59.932	10	20.869	55.658	27	21.737	56.386	29	3 LAPS	1:03.040	28	33.802	56.293
28	28.456	55.767	28	30.315	56.134	28	31.702	56.328	28	32.499	55.397	10	34.092	55.861
1	33.302	56.680	91	2 LAPS	59.397	10	32.338	1:06.410	10	33.221	55.483	29	3 LAPS	1:02.880
90	36.092	56.622	1	35.505	56.478	91	2 LAPS	1:00.720	1	39.393	56.706	1	40.532	56.129
87	38.441	55.874	90	38.001	56.184	1	37.287	56.723	91	2 LAPS	1:00.297	90	43.884	56.671
5	38.770	55.761	87	40.187	56.021	90	39.620	56.560	90	42.203	57.183	87	45.246	57.494
38	53.208	57.263	5	40.594	56.099	87	41.360	56.114	87	42.742	55.982	5	46.677	58.376
						5	41.796	56.143	5	43.291	56.095	91	2 LAPS	1:00.868

Weather / Track : Sunny / Dry

Brands Hatch Indy  
 Circuit Length = 1.1986 miles  
 Start: 14:47 End: 15:14

**Porsche Club Championship with Michelin**  
**RACE 5 - LAP CHART**


Lap 26			Lap 27			Lap 28		
No	Behind	Laptime	No	Behind	Laptime	No	Behind	Laptime
77		54.332	77		54.932	77		54.972
35	0.762	54.639	35	0.435	54.605	35	0.557	55.094
38	1 LAP	57.618	38	1 LAP	57.623	29	4 LAPS	1:03.809
45	2 LAPS	59.445	64	25.536	55.699	91	3 LAPS	1:00.179
64	24.769	55.591	27	25.685	55.739	38	1 LAP	56.874
27	24.878	55.373	45	2 LAPS	1:00.415	64	26.003	55.439
81	1 LAP	59.771	28	35.999	55.967	27	26.215	55.502
28	34.964	55.494	10	36.269	55.655	45	2 LAPS	59.669
10	35.546	55.786	81	1 LAP	1:00.202	28	36.631	55.604
1	43.245	57.045	1	45.218	56.905	10	36.973	55.676
90	46.009	56.457	90	47.256	56.179	81	1 LAP	57.944
87	46.993	56.079	87	48.522	56.461	1	46.685	56.439
29	3 LAPS	1:05.555	5	49.001	56.210	90	48.580	56.296
5	47.723	55.378				87	49.708	56.158
91	2 LAPS	1:00.172				5	50.024	55.995

Weather / Track : Sunny / Dry

Brands Hatch Indy  
 Circuit Length = 1.1986 miles  
 Start: 14:47 End: 15:14

# Porsche Club Championship with Michelin

## RACE 10 - GRID

ROW 9	1:01.579 29   Ian BALAAM	1:04.116 91   Chris WHITTLE
ROW 8	58.287 81   Karim MOUDI	1:00.586 45   Paul SEAGRAVE
ROW 7	56.825 5   Mike SALMON	56.842 38   Malcolm SCOTT
ROW 6	56.442 28   Tim SPEED	56.615 87   Mark KOEBERLE
ROW 5	56.040 1   Chris DYER	56.293 90   Paul FOLLETT
ROW 4	55.492 64   Kevin HARRISON	55.584 72   Richard BENNETT
ROW 3	55.202 46   Miles MASARATI	55.390 10   Richard ELLIS
ROW 2	54.886 35   Ben DEMETRIOU	54.939 27   James HILLIARD
ROW 1	54.222 77   Mark SUMPTER	54.587 3   Peter MORRIS
<b>Pole</b>		
		

Brands Hatch Indy  
Circuit Length = 1.1986 miles

**These results are provisional until the conclusion of any judicial and technical matters.**

Clerk of Course :		Timekeeper :
-------------------	--	--------------

# Porsche Club Championship with Michelin

## RACE 10 - CLASSIFICATION

POS	NO	CL	NAME	ENTRY	LAPS	TIME	GAP	DIFF	MPH	BEST	ON
1	77	1	Mark SUMPTER	Porsche 964 CS	18	16:40.803			77.60	54.643	16
2	35	1	Ben DEMETRIOU	Porsche 968 CS	18	16:41.911	1.108	1.108	77.52	54.207	16
3	27	1	James HILLIARD	Porsche 968 CS	18	16:56.511	15.708	14.600	76.40	55.366	18
4	64	1	Kevin HARRISON	Porsche 964 C2	18	16:57.070	16.267	0.559	76.36	55.572	14
5	1	2	Chris DYER	Porsche 944 S2	18	17:17.517	36.714	20.447	74.86	56.434	12
6	90	1	Paul FOLLETT	Porsche 968 CS	18	17:20.041	39.238	2.524	74.68	56.454	15
7	5	1	Mike SALMON	Porsche 968 CS	18	17:24.104	43.301	4.063	74.39	56.000	18
8	28	1	Tim SPEED	Porsche 968 CS	17	16:42.578	1 lap	1 lap	73.16	56.005	13
9	38	2	Malcolm SCOTT	Porsche 944 S2	17	16:45.401	1 lap	2.823	72.96	56.865	15
10	10	1	Richard ELLIS	Porsche 993 C2	17	16:47.052	1 lap	1.651	72.84	55.451	11
11	81	1	Karim MOUDI	Porsche 993	17	16:52.985	1 lap	5.933	72.41	57.148	7
12	87	1	Mark KOEBERLE	Porsche 968 CS	17	17:04.449	1 lap	11.464	71.60	57.556	9
13	45	2	Paul SEAGRAVE	Porsche 944 S2	17	17:34.321	1 lap	29.872	69.57	59.575	16
14	91	1	Chris WHITTLE	Porsche 968 CS	16	16:44.278	2 laps	1 lap	68.74	1:01.123	10
15	29	2	Ian BALAAM	Porsche 944 S2	15	17:02.263	3 laps	1 lap	63.31	1:05.223	11

### FASTEST LAP

35	1	Ben DEMETRIOU	Porsche 968 CS	16	54.207	79.60 mph	128.10 kph
1	2	Chris DYER	Porsche 944 S2	12	56.434	76.46 mph	123.05 kph

Weather / Track : Sunny / Dry

These results are provisional until the conclusion of any judicial and technical matters.

Brands Hatch Indy

Circuit Length = 1.1986 miles

Start: 18:11 End: 18:28

Clerk of Course :	Timekeeper :
-------------------	--------------

**Porsche Club Championship with Michelin**  
**RACE 10 - LAP CHART**

Lap 1			Lap 2			Lap 3			Lap 4			Lap 5		
No	Behind	Laptime	No	Behind	Laptime	No	Behind	Laptime	No	Behind	Laptime	No	Behind	Laptime
77		1:01.867	77		56.253	77		55.623	77		55.782	77		55.208
27	1.174	1:03.041	27	1.555	56.634	27	2.932	57.000	35	2.970	55.684	35	2.972	55.210
35	1.568	1:03.435	35	1.728	56.413	35	3.068	56.963	27	4.159	57.009	27	5.025	56.074
64	1.965	1:03.832	64	2.284	56.572	64	3.531	56.870	64	4.480	56.731	64	5.296	56.024
28	3.701	1:05.568	1	6.339	58.270	1	8.457	57.741	1	9.992	57.317	1	11.324	56.540
10	3.898	1:05.765	87	7.699	58.971	87	10.230	58.154	90	12.126	57.472	90	14.033	57.115
1	4.322	1:06.189	90	8.290	59.209	90	10.436	57.769	38	15.757	1:00.642	38	18.493	57.944
87	4.981	1:06.848	38	8.815	59.218	38	10.897	57.705	81	17.230	59.548	5	18.947	56.843
90	5.334	1:07.201	81	10.639	1:00.607	81	13.464	58.448	5	17.312	58.840	81	20.363	58.341
38	5.850	1:07.717	5	11.310	1:00.256	5	14.254	58.567	45	30.510	1:03.103	28	34.440	57.860
81	6.285	1:08.152	45	16.520	1:03.453	45	23.189	1:02.292	28	31.788	59.976	45	37.037	1:01.735
5	7.307	1:09.174	91	18.392	1:04.437	91	25.036	1:02.267	91	32.376	1:03.122	91	38.356	1:01.188
45	9.320	1:11.187	29	24.578	1:06.858	28	27.594	58.215	87	37.305	1:22.857	87	40.486	58.389
91	10.208	1:12.075	28	25.002	1:17.554	29	35.029	1:06.074	10	43.768	57.804	10	45.228	56.668
29	13.973	1:15.840	10	39.722	1:32.077	10	41.746	57.647	29	46.351	1:07.104			

Weather / Track : Sunny / Dry

Brands Hatch Indy  
 Circuit Length = 1.1986 miles  
 Start: 18:11 End: 18:28

# Porsche Club Championship with Michelin

## RACE 10 - LAP CHART

Lap 6			Lap 7			Lap 8			Lap 9			Lap 10		
No	Behind	Laptime	No	Behind	Laptime	No	Behind	Laptime	No	Behind	Laptime	No	Behind	Laptime
77		55.111	77		55.079	77		54.923	77		55.421	77		55.248
29	1 LAP	1:06.042	35	3.553	55.359	35	3.874	55.244	45	1 LAP	1:01.548	35	3.938	55.509
35	3.273	55.412	27	6.985	56.042	27	8.018	55.956	35	3.677	55.224	45	1 LAP	1:00.684
27	6.022	56.108	64	7.235	56.112	64	8.271	55.959	91	1 LAP	1:02.393	27	9.491	56.235
64	6.202	56.017	1	14.944	56.705	1	17.721	57.700	27	8.504	55.907	64	9.657	56.132
1	13.318	57.105	29	1 LAP	1:08.510	90	20.409	57.149	64	8.773	55.923	91	1 LAP	1:01.576
90	16.261	57.339	90	18.183	57.001	5	26.940	57.105	1	19.535	57.235	1	21.183	56.896
38	21.904	58.522	38	24.541	57.716	29	1 LAP	1:07.934	90	22.197	57.209	90	23.917	56.968
5	22.330	58.494	5	24.758	57.507	38	38.121	1:08.503	5	28.649	57.130	5	30.203	56.802
81	23.221	57.969	81	25.290	57.148	81	40.161	1:09.794	29	1 LAP	1:07.196	38	43.206	57.965
28	37.390	58.061	28	40.143	57.832	28	42.747	57.527	38	40.489	57.789	28	45.475	56.416
45	43.684	1:01.758	87	47.877	58.958	10	50.778	56.862	81	42.916	58.176	81	45.482	57.814
87	43.998	58.623	10	48.839	57.441	87	51.736	58.782	28	44.307	56.981	10	51.788	55.885
10	46.477	56.360	45	51.106	1:02.501				10	51.151	55.794	29	1 LAP	1:07.634
91	46.492	1:03.247	91	53.158	1:01.745				87	53.871	57.556			

Weather / Track : Sunny / Dry

Brands Hatch Indy  
 Circuit Length = 1.1986 miles  
 Start: 18:11 End: 18:28

# Porsche Club Championship with Michelin

## RACE 10 - LAP CHART

Lap 11			Lap 12			Lap 13			Lap 14			Lap 15		
No	Behind	Laptime	No	Behind	Laptime	No	Behind	Laptime	No	Behind	Laptime	No	Behind	Laptime
77		55.287	77		55.329	77		55.419	77		54.744	77		54.929
87	1 LAP	58.322	35	2.891	54.916	35	2.107	54.635	35	1.684	54.321	35	1.348	54.593
35	3.304	54.653	87	1 LAP	58.998	87	1 LAP	57.567	87	1 LAP	58.236	10	1 LAP	58.482
27	10.162	55.958	29	2 LAPS	1:08.066	64	11.584	55.865	64	12.412	55.572	81	1 LAP	59.726
64	10.300	55.930	64	11.138	56.167	27	12.104	56.169	27	12.958	55.598	64	13.498	56.015
45	1 LAP	1:01.964	27	11.354	56.521	29	2 LAPS	1:05.223	1	28.460	57.348	27	13.771	55.742
91	1 LAP	1:01.123	45	1 LAP	1:01.474	1	25.856	57.503	90	31.310	57.272	87	1 LAP	58.181
1	22.667	56.771	91	1 LAP	1:01.362	45	1 LAP	1:01.221	29	2 LAPS	1:06.657	1	30.644	57.113
90	25.590	56.960	1	23.772	56.434	90	28.782	57.030	45	1 LAP	1:00.542	90	32.835	56.454
5	31.631	56.715	90	27.171	56.910	91	1 LAP	1:02.000	5	36.110	57.250	45	1 LAP	1:00.358
38	45.393	57.474	5	32.752	56.450	5	33.604	56.271	91	1 LAP	1:02.534	5	37.968	56.787
28	47.087	56.899	38	47.310	57.246	28	49.106	56.005	28	51.067	56.705	91	1 LAP	1:01.575
81	48.446	58.251	28	48.520	56.762	38	49.107	57.216	38	51.953	57.590	29	2 LAPS	1:10.712
10	51.952	55.451	81	50.546	57.429	10	53.325	56.600				28	52.950	56.812
			10	52.144	55.521	81	53.392	58.265				38	53.889	56.865

Weather / Track : Sunny / Dry

Brands Hatch Indy  
 Circuit Length = 1.1986 miles  
 Start: 18:11 End: 18:28

**Porsche Club Championship with Michelin**  
**RACE 10 - LAP CHART**

Lap 16			Lap 17			Lap 18		
No	Behind	Laptime	No	Behind	Laptime	No	Behind	Laptime
77		54.643	77		54.830	77		55.107
35	0.912	54.207	28	1 LAP	56.619	35	1.108	55.096
10	1 LAP	56.292	35	1.119	55.037	28	1 LAP	56.786
81	1 LAP	57.780	38	1 LAP	58.288	91	2 LAPS	1:02.270
64	14.562	55.707	10	1 LAP	56.579	38	1 LAP	57.001
27	14.787	55.659	29	3 LAPS	1:09.401	10	1 LAP	55.824
87	1 LAP	57.889	81	1 LAP	57.270	81	1 LAP	58.267
1	32.947	56.946	27	15.449	55.492	27	15.708	55.366
90	35.424	57.232	64	15.776	56.044	64	16.267	55.598
5	40.555	57.230	87	1 LAP	57.882	29	3 LAPS	1:09.012
45	1 LAP	1:00.204	1	35.010	56.893	87	1 LAP	58.236
91	1 LAP	1:01.364	90	37.609	57.015	1	36.714	56.811
			5	42.408	56.683	90	39.238	56.736
			45	1 LAP	59.575	5	43.301	56.000
						45	1 LAP	1:00.722

Weather / Track : Sunny / Dry

Brands Hatch Indy  
 Circuit Length = 1.1986 miles  
 Start: 18:11 End: 18:28



# 'Equipe' GTS

## QUALIFYING - RACE 6 - CLASSIFICATION - AMENDED

POS	NO	CL	NAME	ENTRY	TIME	ON	LAPS	GAP	DIFF	MPH
1	4	4	James COTTINGHAM	MG B	57.917	10	15			74.50
2	116	4	Brian LAMBERT	MG B	58.706	12	14	0.789	0.789	73.50
3	84	4	Mike HARRIS	MG B	59.276	9	15	1.359	0.570	72.79
4	73	4	Graham SHRIGLEY-JONES	MG B	59.614	13	14	1.697	0.338	72.38
5	6	5	John ANDON	Triumph TR4	59.834	10	12	1.917	0.220	72.11
6	35	4	Alasdair BRUCE	MG B	1:00.113	10	13	2.196	0.279	71.78
7	9	4	Peter EDNEY	MG B	1:00.373	10	14	2.456	0.260	71.47
8	48	4	William de la RIVIERE	MG B	1:00.417	11	14	2.500	0.044	71.42
9	51	4	John PEARSON	MG B	1:00.541	13	14	2.624	0.124	71.27
10	74	4	John YEA	MG B	1:00.593	7	14	2.676	0.052	71.21
11	157	4	Mark ELLIS	MG A	1:00.776	7	12	2.859	0.183	70.99
12	39	4	Barry SIDERY-SMITH	MG B	1:01.012	11	14	3.095	0.236	70.72
13	60	4	Nick CREWDSON	MG B	1:01.057	12	14	3.140	0.045	70.67
14	63	4	Graham BATES	MG B	1:01.276	10	14	3.359	0.219	70.41
15	43	4	Simon WOOD	MG B	1:01.456	5	13	3.539	0.180	70.21
16	30	4	Alan COLLINS	MG A	1:01.695	11	14	3.778	0.239	69.94
17	22	5	Dominic SPICER	Triumph TR4	1:02.418	10	14	4.501	0.723	69.13
18	38	4	Peter BARNARD	Elva Courier	1:02.541	2	3	4.624	0.123	68.99
19	56	5	Nils-Fredrik NYBLAEUS	Austin-Healey 100 M	1:03.268	11	14	5.351	0.727	68.20
20	11	2	Tony WILSON-SPRATT	WSM Sprite	1:03.719	2	6	5.802	0.451	67.71
21	36	4	Nick WILKINS	MG A	1:04.330	5	11	6.413	0.611	67.07
22	78	4	David RUSSEL-WILKS	MG B	1:04.768	4	5	6.851	0.438	66.62
23	54	4	Stephen BOLDEPERSON	MG B	1:05.420	10	13	7.503	0.652	65.95
24	57	4	Peter BOLDEPERSON	MG B	1:07.594	11	13	9.677	2.174	63.83

Car 43 transponder not working please rectify for race  
Car 30 change of driver name and car 38 added to result

Weather / Track : Sunny / Dry

These results are provisional until the conclusion of any judicial and technical matters.

Brands Hatch Indy

Circuit Length = 1.1986 miles

Start: 10:56 End: 11:14

Clerk of Course :		Timekeeper :
-------------------	--	--------------

## 'Equipe' GTS

## QUALIFYING - RACE 6 - LAP ANALYSIS

<b>4</b>	<b>James COTTINGHAM</b>			4 MG B			
1 -	1:09.326	+ 11.409	10:58:39.529	9 -	57.946	+ 0.029	11:06:35.189
2 -	1:03.611	+ 5.694	10:59:43.140	10 -	<b>57.917</b>		<b>11:07:33.106</b>
3 -	1:00.283	+ 2.366	11:00:43.423	11 -	58.549	+ 0.632	11:08:31.655
4 -	59.290	+ 1.373	11:01:42.713	12 -	58.008	+ 0.091	11:09:29.663
5 -	58.291	+ 0.374	11:02:41.004	13 -	58.456	+ 0.539	11:10:28.119
6 -	58.486	+ 0.569	11:03:39.490	14 -	58.277	+ 0.360	11:11:26.396
7 -	58.480	+ 0.563	11:04:37.970	15 -	58.288	+ 0.371	11:12:24.684
8 -	59.273	+ 1.356	11:05:37.243				
<b>6</b>	<b>John ANDON</b>			5 Triumph TR4			
1 -	1:12.550	+ 12.716	10:58:17.371	7 -	1:02.987	+ 3.153	11:04:24.741
2 -	1:01.589	+ 1.755	10:59:18.960	8 -	1:00.482	+ 0.648	11:05:25.223
3 -	1:00.724	+ 0.890	11:00:19.684	9 -	1:00.278	+ 0.444	11:06:25.501
4 -	1:00.288	+ 0.454	11:01:19.972	10 -	<b>59.834</b>		<b>11:07:25.335</b>
5 -	1:01.095	+ 1.261	11:02:21.067	11 -	1:00.404	+ 0.570	11:08:25.739
6 -	1:00.687	+ 0.853	11:03:21.754	12 -	4:04.741 P	+ 3:04.907	11:12:30.480
<b>9</b>	<b>Peter EDNEY</b>			4 MG B			
1 -	1:17.373	+ 17.000	10:58:38.961	8 -	1:00.399	+ 0.026	11:05:55.338
2 -	1:05.960	+ 5.587	10:59:44.921	9 -	1:00.700	+ 0.327	11:06:56.038
3 -	1:03.800	+ 3.427	11:00:48.721	10 -	<b>1:00.373</b>		<b>11:07:56.411</b>
4 -	1:02.324	+ 1.951	11:01:51.045	11 -	1:00.550	+ 0.177	11:08:56.961
5 -	1:01.052	+ 0.679	11:02:52.097	12 -	1:01.209	+ 0.836	11:09:58.170
6 -	1:01.701	+ 1.328	11:03:53.798	13 -	1:00.762	+ 0.389	11:10:58.932
7 -	1:01.141	+ 0.768	11:04:54.939	14 -	1:05.534	+ 5.161	11:12:04.466
<b>11</b>	<b>Tony WILSON-SPRATT</b>			2 WSM Sprite			
1 -	1:14.197	+ 10.478	10:58:49.788	4 -	1:04.626	+ 0.907	11:02:02.783
2 -	<b>1:03.719</b>		<b>10:59:53.507</b>	5 -	1:04.824	+ 1.105	11:03:07.607
3 -	1:04.650	+ 0.931	11:00:58.157	6 -	1:26.623 P	+ 22.904	11:04:34.230
<b>22</b>	<b>Dominic SPICER</b>			5 Triumph TR4			
1 -	1:19.001	+ 16.583	10:58:25.708	8 -	1:04.597	+ 2.179	11:05:59.476
2 -	1:07.440	+ 5.022	10:59:33.148	9 -	1:02.933	+ 0.515	11:07:02.409
3 -	1:05.352	+ 2.934	11:00:38.500	10 -	<b>1:02.418</b>		<b>11:08:04.827</b>
4 -	1:04.516	+ 2.098	11:01:43.016	11 -	1:03.000	+ 0.582	11:09:07.827
5 -	1:05.043	+ 2.625	11:02:48.059	12 -	1:02.625	+ 0.207	11:10:10.452
6 -	1:02.922	+ 0.504	11:03:50.981	13 -	1:03.037	+ 0.619	11:11:13.489
7 -	1:03.898	+ 1.480	11:04:54.879	14 -	1:02.960	+ 0.542	11:12:16.449
<b>30</b>	<b>Alan COLLINS</b>			4 MG A			
1 -	1:20.402	+ 18.707	10:58:28.782	8 -	1:05.052	+ 3.357	11:06:11.610
2 -	1:12.253	+ 10.558	10:59:41.035	9 -	1:03.282	+ 1.587	11:07:14.892
3 -	1:10.498	+ 8.803	11:00:51.533	10 -	1:02.538	+ 0.843	11:08:17.430
4 -	1:03.462	+ 1.767	11:01:54.995	11 -	<b>1:01.695</b>		<b>11:09:19.125</b>
5 -	1:03.563	+ 1.868	11:02:58.558	12 -	1:02.733	+ 1.038	11:10:21.858
6 -	1:04.314	+ 2.619	11:04:02.872	13 -	1:02.840	+ 1.145	11:11:24.698
7 -	1:03.686	+ 1.991	11:05:06.558	14 -	1:05.124	+ 3.429	11:12:29.822
<b>35</b>	<b>Alasdair BRUCE</b>			4 MG B			
1 -	1:09.229	+ 9.116	10:58:46.591	8 -	1:05.821	+ 5.708	11:07:34.317
2 -	1:01.765	+ 1.652	10:59:48.356	9 -	1:00.963	+ 0.850	11:08:35.280
3 -	1:02.151	+ 2.038	11:00:50.507	10 -	<b>1:00.113</b>		<b>11:09:35.393</b>
4 -	1:01.087	+ 0.974	11:01:51.594	11 -	1:00.631	+ 0.518	11:10:36.024
5 -	1:00.790	+ 0.677	11:02:52.384	12 -	1:00.765	+ 0.652	11:11:36.789
6 -	1:00.137	+ 0.024	11:03:52.521	13 -	1:00.907	+ 0.794	11:12:37.696
7 -	2:35.975 P	+ 1:35.862	11:06:28.496				
<b>36</b>	<b>Nick WILKINS</b>			4 MG A			
1 -	1:17.668	+ 13.338	10:58:43.214	7 -	1:04.549	+ 0.219	11:05:19.490
2 -	1:07.625	+ 3.295	10:59:50.839	8 -	1:04.681	+ 0.351	11:06:24.171

Car 43 transponder not working please rectify for race

Weather / Track : Sunny / Dry

Brands Hatch Indy  
Circuit Length = 1.1986 miles  
Start: 10:56 End: 11:14

# 'Equipe' GTS

## QUALIFYING - RACE 6 - LAP ANALYSIS

3 -	1:09.404	+ 5.074	11:01:00.243	9 -	1:06.612	+ 2.282	11:07:30.783
4 -	1:05.490	+ 1.160	11:02:05.733	10 -	1:09.574	+ 5.244	11:08:40.357
5 -	<b>1:04.330</b>		<b>11:03:10.063</b>	11 -	1:44.788 P	+ 40.458	11:10:25.145
6 -	1:04.878	+ 0.548	11:04:14.941				
<b>39</b>	<b>Barry SIDERY-SMITH</b>			4	MG B		
1 -	1:14.032	+ 13.020	10:59:00.031	8 -	1:02.849	+ 1.837	11:06:17.075
2 -	1:03.446	+ 2.434	11:00:03.477	9 -	1:02.506	+ 1.494	11:07:19.581
3 -	1:02.412	+ 1.400	11:01:05.889	10 -	1:01.345	+ 0.333	11:08:20.926
4 -	1:02.591	+ 1.579	11:02:08.480	11 -	<b>1:01.012</b>		<b>11:09:21.938</b>
5 -	1:01.927	+ 0.915	11:03:10.407	12 -	1:01.082	+ 0.070	11:10:23.020
6 -	1:01.844	+ 0.832	11:04:12.251	13 -	1:01.549	+ 0.537	11:11:24.569
7 -	1:01.975	+ 0.963	11:05:14.226	14 -	1:01.729	+ 0.717	11:12:26.298
<b>43</b>	<b>Simon WOOD</b>			4	MG B		
1 -	1:03.209	+ 1.753	10:59:54.039	8 -	1:05.866	+ 4.410	11:07:14.311
2 -	1:04.265	+ 2.809	11:00:58.304	9 -	58.089 D	+ -3.367	11:08:12.400
3 -	1:02.923	+ 1.467	11:02:01.227	10 -	1:04.571	+ 3.115	11:09:16.971
4 -	1:02.106	+ 0.650	11:03:03.333	11 -	1:01.872	+ 0.416	11:10:18.843
5 -	<b>1:01.456</b>		<b>11:04:04.789</b>	12 -	1:02.185	+ 0.729	11:11:21.028
6 -	1:01.990	+ 0.534	11:05:06.779	13 -	1:01.899	+ 0.443	11:12:22.927
7 -	1:01.666	+ 0.210	11:06:08.445				
<b>48</b>	<b>William de la RIVIERE</b>			4	MG B		
1 -	1:18.631	+ 18.214	10:58:50.160	8 -	1:03.227	+ 2.810	11:06:29.982
2 -	1:07.429	+ 7.012	10:59:57.589	9 -	1:02.829	+ 2.412	11:07:32.811
3 -	1:08.731	+ 8.314	11:01:06.320	10 -	1:03.782	+ 3.365	11:08:36.593
4 -	1:05.842	+ 5.425	11:02:12.162	11 -	<b>1:00.417</b>		<b>11:09:37.010</b>
5 -	1:05.564	+ 5.147	11:03:17.726	12 -	1:01.119	+ 0.702	11:10:38.129
6 -	1:05.071	+ 4.654	11:04:22.797	13 -	1:01.473	+ 1.056	11:11:39.602
7 -	1:03.958	+ 3.541	11:05:26.755	14 -	1:01.417	+ 1.000	11:12:41.019
<b>51</b>	<b>John PEARSON</b>			4	MG B		
1 -	1:17.273	+ 16.732	10:58:39.948	8 -	1:09.322	+ 8.781	11:06:26.445
2 -	1:06.511	+ 5.970	10:59:46.459	9 -	1:06.170	+ 5.629	11:07:32.615
3 -	1:06.653	+ 6.112	11:00:53.112	10 -	1:01.728	+ 1.187	11:08:34.343
4 -	1:08.977	+ 8.436	11:02:02.089	11 -	1:00.821	+ 0.280	11:09:35.164
5 -	1:01.709	+ 1.168	11:03:03.798	12 -	1:01.592	+ 1.051	11:10:36.756
6 -	1:06.097	+ 5.556	11:04:09.895	13 -	<b>1:00.541</b>		<b>11:11:37.297</b>
7 -	1:07.228	+ 6.687	11:05:17.123	14 -	1:00.842	+ 0.301	11:12:38.139
<b>54</b>	<b>Stephen BOLDERSON</b>			4	MG B		
1 -	1:22.951	+ 17.531	10:58:34.434	8 -	1:06.520	+ 1.100	11:06:44.237
2 -	1:16.060	+ 10.640	10:59:50.494	9 -	1:05.686	+ 0.266	11:07:49.923
3 -	1:14.142	+ 8.722	11:01:04.636	10 -	<b>1:05.420</b>		<b>11:08:55.343</b>
4 -	1:09.700	+ 4.280	11:02:14.336	11 -	1:06.850	+ 1.430	11:10:02.193
5 -	1:07.649	+ 2.229	11:03:21.985	12 -	1:07.133	+ 1.713	11:11:09.326
6 -	1:09.160	+ 3.740	11:04:31.145	13 -	1:09.609	+ 4.189	11:12:18.935
7 -	1:06.572	+ 1.152	11:05:37.717				
<b>56</b>	<b>Nils-Fredrik NYBLAEUS</b>			5	Austin-Healey 100 M		
1 -	1:16.660	+ 13.392	10:58:37.335	8 -	1:04.586	+ 1.318	11:06:17.247
2 -	1:07.331	+ 4.063	10:59:44.666	9 -	1:04.516	+ 1.248	11:07:21.763
3 -	1:07.747	+ 4.479	11:00:52.413	10 -	1:03.903	+ 0.635	11:08:25.666
4 -	1:06.388	+ 3.120	11:01:58.801	11 -	<b>1:03.268</b>		<b>11:09:28.934</b>
5 -	1:04.415	+ 1.147	11:03:03.216	12 -	1:03.793	+ 0.525	11:10:32.727
6 -	1:05.623	+ 2.355	11:04:08.839	13 -	1:03.594	+ 0.326	11:11:36.321
7 -	1:03.822	+ 0.554	11:05:12.661	14 -	1:04.937	+ 1.669	11:12:41.258
<b>57</b>	<b>Peter BOLDERSON</b>			4	MG B		
1 -	1:21.885	+ 14.291	10:58:31.736	8 -	1:09.024	+ 1.430	11:06:48.085
2 -	1:12.982	+ 5.388	10:59:44.718	9 -	1:08.313	+ 0.719	11:07:56.398
3 -	1:10.958	+ 3.364	11:00:55.676	10 -	1:08.494	+ 0.900	11:09:04.892

Car 43 transponder not working please rectify for race

Weather / Track : Sunny / Dry

Brands Hatch Indy  
Circuit Length = 1.1986 miles  
Start: 10:56 End: 11:14

# 'Equipe' GTS

## QUALIFYING - RACE 6 - LAP ANALYSIS

4 -	1:11.920	+ 4.326	11:02:07.596	11 -	<b>1:07.594</b>		<b>11:10:12.486</b>
5 -	1:09.366	+ 1.772	11:03:16.962	12 -	1:09.402	+ 1.808	11:11:21.888
6 -	1:11.357	+ 3.763	11:04:28.319	13 -	1:10.383	+ 2.789	11:12:32.271
7 -	1:10.742	+ 3.148	11:05:39.061				
<b>60</b>	<b>Nick CREWDSON</b>			4	MG B		
1 -	1:16.605	+ 15.548	10:58:35.001	8 -	1:02.610	+ 1.553	11:05:58.600
2 -	1:05.976	+ 4.919	10:59:40.977	9 -	1:01.390	+ 0.333	11:06:59.990
3 -	1:03.483	+ 2.426	11:00:44.460	10 -	1:01.319	+ 0.262	11:08:01.309
4 -	1:03.145	+ 2.088	11:01:47.605	11 -	1:02.389	+ 1.332	11:09:03.698
5 -	1:01.857	+ 0.800	11:02:49.462	12 -	<b>1:01.057</b>		<b>11:10:04.755</b>
6 -	1:02.012	+ 0.955	11:03:51.474	13 -	1:01.895	+ 0.838	11:11:06.650
7 -	1:04.516	+ 3.459	11:04:55.990	14 -	1:01.500	+ 0.443	11:12:08.150
<b>63</b>	<b>Graham BATES</b>			4	MG B		
1 -	1:15.808	+ 14.532	10:58:35.547	8 -	1:01.692	+ 0.416	11:05:59.492
2 -	1:05.803	+ 4.527	10:59:41.350	9 -	1:01.638	+ 0.362	11:07:01.130
3 -	1:05.023	+ 3.747	11:00:46.373	10 -	<b>1:01.276</b>		<b>11:08:02.406</b>
4 -	1:02.430	+ 1.154	11:01:48.803	11 -	1:01.920	+ 0.644	11:09:04.326
5 -	1:01.699	+ 0.423	11:02:50.502	12 -	1:01.877	+ 0.601	11:10:06.203
6 -	1:03.402	+ 2.126	11:03:53.904	13 -	1:01.845	+ 0.569	11:11:08.048
7 -	1:03.896	+ 2.620	11:04:57.800	14 -	1:01.709	+ 0.433	11:12:09.757
<b>73</b>	<b>Graham SHRIGLEY-JONES</b>			4	MG B		
1 -	1:17.871	+ 18.257	10:58:33.300	8 -	1:05.545	+ 5.931	11:05:47.621
2 -	1:04.082	+ 4.468	10:59:37.382	9 -	1:00.332	+ 0.718	11:06:47.953
3 -	1:00.933	+ 1.319	11:00:38.315	10 -	1:00.458	+ 0.844	11:07:48.411
4 -	1:00.802	+ 1.188	11:01:39.117	11 -	1:01.081	+ 1.467	11:08:49.492
5 -	1:00.259	+ 0.645	11:02:39.376	12 -	1:07.702	+ 8.088	11:09:57.194
6 -	1:00.101	+ 0.487	11:03:39.477	13 -	<b>59.614</b>		<b>11:10:56.808</b>
7 -	1:02.599	+ 2.985	11:04:42.076	14 -	1:01.382	+ 1.768	11:11:58.190
<b>74</b>	<b>John YEA</b>			4	MG B		
1 -	1:11.944	+ 11.351	10:58:54.315	8 -	1:01.010	+ 0.417	11:06:10.336
2 -	1:04.211	+ 3.618	10:59:58.526	9 -	1:01.285	+ 0.692	11:07:11.621
3 -	1:04.829	+ 4.236	11:01:03.355	10 -	1:00.669	+ 0.076	11:08:12.290
4 -	1:02.124	+ 1.531	11:02:05.479	11 -	1:00.713	+ 0.120	11:09:13.003
5 -	1:01.606	+ 1.013	11:03:07.085	12 -	1:01.338	+ 0.745	11:10:14.341
6 -	1:01.648	+ 1.055	11:04:08.733	13 -	1:01.207	+ 0.614	11:11:15.548
7 -	<b>1:00.593</b>		<b>11:05:09.326</b>	14 -	1:01.157	+ 0.564	11:12:16.705
<b>78</b>	<b>David RUSSEL-WILKS</b>			4	MG B		
1 -	1:22.100	+ 17.332	10:58:35.074	4 -	<b>1:04.768</b>		<b>11:01:52.436</b>
2 -	1:07.680	+ 2.912	10:59:42.754	5 -	1:49.028 P	+ 44.260	11:03:41.464
3 -	1:04.914	+ 0.146	11:00:47.668				
<b>84</b>	<b>Mike HARRIS</b>			4	MG B		
1 -	1:12.489	+ 13.213	10:58:39.266	9 -	<b>59.276</b>		<b>11:06:42.801</b>
2 -	1:03.661	+ 4.385	10:59:42.927	10 -	1:03.013	+ 3.737	11:07:45.814
3 -	1:02.264	+ 2.988	11:00:45.191	11 -	59.300	+ 0.024	11:08:45.114
4 -	59.689	+ 0.413	11:01:44.880	12 -	1:00.077	+ 0.801	11:09:45.191
5 -	59.867	+ 0.591	11:02:44.747	13 -	59.284	+ 0.008	11:10:44.475
6 -	59.812	+ 0.536	11:03:44.559	14 -	59.918	+ 0.642	11:11:44.393
7 -	59.589	+ 0.313	11:04:44.148	15 -	1:00.827	+ 1.551	11:12:45.220
8 -	59.377	+ 0.101	11:05:43.525				
<b>116</b>	<b>Brian LAMBERT</b>			4	MG B		
1 -	1:12.287	+ 13.581	10:58:16.109	8 -	1:00.801	+ 2.095	11:05:17.029
2 -	1:01.195	+ 2.489	10:59:17.304	9 -	59.906	+ 1.200	11:06:16.935
3 -	59.931	+ 1.225	11:00:17.235	10 -	59.140	+ 0.434	11:07:16.075
4 -	59.715	+ 1.009	11:01:16.950	11 -	59.435	+ 0.729	11:08:15.510
5 -	1:00.113	+ 1.407	11:02:17.063	12 -	<b>58.706</b>		<b>11:09:14.216</b>
6 -	1:00.093	+ 1.387	11:03:17.156	13 -	59.433	+ 0.727	11:10:13.649

Car 43 transponder not working please rectify for race

Weather / Track : Sunny / Dry

Brands Hatch Indy  
Circuit Length = 1.1986 miles  
Start: 10:56 End: 11:14

**'Equipe' GTS**  
**QUALIFYING - RACE 6 - LAP ANALYSIS**

7 -	59.072	+ 0.366	11:04:16.228	14 -	59.568	+ 0.862	11:11:13.217
<b>157</b>	<b>Mark ELLIS</b>			4	<b>MG A</b>		
1 -	1:16.578	+ 15.802	10:58:45.149	7 -	<b>1:00.776</b>		<b>11:05:03.182</b>
2 -	1:06.432	+ 5.656	10:59:51.581	8 -	1:01.446	+ 0.670	11:06:04.628
3 -	1:04.112	+ 3.336	11:00:55.693	9 -	1:01.204	+ 0.428	11:07:05.832
4 -	1:02.477	+ 1.701	11:01:58.170	10 -	1:00.802	+ 0.026	11:08:06.634
5 -	1:01.491	+ 0.715	11:02:59.661	11 -	1:03.395	+ 2.619	11:09:10.029
6 -	1:02.745	+ 1.969	11:04:02.406	12 -	1:03.738	+ 2.962	11:10:13.767


Car 43 transponder not working please rectify for race

Weather / Track : Sunny / Dry

Brands Hatch Indy  
 Circuit Length = 1.1986 miles  
 Start: 10:56 End: 11:14

# 'Equipe' GTS

## RACE 6 - GRID

ROW 12	1:07.594 57 Peter BOLDEPERSON	
ROW 11	1:04.768 78 David RUSSEL-WILKS	1:05.420 54 Stephen BOLDEPERSON
ROW 10	1:03.719 11 Tony WILSON-SPRATT	1:04.330 36 Nick WILKINS
ROW 9	1:02.418 22 Dominic SPICER	1:03.268 56 Nils-Fredrik NYBLAEUS
ROW 8	1:01.456 43 Simon WOOD	1:01.695 30 Alan COLLINS
ROW 7	1:01.057 60 Nick CREWDSON	1:01.276 63 Graham BATES
ROW 6	1:00.776 157 Mark ELLIS	1:01.012 39 Barry SIDERY-SMITH
ROW 5	1:00.541 51 John PEARSON	1:00.593 74 John YEA
ROW 4	1:00.373 9 Peter EDNEY	1:00.417 48 William de la RIVIERE
ROW 3	59.834 6 John ANDON	1:00.113 35 Alasdair BRUCE
ROW 2	59.276 84 Mike HARRIS	59.614 73 Graham SHRIGLEY-JONES
ROW 1	57.917 4 James COTTINGHAM	58.706 116 Brian LAMBERT
<b>Pole</b>		
		

Brands Hatch Indy  
Circuit Length = 1.1986 miles

**These results are provisional until the conclusion of any judicial and technical matters.**

Clerk of Course :		Timekeeper :
-------------------	--	--------------

# 'Equipe' GTS

## RACE 6 - CLASSIFICATION

POS	NO	CL	NAME	ENTRY	LAPS	TIME	GAP	DIFF	MPH	BEST	ON
1	4	4	James COTTINGHAM	MG B	29	30:33.149			68.26	58.066	5
2	116	4	Brian LAMBERT	MG B	29	30:40.583	7.434	7.434	67.98	58.839	2
3	6	5	John ANDON	Triumph TR4	29	30:47.768	14.619	7.185	67.72	59.247	13
4	157	4	Mark ELLIS	MG A	29	30:48.484	15.335	0.716	67.69	59.280	29
5	84	4	Mike HARRIS	MG B	29	30:50.606	17.457	2.122	67.61	59.257	2
6	9	4	Peter EDNEY	MG B	29	30:51.096	17.947	0.490	67.60	59.432	28
7	73	4	Graham SHRIGLEY-JONES	MG B	29	30:52.374	19.225	1.278	67.55	59.590	25
8	35	4	Alasdair BRUCE	MG B	29	30:55.419	22.270	3.045	67.44	59.932	14
9	51	4	John PEARSON	MG B	29	30:55.707	22.558	0.288	67.43	59.595	24
10	74	4	John YEA	MG B	29	30:56.802	23.653	1.095	67.39	59.789	27
11	60	4	Nick CREWDSON	MG B	29	31:01.745	28.596	4.943	67.21	1:00.105	26
12	48	4	William de la RIVIERE	MG B	29	31:02.078	28.929	0.333	67.20	59.945	25
13	63	4	Graham BATES	MG B	29	31:07.371	34.222	5.293	67.01	1:00.563	13
14	39	4	Barry SIDERY-SMITH	MG B	29	31:08.357	35.208	0.986	66.97	1:00.476	25
15	22	5	Dominic SPICER	Triumph TR4	28	31:04.303	1 lap	1 lap	64.80	1:00.611	14
16	56	5	Nils-Fredrik NYBLAEUS	Austin-Healey 100 M	28	31:15.914	1 lap	11.611	64.40	1:01.975	10
17	57	4	Peter BOLDERSON	MG B	28	31:40.457	1 lap	24.543	63.57	1:02.934	5
18	36	4	Nick WILKINS	MG A	27	30:50.685	2 laps	1 lap	62.95	1:02.990	3
19	11	2	Tony WILSON-SPRATT	WSM Sprite	20	30:37.456	9 laps	7 laps	46.96	1:01.901	20
NOT CLASSIFIED											
DNC	78	4	David RUSSEL-WILKS	MG B	22	30:33.352	7 laps		51.78	1:02.140	13
DNF	54	4	Stephen BOLDERSON	MG B	17	20:12.533	12 laps	5 laps	60.49	1:05.295	3
DNF	30	4	Alan COLLINS	MG A	8	8:32.322	21 laps	9 laps	67.38	1:01.568	8
DNF	43	4	Simon WOOD	MG B	8	10:20.151	21 laps	1:47.829	55.66	1:00.522	5
FASTEST LAP											
4	4	James COTTINGHAM	MG B	5	58.066	74.31 mph	119.59 kph				
6	5	John ANDON	Triumph TR4	13	59.247	72.83 mph	117.21 kph				
11	2	Tony WILSON-SPRATT	WSM Sprite	20	1:01.901	69.70 mph	112.18 kph				

Car 43 please see the timekeepers in reference to transponders

Weather / Track : Sunny / Dry

These results are provisional until the conclusion of any judicial and technical matters.

Brands Hatch Indy

Circuit Length = 1.1986 miles

Start: 15:22 End: 15:54

Clerk of Course :		Timekeeper :	
-------------------	--	--------------	--

# 'Equipe' GTS

## RACE 6 - LAP CHART

Lap 1			Lap 2			Lap 3			Lap 4			Lap 5		
No	Behind	Laptime	No	Behind	Laptime	No	Behind	Laptime	No	Behind	Laptime	No	Behind	Laptime
4		1:04.115	4		58.220	4		58.924	4		58.407	4		58.066
116	1.263	1:05.378	116	1.882	58.839	116	2.298	59.340	116	3.156	59.265	116	4.177	59.087
84	2.222	1:06.337	84	3.259	59.257	84	4.218	59.883	84	5.554	59.743	84	7.076	59.588
35	2.974	1:07.089	35	4.727	59.973	35	6.250	1:00.447	35	8.581	1:00.738	6	10.837	59.581
73	3.792	1:07.907	73	5.814	1:00.242	73	7.355	1:00.465	6	9.322	1:00.373	35	11.047	1:00.532
6	4.338	1:08.453	6	5.959	59.841	6	7.356	1:00.321	73	9.621	1:00.673	73	12.276	1:00.721
157	5.009	1:09.124	157	6.638	59.849	157	7.905	1:00.191	157	10.001	1:00.503	157	12.432	1:00.497
9	5.099	1:09.214	9	7.418	1:00.539	9	8.972	1:00.478	9	10.749	1:00.184	9	12.863	1:00.180
74	5.680	1:09.795	74	8.898	1:01.438	74	11.250	1:01.276	74	13.753	1:00.910	74	15.962	1:00.275
51	7.024	1:11.139	51	10.146	1:01.342	51	12.572	1:01.350	60	14.870	1:00.547	60	17.361	1:00.557
60	7.903	1:12.018	60	10.675	1:00.992	60	12.730	1:00.979	51	15.847	1:01.682	51	18.443	1:00.662
48	8.524	1:12.639	48	11.544	1:01.240	48	13.744	1:01.124	48	16.438	1:01.101	48	19.239	1:00.867
63	8.777	1:12.892	63	12.292	1:01.735	63	14.450	1:01.082	63	16.968	1:00.925	63	20.045	1:01.143
39	9.353	1:13.468	39	12.958	1:01.825	39	15.416	1:01.382	39	18.443	1:01.434	39	20.984	1:00.607
56	9.873	1:13.988	43	13.629	1:01.673	43	15.736	1:01.031	43	18.700	1:01.371	43	21.156	1:00.522
43	10.176	1:14.291	56	15.256	1:03.603	56	19.128	1:02.796	56	23.710	1:02.989	56	28.405	1:02.761
30	10.614	1:14.729	30	15.747	1:03.353	30	19.933	1:03.110	30	24.206	1:02.680	30	28.761	1:02.621
22	11.085	1:15.200	11	17.173	1:04.216	11	20.333	1:02.084	11	24.503	1:02.577	11	29.292	1:02.855
11	11.177	1:15.292	22	18.209	1:05.344	22	21.368	1:02.083	22	24.629	1:01.668	22	29.329	1:02.766
36	13.004	1:17.119	36	18.751	1:03.967	36	22.817	1:02.990	36	28.409	1:03.999	36	34.232	1:03.889
57	13.691	1:17.806	57	20.391	1:04.920	57	25.453	1:03.986	57	30.120	1:03.074	78	34.986	1:02.784
78	14.266	1:18.381	78	20.400	1:04.354	78	25.723	1:04.247	78	30.268	1:02.952	57	34.988	1:02.934
54	14.557	1:18.672	54	23.363	1:07.026	54	29.734	1:05.295	54	37.015	1:05.688	54	44.252	1:05.303

Car 43 please see the timekeepers in reference to transponders

Weather / Track : Sunny / Dry

Brands Hatch Indy  
Circuit Length = 1.1986 miles  
Start: 15:22 End: 15:54



# 'Equipe' GTS

## RACE 6 - LAP CHART

Lap 6			Lap 7			Lap 8			Lap 9			Lap 10		
No	Behind	Laptime	No	Behind	Laptime	No	Behind	Laptime	No	Behind	Laptime	No	Behind	Laptime
4		58.283	4		58.534	4		58.151	4		59.034	4		1:00.018
116	4.930	59.036	116	5.509	59.113	54	1 LAP	1:06.721	116	7.396	59.481	36	1 LAP	1:07.028
84	9.042	1:00.249	84	11.100	1:00.592	116	6.949	59.591	54	1 LAP	1:07.659	116	7.202	59.824
35	13.724	1:00.960	6	15.644	1:00.198	84	13.365	1:00.416	84	14.095	59.764	84	14.650	1:00.573
6	13.980	1:01.426	35	15.892	1:00.702	6	16.834	59.341	6	17.575	59.775	6	17.031	59.474
73	14.779	1:00.786	157	16.323	59.779	157	18.099	59.927	157	18.596	59.531	54	1 LAP	1:07.437
157	15.078	1:00.929	43	1 LAP	1:52.872	35	18.836	1:01.095	35	19.776	59.974	157	18.243	59.665
9	15.287	1:00.707	73	17.652	1:01.407	73	19.485	59.984	73	20.300	59.849	35	19.972	1:00.214
74	18.107	1:00.428	9	17.844	1:01.091	9	19.882	1:00.189	9	20.663	59.815	73	20.607	1:00.325
60	19.499	1:00.421	74	20.162	1:00.589	74	22.064	1:00.053	74	22.952	59.922	9	20.994	1:00.349
51	20.264	1:00.104	60	21.544	1:00.579	60	23.846	1:00.453	60	25.811	1:00.999	74	23.185	1:00.251
48	21.351	1:00.395	51	22.246	1:00.516	51	24.335	1:00.240	51	26.038	1:00.737	60	27.027	1:01.234
63	22.715	1:00.953	48	22.882	1:00.065	48	25.182	1:00.451	48	26.430	1:00.282	51	27.237	1:01.217
39	24.136	1:01.435	63	25.504	1:01.323	63	28.274	1:00.921	63	30.047	1:00.807	48	27.618	1:01.206
56	32.769	1:02.647	39	26.557	1:00.955	39	29.421	1:01.015	39	31.958	1:01.571	43	2 LAPS	1:57.157
30	33.016	1:02.538	30	36.205	1:01.723	43	1 LAP	1:11.234	22	43.115	1:01.665	63	31.046	1:01.017
22	33.482	1:02.436	22	37.696	1:02.748	30	39.622	1:01.568	11	46.162	1:02.487	39	33.560	1:01.620
11	33.639	1:02.630	11	38.646	1:03.541	22	40.484	1:00.939	56	46.916	1:02.634	22	45.326	1:02.229
36	40.229	1:04.280	56	39.268	1:05.033	11	42.709	1:02.214	78	55.744	1:03.120	11	48.128	1:01.984
57	40.589	1:03.884	36	45.867	1:04.172	56	43.316	1:02.199	57	58.710	1:03.592	56	48.873	1:01.975
78	40.979	1:04.276	78	46.336	1:03.891	78	51.658	1:03.473				78	58.810	1:03.084
54	52.009	1:06.040	57	46.354	1:04.299	57	54.152	1:05.949						
						36	54.328	1:06.612						

Car 43 please see the timekeepers in reference to transponders

Weather / Track : Sunny / Dry

Brands Hatch Indy  
Circuit Length = 1.1986 miles  
Start: 15:22 End: 15:54

# 'Equipe' GTS

## RACE 6 - LAP CHART

Lap 11			Lap 12			Lap 13			Lap 14			Lap 15		
No	Behind	Laptime	No	Behind	Laptime	No	Behind	Laptime	No	Behind	Laptime	No	Behind	Laptime
4		1:00.741	4		1:01.611	4		58.581	4		58.937	4		59.019
57	1 LAP	1:05.440	78	1 LAP	1:05.552	116	5.619	59.407	116	6.108	59.426	56	1 LAP	1:03.029
116	5.927	59.466	116	4.793	1:00.477	78	1 LAP	1:02.286	78	1 LAP	1:02.140	116	6.400	59.311
36	1 LAP	1:08.713	57	1 LAP	1:05.218	57	1 LAP	1:03.901	84	14.970	1:00.008	78	1 LAP	1:02.421
84	14.097	1:00.188	84	12.771	1:00.285	84	13.899	59.709	6	16.189	59.774	84	15.875	59.924
6	16.044	59.754	6	14.686	1:00.253	6	15.352	59.247	157	17.873	1:00.799	6	17.081	59.911
157	16.809	59.307	157	15.212	1:00.014	157	16.011	59.380	57	1 LAP	1:07.412	157	19.155	1:00.301
35	19.855	1:00.624	36	1 LAP	1:08.490	73	21.207	1:00.808	73	22.618	1:00.348	73	23.494	59.895
73	20.029	1:00.163	73	18.980	1:00.562	35	21.889	1:00.741	35	22.884	59.932	35	24.018	1:00.153
9	20.436	1:00.183	35	19.729	1:01.485	9	22.261	1:00.800	9	23.065	59.741	9	24.361	1:00.315
74	22.703	1:00.259	9	20.042	1:01.217	74	23.351	1:00.725	74	24.291	59.877	74	25.526	1:00.254
54	1 LAP	1:08.437	74	21.207	1:00.115	36	1 LAP	1:09.659	51	31.230	1:01.091	57	1 LAP	1:07.084
51	27.590	1:01.094	51	26.828	1:00.849	51	29.076	1:00.829	60	31.820	1:01.227	51	33.009	1:00.798
60	27.864	1:01.578	60	27.216	1:00.963	60	29.530	1:00.895	48	32.116	1:01.203	60	33.540	1:00.739
48	28.986	1:02.109	48	28.400	1:01.025	48	29.850	1:00.031	63	34.805	1:00.814	48	33.668	1:00.571
63	31.185	1:00.880	63	30.946	1:01.372	63	32.928	1:00.563	39	37.896	1:00.844	63	36.610	1:00.824
39	33.809	1:00.990	39	33.638	1:01.440	39	35.989	1:00.932	36	1 LAP	1:09.099	39	39.616	1:00.739
22	45.516	1:00.931	54	1 LAP	1:09.698	54	1 LAP	1:07.235	22	49.930	1:00.611	36	1 LAP	1:06.541
11	49.558	1:02.171	22	45.807	1:01.902	22	48.256	1:01.030	54	1 LAP	1:07.383	22	52.852	1:01.941
56	50.651	1:02.519	11	50.089	1:02.142	11	53.478	1:01.970	11	58.080	1:03.539			
			56	51.340	1:02.300	56	55.410	1:02.651						

Car 43 please see the timekeepers in reference to transponders

Weather / Track : Sunny / Dry

Brands Hatch Indy  
Circuit Length = 1.1986 miles  
Start: 15:22 End: 15:54

# 'Equipe' GTS

## RACE 6 - LAP CHART

Lap 16			Lap 17			Lap 18			Lap 19			Lap 20		
No	Behind	Laptime	No	Behind	Laptime	No	Behind	Laptime	No	Behind	Laptime	No	Behind	Laptime
4		59.201	4		1:00.150	4		1:16.768	4		1:34.724	4		1:29.534
54	2 LAPS	1:10.744	116	7.465	1:01.212	22	1 LAP	1:18.696	22	1 LAP	1:34.757	22	1 LAP	1:29.351
56	1 LAP	1:03.298	56	1 LAP	1:04.500	116	1.616	1:10.919	116	1.813	1:34.921	116	1.946	1:29.667
116	6.403	59.204	54	2 LAPS	1:10.598	56	1 LAP	1:10.082	56	1 LAP	1:35.163	56	1 LAP	1:29.572
84	16.967	1:00.293	84	17.305	1:00.488	84	7.606	1:07.069	84	3.639	1:30.757	84	3.505	1:29.400
6	18.266	1:00.386	6	18.514	1:00.398	6	9.482	1:07.736	6	4.465	1:29.707	6	4.418	1:29.487
157	20.273	1:00.319	157	19.795	59.672	157	9.894	1:06.867	157	5.255	1:30.085	157	5.139	1:29.418
73	24.532	1:00.239	73	24.953	1:00.571	54	2 LAPS	1:17.717	73	7.179	1:26.180	73	6.024	1:28.379
35	25.909	1:01.092	35	25.919	1:00.160	73	15.723	1:07.538	9	9.793	1:26.015	9	6.986	1:26.727
9	26.081	1:00.921	9	26.040	1:00.109	9	18.502	1:09.230	35	11.286	1:25.806	35	8.274	1:26.522
74	28.264	1:01.939	74	28.954	1:00.840	35	20.204	1:11.053	74	11.983	1:25.742	74	8.993	1:26.544
51	34.846	1:01.038	51	36.146	1:01.450	74	20.965	1:08.779	51	12.619	1:19.855	51	9.650	1:26.565
60	36.406	1:02.067	48	37.051	1:00.629	51	27.488	1:08.110	48	13.550	1:19.297	48	10.725	1:26.709
48	36.572	1:02.105	60	38.124	1:01.868	48	28.977	1:08.694	60	14.149	1:18.921	60	11.550	1:26.935
57	1 LAP	1:07.356	63	43.782	1:04.287	60	29.952	1:08.596	63	17.501	1:13.758	63	13.651	1:25.684
63	39.645	1:02.236	57	1 LAP	1:06.952	63	38.467	1:11.453	57	1 LAP	1:13.931	57	1 LAP	1:26.087
39	42.501	1:02.086	39	44.514	1:02.163	57	1 LAP	1:12.112	39	19.004	1:14.112	39	16.202	1:26.732
36	1 LAP	1:08.475	36	1 LAP	1:12.633	39	39.616	1:11.870	54	2 LAPS	1:50.880	36	1 LAP	1:12.806
22	58.991	1:05.340				36	1 LAP	1:08.277	36	1 LAP	1:09.248			

Car 43 please see the timekeepers in reference to transponders

Weather / Track : Sunny / Dry

Brands Hatch Indy  
Circuit Length = 1.1986 miles  
Start: 15:22 End: 15:54

# 'Equipe' GTS

## RACE 6 - LAP CHART

Lap 21			Lap 22			Lap 23			Lap 24			Lap 25		
No	Behind	Laptime	No	Behind	Laptime	No	Behind	Laptime	No	Behind	Laptime	No	Behind	Laptime
4		1:34.245	4		58.489	4		58.620	4		58.084	4		58.538
22	1 LAP	1:34.339	116	1.837	59.231	116	2.300	59.083	116	3.205	58.989	116	3.563	58.896
116	1.095	1:33.394	22	1 LAP	1:01.418	22	1 LAP	1:01.730	84	8.721	59.719	6	9.971	59.402
56	1 LAP	1:33.893	84	6.399	1:00.550	84	7.086	59.307	6	9.107	59.914	84	10.050	59.867
84	4.338	1:35.078	6	6.557	1:00.398	6	7.277	59.340	157	9.783	59.835	157	10.527	59.282
6	4.648	1:34.475	157	7.356	1:00.949	157	8.032	59.296	73	10.762	59.665	73	11.814	59.590
157	4.896	1:34.002	56	1 LAP	1:03.750	73	9.181	59.959	9	11.526	59.975	9	12.887	59.899
73	5.192	1:33.413	73	7.842	1:01.139	9	9.635	59.830	35	12.854	1:00.522	35	14.549	1:00.233
9	5.322	1:32.581	9	8.425	1:01.592	35	10.416	1:00.224	22	1 LAP	1:04.283	51	16.108	1:00.543
35	5.925	1:31.896	35	8.812	1:01.376	51	12.592	1:01.293	51	14.103	59.595	74	17.221	1:00.582
74	6.397	1:31.649	74	9.229	1:01.321	56	1 LAP	1:03.826	74	15.177	1:00.215	22	1 LAP	1:02.913
51	6.529	1:31.124	51	9.919	1:01.879	74	13.046	1:02.437	48	17.939	1:02.666	48	19.346	59.945
48	7.957	1:31.477	48	10.630	1:01.162	48	13.357	1:01.347	60	18.265	1:01.973	60	20.088	1:00.361
60	9.384	1:32.079	60	11.949	1:01.054	60	14.376	1:01.047	56	1 LAP	1:03.561	63	23.368	1:02.728
63	11.403	1:31.997	63	14.256	1:01.342	63	16.584	1:00.948	63	19.178	1:00.678	56	1 LAP	1:03.809
57	1 LAP	1:33.242	39	17.175	1:01.353	39	20.148	1:01.593	39	22.960	1:00.896	39	24.898	1:00.476
39	14.311	1:32.354	57	1 LAP	1:04.419	57	1 LAP	1:04.412	57	1 LAP	1:05.345	57	1 LAP	1:05.878
36	1 LAP	1:33.604	36	1 LAP	1:06.293	36	1 LAP	1:06.529	78	6 LAPS	1:04.599	78	6 LAPS	1:03.471
78	6 LAPS	8:00.981	78	6 LAPS	1:06.925	78	6 LAPS	1:04.387	36	1 LAP	1:07.642	36	1 LAP	1:06.495
						11	8 LAPS	10:34.508	11	8 LAPS	1:03.397	11	8 LAPS	1:02.113

Car 43 please see the timekeepers in reference to transponders

Weather / Track : Sunny / Dry

Brands Hatch Indy  
Circuit Length = 1.1986 miles  
Start: 15:22 End: 15:54

# 'Equipe' GTS

## RACE 6 - LAP CHART

Lap 26			Lap 27			Lap 28			Lap 29		
No	Behind	Laptime	No	Behind	Laptime	No	Behind	Laptime	No	Behind	Laptime
4		58.372	4		58.372	4		58.896	4		58.515
116	4.194	59.003	36	2 LAPS	1:07.194	11	9 LAPS	1:02.729	78	7 LAPS	1:03.762
6	11.043	59.444	116	5.181	59.359	116	6.514	1:00.229	11	9 LAPS	1:01.901
84	12.082	1:00.404	6	12.412	59.741	36	2 LAPS	1:07.459	116	7.434	59.435
157	12.318	1:00.163	157	14.083	1:00.137	6	13.217	59.701	6	14.619	59.917
73	13.280	59.838	84	14.945	1:01.235	157	14.570	59.383	157	15.335	59.280
9	14.379	59.864	73	15.242	1:00.334	84	15.853	59.804	84	17.457	1:00.119
35	16.642	1:00.465	9	16.070	1:00.063	9	16.606	59.432	36	2 LAPS	1:07.472
51	18.023	1:00.287	35	18.752	1:00.482	73	17.484	1:01.138	9	17.947	59.856
74	18.687	59.838	51	19.542	59.891	35	20.185	1:00.329	73	19.225	1:00.256
60	21.821	1:00.105	74	20.104	59.789	51	20.705	1:00.059	35	22.270	1:00.600
22	1 LAP	1:02.897	60	24.295	1:00.846	74	21.541	1:00.333	51	22.558	1:00.368
48	22.205	1:01.231	48	24.527	1:00.694	60	25.876	1:00.477	74	23.653	1:00.627
63	26.338	1:01.342	22	1 LAP	1:02.290	48	26.700	1:01.069	60	28.596	1:01.235
39	28.044	1:01.518	63	29.159	1:01.193	22	1 LAP	1:01.265	48	28.929	1:00.744
56	1 LAP	1:03.309	39	30.351	1:00.679	63	31.169	1:00.906	22	1 LAP	1:01.531
57	1 LAP	1:05.360	56	1 LAP	1:02.667	39	32.709	1:01.254	63	34.222	1:01.568
78	6 LAPS	1:03.362	57	1 LAP	1:04.426	56	1 LAP	1:03.776	39	35.208	1:01.014
11	8 LAPS	1:03.106	78	6 LAPS	1:02.904	57	1 LAP	1:03.957	56	1 LAP	1:03.584
									57	1 LAP	1:07.481


Car 43 please see the timekeepers in reference to transponders

Weather / Track : Sunny / Dry

Brands Hatch Indy  
Circuit Length = 1.1986 miles  
Start: 15:22 End: 15:54

# 'Equipe' GTS

## RACE 17 - GRID - AMENDED 2

ROW 12	30 Ron CODY	35 David GARDNER
ROW 11	38 Peter BARNARD	39 Barry SIDERY-SMITH
ROW 10	54 Stephen BOLDEPERSON	43 Simon WOOD
ROW 9	11 Tony WILSON-SPRATT	78 David RUSSEL-WILKS
ROW 8	57 Peter BOLDEPERSON	36 Nick WILKINS
ROW 7	22 Dominic SPICER	56 Nils-Fredrik NYBLAEUS
ROW 6	48 William de la RIVIERE	63 Graham BATES
ROW 5	74 John YEA	60 Nick CREWDSON
ROW 4	73 Graham SHRIGLEY-JONES	51 John PEARSON
ROW 3	84 Mike HARRIS	9 Peter EDNEY
ROW 2	6 John ANDON	157 Mark ELLIS
ROW 1	4 James COTTINGHAM	116 Brian LAMBERT
<b>Pole</b>		
		

Added cars 30 and 35 to the grid

Brands Hatch Indy  
Circuit Length = 1.1986 miles

**These results are provisional until the conclusion of any judicial and technical matters.**

Clerk of Course :		Timekeeper :
-------------------	--	--------------

# 'Equipe' GTS

## RACE 17 - CLASSIFICATION

POS	NO	CL	NAME	ENTRY	LAPS	TIME	GAP	DIFF	MPH	BEST	ON
1	4	4	James COTTINGHAM	MG B	26	25:33.848			73.14	58.136	6
2	84	4	Mike HARRIS	MG B	26	25:55.370	21.522	21.522	72.13	59.083	18
3	6	5	John ANDON	Triumph TR4	26	25:59.620	25.772	4.250	71.93	58.735	19
4	157	4	Mark ELLIS	MG A	26	26:00.103	26.255	0.483	71.91	58.606	19
5	9	4	Peter EDNEY	MG B	26	26:04.981	31.133	4.878	71.68	59.184	11
6	43	4	Simon WOOD	MG B	26	26:05.516	31.668	0.535	71.66	59.225	20
7	116	4	Brian LAMBERT	MG B	26	26:08.468	34.620	2.952	71.52	58.474	20
8	35	4	David GARDNER	MG B	26	26:21.235	47.387	12.767	70.95	59.380	11
9	73	4	Graham SHRIGLEY-JONES	MG B	26	26:22.744	48.896	1.509	70.88	59.852	5
10	63	4	Graham BATES	MG B	26	26:32.773	58.925	10.029	70.43	1:00.383	20
11	48	4	William de la RIVIERE	MG B	26	26:33.155	59.307	0.382	70.42	59.433	21
12	60	4	Nick CREWDSON	MG B	26	26:33.583	59.735	0.428	70.40	59.863	21
13	51	4	John PEARSON	MG B	25	25:49.292	1 lap	1 lap	69.62	1:00.427	8
14	38	4	Peter BARNARD	Elva Courier	25	25:49.614	1 lap	0.322	69.61	1:00.173	13
15	22	5	Dominic SPICER	Triumph TR4	25	25:50.450	1 lap	0.836	69.57	1:00.646	22
16	11	2	Tony WILSON-SPRATT	WSM Sprite	25	26:09.351	1 lap	18.901	68.73	1:01.245	4
17	56	5	Nils-Fredrik NYBLAEUS	Austin-Healey 100 M	25	26:18.684	1 lap	9.333	68.33	1:01.936	20
18	54	4	Stephen BOLDEPERSON	MG B	24	25:38.051	2 laps	1 lap	67.33	1:01.651	24
19	57	4	Peter BOLDEPERSON	MG B	24	25:38.726	2 laps	0.675	67.30	1:01.789	24
20	36	4	Nick WILKINS	MG A	24	26:38.390	2 laps	59.664	64.79	1:04.450	2

### NOT CLASSIFIED

DNC	78	4	David RUSSEL-WILKS	MG B	15	26:24.942	11 laps	9 laps	40.83	1:01.517	15
DNF	74	4	John YEA	MG B	13	13:25.066	13 laps	2 laps	69.67	1:00.335	12

### FASTEST LAP

4	4	4	James COTTINGHAM	MG B	6	58.136		74.22 mph		119.45 kph	
6	5	5	John ANDON	Triumph TR4	19	58.735		73.46 mph		118.23 kph	
11	2	2	Tony WILSON-SPRATT	WSM Sprite	4	1:01.245		70.45 mph		113.38 kph	

Weather / Track : Sunny / Dry

These results are provisional until the conclusion of any judicial and technical matters.

Brands Hatch Indy  
Circuit Length = 1.1986 miles  
Start: 15:23 End: 15:49

Clerk of Course :	Timekeeper :
-------------------	--------------

# 'Equipe' GTS

## RACE 17 - LAP CHART

Lap 1			Lap 2			Lap 3			Lap 4			Lap 5		
No	Behind	Laptime	No	Behind	Laptime	No	Behind	Laptime	No	Behind	Laptime	No	Behind	Laptime
4		1:04.337	4		58.378	4		58.590	4		58.241	4		58.324
116	1.446	1:05.783	116	2.132	59.064	116	2.329	58.787	116	2.806	58.718	116	3.668	59.186
84	3.241	1:07.578	84	4.090	59.227	84	5.054	59.554	84	5.970	59.157	84	7.095	59.449
6	4.699	1:09.036	6	5.673	59.352	6	6.682	59.599	6	8.569	1:00.128	6	10.128	59.883
157	4.726	1:09.063	157	6.242	59.894	157	7.259	59.607	157	8.950	59.932	157	10.837	1:00.211
9	4.896	1:09.233	9	7.180	1:00.662	9	8.949	1:00.359	9	10.878	1:00.170	9	12.486	59.932
73	5.435	1:09.772	73	8.219	1:01.162	73	10.172	1:00.543	73	12.278	1:00.347	73	13.806	59.852
43	6.001	1:10.338	43	8.588	1:00.965	43	10.476	1:00.478	43	12.633	1:00.398	43	14.132	59.823
63	6.718	1:11.055	63	9.125	1:00.785	63	11.273	1:00.738	63	13.553	1:00.521	63	15.614	1:00.385
51	7.016	1:11.353	51	10.102	1:01.464	51	12.371	1:00.859	51	14.860	1:00.730	51	17.609	1:01.073
74	7.179	1:11.516	60	10.568	1:01.370	60	13.135	1:01.157	60	15.727	1:00.833	60	17.770	1:00.367
60	7.576	1:11.913	74	11.219	1:02.418	74	13.782	1:01.153	74	16.326	1:00.785	74	18.386	1:00.384
48	8.054	1:12.391	48	11.569	1:01.893	48	14.249	1:01.270	35	17.130	1:00.745	35	18.695	59.889
22	8.391	1:12.728	22	12.820	1:02.807	35	14.626	1:00.321	48	17.781	1:01.773	48	19.663	1:00.206
35	8.854	1:13.191	35	12.895	1:02.419	22	17.239	1:03.009	22	21.607	1:02.609	22	25.643	1:02.360
56	10.135	1:14.472	56	13.829	1:02.072	56	17.817	1:02.578	56	22.213	1:02.637	56	26.239	1:02.350
57	10.738	1:15.075	57	15.869	1:03.509	11	20.212	1:02.857	11	23.216	1:01.245	11	26.659	1:01.767
36	11.303	1:15.640	11	15.945	1:02.864	38	21.410	1:02.667	38	25.114	1:01.945	38	28.199	1:01.409
11	11.459	1:15.796	38	17.333	1:03.954	57	21.510	1:04.231	57	28.294	1:05.025	57	32.982	1:03.012
38	11.757	1:16.094	36	17.375	1:04.450	78	22.863	1:03.256	78	28.506	1:03.884	78	33.431	1:03.249
54	11.831	1:16.168	78	18.197	1:04.142	36	23.748	1:04.963	54	29.471	1:03.483	54	35.219	1:04.072
78	12.433	1:16.770	54	18.323	1:04.870	54	24.229	1:04.496	36	30.545	1:05.038	36	37.701	1:05.480

Weather / Track : Sunny / Dry

Brands Hatch Indy  
Circuit Length = 1.1986 miles  
Start: 15:23 End: 15:49



# 'Equipe' GTS

## RACE 17 - LAP CHART

Lap 6			Lap 7			Lap 8			Lap 9			Lap 10		
No	Behind	Laptime	No	Behind	Laptime	No	Behind	Laptime	No	Behind	Laptime	No	Behind	Laptime
4		58.136	4		58.289	4		58.326	4		58.670	4		58.560
116	4.432	58.900	116	5.122	58.979	116	6.096	59.300	36	1 LAP	1:06.271	116	7.396	59.221
84	8.617	59.658	84	9.636	59.308	84	10.694	59.384	116	6.735	59.309	36	1 LAP	1:05.876
6	11.441	59.449	6	12.867	59.715	6	13.981	59.440	84	11.496	59.472	84	12.148	59.212
157	12.216	59.515	157	13.215	59.288	157	14.680	59.791	6	14.893	59.582	6	15.856	59.523
9	13.989	59.639	9	15.241	59.541	9	16.483	59.568	157	15.349	59.339	157	16.492	59.703
43	16.206	1:00.210	43	17.405	59.488	43	18.709	59.630	9	17.368	59.555	9	18.369	59.561
73	17.094	1:01.424	73	18.932	1:00.127	73	20.992	1:00.386	43	20.005	59.966	43	21.009	59.564
63	18.235	1:00.757	63	21.068	1:01.122	63	23.827	1:01.085	73	23.178	1:00.856	73	24.718	1:00.100
51	22.058	1:02.585	78	1 LAP	1:44.508	60	27.416	1:00.760	63	25.890	1:00.733	63	27.824	1:00.494
60	22.443	1:02.809	60	24.982	1:00.828	35	27.703	1:00.766	35	28.800	59.767	35	30.219	59.979
35	22.640	1:02.081	35	25.263	1:00.912	51	28.364	1:00.427	60	30.087	1:01.341	60	33.146	1:01.619
74	23.101	1:02.851	51	26.263	1:02.494	74	28.875	1:00.654	51	30.333	1:00.639	51	33.490	1:01.717
48	23.513	1:01.986	74	26.547	1:01.735	48	29.376	1:00.614	74	30.628	1:00.423	74	33.506	1:01.438
22	29.146	1:01.639	48	27.088	1:01.864	22	35.628	1:01.336	48	31.007	1:00.301	48	33.929	1:01.482
56	30.159	1:02.056	22	32.618	1:01.761	11	37.587	1:01.744	22	38.585	1:01.627	22	41.808	1:01.783
11	30.290	1:01.767	56	33.994	1:02.124	56	37.641	1:01.973	11	40.396	1:01.479	11	43.177	1:01.341
38	31.372	1:01.309	11	34.169	1:02.168	38	38.037	1:02.019	38	40.824	1:01.457	38	43.457	1:01.193
57	38.262	1:03.416	38	34.344	1:01.261	57	46.983	1:02.373	56	41.908	1:02.937	56	45.454	1:02.106
54	39.166	1:02.083	57	42.936	1:02.963	54	47.572	1:02.512	57	51.582	1:03.269	54	55.802	1:02.342
36	45.278	1:05.713	54	43.386	1:02.509				54	52.020	1:03.118	57	57.010	1:03.988
			36	52.772	1:05.783									

Weather / Track : Sunny / Dry

Brands Hatch Indy  
Circuit Length = 1.1986 miles  
Start: 15:23 End: 15:49

# 'Equipe' GTS

## RACE 17 - LAP CHART

Lap 11			Lap 12			Lap 13			Lap 14			Lap 15		
No	Behind	Laptime	No	Behind	Laptime	No	Behind	Laptime	No	Behind	Laptime	No	Behind	Laptime
4		58.504	4		58.919	4		58.421	4		58.413	4		59.583
116	7.866	58.974	54	1 LAP	1:03.532	54	1 LAP	1:02.317	116	8.441	58.583	56	1 LAP	1:04.390
84	13.040	59.396	57	1 LAP	1:03.260	57	1 LAP	1:03.280	54	1 LAP	1:04.111	116	8.428	59.570
36	1 LAP	1:05.035	116	7.768	58.821	116	8.271	58.924	57	1 LAP	1:03.263	84	15.900	1:00.018
6	16.492	59.140	84	13.458	59.337	84	14.526	59.489	84	15.465	59.352	54	1 LAP	1:05.228
157	17.240	59.252	6	17.489	59.916	6	18.750	59.682	6	19.665	59.328	57	1 LAP	1:05.107
9	19.049	59.184	157	17.929	59.608	157	19.289	59.781	157	19.994	59.118	6	20.463	1:00.381
43	22.146	59.641	9	19.485	59.355	9	20.285	59.221	9	21.575	59.703	157	21.129	1:00.718
73	26.430	1:00.216	43	23.664	1:00.437	43	24.927	59.684	43	26.162	59.648	9	22.211	1:00.219
63	29.882	1:00.562	36	1 LAP	1:08.303	73	29.295	59.931	73	31.468	1:00.586	43	26.807	1:00.228
35	31.095	59.380	73	27.785	1:00.274	36	1 LAP	1:05.545	63	36.982	1:01.471	73	32.477	1:00.592
60	35.450	1:00.808	63	31.566	1:00.603	63	33.924	1:00.779	35	37.284	1:01.497	35	39.119	1:01.418
74	35.603	1:00.601	35	32.279	1:00.103	35	34.200	1:00.342	36	1 LAP	1:07.010	63	39.196	1:01.797
51	35.890	1:00.904	60	36.856	1:00.325	60	39.347	1:00.912	60	42.526	1:01.592	60	44.031	1:01.088
48	36.120	1:00.695	74	37.019	1:00.335	74	39.371	1:00.773	51	42.889	1:01.307	51	44.488	1:01.182
22	44.455	1:01.151	51	37.717	1:00.746	51	39.995	1:00.699	48	43.017	1:01.023	48	44.675	1:01.241
11	46.958	1:02.285	48	37.968	1:00.767	48	40.407	1:00.860	22	53.091	1:01.868	36	1 LAP	1:08.725
38	47.273	1:02.320	22	47.309	1:01.773	22	49.636	1:00.748	38	53.714	1:01.466	22	54.991	1:01.483
56	49.058	1:02.108	38	48.909	1:00.555	38	50.661	1:00.173	11	59.428	1:04.743	38	55.505	1:01.374
			11	49.581	1:01.542	11	53.098	1:01.938						
			56	52.292	1:02.153	56	56.314	1:02.443						

Weather / Track : Sunny / Dry

Brands Hatch Indy  
Circuit Length = 1.1986 miles  
Start: 15:23 End: 15:49

# 'Equipe' GTS

## RACE 17 - LAP CHART

Lap 16			Lap 17			Lap 18			Lap 19			Lap 20		
No	Behind	Laptime	No	Behind	Laptime	No	Behind	Laptime	No	Behind	Laptime	No	Behind	Laptime
4		59.244	4		58.913	4		1:00.671	4		58.874	4		59.107
11	1 LAP	1:03.034	11	1 LAP	1:01.754	38	1 LAP	1:02.588	22	1 LAP	1:01.149	22	1 LAP	1:00.877
56	1 LAP	1:02.883	56	1 LAP	1:02.908	36	2 LAPS	1:07.919	38	1 LAP	1:00.583	38	1 LAP	1:01.055
84	16.387	59.731	84	17.305	59.831	11	1 LAP	1:02.032	36	2 LAPS	1:05.077	11	1 LAP	1:02.001
6	21.154	59.935	6	21.664	59.423	56	1 LAP	1:02.853	11	1 LAP	1:01.788	84	17.252	59.422
157	22.407	1:00.522	157	22.415	58.921	84	15.717	59.083	84	16.937	1:00.094	36	2 LAPS	1:05.803
54	1 LAP	1:04.736	9	24.067	59.790	6	20.653	59.660	56	1 LAP	1:04.604	157	21.651	59.580
9	23.190	1:00.223	43	28.019	59.606	157	21.446	59.702	6	20.514	58.735	6	21.692	1:00.285
57	1 LAP	1:05.716	57	1 LAP	1:03.757	9	23.515	1:00.119	157	21.178	58.606	56	1 LAP	1:03.001
43	27.326	59.763	54	1 LAP	1:05.875	43	26.688	59.340	78	11 LAPS	1:21.342	9	25.911	1:00.691
116	29.138	1:19.954	73	35.448	1:00.862	57	1 LAP	1:02.016	9	24.327	59.686	78	11 LAPS	1:04.121
73	33.499	1:00.266	116	37.780	1:07.555	54	1 LAP	1:02.387	43	27.192	59.378	43	27.310	59.225
35	39.839	59.964	35	40.754	59.828	73	34.786	1:00.009	57	1 LAP	1:02.769	116	35.336	58.474
63	40.781	1:00.829	63	43.013	1:01.145	116	35.908	58.799	54	1 LAP	1:02.325	73	37.879	1:00.286
60	46.002	1:01.215	60	47.042	59.953	35	39.680	59.597	116	35.969	58.935	54	1 LAP	1:03.529
51	46.119	1:00.875	48	47.339	1:00.026	63	43.126	1:00.784	73	36.700	1:00.788	35	41.023	59.605
48	46.226	1:00.795	51	48.202	1:00.996	60	46.680	1:00.309	35	40.525	59.719	57	1 LAP	1:05.534
36	1 LAP	1:05.162	22	1:00.025	1:02.121	48	46.750	1:00.082	63	44.888	1:00.636	63	46.164	1:00.383
22	56.817	1:01.070				51	48.608	1:01.077	60	48.353	1:00.547	60	49.244	59.998
38	57.181	1:00.920							48	48.422	1:00.546	48	49.925	1:00.610
									51	50.573	1:00.839	51	55.382	1:03.916

Weather / Track : Sunny / Dry

Brands Hatch Indy  
Circuit Length = 1.1986 miles  
Start: 15:23 End: 15:49

# 'Equipe' GTS

## RACE 17 - LAP CHART

Lap 21			Lap 22			Lap 23			Lap 24			Lap 25		
No	Behind	Laptime	No	Behind	Laptime	No	Behind	Laptime	No	Behind	Laptime	No	Behind	Laptime
4		58.294	4		58.970	4		58.859	4		58.591	4		59.618
22	1 LAP	1:00.893	51	1 LAP	1:03.122	51	1 LAP	1:03.615	51	1 LAP	1:02.854	54	2 LAPS	1:02.961
38	1 LAP	1:00.760	22	1 LAP	1:01.106	22	1 LAP	1:00.646	22	1 LAP	1:00.652	57	2 LAPS	1:04.069
11	1 LAP	1:02.560	38	1 LAP	1:01.121	38	1 LAP	1:00.522	38	1 LAP	1:00.851	51	1 LAP	1:02.393
84	18.168	59.210	84	18.701	59.503	84	19.477	59.635	84	20.388	59.502	22	1 LAP	1:00.695
157	23.330	59.973	11	1 LAP	1:03.022	6	24.768	59.025	6	25.598	59.421	38	1 LAP	1:00.600
6	23.738	1:00.340	6	24.602	59.834	157	25.480	58.950	157	26.182	59.293	84	20.457	59.687
56	1 LAP	1:01.936	157	25.389	1:01.029	11	1 LAP	1:03.028	11	1 LAP	1:02.027	6	25.211	59.231
36	2 LAPS	1:07.462	9	28.746	1:00.445	9	29.615	59.728	9	30.546	59.522	157	25.826	59.262
9	27.271	59.654	43	29.392	59.869	43	29.947	59.414	43	30.882	59.526	9	30.713	59.785
43	28.493	59.477	56	1 LAP	1:02.884	56	1 LAP	1:02.663	116	35.898	58.826	43	31.027	59.763
78	11 LAPS	1:03.210	36	2 LAPS	1:06.198	116	35.663	58.973	56	1 LAP	1:02.619	11	1 LAP	1:02.528
116	35.655	58.613	116	35.549	58.864	78	11 LAPS	1:02.490	78	11 LAPS	1:02.759	116	34.849	58.569
73	39.907	1:00.322	78	11 LAPS	1:03.692	36	2 LAPS	1:07.949	73	45.661	1:00.482	56	1 LAP	1:02.571
35	42.650	59.921	73	41.140	1:00.203	73	43.770	1:01.489	35	46.044	59.785	35	46.304	59.878
54	1 LAP	1:03.952	35	43.727	1:00.047	35	44.850	59.982	36	2 LAPS	1:07.506	73	47.320	1:01.277
57	1 LAP	1:02.318	57	1 LAP	1:03.324	63	53.383	1:01.868	63	55.274	1:00.482	78	11 LAPS	1:03.974
63	48.307	1:00.437	54	1 LAP	1:04.299	60	54.620	1:00.781	48	55.742	59.639	63	57.111	1:01.455
60	50.813	59.863	63	50.374	1:01.037	48	54.694	1:00.817	60	56.534	1:00.505	48	57.303	1:01.179
48	51.064	59.433	60	52.698	1:00.855	57	1 LAP	1:05.663				36	2 LAPS	1:05.387
			48	52.736	1:00.642	54	1 LAP	1:05.495				60	57.657	1:00.741

Weather / Track : Sunny / Dry

Brands Hatch Indy  
Circuit Length = 1.1986 miles  
Start: 15:23 End: 15:49

# 'Equipe' GTS

## RACE 17 - LAP CHART

Lap 26		
No	Behind	Laptime
4		59.016
54	2 LAPS	1:01.651
57	2 LAPS	1:01.789
51	1 LAP	1:01.426
38	1 LAP	1:01.418
22	1 LAP	1:02.559
84	21.522	1:00.081
6	25.772	59.577
157	26.255	59.445
9	31.133	59.436
43	31.668	59.657
116	34.620	58.787
11	1 LAP	1:02.041
56	1 LAP	1:03.363
35	47.387	1:00.099
73	48.896	1:00.592
78	11 LAPS	1:01.517
63	58.925	1:00.830
48	59.307	1:01.020
60	59.735	1:01.094
36	2 LAPS	1:06.095

Weather / Track : Sunny / Dry

Brands Hatch Indy  
Circuit Length = 1.1986 miles  
Start: 15:23 End: 15:49

# HRDC Touring Greats

## QUALIFYING - RACE 7 - CLASSIFICATION

POS	NO	CL	NAME	ENTRY	TIME	ON	LAPS	GAP	DIFF	MPH
1	9	TGS	Mark DANIELL	Austin A40	1:01.400	8	11			70.27
2	15	TGXK	John BURTON	Jaguar XK120 FHC	1:02.111	9	12	0.711	0.711	69.47
3	30	TGS	Matthew MOORE	Austin A40	1:02.243	13	14	0.843	0.132	69.32
4	7	TGB	Nick NAISMITH	Austin Westminster A95	1:02.249	11	14	0.849	0.006	69.31
5	29	TGB	Shaun RAINFORD	Volvo PV544	1:02.408	9	11	1.008	0.159	69.14
6	48	TGA	Richard BUTTERFIELD	Jaguar Mk1	1:02.976	5	10	1.576	0.568	68.51
7	23	TGB	Malcolm HARRISON	Volvo Amazon	1:03.081	13	14	1.681	0.105	68.40
8	61	TGA	Nigel WEBB	Jaguar Mk1	1:03.122	3	11	1.722	0.041	68.36
9	55	TGB	Alistair DYSON	Ford Zephyr Mk2	1:03.806	11	14	2.406	0.684	67.62
10	2	TGS	Stephan MILES	Austin A40	1:04.798	7	13	3.398	0.992	66.59
11	1	TGB	James TURNER	Ford Zodiac Mk2	1:04.824	10	13	3.424	0.026	66.56
12	4	TGS	William LYNCH	Austin A35	1:05.002	8	13	3.602	0.178	66.38
13	22	TGA	Tom HARRIS	Jaguar Mk7	1:05.048	10	13	3.648	0.046	66.33
14	69	TGA	Peter BURTON	Jaguar Mk1	1:05.318	11	14	3.918	0.270	66.06
15	28	TGB	David GRIFFITHS	Standard Vanguard II	1:05.493	7	13	4.093	0.175	65.88
16	12	TGC	Richard FRANKEL	Alfa Romeo Giulietta Ti	1:05.657	8	13	4.257	0.164	65.72
17	21	TGA	Jim WOODLEY	Austin Westminste A105	1:06.217	7	13	4.817	0.560	65.16
18	68	TGC	Gavin WATSON	Borgward Isabella TS	1:07.191	9	13	5.791	0.974	64.22
19	76	TGA	Andrew DAVENALL	Austin Westminster A105	1:07.396	11	13	5.996	0.205	64.02
20	33	TGB	Jason KENNEDY	Lanica Aurelia B20 GT	1:07.549	12	13	6.149	0.153	63.88
21	24	TGB	Bruce CHAPMAN	MG Magnette	1:07.632	8	13	6.232	0.083	63.80
22	90	TGS	Stephen CHASE	Austin A40	1:07.648	6	13	6.248	0.016	63.78
23	60	TGC	Michael PEET	Sunbeam Rapier	1:07.758	11	13	6.358	0.110	63.68
24	5	TGC	Ding BOSTON	Riley 1.5	1:08.566	8	9	7.166	0.808	62.93
25	50	TGB	Peter BLANCHETT	Austin A50	1:09.111	2	6	7.711	0.545	62.43
26	3	TGA	Stewart IMBER	Mercedes-Benz 220S	1:11.621	4	13	10.221	2.510	60.24
27	47	TGB	George SHACKLETON	Hillman Minx Alexander	1:11.880	5	10	10.480	0.259	60.03
28	51	TGB	Ian KELLETT	Standard Vanguard III	1:12.191	10	12	10.791	0.311	59.77
29	58	TGB	Victoria BEEVER	Rover 105S	1:13.677	11	12	12.277	1.486	58.56
30	91	TGC	Chris WHELAN	Alfa Romeo Giulietta Ti	1:15.532	2	4	14.132	1.855	57.12
31	8	TGA	Steve ASHBY	Humber Super Snipe	1:16.441	12	12	15.041	0.909	56.44

Car 5 transponder not working please rectify for race

Brands Hatch Indy  
Circuit Length = 1.1986 miles  
Start: 11:18 End: 11:35

Weather / Track : Sunny / Dry  
These results are provisional until the conclusion of any judicial and technical matters.

Clerk of Course :		Timekeeper :
-------------------	--	--------------

# HRDC Touring Greats

## QUALIFYING - RACE 7 - LAP ANALYSIS

<b>1</b>	<b>James TURNER</b>		TGB Ford Zodiac Mk2				
1 -	1:11.643	+ 6.819	11:20:59.357	8 -	1:05.807	+ 0.983	11:28:44.019
2 -	1:09.251	+ 4.427	11:22:08.608	9 -	1:10.782	+ 5.958	11:29:54.801
3 -	1:08.100	+ 3.276	11:23:16.708	10 -	<b>1:04.824</b>		<b>11:30:59.625</b>
4 -	1:05.581	+ 0.757	11:24:22.289	11 -	1:11.458	+ 6.634	11:32:11.083
5 -	1:05.871	+ 1.047	11:25:28.160	12 -	1:05.584	+ 0.760	11:33:16.667
6 -	1:05.061	+ 0.237	11:26:33.221	13 -	1:05.130	+ 0.306	11:34:21.797
7 -	1:04.991	+ 0.167	11:27:38.212				
<b>2</b>	<b>Stephan MILES</b>		TGS Austin A40				
1 -	1:20.351	+ 15.553	11:20:43.052	8 -	1:13.718	+ 8.920	11:28:37.461
2 -	1:08.742	+ 3.944	11:21:51.794	9 -	1:08.592	+ 3.794	11:29:46.053
3 -	1:10.405	+ 5.607	11:23:02.199	10 -	1:08.823	+ 4.025	11:30:54.876
4 -	1:05.718	+ 0.920	11:24:07.917	11 -	1:08.387	+ 3.589	11:32:03.263
5 -	1:06.049	+ 1.251	11:25:13.966	12 -	1:10.066	+ 5.268	11:33:13.329
6 -	1:04.979	+ 0.181	11:26:18.945	13 -	1:07.403	+ 2.605	11:34:20.732
7 -	<b>1:04.798</b>		<b>11:27:23.743</b>				
<b>3</b>	<b>Stewart IMBER</b>		TGA Mercedes-Benz 220S				
1 -	1:19.691	+ 8.070	11:20:36.121	8 -	1:13.709	+ 2.088	11:29:05.506
2 -	1:14.467	+ 2.846	11:21:50.588	9 -	1:12.997	+ 1.376	11:30:18.503
3 -	1:12.560	+ 0.939	11:23:03.148	10 -	1:12.822	+ 1.201	11:31:31.325
4 -	<b>1:11.621</b>		<b>11:24:14.769</b>	11 -	1:12.477	+ 0.856	11:32:43.802
5 -	1:11.954	+ 0.333	11:25:26.723	12 -	1:13.543	+ 1.922	11:33:57.345
6 -	1:11.887	+ 0.266	11:26:38.610	13 -	1:13.928	+ 2.307	11:35:11.273
7 -	1:13.187	+ 1.566	11:27:51.797				
<b>4</b>	<b>William LYNCH</b>		TGS Austin A35				
1 -	1:18.480	+ 13.478	11:20:55.704	8 -	<b>1:05.002</b>		<b>11:28:56.124</b>
2 -	1:12.690	+ 7.688	11:22:08.394	9 -	1:05.967	+ 0.965	11:30:02.091
3 -	1:16.548	+ 11.546	11:23:24.942	10 -	1:08.408	+ 3.406	11:31:10.499
4 -	1:07.992	+ 2.990	11:24:32.934	11 -	1:07.879	+ 2.877	11:32:18.378
5 -	1:06.482	+ 1.480	11:25:39.416	12 -	1:09.902	+ 4.900	11:33:28.280
6 -	1:06.053	+ 1.051	11:26:45.469	13 -	1:06.499	+ 1.497	11:34:34.779
7 -	1:05.653	+ 0.651	11:27:51.122				
<b>5</b>	<b>Ding BOSTON</b>		TGC Riley 1.5				
1 -	1:10.567	+ 2.001	11:23:33.680	6 -	1:08.918	+ 0.352	11:31:15.130
2 -	1:14.556	+ 5.990	11:24:48.236	7 -	1:13.987	+ 5.421	11:32:29.117
3 -	2:55.012 P	+ 1:46.446	11:27:43.248	8 -	<b>1:08.566</b>		<b>11:33:37.683</b>
4 -	1:13.936	+ 5.370	11:28:57.184	9 -	1:09.226	+ 0.660	11:34:46.909
5 -	1:09.028	+ 0.462	11:30:06.212				
<b>7</b>	<b>Nick NAISMITH</b>		TGB Austin Westminster A95				
1 -	1:20.364	+ 18.115	11:20:37.742	8 -	1:02.954	+ 0.705	11:28:09.507
2 -	1:08.627	+ 6.378	11:21:46.369	9 -	1:02.514	+ 0.265	11:29:12.021
3 -	1:05.726	+ 3.477	11:22:52.095	10 -	1:04.094	+ 1.845	11:30:16.115
4 -	1:03.278	+ 1.029	11:23:55.373	11 -	<b>1:02.249</b>		<b>11:31:18.364</b>
5 -	1:02.603	+ 0.354	11:24:57.976	12 -	1:05.084	+ 2.835	11:32:23.448
6 -	1:05.889	+ 3.640	11:26:03.865	13 -	1:03.640	+ 1.391	11:33:27.088
7 -	1:02.688	+ 0.439	11:27:06.553	14 -	1:03.979	+ 1.730	11:34:31.067
<b>8</b>	<b>Steve ASHBY</b>		TGA Humber Super Snipe				
1 -	1:27.645	+ 11.204	11:20:46.864	7 -	1:17.895	+ 1.454	11:28:38.159
2 -	1:20.247	+ 3.806	11:22:07.111	8 -	1:17.387	+ 0.946	11:29:55.546
3 -	1:18.633	+ 2.192	11:23:25.744	9 -	1:18.508	+ 2.067	11:31:14.054
4 -	1:18.891	+ 2.450	11:24:44.635	10 -	1:17.060	+ 0.619	11:32:31.114
5 -	1:16.743	+ 0.302	11:26:01.378	11 -	1:17.118	+ 0.677	11:33:48.232
6 -	1:18.886	+ 2.445	11:27:20.264	12 -	<b>1:16.441</b>		<b>11:35:04.673</b>
<b>9</b>	<b>Mark DANIELL</b>		TGS Austin A40				
1 -	1:15.361	+ 13.961	11:20:36.261	7 -	1:01.477	+ 0.077	11:26:53.549

Car 5 transponder not working please rectify for race

Weather / Track : Sunny / Dry

Brands Hatch Indy  
Circuit Length = 1.1986 miles  
Start: 11:18 End: 11:35

# HRDC Touring Greats

## QUALIFYING - RACE 7 - LAP ANALYSIS

2 -	1:04.179	+ 2.779	11:21:40.440	8 -	<b>1:01.400</b>		<b>11:27:54.949</b>
3 -	1:03.035	+ 1.635	11:22:43.475	9 -	1:02.007	+ 0.607	11:28:56.956
4 -	1:02.923	+ 1.523	11:23:46.398	10 -	1:01.674	+ 0.274	11:29:58.630
5 -	1:03.477	+ 2.077	11:24:49.875	11 -	1:02.225	+ 0.825	11:31:00.855
6 -	1:02.197	+ 0.797	11:25:52.072				
<b>12</b>	<b>Richard FRANKEL</b>		<b>TGC Alfa Romeo Giulietta Ti</b>				
1 -	1:24.109	+ 18.452	11:20:33.574	8 -	<b>1:05.657</b>		<b>11:28:40.088</b>
2 -	1:13.947	+ 8.290	11:21:47.521	9 -	1:07.166	+ 1.509	11:29:47.254
3 -	1:10.306	+ 4.649	11:22:57.827	10 -	1:05.767	+ 0.110	11:30:53.021
4 -	1:08.267	+ 2.610	11:24:06.094	11 -	1:06.000	+ 0.343	11:31:59.021
5 -	1:07.965	+ 2.308	11:25:14.059	12 -	1:06.056	+ 0.399	11:33:05.077
6 -	1:12.722	+ 7.065	11:26:26.781	13 -	1:08.092	+ 2.435	11:34:13.169
7 -	1:07.650	+ 1.993	11:27:34.431				
<b>15</b>	<b>John BURTON</b>		<b>TGXX Jaguar XK120 FHC</b>				
1 -	1:13.059	+ 10.948	11:20:25.729	7 -	1:02.836	+ 0.725	11:26:45.204
2 -	1:02.718	+ 0.607	11:21:28.447	8 -	1:04.333	+ 2.222	11:27:49.537
3 -	1:03.250	+ 1.139	11:22:31.697	9 -	<b>1:02.111</b>		<b>11:28:51.648</b>
4 -	1:02.841	+ 0.730	11:23:34.538	10 -	1:04.839	+ 2.728	11:29:56.487
5 -	1:04.993	+ 2.882	11:24:39.531	11 -	1:04.384	+ 2.273	11:31:00.871
6 -	1:02.837	+ 0.726	11:25:42.368	12 -	1:44.536 P	+ 42.425	11:32:45.407
<b>21</b>	<b>Jim WOODLEY</b>		<b>TGA Austin Westminste A105</b>				
1 -	1:18.601	+ 12.384	11:20:32.712	8 -	1:09.034	+ 2.817	11:28:36.278
2 -	1:12.800	+ 6.583	11:21:45.512	9 -	1:06.561	+ 0.344	11:29:42.839
3 -	1:11.071	+ 4.854	11:22:56.583	10 -	1:07.571	+ 1.354	11:30:50.410
4 -	1:08.469	+ 2.252	11:24:05.052	11 -	1:07.217	+ 1.000	11:31:57.627
5 -	1:07.711	+ 1.494	11:25:12.763	12 -	1:06.657	+ 0.440	11:33:04.284
6 -	1:08.264	+ 2.047	11:26:21.027	13 -	1:06.329	+ 0.112	11:34:10.613
7 -	<b>1:06.217</b>		<b>11:27:27.244</b>				
<b>22</b>	<b>Tom HARRIS</b>		<b>TGA Jaguar Mk7</b>				
1 -	1:20.731	+ 15.683	11:20:49.725	8 -	1:05.132	+ 0.084	11:28:42.841
2 -	1:13.160	+ 8.112	11:22:02.885	9 -	1:08.916	+ 3.868	11:29:51.757
3 -	1:09.152	+ 4.104	11:23:12.037	10 -	<b>1:05.048</b>		<b>11:30:56.805</b>
4 -	1:07.497	+ 2.449	11:24:19.534	11 -	1:05.413	+ 0.365	11:32:02.218
5 -	1:06.795	+ 1.747	11:25:26.329	12 -	1:05.588	+ 0.540	11:33:07.806
6 -	1:06.160	+ 1.112	11:26:32.489	13 -	1:05.876	+ 0.828	11:34:13.682
7 -	1:05.220	+ 0.172	11:27:37.709				
<b>23</b>	<b>Malcolm HARRISON</b>		<b>TGB Volvo Amazon</b>				
1 -	1:14.128	+ 11.047	11:20:16.815	8 -	1:04.138	+ 1.057	11:27:58.097
2 -	1:06.031	+ 2.950	11:21:22.846	9 -	1:03.928	+ 0.847	11:29:02.025
3 -	1:05.169	+ 2.088	11:22:28.015	10 -	1:03.218	+ 0.137	11:30:05.243
4 -	1:04.612	+ 1.531	11:23:32.627	11 -	1:04.053	+ 0.972	11:31:09.296
5 -	1:10.715	+ 7.634	11:24:43.342	12 -	1:07.968	+ 4.887	11:32:17.264
6 -	1:05.665	+ 2.584	11:25:49.007	13 -	<b>1:03.081</b>		<b>11:33:20.345</b>
7 -	1:04.952	+ 1.871	11:26:53.959	14 -	1:09.067	+ 5.986	11:34:29.412
<b>24</b>	<b>Bruce CHAPMAN</b>		<b>TGB MG Magnette</b>				
1 -	1:21.274	+ 13.642	11:20:54.971	8 -	<b>1:07.632</b>		<b>11:29:09.191</b>
2 -	1:12.413	+ 4.781	11:22:07.384	9 -	1:09.401	+ 1.769	11:30:18.592
3 -	1:13.623	+ 5.991	11:23:21.007	10 -	1:07.791	+ 0.159	11:31:26.383
4 -	1:08.041	+ 0.409	11:24:29.048	11 -	1:08.387	+ 0.755	11:32:34.770
5 -	1:09.657	+ 2.025	11:25:38.705	12 -	1:09.415	+ 1.783	11:33:44.185
6 -	1:11.974	+ 4.342	11:26:50.679	13 -	1:08.739	+ 1.107	11:34:52.924
7 -	1:10.880	+ 3.248	11:28:01.559				
<b>28</b>	<b>David GRIFFITHS</b>		<b>TGB Standard Vanguard II</b>				
1 -	1:16.172	+ 10.679	11:21:02.527	8 -	1:09.141	+ 3.648	11:29:02.956
2 -	1:10.281	+ 4.788	11:22:12.808	9 -	1:05.919	+ 0.426	11:30:08.875
3 -	1:12.424	+ 6.931	11:23:25.232	10 -	1:06.908	+ 1.415	11:31:15.783

Car 5 transponder not working please rectify for race

Weather / Track : Sunny / Dry

Brands Hatch Indy  
Circuit Length = 1.1986 miles  
Start: 11:18 End: 11:35



# HRDC Touring Greats

## QUALIFYING - RACE 7 - LAP ANALYSIS

4 -	1:08.733	+ 3.240	11:24:33.965	11 -	1:08.221	+ 2.728	11:32:24.004
5 -	1:06.473	+ 0.980	11:25:40.438	12 -	1:06.861	+ 1.368	11:33:30.865
6 -	1:07.884	+ 2.391	11:26:48.322	13 -	1:06.254	+ 0.761	11:34:37.119
7 -	<b>1:05.493</b>		<b>11:27:53.815</b>				
<b>29</b>	<b>Shaun RAINFORD</b> TGB Volvo PV544						
1 -	1:14.864	+ 12.456	11:20:40.477	7 -	1:02.959	+ 0.551	11:27:07.600
2 -	1:07.145	+ 4.737	11:21:47.622	8 -	1:03.123	+ 0.715	11:28:10.723
3 -	1:07.445	+ 5.037	11:22:55.067	9 -	<b>1:02.408</b>		<b>11:29:13.131</b>
4 -	1:03.284	+ 0.876	11:23:58.351	10 -	1:03.481	+ 1.073	11:30:16.612
5 -	1:02.461	+ 0.053	11:25:00.812	11 -	1:36.097 P	+ 33.689	11:31:52.709
6 -	1:03.829	+ 1.421	11:26:04.641				
<b>30</b>	<b>Matthew MOORE</b> TGS Austin A40						
1 -	1:12.153	+ 9.910	11:20:26.950	8 -	1:02.954	+ 0.711	11:27:54.108
2 -	1:04.657	+ 2.414	11:21:31.607	9 -	1:02.898	+ 0.655	11:28:57.006
3 -	1:04.329	+ 2.086	11:22:35.936	10 -	1:03.458	+ 1.215	11:30:00.464
4 -	1:03.366	+ 1.123	11:23:39.302	11 -	1:03.527	+ 1.284	11:31:03.991
5 -	1:04.790	+ 2.547	11:24:44.092	12 -	1:02.916	+ 0.673	11:32:06.907
6 -	1:04.706	+ 2.463	11:25:48.798	13 -	<b>1:02.243</b>		<b>11:33:09.150</b>
7 -	1:02.356	+ 0.113	11:26:51.154	14 -	1:04.853	+ 2.610	11:34:14.003
<b>33</b>	<b>Jason KENNEDY</b> TGB Lanica Aurelia B20 GT						
1 -	1:17.222	+ 9.673	11:20:24.286	8 -	1:11.355	+ 3.806	11:28:33.913
2 -	1:11.881	+ 4.332	11:21:36.167	9 -	1:08.082	+ 0.533	11:29:41.995
3 -	1:10.134	+ 2.585	11:22:46.301	10 -	1:09.575	+ 2.026	11:30:51.570
4 -	1:10.055	+ 2.506	11:23:56.356	11 -	1:08.098	+ 0.549	11:31:59.668
5 -	1:08.897	+ 1.348	11:25:05.253	12 -	<b>1:07.549</b>		<b>11:33:07.217</b>
6 -	1:09.621	+ 2.072	11:26:14.874	13 -	1:09.249	+ 1.700	11:34:16.466
7 -	1:07.684	+ 0.135	11:27:22.558				
<b>47</b>	<b>George SHACKLETON</b> TGB Hillman Minx Alexander						
1 -	1:21.980	+ 10.100	11:20:57.975	6 -	1:12.765	+ 0.885	11:27:05.608
2 -	1:14.701	+ 2.821	11:22:12.676	7 -	1:12.863	+ 0.983	11:28:18.471
3 -	1:14.721	+ 2.841	11:23:27.397	8 -	1:13.016	+ 1.136	11:29:31.487
4 -	1:13.566	+ 1.686	11:24:40.963	9 -	3:09.081 P	+ 1:57.201	11:32:40.568
5 -	<b>1:11.880</b>		<b>11:25:52.843</b>	10 -	2:13.545	+ 1:01.665	11:34:54.113
<b>48</b>	<b>Richard BUTTERFIELD</b> TGA Jaguar Mk1						
1 -	1:08.968	+ 5.992	11:20:50.581	6 -	1:03.167	+ 0.191	11:26:09.067
2 -	1:04.366	+ 1.390	11:21:54.947	7 -	1:03.868	+ 0.892	11:27:12.935
3 -	1:04.037	+ 1.061	11:22:58.984	8 -	1:04.164	+ 1.188	11:28:17.099
4 -	1:03.940	+ 0.964	11:24:02.924	9 -	1:05.501	+ 2.525	11:29:22.600
5 -	<b>1:02.976</b>		<b>11:25:05.900</b>	10 -	1:38.314 P	+ 35.338	11:31:00.914
<b>50</b>	<b>Peter BLANCHETT</b> TGB Austin A50						
1 -	1:18.214	+ 9.103	11:20:41.941	4 -	1:10.143	+ 1.032	11:24:10.360
2 -	<b>1:09.111</b>		<b>11:21:51.052</b>	5 -	2:39.590 P	+ 1:30.479	11:26:49.950
3 -	1:09.165	+ 0.054	11:23:00.217	6 -	1:25.832	+ 16.721	11:28:15.782
<b>51</b>	<b>Ian KELLETT</b> TGB Standard Vanguard III						
1 -	1:19.403	+ 7.212	11:21:11.567	7 -	1:17.038	+ 4.847	11:28:39.382
2 -	1:14.397	+ 2.206	11:22:25.964	8 -	1:16.441	+ 4.250	11:29:55.823
3 -	1:13.995	+ 1.804	11:23:39.959	9 -	1:15.549	+ 3.358	11:31:11.372
4 -	1:14.665	+ 2.474	11:24:54.624	10 -	<b>1:12.191</b>		<b>11:32:23.563</b>
5 -	1:13.799	+ 1.608	11:26:08.423	11 -	1:12.911	+ 0.720	11:33:36.474
6 -	1:13.921	+ 1.730	11:27:22.344	12 -	1:12.991	+ 0.800	11:34:49.465
<b>55</b>	<b>Alistair DYSON</b> TGB Ford Zephyr Mk2						
1 -	1:16.546	+ 12.740	11:20:55.478	8 -	1:08.799	+ 4.993	11:28:37.087
2 -	1:08.209	+ 4.403	11:22:03.687	9 -	1:05.498	+ 1.692	11:29:42.585
3 -	1:05.894	+ 2.088	11:23:09.581	10 -	1:04.558	+ 0.752	11:30:47.143
4 -	1:05.086	+ 1.280	11:24:14.667	11 -	<b>1:03.806</b>		<b>11:31:50.949</b>

Car 5 transponder not working please rectify for race

Weather / Track : Sunny / Dry

Brands Hatch Indy  
Circuit Length = 1.1986 miles  
Start: 11:18 End: 11:35

# HRDC Touring Greats

## QUALIFYING - RACE 7 - LAP ANALYSIS

5 -	1:04.870	+ 1.064	11:25:19.537	12 -	1:04.678	+ 0.872	11:32:55.627
6 -	1:04.379	+ 0.573	11:26:23.916	13 -	1:04.245	+ 0.439	11:33:59.872
7 -	1:04.372	+ 0.566	11:27:28.288	14 -	1:04.520	+ 0.714	11:35:04.392
<b>58</b>	<b>Victoria BEEVER</b> TGB Rover 105S						
1 -	1:22.694	+ 9.017	11:20:55.014	7 -	1:18.782	+ 5.105	11:28:40.329
2 -	1:18.197	+ 4.520	11:22:13.211	8 -	1:17.902	+ 4.225	11:29:58.231
3 -	1:19.542	+ 5.865	11:23:32.753	9 -	1:16.140	+ 2.463	11:31:14.371
4 -	1:17.648	+ 3.971	11:24:50.401	10 -	1:14.539	+ 0.862	11:32:28.910
5 -	1:15.627	+ 1.950	11:26:06.028	11 -	<b>1:13.677</b>		<b>11:33:42.587</b>
6 -	1:15.519	+ 1.842	11:27:21.547	12 -	1:15.344	+ 1.667	11:34:57.931
<b>60</b>	<b>Michael PEET</b> TGC Sunbeam Rapier						
1 -	1:17.987	+ 10.229	11:21:11.581	8 -	1:09.756	+ 1.998	11:29:18.797
2 -	1:09.773	+ 2.015	11:22:21.354	9 -	1:09.065	+ 1.307	11:30:27.862
3 -	1:09.791	+ 2.033	11:23:31.145	10 -	1:08.497	+ 0.739	11:31:36.359
4 -	1:09.905	+ 2.147	11:24:41.050	11 -	<b>1:07.758</b>		<b>11:32:44.117</b>
5 -	1:08.787	+ 1.029	11:25:49.837	12 -	1:08.323	+ 0.565	11:33:52.440
6 -	1:10.362	+ 2.604	11:27:00.199	13 -	1:09.355	+ 1.597	11:35:01.795
7 -	1:08.842	+ 1.084	11:28:09.041				
<b>61</b>	<b>Nigel WEBB</b> TGA Jaguar Mk1						
1 -	1:11.660	+ 8.538	11:20:17.289	7 -	1:39.687	+ 36.565	11:30:04.926
2 -	1:03.518	+ 0.396	11:21:20.807	8 -	1:18.069	+ 14.947	11:31:22.995
3 -	<b>1:03.122</b>		<b>11:22:23.929</b>	9 -	1:16.612	+ 13.490	11:32:39.607
4 -	1:04.522	+ 1.400	11:23:28.451	10 -	1:03.757	+ 0.635	11:33:43.364
5 -	1:07.900	+ 4.778	11:24:36.351	11 -	1:04.233	+ 1.111	11:34:47.597
6 -	3:48.888 P	+ 2:45.766	11:28:25.239				
<b>68</b>	<b>Gavin WATSON</b> TGC Borgward Isabella TS						
1 -	1:14.712	+ 7.521	11:20:59.189	8 -	1:08.505	+ 1.314	11:29:04.415
2 -	1:10.266	+ 3.075	11:22:09.455	9 -	<b>1:07.191</b>		<b>11:30:11.606</b>
3 -	1:12.850	+ 5.659	11:23:22.305	10 -	1:08.616	+ 1.425	11:31:20.222
4 -	1:08.470	+ 1.279	11:24:30.775	11 -	1:10.234	+ 3.043	11:32:30.456
5 -	1:08.989	+ 1.798	11:25:39.764	12 -	1:07.515	+ 0.324	11:33:37.971
6 -	1:08.472	+ 1.281	11:26:48.236	13 -	1:07.937	+ 0.746	11:34:45.908
7 -	1:07.674	+ 0.483	11:27:55.910				
<b>69</b>	<b>Peter BURTON</b> TGA Jaguar Mk1						
1 -	1:15.187	+ 9.869	11:20:26.259	8 -	1:05.463	+ 0.145	11:28:16.255
2 -	1:07.897	+ 2.579	11:21:34.156	9 -	1:06.471	+ 1.153	11:29:22.726
3 -	1:05.865	+ 0.547	11:22:40.021	10 -	1:06.407	+ 1.089	11:30:29.133
4 -	1:06.844	+ 1.526	11:23:46.865	11 -	<b>1:05.318</b>		<b>11:31:34.451</b>
5 -	1:08.388	+ 3.070	11:24:55.253	12 -	1:05.575	+ 0.257	11:32:40.026
6 -	1:10.136	+ 4.818	11:26:05.389	13 -	1:06.260	+ 0.942	11:33:46.286
7 -	1:05.403	+ 0.085	11:27:10.792	14 -	1:43.033 P	+ 37.715	11:35:29.319
<b>76</b>	<b>Andrew DAVENALL</b> TGA Austin Westminster A105						
1 -	1:14.736	+ 7.340	11:21:04.066	8 -	1:07.813	+ 0.417	11:29:07.681
2 -	1:09.409	+ 2.013	11:22:13.475	9 -	1:08.350	+ 0.954	11:30:16.031
3 -	1:12.768	+ 5.372	11:23:26.243	10 -	1:07.833	+ 0.437	11:31:23.864
4 -	1:08.549	+ 1.153	11:24:34.792	11 -	<b>1:07.396</b>		<b>11:32:31.260</b>
5 -	1:08.725	+ 1.329	11:25:43.517	12 -	1:10.751	+ 3.355	11:33:42.011
6 -	1:07.705	+ 0.309	11:26:51.222	13 -	1:09.234	+ 1.838	11:34:51.245
7 -	1:08.646	+ 1.250	11:27:59.868				
<b>90</b>	<b>Stephen CHASE</b> TGS Austin A40						
1 -	1:18.947	+ 11.299	11:20:46.274	8 -	1:08.861	+ 1.213	11:28:46.793
2 -	1:10.793	+ 3.145	11:21:57.067	9 -	1:09.840	+ 2.192	11:29:56.633
3 -	1:08.829	+ 1.181	11:23:05.896	10 -	1:10.773	+ 3.125	11:31:07.406
4 -	1:08.419	+ 0.771	11:24:14.315	11 -	1:12.112	+ 4.464	11:32:19.518
5 -	1:08.265	+ 0.617	11:25:22.580	12 -	1:08.263	+ 0.615	11:33:27.781
6 -	<b>1:07.648</b>		<b>11:26:30.228</b>	13 -	1:09.050	+ 1.402	11:34:36.831

Car 5 transponder not working please rectify for race

Weather / Track : Sunny / Dry

Brands Hatch Indy  
Circuit Length = 1.1986 miles  
Start: 11:18 End: 11:35

# HRDC Touring Greats

## QUALIFYING - RACE 7 - LAP ANALYSIS

7 -	1:07.704	+ 0.056	11:27:37.932				
<b>91</b>	<b>Chris WHELAN</b>			TGC Alfa Romeo Giulietta Ti			
1 -	1:21.337	+ 5.805	11:20:51.564	3 -	1:20.467	+ 4.935	11:23:27.563
2 -	<b>1:15.532</b>		<b>11:22:07.096</b>	4 -	4:44.096 P	+ 3:28.564	11:28:11.659

Car 5 transponder not working please rectify for race

Weather / Track : Sunny / Dry

Brands Hatch Indy  
Circuit Length = 1.1986 miles  
Start: 11:18 End: 11:35

# HRDC Touring Greats

## RACE 7 - GRID

ROW 16		1:16.441 8 Steve ASHBY	
ROW 15	1:13.677 58 Victoria BEEVER		1:15.532 91 Chris WHELAN
ROW 14		1:11.880 47 George SHACKLETON	1:12.191 51 Ian KELLETT
ROW 13	1:09.111 50 Peter BLANCHETT		1:11.621 3 Stewart IMBER
ROW 12		1:07.758 60 Michael PEET	1:08.566 5 Ding BOSTON Please fit working transponder for race
ROW 11	1:07.632 24 Bruce CHAPMAN		1:07.648 90 Stephen CHASE
ROW 10		1:07.396 76 Andrew DAVENALL	1:07.549 33 Jason KENNEDY
ROW 9	1:06.217 21 Jim WOODLEY		1:07.191 68 Gavin WATSON
ROW 8		1:05.493 28 David GRIFFITHS	1:05.657 12 Richard FRANKEL
ROW 7	1:05.048 22 Tom HARRIS		1:05.318 69 Peter BURTON
ROW 6		1:04.824 1 James TURNER	1:05.002 4 William LYNCH
ROW 5	1:03.806 55 Alistair DYSON		1:04.798 2 Stephan MILES
ROW 4		1:03.081 23 Malcolm HARRISON	1:03.122 61 Nigel WEBB
ROW 3	1:02.408 29 Shaun RAINFORD		1:02.976 48 Richard BUTTERFIELD
ROW 2		1:02.243 30 Matthew MOORE	1:02.249 7 Nick NAISMITH
ROW 1	1:01.400 9 Mark DANIELL		1:02.111 15 John BURTON
<b>Pole</b>			

Brands Hatch Indy  
Circuit Length = 1.1986 miles

**These results are provisional until the conclusion of any judicial and technical matters.**

Clerk of Course :		Timekeeper :
-------------------	--	--------------

# HRDC Touring Greats

## RACE 7 - CLASSIFICATION

POS	NO	CL	NAME	ENTRY	LAPS	TIME	GAP	DIFF	MPH	BEST	ON
1	9	TGS	Mark DANIELL	Austin A40	29	30:58.018			67.34	1:01.236	9
2	15	TGXk	John BURTON	Jaguar XK120 FHC	29	31:06.462	8.444	8.444	67.04	1:02.354	9
3	61	TGA	Nigel WEBB	Jaguar Mk1	29	31:07.405	9.387	0.943	67.01	1:02.132	7
4	7	TGB	Nick NAISMITH	Austin Westminster A95	29	31:37.811	39.793	30.406	65.93	1:02.099	9
5	4	TGS	William LYNCH	Austin A35	29	31:44.595	46.577	6.784	65.70	1:01.954	5
6	1	TGB	James TURNER	Ford Zodiac Mk2	28	31:13.404	1 lap	1 lap	64.49	1:04.279	5
7	29	TGB	Shaun RAINFORD	Volvo PV544	28	31:31.223	1 lap	17.819	63.88	1:02.743	7
8	12	TGC	Richard FRANKEL	Alfa Romeo Giulietta Ti	28	31:35.378	1 lap	4.155	63.74	1:05.171	27
9	28	TGB	David GRIFFITHS	Standard Vanguard II	28	31:35.935	1 lap	0.557	63.72	1:05.338	3
10	69	TGA	Peter BURTON	Jaguar Mk1	28	31:36.333	1 lap	0.398	63.71	1:04.376	9
11	23	TGB	Malcolm HARRISON	Volvo Amazon	28	31:49.628	1 lap	13.295	63.26	1:03.385	7
12	2	TGS	Stephan MILES	Austin A40	28	32:02.135	1 lap	12.507	62.85	1:04.569	5
13	76	TGA	Andrew DAVENALL	Austin Westminster A105	27	31:12.259	2 laps	1 lap	62.22	1:07.233	9
14	33	TGB	Jason KENNEDY	Lanica Aurelia B20 GT	27	31:16.558	2 laps	4.299	62.08	1:06.935	27
15	60	TGC	Michael PEET	Sunbeam Rapier	27	31:17.258	2 laps	0.700	62.06	1:06.748	5
16	68	TGC	Gavin WATSON	Borgward Isabella TS	27	31:24.386	2 laps	7.128	61.82	1:07.072	27
17	24	TGB	Bruce CHAPMAN	MG Magnette	27	31:26.889	2 laps	2.503	61.74	1:06.686	9
18	90	TGS	Stephen CHASE	Austin A40	27	31:44.415	2 laps	17.526	61.17	1:07.322	6
19	22	TGA	Tom HARRIS	Jaguar Mk7	27	31:56.933	2 laps	12.518	60.77	1:08.157	21
20	5	TGC	Ding BOSTON	Riley 1.5	26	31:16.788	3 laps	1 lap	59.77	1:08.391	23
21	51	TGB	Ian KELLETT	Standard Vanguard III	26	31:54.585	3 laps	37.797	58.59	1:10.169	6
22	3	TGA	Stewart IMBER	Mercedes-Benz 220S	26	32:13.679	3 laps	19.094	58.01	1:10.430	3
23	47	TGB	George SHACKLETON	Hillman Minx Alexander	26	32:17.576	3 laps	3.897	57.90	1:11.522	6
24	58	TGB	Victoria BEEVER	Rover 105S	25	31:45.431	4 laps	1 lap	56.61	1:13.643	24
25	8	TGA	Steve ASHBY	Humber Super Snipe	25	32:10.124	4 laps	24.693	55.89	1:14.837	25

### NOT CLASSIFIED

DNF	48	TGA	Richard BUTTERFIELD	Jaguar Mk1	9	9:36.207	20 laps	16 laps	67.39	1:02.301	5
DNF	55	TGB	Alistair DYSON	Ford Zephyr Mk2	9	9:44.687	20 laps	8.480	66.42	1:02.853	5
DNF	21	TGA	Jim WOODLEY	Austin Westminster A105	9	23:08.645	20 laps	13:23.958	27.96	1:06.703	5
DNF	30	TGS	Matthew MOORE	Austin A40	2	2:19.342	27 laps	7 laps	61.93	1:04.268	2
DNF	50	TGB	Peter BLANCHETT	Austin A50	2	18:41.870	27 laps	16:22.528	7.69		

### FASTEST LAP

9	TGS	Mark DANIELL	Austin A40	9	1:01.236	70.46 mph	113.40 kph
7	TGB	Nick NAISMITH	Austin Westminster A95	9	1:02.099	69.48 mph	111.82 kph
61	TGA	Nigel WEBB	Jaguar Mk1	7	1:02.132	69.44 mph	111.76 kph
15	TGXk	John BURTON	Jaguar XK120 FHC	9	1:02.354	69.20 mph	111.37 kph
12	TGC	Richard FRANKEL	Alfa Romeo Giulietta Ti	27	1:05.171	66.21 mph	106.55 kph

Weather / Track : Sunny / Dry

These results are provisional until the conclusion of any judicial and technical matters.

Brands Hatch Indy

Circuit Length = 1.1986 miles

Start: 16:04 End: 16:36

Clerk of Course :

Timekeeper :

# HRDC Touring Greats

## RACE 7 - LAP CHART

Lap 1			Lap 2			Lap 3			Lap 4			Lap 5		
No	Behind	Laptime	No	Behind	Laptime	No	Behind	Laptime	No	Behind	Laptime	No	Behind	Laptime
29		1:08.982	9		1:02.160	9		1:01.898	9		1:01.375	9		1:02.974
9	0.737	1:09.719	29	0.205	1:03.102	15	2.297	1:03.218	15	4.082	1:03.160	8	1 LAP	1:15.868
7	1.418	1:10.400	15	0.977	1:02.441	7	3.307	1:03.784	7	4.376	1:02.444	58	1 LAP	1:16.275
15	1.433	1:10.415	7	1.421	1:02.900	61	4.427	1:03.828	48	6.023	1:02.805	15	4.097	1:02.989
48	2.481	1:11.463	48	2.137	1:02.553	48	4.593	1:04.354	61	6.078	1:03.026	7	4.245	1:02.843
61	2.627	1:11.609	61	2.497	1:02.767	4	7.093	1:03.640	4	8.610	1:02.892	48	5.350	1:02.301
4	4.170	1:13.152	4	5.351	1:04.078	55	7.738	1:04.096	55	9.810	1:03.447	61	5.535	1:02.431
55	4.709	1:13.691	55	5.540	1:03.728	23	10.527	1:05.539	23	12.984	1:03.832	4	7.590	1:01.954
23	5.741	1:14.723	23	6.886	1:04.042	1	13.407	1:05.708	1	17.616	1:05.584	55	9.689	1:02.853
30	6.092	1:15.074	30	7.463	1:04.268	2	13.967	1:05.201	2	18.046	1:05.454	23	13.401	1:03.391
1	7.155	1:16.137	1	9.597	1:05.339	69	16.127	1:05.820	69	20.375	1:05.623	1	18.921	1:04.279
2	8.167	1:17.149	2	10.664	1:05.394	28	18.013	1:05.338	28	22.345	1:05.707	2	19.641	1:04.569
69	8.235	1:17.217	69	12.205	1:06.867	21	22.780	1:08.664	21	29.377	1:07.972	69	22.196	1:04.795
21	9.884	1:18.866	28	14.573	1:06.290	76	23.501	1:08.847	12	30.281	1:07.277	28	25.527	1:06.156
12	10.829	1:19.811	21	16.014	1:09.027	12	24.379	1:08.994	76	30.398	1:08.272	21	33.106	1:06.703
28	11.180	1:20.162	76	16.552	1:07.781	33	24.709	1:09.357	33	30.845	1:07.511	12	33.907	1:06.600
76	11.668	1:20.650	33	17.250	1:07.246	24	25.972	1:08.534	24	31.746	1:07.149	29	34.675	1:05.218
33	12.901	1:21.883	12	17.283	1:09.351	68	26.095	1:09.146	29	32.431	1:05.248	76	35.899	1:08.475
68	13.870	1:22.852	68	18.847	1:07.874	90	28.030	1:08.878	68	34.877	1:10.157	33	36.598	1:08.727
90	14.616	1:23.598	24	19.336	1:07.444	29	28.558	1:30.251	60	36.559	1:08.977	24	37.078	1:08.306
24	14.789	1:23.771	90	21.050	1:09.331	60	28.957	1:09.506	90	37.327	1:10.672	68	40.140	1:08.237
60	16.425	1:25.407	60	21.349	1:07.821	3	34.849	1:10.430	3	44.638	1:11.164	60	40.333	1:06.748
47	17.544	1:26.526	3	26.317	1:11.212	51	37.206	1:11.186	51	47.676	1:11.845	90	42.279	1:07.926
3	18.002	1:26.984	51	27.918	1:12.331	5	37.967	1:11.420	5	48.173	1:11.581	3	52.289	1:10.625
50	18.244	1:27.226	47	27.993	1:13.346	47	39.722	1:13.627	47	50.333	1:11.986	5	55.493	1:10.294
51	18.484	1:27.466	5	28.445	1:11.051	8	50.697	1:16.372	22	59.957	1:08.615	51	56.502	1:11.800
5	20.291	1:29.273	8	36.223	1:16.602	58	51.392	1:16.400				47	59.889	1:12.530
8	22.518	1:31.500	58	36.890	1:16.574	22	52.717	1:10.127						
58	23.213	1:32.195	22	44.488	1:09.115									
22	38.270	1:47.252												

Weather / Track : Sunny / Dry

Brands Hatch Indy  
 Circuit Length = 1.1986 miles  
 Start: 16:04 End: 16:36

# HRDC Touring Greats

## RACE 7 - LAP CHART

Lap 6			Lap 7			Lap 8			Lap 9			Lap 10		
No	Behind	Laptime	No	Behind	Laptime	No	Behind	Laptime	No	Behind	Laptime	No	Behind	Laptime
9		1:01.656	9		1:02.062	9		1:02.172	9		1:01.236	9		1:03.754
22	1 LAP	1:08.740	3	1 LAP	1:11.430	7	7.449	1:03.492	7	8.312	1:02.099	60	1 LAP	1:08.514
7	5.946	1:03.357	5	1 LAP	1:08.745	15	7.771	1:03.165	15	8.889	1:02.354	68	1 LAP	1:08.624
15	6.108	1:03.667	51	1 LAP	1:10.169	61	8.142	1:03.104	61	9.674	1:02.768	90	1 LAP	1:09.104
61	7.140	1:03.261	7	6.129	1:02.245	3	1 LAP	1:11.481	48	10.955	1:02.720	7	8.207	1:03.649
48	7.162	1:03.468	15	6.778	1:02.732	48	9.471	1:03.118	4	11.670	1:02.442	15	8.500	1:03.365
4	9.103	1:03.169	61	7.210	1:02.132	5	1 LAP	1:11.739	55	19.435	1:04.773	61	8.554	1:02.634
55	12.203	1:04.170	47	1 LAP	1:11.522	4	10.464	1:03.510	3	1 LAP	1:13.503	4	10.071	1:02.155
23	16.461	1:04.716	48	8.525	1:03.425	51	1 LAP	1:13.309	5	1 LAP	1:13.485	3	1 LAP	1:14.410
8	1 LAP	1:16.550	4	9.126	1:02.085	55	15.898	1:04.489	51	1 LAP	1:10.892	22	1 LAP	1:15.400
58	1 LAP	1:16.974	22	1 LAP	1:10.784	47	1 LAP	1:12.726	22	1 LAP	1:08.171	5	1 LAP	1:19.423
1	21.610	1:04.345	55	13.581	1:03.440	22	1 LAP	1:08.354	23	29.814	1:07.569	23	38.012	1:11.952
2	23.152	1:05.167	23	17.784	1:03.385	23	23.481	1:07.869	47	1 LAP	1:13.243	51	1 LAP	1:18.691
69	25.082	1:04.542	1	27.342	1:07.794	1	30.265	1:05.095	1	34.005	1:04.976	1	40.711	1:10.460
28	30.204	1:06.333	69	29.583	1:06.563	69	32.716	1:05.305	69	35.856	1:04.376	47	1 LAP	1:19.507
29	36.814	1:03.795	2	29.818	1:08.728	2	34.128	1:06.482	2	38.480	1:05.588	69	46.480	1:14.378
12	39.645	1:07.394	8	1 LAP	1:16.606	28	38.639	1:06.101	29	42.693	1:04.374	2	46.944	1:12.218
21	41.418	1:09.968	58	1 LAP	1:15.814	29	39.555	1:04.232	28	43.971	1:06.568	28	53.810	1:13.593
76	41.817	1:07.574	28	34.710	1:06.568	8	1 LAP	1:15.210	12	51.961	1:06.634	12	59.216	1:11.009
33	42.390	1:07.448	29	37.495	1:02.743	58	1 LAP	1:15.460	8	1 LAP	1:15.530	29	1:05.405	1:26.466
24	44.292	1:08.870	12	43.253	1:05.670	12	46.563	1:05.482	58	1 LAP	1:14.637	33	1:12.609	1:15.121
60	46.547	1:07.870	21	48.056	1:08.700	33	54.605	1:07.725	33	1:01.242	1:07.873			
68	47.421	1:08.937	76	48.679	1:08.924	76	55.817	1:09.310	76	1:01.814	1:07.233			
90	47.945	1:07.322	33	49.052	1:08.724	24	57.685	1:10.703	24	1:03.135	1:06.686			
			24	49.154	1:06.924	21	58.031	1:12.147						
			60	52.078	1:07.593	60	58.514	1:08.608						
			68	53.294	1:07.935	68	59.890	1:08.768						
			90	53.456	1:07.573	90	1:00.035	1:08.751						

Weather / Track : Sunny / Dry

Brands Hatch Indy  
 Circuit Length = 1.1986 miles  
 Start: 16:04 End: 16:36

# HRDC Touring Greats

## RACE 7 - LAP CHART

Lap 11			Lap 12			Lap 13			Lap 14			Lap 15		
No	Behind	Laptime	No	Behind	Laptime	No	Behind	Laptime	No	Behind	Laptime	No	Behind	Laptime
9		1:13.152	9		1:04.818	9		1:03.513	9		1:03.231	9		1:06.067
76	1 LAP	1:15.302	33	1 LAP	1:08.602	29	1 LAP	1:08.448	47	2 LAPS	1:14.285	2	1 LAP	1:11.129
58	2 LAPS	1:18.882	76	1 LAP	1:09.229	33	1 LAP	1:08.025	29	1 LAP	1:11.136	12	1 LAP	1:08.017
24	1 LAP	1:16.467	15	6.106	1:06.916	15	8.024	1:05.431	15	9.730	1:04.937	28	1 LAP	1:11.397
8	2 LAPS	1:21.401	7	8.284	1:09.101	7	8.973	1:04.202	7	10.418	1:04.676	3	2 LAPS	1:15.830
60	1 LAP	1:14.829	61	8.977	1:09.083	61	9.306	1:03.842	61	11.972	1:05.897	5	2 LAPS	1:15.541
7	4.001	1:08.946	4	10.508	1:10.074	4	11.934	1:04.939	4	13.820	1:05.117	51	2 LAPS	1:12.315
15	4.008	1:08.660	24	1 LAP	1:14.484	76	1 LAP	1:11.035	33	1 LAP	1:10.085	15	8.796	1:05.133
61	4.712	1:09.310	60	1 LAP	1:14.280	24	1 LAP	1:08.543	76	1 LAP	1:08.348	7	9.803	1:05.452
90	1 LAP	1:13.961	90	1 LAP	1:13.254	60	1 LAP	1:09.176	60	1 LAP	1:09.221	61	11.967	1:06.062
4	5.252	1:08.333	58	2 LAPS	1:17.410	90	1 LAP	1:09.317	24	1 LAP	1:11.093	4	13.636	1:05.883
68	1 LAP	1:15.903	68	1 LAP	1:13.659	68	1 LAP	1:09.786	90	1 LAP	1:10.153	29	1 LAP	1:11.117
3	1 LAP	1:16.131	8	2 LAPS	1:19.394	58	2 LAPS	1:15.743	68	1 LAP	1:09.128	33	1 LAP	1:08.132
23	35.318	1:10.458	23	40.344	1:09.844	8	2 LAPS	1:16.845	58	2 LAPS	1:14.789	76	1 LAP	1:08.181
22	1 LAP	1:12.637	1	40.928	1:08.368	1	44.744	1:07.329	8	2 LAPS	1:17.019	47	2 LAPS	1:16.735
1	37.378	1:09.819	22	1 LAP	1:11.322	23	46.623	1:09.792	1	47.576	1:06.063	60	1 LAP	1:08.239
5	1 LAP	1:14.699	3	1 LAP	1:15.508	22	1 LAP	1:08.379	23	52.391	1:08.999	24	1 LAP	1:09.718
51	1 LAP	1:15.754	5	1 LAP	1:12.354	3	1 LAP	1:13.655	22	1 LAP	1:09.240	90	1 LAP	1:09.803
69	46.548	1:13.220	51	1 LAP	1:15.237	5	1 LAP	1:13.472	69	1:05.185	1:10.589	68	1 LAP	1:09.426
2	47.436	1:13.644	69	52.239	1:10.509	69	57.827	1:09.101				58	2 LAPS	1:14.420
47	1 LAP	1:17.124	2	53.062	1:10.444	2	59.481	1:09.932				1	48.233	1:06.724
28	50.422	1:09.764	28	55.100	1:09.496	28	59.550	1:07.963				23	55.127	1:08.803
12	55.286	1:09.222	12	58.548	1:08.080	12	1:02.596	1:07.561				8	2 LAPS	1:16.460
29	1:01.227	1:08.974	47	1 LAP	1:16.096	51	1 LAP	1:15.027				22	1 LAP	1:09.143

Weather / Track : Sunny / Dry

Brands Hatch Indy  
 Circuit Length = 1.1986 miles  
 Start: 16:04 End: 16:36



# HRDC Touring Greats

## RACE 7 - LAP CHART

Lap 16			Lap 17			Lap 18			Lap 19			Lap 20		
No	Behind	Laptime	No	Behind	Laptime	No	Behind	Laptime	No	Behind	Laptime	No	Behind	Laptime
9		1:03.436	9		1:04.094	9		1:04.624	9		1:03.529	9		1:03.873
69	1 LAP	1:07.604	8	3 LAPS	1:17.452	23	1 LAP	1:10.218	23	1 LAP	1:08.761	23	1 LAP	1:07.524
12	1 LAP	1:07.258	69	1 LAP	1:07.445	58	3 LAPS	1:14.788	22	2 LAPS	1:08.863	15	11.193	1:04.059
28	1 LAP	1:08.400	12	1 LAP	1:06.395	22	2 LAPS	1:10.359	15	11.007	1:04.261	22	2 LAPS	1:08.452
2	1 LAP	1:10.248	28	1 LAP	1:06.647	69	1 LAP	1:08.005	58	3 LAPS	1:14.016	61	15.578	1:04.495
15	10.254	1:04.894	15	10.281	1:04.121	15	10.275	1:04.618	12	1 LAP	1:06.832	7	17.110	1:05.247
7	12.054	1:05.687	7	12.693	1:04.733	12	1 LAP	1:07.704	61	14.956	1:05.043	12	1 LAP	1:07.655
61	13.540	1:05.009	2	1 LAP	1:08.916	28	1 LAP	1:06.682	7	15.736	1:06.457	4	18.448	1:04.344
3	2 LAPS	1:15.032	61	13.716	1:04.270	7	12.808	1:04.739	28	1 LAP	1:09.201	28	1 LAP	1:06.471
5	2 LAPS	1:15.437	4	18.545	1:06.821	61	13.442	1:04.350	69	1 LAP	1:10.887	69	1 LAP	1:06.201
4	15.818	1:05.618	29	1 LAP	1:06.953	4	17.845	1:03.924	4	17.977	1:03.661	29	1 LAP	1:05.055
51	2 LAPS	1:13.674	3	2 LAPS	1:13.369	2	1 LAP	1:10.458	29	1 LAP	1:05.256	58	3 LAPS	1:16.415
29	1 LAP	1:06.096	5	2 LAPS	1:12.829	8	3 LAPS	1:17.982	2	1 LAP	1:12.057	2	1 LAP	1:07.436
33	1 LAP	1:08.228	51	2 LAPS	1:12.424	29	1 LAP	1:05.041	8	3 LAPS	1:16.389	5	2 LAPS	1:10.399
76	1 LAP	1:07.653	76	1 LAP	1:09.419	5	2 LAPS	1:10.470	5	2 LAPS	1:10.159	8	3 LAPS	1:16.321
47	2 LAPS	1:13.333	50	15 LAPS	17:14.644	3	2 LAPS	1:13.197	76	1 LAP	1:10.412	76	1 LAP	1:08.707
24	1 LAP	1:07.116	24	1 LAP	1:08.752	51	2 LAPS	1:12.269	3	2 LAPS	1:13.730	3	2 LAPS	1:12.771
60	1 LAP	1:09.034	60	1 LAP	1:09.392	76	1 LAP	1:08.580	51	2 LAPS	1:13.648	24	1 LAP	1:09.661
90	1 LAP	1:09.228	47	2 LAPS	1:13.612	24	1 LAP	1:08.930	24	1 LAP	1:07.593	51	2 LAPS	1:12.938
68	1 LAP	1:09.350	33	1 LAP	1:22.587	60	1 LAP	1:09.183	60	1 LAP	1:08.694	60	1 LAP	1:08.407
1	51.706	1:06.909	90	1 LAP	1:10.089	33	1 LAP	1:08.525	33	1 LAP	1:08.103	33	1 LAP	1:08.873
58	2 LAPS	1:14.592	68	1 LAP	1:09.668	68	1 LAP	1:08.406	68	1 LAP	1:07.828	68	1 LAP	1:08.131
23	1:00.214	1:08.523	1	53.678	1:06.066	47	2 LAPS	1:12.036	90	1 LAP	1:09.830	90	1 LAP	1:10.260
22	1 LAP	1:09.664				90	1 LAP	1:10.341	47	2 LAPS	1:11.670	1	1:02.156	1:06.954
						1	55.694	1:06.640	1	59.075	1:06.910	47	2 LAPS	1:12.258

Weather / Track : Sunny / Dry

Brands Hatch Indy  
 Circuit Length = 1.1986 miles  
 Start: 16:04 End: 16:36

# HRDC Touring Greats

## RACE 7 - LAP CHART

Lap 21			Lap 22			Lap 23			Lap 24			Lap 25		
No	Behind	Laptime	No	Behind	Laptime	No	Behind	Laptime	No	Behind	Laptime	No	Behind	Laptime
9		1:03.831	9		1:04.500	9		1:04.429	9		1:04.378	9		1:03.722
15	11.932	1:04.570	1	1 LAP	1:06.735	68	2 LAPS	1:10.007	60	2 LAPS	1:08.169	5	3 LAPS	1:09.604
23	1 LAP	1:08.323	90	2 LAPS	1:10.746	8	4 LAPS	1:17.394	33	2 LAPS	1:07.477	58	4 LAPS	1:15.814
61	16.438	1:04.691	47	3 LAPS	1:12.482	1	1 LAP	1:08.725	24	2 LAPS	1:09.441	60	2 LAPS	1:07.425
4	19.646	1:05.029	15	11.324	1:03.892	51	3 LAPS	1:12.279	68	2 LAPS	1:08.815	33	2 LAPS	1:07.234
7	20.652	1:07.373	61	15.638	1:03.700	3	3 LAPS	1:13.323	1	1 LAP	1:06.308	24	2 LAPS	1:07.547
12	1 LAP	1:08.387	4	18.056	1:02.910	90	2 LAPS	1:09.235	15	11.355	1:03.825	1	1 LAP	1:05.667
28	1 LAP	1:06.785	23	1 LAP	1:07.847	15	11.908	1:05.013	61	14.270	1:04.664	68	2 LAPS	1:08.906
22	2 LAPS	1:11.419	7	20.468	1:04.316	61	13.984	1:02.775	51	3 LAPS	1:12.745	15	11.113	1:03.480
69	1 LAP	1:07.416	12	1 LAP	1:05.345	47	3 LAPS	1:12.789	90	2 LAPS	1:12.188	61	13.904	1:03.356
29	1 LAP	1:04.831	28	1 LAP	1:05.630	4	16.733	1:03.106	4	15.112	1:02.757	4	15.132	1:03.742
2	1 LAP	1:08.540	69	1 LAP	1:05.494	23	1 LAP	1:06.692	8	4 LAPS	1:15.949	90	2 LAPS	1:09.721
58	3 LAPS	1:14.053	29	1 LAP	1:05.168	7	20.710	1:04.671	3	3 LAPS	1:14.203	51	3 LAPS	1:11.640
21	12 LAPS	13:46.598	22	2 LAPS	1:08.956	12	1 LAP	1:05.438	7	21.356	1:05.024	7	23.240	1:05.606
5	2 LAPS	1:09.201	2	1 LAP	1:07.691	28	1 LAP	1:05.566	47	3 LAPS	1:11.894	3	3 LAPS	1:12.598
76	1 LAP	1:08.587	58	3 LAPS	1:14.242	29	1 LAP	1:04.602	23	1 LAP	1:07.665	29	1 LAP	1:05.568
8	3 LAPS	1:15.680	76	1 LAP	1:08.040	69	1 LAP	1:05.578	29	1 LAP	1:03.877	8	4 LAPS	1:15.266
60	1 LAP	1:09.498	5	2 LAPS	1:09.279	22	2 LAPS	1:08.157	12	1 LAP	1:06.480	12	1 LAP	1:06.889
33	1 LAP	1:09.023	60	1 LAP	1:08.444	2	1 LAP	1:08.098	28	1 LAP	1:06.049	28	1 LAP	1:07.209
24	1 LAP	1:12.322	33	1 LAP	1:09.349	58	3 LAPS	1:14.021	69	1 LAP	1:05.643	23	1 LAP	1:09.963
68	1 LAP	1:09.334	24	1 LAP	1:08.539	76	1 LAP	1:08.037	22	2 LAPS	1:08.981	69	1 LAP	1:07.571
3	2 LAPS	1:14.926				5	2 LAPS	1:10.366	2	1 LAP	1:07.466	47	3 LAPS	1:13.288
51	2 LAPS	1:15.395							76	1 LAP	1:08.778	22	2 LAPS	1:09.392
												2	1 LAP	1:07.270

Weather / Track : Sunny / Dry

Brands Hatch Indy  
 Circuit Length = 1.1986 miles  
 Start: 16:04 End: 16:36

# HRDC Touring Greats

## RACE 7 - LAP CHART

Lap 26			Lap 27			Lap 28			Lap 29		
No	Behind	Laptime	No	Behind	Laptime	No	Behind	Laptime	No	Behind	Laptime
9		1:03.512	9		1:03.794	9		1:04.921	9		1:05.588
76	2 LAPS	1:09.539	76	2 LAPS	1:07.905	15	10.471	1:03.435	15	8.444	1:03.561
5	3 LAPS	1:08.391	5	3 LAPS	1:08.882	61	11.015	1:03.513	61	9.387	1:03.960
60	2 LAPS	1:08.074	15	11.957	1:03.511	76	2 LAPS	1:09.698	76	2 LAPS	1:07.743
33	2 LAPS	1:07.453	61	12.423	1:03.177	5	3 LAPS	1:09.493	1	1 LAP	1:05.076
1	1 LAP	1:05.946	60	2 LAPS	1:07.933	1	1 LAP	1:05.710	33	2 LAPS	1:06.935
15	12.240	1:04.639	33	2 LAPS	1:09.021	60	2 LAPS	1:07.390	5	3 LAPS	1:09.201
61	13.040	1:02.648	1	1 LAP	1:07.738	33	2 LAPS	1:07.291	60	2 LAPS	1:08.826
24	2 LAPS	1:10.219	24	2 LAPS	1:08.541	68	2 LAPS	1:07.916	68	2 LAPS	1:07.072
58	4 LAPS	1:16.716	68	2 LAPS	1:08.705	24	2 LAPS	1:11.013	24	2 LAPS	1:08.523
68	2 LAPS	1:09.816	58	4 LAPS	1:13.694	29	1 LAP	1:05.051	29	1 LAP	1:06.364
7	25.679	1:05.951	4	30.938	1:08.228	58	4 LAPS	1:13.643	12	1 LAP	1:06.951
4	26.504	1:14.884	29	1 LAP	1:06.602	12	1 LAP	1:05.171	28	1 LAP	1:05.413
90	2 LAPS	1:10.042	12	1 LAP	1:07.210	4	37.143	1:11.126	69	1 LAP	1:05.522
29	1 LAP	1:06.673	90	2 LAPS	1:12.146	28	1 LAP	1:06.711	7	39.793	1:06.023
12	1 LAP	1:06.561	28	1 LAP	1:07.384	69	1 LAP	1:06.624	90	2 LAPS	1:10.422
28	1 LAP	1:06.351	69	1 LAP	1:07.459	7	39.358	1:07.189	4	46.577	1:15.022
69	1 LAP	1:05.979	7	37.090	1:15.205	90	2 LAPS	1:10.524	58	4 LAPS	1:17.864
51	3 LAPS	1:13.811	23	1 LAP	1:10.232	23	1 LAP	1:08.571	23	1 LAP	1:10.977
23	1 LAP	1:09.418	51	3 LAPS	1:13.715	51	3 LAPS	1:11.590	51	3 LAPS	1:12.435
3	3 LAPS	1:15.582	3	3 LAPS	1:15.845	22	2 LAPS	1:08.819	22	2 LAPS	1:08.286
8	4 LAPS	1:15.676	8	4 LAPS	1:15.124	2	1 LAP	1:10.282	2	1 LAP	1:07.700
47	3 LAPS	1:11.550	22	2 LAPS	1:09.267	8	4 LAPS	1:16.697	8	4 LAPS	1:14.837
22	2 LAPS	1:09.039	47	3 LAPS	1:17.519	3	3 LAPS	1:18.379	3	3 LAPS	1:18.361
2	1 LAP	1:07.835	2	1 LAP	1:07.039	47	3 LAPS	1:16.219	47	3 LAPS	1:19.673

Weather / Track : Sunny / Dry

Brands Hatch Indy  
Circuit Length = 1.1986 miles  
Start: 16:04 End: 16:36

# Pete Best Insurance Challenge

## QUALIFYING - RACE 11 - CLASSIFICATION

POS	NO	CL	NAME	ENTRY	TIME	ON	LAPS	GAP	DIFF	MPH
1	70	C	Dan LUDLOW	MG ZR	55.253	15	16			78.09
2	1	C	Ollie NEAVES	MG B Roadster	55.780	6	15	0.527	0.527	77.35
3	7	C	Blaine NEAVES	MG B Roadster	56.216	15	16	0.963	0.436	76.75
4	46	B	Simon CRIPPS	MGB Roadster	56.426	11	13	1.173	0.210	76.47
5	3	C	Dan NEAVES	MG B Roadster	56.869	10	16	1.616	0.443	75.87
6	13	B	Peter BURCHILL	MG ZS	57.125	7	12	1.872	0.256	75.53
7	16	C	Nigel PRATT	MG Midget	57.609	12	16	2.356	0.484	74.90
8	77	C	Barry HOLMES	MG B GT V8'	57.664	8	16	2.411	0.055	74.83
9	55	C	Rob SPENCER	MG BGT V8	57.714	7	14	2.461	0.050	74.76
10	67	B	Andrew YOUNG	MG C GT	57.834	5	11	2.581	0.120	74.61
11	53	B	Kevin SWANN	MGB Roadster	59.492	9	15	4.239	1.658	72.53
12	18	A	Simon TINKLER	MG B GT	59.539	11	13	4.286	0.047	72.47
13	15	A	James WALPOLE	MG B Roadster	59.641	13	15	4.388	0.102	72.35
14	38	A	James DARBY	MG B GT	59.926	13	15	4.673	0.285	72.00
15	40	A	Clive JONES	MG B GT	1:00.470	14	15	5.217	0.544	71.35
16	71	F	John BINCZYK	MG F	1:00.602	13	15	5.349	0.132	71.20
17	37	A	Steve TYLER	MG Maestro	1:00.844	12	14	5.591	0.242	70.91
18	36	A	Nick ARDEN	MG Maestre EFI	1:00.894	9	13	5.641	0.050	70.86
19	59	B	Simon POLLEY	MG Midget	1:01.611	9	14	6.358	0.717	70.03
20	60	A	Michael PIGGOTT	MG B GT	1:02.699	8	10	7.446	1.088	68.82
21	23	A	Frank THOMPSON	MG B Roadster	1:09.263	2	4	14.010	6.564	62.29

Cars 18 and 23 please fit working transponders for the race

Brands Hatch Indy  
Circuit Length = 1.1986 miles  
Start: 10:00 End: 10:18

Weather / Track : Bright / Dry  
These results are provisional until the conclusion of any judicial and technical matters.

Clerk of Course :		Timekeeper :
-------------------	--	--------------

**Pete Best Insurance Challenge**  
**QUALIFYING - RACE 11 - LAP ANALYSIS**

<b>1</b>	<b>Ollie NEAVES</b>		C MG B Roadster				
1 -	1:02.476	+ 6.696	10:02:56.058	9 -	55.977	+ 0.197	10:10:29.104
2 -	57.690	+ 1.910	10:03:53.748	10 -	56.620	+ 0.840	10:11:25.724
3 -	56.806	+ 1.026	10:04:50.554	11 -	56.032	+ 0.252	10:12:21.756
4 -	57.548	+ 1.768	10:05:48.102	12 -	55.855	+ 0.075	10:13:17.611
5 -	56.403	+ 0.623	10:06:44.505	13 -	55.868	+ 0.088	10:14:13.479
6 -	<b>55.780</b>		<b>10:07:40.285</b>	14 -	56.070	+ 0.290	10:15:09.549
7 -	56.465	+ 0.685	10:08:36.750	15 -	1:33.443 P	+ 37.663	10:16:42.992
8 -	56.377	+ 0.597	10:09:33.127				
<b>3</b>	<b>Dan NEAVES</b>		C MG B Roadster				
1 -	1:12.817	+ 15.948	10:01:54.295	9 -	57.322	+ 0.453	10:09:42.679
2 -	1:03.024	+ 6.155	10:02:57.319	10 -	<b>56.869</b>		<b>10:10:39.548</b>
3 -	58.197	+ 1.328	10:03:55.516	11 -	57.142	+ 0.273	10:11:36.690
4 -	58.091	+ 1.222	10:04:53.607	12 -	57.197	+ 0.328	10:12:33.887
5 -	59.237	+ 2.368	10:05:52.844	13 -	58.772	+ 1.903	10:13:32.659
6 -	57.764	+ 0.895	10:06:50.608	14 -	57.097	+ 0.228	10:14:29.756
7 -	57.349	+ 0.480	10:07:47.957	15 -	56.996	+ 0.127	10:15:26.752
8 -	57.400	+ 0.531	10:08:45.357	16 -	1:03.207	+ 6.338	10:16:29.959
<b>7</b>	<b>Blaine NEAVES</b>		C MG B Roadster				
1 -	1:14.479	+ 18.263	10:01:54.920	9 -	57.480	+ 1.264	10:09:43.839
2 -	1:02.863	+ 6.647	10:02:57.783	10 -	56.815	+ 0.599	10:10:40.654
3 -	58.461	+ 2.245	10:03:56.244	11 -	57.085	+ 0.869	10:11:37.739
4 -	58.160	+ 1.944	10:04:54.404	12 -	56.520	+ 0.304	10:12:34.259
5 -	59.295	+ 3.079	10:05:53.699	13 -	57.765	+ 1.549	10:13:32.024
6 -	58.115	+ 1.899	10:06:51.814	14 -	56.640	+ 0.424	10:14:28.664
7 -	57.361	+ 1.145	10:07:49.175	15 -	<b>56.216</b>		<b>10:15:24.880</b>
8 -	57.184	+ 0.968	10:08:46.359	16 -	1:43.836 P	+ 47.620	10:17:08.716
<b>13</b>	<b>Peter BURCHILL</b>		B MG ZS				
1 -	1:03.528	+ 6.403	10:03:11.373	7 -	<b>57.125</b>		<b>10:08:59.489</b>
2 -	59.098	+ 1.973	10:04:10.471	8 -	1:17.139	+ 20.014	10:10:16.628
3 -	58.064	+ 0.939	10:05:08.535	9 -	3:04.554 P	+ 2:07.429	10:13:21.182
4 -	57.922	+ 0.797	10:06:06.457	10 -	1:03.733	+ 6.608	10:14:24.915
5 -	57.401	+ 0.276	10:07:03.858	11 -	57.585	+ 0.460	10:15:22.500
6 -	58.506	+ 1.381	10:08:02.364	12 -	58.269	+ 1.144	10:16:20.769
<b>15</b>	<b>James WALPOLE</b>		A MG B Roadster				
1 -	1:11.371	+ 11.730	10:01:55.569	9 -	1:00.531	+ 0.890	10:10:03.356
2 -	1:06.085	+ 6.444	10:03:01.654	10 -	1:00.106	+ 0.465	10:11:03.462
3 -	1:00.904	+ 1.263	10:04:02.558	11 -	59.846	+ 0.205	10:12:03.308
4 -	59.832	+ 0.191	10:05:02.390	12 -	1:00.031	+ 0.390	10:13:03.339
5 -	1:00.052	+ 0.411	10:06:02.442	13 -	<b>59.641</b>		<b>10:14:02.980</b>
6 -	59.970	+ 0.329	10:07:02.412	14 -	1:00.736	+ 1.095	10:15:03.716
7 -	1:00.068	+ 0.427	10:08:02.480	15 -	1:00.252	+ 0.611	10:16:03.968
8 -	1:00.345	+ 0.704	10:09:02.825				
<b>16</b>	<b>Nigel PRATT</b>		C MG Midget				
1 -	1:07.903	+ 10.294	10:01:42.526	9 -	59.023	+ 1.414	10:09:33.179
2 -	1:00.773	+ 3.164	10:02:43.299	10 -	58.357	+ 0.748	10:10:31.536
3 -	59.955	+ 2.346	10:03:43.254	11 -	58.523	+ 0.914	10:11:30.059
4 -	58.181	+ 0.572	10:04:41.435	12 -	<b>57.609</b>		<b>10:12:27.668</b>
5 -	58.450	+ 0.841	10:05:39.885	13 -	57.789	+ 0.180	10:13:25.457
6 -	58.176	+ 0.567	10:06:38.061	14 -	58.639	+ 1.030	10:14:24.096
7 -	58.254	+ 0.645	10:07:36.315	15 -	59.136	+ 1.527	10:15:23.232
8 -	57.841	+ 0.232	10:08:34.156	16 -	1:00.150	+ 2.541	10:16:23.382
<b>18</b>	<b>Simon TINKLER</b>		A MG B GT				
1 -	1:01.988	+ 2.449	10:04:17.306	8 -	1:00.141	+ 0.602	10:11:22.799
2 -	1:01.691	+ 2.152	10:05:18.997	9 -	59.875	+ 0.336	10:12:22.674
3 -	1:00.989	+ 1.450	10:06:19.986	10 -	59.670	+ 0.131	10:13:22.344

Cars 18 and 23 please fit working transponders for the race

Weather / Track : Bright / Dry

Brands Hatch Indy  
Circuit Length = 1.1986 miles  
Start: 10:00 End: 10:18

# Pete Best Insurance Challenge

## QUALIFYING - RACE 11 - LAP ANALYSIS

4 -	1:01.005	+ 1.466	10:07:20.991	11 -	<b>59.539</b>		<b>10:14:21.883</b>
5 -	1:00.731	+ 1.192	10:08:21.722	12 -	1:00.023	+ 0.484	10:15:21.906
6 -	1:05.607	+ 6.068	10:09:27.329	13 -	1:01.637	+ 2.098	10:16:23.543
7 -	55.329 D	+ -4.210	10:10:22.658				
<b>23</b>	<b>Frank THOMPSON</b>			A MG B Roadster			
1 -	1:14.091	+ 4.828	10:03:21.449	3 -	1:12.768	+ 3.505	10:05:43.480
2 -	<b>1:09.263</b>		<b>10:04:30.712</b>	4 -	5:15.380 P	+ 4:06.117	10:10:58.860
<b>36</b>	<b>Nick ARDEN</b>			A MG Maestre EFI			
1 -	1:06.219	+ 5.325	10:03:16.750	8 -	1:02.231	+ 1.337	10:10:29.561
2 -	1:03.017	+ 2.123	10:04:19.767	9 -	<b>1:00.894</b>		<b>10:11:30.455</b>
3 -	1:01.743	+ 0.849	10:05:21.510	10 -	1:02.862	+ 1.968	10:12:33.317
4 -	1:01.194	+ 0.300	10:06:22.704	11 -	1:04.764	+ 3.870	10:13:38.081
5 -	1:02.660	+ 1.766	10:07:25.364	12 -	1:06.398	+ 5.504	10:14:44.479
6 -	1:00.941	+ 0.047	10:08:26.305	13 -	1:00.963	+ 0.069	10:15:45.442
7 -	1:01.025	+ 0.131	10:09:27.330				
<b>37</b>	<b>Steve TYLER</b>			A MG Maestro			
1 -	1:14.749	+ 13.905	10:02:11.296	8 -	1:02.421	+ 1.577	10:09:33.292
2 -	1:06.896	+ 6.052	10:03:18.192	9 -	1:04.315	+ 3.471	10:10:37.607
3 -	1:01.870	+ 1.026	10:04:20.062	10 -	1:02.884	+ 2.040	10:11:40.491
4 -	1:03.143	+ 2.299	10:05:23.205	11 -	1:01.698	+ 0.854	10:12:42.189
5 -	1:04.771	+ 3.927	10:06:27.976	12 -	<b>1:00.844</b>		<b>10:13:43.033</b>
6 -	1:01.674	+ 0.830	10:07:29.650	13 -	1:02.185	+ 1.341	10:14:45.218
7 -	1:01.221	+ 0.377	10:08:30.871	14 -	1:00.920	+ 0.076	10:15:46.138
<b>38</b>	<b>James DARBY</b>			A MG B GT			
1 -	1:16.091	+ 16.165	10:02:01.180	9 -	1:00.665	+ 0.739	10:10:18.522
2 -	1:07.420	+ 7.494	10:03:08.600	10 -	1:01.752	+ 1.826	10:11:20.274
3 -	1:04.148	+ 4.222	10:04:12.748	11 -	1:00.344	+ 0.418	10:12:20.618
4 -	1:01.520	+ 1.594	10:05:14.268	12 -	1:00.565	+ 0.639	10:13:21.183
5 -	1:00.968	+ 1.042	10:06:15.236	13 -	<b>59.926</b>		<b>10:14:21.109</b>
6 -	1:00.780	+ 0.854	10:07:16.016	14 -	1:01.449	+ 1.523	10:15:22.558
7 -	1:00.796	+ 0.870	10:08:16.812	15 -	1:02.758	+ 2.832	10:16:25.316
8 -	1:01.045	+ 1.119	10:09:17.857				
<b>40</b>	<b>Clive JONES</b>			A MG B GT			
1 -	1:10.338	+ 9.868	10:01:45.898	9 -	1:00.593	+ 0.123	10:09:59.395
2 -	1:03.340	+ 2.870	10:02:49.238	10 -	1:01.225	+ 0.755	10:11:00.620
3 -	1:01.221	+ 0.751	10:03:50.459	11 -	1:01.033	+ 0.563	10:12:01.653
4 -	1:01.534	+ 1.064	10:04:51.993	12 -	1:02.661	+ 2.191	10:13:04.314
5 -	1:02.723	+ 2.253	10:05:54.716	13 -	1:00.706	+ 0.236	10:14:05.020
6 -	1:01.664	+ 1.194	10:06:56.380	14 -	<b>1:00.470</b>		<b>10:15:05.490</b>
7 -	1:00.880	+ 0.410	10:07:57.260	15 -	1:00.562	+ 0.092	10:16:06.052
8 -	1:01.542	+ 1.072	10:08:58.802				
<b>46</b>	<b>Simon CRIPPS</b>			B MGB Roadster			
1 -	58.424	+ 1.998	10:02:35.162	8 -	57.406	+ 0.980	10:09:19.658
2 -	57.560	+ 1.134	10:03:32.722	9 -	57.177	+ 0.751	10:10:16.835
3 -	57.702	+ 1.276	10:04:30.424	10 -	57.049	+ 0.623	10:11:13.884
4 -	58.943	+ 2.517	10:05:29.367	11 -	<b>56.426</b>		<b>10:12:10.310</b>
5 -	58.253	+ 1.827	10:06:27.620	12 -	1:04.162	+ 7.736	10:13:14.472
6 -	57.518	+ 1.092	10:07:25.138	13 -	56.980	+ 0.554	10:14:11.452
7 -	57.114	+ 0.688	10:08:22.252				
<b>53</b>	<b>Kevin SWANN</b>			B MGB Roadster			
1 -	1:08.964	+ 9.472	10:01:46.587	9 -	<b>59.492</b>		<b>10:09:50.087</b>
2 -	1:01.054	+ 1.562	10:02:47.641	10 -	1:00.176	+ 0.684	10:10:50.263
3 -	59.771	+ 0.279	10:03:47.412	11 -	1:00.661	+ 1.169	10:11:50.924
4 -	1:00.958	+ 1.466	10:04:48.370	12 -	1:01.457	+ 1.965	10:12:52.381
5 -	1:00.768	+ 1.276	10:05:49.138	13 -	1:00.013	+ 0.521	10:13:52.394
6 -	1:00.012	+ 0.520	10:06:49.150	14 -	1:00.478	+ 0.986	10:14:52.872

Cars 18 and 23 please fit working transponders for the race

Weather / Track : Bright / Dry

Brands Hatch Indy  
Circuit Length = 1.1986 miles  
Start: 10:00 End: 10:18

# Pete Best Insurance Challenge

## QUALIFYING - RACE 11 - LAP ANALYSIS

7 -	1:00.523	+ 1.031	10:07:49.673	15 -	1:00.138	+ 0.646	10:15:53.010
8 -	1:00.922	+ 1.430	10:08:50.595				
<b>55</b>	<b>Rob SPENCER</b>			C MG BGT V8			
1 -	1:00.153	+ 2.439	10:03:31.471	8 -	57.913	+ 0.199	10:10:20.253
2 -	58.623	+ 0.909	10:04:30.094	9 -	58.785	+ 1.071	10:11:19.038
3 -	59.042	+ 1.328	10:05:29.136	10 -	58.180	+ 0.466	10:12:17.218
4 -	59.188	+ 1.474	10:06:28.324	11 -	57.960	+ 0.246	10:13:15.178
5 -	57.967	+ 0.253	10:07:26.291	12 -	58.369	+ 0.655	10:14:13.547
6 -	58.335	+ 0.621	10:08:24.626	13 -	58.608	+ 0.894	10:15:12.155
7 -	<b>57.714</b>		<b>10:09:22.340</b>	14 -	58.993	+ 1.279	10:16:11.148
<b>59</b>	<b>Simon POLLEY</b>			B MG Midget			
1 -	1:18.245	+ 16.634	10:02:07.633	8 -	1:01.787	+ 0.176	10:09:30.123
2 -	1:06.307	+ 4.696	10:03:13.940	9 -	<b>1:01.611</b>		<b>10:10:31.734</b>
3 -	1:05.074	+ 3.463	10:04:19.014	10 -	1:03.013	+ 1.402	10:11:34.747
4 -	1:03.439	+ 1.828	10:05:22.453	11 -	1:02.156	+ 0.545	10:12:36.903
5 -	1:01.998	+ 0.387	10:06:24.451	12 -	1:02.697	+ 1.086	10:13:39.600
6 -	1:02.233	+ 0.622	10:07:26.684	13 -	1:02.335	+ 0.724	10:14:41.935
7 -	1:01.652	+ 0.041	10:08:28.336	14 -	1:02.653	+ 1.042	10:15:44.588
<b>60</b>	<b>Michael PIGGOTT</b>			A MG B GT			
1 -	1:13.373	+ 10.674	10:03:21.053	6 -	1:03.438	+ 0.739	10:08:42.962
2 -	1:05.941	+ 3.242	10:04:26.994	7 -	1:02.713	+ 0.014	10:09:45.675
3 -	1:04.953	+ 2.254	10:05:31.947	8 -	<b>1:02.699</b>		<b>10:10:48.374</b>
4 -	1:04.003	+ 1.304	10:06:35.950	9 -	1:04.422	+ 1.723	10:11:52.796
5 -	1:03.574	+ 0.875	10:07:39.524	10 -	2:08.812 P	+ 1:06.113	10:14:01.608
<b>67</b>	<b>Andrew YOUNG</b>			B MG C GT			
1 -	1:06.530	+ 8.696	10:01:40.092	7 -	57.954	+ 0.120	10:07:31.853
2 -	1:01.254	+ 3.420	10:02:41.346	8 -	57.986	+ 0.152	10:08:29.839
3 -	58.377	+ 0.543	10:03:39.723	9 -	58.008	+ 0.174	10:09:27.847
4 -	58.390	+ 0.556	10:04:38.113	10 -	57.936	+ 0.102	10:10:25.783
5 -	<b>57.834</b>		<b>10:05:35.947</b>	11 -	1:30.155 P	+ 32.321	10:11:55.938
6 -	57.952	+ 0.118	10:06:33.899				
<b>70</b>	<b>Dan LUDLOW</b>			C MG ZR			
1 -	1:07.008	+ 11.755	10:02:08.181	9 -	55.760	+ 0.507	10:09:44.530
2 -	1:01.011	+ 5.758	10:03:09.192	10 -	1:03.965	+ 8.712	10:10:48.495
3 -	57.874	+ 2.621	10:04:07.066	11 -	55.823	+ 0.570	10:11:44.318
4 -	56.386	+ 1.133	10:05:03.452	12 -	55.254	+ 0.001	10:12:39.572
5 -	55.513	+ 0.260	10:05:58.965	13 -	56.564	+ 1.311	10:13:36.136
6 -	56.213	+ 0.960	10:06:55.178	14 -	55.944	+ 0.691	10:14:32.080
7 -	56.160	+ 0.907	10:07:51.338	15 -	<b>55.253</b>		<b>10:15:27.333</b>
8 -	57.432	+ 2.179	10:08:48.770	16 -	1:00.082	+ 4.829	10:16:27.415
<b>71</b>	<b>John BINCZYK</b>			F MG F			
1 -	1:10.182	+ 9.580	10:01:39.519	9 -	1:00.644	+ 0.042	10:09:58.269
2 -	1:05.554	+ 4.952	10:02:45.073	10 -	1:00.771	+ 0.169	10:10:59.040
3 -	1:02.055	+ 1.453	10:03:47.128	11 -	1:00.926	+ 0.324	10:11:59.966
4 -	1:02.802	+ 2.200	10:04:49.930	12 -	1:01.041	+ 0.439	10:13:01.007
5 -	1:03.142	+ 2.540	10:05:53.072	13 -	<b>1:00.602</b>		<b>10:14:01.609</b>
6 -	1:02.174	+ 1.572	10:06:55.246	14 -	1:01.530	+ 0.928	10:15:03.139
7 -	1:01.398	+ 0.796	10:07:56.644	15 -	1:01.609	+ 1.007	10:16:04.748
8 -	1:00.981	+ 0.379	10:08:57.625				
<b>77</b>	<b>Barry HOLMES</b>			C MG B GT V8`			
1 -	1:08.216	+ 10.552	10:01:40.424	9 -	1:01.141	+ 3.477	10:09:34.225
2 -	1:02.211	+ 4.547	10:02:42.635	10 -	58.177	+ 0.513	10:10:32.402
3 -	59.489	+ 1.825	10:03:42.124	11 -	59.332	+ 1.668	10:11:31.734
4 -	58.285	+ 0.621	10:04:40.409	12 -	58.159	+ 0.495	10:12:29.893
5 -	58.866	+ 1.202	10:05:39.275	13 -	58.785	+ 1.121	10:13:28.678
6 -	58.189	+ 0.525	10:06:37.464	14 -	58.140	+ 0.476	10:14:26.818

Cars 18 and 23 please fit working transponders for the race

Weather / Track : Bright / Dry

Brands Hatch Indy  
Circuit Length = 1.1986 miles  
Start: 10:00 End: 10:18

**Pete Best Insurance Challenge**  
**QUALIFYING - RACE 11 - LAP ANALYSIS**

7 -	57.956	+ 0.292	10:07:35.420	15 -	57.809	+ 0.145	10:15:24.627
8 -	<b>57.664</b>		<b>10:08:33.084</b>	16 -	1:00.354	+ 2.690	10:16:24.981

**Cars 18 and 23 please fit working transponders for the race**


**Weather / Track : Bright / Dry**

Brands Hatch Indy  
Circuit Length = 1.1986 miles  
Start: 10:00 End: 10:18



# Pete Best Insurance Challenge

## RACE 11 - GRID

ROW 11	1:09.263 23 Frank THOMPSON		
	Please fit transponder for race		
ROW 10	1:01.611 59 Simon POLLEY		1:02.699 60 Michael PIGGOTT
ROW 9	1:00.844 37 Steve TYLER		1:00.894 36 Nick ARDEN
ROW 8		1:00.470 40 Clive JONES	1:00.602 71 John BINCZYK
ROW 7	59.641 15 James WALPOLE		59.926 38 James DARBY
ROW 6		59.492 53 Kevin SWANN	59.539 18 Simon TINKLER
ROW 5	57.714 55 Rob SPENCER		57.834 67 Andrew YOUNG
ROW 4		57.609 16 Nigel PRATT	57.664 77 Barry HOLMES
ROW 3	56.869 3 Dan NEAVES		57.125 13 Peter BURCHILL
ROW 2		56.216 7 Blaine NEAVES	56.426 46 Simon CRIPPS
ROW 1	55.253 70 Dan LUDLOW		55.780 1 Ollie NEAVES
	<b>Pole</b>		
			

Brands Hatch Indy  
Circuit Length = 1.1986 miles

**These results are provisional until the conclusion of any judicial and technical matters.**

Clerk of Course :		Timekeeper :
-------------------	--	--------------

# Pete Best Insurance Challenge

## RACE 11 - CLASSIFICATION

POS	NO	CL	NAME	ENTRY	LAPS	TIME	GAP	DIFF	MPH	BEST	ON
1	70	C	Dan LUDLOW	MG ZR	16	15:06.470			76.16	55.145	9
2	1	C	Ollie NEAVES	MG B Roadster	16	15:07.595	1.125	1.125	76.07	55.958	7
3	7	C	Blaine NEAVES	MG B Roadster	16	15:13.670	7.200	6.075	75.56	56.240	5
4	16	C	Nigel PRATT	MG Midget	16	15:15.751	9.281	2.081	75.39	55.955	10
5	46	B	Simon CRIPPS	MGB Roadster	16	15:21.934	15.464	6.183	74.88	56.798	6
6	13	B	Peter BURCHILL	MG ZS	16	15:22.199	15.729	0.265	74.86	56.344	10
7	55	C	Rob SPENCER	MG BGT V8	16	15:29.844	23.374	7.645	74.24	56.887	6
8	67	B	Andrew YOUNG	MG C GT	16	15:33.904	27.434	4.060	73.92	56.574	7
9	77	C	Barry HOLMES	MG B GT V8	16	15:38.672	32.202	4.768	73.55	57.602	6
10	53	B	Kevin SWANN	MGB Roadster	15	15:06.480	1 lap	1 lap	71.40	59.223	10
11	38	A	James DARBY	MG B GT	15	15:07.391	1 lap	0.911	71.33	59.266	10
12	15	A	James WALPOLE	MG B Roadster	15	15:08.275	1 lap	0.884	71.26	59.271	11
13	40	A	Clive JONES	MG B GT	15	15:13.452	1 lap	5.177	70.85	59.281	6
14	18	A	Simon TINKLER	MG B GT	15	15:14.399	1 lap	0.947	70.78	59.498	6
15	36	A	Nick ARDEN	MG Maestre EFI	15	15:28.674	1 lap	14.275	69.69	1:00.804	10
16	71	F	John BINCZYK	MG F	15	15:31.253	1 lap	2.579	69.50	1:00.845	10
17	37	A	Steve TYLER	MG Maestro	15	15:32.313	1 lap	1.060	69.42	1:00.872	6
18	59	B	Simon POLLEY	MG Midget	15	15:34.607	1 lap	2.294	69.25	1:00.780	7

### NOT CLASSIFIED

DNF	3	C	Dan NEAVES	MG B Roadster	15	14:19.924	1 lap		75.26	56.264	10
DNF	60	A	Michael PIGGOTT	MG B GT	11	11:34.995	5 laps	4 laps	68.29	1:01.607	7
DNF	23	A	Frank THOMPSON	MG B Roadster	1	1:53.890	15 laps	10 laps	37.88		

### FASTEST LAP

70	C	Dan LUDLOW	MG ZR	9	55.145	78.24 mph	125.92 kph
13	B	Peter BURCHILL	MG ZS	10	56.344	76.58 mph	123.25 kph
38	A	James DARBY	MG B GT	10	59.266	72.80 mph	117.17 kph
71	F	John BINCZYK	MG F	10	1:00.845	70.91 mph	114.13 kph

Weather / Track : Sunny / Dry

These results are provisional until the conclusion of any judicial and technical matters.

Brands Hatch Indy

Circuit Length = 1.1986 miles

Start: 12:21 End: 12:37

Clerk of Course :

Timekeeper :

# Pete Best Insurance Challenge

## RACE 11 - LAP CHART

Lap 1			Lap 2			Lap 3			Lap 4			Lap 5		
No	Behind	Laptime	No	Behind	Laptime	No	Behind	Laptime	No	Behind	Laptime	No	Behind	Laptime
1		1:02.075	1		56.770	1		56.873	1		56.632	1		56.337
7	0.746	1:02.821	7	1.137	57.161	7	1.590	57.326	7	1.601	56.643	7	1.504	56.240
70	1.340	1:03.415	70	1.550	56.980	70	1.736	57.059	70	2.094	56.990	70	1.952	56.195
3	1.824	1:03.899	3	1.877	56.823	3	2.181	57.177	3	2.530	56.981	3	2.899	56.706
16	2.461	1:04.536	16	2.674	56.983	16	2.753	56.952	16	3.641	57.520	16	3.333	56.029
46	3.040	1:05.115	46	3.328	57.058	46	3.262	56.807	46	3.932	57.302	46	4.881	57.286
55	3.602	1:05.677	55	4.214	57.382	55	5.034	57.693	55	6.454	58.052	55	7.930	57.813
13	4.962	1:07.037	13	5.580	57.388	13	5.658	56.951	13	6.478	57.452	13	8.103	57.962
77	6.622	1:08.697	77	8.346	58.494	67	8.546	56.971	67	8.609	56.695	67	8.862	56.590
53	7.243	1:09.318	67	8.448	57.700	77	9.845	58.372	77	11.142	57.929	77	12.629	57.824
67	7.518	1:09.593	53	11.164	1:00.691	53	14.144	59.853	53	17.079	59.567	53	20.511	59.769
15	8.303	1:10.378	15	11.871	1:00.338	15	15.084	1:00.086	15	18.847	1:00.395	15	22.178	59.668
18	8.330	1:10.405	38	12.245	1:00.479	38	15.414	1:00.042	38	19.258	1:00.476	38	22.454	59.533
38	8.536	1:10.611	18	13.008	1:01.448	18	16.152	1:00.017	18	19.685	1:00.165	18	23.280	59.932
40	8.752	1:10.827	40	13.345	1:01.363	40	16.562	1:00.090	40	19.987	1:00.057	40	23.687	1:00.037
71	9.125	1:11.200	71	14.317	1:01.962	71	18.708	1:01.264	71	23.173	1:01.097	71	28.098	1:01.262
36	9.997	1:12.072	36	15.232	1:02.005	36	19.596	1:01.237	36	24.088	1:01.124	36	29.105	1:01.354
37	10.477	1:12.552	37	15.610	1:01.903	37	19.850	1:01.113	37	24.465	1:01.247	37	29.488	1:01.360
59	10.520	1:12.595	59	15.957	1:02.207	59	20.420	1:01.336	59	24.672	1:00.884	59	29.822	1:01.487
60	11.579	1:13.654	60	16.901	1:02.092	60	21.886	1:01.858	60	27.836	1:02.582	60	33.592	1:02.093

Weather / Track : Sunny / Dry

Brands Hatch Indy  
 Circuit Length = 1.1986 miles  
 Start: 12:21 End: 12:37

# Pete Best Insurance Challenge

## RACE 11 - LAP CHART

Lap 6			Lap 7			Lap 8			Lap 9			Lap 10		
No	Behind	Laptime	No	Behind	Laptime	No	Behind	Laptime	No	Behind	Laptime	No	Behind	Laptime
1		56.196	1		55.958	1		55.969	1		55.986	1		56.091
7	1.762	56.454	7	2.087	56.283	70	2.024	55.768	70	1.183	55.145	60	1 LAP	1:01.803
70	1.919	56.163	70	2.225	56.264	7	2.690	56.572	7	3.320	56.616	70	0.559	55.467
3	2.995	56.292	3	3.417	56.380	3	3.783	56.335	3	4.074	56.277	7	3.655	56.426
16	3.976	56.839	16	4.241	56.223	16	4.427	56.155	16	5.112	56.671	3	4.247	56.264
46	5.483	56.798	46	6.585	57.060	46	7.739	57.123	46	8.589	56.836	16	4.976	55.955
55	8.621	56.887	55	9.724	57.061	13	11.127	57.108	13	12.350	57.209	46	9.334	56.836
13	9.070	57.163	13	9.988	56.876	55	11.217	57.462	67	13.392	58.139	13	12.603	56.344
67	9.622	56.956	67	10.238	56.574	67	11.239	56.970	55	13.426	58.195	67	14.161	56.860
77	14.035	57.602	77	15.840	57.763	77	17.609	57.738	77	19.542	57.919	55	14.730	57.395
53	23.960	59.645	53	28.100	1:00.098	53	32.309	1:00.178	53	35.960	59.637	77	21.484	58.033
15	25.490	59.508	38	29.389	59.558	38	32.731	59.311	38	36.341	59.596	53	39.092	59.223
38	25.789	59.531	15	29.926	1:00.394	15	33.407	59.450	15	36.703	59.282	38	39.516	59.266
18	26.582	59.498	18	30.523	59.899	18	35.002	1:00.448	18	38.921	59.905	15	40.183	59.571
40	26.772	59.281	40	30.826	1:00.012	40	35.266	1:00.409	40	39.132	59.852	18	43.004	1:00.174
71	32.846	1:00.944	71	37.848	1:00.960	71	42.993	1:01.114	71	48.173	1:01.166	40	43.028	59.987
36	33.857	1:00.948	36	38.918	1:01.019	36	44.034	1:01.085	36	49.133	1:01.085	71	52.927	1:00.845
37	34.164	1:00.872	37	39.229	1:01.023	37	44.359	1:01.099	37	49.595	1:01.222	36	53.846	1:00.804
59	34.756	1:01.130	59	39.578	1:00.780	59	45.024	1:01.415	59	50.276	1:01.238	37	54.541	1:01.037
60	39.014	1:01.618	60	44.663	1:01.607	60	50.332	1:01.638				59	55.195	1:01.010

Weather / Track : Sunny / Dry

Brands Hatch Indy  
 Circuit Length = 1.1986 miles  
 Start: 12:21 End: 12:37

# Pete Best Insurance Challenge

## RACE 11 - LAP CHART

Lap 11			Lap 12			Lap 13			Lap 14			Lap 15		
No	Behind	Laptime	No	Behind	Laptime	No	Behind	Laptime	No	Behind	Laptime	No	Behind	Laptime
1		56.107	1		56.608	70		55.720	70		55.279	70		56.672
70	0.247	55.795	70	0.345	56.706	1	0.531	56.596	18	1 LAP	1:00.191	1	1.477	56.781
7	3.866	56.318	36	1 LAP	1:01.624	7	4.818	57.041	1	1.368	56.116	40	1 LAP	1:00.921
3	5.214	57.074	71	1 LAP	1:02.823	36	1 LAP	1:01.136	7	6.830	57.291	18	1 LAP	1:00.676
16	5.862	56.993	7	3.842	56.584	71	1 LAP	1:01.255	16	9.932	56.878	7	7.018	56.860
60	1 LAP	1:03.138	37	1 LAP	1:02.172	16	8.333	58.279	3	10.456	57.121	16	9.682	56.422
46	10.373	57.146	59	1 LAP	1:01.775	3	8.614	59.160	36	1 LAP	1:01.035	3	10.306	56.522
13	12.999	56.503	3	5.519	56.913	37	1 LAP	1:01.354	46	14.602	57.976	46	15.066	57.136
55	16.746	58.123	16	6.119	56.865	59	1 LAP	1:03.106	13	15.355	57.169	13	15.723	57.040
67	20.506	1:02.452	46	10.961	57.196	46	11.905	57.009	71	1 LAP	1:02.465	36	1 LAP	1:01.114
77	23.666	58.289	13	13.013	56.622	13	13.465	56.517	37	1 LAP	1:03.055	71	1 LAP	1:01.414
53	42.372	59.387	60	1 LAP	1:02.912	55	19.094	57.701	59	1 LAP	1:02.717	37	1 LAP	1:00.935
38	42.988	59.579	55	17.458	57.320	67	23.514	57.947	55	21.460	57.645	55	22.850	58.062
15	43.347	59.271	67	21.632	57.734	77	26.969	58.333	67	25.629	57.394	59	1 LAP	1:01.611
40	47.204	1:00.283	77	24.701	57.643	53	49.375	59.855	77	29.532	57.842	67	26.492	57.535
18	47.737	1:00.840	53	45.585	59.821	38	50.052	59.937	53	53.588	59.492	77	31.268	58.408
			38	46.180	59.800	15	50.134	59.878	38	54.567	59.794			
			15	46.321	59.582	40	54.859	1:00.094	15	54.688	59.833			
			40	50.830	1:00.234									
			18	51.538	1:00.409									

Weather / Track : Sunny / Dry

Brands Hatch Indy  
 Circuit Length = 1.1986 miles  
 Start: 12:21 End: 12:37

**Pete Best Insurance Challenge**  
**RACE 11 - LAP CHART**


Lap 16		
No	Behind	Laptime
70		56.852
53	1 LAP	59.946
38	1 LAP	59.878
1	1.125	56.500
15	1 LAP	1:00.641
40	1 LAP	1:00.005
7	7.200	57.034
18	1 LAP	1:00.392
16	9.281	56.451
46	15.464	57.250
13	15.729	56.858
36	1 LAP	1:01.032
55	23.374	57.376
71	1 LAP	1:01.482
37	1 LAP	1:01.369
67	27.434	57.794
59	1 LAP	1:01.316
77	32.202	57.786

**Weather / Track : Sunny / Dry**

Brands Hatch Indy  
Circuit Length = 1.1986 miles  
Start: 12:21 End: 12:37

# Pete Best Insurance Challenge

## RACE 18 - GRID

ROW 11	1:12.768 23 Frank THOMPSON		
ROW 10		1:01.652 59 Simon POLLEY	1:02.713 60 Michael PIGGOTT
ROW 9	1:00.920 37 Steve TYLER		1:00.941 36 Nick ARDEN
ROW 8		1:00.562 40 Clive JONES	1:00.644 71 John BINCZYK
ROW 7	59.832 15 James WALPOLE		1:00.344 38 James DARBY
ROW 6		59.670 18 Simon TINKLER	59.771 53 Kevin SWANN
ROW 5	57.913 55 Rob SPENCER		57.936 67 Andrew YOUNG
ROW 4		57.789 16 Nigel PRATT	57.809 77 Barry HOLMES
ROW 3	56.996 3 Dan NEAVES		57.401 13 Peter BURCHILL
ROW 2		56.520 7 Blaine NEAVES	56.980 46 Simon CRIPPS
ROW 1	55.254 70 Dan LUDLOW		55.855 1 Ollie NEAVES
<b>Pole</b>			
			

Brands Hatch Indy  
Circuit Length = 1.1986 miles

**These results are provisional until the conclusion of any judicial and technical matters.**

Clerk of Course :		Timekeeper :
-------------------	--	--------------

# Pete Best Insurance Challenge

## RACE 18 - CLASSIFICATION

POS	NO	CL	NAME	ENTRY	LAPS	TIME	GAP	DIFF	MPH	BEST	ON
1	70	C	Dan LUDLOW	MG ZR	16	15:13.012			75.61	55.942	8
2	1	C	Ollie NEAVES	MG B Roadster	16	15:23.435	10.423	10.423	74.76	55.825	10
3	7	C	Blaine NEAVES	MG B Roadster	16	15:25.554	12.542	2.119	74.59	56.996	12
4	13	B	Peter BURCHILL	MG ZS	16	15:27.345	14.333	1.791	74.44	56.569	12
5	3	C	Dan NEAVES	MG B Roadster	16	15:29.533	16.521	2.188	74.27	56.805	13
6	46	B	Simon CRIPPS	MGB Roadster	16	15:30.081	17.069	0.548	74.23	56.704	13
7	55	C	Rob SPENCER	MG BGT V8	16	15:31.059	18.047	0.978	74.15	56.754	12
8	16	C	Nigel PRATT	MG Midget	16	15:31.459	18.447	0.400	74.12	56.653	15
9	77	C	Barry HOLMES	MG B GT V8	16	15:33.669	20.657	2.210	73.94	57.111	6
10	38	A	James DARBY	MG B GT	16	16:09.670	56.658	36.001	71.20	59.710	6
11	15	A	James WALPOLE	MG B Roadster	16	16:10.854	57.842	1.184	71.11	59.592	8
12	18	A	Simon TINKLER	MG B GT	16	16:11.357	58.345	0.503	71.07	59.727	12
13	53	B	Kevin SWANN	MGB Roadster	15	15:16.965	1 lap	1 lap	70.58	59.554	15
14	40	A	Clive JONES	MG B GT	15	15:18.234	1 lap	1.269	70.48	59.590	12
15	71	F	John BINCZYK	MG F	15	15:31.460	1 lap	13.226	69.48	1:00.385	9
16	36	A	Nick ARDEN	MG Maestre EFI	15	15:32.815	1 lap	1.355	69.38	1:00.543	9
17	37	A	Steve TYLER	MG Maestro	15	15:36.219	1 lap	3.404	69.13	1:00.860	9
18	73	F	Peter BRICE	MG F	15	15:43.017	1 lap	6.798	68.63	59.463	12
19	59	B	Simon POLLEY	MG Midget	15	15:49.078	1 lap	6.061	68.19	1:01.296	4

### NOT CLASSIFIED

DNF	23	A	Frank THOMPSON	MG B Roadster	3	3:54.645	13 laps	12 laps	55.16	1:07.979	2
DNF	67	B	Andrew YOUNG	MG C GT	1	2:14.240	15 laps	2 laps	32.14		

### FASTEST LAP

1	C	Ollie NEAVES	MG B Roadster	10	55.825	77.29 mph	124.39 kph
13	B	Peter BURCHILL	MG ZS	12	56.569	76.27 mph	122.75 kph
73	F	Peter BRICE	MG F	12	59.463	72.56 mph	116.78 kph
40	A	Clive JONES	MG B GT	12	59.590	72.41 mph	116.53 kph

Weather / Track : Sunny / Dry

These results are provisional until the conclusion of any judicial and technical matters.

Brands Hatch Indy

Circuit Length = 1.1986 miles

Start: 16:00 End: 16:16

Clerk of Course :	Timekeeper :
-------------------	--------------



# Pete Best Insurance Challenge

## RACE 18 - LAP CHART

Lap 1			Lap 2			Lap 3			Lap 4			Lap 5		
No	Behind	Laptime	No	Behind	Laptime	No	Behind	Laptime	No	Behind	Laptime	No	Behind	Laptime
70		1:03.161	70		57.202	70		56.817	70		56.548	70		56.543
1	0.810	1:03.971	1	0.835	57.227	1	1.532	57.514	23	1 LAP	1:29.413	1	2.091	56.687
3	1.590	1:04.751	3	2.432	58.044	3	3.503	57.888	1	1.947	56.963	3	5.350	57.362
7	1.798	1:04.959	7	2.647	58.051	7	3.850	58.020	3	4.531	57.576	7	5.543	57.313
46	2.547	1:05.708	46	3.307	57.962	46	4.532	58.042	7	4.773	57.471	46	6.322	57.428
77	3.368	1:06.529	77	3.882	57.716	77	4.939	57.874	46	5.437	57.453	77	7.271	57.381
16	3.923	1:07.084	16	4.508	57.787	16	5.470	57.779	77	6.433	58.042	55	8.142	57.845
55	4.863	1:08.024	55	5.375	57.714	55	5.865	57.307	55	6.840	57.523	13	8.688	57.691
13	5.336	1:08.497	13	5.749	57.615	13	6.388	57.456	16	7.215	58.293	16	8.999	58.327
38	6.566	1:09.727	38	9.191	59.827	38	12.329	59.955	13	7.540	57.700	38	19.655	1:00.298
18	7.441	1:10.602	18	10.787	1:00.548	18	14.140	1:00.170	38	15.900	1:00.119	18	21.209	59.969
15	7.932	1:11.093	15	11.380	1:00.650	15	14.705	1:00.142	18	17.783	1:00.191	15	22.021	1:00.089
40	9.158	1:12.319	40	13.408	1:01.452	53	16.608	59.926	15	18.475	1:00.318	53	24.013	1:00.469
71	9.161	1:12.322	53	13.499	1:01.352	40	17.208	1:00.617	53	20.087	1:00.027	40	24.958	1:00.336
53	9.349	1:12.510	73	14.100	1:01.311	73	17.925	1:00.642	40	21.165	1:00.505	73	25.578	1:00.382
73	9.991	1:13.152	71	14.841	1:02.882	71	19.414	1:01.390	73	21.739	1:00.362	71	29.007	1:01.117
36	10.257	1:13.418	36	15.678	1:02.623	36	20.533	1:01.672	71	24.433	1:01.567	36	29.801	1:00.913
37	10.708	1:13.869	37	16.031	1:02.525	37	20.668	1:01.454	36	25.431	1:01.446	37	30.073	1:01.087
59	11.016	1:14.177	59	16.298	1:02.484	59	21.403	1:01.922	37	25.529	1:01.409	59	31.329	1:01.721
23	14.092	1:17.253	23	24.869	1:07.979				59	26.151	1:01.296			

Weather / Track : Sunny / Dry

Brands Hatch Indy  
 Circuit Length = 1.1986 miles  
 Start: 16:00 End: 16:16

# Pete Best Insurance Challenge

## RACE 18 - LAP CHART

Lap 6			Lap 7			Lap 8			Lap 9			Lap 10		
No	Behind	Laptime	No	Behind	Laptime	No	Behind	Laptime	No	Behind	Laptime	No	Behind	Laptime
70		56.627	70		56.422	70		55.942	70		55.990	70		56.278
1	1.974	56.510	1	1.755	56.203	1	2.003	56.190	1	1.867	55.854	1	1.414	55.825
7	6.012	57.096	7	7.251	57.661	7	8.803	57.494	7	10.006	57.193	7	10.905	57.177
3	6.736	58.013	3	7.945	57.631	3	9.595	57.592	3	11.004	57.399	3	12.913	58.187
46	7.244	57.549	46	8.604	57.782	46	10.067	57.405	46	11.437	57.360	46	13.109	57.950
77	7.755	57.111	77	8.794	57.461	77	10.609	57.757	13	12.337	57.037	13	13.251	57.192
55	9.110	57.595	13	10.461	57.532	13	11.290	56.771	77	12.688	58.069	77	13.744	57.334
13	9.351	57.290	55	10.551	57.863	55	12.430	57.821	55	13.690	57.250	55	14.507	57.095
16	9.677	57.305	16	10.728	57.473	16	12.723	57.937	16	14.170	57.437	16	14.922	57.030
38	22.738	59.710	38	26.398	1:00.082	38	30.609	1:00.153	38	34.770	1:00.151	38	38.410	59.918
18	24.362	59.780	18	27.909	59.969	18	31.829	59.862	18	35.897	1:00.058	18	39.580	59.961
15	25.320	59.926	15	28.835	59.937	15	32.485	59.592	15	36.112	59.617	15	39.750	59.916
53	27.544	1:00.158	53	31.300	1:00.178	53	35.665	1:00.307	53	39.972	1:00.297	53	44.210	1:00.516
40	28.301	59.970	40	32.149	1:00.270	73	36.538	59.963	73	40.568	1:00.020	73	44.577	1:00.287
73	29.000	1:00.049	73	32.517	59.939	40	36.997	1:00.790	40	41.127	1:00.120	40	45.012	1:00.163
71	33.450	1:01.070	71	38.033	1:01.005	71	43.350	1:01.259	71	47.745	1:00.385	71	52.864	1:01.397
36	34.086	1:00.912	36	38.964	1:01.300	36	43.868	1:00.846	36	48.421	1:00.543	36	53.792	1:01.649
37	34.366	1:00.920	37	39.408	1:01.464	37	44.359	1:00.893	37	49.229	1:00.860	37	54.265	1:01.314
59	36.143	1:01.441	59	41.821	1:02.100	59	48.630	1:02.751	59	55.061	1:02.421			

Weather / Track : Sunny / Dry

Brands Hatch Indy  
 Circuit Length = 1.1986 miles  
 Start: 16:00 End: 16:16

# Pete Best Insurance Challenge

## RACE 18 - LAP CHART

Lap 11			Lap 12			Lap 13			Lap 14			Lap 15		
No	Behind	Laptime	No	Behind	Laptime	No	Behind	Laptime	No	Behind	Laptime	No	Behind	Laptime
70		56.193	70		56.705	70		56.239	70		56.550	70		59.337
1	3.722	58.501	71	1 LAP	1:01.853	71	1 LAP	1:00.733	1	10.415	57.397	53	1 LAP	1:01.040
59	1 LAP	1:03.673	36	1 LAP	1:01.805	36	1 LAP	1:00.933	71	1 LAP	1:01.059	40	1 LAP	1:01.288
7	11.970	57.258	37	1 LAP	1:01.964	37	1 LAP	1:01.079	36	1 LAP	1:00.778	73	1 LAP	1:01.585
3	14.186	57.466	1	7.128	1:00.111	1	9.568	58.679	37	1 LAP	1:01.398	1	8.354	57.276
13	14.687	57.629	59	1 LAP	1:02.040	7	13.194	57.172	7	13.979	57.335	7	11.684	57.042
46	14.804	57.888	7	12.261	56.996	3	14.883	56.805	3	15.743	57.410	71	1 LAP	1:00.732
77	15.777	58.226	3	14.317	56.836	13	15.289	56.977	13	16.455	57.716	36	1 LAP	1:01.451
55	15.958	57.644	13	14.551	56.569	46	15.659	56.704	46	16.758	57.649	13	14.172	57.054
16	16.478	57.749	46	15.194	57.095	55	17.159	57.391	55	18.248	57.639	3	14.346	57.940
38	42.105	59.888	55	16.007	56.754	77	18.805	58.164	16	20.322	57.555	46	14.882	57.461
18	43.435	1:00.048	77	16.880	57.808	16	19.317	58.280	77	20.441	58.186	37	1 LAP	1:02.868
15	43.884	1:00.327	16	17.276	57.503	59	1 LAP	1:04.486	59	1 LAP	1:02.260	55	16.620	57.709
53	48.066	1:00.049	38	45.360	59.960	38	49.171	1:00.050	38	52.483	59.862	16	17.638	56.653
73	48.700	1:00.316	18	46.457	59.727	18	50.326	1:00.108	18	53.808	1:00.032	77	19.225	58.121
40	48.946	1:00.127	15	46.774	59.595	15	50.446	59.911	15	53.932	1:00.036	59	1 LAP	1:02.900
			53	51.094	59.733	53	55.704	1:00.849				38	53.151	1:00.005
			73	51.458	59.463	40	56.205	1:00.613				15	54.456	59.861
			40	51.831	59.590	73	56.390	1:01.171				18	54.912	1:00.441

Weather / Track : Sunny / Dry

Brands Hatch Indy  
 Circuit Length = 1.1986 miles  
 Start: 16:00 End: 16:16

**Pete Best Insurance Challenge**  
**RACE 18 - LAP CHART**

Lap 16		
No	Behind	Laptime
70		56.458
53	1 LAP	59.554
40	1 LAP	1:00.074
1	10.423	58.527
7	12.542	57.316
13	14.333	56.619
3	16.521	58.633
46	17.069	58.645
55	18.047	57.885
16	18.447	57.267
71	1 LAP	1:02.689
36	1 LAP	1:02.526
77	20.657	57.890
37	1 LAP	1:03.115
73	1 LAP	1:24.375
59	1 LAP	1:03.406
38	56.658	59.965
15	57.842	59.844
18	58.345	59.891

**Weather / Track : Sunny / Dry**

Brands Hatch Indy  
Circuit Length = 1.1986 miles  
Start: 16:00 End: 16:16

# Drayton Manor Park MG Metro Cup

## QUALIFYING - RACE 12 - CLASSIFICATION

POS	NO	CL	NAME	ENTRY	TIME	ON	LAPS	GAP	DIFF	MPH
1	69	C	James DUNKLEY	MG Metro Turbo	59.138	13	15			72.96
2	28	C	Mike WILLIAMS	Rover 100	59.167	12	14	0.029	0.029	72.93
3	96	C	Dick TREVETT	MG Metro Turbo	59.318	10	13	0.180	0.151	72.74
4	14	C	Mark BELLAMY	MG Metro	59.479	12	15	0.341	0.161	72.54
5	97	C	Andrew ASHTON	Rover Metro GTi	59.551	10	10	0.413	0.072	72.45
6	7	C	Tony HOWE	MG Metro Turbo	59.763	9	10	0.625	0.212	72.20
7	79	C	Paul ASHTON	MG Metro	1:00.306	5	10	1.168	0.543	71.55
8	12	B	Iain PATTERSON	Rover Metro Gti	1:01.404	9	13	2.266	1.098	70.27
9	19	B	Tom SANDERSON	Rover Metro GTi	1:01.505	3	7	2.367	0.101	70.15
10	58	C	Michael HARRIS	MG Metro non Turbo	1:01.672	9	14	2.534	0.167	69.96
11	42	B	Adam JOSEPH-PALMER	MG Metro	1:01.832	14	14	2.694	0.160	69.78
12	32	C	Tony DOWLER	MG Metro	1:01.844	5	14	2.706	0.012	69.77
13	43	B	James WEBB	Rover Metro GTi	1:02.036	14	14	2.898	0.192	69.55
14	26	B	Derek FACER	Rover Metro GTi	1:02.966	14	14	3.828	0.930	68.52
15	29	B	Tim DAVIES	Rover Metro GTi	1:03.231	7	8	4.093	0.265	68.24
16	10	B	Miles GENTLE	Rover Metro GTi	1:03.902	13	13	4.764	0.671	67.52
17	11	B	Pete THOMSON	Rover Metro GTi	1:03.920	5	14	4.782	0.018	67.50
18	33	B	Jonathan WOODCOCK	Rover Metro GTi	1:04.374	4	4	5.236	0.454	67.03
19	94	B	Thomas GRAINGER	Rover 100 GTi	1:04.633	5	7	5.495	0.259	66.76
20	30	B	Oliver HOOD	Rover 100	1:04.923	7	13	5.785	0.290	66.46
21	45	B	Simon WILSON	Rover Metro GTi 16v	1:06.404	11	13	7.266	1.481	64.98
22	20	B	David HEASMAN	Rover Metro Gti	1:06.925	4	10	7.787	0.521	64.47
23	31	B	Steven HINCHLIFFE	Rover Metro GTi	1:07.551	10	12	8.413	0.626	63.87
24	66	A	Justin MARSDEN	MG Metro	1:11.635	8	10	12.497	4.084	60.23
25	22	A	Callum EVISON	MG Metro	1:12.827	5	9	13.689	1.192	59.25

Weather / Track : Cloudy / Dry  
 These results are provisional until the conclusion of any judicial and technical matters.

Brands Hatch Indy  
 Circuit Length = 1.1986 miles  
 Start: 10:20 End: 10:36

Clerk of Course :		Timekeeper :
-------------------	--	--------------

# Drayton Manor Park MG Metro Cup

## QUALIFYING - RACE 12 - LAP ANALYSIS

<b>7</b>	<b>Tony HOWE</b>		C MG Metro Turbo				
1 -	1:02.678	+ 2.915	10:22:37.917	6 -	1:03.251	+ 3.488	10:27:48.143
2 -	1:00.990	+ 1.227	10:23:38.907	7 -	1:00.432	+ 0.669	10:28:48.575
3 -	1:01.406	+ 1.643	10:24:40.313	8 -	1:01.074	+ 1.311	10:29:49.649
4 -	1:01.162	+ 1.399	10:25:41.475	9 -	<b>59.763</b>		<b>10:30:49.412</b>
5 -	1:03.417	+ 3.654	10:26:44.892	10 -	2:28.036 P	+ 1:28.273	10:33:17.448
<b>10</b>	<b>Miles GENTLE</b>		B Rover Metro GTi				
1 -	1:22.675	+ 18.773	10:22:18.762	8 -	1:05.527	+ 1.625	10:29:51.801
2 -	1:05.034	+ 1.132	10:23:23.796	9 -	1:08.579	+ 4.677	10:31:00.380
3 -	1:04.320	+ 0.418	10:24:28.116	10 -	1:05.300	+ 1.398	10:32:05.680
4 -	1:04.026	+ 0.124	10:25:32.142	11 -	1:06.513	+ 2.611	10:33:12.193
5 -	1:05.503	+ 1.601	10:26:37.645	12 -	1:04.506	+ 0.604	10:34:16.699
6 -	1:04.344	+ 0.442	10:27:41.989	13 -	<b>1:03.902</b>		<b>10:35:20.601</b>
7 -	1:04.285	+ 0.383	10:28:46.274				
<b>11</b>	<b>Pete THOMSON</b>		B Rover Metro GTi				
1 -	1:14.386	+ 10.466	10:21:56.887	8 -	1:04.196	+ 0.276	10:29:37.023
2 -	1:09.624	+ 5.704	10:23:06.511	9 -	1:05.027	+ 1.107	10:30:42.050
3 -	1:06.847	+ 2.927	10:24:13.358	10 -	1:04.066	+ 0.146	10:31:46.116
4 -	1:07.408	+ 3.488	10:25:20.766	11 -	1:06.061	+ 2.141	10:32:52.177
5 -	<b>1:03.920</b>		<b>10:26:24.686</b>	12 -	1:07.183	+ 3.263	10:33:59.360
6 -	1:03.990	+ 0.070	10:27:28.676	13 -	1:05.209	+ 1.289	10:35:04.569
7 -	1:04.151	+ 0.231	10:28:32.827	14 -	1:04.926	+ 1.006	10:36:09.495
<b>12</b>	<b>Iain PATTERSON</b>		B Rover Metro GTi				
1 -	1:03.467	+ 2.063	10:23:06.121	8 -	1:01.669	+ 0.265	10:30:21.396
2 -	1:03.104	+ 1.700	10:24:09.225	9 -	<b>1:01.404</b>		<b>10:31:22.800</b>
3 -	1:02.730	+ 1.326	10:25:11.955	10 -	1:03.921	+ 2.517	10:32:26.721
4 -	1:02.169	+ 0.765	10:26:14.124	11 -	1:02.918	+ 1.514	10:33:29.639
5 -	1:01.733	+ 0.329	10:27:15.857	12 -	1:02.178	+ 0.774	10:34:31.817
6 -	1:02.074	+ 0.670	10:28:17.931	13 -	1:01.531	+ 0.127	10:35:33.348
7 -	1:01.796	+ 0.392	10:29:19.727				
<b>14</b>	<b>Mark BELLAMY</b>		C MG Metro				
1 -	1:12.640	+ 13.161	10:21:39.770	9 -	1:00.448	+ 0.969	10:29:47.990
2 -	1:03.373	+ 3.894	10:22:43.143	10 -	1:00.024	+ 0.545	10:30:48.014
3 -	1:01.454	+ 1.975	10:23:44.597	11 -	1:00.299	+ 0.820	10:31:48.313
4 -	1:00.067	+ 0.588	10:24:44.664	12 -	<b>59.479</b>		<b>10:32:47.792</b>
5 -	59.796	+ 0.317	10:25:44.460	13 -	1:00.950	+ 1.471	10:33:48.742
6 -	1:02.209	+ 2.730	10:26:46.669	14 -	1:00.345	+ 0.866	10:34:49.087
7 -	1:00.685	+ 1.206	10:27:47.354	15 -	59.921	+ 0.442	10:35:49.008
8 -	1:00.188	+ 0.709	10:28:47.542				
<b>19</b>	<b>Tom SANDERSON</b>		B Rover Metro GTi				
1 -	1:12.841	+ 11.336	10:21:49.867	5 -	1:09.548	+ 8.043	10:26:06.546
2 -	1:03.758	+ 2.253	10:22:53.625	6 -	1:05.716	+ 4.211	10:27:12.262
3 -	<b>1:01.505</b>		<b>10:23:55.130</b>	7 -	1:44.053 P	+ 42.548	10:28:56.315
4 -	1:01.868	+ 0.363	10:24:56.998				
<b>20</b>	<b>David HEASMAN</b>		B Rover Metro GTi				
1 -	1:19.519	+ 12.594	10:22:04.127	6 -	1:11.100	+ 4.175	10:27:49.075
2 -	1:08.602	+ 1.677	10:23:12.729	7 -	1:08.621	+ 1.696	10:28:57.696
3 -	1:08.696	+ 1.771	10:24:21.425	8 -	1:07.650	+ 0.725	10:30:05.346
4 -	<b>1:06.925</b>		<b>10:25:28.350</b>	9 -	1:10.325	+ 3.400	10:31:15.671
5 -	1:09.625	+ 2.700	10:26:37.975	10 -	4:03.626 P	+ 2:56.701	10:35:19.297
<b>22</b>	<b>Callum EVISON</b>		A MG Metro				
1 -	1:31.714	+ 18.887	10:22:40.350	6 -	1:15.800	+ 2.973	10:29:01.046
2 -	1:20.006	+ 7.179	10:24:00.356	7 -	1:13.392	+ 0.565	10:30:14.438
3 -	1:17.736	+ 4.909	10:25:18.092	8 -	1:14.707	+ 1.880	10:31:29.145
4 -	1:14.327	+ 1.500	10:26:32.419	9 -	1:15.016	+ 2.189	10:32:44.161

Weather / Track : Cloudy / Dry

Brands Hatch Indy  
Circuit Length = 1.1986 miles  
Start: 10:20 End: 10:36

# Drayton Manor Park MG Metro Cup

## QUALIFYING - RACE 12 - LAP ANALYSIS

5 -	1:12.827		10:27:45.246			
<b>26</b>	<b>Derek FACER</b>		<b>B Rover Metro GTi</b>			
1 -	1:14.684	+ 11.718	10:21:54.589	8 -	1:03.688	+ 0.722 10:29:32.474
2 -	1:13.181	+ 10.215	10:23:07.770	9 -	1:04.094	+ 1.128 10:30:36.568
3 -	1:04.799	+ 1.833	10:24:12.569	10 -	1:03.598	+ 0.632 10:31:40.166
4 -	1:03.237	+ 0.271	10:25:15.806	11 -	1:03.311	+ 0.345 10:32:43.477
5 -	1:04.797	+ 1.831	10:26:20.603	12 -	1:03.122	+ 0.156 10:33:46.599
6 -	1:04.029	+ 1.063	10:27:24.632	13 -	1:03.760	+ 0.794 10:34:50.359
7 -	1:04.154	+ 1.188	10:28:28.786	14 -	<b>1:02.966</b>	<b>10:35:53.325</b>
<b>28</b>	<b>Mike WILLIAMS</b>		<b>C Rover 100</b>			
1 -	1:17.625	+ 18.458	10:22:15.439	8 -	59.770	+ 0.603 10:29:21.949
2 -	1:00.521	+ 1.354	10:23:15.960	9 -	1:08.997	+ 9.830 10:30:30.946
3 -	1:00.050	+ 0.883	10:24:16.010	10 -	1:00.266	+ 1.099 10:31:31.212
4 -	1:00.244	+ 1.077	10:25:16.254	11 -	1:00.882	+ 1.715 10:32:32.094
5 -	1:01.613	+ 2.446	10:26:17.867	12 -	<b>59.167</b>	<b>10:33:31.261</b>
6 -	59.857	+ 0.690	10:27:17.724	13 -	1:11.473	+ 12.306 10:34:42.734
7 -	1:04.455	+ 5.288	10:28:22.179	14 -	59.431	+ 0.264 10:35:42.165
<b>29</b>	<b>Tim DAVIES</b>		<b>B Rover Metro GTi</b>			
1 -	1:18.771	+ 15.540	10:22:19.601	5 -	1:05.233	+ 2.002 10:26:39.213
2 -	1:04.930	+ 1.699	10:23:24.531	6 -	1:04.229	+ 0.998 10:27:43.442
3 -	1:04.832	+ 1.601	10:24:29.363	7 -	<b>1:03.231</b>	<b>10:28:46.673</b>
4 -	1:04.617	+ 1.386	10:25:33.980	8 -	1:07.019	+ 3.788 10:29:53.692
<b>30</b>	<b>Oliver HOOD</b>		<b>B Rover 100</b>			
1 -	1:24.787	+ 19.864	10:22:18.806	8 -	1:06.839	+ 1.916 10:30:08.572
2 -	1:09.889	+ 4.966	10:23:28.695	9 -	1:05.732	+ 0.809 10:31:14.304
3 -	1:07.361	+ 2.438	10:24:36.056	10 -	1:05.521	+ 0.598 10:32:19.825
4 -	1:05.865	+ 0.942	10:25:41.921	11 -	1:06.791	+ 1.868 10:33:26.616
5 -	1:09.589	+ 4.666	10:26:51.510	12 -	1:06.824	+ 1.901 10:34:33.440
6 -	1:05.300	+ 0.377	10:27:56.810	13 -	1:05.539	+ 0.616 10:35:38.979
7 -	<b>1:04.923</b>		<b>10:29:01.733</b>			
<b>31</b>	<b>Steven HINCHLIFFE</b>		<b>B Rover Metro GTi</b>			
1 -	1:23.307	+ 15.756	10:22:27.957	7 -	1:08.699	+ 1.148 10:29:34.235
2 -	1:11.522	+ 3.971	10:23:39.479	8 -	1:08.012	+ 0.461 10:30:42.247
3 -	1:10.953	+ 3.402	10:24:50.432	9 -	1:09.771	+ 2.220 10:31:52.018
4 -	1:14.029	+ 6.478	10:26:04.461	10 -	<b>1:07.551</b>	<b>10:32:59.569</b>
5 -	1:11.393	+ 3.842	10:27:15.854	11 -	1:07.773	+ 0.222 10:34:07.342
6 -	1:09.682	+ 2.131	10:28:25.536	12 -	1:11.912	+ 4.361 10:35:19.254
<b>32</b>	<b>Tony DOWLER</b>		<b>C MG Metro</b>			
1 -	1:14.082	+ 12.238	10:21:43.648	8 -	1:02.485	+ 0.641 10:29:04.797
2 -	1:04.180	+ 2.336	10:22:47.828	9 -	1:03.638	+ 1.794 10:30:08.435
3 -	1:03.074	+ 1.230	10:23:50.902	10 -	1:03.059	+ 1.215 10:31:11.494
4 -	1:03.212	+ 1.368	10:24:54.114	11 -	1:02.885	+ 1.041 10:32:14.379
5 -	<b>1:01.844</b>		<b>10:25:55.958</b>	12 -	1:03.070	+ 1.226 10:33:17.449
6 -	1:02.465	+ 0.621	10:26:58.423	13 -	1:03.131	+ 1.287 10:34:20.580
7 -	1:03.889	+ 2.045	10:28:02.312	14 -	1:03.683	+ 1.839 10:35:24.263
<b>33</b>	<b>Jonathan WOODCOCK</b>		<b>B Rover Metro GTi</b>			
1 -	1:15.617	+ 11.243	10:21:54.240	3 -	1:07.391	+ 3.017 10:24:11.131
2 -	1:09.500	+ 5.126	10:23:03.740	4 -	<b>1:04.374</b>	<b>10:25:15.505</b>
<b>42</b>	<b>Adam JOSEPH-PALMER</b>		<b>B MG Metro</b>			
1 -	1:14.598	+ 12.766	10:21:55.609	8 -	1:02.128	+ 0.296 10:29:18.872
2 -	1:05.936	+ 4.104	10:23:01.545	9 -	1:02.272	+ 0.440 10:30:21.144
3 -	1:03.069	+ 1.237	10:24:04.614	10 -	1:02.877	+ 1.045 10:31:24.021
4 -	1:03.024	+ 1.192	10:25:07.638	11 -	1:02.059	+ 0.227 10:32:26.080
5 -	1:02.973	+ 1.141	10:26:10.611	12 -	1:02.391	+ 0.559 10:33:28.471
6 -	1:02.526	+ 0.694	10:27:13.137	13 -	1:04.264	+ 2.432 10:34:32.735

Weather / Track : Cloudy / Dry

Brands Hatch Indy  
Circuit Length = 1.1986 miles  
Start: 10:20 End: 10:36

# Drayton Manor Park MG Metro Cup

## QUALIFYING - RACE 12 - LAP ANALYSIS

7 -	1:03.607	+ 1.775	10:28:16.744	14 -	<b>1:01.832</b>		<b>10:35:34.567</b>
<b>43</b>	<b>James WEBB</b>		<b>B Rover Metro GTi</b>				
1 -	1:17.237	+ 15.201	10:21:51.881	8 -	1:03.393	+ 1.357	10:29:21.097
2 -	1:07.031	+ 4.995	10:22:58.912	9 -	1:03.388	+ 1.352	10:30:24.485
3 -	1:03.405	+ 1.369	10:24:02.317	10 -	1:02.274	+ 0.238	10:31:26.759
4 -	1:03.719	+ 1.683	10:25:06.036	11 -	1:02.093	+ 0.057	10:32:28.852
5 -	1:04.052	+ 2.016	10:26:10.088	12 -	1:02.117	+ 0.081	10:33:30.969
6 -	1:03.511	+ 1.475	10:27:13.599	13 -	1:02.845	+ 0.809	10:34:33.814
7 -	1:04.105	+ 2.069	10:28:17.704	14 -	<b>1:02.036</b>		<b>10:35:35.850</b>
<b>45</b>	<b>Simon WILSON</b>		<b>B Rover Metro GTi 16v</b>				
1 -	1:19.256	+ 12.852	10:21:50.080	8 -	1:09.347	+ 2.943	10:29:56.389
2 -	1:11.821	+ 5.417	10:23:01.901	9 -	1:08.307	+ 1.903	10:31:04.696
3 -	1:11.052	+ 4.648	10:24:12.953	10 -	1:08.144	+ 1.740	10:32:12.840
4 -	1:08.244	+ 1.840	10:25:21.197	11 -	<b>1:06.404</b>		<b>10:33:19.244</b>
5 -	1:10.328	+ 3.924	10:26:31.525	12 -	1:07.334	+ 0.930	10:34:26.578
6 -	1:08.536	+ 2.132	10:27:40.061	13 -	1:08.852	+ 2.448	10:35:35.430
7 -	1:06.981	+ 0.577	10:28:47.042				
<b>58</b>	<b>Michael HARRIS</b>		<b>C MG Metro non Turbo</b>				
1 -	1:13.487	+ 11.815	10:21:38.065	8 -	1:03.692	+ 2.020	10:29:13.882
2 -	1:06.899	+ 5.227	10:22:44.964	9 -	<b>1:01.672</b>		<b>10:30:15.554</b>
3 -	1:04.811	+ 3.139	10:23:49.775	10 -	1:03.620	+ 1.948	10:31:19.174
4 -	1:06.524	+ 4.852	10:24:56.299	11 -	1:05.374	+ 3.702	10:32:24.548
5 -	1:05.711	+ 4.039	10:26:02.010	12 -	1:02.953	+ 1.281	10:33:27.501
6 -	1:04.105	+ 2.433	10:27:06.115	13 -	1:07.595	+ 5.923	10:34:35.096
7 -	1:04.075	+ 2.403	10:28:10.190	14 -	1:03.866	+ 2.194	10:35:38.962
<b>66</b>	<b>Justin MARSDEN</b>		<b>A MG Metro</b>				
1 -	2:17.521	+ 1:05.886	10:23:07.876	6 -	1:11.845	+ 0.210	10:29:16.410
2 -	1:13.818	+ 2.183	10:24:21.694	7 -	1:12.466	+ 0.831	10:30:28.876
3 -	1:14.575	+ 2.940	10:25:36.269	8 -	<b>1:11.635</b>		<b>10:31:40.511</b>
4 -	1:15.566	+ 3.931	10:26:51.835	9 -	1:14.403	+ 2.768	10:32:54.914
5 -	1:12.730	+ 1.095	10:28:04.565	10 -	1:14.958	+ 3.323	10:34:09.872
<b>69</b>	<b>James DUNKLEY</b>		<b>C MG Metro Turbo</b>				
1 -	1:16.760	+ 17.622	10:22:02.815	9 -	59.937	+ 0.799	10:30:09.560
2 -	1:03.954	+ 4.816	10:23:06.769	10 -	1:01.149	+ 2.011	10:31:10.709
3 -	1:02.258	+ 3.120	10:24:09.027	11 -	59.721	+ 0.583	10:32:10.430
4 -	59.458	+ 0.320	10:25:08.485	12 -	1:00.353	+ 1.215	10:33:10.783
5 -	1:00.064	+ 0.926	10:26:08.549	13 -	<b>59.138</b>		<b>10:34:09.921</b>
6 -	1:00.909	+ 1.771	10:27:09.458	14 -	59.743	+ 0.605	10:35:09.664
7 -	59.874	+ 0.736	10:28:09.332	15 -	1:07.753	+ 8.615	10:36:17.417
8 -	1:00.291	+ 1.153	10:29:09.623				
<b>79</b>	<b>Paul ASHTON</b>		<b>C MG Metro</b>				
1 -	1:12.660	+ 12.354	10:21:40.714	6 -	1:01.863	+ 1.557	10:26:50.265
2 -	1:03.650	+ 3.344	10:22:44.364	7 -	1:00.626	+ 0.320	10:27:50.891
3 -	1:02.394	+ 2.088	10:23:46.758	8 -	1:02.180	+ 1.874	10:28:53.071
4 -	1:01.338	+ 1.032	10:24:48.096	9 -	1:02.234	+ 1.928	10:29:55.305
5 -	<b>1:00.306</b>		<b>10:25:48.402</b>	10 -	1:01.401	+ 1.095	10:30:56.706
<b>94</b>	<b>Thomas GRAINGER</b>		<b>B Rover 100 GTi</b>				
1 -	1:14.124	+ 9.491	10:21:35.777	5 -	<b>1:04.633</b>		<b>10:26:00.205</b>
2 -	1:06.621	+ 1.988	10:22:42.398	6 -	1:05.394	+ 0.761	10:27:05.599
3 -	1:06.864	+ 2.231	10:23:49.262	7 -	1:05.819	+ 1.186	10:28:11.418
4 -	1:06.310	+ 1.677	10:24:55.572				
<b>96</b>	<b>Dick TREVETT</b>		<b>C MG Metro Turbo</b>				
1 -	1:13.074	+ 13.756	10:21:39.127	8 -	1:00.502	+ 1.184	10:28:52.101
2 -	1:05.069	+ 5.751	10:22:44.196	9 -	1:00.237	+ 0.919	10:29:52.338
3 -	1:02.845	+ 3.527	10:23:47.041	10 -	<b>59.318</b>		<b>10:30:51.656</b>

Weather / Track : Cloudy / Dry

Brands Hatch Indy  
Circuit Length = 1.1986 miles  
Start: 10:20 End: 10:36



**Drayton Manor Park MG Metro Cup**  
**QUALIFYING - RACE 12 - LAP ANALYSIS**


4 -	1:02.333	+ 3.015	10:24:49.374	11 -	1:01.256	+ 1.938	10:31:52.912
5 -	1:00.614	+ 1.296	10:25:49.988	12 -	1:02.841	+ 3.523	10:32:55.753
6 -	1:01.384	+ 2.066	10:26:51.372	13 -	1:05.498	+ 6.180	10:34:01.251
7 -	1:00.227	+ 0.909	10:27:51.599				
<b>97</b>	<b>Andrew ASHTON</b>			<b>C Rover Metro GTi</b>			
1 -	1:16.246	+ 16.695	10:21:49.227	6 -	59.944	+ 0.393	10:26:53.315
2 -	1:02.718	+ 3.167	10:22:51.945	7 -	59.801	+ 0.250	10:27:53.116
3 -	1:00.924	+ 1.373	10:23:52.869	8 -	59.912	+ 0.361	10:28:53.028
4 -	1:00.799	+ 1.248	10:24:53.668	9 -	59.635	+ 0.084	10:29:52.663
5 -	59.703	+ 0.152	10:25:53.371	10 -	<b>59.551</b>		<b>10:30:52.214</b>

Weather / Track : Cloudy / Dry

Brands Hatch Indy  
 Circuit Length = 1.1986 miles  
 Start: 10:20 End: 10:36

# Drayton Manor Park MG Metro Cup

## RACE 12 - GRID - AMENDED

ROW 13	1:12.827 22 Callum EVISON	49 Richard GARRARD
ROW 12	1:07.551 31 Steven HINCHLIFFE	66 Justin MARSDEN
ROW 11	1:06.404 45 Simon WILSON	1:06.925 20 David HEASMAN
ROW 10	1:04.633 94 Thomas GRAINGER	1:04.923 30 Oliver HOOD
ROW 9	1:03.920 11 Pete THOMSON	1:04.374 33 Jonathan WOODCOCK
ROW 8	1:03.231 29 Tim DAVIES	1:03.902 10 Miles GENTLE
ROW 7	1:02.036 43 James WEBB	1:02.966 26 Derek FACER
ROW 6	1:01.832 42 Adam JOSEPH-PALMER	1:01.844 32 Tony DOWLER
ROW 5	1:01.505 19 Tom SANDERSON	1:01.672 58 Michael HARRIS
ROW 4	1:00.306 79 Paul ASHTON	1:01.404 12 Iain PATTERSON
ROW 3	59.551 97 Andrew ASHTON	59.763 7 Tony HOWE
ROW 2	59.318 96 Dick TREVETT	59.479 14 Mark BELLAMY
ROW 1	59.138 69 James DUNKLEY	59.167 28 Mike WILLIAMS
<b>Pole</b>		
		

Car 49 added to the back

Brands Hatch Indy  
Circuit Length = 1.1986 miles

**These results are provisional until the conclusion of any judicial and technical matters.**

Clerk of Course :		Timekeeper :

# Drayton Manor Park MG Metro Cup

## RACE 12 - CLASSIFICATION

POS	NO	CL	NAME	ENTRY	LAPS	TIME	GAP	DIFF	MPH	BEST	ON
1	69	C	James DUNKLEY	MG Metro Turbo	16	15:59.744			71.93	59.063	9
2	97	C	Andrew ASHTON	Rover Metro GTi	16	16:08.398	8.654	8.654	71.29	58.889	5
3	96	C	Dick TREVETT	MG Metro Turbo	16	16:14.019	14.275	5.621	70.88	59.540	14
4	14	C	Mark BELLAMY	MG Metro	16	16:19.738	19.994	5.719	70.46	58.965	5
5	28	C	Mike WILLIAMS	Rover 100	16	16:23.849	24.105	4.111	70.17	59.196	5
6	79	C	Paul ASHTON	MG Metro	16	16:25.747	26.003	1.898	70.03	59.781	12
7	12	B	Iain PATTERSON	Rover Metro Gti	16	16:49.401	49.657	23.654	68.39	1:01.646	5
8	58	C	Michael HARRIS	MG Metro non Turbo	16	16:55.889	56.145	6.488	67.96	1:01.695	11
9	49	C	Richard GARRARD	MG Metro Turbo	16	17:02.391	1:02.647	6.502	67.52	1:01.425	14
10	26	B	Derek FACER	Rover Metro GTi	16	17:05.067	1:05.323	2.676	67.35	1:02.075	11
11	10	B	Miles GENTLE	Rover Metro GTi	15	16:16.821	1 lap	1 lap	66.26	1:03.711	7
12	11	B	Pete THOMSON	Rover Metro GTi	15	16:17.329	1 lap	0.508	66.22	1:02.829	7
13	20	B	David HEASMAN	Rover Metro Gti	15	16:17.746	1 lap	0.417	66.19	1:03.456	9
14	30	B	Oliver HOOD	Rover 100	15	16:26.455	1 lap	8.709	65.61	1:04.013	6
15	94	B	Thomas GRAINGER	Rover 100 GTi	15	16:32.736	1 lap	6.281	65.19	1:04.358	14
16	31	B	Steven HINCHLIFFE	Rover Metro GTi	14	16:16.733	2 laps	1 lap	61.84	1:05.310	12
17	66	A	Justin MARSDEN	MG Metro	13	16:01.586	3 laps	1 lap	58.33	1:09.124	7

### NOT CLASSIFIED

DNF	32	C	Tony DOWLER	MG Metro	14	14:49.585	2 laps		67.90	1:02.002	11
DNF	43	B	James WEBB	Rover Metro GTi	14	14:50.438	2 laps	0.853	67.84	1:01.815	11
DNF	33	B	Jonathan WOODCOCK	Rover Metro GTi	14	15:02.037	2 laps	11.599	66.97	1:02.552	6
DNF	22	A	Callum EVISON	MG Metro	11	13:12.236	5 laps	3 laps	59.91	1:08.793	7
DNF	42	B	Adam JOSEPH-PALMER	MG Metro	4	4:22.089	12 laps	7 laps	65.85	1:02.563	4
DNF	29	B	Tim DAVIES	Rover Metro GTi	3	3:26.033	13 laps	1 lap	62.83	1:04.398	2
DNF	19	B	Tom SANDERSON	Rover Metro GTi	2	2:12.909	14 laps	1 lap	64.93	1:03.223	2
DNF	45	B	Simon WILSON	Rover Metro GTi 16v	2	2:27.101	14 laps	14.192	58.66	1:09.791	2
DNF	7	C	Tony HOWE	MG Metro Turbo	1	1:09.404	15 laps	1 lap	62.17		

### FASTEST LAP

97	C	Andrew ASHTON	Rover Metro GTi	5	58.889	73.27 mph	117.92 kph
12	B	Iain PATTERSON	Rover Metro Gti	5	1:01.646	69.99 mph	112.64 kph
22	A	Callum EVISON	MG Metro	7	1:08.793	62.72 mph	100.94 kph

Weather / Track : Sunny / Dry

These results are provisional until the conclusion of any judicial and technical matters.

Brands Hatch Indy

Circuit Length = 1.1986 miles

Start: 13:16 End: 13:34

Clerk of Course :

Timekeeper :

# Drayton Manor Park MG Metro Cup

## RACE 12 - LAP CHART

Lap 1			Lap 2			Lap 3			Lap 4			Lap 5		
No	Behind	Laptime	No	Behind	Laptime	No	Behind	Laptime	No	Behind	Laptime	No	Behind	Laptime
28		1:05.804	28		59.699	28		59.616	28		59.392	28		59.196
69	0.511	1:06.315	69	0.320	59.508	69	0.180	59.476	69	0.155	59.367	69	0.150	59.191
14	1.046	1:06.850	14	0.772	59.425	14	0.406	59.250	97	0.832	59.239	97	0.525	58.889
97	1.626	1:07.430	97	1.243	59.316	97	0.985	59.358	14	0.999	59.985	14	0.768	58.965
7	3.600	1:09.404	96	5.517	1:01.442	96	6.581	1:00.680	96	8.450	1:01.261	96	9.058	59.804
96	3.774	1:09.578	79	5.716	1:01.427	79	7.822	1:01.722	79	9.421	1:00.991	79	10.528	1:00.303
19	3.882	1:09.686	12	7.400	1:01.978	12	9.522	1:01.738	12	11.992	1:01.862	12	14.442	1:01.646
79	3.988	1:09.792	19	7.406	1:03.223	26	13.139	1:02.565	26	16.838	1:03.091	26	22.513	1:04.871
12	5.121	1:10.925	26	10.190	1:02.484	42	14.407	1:03.037	42	17.578	1:02.563	43	22.849	1:03.111
26	7.405	1:13.209	42	10.986	1:03.047	43	14.869	1:02.746	43	18.934	1:03.457	32	23.160	1:03.091
42	7.638	1:13.442	32	11.276	1:03.189	32	15.703	1:04.043	32	19.265	1:02.954	58	23.789	1:03.114
32	7.786	1:13.590	43	11.739	1:03.217	58	16.488	1:03.175	58	19.871	1:02.775	10	28.820	1:04.085
43	8.221	1:14.025	58	12.929	1:03.691	10	18.608	1:04.370	10	23.931	1:04.715	33	28.951	1:03.946
10	8.640	1:14.444	10	13.854	1:04.913	20	19.031	1:04.401	33	24.201	1:04.153	20	29.394	1:04.174
58	8.937	1:14.741	20	14.246	1:04.540	33	19.440	1:04.080	20	24.416	1:04.777	11	29.740	1:03.970
20	9.405	1:15.209	33	14.976	1:04.454	11	20.903	1:04.531	11	24.966	1:03.455	30	33.119	1:04.349
33	10.221	1:16.025	29	15.484	1:04.398	29	20.914	1:05.046	30	27.966	1:04.749	49	35.430	1:02.414
11	10.543	1:16.347	11	15.988	1:05.144	30	22.609	1:04.679	94	30.166	1:05.592	94	36.163	1:05.193
29	10.785	1:16.589	30	17.546	1:05.048	94	23.966	1:04.578	49	32.212	1:03.150	31	43.426	1:06.547
45	11.506	1:17.310	94	19.004	1:05.842	31	28.411	1:07.791	31	36.075	1:07.056	66	58.643	1:09.946
30	12.197	1:18.001	31	20.236	1:06.482	49	28.454	1:02.734	66	47.893	1:09.449			
94	12.861	1:18.665	45	21.598	1:09.791	66	37.836	1:10.841	22	48.992	1:09.441			
31	13.453	1:19.257	49	25.336	1:03.051	22	38.943	1:10.229						
66	16.535	1:22.339	66	26.611	1:09.775									
22	17.588	1:23.392	22	28.330	1:10.441									
49	21.984	1:27.788												

Weather / Track : Sunny / Dry

Brands Hatch Indy  
 Circuit Length = 1.1986 miles  
 Start: 13:16 End: 13:34

**Drayton Manor Park MG Metro Cup**  
**RACE 12 - LAP CHART**

Lap 6			Lap 7			Lap 8			Lap 9			Lap 10		
No	Behind	Laptime	No	Behind	Laptime	No	Behind	Laptime	No	Behind	Laptime	No	Behind	Laptime
69		59.299	69		59.467	69		1:00.033	69		59.063	69		59.210
22	1 LAP	1:09.847	28	1.031	59.796	28	0.483	59.485	28	0.711	59.291	28	0.793	59.292
28	0.702	1:00.151	14	1.337	59.802	14	0.859	59.555	14	0.929	59.133	14	0.968	59.249
14	1.002	59.683	97	3.668	59.640	97	3.476	59.841	97	3.857	59.444	97	4.750	1:00.103
97	3.495	1:02.419	96	10.089	1:00.158	96	10.233	1:00.177	31	1 LAP	1:08.478	96	11.396	59.775
96	9.398	59.789	66	1 LAP	1:10.983	79	12.124	1:00.677	96	10.831	59.661	79	14.253	1:00.151
79	11.013	59.934	22	1 LAP	1:10.643	66	1 LAP	1:09.124	79	13.312	1:00.251	31	1 LAP	1:08.816
12	17.791	1:02.798	79	11.480	59.934	22	1 LAP	1:08.793	12	26.070	1:02.411	12	29.286	1:02.426
26	26.062	1:02.998	12	20.146	1:01.822	12	22.722	1:02.609	66	1 LAP	1:09.704	32	39.205	1:02.366
32	26.333	1:02.622	32	29.178	1:02.312	32	32.361	1:03.216	22	1 LAP	1:09.884	43	40.031	1:02.870
43	26.526	1:03.126	26	30.082	1:03.487	43	32.743	1:02.589	32	36.049	1:02.751	58	40.737	1:02.874
58	27.012	1:02.672	43	30.187	1:03.128	26	33.171	1:03.122	43	36.371	1:02.691	66	1 LAP	1:10.393
33	32.054	1:02.552	58	30.929	1:03.384	58	33.440	1:02.544	58	37.073	1:02.696	26	42.348	1:04.476
10	33.495	1:04.124	33	35.733	1:03.146	33	38.589	1:02.889	26	37.082	1:02.974	22	1 LAP	1:13.607
11	34.779	1:04.488	10	37.739	1:03.711	10	41.606	1:03.900	33	43.251	1:03.725	33	47.658	1:03.617
20	35.851	1:05.906	11	38.141	1:02.829	11	41.964	1:03.856	49	46.037	1:02.154	49	48.682	1:01.855
30	37.683	1:04.013	20	40.154	1:03.770	49	42.946	1:01.789	10	47.182	1:04.639	10	51.751	1:03.779
49	38.491	1:02.510	49	41.190	1:02.166	20	43.938	1:03.817	11	48.064	1:05.163	11	52.396	1:03.542
94	41.493	1:04.779	30	43.128	1:04.912	30	47.416	1:04.321	20	48.331	1:03.456	20	52.693	1:03.572
31	51.816	1:07.839	94	46.596	1:04.570	94	51.383	1:04.820	30	52.676	1:04.323	30	58.291	1:04.825
			31	59.916	1:07.567				94	56.904	1:04.584			

Weather / Track : Sunny / Dry

Brands Hatch Indy  
 Circuit Length = 1.1986 miles  
 Start: 13:16 End: 13:34

**Drayton Manor Park MG Metro Cup**  
**RACE 12 - LAP CHART**

Lap 11			Lap 12			Lap 13			Lap 14			Lap 15		
No	Behind	Laptime	No	Behind	Laptime	No	Behind	Laptime	No	Behind	Laptime	No	Behind	Laptime
69		59.311	69		59.626	69		1:00.117	69		59.541	69		1:00.418
28	1.154	59.672	22	2 LAPS	1:14.407	28	1.166	59.784	14	1.885	59.104	14	1.280	59.813
14	1.832	1:00.175	28	1.499	59.971	14	2.322	1:00.687	10	1 LAP	1:03.731	33	1 LAP	1:04.158
97	5.637	1:00.198	14	1.752	59.546	10	1 LAP	1:04.981	97	6.856	1:00.149	31	2 LAPS	1:26.160
94	1 LAP	1:07.274	66	2 LAPS	1:19.869	11	1 LAP	1:04.844	11	1 LAP	1:04.115	97	6.874	1:00.436
96	11.654	59.569	30	1 LAP	1:05.180	20	1 LAP	1:04.509	20	1 LAP	1:04.296	10	1 LAP	1:04.748
79	15.087	1:00.145	97	5.978	59.967	97	6.248	1:00.387	96	11.729	59.540	11	1 LAP	1:04.688
31	1 LAP	1:06.622	94	1 LAP	1:05.505	30	1 LAP	1:05.228	30	1 LAP	1:04.890	96	11.608	1:00.297
12	33.181	1:03.206	96	11.900	59.872	96	11.730	59.947	28	15.735	1:14.110	20	1 LAP	1:04.871
32	41.896	1:02.002	79	15.242	59.781	22	2 LAPS	1:11.552	79	20.956	1:04.760	30	1 LAP	1:04.253
43	42.535	1:01.815	31	1 LAP	1:05.579	66	2 LAPS	1:11.344	94	1 LAP	1:05.156	28	19.398	1:04.081
58	43.121	1:01.695	12	36.213	1:02.658	79	15.737	1:00.612	66	2 LAPS	1:12.025	79	20.863	1:00.325
26	45.112	1:02.075	32	44.680	1:02.410	94	1 LAP	1:05.276	12	41.073	1:02.284	94	1 LAP	1:04.358
49	51.914	1:02.543	43	45.116	1:02.207	31	1 LAP	1:05.310	32	50.061	1:02.829	12	44.770	1:04.115
33	52.121	1:03.774	58	45.567	1:02.072	12	38.330	1:02.234	43	50.914	1:03.622	58	53.339	1:02.401
10	57.088	1:04.648	26	48.077	1:02.591	32	46.773	1:02.210	58	51.356	1:03.039	26	58.968	1:04.992
11	57.645	1:04.560	49	54.325	1:02.037	43	46.833	1:01.834	26	54.394	1:03.305	49	59.791	1:02.582
20	58.020	1:04.638	33	55.234	1:02.739	58	47.858	1:02.408	49	57.627	1:01.425			
						26	50.630	1:02.670						
						49	55.743	1:01.535						
						33	57.896	1:02.779						

Weather / Track : Sunny / Dry

Brands Hatch Indy  
 Circuit Length = 1.1986 miles  
 Start: 13:16 End: 13:34

**Drayton Manor Park MG Metro Cup**  
**RACE 12 - LAP CHART**


Lap 16		
No	Behind	Laptime
69		59.802
66	3 LAPS	1:35.794
97	8.654	1:01.582
96	14.275	1:02.469
31	2 LAPS	1:13.229
10	1 LAP	1:06.033
11	1 LAP	1:05.797
20	1 LAP	1:05.810
14	19.994	1:18.516
28	24.105	1:04.509
79	26.003	1:04.942
30	1 LAP	1:07.684
94	1 LAP	1:06.544
12	49.657	1:04.689
58	56.145	1:02.608
49	1:02.647	1:02.658
26	1:05.323	1:06.157

**Weather / Track : Sunny / Dry**

Brands Hatch Indy  
Circuit Length = 1.1986 miles  
Start: 13:16 End: 13:34

# Drayton Manor Park MG Metro Cup

## RACE 19 - GRID - AMENDED

ROW 13	1:13.392 22 Callum EVISON	49 Richard GARRARD
ROW 12	1:07.773 31 Steven HINCHLIFFE	66 Justin MARSDEN
ROW 11	1:07.391 33 Jonathan WOODCOCK	1:07.650 20 David HEASMAN
ROW 10	1:05.394 94 Thomas GRAINGER	1:06.981 45 Simon WILSON
ROW 9	1:04.229 29 Tim DAVIES	1:05.300 30 Oliver HOOD
ROW 8	1:03.990 11 Pete THOMSON	1:04.026 10 Miles GENTLE
ROW 7	1:02.953 58 Michael HARRIS	1:03.122 26 Derek FACER
ROW 6	1:02.093 43 James WEBB	1:02.465 32 Tony DOWLER
ROW 5	1:01.868 19 Tom SANDERSON	1:02.059 42 Adam JOSEPH-PALMER
ROW 4	1:00.626 79 Paul ASHTON	1:01.531 12 Iain PATTERSON
ROW 3	1:00.227 96 Dick TREVETT	1:00.432 7 Tony HOWE
ROW 2	59.635 97 Andrew ASHTON	59.796 14 Mark BELLAMY
ROW 1	59.431 28 Mike WILLIAMS	59.458 69 James DUNKLEY
<b>Pole</b>		
		

Car 49 added to the back

Brands Hatch Indy  
Circuit Length = 1.1986 miles

**These results are provisional until the conclusion of any judicial and technical matters.**

Clerk of Course :		Timekeeper :



# Drayton Manor Park MG Metro Cup

## RACE 19 - CLASSIFICATION

POS	NO	CL	NAME	ENTRY	LAPS	TIME	GAP	DIFF	MPH	BEST	ON
1	28	C	Mike WILLIAMS	Rover 100	16	15:54.513			72.33	58.597	9
2	69	C	James DUNKLEY	MG Metro Turbo	16	15:58.120	3.607	3.607	72.05	58.623	9
3	97	C	Andrew ASHTON	Rover Metro GTi	16	15:59.653	5.140	1.533	71.94	58.859	3
4	14	C	Mark BELLAMY	MG Metro	16	15:59.945	5.432	0.292	71.92	58.972	9
5	96	C	Dick TREVETT	MG Metro Turbo	16	16:14.310	19.797	14.365	70.86	59.334	12
6	7	C	Tony HOWE	MG Metro Turbo	16	16:23.633	29.120	9.323	70.18	59.714	10
7	12	B	Iain PATTERSON	Rover Metro Gti	16	16:41.181	46.668	17.548	68.95	1:01.389	11
8	49	C	Richard GARRARD	MG Metro Turbo	16	16:52.590	58.077	11.409	68.18	1:01.183	14
9	43	B	James WEBB	Rover Metro GTi	15	15:58.282	1 lap	1 lap	67.54	1:01.567	10
10	26	B	Derek FACER	Rover Metro GTi	15	15:59.243	1 lap	0.961	67.47	1:02.547	5
11	58	C	Michael HARRIS	MG Metro non Turbo	15	16:00.912	1 lap	1.669	67.35	1:00.698	11
12	10	B	Miles GENTLE	Rover Metro GTi	15	16:08.854	1 lap	7.942	66.80	1:03.371	8
13	29	B	Tim DAVIES	Rover Metro GTi	15	16:09.062	1 lap	0.208	66.79	1:03.161	3
14	30	B	Oliver HOOD	Rover 100	15	16:17.270	1 lap	8.208	66.23	1:03.447	7
15	33	B	Jonathan WOODCOCK	Rover Metro GTi	15	16:18.161	1 lap	0.891	66.17	1:03.585	13
16	94	B	Thomas GRAINGER	Rover 100 GTi	15	16:21.420	1 lap	3.259	65.95	1:03.771	6
17	42	B	Adam JOSEPH-PALMER	MG Metro	15	16:23.822	1 lap	2.402	65.79	1:03.966	6
18	20	B	David HEASMAN	Rover Metro Gti	15	16:28.086	1 lap	4.264	65.50	1:03.445	11
19	45	B	Simon WILSON	Rover Metro GTi 16v	15	16:35.400	1 lap	7.314	65.02	1:04.417	6
20	31	B	Steven HINCHLIFFE	Rover Metro GTi	15	16:48.518	1 lap	13.118	64.17	1:04.647	13
21	66	A	Justin MARSDEN	MG Metro	14	16:20.677	2 laps	1 lap	61.60	1:07.596	10

### NOT CLASSIFIED

DNF	11	B	Pete THOMSON	Rover Metro GTi	13	14:10.555	3 laps	1 lap	65.95	1:02.691	7
DNF	19	B	Tom SANDERSON	Rover Metro GTi	0						

### FASTEST LAP

28	C	Mike WILLIAMS	Rover 100	9	58.597	73.63 mph	118.51 kph
12	B	Iain PATTERSON	Rover Metro Gti	11	1:01.389	70.29 mph	113.12 kph
66	A	Justin MARSDEN	MG Metro	10	1:07.596	63.83 mph	102.73 kph

Weather / Track : Sunny / Dry

These results are provisional until the conclusion of any judicial and technical matters.

Brands Hatch Indy

Circuit Length = 1.1986 miles

Start: 16:24 End: 16:41

Clerk of Course :	Timekeeper :
-------------------	--------------

**Drayton Manor Park MG Metro Cup**  
**RACE 19 - LAP CHART**

Lap 1			Lap 2			Lap 3			Lap 4			Lap 5		
No	Behind	Laptime	No	Behind	Laptime	No	Behind	Laptime	No	Behind	Laptime	No	Behind	Laptime
28		1:06.135	28		59.527	28		59.156	28		59.915	28		59.211
69	0.197	1:06.332	69	0.328	59.658	69	0.207	59.035	97	0.882	1:00.214	97	1.038	59.367
97	0.921	1:07.056	97	0.880	59.486	97	0.583	58.859	69	0.957	1:00.665	69	1.307	59.561
14	1.286	1:07.421	14	1.605	59.846	14	1.441	58.992	14	1.436	59.910	14	2.057	59.832
7	3.069	1:09.204	7	3.477	59.935	7	5.027	1:00.706	7	5.866	1:00.754	7	7.676	1:01.021
12	3.292	1:09.427	12	5.809	1:02.044	12	9.019	1:02.366	96	10.050	1:00.631	96	10.530	59.691
96	4.308	1:10.443	96	5.945	1:01.164	96	9.334	1:02.545	12	11.573	1:02.469	12	14.210	1:01.848
26	6.249	1:12.384	26	10.318	1:03.596	26	14.114	1:02.952	26	17.259	1:03.060	26	20.595	1:02.547
10	7.104	1:13.239	10	12.531	1:04.954	10	17.923	1:04.548	10	22.117	1:04.109	10	26.750	1:03.844
58	7.358	1:13.493	29	14.382	1:04.587	29	18.387	1:03.161	29	22.380	1:03.908	29	27.149	1:03.980
42	7.845	1:13.980	42	14.745	1:06.427	42	20.224	1:04.635	49	25.129	1:03.752	49	28.136	1:02.218
11	8.440	1:14.575	20	14.960	1:05.215	11	20.581	1:04.711	42	25.148	1:04.839	43	30.656	1:03.484
20	9.272	1:15.407	11	15.026	1:06.113	20	20.883	1:05.079	20	25.417	1:04.449	42	30.785	1:04.848
29	9.322	1:15.457	33	15.252	1:05.295	33	21.185	1:05.089	33	26.129	1:04.859	33	31.265	1:04.347
33	9.484	1:15.619	58	15.612	1:07.781	49	21.292	1:04.631	43	26.383	1:04.018	30	32.093	1:03.797
43	9.983	1:16.118	49	15.817	1:05.165	58	21.642	1:05.186	58	27.492	1:05.765	58	32.126	1:03.845
49	10.179	1:16.314	43	16.246	1:05.790	43	22.280	1:05.190	30	27.507	1:04.146	94	33.932	1:04.264
94	11.227	1:17.362	30	17.062	1:05.025	30	23.276	1:05.370	94	28.879	1:05.472	45	36.237	1:04.537
30	11.564	1:17.699	94	17.069	1:05.369	94	23.322	1:05.409	45	30.911	1:04.923	11	38.223	1:03.348
45	12.433	1:18.568	45	19.242	1:06.336	45	25.903	1:05.817	11	34.086	1:13.420	20	41.299	1:15.093
31	14.340	1:20.475	31	20.938	1:06.125	31	28.595	1:06.813	31	35.282	1:06.602	31	42.050	1:05.979
66	14.859	1:20.994	66	24.118	1:08.786	66	33.909	1:08.947	66	43.408	1:09.414	66	53.423	1:09.226

Weather / Track : Sunny / Dry

Brands Hatch Indy  
Circuit Length = 1.1986 miles  
Start: 16:24 End: 16:41

**Drayton Manor Park MG Metro Cup**  
**RACE 19 - LAP CHART**

Lap 6			Lap 7			Lap 8			Lap 9			Lap 10		
No	Behind	Laptime	No	Behind	Laptime	No	Behind	Laptime	No	Behind	Laptime	No	Behind	Laptime
28		59.157	28		59.312	28		59.269	28		58.597	28		58.872
69	1.385	59.235	69	0.953	58.880	69	0.630	58.946	69	0.656	58.623	69	0.442	58.658
97	1.543	59.662	97	1.715	59.484	97	1.412	58.966	14	2.214	58.972	45	1 LAP	1:05.693
14	1.999	59.099	14	2.129	59.442	14	1.839	58.979	97	2.260	59.445	97	2.749	59.361
7	9.628	1:01.109	66	1 LAP	1:09.235	66	1 LAP	1:08.120	31	1 LAP	1:09.825	14	3.255	59.913
96	11.057	59.684	7	12.494	1:02.178	96	14.377	1:00.921	96	15.885	1:00.105	20	1 LAP	1:06.355
12	16.764	1:01.711	96	12.725	1:00.980	7	14.746	1:01.521	7	17.041	1:00.892	31	1 LAP	1:06.090
26	24.187	1:02.749	12	19.413	1:01.961	12	21.889	1:01.745	66	1 LAP	1:09.597	96	16.534	59.521
10	31.181	1:03.588	26	28.082	1:03.207	26	31.927	1:03.114	12	25.477	1:02.185	7	17.883	59.714
49	31.607	1:02.628	49	35.445	1:03.150	49	38.062	1:01.886	26	36.435	1:03.105	12	28.840	1:02.235
29	31.662	1:03.670	10	36.438	1:04.569	10	40.540	1:03.371	49	41.526	1:02.061	66	1 LAP	1:09.439
43	33.261	1:01.762	29	37.113	1:04.763	43	40.844	1:02.881	43	44.866	1:02.619	26	40.876	1:03.313
42	35.594	1:03.966	43	37.232	1:03.283	58	41.994	1:01.989	10	45.610	1:03.667	49	44.564	1:01.910
58	36.427	1:03.458	58	39.274	1:02.159	29	42.035	1:04.191	58	45.718	1:02.321	43	47.561	1:01.567
33	36.505	1:04.397	33	40.868	1:03.675	33	45.849	1:04.250	29	47.259	1:03.821	58	50.565	1:03.719
30	37.666	1:04.730	42	41.155	1:04.873	30	46.678	1:04.146	30	51.953	1:03.872	10	50.723	1:03.985
94	38.546	1:03.771	30	41.801	1:03.447	42	47.570	1:05.684	33	52.270	1:05.018	29	51.914	1:03.527
45	41.497	1:04.417	94	43.577	1:04.343	94	48.312	1:04.004	42	53.610	1:04.637	30	56.787	1:03.706
11	42.168	1:03.102	11	45.547	1:02.691	11	49.254	1:02.976	11	53.833	1:03.176	33	57.816	1:04.418
20	47.322	1:05.180	45	46.959	1:04.774	45	53.277	1:05.587	94	54.731	1:05.016	11	58.771	1:03.810
31	49.031	1:06.138	20	51.693	1:03.683	20	56.340	1:03.916						
			31	55.953	1:06.234									

Weather / Track : Sunny / Dry

Brands Hatch Indy  
 Circuit Length = 1.1986 miles  
 Start: 16:24 End: 16:41

**Drayton Manor Park MG Metro Cup**  
**RACE 19 - LAP CHART**

Lap 11			Lap 12			Lap 13			Lap 14			Lap 15		
No	Behind	Laptime	No	Behind	Laptime	No	Behind	Laptime	No	Behind	Laptime	No	Behind	Laptime
28		59.013	28		59.511	28		58.933	28		59.786	28		58.939
69	0.415	58.986	69	1.434	1:00.530	10	1 LAP	1:03.746	69	1.336	59.409	43	1 LAP	1:02.601
94	1 LAP	1:04.045	30	1 LAP	1:05.295	29	1 LAP	1:03.266	97	3.904	59.687	69	2.328	59.931
42	1 LAP	1:05.264	97	3.696	1:00.045	69	1.713	59.212	14	4.639	59.833	97	4.321	59.356
97	3.162	59.426	14	4.221	1:00.303	97	4.003	59.240	10	1 LAP	1:04.118	14	5.185	59.485
14	3.429	59.187	33	1 LAP	1:05.588	14	4.592	59.304	66	2 LAPS	1:10.786	10	1 LAP	1:03.707
45	1 LAP	1:05.018	11	1 LAP	1:05.615	30	1 LAP	1:04.823	29	1 LAP	1:04.140	29	1 LAP	1:03.463
20	1 LAP	1:03.669	94	1 LAP	1:04.700	33	1 LAP	1:04.106	30	1 LAP	1:03.661	66	2 LAPS	1:10.443
96	17.385	59.864	42	1 LAP	1:06.065	11	1 LAP	1:03.340	33	1 LAP	1:03.585	30	1 LAP	1:03.866
7	19.781	1:00.911	20	1 LAP	1:03.445	94	1 LAP	1:04.923	11	1 LAP	1:03.678	33	1 LAP	1:04.063
31	1 LAP	1:08.086	45	1 LAP	1:05.827	42	1 LAP	1:04.554	94	1 LAP	1:03.775	96	19.101	59.663
12	31.216	1:01.389	96	17.208	59.334	96	18.418	1:00.143	42	1 LAP	1:04.470	94	1 LAP	1:04.849
66	1 LAP	1:07.596	7	21.569	1:01.299	20	1 LAP	1:03.925	96	18.377	59.745	42	1 LAP	1:04.802
26	45.070	1:03.207	31	1 LAP	1:05.874	45	1 LAP	1:06.991	20	1 LAP	1:03.821	7	27.282	1:01.174
49	47.420	1:01.869	12	34.041	1:02.336	7	23.931	1:01.295	7	25.047	1:00.902	20	1 LAP	1:04.848
43	50.480	1:01.932	49	49.734	1:01.825	12	36.993	1:01.885	45	1 LAP	1:05.533	45	1 LAP	1:04.837
58	52.250	1:00.698	26	50.008	1:04.449	31	1 LAP	1:05.938	12	39.722	1:02.515	12	43.164	1:02.381
10	55.267	1:03.557	66	1 LAP	1:09.222	49	52.224	1:01.423	31	1 LAP	1:04.647	31	1 LAP	1:04.916
29	56.496	1:03.595	43	53.560	1:02.591	26	54.591	1:03.516	49	53.621	1:01.183	49	55.906	1:01.224
			58	53.954	1:01.215	43	56.233	1:01.606	26	58.539	1:03.734			
						58	56.665	1:01.644	58	58.902	1:02.023			

Weather / Track : Sunny / Dry

Brands Hatch Indy  
 Circuit Length = 1.1986 miles  
 Start: 16:24 End: 16:41

**Drayton Manor Park MG Metro Cup**  
**RACE 19 - LAP CHART**

Lap 16		
No	Behind	Laptime
28		59.180
69	3.607	1:00.459
43	1 LAP	1:02.840
26	1 LAP	1:04.310
97	5.140	59.999
14	5.432	59.427
58	1 LAP	1:05.616
10	1 LAP	1:03.852
29	1 LAP	1:03.533
96	19.797	59.876
30	1 LAP	1:03.687
33	1 LAP	1:03.852
66	2 LAPS	1:08.872
94	1 LAP	1:04.118
7	29.120	1:01.018
42	1 LAP	1:04.778
20	1 LAP	1:04.001
45	1 LAP	1:06.542
12	46.668	1:02.684
31	1 LAP	1:04.776
49	58.077	1:01.351

**Weather / Track : Sunny / Dry**

Brands Hatch Indy  
Circuit Length = 1.1986 miles  
Start: 16:24 End: 16:41

# BARC Cannons Motor Spares Tin Top Saloons

## QUALIFYING - RACE 13 - CLASSIFICATION

POS	NO	CL	NAME	ENTRY	TIME	ON	LAPS	GAP	DIFF	MPH
1	90	TG	<b>Richard BRENT</b>	Peugeot 205 Gti	<b>55.108</b>	12	13			78.30
2	97	T3	<b>Andy WOODS-DEAN</b>	Renault Megane Coupe	<b>55.203</b>	12	13	<b>0.095</b>	0.095	78.16
3	15	TG	<b>David COX</b>	Peugeot 205 Gti	<b>56.069</b>	11	13	<b>0.961</b>	0.866	76.95
4	21	T3	<b>Danny CASSER</b>	MG ZR	<b>56.886</b>	15	16	<b>1.778</b>	0.817	75.85
5	43	T4	<b>Jason WATKINS</b>	Ford Fiesta XR2	<b>57.312</b>	9	12	<b>2.204</b>	0.426	75.29
6	33	T1	<b>Ian BUTLER</b>	Ford Focus RS	<b>57.376</b>	2	11	<b>2.268</b>	0.064	75.20
7	22	TG	<b>Christopher DAWKINS</b>	Mazda MX5	<b>57.688</b>	6	7	<b>2.580</b>	0.312	74.79
8	73	T3	<b>Terry SEARLES</b>	MG ZR 190	<b>58.136</b>	10	15	<b>3.028</b>	0.448	74.22
9	20	T3	<b>Gary CHAPPELL</b>	Toyota Celica	<b>58.232</b>	13	15	<b>3.124</b>	0.096	74.10
10	30	T3	<b>Garry BARLOW</b>	Proton Coupe	<b>58.253</b>	15	15	<b>3.145</b>	0.021	74.07
11	24	T3	<b>Steve CASSER</b>	Proton Coupe	<b>58.513</b>	9	14	<b>3.405</b>	0.260	73.74
12	25	T4	<b>Curtis MITCHELL</b>	Peugeot 205 Gti	<b>58.973</b>	13	13	<b>3.865</b>	0.460	73.16
13	11	T4	<b>Robert SADLER</b>	Peugeot 205 Gti	<b>59.133</b>	11	12	<b>4.025</b>	0.160	72.97
14	12	T3	<b>Brett LIDSEY</b>	Ford Fiesta ST	<b>1:00.096</b>	10	15	<b>4.988</b>	0.963	71.80
15	99	TG	<b>Vic HOPE</b>	VW Corrado	<b>1:00.403</b>	2	7	<b>5.295</b>	0.307	71.43
16	53	TF	<b>Mark SNELLING</b>	Fiat Punto	<b>1:00.636</b>	13	14	<b>5.528</b>	0.233	71.16
17	27	T4	<b>Dominic RYAN</b>	Ford Fiesta	<b>1:00.917</b>	10	14	<b>5.809</b>	0.281	70.83
18	51	T4	<b>Jon WILD</b>	MG Metro	<b>1:00.959</b>	13	13	<b>5.851</b>	0.042	70.78
19	16	TF	<b>Andrew BARRETT</b>	Fiat Uno	<b>1:02.419</b>	11	13	<b>7.311</b>	1.460	69.13
20	76	TF	<b>Simon EDWARDS</b>	Fiat Uno	<b>1:03.823</b>	11	13	<b>8.715</b>	1.404	67.60
21	64	TF	<b>Vince PROTO</b>	Fiat Uno	<b>1:04.008</b>	13	13	<b>8.900</b>	0.185	67.41
22	60	TB	<b>Steven McGILLIVARY</b>	VW Beetle	<b>1:04.053</b>	9	10	<b>8.945</b>	0.045	67.36
23	88	TB	<b>David CHARLTON</b>	VW Beetle	<b>1:04.617</b>	2	4	<b>9.509</b>	0.564	66.77
24	48	T3	<b>Berni BAXTER</b>	Ford Fiesta	<b>1:07.659</b>	2	2	<b>12.551</b>	3.042	63.77

Cars 22 and 24 transponders not working please rectify for race

Brands Hatch Indy  
Circuit Length = 1.1986 miles  
Start: 10:45 End: 11:01

Weather / Track : Sunny / Dry  
These results are provisional until the conclusion of any judicial and technical matters.

Clerk of Course :		Timekeeper :
-------------------	--	--------------

# BARC Cannons Motor Spares Tin Top Saloons

## QUALIFYING - RACE 13 - LAP ANALYSIS

<b>11</b>	<b>Robert SADLER</b>		T4 Peugeot 205 Gti				
1 -	1:08.989	+ 9.856	10:46:58.455	7 -	1:00.511	+ 1.378	10:53:06.496
2 -	1:01.867	+ 2.734	10:48:00.322	8 -	59.563	+ 0.430	10:54:06.059
3 -	59.820	+ 0.687	10:49:00.142	9 -	59.312	+ 0.179	10:55:05.371
4 -	1:01.206	+ 2.073	10:50:01.348	10 -	59.546	+ 0.413	10:56:04.917
5 -	1:02.023	+ 2.890	10:51:03.371	11 -	<b>59.133</b>		<b>10:57:04.050</b>
6 -	1:02.614	+ 3.481	10:52:05.985	12 -	59.861	+ 0.728	10:58:03.911
<b>12</b>	<b>Brett LIDSEY</b>		T3 Ford Fiesta ST				
1 -	1:07.732	+ 7.636	10:47:28.940	9 -	1:01.163	+ 1.067	10:55:40.010
2 -	1:01.500	+ 1.404	10:48:30.440	10 -	<b>1:00.096</b>		<b>10:56:40.106</b>
3 -	1:03.172	+ 3.076	10:49:33.612	11 -	1:00.097	+ 0.001	10:57:40.203
4 -	1:01.692	+ 1.596	10:50:35.304	12 -	1:00.140	+ 0.044	10:58:40.343
5 -	1:00.775	+ 0.679	10:51:36.079	13 -	1:00.458	+ 0.362	10:59:40.801
6 -	1:01.806	+ 1.710	10:52:37.885	14 -	1:00.652	+ 0.556	11:00:41.453
7 -	1:00.634	+ 0.538	10:53:38.519	15 -	1:00.756	+ 0.660	11:01:42.209
8 -	1:00.328	+ 0.232	10:54:38.847				
<b>15</b>	<b>David COX</b>		TG Peugeot 205 Gti				
1 -	1:00.363	+ 4.294	10:47:59.610	8 -	56.302	+ 0.233	10:54:41.319
2 -	56.761	+ 0.692	10:48:56.371	9 -	56.133	+ 0.064	10:55:37.452
3 -	58.516	+ 2.447	10:49:54.887	10 -	56.083	+ 0.014	10:56:33.535
4 -	58.964	+ 2.895	10:50:53.851	11 -	<b>56.069</b>		<b>10:57:29.604</b>
5 -	58.177	+ 2.108	10:51:52.028	12 -	56.600	+ 0.531	10:58:26.204
6 -	56.578	+ 0.509	10:52:48.606	13 -	57.355	+ 1.286	10:59:23.559
7 -	56.411	+ 0.342	10:53:45.017				
<b>16</b>	<b>Andrew BARRETT</b>		TF Fiat Uno				
1 -	1:05.745	+ 3.326	10:48:12.557	8 -	1:04.539	+ 2.120	10:55:43.050
2 -	1:05.534	+ 3.115	10:49:18.091	9 -	1:02.608	+ 0.189	10:56:45.658
3 -	1:03.910	+ 1.491	10:50:22.001	10 -	1:02.546	+ 0.127	10:57:48.204
4 -	1:04.070	+ 1.651	10:51:26.071	11 -	<b>1:02.419</b>		<b>10:58:50.623</b>
5 -	1:04.134	+ 1.715	10:52:30.205	12 -	1:04.536	+ 2.117	10:59:55.159
6 -	1:04.856	+ 2.437	10:53:35.061	13 -	1:04.575	+ 2.156	11:00:59.734
7 -	1:03.450	+ 1.031	10:54:38.511				
<b>20</b>	<b>Gary CHAPPELL</b>		T3 Toyota Celica				
1 -	1:09.802	+ 11.570	10:47:05.884	9 -	58.973	+ 0.741	10:55:02.534
2 -	1:00.860	+ 2.628	10:48:06.744	10 -	59.260	+ 1.028	10:56:01.794
3 -	1:00.248	+ 2.016	10:49:06.992	11 -	59.555	+ 1.323	10:57:01.349
4 -	59.765	+ 1.533	10:50:06.757	12 -	58.990	+ 0.758	10:58:00.339
5 -	59.632	+ 1.400	10:51:06.389	13 -	<b>58.232</b>		<b>10:58:58.571</b>
6 -	59.527	+ 1.295	10:52:05.916	14 -	58.910	+ 0.678	10:59:57.481
7 -	58.595	+ 0.363	10:53:04.511	15 -	59.597	+ 1.365	11:00:57.078
8 -	59.050	+ 0.818	10:54:03.561				
<b>21</b>	<b>Danny CASSER</b>		T3 MG ZR				
1 -	1:03.881	+ 6.995	10:47:06.692	9 -	57.002	+ 0.116	10:54:55.647
2 -	57.527	+ 0.641	10:48:04.219	10 -	59.584	+ 2.698	10:55:55.231
3 -	57.620	+ 0.734	10:49:01.839	11 -	57.232	+ 0.346	10:56:52.463
4 -	1:01.034	+ 4.148	10:50:02.873	12 -	57.588	+ 0.702	10:57:50.051
5 -	59.516	+ 2.630	10:51:02.389	13 -	57.436	+ 0.550	10:58:47.487
6 -	59.296	+ 2.410	10:52:01.685	14 -	56.998	+ 0.112	10:59:44.485
7 -	58.180	+ 1.294	10:52:59.865	15 -	<b>56.886</b>		<b>11:00:41.371</b>
8 -	58.780	+ 1.894	10:53:58.645	16 -	1:07.655	+ 10.769	11:01:49.026
<b>22</b>	<b>Christopher DAWKINS</b>		TG Mazda MX5				
1 -	1:01.233	+ 3.545	10:50:17.428	5 -	58.442	+ 0.754	10:54:19.173
2 -	1:00.921	+ 3.233	10:51:18.349	6 -	<b>57.688</b>		<b>10:55:16.861</b>
3 -	1:01.044	+ 3.356	10:52:19.393	7 -	58.039	+ 0.351	10:56:14.900
4 -	1:01.338	+ 3.650	10:53:20.731				

Cars 22 and 24 transponders not working please rectify for race

Weather / Track : Sunny / Dry

Brands Hatch Indy  
Circuit Length = 1.1986 miles  
Start: 10:45 End: 11:01

# BARC Cannons Motor Spares Tin Top Saloons

## QUALIFYING - RACE 13 - LAP ANALYSIS

<b>24</b>	<b>Steve CASSER</b>		T3 Proton Coupe				
1 -	1:00.621	+ 2.108	10:48:14.565	8 -	59.453	+ 0.940	10:55:12.997
2 -	59.741	+ 1.228	10:49:14.306	9 -	<b>58.513</b>		<b>10:56:11.510</b>
3 -	1:01.227	+ 2.714	10:50:15.533	10 -	58.803	+ 0.290	10:57:10.313
4 -	59.706	+ 1.193	10:51:15.239	11 -	59.995	+ 1.482	10:58:10.308
5 -	59.099	+ 0.586	10:52:14.338	12 -	59.268	+ 0.755	10:59:09.576
6 -	1:00.029	+ 1.516	10:53:14.367	13 -	58.956	+ 0.443	11:00:08.532
7 -	59.177	+ 0.664	10:54:13.544	14 -	58.611	+ 0.098	11:01:07.143
<b>25</b>	<b>Curtis MITCHELL</b>		T4 Peugeot 205 Gti				
1 -	1:03.528	+ 4.555	10:48:48.169	8 -	1:00.957	+ 1.984	10:56:07.211
2 -	1:03.033	+ 4.060	10:49:51.202	9 -	59.542	+ 0.569	10:57:06.753
3 -	1:06.493	+ 7.520	10:50:57.695	10 -	1:00.082	+ 1.109	10:58:06.835
4 -	1:01.862	+ 2.889	10:51:59.557	11 -	1:09.621	+ 10.648	10:59:16.456
5 -	1:03.704	+ 4.731	10:53:03.261	12 -	59.887	+ 0.914	11:00:16.343
6 -	1:01.676	+ 2.703	10:54:04.937	13 -	<b>58.973</b>		<b>11:01:15.316</b>
7 -	1:01.317	+ 2.344	10:55:06.254				
<b>27</b>	<b>Dominic RYAN</b>		T4 Ford Fiesta				
1 -	1:13.130	+ 12.213	10:47:10.149	8 -	1:01.815	+ 0.898	10:54:38.558
2 -	1:04.864	+ 3.947	10:48:15.013	9 -	1:01.752	+ 0.835	10:55:40.310
3 -	1:04.443	+ 3.526	10:49:19.456	10 -	<b>1:00.917</b>		<b>10:56:41.227</b>
4 -	1:06.269	+ 5.352	10:50:25.725	11 -	1:01.170	+ 0.253	10:57:42.397
5 -	1:05.908	+ 4.991	10:51:31.633	12 -	1:01.465	+ 0.548	10:58:43.862
6 -	1:02.853	+ 1.936	10:52:34.486	13 -	1:01.115	+ 0.198	10:59:44.977
7 -	1:02.257	+ 1.340	10:53:36.743	14 -	1:01.305	+ 0.388	11:00:46.282
<b>30</b>	<b>Garry BARLOW</b>		T3 Proton Coupe				
1 -	1:07.757	+ 9.504	10:47:14.368	9 -	58.736	+ 0.483	10:55:16.211
2 -	1:00.587	+ 2.334	10:48:14.955	10 -	58.320	+ 0.067	10:56:14.531
3 -	1:00.873	+ 2.620	10:49:15.828	11 -	58.336	+ 0.083	10:57:12.867
4 -	1:01.336	+ 3.083	10:50:17.164	12 -	59.026	+ 0.773	10:58:11.893
5 -	1:00.114	+ 1.861	10:51:17.278	13 -	59.791	+ 1.538	10:59:11.684
6 -	59.904	+ 1.651	10:52:17.182	14 -	58.405	+ 0.152	11:00:10.089
7 -	1:00.095	+ 1.842	10:53:17.277	15 -	<b>58.253</b>		<b>11:01:08.342</b>
8 -	1:00.198	+ 1.945	10:54:17.475				
<b>33</b>	<b>Ian BUTLER</b>		T1 Ford Focus RS				
1 -	1:05.190	+ 7.814	10:47:40.139	7 -	58.779	+ 1.403	10:53:33.069
2 -	<b>57.376</b>		<b>10:48:37.515</b>	8 -	57.618	+ 0.242	10:54:30.687
3 -	1:01.480	+ 4.104	10:49:38.995	9 -	57.811	+ 0.435	10:55:28.498
4 -	58.107	+ 0.731	10:50:37.102	10 -	59.477	+ 2.101	10:56:27.975
5 -	58.525	+ 1.149	10:51:35.627	11 -	58.147	+ 0.771	10:57:26.122
6 -	58.663	+ 1.287	10:52:34.290				
<b>43</b>	<b>Jason WATKINS</b>		T4 Ford Fiesta XR2				
1 -	1:03.912	+ 6.600	10:47:22.189	7 -	58.090	+ 0.778	10:53:16.289
2 -	1:00.088	+ 2.776	10:48:22.277	8 -	59.105	+ 1.793	10:54:15.394
3 -	59.860	+ 2.548	10:49:22.137	9 -	<b>57.312</b>		<b>10:55:12.706</b>
4 -	59.106	+ 1.794	10:50:21.243	10 -	57.395	+ 0.083	10:56:10.101
5 -	58.374	+ 1.062	10:51:19.617	11 -	58.151	+ 0.839	10:57:08.252
6 -	58.582	+ 1.270	10:52:18.199	12 -	58.191	+ 0.879	10:58:06.443
<b>48</b>	<b>Berni BAXTER</b>		T3 Ford Fiesta				
1 -	1:11.571	+ 3.912	10:47:20.617	2 -	<b>1:07.659</b>		<b>10:48:28.276</b>
<b>51</b>	<b>Jon WILD</b>		T4 MG Metro				
1 -	1:08.312	+ 7.353	10:48:34.994	8 -	1:02.552	+ 1.593	10:56:07.953
2 -	1:10.039	+ 9.080	10:49:45.033	9 -	1:02.163	+ 1.204	10:57:10.116
3 -	1:05.739	+ 4.780	10:50:50.772	10 -	1:02.789	+ 1.830	10:58:12.905
4 -	1:04.697	+ 3.738	10:51:55.469	11 -	1:04.123	+ 3.164	10:59:17.028
5 -	1:04.038	+ 3.079	10:52:59.507	12 -	1:01.800	+ 0.841	11:00:18.828

Cars 22 and 24 transponders not working please rectify for race

Weather / Track : Sunny / Dry

Brands Hatch Indy  
Circuit Length = 1.1986 miles  
Start: 10:45 End: 11:01



# BARC Cannons Motor Spares Tin Top Saloons

## QUALIFYING - RACE 13 - LAP ANALYSIS

6 -	1:03.833	+ 2.874	10:54:03.340	13 -	<b>1:00.959</b>		<b>11:01:19.787</b>
7 -	1:02.061	+ 1.102	10:55:05.401				
<b>53</b>	<b>Mark SNELLING</b>			TF Fiat Punto			
1 -	1:02.958	+ 2.322	10:48:04.456	8 -	1:01.236	+ 0.600	10:55:20.527
2 -	1:01.298	+ 0.662	10:49:05.754	9 -	1:00.879	+ 0.243	10:56:21.406
3 -	1:02.631	+ 1.995	10:50:08.385	10 -	1:01.494	+ 0.858	10:57:22.900
4 -	1:01.716	+ 1.080	10:51:10.101	11 -	1:01.348	+ 0.712	10:58:24.248
5 -	1:01.535	+ 0.899	10:52:11.636	12 -	1:07.226	+ 6.590	10:59:31.474
6 -	1:01.755	+ 1.119	10:53:13.391	13 -	<b>1:00.636</b>		<b>11:00:32.110</b>
7 -	1:05.900	+ 5.264	10:54:19.291	14 -	1:00.999	+ 0.363	11:01:33.109
<b>60</b>	<b>Steven McGILLIVARY</b>			TB VW Beetle			
1 -	1:13.661	+ 9.608	10:47:07.891	6 -	1:06.376	+ 2.323	10:52:39.390
2 -	1:05.825	+ 1.772	10:48:13.716	7 -	1:05.555	+ 1.502	10:53:44.945
3 -	1:05.560	+ 1.507	10:49:19.276	8 -	1:04.448	+ 0.395	10:54:49.393
4 -	1:07.303	+ 3.250	10:50:26.579	9 -	<b>1:04.053</b>		<b>10:55:53.446</b>
5 -	1:06.435	+ 2.382	10:51:33.014	10 -	2:10.460 P	+ 1:06.407	10:58:03.906
<b>64</b>	<b>Vince PROTO</b>			TF Fiat Uno			
1 -	1:06.161	+ 2.153	10:48:17.974	8 -	1:05.738	+ 1.730	10:56:00.546
2 -	1:04.746	+ 0.738	10:49:22.720	9 -	1:06.260	+ 2.252	10:57:06.806
3 -	1:06.973	+ 2.965	10:50:29.693	10 -	1:05.870	+ 1.862	10:58:12.676
4 -	1:06.363	+ 2.355	10:51:36.056	11 -	1:05.372	+ 1.364	10:59:18.048
5 -	1:06.452	+ 2.444	10:52:42.508	12 -	1:04.130	+ 0.122	11:00:22.178
6 -	1:06.811	+ 2.803	10:53:49.319	13 -	<b>1:04.008</b>		<b>11:01:26.186</b>
7 -	1:05.489	+ 1.481	10:54:54.808				
<b>73</b>	<b>Terry SEARLES</b>			T3 MG ZR 190			
1 -	1:07.355	+ 9.219	10:47:02.289	9 -	58.635	+ 0.499	10:54:59.096
2 -	1:00.034	+ 1.898	10:48:02.323	10 -	<b>58.136</b>		<b>10:55:57.232</b>
3 -	59.328	+ 1.192	10:49:01.651	11 -	58.603	+ 0.467	10:56:55.835
4 -	59.647	+ 1.511	10:50:01.298	12 -	58.292	+ 0.156	10:57:54.127
5 -	1:00.107	+ 1.971	10:51:01.405	13 -	58.669	+ 0.533	10:58:52.796
6 -	1:00.135	+ 1.999	10:52:01.540	14 -	59.712	+ 1.576	10:59:52.508
7 -	59.889	+ 1.753	10:53:01.429	15 -	1:00.494	+ 2.358	11:00:53.002
8 -	59.032	+ 0.896	10:54:00.461				
<b>76</b>	<b>Simon EDWARDS</b>			TF Fiat Uno			
1 -	1:17.813	+ 13.990	10:47:30.867	8 -	1:04.795	+ 0.972	10:55:26.933
2 -	1:09.129	+ 5.306	10:48:39.996	9 -	1:04.756	+ 0.933	10:56:31.689
3 -	1:09.611	+ 5.788	10:49:49.607	10 -	1:04.409	+ 0.586	10:57:36.098
4 -	1:08.481	+ 4.658	10:50:58.088	11 -	<b>1:03.823</b>		<b>10:58:39.921</b>
5 -	1:09.854	+ 6.031	10:52:07.942	12 -	1:04.381	+ 0.558	10:59:44.302
6 -	1:07.343	+ 3.520	10:53:15.285	13 -	1:04.211	+ 0.388	11:00:48.513
7 -	1:06.853	+ 3.030	10:54:22.138				
<b>88</b>	<b>David CHARLTON</b>			TB VW Beetle			
1 -	1:06.482	+ 1.865	10:48:18.609	3 -	1:10.061	+ 5.444	10:50:33.287
2 -	<b>1:04.617</b>		<b>10:49:23.226</b>	4 -	1:09.024	+ 4.407	10:51:42.311
<b>90</b>	<b>Richard BRENT</b>			TG Peugeot 205 Gti			
1 -	1:14.418	+ 19.310	10:47:40.243	8 -	1:02.457	+ 7.349	10:54:54.435
2 -	1:05.691	+ 10.583	10:48:45.934	9 -	55.904	+ 0.796	10:55:50.339
3 -	1:03.809	+ 8.701	10:49:49.743	10 -	1:03.284	+ 8.176	10:56:53.623
4 -	1:02.339	+ 7.231	10:50:52.082	11 -	1:05.557	+ 10.449	10:57:59.180
5 -	1:05.236	+ 10.128	10:51:57.318	12 -	<b>55.108</b>		<b>10:58:54.288</b>
6 -	58.435	+ 3.327	10:52:55.753	13 -	1:09.582	+ 14.474	11:00:03.870
7 -	56.225	+ 1.117	10:53:51.978				
<b>97</b>	<b>Andy WOODS-DEAN</b>			T3 Renault Megane Coupe			
1 -	1:09.613	+ 14.410	10:47:14.047	8 -	56.119	+ 0.916	10:55:10.052
2 -	1:02.457	+ 7.254	10:48:16.504	9 -	56.993	+ 1.790	10:56:07.045

Cars 22 and 24 transponders not working please rectify for race

Weather / Track : Sunny / Dry

Brands Hatch Indy  
Circuit Length = 1.1986 miles  
Start: 10:45 End: 11:01

**BARC Cannons Motor Spares Tin Top Saloons**  
**QUALIFYING - RACE 13 - LAP ANALYSIS**

3 -	57.033	+ 1.830	10:49:13.537	10 -	56.798	+ 1.595	10:57:03.843
4 -	57.097	+ 1.894	10:50:10.634	11 -	56.012	+ 0.809	10:57:59.855
5 -	1:53.796 P	+ 58.593	10:52:04.430	12 -	<b>55.203</b>		<b>10:58:55.058</b>
6 -	1:12.314	+ 17.111	10:53:16.744	13 -	56.226	+ 1.023	10:59:51.284
7 -	57.189	+ 1.986	10:54:13.933				
<b>99</b>	<b>Vic HOPE</b>		<b>TG VW Corrado</b>				
1 -	1:05.589	+ 5.186	10:47:20.379	5 -	1:02.267	+ 1.864	10:51:27.902
2 -	<b>1:00.403</b>		<b>10:48:20.782</b>	6 -	1:01.441	+ 1.038	10:52:29.343
3 -	1:01.540	+ 1.137	10:49:22.322	7 -	1:02.169	+ 1.766	10:53:31.512
4 -	1:03.313	+ 2.910	10:50:25.635				


Cars 22 and 24 transponders not working please rectify for race

Weather / Track : Sunny / Dry

Brands Hatch Indy  
 Circuit Length = 1.1986 miles  
 Start: 10:45 End: 11:01

# BARC Cannons Motor Spares Tin Top Saloons

## RACE 13 - GRID - AMENDED 2

ROW 12	95 Andrew MITCHELL	
ROW 11	1:07.659 48 Berni BAXTER	55 Chris WHITEMAN
ROW 10	1:04.008 64 Vince PROTO	1:04.053 60 Steven McGILLIVARY
ROW 9	1:02.419 16 Andrew BARRETT	1:03.823 76 Simon EDWARDS
ROW 8	1:00.917 27 Dominic RYAN	1:00.959 51 Jon WILD
ROW 7	1:00.096 12 Brett LIDSEY	1:00.636 53 Mark SNELLING
ROW 6	58.513 24 Steve CASSER	58.973 25 Curtis MITCHELL
ROW 5	58.232 20 Gary CHAPPELL	58.253 30 Garry BARLOW
ROW 4	57.688 22 Christopher DAWKINS	58.136 73 Terry SEARLES
ROW 3	57.312 43 Jason WATKINS	57.376 33 Ian BUTLER
ROW 2	56.069 15 David COX	56.886 21 Danny CASSER
ROW 1	55.108 90 Richard BRENT	55.203 97 Andy WOODS-DEAN
<b>Pole</b>		
		

Car 99 removed from the grid

Brands Hatch Indy  
Circuit Length = 1.1986 miles

**These results are provisional until the conclusion of any judicial and technical matters.**

Clerk of Course :		Timekeeper :
-------------------	--	--------------

# BARC Cannons Motor Spares Tin Top Saloons

## RACE 13 - CLASSIFICATION

POS	NO	CL	NAME	ENTRY	LAPS	TIME	GAP	DIFF	MPH	BEST	ON
1	90	TG	Richard BRENT	Peugeot 205 Gti	15	14:01.046			76.95	55.103	4
2	97	T3	Andy WOODS-DEAN	Renault Megane Coupe	15	14:04.371	3.325	3.325	76.65	55.392	3
3	15	TG	David COX	Peugeot 205 Gti	15	14:04.457	3.411	0.086	76.64	55.324	6
4	21	T3	Danny CASSER	MG ZR	15	14:23.313	22.267	18.856	74.97	56.516	6
5	43	T4	Jason WATKINS	Ford Fiesta XR2	15	14:30.525	29.479	7.212	74.35	56.812	6
6	33	T1	Ian BUTLER	Ford Focus RS	15	14:32.490	31.444	1.965	74.18	57.159	3
7	95	T3	Andrew MITCHELL	Peugeot 205 Gti	15	14:35.879	34.833	3.389	73.89	56.772	8
8	73	T3	Terry SEARLES	MG ZR 190	15	14:36.656	35.610	0.777	73.83	57.531	5
9	22	TG	Christopher DAWKINS	Mazda MX5	15	14:37.469	36.423	0.813	73.76	57.102	3
10	30	T3	Garry BARLOW	Proton Coupe	15	14:39.734	38.688	2.265	73.57	57.681	5
11	20	T3	Gary CHAPPELL	Toyota Celica	15	14:43.734	42.688	4.000	73.24	57.860	11
12	25	T4	Curtis MITCHELL	Peugeot 205 Gti	15	14:48.429	47.383	4.695	72.85	57.803	6
13	24	T3	Steve CASSER	Proton Coupe	15	14:56.272	55.226	7.843	72.21	58.372	2
14	12	T3	Brett LIDSEY	Ford Fiesta ST	14	14:14.056	1 lap	1 lap	70.73	59.912	12
15	51	T4	Jon WILD	MG Metro	14	14:23.167	1 lap	9.111	69.98	1:00.442	5
16	48	T3	Berni BAXTER	Ford Fiesta	14	14:44.156	1 lap	20.989	68.32	1:01.169	10
17	16	TF	Andrew BARRETT	Fiat Uno	14	14:45.362	1 lap	1.206	68.23	1:01.241	9
18	76	TF	Simon EDWARDS	Fiat Uno	14	15:01.912	1 lap	16.550	66.98	1:02.262	13
19	64	TF	Vince PROTO	Fiat Uno	13	14:08.331	2 laps	1 lap	66.12	1:03.280	12
20	60	TB	Steven McGILLIVARY	VW Beetle	13	14:08.733	2 laps	0.402	66.09	1:03.141	2

### NOT CLASSIFIED

DNF	11	T4	Robert SADLER	Peugeot 205 Gti	6	6:35.622	9 laps	7 laps	65.44	1:02.286	5
DNF	27	T4	Dominic RYAN	Ford Fiesta	6	6:45.946	9 laps	10.324	63.77	1:01.184	2
DNF	53	TF	Mark SNELLING	Fiat Punto	0						
DNF	55	T3	Chris WHITEMAN	Honda Civic	0						

### FASTEST LAP

90	TG	Richard BRENT	Peugeot 205 Gti	4	55.103	78.30 mph	126.02 kph
97	T3	Andy WOODS-DEAN	Renault Megane Coupe	3	55.392	77.90 mph	125.36 kph
43	T4	Jason WATKINS	Ford Fiesta XR2	6	56.812	75.95 mph	122.23 kph
33	T1	Ian BUTLER	Ford Focus RS	3	57.159	75.49 mph	121.49 kph
16	TF	Andrew BARRETT	Fiat Uno	9	1:01.241	70.46 mph	113.39 kph
60	TB	Steven McGILLIVARY	VW Beetle	2	1:03.141	68.33 mph	109.98 kph

Weather / Track : Sunny / Dry

These results are provisional until the conclusion of any judicial and technical matters.

Brands Hatch Indy

Circuit Length = 1.1986 miles

Start: 13:43 End: 13:58

Clerk of Course :	Timekeeper :
-------------------	--------------

**BARC Cannons Motor Spares Tin Top Saloons**  
**RACE 13 - LAP CHART**

Lap 1			Lap 2			Lap 3			Lap 4			Lap 5		
No	Behind	Laptime	No	Behind	Laptime	No	Behind	Laptime	No	Behind	Laptime	No	Behind	Laptime
90		1:01.344	90		55.230	90		55.399	90		55.103	90		55.277
97	0.137	1:01.481	97	0.911	56.004	97	0.904	55.392	97	1.391	55.590	97	1.609	55.495
15	1.286	1:02.630	15	1.469	55.413	15	1.717	55.647	15	2.305	55.691	15	2.730	55.702
21	1.600	1:02.944	21	3.753	57.383	21	5.078	56.724	21	6.653	56.678	21	8.186	56.810
33	2.740	1:04.084	33	4.840	57.330	33	6.600	57.159	33	8.948	57.451	33	11.529	57.858
73	3.641	1:04.985	43	6.645	57.836	43	8.442	57.196	43	10.160	56.821	43	12.559	57.676
43	4.039	1:05.383	73	7.069	58.658	22	8.949	57.102	22	10.955	57.109	22	13.352	57.674
22	4.440	1:05.784	22	7.246	58.036	73	9.439	57.769	73	11.976	57.640	73	14.230	57.531
30	4.637	1:05.981	30	7.660	58.253	30	10.176	57.915	30	12.891	57.818	30	15.295	57.681
24	5.480	1:06.824	24	8.622	58.372	24	11.690	58.467	24	15.322	58.735	95	18.348	58.254
20	5.745	1:07.089	20	8.748	58.233	20	11.907	58.558	95	15.371	57.975	24	18.926	58.881
12	7.566	1:08.910	95	11.083	57.975	95	12.499	56.815	20	15.503	58.699	20	19.551	59.325
95	8.338	1:09.682	25	12.963	59.578	25	15.950	58.386	25	18.978	58.131	25	21.976	58.275
25	8.615	1:09.959	12	12.995	1:00.659	12	18.436	1:00.840	12	23.769	1:00.436	12	28.632	1:00.140
51	9.370	1:10.714	51	15.203	1:01.063	51	20.450	1:00.646	51	26.144	1:00.797	51	31.309	1:00.442
27	10.534	1:11.878	27	16.488	1:01.184	27	22.357	1:01.268	27	28.826	1:01.572	27	35.724	1:02.175
16	11.700	1:13.044	16	19.183	1:02.713	48	26.300	1:02.184	48	33.108	1:01.911	48	39.978	1:02.147
48	11.706	1:13.050	48	19.515	1:03.039	16	26.505	1:02.721	16	33.794	1:02.392	16	40.725	1:02.208
76	13.939	1:15.283	76	22.897	1:04.188	76	31.129	1:03.631	76	39.339	1:03.313	76	47.437	1:03.375
64	15.734	1:17.078	64	24.616	1:04.112	60	34.995	1:05.555	11	43.041	1:02.805	11	50.050	1:02.286
60	16.928	1:18.272	60	24.839	1:03.141	64	35.292	1:06.075	64	44.681	1:04.492	64	52.790	1:03.386
11	18.288	1:19.632	11	25.967	1:02.909	11	35.339	1:04.771	60	44.960	1:05.068	60	53.489	1:03.806

Weather / Track : Sunny / Dry

Brands Hatch Indy  
 Circuit Length = 1.1986 miles  
 Start: 13:43 End: 13:58

**BARC Cannons Motor Spares Tin Top Saloons**  
**RACE 13 - LAP CHART**

Lap 6			Lap 7			Lap 8			Lap 9			Lap 10		
No	Behind	Laptime	No	Behind	Laptime	No	Behind	Laptime	No	Behind	Laptime	No	Behind	Laptime
90		55.126	90		55.478	90		55.639	90		55.529	90		55.455
97	1.956	55.473	97	2.418	55.940	97	2.839	56.060	97	4.196	56.886	97	4.508	55.767
15	2.928	55.324	11	1 LAP	1:03.219	15	4.013	55.824	15	4.694	56.210	15	5.517	56.278
21	9.576	56.516	15	3.828	56.378	76	1 LAP	1:05.781	16	1 LAP	1:07.046	16	1 LAP	1:01.241
43	14.245	56.812	64	1 LAP	1:04.513	21	12.633	57.409	48	1 LAP	1:08.190	48	1 LAP	1:01.739
33	14.821	58.418	60	1 LAP	1:04.438	64	1 LAP	1:04.275	21	14.978	57.874	21	16.569	57.046
22	16.020	57.794	21	10.863	56.765	60	1 LAP	1:04.124	76	1 LAP	1:03.557	43	21.797	57.404
73	17.225	58.121	27	1 LAP	1:27.869	43	17.859	57.432	43	19.848	57.518	33	23.836	57.521
30	17.977	57.808	43	16.066	57.299	33	19.404	57.903	33	21.770	57.895	73	26.563	57.891
95	20.291	57.069	33	17.140	57.797	22	21.173	58.271	22	24.102	58.458	95	26.911	57.422
24	22.853	59.053	22	18.541	57.999	73	21.724	57.712	73	24.127	57.932	76	1 LAP	1:04.664
20	22.868	58.443	73	19.651	57.904	95	22.759	56.772	64	1 LAP	1:04.934	22	27.173	58.526
25	24.653	57.803	30	20.502	58.003	30	22.798	57.935	95	24.944	57.714	30	29.155	58.753
12	33.738	1:00.232	95	21.626	56.813	20	28.263	58.232	60	1 LAP	1:05.512	64	1 LAP	1:03.750
51	36.646	1:00.463	20	25.670	58.280	25	30.211	58.657	30	25.857	58.588	20	33.287	57.959
48	46.287	1:01.435	24	26.426	59.051	24	30.406	59.619	20	30.783	58.049	60	1 LAP	1:03.408
16	47.043	1:01.444	25	27.193	58.018	12	43.425	1:00.138	25	32.808	58.126	25	35.818	58.465
76	55.044	1:02.733	12	38.926	1:00.666	51	47.039	1:00.851	24	34.850	59.973	24	39.035	59.640
			51	41.827	1:00.659				12	48.702	1:00.806	12	53.789	1:00.542
			48	52.751	1:01.942				51	52.479	1:00.969			
			16	53.286	1:01.721									

Weather / Track : Sunny / Dry

Brands Hatch Indy  
 Circuit Length = 1.1986 miles  
 Start: 13:43 End: 13:58

**BARC Cannons Motor Spares Tin Top Saloons**  
**RACE 13 - LAP CHART**


Lap 11			Lap 12			Lap 13			Lap 14			Lap 15		
No	Behind	Laptime	No	Behind	Laptime	No	Behind	Laptime	No	Behind	Laptime	No	Behind	Laptime
90		55.716	90		56.025	90		56.664	90		56.268	90		56.793
51	1 LAP	1:00.784	12	1 LAP	1:00.016	97	4.140	56.100	60	2 LAPS	1:03.724	97	3.325	56.397
97	4.972	56.180	97	4.704	55.757	15	4.585	55.960	97	3.721	55.849	15	3.411	55.938
15	5.545	55.744	15	5.289	55.769	12	1 LAP	59.912	15	4.266	55.949	64	2 LAPS	1:04.155
21	18.499	57.646	51	1 LAP	1:01.910	51	1 LAP	1:01.110	12	1 LAP	1:00.462	60	2 LAPS	1:03.851
16	1 LAP	1:02.276	21	20.021	57.547	21	20.747	57.390	51	1 LAP	1:01.128	12	1 LAP	1:00.297
48	1 LAP	1:01.169	43	25.389	57.667	43	26.784	58.059	21	21.917	57.438	51	1 LAP	1:01.631
43	23.747	57.666	16	1 LAP	1:01.824	33	28.864	57.730	43	28.427	57.911	21	22.267	57.143
33	25.944	57.824	33	27.798	57.879	95	31.969	57.727	33	30.523	57.927	43	29.479	57.845
73	28.665	57.818	48	1 LAP	1:02.336	48	1 LAP	1:01.240	95	33.432	57.731	33	31.444	57.714
95	28.883	57.688	95	30.906	58.048	73	32.813	58.135	73	34.513	57.968	95	34.833	58.194
22	30.223	58.766	73	31.342	58.702	22	33.599	58.062	22	35.398	58.067	73	35.610	57.890
30	31.784	58.345	22	32.201	58.003	16	1 LAP	1:03.217	30	37.186	58.288	22	36.423	57.818
76	1 LAP	1:04.000	30	33.812	58.053	30	35.166	58.018	48	1 LAP	1:02.223	30	38.688	58.295
20	35.431	57.860	20	37.346	57.940	20	38.803	58.121	16	1 LAP	1:01.664	20	42.688	58.839
25	39.800	59.698	25	42.226	58.451	25	43.830	58.268	20	40.642	58.107	48	1 LAP	1:01.551
64	1 LAP	1:03.624	76	1 LAP	1:03.155	76	1 LAP	1:03.324	25	45.940	58.378	16	1 LAP	1:01.851
60	1 LAP	1:03.407	24	46.399	59.596	24	49.181	59.446	24	52.458	59.545	25	47.383	58.236
24	42.828	59.509	64	1 LAP	1:04.657	64	1 LAP	1:03.280	76	1 LAP	1:02.262	24	55.226	59.561
			60	1 LAP	1:04.427							76	1 LAP	1:02.646

Weather / Track : Sunny / Dry

Brands Hatch Indy  
 Circuit Length = 1.1986 miles  
 Start: 13:43 End: 13:58

# BARC Cannons Motor Spares Tin Top Saloons

## RACE 20 - GRID

ROW 13	88 David CHARLTON	99 Vic HOPE
ROW 12	53 Mark SNELLING	55 Chris WHITEMAN
ROW 11	11 Robert SADLER	27 Dominic RYAN
ROW 10	64 Vince PROTO	60 Steven MCGILLIVARY
ROW 9	16 Andrew BARRETT	76 Simon EDWARDS
ROW 8	51 Jon WILD	48 Berni BAXTER
ROW 7	24 Steve CASSER	12 Brett LIDSEY
ROW 6	20 Gary CHAPPELL	25 Curtis MITCHELL
ROW 5	22 Christopher DAWKINS	30 Garry BARLOW
ROW 4	95 Andrew MITCHELL	73 Terry SEARLES
ROW 3	43 Jason WATKINS	33 Ian BUTLER
ROW 2	15 David COX	21 Danny CASSER
ROW 1	90 Richard BRENT	97 Andy WOODS-DEAN
<b>Pole</b>		
		

Brands Hatch Indy  
Circuit Length = 1.1986 miles

**These results are provisional until the conclusion of any judicial and technical matters.**

Clerk of Course :		Timekeeper :
-------------------	--	--------------



# BARC Cannons Motor Spares Tin Top Saloons

## RACE 20 - CLASSIFICATION

POS	NO	CL	NAME	ENTRY	LAPS	TIME	GAP	DIFF	MPH	BEST	ON
1	90	TG	Richard BRENT	Peugeot 205 Gti	15	13:58.271			77.21	54.919	2
2	97	T3	Andy WOODS-DEAN	Renault Megane Coupe	15	14:04.165	5.894	5.894	76.67	55.325	2
3	15	TG	David COX	Peugeot 205 Gti	15	14:04.429	6.158	0.264	76.65	55.389	4
4	21	T3	Danny CASSER	MG ZR	15	14:16.346	18.075	11.917	75.58	56.521	11
5	43	T4	Jason WATKINS	Ford Fiesta XR2	15	14:16.751	18.480	0.405	75.54	56.355	2
6	33	T1	Ian BUTLER	Ford Focus RS	15	14:32.170	33.899	15.419	74.21	57.379	10
7	73	T3	Terry SEARLES	MG ZR 190	15	14:36.014	37.743	3.844	73.88	57.094	12
8	30	T3	Garry BARLOW	Proton Coupe	15	14:39.344	41.073	3.330	73.60	57.527	13
9	25	T4	Curtis MITCHELL	Peugeot 205 Gti	15	14:46.071	47.800	6.727	73.04	57.225	8
10	55	T3	Chris WHITEMAN	Honda Civic	14	14:01.629	1 lap	1 lap	71.77	58.032	3
11	12	T3	Brett LIDSEY	Ford Fiesta ST	14	14:11.377	1 lap	9.748	70.95	59.544	9
12	51	T4	Jon WILD	MG Metro	14	14:13.360	1 lap	1.983	70.79	59.688	10
13	11	T4	Robert SADLER	Peugeot 205 Gti	14	14:36.822	1 lap	23.462	68.89	1:01.141	5
14	16	TF	Andrew BARRETT	Fiat Uno	14	14:45.499	1 lap	8.677	68.22	1:01.714	3
15	76	TF	Simon EDWARDS	Fiat Uno	14	14:45.721	1 lap	0.222	68.20	1:01.529	10
16	60	TB	Steven McGILLIVARY	VW Beetle	13	14:04.280	2 laps	1 lap	66.44	1:02.488	3
17	64	TF	Vince PROTO	Fiat Uno	13	14:05.083	2 laps	0.803	66.37	1:02.792	12

### NOT CLASSIFIED

DNF	22	TG	Christopher DAWKINS	Mazda MX5	14	13:38.370	1 lap		73.81	56.872	5
DNF	27	T4	Dominic RYAN	Ford Fiesta	13	13:34.544	2 laps	1 lap	68.86	1:01.042	4
DNF	95	T3	Andrew MITCHELL	Peugeot 205 Gti	12	11:41.507	3 laps	1 lap	73.81	57.298	4
DNF	20	T3	Gary CHAPPELL	Toyota Celica	5	5:00.394	10 laps	7 laps	71.82	58.256	5
DNF	48	T3	Berni BAXTER	Ford Fiesta	4	4:13.365	11 laps	1 lap	68.12	1:01.382	2

### FASTEST LAP

90	TG	Richard BRENT	Peugeot 205 Gti	2	54.919	78.57 mph	126.44 kph
97	T3	Andy WOODS-DEAN	Renault Megane Coupe	2	55.325	77.99 mph	125.52 kph
43	T4	Jason WATKINS	Ford Fiesta XR2	2	56.355	76.56 mph	123.22 kph
33	T1	Ian BUTLER	Ford Focus RS	10	57.379	75.20 mph	121.02 kph
76	TF	Simon EDWARDS	Fiat Uno	10	1:01.529	70.13 mph	112.86 kph
60	TB	Steven McGILLIVARY	VW Beetle	3	1:02.488	69.05 mph	111.13 kph

Weather / Track : Sunny / Dry

These results are provisional until the conclusion of any judicial and technical matters.

Brands Hatch Indy

Circuit Length = 1.1986 miles

Start: 16:48 End: 17:03

Clerk of Course :	Timekeeper :
-------------------	--------------

**BARC Cannons Motor Spares Tin Top Saloons**  
**RACE 20 - LAP CHART**

Lap 1			Lap 2			Lap 3			Lap 4			Lap 5		
No	Behind	Laptime	No	Behind	Laptime	No	Behind	Laptime	No	Behind	Laptime	No	Behind	Laptime
90		59.227	90		54.919	90		55.063	90		55.079	90		55.461
97	0.221	59.448	97	0.627	55.325	97	1.185	55.621	97	2.091	55.985	97	2.608	55.978
15	0.776	1:00.003	15	1.366	55.509	15	2.004	55.701	15	2.314	55.389	15	2.684	55.831
21	2.379	1:01.606	21	3.986	56.526	21	5.626	56.703	21	7.515	56.968	21	8.699	56.645
43	2.895	1:02.122	43	4.331	56.355	43	5.717	56.449	43	7.840	57.202	43	9.176	56.797
33	4.938	1:04.165	33	7.503	57.484	33	10.164	57.724	33	12.512	57.427	33	14.768	57.717
95	5.103	1:04.330	95	8.816	58.632	95	11.505	57.752	95	13.724	57.298	95	15.570	57.307
73	6.025	1:05.252	73	9.945	58.839	73	13.309	58.427	22	16.167	57.672	22	17.578	56.872
22	6.436	1:05.663	22	10.243	58.726	22	13.574	58.394	73	16.585	58.355	73	18.531	57.407
20	6.923	1:06.150	20	10.571	58.567	30	14.281	58.559	30	17.067	57.865	30	19.285	57.679
30	7.063	1:06.290	30	10.785	58.641	20	14.590	59.082	20	17.850	58.339	20	20.645	58.256
51	8.778	1:08.005	51	14.250	1:00.391	55	18.338	58.032	55	21.445	58.186	55	24.024	58.040
48	9.869	1:09.096	55	15.369	1:00.119	51	19.816	1:00.629	25	24.994	57.520	25	27.437	57.904
55	10.169	1:09.396	48	16.332	1:01.382	25	22.553	1:01.062	51	25.100	1:00.363	51	30.147	1:00.508
12	10.631	1:09.858	25	16.554	1:00.468	48	22.673	1:01.404	12	27.469	59.722	12	31.678	59.670
25	11.005	1:10.232	12	17.051	1:01.339	12	22.826	1:00.838	48	29.077	1:01.483	11	39.714	1:01.141
11	13.626	1:12.853	11	20.872	1:02.165	11	27.696	1:01.887	11	34.034	1:01.417	27	39.980	1:01.306
16	14.020	1:13.247	16	21.245	1:02.144	16	27.896	1:01.714	27	34.135	1:01.042	16	41.687	1:02.356
27	14.192	1:13.419	27	21.370	1:02.097	27	28.172	1:01.865	16	34.792	1:01.975	76	44.923	1:02.634
76	14.410	1:13.637	76	22.908	1:03.417	76	30.383	1:02.538	76	37.750	1:02.446	60	46.011	1:02.798
60	14.727	1:13.954	60	23.716	1:03.908	60	31.141	1:02.488	60	38.674	1:02.612	64	53.085	1:04.660
64	16.187	1:15.414	64	24.986	1:03.718	64	34.181	1:04.258	64	43.886	1:04.784			

Weather / Track : Sunny / Dry

Brands Hatch Indy  
 Circuit Length = 1.1986 miles  
 Start: 16:48 End: 17:03

**BARC Cannons Motor Spares Tin Top Saloons**  
**RACE 20 - LAP CHART**

Lap 6			Lap 7			Lap 8			Lap 9			Lap 10		
No	Behind	Laptime	No	Behind	Laptime	No	Behind	Laptime	No	Behind	Laptime	No	Behind	Laptime
90		55.622	90		55.447	90		55.625	90		55.914	90		55.639
97	2.953	55.967	97	3.553	56.047	16	1 LAP	1:02.936	11	1 LAP	1:01.930	97	5.114	56.525
15	3.169	56.107	15	4.359	56.637	76	1 LAP	1:02.684	27	1 LAP	1:02.022	15	5.532	55.847
21	9.818	56.741	64	1 LAP	1:05.344	97	4.157	56.229	97	4.228	55.985	11	1 LAP	1:02.285
43	10.271	56.717	21	10.984	56.613	15	4.979	56.245	15	5.324	56.259	27	1 LAP	1:02.166
33	17.136	57.990	43	11.343	56.519	60	1 LAP	1:05.559	16	1 LAP	1:03.054	21	14.178	56.624
95	18.022	58.074	33	19.739	58.050	21	12.306	56.947	76	1 LAP	1:03.068	16	1 LAP	1:02.398
22	19.024	57.068	95	20.460	57.885	43	12.631	56.913	21	13.193	56.801	43	14.769	56.806
73	20.860	57.951	22	21.078	57.501	64	1 LAP	1:03.989	43	13.602	56.885	76	1 LAP	1:03.236
30	21.370	57.707	73	23.471	58.058	33	22.155	58.041	60	1 LAP	1:04.914	33	25.361	57.379
55	27.787	59.385	30	23.998	58.075	95	22.915	58.080	64	1 LAP	1:03.783	60	1 LAP	1:04.031
25	29.744	57.929	25	32.686	58.389	22	23.483	58.030	33	23.621	57.380	22	27.570	58.098
51	34.943	1:00.418	55	33.427	1:01.087	73	25.424	57.578	95	24.694	57.693	95	27.857	58.802
12	35.911	59.855	51	39.803	1:00.307	30	25.919	57.546	22	25.111	57.542	73	29.537	57.882
11	45.472	1:01.380	12	40.531	1:00.067	25	34.286	57.225	73	27.294	57.784	30	30.399	58.037
27	45.564	1:01.206	11	51.720	1:01.695	55	38.019	1:00.217	30	28.001	57.996	64	1 LAP	1:04.876
16	48.509	1:02.444	27	51.840	1:01.723	51	45.203	1:01.025	25	35.747	57.375	25	37.358	57.250
76	51.211	1:01.910				12	45.225	1:00.319	55	42.061	59.956	55	46.197	59.775
60	54.203	1:03.814							12	48.855	59.544	12	52.914	59.698
									51	49.675	1:00.386	51	53.724	59.688

Weather / Track : Sunny / Dry

Brands Hatch Indy  
 Circuit Length = 1.1986 miles  
 Start: 16:48 End: 17:03

**BARC Cannons Motor Spares Tin Top Saloons**  
**RACE 20 - LAP CHART**

Lap 11			Lap 12			Lap 13			Lap 14			Lap 15		
No	Behind	Laptime	No	Behind	Laptime	No	Behind	Laptime	No	Behind	Laptime	No	Behind	Laptime
90		55.713	90		55.743	90		55.907	90		55.627	90		57.285
97	5.838	56.437	12	1 LAP	59.945	12	1 LAP	59.899	64	2 LAPS	1:02.792	55	1 LAP	59.708
15	6.001	56.182	51	1 LAP	1:00.986	97	6.335	55.987	55	1 LAP	59.219	97	5.894	56.193
11	1 LAP	1:01.426	97	6.255	56.160	15	6.615	56.182	97	6.986	56.278	60	2 LAPS	1:06.089
27	1 LAP	1:01.391	15	6.340	56.082	51	1 LAP	59.838	15	7.752	56.764	15	6.158	55.691
21	14.986	56.521	21	15.940	56.697	21	16.798	56.765	12	1 LAP	1:00.724	64	2 LAPS	1:03.403
43	15.528	56.472	43	16.551	56.766	43	17.110	56.466	51	1 LAP	1:00.395	12	1 LAP	59.899
16	1 LAP	1:03.264	11	1 LAP	1:01.850	27	1 LAP	1:02.507	21	18.186	57.015	51	1 LAP	1:00.421
76	1 LAP	1:01.529	27	1 LAP	1:01.959	11	1 LAP	1:02.772	43	18.291	56.808	21	18.075	57.174
33	27.062	57.414	16	1 LAP	1:02.042	33	30.988	57.609	27	1 LAP	1:01.841	43	18.480	57.474
22	29.813	57.956	33	29.286	57.967	73	34.437	57.664	33	33.597	58.236	33	33.899	57.587
95	29.936	57.792	76	1 LAP	1:01.761	22	34.923	58.570	11	1 LAP	1:02.519	73	37.743	58.025
73	31.329	57.505	95	32.055	57.862	16	1 LAP	1:02.746	73	37.003	58.193	11	1 LAP	1:01.502
30	32.918	58.232	22	32.260	58.190	30	36.367	57.527	22	37.384	58.088	30	41.073	59.655
60	1 LAP	1:05.202	73	32.680	57.094	76	1 LAP	1:03.116	30	38.703	57.963	16	1 LAP	1:02.171
25	39.918	58.273	30	34.747	57.572	25	44.639	57.940	16	1 LAP	1:03.008	76	1 LAP	1:01.834
64	1 LAP	1:03.863	25	42.606	58.431	60	1 LAP	1:04.486	76	1 LAP	1:01.911	25	47.800	58.233
55	50.048	59.564	60	1 LAP	1:04.425				25	46.852	57.840			
			64	1 LAP	1:04.199									
			55	53.250	58.945									

Weather / Track : Sunny / Dry

Brands Hatch Indy  
 Circuit Length = 1.1986 miles  
 Start: 16:48 End: 17:03

**Lancaster Insurance MG Owners Club**  
**QUALIFYING - RACE 14 - CLASSIFICATION**

POS	NO	CL	NAME	ENTRY	TIME	ON	LAPS	GAP	DIFF	MPH
1	66	Z	Will SHARPE	MG ZR 160	58.384	12	15			73.90
2	1	F	Martin WILLS	MG F	58.731	2	5	0.347	0.347	73.47
3	53	F	Mark BAKER	MG F	58.980	5	9	0.596	0.249	73.16
4	5	Z	Paul R CLACKETT	MG ZS 160	59.143	11	12	0.759	0.163	72.95
5	42	F	Simon KENDRICK	MG F VVC	59.215	5	15	0.831	0.072	72.87
6	27	F	Peter HIGTON	MG F	59.246	4	15	0.862	0.031	72.83
7	10	Z	Nick GOLHAR	MG ZR 160	59.280	14	14	0.896	0.034	72.79
8	3	Z	Adrain OLSSON	MG ZR 160	59.444	13	15	1.060	0.164	72.59
9	26	Z	Dean SULLIVAN	MG ZR 160	59.816	12	14	1.432	0.372	72.13
10	8	F	Paul WISBEY	MG F-VVC	59.951	12	15	1.567	0.135	71.97
11	2	A	Jim BAYNAM	MG B Roadster	1:00.586	9	14	2.202	0.635	71.22
12	45	B	Harjinder BHAMBRA	MG ZS 120	1:01.309	10	14	2.925	0.723	70.38
13	90	A	Philip CHURCHILL	MG B Roadster	1:01.809	11	14	3.425	0.500	69.81
14	64	B	Henry SHARPE	MG Maestro	1:01.963	5	8	3.579	0.154	69.63
15	31	F	Sam SMITH	MG F	1:01.988	5	5	3.604	0.025	69.61
16	47	F	Brian BUTLER	MG F	1:02.635	14	14	4.251	0.647	68.89
17	56	A	Bob KETT	MGB Roadster	1:02.981	14	14	4.597	0.346	68.51
18	25	A	Kevin BROADLEY	MGB GT	1:03.171	12	13	4.787	0.190	68.30
19	20	A	Samantha DYSON	MG Midget Mk.3	1:03.302	10	13	4.918	0.131	68.16
20	9	A	Chris FLOOKS	MG B GT	1:03.391	12	12	5.007	0.089	68.07
21	51	A	Garry PUXTY	MG Midget	1:03.569	12	14	5.185	0.178	67.87
22	69	A	Peter HEAD	MG B Roadster	1:04.607	5	13	6.223	1.038	66.78
23	50	A	Tony PUXTY	MG Midget	1:05.427	11	13	7.043	0.820	65.95
24	35	A	Andrew FORSYTH	MG B Roadster	1:06.111	7	12	7.727	0.684	65.26
25	52	I	Bob FISHER	MGB GT	1:06.168	11	13	7.784	0.057	65.21

Car 10 transponder not working please rectify for the race

Brands Hatch Indy  
 Circuit Length = 1.1986 miles  
 Start: 11:10 End: 11:26

Weather / Track : Sunny / Dry  
 These results are provisional until the conclusion of any judicial and technical matters.

Clerk of Course :		Timekeeper :
-------------------	--	--------------

**Lancaster Insurance MG Owners Club**  
**QUALIFYING - RACE 14 - LAP ANALYSIS**

<b>1</b>	<b>Martin WILLS</b>		F MG F				
1 -	1:00.583	+ 1.852	11:12:46.654	4 -	58.875	+ 0.144	11:15:43.147
2 -	<b>58.731</b>		<b>11:13:45.385</b>	5 -	58.904	+ 0.173	11:16:42.051
3 -	58.887	+ 0.156	11:14:44.272				
<b>2</b>	<b>Jim BAYNAM</b>		A MG B Roadster				
1 -	1:18.555	+ 17.969	11:12:21.620	8 -	1:00.857	+ 0.271	11:19:35.759
2 -	1:03.837	+ 3.251	11:13:25.457	9 -	<b>1:00.586</b>		<b>11:20:36.345</b>
3 -	1:02.146	+ 1.560	11:14:27.603	10 -	1:00.939	+ 0.353	11:21:37.284
4 -	1:03.532	+ 2.946	11:15:31.135	11 -	1:00.999	+ 0.413	11:22:38.283
5 -	1:02.335	+ 1.749	11:16:33.470	12 -	1:00.793	+ 0.207	11:23:39.076
6 -	1:00.678	+ 0.092	11:17:34.148	13 -	1:00.781	+ 0.195	11:24:39.857
7 -	1:00.754	+ 0.168	11:18:34.902	14 -	1:01.932	+ 1.346	11:25:41.789
<b>3</b>	<b>Adrain OLSSON</b>		Z MG ZR 160				
1 -	1:17.270	+ 17.826	11:11:55.621	9 -	59.936	+ 0.492	11:19:57.924
2 -	1:01.885	+ 2.441	11:12:57.506	10 -	59.808	+ 0.364	11:20:57.732
3 -	1:01.034	+ 1.590	11:13:58.540	11 -	59.634	+ 0.190	11:21:57.366
4 -	1:00.202	+ 0.758	11:14:58.742	12 -	59.500	+ 0.056	11:22:56.866
5 -	1:00.023	+ 0.579	11:15:58.765	13 -	<b>59.444</b>		<b>11:23:56.310</b>
6 -	59.807	+ 0.363	11:16:58.572	14 -	59.575	+ 0.131	11:24:55.885
7 -	59.614	+ 0.170	11:17:58.186	15 -	59.511	+ 0.067	11:25:55.396
8 -	59.802	+ 0.358	11:18:57.988				
<b>5</b>	<b>Paul R CLACKETT</b>		Z MG ZS 160				
1 -	1:26.535	+ 27.392	11:12:22.093	7 -	59.688	+ 0.545	11:18:37.594
2 -	1:08.255	+ 9.112	11:13:30.348	8 -	1:00.465	+ 1.322	11:19:38.059
3 -	1:04.675	+ 5.532	11:14:35.023	9 -	3:04.710 P	+ 2:05.567	11:22:42.769
4 -	1:01.692	+ 2.549	11:15:36.715	10 -	1:09.831	+ 10.688	11:23:52.600
5 -	1:00.294	+ 1.151	11:16:37.009	11 -	<b>59.143</b>		<b>11:24:51.743</b>
6 -	1:00.897	+ 1.754	11:17:37.906	12 -	59.692	+ 0.549	11:25:51.435
<b>8</b>	<b>Paul WISBEY</b>		F MG F-VVC				
1 -	1:18.007	+ 18.056	11:11:49.978	9 -	1:00.454	+ 0.503	11:19:57.776
2 -	1:01.938	+ 1.987	11:12:51.916	10 -	1:01.781	+ 1.830	11:20:59.557
3 -	1:00.791	+ 0.840	11:13:52.707	11 -	1:00.348	+ 0.397	11:21:59.905
4 -	1:00.488	+ 0.537	11:14:53.195	12 -	<b>59.951</b>		<b>11:22:59.856</b>
5 -	59.986	+ 0.035	11:15:53.181	13 -	1:00.278	+ 0.327	11:24:00.134
6 -	1:00.572	+ 0.621	11:16:53.753	14 -	59.972	+ 0.021	11:25:00.106
7 -	1:02.425	+ 2.474	11:17:56.178	15 -	1:00.769	+ 0.818	11:26:00.875
8 -	1:01.144	+ 1.193	11:18:57.322				
<b>9</b>	<b>Chris FLOOKS</b>		A MG B GT				
1 -	1:10.191	+ 6.800	11:13:29.936	7 -	1:04.408	+ 1.017	11:20:09.279
2 -	1:08.502	+ 5.111	11:14:38.438	8 -	1:03.668	+ 0.277	11:21:12.947
3 -	1:06.921	+ 3.530	11:15:45.359	9 -	1:05.440	+ 2.049	11:22:18.387
4 -	1:06.919	+ 3.528	11:16:52.278	10 -	1:04.238	+ 0.847	11:23:22.625
5 -	1:06.926	+ 3.535	11:17:59.204	11 -	1:04.670	+ 1.279	11:24:27.295
6 -	1:05.667	+ 2.276	11:19:04.871	12 -	<b>1:03.391</b>		<b>11:25:30.686</b>
<b>10</b>	<b>Nick GOLHAR</b>		Z MG ZR 160				
1 -	1:03.514	+ 4.234	11:12:55.087	8 -	1:00.016	+ 0.736	11:19:58.310
2 -	1:03.278	+ 3.998	11:13:58.365	9 -	1:00.036	+ 0.756	11:20:58.346
3 -	1:01.072	+ 1.792	11:14:59.437	10 -	59.388	+ 0.108	11:21:57.734
4 -	59.867	+ 0.587	11:15:59.304	11 -	59.944	+ 0.664	11:22:57.678
5 -	59.833	+ 0.553	11:16:59.137	12 -	59.500	+ 0.220	11:23:57.178
6 -	59.704	+ 0.424	11:17:58.841	13 -	59.583	+ 0.303	11:24:56.761
7 -	59.453	+ 0.173	11:18:58.294	14 -	<b>59.280</b>		<b>11:25:56.041</b>
<b>20</b>	<b>Samantha DYSON</b>		A MG Midget Mk.3				
1 -	1:07.610	+ 4.308	11:13:06.120	8 -	1:04.775	+ 1.473	11:20:48.246
2 -	1:06.267	+ 2.965	11:14:12.387	9 -	1:03.324	+ 0.022	11:21:51.570

Car 10 transponder not working please rectify for the race

Weather / Track : Sunny / Dry

Brands Hatch Indy  
Circuit Length = 1.1986 miles  
Start: 11:10 End: 11:26

# Lancaster Insurance MG Owners Club

## QUALIFYING - RACE 14 - LAP ANALYSIS

3 -	1:06.220	+ 2.918	11:15:18.607	10 -	<b>1:03.302</b>		<b>11:22:54.872</b>
4 -	1:09.983	+ 6.681	11:16:28.590	11 -	1:07.575	+ 4.273	11:24:02.447
5 -	1:04.856	+ 1.554	11:17:33.446	12 -	1:04.097	+ 0.795	11:25:06.544
6 -	1:05.871	+ 2.569	11:18:39.317	13 -	1:03.787	+ 0.485	11:26:10.331
7 -	1:04.154	+ 0.852	11:19:43.471				
<b>25</b>	<b>Kevin BROADLEY</b> A MGB GT						
1 -	1:22.152	+ 18.981	11:12:23.599	8 -	1:05.808	+ 2.637	11:20:04.302
2 -	1:07.466	+ 4.295	11:13:31.065	9 -	1:04.122	+ 0.951	11:21:08.424
3 -	1:07.582	+ 4.411	11:14:38.647	10 -	1:03.881	+ 0.710	11:22:12.305
4 -	1:04.076	+ 0.905	11:15:42.723	11 -	1:03.277	+ 0.106	11:23:15.582
5 -	1:04.945	+ 1.774	11:16:47.668	12 -	<b>1:03.171</b>		<b>11:24:18.753</b>
6 -	1:05.947	+ 2.776	11:17:53.615	13 -	1:03.565	+ 0.394	11:25:22.318
7 -	1:04.879	+ 1.708	11:18:58.494				
<b>26</b>	<b>Dean SULLIVAN</b> Z MG ZR 160						
1 -	1:17.602	+ 17.786	11:12:07.296	8 -	1:00.687	+ 0.871	11:19:23.784
2 -	1:06.786	+ 6.970	11:13:14.082	9 -	1:00.425	+ 0.609	11:20:24.209
3 -	1:02.671	+ 2.855	11:14:16.753	10 -	1:01.223	+ 1.407	11:21:25.432
4 -	1:01.689	+ 1.873	11:15:18.442	11 -	1:00.213	+ 0.397	11:22:25.645
5 -	1:03.635	+ 3.819	11:16:22.077	12 -	<b>59.816</b>		<b>11:23:25.461</b>
6 -	1:00.680	+ 0.864	11:17:22.757	13 -	1:00.826	+ 1.010	11:24:26.287
7 -	1:00.340	+ 0.524	11:18:23.097	14 -	1:00.775	+ 0.959	11:25:27.062
<b>27</b>	<b>Peter HIGTON</b> F MG F						
1 -	1:22.992	+ 23.746	11:11:48.213	9 -	1:03.002	+ 3.756	11:19:56.926
2 -	1:00.134	+ 0.888	11:12:48.347	10 -	59.975	+ 0.729	11:20:56.901
3 -	1:02.124	+ 2.878	11:13:50.471	11 -	59.641	+ 0.395	11:21:56.542
4 -	<b>59.246</b>		<b>11:14:49.717</b>	12 -	59.711	+ 0.465	11:22:56.253
5 -	59.263	+ 0.017	11:15:48.980	13 -	59.288	+ 0.042	11:23:55.541
6 -	1:00.033	+ 0.787	11:16:49.013	14 -	1:03.053	+ 3.807	11:24:58.594
7 -	59.715	+ 0.469	11:17:48.728	15 -	59.920	+ 0.674	11:25:58.514
8 -	1:05.196	+ 5.950	11:18:53.924				
<b>31</b>	<b>Sam SMITH</b> F MG F						
1 -	1:16.419	+ 14.431	11:12:07.651	4 -	1:04.631	+ 2.643	11:15:23.754
2 -	1:07.808	+ 5.820	11:13:15.459	5 -	<b>1:01.988</b>		<b>11:16:25.742</b>
3 -	1:03.664	+ 1.676	11:14:19.123				
<b>35</b>	<b>Andrew FORSYTH</b> A MG B Roadster						
1 -	1:08.772	+ 2.661	11:13:08.733	7 -	<b>1:06.111</b>		<b>11:19:51.901</b>
2 -	1:07.786	+ 1.675	11:14:16.519	8 -	1:08.358	+ 2.247	11:21:00.259
3 -	1:08.219	+ 2.108	11:15:24.738	9 -	1:07.101	+ 0.990	11:22:07.360
4 -	1:06.758	+ 0.647	11:16:31.496	10 -	1:06.789	+ 0.678	11:23:14.149
5 -	1:07.463	+ 1.352	11:17:38.959	11 -	1:07.554	+ 1.443	11:24:21.703
6 -	1:06.831	+ 0.720	11:18:45.790	12 -	1:06.944	+ 0.833	11:25:28.647
<b>42</b>	<b>Simon KENDRICK</b> F MG F VVC						
1 -	1:18.857	+ 19.642	11:11:49.388	9 -	1:01.405	+ 2.190	11:19:55.545
2 -	1:01.279	+ 2.064	11:12:50.667	10 -	1:01.370	+ 2.155	11:20:56.915
3 -	1:01.072	+ 1.857	11:13:51.739	11 -	1:02.492	+ 3.277	11:21:59.407
4 -	59.937	+ 0.722	11:14:51.676	12 -	59.790	+ 0.575	11:22:59.197
5 -	<b>59.215</b>		<b>11:15:50.891</b>	13 -	1:02.633	+ 3.418	11:24:01.830
6 -	1:00.858	+ 1.643	11:16:51.749	14 -	1:03.362	+ 4.147	11:25:05.192
7 -	1:01.176	+ 1.961	11:17:52.925	15 -	1:00.607	+ 1.392	11:26:05.799
8 -	1:01.215	+ 2.000	11:18:54.140				
<b>45</b>	<b>Harjinder BHAMBRA</b> B MG ZS 120						
1 -	1:17.702	+ 16.393	11:11:50.921	8 -	1:01.864	+ 0.555	11:19:10.373
2 -	1:03.936	+ 2.627	11:12:54.857	9 -	1:01.544	+ 0.235	11:20:11.917
3 -	1:05.373	+ 4.064	11:14:00.230	10 -	<b>1:01.309</b>		<b>11:21:13.226</b>
4 -	1:01.966	+ 0.657	11:15:02.196	11 -	1:02.658	+ 1.349	11:22:15.884
5 -	1:01.655	+ 0.346	11:16:03.851	12 -	1:01.828	+ 0.519	11:23:17.712

Car 10 transponder not working please rectify for the race

Weather / Track : Sunny / Dry

Brands Hatch Indy  
Circuit Length = 1.1986 miles  
Start: 11:10 End: 11:26

**Lancaster Insurance MG Owners Club**  
**QUALIFYING - RACE 14 - LAP ANALYSIS**

6 -	1:03.085	+ 1.776	11:17:06.936	13 -	1:01.766	+ 0.457	11:24:19.478
7 -	1:01.573	+ 0.264	11:18:08.509	14 -	1:01.968	+ 0.659	11:25:21.446
<b>47</b>	<b>Brian BUTLER</b> F MG F						
1 -	1:18.628	+ 15.993	11:12:05.533	8 -	1:05.734	+ 3.099	11:19:52.081
2 -	1:10.747	+ 8.112	11:13:16.280	9 -	1:05.342	+ 2.707	11:20:57.423
3 -	1:06.627	+ 3.992	11:14:22.907	10 -	1:04.729	+ 2.094	11:22:02.152
4 -	1:05.480	+ 2.845	11:15:28.387	11 -	1:02.766	+ 0.131	11:23:04.918
5 -	1:05.712	+ 3.077	11:16:34.099	12 -	1:04.173	+ 1.538	11:24:09.091
6 -	1:07.993	+ 5.358	11:17:42.092	13 -	1:04.375	+ 1.740	11:25:13.466
7 -	1:04.255	+ 1.620	11:18:46.347	14 -	<b>1:02.635</b>		<b>11:26:16.101</b>
<b>50</b>	<b>Tony PUXTY</b> A MG Midget						
1 -	1:19.711	+ 14.284	11:12:02.296	8 -	1:08.041	+ 2.614	11:20:16.800
2 -	1:10.437	+ 5.010	11:13:12.733	9 -	1:06.676	+ 1.249	11:21:23.476
3 -	1:09.311	+ 3.884	11:14:22.044	10 -	1:07.287	+ 1.860	11:22:30.763
4 -	1:12.608	+ 7.181	11:15:34.652	11 -	<b>1:05.427</b>		<b>11:23:36.190</b>
5 -	1:10.485	+ 5.058	11:16:45.137	12 -	1:08.481	+ 3.054	11:24:44.671
6 -	1:12.288	+ 6.861	11:17:57.425	13 -	1:17.782	+ 12.355	11:26:02.453
7 -	1:11.334	+ 5.907	11:19:08.759				
<b>51</b>	<b>Garry PUXTY</b> A MG Midget						
1 -	1:21.546	+ 17.977	11:11:57.647	8 -	1:03.848	+ 0.279	11:19:39.063
2 -	1:06.703	+ 3.134	11:13:04.350	9 -	1:04.193	+ 0.624	11:20:43.256
3 -	1:05.517	+ 1.948	11:14:09.867	10 -	1:04.290	+ 0.721	11:21:47.546
4 -	1:04.594	+ 1.025	11:15:14.461	11 -	1:03.708	+ 0.139	11:22:51.254
5 -	1:11.966	+ 8.397	11:16:26.427	12 -	<b>1:03.569</b>		<b>11:23:54.823</b>
6 -	1:04.678	+ 1.109	11:17:31.105	13 -	1:04.511	+ 0.942	11:24:59.334
7 -	1:04.110	+ 0.541	11:18:35.215	14 -	1:04.476	+ 0.907	11:26:03.810
<b>52</b>	<b>Bob FISHER</b> I MGB GT						
1 -	1:26.352	+ 20.184	11:12:26.460	8 -	1:06.821	+ 0.653	11:20:19.037
2 -	1:07.781	+ 1.613	11:13:34.241	9 -	1:06.795	+ 0.627	11:21:25.832
3 -	1:07.439	+ 1.271	11:14:41.680	10 -	1:06.583	+ 0.415	11:22:32.415
4 -	1:06.884	+ 0.716	11:15:48.564	11 -	<b>1:06.168</b>		<b>11:23:38.583</b>
5 -	1:07.703	+ 1.535	11:16:56.267	12 -	1:06.583	+ 0.415	11:24:45.166
6 -	1:07.040	+ 0.872	11:18:03.307	13 -	1:10.073	+ 3.905	11:25:55.239
7 -	1:08.909	+ 2.741	11:19:12.216				
<b>53</b>	<b>Mark BAKER</b> F MG F						
1 -	1:17.907	+ 18.927	11:11:47.185	6 -	1:01.501	+ 2.521	11:16:51.135
2 -	1:02.997	+ 4.017	11:12:50.182	7 -	1:01.135	+ 2.155	11:17:52.270
3 -	1:00.790	+ 1.810	11:13:50.972	8 -	1:51.038 P	+ 52.058	11:19:43.308
4 -	59.682	+ 0.702	11:14:50.654	9 -	1:08.081	+ 9.101	11:20:51.389
5 -	<b>58.980</b>		<b>11:15:49.634</b>				
<b>56</b>	<b>Bob KETT</b> A MGB Roadster						
1 -	1:16.253	+ 13.272	11:12:10.612	8 -	1:03.338	+ 0.357	11:19:47.314
2 -	1:07.524	+ 4.543	11:13:18.136	9 -	1:03.414	+ 0.433	11:20:50.728
3 -	1:05.784	+ 2.803	11:14:23.920	10 -	1:03.940	+ 0.959	11:21:54.668
4 -	1:05.977	+ 2.996	11:15:29.897	11 -	1:04.878	+ 1.897	11:22:59.546
5 -	1:04.991	+ 2.010	11:16:34.888	12 -	1:03.429	+ 0.448	11:24:02.975
6 -	1:04.647	+ 1.666	11:17:39.535	13 -	1:03.837	+ 0.856	11:25:06.812
7 -	1:04.441	+ 1.460	11:18:43.976	14 -	<b>1:02.981</b>		<b>11:26:09.793</b>
<b>64</b>	<b>Henry SHARPE</b> B MG Maestro						
1 -	1:30.594	+ 28.631	11:11:56.834	5 -	<b>1:01.963</b>		<b>11:16:10.725</b>
2 -	1:05.083	+ 3.120	11:13:01.917	6 -	1:02.925	+ 0.962	11:17:13.650
3 -	1:03.755	+ 1.792	11:14:05.672	7 -	1:02.155	+ 0.192	11:18:15.805
4 -	1:03.090	+ 1.127	11:15:08.762	8 -	2:33.361 P	+ 1:31.398	11:20:49.166
<b>66</b>	<b>Will SHARPE</b> Z MG ZR 160						
1 -	1:22.787	+ 24.403	11:11:43.460	9 -	1:00.226	+ 1.842	11:19:46.966

Car 10 transponder not working please rectify for the race

Weather / Track : Sunny / Dry

Brands Hatch Indy  
 Circuit Length = 1.1986 miles  
 Start: 11:10 End: 11:26



**Lancaster Insurance MG Owners Club**  
**QUALIFYING - RACE 14 - LAP ANALYSIS**

2 -	1:04.012	+ 5.628	11:12:47.472	10 -	59.347	+ 0.963	11:20:46.313
3 -	1:00.501	+ 2.117	11:13:47.973	11 -	58.860	+ 0.476	11:21:45.173
4 -	59.801	+ 1.417	11:14:47.774	12 -	<b>58.384</b>		<b>11:22:43.557</b>
5 -	59.781	+ 1.397	11:15:47.555	13 -	58.634	+ 0.250	11:23:42.191
6 -	59.397	+ 1.013	11:16:46.952	14 -	58.399	+ 0.015	11:24:40.590
7 -	59.525	+ 1.141	11:17:46.477	15 -	59.151	+ 0.767	11:25:39.741
8 -	1:00.263	+ 1.879	11:18:46.740				
<b>69</b>	<b>Peter HEAD</b> A MG B Roadster						
1 -	1:17.285	+ 12.678	11:12:09.679	8 -	1:12.169	+ 7.562	11:20:05.728
2 -	1:07.891	+ 3.284	11:13:17.570	9 -	1:05.544	+ 0.937	11:21:11.272
3 -	1:06.357	+ 1.750	11:14:23.927	10 -	1:08.109	+ 3.502	11:22:19.381
4 -	1:08.280	+ 3.673	11:15:32.207	11 -	1:05.222	+ 0.615	11:23:24.603
5 -	<b>1:04.607</b>		<b>11:16:36.814</b>	12 -	1:06.508	+ 1.901	11:24:31.111
6 -	1:06.342	+ 1.735	11:17:43.156	13 -	1:06.649	+ 2.042	11:25:37.760
7 -	1:10.403	+ 5.796	11:18:53.559				
<b>90</b>	<b>Philip CHURCHILL</b> A MG B Roadster						
1 -	1:18.299	+ 16.490	11:12:02.483	8 -	1:02.815	+ 1.006	11:19:32.495
2 -	1:07.502	+ 5.693	11:13:09.985	9 -	1:02.553	+ 0.744	11:20:35.048
3 -	1:04.510	+ 2.701	11:14:14.495	10 -	1:03.318	+ 1.509	11:21:38.366
4 -	1:03.126	+ 1.317	11:15:17.621	11 -	<b>1:01.809</b>		<b>11:22:40.175</b>
5 -	1:06.222	+ 4.413	11:16:23.843	12 -	1:02.514	+ 0.705	11:23:42.689
6 -	1:03.290	+ 1.481	11:17:27.133	13 -	1:02.145	+ 0.336	11:24:44.834
7 -	1:02.547	+ 0.738	11:18:29.680	14 -	1:02.959	+ 1.150	11:25:47.793


Car 10 transponder not working please rectify for the race

Weather / Track : Sunny / Dry

Brands Hatch Indy  
 Circuit Length = 1.1986 miles  
 Start: 11:10 End: 11:26

# Lancaster Insurance MG Owners Club

## RACE 14 - GRID

ROW 13	1:06.168 52 Bob FISHER		
ROW 12		1:05.427 50 Tony PUXTY	1:06.111 35 Andrew FORSYTH
ROW 11	1:03.569 51 Garry PUXTY		1:04.607 69 Peter HEAD
ROW 10		1:03.302 20 Samantha DYSON	1:03.391 9 Chris FLOOKS
ROW 9	1:02.981 56 Bob KETT		1:03.171 25 Kevin BROADLEY
ROW 8		1:01.988 31 Sam SMITH	1:02.635 47 Brian BUTLER
ROW 7	1:01.809 90 Philip CHURCHILL		1:01.963 64 Henry SHARPE
ROW 6		1:00.586 2 Jim BAYNAM	1:01.309 45 Harjinder BHAMBRA
ROW 5	59.816 26 Dean SULLIVAN		59.951 8 Paul WISBEY
ROW 4		59.280 10 Nick GOLHAR Please fit working transponder for race	59.444 3 Adrain OLSSON
ROW 3	59.215 42 Simon KENDRICK		59.246 27 Peter HIGTON
ROW 2		58.980 53 Mark BAKER	59.143 5 Paul R CLACKETT
ROW 1	58.384 66 Will SHARPE		58.731 1 Martin WILLS
<b>Pole</b>			
			

Brands Hatch Indy  
Circuit Length = 1.1986 miles

**These results are provisional until the conclusion of any judicial and technical matters.**

Clerk of Course :		Timekeeper :
-------------------	--	--------------

# Lancaster Insurance MG Owners Club

## RACE 14 - CLASSIFICATION

POS	NO	CL	NAME	ENTRY	LAPS	TIME	GAP	DIFF	MPH	BEST	ON
1	1	F	Martin WILLS	MG F	16	15:54.326			72.34	58.409	10
2	66	Z	Will SHARPE	MG ZR 160	16	15:54.489	0.163	0.163	72.33	58.591	9
3	5	Z	Paul R CLACKETT	MG ZS 160	16	16:01.393	7.067	6.904	71.81	58.731	11
4	53	F	Mark BAKER	MG F	16	16:06.523	12.197	5.130	71.43	59.283	5
5	3	Z	Adrain OLSSON	MG ZR 160	16	16:07.859	13.533	1.336	71.33	59.207	11
6	10	Z	Nick GOLHAR	MG ZR 160	16	16:11.786	17.460	3.927	71.04	59.658	7
7	42	F	Simon KENDRICK	MG F VVC	16	16:14.457	20.131	2.671	70.85	59.754	6
8	27	F	Peter HIGTON	MG F	16	16:14.649	20.323	0.192	70.83	59.916	10
9	8	F	Paul WISBEY	MG F-VVC	16	16:15.461	21.135	0.812	70.77	59.820	5
10	31	F	Sam SMITH	MG F	16	16:21.675	27.349	6.214	70.32	59.497	11
11	2	A	Jim BAYNAM	MG B Roadster	16	16:31.321	36.995	9.646	69.64	1:00.369	9
12	45	B	Harjinder BHAMBRA	MG ZS 120	16	16:44.104	49.778	12.783	68.75	1:01.333	13
13	47	F	Brian BUTLER	MG F	15	15:57.745	1 lap	1 lap	67.58	1:01.643	12
14	56	A	Bob KETT	MGB Roadster	15	15:58.494	1 lap	0.749	67.52	1:02.456	6
15	25	A	Kevin BROADLEY	MGB GT	15	15:58.900	1 lap	0.406	67.50	1:02.604	5
16	9	A	Chris FLOOKS	MG B GT	15	16:10.403	1 lap	11.503	66.69	1:02.740	7
17	20	A	Samantha DYSON	MG Midget Mk.3	15	16:22.211	1 lap	11.808	65.89	1:03.385	8
18	52	I	Bob FISHER	MGB GT	15	16:35.117	1 lap	12.906	65.04	1:03.829	5
19	69	A	Peter HEAD	MG B Roadster	15	16:35.347	1 lap	0.230	65.02	1:04.210	2
20	35	A	Andrew FORSYTH	MG B Roadster	14	16:02.580	2 laps	1 lap	62.75	1:06.288	10
21	64	B	Henry SHARPE	MG Maestro	14	16:08.727	2 laps	6.147	62.36	1:02.315	6

### NOT CLASSIFIED

DNF	51	A	Garry PUXTY	MG Midget	12	13:08.688	4 laps	2 laps	65.65	1:03.040	11
DNF	50	A	Tony PUXTY	MG Midget	11	12:39.627	5 laps	1 lap	62.48	1:06.469	10
DNF	37	A	John KIMBER	MG B GT	7	9:50.800	9 laps	4 laps	51.12	1:06.843	4
DNF	26	Z	Dean SULLIVAN	MG ZR 160	6	6:11.373	10 laps	1 lap	69.71	59.620	5
DNF	90	A	Philip CHURCHILL	MG B Roadster	2	2:16.090	14 laps	4 laps	63.41	1:02.911	2

### FASTEST LAP

1	F	Martin WILLS	MG F	10	58.409	73.87 mph	118.89 kph
66	Z	Will SHARPE	MG ZR 160	9	58.591	73.64 mph	118.52 kph
2	A	Jim BAYNAM	MG B Roadster	9	1:00.369	71.47 mph	115.03 kph
45	B	Harjinder BHAMBRA	MG ZS 120	13	1:01.333	70.35 mph	113.22 kph
52	I	Bob FISHER	MGB GT	5	1:03.829	67.60 mph	108.79 kph

Weather / Track : Sunny / Dry

These results are provisional until the conclusion of any judicial and technical matters.

Brands Hatch Indy

Circuit Length = 1.1986 miles

Start: 14:09 End: 14:26

Clerk of Course :	Timekeeper :
-------------------	--------------

# Lancaster Insurance MG Owners Club

## RACE 14 - LAP CHART

Lap 1			Lap 2			Lap 3			Lap 4			Lap 5		
No	Behind	Laptime	No	Behind	Laptime	No	Behind	Laptime	No	Behind	Laptime	No	Behind	Laptime
1		1:05.639	1		59.252	1		59.098	1		59.669	1		59.007
66	0.963	1:06.602	66	0.601	58.890	66	0.609	59.106	66	0.698	59.758	66	0.563	58.872
53	2.122	1:07.761	53	2.868	59.998	5	2.707	58.905	5	1.982	58.944	5	2.170	59.195
5	2.188	1:07.827	5	2.900	59.964	53	3.848	1:00.078	53	3.986	59.807	53	4.262	59.283
42	2.521	1:08.160	42	3.461	1:00.192	42	4.517	1:00.154	42	4.677	59.829	42	5.657	59.987
27	2.879	1:08.518	27	3.682	1:00.055	27	4.849	1:00.265	27	5.121	59.941	27	6.449	1:00.335
3	3.593	1:09.232	3	4.124	59.783	3	5.289	1:00.263	3	5.407	59.787	3	6.839	1:00.439
10	3.808	1:09.447	10	4.541	59.985	10	5.542	1:00.099	10	5.752	59.879	10	7.093	1:00.348
8	4.371	1:10.010	8	5.533	1:00.414	8	6.736	1:00.301	8	7.456	1:00.389	8	8.269	59.820
2	5.126	1:10.765	2	6.579	1:00.705	26	7.692	59.919	26	8.063	1:00.040	26	8.676	59.620
26	5.267	1:10.906	26	6.871	1:00.856	2	9.186	1:01.705	2	10.932	1:01.415	2	13.198	1:01.273
90	7.540	1:13.179	90	11.199	1:02.911	31	14.257	1:01.958	31	15.521	1:00.933	31	17.386	1:00.872
45	7.810	1:13.449	31	11.397	1:02.035	45	15.482	1:03.138	45	17.802	1:01.989	45	20.904	1:02.109
56	8.491	1:14.130	45	11.442	1:02.884	64	16.619	1:03.017	64	19.429	1:02.479	64	22.837	1:02.415
31	8.614	1:14.253	64	12.700	1:03.012	56	17.420	1:02.908	56	20.526	1:02.775	56	24.011	1:02.492
64	8.940	1:14.579	56	13.610	1:04.371	25	17.884	1:02.892	25	21.363	1:03.148	25	24.960	1:02.604
25	9.883	1:15.522	25	14.090	1:03.459	47	19.173	1:03.465	47	23.103	1:03.599	47	26.622	1:02.526
47	10.305	1:15.944	51	14.580	1:03.412	51	19.292	1:03.810	51	24.497	1:04.874	51	29.504	1:04.014
51	10.420	1:16.059	47	14.806	1:03.753	9	21.373	1:04.063	9	25.646	1:03.942	9	30.314	1:03.675
9	11.389	1:17.028	9	16.408	1:04.271	69	22.873	1:04.961	20	28.324	1:03.989	20	33.080	1:03.763
69	12.052	1:17.691	69	17.010	1:04.210	20	24.004	1:04.218	69	28.700	1:05.496	69	33.913	1:04.220
37	12.486	1:18.125	20	18.884	1:04.969	52	25.527	1:05.436	52	30.395	1:04.537	52	35.217	1:03.829
20	13.167	1:18.806	52	19.189	1:04.758	35	31.386	1:07.876	35	39.512	1:07.795	35	48.244	1:07.739
52	13.683	1:19.322	37	22.478	1:09.244	50	32.185	1:07.644	50	40.177	1:07.661	37	1 LAP	1:06.843
35	14.272	1:19.911	35	22.608	1:07.588				37	1 LAP	2:17.144	50	49.402	1:08.232
50	15.997	1:21.636	50	23.639	1:06.894									

Weather / Track : Sunny / Dry

Brands Hatch Indy  
Circuit Length = 1.1986 miles  
Start: 14:09 End: 14:26

# Lancaster Insurance MG Owners Club

## RACE 14 - LAP CHART

Lap 6			Lap 7			Lap 8			Lap 9			Lap 10		
No	Behind	Laptime	No	Behind	Laptime	No	Behind	Laptime	No	Behind	Laptime	No	Behind	Laptime
1		58.749	1		58.867	1		58.750	1		58.587	1		58.409
66	0.723	58.909	66	0.649	58.793	66	0.719	58.820	66	0.723	58.591	51	1 LAP	1:14.049
5	2.371	58.950	5	3.197	59.693	5	3.640	59.193	5	4.765	59.712	66	1.514	59.200
53	5.349	59.836	53	6.288	59.806	35	1 LAP	1:07.972	53	8.367	59.419	52	1 LAP	1:05.786
42	6.662	59.754	42	8.353	1:00.558	53	7.535	59.997	3	11.046	59.360	69	1 LAP	1:05.834
3	7.907	59.817	3	8.591	59.551	3	10.273	1:00.432	42	12.751	59.995	64	1 LAP	1:16.545
10	8.111	59.767	10	8.902	59.658	42	11.343	1:01.740	10	12.970	1:00.047	5	5.268	58.912
27	8.341	1:00.641	27	9.695	1:00.221	10	11.510	1:01.358	27	13.464	1:00.144	53	9.818	59.860
8	9.580	1:00.060	8	10.748	1:00.035	27	11.907	1:00.962	8	13.997	1:00.230	3	11.868	59.231
26	9.959	1:00.032	2	17.646	1:00.862	37	2 LAPS	1:11.270	35	1 LAP	1:10.266	42	14.559	1:00.217
2	15.651	1:01.202	31	20.350	59.935	8	12.354	1:00.356	50	1 LAP	1:07.329	10	14.754	1:00.193
31	19.282	1:00.645	45	26.515	1:01.686	50	1 LAP	1:11.187	2	22.038	1:00.369	27	14.971	59.916
45	23.696	1:01.541	56	32.098	1:03.247	2	20.256	1:01.360	31	22.912	59.719	8	15.589	1:00.001
64	26.403	1:02.315	25	33.410	1:03.352	31	21.780	1:00.180	45	32.982	1:01.581	31	25.375	1:00.872
56	27.718	1:02.456	64	34.080	1:06.544	45	29.988	1:02.223	56	41.083	1:03.012	2	26.370	1:02.741
25	28.925	1:02.714	47	35.086	1:03.070	56	36.658	1:03.310	25	42.959	1:03.671	35	1 LAP	1:07.670
47	30.883	1:03.010	51	38.512	1:03.408	25	37.875	1:03.215	47	43.048	1:02.589	50	1 LAP	1:06.733
51	33.971	1:03.216	9	38.610	1:02.740	47	39.046	1:02.710	9	47.787	1:03.068	45	36.077	1:01.504
9	34.737	1:03.172	20	43.633	1:04.179	9	43.306	1:03.446	37	2 LAPS	1:39.819	56	45.668	1:02.994
20	38.321	1:03.990	52	47.943	1:06.430	51	44.221	1:04.459	20	56.379	1:06.698	47	46.602	1:01.963
69	40.246	1:05.082	69	49.109	1:07.730	64	45.081	1:09.751				25	48.429	1:03.879
52	40.380	1:03.912				20	48.268	1:03.385				9	52.259	1:02.881
35	56.852	1:07.357				52	54.537	1:05.344						
37	1 LAP	1:08.355				69	54.835	1:04.476						
50	58.822	1:08.169												

Weather / Track : Sunny / Dry

Brands Hatch Indy  
 Circuit Length = 1.1986 miles  
 Start: 14:09 End: 14:26

# Lancaster Insurance MG Owners Club

## RACE 14 - LAP CHART

Lap 11			Lap 12			Lap 13			Lap 14			Lap 15		
No	Behind	Laptime	No	Behind	Laptime	No	Behind	Laptime	No	Behind	Laptime	No	Behind	Laptime
1		59.094	1		58.814	1		59.336	1		1:00.588	1		1:00.913
66	1.462	59.042	66	1.667	59.019	66	1.911	59.580	66	2.120	1:00.797	66	0.648	59.441
20	1 LAP	1:05.346	5	5.530	59.439	9	1 LAP	1:05.174	5	6.090	1:01.333	56	1 LAP	1:04.049
5	4.905	58.731	20	1 LAP	1:04.068	5	5.345	59.151	9	1 LAP	1:05.512	25	1 LAP	1:03.174
51	1 LAP	1:03.918	51	1 LAP	1:03.040	53	12.130	1:00.608	53	12.328	1:00.786	5	6.169	1:00.992
52	1 LAP	1:04.854	53	10.858	59.560	3	13.905	1:00.809	3	14.158	1:00.841	9	1 LAP	1:03.487
53	10.112	59.388	3	12.432	59.265	51	1 LAP	1:04.429	10	18.321	1:00.375	53	11.955	1:00.540
69	1 LAP	1:05.579	52	1 LAP	1:06.439	20	1 LAP	1:05.994	42	18.385	1:00.627	3	13.561	1:00.316
3	11.981	59.207	42	17.121	59.957	42	18.346	1:00.561	27	18.998	1:00.167	10	17.117	59.709
42	15.978	1:00.513	69	1 LAP	1:05.839	10	18.534	1:00.576	8	19.425	59.954	42	18.580	1:01.108
10	16.127	1:00.467	10	17.294	59.981	27	19.419	1:00.908	20	1 LAP	1:04.837	27	18.728	1:00.643
27	16.634	1:00.757	27	17.847	1:00.027	8	20.059	1:00.648	31	27.839	1:01.080	8	19.408	1:00.896
8	17.294	1:00.799	8	18.747	1:00.267	52	1 LAP	1:06.911	52	1 LAP	1:06.341	20	1 LAP	1:04.012
64	1 LAP	1:15.213	31	27.019	1:00.055	69	1 LAP	1:06.716	69	1 LAP	1:06.451	31	27.213	1:00.287
31	25.778	59.497	2	30.157	1:01.029	31	27.347	59.664	2	32.826	1:01.449	52	1 LAP	1:05.999
2	27.942	1:00.666	64	1 LAP	1:15.303	2	31.965	1:01.144	45	46.081	1:02.466	2	35.152	1:03.239
35	1 LAP	1:06.288	45	42.206	1:02.479	45	44.203	1:01.333	64	1 LAP	1:08.999	69	1 LAP	1:05.978
50	1 LAP	1:06.469	35	1 LAP	1:07.177	64	1 LAP	1:07.373	35	1 LAP	1:08.722	45	47.322	1:02.154
45	38.541	1:01.558	50	1 LAP	1:07.673	35	1 LAP	1:06.619	47	59.917	1:04.132			
56	49.803	1:03.229	47	52.692	1:01.643	47	56.373	1:03.017						
47	49.863	1:02.355	56	54.110	1:03.121	56	58.146	1:03.372						
25	52.217	1:02.882	25	56.012	1:02.609	25	59.446	1:02.770						
9	56.626	1:03.461												

Weather / Track : Sunny / Dry

Brands Hatch Indy  
 Circuit Length = 1.1986 miles  
 Start: 14:09 End: 14:26

**Lancaster Insurance MG Owners Club**  
**RACE 14 - LAP CHART**

Lap 16		
No	Behind	Laptime
1		59.554
66	0.163	59.069
47	1 LAP	1:03.969
56	1 LAP	1:03.028
25	1 LAP	1:03.009
5	7.067	1:00.452
35	2 LAPS	1:09.600
53	12.197	59.796
3	13.533	59.526
64	2 LAPS	1:21.182
9	1 LAP	1:04.483
10	17.460	59.897
42	20.131	1:01.105
27	20.323	1:01.149
8	21.135	1:01.281
31	27.349	59.690
20	1 LAP	1:03.957
2	36.995	1:01.397
52	1 LAP	1:05.219
69	1 LAP	1:05.084
45	49.778	1:02.010

**Weather / Track : Sunny / Dry**

Brands Hatch Indy  
Circuit Length = 1.1986 miles  
Start: 14:09 End: 14:26

# Lancaster Insurance MG Owners Club

## RACE 21 - GRID

ROW 13	1:06.758 35 Andrew FORSYTH		
ROW 12		1:06.583 52 Bob FISHER	1:06.676 50 Tony PUXTY
ROW 11	1:03.708 51 Garry PUXTY		1:05.222 69 Peter HEAD
ROW 10		1:03.664 31 Sam SMITH	1:03.668 9 Chris FLOOKS
ROW 9	1:03.324 20 Samantha DYSON		1:03.338 56 Bob KETT
ROW 8		1:02.766 47 Brian BUTLER	1:03.277 25 Kevin BROADLEY
ROW 7	1:02.145 90 Philip CHURCHILL		1:02.155 64 Henry SHARPE
ROW 6		1:00.678 2 Jim BAYNAM	1:01.544 45 Harjinder BHAMBRA
ROW 5	59.972 8 Paul WISBEY		1:00.213 26 Dean SULLIVAN
ROW 4		59.688 5 Paul R CLACKETT	59.790 42 Simon KENDRICK
ROW 3	59.500 3 Adrain OLSSON		59.682 53 Mark BAKER
ROW 2		59.263 27 Peter HIGTON	59.388 10 Nick GOLHAR
ROW 1	58.399 66 Will SHARPE		58.875 1 Martin WILLS
<b>Pole</b>			

Brands Hatch Indy  
Circuit Length = 1.1986 miles

**These results are provisional until the conclusion of any judicial and technical matters.**

Clerk of Course :		Timekeeper :
-------------------	--	--------------



# Lancaster Insurance MG Owners Club

## RACE 21 - CLASSIFICATION

POS	NO	CL	NAME	ENTRY	LAPS	TIME	GAP	DIFF	MPH	BEST	ON
1	66	Z	Will SHARPE	MG ZR 160	11	13:19.116			59.39	58.765	8
2	27	F	Peter HIGTON	MG F	11	13:22.029	2.913	2.913	59.18	59.321	9
3	42	F	Simon KENDRICK	MG F VVC	11	13:22.733	3.617	0.704	59.12	59.166	8
4	10	Z	Nick GOLHAR	MG ZR 160	11	13:22.824	3.708	0.091	59.12	59.234	8
5	5	Z	Paul R CLACKETT	MG ZS 160	11	13:23.117	4.001	0.293	59.10	58.693	10
6	3	Z	Adrain OLSSON	MG ZR 160	11	13:28.188	9.072	5.071	58.73	59.655	8
7	53	F	Mark BAKER	MG F	11	13:28.435	9.319	0.247	58.71	59.505	3
8	8	F	Paul WISBEY	MG F-VVC	11	13:29.084	9.968	0.649	58.66	59.305	7
9	31	F	Sam SMITH	MG F	11	13:30.143	11.027	1.059	58.58	59.374	11
10	45	B	Harjinder BHAMBRA	MG ZS 120	11	13:39.434	20.318	9.291	57.92	1:00.739	7
11	64	B	Henry SHARPE	MG Maestro	11	13:40.882	21.766	1.448	57.82	1:01.311	9
12	25	A	Kevin BROADLEY	MGB GT	11	13:50.357	31.241	9.475	57.16	1:02.059	7
13	56	A	Bob KETT	MGB Roadster	11	13:50.734	31.618	0.377	57.13	1:02.621	11
14	47	F	Brian BUTLER	MG F	11	13:51.203	32.087	0.469	57.10	1:02.173	11
15	37	A	John KIMBER	MG B GT	11	13:51.794	32.678	0.591	57.06	1:01.808	11
16	20	A	Samantha DYSON	MG Midget Mk.3	11	13:58.276	39.160	6.482	56.62	1:03.115	7
17	9	A	Chris FLOOKS	MG B GT	11	13:58.812	39.696	0.536	56.58	1:03.295	8
18	90	A	Philip CHURCHILL	MG B Roadster	11	14:06.307	47.191	7.495	56.08	1:02.825	8
19	52	I	Bob FISHER	MGB GT	11	14:10.445	51.329	4.138	55.81	1:04.291	10
20	69	A	Peter HEAD	MG B Roadster	11	14:13.864	54.748	3.419	55.58	1:04.825	10
21	35	A	Andrew FORSYTH	MG B Roadster	10	13:20.501	1 lap	1 lap	53.90	1:06.004	2
22	50	A	Tony PUXTY	MG Midget	10	13:21.638	1 lap	1.137	53.82	1:07.238	2

### NOT CLASSIFIED

DNF	2	A	Jim BAYNAM	MG B Roadster	4	4:51.191	7 laps	6 laps	59.27	1:07.039	2
DNF	51	A	Garry PUXTY	MG Midget	2	2:23.896	9 laps	2 laps	59.97	1:04.991	2

### FASTEST LAP

5	Z	Paul R CLACKETT	MG ZS 160	10	58.693	73.51 mph	118.31 kph
42	F	Simon KENDRICK	MG F VVC	8	59.166	72.93 mph	117.37 kph
45	B	Harjinder BHAMBRA	MG ZS 120	7	1:00.739	71.04 mph	114.33 kph
37	A	John KIMBER	MG B GT	11	1:01.808	69.81 mph	112.35 kph
52	I	Bob FISHER	MGB GT	10	1:04.291	67.11 mph	108.01 kph

Weather / Track : Sunny / Dry

These results are provisional until the conclusion of any judicial and technical matters.

Brands Hatch Indy

Circuit Length = 1.1986 miles

Start: 17:19 End: 17:33

Clerk of Course :	Timekeeper :
-------------------	--------------

# Lancaster Insurance MG Owners Club

## RACE 21 - LAP CHART

Lap 1			Lap 2			Lap 3			Lap 4			Lap 5		
No	Behind	Laptime	No	Behind	Laptime	No	Behind	Laptime	No	Behind	Laptime	No	Behind	Laptime
66		1:07.146	66		59.755	66		59.358	66		1:28.667	66		2:19.038
27	0.123	1:07.269	27	0.097	59.729	27	0.097	59.358	27	0.814	1:29.384	27	0.854	2:19.078
10	0.637	1:07.783	10	1.005	1:00.123	10	1.065	59.418	10	1.526	1:29.128	10	2.187	2:19.699
42	1.259	1:08.405	42	1.655	1:00.151	42	2.173	59.876	42	2.273	1:28.767	42	3.098	2:19.863
3	2.267	1:09.413	3	2.387	59.875	5	2.831	59.354	5	2.987	1:28.823	5	4.114	2:20.165
53	2.941	1:10.087	5	2.835	59.262	3	3.445	1:00.416	3	4.101	1:29.323	3	5.501	2:20.438
5	3.328	1:10.474	53	3.620	1:00.434	53	3.767	59.505	53	4.927	1:29.827	53	6.310	2:20.421
8	3.535	1:10.681	8	4.316	1:00.536	8	5.134	1:00.176	8	5.591	1:29.124	8	7.131	2:20.578
45	5.204	1:12.350	45	6.983	1:01.534	31	8.840	1:00.040	31	6.796	1:26.623	31	8.512	2:20.754
2	5.344	1:12.490	31	8.158	1:01.503	45	9.017	1:01.392	45	7.421	1:27.071	45	9.059	2:20.676
64	5.698	1:12.844	64	9.435	1:03.492	64	12.043	1:01.966	64	8.603	1:25.227	64	10.134	2:20.569
90	6.029	1:13.175	90	9.784	1:03.510	56	15.471	1:03.439	56	10.552	1:23.748	56	11.982	2:20.468
31	6.410	1:13.556	25	10.046	1:03.164	25	15.754	1:05.066	25	11.368	1:24.281	25	13.239	2:20.909
25	6.637	1:13.783	56	11.390	1:03.150	47	16.976	1:03.945	47	12.943	1:24.634	47	14.988	2:21.083
56	7.995	1:15.141	47	12.389	1:03.663	37	18.788	1:02.756	37	13.767	1:23.646	37	16.030	2:21.301
47	8.481	1:15.627	2	12.628	1:07.039	9	20.514	1:04.806	9	15.000	1:23.153	9	17.450	2:21.488
9	10.412	1:17.558	9	15.066	1:04.409	2	21.401	1:08.131	20	15.731	1:22.970	20	18.196	2:21.503
20	10.807	1:17.953	37	15.390	1:04.133	20	21.428	1:04.833	2	16.265	1:23.531	69	19.346	2:21.039
37	11.012	1:18.158	20	15.953	1:04.901	69	25.730	1:07.237	69	17.345	1:20.282	52	20.624	2:21.479
51	11.759	1:18.905	51	16.995	1:04.991	52	26.482	1:07.328	52	18.183	1:20.368	35	23.073	2:20.962
69	12.074	1:19.220	69	17.851	1:05.532	35	30.162	1:10.081	35	21.149	1:19.654	50	26.062	2:23.296
52	12.676	1:19.822	52	18.512	1:05.591	50	31.142	1:09.139	50	21.804	1:19.329	90	27.678	2:23.823
35	13.190	1:20.336	35	19.439	1:06.004	90	36.317	1:25.891	90	22.893	1:15.243			
50	13.878	1:21.024	50	21.361	1:07.238									

Weather / Track : Sunny / Dry

Brands Hatch Indy  
 Circuit Length = 1.1986 miles  
 Start: 17:19 End: 17:33

# Lancaster Insurance MG Owners Club

## RACE 21 - LAP CHART

Lap 6			Lap 7			Lap 8			Lap 9			Lap 10		
No	Behind	Laptime	No	Behind	Laptime	No	Behind	Laptime	No	Behind	Laptime	No	Behind	Laptime
66		1:30.168	66		58.768	66		58.765	66		58.944	66		59.062
27	0.146	1:29.460	27	0.723	59.345	27	1.571	59.613	27	1.948	59.321	27	2.490	59.604
10	0.940	1:28.921	42	2.014	59.448	42	2.415	59.166	42	2.740	59.269	42	3.173	59.495
42	1.334	1:28.404	10	2.283	1:00.111	10	2.752	59.234	10	3.311	59.503	5	3.603	58.693
5	1.788	1:27.842	5	2.523	59.503	5	2.998	59.240	5	3.972	59.918	10	3.616	59.367
3	4.551	1:29.218	3	5.448	59.665	3	6.338	59.655	3	7.646	1:00.252	3	8.528	59.944
53	4.824	1:28.682	53	5.878	59.822	53	6.934	59.821	53	7.806	59.816	53	8.818	1:00.074
8	5.883	1:28.920	8	6.420	59.305	8	7.340	59.685	8	8.294	59.898	8	9.801	1:00.569
31	7.224	1:28.880	31	9.035	1:00.579	31	9.764	59.494	31	10.398	59.578	31	11.098	59.762
45	8.408	1:29.517	45	10.379	1:00.739	45	13.161	1:01.547	45	15.734	1:01.517	45	18.364	1:01.692
64	9.190	1:29.224	64	11.825	1:01.403	64	14.567	1:01.507	64	16.934	1:01.311	64	19.558	1:01.686
56	11.042	1:29.228	56	15.287	1:03.013	25	19.894	1:03.263	25	23.832	1:02.882	25	27.672	1:02.902
25	12.105	1:29.034	25	15.396	1:02.059	56	20.178	1:03.656	56	24.536	1:03.302	56	28.442	1:02.968
47	14.320	1:29.500	47	18.265	1:02.713	47	22.351	1:02.851	47	26.163	1:02.756	47	29.359	1:02.258
37	15.311	1:29.449	37	19.204	1:02.661	37	23.204	1:02.765	37	26.992	1:02.732	37	30.315	1:02.385
9	16.713	1:29.431	9	21.254	1:03.309	9	25.784	1:03.295	9	30.358	1:03.518	9	34.680	1:03.384
20	17.471	1:29.443	20	21.818	1:03.115	20	26.312	1:03.259	20	30.757	1:03.389	20	34.984	1:03.289
69	19.133	1:29.955	69	27.232	1:06.867	52	33.790	1:05.247	90	39.296	1:03.411	90	43.601	1:03.367
52	20.377	1:29.921	52	27.308	1:05.699	90	34.829	1:02.825	52	40.733	1:05.887	52	45.962	1:04.291
35	22.374	1:29.469	90	30.769	1:05.100	69	35.215	1:06.748	69	42.433	1:06.162	69	48.196	1:04.825
90	24.437	1:26.927	35	32.453	1:08.847	35	42.173	1:08.485	35	51.078	1:07.849			
50	24.895	1:29.001	50	34.059	1:07.932	50	42.788	1:07.494	50	51.693	1:07.849			

Weather / Track : Sunny / Dry

Brands Hatch Indy  
 Circuit Length = 1.1986 miles  
 Start: 17:19 End: 17:33

**Lancaster Insurance MG Owners Club**  
**RACE 21 - LAP CHART**

Lap 11		
No	Behind	Laptime
66		59.445
35	1 LAP	1:08.814
50	1 LAP	1:09.336
27	2.913	59.868
42	3.617	59.889
10	3.708	59.537
5	4.001	59.843
3	9.072	59.989
53	9.319	59.946
8	9.968	59.612
31	11.027	59.374
45	20.318	1:01.399
64	21.766	1:01.653
25	31.241	1:03.014
56	31.618	1:02.621
47	32.087	1:02.173
37	32.678	1:01.808
20	39.160	1:03.621
9	39.696	1:04.461
90	47.191	1:03.035
52	51.329	1:04.812
69	54.748	1:05.997

**Weather / Track : Sunny / Dry**

Brands Hatch Indy  
Circuit Length = 1.1986 miles  
Start: 17:19 End: 17:33

**BARC Quaife Intermarque League**  
**QUALIFYING - RACE 15 - CLASSIFICATION**

POS	NO	CL	NAME	ENTRY	TIME	ON	LAPS	GAP	DIFF	MPH
1	38	SR	<b>Keith WHITE</b>	BMW Z4	<b>49.904</b>	7	10			86.46
2	89	SR	<b>Chris BROCKHURST</b>	Vauxhall Tigra	<b>50.590</b>	6	13	<b>0.686</b>	0.686	85.29
3	4	SR	<b>Richard SMITH</b>	Vauxhall Tigra	<b>50.784</b>	7	14	<b>0.880</b>	0.194	84.96
4	44	A	<b>Rod BIRLEY</b>	Ford Escort WRC	<b>50.901</b>	8	9	<b>0.997</b>	0.117	84.77
5	28	SR	<b>Chris AYLING</b>	VW Corrado	<b>51.486</b>	11	13	<b>1.582</b>	0.585	83.81
6	29	SR	<b>Mike THURLEY</b>	Peugeot 206	<b>51.826</b>	11	11	<b>1.922</b>	0.340	83.26
7	1	A	<b>Matt MOORE</b>	Ford Escort Mk1	<b>52.317</b>	11	11	<b>2.413</b>	0.491	82.47
8	52	SR	<b>Mick ROBERTSON</b>	VW Corrado	<b>52.443</b>	1	2	<b>2.539</b>	0.126	82.28
9	86	A	<b>Bill COOKSON</b>	Caterham 7	<b>52.772</b>	9	13	<b>2.868</b>	0.329	81.76
10	14	HR	<b>Daniel SMITH</b>	Peugeot 206 CC	<b>52.873</b>	8	14	<b>2.969</b>	0.101	81.61
11	7	C	<b>Jez HOBBS</b>	Caterham 7	<b>53.413</b>	10	17	<b>3.509</b>	0.540	80.78
12	26	HR	<b>Ross LORAM</b>	Peugeot 206	<b>54.462</b>	10	15	<b>4.558</b>	1.049	79.23
13	21	HR	<b>Philip YOUNG</b>	Mitsubishi Colt	<b>54.791</b>	10	15	<b>4.887</b>	0.329	78.75
14	79	T	<b>Stewart FENTON</b>	Tiger 2000	<b>55.271</b>	10	14	<b>5.367</b>	0.480	78.07
15	40	B	<b>Kenny COLEMAN</b>	Ford Sierra Cosworth	<b>56.310</b>	10	16	<b>6.406</b>	1.039	76.63
16	81	C	<b>Scott BROOKER</b>	Mini Cooper S	<b>58.666</b>	6	10	<b>8.762</b>	2.356	73.55
17	39	C	<b>Thomas CAREY</b>	Hillman Imp	<b>1:03.042</b>	4	5	<b>13.138</b>	4.376	68.44

Weather / Track : Sunny / Dry  
 These results are provisional until the conclusion of any judicial and technical matters.

Brands Hatch Indy  
 Circuit Length = 1.1986 miles  
 Start: 11:34 End: 11:50

Clerk of Course :		Timekeeper :
-------------------	--	--------------

# BARC Quaife Intermarque League

## QUALIFYING - RACE 15 - LAP ANALYSIS

<b>1</b>	<b>Matt MOORE</b>		A Ford Escort Mk1				
1 -	1:05.329	+ 13.012	11:35:26.150	7 -	1:01.546	+ 9.229	11:44:54.473
2 -	54.122	+ 1.805	11:36:20.272	8 -	52.424	+ 0.107	11:45:46.897
3 -	53.317	+ 1.000	11:37:13.589	9 -	2:07.652 P	+ 1:15.335	11:47:54.549
4 -	52.783	+ 0.466	11:38:06.372	10 -	57.796	+ 5.479	11:48:52.345
5 -	52.355	+ 0.038	11:38:58.727	11 -	<b>52.317</b>		<b>11:49:44.662</b>
6 -	4:54.200 P	+ 4:01.883	11:43:52.927				
<b>4</b>	<b>Richard SMITH</b>		SR Vauxhall Tigra				
1 -	1:03.208	+ 12.424	11:35:38.736	8 -	50.798	+ 0.014	11:41:41.726
2 -	53.939	+ 3.155	11:36:32.675	9 -	51.516	+ 0.732	11:42:33.242
3 -	52.806	+ 2.022	11:37:25.481	10 -	52.154	+ 1.370	11:43:25.396
4 -	52.186	+ 1.402	11:38:17.667	11 -	51.510	+ 0.726	11:44:16.906
5 -	51.563	+ 0.779	11:39:09.230	12 -	51.465	+ 0.681	11:45:08.371
6 -	50.914	+ 0.130	11:40:00.144	13 -	52.159	+ 1.375	11:46:00.530
7 -	<b>50.784</b>		<b>11:40:50.928</b>	14 -	4:02.472 P	+ 3:11.688	11:50:03.002
<b>7</b>	<b>Jez HOBBS</b>		C Caterham 7				
1 -	1:07.254	+ 13.841	11:35:29.184	10 -	<b>53.413</b>		<b>11:43:40.650</b>
2 -	55.244	+ 1.831	11:36:24.428	11 -	54.418	+ 1.005	11:44:35.068
3 -	56.285	+ 2.872	11:37:20.713	12 -	53.817	+ 0.404	11:45:28.885
4 -	54.425	+ 1.012	11:38:15.138	13 -	53.691	+ 0.278	11:46:22.576
5 -	55.678	+ 2.265	11:39:10.816	14 -	54.539	+ 1.126	11:47:17.115
6 -	54.494	+ 1.081	11:40:05.310	15 -	53.505	+ 0.092	11:48:10.620
7 -	53.922	+ 0.509	11:40:59.232	16 -	54.070	+ 0.657	11:49:04.690
8 -	54.016	+ 0.603	11:41:53.248	17 -	54.296	+ 0.883	11:49:58.986
9 -	53.989	+ 0.576	11:42:47.237				
<b>14</b>	<b>Daniel SMITH</b>		HR Peugeot 206 CC				
1 -	1:07.800	+ 14.927	11:35:45.343	8 -	<b>52.873</b>		<b>11:42:11.023</b>
2 -	57.804	+ 4.931	11:36:43.147	9 -	53.512	+ 0.639	11:43:04.535
3 -	57.601	+ 4.728	11:37:40.748	10 -	52.995	+ 0.122	11:43:57.530
4 -	53.156	+ 0.283	11:38:33.904	11 -	3:10.975 P	+ 2:18.102	11:47:08.505
5 -	53.240	+ 0.367	11:39:27.144	12 -	1:08.590	+ 15.717	11:48:17.095
6 -	55.587	+ 2.714	11:40:22.731	13 -	53.298	+ 0.425	11:49:10.393
7 -	55.419	+ 2.546	11:41:18.150	14 -	52.908	+ 0.035	11:50:03.301
<b>21</b>	<b>Philip YOUNG</b>		HR Mitsubishi Colt				
1 -	1:00.716	+ 5.925	11:36:41.370	9 -	55.209	+ 0.418	11:44:23.752
2 -	1:00.791	+ 6.000	11:37:42.161	10 -	<b>54.791</b>		<b>11:45:18.543</b>
3 -	58.141	+ 3.350	11:38:40.302	11 -	55.981	+ 1.190	11:46:14.524
4 -	58.840	+ 4.049	11:39:39.142	12 -	55.392	+ 0.601	11:47:09.916
5 -	58.166	+ 3.375	11:40:37.308	13 -	55.908	+ 1.117	11:48:05.824
6 -	56.851	+ 2.060	11:41:34.159	14 -	56.654	+ 1.863	11:49:02.478
7 -	56.980	+ 2.189	11:42:31.139	15 -	54.980	+ 0.189	11:49:57.458
8 -	57.404	+ 2.613	11:43:28.543				
<b>26</b>	<b>Ross LORAM</b>		HR Peugeot 206				
1 -	1:06.413	+ 11.951	11:35:53.249	9 -	59.222	+ 4.760	11:43:34.217
2 -	59.170	+ 4.708	11:36:52.419	10 -	<b>54.462</b>		<b>11:44:28.679</b>
3 -	58.756	+ 4.294	11:37:51.175	11 -	57.222	+ 2.760	11:45:25.901
4 -	56.746	+ 2.284	11:38:47.921	12 -	57.483	+ 3.021	11:46:23.384
5 -	57.035	+ 2.573	11:39:44.956	13 -	58.407	+ 3.945	11:47:21.791
6 -	58.243	+ 3.781	11:40:43.199	14 -	56.137	+ 1.675	11:48:17.928
7 -	55.249	+ 0.787	11:41:38.448	15 -	1:59.641 P	+ 1:05.179	11:50:17.569
8 -	56.547	+ 2.085	11:42:34.995				
<b>28</b>	<b>Chris AYLING</b>		SR VW Corrado				
1 -	1:04.368	+ 12.882	11:35:30.235	8 -	52.286	+ 0.800	11:41:41.375
2 -	55.383	+ 3.897	11:36:25.618	9 -	52.991	+ 1.505	11:42:34.366
3 -	53.178	+ 1.692	11:37:18.796	10 -	52.059	+ 0.573	11:43:26.425
4 -	51.836	+ 0.350	11:38:10.632	11 -	<b>51.486</b>		<b>11:44:17.911</b>

Weather / Track : Sunny / Dry

Brands Hatch Indy  
Circuit Length = 1.1986 miles  
Start: 11:34 End: 11:50

**BARC Quaife Intermarque League**  
**QUALIFYING - RACE 15 - LAP ANALYSIS**

5 -	53.986	+ 2.500	11:39:04.618	12 -	52.240	+ 0.754	11:45:10.151
6 -	51.943	+ 0.457	11:39:56.561	13 -	3:17.364 P	+ 2:25.878	11:48:27.515
7 -	52.528	+ 1.042	11:40:49.089				
<b>29</b>	<b>Mike THURLEY</b>		SR Peugeot 206				
1 -	55.355	+ 3.529	11:36:40.939	7 -	52.456	+ 0.630	11:42:19.635
2 -	54.511	+ 2.685	11:37:35.450	8 -	52.397	+ 0.571	11:43:12.032
3 -	54.122	+ 2.296	11:38:29.572	9 -	1:00.158	+ 8.332	11:44:12.190
4 -	54.594	+ 2.768	11:39:24.166	10 -	53.525	+ 1.699	11:45:05.715
5 -	1:01.073	+ 9.247	11:40:25.239	11 -	<b>51.826</b>		<b>11:45:57.541</b>
6 -	1:01.940	+ 10.114	11:41:27.179				
<b>38</b>	<b>Keith WHITE</b>		SR BMW Z4				
1 -	1:03.384	+ 13.480	11:35:26.562	6 -	50.049	+ 0.145	11:39:44.272
2 -	54.045	+ 4.141	11:36:20.607	7 -	<b>49.904</b>		<b>11:40:34.176</b>
3 -	51.738	+ 1.834	11:37:12.345	8 -	51.718	+ 1.814	11:41:25.894
4 -	50.890	+ 0.986	11:38:03.235	9 -	51.035	+ 1.131	11:42:16.929
5 -	50.988	+ 1.084	11:38:54.223	10 -	51.506	+ 1.602	11:43:08.435
<b>39</b>	<b>Thomas CAREY</b>		C Hillman Imp				
1 -	1:09.318	+ 6.276	11:37:05.146	4 -	<b>1:03.042</b>		<b>11:40:20.648</b>
2 -	1:08.147	+ 5.105	11:38:13.293	5 -	3:32.278 P	+ 2:29.236	11:43:52.926
3 -	1:04.313	+ 1.271	11:39:17.606				
<b>40</b>	<b>Kenny COLEMAN</b>		B Ford Sierra Cosworth				
1 -	1:10.788	+ 14.478	11:35:51.950	9 -	57.452	+ 1.142	11:43:30.816
2 -	1:00.091	+ 3.781	11:36:52.041	10 -	<b>56.310</b>		<b>11:44:27.126</b>
3 -	58.123	+ 1.813	11:37:50.164	11 -	56.924	+ 0.614	11:45:24.050
4 -	57.139	+ 0.829	11:38:47.303	12 -	56.848	+ 0.538	11:46:20.898
5 -	56.366	+ 0.056	11:39:43.669	13 -	57.943	+ 1.633	11:47:18.841
6 -	56.684	+ 0.374	11:40:40.353	14 -	56.871	+ 0.561	11:48:15.712
7 -	56.632	+ 0.322	11:41:36.985	15 -	57.577	+ 1.267	11:49:13.289
8 -	56.379	+ 0.069	11:42:33.364	16 -	56.497	+ 0.187	11:50:09.786
<b>44</b>	<b>Rod BIRLEY</b>		A Ford Escort WRC				
1 -	53.547	+ 2.646	11:36:19.681	6 -	1:16.448	+ 25.547	11:43:24.834
2 -	51.604	+ 0.703	11:37:11.285	7 -	51.644	+ 0.743	11:44:16.478
3 -	51.066	+ 0.165	11:38:02.351	8 -	<b>50.901</b>		<b>11:45:07.379</b>
4 -	51.369	+ 0.468	11:38:53.720	9 -	51.861	+ 0.960	11:45:59.240
5 -	3:14.666 P	+ 2:23.765	11:42:08.386				
<b>52</b>	<b>Mick ROBERTSON</b>		SR VW Corrado				
1 -	<b>52.443</b>		<b>11:36:25.925</b>	2 -	54.310	+ 1.867	11:37:20.235
<b>79</b>	<b>Stewart FENTON</b>		T Tiger 2000				
1 -	1:08.028	+ 12.757	11:35:52.612	8 -	55.789	+ 0.518	11:42:26.403
2 -	57.659	+ 2.388	11:36:50.271	9 -	55.884	+ 0.613	11:43:22.287
3 -	55.927	+ 0.656	11:37:46.198	10 -	<b>55.271</b>		<b>11:44:17.558</b>
4 -	56.028	+ 0.757	11:38:42.226	11 -	56.130	+ 0.859	11:45:13.688
5 -	56.502	+ 1.231	11:39:38.728	12 -	55.420	+ 0.149	11:46:09.108
6 -	55.596	+ 0.325	11:40:34.324	13 -	55.288	+ 0.017	11:47:04.396
7 -	56.290	+ 1.019	11:41:30.614	14 -	1:31.335 P	+ 36.064	11:48:35.731
<b>81</b>	<b>Scott BROOKER</b>		C Mini Cooper S				
1 -	1:10.031	+ 11.365	11:37:05.059	6 -	<b>58.666</b>		<b>11:42:08.387</b>
2 -	1:05.604	+ 6.938	11:38:10.663	7 -	1:02.687	+ 4.021	11:43:11.074
3 -	59.720	+ 1.054	11:39:10.383	8 -	1:00.393	+ 1.727	11:44:11.467
4 -	59.172	+ 0.506	11:40:09.555	9 -	1:06.336	+ 7.670	11:45:17.803
5 -	1:00.166	+ 1.500	11:41:09.721	10 -	59.868	+ 1.202	11:46:17.671
<b>86</b>	<b>Bill COOKSON</b>		A Caterham 7				
1 -	57.994	+ 5.222	11:36:42.609	8 -	53.662	+ 0.890	11:43:10.094

Weather / Track : Sunny / Dry

Brands Hatch Indy  
Circuit Length = 1.1986 miles  
Start: 11:34 End: 11:50

**BARC Quaife Intermarque League**  
**QUALIFYING - RACE 15 - LAP ANALYSIS**

2 -	58.837	+ 6.065	11:37:41.446	9 -	<b>52.772</b>		<b>11:44:02.866</b>
3 -	54.983	+ 2.211	11:38:36.429	10 -	1:03.111	+ 10.339	11:45:05.977
4 -	57.200	+ 4.428	11:39:33.629	11 -	54.073	+ 1.301	11:46:00.050
5 -	53.485	+ 0.713	11:40:27.114	12 -	1:05.692	+ 12.920	11:47:05.742
6 -	53.955	+ 1.183	11:41:21.069	13 -	59.178	+ 6.406	11:48:04.920
7 -	55.363	+ 2.591	11:42:16.432				
<b>89</b>	<b>Chris BROCKHURST</b>			SR Vauxhall Tigra			
1 -	55.203	+ 4.613	11:36:25.061	8 -	51.923	+ 1.333	11:42:26.008
2 -	52.358	+ 1.768	11:37:17.419	9 -	55.275	+ 4.685	11:43:21.283
3 -	52.082	+ 1.492	11:38:09.501	10 -	51.673	+ 1.083	11:44:12.956
4 -	51.120	+ 0.530	11:39:00.621	11 -	51.809	+ 1.219	11:45:04.765
5 -	50.899	+ 0.309	11:39:51.520	12 -	50.688	+ 0.098	11:45:55.453
6 -	<b>50.590</b>		<b>11:40:42.110</b>	13 -	1:05.837	+ 15.247	11:47:01.290
7 -	51.975	+ 1.385	11:41:34.085				


Weather / Track : Sunny / Dry

Brands Hatch Indy  
 Circuit Length = 1.1986 miles  
 Start: 11:34 End: 11:50



# BARC Quaife Intermarque League

## RACE 15 - GRID

ROW 9	1:03.042 39 Thomas CAREY	
ROW 8	56.310 40 Kenny COLEMAN	58.666 81 Scott BROOKER
ROW 7	54.791 21 Philip YOUNG	55.271 79 Stewart FENTON
ROW 6	53.413 7 Jez HOBBS	54.462 26 Ross LORAM
ROW 5	52.772 86 Bill COOKSON	52.873 14 Daniel SMITH
ROW 4	52.317 1 Matt MOORE	52.443 52 Mick ROBERTSON
ROW 3	51.486 28 Chris AYLING	51.826 29 Mike THURLEY
ROW 2	50.784 4 Richard SMITH	50.901 44 Rod BIRLEY
ROW 1	49.904 38 Keith WHITE	50.590 89 Chris BROCKHURST
<b>Pole</b>		
		

Brands Hatch Indy  
Circuit Length = 1.1986 miles

**These results are provisional until the conclusion of any judicial and technical matters.**

Clerk of Course :		Timekeeper :
-------------------	--	--------------

# BARC Quaife Intermarque League

## RACE 15 - CLASSIFICATION

POS	NO	CL	NAME	ENTRY	LAPS	TIME	GAP	DIFF	MPH	BEST	ON
1	38	SR	Keith WHITE	BMW Z4	10	9:51.317			72.97	50.559	5
2	86	A	Bill COOKSON	Caterham 7	10	10:15.171	23.854	23.854	70.14	52.900	2
3	14	HR	Daniel SMITH	Peugeot 206 CC	10	10:16.481	25.164	1.310	69.99	52.750	2
4	29	SR	Mike THURLEY	Peugeot 206	10	10:16.960	25.643	0.479	69.94	51.764	3
5	7	C	Jez HOBBS	Caterham 7	10	10:21.479	30.162	4.519	69.43	54.132	4
6	26	HR	Ross LORAM	Peugeot 206	10	10:21.507	30.190	0.028	69.42	54.538	5
7	79	T	Stewart FENTON	Tiger 2000	10	10:22.929	31.612	1.422	69.27	55.250	3
8	1	A	Matt MOORE	Ford Escort Mk1	9	10:21.723	1 lap	1 lap	62.46	53.402	5
9	39	C	Thomas CAREY	Hillman Imp	9	10:22.944	1 lap	1.221	62.34	57.739	2

### NOT CLASSIFIED

DNF	40	B	Kenny COLEMAN	Ford Sierra Cosworth	9	9:29.961	1 lap		68.13	55.987	3
DNF	89	SR	Chris BROCKHURST	Vauxhall Tigra	6	5:50.431	4 laps	3 laps	73.88	50.462	4
DNF	28	SR	Chris AYLING	VW Corrado	5	4:26.030	5 laps	1 lap	81.10	51.717	3
DNF	21	HR	Philip YOUNG	Mitsubishi Colt	3	2:51.651	7 laps	2 laps	75.41	55.303	2
DQ	44	A	Rod BIRLEY	Ford Escort WRC	10	9:51.009			73.01	50.735	3
DQ	4	SR	Richard SMITH	Vauxhall Tigra	10	9:51.963	0.646	0.954	72.89	50.596	6

### FASTEST LAP

89	SR	Chris BROCKHURST	Vauxhall Tigra	4	50.462	85.51 mph	137.61 kph
44	A	Rod BIRLEY	Ford Escort WRC	3	50.735	85.05 mph	136.87 kph
14	HR	Daniel SMITH	Peugeot 206 CC	2	52.750	81.80 mph	131.64 kph
7	C	Jez HOBBS	Caterham 7	4	54.132	79.71 mph	128.28 kph
79	T	Stewart FENTON	Tiger 2000	3	55.250	78.10 mph	125.69 kph
40	B	Kenny COLEMAN	Ford Sierra Cosworth	3	55.987	77.07 mph	124.03 kph

Car 4 and 44 not running at time of the red flag

Weather / Track : Sunny / Dry

These results are provisional until the conclusion of any judicial and technical matters.

Brands Hatch Indy

Circuit Length = 1.1986 miles

Start: 14:38 End: 14:52

Clerk of Course :		Timekeeper :	
-------------------	--	--------------	--

**BARC Quaife Intermarque League**  
**RACE 15 - LAP CHART**

Lap 1			Lap 2			Lap 3			Lap 4			Lap 5		
No	Behind	Laptime	No	Behind	Laptime	No	Behind	Laptime	No	Behind	Laptime	No	Behind	Laptime
38		54.366	38		51.234	38		50.666	38		50.667	38		50.559
89	0.223	54.589	89	0.267	51.278	89	0.412	50.811	89	0.207	50.462	89	1.297	51.649
4	0.509	54.875	4	0.515	51.240	4	0.710	50.861	44	1.214	51.087	44	2.195	51.540
44	0.952	55.318	44	0.725	51.007	44	0.794	50.735	4	1.467	51.424	4	3.338	52.430
29	1.752	56.118	29	2.371	51.853	29	3.469	51.764	28	5.629	52.481	29	8.423	53.310
28	2.203	56.569	28	2.764	51.795	28	3.815	51.717	29	5.672	52.870	28	8.538	53.468
1	2.406	56.772	86	4.487	52.900	86	6.825	53.004	86	9.276	53.118	86	12.277	53.560
86	2.821	57.187	1	4.907	53.735	14	7.509	52.794	14	10.045	53.203	14	12.849	53.363
14	3.865	58.231	14	5.381	52.750	7	13.610	55.578	1	1 LAP	1:52.322	7	21.412	54.896
26	4.815	59.181	26	8.327	54.746	26	13.997	56.336	7	17.075	54.132	26	21.914	54.538
7	5.597	59.963	7	8.698	54.335	79	14.872	55.250	26	17.935	54.605	79	25.160	56.205
79	6.143	1:00.509	21	10.245	55.303	21	15.385	55.806	79	19.514	55.309	1	1 LAP	1:04.909
21	6.176	1:00.542	79	10.288	55.379	40	19.275	55.987	40	26.579	57.971	40	32.991	56.971
40	8.925	1:03.291	40	13.954	56.263	39	22.773	57.867	39	32.889	1:00.783	39	41.653	59.323
39	9.067	1:03.433	39	15.572	57.739									

Weather / Track : Sunny / Dry

Brands Hatch Indy  
 Circuit Length = 1.1986 miles  
 Start: 14:38 End: 14:52


**BARC Quaife Intermarque League**  
**RACE 15 - LAP CHART**

Lap 6			Lap 7			Lap 8			Lap 9			Lap 10		
No	Behind	Laptime	No	Behind	Laptime	No	Behind	Laptime	No	Behind	Laptime	No	Behind	Laptime
38		50.697	38		55.112	38		1:14.883	38		1:41.145	44		51.530
44	2.278	50.780	44	0.818	53.652	44	1.731	1:15.796	44	0.150	1:39.564	38	0.308	51.988
4	3.237	50.596	4	1.844	53.719	4	2.435	1:15.474	4	0.431	1:39.141	4	0.954	52.203
86	18.897	57.317	39	1 LAP	1:12.512	39	1 LAP	1:45.643	86	22.338	1:23.931	86	24.162	53.504
14	19.593	57.441	86	17.840	54.055	86	39.552	1:36.595	14	23.995	1:24.403	14	25.472	53.157
29	22.671	1:04.945	14	18.943	54.462	14	40.737	1:36.677	39	1 LAP	1:26.278	29	25.951	53.351
7	26.679	55.964	29	21.499	53.940	29	41.979	1:35.363	29	24.280	1:23.446	7	30.470	55.701
26	27.364	56.147	7	26.805	55.238	7	42.605	1:30.683	7	26.449	1:24.989	26	30.498	55.363
79	30.299	55.836	26	27.934	55.682	26	43.980	1:30.929	26	26.815	1:23.980	1	1 LAP	54.127
1	1 LAP	53.402	79	30.974	55.787	79	45.546	1:29.455	79	28.217	1:23.816	79	31.920	55.383
89	42.242	1:31.642	1	1 LAP	53.406	1	1 LAP	1:30.110	1	1 LAP	1:22.940	39	1 LAP	59.366
40	42.243	59.949	40	52.114	1:04.983	40	48.460	1:11.229	40	30.632	1:23.317			

Weather / Track : Sunny / Dry

Brands Hatch Indy  
 Circuit Length = 1.1986 miles  
 Start: 14:38 End: 14:52

**BARC Quaife Intermarque League**  
**RACE 22 - GRID**

ROW 8	4 Richard SMITH	
ROW 7	21 Philip YOUNG	44 Rod BIRLEY
ROW 6	89 Chris BROCKHURST	28 Chris AYLING
ROW 5	39 Thomas CAREY	40 Kenny COLEMAN
ROW 4	79 Stewart FENTON	1 Matt MOORE
ROW 3	7 Jez HOBBS	26 Ross LORAM
ROW 2	14 Daniel SMITH	29 Mike THURLEY
ROW 1	38 Keith WHITE	86 Bill COOKSON
<b>Pole</b>		
		

Brands Hatch Indy  
Circuit Length = 1.1986 miles

**These results are provisional until the conclusion of any judicial and technical matters.**

Clerk of Course :		Timekeeper :
-------------------	--	--------------

# BARC Quaife Intermarque League

## RACE 22 - CLASSIFICATION

POS	NO	CL	NAME	ENTRY	LAPS	TIME	GAP	DIFF	MPH	BEST	ON
1	38	SR	Keith WHITE	BMW Z4	12	10:09.072			85.01	49.832	6
2	89	SR	Chris BROCKHURST	Vauxhall Tigra	12	10:19.724	10.652	10.652	83.55	49.859	7
3	44	A	Rod BIRLEY	Ford Escort WRC	12	10:27.806	18.734	8.082	82.47	51.382	8
4	14	HR	Daniel SMITH	Peugeot 206 CC	12	10:29.970	20.898	2.164	82.19	51.272	7
5	4	SR	Richard SMITH	Vauxhall Tigra	12	10:30.132	21.060	0.162	82.17	50.901	8
6	29	SR	Mike THURLEY	Peugeot 206	12	10:39.013	29.941	8.881	81.03	51.896	3
7	1	A	Matt MOORE	Ford Escort Mk1	12	10:40.079	31.007	1.066	80.89	52.494	4
8	86	A	Bill COOKSON	Caterham 7	12	10:55.429	46.357	15.350	79.00	52.098	3
9	26	HR	Ross LORAM	Peugeot 206	12	10:57.400	48.328	1.971	78.76	53.791	6
10	7	C	Jez HOBBS	Caterham 7	12	10:57.639	48.567	0.239	78.73	53.657	6
11	21	HR	Philip YOUNG	Mitsubishi Colt	11	10:12.855	1 lap	1 lap	77.44	54.299	11
12	79	T	Stewart FENTON	Tiger 2000	11	10:12.980	1 lap	0.125	77.43	54.873	3
13	39	C	Thomas CAREY	Hillman Imp	11	11:03.714	1 lap	50.734	71.51	57.595	2

### FASTEST LAP

38	SR	Keith WHITE	BMW Z4	6	49.832	86.59 mph	139.35 kph
14	HR	Daniel SMITH	Peugeot 206 CC	7	51.272	84.15 mph	135.44 kph
44	A	Rod BIRLEY	Ford Escort WRC	8	51.382	83.97 mph	135.15 kph
7	C	Jez HOBBS	Caterham 7	6	53.657	80.41 mph	129.42 kph
79	T	Stewart FENTON	Tiger 2000	3	54.873	78.63 mph	126.55 kph

Weather / Track : Sunny / Dry

These results are provisional until the conclusion of any judicial and technical matters.

Brands Hatch Indy

Circuit Length = 1.1986 miles

Start: 17:40 End: 17:51

Clerk of Course :	Timekeeper :
-------------------	--------------

**BARC Quaife Intermarque League**  
**RACE 22 - LAP CHART**

Lap 1			Lap 2			Lap 3			Lap 4			Lap 5		
No	Behind	Laptime	No	Behind	Laptime	No	Behind	Laptime	No	Behind	Laptime	No	Behind	Laptime
38		53.154	38		50.573	38		50.231	38		50.683	38		50.291
86	3.399	56.553	44	5.331	52.196	44	7.370	52.270	44	8.333	51.646	89	10.100	51.845
1	3.627	56.781	89	6.124	52.493	89	7.619	51.726	89	8.546	51.610	44	10.140	52.098
44	3.708	56.862	86	6.349	53.523	86	8.216	52.098	86	9.786	52.253	86	12.386	52.891
89	4.204	57.358	29	7.290	53.163	29	8.955	51.896	29	10.643	52.371	29	12.992	52.640
29	4.700	57.854	1	7.588	54.534	1	9.855	52.498	1	11.666	52.494	14	14.304	52.067
4	4.794	57.948	4	7.970	53.749	4	10.328	52.589	4	12.081	52.436	1	14.305	52.930
14	5.379	58.533	14	8.319	53.513	14	10.731	52.643	14	12.528	52.480	4	14.468	52.678
26	6.723	59.877	26	10.304	54.154	26	14.201	54.128	26	17.466	53.948	26	21.359	54.184
79	7.001	1:00.155	79	11.555	55.127	79	16.197	54.873	79	20.414	54.900	7	24.560	54.020
39	8.560	1:01.714	7	13.447	55.201	7	17.099	53.883	7	20.831	54.415	79	26.026	55.903
7	8.819	1:01.973	21	14.207	55.475	21	19.079	55.103	21	23.723	55.327	21	28.028	54.596
21	9.305	1:02.459	39	15.582	57.595	39	23.734	58.383	39	31.986	58.935	39	42.002	1:00.307

Weather / Track : Sunny / Dry

Brands Hatch Indy  
 Circuit Length = 1.1986 miles  
 Start: 17:40 End: 17:51

# BARC Quaife Intermarque League

## RACE 22 - LAP CHART

Lap 6			Lap 7			Lap 8			Lap 9			Lap 10		
No	Behind	Laptime	No	Behind	Laptime	No	Behind	Laptime	No	Behind	Laptime	No	Behind	Laptime
38		49.832	38		50.551	38		50.412	38		50.606	38		50.674
89	10.599	50.331	39	1 LAP	1:00.772	89	10.658	51.163	89	10.568	50.516	89	10.797	50.903
44	11.932	51.624	89	9.907	49.859	39	1 LAP	1:01.634	44	14.774	51.495	44	15.903	51.803
29	15.992	52.832	44	12.915	51.534	44	13.885	51.382	14	19.181	51.637	4	19.766	50.963
14	16.538	52.066	14	17.259	51.272	14	18.150	51.303	4	19.477	51.587	14	20.142	51.635
4	16.783	52.147	4	18.007	51.775	4	18.496	50.901	29	22.315	53.092	29	24.479	52.838
86	16.840	54.286	29	18.164	52.723	29	19.829	52.077	39	1 LAP	1:01.024	1	26.644	53.027
1	17.061	52.588	1	19.128	52.618	1	21.812	53.096	1	24.291	53.085	39	1 LAP	1:01.164
26	25.318	53.791	86	19.550	53.261	26	33.208	55.005	26	36.883	54.281	26	40.036	53.827
7	28.385	53.657	26	28.615	53.848	7	36.076	54.981	7	39.263	53.793	86	42.294	52.291
79	31.162	54.968	7	31.507	53.673	86	38.294	1:09.156	86	40.677	52.989	7	42.587	53.998
21	33.071	54.875	79	35.825	55.214	79	41.311	55.898	21	45.872	54.650			
			21	37.257	54.737	21	41.828	54.983	79	45.887	55.182			

Weather / Track : Sunny / Dry

Brands Hatch Indy  
 Circuit Length = 1.1986 miles  
 Start: 17:40 End: 17:51



**BARC Quaife Intermarque League**  
**RACE 22 - LAP CHART**

Lap 11			Lap 12		
No	Behind	Laptime	No	Behind	Laptime
38		50.658	38		51.407
79	1 LAP	55.598	21	1 LAP	54.299
21	1 LAP	56.351	79	1 LAP	55.162
89	11.239	51.100	89	10.652	50.820
44	17.258	52.013	44	18.734	52.883
4	20.276	51.168	14	20.898	51.412
14	20.893	51.409	4	21.060	52.191
29	26.954	53.133	29	29.941	54.394
1	28.532	52.546	1	31.007	53.882
86	44.207	52.571	86	46.357	53.557
26	44.233	54.855	26	48.328	55.502
7	46.309	54.380	7	48.567	53.665
39	1 LAP	1:02.831	39	1 LAP	59.355

Weather / Track : Sunny / Dry

Brands Hatch Indy  
 Circuit Length = 1.1986 miles  
 Start: 17:40 End: 17:51

# Moss Europe BCV8 Championship

## QUALIFYING - RACE 16 - CLASSIFICATION

POS	NO	CL	NAME	ENTRY	TIME	ON	LAPS	GAP	DIFF	MPH
1	96	D	Paul SIBLEY	MGB Roadster	52.270	17	17			82.55
2	87	D	Joe PARRINGTON	MG BGT V8	52.525	7	15	0.255	0.255	82.15
3	90	D	Chris TILLY	MG B GT V8	55.340	4	12	3.070	2.815	77.97
4	89	D	Bernard FOLEY	MG B GT V8	55.559	3	16	3.289	0.219	77.66
5	83	C	Phil WALKER	MG B GT V8	55.562	6	12	3.292	0.003	77.66
6	39	B	Russell MCCARTHY	MG B Roadster	56.628	7	15	4.358	1.066	76.19
7	46	B	Simon CRIPPS	MGB Roadster	56.826	8	10	4.556	0.198	75.93
8	58	B	Ian PRIOR	MG B Roadster	57.836	13	16	5.566	1.010	74.60
9	30	B	James WHEELER	MG B Roadster	57.885	5	8	5.615	0.049	74.54
10	41	B	Babak FARSIAN	MG B Roadster	59.621	10	14	7.351	1.736	72.37
11	42	B	Paul ATKINSON	MGB Roadster	1:00.273	14	15	8.003	0.652	71.59
12	10	A	Terry SAVORY	MGB GT	1:04.231	12	14	11.961	3.958	67.18

Weather / Track : Sunny / Dry  
 These results are provisional until the conclusion of any judicial and technical matters.

Brands Hatch Indy  
 Circuit Length = 1.1986 miles  
 Start: 11:56 End: 12:12

Clerk of Course :		Timekeeper :
-------------------	--	--------------

# Moss Europe BCV8 Championship

## QUALIFYING - RACE 16 - LAP ANALYSIS

<b>10</b>	<b>Terry SAVORY</b>		A MGB GT				
1 -	1:12.753	+ 8.522	11:57:50.518	8 -	1:05.503	+ 1.272	12:05:32.384
2 -	1:06.719	+ 2.488	11:58:57.237	9 -	1:04.846	+ 0.615	12:06:37.230
3 -	1:06.511	+ 2.280	12:00:03.748	10 -	1:04.798	+ 0.567	12:07:42.028
4 -	1:05.813	+ 1.582	12:01:09.561	11 -	1:08.550	+ 4.319	12:08:50.578
5 -	1:06.011	+ 1.780	12:02:15.572	12 -	<b>1:04.231</b>		<b>12:09:54.809</b>
6 -	1:05.250	+ 1.019	12:03:20.822	13 -	1:04.875	+ 0.644	12:10:59.684
7 -	1:06.059	+ 1.828	12:04:26.881	14 -	1:05.152	+ 0.921	12:12:04.836
<b>30</b>	<b>James WHEELER</b>		B MG B Roadster				
1 -	1:05.227	+ 7.342	11:57:35.333	5 -	<b>57.885</b>		<b>12:01:29.542</b>
2 -	59.370	+ 1.485	11:58:34.703	6 -	57.886	+ 0.001	12:02:27.428
3 -	58.708	+ 0.823	11:59:33.411	7 -	57.969	+ 0.084	12:03:25.397
4 -	58.246	+ 0.361	12:00:31.657	8 -	59.059	+ 1.174	12:04:24.456
<b>39</b>	<b>Russell MCCARTHY</b>		B MG B Roadster				
1 -	1:07.759	+ 11.131	11:57:44.147	9 -	56.742	+ 0.114	12:05:21.277
2 -	58.214	+ 1.586	11:58:42.361	10 -	56.991	+ 0.363	12:06:18.268
3 -	57.455	+ 0.827	11:59:39.816	11 -	57.007	+ 0.379	12:07:15.275
4 -	57.371	+ 0.743	12:00:37.187	12 -	56.968	+ 0.340	12:08:12.243
5 -	56.934	+ 0.306	12:01:34.121	13 -	56.701	+ 0.073	12:09:08.944
6 -	56.701	+ 0.073	12:02:30.822	14 -	56.981	+ 0.353	12:10:05.925
7 -	<b>56.628</b>		<b>12:03:27.450</b>	15 -	1:18.107 P	+ 21.479	12:11:24.032
8 -	57.085	+ 0.457	12:04:24.535				
<b>41</b>	<b>Babak FARSIAN</b>		B MG B Roadster				
1 -	1:09.731	+ 10.110	11:57:35.464	8 -	59.778	+ 0.157	12:04:39.691
2 -	1:01.366	+ 1.745	11:58:36.830	9 -	59.903	+ 0.282	12:05:39.594
3 -	1:00.494	+ 0.873	11:59:37.324	10 -	<b>59.621</b>		<b>12:06:39.215</b>
4 -	1:00.065	+ 0.444	12:00:37.389	11 -	1:01.398	+ 1.777	12:07:40.613
5 -	1:00.819	+ 1.198	12:01:38.208	12 -	1:09.749	+ 10.128	12:08:50.362
6 -	1:01.150	+ 1.529	12:02:39.358	13 -	1:01.106	+ 1.485	12:09:51.468
7 -	1:00.555	+ 0.934	12:03:39.913	14 -	1:00.454	+ 0.833	12:10:51.922
<b>42</b>	<b>Paul ATKINSON</b>		B MGB Roadster				
1 -	1:16.402	+ 16.129	11:57:49.209	9 -	1:03.253	+ 2.980	12:06:06.169
2 -	1:04.428	+ 4.155	11:58:53.637	10 -	1:00.846	+ 0.573	12:07:07.015
3 -	1:01.848	+ 1.575	11:59:55.485	11 -	1:01.033	+ 0.760	12:08:08.048
4 -	1:01.470	+ 1.197	12:00:56.955	12 -	1:01.170	+ 0.897	12:09:09.218
5 -	1:01.535	+ 1.262	12:01:58.490	13 -	1:01.069	+ 0.796	12:10:10.287
6 -	1:01.243	+ 0.970	12:02:59.733	14 -	<b>1:00.273</b>		<b>12:11:10.560</b>
7 -	1:01.233	+ 0.960	12:04:00.966	15 -	1:00.688	+ 0.415	12:12:11.248
8 -	1:01.950	+ 1.677	12:05:02.916				
<b>46</b>	<b>Simon CRIPPS</b>		B MGB Roadster				
1 -	58.580	+ 1.754	11:58:24.727	6 -	57.213	+ 0.387	12:03:11.040
2 -	57.714	+ 0.888	11:59:22.441	7 -	56.999	+ 0.173	12:04:08.039
3 -	57.233	+ 0.407	12:00:19.674	8 -	<b>56.826</b>		<b>12:05:04.865</b>
4 -	56.918	+ 0.092	12:01:16.592	9 -	58.545	+ 1.719	12:06:03.410
5 -	57.235	+ 0.409	12:02:13.827	10 -	1:00.267	+ 3.441	12:07:03.677
<b>58</b>	<b>Ian PRIOR</b>		B MG B Roadster				
1 -	1:06.498	+ 8.662	11:57:35.040	9 -	58.411	+ 0.575	12:05:23.886
2 -	1:00.351	+ 2.515	11:58:35.391	10 -	58.641	+ 0.805	12:06:22.527
3 -	58.881	+ 1.045	11:59:34.272	11 -	58.350	+ 0.514	12:07:20.877
4 -	58.330	+ 0.494	12:00:32.602	12 -	58.131	+ 0.295	12:08:19.008
5 -	58.143	+ 0.307	12:01:30.745	13 -	<b>57.836</b>		<b>12:09:16.844</b>
6 -	58.217	+ 0.381	12:02:28.962	14 -	58.506	+ 0.670	12:10:15.350
7 -	57.952	+ 0.116	12:03:26.914	15 -	58.091	+ 0.255	12:11:13.441
8 -	58.561	+ 0.725	12:04:25.475	16 -	58.199	+ 0.363	12:12:11.640

Weather / Track : Sunny / Dry

Brands Hatch Indy  
Circuit Length = 1.1986 miles  
Start: 11:56 End: 12:12

## Moss Europe BCV8 Championship

### QUALIFYING - RACE 16 - LAP ANALYSIS


<b>83</b>	<b>Phil WALKER</b>		C MG B GT V8				
1 -	1:06.438	+ 10.876	11:57:33.554	7 -	57.469	+ 1.907	12:03:14.013
2 -	58.258	+ 2.696	11:58:31.812	8 -	55.851	+ 0.289	12:04:09.864
3 -	56.631	+ 1.069	11:59:28.443	9 -	57.339	+ 1.777	12:05:07.203
4 -	56.514	+ 0.952	12:00:24.957	10 -	55.824	+ 0.262	12:06:03.027
5 -	56.025	+ 0.463	12:01:20.982	11 -	56.026	+ 0.464	12:06:59.053
6 -	<b>55.562</b>		<b>12:02:16.544</b>	12 -	56.107	+ 0.545	12:07:55.160
<b>87</b>	<b>Joe PARRINGTON</b>		D MG BGT V8				
1 -	1:06.311	+ 13.786	11:57:40.313	9 -	52.831	+ 0.306	12:04:50.416
2 -	55.851	+ 3.326	11:58:36.164	10 -	53.238	+ 0.713	12:05:43.654
3 -	54.776	+ 2.251	11:59:30.940	11 -	53.892	+ 1.367	12:06:37.546
4 -	53.491	+ 0.966	12:00:24.431	12 -	52.741	+ 0.216	12:07:30.287
5 -	53.333	+ 0.808	12:01:17.764	13 -	53.568	+ 1.043	12:08:23.855
6 -	54.178	+ 1.653	12:02:11.942	14 -	52.703	+ 0.178	12:09:16.558
7 -	<b>52.525</b>		<b>12:03:04.467</b>	15 -	1:35.501 P	+ 42.976	12:10:52.059
8 -	53.118	+ 0.593	12:03:57.585				
<b>89</b>	<b>Bernard FOLEY</b>		D MG B GT V8				
1 -	1:02.440	+ 6.881	11:57:25.963	9 -	57.157	+ 1.598	12:04:58.999
2 -	56.223	+ 0.664	11:58:22.186	10 -	56.640	+ 1.081	12:05:55.639
3 -	<b>55.559</b>		<b>11:59:17.745</b>	11 -	56.829	+ 1.270	12:06:52.468
4 -	56.288	+ 0.729	12:00:14.033	12 -	56.456	+ 0.897	12:07:48.924
5 -	56.459	+ 0.900	12:01:10.492	13 -	58.382	+ 2.823	12:08:47.306
6 -	56.588	+ 1.029	12:02:07.080	14 -	57.955	+ 2.396	12:09:45.261
7 -	57.190	+ 1.631	12:03:04.270	15 -	56.337	+ 0.778	12:10:41.598
8 -	57.572	+ 2.013	12:04:01.842	16 -	57.282	+ 1.723	12:11:38.880
<b>90</b>	<b>Chris TILLY</b>		D MG B GT V8				
1 -	1:00.976	+ 5.636	12:00:43.675	7 -	56.581	+ 1.241	12:06:20.278
2 -	56.162	+ 0.822	12:01:39.837	8 -	57.375	+ 2.035	12:07:17.653
3 -	56.022	+ 0.682	12:02:35.859	9 -	57.133	+ 1.793	12:08:14.786
4 -	<b>55.340</b>		<b>12:03:31.199</b>	10 -	56.667	+ 1.327	12:09:11.453
5 -	55.748	+ 0.408	12:04:26.947	11 -	57.004	+ 1.664	12:10:08.457
6 -	56.750	+ 1.410	12:05:23.697	12 -	56.732	+ 1.392	12:11:05.189
<b>96</b>	<b>Paul SIBLEY</b>		D MGB Roadster				
1 -	1:03.874	+ 11.604	11:57:28.655	10 -	52.533	+ 0.263	12:05:28.931
2 -	55.908	+ 3.638	11:58:24.563	11 -	52.475	+ 0.205	12:06:21.406
3 -	54.014	+ 1.744	11:59:18.577	12 -	1:01.221	+ 8.951	12:07:22.627
4 -	53.351	+ 1.081	12:00:11.928	13 -	1:05.842	+ 13.572	12:08:28.469
5 -	53.929	+ 1.659	12:01:05.857	14 -	52.764	+ 0.494	12:09:21.233
6 -	52.549	+ 0.279	12:01:58.406	15 -	52.850	+ 0.580	12:10:14.083
7 -	52.835	+ 0.565	12:02:51.241	16 -	52.366	+ 0.096	12:11:06.449
8 -	52.484	+ 0.214	12:03:43.725	17 -	<b>52.270</b>		<b>12:11:58.719</b>
9 -	52.673	+ 0.403	12:04:36.398				

Weather / Track : Sunny / Dry

Brands Hatch Indy  
Circuit Length = 1.1986 miles  
Start: 11:56 End: 12:12

# Moss Europe BCV8 Championship

## RACE 16 - GRID

ROW 6	1:00.273 42 Paul ATKINSON	1:04.231 10 Terry SAVORY
ROW 5	57.885 30 James WHEELER	59.621 41 Babak FARSIAN
ROW 4	56.826 46 Simon CRIPPS	57.836 58 Ian PRIOR
ROW 3	55.562 83 Phil WALKER	56.628 39 Russell MCCARTHY
ROW 2	55.340 90 Chris TILLY	55.559 89 Bernard FOLEY
ROW 1	52.270 96 Paul SIBLEY	52.525 87 Joe PARRINGTON
<b>Pole</b>		
		

Brands Hatch Indy  
Circuit Length = 1.1986 miles

**These results are provisional until the conclusion of any judicial and technical matters.**

Clerk of Course :		Timekeeper :
-------------------	--	--------------

# Moss Europe BCV8 Championship

## RACE 16 - CLASSIFICATION

POS	NO	CL	NAME	ENTRY	LAPS	TIME	GAP	DIFF	MPH	BEST	ON
1	87	D	Joe PARRINGTON	MG BGT V8	17	15:04.897			81.06	52.154	7
2	89	D	Bernard FOLEY	MG B GT V8	16	15:05.038	1 lap	1 lap	76.28	55.522	11
3	90	D	Chris TILLY	MG B GT V8	16	15:10.566	1 lap	5.528	75.82	55.854	8
4	83	C	Phil WALKER	MG B GT V8	16	15:11.091	1 lap	0.525	75.77	55.783	16
5	39	B	Russell MCCARTHY	MG B Roadster	16	15:23.688	1 lap	12.597	74.74	56.413	6
6	46	B	Simon CRIPPS	MGB Roadster	16	15:56.736	1 lap	33.048	72.16	56.696	3
7	41	B	Babak FARSIAN	MG B Roadster	15	15:13.178	2 laps	1 lap	70.87	59.551	14
8	42	B	Paul ATKINSON	MGB Roadster	15	15:15.777	2 laps	2.599	70.67	59.974	9

### NOT CLASSIFIED

DNF	30	B	James WHEELER	MG B Roadster	15	14:38.455	2 laps		73.68	56.588	12
DNF	96	D	Paul SIBLEY	MGB Roadster	3	2:48.414	14 laps	12 laps	76.86	53.493	2
DNF	10	A	Terry SAVORY	MGB GT	3	4:10.707	14 laps	1:22.293	51.63	1:06.945	2

### FASTEST LAP

87	D	Joe PARRINGTON	MG BGT V8	7	52.154	82.73 mph	133.15 kph
83	C	Phil WALKER	MG B GT V8	16	55.783	77.35 mph	124.48 kph
39	B	Russell MCCARTHY	MG B Roadster	6	56.413	76.49 mph	123.09 kph
10	A	Terry SAVORY	MGB GT	2	1:06.945	64.45 mph	103.73 kph

Weather / Track : Sunny / Dry

These results are provisional until the conclusion of any judicial and technical matters.

Brands Hatch Indy  
Circuit Length = 1.1986 miles  
Start: 15:01 End: 15:17

Clerk of Course :	Timekeeper :
-------------------	--------------

**Moss Europe BCV8 Championship**  
**RACE 16 - LAP CHART**

Lap 1			Lap 2			Lap 3			Lap 4			Lap 5		
No	Behind	Laptime	No	Behind	Laptime	No	Behind	Laptime	No	Behind	Laptime	No	Behind	Laptime
96		59.320	96		53.493	87		53.706	87		52.815	87		52.281
87	0.111	59.431	87	0.089	53.471	96	1.806	55.601	89	13.949	56.880	89	17.911	56.243
90	4.356	1:03.676	89	7.788	56.717	89	9.884	55.891	90	14.757	56.531	90	18.544	56.068
83	4.554	1:03.874	90	8.023	57.160	90	11.041	56.813	83	15.048	56.575	83	18.972	56.205
89	4.564	1:03.884	83	8.423	57.362	83	11.288	56.660	30	16.588	57.162	30	21.292	56.985
30	5.363	1:04.683	30	9.183	57.313	30	12.241	56.853	46	17.018	57.314	39	22.606	57.551
39	5.677	1:04.997	46	9.618	57.213	46	12.519	56.696	39	17.336	56.898	41	36.516	1:00.590
46	5.898	1:05.218	39	10.157	57.973	39	13.253	56.891	41	28.207	1:00.285	42	39.654	1:00.414
41	7.561	1:06.881	41	14.106	1:00.038	41	20.737	1:00.426	10	1 LAP	1:50.133	46	41.543	1:16.806
42	10.132	1:09.452	42	16.952	1:00.313	42	23.849	1:00.692	42	31.521	1:00.487			
10	14.309	1:13.629	10	27.761	1:06.945									

Weather / Track : Sunny / Dry

Brands Hatch Indy  
 Circuit Length = 1.1986 miles  
 Start: 15:01 End: 15:17

**Moss Europe BCV8 Championship**  
**RACE 16 - LAP CHART**

Lap 6			Lap 7			Lap 8			Lap 9			Lap 10		
No	Behind	Laptime	No	Behind	Laptime	No	Behind	Laptime	No	Behind	Laptime	No	Behind	Laptime
87		52.252	87		52.154	87		52.936	87		52.280	87		52.483
89	21.599	55.940	89	25.007	55.562	41	1 LAP	1:00.831	46	1 LAP	57.412	46	1 LAP	57.387
90	22.462	56.170	90	26.336	56.028	42	1 LAP	1:00.594	41	1 LAP	1:00.641	41	1 LAP	1:00.216
83	22.939	56.219	83	26.600	55.815	89	27.792	55.721	42	1 LAP	1:00.221	42	1 LAP	59.974
30	25.840	56.800	30	31.419	57.733	90	29.254	55.854	89	31.113	55.601	89	35.453	56.823
39	26.767	56.413	39	31.432	56.819	83	29.523	55.859	90	33.680	56.706	90	37.362	56.165
41	44.880	1:00.616	46	51.939	57.471	30	35.706	57.223	83	33.943	56.700	83	37.642	56.182
46	46.622	57.331				39	35.922	57.426	30	40.696	57.270	30	45.358	57.145
42	48.187	1:00.785							39	40.967	57.325	39	45.447	56.963

Weather / Track : Sunny / Dry

Brands Hatch Indy  
 Circuit Length = 1.1986 miles  
 Start: 15:01 End: 15:17



**Moss Europe BCV8 Championship**  
**RACE 16 - LAP CHART**

Lap 11			Lap 12			Lap 13			Lap 14			Lap 15		
No	Behind	Laptime	No	Behind	Laptime	No	Behind	Laptime	No	Behind	Laptime	No	Behind	Laptime
87		52.859	87		52.497	87		53.968	87		53.827	87		52.175
46	1 LAP	57.633	46	1 LAP	57.703	46	1 LAP	59.686	39	1 LAP	56.837	83	1 LAP	56.524
41	1 LAP	1:00.468	41	1 LAP	59.870	41	1 LAP	1:02.267	30	1 LAP	1:06.164	39	1 LAP	57.366
42	1 LAP	1:00.156	42	1 LAP	59.981	42	1 LAP	1:00.368	46	1 LAP	59.394	30	1 LAP	59.252
89	38.116	55.522	89	41.241	55.622	89	42.969	55.696	89	45.185	56.043	46	1 LAP	59.539
90	40.696	56.193	90	44.788	56.589	90	47.481	56.661	41	1 LAP	1:00.211	89	49.303	56.293
83	41.100	56.317	83	45.038	56.435	83	49.530	58.460	42	1 LAP	1:00.898			
39	49.204	56.616	39	53.411	56.704				90	49.688	56.034			
30	49.572	57.073	30	53.663	56.588									

Weather / Track : Sunny / Dry

Brands Hatch Indy  
 Circuit Length = 1.1986 miles  
 Start: 15:01 End: 15:17

# Moss Europe BCV8 Championship

## RACE 16 - LAP CHART


Lap 16			Lap 17		
No	Behind	Laptime	No	Behind	Laptime
87		53.441	87		52.321
41	2 LAPS	59.551	89	1 LAP	56.600
90	1 LAP	56.724	90	1 LAP	57.194
83	1 LAP	56.121	83	1 LAP	55.783
42	2 LAPS	1:01.459	41	2 LAPS	1:00.287
39	1 LAP	57.933	42	2 LAPS	59.983
30	1 LAP	1:00.211	39	1 LAP	58.976
46	1 LAP	59.247	46	1 LAP	1:00.686

Weather / Track : Sunny / Dry

Brands Hatch Indy  
Circuit Length = 1.1986 miles  
Start: 15:01 End: 15:17

# Moss Europe BCV8 Championship

## RACE 23 - GRID

ROW 6	1:00.688 42 Paul ATKINSON	1:04.798 10 Terry SAVORY
ROW 5	57.952 58 Ian PRIOR	59.778 41 Babak FARSIAN
ROW 4	56.918 46 Simon CRIPPS	57.886 30 James WHEELER
ROW 3	56.223 89 Bernard FOLEY	56.701 39 Russell MCCARTHY
ROW 2	55.748 90 Chris TILLY	55.824 83 Phil WALKER
ROW 1	52.366 96 Paul SIBLEY	52.703 87 Joe PARRINGTON
<b>Pole</b>		
		

Brands Hatch Indy  
Circuit Length = 1.1986 miles

**These results are provisional until the conclusion of any judicial and technical matters.**

Clerk of Course :		Timekeeper :
-------------------	--	--------------

# Moss Europe BCV8 Championship

## RACE 23 - CLASSIFICATION

POS	NO	CL	NAME	ENTRY	LAPS	TIME	GAP	DIFF	MPH	BEST	ON
1	87	D	Joe PARRINGTON	MG BGT V8	17	15:04.266			81.12	52.237	10
2	90	D	Chris TILLY	MG B GT V8	17	15:58.337	54.071	54.071	76.54	55.417	4
3	83	C	Phil WALKER	MG B GT V8	17	15:58.658	54.392	0.321	76.51	55.434	9
4	39	B	Russell MCCARTHY	MG B Roadster	16	15:27.027	1 lap	1 lap	74.47	56.412	14
5	41	B	Babak FARSIAN	MG B Roadster	15	15:13.824	2 laps	1 lap	70.82	59.476	11
6	42	B	Paul ATKINSON	MGB Roadster	15	15:15.727	2 laps	1.903	70.68	59.790	13
NOT CLASSIFIED											
DNF	46	B	Simon CRIPPS	MGB Roadster	14	13:30.458	3 laps	1 lap	74.53	56.572	13
DNF	30	B	James WHEELER	MG B Roadster	4	3:58.565	13 laps	10 laps	72.35	57.516	4
FASTEST LAP											
87	D	Joe PARRINGTON	MG BGT V8	10	52.237	82.60 mph	132.94 kph				
83	C	Phil WALKER	MG B GT V8	9	55.434	77.84 mph	125.27 kph				
39	B	Russell MCCARTHY	MG B Roadster	14	56.412	76.49 mph	123.10 kph				

Weather / Track : Sunny / Dry  
 These results are provisional until the conclusion of any judicial and technical matters.

Brands Hatch Indy  
 Circuit Length = 1.1986 miles  
 Start: 17:57 End: 18:14

Clerk of Course :		Timekeeper :
-------------------	--	--------------

**Moss Europe BCV8 Championship**  
**RACE 23 - LAP CHART**

Lap 1			Lap 2			Lap 3			Lap 4			Lap 5		
No	Behind	Laptime	No	Behind	Laptime	No	Behind	Laptime	No	Behind	Laptime	No	Behind	Laptime
87		58.601	87		53.353	87		52.679	87		52.641	87		52.584
83	3.693	1:02.294	83	7.069	56.729	83	10.090	55.700	83	13.257	55.808	83	16.276	55.603
90	4.841	1:03.442	90	7.735	56.247	90	11.018	55.962	90	13.794	55.417	90	16.747	55.537
30	6.444	1:05.045	30	11.392	58.301	30	16.416	57.703	30	21.291	57.516	46	27.036	57.548
46	6.691	1:05.292	46	11.932	58.594	39	16.667	57.264	39	21.501	57.475	39	27.072	58.155
39	7.045	1:05.646	39	12.082	58.390	46	17.045	57.792	46	22.072	57.668	41	40.421	1:00.216
41	9.116	1:07.717	41	15.347	59.584	41	23.186	1:00.518	41	32.789	1:02.244	42	42.838	1:00.694
42	11.732	1:10.333	42	18.850	1:00.471	42	26.555	1:00.384	42	34.728	1:00.814			

Weather / Track : Sunny / Dry

Brands Hatch Indy  
 Circuit Length = 1.1986 miles  
 Start: 17:57 End: 18:14

**Moss Europe BCV8 Championship**  
**RACE 23 - LAP CHART**

Lap 6			Lap 7			Lap 8			Lap 9			Lap 10		
No	Behind	Laptime	No	Behind	Laptime	No	Behind	Laptime	No	Behind	Laptime	No	Behind	Laptime
87		52.967	87		52.822	87		52.597	87		52.782	87		52.237
90	19.276	55.496	90	22.437	55.983	41	1 LAP	1:00.438	41	1 LAP	1:00.427	41	1 LAP	59.988
83	20.446	57.137	83	23.368	55.744	42	1 LAP	1:00.726	42	1 LAP	1:00.644	42	1 LAP	1:00.001
46	31.458	57.389	46	36.005	57.369	90	25.770	55.930	90	29.096	56.108	90	32.954	56.095
39	31.861	57.756	39	36.108	57.069	83	26.943	56.172	83	29.595	55.434	83	33.480	56.122
41	48.285	1:00.831				46	40.914	57.506	46	45.189	57.057	46	49.885	56.933
42	50.372	1:00.501				39	41.342	57.831	39	45.720	57.160	39	50.284	56.801

Weather / Track : Sunny / Dry

Brands Hatch Indy  
 Circuit Length = 1.1986 miles  
 Start: 17:57 End: 18:14

**Moss Europe BCV8 Championship**  
**RACE 23 - LAP CHART**

Lap 11			Lap 12			Lap 13			Lap 14			Lap 15		
No	Behind	Laptime	No	Behind	Laptime	No	Behind	Laptime	No	Behind	Laptime	No	Behind	Laptime
87		52.842	87		54.260	87		52.458	87		52.895	87		52.503
41	1 LAP	59.791	39	1 LAP	56.902	46	1 LAP	56.804	46	1 LAP	56.572	46	1 LAP	56.735
42	1 LAP	1:00.296	41	1 LAP	59.476	39	1 LAP	56.993	39	1 LAP	56.838	39	1 LAP	56.412
90	35.864	55.752	42	1 LAP	59.960	41	1 LAP	1:01.002	90	44.215	56.089	90	47.635	55.923
83	36.316	55.678	90	37.575	55.971	90	41.021	55.904	83	44.747	55.876	83	48.065	55.821
46	54.242	57.199	83	38.364	56.308	83	41.766	55.860	41	1 LAP	1:00.439			
						42	1 LAP	1:00.224	42	1 LAP	59.790			

Weather / Track : Sunny / Dry

Brands Hatch Indy  
 Circuit Length = 1.1986 miles  
 Start: 17:57 End: 18:14

**Moss Europe BCV8 Championship**  
**RACE 23 - LAP CHART**

Lap 16			Lap 17		
No	Behind	Laptime	No	Behind	Laptime
87		53.025	87		53.020
41	2 LAPS	59.900	41	2 LAPS	1:01.253
42	2 LAPS	1:00.767	42	2 LAPS	1:00.122
39	1 LAP	57.978	39	1 LAP	58.357
90	50.754	56.144	90	54.071	56.337
83	51.575	56.535	83	54.392	55.837

Weather / Track : Sunny / Dry

Brands Hatch Indy  
Circuit Length = 1.1986 miles  
Start: 17:57 End: 18:14