



THE UNIVERSITY OF

**CHICAGO**



**Basketball 2005-06**



## 2005-06 Schedule

Date	Opponent/Event	Location	Time
Nov. 19	Midway Classic Chicago vs. Colby Denison vs. Rose-Hulman	Home	6:00 pm 8:00 pm
Nov. 20	Midway Classic Consolation Championship	Home	4:00 pm 6:00 pm
Nov. 22	Lake Forest	Home	7:00 pm
Nov. 26	Carleton	Home	3:00 pm
Nov. 27	Edgewood	Madison, Wis.	7:00 pm
Nov. 30	Wheaton (Ill.)	Wheaton, Ill.	7:30 pm
Dec. 3	Illinois Wesleyan	Home	3:00 pm
Dec. 10	Kalamazoo	Home	3:00 pm
Dec. 13	Concordia (Ill.)	River Forest, Ill.	7:00 pm
Dec. 16	Coe	Cedar Rapids, Iowa	7:00 pm
Dec. 17	Cornell (Iowa)	Mount Vernon, Iowa	2:00 pm
Jan. 7	Washington (Mo.) *	St. Louis, Mo.	3:00 pm
Jan. 13	Case *	Cleveland, Ohio	8:00 pm
Jan. 15	Emory *	Atlanta, Ga.	1:00 pm
Jan. 20	Brandeis *	Home	8:00 pm
Jan. 22	NYU *	Home	1:00 pm
Jan. 27	Carnegie Mellon *	Home	8:00 pm
Jan. 29	Rochester *	Home	1:00 pm
Feb. 3	Rochester *	Rochester, N.Y.	8:00 pm
Feb. 5	Carnegie Mellon *	Pittsburgh, Pa.	1:00 pm
Feb. 10	Emory *	Home	8:00 pm
Feb. 12	Case *	Home	1:00 pm
Feb. 17	NYU *	New York, N.Y.	8:00 pm
Feb. 19	Brandeis *	Boston, Mass.	1:00 pm
Feb. 25	Washington (Mo.) *	Home	3:00 pm

\* University Athletic Association game  
All times local

## Quick Facts

Location:	Chicago, Illinois
Founded:	1892
Enrollment:	4,400
President:	Don Michael Randel
Nickname:	Maroons
Colors:	Maroon & White
National Affiliation:	NCAA Division III
Conference:	University Athletic Association
Arena (Capacity):	Ratner Athletics Center (1,660)

## Directory

Men's Basketball Phone:	(773) 702-4644
Men's Basketball Fax:	(773) 702-6517
Athletic Department Phone:	(773) 702-7684
Athletic Department Fax:	(773) 702-6517
Sports Information Phone:	(773) 702-4638
Sports Information Fax:	(773) 834-3694
Athletics Department Internet Address:	athletics.uchicago.edu

## Basketball Facts

Head Coach:	Mike McGrath
Alma Mater:	DePauw 1992
Career Record (Years):	99-56 (6 yrs.)
Record at Chicago (Years):	99-56 (6 yrs.)
Assistant Coach:	Rusty Loyd
Alma Mater:	Chicago 1998
2004-05 Overall Record:	10-15
2004-05 UAA Record (Finish):	6-8 (5th)

## Table of Contents

### General Information

• 2005-06 Schedule	1
• Quick Facts	1
• Credits	1
• The University of Chicago	2
• Athletics at Chicago	3
• Athletic Department	4
• University Athletic Association	5

### Coaches & Players

• Coaches Profiles	6
• Player Profiles	7-12

### This Week's Games

• Weekend Preview	13
• Rosters & Scorecards	14-15
• Maroon Spotlight	16

### 2004-05 Review

• 2004-05 Statistics	22
• 2004-05 Game-by-Game Scores	22
• 2004-05 UAA Standings	23
• 2004-05 UAA Statistical Leaders	23
• 2004-05 UAA Postseason Awards	23

### History

• Coaching Records	25
• Year by Year Records	25
• Ratner Center Records	26
• Individual & Team Records	28
• Career & Season Leaders	29-30
• Opponent Series Records	31
• Honor Roll	32
• UAA History	33
• UAA Single Game Records	34
• Chicago Traditions	36

## Credits

The 2005-06 Chicago Basketball Program was produced by the University of Chicago sports information office in cooperation with University Sports Publications Co., Inc.

Editing, Layout, & Design:  
Dave Hilbert

Photography:  
John Szoz  
Nicholas Dahmann  
U. of C. Department of Special Collections

Advertising Sales:  
University Sports Publications Co., Inc.  
©2005 University Sports Publications Co., Inc.  
All Rights Reserved

PUBLISHED BY



UNIVERSITY SPORTS PUBLICATIONS  
570 Elmout Road • Elmout, NY 11003  
Tel: 516.327.9500 • Fax: 516.327.3099

Executive V.P. - Sales  
Steven Farkas  
Executive V.P. - Operations  
Jeff Botwinick  
Executive V.P. - Client Relations  
David Gerscher  
Executive Administrative Director  
Julie Wong  
Production Manager  
Mollie Gross

©2005 University Sports Publications



The University of Chicago is one of the world's great intellectual communities and centers of learning. It has achieved particular distinction in faculty scholarship, the training of graduate students, and for its renowned undergraduate education that emphasizes critical

thinking, intellectual depth, and cultural breadth.

Founded in 1890 by John D. Rockefeller, the University opened its doors for classes on October 1, 1892, with an enrollment of 594 students. President William Rainey Harper presided over a faculty of 103, which included eight former college presidents.

Today, the University features a total enrollment of approximately 13,400 students — including 4,400 undergraduates — and a 2,160-member faculty.

The University is private, nondenominational, and coeducational, and it includes the undergraduate College, four graduate divisions, six graduate professional schools, the library, the Graham Center of General Studies, and the University of Chicago Press.

The University also features several cultural resources, which include the Oriental Institute Museum, Court Theatre, Renaissance Society, and the Smart Museum of Art.

Extending along both sides of the Midway Plaisance, which was designed by Frederick Law Olmsted and used for the World's Columbian Exposition of 1893, the University occupies a 190-acre campus. The English collegiate Gothic style set the general tone for the design and development of the campus.

Around a series of tree-shaded quadrangles, imposing buildings of gray limestone with red-tile roofs, and deep-set rectangular windows show off elaborate ornamentation, gargoyles and chimeras, and decorated towers.



These quadrangles are dominated by Rockefeller Memorial Chapel, with its 207-foot tower, and by the Joseph Regenstein Library, one of the largest academic libraries in the United States.


Many campus structures have been designated national historic landmarks, including Frank Lloyd Wright's Robie House and

the site of the first controlled, self-sustaining nuclear reaction, currently marked by the Henry Moore sculpture Nuclear Energy.

Chicago has had a major impact on American higher education — inventing the four-quarter system, developing extension courses and programs in the liberal arts for adults, establishing a coherent program of general education for undergraduates, and initiating a full-time medical school teaching faculty. Chicago also pioneered orientation week and gives the nation's oldest teaching awards. Since the University's founding, 78 recipients of the Nobel Prize have been students, researchers, or faculty.

The University is located in the Hyde Park neighborhood of Chicago, one of the world's most exciting and vibrant cities. About 65 percent of the University's faculty and their families and nearly all of its students live in the Hyde Park neighborhood of more than 41,000 residents. One of Chicago's biggest tourist attractions, the Museum of Science and Industry, is located here, as well as the DuSable Museum of African-American History and the Weiss Museum of Judaica.

Just 15 minutes north of Hyde Park is the Chicago Loop, where students and faculty regularly attend an incredible array of theater, movies, art exhibits, museums, and restaurants.



Some of Chicago's main cultural attractions are the Art Institute, the Lyric Opera, the Chicago Symphony, the Goodman Theatre, and the Museum of Contemporary Art. Scores of other professional and community theater, dance, and visual arts organizations are active within the city.

Architecturally, Chicago is the home of many major developments in 20th-century architecture and urban design.

One of the nation's greatest sports cities, Chicago is the home of two Major League Baseball teams — the White Sox and the Cubs — as well as the National Basketball Association Bulls, the National Football League Bears, the National Hockey League Blackhawks, the Major League Soccer Fire, the Women's National Basketball Association Sky and the Arena Football League Rush.

## University President Don Michael Randel

Don Randel grew up in Panama, where his father operated a small business, and then attended Princeton University, where he received bachelor's, M.F.A., and Ph.D. degrees in music.



He joined the Cornell University faculty in the department of music in 1968. Thereafter he served as department chair, vice-provost, and associate dean and dean of the College of Arts and Sciences. In 1995, he was named provost of Cornell University. He became President-Elect of the University of Chicago on December 13, 1999 and began his term of office on July 1, 2000.

His scholarly specialty is the music of the Middle Ages and Renaissance in Spain and France, but his interests incorporate music as diverse as Latin pop and jazz.

Under his editorship, the *New Harvard Dictionary of Music* was published in 1986, and he completed the companion *Harvard Biographical Dictionary of Music* in 1996. Randel also edited the *Harvard Concise Dictionary of Music and Musicians*, which was published in 1999.

## Chicago Facts & Figures

### Motto

*Crescat scientia; vita excolatur*  
Let knowledge grow from more to more;  
And so be human life enriched

### Enrollment

4,400 undergraduates; 13,500 total

### Faculty members

2,160

### Nobel Laureates

78 Nobel Prize winners have been faculty members, students, or researchers at the University. Seven Laureates currently serve on the faculty.

### Faculty honors

123 members of the American Academy of Arts and Sciences currently on the faculty; 41 members of the National Academy of Sciences; 13 recipients of a MacArthur Fellowship; eight recipients of the National Medal of Science; two recipients of the National Humanities Medal/Charles Frankel Prize; three recipients of the Mellon Distinguished Achievement Award; three Pulitzer Prize winners; one two-time winner of the Booker Prize

### Student honors

In the past five years, Chicago undergraduates have won six Rhodes Scholarships, four Marshall Scholarships, three Truman Scholarships, three Churchill Scholarships, and two Gates Cambridge Scholarships



At the University of Chicago, the classical and old-fashioned ideal of the student-athlete is consistent with the highest levels of athletics and academics success. Throughout the University's history its student-athletes and teams have met that unique challenge, demonstrating that academic and athletic excellence can complement each other.

## The University Athletic Association

Chicago, which sponsors 19 intercollegiate sports, is a charter member of the University Athletic Association, an NCAA Division III conference formed in 1986 as a bold statement of what

college athletics can and should be — that it is highly desirable and possible for a group of committed institutions to seek excellence in athletics while holding the student-athlete and the institution's academic mission as the center of focus.

The eight members of the UAA include Brandeis University, Carnegie Mellon University, Case Western Reserve University, Emory University, New York University, the University of Chicago, the University of Rochester, and Washington University in St. Louis.

With its membership in the UAA, Chicago offers its student-athletes the opportunity to compete against athletes and teams from among the top research institutions in the country, as well as travel opportunities comparable to those offered by members of major Division I conferences.

Chicago has played a major role in helping the UAA attain its goal of achieving the proper balance between athletics and academics. In *Reclaiming the Game: College Sports and Education Values*, author William Bowen — president of the Mellon Foundation which sponsored the research for the book — posed the question, "How has the UAA managed to mount what is, by all signs, a successful intercollegiate program without paying the academic price that is so evident in other similar college athletics conferences?"

Bowen continued, "The active involvement of the University of Chicago, with its emphasis on core academic values, has without question been a help in achieving and maintaining this policy."

## Success on the Playing Field

Chicago enjoyed a wealth of team and individual accolades during the 2004-05 sports seasons as two teams qualified for NCAA Division III postseason competition and five athletes garnered All-America distinction. Maroon teams also captured a pair of UAA titles and featured individual national qualifiers in five sports.

In 2003-04, Chicago finished in 24th place in the United States Sports Academy Directors' Cup standings of 420 NCAA Division III institutions compiled by the National Association of Collegiate Directors of Athletics (NACDA). That year, the Maroons finished second nationally in women's soccer, eighth in men's outdoor track & field, 15th in men's indoor track & field, 18th in women's cross country, 32nd in men's swimming, 33rd in women's indoor track & field, and 38th in wrestling.

## Rhodes Scholars & Academic Excellence

During Chicago's early years as a member of the Big Ten Conference, the athletics program counted numerous distinguished scholar-athletes among its ranks, including 1910 Rhodes Scholar Edwin Hubble, a basketball player who later became a distinguished scientist for whom the Hubble Space telescope is named.

Chicago has furthered that tradition in recent years as its student-athletes have continued to compile an extraordinary record of academic and athletic accomplishment, highlighted by three Rhodes Scholars and three individual national champions since 1996.

Many of the most outstanding athletes at Chicago have also distinguished themselves in the classroom. In 2004-2005, for example, 170 Chicago student-athletes qualified for the UAA All-Academic Recognition Award. Among those honorees were two All-Americans, four national qualifiers, two UAA Athletes of the Year, and 34 All-UAA selections.

## Award-Winning Facility



In the fall of 2003, Chicago Athletics entered a new era with the opening of the \$51 million Gerald Ratner Athletics Center. Designed by famed architect Cesar Pelli, the 150,000-square-foot facility includes a 1,658-seat competition gymnasium which is home to the Chicago basketball, volleyball, and wrestling teams.

In its first year of operation, the Ratner Center received awards from the American Council of Engineering Companies, the American Institute of Steel Construction, and the Consulting Engineers Council of Illinois for its excellence in engineering and design.

In addition to the competition gymnasium, the Ratner Center features the 50-meter Myers-McLoraine Swimming Pool, the Bernard J. DelGiorno Fitness Center, a dance room, classrooms, the Athletics Hall of Fame, locker rooms, offices, and saunas.

In short, the University of Chicago provides student-athletes with what might be the best balance in higher education: an extraordinary commitment to academic excellence recognized all over the world, a high-quality intercollegiate athletics program consistent with its academic mission, unique conference travel and competition, and outstanding athletics and recreational facilities.

## Chicago Champions

### UAA Team Championships

- Men's Basketball  
1997, 1998, 2000, 2001
- Women's Basketball  
1989
- Men's Cross Country  
2002, 2004
- Women's Cross Country  
1993, 1994
- Football  
1998, 2000
- Men's Soccer  
2001
- Women's Soccer  
1995, 1997, 2000
- Softball  
1996
- Men's Track & Field, Indoor  
2002
- Wrestling  
1989, 1990, 1992, 1995, 1997, 1998, 2001, 2002, 2003, 2004, 2005

### NCAA Division III Team Postseason Participants

- Men's Basketball  
1997, 1998, 2000, 2001
- Women's Basketball  
1995
- Men's Cross Country  
1973, 1974, 1976, 1977, 2004
- Women's Cross Country  
1993, 1998, 2000, 2003
- Men's Soccer  
1996, 2001
- Women's Soccer  
1996, 1997, 1998, 1999, 2002, 2003, 2004
- Softball  
2000, 2001, 2004
- Men's Tennis  
2005

### NCAA Division III Individual Champions

- Kris Alden  
Men's Swimming, 1989
- Rhaina Echols  
Women's Indoor Track & Field, 2000  
Women's Outdoor Track & Field, 2000  
Women's Cross Country, 1999
- Tom Haxton  
Men's Outdoor Track & Field, 2004
- Adeoye Mabogunje  
Men's Outdoor Track & Field, 2004
- Peter Wang  
Wrestling, 1991-1992



# DEPARTMENT OF PHYSICAL EDUCATION AND ATHLETICS



## Director of Athletics Tom Weingartner

Tom Weingartner has served as director of athletics and chairman of the department of physical education and athletics at the University of Chicago since March 1990.

Weingartner was instrumental in the planning and building of the \$51 million Gerald Ratner Athletics Center, which opened in the fall of 2003 to provide the University with its first new athletics center since the 1930s and its first new swimming pool in nearly a century.

During Weingartner's tenure, Chicago has sent teams and individuals to NCAA Division III postseason competition in 14 different sports and has captured University Athletic Association team titles in nine sports.

Under Weingartner, Chicago Athletics has maintained its adherence to the notion that academic and athletic excellence complement each other. For example, since 1996 three Chicago student-athletes have received Rhodes Scholarships. Chicago has also featured an NCAA Walter Byers Scholarship Award winner as well as numerous NCAA Postgraduate Scholars and Academic All-Americans. As a group, Chicago male and female student-athletes have consistently maintained a cumulative grade point average roughly equal to, or higher than, that of the general student body.

Weingartner chaired the NCAA Committee on Amateurism, which passed groundbreaking amateurism reform legislation at the 2001 NCAA convention. The committee offered recommendations regarding professional contracts, entry drafts, seasons of competition rules, competition with professionals, acceptance of prize money, and the acceptance of pay for play.

Weingartner served as athletic director and associate professor of human development at Manhattanville (N.Y.) College from 1985-90. From 1979-85, he was the athletics director and an assistant professor of human development at St. Mary's (Md.) College.

Weingartner began his college athletics career at Northwestern University, where he served as director of intramural, recreational, and club sports from 1974-79.

In 1970, Weingartner earned a bachelor's degree from Stanford University, where he was a linebacker on the Cardinal football team. He received a master's degree and doctorate in educational administration from Northwestern in 1972 and 1977, respectively. Weingartner and his wife, Susan, reside in Hyde Park. They have a daughter, Jessie, and a son, Clayton.

## Administration & Staff

Area code 773

### Administration

Athletic Director Tom Weingartner	702-7684
Assoc. Athletic Director Rosalie Resch	702-4659
Assoc. Athletic Director Brian Baldea	702-4643
Asst. Athletic Director Tamsen Burke	702-4658
Asst. Athletic Director Jennifer Coleman	834-1664
Asst. Athletic Director Dave Hilbert	702-4638

### Athletics Training

Head Athletic Trainer Mary Wisniewski	753-4708
Asst. Athletic Trainer Amanda Ely	753-4692
Asst. Athletic Trainer Frank Shipley	753-4692

### Facilities

Director of Facilities Jennifer Coleman	834-1664
Facilities Manager Brian Bock	702-3846
Facilities Manager John Carey	702-9102
Facilities Manager Geovanny Mayorga	702-3848

### Intramural & Sport Clubs

Director Tamsen Burke	702-4658
Assistant Director Andy Drude	702-5139

### Sports Information

Sports Information Director Dave Hilbert	702-4638
Assistant SID Scott Budeselich	834-0082

## athletics.uchicago.edu

The official University of Chicago Athletics web site [athletics.uchicago.edu](http://athletics.uchicago.edu) is the most comprehensive source for news and information regarding Chicago's 19 intercollegiate sports. **Maroon Sports E-News** is a free service that provides subscribers with the latest news and information about their favorite Chicago sports. To sign up, logon to [athletics.uchicago.edu/enewsform.htm](http://athletics.uchicago.edu/enewsform.htm) and complete the registration form. Subscribers may unsubscribe at any time.

## Head & Assistant Coaches

Area code 773

Baseball	Brian Baldea	702-4643
•Assistant	Scott Budeselich	834-0082
Basketball (m)	Mike McGrath	702-4647
•Assistant	Rusty Loyd	702-4644
Basketball (w)	Aaron Roussel	702-4639
•Assistant	Molly Parrott	702-5142
Cross Country	Chris Hall	702-4640
•Assistant	Mary Banker	834-9124
Football	Dick Maloney	702-9035
•Assistant	Andy Drude	702-5139
•Assistant	Jeff Sokol	834-9150
•Assistant	Tom Mitchell	702-4637
Soccer (m)	John O'Connor	702-4660
Soccer (w)	Amy Reifert	702-4655
Softball	Ruth Kmak	702-4642
Swimming & Diving (m)	George Villarreal	702-3861
•Assistant	Jason Weber	834-3863
Swimming & Diving (w)	Sheila O'Connor	702-4657
•Assistant	Sue Templeman	702-4657
Tennis	Marty Perry	702-4656
Track & Field	Chris Hall	702-4640
•Assistant	Mary Banker	834-9124
Volleyball	Dorinda von Terschl	702-5145
Wrestling	Leo Kocher	702-4641



## History

In October of 1985, a group comprised of presidents, chancellors, vice-presidents, deans, faculty, and administrators of several major research universities located in prominent metropolitan areas met on the University of Rochester campus to explore the possibilities of some sort of athletic association. A philosophical rationale for an athletic association of such institutions was discussed, along with various models of competition which might be pursued, and the financial implications of each.

The result of the meeting was an agreement among those in attendance to pursue the discussions on their respective campuses and meet again in February at Washington University in St. Louis. At that meeting, the participating institutions agreed upon a general model of competition and a first draft of a constitution and bylaws.

On June 25, 1986, the formal announcement of the formation of the University Athletic Association was made simultaneously at press conferences at the New York Hilton Hotel and on the respective campuses of the member institutions. Participating in the announcement were Carnegie Mellon University, Case Western Reserve University, Emory University, Johns Hopkins University, New York University, the University of Chicago, the University of Rochester, and Washington University in St. Louis.

The first official meeting of delegates from each institution was held at the University of Chicago in September of 1986. During 1986, work on the constitution and bylaws was completed, an administrative plan developed, and schedules drawn for 1987-88 and 1988-89.

In May of 1987, Brandeis University, a participant in the original discussions and planning efforts, joined the UAA, and in July, the Association opened a central office with the hiring of Richard A. Rasmussen as its full-time executive secretary. The UAA office is currently located on the campus of the University of Rochester.

In the fall of 1987, the UAA applied for and was granted voting membership in the National Collegiate Athletic Association. Representatives of the UAA institutions gathered in Rochester on September 25th for a special luncheon celebrating the inauguration of formal competition among member institutions.

Informal competition began among UAA members in 1986-87, and championship competition began in 1987-88. That first year of championship competition was a year of transition as institutions moved to schedule as much UAA competition as possible while continuing to honor previous scheduling commitments in soccer, football, and basketball.

In 1988-89, championship competition was conducted in 21 sports including a round robin in soccer and a double round robin slate in basketball.

In 1990-91, a football schedule was completed, and in 1994-95 women's softball was added as a championship sport.



### Member Institutions

- Brandeis University
  - Boston, Mass.
- Carnegie Mellon University
  - Pittsburgh, Pa.
- Case Western Reserve University
  - Cleveland, Ohio
- Emory University
  - Atlanta, Ga.
- New York University
  - New York, N.Y.
- University of Chicago
  - Chicago, Ill.
- University of Rochester
  - Rochester, N.Y.
- Washington University
  - St. Louis, Mo.



### UAA Staff

- Richard A. Rasmussen,  
Executive Secretary
- Melissa Pandajis,  
Asst. to the Executive Secretary
- Mark Coley,  
Sports Information Director

### University Athletic Association

30 Corporate Woods  
Suite 280  
Rochester, NY 14623  
(585) 784-8442  
uaa.rochester.edu

## Philosophy

The formation of the University Athletic Association is a bold statement of what college athletics can and should be — that it is highly desirable and possible for a group of committed institutions to conduct a broad-based program of intercollegiate athletics for men and women; to compete with like academic institutions spread over geographically expansive areas; and to seek excellence in athletics while maintaining a perspective which holds the student-athlete and the academic mission of the institution as the center of focus.

The UAA is a significant expression of the principle that the provision of a high-quality college athletic experience is worth the commitment required of an institution. It is worthwhile not only because it benefits the student-athletes, but also because it benefits the entire campus community and, in turn, the institution itself.

Perhaps more importantly, the UAA is a strong statement that the success of intercollegiate athletics is wholly dependent upon institutional integrity and the ability of institutions to complete the full integration of athletics into the academic fabric of higher education.

UAA members share the belief that academic excellence and athletic excellence are not mutually exclusive. Implicit in this belief are several sets of assumptions. The first is that the academic enterprise is the primary element. Student-athletes students first and athletes second.

The second set of assumptions has to do with athletic excellence. Athletic excellence is not to be confused with a win-at-all-costs attitude. It properly relates to the caliber of experience offered to students who participate in intercollegiate athletics.

Athletic teams should have the benefit of qualified coaching — capable individuals chosen for professional competence and commitment to putting the welfare of the student first. They should play and practice in first-rate facilities at reasonable times. Their equipment should be safe, of high quality, and conducive to the best performance possible. A consistent and challenging level of athletic competition should be provided to both women and men.

The final assumptions concern what might be termed a proper athletic emphasis. Athletic programs are extracurricular activities conducted for students and should be given consideration similar to that accorded other such institutionally sponsored activities. They should not only complement the academic experience, but should reflect the quality of the academic environment within which they exist. Division III is an approach to athletics, not a synonym for third-rate.

Now in its 19th year of existence, the University Athletic Association sponsors competition in 22 sports — twelve sports for men and ten sports for women — including football, soccer, cross country, volleyball, basketball, fencing, wrestling, swimming and diving, indoor track and field, baseball, softball, outdoor track and field, tennis, and golf.



## Head Coach Mike McGrath



During Mike McGrath's 14-year tenure at the University of Chicago, Maroon teams have compiled a combined record of 206-129 (.615), won four conference championships, and made four national postseason appearances.

McGrath enters his seventh campaign as head coach in 2005-06 with a record of 99-56 (.639), including a 64-22 mark (.744) in University Athletic Association play. He has guided Chicago to an NCAA Division III elite eight berth, a sweet 16 appearance, and a pair of UAA titles.

In 2000-01, McGrath guided the Maroons to their best-ever NCAA Division III finish, as Chicago advanced to the elite eight of the national tournament. Chicago won 14 of 15

UAA games to capture its second straight league crown and fourth in the program's history.


McGrath enjoyed a highly successful debut campaign in 1999-2000, as he led the Maroons to a 23-4 record, the UAA title, and an NCAA Division III sweet 16 appearance. For his efforts, McGrath was recognized as the UAA Coach of the Year.

During his tenure as an assistant under former head coach Pat Cunningham from 1992-99, McGrath helped lead the Maroons to an overall record of 107-73 (.594), including a stellar 82-23 mark (.781) from 1995-99. Under Cunningham and McGrath, Chicago garnered two UAA championships and advanced to the NCAA Division III sweet 16 on two occasions. Chicago also received UAA Coaching Staff of the Year accolades three times during McGrath's years as an assistant.

Chicago won its first-ever UAA title in 1996-97 with a 13-1 mark in league play. The following year, Chicago earned the distinction of becoming the conference's first men's basketball team to post a perfect record when as the Maroons finished 14-0 en route to their second straight UAA crown.

McGrath is a 1992 graduate of DePauw University, where he spent three years as a student assistant coach. During his tenure at DePauw, the Tigers advanced to the 1990 NCAA Division III championship game. In 2003, McGrath and the other members of that team were inducted into the DePauw Athletics Hall of Fame.

A native of Bartlett, Illinois, McGrath earned a master's degree in sports management from the United States Sports Academy in 2004. He resides in Chicago with his wife, Kari.



McGrath at Chicago

Year	Overall			UAA			Place
	W	L	Pct.	W	L	Pct.	
1999-00	23	4	.852	15	0	1.000	1st
2000-01	24	4	.857	14	1	.933	1st
2001-02	15	10	.600	10	4	.714	3rd
2002-03	15	10	.600	11	3	.786	3rd
2003-04	12	13	.480	8	6	.571	3rd
2004-05	10	15	.400	6	8	.429	5th
Total	99	56	.639	64	22	.744	

## Assistant Coach Rusty Loyd



An All-American point guard at the University of Chicago, Rusty Loyd begins his fourth year on the staff at his alma mater in 2005-06.

During his playing career at Chicago from 1994-98, Loyd established himself as one of the top point guards in school history. A three-time All-University Athletic Association selection, two-time All-Midwest Region pick, and 1998 Basketball Times All-American, Loyd finished his career as the school's all-time leader in assists (484) and steals (170).

In Loyd's four seasons on the Midway, the Maroons won a pair of UAA championships and made two NCAA Division III sweet sixteen appearances while compiling a record of 76-29 (.724).

A native of Columbus, Indiana, Loyd began his coaching career as an assistant at Earlham College, a post he held from 1998-2000. During Loyd's tenure, Earlham recorded its first winning conference record in 25 years.

Loyd then moved on to Lewis University, where he enjoyed a successful two-year stint as a graduate assistant coach. In 2001-02, Loyd helped the Flyers advance to the NCAA Division II round of sixteen with a 25-7 overall record.

Loyd earned a bachelor's degree in psychology from Chicago in 1998 and is pursuing a master's degree at the United States Sports Academy. He and his wife, Kristen, are resident heads at the University of Chicago.






## Clay Carmody • 44



6'7" • Senior • Fullerton, Calif. • Sunny Hills

Returning All-UAA selection ... Enters the 2005-06 campaign as Chicago's active career leader in points (485) and rebounds (250) ... Has scored in double figures 17 times ... In 2004-05: Earned All-UAA honorable mention accolades ... Ranked among the UAA leaders in offensive rebounding (13th, 1.96), field goal percentage (14th, .495), rebounding (15th, 5.4), and free throw percentage (15th, .663) ... Matched the Ratner Center single-game record with nine field goals against Carnegie Mellon (2/20/05) and NYU (2/6/05) ... Shared the team scoring lead with 10.5 points per game and led the club with 263 total points ... Reached double figure points on 12 occasions ... Poured in a career-best 27 points against NYU (2/6/05) for his first lifetime 20-point effort ... Averaged 15.2 points during the season's last eight affairs ...


Was the team's second-leading rebounder with 5.4 per contest ... Grabbed a career-high 13 boards in the season finale against Washington (Mo.) (2/26/05) ... Recorded his first-ever double-double with 16 points and 13 rebounds against Washington (Mo.) (2/26/05) ... Topped the club with a .495 field goal percentage ... Shot 50% or better from the floor on 11 occasions ... Led the club with 63 free throws and 95 attempts ... In 2003-04: Played in 24 games with one start ... Led Chicago reserves in scoring (5.1) and rebounding (2.9) ... Scored 10 or more points three times ... Contributed a season-high 14 points against Illinois Wesleyan (11/22/03) ... Posted his UAA scoring high with 11 points against Carnegie Mellon (2/8/04) ... Grabbed a season-best nine rebounds against Kalamazoo (12/16/03) ... Shot 49.0% from the field ... Shot 50% or better on 12 occasions ... In 2002-03: Played in 18 games off the bench ... Led all non-starters in scoring with 5.5 points per game ... Tallied a season-best 16 points in his college debut against Kenyon (11/23/02) ... Scored 13 points against NYU (1/31/03) for his second of two double-digit scoring efforts ... Shot a team-best 78.1% from the free throw line ... Ranked third on the squad with seven blocked shots ... Grabbed a season-high six rebounds against NYU (1/31/03) and Brandeis (2/2/03) ... **High School:** Attended Sunny Hills (Calif.) High School ... Averaged 16 points, eight rebounds, and three blocks for a 23-6 team under Coach Randy Wellen ... Selected to the Division II-AA All-CIF second team ... Named Freeway League MVP ... Led Sunny Hills HS in scoring and blocks his junior and senior years ... Named a College Honor Scholar by the University of Chicago ... **Personal:** Majoring in biology ... Son of David and Paula Carmody.



### Career Statistics

Year	GP	FG-A	Pct	3FG-A	Pct	FT-A	Pct	Reb	RPG	Ast	Blk	Stl	Pts	PPG
02-03	18	37-79	.468	0-0	.000	25-32	.781	46	2.6	6	7	1	99	5.5
03-04	24	47-96	.490	0-0	.000	29-43	.674	69	2.9	6	6	9	123	5.1
04-05	25	99-200	.495	2-6	.333	63-95	.663	135	5.4	8	7	9	263	10.5
Career	67	183-375	.488	2-6	.333	117-170	.688	250	3.7	20	20	19	485	7.2

## Jason Hicks • 24



6'8" • Senior • Glendale, Wis. • Dominican

Has seen action in 41 games during his career ... In 2004-05: Played in nine games ... Contributed eight points and eight rebounds ... Equaled his career scoring high with six points in the season finale against Washington (Mo.) (2/26/05) ... In 2003-04: Appeared in 20 games off the bench ... Averaged 1.9 points and 1.3 rebounds per contest ... Matched his career-scoring best with six points against Dominican (Ill.) (12/6/03) ... Earned the UAA All-Academic Recognition Award ... In 2002-03: Saw action in 12 games ... Scored career-high six points against Case (2/14/03) ... **High School:** Attended Dominican (Wis.) High School ... Averaged 10 points and six rebounds for a 27-1 team under Coach Paul Wollersheim ... Named all-Parkland Conference ... Named Parkland Conference Scholar Athlete

of the Year in 2001 and 2002 ... Helped lead his team to three consecutive Parkland Conference titles ... Four-year high honor roll student ... **Personal:** Majoring in psychology ... Son of Phillip and Claire Hicks.



### Career Statistics

Year	GP	FG-A	Pct	3FG-A	Pct	FT-A	Pct	Reb	RPG	Ast	Blk	Stl	Pts	PPG
02-03	12	5-12	.417	5-12	.417	1-2	.500	8	0.7	4	2	2	16	1.3
03-04	20	14-48	.292	3-18	.167	7-15	.467	26	1.3	7	2	4	38	1.9
04-05	9	3-6	.500	0-2	.000	2-6	.333	8	0.9	2	0	0	8	0.9
Career	41	22-66	.333	8-32	.250	10-23	.435	42	1.0	13	4	6	62	1.5

## Chicago Roster Breakdown by State


Calif.	Ill.	Ind.	Mich.	Minn.	Neb.	Ohio	Wis.
Brannon	Corning	Hainje	Ellsworth	Machones	Meyer	Adams	Hicks
Carmody	Vismantas		Okonkwo	Watson	Woodhead	Reynolds	Sheline
Todd							






# PLAYER PROFILES

## Uche Okonkwo • 2



5'10" • Senior • Mount Pleasant, Mich. • Mount Pleasant

**Has played in 47 games the past three seasons ... In 2004-05:** Played in 20 games, all as a reserve ... Averaged 2.1 points and 2.1 rebounds per contest ... Scored a season-high 10 points against Washington (Mo.) (2/26/05) in the season finale ... Grabbed four or more rebounds on four occasions, including a season-best six boards against Washington (Mo.) (2/26/05) ... **In 2003-04:** Played in 22 games off the bench ... Averaged 2.0 points and 1.6 rebounds ... Scored a career-high 11 points against Case (2/15/04), with an 8-for-8 effort from the foul line ... Also posted a career-best seven rebounds against Case (2/15/04) ... Recorded a 1.14 assist-to-turnover ratio ... **In 2002-03:** Appeared in five games ... Collected four points, three assists, and three steals in 19 minutes of court time ... Was 2-for-3 on field goal attempts ... **High School:** Attended Mount Pleasant (Mich.) High School ...



Averaged 12 points and seven assists per game as senior captain ... Played under Coach Jack Carbee ... Achieved all-conference and all-area honors ... Two-year Scholar Athlete ... Worked three years at the Oiler Camp for youth kids and was a volunteer for Special Olympics basketball ... **Personal:** Majoring in political science ... Son of Patrick and Maureen Okonkwo.

### Career Statistics

Year	GP	FG-A	Pct	3FG-A	Pct	FT-A	Pct	Reb	RPG	Ass	Blk	Stl	Pts	PPG
02-03	5	2-4	.500	0-2	.000	0-0	.000	1	0.2	4	0	3	4	0.8
03-04	22	14-34	.412	4-15	.267	12-21	.571	35	1.6	16	0	6	44	2.0
04-05	20	15-40	.375	1-5	.200	11-16	.688	41	2.1	13	1	8	42	2.1
Career	47	31-78	.397	5-22	.227	23-37	.622	77	1.6	33	1	17	90	1.9

## Jon Todd • 5



6'7" • Senior • Chatsworth, Calif. • Chaminade

**Has appeared in 63 games during the past three years ... In 2004-05:** Played in 24 games, all in a reserve role ... Averaged 1.3 points and 1.4 rebounds ... Scored a career high five points against Kalamazoo (12/14/04), Ohio Wesleyan (12/17/04), and Case (2/11/05) ... Grabbed a career-best six rebounds at Ohio Wesleyan (12/17/04) ... Hit his first career three-point basket in the Maroons' season opener against St. Mary's (Minn.) (11/20/04) ... **In 2003-04:** Played in 22 games off the bench ... Averaged 1.0 points and 1.1 rebounds ... Scored a season-high four points against Dominican, Ill. (12/6/03) ... Shot at a 57.1% clip from the field (8-of-14) ... Had a season-best four rebounds against Emory (1/18/04) ... **In 2002-03:** Appeared in 17 contests, all as a reserve ... Scored a season-high four points against Lake Forest (1/4/03) ... **High School:** Attended Chaminade (Calif.) College Prep ... Averaged 10 points,



nine rebounds, and two blocks for a 22-7 team under Coach Bryan Cantwell ... McDonald's All-America nominee ... Selected as a San Fernando Valley Sports Foundation CIF All-Star ... Helped lead his team to the Canyon Tournament Championship ... Three-year Scholar Athlete ... **Personal:** Majoring in law, letters, and society ... Son of Mark and Julie Todd.

### Career Statistics

Year	GP	FG-A	Pct	3FG-A	Pct	FT-A	Pct	Reb	RPG	Ass	Blk	Stl	Pts	PPG
02-03	17	2-9	.222	0-0	.000	8-15	.533	13	0.8	1	1	1	12	0.7
03-04	22	8-14	.571	0-0	.000	7-11	.636	25	1.1	6	1	2	23	1.0
04-05	24	9-20	.450	1-6	.167	11-17	.647	34	1.4	9	0	2	30	1.3
Career	63	19-43	.441	1-6	.167	26-43	.605	72	1.1	16	2	5	65	1.0

### Chicago in UAA Play

Year	Record	Place	Year	Record	Place
1987-88	1-8	8th	1996-97	13-1	1st
1988-89	5-8	5th	1997-98	14-0	1st
1989-90	3-11	8th	1998-99	9-5	2nd
1990-91	3-11	9th	1999-00	15-0	1st
1991-92	3-11	6th	2000-01	14-1	1st
1992-93	5-9	5th	2001-02	10-4	3rd
1993-94	2-12	6th	2002-03	11-3	3rd
1994-95	5-9	6th	2003-04	8-6	3rd
1995-96	11-3	2nd	2004-05	6-8	5th

### Maroons in the NCAA Tournament

#### 1960-61

##### National Quarterfinals

- def. MacMurray 64-59
- def. Lincoln 55-42
- lost to Southeast Missouri State 67-41

#### 1973-74

##### First Round

- lost to Wittenberg 82-58

#### 1996-97

##### Round of 16

- def. Benedictine (Ill.) 59-52
- def. Wabash 78-70
- lost to Methodist 74-70

#### 1997-98

##### Round of 16

- def. Wabash 67-62
- lost to UW-Platteville 78-63

#### 1999-00

##### Round of 16

- def. Ripon 75-68
- lost to UW-Stevens Point 63-49

#### 2000-01

##### National Quarterfinals

- def. UW-Eau Claire 74-67
- def. Lewis & Clark 62-52
- lost to Illinois Wesleyan 77-68



## Drew Adams • 21



5'10" • Junior • Elida, Ohio • Elida

Has shot 40% from three-point range in 32 career games... **In 2004-05:** Played in 16 games... Averaged 1.9 points per contest... Scored a career-high seven points against Case (2/11/05)... Connected on 41.2% of his three-point attempts (7-for-17)... Hit two three-pointers against Washington (Mo.) (1/8/05)... **In 2003-04:** Appeared in 16 games as a reserve... Averaged 1.3 points per game... Shot at a 38.5% clip from three-point distance (5-for-13)... Scored a season-high six points against Aurora (12/2/03)... **High School:** Attended Elida (Ohio) High School... Played for coach Chris Adams... Helped lead Elida HS to a 17-7 mark as a senior... Averaged 16.7 points and 4.7 assists per game... Shot 40.1% from three-point range and 80.3% from the foul line... Earned Division II AP All-Ohio special team,

first-team Academic All-Ohio, first team, and All-Northwest Ohio honors... Selected Fox Channel 25 Student-Athlete of the Month... **Personal:** Majoring in political science... Son of Chris and Jan Adams.



### Career Statistics

Year	GP	FG-A	Pct	3FG-A	Pct	FT-A	Pct	Reb	RPG	Ast	Blk	Stl	Pts	PPG
03-04	16	7-18	.389	5-13	.385	1-2	.500	7	0.4	6	0	2	20	1.3
04-05	16	8-21	.381	7-17	.412	8-12	.667	5	0.3	12	0	3	31	1.9
Career	32	15-39	.385	12-30	.400	9-14	.643	12	0.4	18	0	5	51	1.6

## Derek Brannon • 14



6'2" • Junior • Palo Alto, Calif. • Gunn

**In 2004-05:** Appeared in four games... **In 2003-04:** Did not see game action... **High School:** Attended Gunn (Calif.) High School... Played for coach Jeff Klenow... Helped lead Gunn HS to two CCS playoff appearances... Averaged 20 points, four rebounds, and four assists per game... Named all-league first team and All-Mid-Peninsula... Selected Gunn H.S. team most valuable player... Has served as a YMCA volunteer basketball coach... **Personal:** Majoring in economics... Son of James and Karen Brannon.

### Career Statistics

Year	GP	FG-A	Pct	3FG-A	Pct	FT-A	Pct	Reb	RPG	Ast	Blk	Stl	Pts	PPG
04-05	4	0-1	.000	0-1	.000	0-1	.000	0	0.0	0	0	1	0	0
Career	4	0-1	.000	0-1	.000	0-1	.000	0	0.0	0	0	1	0	0

## Jesse Meyer • 3



6'3" • Junior • Omaha, Neb. • Bellevue West

Enters the campaign as the Chicago three-point field goal percentage leader (.471)... One of four Chicago players to hit 50 three-point baskets in a season... **In 2004-05:** Garnered All-UAA honorable mention and UAA All-Academic Recognition honors... Played in 24 games with two starts... Averaged 9.5 points and 2.3 rebounds per game... Led the Maroons with 57 three-point baskets, marking the fifth-highest season total in school history... Topped the UAA with a .487 percentage (57-for-117)... Stood fourth in the conference with 2.38 three-point field goals per contest... Tied the Chicago single-game record with eight three-point field goals against Case (2/11/05)... Hit at least one trey in 22 of 24 games and made multiple three-pointers on 17 of 24 occasions... Averaged 2.7 treys per game in UAA competition... Scored in double digits 11 times... Poured in a career-high and team season-best

33 points against Case (2/11/05)... Reached double figures in four of the team's final five contests... Was the Maroons' top scorer in conference play with an 11.2 average... Shot 75.7% from the foul line (28 of 37), including a 12-for-12 effort in his final five games... **In 2003-04:** Limited by an injury to appearing in 11 games... Scored 3.3 points per game... Tallied a season-high eight points against Carnegie Mellon (2/15/04) and Case (2/8/04)... Shot 39.1% from three-point distance (9-for-23)... Connected on 45.5% of his three-point attempts (5-for-11) during season's last four games... **High School:** Attended Bellevue West (Neb.) High School... Played for coach Doug Woodard... Helped lead Bellevue West HS to a 14-5 record as a senior... Averaged 14 points and six rebounds per game... Played for 2000 state championship team and 2001 state semifinalist... Was a three-time all-state honorable mention selection... Named Metro Conference scholar-athlete four times... **Personal:** Majoring in political science... Son of Kyle and Deb Meyer.



### Career Statistics

Year	GP	FG-A	Pct	3FG-A	Pct	FT-A	Pct	Reb	RPG	Ast	Blk	Stl	Pts	PPG
03-04	11	11-28	.393	9-23	.391	5-11	.455	8	0.7	4	0	1	36	3.3
04-05	24	72-154	.468	57-117	.487	28-37	.757	55	2.3	8	3	11	229	9.5
Career	35	83-182	.456	66-140	.471	33-48	.688	63	1.8	12	3	12	265	7.5




# PLAYER PROFILES

## Jason Vismantas • 35



6'4" • Junior • Highland Park, Ill. • Highland Park

**In 2004-05:** Played in 20 games off the bench ... Averaged 3.4 points and 2.2 rebounds per contest ... Shot 85.7% from the foul line (18 of 21) ... Hit his last 16 free throw attempts of the season ... Scored double figures on two occasions, both on the road ... Tallied a career-high 11 points at Brandeis (1/30/05) ... Finished with 10 points at Denison (12/18/04) ... Grabbed a career-best five rebounds three times ... Earned UAA All-Academic Recognition Award ... **In 2003-04:** Saw limited action in seven games ... Collected six points and five rebounds ... **High School:** Attended Highland Park (Ill.) High School ... Played for coach Paul Harris ... Helped lead Highland Park HS to a 17-10 mark as a senior ... Averaged 15 points and six rebounds per contest ... Served as co-captain ... Earned team MVP, all-conference, and scholar-athlete accolades ... Was a member of the 2002 IHSA Class



AA state tournament elite eight team ... Was an Illinois State Scholar ... **Personal:** Majoring in economics ... Son of Ray and Terry Vismantas.

### Career Statistics

Year	GP	FG-A	Pct.	3FG-A	Pct.	FT-A	Pct.	Reb	RPG	Ast	Blk	Stl	Pts	PPG
03-04	7	1-6	.167	0-0	.000	4-6	.667	5	0.7	1	0	1	6	0.9
04-05	20	24-70	.343	1-10	.100	18-21	.857	44	2.2	5	3	6	67	3.4
Career	27	25-76	.320	1-10	.100	22-27	.815	49	1.8	6	3	7	73	2.7

## Brandon Woodhead • 4



6'2" • Junior • Lincoln, Neb. • East

**Owns a career free throw percentage of .837 ... Boasts the second-highest season free throw percentage in school history ... Has led the Maroons in assists the past two seasons ... Has scored in double digits 16 times ... In 2004-05:** Named to All-UAA team as an honorable mention selection ... Received the UAA All-Academic Recognition Award ... Led the UAA in free throw percentage (.889—second-best in Chicago history) and ranked 12th in assists (2.80) ... Shared the team scoring lead with 10.5 points per contest ... Reached double figures on 14 occasions ... Scored 20 or more points twice, including a lifetime-best 21 points against Aurora (11/27/04) ... Handed out a team-high 70 assists ... Matched his career high with seven assists against Wisconsin-Stevens Point (11/21/04) and Denison (12/18/04) ... Hit 40 of his first 42 free throw attempts ... Grabbed a season-high seven rebounds against Carnegie



Mellon (2/20/05) ... **In 2003-04:** Played in all 25 games and started the last 23 ... Was the second-most accurate three-point shooter in the UAA, connecting at a .510 clip (26-for-51) ... Also ranked among the league leaders in assists per game (12th/2.24) and defensive rebounding (13th/3.60) ... Hit multiple three-point field goals nine times ... Made seven of his last nine 3-point attempts of the season (77.8%) ... Led the team with 56 assists ... Registered a 1.27 assist-to-turnover ratio ... Dished out a career-best seven assists against Dominican, Ill. (12/6/03) ... Collected six assists against NYU (2/20/04) ... Averaged 4.7 points per game ... Scored in double digits on four occasions ... Tallied a season-high 12 points against Emory (1/18/04) ... Ranked third on the club in rebounding (4.0) and second in defensive rebounds (90) ... Grabbed six or more boards five times ... Posted a career-best nine rebounds against Brandeis (1/23/04) ... Had a team season-high five steals against Madonna ...

**High School:** Attended Lincoln East (Neb.) High School ... Played for coach Ed McPherrin ... Helped lead Lincoln East HS to a 12-8 record and district second place finish in 2003 ... Averaged 8.6 points, 4.2 assists, and 3.4 steals per game as a senior ... Served as team captain ... Named all-city second team and honorable mention all-state ... Selected to Nebraska Coaches Association Senior All-Star Team ... Academic all-state ... **Personal:** Majoring in economics ... Son of Kent and Barbara Woodhead.

### Career Statistics

Year	GP	FG-A	Pct.	3FG-A	Pct.	FT-A	Pct.	Reb	RPG	Ast	Blk	Stl	Pts	PPG
03-04	25	38-84	.452	26-51	.510	16-23	.696	99	4.0	56	6	21	118	4.7
04-05	25	95-218	.436	16-59	.271	56-63	.889	86	3.4	70	1	14	262	10.5
Career	50	133-302	.440	42-110	.382	72-86	.837	185	3.7	126	7	35	380	7.6

## Matt Corning • 11



6'4" • Sophomore • Wauconda, Ill. • Mundelein

**In 2004-05:** Missed the season with an injury ... **High School:** Attended Mundelein (Ill.) High School ... Played for coach Perry Wilhelm ... Three-year varsity letter winner ... Averaged 22.7 points, 10.5 rebounds, and 4.0 assists per game as a senior ... Team captain and most valuable player ... Named all-area by Daily Herald and Lakeshore player of the year by Pioneer Press ... Earned all-county player of the year accolades from Waukegan News-Sun ... **Personal:** Majoring in psychology ... Son of Thomas and Kimberly Corning.



## Kirk Ellsworth • 20



6'0" • Sophomore • Saginaw, Mich. • Swan Valley


**In 2004-05:** Missed all but one game with an injury ... **High School:** Attended Swan Valley (Mich.) High School ... Played for coach Ted Szafranski ... Earned four varsity letters ... Helped lead Swan Valley HS to an 18-5 mark and conference and district titles his senior year ... As a senior, averaged 18.1 points, 7.2 assists, and 6.0 rebounds per contest ... Earned AP all-state fourth team recognition ... Finished his career as Swan Valley's career leader in scoring, three-point field goals, and assists ... **Personal:** Majoring in political science ... Son of Kirk and Cindy Ellsworth.

## Nate Hainje • 23



6'5" • Sophomore • Brownsburg, Ind. • Brownsburg

**In 2004-05:** Played in all 25 games and made 14 starts ... Averaged 7.4 points per game ... Scored in double figures on six occasions ... Tallied a career-high 14 points against Illinois Wesleyan (12/4/04) ... Posted his UAA scoring high with 11 points against Rochester (2/18/05) ... Ranked third on the team in rebounding (5.3) and led the club with 91 defensive boards ... Ranked 14th in the UAA with 3.64 defensive rebounds per game ... Grabbed a career-best 11 rebounds against Emory (2/13/05) ... Collected seven or more boards on six occasions ... Had a career-high six assists against Case (2/11/05) ... Shot 72.9% from the foul line and 37.0% from three-point range (27 of 73) ... Hit at least one three-pointer in 20 of 25 outings ... Made a career-best three treys against Rochester (2/18/05) ...



**High School:** Attended Brownsburg (Ind.) High School ... Played for coach Jimmie Howell ... Four-year letter winner ... Helped guide Brownsburg HS to conference and county titles and an 18-4 record ... Averaged 14.5 points, 8.0 rebounds, and 4.5 assists per outing ... Selected to All-Metro West, all-conference, and all-county teams ... Shared team MVP honors ... **Personal:** Major undecided ... Son of Peter Hainje and Mary Martinie.

### Career Statistics

Year	GP	FG-A	Pct.	3FG-A	Pct.	FT-A	Pct.	Reb	RPG	Ast	Blk	Stl	Pts	PPG
04-05	25	62-135	.459	27-73	.370	35-48	.729	133	5.3	36	6	10	186	7.4
Career	25	62-135	.459	27-73	.370	35-48	.729	133	5.3	36	6	10	186	7.4

## Tim Reynolds • 32



6'7" • Sophomore • North Canton, Ohio • Hoover

**In 2004-05:** Was sidelined by injury during the entire campaign ... **High School:** Attended Hoover (Ohio) High School ... Played for coach Randy Montgomery ... Three-time varsity letter winner ... Helped lead Hoover to a 21-1 record and the top spot in the AP poll ... Averaged 11 points, seven rebounds, and three blocked shots per game ... Garnered All-Northeast Ohio, All-Ohio, all-district, and all-league recognition ... **Personal:** Majoring in economics ... Son of Kim and Bonnie Reynolds.



## National Association of Basketball Coaches (NABC) Division III Men's Basketball Statement

Division III men's basketball is a highly competitive level of NCAA intercollegiate athletics. The teams are comprised of student-athletes who maintain unique athletic and academic ability. These student-athletes are representative of their respective academic institutions. They are committed to academic success and the active lives of college students. They place a high priority on their involvement in intercollegiate athletics. They spend countless hours in the effort to improve themselves as basketball players, while striving towards graduation and then towards making significant contributions to their communities. These talented individuals come together to form basketball teams that are focused on the team concept and strive for competitive success. They play basketball with passion. They do not receive scholarships as a result of their athletic talent and rarely strive for a professional athletic career. They play for the joy and self-fulfillment that comes from competing in NCAA Division III basketball.



# PLAYER PROFILES

## Zach Sheline • 33



6'7" • Sophomore • Middleton, Wis. • Middleton

**In 2004-05:** Collected five points and four rebounds in six games off the bench ... Notched career-highs with three points and three rebounds against Denison (12/18/04) ... **High School:** Attended Middleton (Wis.) High School ... Played for coach John Boyle ... Three-year varsity letter winner ... Averaged 11 points and five rebounds per game his junior year ... Helped lead Middleton HS to the sectional semifinals as a junior and the sectional finals during his sophomore campaign ... Received honorable mention all-area and all-conference accolades as a junior ... **Personal:** Major undecided ... Son of Steve and Jane Sheline.



### Career Statistics

Year	GP	FG-A	Pct.	3FG-A	Pct.	FT-A	Pct.	Reb	RPG	Ast	Blk	Stl	Pts	PPG
04-05	6	2-3	.667	0-0	.000	1-1	1.000	4	0.7	0	0	0	5	0.8
04-05	6	2-3	.667	0-0	.000	1-1	1.000	4	0.7	0	0	0	5	0.8


## Adam Machones • 10



6'5" • Freshman  
Duluth, Minn. • Marshall

**High School:** Attended Marshall (Minn.) High School ... Played for coach Todd Clark ... Four-year letter winner ... Averaged 21.3 points, 9.1 rebounds, and 4.1 assists per game as a senior ... Helped lead Marshall HS to a 20-8 record and the Lake Superior Conference championship during his senior season ... Earned all-conference, all-area, and honorable mention all-state recognition three times ... **Personal:** Son of Mike and Melinda Machones.

## Tom Watson • 30



6'8" • Freshman  
Edina, Minn. • Edina

**High School:** Attended Edina (Minn.) High School ... Played for coach Pat Dorsey ... Three-year varsity letter winner ... Averaged 11.6 points, 9.4 rebounds, and 1.4 blocked shots per game as a senior ... Named all-conference two years ... Led Edina HS in blocked shots three consecutive years and was the team's high rebounder for two straight seasons ... **Personal:** Son of George and Mary Watson.



The 2005-06 University of Chicago Maroons



# 2004-05 STATISTICS

## Individual Statistics

Player	GP-GS	FG-FGA	Pct.	3FG-A	Pct.	FT-FTA	Pct.	Reb.	RPG	Ast	TO	Blk	Stl	Pts	PPG
Carmody	25-20	99-200	.495	2-6	.333	63-95	.663	135	5.4	8	31	7	9	263	10.5
Woodhead	25-25	95-218	.436	16-59	.271	56-63	.889	86	3.4	70	66	1	14	262	10.5
Meyer	24-2	72-154	.468	57-117	.487	28-37	.757	55	2.3	8	18	3	11	229	9.5
Waldie	25-25	82-207	.396	14-48	.292	57-81	.704	113	4.5	63	36	15	22	235	9.4
Cuttica	23-23	71-198	.359	30-103	.291	14-22	.636	34	1.5	62	37	1	21	186	8.1
Dolezal	17-16	48-131	.366	12-47	.255	20-34	.588	102	6.0	25	21	17	8	128	7.5
Hainje	25-14	62-135	.459	27-73	.370	35-48	.729	133	5.3	36	33	6	10	186	7.4
Vismantas	20-0	24-70	.343	1-10	.100	18-21	.857	44	2.2	5	14	3	6	67	3.4
Okonkwo	20-0	15-40	.375	1-5	.200	11-16	.688	41	2.1	13	18	1	8	42	2.1
Adams	16-0	8-21	.381	7-17	.412	8-12	.667	5	0.3	12	15	0	3	31	1.9
Todd	24-0	9-20	.450	1-6	.167	11-17	.647	34	1.4	9	14	0	2	30	1.3
Hicks	9-0	3-6	.500	0-2	.000	2-6	.333	8	0.9	2	4	0	0	8	0.9
Sheline	6-0	2-3	.667	0-0	.000	1-1	1.000	4	0.7	0	0	0	0	5	0.8
Ellsworth	1-0	0-0	.000	0-0	.000	0-0	.000	0	0.0	0	0	0	0	0	0.0
Brannon	4-0	0-1	.000	0-1	.000	0-0	.000	0	0.0	0	0	0	1	0	0.0
TEAM								107	4.3		11				
Chicago	25	590-1404	.420	168-494	.340	326-455	.716	901	36.0	313	318	54	115	1674	67.0
Opponents	25	622-1377	.452	133-372	.358	316-462	.684	802	32.1	316	261	92	146	1693	67.7

## Game by Game Results

Overall: 10-15 • UAA: 6-8 • Home: 7-5 • Road: 3-10 • Neutral: 0-0

Date	Opponent	W/L	Score	High Points	High Rebounds
11/20/04	ST. MARY'S (MINN.) #	W	67-50	(15) Waldie	(8) Waldie
11/21/04	UW-STEVENS POINT #	L	58-70	(12) Carmody	(6) Waldie
11/23/04	at Lake Forest	L	43-55	(10) Woodhead	(7) Waldie
11/27/04	AURORA	W	74-73	(21) Woodhead	(6) Carmody, Hainje
11/28/04	at Dominican (ILL.)	W	65-55	(14) Waldie	(8) Carmody
12/1/04	WHEATON (ILL.)	L	55-67	(18) Waldie	(8) Carmody
12/4/04	at Illinois Wesleyan	L	63-78	(14) Hainje, Meyer	(4) Hainje, Woodhead, Vismantas
12/11/04	ST. NORBERT	L	48-62	(10) Cuttica	(9) Hainje
12/14/04	at Kalamazoo	L	63-65	(13) Woodhead	(7) Carmody
12/17/04	at Ohio Wesleyan	L	66-72	(10) Carmody, Hainje, Waldie	(6) Hainje, Todd
12/18/04	at Denison	W	89-64	(15) Waldie	(8) Waldie
1/8/05	WASHINGTON (MO.) *	W	61-56	(14) Dolezal	(7) Dolezal
1/14/05	EMORY *	W	62-57	(13) Waldie	(8) Dolezal
1/16/05	CASE *	W	82-71	(20) Woodhead	(7) Carmody, Dolezal, Waldie
1/21/05	at Carnegie Mellon *	L	72-81	(18) Dolezal	(9) Dolezal, Hainje
1/23/05	at Rochester *	L	52-64	(16) Woodhead	(7) Waldie
1/28/05	at NYU *	L	51-60	(10) Waldie	(9) Dolezal
1/30/05	at Brandeis *	L	75-88	(17) Carmody	(6) Woodhead
2/4/05	BRANDEIS *	W	80-65	(15) Carmody	(9) Carmody
2/6/05	NYU *	W	86-72	(27) Carmody	(7) Hainje
2/11/05	at Case *	W	102-71	(33) Meyer	(7) Waldie, Dolezal, Hainje
2/13/05	at Emory *	L	68-83	(18) Waldie	(11) Hainje
2/18/05	ROCHESTER *	L	59-70	(19) Carmody	(5) Woodhead, Hainje, Dolezal
2/20/05	CARNEGIE MELLON *	L	73-75	(19) Carmody	(9) Dolezal
2/26/05	at Washington (Mo.) *	L	60-69	(16) Carmody	(13) Carmody

Home games in CAPS

# Midway Classic

\* UAA game



## Standings

Team	UAA			Overall		
	W	L	Pct.	W	L	Pct.
Rochester	12	2	.857	25	5	.833
Carnegie Mellon	10	4	.714	19	7	.731
Washington (Mo.)	8	6	.571	16	9	.640
Brandeis	7	7	.500	14	11	.560
Chicago	6	8	.429	10	15	.400
Emory	6	8	.429	15	10	.600
NYU	6	8	.429	16	10	.615
Case	1	13	.071	5	20	.200

## Individual Statistical Leaders

### Scoring

	G	FG	3FG	FT	PTS	PPG
Fawsett, Chase - Emory	25	182	6	97	467	18.7
Hauben, Seth - Rochester	30	225	1	106	557	18.6
Barlow-Wilcox, Clayton - CMU	26	187	0	107	481	18.5
Oren, Carson - Case	25	163	32	99	457	18.3

### Rebounding

	G	OFF	DEF	TOT	RPG
Hauben, Seth - Rochester	30	143	220	363	12.1
Barlow-Wilcox, Clayton - CMU	26	93	119	212	8.2
Lambert, Bryan - Brandeis	25	52	143	195	7.8
Fawsett, Chase - Emory	25	79	110	189	7.6

### Field Goal Percentage

	G	FG	FGA	PCT
Boone, Jason - NYU	26	120	196	.612
Falcon, Daniel - NYU	24	84	142	.592
Barlow-Wilcox, Clayton - CMU	26	187	317	.590
Hollins, Anthony - Washington	25	111	199	.558

### Free Throw Percentage

	G	FT	FTA	PCT
Woodhead, Brandon - Chicago	25	56	63	.889
Ferderigos, Spiros - Emory	25	88	103	.854
Rexhepi, Florian - Brandeis	25	55	67	.821
Allen, Rashawn - Emory	25	101	126	.802

### 3-Point Field Goal Percentage

	G	3FG	3FGA	PCT
Meyer, Jesse - Chicago	24	57	117	.487
Ferderigos, Spiros - Emory	25	30	62	.484
Hall, Jeff - Emory	25	91	194	.469
Oren, Carson - Case	25	32	69	.464

### 3-Point Field Goals

	G	3FG	3FGPG
Hall, Jeff - Emory	25	91	3.64
Janecek, Jimmy - NYU	26	75	2.88
McAllister, Brendan - Rochester	30	82	2.73
Meyer, Jesse - Chicago	24	57	2.38

### Assists

	G	AST	APG
Stone, Scott - Washington	25	118	4.72
Graves-Fulgham, Kwame - Brandeis	25	113	4.52
Allen, Rashawn - Emory	25	103	4.12
Sallee, Jeremy - Case	24	95	3.96

### Steals

	G	STL	SPG
Goren, Eliot - Carnegie Mellon	26	46	1.77
Sallee, Jeremy - Case	24	42	1.75
Hauben, Seth - Rochester	30	48	1.60
Ferderigos, Spiros - Emory	25	40	1.60

### Blocked Shots

	G	BLK	BPG
Grunst, Mike - Washington	24	63	2.62
Boone, Jason - NYU	26	43	1.65
Gonzalez, Greg - Carnegie Mellon	26	37	1.42
Gilkerson, Jeff - NYU	26	29	1.12

## Top Awards

Player of the Year: Seth Hauben, Rochester  
 Rookie of the Year: Florian Rexhepi, Brandeis  
 Coaching Staff of the Year: Carnegie Mellon

## All-UAA First Team

Name	School	Ht	Pos	Yr
Clayton Barlow-Wilcox	Carnegie Mellon	6-4	F	Jr.
Chase Fawsett	Emory	6-6	F	Sr.
Seth Hauben	Rochester	6-6	F	Sr.
Bryan Lambert	Brandeis	6-8	F/C	Sr.
Nate Maurer	Carnegie Mellon	6-6	F	Jr.
Gabe Perez	Rochester	5-11	G	Sr.

## All-UAA Second Team

Name	School	Ht	Pos	Yr
Rashawn Allen	Emory	5-11	G	Sr.
Jason Boone	NYU	6-6	C	So.
Michael Divens	Carnegie Mellon	6-2	G	Sr.
Jeff Gilkerson	NYU	6-8	C/F	Sr.
Jeff Hall	Emory	6-4	F	Jr.
Rob Keller	Washington	6-4	G	Sr.
Scott Stone	Washington	6-1	G	Jr.

## All-UAA Honorable Mention

Clay Carmody, Chicago; Mason Conrad, Case; Steve DeLuca, Brandeis; Daniel Falcon, NYU; Spiros Ferderigos, Emory; Kwame Graves-Fulgham, Brandeis; Funso Lafe, Case; Mike Grunst, Washington; Anthony Hollins, Washington; Jeff Juron, Rochester; Brendan McAllister, Rochester; Jesse Meyer, Chicago; Jon Onyiriuka, Rochester; Florian Rexhepi, Brandeis; Brandon Woodhead, Chicago



Clay Carmody

# YEAR BY YEAR & COACHING RECORDS



## No Conference Affiliation (1903-05)

Year	W-L	Pct.	Coach
1903-04	7-0	1.000	Wilfred Childs
1904-05	9-3	.750	Wilfred Childs




Pat Page

## Big Ten Conference (1905-46)

Year	Overall			Big Ten			Coach
	W-L	Pct.	W-L	Pct.	Place		
1905-06	5-5	.500	3-5	.375	4th	Wilfred Childs	
1906-07	21-2	.913	6-2	.750	1st	Joseph Raycroft	
1907-08	24-2	.923	7-1	.875	1st	Joseph Raycroft	
1908-09	12-0	1.000	12-0	1.000	1st	Joseph Raycroft	
1909-10	10-3	.769	9-3	.750	1st	Joseph Raycroft	
1910-11	13-5	.722	7-5	.583	3rd	John Schommer	
1911-12	12-6	.667	7-5	.583	3rd	Pat Page	
1912-13	20-6	.769	8-4	.667	3rd	Pat Page	
1913-14	19-9	.679	8-4	.667	3rd	Pat Page	
1914-15	20-5	.800	9-3	.750	2nd	Pat Page	
1915-16	15-11	.577	4-8	.333	7th	Pat Page	
1916-17	13-15	.464	4-8	.333	6th	Pat Page	
1917-18	14-10	.583	6-6	.500	4th	Pat Page	
1918-19	21-6	.778	10-2	.833	2nd	Pat Page	
1919-20	27-8	.771	10-2	.833	1st	Pat Page	
1920-21	14-6	.700	6-6	.500	8th	Amos Alonzo Stagg	
1921-22	15-15	.500	5-7	.417	6th	Nelson Norgren	
1922-23	6-9	.400	6-6	.500	6th	Nelson Norgren	
1923-24	11-6	.647	8-4	.667	1st	Nelson Norgren	
1924-25	3-14	.176	1-11	.083	10th	Nelson Norgren	
1925-26	5-11	.313	4-8	.333	8th	Nelson Norgren	
1926-27	6-11	.353	3-9	.250	8th	Nelson Norgren	
1927-28	8-9	.471	5-7	.417	6th	Nelson Norgren	
1928-29	5-11	.313	2-10	.167	9th	Nelson Norgren	
1929-30	5-12	.294	2-10	.167	8th	Nelson Norgren	
1930-31	8-9	.471	4-8	.333	7th	Nelson Norgren	
1931-32	2-15	.118	1-11	.083	10th	Nelson Norgren	
1932-33	2-16	.111	1-11	.083	9th	Nelson Norgren	
1933-34	5-15	.250	2-10	.167	10th	Nelson Norgren	
1934-35	2-18	.100	1-11	.083	10th	Nelson Norgren	
1935-36	6-14	.300	0-12	.000	10th	Nelson Norgren	
1936-37	4-16	.200	0-12	.000	10th	Nelson Norgren	
1937-38	6-12	.333	2-10	.167	10th	Nelson Norgren	
1938-39	9-11	.450	4-8	.333	7th	Nelson Norgren	
1939-40	5-14	.263	1-11	.083	10th	Nelson Norgren	
1940-41	6-14	.300	0-12	.000	10th	Nelson Norgren	
1941-42	2-19	.095	0-15	.000	10th	Nelson Norgren	
1942-43	0-21	.000	0-9	.000	10th	J. Kyle Anderson	
1943-44	1-19	.050	0-8	.000	10th	J. Kyle Anderson	
1944-45	7-8	.467	-	-	-	Nelson Norgren	
1945-46	6-14	.300	0-12	.000	10th	Nelson Norgren	

Year	W-L	Pct.	Coach
1964-65	7-8	.467	Joseph Stampf
1965-66	12-4	.750	Joseph Stampf
1966-67	9-8	.529	Joseph Stampf
1967-68	14-5	.737	Joseph Stampf
1968-69	7-10	.412	Joseph Stampf
1969-70	3-13	.188	Joseph Stampf
1970-71	7-8	.467	Joseph Stampf
1971-72	16-4	.800	Joseph Stampf
1972-73	15-4	.789	Joseph Stampf
1973-74	16-4	.800	Joseph Stampf
1974-75	9-6	.600	Joseph Stampf
1975-76	14-4	.778	John Angelus



Nelson Norgren

## Midwest Conference (East Division 1976-82, North Division 1982-87)

Year	Overall			MWC			Coach
	W-L	Pct.	W-L	Pct.	Place		
1976-77	11-9	.550	3-5	.375	4th	John Angelus	
1977-78	7-12	.368	3-5	.375	4th	John Angelus	
1978-79	8-10	.444	4-6	.400	4th	John Angelus	
1979-80	5-13	.278	1-11	.083	5th	John Angelus	
1980-81	10-9	.526	5-7	.417	3rd	John Angelus	
1981-82	10-10	.500	3-10	.231	4th	John Angelus	
1982-83	10-9	.526	5-8	.385	3rd	John Angelus	
1983-84	11-9	.550	8-6	.571	3rd	John Angelus	
1984-85	13-9	.591	9-5	.643	2nd	John Angelus	
1985-86	8-13	.381	4-10	.286	5th	John Angelus	
1986-87	13-8	.619	8-6	.571	3rd	John Angelus	

## University Athletic Association (1987-present)

Year	Overall			UAA			Coach
	W-L	Pct.	W-L	Pct.	Place		
1987-88	6-15	.286	1-8	.111	8th	John Angelus	
1988-89	7-15	.318	5-8	.385	5th	John Angelus	
1989-90	6-15	.286	3-11	.214	8th	John Angelus	
1990-91	7-17	.292	3-11	.214	9th	John Angelus	
1991-92	7-18	.280	3-11	.214	6th	Pat Cunningham	
1992-93	11-14	.440	5-9	.357	5th	Pat Cunningham	
1993-94	3-22	.120	2-12	.143	6th	Pat Cunningham	
1994-95	11-14	.440	5-9	.357	6th	Pat Cunningham	
1995-96	18-7	.720	11-3	.786	2nd	Pat Cunningham	
1996-97	23-5	.821	13-1	.929	1st	Pat Cunningham	
1997-98	24-3	.889	14-0	1.000	1st	Pat Cunningham	
1998-99	17-8	.680	9-5	.643	2nd	Pat Cunningham	
1999-00	23-4	.852	15-0	1.000	1st	Mike McGrath	
2000-01	24-4	.857	14-1	.933	1st	Mike McGrath	
2001-02	15-10	.600	10-4	.786	3rd	Mike McGrath	
2002-03	15-10	.600	11-3	.786	3rd	Mike McGrath	
2003-04	12-13	.480	8-6	.571	3rd	Mike McGrath	
2004-05	10-15	.400	6-8	.429	5th	Mike McGrath	

## No Conference Affiliation (1946-76)

Year	W-L	Pct.	Coach
1946-47	4-13	.235	Nelson Norgren
1947-48	2-16	.111	Nelson Norgren
1948-49	10-8	.556	Nelson Norgren
1949-50	10-8	.556	Nelson Norgren
1950-51	0-18	.000	Nelson Norgren
1951-52	0-15	.000	Nelson Norgren
1952-53	1-16	.058	Nelson Norgren
1953-54	6-9	.400	Nelson Norgren
1954-55	6-13	.316	Nelson Norgren
1955-56	7-9	.438	Nelson Norgren
1956-57	6-11	.353	Nelson Norgren
1957-58	11-7	.611	Joseph Stampf
1958-59	13-6	.684	Joseph Stampf
1959-60	18-4	.818	Joseph Stampf
1960-61	19-4	.826	Joseph Stampf
1961-62	13-7	.650	Joseph Stampf
1962-63	14-5	.737	Joseph Stampf
1963-64	5-11	.313	Joseph Stampf



Joseph Stampf

## All-Time Coaching Records by Victories

Coach	Years	W	L	Pct.
Joseph Stampf	1957-75	208	118	.638
Nelson Norgren	1921-42, 44-57	186	429	.302
Harlan "Pat" Page	1911-20	161	76	.679
John Angelus	1975-91	146	177	.452
Pat Cunningham	1991-99	114	91	.556
Mike McGrath	1999--	99	56	.639
Joseph Raycroft	1906-10	67	7	.905
Wilfred Childs	1903-06	21	8	.724
Amos Alonzo Stagg	1920-21	14	6	.700
John Schommer	1910-11	13	5	.722
J. Kyle Anderson	1942-44	1	40	.024





## Individual

### Most Points

- Chicago: 33 Scott Fisher (vs. Kalamazoo, 12/16/03)
- Visitor: 35 Bryan Lambert, Brandeis (2/22/04)

### Most Rebounds

- Chicago: 14 Scott Fisher (vs. Case, 1/16/04)
- Visitor: 16 Seth Hauben, Rochester (2/18/05)

### Most Field Goals Made

- Chicago: 9 Clay Carmody (vs. Carnegie Mellon, 2/20/05), (vs. NYU, 2/6/05); Scott Fisher (vs. Rochester, 2/6/04), (vs. Kalamazoo, 12/16/03)
- Visitor: 15 Bryan Lambert, Brandeis (2/22/04)

### Most Field Goals Attempted

- Chicago: 20 Scott Fisher (vs. Emory, 1/18/04)
- Visitor: 23 Bryan Lambert, Brandeis (2/22/04)

### Most 3-Pt. Field Goals Made

- Chicago: 4 Jesse Meyer (vs. Case, 1/16/05); Mike Dolezal (vs. NYU, 2/20/04); Justin Waldie (vs. Dominican, Ill., 12/6/03)
- Visitor: 5 Jim Mack, Springfield (11/23/03)

### Most 3-Pt. Field Goals Attempted

- Chicago: 9 Brian Cuttica (vs. UW-Stevens Point, 11/21/04)
- Visitor: 9 Rashawn Allen, Emory (1/14/05)

### Most Free Throws Made

- Chicago: 15 Scott Fisher (vs. Kalamazoo, 12/16/03)
- Visitor: 9 Bryan Lambert, Brandeis (2/4/05)

### Most Free Throws Attempted

- Chicago: 17 Scott Fisher (vs. Kalamazoo, 12/16/03)
- Visitor: 15 Robert Cates, Southwestern (11/21/04)

### Most Assists

- Chicago: 7 Brandon Woodhead (vs. UW-Stevens Point, 11/21/04), (vs. Dominican, Ill., 12/6/03)
- Brian Cuttica (vs. Carnegie Mellon, 2/8/04)
- Visitor: 8 three players tied

### Most Steals

- Chicago: 4 Justin Waldie (vs. NYU, 2/20/04)
- Visitor: 6 Eliot Goren, Carnegie Mellon (2/8/04)

### Most Blocked Shots

- Chicago: 6 Mike Dolezal (vs. Case, 1/16/04)
- Visitor: 4 Sean Devins, Trinity (Texas) (11/23/03)

## Team

### Most Points

- Chicago: 86 vs. NYU (2/6/05)
- Visitor: 78 Kalamazoo (12/16/03)

### Most Rebounds

- Chicago: 45 vs. Carnegie Mellon (2/8/04)
- Visitor: 41 UW-Stevens Point (11/20/04); Illinois Wesleyan (11/22/03)

### Most Field Goals Made

- Chicago: 32 vs. Denison (11/29/03)
- Visitor: 33 Carnegie Mellon (2/20/05)

### Most Field Goals Attempted

- Chicago: 69 vs. Denison (11/29/03)
- Visitor: 71 Carnegie Mellon (2/20/05)

### Most 3-Pt. Field Goals Made

- Chicago: 12 vs. Brandeis (2/4/05)
- Visitor: 11 Trinity, Texas (11/23/03)

### Most 3-Pt. Field Goals Attempted

- Chicago: 28 vs. Denison (11/29/03)
- Visitor: 27 Washington, Mo. (2/28/04)

### Most Free Throws Made

- Chicago: 26 vs. NYU (2/6/05)
- Visitor: 23 Southwestern (11/21/04)

### Most Free Throws Attempted

- Chicago: 36 vs. NYU (2/6/05)
- Visitor: 40 Southwestern (11/21/04)

### Most Assists

- Chicago: 24 vs. Case (1/16/05)
- Visitor: 19 Springfield (11/23/03)

### Most Steals

- Chicago: 10 vs. NYU (2/20/04)
- Visitor: 13 Carnegie Mellon (2/8/04)

### Most Blocked Shots

- Chicago: 9 vs. Emory (1/14/05)
- Visitor: 13 Trinity, Texas (11/23/03)

## First 5-on-5 Game

On January 18, 1896, Chicago traveled to Iowa City to face the University of Iowa in the first five-on-five intercollegiate game. Chicago defeated the Hawkeyes 15-12.

## Chicago Year by Year at the Ratner Center

Year	Overall			UAA		
	W	L	Pct.	W	L	Pct.
2003-04	10	2	.833	6	1	.857
2004-05	7	5	.583	5	2	.714
<b>Total</b>	<b>17</b>	<b>7</b>	<b>.708</b>	<b>11</b>	<b>3</b>	<b>.786</b>

### vs. Opponent

vs. Opponent	W	L
Aurora	1	0
Brandeis	2	0
Carnegie Mellon	1	1
Case	2	0
Denison	1	0
Dominican (Ill.)	1	0
Emory	2	0
Illinois Wesleyan	0	1
Kalamazoo	1	0
NYU	2	0
Rochester	0	2
St. Mary's (Minn.)	1	0
St. Norbert	0	1
Springfield	1	0
Washington (Mo.)	2	0
Wheaton (Ill.)	0	1
Wisconsin-Stevens Point	0	1

## Chicago "Firsts" in the Ratner Center

### First Game

Illinois Wesleyan 73, Chicago 48 (11/22/03)

### First Win

Chicago 78, Springfield 66 (11/23/03)

### First UAA Game & UAA Win

Chicago 58, Case 54 (1/16/04)

### First Overtime Game

Chicago 83, Kalamazoo 78 (12/16/03)

### First Points

Scott Fisher vs. Illinois Wesleyan (11/22/03) - FG

### First Field Goal

Scott Fisher vs. Illinois Wesleyan (11/22/03)

### First 3-Point Field Goal

Brian Cuttica vs. Illinois Wesleyan (11/22/03)

### First Free Throw

Bryan Fitzgerald vs. Illinois Wesleyan (11/22/03)

### First Rebound

Mike Dolezal vs. Illinois Wesleyan (11/22/03)

### First Assist

Bryan Fitzgerald vs. Illinois Wesleyan (11/22/03)

### First Steal

Justin Waldie vs. Illinois Wesleyan (11/22/03)

### First Blocked Shot

Jon Todd vs. Illinois Wesleyan (11/22/03)



# INDIVIDUAL AND TEAM RECORDS

## Individual

### Most Points

- Career: 2,254 Derek Reich (1999-03)
- Season: 636 Derek Reich (2002-03)
- Game: 44 Derek Reich (v. Southwestern, '02-03)

### Most Rebounds

- Career: 934 Derek Reich (1999-03)
- Season: 293 Gene Ericksen (1962-63)
- Game: 23 Gene Ericksen (v. Carleton, '61-62); (v. UW-Oshkosh, '62-63)

### Most Assists

- Career: 484 Rusty Loyd (1994-98)
- Season: 168 Rusty Loyd (1996-97)
- Game: 17 Rusty Loyd (v. Brandeis, '96-97)

### Most Steals

- Career: 170 Rusty Loyd (1994-98)
- Season: 64 Rusty Loyd (1995-96)
- Game: 7 James Holcomb (v. Wheaton, '90-91); Matt Loucks (v. Oberlin, '94-95)

### Most Blocked Shots

- Career: 136 Craig Kelleher (1995-99)
- Season: 42 Craig Kelleher (1997-98)
- Game: 7 Craig Kelleher (v. CMU, '97-98)

### Most Field Goals Made

- Career: 792 Derek Reich (1999-03)
- Season: 221 Derek Reich (2002-03)
- Game: 19 Bill Lester (v. Aurora, '56-57)

### Most Field Goals Attempted

- Career: 1,485 Derek Reich (1999-03)
- Season: 421 Ali Lejlic (1993-94)



Rusty Loyd

### Highest Field Goal Percentage

- Career: .533 Derek Reich (1999-03)
- Season: .650 Martin Campbell (1965-66)

### Most 3-Point Field Goals Made

- Career: 185 Andy Strommen (1995-99)
- Season: 68 Clint Patterson (1993-94)
- Game: 8 Jesse Meyer (v. Case, '04-05); Clint Patterson (v. Washington, '94-95)

### Most 3-Point Field Goals Attempted

- Career: 433 Jason Milesko (1994-98)
- Season: 193 Clint Patterson (1993-94)
- Game: 14 Clint Patterson (v. NYU, '93-94)

### Highest 3-Point Field Goal Percentage

- Career: .471 Jesse Meyer (2003---)
- Season: .559 Tyler Smithson (2000-01)

### Most Free Throws Made

- Career: 519 Derek Reich (1999-03)
- Season: 156 Derek Reich (2002-03)
- Game: 16 Derek Reich (v. UW-Eau Claire, '00-01)

### Most Free Throws Attempted

- Career: 679 Derek Reich (1999-03)
- Season: 227 Derek Reich (2002-03)
- Game: 21 Fred Dietz (v. Illinois Tech, '68-69)

### Highest Free Throw Percentage

- Career: .817 Larry Liss (1959-63)
- Season: .891 Larry Liss (1961-62)



Jesse Meyer

## Team

### Most Points

- Season: 2,048 (2000-01)
- Game: 137 (v. Grinnell, '95-96)

### Most Rebounds

- Season: 982 (1995-96)
- Game: 60 (v. Illinois College, '94-95)

### Most Assists

- Season: 437 (1996-97)
- Game: 31 (v. Grinnell, '95-96); (v. Grinnell, '94-95)

### Most Steals

- Season: 237 (1994-95)
- Game: 16 (v. Brandeis, '97-98); (v. Oberlin, '94-95)

### Most Blocked Shots

- Season: 80 (1999-00)
- Game: 9 (v. Emory, '04-05); (v. Thiel, '02-03); (v. Emory, '01-02)

### Most Field Goals Made

- Season: 752 (1996-97)
- Game: 53 (v. National, '72-73)

### Most Field Goals Attempted

- Season: 1,638 (1994-95)
- Game: 90 (v. Grinnell, '95-96)

### Highest Field Goal Percentage

- Season: .486 (1972-73)
- Game: .723 (v. Grinnell, '94-95)

### Most 3-Point Field Goals Made

- Season: 230 (2000-01)
- Game: 16 (v. Case, '00-01); (v. Brandeis, '96-97)

### Most 3-Point Field Goals Attempted

- Season: 581 (1999-00)
- Game: 36 (v. Emory, '01-02)

### Highest 3-Point Field Goal Percentage

- Season: .436 (1996-97)
- Game: .833 (v. Emory, '88-89)

### Most Free Throws Made

- Season: 462 (1999-00)
- Game: 40 (v. Principia, '71-72); (v. Valparaiso, '60-61)

### Most Free Throws Attempted

- Season: 603 (2000-01)
- Game: 63 (v. Valparaiso, '60-61)

### Highest Free Throw Percentage

- Season: .783 (1999-2000)
- Game: .950 (v. Johns Hopkins, '99-00)



## Points

<u>Career</u>		
2,254	Derek Reich	1999-03
1,406	Jerry Clark	1970-74
1,334	Aaron Horne	1994-98
1,324	Keith Libert	1981-85
1,303	Frank Edwards	1970-74
1,293	Bill Lester	1954-57
1,283	Matt Krapf	1988-92
1,272	Ali Lejlic	1990-94
1,220	Jay Alley	1975-79
1,126	Craig Kelleher	1995-99

<u>Season</u>		
636	Derek Reich	2002-03
566	Derek Reich	2001-02
565	Derek Reich	2000-01
487	Derek Reich	1999-00
479	Ali Lejlic	1993-94
435	Alexi Giannoulas	1994-95
435	Bill Lester	1956-57
424	Scott Fisher	2003-04
414	Jerry Clark	1973-74
407	Jerry Clark	1972-73

## Scoring Average

<u>Career (min. 50 games &amp; 2 years)</u>		
21.5	Derek Reich	1999-03
19.3	Bill Lester	1954-57
19.3	Jerry Clark	1970-74
18.1	Frank Edwards	1970-74
17.0	Keith Libert	1981-85
16.3	Jay Alley	1975-79
14.1	Martin Campbell	1964-68
14.1	Gary Pearson	1956-60
14.0	Aaron Horne	1994-98
13.9	Matt Krapf	1988-92

<u>Season</u>		
25.5	Bill Lester	1956-57
25.4	Derek Reich	2002-03
22.6	Derek Reich	2001-02
22.6	Jerry Clark	1972-73
20.7	Jerry Clark	1973-74
20.7	Frank Edwards	1972-73
20.2	Derek Reich	2000-01
19.9	Jay Alley	1976-77
19.2	Frank Edwards	1973-74
19.2	Ali Lejlic	1993-94

## Rebounds

<u>Career</u>		
934	Derek Reich	1999-03
840	Gene Ericksen	1959-63
807	Craig Kelleher	1995-99
696	Gary Pearson	1957-60
646	Frank Edwards	1970-74
637	Keith Libert	1981-85
547	Martin Campbell	1964-68
536	Eric Chilenskaskas	1987-91
524	Dave Witt	1983-87
523	Carey Hines	1972-76

<u>Season</u>		
293	Gene Ericksen	1962-63
261	Gene Ericksen	1960-61
260	Gene Ericksen	1961-62
255	Derek Reich	2001-02
250	Gary Pearson	1959-60
248	Gary Pearson	1958-59
241	Derek Reich	2000-01
230	Derek Reich	2002-03
221	Craig Kelleher	1996-97
217	Craig Kelleher	1995-96

## Assists

<u>Career</u>		
484	Rusty Loyd	1994-98
324	Aaron Horne	1994-98
283	Tyler Smithson	1998-02
235	Brian Cuttica	2001-05
222	Jason Sears	1991-94
195	Jon Poyer	1998-02
194	Matt Krapf	1988-92
190	Brett Davis	1988-92
184	Matt Benz	1989-93
178	Justin Slaughter	1998-02

<u>Season</u>		
168	Rusty Loyd	1996-97
155	Rusty Loyd	1997-98
134	Rusty Loyd	1995-96
108	Tyler Smithson	2000-01
101	Jason Sears	1992-93
100	Aaron Horne	1995-96
100	Matt Benz	1992-93
96	Brian Cuttica	2002-03
94	Tyler Smithson	2001-02
88	Aaron Horne	1996-97

## Steals

<u>Career</u>		
170	Rusty Loyd	1994-98
158	Aaron Horne	1994-98
115	Craig Kelleher	1995-99
103	James Holcomb	1987-91
97	Jason Milesko	1994-98
89	Matt Morycz	1994-98
87	Jason Sears	1991-94
84	Eric Chilenskaskas	1987-91
81	Mark Phelan	1986-90
78	Derek Reich	1999-03

<u>Season</u>		
64	Rusty Loyd	1995-96
50	Rusty Loyd	1996-97
45	Jason Sears	1992-93
44	Rusty Loyd	1997-98
42	Aaron Horne	1994-95
42	Jason Sears	1993-94
41	James Holcomb	1990-91
41	James Holcomb	1989-90
40	Aaron Horne	1995-96
39	Aaron Horne	1996-97
39	Matt Morycz	1994-95


## Blocked Shots

<u>Career</u>		
136	Craig Kelleher	1995-99
91	Mike Dolezal	2001-05
80	Eric Chilenskaskas	1987-91
64	Brad Henderson	1998-01
49	Derek Reich	1999-03
34	Mike Agema	1998-01
34	Ali Lejlic	1990-94
30	Matt Morycz	1994-98
29	Tom Redburg	1984-88
27	James Horning	1988-92

<u>Season</u>		
42	Craig Kelleher	1997-98
37	Mike Dolezal	2002-03
36	Brad Henderson	1999-00
32	Craig Kelleher	1995-96
31	Craig Kelleher	1998-99
31	Craig Kelleher	1996-97
31	Eric Chilenskaskas	1990-91
26	Eric Chilenskaskas	1987-88
25	Lin Shannon	1988-89
20	James Horning	1989-90



Brian Cuttica



Mike Dolezal

### Statistics Note

Individual player statistics are incomplete prior to the 1957-58 season. The records listed in this program reflect the years 1958-2004.



# CAREER AND SEASON LEADERS

## Field Goals Made

Career		
792	Derek Reich	1999-03
585	Jerry Clark	1970-74
562	Frank Edwards	1970-74
545	Ali Lejlic	1990-94
541	Keith Libert	1981-85
508	Jay Alley	1975-79
505	Aaron Horne	1994-98
483	Matt Krapf	1988-92
472	Craig Kelleher	1995-99
384	Dave Witt	1983-87

Season		
221	Derek Reich	2002-03
204	Derek Reich	2001-02
201	Ali Lejlic	1993-94
198	Derek Reich	2000-01
184	Jerry Clark	1973-74
177	Jerry Clark	1972-73
171	Scott Fisher	2003-04
169	Derek Reich	1999-00
168	Frank Edwards	1972-73
160	Ali Lejlic	1992-93

## Free Throws Made

Career		
519	Derek Reich	1999-03
280	Aaron Horne	1994-98
276	Fred Dietz	1965-69
258	Joel Zemans	1959-63
244	Keith Libert	1981-85
244	Gary Pearson	1956-60
236	Jerry Clark	1970-74
219	Matt Krapf	1988-92
211	Gene Ericksen	1959-63
204	Jay Alley	1975-79

Season		
156	Derek Reich	2002-03
137	Derek Reich	2000-01
131	Fred Dietz	1968-69
125	Derek Reich	2001-02
101	Derek Reich	1999-00
97	Aaron Horne	1995-96
94	Gary Pearson	1959-60
91	Alexi Giannoulis	1994-95
83	Gene Ericksen	1962-63
83	Joel Zemans	1960-61

## 3-Pt. Field Goals Made

Career		
185	Andy Strommen	1995-99
171	Jason Milesko	1994-98
154	Clint Patterson	1992-95
151	Derek Reich	1999-03
137	Jim Waichulis	1998-01
128	Brian Cuttica	2001-05
109	Matt Hale	1989-93
105	Rusty Loyd	1994-98
100	Brad Henderson	1998-01
98	Mike Dolezal	2001-05
98	Matt Krapf	1988-92

Season		
68	Clint Patterson	1993-94
67	Clint Patterson	1994-95
66	Andy Strommen	1998-99
61	Jim Waichulis	2000-01
57	Jesse Meyer	2004-05
54	Matt Hale	1992-93
51	Andy Strommen	1997-98
49	Andy Strommen	1996-97
49	Jason Milesko	1995-96
48	Derek Reich	1999-00

## Field Goal Attempts

Career		
1,485	Derek Reich	1999-03
1,221	Jerry Clark	1970-74
1,177	Aaron Horne	1994-98
1,153	Jay Alley	1975-79
1,107	Frank Edwards	1970-74
1,084	Matt Krapf	1988-92
1,056	Ali Lejlic	1990-94
1,049	Keith Libert	1981-85
1,041	Craig Kelleher	1995-99
865	Jason Milesko	1994-98

Season		
421	Ali Lejlic	1993-94
415	Derek Reich	2002-03
381	Derek Reich	2001-02
370	Jerry Clark	1973-74
368	Derek Reich	2000-01
366	Aaron Horne	1995-96
356	Jay Alley	1976-77
355	Jerry Clark	1972-73
351	Aaron Horne	1997-98
347	Scott Fisher	2003-04

## Free Throw Attempts

Career		
679	Derek Reich	1999-03
470	Joel Zemans	1959-63
456	Aaron Horne	1994-98
406	Fred Dietz	1965-69
403	Keith Libert	1981-85
401	Craig Kelleher	1995-99
396	Gary Pearson	1956-60
338	Matt Krapf	1988-92
332	Gene Ericksen	1959-63
324	Gerry Clark	1970-74

Season		
227	Derek Reich	2002-03
188	Fred Dietz	1968-69
177	Derek Reich	2000-01
166	Aaron Horne	1995-96
160	Joel Zemans	1960-61
158	Derek Reich	2001-02
154	Gary Pearson	1959-60
133	Gary Pearson	1958-59
130	Craig Kelleher	1996-97
128	Scott Fisher	2003-04
128	Aaron Horne	1997-98

## 3-Pt. FG Attempts

Career		
433	Jason Milesko	1994-98
416	Clint Patterson	1992-95
413	Brian Cuttica	2001-05
407	Andy Strommen	1995-99
353	Jim Waichulis	1998-01
344	Derek Reich	1999-03
293	Matt Hale	1989-93
280	Matt Krapf	1988-92
279	Mike Dolezal	2001-05
264	Rusty Loyd	1994-98

Season		
193	Clint Patterson	1993-94
171	Clint Patterson	1994-95
152	Jim Waichulis	2000-01
150	Andy Strommen	1998-99
137	Matt Hale	1992-93
125	Jason Milesko	1995-96
123	Brian Cuttica	2003-04
117	Jesse Meyer	2004-05
115	Andy Strommen	1997-98
114	Jon Poyer	2001-02

## Field Goal Percentage

Career (min. 750 attempts & 2 years)		
.533	Derek Reich	1999-03
.516	Ali Lejlic	1990-94
.516	Keith Libert	1981-85
.508	Frank Edwards	1970-74
.479	Jerry Clark	1970-74
.473	Rob Omiecinski	1982-86
.472	Rusty Loyd	1994-98
.456	Matt Morycz	1994-98
.453	Craig Kelleher	1995-99
.446	Matt Krapf	1988-92

Season (min. 5 attempts per game)		
.650	Martin Campbell	1965-66
.615	Eric Chilenskaskas	1990-91
.582	Ali Lejlic	1992-93
.578	Mark Phelan	1989-90
.565	Martin Campbell	1964-65
.560	Carey Hines	1975-76
.558	Peter Leinroth	1979-80
.556	Eric Chilenskaskas	1987-88
.550	Dave Witt	1983-84
.546	Martin Campbell	1967-68

## Free Throw Percentage

Career (min. 150 attempts & 2 years)		
.817	Larry Liss	1959-63
.810	Mike Clifford	1983-87
.806	Rob Omiecinski	1982-86
.799	Dan Hayes	1974-78
.787	Tyler Smithson	1998-02
.771	Jon Poyer	1998-02
.767	Jay Alley	1975-79
.764	Derek Reich	1999-03
.745	Dave Witt	1983-87
.737	Tom Redburg	1983-88

Season (min. 2.5 attempts per game)		
.891	Larry Liss	1961-62
.889	Brandon Woodhead	2004-05
.875	Tyler Smithson	2001-02
.863	Derek Reich	1999-00
.847	Doug Petersen	1965-66
.829	Mike Clifford	1986-87
.820	Larry Liss	1962-63
.808	Brad Henderson	1999-00
.797	Dave Witt	1986-87
.795	Jon Poyer	2001-02

## 3-Pt. FG Percentage

Career (min. 100 attempts & 2 years)		
.471	Jesse Meyer	2003----
.469	Tyler Smithson	1998-02
.455	Andy Strommen	1995-99
.440	Derek Reich	1999-03
.414	Matt Loucks	'92-95, '00-01
.414	Matt Morycz	1994-98
.405	Kurt Riemer	1996-00
.398	Rusty Loyd	1994-98
.397	Brad Henderson	1998-01
.395	Jason Milesko	1994-98

Season (min. 1.5 attempts per game)		
.559	Tyler Smithson	2000-01
.527	Andy Strommen	1996-97
.511	Jon Poyer	2000-01
.510	Brandon Woodhead	2003-04
.487	Jesse Meyer	2004-05
.478	Alexi Giannoulis	1994-95
.475	Derek Reich	1999-00
.467	James Horning	1991-92
.458	Matt Loucks	1993-94
.453	Tyler Smithson	2001-02
.453	Matt Krapf	1988-89





# HONORS AND AWARDS

## Rhodes Scholar

Brad Henderson	2001
Edwin Hubble	1910
Sean Mahoney	1984
John McDonough	1928

## NCAA Walter Byers Award

Brad Henderson	2000-01
----------------	---------

## NCAA Postgraduate Scholar


Jerry Clark	1973-74
Aaron Horne	1997-98
Keith Libert	1984-85
Dennis Waldon	1968-69

## Big Ten Era All-American (1903-46)

Bob Birkhoff	1920-21
Fritz Crisler	1924-25
Bill Haarlow	1935-36
Bill Haarlow	1934-35
Paul Hinkle	1919-20
Arthur Hoffman	1909-10
Albert Houghton	1906-07
James Ozanne	1904-05
Pat Page	1909-10
Pat Page	1908-09
Pat Page	1907-08
John Schommer	1908-09
John Schommer	1907-08
John Schommer	1906-07

## NCAA College Division All-American (1946-1974)

Jerry Clark	1973-74
Gene Ericksen	1962-63
Joel Zemans	1961-62
Joel Zemans	1960-61



Jerry Clark

## NCAA Division III Player of the Year

Derek Reich	2002-03
-------------	---------

## NCAA Division III All-American (1974-present)

Aaron Horne	1997-98
Rusty Loyd	1997-98
Derek Reich	2002-03
Derek Reich	2001-02
Derek Reich	2000-01

## NCAA Division III Statistical Champion

Andy Strommen	1996-97*
---------------	----------

\*3-point field goal percentage

## All-Midwest Conference (1976-87)

Jay Alley	1978-79
Jay Alley	1977-78
Jay Alley	1976-77
Mike Clifford	1986-87
Mike Clifford	1984-85
Kenneth Jacobs	1979-80
Keith Libert	1984-85
Keith Libert	1983-84
Keith Libert	1982-83
Keith Libert	1981-82
Nick Merigioli	1984-85
Rob Omiecinski	1985-86
Rob Omiecinski	1984-85
Tom Redburg	1986-87
Bret Schaefer	1978-79
Dave Witt	1985-86



Andy Strommen

## UAA Player of the Year

Derek Reich	2002-03
Derek Reich	2001-02
Derek Reich	2000-01
Derek Reich	1999-90
Andy Strommen	1998-99

## All-UAA (1987-present)

Mike Agema	2000-01	h.m.
Clay Carmody	2004-05	h.m.
Mike Dolezal	2003-04	h.m.
Mike Dolezal	2002-03	h.m.
Scott Fisher	2003-04	1st
Scott Fisher	2002-03	2nd
Brad Henderson	2000-01	h.m.
Brad Henderson	1999-00	1st
Alexi Giannoulis	1994-95	2nd
Aaron Horne	1997-98	1st
Aaron Horne	1996-97	2nd
Aaron Horne	1995-96	1st
Aaron Horne	1994-95	h.m.
Craig Kelleher	1998-99	h.m.
Craig Kelleher	1997-98	h.m.
Craig Kelleher	1996-97	1st
Craig Kelleher	1995-96	h.m.
Matt Krapf	1989-90	1st
Matt Krapf	1988-89	2nd
Ali Lejlic	1993-94	1st
Ali Lejlic	1992-93	2nd
Rusty Loyd	1997-98	1st
Rusty Loyd	1996-97	1st
Rusty Loyd	1995-96	2nd
Jesse Meyer	2004-05	h.m.
Matt Morycz	1997-98	1st
Matt Morycz	1996-97	2nd
Jon Poyer	2001-02	2nd
Jon Poyer	2000-01	h.m.
Jon Poyer	1999-00	h.m.
Tom Redburg	1987-88	h.m.
Derek Reich	2002-03	1st
Derek Reich	2001-02	1st
Derek Reich	2000-01	1st
Derek Reich	1999-00	1st
Kurt Riemer	1999-00	2nd
Justin Slaughter	2001-02	h.m.
Tyler Smithson	2001-02	h.m.
Tyler Smithson	2000-01	2nd
Andy Strommen	1998-99	1st
Andy Strommen	1996-97	h.m.
Jim Waichulis	2000-01	1st
Justin Waldie	2003-04	h.m.
Brandon Woodhead	2004-05	h.m.



Henderson



Horne



## Year by Year Champions

Year	Team	UAA Record
1987-88	Washington	9-1
1988-89	Emory	10-3
1989-90	Emory	13-1
1990-91	Washington	12-2
1991-92	Rochester	12-2
1992-93	NYU	12-2
1993-94	NYU	12-2
1994-95	Washington	13-1
1995-96	Washington	13-1
1996-97	Chicago	13-1
1997-98	Chicago	14-0
1998-99	Washington	10-4
1999-00	Chicago	15-0
2000-01	Chicago	14-1
2001-02	Washington	14-0
2002-03	Washington	13-1
2003-04	Rochester	13-1
2004-05	Rochester	12-2

## Players of the Year

Year	Player	School
1987-88	Kevin Suiter	Washington
1988-89	Tim Garrett	Emory
1989-90	Tim Garrett	Emory
1990-91	Chris Fite	Rochester
1991-92	Chris Fite	Rochester
1992-93	Charlie Borsheim	Washington
1993-94	Adam Crawford	NYU
1994-95	Kevin Folk	Washington
1995-96	Brent Dalrymple	Washington
1996-97	Jamar Milsap	Rochester
1997-98	Jesse Determan	NYU
1998-99	Andy Strommen	Chicago
	Chris Alexander	Washington
1999-00	Derek Reich	Chicago
2000-01	Derek Reich	Chicago
2001-02	Derek Reich	Chicago
2002-03	Derek Reich	Chicago
2003-04	Seth Hauben	Rochester
2004-05	Seth Hauben	Rochester

## NCAA Division III Tournament

Year	School	Result
1987-88	Washington	National quarterfinals (top 8)
1988-89	Washington	Regional finals (top 16)
1989-90	Rochester Emory	National champion Sectional semifinals (top 12)
1990-91	Rochester Washington	Sectional finals (top 8) Second round
1991-92	Rochester NYU	National runner-up First round
1992-93	NYU	Sectional semifinals (top 16)
1993-94	NYU	National runner-up
1994-95	Washington NYU	Second round Second round
1995-96	Washington NYU	Sectional finals (top 8) Second round
1996-97	Chicago NYU Rochester Washington	Sectional semifinals (top 16) Second round First round First round
1997-98	Chicago NYU	Sectional semifinals (top 16) First round
1998-99	Rochester Washington	First round First round
1999-00	Chicago	Sectional semifinals (top 16)
2000-01	Chicago Washington	Sectional semifinals (top 8) Second round
2001-02	Washington Rochester	Second round National semifinals (top 4)
2002-03	Washington Rochester	Second round Sectional semifinals (top 16)
2003-04	Rochester	Sectional semifinals (top 16)
2004-05	Rochester	National runner-up

## Rookies of the Year

Year	Player	School
2000-01	Andy Larkin	Rochester
2001-02	Seth Hauben	Rochester
2002-03	James Janeczczek	NYU
2003-04	Jason Boone	NYU
2004-05	Florian Rexhepi	Brandeis



Derek Reich



# UAA SINGLE GAME RECORDS

## Individual

### Points

47 Charlie Borsheim, Washington  
(vs. Emory, 2/14/93)

### Field Goals

16 Six players - most recent:  
Funso Lafe, Case  
(vs. Carnegie Mellon, 1/23/04)

### Field Goals Attempted

30 Rashad Williams, Brandeis  
(vs. NYU, 1/12/02)

### 3-Point Field Goals

9 Dustin Tylka, Washington  
(vs. Carnegie Mellon, 1/7/01);  
Mike McGlynn, Brandeis  
(vs. Washington, 2/6/00)

### 3-Point Field Goals Attempted

16 Omri Ayalon, Brandeis  
(vs. Case, 1/30/04);  
Rick Robinson, Washington  
(vs. NYU, 2/16/90)

### Free Throws

19 Charlie Borsheim, Washington  
(vs. Emory, 2/14/93)

### Free Throws Attempted

21 Charlie Borsheim, Washington  
(vs. Emory, 2/14/93);  
Rob Novosel, Case  
(vs. Brandeis, 11/28/92)

### Offensive Rebounds

11 Tim Garrett, Emory  
(vs. Washington, 1/6/89);  
Tim Garrett, Emory  
(vs. Case, 11/21/87)

### Defensive Rebounds

16 David Schaaf, Emory  
(vs. NYU, 2/11/01);  
Andre James, Brandeis  
(vs. Carnegie Mellon, 2/14/92)

### Total Rebounds

24 Greg Belinfanti, NYU  
(vs. Washington, 2/19/95)

### Assists

17 Rusty Loyd, Chicago  
(vs. Brandeis, 1/19/97)

### Blocked Shots

11 David Schaaf, Emory  
(vs. Brandeis, 2/9/01)

### Steals

10 Matt Maguire, Emory  
(vs. Carnegie Mellon, 3/1/98)

## Team

### Points

132 Washington  
(vs. Emory, 2/14/93)

### Field Goals

47 NYU  
(vs. Brandeis, 1/22/93)

### Field Goals Attempted

95 Emory  
(vs. Rochester, 2/17/91)

### Field Goal Percentage

.682 Washington  
(vs. Rochester, 1/2/91)

### 3-Point Field Goals

16 Chicago  
(vs. Case, 2/11/01),  
(vs. Brandeis, 1/19/97);  
NYU  
(vs. Emory, 1/21/05)

### 3-Point Field Goals Attempted

37 Washington  
(vs. Case, 2/13/05)

### 3-Point Field Goal Percentage

.867 Brandeis  
(vs. Washington, 2/23/97)

### Free Throws

42 Case  
(vs. Emory, 12/6/96)

### Free Throws Attempted

49 Case  
(vs. Emory, 12/6/96);  
Washington  
(vs. Emory, 2/14/93)

### Free Throw Percentage (Min. 20 Att.)

.962 NYU  
(vs. Washington, 2/2/01);  
Emory  
(vs. Chicago, 1/4/91)

### Rebounds

64 Emory  
(vs. Carnegie Mellon, 2/15/02)

### Assists

31 Rochester  
(vs. Case, 12/7/88)

### Blocked Shots

15 Brandeis  
(vs. Emory, 2/7/92)

### Steals

24 Emory  
(vs. Case, 1/11/03);  
Washington  
(vs. Case, 2/8/02)

## Two Teams

### Points

243 Washington (132)  
vs. Emory (111)  
2/14/93

### Field Goals

89 NYU (47)  
vs. Brandeis (42)  
1/22/93

### Field Goals Attempted

165 NYU (90)  
vs. Brandeis (75)  
1/22/93

### 3-Point Field Goals

27 Brandeis (14)  
vs. Emory (13)  
2/1/04

### 3-Point Field Goals Attempted

59 Carnegie Mellon (27)  
vs. Washington (32)  
1/27/02

### Free Throws

70 Emory (29)  
vs. Washington (41)  
2/14/93

### Free Throws Attempted

91 Emory (42)  
vs. Washington (49)  
2/14/93

### Rebounds

110 NYU (47)  
vs. Emory (63)  
1/26/90

### Assists

57 NYU (28)  
vs. Brandeis (29)  
1/22/93

### Blocked Shots

18 NYU (12)  
vs. Case (6)  
1/23/05;  
Brandeis (15)  
vs. Emory (3)  
2/7/92

### Steals

35 Emory (24)  
vs. Case (11)  
1/11/03;  
Case (21)  
vs. Chicago (14)  
1/19/90

Records on this page include statistics from UAA games only.





## The "C" Logo

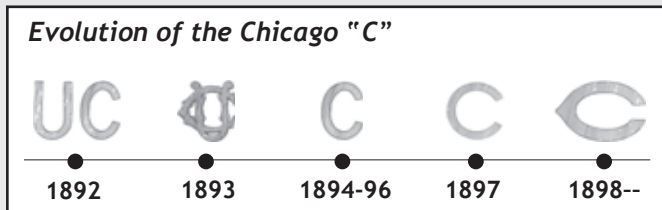
The Chicago athletics teams' emblem underwent several changes during the university's early years.

The first football team in 1892 – the year the university opened – sported no recognizable emblem on its uniforms. In an effort to provide the team with an identity, the letters "UC" were cut out of brown paper and pasted on the players' uniforms.

In the spring of 1893, the emblem was modified into the form of a monogram which was worn by the baseball team.

A single letter was used for the first time in 1894 when the football and track squads displayed an oblong "C" on their uniforms. That emblem remained in existence until 1897 when it was replaced by a "C" in large, round type.

Then in 1898, Maroon teams adopted the Chicago "C" emblem, which has been worn to this day.



## Maroon

Maroon became the University of Chicago's official color at a meeting of students and faculty on May 5, 1894.

Before the University held its first classes on October 1, 1892, the Board of Trustees had selected goldenrod (yellow) as the school color. By 1894, however, Chicago's legendary football coach Amos Alonzo Stagg believed that a change was necessary.

"The yellow ran, soiled easily, and had a regrettable symbolism which our opponents might not be above commenting upon," said Stagg in his autobiography, *Touchdown!*

Because maroon was not already in use by any major school in the Midwest, Stagg and his associate J.E. Raycroft brought a selection of maroon shades to the 1894 meeting of students and faculty. From those ribbons, a choice was made, and the baseball team appeared in that color during its final games of the 1894 season.



The Phoenix

## Maroons

On July 21, 1894, the first mention of a University of Chicago athletic team as "Maroons" appeared in a baseball article in the *Chicago Tribune*. Chicago sports teams have used the nickname ever since.

## The Phoenix

While "Maroons" is the official nickname of Chicago's sports teams, the Phoenix – which is featured as part of the University's official shield – serves as the school's mascot.


## The Gerald Ratner Athletics Center

Designed by famed architect Cesar Pelli, the Gerald Ratner Athletics Center serves as the home of the University of Chicago basketball, volleyball, and wrestling teams. Completed in the fall of 2003, the 150,000-square-foot facility includes the 1,658-seat basketball competition gymnasium.

The Ratner Center has served as the site of the 2004 University Athletic Association Wrestling Championship and the 2005 University Athletic Association Swimming and Diving Championship. In 2006, the Ratner Center will be the



host venue for the NCAA Division III Great Lakes Regional Wrestling Championship.



In addition to the competition gymnasium, the Ratner Center features a 50-meter x 25-yard swimming pool with a moveable bulkhead; a multilevel fitness facility with cardiovascular exercise equipment, selectorized weight lifting machines, and free weights; a multipurpose dance studio; an auxiliary gymnasium; classroom and meeting room space; permanent and day lockers and locker rooms; the University of

Chicago Athletics Hall of Fame; and the athletic department offices.

In its first year of operation, the \$51 million facility received awards from the American Council of Engineering Companies, the American Institute of Steel Construction, and the Consulting Engineers Council of Illinois for its excellence in engineering and design. Among the notable features of the two-story facility is a roof is suspended by cables attached to five masts that peak 100 feet from the ground.

The Ratner Athletics Center is named in honor of Gerald Ratner (A.B.'35, J.D.'37), who was an outfielder for Chicago during its days as a member of the Big Ten Conference.

