



WISCONSIN MEN'S BASKETBALL

2011-12 RECORD BOOK

(Updated as of March 7, 2012)



2011-12 Wisconsin Men's Basketball Schedule

Day	Date	Opponent	Time	TV
SAT.	NOV. 5	UW-STEVENS POINT (Exhibition)	7/8 PM	BTN.com
SAT.	NOV. 12	KENNESAW STATE	Noon	BTN.com
WED.	NOV. 16	COLGATE	7 PM	ESPN3.com
SAT.	NOV. 19	WOFFORD (CIC)	7 PM	ESPN3.com
TUE.	NOV. 22	UMKC (CIC)	7 PM	BTN/BTN.com
Chicago Invitational Challenge – Hoffman Estates, Ill. (Sears Centre)				
Fri.	Nov. 25	vs. Bradley	8 p.m.	BTN
Sat.	Nov. 26	vs. BYU	7 p.m.	BTN
Wed.	Nov. 30	at North Carolina (ACC/Big Ten Challenge)	8:30 p.m.	ESPN
SAT.	DEC. 3	MARQUETTE	3:30 PM	BTN
WED.	DEC. 7	GREEN BAY	7 PM	ESPN3.com
SAT.	DEC. 10	UNLV	1 PM	BTN
Tue.	Dec. 13	at Milwaukee	7 p.m.	TBD
THU.	DEC. 15	SAVANNAH STATE	7 PM	BTN
FRI.	DEC. 23	MISSISSIPPI VALLEY STATE	4:30 PM	BTN
Tue.	Dec. 27	at Nebraska	8 p.m.	ESPN2
SAT.	DEC. 31	IOWA	NOON	BTN
TUE.	JAN. 3	MICHIGAN STATE	6 PM	ESPN2
Sun.	Jan. 8	at Michigan	12:30.	CBS
Thu.	Jan. 12	at Purdue	6 p.m.	ESPN/2
SUN.	JAN. 15	NEBRASKA	5 PM	BTN
WED.	JAN. 18	NORTHWESTERN	8 PM	BTN
Sun.	Jan. 22	at Illinois	1 p.m.	BTN
THU.	JAN. 26	INDIANA	8 PM	ESPN/2
Tue.	Jan. 31	at Penn State	7 p.m.	BTN
SAT.	FEB. 4	OHIO STATE	1 PM	ESPN/2
Thu.	Feb. 9	at Minnesota	6 p.m.	ESPN/2
Thu.	Feb. 16	at Michigan State	6 p.m.	ESPN/2
SUN.	FEB. 19	PENN STATE	TBD	TBD
Thu.	Feb. 23	at Iowa	8 p.m.	ESPN/2
Sat./Sun.	Feb. 25/26	at Ohio State	TBD	TBD
TUE.	FEB. 28	MINNESOTA	7 PM	BTN
SUN.	MARCH 4	ILLINOIS	TBD	TBD
Thu.-Sun.	March 8-11	Big Ten Tournament (Indianapolis, Ind.)		
Thu.-Sun.	March 15-18	NCAA Tournament (Rounds 2-3)		
Thu.-Sun.	March 22-25	NCAA Tournament (Sweet 16, Elite 8)		
Sat.-Mon.	Mar. 31-Apr. 2	NCAA Final Four & Championship (New Orleans, La.)		

Contents

PERSONNEL

Director of Athletics Barry Alvarez2-3
 Head Coach Bo Ryan4-10
 UW Coaching Records 11
 Assistant Coaches 12-13
 Basketball Support Staff..... 14-15

2011-12 BADGERS

Radio/TV Roster and Photos..... 16
 Roster..... 17
 Pronunciation Guide..... 17
 Player Biographies 18-30
 Player Game-by-Game Stats31-35

2010-11 REVIEW

Results 36
 Final Statistics.....37
 Team Game-by-Game Statistics38-39
 Individual Highs/Lows..... 40
 UW Record When.....40

ALL-TIME RESULTS

Year-by-Year Records.....42-43
 Year-by-Year Statistics.....44-47
 Home Attendance47
 113 Years of Wisconsin Basketball48-54
 Wisconsin's Big Ten Championships..... 54
 All-Time Results 55-70
 All-Time Exhibition Results 70
 All-Time Series Scores 71-90
 UW vs. the Conferences91
 Season Ind. Statistics (Since 1984-85).....92-96
 Game-by-Game Statistics97-106
 UW and the Associated Press Poll 107
 UW vs. Opponents Ranked in AP Poll .. 108-109
 Overtime Games 110
 Comeback Wins 111
 Wisconsin Buzzer Beaters..... 111
 The Last Time It Happened 112-113

TEAM RECORDS

Single Season 115-116
 Single Game 117-118
 Single Half..... 118-120
 Wisconsin's 100-Point Games..... 119
 Scoring Margins..... 120
 UW's Best Starts..... 120
 Winning Streaks 121
 Attendance Records 121

INDIVIDUAL RECORDS

Career 123-125
 Season..... 125-127
 Single Game 128-129
 Triple-Doubles & Double-Doubles..... 129
 Freshman 130-131
 Opponent Records 132
 Kohl Center Records 133-137
 Yearly Statistical Leaders..... 138-141
 1,000-Point Scorers 142-151
 30-Point Performances..... 152

HONORS AND AWARDS

Honors and Awards 153-154
 All-Big Ten..... 154-155
 All-Americans 158-160

HISTORY

Badgers in the NBA Draft 161
 Badgers in the NBA 162
 Badgers Playing Professionally Overseas 162
 Letterwinners..... 163-168
 Past Assistant Coaches..... 169
 All-Time Starting Lineups 170-172
 Past Head Coaches 173-174

KOHL CENTER

Kohl Center 175-176
 Directions to the Kohl Center..... 176
 UW Field House..... 176
 Red Gym..... 176

UW IN THE POSTSEASON

NCAA Tournament Results 178
 All-Time UW NCAA Tournament Roster 179
 NCAA Single-Game Records (Indiv.) 180-181
 NCAA Single-Game Records (Team)..... 181-182
 NCAA Career Records (Indiv.)..... 183
 NCAA Opponent Records 184
 All-Time NCAA Summaries 185-204
 UW in the NIT..... 205
 UW in the Big Ten Tournament 206-208
 UW Big Ten Tournament Records 209-210

MEDIA COVERAGE INFORMATION

Media Relations Contacts 211
 Opposing Media Relations Contacts 212

Director of Athletics Barry Alvarez

Barry Alvarez is entering his eighth year as Director of Athletics at the University of Wisconsin and his fourth without the additional title of head football coach. Alvarez served as A.D. and football coach from 2004-05.

Wisconsin has enjoyed remarkable success during Alvarez's tenure at the head of the athletic department, winning a combined 12 team national titles and 29 conference regular-season or tournament crowns since he took over.

In Alvarez's seven previous seasons as A.D., Wisconsin has finished at least 22nd in the NACDA Director's Cup five times, including a 16th-place finish in 2006-07. That is the second-best finish in school history. Six different teams have won national titles during Alvarez's tenure, including four in the magical 2005-06 season. Ten different teams have been crowned as conference champions, including five in each of the 2005-06, 2006-07 and 2007-08 seasons.

On the academic side, more than 1,000 student-athletes have earned Academic All-Big Ten honors in the last six years. In each of the last two seasons, UW's student-athletes have achieved at least a 3.0 cumulative GPA. And in 2009-10, nine sports either set or tied their highest team grade-point averages for either the fall or spring terms and four had the highest on record for the year.

Alvarez was appointed in the spring of 2008 as one of the chairs of the NCAA's Football Academic Enhancement Group, which was formed to review and recommend improvements for the APR rating. He also serves on the NCAA Football Issues Committee. In addition, Alvarez was named "Person of the Year" by the Big Ten Club of Southern California in 2008. Alvarez was voted into the state of Wisconsin Athletic Hall of Fame and the Rose Bowl Hall of Fame in 2009 and was inducted into the UW Athletics Hall of Fame in 2010.

A member of the College Football Hall of Fame, Alvarez guided Wisconsin's football fortunes for 16 seasons (1990-2005). He has been at the forefront of the revival of the Badger athletic program during his entire tenure in Madison. He piloted Wisconsin to three Big Ten and Rose Bowl titles (including back-to-back in 1998-99) en route to becoming the winningest football coach in school history (118-73-4 record).

Alvarez was just the 10th coach in Big Ten history to win 100 games at one conference institution. His 8-3 (.727) record in bowl games with the Badgers is the best in college football history (among coaches with at least 11 bowl appearances). The 1993 national coach of the year, he was a two-

time (1993 and 1998) Big Ten coach of the year and a finalist for ESPN's coach of the decade (1990s) honor. He received the Victor Award's 1999 National Coach of the Year accolade and was the 2004 AFCA Region 3 Coach of the Year.

Alvarez retired from coaching at the conclusion of the 2005 season in order to concentrate solely on running the Division of Intercollegiate Athletics. He has made a lasting impression on the Wisconsin sports scene. His well-documented turnaround of the once-moribund Badger football program has helped to allow the school's entire athletic department to blossom into one of the nation's finest and most respected organizations in college sports.

When Alvarez arrived in Madison in 1990, Wisconsin had compiled a 9-36 record during the previous four seasons and attendance at Camp Randall Stadium had dipped to an average of 41,734 per game (54 percent of capacity). The program sorely needed a boost and got it when new Director of Athletics Pat Richter hired Alvarez from Notre Dame, where he had been an assistant coach under Lou Holtz.

Over the next 16 seasons Alvarez transformed the football program and, subsequently, the culture of athletics at the UW. The success of the football program ignited and heightened interest in Badger sports. Alvarez's list of accomplishments at Wisconsin is remarkable. Consider just a few of the most notable ...

- winningest coach in school history (record of 118-73-4, .615)
- highest bowl winning percentage of all-time (8-3, .727)
- coached three Big Ten and Rose Bowl champions
- only Big Ten coach ever to win the Rose Bowl in consecutive seasons
- just the 10th coach in Big Ten history with 100 victories at one conference institution
- coached five national award winners, including Ron Dayne (Heisman, Doak Walker, Maxwell), Jamar Fletcher (Jim Thorpe) and Kevin Stemke (Ray Guy)
- guided UW to back-to-back Big Ten titles in 1998 and 1999 (hadn't happened at Wisconsin since 1896-97)
- coached four of the five winningest teams in school history
- named national coach of the year in 1993; Big Ten Coach of the Year in 1993 and 1998; Victor Award's 1999 National Coach of the Year; and 2004 AFCA Region 3 Coach of the Year.

Alvarez's coaching career began at the high school level. He served as an assistant at Lincoln (Neb.) Northeast High from 1971-73 before taking over as head coach at Lexington (Neb.) High from 1974-75. His last prep coaching stop was at Mason City (Iowa) High where he was head coach from 1976-78 and where his team won a 4A state title in his final year.

Iowa's Hayden Fry hired Alvarez as an assistant coach in 1979. The Hawkeyes played in six bowl games (two Rose Bowls) during Alvarez's eight years in Iowa City, compiling a 61-33-1 mark in the process. Alvarez's standout player with the Hawkeyes was LB Larry Station, a two-time All-American and two-time Academic All-American.

Alvarez left Iowa after the 1986 season to become linebackers coach at Notre Dame. He was promoted (linebackers to defensive coordinator to assistant head coach) by Holtz each of his three seasons as the Fighting Irish went 32-5 and won the 1988 national title.

While in South Bend, Alvarez coached All-America linebackers Michael Stonebreaker, Ned Bolcar, Cedric Figaro and Wes Pritchett.

Alvarez grew up in Langeloth, Pa., a small town among the coal mines and steel mills in western Pennsylvania. He starred as a prep linebacker and went on to play at Nebraska (1965-67) for legendary head coach Bob Devaney. Alvarez was the leading tackler for the 1967 Cornhuskers, who led the nation in total defense and created a school-record 40 turnovers. Alvarez played in both the Sugar and Orange Bowls at Nebraska (the Cornhuskers were 25-7 during his three varsity seasons).

Alvarez is a 1969 graduate of the University of Nebraska, where he played linebacker and went on to earn his master's degree. He received a Distinguished Alumnus Award from his alma mater in 2003. Alvarez and his wife, Cindy, were co-campaign chairs in the effort to bring a Gilda's Club (a free support center for families dealing with cancer) to Madison. That facility opened in the fall of 2008. In addition, Alvarez serves on the Board of Directors of the MACC Fund (Midwest Athletes Against Childhood Cancer).

Alvarez and his wife, Cindy, are the parents of three grown children - daughters Dawn and Stacy and son Chad (wife Stephanie). Barry and Cindy are grandparents to Joe and Jake Ferguson; Grace and Jackson Delzer; and Scarlett and Barry John Thomas Alvarez.

Titles during the Alvarez Era

National Championship Teams

2003-04	Women's Lightweight Rowing
2004-05	Women's Lightweight Rowing
2005-06	Men's Cross Country Men's Hockey Women's Hockey Women's Lightweight Rowing
2006-07	Women's Hockey Men's Indoor Track & Field
2007-08	Women's Lightweight Rowing Men's Rowing
2008-09	Women's Hockey Women's Lightweight Rowing
2010-11	Women's Hockey

Conference Championship Teams

2003-04 (from April on)	Men's Track
2004-05	Men's Cross Country Men's Indoor Track Men's Outdoor Track
2005-06	Men's Cross Country Women's Soccer (Tournament) Women's Hockey Men's Indoor Track Men's Outdoor Track
2006-07	Men's Cross Country Women's Hockey Men's Indoor Track Men's Outdoor Track
2007-08	Men's Cross Country Men's Indoor Track Men's Basketball (Reg. Season and Tournament) Women's Lightweight Rowing Men's Rowing
2008-09	Men's Cross Country Women's Hockey (Tournament)
2009-10	Men's Cross Country Women's Rowing Women's Lightweight Rowing
2010-11	Men's Cross Country Football Women's Hockey Women's Lightweight Rowing

Head Coach Bo Ryan

As Bo Ryan enters his 28th season as a head coach in 2011-12 – his 11th atop the Wisconsin program – it's difficult to decide which is more impressive, his incredible longevity or his unparalleled success. It is, however, safe to say that the combination of the two is what elevates Ryan among college basketball's elite.

With a win over Wofford in the 2010 NCAA Tournament, Ryan became the 56th coach in NCAA history to reach the 600-win plateau and one of just nine active Division I coaches to reach that hallowed ground. Ryan's career winning percentage of .763 is second only to North Carolina's Roy Williams among active coaches with 500 wins.

Already a member of the Wilkes College Athletic Hall of Fame (2003) and the Delaware County Chapter of the Pennsylvania Sports Hall of Fame (2008), Ryan will be enshrined into two additional prestigious circles in 2011. A native of Chester, Pa., Ryan will be inducted into the Pennsylvania Sports Hall of Fame this fall. His 34 years of excellence in the state of Wisconsin will also be honored as he rightly takes his place in the Wisconsin Basketball Coaches Association (WBCA) Hall of Fame.

WINNING AT WISCONSIN

Entering his 11th season as head coach at Wisconsin, Ryan has unquestionably established himself and the program among the most prestigious in college basketball.

Presiding over what is arguably the most successful 10-year stretch in UW history, Ryan's teams own:

- A .727 win pct. (242-91) overall
- A .714 win pct. (120-48) in Big Ten play
- A .933 win pct. (152-11) at home
- 5 Big Ten titles
- The 7 winningest seasons in UW history
- 5 players with AP All-America recognition
- 10 NCAA tournaments, three Sweet 16s

With 242 victories at Wisconsin, Ryan ranks third on the school's all-time wins list, and is poised to take over the throne in 2012, surpassing basketball hall of famers Walter Meanwell (246) and Bud Foster (265).

Prior to Ryan's arrival in Madison, Wisconsin had never won more than 22 games in a season. Ryan's teams have *averaged* 24.2 wins in his 10 seasons.

BIG TEN'S BEST

Wisconsin's success in Big Ten play under Ryan is unmatched. His .714 (120-48) winning percentage in conference games is the best of any Big Ten coach in history, surpassing Thad Matta (.708, 85-35) and Bob Knight (.700, 353-151) on the career ledger.

The Ryan File

Personal

Born: Chester, Pa., in 1947

Family

Wife: Kelly; children: Megan, Will, Matt, Brenna, Mairin

Education

Bachelor's degree in business administration from Wilkes (Pa.) University, 1969

Collegiate Coaching Experience

Assistant Coach, Wisconsin (1976-84)
 Head Coach, Wisconsin-Platteville (1984-99)
 Head Coach, Wisconsin-Milwaukee (1999-2001)
 Head Coach, Wisconsin (2001-present)

Collegiate Coaching Record

UW-Platteville (15 seasons): 353-76 (.822)
 UW-Milwaukee (2 seasons): 30-27 (.526)
 Wisconsin (10 seasons): 242-91 (.727)
 27-year career: 625-194 (.763)

In 2010, Ryan earned his 100th Big Ten win, tying legendary Indiana coach Branch McCracken as the second-fastest coach in conference history to record 100 Big Ten wins, doing so in 140 games. Only Knight did it faster (131 games).

In 2002, Ryan's first season, Wisconsin earned a share of the Big Ten title for the first time since 1947. The next year, UW won the title outright, securing back-to-back championships for the first time since 1923 and 1924. Not to be outdone, Ryan led the Badgers to their first Big Ten tournament title in 2004. In 2008, Ryan and UW doubled up, winning the regular-season and tournament crowns in the same season for the first time in school history.

He is the first coach in conference history to lead a team to at least 11 Big Ten wins in each of his first four seasons. Prior to his arrival in 2001, UW had reached double digit conference wins just 11 times, and only three times since 1941. The Badgers have at least 10 conference wins in nine of Ryan's 10 seasons, including a school-record 16 in 2008.

With Ryan at the helm, the Badgers have posted an above .500 conference record in every season and have never finished outside the top four in the Big Ten standings.

Big Ten Winning Percentage

The coaches with the best all-time winning percentages in Big Ten play (min. 10 years):

Coach (School)	Yrs.	Record	Pct.
1. Bo Ryan (WIS)	11	132-54	.710
2. Bob Knight (IND)	29	353-151	.700
3. Tom Izzo (MSU)	17	194-88	.688
4. Ward Lambert (PUR)	29	228-105	.685
5. Walter Meanwell (WIS)	20	158-80	.660

POSTSEASON PROMINENCE

The Badgers have appeared in the NCAA tournament in each of Ryan's 10 seasons, advancing to four Sweet 16s and the Elite Eight in 2005. Ryan's 14 NCAA tournament wins are a school record, and he is the first coach in UW history to lead a team to multiple Sweet 16 appearances.

Last season, Ryan guided the Badgers to the school's 13th-straight NCAA tournament appearance and its fifth Sweet 16 in the last 12 years. Wisconsin's 25 wins a year ago tied as the third-highest single-season total in school annals and UW reached 13 conference wins for just the fourth time in history.

HOME DOMINANCE

In Ryan's 10 seasons, the Kohl Center has become one of the toughest places to play in America. The Badgers have compiled a 152-11 (.933) home record under Ryan, including a 78-6 (.929) mark in Big Ten games.

Over the last 10 seasons, UW's .933 win percentage ranks as the fourth-best overall home record in the country. Wisconsin enters the 2011-12 season having won 19 consecutive home games, a streak that

ranks fifth in UW history. Ryan's teams also set the school record with 38 straight home wins from Dec. 7, 2002 to Jan. 24, 2005.

REPRESENTING TEAM USA

Ryan was selected to serve as the head coach for Team USA during the 2009 World University Games in Serbia. Appointed by the USA Basketball Men's Junior National Team Committee, chaired by Syracuse's Jim Boeheim, Ryan led some of college basketball's top players into international play in July of 2009. The team brought home the bronze medal after posting a 6-1 record. Ryan's Team USA defeated gold medal-winning Serbia in the second round, but a one-point loss to Russia in the semifinals forced the U.S. into a third-place finish.

Held in high esteem by colleagues, Ryan has previously won two gold medals as an assistant coach, first with Virginia head coach Pete Gillen and the gold medal-winning North squad at the 1993 U.S. Olympic Festival, and also with former Atlanta Hawks coach Lon Kruger and the United States' gold-medal winner at the 1995 World University Games.

Ryan's Head Coaching Record

Year	University	Record	Pct.	Conf.	Record	Place	Postseason
1984-85	UW-Platteville	9-17	.346	WIAC	4-12	7th	
1985-86	UW-Platteville	16-11	.593	WIAC	8-8	5th	NAIA 1st Round
1986-87	UW-Platteville	14-11	.560	WIAC	6-10	T5th	
1987-88	UW-Platteville	24-5	.828	WIAC	14-2	1st	NAIA 3rd Round
1988-89	UW-Platteville	24-5	.828	WIAC	13-3	3rd	NAIA 3rd Round
1989-90	UW-Platteville	26-3	.897	WIAC	15-1	1st	NAIA 3rd Round
1990-91	UW-Platteville	28-3	.903	WIAC	13-3	2nd	NCAA Champion
1991-92	UW-Platteville	27-4	.871	WIAC	13-3	2nd	NCAA 3rd place
1992-93	UW-Platteville	24-4	.857	WIAC	13-3	T1st	NCAA Quarterfinals
1993-94	UW-Platteville	23-5	.821	WIAC	13-3	2nd	NCAA Sweet 16
1994-95	UW-Platteville	31-0	1.000	WIAC	16-0	1st	NCAA Champion
1995-96	UW-Platteville	23-3	.885	WIAC	15-1	1st	NCAA 2nd Round
1996-97	UW-Platteville	24-3	.888	WIAC	14-2	1st	NCAA 2nd Round
1997-98	UW-Platteville	30-0	1.000	WIAC	16-0	1st	NCAA Champion
1998-99	UW-Platteville	30-2	.938	WIAC	15-1	1st	NCAA Champion
1999-00	UW-Milwaukee	15-14	.517	MCC	6-8	T4th	
2000-01	UW-Milwaukee	15-13	.536	MCC	7-7	5th	
2001-02	Wisconsin	19-13	.594	Big Ten	11-5	T1st	NCAA 2nd Round
2002-03	Wisconsin	24-8	.750	Big Ten	12-4	1st	NCAA Sweet 16
2003-04	Wisconsin	25-7	.781	Big Ten	12-4	T2nd	NCAA 2nd Round
2004-05	Wisconsin	25-9	.735	Big Ten	11-5	3rd	NCAA Elite Eight
2005-06	Wisconsin	19-12	.613	Big Ten	9-7	T4th	NCAA 1st Round
2006-07	Wisconsin	30-6	.833	Big Ten	13-3	2nd	NCAA 2nd Round
2007-08	Wisconsin	31-5	.861	Big Ten	16-2	1st	NCAA Sweet 16
2008-09	Wisconsin	20-13	.606	Big Ten	10-8	T4th	NCAA 2nd Round
2009-10	Wisconsin	24-9	.727	Big Ten	13-5	4th	NCAA 2nd Round
2010-11	Wisconsin	25-9	.735	Big Ten	13-5	3rd	NCAA Sweet 16
2011-12	Wisconsin	23-8	.741	Big Ten	12-6	--	--
Career record (28 seasons)		648-202	.762				
Record at UW (11 seasons)		265-99	.728	Big Ten	132-54	.710	

RYAN PRODUCES PROS

Individual success has followed team success as a number of Ryan's players have earned notable honors and gone onto successful professional basketball careers.

Under Ryan's watch, five players have earned AP All-America recognition - Kirk Penney (HM in 2003), Devin Harris (2nd in 2004), Alando Tucker (1st in 2007), Jon Leuer (HM in 2011) and Jordan Taylor (2nd in 2011).

UW has also had a first-team All-Big Ten pick in eight of Ryan's 10 seasons (Penney - 2002-03, Harris - 2004, Mike Wilkinson - 2005, Tucker - 2006-07, Brian Butch - 2008, Leuer and Taylor - 2011).

Harris, the fifth pick in the 2004 NBA Draft, was also named the 2004 Big Ten Player of the Year and was a consensus second-team All-American. He was a finalist for national player of the year and finished second for the Bob Cousy Award. In 2009, Harris was selected for his first NBA All-Star Game after leading the New Jersey Nets with 21.3 points and 6.9 assists per game.

In 2006-07, Tucker became just the third consensus first-team All-American in school history, winning the Big Ten Player of the Year and Senior CLASS awards and joining Kevin Durant of Texas as finalists for every major national player of the year award. Tucker was a first-round pick of the Phoenix Suns in the 2007 NBA Draft.

Last season, Taylor and Leuer became the first duo in UW history to earn first-team All-Big Ten honors in the same season. It was also the first time two Badgers earned All-America mention in the same season. Leuer would go on to be a second-round pick of the Milwaukee Bucks in the 2011 NBA Draft.

During his tenure in Madison, Ryan has coached seven players that have reached the NBA and numerous others who have played professionally overseas or in the NBA Development League.

COACH OF THE YEAR

Bo Ryan and the words Coach of the Year go together like a pick-and-roll. After winning back-to-back Big Ten Coach of the Year honors in his first two seasons at Wisconsin, Ryan burst onto the national coaching landscape when he received the 2007 Clair Bee National Coach of the Year Award, which honors the men's Division I basketball coach who has made the most significant positive contributions to his sport during the preceding year. Ryan also received the Adolph Rupp Cup as the national coach of the year from the Commonwealth Athletic Club of Kentucky. He was also a finalist for a number of other national Coach of the Year awards, including the Naismith Award.

He followed that up by being mentioned as a finalist for a number of national Coach of the Year awards in 2007-08. He was named the Jim Phelan Coach of the Year by collegeinsider.com and was the runner-up to Drake's Keno Davis for AP Coach of the Year. Ryan was also named a finalist for the Phelan Award in 2009-10.

BACK-TO-BACK 30-WIN SEASONS

During the 2006-07 and 2007-08 seasons, Ryan's Badgers put together a remarkable two-year run. Wisconsin became a fixture in the top 10 and was one of just five teams in the country to win at least 30 games in each of those two seasons. UW's 61-11 (.847) record over that span trailed only Memphis, Kansas, North Carolina and UCLA.

The 2007-08 Badgers embarked on a record-setting season, establishing school marks for both wins (31) and conference wins (16). UW won its third Big Ten regular-season title in seven years and added the Big Ten tournament crown, winning both championships in the same season for the first time. A No. 3 seed in the NCAA tournament, Wisconsin advanced to the Sweet 16 for the third time in six years.

The 2007-08 success was built on the tremendous season Wisconsin enjoyed in 2006-07. The Badgers posted a then-school-record 30 wins and also spent 17 weeks ranked in the top 10. On Feb. 19, 2007, the program achieved its first-ever No. 1 ranking. The Badgers' 13 Big Ten wins were then the most in school history and earned them a second-place finish in the conference. Wisconsin was a No. 2 seed in the NCAA tournament, the best seed in school history.

Most Big Ten Victories

The winningest coaches in Big Ten history:

Coach (School)	Wins
1. Bob Knight, IND (1972-2000)	353
2. Gene Keady, PUR (1981-2005)	265
3. Ward Lambert, PUR (1917, '19-45)	228
4. Lou Henson, ILL (1976-96)	214
5. Branch McCracken, IND (1939-43, '47-65)	210
6. Tom Izzo, MSU (1995-11)	196
7. Jud Heathcote, MSU (1976-95)	182
8. Harry Combes, ILL (1948-67)	174
9. Fred Taylor, OSU (1959-76)	158
<i>Walter Meanwell, WIS (1912-17, '21-34)</i>	<i>158</i>
11. Harold Olsen, OSU (1923-46)	154
12. <i>Harold "Bud" Foster, WIS (1935-59)</i>	<i>143</i>
13. Arthur Lonburg, NU (1928-50)	138
14. Bo Ryan, WIS (2002-11)	132
15. Tom Davis, IOWA (1986-99)	125
16. John Orr, MICH (1969-80)	120

RYAN'S EARLY YEARS AT UW

In his first season at the reins of the Badgers program, 2001-02, Ryan led an under-manned UW team to an improbable share of its first Big Ten championship in 55 years. Ryan had to juggle a lineup consisting of only eight scholarship players, including five players that had seen limited or no action on the collegiate level. The team would win 15 of its final 20 regular-season games en route to a share of the Big Ten title.

In just his second season in Madison, Ryan's Badgers set a school record with 24 wins and earned an outright Big Ten title and a trip to the NCAA tournament Sweet 16. The outright conference championship was UW's first since 1947, and the 12 league wins tied a school record set in 1912 and matched in 1914. Ryan earned his second Big Ten Coach of the Year award, becoming the first coach in league history to be so honored in each of his first two seasons.

In 2003-04, Ryan led Wisconsin to a 25-7 mark, setting a school record for wins in a season and posting the school's highest winning percentage since the 1941 team won the NCAA title with a 20-3 mark. UW went on to win the Big Ten tournament for the first time in school history.

In 2004-05, Ryan was named one of 20 finalists for the Naismith Coach of the Year Award. Despite returning just one starter from the previous year's team, he led the Badgers to an appearance in the Elite Eight and a school record-tying 25 wins.

RYAN'S "STUDENT"-ATHLETES

Dating back to his days as a high school teacher, Ryan has always valued the importance of academic success. During his 10 years at Wisconsin, the Badger men's basketball team has routinely posted a cumulative grade point average between 2.9 and 3.1, including a high of 3.04 in the fall of 2008.

On his watch, UW has boasted 37 Academic All-Big Ten honors, a figure that ranks second in the Big Ten (Purdue 39).

GUARDIAN OF THE GAME

Ryan has experience as a Division I head and assistant coach, as well as a Division III head coach and is well-respected throughout the college basketball world. At the 2004 Final Four, he was honored with the NABC Guardians of the Game Award for Service. The goal of the Guardians of the Game program is to focus attention on the positive aspects of basketball and the role coaches play in the lives of student-athletes, in addition to the contributions coaches make to their communities.

In 2009, the NABC presented Ryan with the Outstanding Service Award "for his actions inside and outside the lines of coaching that have distinguished him as a valuable members of his community." Ryan is one of college basketball's most active participants when it comes to improving the game. In the past Ryan has served on the NCAA Division I Men's Basketball Issues Committee and on the Academic Progress Rate committee. Ryan currently serves on the board of directors for both the NABC and the Wisconsin Basketball Coaches Association (WBCA).

RYAN'S TWO SEASONS AT UW-MILWAUKEE

Ryan came to Wisconsin from UW-Milwaukee, where he spent two seasons coaching the Panthers to their first back-to-back winning seasons in eight years. UWM, 8-19 overall the year before Ryan arrived, went 15-14 and 15-13 in Ryan's two years at the controls. The program also experienced a 161-percent home attendance increase in his first season.

FOUR NATIONAL CHAMPIONSHIPS AT UW-PLATTEVILLE

It was during his 15-year tenure at UW-Platteville (1984-99) that Ryan firmly established himself as one of the country's top coaches. He guided the Division III school to a phenomenal 353-76 (.822) overall record and, in his final 12 seasons, the Pioneers:

- Won four national championships (1991, 1995, 1998 and 1999)
- Compiled a 314-37 (.895) record
- Won eight WIAC titles
- Were the winningest NCAA men's basketball team of the 1990s (all divisions) with a 266-26 (.908) record
- Compiled a 30-5 NCAA Division III tournament mark
- Never won fewer than 23 games
- Compiled a 157-7 (.957) home record
- Set the all-time single-season Division III scoring defense mark (47.5 ppg) in 1996-97

Active D-I Coaches with 500 wins

Below is a list of the top five winning percentages among active Division I head coaches with at least 500 career victories (thru 2010-11 season).

Coach (Current School)	Yrs.	Overall	Pct.
1. Roy Williams (N. Carolina)	23	643-163	.798
2. Bo Ryan (Wisconsin)	27	625-194	.763
3. Mike Krzyzewski (Duke)	36	900-284	.760
4. Jim Boheim (Syracuse)	35	856-301	.740
5. Bob Huggins (West Virginia)	29	691-253	.732

UW-PLATTEVILLE'S 'BO RYAN COURT'

On Jan. 27, 2007, the University of Wisconsin-Platteville honored Ryan by naming the Williams Fieldhouse basketball court "Bo Ryan Court."

Ryan was named the NABC Division III Coach of the Year four times and was tabbed the WIAC Coach of the Year on six occasions while at Platteville.

RYAN'S COACHING CAREER BEGINS

Ryan's coaching career began in the fall of 1972 at Brookhaven High School in Delaware County, Pa., where he was hired as a history teacher and head basketball coach.

After just one year at Brookhaven, Ryan began his collegiate coaching career in 1973 at Dominican College of Racine (Wis.). Serving as an assistant under Bill Cofield, the Dominican basketball team went 14-15 that year. That same season, Ryan would earn the first of many Coach of the Year honors in his career – this one coming as head coach of the Dominican baseball team.

In 1974, Ryan moved back to the Philadelphia area to serve as the head basketball coach at Sun Valley High School. He was promptly named Delaware County Coach of the Year in his first season after directing his team to a second-place finish in the Philadelphia Suburban League. His 1975-76 club was the first Sun Valley High team to qualify for the state tournament.

Ryan would move back to the collegiate coaching ranks for good in March of 1976 when Cofield again hired him as as assistant, this time at Wisconsin. Ryan spent eight seasons (1976-84) working under Cofield and Steve Yoder before taking over at UW-Platteville in the spring of 1984.

BO RYAN COACHING TREE

Since Bo Ryan took over at Wisconsin in 2001, four of his former assistant coaches have gone on to take over Division I head coaching positions: Tony Bennett (Washington State and Virginia), Rob Jeter (Milwaukee), Saul Phillips (North Dakota State) and Howard Moore (Illinois-Chicago).

Ryan has also had four former Badger players and staff move on to assistant coaching positions, including Freddie Owens (Montana), Will Ryan (North Dakota State), Sharif Chambliss (Wisconsin video) and Tanner Bronson (St. Louis).

PERSONAL FILE

Ryan was born in December of 1947, just outside of Philadelphia in Chester, Pa. At Chester High School, he was a football teammate of longtime NFL coach Ted Cottrell. He attended Wilkes (Pa.) University, where he starred as a high-scoring guard and earned a bachelor's degree in business administration in 1969. Ryan was inducted into the Wilkes Athletic Hall of Fame in 2003, the Delaware County Chapter of the Pennsylvania Sports Hall of Fame in 2008, and both the Wisconsin Basketball Coaches Hall of Fame and the Pennsylvania Sports Hall of Fame in 2011.

Ryan authored his fourth book in 2008, an autobiography titled: *Another Hill to Climb*. He has also written three books on coaching basketball: *Passing and Catching: A Lost Art*; *How to Run the Swing Offense*; and *Applying and Attacking Pressure*. He has produced five basketball instructional videos as well.

Ryan and his wife, Kelly, have five children: Megan, Will, Matt, Brenna and Mairin. Ryan also has four grandchildren.

Wisconsin All-Time Wins List

OVERALL

Coach (Year)	W	L	Pct.
1. Harold "Bud" Foster (1935-59)	265	267	.498
2. Bo Ryan (2002-11)	265	99	.728
3. Walter Meanwell (1912-17, '21-34)	246	99	.712
4. Steve Yoder (1983-92)	128	165	.437
5. John Erickson (1960-68)	100	114	.467

BIG TEN

Coach (Year)	W	L	Pct.
1. Walter Meanwell (1912-17, '21-34)	158	80	.660
2. Harold "Bud" Foster (1935-59)	143	182	.440
3. Bo Ryan (2002-11)	132	54	.710
4. John Erickson (1960-68)	52	74	.413
5. Steve Yoder (1983-92)	50	130	.278

Wisc. All-Time Win Pct. (min. 5 yrs)

OVERALL

Coach (Year)	W	L	Pct.
1. Bo Ryan (2002-11)	265	99	.728
2. Walter Meanwell (1912-17, '21-34)	246	99	.712
3. James C. Elsom (1898-1904)	25	14	.641
4. Dick Bennett (1996-2000)	93	69	.574
5. Harold "Bud" Foster (1935-59)	265	267	.498

BIG TEN

Coach (Year)	W	L	Pct.
1. Bo Ryan (2002-11)	132	54	.710
2. Walter Meanwell (1912-17, '21-34)	158	80	.660
3. Dick Bennett (1996-2000)	39	45	.464
4. Harold "Bud" Foster (1935-59)	143	182	.440
5. John Erickson (1960-68)	52	72	.413

IN GOOD COMPANY

Bo Ryan has led Wisconsin to success not seen in Madison for a long time, specifically the time of Walter "Doc" Meanwell. A member of the Basketball Hall of Fame, Meanwell coached the Badgers for 20 seasons in the early part of the 20th century (1912-17, '21-34). His teams won eight Big Ten titles and lost just one game during his first three seasons.

Many of the Badgers' accomplishments under Ryan have not been matched since the days of Meanwell. Such as:

- The Badgers' back-to-back Big Ten titles (2002-03) were the first since 1923-24.
- Ryan reached 100 and 200 career victories at Wisconsin faster than anyone in school history besides Meanwell. It took Ryan 138 games to reach 100 wins (Meanwell 111 games) and 275 games to reach 200 wins (Meanwell 261 games).

- UW has gone undefeated at home three times under Ryan (2004, '07, '11), the first since the 1929-30 team went 12-0.

Ryan's Badgers have also accomplished a couple things Meanwell's teams did not.

- The 2002-05 Badgers were the first to win at least 11 conference games four seasons in a row.
- Wisconsin's 120 Big Ten victories over the past 10 seasons are the most in any 10-year span in school history, surpassing the 1909-18 total by 30.
- The 2006-07 Badgers' 21-1 start surpassed Meanwell's 1915-16 team (20-1) for the best start in school history.

Bo Ryan Highlights

- Career record of 625-194 (.763) – second-highest career winning pct. of any active Division I coach with at least 500 wins
- Became the 56th coach in NCAA history to reach 600 career wins with a victory over Wofford in 2010 NCAA Tournament.
- Is a member of four Halls of Fame: Pennsylvania Sports HOF, Delaware County (Pa.) Sports HOF, Wilkes College Athletic HOF and Wisconsin Basketball Coach Association (WBCA) HOF
- Has won 11 conference titles in 27-year career
- 10-year overall record of 242-91 (.727) at UW
- Big Ten record of 120-48 (.714) – best conference winning percentage in Big Ten history (minimum five years coached)
- Has coached the top seven winningest teams in UW history, including school-record 31 wins in 2007-08
- One of just 16 coaches with 120 Big Ten wins
- Tied Branch McCracken as the second-fastest coach to win 100 Big Ten games, doing so in 140 games (Bob Knight did it in 131 games)
- Third in UW history with 242 overall wins (school record is 265) and 120 Big Ten wins (school record is 158)
- 2002 and 2003 Big Ten Coach of the Year
- One of just six coaches in history to earn consecutive Big Ten Coach of the Year honors
- 2004 NABC Guardians of the Game Award for Service
- 2007 Clair Bee Coach of the Year Award
- 2007 Rupp Cup as National Coach of the Year
- 2008 Jim Phelan Coach of the Year
- 2009 NABC Outstanding Service Award
- Has led UW to the NCAA tournament in each of his 10 seasons (four NCAA Sweet 16 appearances, including the 2005 Elite Eight)
- 14 career NCAA tournament victories are most in school history
- Led Wisconsin to three Big Ten titles (2002, 2003, 2008)
- Guided Wisconsin to two Big Ten tournament titles (2004, 2008)
- Led UW to first No. 1 ranking in school history (Feb. 19, 2007)
- Guided UW to just its second-ever win over AP No. 1 team with 71-67 victory over Ohio State on Feb. 12, 2011
- Has led UW to 152-11 (.933) home record, including 78-6 (.929) in Big Ten home contests
- All-time highest winning percentage in Division III history (353-76, .822)
- Led UW-Platteville to four national titles
- Has had just one sub-.500 season in his career (1984-85, his first season at UW-Platteville)
- Only coach in Big Ten history to win at least 11 conference games in each of his first four seasons
- One of four coaches in Big Ten history to win conference titles in each of his first two seasons
- Led the Badgers to first back-to-back conference titles since 1923 and 1924
- Coached Team USA in the World University Games to a bronze medal in the summer of 2009 in Serbia

Ryan's Record vs. Division I Teams

Team	Home	Away	Neut.	Total	Team Home	Away	Neut.	Total
Alabama	1-0	0-1	0-0	1-1	Maryland	1-0	0-1	1-1 2-2
Arizona	0-0	0-0	1-1	1-1	Mercer	1-0	0-0	0-0 1-0
Auburn	0-0	0-0	1-0	1-0	Michigan	9-0	5-5	1-0 15-5
Ball State	0-0	0-1	0-0	0-1	Michigan State	8-1	2-7	3-0 13-8
Belmont	0-0	0-0	1-0	1-0	Michigan Tech	1-0	0-0	0-0 1-0
Bethune-Cookman	1-0	1-0	0-0	2-0	Milwaukee	8-0	3-0	0-0 11-0
Boston College	0-0	0-0	1-0	1-0	Minnesota	8-1	6-3	1-0 15-4
Bradley	0-0	0-0	1-0	1-0	Mississippi Valley St.	1-0	0-0	0-0 1-0
Bucknell	0-0	0-0	1-0	1-0	Missouri State	0-0	0-0	0-1 0-1
Butler	0-2	0-2	0-2	0-6	Nebraska	1-0	1-0	0-0 2-0
BYU	0-0	0-0	1-0	1-0	New Hampshire	1-0	0-0	0-0 1-0
Cal Poly	1-0	0-0	0-0	1-0	Norfolk State	0-0	0-0	1-0 1-0
Cal-State Fullerton	0-0	0-0	1-0	1-0	North Carolina	0-0	0-1	0-1 0-2
Canisius	0-0	0-0	0-1	0-1	North Carolina State	1-0	0-0	1-0 2-0
Central Michigan	0-0	1-0	0-0	1-0	North Dakota	1-0	0-0	0-0 1-0
Chicago State	2-0	1-0	0-0	3-0	Notre Dame	0-0	0-0	0-1 0-1
Cincinnati	0-0	0-1	0-0	0-1	N. Dakota State	0-1	0-0	0-0 0-1
Cleveland State	1-1	1-1	0-0	2-2	Northern Illinois	1-0	0-0	0-0 1-0
Coastal Carolina	1-0	0-0	0-0	1-0	Northern Iowa	0-0	0-0	1-0 1-0
Colgate	1-0	0-0	0-0	1-0	Northwestern	10-0	5-4	0-0 15-4
Coll. of Charleston	1-0	0-0	0-0	1-0	Oakland	1-0	0-0	0-0 1-0
Colorado	1-1	0-0	0-0	1-1	Ohio	1-0	1-0	1-0 3-0
Connecticut	0-0	0-0	0-1	0-1	Ohio State	8-1	5-4	1-3 14-8
Coppin State	2-0	0-0	0-0	2-0	Old Dominion	0-0	0-0	1-0 1-0
Cornell	0-0	0-0	0-1	0-1	Pacific	1-0	0-0	0-0 1-0
Davidson	0-0	0-0	0-1	0-1	Penn State	9-0	7-3	0-1 16-4
Delaware State	1-0	0-0	0-0	1-0	Pennsylvania	1-0	1-0	0-0 2-0
Detroit	3-0	1-1	0-0	4-1	Pepperdine	1-0	0-1	0-0 1-1
Duke	1-0	0-1	0-0	1-1	Pittsburgh	1-0	0-1	0-1 1-2
Eastern Illinois	1-0	0-0	0-0	1-0	Prairie View A&M	1-0	0-0	0-0 1-0
Eastern Kentucky	0-0	0-0	1-0	1-0	Purdue	6-2	2-7	0-0 8-9
E. Washington	1-0	0-0	0-0	1-0	Richmond	0-0	0-0	1-0 1-0
Farleigh Dickinson	1-0	0-0	0-0	1-0	Rutgers	1-0	1-0	0-0 2-0
Florida A&M	1-0	0-0	0-0	1-0	St. John's	0-0	0-0	1-0 1-0
Florida Atlantic	0-0	0-0	1-0	1-0	San Diego	1-0	1-0	1-0 3-0
Florida International	1-0	0-0	0-0	1-0	Savannah State	2-0	0-0	0-0 2-0
Florida State	1-0	0-0	1-0	2-0	South Dakota	1-0	0-0	0-0 1-0
Furman	1-0	0-0	0-0	1-0	Southern	1-0	0-0	0-0 1-0
Gardner-Webb	1-0	0-0	0-0	1-0	SIU-Edwardsville	1-0	0-0	0-0 1-0
Georgia	1-0	1-0	0-0	2-0	Stony Brook	1-0	0-0	0-0 1-0
Georgia Tech	0-0	0-1	0-0	0-1	Temple	0-1	1-0	0-0 1-1
Gonzaga	0-0	0-0	0-1	0-1	Tennessee	1-0	0-0	0-0 1-0
Grambling State	1-0	0-0	0-0	1-0	Texas	0-1	1-0	0-0 1-1
Green Bay	11-0	1-3	1-0	13-3	Texas A&M-CC	0-0	0-0	1-0 1-0
Hawaii	0-0	0-0	0-1	0-1	Texas Southern	1-0	0-0	0-0 1-0
Idaho State	1-0	0-0	0-0	1-0	Troy State	0-0	0-0	1-0 1-0
Illinois	7-3	4-6	3-2	14-11	Tulsa	0-0	0-0	1-0 1-0
Illinois-Chicago	3-0	0-2	0-0	3-2	UC Santa Barbara	1-0	0-0	0-0 1-0
Indiana	9-0	6-2	0-1	15-3	UMKC	1-0	1-0	0-0 2-0
IPFW	2-0	0-0	0-0	2-0	UNC Greensboro	1-0	0-0	0-0 1-0
Iona	0-0	0-0	1-0	1-0	UNC Wilmington	1-0	0-0	0-0 1-0
Iowa	8-1	5-4	1-1	14-6	UNLV	2-0	0-2	0-1 2-3
Iowa State	0-0	0-1	0-0	0-1	Utah	0-0	0-1	0-0 0-1
Kansas State	0-0	0-0	2-0	2-0	Valparaiso	2-0	0-0	0-0 2-0
Kennesaw State	1-0	0-0	0-0	1-0	Virginia Tech	0-0	1-0	0-0 1-0
Kentucky	0-0	0-0	0-1	0-1	Wake Forest	0-1	0-0	0-0 0-1
Lipscomb	1-0	0-0	0-0	1-0	Weber State	0-0	0-0	1-1 1-1
Louisiana Tech	1-0	0-0	0-0	1-0	Western Carolina	1-0	0-0	0-0 1-0
Long Beach State	1-0	0-0	0-0	1-0	Winthrop	1-0	0-0	0-0 1-0
Loyola (Ill.)	2-0	1-1	0-0	3-1	Wisconsin	0-1	0-1	0-0 0-2
Manhattan	0-0	0-0	1-0	1-0	Wofford	2-0	0-0	1-0 3-0
Marquette	4-2	2-3	0-0	6-5	Wright State	2-0	0-2	0-1 2-3
					Xavier	0-0	0-1	0-1 0-2

WISCONSIN COACHING RECORDS

Coach	Tenure	Yrs.	Overall		Pct.	Big Ten		Pct.	Titles
			Won	Lost		Won	Lost		
James C. Elsom	1898-1904	6	25	14	.641	—	—	—	—
Emmett Angell	1905-08	4	43	15	.741	19	5	.792	2 Big Ten
Haskell Noyes	1909-11	3	26	15	.634	18	15	.545	
Walter Meanwell	1912-17, '21-34	20	246	99	.712	158	80	.660	8 Big Ten
Guy Lowman	1812-20	3	34	19	.642	19	17	.528	1 Big Ten
Harold "Bud" Foster	1935-59	25	265	267	.498	143	182	.440	3 Big Ten, 1 NCAA
John Erickson	1960-68	9	100	114	.467	52	74	.413	
John Powless	1969-76	8	88	108	.449	42	78	.350	
Bill Cofield	1977-82	6	63	101	.384	32	76	.296	
Steve Yoder	1983-92	10	128	165	.437	50	130	.278	
Stu Jackson	1993-94	2	32	25	.561	15	21	.417	
Stan Van Gundy	1995	1	13	14	.481	7	11	.389	
Dick Bennett	1996-2000	5	93	69	.574	39	45	.464	
Brad Soderberg	2001	1	16	10	.615	9	7	.563	
Bo Ryan	2002-11	11	265	99	.728	132	54	.709	3 Big Ten, 2 Big Ten Tourney
Totals		113	1437	1134	.559	735	795	.480	

Assistant Coaches

Greg Gard

Associate Head Coach

Greg Gard, a veteran of 18 seasons with Wisconsin coach Bo Ryan, will enter his 11th season on the Badger basketball staff in 2011-12. After spending seven seasons as an assistant coach at Wisconsin, he was named associate head coach in July of 2008.

Gard serves as the Badgers' recruiting coordinator in addition to on-floor coaching duties, opponent scouting and game preparation, and the constructing of future game schedules. He is also the director of the Badger Boys Basketball Summer Camps.

In July of 2010, Gard was named one of the top 25 high-major assistant coaches in college basketball (No. 10). Rivals.com also named Gard one of the nation's top 25 assistant coaches in 2007.

In Gard's 10 seasons in Madison, he has helped pilot the Badgers to three Big Ten regular season titles and two Big Ten tournament championships. UW has made the NCAA tournament in each of Gard's 10 seasons, advancing to the Sweet 16 in 2003, 2008 and 2011 as well as the Elite Eight in 2005.

Gard came to the Badgers after spending the previous two seasons as Ryan's assistant at UW-Milwaukee, where he had responsibilities in scouting, summer basketball camp operations and on-floor coaching, as well as involvement with recruiting.

Previously, Gard served as an assistant coach to Ryan at UW-Platteville from 1993-99. During Gard's years on the Pioneer staff, UW-Platteville compiled a 161-13 (.925) record and won three NCAA Division III titles, five straight Wisconsin Intercollegiate

Athletic Conference (WIAC) championships and appeared in six consecutive NCAA tournaments. In his final year at UW-Platteville, Gard served as Ryan's top assistant in charge of recruiting, camp operations and scouting. He also worked as an advisor in the university's admissions office.

Prior to joining Ryan's staff in Platteville, Gard spent three seasons at Southwestern High School and one at Platteville High School, where he served in junior high and assistant varsity coaching capacities.

Gard is a 1995 graduate of UW-Platteville with a degree in physical and health education. He received a master's degree in counselor education from Platteville in 2007. Gard and his wife, Michelle, have two daughters Mackenzie and Peyton and a son, Isaac.

Gary Close

Assistant Coach

Entering his 25th season in Division I, Gary Close will begin his ninth season with the Badgers in 2010-11. Close was an assistant for 16 years at Iowa and Stanford before joining UW's staff in the spring of 2003.

Among Close's many responsibilities with the Badgers is coordinating UW's player development workouts. The veteran coach was named one of the top 25 assistants in the country by Rivals.com in 2007.

Close spent three years as the head coach of Regina High School in Iowa City, leading the Regals to two state tournament appearances, and as the Director of Basketball Operations for Championship Productions in Ames, Iowa.

Prior to that, he spent 13 years as an assistant at Iowa under Tom Davis. During that time, the Hawkeyes made nine NCAA tournament appearances, advancing to the Sweet 16 twice and the regional final once. At Iowa he coached 13 future NBA players including B.J. Armstrong, Roy Marble, Acie Earl, Matt Bullard, Ricky Davis and Ryan Bowen. A respected shooting coach, Iowa shot better than 48.0 percent from the field five times during Close's tenure, including a school-record .528 in 1987-88.

During his time in Madison, the Badgers have posted the three highest single-season 3-point totals in school history. In 2010-11, the Badgers set a school record with 278 3-pointers made, topping the previous mark of 250 treys in 2004-05. UW also racked up 246 triples in 2009-10.

THE GARD FILE

Hometown

Dodgeville, Wis.

Family

Wife, Michelle; daughters, Mackenzie and Peyton; son, Isaac

Education

B.S., Physical & Health Education, UW-Platteville, 1995
M.S.E., Counselor Education, UW-Platteville, 2007

Coaching Experience

Assistant Coach, Wisconsin (2001-present)
Assistant Coach, Wisconsin-Milwaukee (1999-2001)
Assistant Coach, Wisconsin-Platteville (1993-99)
Assistant Coach, Platteville (Wis.) H.S. (1993-94)
Assistant Coach, Southwestern (Wis.) H.S. (1990-93)

Close was also an assistant for three years under Davis at Stanford. In his first season, Stanford won 19 games, the most at the school since 1961-62.

A veteran of a number of international tours, Close served as the assistant to Davis on a Pac-10 all-star team that toured Australia in 1985. During the summer of 1995, he served as co-head coach for a Big Ten all-star team that toured in Europe.

Under Close's direction in 1996, the People-to-People Sports team became the first American team to win the Malgrat International Tournament in Malgrat, Spain. In 1997, Close coached a team comprised of current and former Iowa players to a perfect 6-0 record on a six-game tour in Germany.

A native of Moorestown, N.J., Close earned a bachelor's degree (1978) and a master's degree (1982) from Arizona State. Close, his wife Kellie and their children Sam and Ellen, live in Middleton.

THE CLOSE FILE

Hometown

Moorestown, N.J.

Family

Wife: Kellie; son: Sam and daughter: Ellen

Education

B.S., Arizona State, 1978

M.S., Arizona State, 1982

Coaching Experience

Assistant Coach, Wisconsin (2003-present)

Head Coach, Regina (Iowa) High School (2000-03)

Assistant Coach, Iowa (1986-99)

Assistant Coach, Stanford (1983-86)

Lamont Paris

Assistant Coach

Lamont Paris begins his second season on the Wisconsin men's basketball coaching staff after being hired on Sept. 10, 2010. A 15-year coaching veteran, Paris joins the Badgers' bench after a six-year stint as an assistant coach at Akron.

"We're extremely excited to add Lamont Paris to our staff," Ryan said. "He is very well respected across the college basketball landscape as one of the top up-and-coming coaches. His track record and combination of personality, background and recruiting make him a great fit for our staff. He has a strong pedigree as a teacher, a coach and in developing players."

In his six seasons at Akron, Paris served as the lead recruiter and helped guide the Zips to a 139-62 (.692) record and 20-win

seasons in each of his final five years. Akron's 23-10 record in 2005-06 marked the school's first 20-win season since 1974-75.

Under his tutelage, Akron garnered four postseason berths, including winning the 2009 MAC Tournament to advance to the 2009 NCAA Tournament. The Zips also made two NIT appearances and played in the 2010 CBI Tournament in his tenure.

During Paris' time, Akron players earned first or second-team All-MAC honors on six different occasions. Romeo Travis earned MAC Player of the Year in 2007 and honorable mention AP All-America honors.

Prior to his stint at Akron, Paris spent four seasons at Indiana University-Pennsylvania (IUP), helping the Indians compile a 82-36 (.695) record and claim two Pennsylvania State Athletic Conference titles. Paris also spent two seasons as an assistant coach at both DePauw (1999-00) and his alma mater, Wooster (1997-98).

Paris is a member of the National Association of Basketball Coaches (NABC) and the Black Coaches Association. He was one of five men's assistant coaches selected to participate in the BCA's "Achieving Coaching Excellence" program in 2007. Additionally in 2007, he was inducted into Kaleidoscope Magazine's Forty-Forty Club, a list consisting of Cleveland's top 40 African-Americans age 40 and under who have made a difference in the community.

A native of Findlay, Ohio, Paris earned a bachelor's degree in business economics from Wooster in 1996 and a master's degree in recreation and sports management from Indiana State in 2000. Paris played four seasons for Wooster and was named the team's MVP and captain for both his junior and senior seasons. He was also an All-North Coast Athletic Conference pick during his last two seasons. During his playing career, the Scots made three trips to the NCAA Division III tournament and won a pair of conference titles.

THE PARIS FILE

Hometown

Findlay, Ohio

Education

B.S., Business-Economics, Wooster, 1996

M.S. Recreation & Sports Mgmt, Indiana St., 2000

Coaching Experience

Assistant Coach, Wisconsin (2010-present)

Assistant Coach, Akron (2005-10)

Assistant Coach, Indiana Univ.-Pennsylvania (2001-04)

Assistant Coach, DePauw (1999-00)

Assistant Coach, Wooster (1997-98)

Basketball Support Staff

Luke Wainwright

Director of Basketball Operations

Luke Wainwright begins his second season as Wisconsin's director of basketball operations for the 2011-12 season. A 2009 graduate of UW, Wainwright is in his sixth year with the Badger basketball program, after serving as a program assistant for the 2009-10 season and a team manager prior to that.

Wainwright also spent three seasons as a manager for the Badgers, including the 2008-09 campaign as head manager. He has worked the Wisconsin Boys Basketball Camps for each of the last four summers.

Wainwright graduated from UW-Madison in 2009 with a bachelor's degree in history.

A native of Verona, Wis., Wainwright spent five seasons as an assistant football coach at his alma mater, Verona High School. Wainwright was a two-time first-team all-conference honoree in basketball and also lettered in football, baseball and golf.

Scott Hettenbach

Strength & Conditioning Coach

Scott Hettenbach embarks on his 17th full season as strength and conditioning coach for the Badger basketball program in 2011-12 and his 18th year overall at the UW.

In the summer of 2007, Hettenbach was promoted to Assistant Director of Strength and Conditioning. In this role, he oversees the performance training programs for all 22 Olympic sports along with supervision of the assistant strength coaches assigned to those athletes, facility scheduling, staff training and student internship curriculum.

A member of the National Strength and Conditioning Association (NSCA), he has worked with 15 different sports during his tenure at the UW, and along with men's basketball, currently directs the performance programs for swimming and diving and golf. He is a Certified Strength and Conditioning Specialist (CSCS). A frequent presenter at basketball camps and clinics, Hettenbach has trained numerous professional, Olympic, NFL, NBA and NHL athletes.

Prior to coming to the UW, Hettenbach coached four sports at Brookfield (Wis.) Central High School. Under his direction, the boys' track team won three conference titles and he was named Woodland Conference Coach of the Year in 1993.

Hettenbach received his bachelor of science degree from the University of Wisconsin-La Crosse while also competing in

the 110-meter and 400-meter hurdles on the track team for three seasons. He also earned his master's degree from UW-La Crosse in exercise science and sport administration.

Hettenbach resides in Madison with his wife, JoDeen, son Scott and daughter Katie.

Henry Perez-Guerra

Athletic Trainer

The 2011-12 season will mark Henry Perez-Guerra's 19th year as an athletic trainer at Wisconsin. His primary responsibilities are with the men's basketball and swimming & diving teams. Prior to coming to the athletic department, Perez-Guerra was employed by the UW Hospital and Clinic's Sports Medicine Center as a trainer in the outreach program.

Perez-Guerra received his bachelor of science in 1985 in physical education, with an emphasis in athletic training from UW-Madison. Following graduation, he spent the summer with the Philadelphia Eagles football club as an athletic training student. In 1995, he completed his master's degree in health education at Wisconsin.

Perez-Guerra moved to Kansas City, Mo. to join Sports Rehabilitation and Physical Therapy Associates as an athletic trainer. He was assigned to the University of Missouri-Kansas City athletic program as the school's first full-time athletic trainer, responsible for all 12 NCAA Division I sports. He also started the sports medicine program from scratch. In addition to his athletic training duties, he taught a class in athletic training injuries for the School of Education and was the head women's tennis coach.

Perez-Guerra is a State of Wisconsin licensed athletic trainer and a certified member of the National Athletic Trainers' Association. He resides in Madison with his wife and two children.

Sharif Chambliss

Video Coordinator

A former team captain at Wisconsin, Sharif Chambliss enters his second season as the Badgers' video coordinator. Chambliss was a two-time honorable mention All-Big Ten point guard, spending three seasons at Penn State and finishing his collegiate career with Wisconsin in 2005.

Prior to coming to UW, Chambliss served as an interim assistant coach at UW-Platteville for the 2009-10 season. He also spent one season coaching at Francis Marion University and served on the staff at

Milwaukee for two seasons under former UW assistant Rob Jeter.

After leading the Nittany Lions in scoring for two seasons, Chambliss transferred to Wisconsin to play for Bo Ryan prior to the 2003-04 season. Chambliss was a member of the Badgers' 2005 Elite Eight team, starting 30 games and leading the team in assists. Following his collegiate career, he played professionally in Portugal for two seasons.

A Racine, Wis., native, Chambliss earned his bachelor of science degree in life science communications from Wisconsin in 2005.

Gary Poels

Equipment Manager

Gary Poels enters his 15th season as equipment manager for the Badgers after working eight seasons with the Green Bay Packers.

Poels has been a member of the Athletic Equipment Managers Association (AEMA) for 18 years and has been a certified equipment manager for 15 years. He is responsible for the inventory and oversees the purchase orders of equipment for men's and women's basketball and men's and women's swimming and diving at Wisconsin.

While with the Packers, Poels assisted with the day-to-day operation of the equipment room. He was with the Packers while five current or future head coaches were on the coaching staff, including Mike Holmgren, Ray Rhodes, Andy Reid, Jon Gruden and Steve Mariucci.

He and his wife, Jodi, have three children: Kyle (10), Lindsey (8) and Jessica (4).

Otto Puls

Assistant Equipment Manager

Otto Puls is beginning his 15th season as an assistant equipment manager for men's basketball. Puls also acts as the official scorekeeper for all home games, a position he has held since 1965. Puls attends all practices and travels with the team. A former Big Ten Conference official in football as well as high school and college basketball referee, Puls officiates during practice. On the road, he is responsible for the team's equipment needs as well as acting as visiting scorekeeper.

A native of Madison and graduate of East High School, Puls graduated from Wisconsin in 1955. He was a two-year letterwinner in baseball and played one season in the Baltimore Orioles farm system.

Puls officiated three sports—baseball, football and basketball—at the high school and college levels. As a 20-year Big Ten football official, he worked 238 games and two Rose Bowls (1977 and 1982). He retired in 1997.

As a basketball official, Puls worked more than 1,160 games, including 14 boys' state high school tournaments and 10 Wisconsin State University playoffs. He was the supervisor of officials for the WSUC from 1983-90.

Puls was inducted into the Wisconsin Basketball Association HOF of Fame in 1996, the Wisconsin Football Coaches Association HOF in 1998 and the Madison Sports HOF in 2000.

Puls worked as a pharmacist in Madison from 1955-96 and still does so part-time. He and his wife, Barbara, have been married for 53 years and live in Middleton. They have three children, Julie, Jeffrey and Joanne and five grandchildren.

A.J. Van Handel

Program Assistant

A.J. Van Handel enters his second season serving as a program assistant for men's basketball and his sixth with the program overall. Van Handel also spent four seasons as a team manager for the Badgers.

A native of Ashwaubenon, Wis., Van Handel earned his bachelor's degree in history and political science from Wisconsin in 2010. In addition to serving as a student assistant coach for two seasons at Ashwaubenon High School, Van Handel has worked the UW Boys Basketball Camps in each of the past five summers.

Peg Cullen

Program Assistant

Peg Cullen begins her 10th season at UW, her alma mater, and eighth working in the Wisconsin men's basketball office.

Her chief duties are supporting the coaching staff in recruiting, scheduling and travel. Cullen has a background in publishing and is responsible for office management.

Cullen and her husband, Michael, have two daughters, Nora (19) and Willa (17).

Laura Strang

Booster Contact

Laura Strang has worked in the men's basketball office at Wisconsin for the past eight-plus years. She assists with planning and administration for the Badger Basketball Boosters and helps with the administration of the Bo Ryan Boys Basketball Camps.

Strang attended UW-Platteville and was in attendance at Pioneer games under the direction of Coach Ryan. She graduated from UWP with a bachelor's degree in English.

Strang and her husband, Tim, have a daughter, Jessica (18) and two sons, Nate (16) and Clay (14).

2011-12 Wisconsin Badgers - Radio/TV Roster



1 Ben Brust
G, So., 6-1, 190
Hawthorn Woods, Ill.



2 Jordan Smith
G, Fr., 6-1, 175
Orono, Minn.



3 George Marshall
G, Fr., 5-11, 180
Chicago, Ill.



5 Ryan Evans
G/F, Jr., 6-6, 210
Phoenix, Ariz.



10 Dan Fahey
G, Jr., 6-3, 195
Chicago, Ill.



11 Jordan Taylor
G, Sr., 6-1, 195
Bloomington, Minn.



12 Traevon Jackson
G, Fr., 6-2, 208
Westerville, Ohio




13 Duje Dukan
F, So., 6-8, 205
Deerfield, Ill.



21 Josh Gasser
G, So., 6-3, 190
Port Washington, Wis.



22 J.D. Wise
G, Jr., 6-0, 185
Milwaukee, Wis.




30 Jarrod Uthoff
F, Fr., 6-8, 200
Cedar Rapids, Iowa



31 Mike Bruesewitz
F, Jr., 6-6, 220
St. Paul, Minn.



32 Evan Anderson
C, Fr., 6-10, 250
Stanley, Wis.



33 Rob Wilson
G/F, Sr., 6-4, 198
Cleveland, Ohio



34 Zach Bohannon
F, Jr., 6-6, 210
Cedar Rapids, Iowa



40 Jared Berggren
F/C, Jr., 6-10, 235
Princeton, Minn.



44 Frank Kaminsky
F, Fr., 6-11, 230
Lisle, Ill.



Bo Ryan
Head Coach
11th season at UW



Greg Gard
Associate Head Coach
11th season at UW



Gary Close
Assistant Coach
9th season at UW



Lamont Paris
Assistant Coach
2nd season at UW



Sharif Chambliss
Video Coordinator
2nd season at UW



Scott Hettenbach
Strength & Conditioning
18th season at UW



Henry Perez-Guerra
Athletic Trainer
19th season at UW



Luke Wainwright
Dir. of Basketball Operations
2nd season at UW

2011-12 Wisconsin Badgers

ALPHABETICAL ROSTER	POS	HT	WT	YR/ELIG	HOMETOWN (HIGH SCHOOL/PREVIOUS)	
32	Anderson, Evan	C	6-10	260	So./Fr.	Eau Claire, Wis. (North)
40	Berggren, Jared**	F/C	6-10	235	Sr./Jr.	Princeton, Minn. (HS)
34	Bohannon, Zach+	F	6-6	210	Jr./Jr.	Marion, Iowa (Linn-Mar/Air Force)
31	Bruesewitz, Mike**	F	6-6	222	Jr./Jr.	St. Paul, Minn. (Henry Sibley)
1	Brust, Ben*	G	6-1	190	So./So.	Hawthorn Woods, Ill. (Mundelein)
13	Dukan, Duje*	F	6-8	205	So./So.	Deerfield, Ill. (HS)
5	Evans, Ryan**	G/F	6-6	210	Sr./Jr.	Phoenix, Ariz. (Hamilton)
10	Fahey, Dan**	G	6-3	195	Jr./Jr.	Chicago, Ill. (St. Ignatius College Prep)
21	Gasser, Josh*	G	6-3	185	So./So.	Port Washington, Wis. (HS)
12	Jackson, Traevon	G	6-2	208	Fr./Fr.	Westerville, Ohio (South)
44	Kaminsky, Frank	F	6-11	230	Fr./Fr.	Lisle, Ill. (Benet Academy)
3	Marshall, George	G	5-11	180	Fr./Fr.	Chicago, Ill. (Brooks)
2	Smith, Jordan	G	6-1	175	Fr./Fr.	Orono, Minn. (HS)
11	Taylor, Jordan***	G	6-1	195	Sr./Sr.	Bloomington, Minn. (Benilde-St. Margaret's)
30	Uthoff, Jarrod	F	6-8	200	Fr./Fr.	Cedar Rapids, Iowa (Jefferson)
33	Wilson, Rob***	G/F	6-4	200	Sr./Sr.	Cleveland, Ohio (Garfield Heights)
22	Wise, J.D.*	G	6-0	185	Jr./Jr.	Milwaukee, Wis. (Whitefish Bay Dominican)

NUMERICAL ROSTER	POS	HT	WT	YR/ELIG	HOMETOWN (HIGH SCHOOL/PREVIOUS)	
1	Ben Brust*	G	6-1	190	So./So.	Hawthorn Woods, Ill. (Mundelein)
2	Jordan Smith	G	6-1	175	Fr./Fr.	Orono, Minn. (HS)
3	George Marshall	G	5-11	180	Fr./Fr.	Chicago, Ill. (Brooks)
5	Ryan Evans**	G/F	6-6	210	Sr./Jr.	Phoenix, Ariz. (Hamilton)
10	Fahey, Dan**	G	6-3	195	Jr./Jr.	Chicago, Ill. (St. Ignatius College Prep)
11	Jordan Taylor***	G	6-1	195	Sr./Sr.	Bloomington, Minn. (Benilde-St. Margaret's)
12	Traevon Jackson	G	6-2	208	Fr./Fr.	Westerville, Ohio (South)
13	Duje Dukan*	F	6-8	205	So./So.	Deerfield, Ill. (HS)
21	Josh Gasser*	G	6-3	185	So./So.	Port Washington, Wis. (HS)
22	J.D. Wise*	G	6-0	185	Jr./Jr.	Milwaukee, Wis. (Whitefish Bay Dominican)
30	Jarrod Uthoff	F	6-8	200	Fr./Fr.	Cedar Rapids, Iowa (Jefferson)
31	Mike Bruesewitz**	F	6-6	222	Jr./Jr.	St. Paul, Minn. (Henry Sibley)
32	Evan Anderson	C	6-10	260	So./Fr.	Stanley, Wis. (Eau Claire North)
33	Rob Wilson***	G/F	6-4	200	Sr./Sr.	Cleveland, Ohio (Garfield Heights)
34	Zach Bohannon+	F	6-6	210	Jr./Jr.	Marion, Iowa (Linn-Mar/Air Force)
40	Jared Berggren**	F/C	6-10	235	Sr./Jr.	Princeton, Minn. (HS)
44	Frank Kaminsky	F	6-11	230	Fr./Fr.	Lisle, Ill. (Benet Academy)

* letters earned at Wisconsin

+ will redshirt in 2011-12

Head Coach: Bo Ryan

Associate Head Coach: Greg Gard

Assistant Coaches: Gary Close and Lamont Paris

Director of Basketball Operations: Luke Wainwright

Strength & Conditioning Coach: Scott Hettenbach

Athletic Trainer: Henry Perez-Guerra

Video Coordinator: Sharif Chambliss

Equipment Managers: Gary Poels and Otto Puls

Program Assistants: Peg Cullen and A.J. Van Handel

Booster Contact: Laura Strang

Pronunciation Guide

Jared Berggren	BURR-grin
Mike Bruesewitz	BREW-za-wits
Duje Dukan	DOO-yay DOOK-in
Dan Fahey	FAY-hee
Josh Gasser	GAH-sir
Traevon Jackson	TRAY-von
Frank Kaminsky	kuh-MIN-sky
Jarrod Uthoff	YOU-doff
J.D. Wise	Like "Eyes"

Player Biographies

11 Jordan Taylor

G • Sr./Sr. • 6-1 • 195

Bloomington, Minn. (Benilde-St. Margaret's)

Senior Jordan Taylor emerged as one of the nation's top all-around players in 2010-11 after earning second-team All-American honors from the AP. Taylor led the nation with a 3.83 assist-to-turnover in 2010-11, scored at a dominant pace and was named to the 2011 Big Ten All-Defensive Team. The Bloomington, Minn. native showed off his scoring prowess, ranking 4th in the Big Ten with 18.1 points per game, including 20.1 points per game in Big Ten play. He has also exhibited the ability to take over late in games, scoring 21 of his 27 points in the 2nd half of a comeback win over No. 1 Ohio State (2/12/11) and then poured in a career-high 39 points a few weeks later in a win at Indiana (3/3/11). During the summer of 2011, Taylor participated in Chris Paul's CP3 Elite Guard camp, Deron Williams' Nike Skills Academy in Chicago and was invited to the World University Games training camp. Taylor was forced to withdraw from trying out for Team USA, however, when he underwent minor ankle surgery in late July.

Honors

- 2011 1st-team All-America (Fox Sports)
- 2011 2nd-team All-America (AP, *Sporting News*, *Sports Illustrated*, Yahoo!, CBSsports.com)
- 2011 3rd-team All-America (NABC)
- 2011 1st-team All-Big Ten (coaches and media)
- 2011 Big Ten All-Defensive Team
- 1 of 5 finalists for 2011 Bob Cousy Award
- 1 of 20 on 2011 Wooden Award ballot
- 2011 NABC All-District 11 and USBWA All-District 5
- Big Ten Player of the Week (2/14/11)

Record Book

- His 3.83 assist-to-turnover ratio in 2010-11 led the nation and is the 4th-highest mark in NCAA history
- Owns best career assist-to-turnover ratio in UW history (3.23 - 317 ast/98 TOs)
- Has scored 1,001 career points, which ranks 36th in the Badger record books
- Ranks 6th at UW with 317 career assists
- 10th in UW annals with .780 career free throw percentage
- 161 assists in 2010-11 was the 3rd-highest mark in the Badger record books
- 617 points in 2010-11 rank as the 5th-highest single-season total in UW history

- Set UW single-season record with 1,241 minutes played in 2010-11
- +3.03 assist-to-turnover ratio in 2009-10 ranks 4th in UW history
- 118 assists in 2009-10 ranks 8th in UW record book

NCAA RECORD BOOK Single-Season Assist-to-Turnover Ratio

1.	4.73 (104-22)	Kyle Dodd (Arizona State)	2003
2.	4.03 (153-38)	Drew Williamson (Old Dom.)	2005
3.	3.96 (111-28)	Tyler Newbold (Utah State)	2009
4.	3.83 (161-42)	Jordan Taylor (Wisconsin)	2011

Career

- Has appeared in all 100 games of his UW career with 51 starts
- Owns 18 games of 20 or more points and has 48 games with double-figure scoring
- Boasts one career double-double
- Has turned the ball over just 51 times total in 54 career Big Ten games
- Has posted the 2nd-highest scoring increase in the Big Ten in back-to-back years, up 8.4 points per game in 2009-10 (from 1.6 to 10.0) and 8.1 points in 2010-11 (from 10.0 to 18.1)

2010-11 Season

Big Ten Player of the Week (2/14) after averaging 21.5 pts., 4.0 reb. and 7.5 ast. in wins vs. Iowa and No. 1 Ohio St. ... led the nation with 3.83 assist-to-turnover ratio (161 assists, 42 TOs) ... Big Ten-best 4.63 assist-to-turnover ratio in conference play, averaging 1 turnover every 35.8 minutes of action ... one of 3 players to lead a conference in assist-to-turnover ratio and rank among league's top 5 scorers (Mickey McConnell of St. Mary's and Norris Cole of Cleveland St.) ... finished with 617 points, the 5th-highest single-season mark in school annals ... ranked 3rd in Big Ten in scoring during conference play at 20.1 ppg and ranked 4th in all games at 18.2 ppg ... ranked 4th in the Big Ten in free throw shooting at 83.2 percent (154-of-185) ... his 161 assists ranked as the 3rd-highest total in UW history and ranked 6th in Big Ten with 4.74 assists per game ... scored in double figures in 32 of 34 games this season, scoring 20-plus points in 15 games ... played 1,241 total minutes, the highest single-season total in UW history ... averaged 18.3 ppg and 4.7 apg in NCAA tournament

games, shooting 40% from 3-point range (10-of-25) ... game-high 22 points (8-for-9 on FTs) with 7 assists and 1 turnover in 39 minutes vs. Minnesota ... scored 28 points (7-of-7 on FTs) with 8 rebounds and 4 assists in win over Indiana ... scored 30 points (9-of-13 FG, 3-of-4 3pt FG) with 6 assists in win over Michigan St. ... scored 21 of game-high 27 points in 2nd half and added 7 assists to lead comeback over No. 1 Ohio State ... scored career-high 39 (7-of-8 from 3-point range) -- including 17 straight points in 2nd half -- in win at Indiana ... scored 21 points (5-of-9 3-point FG) and added 6 assists in 39 minutes in NCAA win over Belmont ... game-high 22 points with 5 rebounds in 39 minutes of NCAA loss to Butler

2009-10 Season

Appeared in all 33 games (17 starts) ... led Big Ten and ranked 3rd in the nation with +3.03 assist-to-turnover ratio (118 assists to 39 turnovers) ... ratio of 3.03 was the 3rd-best single-season ratio in school history behind Mike Kelley's 4.30 in 1999 and 3.26 in 2000 ... his 118 assists were the most by a UW player since Devin Harris had 141 in 2004 ... averaged 11.6 points per game during Big Ten play, which ranked 22nd in the conference ... ranked eighth in the Big Ten with 3.6 assists per game ... scored in double figures 16 times ... played all 40 minutes at Illinois, scoring game-high 20 points and adding 3 assists and a career-high 8 rebounds ... Had 15 points, 4 assists, 2 boards and a steal vs. Northwestern ... scored 10 of UW's first 13 points in win over MSU and finished with 17 points, 4 assists and 4 rebounds ... scored 18 of his 20 points in the final 2:00 and overtime in a comeback win vs. PSU, also adding 3 rebounds, 6 assists and 3 steals ... tallied a career-high 23 points on 7-of-11 shooting vs. Purdue ... first career start at Northwestern, notching 10 points, 5 rebounds and a career-high-tying 7 assists with no turnovers ... scored 19 points vs. Gonzaga

WISCONSIN RECORD BOOK		
Career Assists		
1.	501	Tracy Webster, 1992-94
2.	388	Mike Heineman, 1984-87
3.	371	Michael Finley, 1992-95
4.	344	Mike Kelley, 1998-01
5.	335	Tom Molaski, 1986-89
6.	317	Jordan Taylor, 2009-11

2008-09 Season

Appeared in all 33 games, averaging the most minutes among UW freshmen with 13.2 per game ... led the Badgers with a 2.2 assist-to-turnover ratio ... turned the ball over in just five of 18 Big Ten games, finishing with a 2.6 assist-to-turnover ratio in conference play ... recorded a 16:1 assist-to-turnover ratio in last 10 games ... season-bests 10 points, 3 assists and 2 steals at Iowa. Also drained his first career 3-pointer at the buzzer to send the game into overtime

High School

Named Minnesota Mr. Basketball as a senior after averaging 22.3 points and 7.1 assists per game ... led Benilde-St. Margaret's to the Minnesota state Class AAA title in 2008 ... 2-time all-state and 4-time all-conference honoree ... took his school to a runner-up finish as a junior, earning North Suburban Conference MVP and Class AAA All-Tournament ... averaged 19.5 points, 6.2 assists and 5.5 rebounds as a junior ... member of the National Honor Society and earned the Minnesota State High School League Outstanding Academic Achievement Award

Personal

Born in Bloomington, Minn. ... parents are Louis and Lezlie Taylor ... has one older brother, Brandon ... prep teammate of Armond Battle (University of Tulsa) ... majoring in business marketing

TAYLOR'S CAREER STATISTICS																	
Overall		3-Point						Rebounding									
Year	GP-GS	Min/Avg	FG-FGA	Pct	FG-FGA	Pct	FT-FTA	Pct	Off-Def	Tot	Avg	PF-FO	Ast	TO	Blk	Stl	Pts/Avg
2008-09	33-0	437/13.2	19-73	.260	5-26	.192	10-17	.588	10-21	31	0.9	67-0	38	17	0	10	53/1.6
2009-10	33-17	975/29.5	111-281	.395	35-107	.327	74-103	.718	29-76	105	3.2	80-0	118	39	3	30	331/10.0
2010-11	34-34	1241/36.5	194-448	.433	75-175	.429	154-185	.832	32-107	139	4.1	80-3	161	42	5	25	617/18.1
TOTAL	100-51	2653/26.5	324-802	.404	115-308	.373	238-305.780		71-204	275	2.8	227-3	317	98	8	65	1001/10.0
Big Ten		3-Point						Rebounding									
Year	GP-GS	Min/Avg	FG-FGA	Pct	FG-FGA	Pct	FT-FTA	Pct	Off-Def	Tot	Avg	PF-FO	Ast	TO	Blk	Stl	Pts/Avg
2008-09	18-0	247/13.7	14-42	.333	5-13	.385	8-11	.727	6-11	17	0.9	39-0	21	8	0	7	41/2.3
2009-10	18-14	581/32.3	69-178	.388	23-73	.315	47-61	.770	22-37	59	3.3	50-0	67	24	0	21	208/11.6
2010-11	18-18	680/37.8	113-244	.463	43-92	.467	92-107	.860	14-60	74	4.1	44-2	88	19	1	10	361/20.1
Total	54-32	1508/27.9	196-464	.422	71-178	.399	147-179.821		42-108	150	2.8	133-2	176	51	1	38	610/11.3

33 Rob Wilson

G/F • Sr./Sr. • 6-4 • 200

Cleveland, Ohio (Garfield Heights)

Rob Wilson has appeared in 81 games in his first three seasons at Wisconsin, flashing his athleticism and scoring ability when given the opportunity. Wilson's 2010-11 season was slowed by a hamstring injury suffered in the preseason, and resulted in just 23 appearances and two starts. Wilson owns a pair of double-digit scoring games in his career. The soft-spoken Ohio native earned his fearless reputation as a freshman when he came off the bench and tried to dunk over UConn's 7-foot-3 Hasheem Thabeet twice in the second half, drawing fouls on both plays and converting all 4 free throws.

Career

- Has played in 81 career games (2 starts)
- Made first-career start vs. Michigan (1/5/11)

2010-11 Season

Played in 23 games, including his first two career starts ... shot 52.0 percent (13-of-25) on 2-point FG and 7-for-8 at the FT line ... started at Michigan State, posting 4 points and 3 assists in season-high 32 minutes ... made first career start vs. Michigan, played 11 minutes with foul trouble ... had 9 points and 1 rebound in 12 minutes vs. Coppin State ... played 16 minutes at Marquette, contributing 3 points, 4 rebounds and 1 assist ... played 13 minutes vs. Boston College, scoring 8 points on 4-of-6 shooting ... missed first two games of the season with a hamstring strain

2009-10 Season

Appeared in 30 of 33 games ... made 35-of-64 (.547) shots including 7-of-23 (.304) from 3-point range ... scored 10 points on 5-of-5

shooting vs. Michigan State ... played a career-high 36 minutes, including 22 in the second half and overtime, of the comeback win over PSU, posting 5 points, a rebound and a steal ... poured in a career-high 13 points (4-of-6 shooting) with 3 rebounds, an assist and a steal in 18 minutes vs. Michigan ... didn't score, but led UW with a career-high 8 rebounds with 2 assists and a steal vs. UIC

2008-09 Season

Saw action in 28 games ... saw most extensive action at Marquette, posting season highs with 7 points and 5 rebounds in 20 minutes ... also scored 7 points at Michigan ... shot .720 (18-of-25) from the free throw line on the season

High School

Led his team to a 20-2 record as a senior ... earned Northeast Lakes All-District team honors from the Associated Press and second-team All-Ohio from *The Columbus Dispatch* after averaging 18 points per game during his senior year ... connected on 8 3-pointers in a win that season ... averaged 17 points, 6.5 rebounds and 3.5 assists per game as a junior, earning all-conference honors ... shot 48 percent from the floor and 38 percent from 3-point range as a junior

Personal

Mother is Deborah Wilson ... cousin, Ricky Bryant, played in the NFL for the New England Patriots ... has two sisters, Kionna and Keta, and a brother, Randy ... majoring in human ecology and leadership studies

WILSON'S CAREER STATISTICS

Overall					3-Point				Rebounding							
	Year	GP-GS	Min/Avg	FG-FGA Pct	FG-FGA Pct	FT-FTA Pct	FT-FTA Pct	Off-Def	Tot	Avg	Pf-FO	Ast	TO	Blk	Stl	Pts/Avg
2008-09	28-0	170/6.01	10-30 .333	4-14 .286	18-25 .720	4-14	18	0.6	15-0	4	17	2	4	42/1.5		
2009-10	30-0	365/12.2	35-64 .547	7-23 .304	17-22 .773	14-33	47	1.6	32-0	13	14	2	9	94/3.1		
2010-11	23-2	168/7.3	14-42 .333	1-17 .059	7-8 .875	7-16	23	1.0	14-0	8	6	0	2	36/1.6		
Total	81-2	703/8.7	59-136 .434	12-54 .222	42-55 .764	25-63	88	1.1	61-0	25	37	4	15	172/2.1		
Big Ten					3-Point				Rebounding							
	Year	GP-GS	Min/Avg	FG-FGA Pct	FG-FGA Pct	FT-FTA Pct	FT-FTA Pct	Off-Def	Tot	Avg	Pf-FO	Ast	TO	Blk	Stl	Pts/Avg
2008-00	14-0	51/3.6	5-6 .833	1-2 .500	5-5 1.000	1-5	6	0.4	3-0	0	6	2	2	16/1.1		
2009-10	18-0	255/14.2	25-46 .543	4-13 .308	11-15 .733	10-21	31	1.7	19-0	6	7	2	5	65/3.6		
2010-11	12-2	91/7.6	2-20 .100	0-11 .000	4-4 1.000	1-6	7	0.6	11-0	3	3	0	1	8/0.7		
Total	44-2	397/9.0	32-72 .444	5-26 .192	20-24 .833	12-32	44	1.0	33-0	9	16	4	8	89/2.0		

40 Jared Berggren

F/C • Sr./Jr. • 6-10 • 235
Princeton, Minn. (Princeton)

A skilled big man, redshirt junior Jared Berggren appeared in 29 games in 2010-11 with one start. Berggren possesses some of UW's best interior post moves, but also has the ability to step outside and knock down shots, hitting 7 of 22 from 3-point range as a sophomore. For a big man, Berggren possesses remarkable quickness, as he owns the school's post-player record for the 300-yard shuttle run (50.19 seconds), the team's agility drill (6.72 seconds) and the standing vertical jump (33 inches).

Honors

- 2010 and 2011 Academic All-Big Ten selection

Career

- Has appeared in 48 career games, including 29 in 2010-11
- Made first-career start vs. Illinois (1/15/11)
- Career 51.5 percent (35-of-68) shooter, including 34.8 percent (8-of-23) from 3-point range

2010-11 Season

Ranked 2nd on UW, shooting .491 from the field (27-of-55) ... scored 6 points (2-of-2 3-pt FG) in 9 minutes in NCAA win over Belmont ... made 1st career start vs. Illinois, posting 2 points, 4 rebounds and 1 block ... had 9 points, 4 rebounds, 2 blocks in career-high 21 min. vs. Minnesota ... posted 8 points, 3 boards and a block in 9 minutes vs. Coppin St. ... had 8 points in 9 minutes at Marquette ... tallied a career-high 12 points (3-for-3 from 3-point range) vs. NC State, along with 3 rebounds ... had 5 points, 4 rebounds, 2 assists, 1 block at UNLV

2009-10 Season

Appeared in 19 games as a redshirt freshman, including 10 Big Ten Conference games ... made 8-of-13 (.615) shots on the year ... drained his only 3-point attempt at Purdue ... scored a season-high 5 points in back-to-back games vs. Cal Poly and Milwaukee ... notched first career points (2) vs. IPFW, also recording a rebound, 2 assists and a block

2008-09 Season

Redshirt season

High School

Conference MVP and Minnesota Mr. Basketball finalist as a senior after averaging 25.8 points, 12.3 rebounds and 6.6 blocks per game ... set school career records for points (1,561), rebounds (823) and blocked shots (434) ... averaged 21 points and 12 rebounds per game while shooting 59.8 percent from the field with 150 blocked shots as a junior ... honorable mention all-state, first-team all-conference as a junior ... also selected first-team all-state Class AAA by *Minnesota Basketball News* and second-team all-metro by the *St. Paul Pioneer Press* that season ... earned all-conference and honorable mention all-state honors as a sophomore ... earned academic all-conference honors

Personal

Born in Coon Rapids, Minn. ... parents are Vic and Kris Berggren ... major is consumer science and personal finance

BERGGREN'S CAREER STATISTICS																	
Overall			3-Point					Rebounding									
Year	GP-GS	Min/Avg	FG-FGA	Pct	FG-FGA	Pct	FT-FTA	Pct	Off-Def	Tot	Avg	PF-FO	Ast	TO	Blk	Stl	Pts/Avg
2009-10	19-0	77/4.1	8-13	.615	1-1	1.000	3-6	.500	2-6	8	0.4	10-0	4	4	1	0	20/1.1
2010-11	29-1	200/6.9	27-55	.491	7-22	.318	8-13	.615	10-21	31	1.1	37-1	9	14	10	1	69/2.4
Total	48-1	277/5.8	35-68	.515	8-23	.348	11-19	.579	12-27	39	0.8	47-1	13	18	11	1	89/1.9
Big Ten			3-Point					Rebounding									
Year	GP-GS	Min/Avg	FG-FGA	Pct	FG-FGA	Pct	FT-FTA	Pct	Off-Def	Tot	Avg	PF-FO	Ast	TO	Blk	Stl	Pts/Avg
2009-10	10-0	22/2.2	1-3	.333	1-1	1.000	0-0	.000	2-1	3	0.3	4-0	0	0	0	0	3/0.3
2010-11	15-1	93/6.2	7-22	.318	0-7	.000	3-6	.500	4-8	12	0.8	17-0	2	2	8	0	17/1.1
Total	25-1	115/4.6	8-25	.320	1-8	.125	3-6	.500	6-9	15	0.6	21-0	2	2	8	0	20/0.8

5 Ryan Evans

F/G • Sr./Jr. • 6-6 • 210
Phoenix, Ariz. (Hamilton)

A self-described late-bloomer, Ryan Evans has taken an underdog route to Wisconsin. Cut from his high school team as a high school sophomore, Evans worked his way to all-state honors as a senior and a late signing with the Badgers. In three years and two seasons at UW, Evans has worked his way into a vital piece of the rotation and appeared in all 67 games his career. Arguably the most athletic scorer on the team, the Arizona native originally earned playing time for his work on the defensive end, drawing opponent's top scorers like Duke's Kyle Singler and Ohio State's Evan Turner. In August of 2010, Evans averaged 9.2 points per game for a Global Sports Academy team that went 5-0 on a tour of Germany and Belgium.

Career

- Has played in all 67 of UW's games since arriving on campus
- Owns 8 double-digit scoring games, including 4 as a freshman and 4 as a sophomore

2010-11 Season

Appeared in all 34 games, averaging 11.6 minutes per game off the bench ... posted 4 double-digit scoring games ... scored 4 points with 3 rebounds in 12 min. of NCAA win over Belmont ... tallied 11 points and added 6 rebounds in career-high 28 minutes at Purdue ... scored 10 points on 5-of-9 shooting vs. Purdue, hitting go-ahead basket with 50 seconds remaining ... had 5 rebounds and 2 points in 15 minutes vs. Coppin State ... scored 11 points for second-consecutive game at UNLV, adding 6 rebounds ... equaled career high with 11 points, added 6 boards vs. North Dakota

2009-10 Season

Saw action in all 33 games as a redshirt freshman ... posted double figure point totals in 4 games ... averaged 3.5 points and 3.0 boards in 12.8 minutes off the bench ... played a season-high 27 minutes in the NCAA tournament game vs. Cornell, tallying 11 points, 6 rebounds, 3 assists and 2 steals ... posted 6 points, 3 rebounds and 2 assists vs. Indiana ... had 7 points and 3 boards vs. Purdue ... scored 10 points and grabbed 2 rebounds at Penn State ... finished with 10 points and 5 boards vs. UIC ... scored a career-best 11 points on 5-of-5 shooting at Green Bay ... career-high 8 rebounds and 2 blocks vs. Duke

2008-09 Season

Redshirt season

High School

Led team with an 18.4 scoring average as a senior and pulled down 7.4 rebounds per game ... earned first-team all-state honors en route to helping Hamilton High School reach the state semifinals in his senior year ... averaged 8.5 points and 4.5 rebounds per game as a junior ... transferred to Hamilton after being cut from the team at Phoenix Desert Vista High School as a sophomore

Personal

Born in Chicago, Ill. ... parents are Greg and Roxane Evans ... has a sister, Lauren (17), and a brother, Zach (15) ... both parents attended Minnesota ... father, Greg, was a wrestler at Minnesota; uncle, David, wrestled at Wisconsin; cousin, Glenn Love, plays football at UCLA and cousin, Quinn Evans, played football at Stanford ... major is life sciences communication

EVANS' CAREER STATISTICS

Overall		3-Point						Rebounding									
Year	GP-GS	Min/Avg	FG-FGA	Pct	FG-FGA	Pct	FT-FTA	Pct	Off-Def	Tot	Avg	PF-FO	Ast	TO	Blk	Stl	Pts/Avg
2009-10	33-0	435/13.2	48-110	.436	1-5	.200	19-31	.613	27-73	100	3.0	49-0	21	26	11	12	116/3.5
2010-11	34-0	393/11.6	33-106	.311	0-3	.000	29-39	.744	20-59	79	2.3	39-0	16	23	11	6	95/2.8
Total	67-0	828/12.4	81-216	.375	1-8	.125	48-70	.686	47-132	179	2.7	88-0	37	49	22	18	211/3.1
Big Ten		3-Point						Rebounding									
Year	GP-GS	Min/Avg	FG-FGA	Pct	FG-FGA	Pct	FT-FTA	Pct	Off-Def	Tot	Avg	PF-FO	Ast	TO	Blk	Stl	Pts/Avg
2009-10	18-0	201/11.2	17-42	.405	0-2	.000	5-8	.625	9-36	45	2.5	25-0	9	11	6	6	39/2.2
2010-11	18-0	185/10.3	14-41	.341	0-0	.000	11-14	.786	6-23	29	1.6	20-0	3	9	5	5	39/2.2
Total	36-0	386/10.7	31-83	.373	0-2	.000	16-22	.727	15-59	74	2.1	45-0	12	20	11	11	78/2.2

34 Zach Bohannon

F • Jr./Jr. • 6-6 • 210
Marion, Iowa (Linn-Mar)

A transfer from Air Force, Zach Bohannon will sit out the 2011-12 season and make his UW debut next season as a redshirt junior. The younger brother of former Badger 1,000-point scorer Jason Bohannon, Zach appeared in 39 games (1 start) in two seasons at Air Force.

Career

- Appeared in 39 career games with one start in two seasons at Air Force
- Made first-career start at UTEP (12/29/10)
- Owns three career games in double figures

2010-11 (At Air Force)

Missed the first 10 games after right thumb surgery during the preseason, but returned to play 13.5 minutes per game and average 4.3 points and 2.0 rebounds ... shot .492 from the field and .367 from 3-point range ... posted career highs of 12 points, eight boards and five assists in a win at Utah ... scored 11 points on 3-for-3 shooting from 3-point range vs. Florida A&M

2009-10 (At Air Force)

Appeared in 17 games ... season-highs of eight points and five rebounds at home against BYU ... also played season-high 18

minutes vs. the Cougars ... made first career three-pointer against Prairie View A&M ... career-high three steals vs. UNLV ... played double-figure minutes in five of the team's last eight games

High School

Three-year letterwinner in basketball at Linn-Mar HS ... led team to a 24-3 record and runner-up finish in Class 4A as a senior ... named to all-tournament team at state tournament ... first-team all-state selection and conference player of the year as a senior ... second-team all-state and first-team all-conference selection as a junior ... averaged a double-double (15 pts., 10 reb.) as a junior ... helped team to the 4A state championship as a sophomore ... academic all-state selection ... member of National Honor Society ... high school basketball coach was Chris Robertson

Personal

Parents are Gordy and Brenda Bohannon ... has three brothers, Jason, Matt and Jordan ... older brother, Jason, was a four-year letterwinner in men's basketball at Wisconsin ... father, Gordy, played quarterback at the University of Iowa, starting in the 1982 Rose Bowl

BOHANNON'S CAREER STATISTICS

Overall	3-Point								Rebounding									
	Year	GP-GS	Min/Avg	FG-FGA	Pct	FG-FGA	Pct	FT-FTA	Pct	Off-Def	Tot	Avg	PF-FO	Ast	TO	Blk	Stl	Pts/Avg
2009-10*	17-0		137/8.1	15-25	.600	2-8	.250	6-14	.429	6-12	18	1.1	22-0	8	6	0	8	38/2.2
2010-11*	22-1		297/13.5	31-63	.492	11-30	.367	21-28	.750	8-35	43	2.0	48-2	26	23	6	8	94/4.3
Total	39-1		434/11.1	46-88	.523	13-38	.342	27-42	.643	14-47	61	1.6	70-2	34	29	6	16	132/3.4

*at Air Force

31 Mike Bruesewitz

F • Jr./Jr. • 6-6 • 222

St. Paul, Minn. (Henry Sibley)

A tough and competitive forward, Mike Bruesewitz burst onto the national scene in 2010-11 with big games in big situations. Bruesewitz scored 10 of his 12 points in the second half of a comeback win over No. 1 Ohio State (2/12/11) and then averaged 8.7 points and 6.3 rebounds per game during UW's three 2011 NCAA Tournament games. A relentless rebounder and maximum effort player, the St. Paul, Minn. native endeared himself to the Badger fanbase with his passion for the game. Bruesewitz has demonstrated the ability to bang down low with larger opponents but also step outside and knock down 3-pointers.

Career

- Has played in 62 career games (13 starts)
- Made first career start vs. North Dakota (11/16/10)

2010-11

Appeared in all 34 games, making 13 starts ... averaged 19.9 minutes ... shot 47.1 percent (57-of-121) from the field ... made 14-of-29 (.483) 3-point field goal attempts at home this season ... averaged 8.7 ppg and 6.3 rpg during three NCAA tournament games ... scored 8 points (3-of-4 FG) with a career-high 9 rebounds vs. Belmont ... posted 11 points on 3-of-4 shooting -- including go-ahead 3-pointer at 1:31 mark of second half -- and added 6 rebounds vs. Kansas State ... scored 12 points -- including 10 in 2nd half -- on 4-for-5 shooting (2-of-2 3-pt) in win over No. 1 Ohio State ... scored career-high 18 points on 6-for-8 shooting vs. Green Bay ... tallied 10 points with 3 rebounds, 2 assists in 24 min. at Northwestern ... pulled down 8 rebounds (4 offensive) at Marquette ... scored 9 points (on 3-of-3 shooting from 3-point range) vs. NC State

2009-10

Appeared in 28 games as a true freshman ... averaged 1.1 points and 2.0 rebounds in 7.4 minutes per game ... 54.4 percent (31 of 57) of his rebounds came on the offensive end ... equaled season high with 7 rebounds (6 offensive) along with 2 points and 2 assists in 18 minutes vs. Indiana ... had 5 rebounds in 6 minutes vs. Purdue and snared 5 boards in just 4 minutes at Michigan State ... averaged 14.3 minutes per game in Maui Invitational ... posted season-best 6 points, 7 rebounds and took 2 charges in career-high 22 minutes vs. Arizona

High School

Minnesota Gatorade and AP Player of the Year as a senior ... also named *Minneapolis Star Tribune* Metro Area Player of the Year ... finished career with more than 1,000 points and 1,000 rebounds ... averaged 17.3 points, 9.8 rebounds and 2.6 assists as a senior ... led team to back-to-back conference titles and Minnesota Class AAAA state tournaments ... averaged 15.9 points and 9.8 rebounds as a junior while leading team to a 26-6 record and a runner-up finish in the state tournament ... earned first-team all-conference honors and second-team all-state as a junior ... honor roll student

Personal

Pronounced "BRUISE-uh-wits" ... born in Litchfield, Minn. ... parents are Rob Bruesewitz and Joanne Wesley ... has two sisters, Sarah and Anna, and a brother, Robert, who played offensive line at Princeton ... grew his hair out during his sophomore season as tribute to brother, Robert ... helped raise over \$5,000 for National Multiple Sclerosis Society by buzzing his red afro on live television ... major is life sciences communication

BRUESEWITZ'S CAREER STATISTICS

Overall	3-Point								Rebounding									
	Year	GP-GS	Min/Avg	FG-FGA	Pct	FG-FGA	Pct	FT-FTA	Pct	Off-Def	Tot	Avg	PF-FO	Ast	TO	Blk	Stl	Pts/Avg
2009-10	28-0	207/7.4	12-36	.333	0-8	.000	8-10	.800	31-26	57	2.0	29-1	5	9	1	2	32/1.1	
2010-11	34-13	675/19.9	57-121	.471	20-62	.323	22-29	.759	45-60	105	3.1	63-0	34	28	4	10	156/4.6	
Total	62-13	882/14.2	69-157	.439	20-70	.286	30-39	.769	76-86	162	2.6	92-1	39	37	5	12	188/3.0	
Big Ten	3-Point								Rebounding									
	Year	GP-GS	Min/Avg	FG-FGA	Pct	FG-FGA	Pct	FT-FTA	Pct	Off-Def	Tot	Avg	PF-FO	Ast	TO	Blk	Stl	Pts/Avg
2009-10	16-0	115/7.2	5-15	.333	0-4	.000	6-8	.750	20-14	34	2.1	16-1	5	5	0	1	16/1.0	
2010-11	18-2	297/16.5	22-53	.415	6-27	.222	7-9	.778	19-19	38	2.1	33-0	15	11	3	5	57/3.2	
Total	34-2	412/12.1	27-68	.397	6-31	.194	13-17	.765	39-33	72	2.1	49-1	20	16	3	6	73/2.1	

10 Dan Fahey

G • Jr./Jr. • 6-3 • 195

Chicago, Ill. (St. Ignatius College Prep)

Left-handed walk-on guard has appeared in eight games in two seasons. A third-generation Badger, his grandfather, Leo Fahey, graduated from UW in 1949 and his father, Tom Fahey, played baseball for UW from 1970-72. Fahey set the school record for guards in the 300-yard shuttle run (47.81 sec.), breaking Jon Bryant's mark from 1999.

Honors

- 2011 Academic All-Big Ten selection

2010-11

Played in three games

2009-10

Appeared in 5 games ... grabbed a rebound in 2 minutes of action vs. UIC

High School

Averaged 12 points, 6 rebounds and 6 assists per game as a senior captain at St. Ignatius College Prep ... earned All-Chicago Catholic League and Jack Tosh All-Tournament Team honors during his senior season ... posted 8 points, 4 rebounds and 4 assists per game as a junior ... captained sophomore team to a 26-1 record ... also lettered 2 years in football and volleyball

Personal

Pronounced FAY-hee ... born in Chicago, Ill. ... parents are Tom and Mary Ellen Fahey ... has two brothers, Matt (his twin) and Tommy, and two sisters, Colleen and Meg (both UW alums) ... major is political science

FAHEY'S CAREER STATISTICS

Overall	3-Point								Rebounding								
	Year	GP-GS	Min/Avg	FG-FGA	Pct	FG-FGA	Pct	FT-FTA	Pct	Off-Def	Tot	Avg	PF-FO	Ast	TO	Blk	Stl
2009-10	5-0	7/1.4	0-0	--	0-0	--	0-0	--	0-1	1	0.2	0-0	0	0	0	0	0/0.0
2010-11	3-0	2/0.7	0-0	--	0-0	--	0-0	--	0-0	0	--	0-0	0	0	0	0	0/0.0
Total	8-0	9/1.1	0-0	--	0-0	--	0-0	--	0-1	1	0.1	0-0	0	0	0	0	0/0.0

22 J.D. Wise

G • Jr./Jr. • 6-0 • 185

Whitefish Bay, Wis. (Dominican)

Walk-on J.D. Wise enters his third season with the Badger basketball team after making the team through an open tryout in 2009. A combo guard, Wise appeared in one game in his rookie campaign.

2010-11

Appeared in one game ... suffered a season-ending fracture in his right foot and had postseason surgery

2009-10

Appeared in one game, UW debut vs. Cal Poly ... ineligible for 2010 spring semester

High School

Named first-team All-Midwest Classic Conference as a senior at Whitefish Bay Do-

minican in 2008 ... averaged 12.0 points and 4.0 rebounds per game during senior season ... earned second-team all-conference honors after averaging 10.0 points and 4.0 rebounds as a junior ... averaged 9.0 points and 3.0 rebounds as a sophomore, good for second-team All-Parkland Conference ... played one year of prep football, baseball and track & field ... National Honor Society member

Personal

Full name is James Davis Wise II ... last name pronunciation rhymes with "eyes" ... born in Milwaukee, Wis. ... parents are James and Vicki Wise ... has two older sisters, Erica and Janell, who both attended UW ... high school teammate of Kwamain Mitchell, who plays at Saint Louis ... intended major is political science

WISE'S CAREER STATISTICS

Overall	3-Point								Rebounding								
	Year	GP-GS	Min/Avg	FG-FGA	Pct	FG-FGA	Pct	FT-FTA	Pct	Off-Def	Tot	Avg	PF-FO	Ast	TO	Blk	Stl
2009-10	1-0	2/2.0	0-0	--	0-0	--	0-0	--	0-0	0	0.0	0-0	0	0	0	0	0/0.0
2010-11	1-0	1/1.0	0-0	--	0-0	--	0-0	--	0-0	0	0.0	0-0	0	0	0	0	0/0.0
Total	2-0	3/1.5	0-0	--	0-0	--	0-0	--	0-0	0	0.0	0-0	0	0	0	0	0/0.0

1 Ben Brust

G • So./So. • 6-1 • 190
Hawthorn Woods, Ill. (Mundelein)

Ben Brust appeared in 15 games as a true freshman in 2010-11. With a long-range shooting stroke and ball-handling ability, Brust has an offensive game that can fit either backcourt spot. Largely a practice squad player in 2010-11, Brust showed enough as a freshman to lead head coach Bo Ryan to say the guard comes off a screen as quick as any player he has ever coached. A committed student, Brust played in the prestigious 2010 Academic All-American Classic.

2010-11

Played in 15 games, averaging 3.0 minutes ... connected on a 3-pointer vs. Michigan State ... hit first career 3-pointer vs. Manhattan ... played 6 minutes, recording 2 points and 1 rebound vs. South Dakota ... season-high 7 minutes of action vs. North Dakota ... played 6 minutes in season-opener vs. Prairie View A&M, recording first career points (2)

High School

A second-team all-state pick by the AP and Illinois Basketball Coaches Association ... averaged 24.6 points, 5.9 rebounds, 5.0 assists and 3.1 steals per game during senior season, topping the 40-point mark on four occasions ... also took home all-conference and all-area merits ... earned all-conference and all-area honors as a junior averaging 27.5 points, 4.0 rebounds, 2.3 assists and 2.0 steals ... started as a sophomore, averaging 17 points and 5.0 rebounds, earning all-conference and all-area honors ... attended Hersey H.S. in Arlington Heights, Ill., as a freshman ... 2010 Academic All-American.

Personal

Born in Arlington Heights, Ill. ... parents are John and Barb ... has two older brothers, Jonathan and Stephen, and an older sister, Courtney ... Jonathan golfed at Augustana (Ill.) and Cedarville (Ohio) and Stephen played soccer at Bradley ... major is undecided

BRUST'S CAREER STATISTICS

Overall		3-Point								Rebounding									
Year	GP-GS	Min/Avg	FG-FGA	Pct	FG-FGA	Pct	FT-FTA	Pct	Off-Def	Tot	Avg	PF-FO	Ast	TO	Blk	Stl	Pts/Avg		
2010-11	15-0	45/3.0	4-16	.250	2-10	.200	0-0	--	2-5	7	0.5	5-0	1	2	0	1	10/0.7		
Total	15-0	45/3.0	4-16	.250	2-10	.200	0-0	--	2-5	7	0.5	5-0	1	2	0	1	10/0.7		
Big Ten		3-Point								Rebounding									
Year	GP-GS	Min/Avg	FG-FGA	Pct	FG-FGA	Pct	FT-FTA	Pct	Off-Def	Tot	Avg	PF-FO	Ast	TO	Blk	Stl	Pts/Avg		
2010-11	4-0	6/1.5	1-3	.333	1-3	.333	0-0	--	0-1	1	0.3	1-0	1	0	0	0	3/0.8		
Total	4-0	6/1.5	1-3	.333	1-3	.333	0-0	--	0-1	1	0.3	1-0	1	0	0	0	3/0.8		

13 Duje Dukan

F • So./So. • 6-8 • 205
Deerfield, Ill. (Deerfield)

Duje Dukan appeared in eight games as a true freshman in 2010-11. The son of a Chicago Bulls executive, Dukan has basketball in his blood. Born in Croatia and raised in the Chicago area, he garnered attention late in his high school career. Combination of shooting range and long, 6-8 frame provides tough match up from the wing. Dukan spent the summer of 2011 playing with the Croatian National Team in the U-20 European Championships in Bilbao, Spain.

2010-11

Appeared in 8 games ... saw 4 minutes of action vs. North Dakota, grabbing 1 rebound ... played 3 minutes in season-opener vs. Prairie View A&M, recording first career points (2)

High School

Named first-team all-state by the Illinois Basketball Coaches Association as a senior averaging 23 points, 9.5 rebounds, 4.0 assists

and 2.0 blocks ... posted 17 double-doubles and had 6 games with more than 30 points ... led Deerfield to 23-3 record and a tie for 1st in the Central Suburban North ... named *Lake County Journal* Player of the Year ... represented the World Select team at the 2010 Nike Hoop Summit ... earned All-Central Suburban League honors as a junior, averaging 16.0 points and 8.0 rebounds per game ... shot nearly 46 percent from 3-point range and 80 percent from the free-throw line as a junior ... posted averages of 25 points, 9 rebounds and

5 assists as a sophomore ... also played soccer ... member of DECA ... honor roll student

Personal

Pronounced DOO-yay DOOK-in ... born in Split, Croatia and moved to the U.S. when he was 10 months old ... parents are Ivica and Gordana Dukan ... father, Ivica, is the Director of International Scouting for the Chicago Bulls and played professionally in Europe for 15 years ... major is undecided

DUKAN'S CAREER STATISTICS																	
Overall			3-Point						Rebounding								
Year	GP-GS	Min/Avg	FG-FGA	Pct	FG-FGA	Pct	FT-FTA	Pct	Off-Def	Tot	Avg	PF-FO	Ast	TO	Blk	Stl	Pts/Avg
2010-11	8-0	15/1.9	1-4	.250	0-0	--	0-0	--	2-3	5	0.6	1-0	0	0	0	0	2/0.3
Total	8-0	15/1.9	1-4	.250	0-0	--	0-0	--	2-3	5	0.6	1-0	0	0	0	0	2/0.3
Big Ten			3-Point						Rebounding								
Year	GP-GS	Min/Avg	FG-FGA	Pct	FG-FGA	Pct	FT-FTA	Pct	Off-Def	Tot	Avg	PF-FO	Ast	TO	Blk	Stl	Pts/Avg
2010-11	2-0	4/2.0	0-1	.000	0-0	--	0-0	--	0-1	1	0.5	0-0	0	0	0	0	0/0.0
Total	2-0	4/2.0	0-1	.000	0-0	--	0-0	--	0-1	1	0.5	0-0	0	0	0	0	0/0.0

21 Josh Gasser

G • So./So. • 6-3 • 190

Port Washington, Wis. (Port Washington)

Mature beyond his age, Josh Gasser posted one of the school's best freshmen seasons in recent memory. Gasser played the third-most minutes of any Badger, appearing in all 34 games with 30 starts. A well-rounded point guard and leader, Gasser showed his versatility posting Wisconsin's first-ever triple double at Northwestern (1/23/11). The Port Washington, Wis. native also saw his freshman campaign highlighted by a 2.50 assist-to-turnover ratio (75 assists, 30 turnovers) and a buzzer-beating 3-pointer to give Wisconsin a dramatic win at Michigan (2/23/11).

- Became the 1st UW freshman to hit a game-winning buzzer beater (final second or as time expired) with his 3-pointer at the buzzer to win at Michigan (2/23/11)

Career

- Has appeared in 34 games (30 starts)
- Owns nine double-digits scoring games

2010-11

Saw action in all 34 games, including 30 starts ... averaged 28.1 minutes per game, third-highest on the team ... had a 3.31 assist-to-turnover ratio in Big Ten play, would have ranked 2nd in the conference but did not meet the 3.0 assists-per-game minimum ... finished with a total of 13 turnovers in 18 conference games, averaging one every 39.8 minutes (13 TOs in 518 minutes) ... shot 48.0% from 3-point range (12-of-25) over last 14 games after shooting 18.4% (7-of-38) in first 20 games ... ranked 4th on the team in scoring (5.9 ppg), 4th in rebounding (3.9 rpg) and 2nd with 75 assists ... ranked 2nd on team (min. 20 attempts), shooting .855 (47-of-55) at the free throw line ... his 2.50 (75 assists, 30 turnovers) assist-to-turnover ratio ranked 2nd on the team and was good for 5th in UW history ... scored 11 points (3-of-4 FGs, 4-of-4 FTs) and added 7 rebounds and

Record Book

- Recorded the first triple-double in UW history with 10 points, 12 rebounds and 10 assists at Northwestern (1/23/11)
- Became first Big Ten freshman to record an official triple-double and the first since Earvin "Magic" Johnson accomplished it in 1977
- Scored 21 points in first-career game, ranking as the second-best freshman debut in UW annals
- His 2.50 assist-to-turnover ratio ranks as the 5th-best single-season mark in UW annals
- Equaled UW freshman record by appearing in 34 games and his 30 starts are the third-most among Badger freshmen

2 steals in 36 minutes vs. Kansas State ... scored team-high 17 points on 7-for-10 shooting at Ohio State, going 2-for-3 from 3-point range ... hit game-winning 3-pointer as time expired to lift UW to a 53-52 win at Michigan. Scored UW's final 5 points ... tallied 11 points and added 5 assists against a single turnover in win over Penn State ... scored 11 points (3-for-3 from 3-point range), with 7 rebounds and 2 assists in win over No. 1 Ohio State ... chipped in 11 points (2-of-2 from 3-point range), 4 rebounds, 2 assists and 1 steal in win over Purdue ... scored 10 points and added career-high 12 rebounds and career-best 10 assists at Northwestern to record the first-ever triple-double in school history ... made first career start vs. North Dakota, scoring 7 points, grabbing 6 rebounds and dishing 4 assists ... scored 21 points (9-for-10 free throws) with a team-high 9 rebounds, 3 assists and 1 steal in his first collegiate game vs. Prairie View A&M

High School

Wisconsin Gatorade Player of the Year and AP first-team all-state selection as a senior, averaging 23.9 points, 9.6 rebounds and 4.8 assists ... Port Washington's all-time leading scorer, rebounder and holds the free-throw percentage record ... averaged double figures in both points and rebounds in each of his final three seasons, earning all-state honors from the *Milwaukee Journal Sentinel* in all three seasons ... averaged 22 points, 11 rebounds and 3 assists per game as a junior, earning conference MVP honors ... posted averages of 21 points and 10 rebounds during sophomore year ... honor roll student

Personal

Full name is Joshua Patrick Gasser ... last name pronounced GAH-sir ... parents are Pat and Joan Gasser ... has three older sisters: Becky, Carrie and Lauren ... sister, Becky, is a UW alum ... major is undecided

GASSER'S CAREER STATISTICS

Overall		3-Point							Rebounding								
Year	GP-GS	Min/Avg	FG-FGA	Pct	FG-FGA	Pct	FT-FTA	Pct	Off-Def	Tot	Avg	PF-FO	Ast	TO	Blk	Stl	Pts/Avg
2010-11	34-30	957/28.1	68-144	.472	19-63	.302	47-55	.855	42-90	132	3.9	80-3	75	30	2	17	202/5.9
Total	34-30	957/28.1	68-144	.472	19-63	.302	47-55	.855	42-90	132	3.9	80-3	75	30	2	17	202/5.9
Big Ten		3-Point							Rebounding								
Year	GP-GS	Min/Avg	FG-FGA	Pct	FG-FGA	Pct	FT-FTA	Pct	Off-Def	Tot	Avg	PF-FO	Ast	TO	Blk	Stl	Pts/Avg
2010-11	18-15	518/28.8	37-69	.536	12-29	.414	18-22	.818	21-52	73	4.1	45-2	43	13	1	7	104/5.8
Total	18-15	518/28.8	37-69	.536	12-29	.414	18-22	.818	21-52	73	4.1	45-2	43	13	1	7	104/5.8

32 Evan Anderson

C • So./Fr. • 6-10 • 260
Stanley, Wis. (Eau Claire North)

Humble and hard-working Wisconsin product who immediately adds tremendous size to the Badger front line. His big body and physical presence will serve him well on the defensive end as he continues to develop a back-to-the-basket offensive game.

2010-11

Redshirt season

High School

Earned all-state honorable mention honors and a first-team all-conference bid as a senior after averaging 10.0 points, 5.6 rebounds and 3.5 blocks per game ... also tabbed as a McDonald's All-American nominee ... averaged 8.9 points, 6.0 rebounds and 3.5 blocks per game in an injury-

shortened junior season, but still earned all-state honorable mention honors from the Associated Press ... helped lead Eau Claire North to back-to-back state tournament appearances in 2008 and 2009 ... received All-Big Rivers Conference honorable mention as a sophomore, posting 9.0 points and 6.0 rebounds and 4.0 blocks per game ... spent freshman year playing at Stanley-Boyd High School ... was named second-team All-Cloverbelt Conference after posting per-game averages of 12.0 points, 10.0 rebounds and 5.4 blocks as a freshman ... set school single-season record with 98 blocks

Personal

Parents are Jim and Bernadette Anderson ... has one older brother, Jon ... major is undecided

12 Traevon Jackson

G • Fr./Fr. • 6-2 • 208

Westerville, Ohio (South)

High School

Finished career as school's all-time leading scorer ... second-team all-state honoree and first-team all-metro and all-district as a senior ... averaged 18.3 points, 7.0 rebounds, 4.4 assists and 3.3 steals per game in senior campaign as he was named the conference player of the year ... captained his team to a 20-0 regular-season record as a junior in 2010 and was named the Ohio Capital Conference Player of the Year as well as second-team all-state ... averaged 19 points, 8 rebounds, 6 assists and 4 steals ... also earned first-team All-Metro (*Columbus Dispatch*) and first-team All-Central District as a junior ... as a sophomore, named

first-team all-conference and honorable mention all-metro/all-district ... member of National Honor Society and the Fellowship of Christian Athletes ... high school coach was Ed Calo

Personal

Parents are Jimmy and Tammy Jackson ... has two older sisters, Amber and Tawna ... father, Jim, was the fourth overall pick in the 1992 NBA Draft and played in the NBA for 14 seasons with 12 different teams ... Jim played college basketball at Ohio State where he was a two-time All-American and two-time Big Ten Player of the Year; his jersey was retired by the school in 2001

44 Frank Kaminsky

F • Fr./Fr. • 6-11 • 230

Lisle, Ill. (Benet Academy)

High School

Named first-team all-state by the *Chicago Sun-Times* and the IBCA and second-team all-state by the AP after averaging 14.2 points, 8.7 rebounds, 4.2 blocks and 2.8 assists as a senior ... also named all-area, all-conference and East Suburban Catholic Conference Player of the Year ... averaged a double-double with 13 points, 10 rebounds and 4 blocks per game as a junior ... honorable mention all-state, all-conference and all-area as a junior ... helped Benet post a 26-4 record in 2009-10 and reach the supersectionals, scoring 39 in a state tournament game ... high school coach was Gene Heidkamp

Personal

Parents are Frank and Mary Kaminsky ... has two sisters, Kaylee and Hannah; three step-sisters Jamie, Gabbie and Grace and a step-brother, Steve ... father, Frank, played college basketball at Lewis University where he finished as the 7th-leading scorer in school history with 1,521 points and was elected to the school's Hall of Fame in 1992; also played professionally in South America ... mother, Mary, played volleyball at Northwestern ... aunt, Karen, and uncle, Jim, each played basketball at Northwestern

3 George Marshall

G • Fr./Fr. • 5-11 • 180

Chicago, Ill. (Brooks College Prep)

High School

Named second-team all-state by the AP as a senior after averaging 17.3 points, 5.9 rebounds and 5.4 assists per game ... missed six weeks of senior season with a hand injury, but returned in February to lead team to Chicago Public League Championship, hitting game-winner with 4 seconds left in semis and scoring game-high 23 points in finals ... earned 2010 honorable mention All-City and All-Area from the *Chicago Sun-Times* ... averaged 17 points, 5 assists, 4 rebounds and 2 steals as a junior while leading Brooks to a 24-9 record ... as a sophomore, averaged 16 points, 5 assists, 4 rebounds and 2 steals per game to lead Brooks to a

Red South conference championship and a 24-7 record ... honored with 2009 All-City by the Chicago Public League Basketball Coaches Association, as well as all-conference and all-area honors ... in freshman season, averaged 15 points, 7 assists and 3 steals per game to earn all-conference honors ... a four-year starter ... head coaches were Chris Head and Erick Locke

Personal

Parents are George, Sr. and Maria Marshall ... has one brother, Fred Smith, and two sisters, Alleachia Smith and Dawn ... father, George, played college basketball at Bowling Green

2 Jordan Smith

G • Fr./Fr. • 6-1 • 175
Orono, Minn. (Orono)

High School

The leading scorer in Orono High School history with 2,518 career points to rank 12th in Minnesota boys high school history ... one of the top 3-point shooters in Minnesota high school history, finishing career making 47 percent (321-686) of his shots from long range ... led the Spartans to a 28-4 record and the 2011 Class AAA State Championship as a senior, averaging 21.5 points, 3.0 assists, 4.0 rebounds and 2.0 steals per game this season ... earned *Minnesota Basketball News* (MBBN) 3A State Player of the Year honors after shooting 47 percent from the field as a senior, including a mark of 53 percent from 3-point range ... also earned MBBN All-State honors as

a junior and senior and was a four-time All-Conference honoree ... as a junior averaged 22.5 points per game as Orono posted a record of 24-6 ... was a four-time all-conference honoree ... played six years of varsity basketball, first joining the team as a seventh grader, and started the final four seasons ... head coach was Barry Wohler

Personal

Parents are Gregg and Melanie Smith ... has a sister, Nicole, and a brother, Brandon ... father, Gregg, played football at the University of Minnesota ... a high school teammate of former Badger Jon Leuer from 2006-07 ... also played in the same AAU program, 43 Hoops, as current Badger Mike Bruesewitz

30 Jarrod Uthoff

F • Fr./Fr. • 6-8 • 200
Cedar Rapids, Iowa (Jefferson)

High School

Named 2011 Mr. Basketball and 2011 Gatorade Player of the Year in Iowa ... 1,000-point scorer for his career ... named first-team all-state and Mississippi Valley Conference Player of the Year after averaging 26.2 points, 11.2 rebounds and 3.2 blocks per game in senior season ... team captain as a senior ... as a junior, averaged 21 points and 10 rebounds per game while guiding his team to its first Class 4A state tournament appearance since 1999 ... first-team all-state and 2010 Mississippi Valley Conference Player of the Year ... made 55 percent of field-goal attempts and 80 percent of free-throw attempts as a junior ... first-team All-State pick by the Iowa Newspaper Association and a second-team

All-State pick by the Des Moines Register ... averaged 15 points and 7.6 rebounds per game to earn honorable mention all-conference honors as a sophomore ... Academic All-MVC in senior and junior seasons ... member of National Honor Society and junior class president with a 4.0 grade-point-average ... was a Read Along mentor for two years ... Little J-Hawk Camp volunteer for three years ... volunteer peer helper for basketball and bowling for Special Olympics ... high school coach was Stu Ordman

Personal

Parents are Dale and Diane Uthoff ... has an older brother, Dale, and three older sisters, Erika, Jenna and Valerie

Game-by-Game Statistics

Jared Berggren

2009-10

OPP.	MP	FG	3FG	FT	O-D-T	A	TO	B	S	TP
IPFW	9	1-1	0-0	0-0	0-1-1	2	0	1	0	2
Oakland	6	0-1	0-0	0-0	0-1-1	0	0	0	0	0
vs. Arizona	9	0-2	0-0	0-0	0-0-0	1	1	0	0	0
vs. Gonzaga				DNP						
vs. Maryland	3	1-1	0-0	1-1	0-0-0	0	1	0	0	3
Duke	3	1-1	0-0	0-0	0-1-1	0	0	0	0	2
Grambling State	10	2-2	0-0	1-2	0-0-0	0	1	0	0	5
at Green Bay				DNP						
Marquette				DNP						
Cal Poly	6	2-2	0-0	1-1	0-1-1	0	1	0	0	5
Milwaukee				DNP						
Illinois-Chicago	5	0-0	0-0	0-2	0-1-1	0	0	0	0	0
Ohio State	2	0-0	0-0	0-0	0-0-0	0	0	0	0	0
at Penn State	1	0-0	0-0	0-0	0-0-0	0	0	0	0	0
at Michigan State	0	0-0	0-0	0-0	0-0-0	0	0	0	0	0
Purdue				DNP						
at Northwestern				DNP						
at Ohio State	6	0-0	0-0	0-0	0-0-0	0	0	0	0	0
Michigan				DNP						
Penn State				DNP						
at Purdue	3	1-1	1-1	0-0	0-0-0	0	0	0	0	0
Michigan State	0	0-0	0-0	0-0	0-0-0	0	0	0	0	0
at Michigan	2	0-0	0-0	0-0	0-0-0	0	0	0	0	0
Illinois	1	0-0	0-0	0-0	0-0-0	0	0	0	0	0
Indiana	5	0-1	0-0	0-0	1-0-1	0	0	0	0	0
at Minnesota				DNP						
Northwestern				DNP						
at Indiana				DNP						
Iowa	2	0-1	0-0	0-0	1-1-2	0	0	0	0	0
at Illinois				DNP						
vs Illinois				DNP						
vs Wofford				DNP						
vs Cornell	5	0-0	0-0	0-0	0-0-0	1	0	0	0	0

2010-11

OPP.	MP	FG	3FG	FT	O-D-T	A	TO	B	S	TP
Prairie View A&M	14	2-5	1-4	2-2	1-0-1	1	0	0	1	7
North Dakota	7	0-0	0-0	0-0	0-0-0	2	1	0	0	0
at UNLV	13	2-3	0-0	1-2	1-3-4	2	1	1	0	5
vs Manhattan	4	0-1	0-0	0-0	0-1-1	0	1	0	0	0
vs Boston College				DNP						
vs Notre Dame	6	2-2	0-0	0-0	0-1-1	0	1	0	0	4
NC State	12	4-5	3-3	1-2	1-2-3	0	1	0	0	12
South Dakota				DNP						
Milwaukee	9	0-0	0-0	0-0	0-1-1	1	4	0	0	0
at Marquette	9	4-7	0-2	0-0	1-0-1	0	1	0	0	8
Green Bay	3	0-0	0-0	0-0	0-1-1	0	1	0	0	0
Coppin State	9	3-3	1-1	1-1	2-1-3	0	1	1	0	8
Minnesota	21	4-6	0-1	0-0	0-4-4	0	0	3	0	8
at Illinois	11	0-2	0-0	1-2	2-1-3	0	0	1	0	1
Michigan	3	0-0	0-0	0-0	0-1-1	1	0	0	0	0
at Michigan State	6	0-1	0-0	0-0	0-0-0	0	1	0	0	0
Illinois	15	1-4	0-2	0-0	2-2-4	1	0	1	0	2
Indiana	2	0-0	0-0	0-0	0-0-0	0	0	0	0	0
at Northwestern	3	0-1	0-0	1-2	0-0-0	0	0	0	0	1
at Penn State	1	0-0	0-0	0-0	0-0-0	0	0	1	0	0
Purdue				DNP						
Michigan State	6	0-2	0-1	0-0	0-0-0	0	0	0	0	0
at Iowa				DNP						
Ohio State	6	0-1	0-1	0-0	0-0-0	0	1	1	0	0
at Purdue	5	0-1	0-1	0-0	0-0-0	0	0	0	0	0
Penn State	4	0-0	0-0	0-0	0-0-0	0	0	0	0	0
at Michigan				DNP						
Northwestern	0	0-0	0-0	0-0	0-0-0	0	0	0	0	0
at Indiana	3	1-1	0-0	0-0	0-0-0	0	0	0	0	2
at Ohio State	7	1-3	0-1	1-2	0-0-0	0	1	0	0	3
vs Penn State	2	0-1	0-1	0-0	0-0-0	0	0	0	0	0
vs Belmont	9	2-2	2-2	0-0	0-2-2	0	0	0	0	6
vs Kansas State	7	1-2	0-1	0-0	0-0-0	1	0	0	0	2
vs Butler	3	0-2	0-1	0-0	0-1-1	0	0	0	0	0

Mike Bruesewitz

2009-10

OPP.	MP	FG	3FG	FT	O-D-T	A	TO	B	S	TP
IPFW				DNP						
Oakland	2	0-1	0-0	0-0	0-0-0	0	2	0	0	0
vs. Arizona	22	3-6	0-1	0-0	3-4-7	0	0	0	0	6
vs. Gonzaga	10	0-0	0-0	0-0	1-2-3	0	1	0	0	0
vs. Maryland	11	1-2	0-1	0-0	2-1-3	0	0	1	0	2
Duke	2	0-0	0-0	0-0	0-1-1	0	0	0	0	0
Grambling State	7	1-4	0-0	0-0	0-1-1	0	1	0	0	2
at Green Bay				DNP						
Marquette				DNP						
Cal Poly	7	0-1	0-1	0-0	0-0-0	0	0	0	0	0
Milwaukee	4	0-0	0-0	0-0	0-2-2	0	0	0	0	0
Illinois-Chicago	13	1-3	0-0	2-2	2-0-2	0	0	0	0	4
Ohio State	2	0-0	0-0	0-0	0-0-0	0	2	0	0	0
at Penn State				DNP						
at Michigan State	4	0-1	0-0	0-0	1-4-5	0	1	0	0	0
Purdue	6	0-1	0-1	1-2	2-3-5	0	1	0	0	1
at Northwestern	9	1-2	0-0	0-0	4-0-4	1	0	0	0	2
at Ohio State	10	0-1	0-0	0-0	1-0-1	0	1	0	0	0
Michigan	4	1-2	0-1	0-0	0-1-1	0	0	0	0	2
Penn State	4	0-0	0-0	0-0	0-0-0	0	1	0	0	0
at Purdue	2	0-0	0-0	0-0	0-0-0	0	0	0	0	0
Michigan State	3	0-0	0-0	0-0	0-0-0	0	0	0	0	0
at Michigan	3	0-1	0-1	0-0	0-0-0	0	0	0	0	0
Illinois				DNP						
Indiana	18	1-2	0-0	0-0	6-1-7	2	0	0	1	2
at Minnesota	20	0-2	0-1	0-0	3-1-4	0	1	0	0	0
Northwestern	14	1-1	0-0	2-2	2-1-3	1	0	0	0	4
at Indiana	8	0-0	0-0	1-2	0-3-3	0	0	0	0	1
Iowa	7	1-2	0-0	0-0	1-0-1	0	0	0	0	2
at Illinois	1	0-0	0-0	2-2	0-0-0	0	0	0	0	2
vs Illinois	5	1-2	0-1	0-0	0-0-0	0	0	0	0	2
vs Wofford	8	0-2	0-0	0-0	2-1-3	0	0	0	1	0
vs Cornell	1	0-0	0-0	0-0	1-0-1	0	0	0	0	0

2010-11

OPP.	MP	FG	3FG	FT	O-D-T	A	TO	B	S	TP
Prairie View A&M	19	4-4	3-3	0-0	2-4-6	2	1	0	0	11
North Dakota	18	3-5	0-0	0-0	1-1-2	0	1	0	0	6
at UNLV	21	2-4	0-1	2-2	2-2-4	1	4	0	0	6
vs Manhattan	22	0-3	0-2	0-0	0-3-3	0	1	0	2	0
vs Boston College	28	3-4	0-1	0-0	3-1-4	2	0	0	1	6
vs Notre Dame	16	0-2	0-0	0-0	2-0-2	0	0	0	0	0
NC State	24	3-3	3-3	0-0	0-1-1	1	0	0	0	9
South Dakota	34	3-5	1-2	1-2	2-2-4	2	1	0	0	8
Milwaukee	20	0-3	0-2	0-0	0-0-0	0	1	0	0	0
at Marquette	25	1-5	0-2	0-0	4-4-8	2	1	0	0	2
Green Bay	31	6-8	2-4	4-5	1-3-4	0	1	1	0	18
Coppin State	22	1-5	1-4	2-4	3-2-5	6	0	0	0	5
Minnesota	16	0-2	0-1	0-0	0-0-0	0	0	2	0	0
at Illinois	19	0-3	0-2	1-2	2-0-2	2	0	0	0	1
Michigan	13	3-3	0-0	0-0	0-0-0	0	1	0	0	6
at Michigan St.	12	1-4	0-3	0-0	2-0-2	0	0	0	1	2
Illinois	20	1-5	1-2	2-2	2-2-4	0	1	0	1	5
Indiana	27	2-4	0-2	1-1	0-1-1	0	0	0	0	5
at Northwestern	24	4-5	2-3	0-0	3-0-3	2	0	0	1	10
at Penn State	15	0-3	0-2	0-0	0-0-0	0	1	0	0	0
Purdue	14	0-3	0-1	0-0	1-0-1	2	0	0	2	0
Michigan State	15	0-0	0-0	0-0	1-3-4	1	0	0	0	0
at Iowa	9	1-2	0-1	0-0	1-1-2	1	1	0	0	2
Ohio State	22	4-5	2-2	2-2	1-1-2	1	1	0	0	12
at Purdue	13	1-5	0-3	0-0	2-2-4	0	1	0	0	2
Penn State	11	1-1	1-1	0-0	1-0-1	0	2	0	0	3
at Michigan	7	0-0	0-0	0-0	0-2-2	1	0	0	0	0
Northwestern	19	1-3	0-2	0-0	0-3-3	2	0	0	0	2
at Indiana	25	1-2	0-1	0-0	3-4-7	2	2	0	0	2
at Ohio State	16	2-3	0-1	1-2	0-0-0	1	1	1	0	5
vs Penn State	19	1-3	0-1	0-0	2-3-5	1	0	0	1	2
vs Belmont	28	3-4	2-3	0-0	2-7-9	1	4	0	0	8
vs Kansas State	29	3-4	2-3	3-4	0-6-6	0	1	0	0	11
vs Butler	22	2-6	0-4	3-3	2-2-4	1	1	0	1	7

Ben Brust

2010-11

OPP.	MP	FG	3FG	FT	O-D-T	A	TO	B	S	TP
Prairie View A&M	.6	1-3	0-2	0-0	0-1-1	0	1	0	0	2
North Dakota	.7	0-1	0-0	0-0	0-0-0	0	1	0	0	0
at UNLV				DNP						
vs. Manhattan	.5	1-2	1-2	0-0	0-0-0	0	0	0	0	3
vs. Boston College				DNP						
vs. Notre Dame	.0	0-0	0-0	0-0	0-0-0	0	0	0	0	0
NC State	.1	0-1	0-1	0-0	1-1-2	0	0	0	0	0
South Dakota	.6	1-1	0-0	0-0	1-0-1	0	0	0	1	2
Milwaukee	.4	0-0	0-0	0-0	0-2-2	0	0	0	0	0
at Marquette	.5	0-2	0-0	0-0	0-0-0	0	0	0	0	0
Green Bay	.3	0-2	0-1	0-0	0-0-0	0	0	0	0	0
Coppin State	.2	0-1	0-1	0-0	0-0-0	0	0	0	0	0
Minnesota				DNP						
at Illinois				DNP						
Michigan				DNP						
at Michigan State				DNP						
Illinois				DNP						
Indiana				DNP						
at Northwestern	.4	0-1	0-1	0-0	0-1-1	0	0	0	0	0
at Penn State	.1	0-1	0-1	0-0	0-0-0	1	0	0	0	0
Purdue				DNP						
Michigan State	.1	1-1	1-1	0-0	0-0-0	0	0	0	0	3
at Iowa				DNP						
Ohio State				DNP						
at Purdue				DNP						
Penn State				DNP						
at Michigan				DNP						
Northwestern	.0	0-0	0-0	0-0	0-0-0	0	0	0	0	0
at Indiana				DNP						
at Ohio State				DNP						
vs. Penn State				DNP						
vs. Belmont				DNP						
vs. Kansas State				DNP						
vs. Butler	.0	0-0	0-0	0-0	0-0-0	0	0	0	0	0

Duje Dukan

2010-11

OPP.	MP	FG	3FG	FT	O-D-T	A	TO	B	S	TP
Prairie View A&M	.3	1-2	0-0	0-0	2-0-0	0	0	0	0	2
North Dakota	.4	0-0	0-0	0-0	0-1-1	0	0	0	0	0
at UNLV				DNP						
vs. Manhattan				DNP						
vs. Boston College				DNP						
vs. Notre Dame				DNP						
NC State	.2	0-1	0-0	0-0	0-1-1	0	0	0	0	0
South Dakota				DNP						
Milwaukee	.1	0-0	0-0	0-0	0-0-0	0	0	0	0	0
at Marquette				DNP						
Green Bay				DNP						
Coppin State	.1	0-0	0-0	0-0	0-0-0	0	0	0	0	0
Minnesota				DNP						
at Illinois				DNP						
Michigan				DNP						
at Michigan State				DNP						
Illinois				DNP						
Indiana				DNP						
at Northwestern	.3	0-1	0-0	0-0	0-1-1	0	0	0	0	0
at Penn State				DNP						
Purdue				DNP						
Michigan State	.1	0-0	0-0	0-0	0-0-0	0	0	0	0	0
at Iowa				DNP						
Ohio State				DNP						
at Purdue				DNP						
Penn State				DNP						
at Michigan				DNP						
Northwestern				DNP						
at Indiana				DNP						
at Ohio State				DNP						
vs. Penn State				DNP						
vs. Belmont				DNP						
vs. Kansas State				DNP						
vs. Butler	.0	0-0	0-0	0-0	0-0-0	0	0	0	0	0

Ryan Evans

2009-10

OPP.	MP	FG	3FG	FT	O-D-T	A	TO	B	S	TP
IPFW	.19	2-4	0-1	2-5	0-3-3	1	1	1	1	6
Oakland	.22	2-6	0-0	0-0	2-5-7	0	1	1	0	4
vs. Arizona	.13	1-2	1-1	2-2	0-3-3	2	1	0	0	5
vs. Gonzaga	.8	0-3	0-0	0-0	1-1-2	0	2	0	0	0
vs. Maryland	.10	2-3	0-0	0-0	0-1-1	1	0	0	1	4
Duke	.21	1-6	0-0	0-0	4-4-8	1	1	2	0	2
Grambling State	.11	2-4	0-0	1-1	1-5-6	1	1	0	0	5
at Green Bay	.21	5-5	0-0	1-2	0-2-2	0	2	1	0	11
Marquette	.17	2-6	0-0	0-0	1-1-2	0	2	0	2	4
Cal Poly	.18	2-3	0-0	4-6	1-2-3	1	2	0	0	8
Milwaukee	.8	0-5	0-0	0-0	1-1-2	1	1	0	0	0
Illinois-Chicago	.16	5-7	0-0	0-0	2-3-5	0	1	0	0	10
Ohio State	.20	2-5	0-0	0-0	0-2-2	0	1	1	0	4
at Penn State	.20	3-4	0-0	4-6	1-1-2	0	0	0	1	10
at Michigan State	.8	0-2	0-1	0-0	0-2-2	2	0	0	1	0
Purdue	.17	3-5	0-0	1-1	1-2-3	0	0	0	0	7
at Northwestern	.6	1-3	0-0	0-0	0-3-3	0	0	0	0	2
at Ohio State	.13	0-1	0-0	0-0	1-4-5	0	2	0	0	0
Michigan	.11	2-3	0-0	0-0	0-1-1	0	1	0	0	4
Penn State	.6	0-1	0-0	0-0	1-1-2	2	2	2	0	0
at Purdue	.11	1-2	0-0	0-0	0-1-1	1	0	0	0	2
Michigan State	.9	1-1	0-0	0-0	0-3-3	0	0	0	2	2
at Michigan	.16	0-3	0-0	0-0	2-2-4	1	2	0	1	0
Illinois	.4	0-0	0-0	0-0	0-0-0	0	0	0	0	0
Indiana	.14	3-5	0-0	0-1	1-2-3	2	2	1	0	6
at Minnesota	.3	0-0	0-0	0-0	0-1-1	0	0	0	0	0
Northwestern	.3	1-2	0-0	0-0	0-0-0	0	0	1	0	2
at Indiana	.11	0-1	0-0	0-0	1-4-5	0	1	1	0	0
Iowa	.12	0-3	0-1	0-0	0-2-2	0	0	0	0	0
at Illinois	.17	0-1	0-0	0-0	1-5-6	1	0	0	1	0
vs. Illinois	.13	2-5	0-0	0-0	2-2-4	1	0	0	0	4
vs. Wofford	.10	1-4	0-1	1-4	0-1-1	0	0	0	0	3
vs. Cornell	.27	4-5	0-0	3-3	3-3-6	3	0	0	2	11

2010-11

OPP.	MP	FG	3FG	FT	O-D-T	A	TO	B	S	TP
Prairie View A&M	.11	1-3	0-1	0-1	1-2-3	1	1	1	0	2
North Dakota	.21	3-6	0-0	5-7	1-5-6	1	2	1	0	11
at UNLV	.20	4-8	0-0	3-4	1-5-6	0	4	0	0	11
vs. Manhattan	.12	2-6	0-0	0-0	0-1-1	1	1	1	1	4
vs. Boston College	.14	0-6	0-1	2-2	1-1-2	0	1	0	0	2
vs. Notre Dame	.16	1-3	0-0	0-0	1-4-5	1	0	0	0	2
NC State	.18	2-7	0-0	5-6	2-1-3	2	1	1	0	9
South Dakota	.6	0-2	0-0	0-0	0-1-1	1	3	0	0	0
Milwaukee	.17	1-5	0-0	1-1	2-3-5	1	0	0	0	3
at Marquette	.15	1-3	0-0	0-0	2-1-3	3	1	0	0	2
Green Bay	.5	0-1	0-0	0-0	1-1-2	2	0	1	0	0
Coppin State	.15	1-5	0-1	0-0	0-5-5	0	0	0	0	2
Minnesota	.10	0-1	0-0	0-0	0-1-1	0	1	1	0	0
at Illinois	.9	1-1	0-0	0-0	0-0-0	0	1	0	0	2
Michigan	.6	1-2	0-0	0-0	0-1-1	0	0	0	0	2
at Michigan State	.4	0-0	0-0	0-0	0-1-1	0	1	0	0	0
Illinois	.1	0-0	0-0	0-0	0-0-0	0	0	0	0	0
Indiana	.1	0-0	0-0	0-0	0-0-0	0	0	0	0	0
at Northwestern	.6	1-1	0-0	0-0	1-0-1	1	2	0	0	2
at Penn State	.7	0-1	0-0	0-0	0-2-2	0	0	0	0	0
Purdue	.19	5-9	0-0	0-0	0-1-1	0	0	0	1	10
Michigan State	.10	0-1	0-0	2-2	0-1-1	0	0	0	0	2
at Iowa	.11	1-3	0-0	0-0	1-1-2	1	0	1	0	2
Ohio State	.11	1-1	0-0	0-0	0-0-0	0	1	0	1	2
at Purdue	.28	3-8	0-0	5-6	1-5-6	1	0	0	0	11
Penn State	.23	0-3	0-0	3-4	1-2-3	0	1	1	1	3
at Michigan	.9	0-2	0-0	0-0	1-1-2	0	0	0	1	0
Northwestern	.5	0-1	0-0	0-0	0-0-0	0	1	0	1	0
at Indiana	.11	0-3	0-0	0-0	0-4-4	0	0	0	0	0
at Ohio State	.14	1-4	0-0	1-2	1-3-4	0	1	2	0	3
vs. Penn State	.14	1-3	0-0	0-0	1-2-3	0	0	1	0	2
vs. Belmont	.12	1-3	0-0	2-4	1-2-3	0	0	0	0	4
vs. Kansas St.	.5	1-3	0-0	0-0	0-1-1	0	0	0	0	2
vs. Butler	.7	0-1	0-0	0-0	0-1-1	0	0	0	0	0

Dan Fahey

2009-10

OPP.	MP	FG	3FG	FT	O-D-T	A	TO	B	S	TP
IPFW				DNP						
Oakland				DNP						
vs. Arizona				DNP						
vs. Gonzaga				DNP						
vs. Maryland				DNP						
Duke				DNP						
Grambling State	1	0-0	0-0	0-0	0-0-0	0	0	0	0	0
at Green Bay				DNP						
Marquette				DNP						
Cal Poly	2	0-0	0-0	0-0	0-0-0	0	0	0	0	0
Milwaukee				DNP						
Illinois-Chicago	2	0-0	0-0	0-0	0-1-1	0	0	0	0	0
Ohio State	1	0-0	0-0	0-0	0-0-0	0	0	0	0	0
at Penn State				DNP						
at Michigan State				DNP						
Purdue				DNP						
at Northwestern				DNP						
at Ohio State				DNP						
Michigan				DNP						
Penn State				DNP						
at Purdue				DNP						
Michigan State				DNP						
at Michigan				DNP						
Illinois				DNP						
Indiana				DNP						
at Minnesota				DNP						
Northwestern				DNP						
at Indiana				DNP						
Iowa	1	0-0	0-0	0-0	0-0-0	0	0	0	0	0
at Illinois				DNP						
vs Illinois				DNP						
vs Wofford				DNP						
vs Cornell				DNP						

2010-11

OPP.	MP	FG	3FG	FT	O-D-T	A	TO	B	S	TP
Prairie View A&M				DNP						
North Dakota				DNP						
at UNLV				DNP						
vs. Manhattan				DNP						
vs. Boston College				DNP						
vs. Notre Dame				DNP						
NC State				DNP						
South Dakota				DNP						
Milwaukee	1	0-0	0-0	0-0	0-0-0	0	0	0	0	0
at Marquette				DNP						
Green Bay				DNP						
Coppin State	1	0-0	0-0	0-0	0-0-0	0	0	0	0	0
Minnesota				DNP						
at Illinois				DNP						
Michigan				DNP						
at Michigan State				DNP						
Illinois				DNP						
Indiana				DNP						
at Northwestern				DNP						
at Penn State				DNP						
Purdue				DNP						
Michigan State				DNP						
at Iowa				DNP						
Ohio State				DNP						
at Purdue				DNP						
Penn State				DNP						
at Michigan				DNP						
Northwestern	0	0-0	0-0	0-0	0-0-0	0	0	0	0	0
at Indiana				DNP						
at Ohio State				DNP						
vs. Penn State				DNP						
vs. Belmont				DNP						
vs. Kansas State				DNP						
vs. Butler				DNP						

Josh Gasser

2010-11

OPP.	MP	FG	3FG	FT	O-D-T	A	TO	B	S	TP
Prairie View A&M	26	5-8	2-4	9-10	6-3-9	3	1	0	1	21
North Dakota	25	3-6	0-1	1-1	1-5-6	4	1	0	0	7
at UNLV	37	2-8	1-6	2-2	4-3-7	2	2	0	0	7
vs Manhattan	35	5-9	0-3	2-3	1-1-2	4	1	0	1	12
vs Boston College	31	3-6	0-2	2-3	2-4-6	2	0	0	1	8
vs Notre Dame	22	0-3	0-1	0-0	0-3-3	2	0	0	0	0
NC State	20	1-2	1-2	0-0	0-2-2	3	0	0	0	3
South Dakota	28	2-7	1-4	0-0	2-2-4	2	2	0	1	5
Milwaukee	16	2-5	0-2	4-4	0-2-2	0	1	0	1	8
at Marquette	30	2-6	0-2	0-0	1-0-1	2	1	0	1	4
Green Bay	24	0-1	0-0	2-2	0-3-3	0	3	1	0	2
Coppin State	25	1-3	1-2	0-0	0-2-2	4	0	0	0	3
Minnesota	31	1-5	0-2	0-0	2-0-2	3	0	0	1	2
at Illinois	15	0-1	0-1	0-0	1-2-3	2	0	0	0	0
Michigan	12	1-3	0-1	0-0	2-0-2	0	0	0	0	2
at Michigan State	19	2-2	0-0	1-1	1-3-4	3	0	0	1	5
Illinois	23	0-0	0-0	2-4	0-0-0	0	1	0	0	2
Indiana	21	1-3	0-1	0-0	0-1-1	3	1	0	0	2
at Northwestern	30	4-7	1-3	1-1	2-10-12	10	1	0	1	10
at Penn State	28	1-4	0-1	0-0	0-3-3	2	2	0	0	2
Purdue	35	4-4	2-2	1-2	1-3-4	2	0	0	1	11
Michigan State	33	2-2	1-1	0-0	0-2-2	0	0	0	0	5
at Iowa	36	1-4	0-2	0-0	3-4-7	4	0	0	0	2
Ohio State	36	4-5	3-3	0-0	0-7-7	2	1	0	0	11
at Purdue	34	1-7	0-2	1-1	3-5-8	1	1	0	1	3
Penn State	34	3-4	1-2	4-4	0-2-2	5	1	0	0	11
at Michigan	36	2-4	1-3	0-0	2-2-4	1	3	1	1	5
Northwestern	33	2-3	1-2	5-6	1-1-2	1	2	0	1	10
at Indiana	26	1-1	0-0	2-2	0-4-4	3	0	0	0	4
at Ohio State	36	7-10	2-3	1-1	3-3-6	1	0	0	0	17
vs Penn State	33	0-1	0-1	0-0	1-2-3	0	0	0	1	0
vs Belmont	18	0-1	0-0	1-2	0-0-0	2	3	0	0	1
vs Kansas State	36	3-4	1-2	4-4	2-5-7	0	1	0	2	11
vs Butler	33	2-5	0-2	2-2	1-1-2	2	1	0	1	6

Jordan Taylor

2008-09

OPP.	MP	FG	3FG	FT	O-D-T	A	TO	B	S	TP
Long Beach St.	15	1-3	0-1	0-0	0-4-4	2	1	0	0	2
SIU-Ed.	16	0-1	0-0	0-1	0-2-2	2	2	0	0	0
vs. Iowa	15	0-0	0-0	0-0	0-0-0	1	1	0	0	0
vs. San Diego	12	0-2	0-0	0-0	0-0-0	0	1	0	0	0
vs. Connecticut	9	0-1	0-0	0-0	1-0-1	1	2	0	0	0
Milwaukee	22	2-5	0-1	0-0	2-0-2	2	1	0	1	4
at Virginia Tech	13	1-4	0-2	0-0	0-1-1	1	0	0	0	2
at Marquette	11	0-3	0-1	1-3	0-0-0	0	0	0	0	1
Idaho St.	4	0-0	0-0	0-0	0-0-0	0	0	0	1	0
Green Bay	6	0-2	0-1	0-0	0-0-0	0	0	0	0	0
Coppin St.	9	0-2	0-2	0-0	0-0-0	0	1	0	0	0
Texas	6	0-1	0-0	0-0	0-1-1	1	0	0	0	0
at Michigan	7	1-2	0-0	0-0	0-1-1	0	0	0	0	2
Penn St.	13	0-1	0-1	2-4	0-0-0	0	0	0	0	2
Northwestern	6	1-2	0-0	0-1	1-0-1	1	2	0	0	2
at Purdue	6	0-1	0-0	0-0	0-0-0	0	0	0	0	0
Minnesota	3	0-0	0-0	0-0	0-0-0	0	0	0	0	0
at Iowa	20	4-8	2-3	0-0	0-0-0	3	0	0	2	10
at Illinois	27	2-6	0-2	0-0	1-0-1	3	0	0	1	4
Purdue	22	2-5	0-1	2-2	0-2-2	3	2	0	2	6
at Nwwestern	17	0-1	0-1	2-2	1-3-4	2	2	0	0	2
Illinois	15	1-3	1-2	0-0	0-1-1	0	0	0	2	3
at Penn St.	24	0-1	0-0	0-0	0-1-1	2	1	0	0	0
Iowa	6	0-1	0-0	0-0	0-0-0	1	0	0	0	0
Ohio St.	14	1-4	0-0	0-0	1-1-2	1	0	0	0	2
at Indiana	21	0-2	0-0	0-0	1-0-1	0	0	0	0	0
at Michigan St.	5	0-1	0-0	0-0	0-0-0	1	0	0	0	0
Michigan	9	0-0	0-0	0-0	0-0-0	1	1	0	0	0
at Minnesota	21	0-2	0-1	0-0	1-2-3	2	0	0	0	0
Indiana	11	2-2	2-2	2-2	0-0-0	3	0	0	1	8
vs. Ohio St.	10	0-3	0-2	0-0	0-0-0	3	0	0	1	0
vs. Florida St.	25	1-3	0-1	1-2	1-1-2	2	0	0	0	3
vs. Xavier	17	0-1	0-0	0-0	0-1-1	2	0	0	0	0

2009-10

OPP.	MP	FG	3FG	FT	O-D-T	A	TO	B	S	TP
IPFW	18	2-4	0-1	1-2	0-2-2	3	3	0	0	5
Oakland	17	1-3	0-1	1-1	0-0-0	3	0	0	1	3
vs. Arizona	21	1-7	0-1	0-2	0-2-2	1	0	0	0	2
vs. Gonzaga	27	7-10	2-3	3-6	0-0-0	2	0	1	0	19
vs. Maryland	19	1-4	1-3	1-2	0-2-2	5	1	0	0	4
Duke	22	2-6	0-0	1-2	2-2-4	4	2	1	1	5
Grambling State	25	5-6	0-0	1-2	0-7-7	5	0	0	1	11
at Green Bay	37	0-6	0-3	3-4	1-3-4	4	3	0	1	3
Marquette	31	5-11	0-3	3-4	2-1-3	3	0	0	0	13
Cal Poly	24	2-5	1-2	4-4	0-1-1	7	0	0	1	9
Milwaukee	32	3-8	1-3	7-8	0-6-6	3	1	1	0	14
Illinois-Chicago	21	4-8	3-5	0-0	1-2-3	2	2	0	1	11
Ohio State	26	3-7	2-4	4-5	0-3-3	3	0	0	2	12
at Penn State	17	3-7	1-3	0-0	0-1-1	2	1	0	0	7
at Michigan St.	34	2-6	0-3	3-4	0-1-1	2	2	0	2	7
Purdue	29	7-11	1-3	8-11	1-1-2	2	2	0	0	23
at Northwestern	37	3-11	1-5	3-4	4-1-5	7	0	0	0	10
at Ohio State	36	3-11	0-5	0-1	0-3-3	3	1	0	0	6
Michigan	24	0-7	0-2	2-2	0-3-3	2	0	0	1	2
Penn State	36	6-14	3-8	5-6	1-2-3	6	0	0	3	20
at Purdue	37	4-12	0-2	5-6	0-2-2	5	1	0	2	13
Michigan State	40	6-16	3-8	2-3	3-1-4	4	1	0	1	17
at Michigan	35	4-6	2-4	3-4	2-4-6	4	2	0	1	13
Illinois	35	3-9	2-4	0-0	3-1-4	3	2	0	2	8
Indiana	31	5-13	1-4	0-0	2-1-3	3	2	0	1	11
at Minnesota	36	1-8	1-5	2-2	0-2-2	6	2	0	1	5
Northwestern	39	4-9	2-5	6-7	1-1-2	4	4	0	1	16
at Indiana	26	5-11	1-2	2-2	2-3-5	4	3	0	3	13
Iowa	23	2-3	0-0	1-2	0-2-2	4	1	0	0	5
at Illinois	40	8-17	3-6	1-2	3-5-8	3	0	0	1	20
vs Illinois	33	3-9	2-3	0-0	1-5-6	3	0	0	1	8
vs Wofford	40	4-10	0-1	1-3	0-3-3	0	1	0	1	9
vs Cornell	27	2-6	2-5	1-2	0-3-3	6	2	0	1	7

2010-11

OPP.	MP	FG	3FG	FT	O-D-T	A	TO	B	S	TP
Prairie View A&M	31	8-16	1-5	3-3	1-2-3	6	3	0	2	20
North Dakota	21	4-7	0-1	2-2	0-1-1	4	0	0	1	10
at UNLV	37	4-8	3-4	8-9	1-2-3	3	1	0	1	19
vs Manhattan	36	1-7	1-5	0-0	0-6-6	5	2	0	1	3
vs Boston College	36	5-11	1-2	3-4	0-2-2	1	1	0	0	14
vs Notre Dame	38	6-19	2-7	0-0	0-4-4	5	1	0	0	14
NC State	29	8-12	2-3	3-4	0-3-3	3	1	0	2	21
South Dakota	39	7-16	2-6	4-4	4-7-11	9	1	1	1	20
Milwaukee	36	4-11	2-3	4-4	1-2-3	6	1	0	0	14
at Marquette	32	5-8	2-5	9-11	1-2-3	3	1	0	0	21
Green Bay	37	3-10	1-2	3-4	2-3-5	6	3	0	0	10
Coppin State	33	6-10	4-8	3-4	1-6-7	6	0	2	3	19
Minnesota	39	6-16	2-9	8-9	0-1-1	7	1	0	0	22
at Illinois	38	6-16	3-9	4-4	1-1-2	5	0	0	1	19
Michigan	39	5-8	3-4	7-8	1-7-8	3	1	0	1	20
at Michigan State	40	8-20	2-5	3-4	2-5-7	3	2	0	1	21
Illinois	38	3-10	0-3	16-18	1-2-3	4	1	0	0	22
Indiana	39	9-15	3-6	7-7	1-7-8	4	1	0	2	28
at Northwestern	32	5-9	3-5	1-1	0-5-5	4	0	0	0	14
at Penn State	39	7-13	2-4	0-1	1-3-4	3	2	0	2	16
Purdue	37	4-13	1-4	6-8	1-6-7	5	2	0	1	15
Michigan State	35	9-13	3-4	9-10	0-1-1	6	1	0	0	30
at Iowa	44	6-18	2-6	2-3	1-3-4	8	2	0	0	16
Ohio State	39	8-13	5-8	6-9	0-4-4	7	1	1	0	27
at Purdue	34	6-9	0-1	3-4	0-5-5	5	2	0	0	15
Penn State	33	4-11	0-2	5-6	0-2-2	7	0	0	1	13
at Michigan	38	8-19	3-6	1-1	3-1-4	5	1	0	1	20
Northwestern	37	6-13	2-5	2-2	0-4-4	7	1	0	0	16
at Indiana	39	11-19	7-8	10-10	1-1-2	1	1	0	0	39
at Ohio State	40	2-9	2-3	2-2	1-2-3	4	0	0	0	8
vs Penn State	38	7-21	1-7	1-3	2-1-3	2	1	0	2	16
vs Belmont	39	5-13	5-9	6-8	1-1-2	6	3	0	0	21
vs Kansas St.	40	2-16	2-6	6-6	2-2-4	6	0	1	1	12
vs Butler	39	6-19	3-10	7-12	2-3-5	2	4	0	1	22

Rob Wilson

2008-09

OPP.	MP	FG	3FG	FT	O-D-T	A	TO	B	S	TP
Long Beach St.	6	1-4	1-1	0-0	0-0-0	1	0	0	0	3
SIU-Ed	16	1-3	0-1	2-2	0-0-0	1	2	0	0	4
vs. Iona	4	0-1	0-1	0-0	0-1-1	0	0	0	0	0
vs. San Diego	4	0-0	0-0	0-0	0-0-0	0	0	0	0	0
vs. Connecticut	7	0-2	0-1	4-4	0-0-0	0	1	0	0	4
Milwaukee	11	0-3	0-1	1-4	0-1-1	0	1	0	1	1
at Virginia Tech	11	1-1	1-1	2-6	1-0-1	1	2	0	1	5
at Marquette	20	2-4	1-2	2-2	1-4-5	0	1	0	0	7
Idaho St.	14	0-3	0-2	0-0	1-0-1	0	2	0	0	0
Green Bay	9	0-1	0-1	2-2	0-1-1	0	0	0	0	2
Coppin St.	8	0-0	0-0	0-0	0-1-1	0	2	0	0	0
Texas	6	0-1	0-0	0-0	0-0-0	1	0	0	0	0
at Michigan	7	2-3	0-1	3-3	0-0-0	0	1	0	0	7
Penn St.	3	0-0	0-0	0-0	1-1-2	0	1	0	0	0
Northwestern	4	1-1	1-1	0-0	0-0-0	0	1	0	0	3
at Purdue	2	0-0	0-0	0-0	0-1-1	0	0	1	0	0
Minnesota	7	1-1	0-0	0-0	0-0-0	0	0	0	0	2
at Iowa	5	0-0	0-0	0-0	0-0-0	0	1	0	1	0
at Illinois	1	0-0	0-0	0-0	0-0-0	0	0	0	0	0
PURDUE										
at Northwestern										
Illinois	4	0-0	0-0	0-0	0-1-1	0	1	0	0	0
at Penn St.										
Iowa	3	0-0	0-0	0-0	0-0-0	0	1	0	0	0
Ohio St.										
at Indiana	2	1-1	0-0	0-0	0-1-1	0	0	0	0	2
at Michigan St.	4	0-0	0-0	0-0	0-0-0	0	0	1	0	0
Michigan	2	0-0	0-0	0-0	0-0-0	0	0	0	1	0
at Minnesota	2	0-0	0-0	0-0	0-0-0	0	0	0	0	0
Indiana	5	0-0	0-0	2-2	0-1-1	0	0	0	0	2
vs. Ohio St.										
vs. Florida St.	2	0-1	0-1	0-0	0-0-0	0	0	0	0	0
vs. Xavier	1	0-0	0-0	0-0	0-1-1	0	0	0	0	0

2009-10

OPP.	MP	FG	3FG	FT	O-D-T	A	TO	B	S	TP
IPFW	13	3-3	1-1	2-2	0-2-2	0	0	0	0	9
Oakland	6	1-1	0-0	0-0	0-1-1	1	0	0	0	2
vs. Arizona	10	0-0	0-0	0-0	0-1-1	0	0	0	0	0
vs. Gonzaga	7	0-1	0-1	0-0	0-0-0	0	2	0	1	0
vs. Maryland	3	1-1	0-0	1-1	0-0-0	0	1	0	0	3
Duke										
Grambling State	19	2-3	1-1	0-0	0-0-0	0	0	0	0	5
at Green Bay	1	0-0	0-0	1-2	1-0-1	0	0	0	0	1
Marquette	3	1-1	1-1	0-0	0-0-0	1	0	0	1	3
Cal Poly	18	2-4	0-2	0-0	0-3-3	3	2	0	1	4
Milwaukee										
Illinois-Chicago	16	0-3	0-3	0-0	3-5-8	2	1	0	1	0
Ohio State	13	1-2	1-1	2-2	2-2-4	1	1	0	0	5
at Penn State	12	1-1	0-0	0-0	0-2-2	0	0	0	0	2
at Michigan State	4	0-0	0-0	0-0	0-0-0	0	0	0	0	0
Purdue	14	1-2	0-0	0-0	1-2-3	0	1	0	1	2
at Northwestern	3	0-0	0-0	0-0	0-0-0	2	0	0	0	0
at Ohio State	11	1-1	0-0	0-0	0-0-0	0	0	1	0	2
Michigan	18	4-6	1-2	4-4	0-3-3	1	0	0	1	13
Penn State	36	2-6	1-3	0-0	1-0-1	0	1	0	1	5
at Purdue	23	1-3	0-1	0-0	0-3-3	0	1	0	0	2
Michigan State	24	5-5	0-0	0-1	1-3-4	0	2	1	1	10
at Michigan	20	2-3	0-1	1-1	1-2-3	0	0	0	0	5
Illinois	13	2-4	1-2	2-5	2-2-4	1	0	0	0	7
Indiana	17	1-2	0-1	2-2	1-0-1	1	1	0	0	4
at Minnesota	1	0-0	0-0	0-0	0-0-0	0	0	0	0	0
Northwestern	8	0-1	0-1	0-0	0-0-0	2	0	0	0	0
at Indiana	17	2-6	0-0	0-0	1-0-1	0	0	0	1	4
Iowa	14	2-3	0-1	0-0	0-1-1	0	0	0	0	4
at Illinois	7	0-1	0-0	0-0	0-1-1	0	0	0	0	0
vs Illinois	6	0-1	0-1	2-2	0-0-0	0	1	0	0	2
vs Wofford										
vs Cornell	8	0-0	0-0	0-0	0-0-0	0	0	0	0	0

2010-11

OPP.	MP	FG	3FG	FT	O-D-T	A	TO	B	S	TP
Prairie View A&M . . .				DNP						
North Dakota				DNP						
at UNLV 3	0-1	0-0	0-0	0-0	0-0-0	0	0	0	0	0
vs Manhattan 5	1-2	0-0	0-0	0-0	1-0-1	0	1	0	0	2
vs Boston College . . 13	4-6	0-2	0-0	0-0	1-1-2	0	1	0	0	8
vs Notre Dame 9	0-1	0-1	0-0	0-0	0-3-3	2	0	0	0	0
NC State 5	0-1	0-1	0-0	0-0	0-2-2	1	1	0	0	0
South Dakota 7	3-3	0-0	0-0	0-0	1-0-1	2	0	0	0	6
Milwaukee 6	0-0	0-0	0-0	0-0	1-1-2	0	0	0	0	0
at Marquette 16	1-3	0-0	0-0	1-2	1-3-4	0	0	0	1	3
Green Bay 1	0-1	0-0	0-0	0-0	0-0-0	0	0	0	0	0
Coppin State 12	3-4	1-2	2-2	2-2	1-0-1	0	0	0	0	9
Minnesota 3	0-0	0-0	0-0	0-0	0-1-1	0	0	0	0	0
at Illinois 10	1-3	0-2	0-0	0-0	0-1-1	0	1	0	1	2
Michigan 11	0-1	0-1	0-0	0-0	0-0-0	0	0	0	0	0
at Michigan St. 32	1-8	0-2	2-2	2-2	0-1-1	3	1	0	0	4
Illinois				DNP						
Indiana 3	0-1	0-0	0-0	0-0	0-0-0	0	0	0	0	0
at Northwestern 6	0-3	0-2	0-0	0-0	0-0-0	0	0	0	0	0
at Penn State 1	0-0	0-0	0-0	0-0	0-0-0	0	0	0	0	0
Purdue				DNP						
Michigan State 11	0-2	0-2	2-2	2-2	0-2-2	0	0	0	0	2
at Iowa 2	0-1	0-1	0-0	0-0	0-0-0	0	0	0	0	0
Ohio State				DNP						
at Purdue 6	0-0	0-0	0-0	0-0	1-1-2	0	1	0	0	0
Penn State				DNP						
at Michigan 4	0-1	0-1	0-0	0-0	0-0-0	0	0	0	0	0
Northwestern				DNP						
at Indiana				DNP						
at Ohio State 2	0-0	0-0	0-0	0-0	0-0-0	0	0	0	0	0
vs. Penn State				DNP						
vs. Belmont				DNP						
vs. Kansas State				DNP						
vs Butler 0	0-0	0-0	0-0	0-0	0-0-0	0	0	0	0	0

J.D. Wise

2009-10

OPP.	MP	FG	3FG	FT	O-D-T	A	TO	B	S	TP
IPFW				DNP						
Oakland				DNP						
vs. Arizona				DNP						
vs. Gonzaga				DNP						
vs. Maryland				DNP						
Duke				DNP						
Grambling St.				DNP						
at Green Bay				DNP						
Marquette				DNP						
Cal Poly 2	0-0	0-0	0-0	0-0	0-0-0	0	0	0	0	0
Milwaukee				DNP						
Illinois-Chicago				DNP						
Ohio State				DNP						
at Penn State				DNP						
at Michigan St.				DNP						
Purdue				DNP						
at Nwwestern				DNP						
at Ohio State				DNP						
Michigan				DNP						
Penn State				DNP						
at Purdue				DNP						
Michigan State				DNP						
at Michigan				DNP						
Illinois				DNP						
Indiana				DNP						
at Minnesota				DNP						
Northwestern				DNP						
at Indiana				DNP						
Iowa				DNP						
at Illinois				DNP						
vs Illinois				DNP						
vs Wofford				DNP						
vs Cornell				DNP						

2010-11

OPP.	MP	FG	3FG	FT	O-D-T	A	TO	B	S	TP
Prairie View A&M . . .				DNP						
North Dakota				DNP						
at UNLV				DNP						
vs. Manhattan				DNP						
vs. Boston College . . .				DNP						
vs. Notre Dame				DNP						
NC State				DNP						
South Dakota				DNP						
Milwaukee				DNP						
at Marquette				DNP						
Green Bay				DNP						
Coppin State 1	0-0	0-0	0-0	0-0	0-0-0	0	0	0	0	0
Minnesota				DNP						
at Illinois				DNP						
Michigan				DNP						
at Michigan State				DNP						
Illinois				DNP						
Indiana				DNP						
at Northwestern				DNP						
at Penn State				DNP						
Purdue				DNP						
Michigan State				DNP						
at Iowa				DNP						
Ohio State				DNP						
at Purdue				DNP						
Penn State				DNP						
at Michigan				DNP						
Northwestern				DNP						
at Indiana				DNP						
at Ohio State				DNP						
vs. Penn State				DNP						
vs. Belmont				DNP						
vs. Kansas State				DNP						
vs. Butler				DNP						

2010-11 Review

Record: 25-9 Overall, 13-5 Big Ten (3rd Place)

(16-0 Home, 5-6 Away, 4-3 Neutral, 5-3 vs. Ranked Teams)

Date	Opp. (AP Rank)	W/L	Score	Att.	UW High Scorer	UW High Rebounder
Nov. 14	PRAIRIE VIEW A&M	W	99-55	17,230	Leuer - 24	Gasser - 9
Nov. 16	NORTH DAKOTA	W	85-53	17,230	Leuer - 22	Gasser - 6 Evans - 6 Leuer - 6
Nov. 20	at UNLV	L	65-68	14,736	Taylor - 19	Nankivil - 7 Leuer - 7
Nov. 25	vs. Manhattan ^	W	50-35	3,035	Leuer - 16	Leuer - 13
Nov. 26	vs. Boston College ^	W	65-55	3,229	Leuer - 18	Nankivil - 7 Leuer - 7
Nov. 28	vs. Notre Dame ^	L	51-58	3,428	Leuer - 19	Evans - 5 Leuer - 5
Dec. 1	N.C. STATE *	W	87-48	17,230	Leuer - 22	Leuer - 11
Dec. 4	SOUTH DAKOTA	W	76-61	17,230	Leuer - 29	Taylor - 11
Dec. 8	MILWAUKEE	W	61-40	17,230	Leuer - 20	Nankivil - 9
Dec. 11	at Marquette	W	69-64	19,074	Taylor - 21	Bruesewitz - 8
Dec. 13	GREEN BAY	W	70-56	17,230	Leuer - 22	Leuer - 8
Dec. 23	COPPIN STATE	W	80-56	17,230	Leuer - 19 Taylor - 19	Taylor - 7
Dec. 28	MINNESOTA (#14)	W	68-60	17,230	Taylor - 22	Leuer - 9
Jan. 2	at Illinois (#25)	L	61-69	16,618	Taylor - 19 Leuer - 19	Nankivil - 7
Jan. 5	MICHIGAN	W	66-50	17,230	Taylor - 20	Taylor - 8 Leuer - 8
Jan. 11	at Michigan State	L	61-64 (ot)	14,797	Taylor - 21	Taylor - 7 Leuer - 7
Jan. 15	ILLINOIS (#16)	W	76-66	17,230	Leuer - 26	Leuer - 9
Jan. 20	INDIANA	W	69-60	17,230	Taylor - 28	Taylor - 8
Jan. 23	at Northwestern	W	78-46	7,102	Leuer - 19	Gasser - 12
Jan. 29	at Penn State	L	52-56	14,292	Leuer - 18	Nankivil - 7
Feb. 1	PURDUE (#11)	W	66-59	17,230	Leuer - 24	Leuer - 13
Feb. 6	MICHIGAN STATE	W	82-56	17,230	Taylor - 30	Leuer - 6
Feb. 9	at Iowa	W	62-59 (ot)	12,093	Leuer - 19	Leuer - 15
Feb. 12	OHIO STATE (#1)	W	71-67	17,230	Taylor - 27	Gasser - 7
Feb. 16	at Purdue (#11)	L	62-70	14,123	Leuer - 23	Gasser - 8
Feb. 20	PENN STATE	W	76-66	17,230	Nankivil - 22	Leuer - 10
Feb. 23	at Michigan	W	53-52	11,023	Taylor - 20	Leuer - 12
Feb. 27	NORTHWESTERN	W	78-63	17,230	Leuer - 26	Leuer - 6 Jarmusz - 6
March 3	at Indiana	W	77-67	16,700	Taylor - 39	Leuer - 7 Bruesewitz - 7
March 6	at Ohio State (#1)	L	65-93	18,809	Gasser - 17	Gasser - 6
Big Ten Tournament - Consecro Fieldhouse in Indianapolis						
March 11	vs. Penn State	L	33-36	18,381	Taylor - 16	Leuer - 6
NCAA Tournament - McHale Arena in Tucson, Ariz.						
March 17	vs. Belmont	W	72-58	10,293	Leuer - 22	Bruesewitz - 9
March 19	vs. Kansas State (#21)	W	70-65	11,267	Leuer - 19	Gasser - 7 Leuer - 7
NCAA Tournament - New Orleans Arena in New Orleans, La.						
March 24	vs. Butler	L	54-61	12,320	Taylor - 22	Leuer - 6

^ Old Spice Classic (HP Field House, Orlando, Fla.)

* Big Ten/ACC Challenge

2010-11 Season Statistics

Overall: 25-9, 16-0 Home, 5-6 Away, 4-3 Neutral, 5-3 vs. Ranked Teams

#	Player	gp-gs	min	avg	Total		3-Point		F-Throw		Rebounds				pf	dq	a	to	blk	stl	pts	avg
					fg-fga	fg%	3fg-fga	3fg%	ft-fga	ft%	off	def	tot	avg								
30	Leuer, Jon	34-34	1139	33.5	227-483	.470	54-146	.370	113-134	.843	57	189	246	7.2	75	1	56	54	30	17	621	18.3
11	Taylor, Jordan	34-34	1241	36.5	194-448	.433	75-175	.429	154-185	.832	32	107	139	4.1	80	3	161	42	5	25	617	18.1
52	Nankivil, Keaton	34-34	949	27.9	120-242	.496	59-129	.457	31-37	.838	62	82	144	4.2	67	2	23	29	42	16	330	9.7
21	Gasser, Josh	34-30	957	28.1	68-144	.472	19-63	.302	47-55	.855	42	90	132	3.9	80	3	75	30	2	17	202	5.9
31	Bruesewitz, Mike	34-13	675	19.9	57-121	.471	20-62	.323	22-29	.759	45	60	105	3.1	63	0	34	28	4	10	156	4.6
24	Jarmusz, Tim	34-21	805	23.7	40-105	.381	32-89	.360	21-23	.913	29	46	75	2.2	35	1	43	12	1	23	133	3.9
05	Evans, Ryan	34-0	393	11.6	33-106	.311	0-3	.000	29-39	.744	20	59	79	2.3	39	0	16	23	11	6	95	2.8
40	Berggren, Jared	29-1	200	6.9	27-55	.491	7-22	.318	8-13	.615	10	21	31	1.1	37	1	9	14	10	1	69	2.4
33	Wilson, Rob	23-2	168	7.3	14-42	.333	1-17	.059	7-8	.875	7	16	23	1.0	14	0	8	6	0	2	36	1.6
15	Valentyn, Brett	24-0	123	5.1	8-23	.348	8-23	.348	1-2	.500	2	7	9	0.4	12	0	4	4	0	1	25	1.0
01	Brust, Ben	15-0	45	3.0	4-16	.250	2-10	.200	0-0	.000	2	5	7	0.5	5	0	1	2	0	1	10	0.7
02	Smith, Wqinton	26-1	128	4.9	5-16	.313	1-5	.200	2-6	.333	8	4	12	0.5	12	0	12	4	0	2	13	0.5
13	Dukan, Duje	8-0	15	1.9	1-4	.250	0-0	.000	0-0	.000	2	3	5	0.6	1	0	0	0	0	0	2	0.3
44	Gavinski, J.P.	6-0	9	1.5	0-3	.000	0-0	.000	1-2	.500	2	0	2	0.3	2	0	0	1	0	0	1	0.2
22	Wise, J.D.	1-0	1	1.0	0-0	.000	0-0	.000	0-0	.000	0	0	0	0.0	0	0	0	0	0	0	0	0.0
10	Fahey, Dan	3-0	2	0.7	0-0	.000	0-0	.000	0-0	.000	0	0	0	0.0	0	0	0	0	0	0	0	0.0
Team											35	44	79									
Total.....		34	6850		798-1808	.441	278-744	.374	436-533	.818	355	733	1088	32.0	522	11	442	258	105	121	2310	67.9
Opponents.....		34	6850		705-1647	.428	179-484	.370	403-542	.744	273	695	968	28.5	570	8	325	329	61	133	1992	58.6

Big Ten: 13-5 (3rd), 9-0 Home, 4-5 Away, 4-3 vs. Ranked Teams

#	Player	gp-gs	min	avg	Total		3-Point		F-Throw		Rebounds				pf	dq	a	to	blk	stl	pts	avg
					fg-fga	fg%	3fg-fga	3fg%	ft-fga	ft%	off	def	tot	avg								
11	Taylor, Jordan	18-18	680	37.8	113-244	.463	43-92	.467	92-107	.860	14	60	74	4.1	44	2	88	19	1	10	361	20.1
30	Leuer, Jon	18-18	620	34.4	123-264	.466	21-69	.304	62-70	.886	31	101	132	7.3	42	0	25	27	7	7	329	18.3
52	Nankivil, Keaton	18-18	577	32.1	76-154	.494	44-92	.478	21-25	.840	31	48	79	4.4	42	2	10	13	19	7	217	12.1
21	Gasser, Josh	18-15	518	28.8	37-69	.536	12-29	.414	18-22	.818	21	52	73	4.1	45	2	43	13	1	7	104	5.8
24	Jarmusz, Tim	18-16	463	25.7	18-54	.333	16-47	.340	16-16	1.000	18	24	42	2.3	21	1	23	8	1	9	68	3.8
31	Bruesewitz, Mike	18-2	297	16.5	22-53	.415	6-27	.222	7-9	.778	19	19	38	2.1	33	0	15	11	3	5	57	3.2
05	Evans, Ryan	18-0	185	10.3	14-41	.341	0-0	.000	11-14	.786	6	23	29	1.6	20	0	3	9	5	5	39	2.2
15	Valentyn, Brett	11-0	62	5.6	4-11	.364	4-11	.364	1-2	.500	1	2	3	0.3	5	0	2	1	0	1	13	1.2
40	Berggren, Jared	15-1	93	6.2	7-22	.318	0-7	.000	3-6	.500	4	8	12	0.8	17	0	2	2	8	0	17	1.1
1	Brust, Ben	4-0	6	1.5	1-3	.333	1-3	.333	0-0	.000	0	1	1	0.3	1	0	1	0	0	0	3	0.8
33	Wilson, Rob	12-2	91	7.6	2-20	.100	0-11	.000	4-4	1.000	1	6	7	0.6	11	0	3	3	0	1	8	0.7
02	Smith, Wqinton	13-0	50	3.8	3-7	.429	1-2	.500	0-1	.000	1	2	3	0.2	5	0	5	1	0	1	7	0.5
44	Gavinski, J.P.	2-0	4	2.0	0-0	.000	0-0	.000	0-0	.000	0	0	0	0.0	1	0	0	0	0	0	0	0.0
13	Dukan, Duje	2-0	4	2.0	0-1	.000	0-0	.000	0-0	.000	0	1	1	0.5	0	0	0	0	0	0	0	0.0
10	Fahey, Dan	1-0	0	0.0	0-0	.000	0-0	.000	0-0	.000	0	0	0	0.0	0	0	0	0	0	0	0	0.0
Team											13	22	35									
Total.....		18	3650		420-943	.445	148-390	.379	235-276	.851	160	369	529	29.4	287	7	220	115	45	53	1223	67.9
Opponents.....		18	3650		400-866	.462	98-252	.389	225-292	.771	129	377	506	28.1	291	5	199	150	34	57	1123	62.4

2010-11 Team Highs

WISCONSIN SEASON HIGHS

- Points** 99 vs. Prairie View A&M (11/14/10)
- Field Goals** 34 vs. Prairie View A&M (11/14/10)
- FG Att.** 68 at Iowa (2/9/11)
- FG Pct** .620 (11-16) vs. North Dakota (12/16/09)
- 3-Pt FG** 17 vs. Coppin State (12/23/10)
- 3-Pt FG Att.** 38 vs. Coppin State (12/23/10)
- 3-Pt FG Pct** .647 (11-17) vs. Michigan State (2/6/11)
- FTs Made** 34 vs. Illinois (1/15/11)
- FT Att.** 41 vs. Illinois (1/15/11)
- FT Pct.** .962 (25-26) vs. Michigan State (2/6/11)
- Rebounds** 51 vs. Prairie View A&M (11/14/10)
- Off. Rebounds** 24 vs. Prairie View A&M (11/14/10)
- Assists** 22 vs. Prairie View A&M (11/14/10)
at Northwestern (1/23/11)
- Steals** 9 vs. Prairie View A&M (11/14/10)
- Blocks** 9 vs. Minnesota (12/28/10)
- Turnovers** 15 at UNLV (11/20/10)
- Fouls** 24 vs. Illinois (1/15/11)

OPPONENT SEASON HIGHS

- Points** 93 at Ohio State (3/6/11)
- Field Goals** 32 at Ohio State (3/6/11)
- FG Att.** 60 at Iowa (2/9/11)
- FG Pct.** .681 (32-47) at Ohio State (3/6/11)
- 3-Pt FG** 14 at Ohio State (3/6/11)
- 3-Pt FG Att.** 24 vs. Boston College (11/26/10)
- 3-Pt FG Pct.** .933 (14-15) at Ohio State (3/6/11)
- FTs Made** 30 vs. Illinois (1/15/11)
- FT Att.** 36 vs. Illinois (1/15/11)
- FT Pct.** .895 (17-19) at Purdue (2/16/11)
- Rebounds** 43 vs. Notre Dame (11/28/10)
- Off. Rebounds** 24 vs. Prairie View A&M (11/14/10)
- Assists** 18 at Ohio State (3/6/11)
- Steals** 8 (4x) MR: vs. Butler (3/24/11)
- Blocks** 5 at Michigan State (1/11/11)
vs. Purdue (2/1/11)
at Purdue (2/16/11)
- Turnovers** 16 vs. North Dakota (11/16/10)
- Fouls** 30 vs. Illinois (1/15/11)

2010-11 Game-by-Game Statistics

	BADGER STARTERS	FG-FGA	PCT.	3P-3PA	PCT.	FT-FTA	PCT.	Reb.	PF	A	TO	BK	ST	1st	2nd	OT	Final Score
Wisconsin	Jarm, Leuer, Nank, Smith, Tayl	34-68	.500	13-31	.419	18-22	.818	24-27-51	11	22	12	5	9	41	58	--	99
PRAIRIE VIEW A&M		21-50	.420	7-18	.389	6-8	.750	3-13-16	22	9	15	1	5	31	24	--	55
Wisconsin	Brues, Gass, Leuer, Nank, Tayl	31-50	.620	5-11	.455	18-21	.857	9-22-31	18	20	13	2	5	41	44	--	85
NORTH DAKOTA		18-47	.383	4-13	.308	13-19	.684	10-10-20	18	5	16	1	8	21	32	--	53
Wisconsin	Brues, Gass, Leuer, Nank, Tayl	19-52	.365	6-20	.300	21-26	.808	14-23-37	19	9	15	3	1	33	32	--	65
at UNLV		24-49	.490	9-18	.500	11-17	.647	7-22-29	23	13	12	3	8	34	34	--	68
Wisconsin	Brues, Gass, Leuer, Nank, Tayl	21-58	.362	5-21	.238	3-5	.600	12-28-40	12	15	8	3	6	17	33	--	50
vs Manhattan		14-49	.286	2-7	.286	5-10	.500	10-27-37	13	6	12	0	3	10	25	--	35
Wisconsin	Brues, Gass, Leuer, Nank, Tayl	26-57	.456	3-16	.188	10-13	.769	12-21-33	9	9	3	5	2	26	39	--	65
vs Boston College		21-54	.389	7-24	.292	6-7	.857	10-21-31	17	10	9	4	2	29	26	--	55
Wisconsin	Brues, Gass, Leuer, Nank, Tayl	20-57	.351	7-23	.304	4-4	1.000	6-22-28	22	14	4	5	5	19	32	--	51
vs Notre Dame		17-48	.354	4-14	.286	20-25	.800	13-30-43	8	7	9	3	1	22	36	--	58
Wisconsin	Brues, Gass, Leuer, Nank, Tayl	28-56	.500	11-20	.550	20-26	.769	14-27-41	11	17	6	4	5	44	43	--	87
NC STATE		18-57	.316	4-13	.308	8-13	.615	13-17-30	21	9	13	1	5	21	27	--	48
Wisconsin	Brues, Gass, Leuer, Nank, Tayl	29-64	.453	12-31	.387	6-9	.667	14-23-37	7	20	9	5	7	42	34	--	76
SOUTH DAKOTA		21-55	.382	7-18	.389	12-14	.857	10-24-34	13	8	12	2	8	37	24	--	61
Wisconsin	Brues, Gass, Leuer, Nank, Tayl	23-50	.460	5-15	.333	10-12	.833	11-26-37	17	11	13	5	3	34	27	--	61
MILWAUKEE		12-39	.308	3-7	.429	13-21	.619	5-14-19	15	4	15	2	2	15	25	--	40
Wisconsin	Brues, Gass, Leuer, Nank, Tayl	26-57	.456	6-19	.316	11-14	.786	15-17-32	19	14	10	3	3	32	37	--	69
at Marquette		22-46	.478	4-9	.444	16-22	.727	10-18-28	17	10	10	4	5	30	34	--	64
Wisconsin	Brues, Gass, Leuer, Nank, Tayl	21-43	.488	10-17	.588	18-22	.818	8-22-30	11	14	11	8	1	33	37	--	70
GREEN BAY		23-57	.404	4-15	.267	6-7	.857	12-18-30	22	9	10	3	6	21	35	--	56
Wisconsin	Brues, Gass, Leuer, Nank, Tayl	27-56	.482	17-38	.447	9-13	.692	12-22-34	12	17	5	3	3	47	33	--	80
COPPIN STATE		22-49	.449	6-12	.500	6-9	.667	6-17-23	14	2	9	0	3	28	28	--	56
Wisconsin	Brues, Gass, Leuer, Nank, Tayl	21-51	.412	9-24	.375	17-18	.944	4-20-24	16	14	2	9	2	33	35	--	68
MINNESOTA		23-59	.390	3-12	.250	11-15	.733	17-25-42	18	16	8	2	1	29	31	--	60
Wisconsin	Brues, Gass, Leuer, Nank, Tayl	21-60	.350	10-35	.286	9-12	.750	11-14-25	20	13	3	2	3	34	27	--	61
at Illinois		23-41	.561	6-12	.500	17-22	.773	6-28-34	15	14	12	3	2	37	32	--	69
Wisconsin	Jarm, Leuer, Nank, Tayl, Wilson	21-44	.477	9-19	.474	15-18	.833	5-24-29	11	12	8	1	4	26	40	--	66
MICHIGAN		17-43	.395	8-21	.381	8-8	1.000	2-19-21	18	11	10	0	3	28	22	--	50
Wisconsin	Jarm, Leuer, Nank, Tayl, Wilson	21-55	.382	8-20	.400	11-12	.917	9-21-30	20	12	11	4	6	23	30	8	61
at Michigan State		21-53	.396	5-16	.313	17-25	.680	13-26-39	16	15	11	5	5	20	33	11	64

	BADGERS STARTERS	FG-FGA	PCT.	3P-3PA	PCT.	FT-FTA	PCT.	Reb.	O-D-T	PF	A	TO	BK	ST	1st	2nd	OT	Final Score
Wisconsin	Berg, Jarm, Leuer, Nank, Tayl	18-46	.391	6-20	.300	34-41	.829	11-24-35	24	7	7	4	1	27	49	--	--	76
ILLINOIS		16-53	.302	4-16	.250	30-36	.833	15-20-35	30	9	7	1	3	25	41	--	--	66
Wisconsin	Gass, Jarm, Leuer, Nank, Tayl	24-49	.490	5-16	.313	16-17	.941	5-21-26	12	12	5	5	3	30	39	--	--	69
INDIANA		25-49	.510	2-7	.286	8-11	.727	6-20-26	17	4	7	1	2	34	26	--	--	60
Wisconsin	Gass, Jarm, Leuer, Nank, Tayl	31-56	.554	12-26	.462	4-5	.800	10-22-32	15	22	3	1	4	45	33	--	--	78
at Northwestern		17-41	.415	2-10	.200	10-13	.769	3-15-18	10	9	5	2	2	26	20	--	--	46
Wisconsin	Gass, Jarm, Leuer, Nank, Tayl	22-52	.423	6-20	.300	2-3	.667	7-18-25	20	11	8	1	2	29	23	--	--	52
at Penn State		19-40	.475	6-17	.353	12-20	.600	8-21-29	10	7	10	2	5	20	36	--	--	56
Wisconsin	Gass, Jarm, Leuer, Nank, Tayl	23-55	.418	7-18	.389	13-16	.813	12-20-32	11	10	7	1	8	27	39	--	--	66
PURDUE		23-48	.479	5-13	.385	8-9	.889	4-21-25	19	10	13	5	6	19	40	--	--	59
Wisconsin	Gass, Jarm, Leuer, Nank, Tayl	23-39	.590	11-17	.647	25-26	.962	4-20-24	16	10	8	0	2	43	39	--	--	82
MICHIGAN STATE		20-46	.435	3-14	.214	13-16	.813	6-12-18	20	9	7	0	3	25	31	--	--	56
Wisconsin	Gass, Jarm, Leuer, Nank, Tayl	24-68	.353	8-29	.276	6-7	.857	16-26-42	11	19	8	4	3	18	35	9	62	62
at Iowa		25-60	.417	1-7	.143	8-9	.889	10-29-39	10	14	10	4	4	23	30	6	59	59
Wisconsin	Gass, Jarm, Leuer, Nank, Tayl	25-49	.510	12-24	.500	9-13	.692	6-18-24	17	11	9	2	2	26	45	--	--	71
OHIO STATE		25-46	.543	3-9	.333	14-16	.875	4-21-25	14	12	7	2	2	28	39	--	--	67
Wisconsin	Gass, Jarm, Leuer, Nank, Tayl	24-59	.407	3-19	.158	11-13	.846	14-24-38	16	10	8	1	1	25	37	--	--	62
at Purdue		24-56	.429	5-16	.313	17-19	.895	10-20-30	13	11	4	5	4	31	39	--	--	70
Wisconsin	Gass, Jarm, Leuer, Nank, Tayl	25-46	.543	8-15	.533	18-21	.857	9-19-28	12	17	7	2	2	32	44	--	--	76
PENN STATE		26-49	.531	11-22	.500	3-5	.600	6-15-21	18	11	10	0	4	19	47	--	--	66
Wisconsin	Gass, Jarm, Leuer, Nank, Tayl	21-58	.362	8-29	.276	3-3	1.000	9-23-32	13	11	5	2	4	30	23	--	--	53
at Michigan		20-41	.488	7-13	.538	5-11	.455	2-28-30	12	12	11	1	2	31	21	--	--	52
Wisconsin	Gass, Jarm, Leuer, Nank, Tayl	27-47	.574	8-19	.421	16-20	.800	6-21-27	14	12	6	0	3	43	35	--	--	78
NORTHWESTERN		22-47	.468	11-21	.524	8-11	.727	3-16-19	20	12	6	1	4	30	33	--	--	63
Wisconsin	Gass, Jarm, Leuer, Nank, Tayl	24-49	.490	9-16	.563	20-22	.909	9-21-30	22	7	4	1	2	32	45	--	--	77
at Indiana		22-47	.468	2-11	.182	21-26	.808	9-16-25	19	5	5	0	0	28	39	--	--	67
Wisconsin	Gass, Jarm, Leuer, Nank, Tayl	25-60	.417	9-24	.375	6-9	.667	13-13-26	17	10	6	5	1	32	33	--	--	65
at Ohio State		32-47	.681	14-15	.933	15-20	.750	5-25-30	12	18	7	0	2	47	46	--	--	93
Wisconsin	Gass, Jarm, Leuer, Nank, Tayl	15-51	.294	2-21	.095	1-3	.333	16-18-34	12	6	5	2	4	16	17	--	--	33
vs Penn State		13-39	.333	3-12	.250	7-8	.875	9-22-31	14	8	8	1	2	20	16	--	--	36
Wisconsin	Gass, Jarm, Leuer, Nank, Tayl	20-40	.500	12-22	.545	20-25	.800	6-27-33	17	13	13	2	3	34	38	--	--	72
vs Belmont		18-49	.367	6-22	.273	16-22	.727	6-16-22	21	12	7	0	7	27	31	--	--	58
Wisconsin	Gass, Jarm, Leuer, Nank, Tayl	21-50	.420	9-20	.450	19-23	.826	10-20-30	18	12	5	2	4	36	34	--	--	70
vs Kansas State		22-48	.458	6-12	.500	15-22	.682	10-22-32	22	7	8	0	3	30	35	--	--	65
Wisconsin	Gass, Jarm, Leuer, Nank, Tayl	17-56	.304	7-29	.241	13-19	.684	12-19-31	20	9	11	3	7	24	30	--	--	54
vs Butler		19-45	.422	5-18	.278	18-26	.692	10-27-37	19	7	7	14	2	33	28	--	--	61

Individual Highs/Lows

WISCONSIN

Points	39, Jordan Taylor at Indiana (3/3/11)
Field Goals	11, Jordan Taylor at Indiana (3/3/11) & Jon Leuer vs. South Dakota (12/4/10)
FG Att.	21, Jordan Taylor vs. Penn St. (3/11/11) & Jon Leuer vs. South Dakota (12/4/10)
FG Pct.	.889 (8-9), Keaton Nankivil vs. Penn State (2/20/11)
3-Point FG	7, Jordan Taylor at Indiana (3/3/11)
3-Pt FG Att.	11, Jon Leuer vs. South Dakota (12/4/10)
3-Pt FG Pct.	1.000 (5-5), Keaton Nankivil vs. Penn State (2/20/11)
FTs Made	16, Jordan Taylor vs. Illinois (1/15/11)
FT Att.	18, Jordan Taylor vs. Illinois (1/15/11)
FT Pct.	1.000 (10-10), Jordan Taylor vs. Indiana (3/3/11)
Rebounds	15, Jon Leuer at Iowa (2/9/11)
Assists	10, Josh Gasser at Northwestern (1/23/11)
Blocks	5, Keaton Nankivil vs. Notre Dame (11/28/10)
Steals	4, Tim Jarmusz vs. Butler (3/24/11)
Turnovers	4, (8x) MR: Jordan Taylor vs. Butler (3/24/11)
Minutes	44, Jordan Taylor at Iowa (2/9/11)

OPPONENTS

Points	38, Jacob Pullen (vs. Kansas State - 3/19/11)
Field Goals	13, Jacob Pullen (vs. Kansas State - 3/19/11)
FG Att.	22, Jacob Pullen (vs. Kansas State - 3/19/11)
FG Pct.	.857 (6-7), David Curletti (Northwestern - 2/27/11)
3-Point FG	7, Talor Battle (Penn State - 2/20/11) and Jon Diebler (at Ohio State - 3/6/11)
3-Pt FG Att.	13, Talor Battle (Penn State - 2/20/11)
3-Pt FG Pct.	1.000 (3-3), William Buford (at Ohio State - 3/6/11)
FTs Made	17, Demetri McCamey (Illinois - 1/15/11)
FT Attempts	21, Demetri McCamey (Illinois - 1/15/11)
FT Pct.	1.000 (8-8), JaJuan Johnson (at Purdue - 2/16/11)
Rebounds	14, Andrew Jones (at Penn State - 1/29/11) & Mike Davis (at Illinois - 1/2/11)
Assists	7, Demetri McCamey (at Illinois - 1/2/11) & Devoe Joseph (Minnesota - 12/28/10)
Blocks	4, JaJuan Johnson (at Purdue - 2/16/11)
Steals	4, David Lighty (Ohio State - 2/12/11)
Turnovers	6, Kidani Brutus (vs. Manhattan - 11/25/10)
Minutes	42, Bryce Cartwright (at Iowa - 2/9/11)

UW record when ...

	Under Ryan	2010-11
Ahead at the half	193-17	19-2
Behind at the half	43-67	6-7
Tied at the half	6-7	0-0
FG% of .450 or more	155-15	18-0
FG% less than .450	85-76	7-9
Better FG% than opp.	179-10	18-0
Worse FG% than opp.	60-80	7-9
Same FG% as opp.	2-1	0-0
Opp. FG% less than 45%	176-28	15-5
3FG% of 40% or more	110-18	14-1
3FG% less than 40%	131-73	11-8
Try more than 15 3FGs	159-75	22-9
Try 15 or fewer 3FGs	83-16	3-0
Make at least 70% FT	142-43	21-5
Try at least 25 FTs	82-10	3-1
Try fewer than 25 FTs	159-81	21-8
Outrebound opponent	176-26	19-3
Tied or outrebounded	69-65	6-6
Same or fewer TOs than opp.	184-48	21-7
More TOs than opp.	58-43	4-2
Commit fewer than 12 TOs	165-47	21-8
Commit 12 or more TOs	77-44	4-1
Score fewer than 50 pts.	0-11	0-1
Score 50-59 pts.	21-40	2-3
Score 60-69 pts.	83-32	8-5
Score 70-79 pts.	93-4	10-0
Score 80-89 pts.	37-4	4-0
Score 90 or more pts.	8-0	1-0
Allow fewer than 50 pts.	60-2	4-1
Allow 50-59 pts.	93-14	11-2
Allow 60-69 pts.	73-36	10-4
Allow 70-79 pts.	14-26	0-1
Allow 80-89 pts.	2-8	0-0
Allow 90 or more pts.	1-4	0-1
Overtime	7-6	1-1
vs. A.P. top 25 opponents	36-39	5-3
vs. A.P. top 25 opp. at home	25-7	4-0
Home games	152-11	16-0
Road games	55-56	5-6
Neutral site games	35-24	4-3
Day games	97-31	9-2
Night games	145-60	17-7

Games Decided By ...

3 points or less	31-18	2-3
5 points or less	46-30	3-1
6-10 points	43-29	7-4
11-19 points	85-24	6-0
20 or more points	64-4	7-1

Televised Games

CBS	26-16	1-1
Big Ten Network	50-12	9-4
BTN.com	1-0	1-0
ESPN	34-20	5-1
ESPN2	17-9	4-1
ESPNU	2-1	0-0
ESPN Plus	54-17	0-0
ESPN3.com	8-0	3-0
Fox Sports Net	9-4	0-0
Fox College Sports	1-0	0-0
CBS College Sports	1-1	0-0
TBS	0-1	0-1
TNT	1-0	1-0
truTV	1-0	1-0
UPN-14	0-1	0-0
Versus	0-1	0-1

All-Time Results



Year-by-Year Records

Year	Overall			Big Ten				Pl.	Home	Away	Neut.	Head Coach
	W	L	Pct.	W	L	Pct.						
1898-99	0	3	.000	—	—	—	—	0-0	0-3	0-0	James Elsom	
1899-00	1	1	.500	—	—	—	—	0-0	1-1	0-0	James Elsom	
1900-01	1	1	.500	—	—	—	—	0-0	1-1	0-0	James Elsom	
1901-02	7	3	.700	—	—	—	—	0-0	7-2	0-1	James Elsom	
1902-03	5	2	.714	—	—	—	—	0-0	5-2	0-0	James Elsom	
1903-04	11	4	.733	—	—	—	—	2-0	9-4	0-0	James Elsom	
1904-05	10	8	.556	—	—	—	—	1-0	9-8	0-0	Emmett Angell	
1905-06	12	2	.857	6	2	.750	2	6-0	6-2	0-0	Emmett Angell	
1906-07	11	3	.786	6	2	.750	1t	7-1	4-2	0-0	Emmett Angell	
1907-08	10	2	.833	7	1	.875	1t	7-1	3-1	0-0	Emmett Angell	
1908-09	8	4	.667	5	4	.556	3	7-1	1-3	0-0	Haskell Noyes	
1909-10	9	5	.643	7	5	.583	3	8-0	1-5	0-0	Haskell Noyes	
1910-11	9	6	.600	6	6	.500	5	8-1	1-5	0-0	Haskell Noyes	
1911-12	15	0	1.000	12	0	1.000	1	8-0	7-0	0-0	Walter Meanwell	
1912-13	14	1	.933	11	1	.917	1	9-0	5-1	0-0	Walter Meanwell	
1913-14	15	0	1.000	12	0	1.000	1	9-0	6-0	0-0	Walter Meanwell	
1914-15	13	4	.765	8	4	.667	3	9-2	4-2	0-0	Walter Meanwell	
1915-16	20	1	.952	11	1	.917	1	10-0	10-1	0-0	Walter Meanwell	
1916-17	15	3	.833	9	3	.750	4	9-1	6-2	0-0	Walter Meanwell	
1917-18	14	3	.824	9	3	.750	1	9-1	5-2	0-0	Guy Lowman	
1918-19	5	11	.313	3	9	.250	10	1-6	4-5	0-0	Guy Lowman	
1919-20	15	5	.750	7	5	.583	5	9-1	6-4	0-0	Guy Lowman	
1920-21	13	4	.765	8	4	.667	1t	9-0	4-4	0-0	Walter Meanwell	
1921-22	14	5	.737	8	4	.667	2t	8-3	6-2	0-0	Walter Meanwell	
1922-23	12	3	.800	11	1	.917	1t	7-2	5-1	0-0	Walter Meanwell	
1923-24*	11	5	.688	8	4	.667	1t	8-1	3-4	0-0	Walter Meanwell	
1924-25	6	11	.353	3	9	.250	9	5-6	1-5	0-0	Walter Meanwell	
1925-26	8	9	.471	4	8	.333	8t	6-4	2-5	0-0	Walter Meanwell	
1926-27	10	7	.588	7	5	.583	4t	6-3	3-4	1-0	Walter Meanwell	
1927-28	13	4	.765	9	3	.750	3t	9-2	4-2	0-0	Walter Meanwell	
1928-29	15	2	.882	10	2	.833	1t	9-1	5-1	1-0	Walter Meanwell	
1929-30	15	2	.882	8	2	.800	2	12-0	3-2	0-0	Walter Meanwell	
1930-31	8	9	.471	4	8	.333	7t	7-3	1-6	0-0	Walter Meanwell	
1931-32	8	10	.400	3	9	.250	8t	7-4	1-6	0-0	Walter Meanwell	
1932-33	7	13	.350	4	8	.333	8	4-6	3-7	0-0	Walter Meanwell	
1933-34	14	6	.700	8	4	.667	2t	10-2	4-4	0-0	Walter Meanwell	
1934-35	15	5	.750	9	3	.750	1t	11-2	4-3	0-0	Harold Foster	
1935-36	11	9	.550	4	8	.333	8	9-3	2-6	0-0	Harold Foster	
1936-37	8	12	.400	3	9	.250	8t	7-4	1-8	0-0	Harold Foster	
1937-38	10	10	.500	5	7	.417	7	8-3	2-7	0-0	Harold Foster	
1938-39	10	10	.500	4	8	.333	7	8-3	2-7	0-0	Harold Foster	
1939-40	5	15	.250	3	9	.250	9	4-6	1-8	0-1	Harold Foster	
1940-41	20	3	.870	11	1	.917	1	11-1	6-2	3-0	Harold Foster	
1941-42	14	7	.667	10	5	.667	2t	9-2	5-4	0-1	Harold Foster	
1942-43	12	9	.571	6	6	.500	4t	7-4	4-5	1-0	Harold Foster	
1943-44	12	9	.571	9	3	.750	2t	5-5	6-4	1-0	Harold Foster	
1944-45	10	11	.476	4	8	.333	6t	6-5	3-6	1-0	Harold Foster	
1945-46	4	17	.190	1	11	.083	9	4-7	0-10	0-0	Harold Foster	
1946-47	16	6	.727	9	3	.750	1	9-2	6-4	1-0	Harold Foster	
1947-48	12	8	.600	7	5	.583	3t	9-1	3-7	0-0	Harold Foster	
1948-49	12	10	.545	5	7	.417	7	9-3	3-7	0-0	Harold Foster	
1949-50	17	5	.773	9	3	.750	2	10-1	6-4	1-0	Harold Foster	
1950-51	10	12	.455	7	7	.500	4t	6-5	4-7	0-0	Harold Foster	
1951-52	10	12	.455	5	9	.357	7	6-5	3-6	1-1	Harold Foster	
1952-53	13	9	.591	10	8	.556	5	9-2	4-6	0-1	Harold Foster	

* 1924 season includes one tie game

Year	Overall			Big Ten			PL	Home	Away	Neut.	Head Coach
	W	L	Pct.	W	L	Pct.					
1953-54	12	10	.545	6	8	.429	5t	7-4	5-6	0-0	Harold Foster
1954-55	10	12	.455	5	9	.357	6t	6-5	4-7	0-0	Harold Foster
1955-56	6	16	.273	4	10	.286	8t	3-8	3-8	0-0	Harold Foster
1956-57	5	17	.227	3	11	.214	9	4-7	1-10	0-0	Harold Foster
1957-58	8	14	.364	3	11	.214	10	5-6	3-7	0-1	Harold Foster
1958-59	3	19	.136	1	13	.071	10	3-8	0-10	0-1	Harold Foster
1959-60	8	16	.333	4	10	.286	9	5-7	2-9	1-0	John Erickson
1960-61	7	17	.292	4	10	.286	8	6-4	1-11	0-2	John Erickson
1961-62	17	7	.708	10	4	.714	2	10-3	5-3	2-1	John Erickson
1962-63	14	10	.583	7	7	.500	6	8-5	5-5	1-0	John Erickson
1963-64	8	16	.333	2	12	.143	10	5-6	1-9	2-1	John Erickson
1964-65	9	13	.409	4	10	.286	8	5-5	3-7	1-1	John Erickson
1965-66	11	13	.458	6	8	.429	7	9-3	2-8	0-2	John Erickson
1966-67	13	11	.542	8	8	.500	4	7-4	2-6	4-1	John Erickson
1967-68	13	11	.542	7	7	.500	5	9-2	3-7	1-2	John Erickson
1968-69	11	13	.458	5	9	.357	8t	8-3	1-10	2-0	John Powless
1969-70	10	14	.417	5	9	.357	6t	6-6	3-8	1-0	John Powless
1970-71	9	15	.375	4	10	.286	7t	7-5	1-10	1-0	John Powless
1971-72	13	11	.542	6	8	.429	5t	9-3	3-7	1-1	John Powless
1972-73	11	13	.458	5	9	.357	9	8-3	2-10	1-0	John Powless
1973-74	16	8	.667	8	6	.571	4t	11-2	4-6	1-0	John Powless
1974-75	8	18	.308	5	13	.278	8	8-7	0-9	0-2	John Powless
1975-76	10	16	.385	4	14	.222	9	7-7	2-9	1-0	John Powless
1976-77	11	16	.407	7	11	.389	7t	8-5	2-11	1-0	Bill Cofield
1977-78	8	19	.296	4	14	.222	9t	7-7	1-12	0-0	Bill Cofield
1978-79	12	15	.444	6	12	.333	8t	9-5	3-9	0-1	Bill Cofield
1979-80	15	14	.517	7	11	.389	8	11-4	2-9	2-1	Bill Cofield
1980-81	11	16	.407	5	13	.278	9	9-6	2-9	0-1	Bill Cofield
1981-82	6	21	.222	3	15	.167	10	4-9	2-9	0-3	Bill Cofield
1982-83	8	20	.286	3	15	.167	10	7-8	0-11	1-1	Steve Yoder
1983-84	8	20	.286	4	14	.222	10	6-7	1-12	1-1	Steve Yoder
1984-85	14	14	.500	5	13	.278	9	10-5	2-9	2-0	Steve Yoder
1985-86	12	16	.429	4	14	.222	9	8-7	4-7	0-2	Steve Yoder
1986-87	14	17	.452	4	14	.222	8	8-7	4-9	2-1	Steve Yoder
1987-88	12	16	.429	6	12	.333	7	8-6	3-10	4-0	Steve Yoder
1988-89	18	12	.600	8	10	.444	6t	14-3	3-9	1-0	Steve Yoder
1989-90	14	17	.452	4	14	.222	8t	8-6	2-9	4-2	Steve Yoder
1990-91	15	15	.500	8	10	.444	7	11-6	4-9	0-0	Steve Yoder
1991-92	13	18	.419	4	14	.222	9	11-6	1-10	1-2	Steve Yoder
1992-93	14	14	.500	7	11	.389	8t	11-6	3-8	0-0	Stu Jackson
1993-94	18	11	.621	8	10	.444	7	14-2	3-8	1-1	Stu Jackson
1994-95	13	14	.481	7	11	.389	9	11-4	2-10	0-0	Stan Van Gundy
1995-96	17	15	.531	8	10	.444	8	13-5	3-8	1-2	Dick Bennett
1996-97	18	10	.643	11	7	.611	4t	12-2	5-7	1-1	Dick Bennett
1997-98	12	19	.387	3	13	.188	9t	7-8	2-9	3-2	Dick Bennett
1998-99	22	10	.688	9	7	.563	3t	11-2	8-5	3-3	Dick Bennett
1999-00	22	14	.611	8	8	.500	6	11-3	4-9	7-2	Dick Bennett
2000-01	18	11	.621	9	7	.563	5	12-2	5-7	1-2	Brad Soderberg
2001-02	19	13	.594	11	5	.688	1t	12-1	6-8	1-4	Bo Ryan
2002-03	24	8	.750	12	4	.750	1	16-1	6-5	2-2	Bo Ryan
2003-04	25	7	.781	12	4	.750	2t	15-0	5-6	5-1	Bo Ryan
2004-05	25	9	.735	11	5	.688	3	15-1	5-6	5-2	Bo Ryan
2005-06	19	12	.613	9	7	.563	4t	14-2	2-8	3-2	Bo Ryan
2006-07	30	6	.833	13	3	.813	2	19-0	7-3	4-3	Bo Ryan
2007-08	31	5	.861	16	2	.888	1	16-2	10-2	5-1	Bo Ryan
2008-09	20	13	.606	10	8	.556	4t	13-3	4-7	3-3	Bo Ryan
2009-10	24	9	.727	13	5	.722	4	16-1	5-5	3-3	Bo Ryan
2010-11	25	9	.735	13	5	.722	3	16-0	5-6	4-3	Bo Ryan
2011-12	23	8	.742	12	6	.667	-	14-4	7-4	2-0	Bo Ryan

Year-by-Year Statistics

Year	G	FG	FGA	PCT	3P	3PA	PCT	FT	FTA	PCT	REB	AVG	A	TO	BK	ST	PTS	AVG	
1946-47	22	453	1590	.285	--	--	--	322	522	.617	--	--	--	--	--	--	1228	55.8	
Opp.	22	445	1796	.248	--	--	--	276	481	.574	--	--	--	--	--	--	1166	53.0	
1947-48	20	375	1407	.267	--	--	--	297	460	.646	--	--	--	--	--	--	1047	52.4	
Opp.	20	404	1461	.277	--	--	--	260	430	.605	--	--	--	--	--	--	1068	53.4	
1948-49	22	417	1499	.278	--	--	--	352	575	.612	--	--	--	--	--	--	1186	53.9	
Opp.	Records Incomplete																		
1949-50	22	476	1631	.292	--	--	--	326	565	.577	--	--	--	--	--	--	1278	58.1	
Opp.	22	463	1677	.276	--	--	--	231	393	.588	--	--	--	--	--	--	1157	52.6	
1950-51	22	456	1502	.304	--	--	--	338	561	.603	1099	49.9	306	--	--	--	1250	56.8	
Opp.	22	498	1710	.291	--	--	--	256	429	.598	--	--	--	--	--	--	1252	56.9	
1951-52	22	450	1518	.296	--	--	--	380	574	.662	930	42.3	267	--	--	--	1280	58.1	
Opp.	22	519	1595	.326	--	--	--	312	480	.650	919	41.8	247	--	--	--	1310	59.6	
1952-53	22	486	1497	.326	--	--	--	473	717	.660	--	--	--	--	--	--	1447	65.8	
Opp.	22	469	1562	.300	--	--	--	413	659	.627	--	--	--	--	--	--	1361	61.9	
1953-54	22	504	1409	.358	--	--	--	486	695	.699	745	33.9	--	--	--	--	1494	67.9	
Opp.	22	469	1522	.309	--	--	--	455	716	.635	--	--	--	--	--	--	1393	63.3	
1954-55	22	541	1463	.370	--	--	--	495	693	.714	793	36.1	--	--	--	--	1577	71.7	
Opp.	22	574	1492	.385	--	--	--	450	647	.695	737	33.5	--	--	--	--	1598	72.6	
1955-56	22	550	1500	.367	--	--	--	430	653	.659	973	44.2	--	--	--	--	1530	69.5	
Opp.	22	570	1505	.379	--	--	--	455	678	.671	928	42.2	--	--	--	--	1595	72.5	
1956-57	22	510	1491	.342	--	--	--	296	501	.591	862	39.2	--	--	--	--	1316	59.8	
Opp.	22	563	1526	.369	--	--	--	385	580	.664	982	44.6	--	--	--	--	1511	68.7	
1957-58	22	555	1551	.358	--	--	--	272	434	.627	842	38.3	--	--	--	--	1382	62.8	
Opp.	22	579	1600	.362	--	--	--	369	546	.676	957	43.5	--	--	--	--	1527	69.4	
1958-59	22	523	1526	.343	--	--	--	330	579	.569	935	42.5	--	--	--	--	1376	62.6	
Opp.	22	700	1637	.428	--	--	--	343	518	.662	1187	53.9	--	--	--	--	1743	79.2	
1959-60	24	710	1723	.412	--	--	--	323	500	.646	1031	42.9	--	--	--	--	1743	72.6	
Opp.	24	781	1810	.431	--	--	--	375	577	.649	1149	47.9	--	--	--	--	1935	80.6	
1960-61	24	679	1753	.387	--	--	--	338	538	.628	1122	46.8	--	--	--	--	1696	70.7	
Opp.	24	702	1727	.407	--	--	--	396	599	.661	1104	46.0	--	--	--	--	1800	75.0	
1961-62	24	793	1812	.437	--	--	--	446	666	.670	1177	49.1	--	--	--	--	2032	84.7	
Opp.	24	745	1801	.414	--	--	--	421	609	.692	1096	45.7	--	--	--	--	1911	79.6	
1962-63	24	727	1652	.440	--	--	--	348	526	.662	1196	49.8	--	--	--	--	1802	75.1	
Opp.	24	694	1805	.385	--	--	--	336	514	.654	1064	44.3	--	--	--	--	1720	71.7	

Year	G	FG	FGA	PCT	3P	3PA	PCT	FT	FTA	PCT	REB	AVG	A	TO	BK	ST	PTS	AVG
1963-64	24	780	1915	.407	--	--	--	407	612	.665	1173	48.9	--	--	--	--	1967	81.9
Opp.	24	832	1839	.452	--	--	--	418	606	.690	1297	54.1	--	--	--	--	2082	86.8
1964-65	22	680	1587	.429	--	--	--	343	536	.640	969	44.1	--	--	--	--	1703	77.4
Opp.	22	673	1580	.426	--	--	--	410	565	.726	1082	49.2	--	--	--	--	1756	79.8
1965-66	24	725	1665	.435	--	--	--	398	588	.676	1075	44.8	--	--	--	--	1848	77.0
Opp.	24	745	1790	.416	--	--	--	426	599	.724	1152	48.0	--	--	--	--	1916	79.5
1966-67	24	753	1738	.433	--	--	--	457	658	.695	1207	50.3	--	--	--	--	1963	81.8
Opp.	24	772	1810	.427	--	--	--	415	638	.651	1217	50.7	--	--	--	--	1959	81.6
1967-68	24	750	1687	.445	--	--	--	422	632	.668	1136	47.3	--	--	--	--	1922	80.1
Opp.	24	732	1702	.430	--	--	--	411	563	.730	1085	45.2	--	--	--	--	1875	78.1
1968-69	24	633	1591	.398	--	--	--	424	617	.687	1091	45.5	--	--	--	--	1690	70.4
Opp.	24	608	1461	.416	--	--	--	476	688	.692	1079	44.9	--	--	--	--	1692	70.5
1969-70	24	707	1672	.423	--	--	--	429	609	.704	1142	47.6	--	--	--	--	1843	76.8
Opp.	24	727	1669	.436	--	--	--	483	687	.703	1118	46.6	--	--	--	--	1937	80.7
1970-71	24	792	1831	.433	--	--	--	463	658	.704	1268	52.8	--	--	--	--	2047	86.3
Opp.	24	805	1820	.442	--	--	--	417	600	.695	1164	48.5	--	--	--	--	2027	84.5
1971-72	24	747	1714	.436	--	--	--	427	613	.697	1160	48.3	--	--	--	--	1921	80.0
Opp.	24	664	1514	.439	--	--	--	446	685	.651	1082	45.1	--	--	--	--	1774	73.9
1972-73	24	740	1725	.429	--	--	--	326	487	.669	1245	51.9	--	--	--	--	1806	75.3
Opp.	24	732	1809	.405	--	--	--	332	494	.672	1140	47.5	--	--	--	--	1796	74.8
1973-74	24	766	1680	.456	--	--	--	295	422	.699	1169	48.7	378	--	--	--	1827	76.1
Opp.	24	653	1574	.415	--	--	--	270	391	.690	914	38.0	277	--	--	--	1576	65.7
1974-75	26	759	1818	.417	--	--	--	335	482	.695	1104	42.5	430	--	--	--	1853	71.3
Opp.	26	814	1711	.476	--	--	--	398	557	.715	1158	44.5	515	--	--	--	2026	77.9
1975-76	26	783	1808	.433	--	--	--	431	600	.718	1131	43.5	448	--	--	--	1997	76.8
Opp.	26	836	1825	.458	--	--	--	467	656	.712	1241	47.7	488	--	--	--	2139	82.3
1976-77	27	737	1738	.424	--	--	--	387	572	.677	1132	41.9	338	--	--	--	1861	68.9
Opp.	27	800	1758	.455	--	--	--	398	561	.709	1100	40.7	405	--	--	--	1998	74.0
1977-78	27	758	1735	.437	--	--	--	397	592	.671	1075	39.8	340	494	59	155	1913	70.9
Opp.	27	794	1618	.491	--	--	--	451	627	.719	1009	37.4	381	511	94	129	2039	75.5
1978-79	27	760	1728	.440	--	--	--	363	545	.666	1048	38.8	377	495	66	203	1883	69.7
Opp.	27	776	1604	.484	--	--	--	433	603	.718	993	36.8	427	528	112	147	1985	73.5
1979-80	29	783	1666	.470	--	--	--	457	638	.716	1062	36.6	380	513	65	151	2023	69.8
Opp.	29	749	1620	.462	--	--	--	413	578	.715	923	31.8	335	510	93	164	1911	65.9
1980-81	27	690	1498	.461	--	--	--	376	558	.667	898	32.9	339	455	64	151	1756	65.5
Opp.	27	718	1446	.498	--	--	--	410	587	.700	882	32.7	330	462	58	185	1846	68.9
1981-82	27	721	1664	.433	--	--	--	293	426	.688	911	33.8	351	450	83	154	1735	64.3
Opp.	27	768	1502	.511	--	--	--	452	645	.701	984	36.4	379	472	78	153	1988	73.7
1982-83	28	739	1678	.440	22	68	.324	314	433	.725	901	32.2	351	409	91	160	1813	64.8
Opp.	28	771	1571	.491	30	68	.441	421	593	.710	1025	36.6	381	451	112	157	1994	71.2

Year	G	FG	FGA	PCT	3P	3PA	PCT	FT	FTA	PCT	REB	AVG	A	TO	BK	ST	PTS	AVG
1983-84	28	743	1579	.471	—	—	—	413	545	.758	833	29.8	403	379	45	146	1899	66.0
Opp.	28	791	1447	.547	—	—	—	417	590	.707	855	30.5	459	433	77	178	1999	71.4
1984-85	28	803	1646	.488	—	—	—	361	496	.728	900	32.1	456	374	61	149	1967	70.3
Opp.	28	807	1659	.486	—	—	—	399	555	.719	965	34.5	426	392	60	162	2013	71.9
1985-86	28	814	1686	.483	—	—	—	368	502	.733	892	31.9	442	382	51	181	1996	71.3
Opp.	28	846	1637	.517	—	—	—	399	541	.738	947	33.8	412	418	74	169	2091	74.7
1986-87	31	813	1696	.479	160	358	.447	407	596	.683	982	31.7	506	482	83	185	2193	70.7
Opp.	31	846	1793	.472	87	233	.373	434	636	.682	1087	35.1	479	451	84	234	2213	71.4
1987-88	28	710	1539	.461	126	292	.432	387	569	.680	841	30.0	442	429	68	196	1933	69.0
Opp.	28	784	1585	.495	108	264	.409	408	560	.729	968	34.6	462	461	84	199	2084	74.4
1988-89	30	774	1546	.501	146	326	.448	406	606	.670	859	28.6	450	401	86	220	2100	70.0
Opp.	30	699	1503	.465	105	267	.393	438	606	.723	885	29.5	367	470	71	162	1941	64.7
1989-90	31	744	1558	.478	121	311	.408	416	642	.648	933	30.1	445	450	78	195	2031	65.5
Opp.	31	721	1591	.453	117	313	.374	445	622	.715	951	30.7	363	440	59	189	2004	64.6
1990-91	30	743	1476	.503	186	450	.413	451	661	.682	900	30.0	469	482	96	160	2123	70.8
Opp.	30	801	1701	.471	134	370	.362	358	517	.693	893	29.8	410	386	62	221	2094	69.8
1991-92	31	792	1689	.469	179	420	.426	463	682	.679	966	31.2	416	456	153	208	2226	71.8
Opp.	31	790	1697	.466	124	327	.379	503	689	.730	1036	33.4	417	493	101	217	2207	71.2
1992-93	28	793	1754	.452	219	570	.384	341	519	.676	910	32.5	408	414	90	214	2156	77.0
Opp.	28	755	1599	.472	104	315	.330	504	681	.740	1043	37.3	375	506	89	194	2118	75.6
1993-94	29	816	1755	.465	225	609	.369	402	599	.671	1090	37.6	472	449	135	201	2259	77.9
Opp.	29	736	1754	.420	156	466	.335	471	667	.706	1055	36.4	383	442	83	241	2099	72.4
1994-95	27	672	1611	.417	186	561	.332	440	687	.640	1062	39.3	343	448	103	172	1970	73.0
Opp.	27	661	1612	.410	140	441	.317	472	696	.678	1061	39.3	328	428	86	181	1934	71.6
1995-96	32	726	1672	.434	189	551	.343	473	680	.696	1071	33.5	415	486	91	201	2114	66.1
Opp.	32	733	1704	.430	199	564	.353	408	610	.669	1051	32.8	408	488	118	225	2073	64.8
1996-97	28	570	1391	.410	137	406	.337	377	569	.663	951	34.0	332	422	97	187	1654	59.1
Opp.	28	502	1329	.378	128	408	.314	416	612	.680	885	31.6	236	437	73	195	1548	55.3
1997-98	31	644	1579	.408	130	438	.297	459	652	.704	996	32.1	348	431	95	189	1877	60.5
Opp.	31	643	1513	.425	197	553	.356	457	689	.663	1034	33.4	354	482	98	186	1940	62.6
1998-99	32	685	1573	.435	204	572	.357	413	558	.740	948	29.6	433	377	78	224	1987	62.1
Opp.	32	613	1504	.408	161	487	.331	379	564	.672	993	31.0	313	486	88	159	1766	55.2
1999-00	36	765	1793	.427	207	602	.344	420	617	.681	1107	30.8	478	408	102	236	2157	59.9
Opp.	36	683	1720	.397	189	551	.343	452	652	.693	1173	32.6	361	513	98	177	2007	55.8
2000-01	29	575	1349	.426	174	477	.365	399	568	.702	869	30.0	358	337	68	172	1723	59.4
Opp.	29	560	1364	.411	158	485	.326	363	514	.706	858	29.6	286	367	89	138	1641	56.6
2001-02	32	731	1675	.436	211	593	.356	471	655	.719	1032	32.2	407	414	60	188	2144	67.0
Opp.	32	778	1707	.456	192	551	.348	353	515	.685	1038	32.4	398	436	98	209	2101	65.7
2002-03	32	798	1723	.463	201	563	.357	453	619	.732	1045	32.7	423	334	88	221	2250	70.3
Opp.	32	723	1675	.432	158	473	.334	295	410	.720	984	30.8	354	440	84	150	1899	59.3

Year	G	FG	FGA	PCT	3P	3PA	PCT	FT	FTA	PCT	REB	AVG	A	TO	BK	ST	PTS	AVG
2003-04	32	754	1687	.447	190	564	.337	492	684	.719	1049	32.8	425	320	90	220	2190	68.4
Opp.	32	671	1594	.421	144	433	.333	337	483	.698	967	30.2	320	452	90	165	1823	57.0
2004-05	34	788	1789	.440	250	640	.391	464	685	.677	1176	34.6	444	389	92	179	2290	67.4
Opp.	34	767	1805	.425	172	575	.299	341	504	.677	1054	31.0	397	404	99	190	2047	60.2
2005-06	31	776	1796	.432	199	573	.347	454	684	.664	1124	26.3	421	359	104	165	2205	71.1
Opp.	31	737	1727	.427	182	535	.340	379	542	.699	1070	34.5	363	422	87	191	2035	65.6
2006-07	36	867	1886	.460	210	597	.352	583	848	.688	1258	34.9	494	407	116	207	2527	70.2
Opp.	36	768	1875	.410	201	584	.344	346	526	.658	1094	30.4	378	514	104	200	2083	57.9
2007-08	36	841	1872	.449	212	596	.356	527	747	.705	1292	35.9	455	438	120	221	2421	67.2
Opp.	36	719	1879	.383	194	620	.313	326	477	.683	1088	30.2	360	491	102	226	1958	54.4
2008-09	33	735	1686	.436	213	592	.360	423	583	.726	1020	30.9	393	330	86	163	2106	63.8
Opp.	33	700	1593	.439	158	486	.325	390	543	.718	941	28.5	343	386	81	143	1948	59.0
2009-10	33	776	1750	.443	246	690	.357	416	568	.732	1056	32.0	412	289	113	187	2214	67.1
Opp.	33	673	1586	.424	138	402	.343	394	572	.689	1002	30.4	314	396	74	148	1878	56.9
2010-11	34	798	1808	.441	278	744	.374	436	533	.818	1088	32.0	442	258	105	121	2310	67.9
Opp.	34	705	1647	.428	179	484	.370	403	542	.744	968	28.5	325	329	61	133	1992	58.6

Home Attendance (since '41)

Year	Games	Total	Avg.	High
1940-41	12	130,150	10,846	14,000
1941-42	11	116,050	10,550	14,000
1942-43	11	118,000	10,727	14,000
1943-44	10	84,200	8,420	14,000
1944-45	11	98,000	8,909	11,500
1945-46	11	96,900	8,809	14,000
1946-47	11	124,700	11,336	13,800
1947-48	10	130,900	13,090	13,500
1948-49	12	150,000	12,500	13,500
1949-50	11	139,500	12,681	13,000
1950-51	11	130,550	11,868	13,000
1951-52	11	132,000	12,000	13,000
1952-53	11	129,726	11,793	13,500
1953-54	11	108,192	9,836	13,500
1954-55	11	92,150	8,377	12,100
1955-56	11	66,100	6,009	10,000
1956-57	11	57,529	5,230	7,193
1957-58	11	61,448	5,586	8,200
1958-59	11	58,527	5,321	7,410
1959-60	12	75,216	6,268	12,187
1960-61	10	65,685	6,569	13,472
1961-62	13	88,681	6,822	13,545
1962-63	13	88,905	6,839	12,088
1963-64	10	69,873	6,987	13,217
1964-65	10	63,823	6,382	9,538
1965-66	12	85,199	7,100	11,573
1966-67	11	116,855	10,623	12,729
1967-68	11	104,346	9,486	11,926
1968-69	11	112,949	10,268	11,569
1969-70	12	97,686	8,881	12,392
1970-71	12	81,051	6,754	7,953
1971-72	12	79,922	6,660	8,235
1972-73	11	84,242	7,658	8,236
1973-74	13	98,346	7,565	12,204
1974-75	15	82,981	5,532	7,462
1975-76	14	72,996	5,214	9,363
1976-77	13	90,609	6,970	8,501
1977-78	14	122,075	8,720	11,238
1978-79	14	114,945	8,210	12,204
1979-80	15	115,960	7,731	11,895
1980-81	15	101,606	6,774	9,026
1981-82	13	65,505	5,039	9,281
1982-83	15	113,617	7,574	11,442
1983-84	13	98,280	7,560	11,019
1984-85	15	103,795	6,920	9,868
1985-86	15	112,131	7,475	11,092
1986-87	15	110,876	7,392	11,866
1987-88	14	110,545	7,896	11,068
1988-89	17	161,810	9,518	11,886
1989-90	14	142,291	10,164	11,898
1990-91	17	171,680	10,099	11,924
1991-92	17	160,580	9,446	12,305
1992-93	17	176,578	10,387	11,500
1993-94	16	184,000	11,500	11,500
1994-95	15	171,292	11,419	11,500
1995-96	18	202,381	11,243	11,993
1996-97	14	160,624	11,473	11,719
1997-98	15	200,032	13,335	16,697
1998-99	13	205,008	15,770	17,046
1999-00	14	226,281	16,163	17,142
2000-01	14	235,351	16,811	17,142
2001-02	13	214,860	16,528	17,142
2002-03	17	287,818	16,930	17,142
2003-04	15	257,130	17,142	17,142
2004-05	16	274,272	17,142	17,142
2005-06	16	274,272	17,142	17,142
2006-07	19	326,610	17,190	17,190
2007-08	18	309,420	17,190	17,190
2008-09	16	275,680	17,230	17,230
2009-10	17	292,910	17,230	17,230
2010-11	16	275,680	17,230	17,230

113 Years of Wisconsin Basketball

The Wisconsin men's basketball program begins its 114th season in 2011-12. Following is a chronological list of highlights from the first 113 years of UW basketball.

DECEMBER, 1898

Six years after the advent of the new sport of basketball, Bob Burdick, John Mapel, Carl Sillman, Paul Stover and Captain Walter Hirschberg make up the first Wisconsin Badger basketball team. Dr. J.C. Elsom is the first UW coach.

JAN. 21, 1899

Wisconsin plays its first game and falls to the Milwaukee Normal Alumni, 25-15, in Milwaukee.

MARCH 4, 1899

The Badgers play their first home game. The Milwaukee Normal Alumni edge Wisconsin, 13-10, and the Badgers finish their first season 0-3.

FEB. 15, 1900

Wisconsin defeats Wayland Academy, 25-15, for the first victory in school history.

MARCH, 1902

After completing a 10-game schedule (all on the road), the Badgers finish the year with a 7-3 record, their first winning season.

DEC. 2, 1904

Emmett Angell coaches the Badgers for the first time and watches his team rout Sparta's Company C, 75-10. Christian Steinmetz scores 50 points in the victory to set a pre-modern, single-game scoring mark.

JANUARY, 1905

The Badgers make their first road trip to the East and come home with a 2-6 mark after games in New Jersey, New York, Pennsylvania and Ohio.

SPRING, 1905

Christian Steinmetz finishes the season with 462 points, setting a Wisconsin season scoring mark that would stand for 61 years. Steinmetz is later named the Badgers' first All-American.

MARCH 15, 1907

Wisconsin defeats Purdue, 37-10, to secure an 11-3 record and a share of the school's first Big Ten championship.

MARCH 16, 1912

First-year coach Walter Meanwell, known as the "Little Doctor," guides the Badgers to a 32-21 win over Indiana to complete an unbeaten season at 15-0. Wisconsin wins the Big Ten title outright and will win or share the conference crown seven more times before Meanwell's coaching career ends in 1934.

MARCH 16, 1918

Despite dropping a 19-11 decision to Minnesota, first-year coach Guy Lowman's Badgers win the school's sixth Big Ten championship in 12 years.

DEC. 18, 1930

The Badgers defeat Penn, 25-12, in the dedication game for the new Wisconsin Field House.

FALL, 1934

Harold "Bud" Foster, a former All-America player for the Badgers, takes over as head coach. Foster will hold that position for 25 years, longer than any other basketball coach in school history.

SPRING, 1935

In his first season as head coach, "Bud" Foster leads the Badgers to the Big Ten title with a 15-5 record.

MARCH 29, 1941

The "Cinderella" Badgers, lower division finishers in the Big Ten just one year earlier, top Washington State, 39-34, to win the NCAA tournament. The UW's John Kotz is named tournament MVP. Team captain Gene Englund is the Big Ten MVP and earns All-America honors.

SPRING, 1942

Wisconsin has the Big Ten MVP for the second straight season when John Kotz earns the award. Kotz also garners All-America kudos.

MARCH, 1947

The 15-5 Big Ten champion Badgers are invited to play in the NCAA Eastern Regionals in New York's Madison Square Garden. Wisconsin takes third place in the East by squeaking past Navy, 50-49, after losing the opener, 70-56, to CCNY.

FEB. 28, 1949

Junior Don Rehfeldt takes 37 shots in a 70-47 trouncing of Iowa. Rehfeldt's 37 field goal attempts still stand as a single-game Wisconsin record.

SPRING, 1950

After being named the Big Ten's MVP, Don Rehfeldt becomes Wisconsin's last All-American until Alando Tucker in 2007. He finishes his career as the school's all-time leading scorer with 1,169 points. Rehfeldt also is picked second overall in the NBA Draft.

JAN. 3, 1953

Center Paul Morrow grabs what remains a school-record 30 rebounds in a 50-46 victory over Purdue.

JAN. 27, 1962

Despite Boilermaker Terry Dischinger's UW Field House-record 50 points, the Badgers defeat Purdue 89-86.

MARCH 3, 1962

The Badgers defeat a top-ranked Ohio State squad (86-67) that features All-Americans John Havlicek and Jerry Lucas, as well as reserve forward Bob Knight. The powerful Buckeyes see their 47-game winning streak come to an end.

MARCH 11, 1963

Senior Ken Seibel earns the team's MVP award for the third consecutive season. He remains the Badgers' only three-time MVP.

MARCH 8, 1965

Ken Barnes scores a school-record 42 points, along with 23 rebounds, in a 92-73 loss to Indiana. Barnes' mark stands alone until Michael Finley matches it in December of 1994.

MARCH 11, 1967

With 12 seconds remaining in the season finale against Illinois, sophomore Chuck Nagle makes a layup to tie Christian Steinmetz as the school's single-season scoring leader with 462 points. Fouled on the play, Nagle converts the free throw and sets the record.

DEC. 9, 1967

The Badgers set a school single-game scoring record with a 120-82 win over SMU.

MARCH 2, 1968

Senior Joe Franklin pulls down a career-high 27 rebounds in a 104-84 victory over Purdue—his final game at the UW Field House. Franklin ends his collegiate career one week later having amassed 858 boards for what still is a school-record 11.9 rebounds per game.

MARCH 9, 1968

Only one year after Chuck Nagle snaps Wisconsin's 62-year-old single-season scoring mark set by Christian Steinmetz, Joe Frank-

lin registers 30 points in the season finale at Northwestern to finish the campaign with a school-best 544 points.

MARCH 13, 1971

Senior co-captain Clarence Sherrod scores 27 points in a season-ending loss at Michigan to finish the year with 570 points. It is the third time in five seasons that the Badgers have a new all-time single-season scoring leader.

JAN. 5, 1976

The Badgers record the largest comeback in school history when they erase a 22-point (47-25) deficit and gain an 82-81 overtime victory over Ohio State at the UW Field House.

MARCH 3, 1979

Guard Wes Matthews hits a halfcourt shot as time expires and the Badgers defeat Magic Johnson and eventual NCAA champion Michigan State, 83-81, at the UW Field House.

DEC. 30, 1979

The Badgers connect on 32 of 43 field goal attempts (.744) to set a single-game school record and defeat Army 78-54.

MARCH 10, 1981

Claude Gregory scores 29 and grabs 17 rebounds in his last game at UW. He leaves as the school's career leader in points (1,745) and rebounds (904).

DEC. 2, 1985

In a non-conference matchup with San Francisco State, senior Rick Olson makes 17 field goals in a 90-61 Badger victory. Olson's 17 field goals tops the previous school record of 16 set nearly 27 years earlier by Bob Litzow.

MARCH 9, 1986

Setting a school record by starting every game (112) in his four-year career, Rick Olson guides Wisconsin past Northwestern, 70-68. Olson scores 26 points in the game and misses becoming the school's career scoring leader by nine points. However, he does become the UW's single-season scoring champion with 571 points.

FEB. 16, 1987

In one of the most infamous games in school history, the Badgers take eventual NCAA champion Indiana to triple OT before falling 86-85 at the UW Field House before a capacity crowd and national TV audience.

MARCH 8, 1987

Mike Heineman scores 20 points, grabs seven rebounds and hands out nine assists in his final game as a Badger. Heineman ends his career as Wisconsin's all-time assist leader with 388.

DEC. 14, 1988

The Badgers record the second-largest margin of victory in school history with an 89-34 win over Denver at the Field House.

MARCH 15, 1989

Under Coach Steve Yoder, UW makes its first-ever appearance in the National Invitation Tournament and defeats New Orleans, 63-61, at the UW Field House. It is Wisconsin's first postseason appearance since the 1947 NCAA Tournament.

MARCH 20, 1989

Danny Jones scores 24 points in the season finale vs. St. Louis. His 611 points establish a new single-season school scoring record.

FEB. 15, 1990

Danny Jones breaks Wisconsin's career scoring mark against Ohio State. Jones ends his career with 1,854 points.

MARCH 13, 1991

The Badgers make their second NIT appearance in three years and defeat Bowling Green, 87-79 (OT), at the UW Field House. UW, however, is eliminated from the tournament five days later by Stanford.

MARCH 25, 1992

Former N.Y. Knicks coach Stu Jackson is hired as Wisconsin's 11th head coach.

FEB. 13, 1993

Sophomore Michael Finley goes head-to-head with Purdue All-American Glenn Robinson. Finley scores 33 points and adds a Big Ten-record 10 steals but the Boilermakers prevail, 90-87, in double overtime behind Robinson's 42 points.

MARCH 17, 1993

Wisconsin qualifies for its third NIT in five years but loses, 77-73, to Rice in the first round at the UW Field House.

Nov. 22, 1993

The Badgers are ranked 25th by the Associated Press, their first national ranking by the A.P. since January of 1976.

MARCH 17, 1994

Led by Michael Finley, Tracy Webster and Rashard Griffith, coach Stu Jackson's Badgers defeat Cincinnati, 80-72, in the school's first NCAA tournament game since 1947. UW

is eliminated two days later by Missouri.

DEC. 10, 1994

Michael Finley scores a school record-tying 42 points in a 92-76 loss at Eastern Michigan. He registers 33 points in the second half, setting the school mark for points in a half.

JAN. 14, 1995

Michael Finley breaks Danny Jones' school career scoring mark in the first half of the Badgers' 74-67 win at home over Minnesota. Finley goes on to finish his career with 2,147 points.

MARCH 31, 1995

Dick Bennett is hired from UW-Green Bay as Wisconsin's 13th head coach, replacing Stan Van Gundy.

JUNE 28, 1995

Michael Finley becomes Wisconsin's first first-round NBA draft choice since 1980 when he is selected 21st overall by Phoenix.

MARCH 13, 1996

Coach Dick Bennett's Badgers defeat Manhattan, 55-42, in the first round of the National Invitation Tournament at the UW Field House. The Badgers are eliminated five days later by Illinois State.

JAN. 4, 1997

Wisconsin snaps a 31-game losing streak to Indiana with a 71-58 victory over the Hoosiers at the UW Field House. Wisconsin leads 17-0 before Indiana scores.

FEB. 26, 1997

Seven-foot center Paul Grant sets a school record with a 15-for-15 performance at the free throw line in a 49-48 victory over Iowa at the UW Field House.

MARCH 8, 1997

The Badgers lock up the school's second NCAA tournament bid in 50 years with a 66-65 upset win over No. 2-ranked Minnesota at the UW Field House. It is the UW's first win over a first or second-ranked opponent since 1962.

MARCH 14, 1997

The Badgers lose 71-58 to Texas in the first round of the NCAA tournament at Pittsburgh's Civic Arena.

JUNE 25, 1997

Paul Grant becomes UW's second first-round NBA draft choice in three years when he is selected 20th overall by Minnesota.

JAN. 14, 1998

The Badgers play the final game in the UW Field House and record a 76-57 win over Penn State.

JAN. 17, 1998

Wisconsin opens the new, \$76-million Kohl Center with a 56-33 triumph over Northwestern before 16,697 fans, including Sen. Herb Kohl.

DEC. 14, 1998

The Badgers enter the media and coaches top-25 polls for the first time since December of 1994.

DEC. 27, 1998

Wisconsin's 10th straight win gives the school a 12-1 record for only the second time since 1929-30.

JAN. 31, 1999

The Badgers achieve the school's highest national ranking (11th by A.P.) since 1962.

MARCH 1, 1999

Sophomore guard Mike Kelley becomes the first Badger to be named Big Ten Defensive Player of the Year.

MARCH 7, 1999

UW receives its fifth NCAA tournament bid and second of the Dick Bennett era.

MARCH 1, 2000

Guard Mike Kelley becomes Wisconsin's career steals leader in a 62-46 win at Northwestern.

MARCH 12, 2000

Wisconsin receives its sixth NCAA tournament bid and third in the five-year Dick Bennett era.

MARCH 16-18, 2000

Wisconsin defeats ninth-seeded Fresno State and top-seeded Arizona in the first and second rounds of the NCAA tournament in Salt Lake City, Utah. The wins allow the UW to advance to its first-ever Sweet 16.

MARCH 23-25, 2000

The Badgers advance to the Final Four after defeating fourth-seeded and 10th-ranked LSU in the West Regional semifinal and Big Ten rival and sixth-seeded Purdue in the regional title game in Albuquerque, N.M.

The win over the Boilermakers ties the school single-season wins record (22) set by the 1998-99 squad.

Guard Jon Bryant is named the West Regional MVP and guard Mike Kelley and forward Andy Kowske are named to the all-West Regional team.

Upon their return to Madison on the night of the 25th, the Badgers are greeted by 20,000 screaming fans at a pep rally in Camp Randall Stadium.

APRIL 1, 2000

The Badgers' amazing NCAA tournament run ends in the semifinals at the Final Four with a 53-41 loss to eventual national champion Michigan State.

Nov. 29, 2000

The Badgers defeat 13th-ranked Maryland, 78-75, in overtime at the Bradley Center in Milwaukee. Following the game, Dick Bennett tells the team he has coached his last game and formally announces his retirement the next day. Assistant head coach Brad Soderberg takes over as UW's 14th head basketball coach.

JAN. 29, 2001

Wisconsin ascends to No. 10 in the Associated Press top 25, the school's highest ranking since it was seventh on Dec. 11, 1962.

MARCH 11, 2001

Wisconsin receives its third consecutive NCAA tournament bid and the seventh in school history.

MARCH 29, 2001

After announcing on March 19 that Brad Soderberg will not be retained, UW Director of Athletics Pat Richter hires William "Bo" Ryan from UW-Milwaukee as the 15th head coach in Badger basketball history.

JAN. 12, 2002

Freddie Owens hits a runner with 25 seconds left in the game to give Wisconsin a 64-63 win over Michigan State in East Lansing. The win snapped the Spartans' Big Ten-record 53-game home winning streak.

FEB. 13, 2002

Behind Charlie Wills' 17 points, the Badgers defeat Indiana, 64-63, in Bloomington. The victory is UW's first at Assembly Hall since 1977, a span of 22 games.

FEB. 27, 2002

Wisconsin clinches a share of its first Big Ten title since 1947 with a 74-54 win over Michigan at the Kohl Center. Devin Harris and Kirk Penney each score 21 points and hit four 3-pointers. With the victory, the Badgers earn their first-ever No. 1 seed in the Big Ten tournament.

MARCH 5, 2002

Head coach Bo Ryan is named the Big Ten Coach of the Year, becoming the first UW coach to receive the honor. Kirk Penney is also a unanimous first-team all-league selection, just the fifth Badger since 1948 to earn unanimous first-team honors.

MARCH 15, 2002

Seniors Travon Davis and Charlie Wills become the first UW players to appear in four NCAA tournaments as the Badgers defeat St. John's, 80-70, at the MCI Center in Washington, D.C. Wisconsin falls to eventual national champion Maryland, 87-57, two days later.

MARCH 5, 2003

Point guard Devin Harris hits the game-winning free throw with 0.4 seconds remaining to give Wisconsin a 60-59 win over Illinois and its first outright Big Ten title since 1947.

MARCH 11, 2003

For the second consecutive season, Bo Ryan is named the Big Ten's Coach of the Year. He is the only coach in league history to win the award in each of his first two seasons. Kirk Penney is also a repeat first-team All-Big Ten selection, UW's first back-to-back first teamer since 1951-52.

MARCH 20, 2003

Wisconsin earns its fifth straight bid to the NCAA tournament and are seeded fifth in the Midwest Region. The Badgers defeat Weber State, 81-74, in the first round of the NCAA tournament in Spokane, Wash. The win is the 23rd of the season for UW, breaking the school record of 22. It also marks the first time in school history that Wisconsin has won NCAA tournament games in consecutive seasons.

MARCH 22, 2003

Junior Freddie Owens hits a 3-pointer with one second left to cap the greatest comeback in school history and give the Badgers a 61-60 win over Tulsa and a berth in the "Sweet 16." Wisconsin had trailed 58-45 with 3:36 remaining before outscoring the Golden Hurricane 16-2 the rest of the way.

JAN. 24-FEB. 4, 2004

Junior Devin Harris scores 97 points over a three-game span, setting a UW record. Harris just misses becoming the first UW player in history to record three straight 30-point games, scoring 30 vs. Illinois (Jan. 24), 29 at Ohio State (Jan. 28) and a career-high 38 vs. Minnesota (Feb. 4). The 38-point effort is tied for the fourth-most by a Badger.

MARCH 10, 2004

The Big Ten announces that UW junior Devin Harris has been named conference player of the year. Harris is the first Badger to earn the award since Don Rehfeldt in 1950.

MARCH 14, 2004

Wisconsin defeats Illinois, 70-53, at Conseco Fieldhouse in Indianapolis to win the 2004 Big Ten Tournament, the first tourney title in UW history. Devin Harris is named the tournament's most outstanding player and Mike Wilkinson joins him on the all-tournament team. UW defeated Minnesota in the quarterfinals and Michigan State in the semis.

MARCH 19, 2004

Almost exactly a year after erasing a 13-point deficit to win a second round game in the 2003 NCAA Tournament, the Badgers rally from a 13-point, second-half deficit to defeat Richmond, 76-64, in the first round of the 2004 NCAA Tournament in Milwaukee. The victory is UW's 25th of the season, breaking the school record for wins in a season, set just a year before.

JAN. 5, 2005

Behind Zach Morley's career-high 22 points stemming mostly from 6-of-8 3-point shooting, the Badgers defeated Purdue 77-68 for their first win in West Lafayette since 1972, a streak of 29 straight losses. It was the first loss to Wisconsin at home for the Boilermakers under then-coach Gene Keady.

JAN. 16, 2005

Down 59-51 with two minutes remaining, UW scores the game's final 11 points to rally past No. 12 Michigan State, 62-59, at the Kohl Center. Kammron Taylor's runner in the lane with 31 seconds left proved to be the game-winner.

MARCH 25, 2005

Wisconsin comes back from two 10-point deficits and got a game-high 22 points from Alando Tucker in defeating 10th-seeded N.C. State for its second trip to the Elite Eight in the past five years.

MARCH 4, 2006

Alando Tucker scores 10 points in UW's Big Ten Conference finale against Iowa and becomes the first Badger to lead the league in scoring since Don Rehfeldt in 1950. Tucker averaged 20.0 points in 16 games.

MARCH 12, 2006

Wisconsin is selected to make its eighth-straight appearance in the NCAA tournament.

Nov. 20, 2006

Brian Butch and Alando Tucker appear on the cover of *Sports Illustrated*, marking the first time UW has been featured on the cover of the magazine.

DEC. 16, 2006

Tucker and Butch both score 20 points in the first half as Wisconsin defeats No. 2-ranked Pitt, 89-75. It is just the third time in school history UW has beaten the No. 2 team in the country.

JAN. 15, 2007

The Badgers move up to second in the Associated Press poll, the highest ranking in school history up to that point.

JAN. 28, 2007

Wisconsin defeats Iowa, 57-46, to win its school-record 17th straight game. UW went 67 days without losing a game. The Badgers' 21-1 record is the best to start a season in school history.

FEB. 19, 2007

With a 26-2 record and a 12-1 mark in Big Ten play, UW is ranked No. 1 in the Associated Press poll for the first time in school history.

FEB. 25, 2007

For the first time in Big Ten history, the top two teams in the Associated Press Poll square off as No. 2 Ohio State defeats No. 1 Wisconsin, 49-48, in Columbus.

MARCH 6, 2007

Alando Tucker is named Big Ten Player of the Year. He is the sixth Badger to win the award and second in the last four years.

MARCH 10, 2007

With his first basket against Illinois in the Big Ten tournament semifinal, Alando Tucker passes Michael Finley to become UW's all-time leading scorer. Tucker finishes his career with 2,217 points, ninth-best in Big Ten history.

MARCH 12, 2007

Wisconsin is awarded a No. 2 seed in the Midwest Region of the 2007 NCAA Tournament. That is the highest seed in school history.

MARCH 28, 2007

Head coach Bo Ryan receives the Adolph Rupp Cup as the National Coach of the Year from the Commonwealth Athletic Club of Kentucky. Five days later, Ryan is selected as the Clair Bee Coach of the Year.

MARCH 31, 2007

Alando Tucker is announced as the winner of the 2007 Lowe's Senior CLASS Award, presented annually to college basketball's outstanding NCAA Division I senior student-athlete. Tucker also receives the NABC Career Achievement Award two days later. Tucker is the first Badger to win a national player of the year award since 1918.

DECEMBER 29, 2007

Wisconsin gets its first of two road wins over top-15 teams when Michael Flowers makes a 3-pointer with 2.7 seconds remaining to beat No. 9 Texas, 67-66. Two months later, Brian Butch would bank in a 3-pointer with 4.5 seconds left to give UW a 68-66 win at No. 13 Indiana on Feb. 13.

MARCH 15, 2008

Wisconsin defeats Penn State, 77-41, to clinch its third Big Ten regular season title in seven seasons under Bo Ryan. A capacity crowd rushes the Kohl Center floor setting off a wild trophy presentation and net-cutting ceremony. Days later, the Badgers would win the regular-season finale at Northwestern to give them a school-record 16 Big Ten wins.

MARCH 16, 2008

UW beats Illinois, 61-48, in the finals of the Big Ten tournament to give the school its second-ever conference tournament title. Wisconsin also became the fifth school to win both the regular season and tournament championships in the same season.

MARCH 22, 2008

A No. 3 seed in the NCAA tournament, Wisconsin goes to Omaha, Neb. and defeats Cal-State Fullerton, 71-56, in the first round before knocking off No. 11 seed Kansas State in the second round. Sophomore guard Trevon Hughes scores a game-high 25 points as the Badgers advance to Detroit to play in their third Sweet 16 in the last six seasons.

FEBRUARY 14, 2009

ESPN's "College GameDay" broadcasts live from the Kohl Center prior to a 55-50 win over Ohio State. In front 2,500 fans, Bo Ryan, Marcus Landry and Joe Krabbenhoft appear along with ESPN's Bob Knight, Rece Davis, Jay Bilas, Digger Phelps and Hubert Davis.

JULY 11, 2009

Serving as head coach, Bo Ryan leads Team USA to a bronze medal in the 2009 World University Games in Belgrade, Serbia. Ryan led the team to a 6-1 record, including a win over gold-medalist Serbia in the second round. A one-point loss to Russia in the semifinals forced the U.S. into the third-place game, where it defeated Israel.

DECEMBER 2, 2009

Behind 26 points from Trevon Hughes, Wisconsin knocks off No. 6 Duke, 73-69, clinching the Big Ten's first overall win in the Big Ten/ACC Challenge. This would be the first of three wins over AP top-10 teams on the season, including victories over No. 4 Purdue and No. 5 Michigan State.

JANUARY 24, 2010

With a 79-71 overtime win against Penn State, Bo Ryan becomes the 18th coach with 100 Big Ten wins and ties Branch McCracken as the second-fastest coach to record 100 Big Ten wins, doing so in 140 games. Only Bob Knight (131 games) did it faster.

JANUARY 23, 2011

Freshman Josh Gasser posts the first triple-double in school history with 10 points, 12 rebounds and 10 assists in a 78-46 win over Northwestern at Welsh-Ryan Arena. Gasser became the first Big Ten freshman to record an official triple-double. Earvin "Magic" Johnson turned the trick in 1977 before assists were an official stat.

FEBRUARY 12, 2011

Junior Jordan Taylor scores 21 of his 27 points in the second half, rallying No. 13 Wisconsin from a 15-point deficit to beat No. 1 Ohio State, 71-67, at the Kohl Center. It marks UW's second-ever win over the AP No. 1-ranked team and its first since 1962.

MARCH 19, 2011

UW earns a No. 4 seed in the NCAA tournament and travels to Tucson, Ariz., to knock off No. 13 seed Belmont, 72-58, in the first round and No. 5 seed Kansas State, 70-65, in the second round. Led by senior Jon Leuer, who averaged 20.5 points per game, the Badgers made 21-of-42 3-pointers in Tucson, advancing to the Sweet 16 in New Orleans.

MARCH 28, 2011

Junior Jordan Taylor (2nd team) and senior Jon Leuer (honorable mention) receive All-America mention, marking the first time UW had two players honored in the same season. The two also became the first UW duo to be named first-team All-Big Ten in the same season (Taylor - consensus, Leuer - coaches).

UW's Regular Season Big Ten Championships

Year	Overall	Big Ten	Head Coach
	W-L	W-L	
1906-07	11-3	6-2	Emmett Angell
1907-08	10-2	7-1	Emmett Angell
1911-12	15-0	12-0	Walter Meanwell
1912-13	14-1	11-1	Walter Meanwell
1913-14	15-0	12-0	Walter Meanwell
1915-16	20-1	11-1	Walter Meanwell
1917-18	14-3	9-3	Guy Lowman
1920-21	13-4	8-4	Walter Meanwell
1922-23	12-3	11-1	Walter Meanwell
1923-24*	11-5	8-4	Walter Meanwell
1928-29	15-2	9-3	Walter Meanwell
1934-35	15-5	9-3	Harold Foster
1940-41	20-3	11-1	Harold Foster
1946-47	16-6	9-3	Harold Foster
2001-02	19-13	11-5	Bo Ryan
2002-03	24-8	12-4	Bo Ryan
2007-08	31-5	16-2	Bo Ryan
Total	17 Regular Season Big Ten Championships		

* 1923-24 season also included one tie

UW's Big Ten Tournament Championships

Year - Location	Seed	Head Coach
2004 - Indianapolis (Conseco Fieldhouse)	#2	Bo Ryan
2008 - Indianapolis (Conseco Fieldhouse)	#1	Bo Ryan

All-Time Results

1898-99

Record: 0-3
 Coach: Dr. J.C. Elsom
 J 21 UW-Milw. Alumni.....L.....15-25
 F 18 Lawrence.....L.....18-20
 M 4 UW-Milw. Alumni.....L.....10-13

1899-1900

Record: 1-1
 Coach: Dr. J.C. Elsom
 F 17 Minnesota.....L.....15-17
 F 23 Wayland Academy.....W.....25-15

1900-01

Record: 1-1
 Coach: Dr. J.C. Elsom
 J 18 Wayland Academy.....W.....35-22
 F 23 Minnesota.....L.....15-42

1901-02

Record: 7-3
 Coach: Dr. J.C. Elsom
 D 13 Lewis Institute.....W.....32-21
 D 14 Armour Institute.....W.....20-14
 D 27 UW-Milwaukee.....W.....37-18
 J 1 Yale (N1).....L.....20-35
 J 4 UW-Milw. Alumni.....W.....48-12
 J 11 La Crosse YMCA.....W.....59-16
 J 25 Lawrence.....W.....51-20
 F 15 Sun Prairie.....W.....18-9
 F 22 Minnesota.....L.....10-30
 M 7 Ripon.....L.....21-28
 N1 — at Milwaukee

1902-03

Record: 5-2
 Coach: Dr. J.C. Elsom
 N 28 Sheboygan YMCA.....W.....45-16
 D 19 Dubuque YMCA.....W.....34-14
 F 21 Minnesota.....L.....11-33
 F 28 Co. E Fond du Lac.....L.....17-21
 M 6 Duluth YMCA.....W.....42-16
 M 7 UW-Superior.....W.....28-7
 M 13 Wausau YMCA.....W.....37-33

1903-04

Record: 11-4
 Coach: Dr. J.C. Elsom
 N 27 Sheboygan.....W.....26-24
 N 28 Milwaukee AC.....L.....18-30
 D 19 Chicago YMCA.....L.....19-62
 D 29 Milwaukee West HS.....W.....27-20
 F 5 Oshkosh YMCA.....W.....39-28
 F 6 Co. E Fond du Lac.....W.....25-21
F 20 Milwaukee AC.....W...35-13
 F 27 N'western Coll. (WI).....W.....41-31
 M 1 Grinnell.....W.....30-28

M 2 Highland Park.....W.....29-21
 M 3 Sioux City YMCA.....L.....16-44
 M 4 Nebraska Wesleyan.....W.....47-32
 M 5 Nebraska.....L.....22-25
M 11 Co. G Madison.....W...22-15
 M 18 Co. F Portage.....W.....48-17

1904-05

Record: 10-8
 Coach: Emmett Angell
 D 2 Co. G Sparta.....W.....75-10
 D 3 UW-La Crosse.....W.....54-16
 D 27 Sheboygan.....W.....45-28
 D 28 Co. G Appleton.....W.....26-12
 D 29 Co. F Oconto.....W.....55-17
 D 30 Two Rivers AC.....L.....30-31
J 7 Beloit.....W...80-10
 J 12 Ohio State.....L.....22-25
 J 13 Rochester.....W.....26-17
 J 14 Wash. Continentals.....L.....22-26
 J 16 Co. E New York.....L.....27-34
 J 17 Columbia.....L.....15-21
 J 18 Institute AC.....L.....20-34
 J 19 Sharon AC.....W.....41-31
 J 20 Buckland Guards.....L.....31-34
 J 21 Oberlin.....L.....31-41
 M 3 Co. F Portage.....W.....52-28
 M 17 Chicago.....W.....29-24

1905-06

Record: 12-2; Big Ten 6-2 (2nd)
 Coach: Emmett Angell
 D 14 Manitowoc.....W.....35-25
 D 15 Menasha.....W.....30-22
 D 16 UW-Oshkosh.....W.....30-21
J 13 Lawrence.....W...25-20
 J 19 Armour Institute.....W.....37-15
 J 20 Purdue.....W.....34-14
F 3 Purdue.....W...31-15
F 23 Minnesota.....W...31-24
 M 2 Chicago.....L.....18-35
 M 3 Illinois.....W.....36-32
M 9 Chicago.....W...22-19
M 10 Illinois #.....W...1-0
M 16 Co. C Hudson.....W...31-20
 M 17 Minnesota.....L.....10-16
 # — forfeit

1906-07

BIG TEN CO-CHAMPIONS
 Record: 11-3; Big Ten 6-2 (T1st)
 Coach: Emmett Angell
D 8 Milton.....W...38-14
D 14 Ripon.....W...41-20
J 4 Columbia.....L...9-30
 J 11 UW-Stout.....W.....29-19
 J 12 Minnesota.....L.....11-18
 J 18 Beloit.....W.....38-11
 J 19 Illinois.....W.....22-16
 J 25 Purdue.....W.....33-27
 J 26 Chicago.....L.....14-24
F 1 Illinois.....W...47-14
F 21 Nebraska.....W...35-31

M 6 Chicago.....W...22-11
M 9 Minnesota.....W...31-20
M 15 Purdue.....W...37-10

1907-08

BIG TEN CO-CHAMPIONS
 Record: 10-2; Big Ten 7-1 (T1st)
 Coach: Emmett Angell
D 14 Beloit.....W...38-13
D 20 Wisconsin Alumni...W...42-22
 J 17 Purdue.....W.....28-24
 J 18 Illinois.....W.....28-20
J 23 Purdue.....W...34-13
J 25 Chicago.....W...37-16
J 31 Minnesota.....W...29-17
 F 28 Chicago.....L.....19-24
M 3 Nebraska.....W...34-4
 M 7 Minnesota.....W.....34-14
M 9 Illinois.....W...27-14
M 12 Chicago #.....L...16-18
 # — Big Ten title playoff game, Madison

1908-09

Record: 8-4; Big Ten 5-4 (3rd)
 Coach: Haskell Noyes
D 19 Lawrence.....W...53-13
J 8 Ripon.....W...36-12
J 13 Beloit.....W...52-4
 J 15 Purdue.....L.....20-23
 J 16 Illinois.....L.....16-28
J 23 Illinois.....W...20-10
 J 30 Minnesota.....W.....14-13
F 6 Chicago.....L...15-18
F 27 Purdue.....W...30-6
M 1 Iowa.....W...30-9
 M 6 Chicago.....L.....4-18
M 9 Minnesota.....W...37-13

1909-10

Record: 9-5; Big Ten 7-5 (3rd)
 Coach: Haskell Noyes
D 15 Beloit.....W...24-9
D 17 Ripon.....W...32-5
J 8 Northwestern.....W...55-9
 J 21 Illinois.....L.....14-34
 J 22 Purdue.....L.....17-29
J 25 Illinois.....W...28-16
 J 28 Chicago.....L.....14-16
 J 29 Indiana.....L.....11-13
F 5 Minnesota.....W...24-14
 F 25 Minnesota.....L.....9-16
 F 26 Northwestern.....W.....39-11
M 5 Chicago.....W...11-10
M 7 Indiana.....W...33-8
M 12 Purdue.....W...38-14

Note: Home Games are listed in BOLD

1910-11

Record: 9-6; Big Ten 6-6 (5th)
 Coach: Haskell Noyes
D 10 Beloit..... W ... **32-9**
D 17 Ripon W ... **43-8**
J 7 Lawrence W ... **39-9**
 J 13 Purdue..... L16-34
 J 14 Northwestern.....W29-9
J 21 Illinois..... W ...**20-17**
J 28 Chicago W ...**46-22**
F 3 Indiana..... W ... **51-9**
 F 4 Minnesota..... L16-17
F 24 Purdue W ...**45-17**
M 1 Minnesota L**13-21**
 M 4 Chicago..... L22-24
M 8 Northwestern..... W ...**23-11**
 M 10 Indiana..... L18-21
 M 11 Illinois..... L18-21

1911-12

**HELMS FOUND. NATIONAL CHAMPIONS
 BIG TEN CO-CHAMPIONS**
 Record: 15-0; Big Ten 12-0 (T1st)
 Coach: Walter Meanwell
D 9 Beloit..... W ...**31-18**
D 16 Ripon W ...**54-13**
 D 20 Beloit.....W20-12
 J 5 Iowa.....W38-12
 J 6 Northwestern.....W32-19
J 13 Illinois..... W ...**27-10**
J 20 Minnesota W ...**22-12**
 J 27 Chicago.....W18-15
F 12 Iowa..... W ... **30-5**
F 17 Indiana..... W ...**51-10**
F 24 Northwestern..... W ...**46-11**
M 2 Chicago W ...**34-24**
 M 9 Minnesota (OT).....W29-26
 M 15 Illinois.....W23-15
 M 16 Indiana.....W32-21

1912-13

BIG TEN CHAMPIONS
 Record: 14-1; Big Ten 11-1 (1st)
 Coach: Walter Meanwell
D 7 Ripon W ...**40-13**
D 12 Beloit..... W ...**33-10**
D 18 Lake Forest..... W ...**44-15**
 J 11 Illinois.....W16-15
 J 13 Purdue.....W25-15
 J 18 Minnesota.....W19-11
J 21 Ohio State W ...**22-11**
J 25 Chicago W ...**31-18**
 F 13 Indiana.....W30-19
 F 15 Ohio State.....W27-22
F 21 Illinois..... W ...**18-13**
F 25 Minnesota W ...**29-11**
F 27 Indiana..... W ...**48-10**
M 1 Purdue W ...**22-19**
 M 7 Chicago..... L10-23

1913-14

**HELMS FOUNDATION NATIONAL CHAMPIONS
 BIG TEN CHAMPIONS**
 Record: 15-0; Big Ten 12-0 (1st)
 Coach: Walter Meanwell
D 13 Knox..... W ...**48-15**
D 18 Beloit..... W ...**45-15**
J 6 Parsons W ... **50-0**
 J 10 Illinois.....W26-25
 J 12 Indiana.....W57-15
J 17 Minnesota W ... **28-7**
 J 24 Chicago.....W16-14
F 10 Northwestern..... W ... **38-9**
F 13 Purdue (OT)..... W ...**25-20**
 F 17 Northwestern.....W33-26
F 20 Illinois..... W ...**29-16**
F 24 Indiana..... W ...**46-24**
 F 28 Minnesota.....W27-9
M 6 Chicago W ...**25-18**
 M 10 Purdue.....W27-13

1914-15

Record: 13-4; Big Ten 8-4 (3rd)
 Coach: Walter Meanwell
D 11 Beloit..... W ...**28-16**
D 14 Arkansas State W ... **45-7**
D 18 Lawrence W ...**29-21**
J 2 UW-Milwaukee..... W ...**21-10**
J 5 Grinnell W ...**41-19**
 J 9 Indiana.....W39-18
 J 11 Purdue (OT).....W28-24
 J 16 Minnesota.....W23-20
J 18 Indiana..... W ...**47-15**
J 23 Chicago L**19-24**
 F 8 Illinois..... L19-39
F 13 Illinois..... L**17-19**
 F 16 Ohio State.....W26-17
F 19 Purdue W ...**26-21**
F 27 Minnesota W ... **31-7**
M 6 Ohio State W ...**23-12**
 M 12 Chicago..... L18-30

1915-16

**HELMS FOUND. NATIONAL CHAMPIONS
 BIG TEN CHAMPIONS**
 Record: 20-1; Big Ten 11-1 (1st)
 Coach: Walter Meanwell
D 10 Beloit..... W ...**38-11**
D 15 Lawrence W ...**46-16**
 D 30 Ripon.....W27-15
 D 30 Ripon Reserves.....W41-7
 D 31 UW-Milwaukee.....W51-12
 J 1 UW-Milwaukee Alumni.....W24-18
 J 1 UW-Milwaukee.....W39-8
J 3 Wabash W ...**24-14**
 J 8 Purdue.....W33-17
 J 10 Iowa (OT).....W36-31
J 15 Minnesota W ...**31-11**
J 18 Northwestern..... W ...**22-18**
 J 22 Illinois..... L20-27
 J 29 Chicago.....W29-18
F 14 Neb. Wesleyan..... W ...**25-20**
F 19 Illinois..... W ...**34-14**
F 25 Purdue W ...**35-22**
F 28 Iowa W ...**39-17**
 M 4 Minnesota.....W32-14
M 8 Chicago W ...**24-12**
 M 11 Northwestern.....W24-21

1916-17

Record: 15-3; Big Ten 9-3 (4th)
 Coach: Walter Meanwell
D 9 Beloit..... W ...**58-11**
D 13 Ripon W ...**30-17**
D 16 North Central (IL)..... W ...**50-21**
D 20 Lawrence W ...**41-14**
 D 21 UW-Milwaukee M Club.....W35-23
 J 3 Ripon.....W24-20
 J 6 Ohio State.....W30-22
 J 8 Northwestern (OT).....W29-21
 J 13 Minnesota..... L25-33
J 20 Illinois..... W ...**25-14**
J 26 Chicago L**13-21**
F 12 Northwestern..... W ...**23-21**
F 17 Ohio State W ...**40-15**
 F 24 Illinois..... L17-20
 M 3 Chicago.....W25-16
M 6 Indiana W ...**29-14**
M 10 Minnesota W ...**16-13**
 M 15 Indiana.....W18-16

1917-18

BIG TEN CHAMPIONS
 Record: 14-3; Big Ten 9-3 (1st)
 Coach: Guy Lowman
D 8 Beloit..... W ...**26-21**
D 13 Ripon W ...**33-13**
D 15 North Central (IL)..... W ...**18-13**
D 19 Marquette W ...**15-14**
 J 2 Ripon.....W35-16
 J 5 Northwestern..... L17-33
 J 8 Iowa.....W36-22
 J 19 Illinois.....W22-21
J 21 Iowa W ...**34-19**
J 26 Purdue W ...**21-16**
 F 16 Chicago..... L21-23
F 23 Illinois..... W ...**23-15**
 M 2 Minnesota.....W18-17
M 7 Northwestern..... W ...**26-18**
M 9 Chicago W ...**16-13**
 M 13 Purdue.....W24-18
M 16 Minnesota L**11-19**

1918-19

Record: 5-11; Big Ten 3-9 (10th)
 Coach: Guy Lowman
 D 27 Camp Grant (OT).....W16-15
 D 28 Great Lakes..... L14-43
 D 30 UW-Milwaukee.....W39-18
J 4 Great Lakes L**12-14**
J 11 Northwestern..... L**15-20**
 J 18 Minnesota..... L11-38
J 25 Illinois..... L**15-25**
F 1 Chicago L**19-24**
F 10 Iowa W ...**29-18**
 F 15 Illinois..... L14-16
 F 22 Northwestern..... L23-32
 F 24 Indiana.....W29-16
M 1 Minnesota L**12-23**
 M 8 Chicago.....W25-15
 M 10 Iowa..... L27-29
M 15 Indiana L**12-22**

Note: Home Games are listed in BOLD

1919-20

Record: 15-5; Big Ten 7-5 (5th)

Coach: Guy Lowman

D 5 UW-River Falls W ...**36-17**
D 13 Ripon (OT) W ...**19-16**
D 16 Beloit W ...**33-11**
 D 19 Ripon W20-13
 D 20 UW-Oshkosh W17-7
 J 1 UW-Milwaukee W36-10
 J 3 Great Lakes W27-19
 J 5 Iowa W35-18
J 10 Great Lakes W ...**33-15**
 J 17 Chicago L19-36
J 19 Iowa L**20-21**
 J 24 Illinois L20-43
J 31 Minnesota W ...**28-12**
F 14 Michigan W ...**40-13**
F 21 Illinois W ...**33-29**
F 24 Ohio State W ...**31-27**
 F 28 Minnesota L26-32
 M 6 Michigan L19-23
 M 8 Ohio State W34-22
M 12 Chicago W ...**26-17**

1920-21

BIG TEN CO-CHAMPIONS

Record: 13-4; Big Ten 8-4 (T1st)

Coach: Walter Meanwell

D 10 Knox W ...**29-16**
D 12 UW-River Falls W ...**28-8**
 D 17 UW-La Crosse W24-14
 D 18 Marquette W23-18
D 29 South Dakota W ...**25-10**
 J 3 Northwestern L12-13
 J 8 Michigan W27-24
 J 15 Chicago L27-39
J 22 Illinois W ...**23-18**
J 24 Michigan W ...**25-17**
 J 29 Minnesota L21-22
F 12 Northwestern W ...**22-10**
 F 19 Illinois L 9-17
 F 21 Ohio State W42-25
F 26 Chicago W ...**25-19**
M 5 Minnesota W ...**18-12**
M 8 Ohio State W ...**34-24**

1921-22

Record: 14-5; Big Ten 8-4 (T2nd)

Coach: Walter Meanwell

D 10 Michigan State W ...**27-13**
D 16 Butler L**20-26**
D 17 Ripon W ...**27-17**
D 20 Knox W ...**15-9**
 D 22 UW-Milw. M Club W23-19
 D 23 UW-La Crosse W24-21
J 3 Nebraska W ...**27-14**
 J 7 Iowa W18-15
 J 9 Northwestern W21-9
J 14 Michigan (OT) W ...**18-16**
J 21 Minnesota L**15-17**
F 10 Illinois W ...**25-23**
F 13 Iowa L**18-24**
 F 18 Michigan L17-18
F 22 Northwestern W ...**23-11**
 F 27 Illinois L35-37
 M 4 Minnesota W34-20
M 8 Chicago W ...**24-17**
 M 11 Chicago W31-24

Note: Home Games are listed in BOLD

1922-23

BIG TEN CO-CHAMPIONS

Record: 12-3; Big Ten 11-1 (T1st)

Coach: Walter Meanwell

D 15 Butler L**13-20**
D 19 Lombard W ...**37-9**
J 3 Marquette L**8-9**
 J 6 Northwestern W21-10
 J 8 Indiana W17-10
J 13 Chicago W ...**24-11**
 J 20 Minnesota W24-12
 F 6 Purdue L13-17
 F 14 Michigan W18-15
F 19 Michigan W ...**16-11**
F 24 Purdue W ...**20-19**
M 3 Minnesota W ...**36-10**
M 5 Northwestern W ...**29-17**
 M 10 Chicago W33-11
M 12 Indiana W ...**35-17**

1923-24

BIG TEN CO-CHAMPIONS

Record: 11-5-1; Big Ten 8-4 (T1st)

Coach: Walter Meanwell

D 8 Milliken W ...**53-13**
D 14 DePauw (30T) T ...**25-25**
 D 19 Marquette W27-7
J 2 Franklin College L**18-21**
 J 5 Indiana W23-21
 J 12 Northwestern W25-10
J 14 Indiana W ...**28-27**
 J 26 Chicago L18-35
F 12 Butler W ...**25-23**
F 16 Illinois W ...**13-12**
 F 23 Ohio State L13-27
 F 25 Illinois L20-31
M 1 Northwestern W ...**23-14**
M 3 Ohio State W ...**30-20**
 M 8 Iowa L19-22
M 11 Iowa W ...**36-26**
M 15 Chicago W ...**30-14**

1924-25

Record: 6-11; Big Ten 3-9 (9th)

Coach: Walter Meanwell

D 12 Wabash W ...**21-20**
D 19 Butler L**16-22**
D 22 Grinnell W ...**29-15**
J 6 DePauw W ...**27-22**
 J 10 Minnesota L14-16
J 13 Ohio State L**20-27**
 J 19 Michigan L12-14
J 24 Minnesota L**14-25**
F 11 Franklin College L**11-26**
F 16 Iowa W ...**16-15**
 F 21 Illinois L25-35
F 23 Purdue L**22-30**
F 28 Michigan L**16-27**
 M 3 Iowa W25-23
M 9 Illinois W ...**24-9**
 M 12 Purdue L26-32
 M 14 Ohio State L23-37

1925-26

Record: 8-9; Big Ten 4-8 (T8th)

Coach: Walter Meanwell

D 7 North Dakota St. L**11-16**
D 12 South Dakota St. W**48-9**
 D 18 Marquette W42-26
J 2 DePauw W ...**32-31**
J 5 Minnesota W ...**36-24**
J 11 Indiana W ...**33-31**
J 16 Chicago L**15-17**
J 23 Northwestern W ...**35-27**
F 5 Butler W ...**31-24**
 F 13 Chicago W26-23
 F 16 Northwestern L26-36
F 20 Purdue L**21-29**
 F 22 Michigan L13-22
 F 26 Purdue L31-32
M 1 Michigan (OT) L**23-24**
 M 5 Minnesota L19-31
 M 9 Indiana L20-35

1926-27

Record: 10-7; Big Ten 7-5 (T4th)

Coach: Walter Meanwell

D 17 Franklin College L**24-27**
 D 22 Marquette W29-26
D 30 DePauw W ...**24-20**
 J 3 Syracuse (N1) W31-24
J 8 Indiana L**23-28**
J 10 Ohio State W ...**25-16**
 J 15 Northwestern W28-18
 J 17 Chicago (OT) W33-30
J 22 Northwestern W ...**25-24**
F 8 Notre Dame L**14-19**
F 12 Chicago W ...**31-20**
 F 19 Ohio State L16-20
F 22 Iowa W ...**24-21**
 F 26 Indiana L13-21
 F 28 Illinois L28-32
M 5 Illinois W ...**39-13**
 M 11 Iowa L17-26
 N1 — at Cleveland, Ohio

1927-28

Record: 13-4; Big Ten 9-3 (T3rd)

Coach: Walter Meanwell

D 10 Coe W**18-6**
D 16 Butler W ...**25-18**
D 19 DePauw W ...**32-17**
J 2 Oregon State W ...**36-21**
 J 7 Ohio State W30-13
J 9 Michigan W ...**26-22**
 J 14 Minnesota W35-26
J 16 Illinois L**33-34**
F 7 Notre Dame L**14-21**
F 11 Minnesota W ...**38-18**
F 18 Ohio State W ...**21-18**
 F 20 Iowa W31-21
F 23 Purdue W ...**28-22**
 F 25 Purdue L15-31
M 3 Iowa W ...**20-17**
 M 5 Michigan L19-42
 M 9 Illinois W32-22

1928-29

BIG TEN CO-CHAMPIONS

Record: 15-2; Big Ten 10-2 (T1st)

Coach: Walter Meanwell

D 10 Franklin College.....	W ...37-19
D 15 Pittsburgh (N1).....	W ...34-24
D 29 Lombard.....	W ...29-12
J 1 Carleton.....	W ...32-24
J 5 Minnesota.....	W ...29-21
J 7 Michigan.....	L ...23-31
J 12 Chicago.....	W ...33-21
J 14 Indiana.....	W ...24-20
J 19 Minnesota.....	W ...39-17
J 21 Purdue.....	W ...31-26
F 12 Bradley.....	W ...48-22
F 16 Indiana.....	W ...27-25
F 18 Northwestern.....	W ...37-23
F 23 Northwestern.....	W ...31-25
F 25 Purdue.....	W ...27-24
M 4 Michigan.....	L ...22-37
M 9 Chicago.....	W ...19-15

N1 — at Milwaukee

1929-30

Record: 15-2; Big Ten 8-2 (2nd)

Coach: Walter Meanwell

D 14 Monmouth.....	W ...28-10
D 19 Carleton.....	W ...27-18
D 28 Lombard.....	W ...22-11
D 31 Iowa State.....	W ...34-17
J 4 Northwestern.....	L ...14-23
J 11 Ohio State.....	W ...32-25
J 18 Illinois.....	W ...14-9
J 20 Chicago.....	W ...33-23
J 23 Indiana (OT).....	W ...23-21
F 8 Carroll.....	W ...22-13
F 11 Marquette.....	W ...29-15
F 13 Marquette.....	W ...29-22
F 15 Northwestern.....	W ...29-22
F 22 Chicago.....	L ...21-23
F 24 Illinois.....	W ...23-17
M 3 Ohio State.....	W ...32-23
M 8 Indiana.....	W ...34-23

1930-31

Record: 8-9; Big Ten 4-8 (T7th)

Coach: Walter Meanwell

D 13 Carroll.....	W ...17-14
D 18 Pennsylvania.....	W ...25-12
D 22 Missouri.....	W ...37-9
D 30 Marquette.....	L ...14-16
J 5 Illinois.....	W ...12-9
J 10 Ohio State.....	L ...19-29
J 12 Michigan.....	L ...17-23
J 17 Iowa.....	W ...24-13
J 19 Minnesota.....	L ...26-28
J 24 Illinois.....	W ...30-20
F 9 Washington U.....	W ...39-9
F 14 Minnesota.....	L ...15-42
F 16 Iowa.....	L ...17-19
F 21 Purdue.....	L ...27-46
F 23 Ohio State.....	W ...28-24
F 28 Michigan.....	L ...15-26
M 2 Purdue.....	L ...17-24

1931-32

Record: 8-10; Big Ten 3-9 (T8th)

Coach: Walter Meanwell

D 11 Brigham Young.....	W ...30-16
D 15 Pittsburgh.....	W ...30-29
D 21 Marquette.....	L ...23-26
D 30 Maryland (OT).....	W ...32-30
J 4 at Northwestern (OT).....	L ...30-31
J 9 Michigan.....	L ...18-24
J 11 Purdue.....	L ...22-38
J 16 Chicago.....	W ...24-18
J 18 Northwestern.....	L ...24-28
F 8 Marquette.....	W ...18-16
F 10 Butler.....	W ...28-17
F 15 Indiana.....	L ...21-33
F 20 Minnesota.....	L ...17-43
F 22 Chicago.....	W ...34-23
F 27 Purdue.....	L ...21-28
F 29 Michigan.....	L ...13-33
M 5 Indiana.....	W ...35-26
M 7 Minnesota.....	L ...21-23

1932-33

Record: 7-13; Big Ten 4-8 (8th)

Coach: Walter Meanwell

D 10 Carleton.....	L ...29-34
D 17 Marquette.....	L ...16-18
D 22 Maryland.....	W ...22-13
D 30 Michigan State.....	W ...26-16
J 3 Marquette.....	L ...16-22
J 7 Chicago.....	W ...26-17
J 9 Iowa.....	W ...21-19
J 14 Indiana (OT).....	W ...38-37
J 16 Northwestern.....	L ...22-40
F 3 Loyola (IL).....	W ...28-26
F 6 Ohio State.....	L ...30-31
F 11 Illinois.....	L ...25-38
F 13 Iowa.....	L ...25-31
F 18 Indiana (OT).....	L ...28-29
F 20 Illinois.....	L ...15-29
F 25 Northwestern.....	L ...28-30
F 27 UW-Stevens Point.....	L ...24-28
M 4 Ohio State.....	L ...20-37
M 6 Chicago.....	W ...28-16
M 7 Loyola (IL).....	L ...24-39

1933-34

Record: 14-6; Big Ten 8-4, (T2nd)

Coach: Walter Meanwell

D 4 Ripon.....	W ...47-18
D 8 Carleton.....	W ...38-18
D 11 Carroll.....	W ...44-17
D 16 Marquette.....	W ...32-30
D 20 UW-Stevens Point.....	W ...35-10
D 30 Butler.....	W ...37-27
J 2 Marquette.....	L ...26-28
J 6 Illinois.....	L ...17-20
J 8 Iowa.....	L ...26-32
J 13 Michigan.....	W ...34-23
J 15 Purdue.....	L ...26-27
F 5 Michigan State.....	L ...22-23
F 10 Minnesota.....	W ...31-30
F 12 Ohio State.....	W ...42-23
F 17 Illinois.....	W ...28-22
F 19 Michigan.....	W ...32-26
F 24 Ohio State.....	W ...44-38
F 26 Purdue.....	L ...25-37
M 3 Iowa.....	W ...35-32
M 5 Minnesota.....	W ...34-23

1934-35

BIG TEN CO-CHAMPIONS

Record: 15-5; Big Ten 9-3 (T1st)

Coach: Harold Foster

N 30 Franklin College.....	W ...34-11
D 7 Carleton.....	W ...27-26
D 10 Wabash.....	W ...33-20
D 15 Marquette.....	W ...29-20
D 22 Marquette.....	L ...25-33
D 29 Pittsburgh.....	L ...27-31
D 31 Michigan St. (OT)....	W ...23-21
J 5 Purdue.....	L ...18-19
J 7 Northwestern.....	W ...16-9
J 12 Indiana.....	W ...30-23
J 14 Michigan.....	W ...34-20
J 19 Northwestern.....	L ...31-36
J 21 Minnesota.....	W ...38-31
F 9 DePauw.....	W ...28-27
F 11 Chicago.....	W ...26-24
F 16 Indiana (OT).....	W ...37-27
F 18 Minnesota.....	W ...28-27
F 23 Michigan.....	W ...33-19
M 2 Chicago.....	W ...48-25
M 4 Purdue.....	L ...24-43

1935-36

Record: 11-9; Big Ten 4-8 (8th)

Coach: Harold Foster

D 2 DePauw.....	W ...18-16
D 6 Michigan State.....	W ...26-21
D 9 Hamline.....	W ...29-20
D 14 Marquette.....	W ...35-22
D 21 Marquette.....	W ...46-21
D 23 DePaul.....	L ...22-27
J 1 Washburn.....	W ...36-27
J 4 Ohio State.....	L ...23-44
J 6 Chicago (OT).....	W ...38-36
J 11 Illinois.....	L ...27-29
J 13 Iowa.....	W ...27-21
J 20 Indiana.....	L ...24-26
F 8 Butler.....	W ...28-24
F 10 Ohio State.....	W ...34-25
F 15 Illinois.....	L ...20-36
F 17 Iowa.....	L ...25-32
F 22 Indiana.....	L ...21-54
F 24 Northwestern.....	L ...28-33
F 29 Chicago.....	W ...40-32
M 2 Northwestern.....	L ...26-49

1936-37

Record: 8-12; Big Ten 3-9 (T8th)

Coach: Harold Foster

D 4 Ball State.....	W ...38-33
D 7 North Dakota.....	W ...42-25
D 12 Marquette.....	W ...29-21
D 19 Marquette.....	W ...35-29
D 21 Pittsburgh.....	L ...30-41
D 23 Butler.....	L ...23-43
D 30 DePaul.....	L ...17-33
J 4 Purdue.....	L ...30-43
J 9 Illinois.....	L ...28-31
J 11 Ohio State.....	L ...22-28
J 16 Michigan.....	L ...31-43
J 18 Iowa.....	W ...29-23
F 6 Michigan State.....	W ...22-17
F 8 Ohio State (OT).....	W ...35-33
F 13 Minnesota.....	L ...32-37
F 20 Iowa.....	L ...35-43
F 22 Illinois.....	L ...31-48

Note: Home Games are listed in BOLD

F 27	Minnesota.....	L.....	17-30
M 1	Purdue	W ...	46-43
M 6	Michigan.....	L.....	27-41

1937-38

Record: 10-10; Big Ten 5-7 (7th)
Coach: Harold Foster

D 4	Marquette	L.....	21-32
D 6	North Dakota.....	W ...	41-22
D 11	Pittsburgh	W ...	44-36
D 13	Notre Dame.....	L.....	31-33
D 18	Marquette.....	L.....	32-38
D 31	Missouri	W ...	40-29
J 3	Northwestern.....	L.....	38-47
J 8	Minnesota	W ...	35-28
J 10	Chicago	W ...	50-27
J 15	Purdue.....	L.....	34-40
J 17	Michigan.....	W ...	39-30
F 5	Michigan State	W ...	30-27
F 7	Indiana.....	L.....	44-47
F 12	Northwestern.....	L.....	23-27
F 14	Chicago.....	W.....	46-32
F 19	Purdue	L.....	39-46
F 21	Michigan.....	L.....	29-58
F 23	Pennsylvania.....	W.....	52-44
F 28	Indiana.....	W ...	34-32
M 5	Minnesota.....	L.....	28-35

1938-39

Record: 10-10; Big Ten 4-8 (7th)
Coach: Harold Foster

D 2	Beloit.....	W ...	41-26
D 5	Marquette	W ...	27-26
D 10	Notre Dame.....	W ...	45-39
D 17	Marquette.....	L.....	27-46
D 19	Butler.....	L.....	21-24
D 20	Xavier (OH).....	W.....	27-26
J 2	Detroit.....	W ...	34-27
J 7	Iowa	W ...	28-24
J 9	Chicago	L.....	18-28
J 14	Indiana.....	L.....	19-43
J 16	Michigan.....	W.....	42-39
J 21	Illinois.....	L.....	34-37
F 4	Michigan State	W ...	39-37
F 6	Purdue.....	L.....	31-39
F 13	Northwestern.....	L.....	27-37
F 18	Purdue (OT).....	W ...	32-30
F 20	Minnesota.....	L.....	32-34
F 25	Ohio State	L.....	38-46
F 27	Minnesota	W ...	35-25
M 4	Chicago.....	L.....	33-39

1939-40

Record: 5-15; Big Ten 3-9 (9th)
Coach: Harold Foster

D 4	Carleton.....	W ...	37-19
D 9	Marquette	W ...	46-39
D 12	Notre Dame.....	L.....	33-51
D 16	Marquette.....	L.....	28-41
D 30	Nebraska (N1).....	L.....	43-53
J 2	Stanford.....	L.....	26-39
J 6	Chicago.....	W.....	20-18
J 8	Michigan.....	L.....	39-44
J 13	Purdue.....	L.....	36-49
J 15	Indiana.....	L.....	34-40
F 3	Michigan State.....	L.....	41-48
F 5	Butler.....	L.....	46-50
F 10	Iowa.....	L.....	35-37

Note: Home Games are listed in BOLD

F 12	Minnesota	W ...	36-34
F 17	Ohio State.....	L.....	35-41
F 19	Illinois.....	L.....	35-37
F 24	Purdue (OT).....	L.....	45-48
F 26	Minnesota.....	L.....	39-44
M 2	Northwestern.....	L.....	44-47
M 4	Chicago	W ...	46-31
N1	— at Milwaukee		

1940-41

NCAA CHAMPIONS
BIG TEN CHAMPIONS
Record: 20-3; Big Ten 11-1 (1st)
Coach: Harold Foster

D 2	Ripon (N1)	W ...	39-20
D 7	Marquette	W ...	38-32
D 14	Notre Dame.....	W ...	44-43
D 18	Pittsburgh	L.....	34-36
D 21	Marquette.....	L.....	30-40
D 31	Princeton (N2).....	W.....	52-40
J 4	Nebraska.....	W.....	46-31
J 6	Minnesota.....	L.....	27-44
J 11	Iowa	W ...	49-35
J 13	Purdue (OT).....	W ...	48-42
J 18	Michigan.....	W.....	40-30
J 20	Chicago.....	W.....	44-37
J 25	Ohio State	W ...	46-31
F 8	Butler.....	W ...	59-55
F 10	Northwestern (OT).....	W.....	48-46
F 15	Illinois.....	W ...	46-30
F 17	Purdue.....	W.....	43-42
F 22	Chicago	W ...	65-25
F 24	Indiana.....	W.....	38-30
M 1	Minnesota	W ...	42-32
NCAA Tournament (Eastern Regional, Madison, Wis.)			
M 21	Dartmouth.....	W.....	51-50
M 22	Pittsburgh.....	W.....	36-30
NCAA Championship (Kansas City, Mo.)			
M 29	Washington State.....	W.....	39-34
N1	— at Wisconsin Rapids		
N2	— at Milwaukee		

1941-42

Record: 14-7; Big Ten 10-5, (T2nd)
Coach: Harold Foster

D 1	Carroll.....	W ...	56-35
D 6	Marquette	W ...	35-34
D 13	Notre Dame.....	W ...	43-35
D 20	Marquette.....	W.....	36-25
D 31	Dartmouth (N1).....	L.....	49-57
J 3	Illinois.....	L.....	40-55
J 5	Indiana.....	L.....	34-38
J 10	Iowa.....	L.....	45-49
J 12	Chicago	W ...	56-24
J 17	Northwestern (N2).....	W.....	49-46
J 19	Michigan.....	W ...	58-36
J 24	Indiana.....	W ...	42-36
F 7	Great Lakes	L.....	42-47
F 9	Chicago.....	W.....	54-20
F 14	Ohio State	W ...	49-39
F 16	Purdue.....	L.....	34-40
F 21	Northwestern.....	W ...	59-47
F 23	Illinois.....	L.....	43-45
F 28	Ohio State.....	W.....	44-39
M 2	Minnesota.....	W.....	49-47
M 7	Iowa	W ...	62-45
N1	— at Milwaukee		
N2	— at Chicago Stadium		

1942-43

Record: 12-9; Big Ten 6-6 (T4th)
Coach: Harold Foster

D 5	Marquette	W ...	45-36
D 12	Camp Grant.....	W ...	38-36
D 14	Notre Dame (OT).....	L.....	59-61
D 19	Marquette.....	W.....	50-38
D 21	Oklahoma.....	W ...	48-37
D 31	Harvard (N1).....	W.....	58-41
J 4	Hamline	W ...	41-37
J 9	Northwestern (N2).....	W.....	67-65
J 11	Illinois.....	L.....	40-52
J 15	Michigan.....	L.....	34-38
J 16	Michigan.....	W.....	55-34
J 26	Great Lakes.....	L.....	43-61
J 30	Minnesota	W ...	54-33
F 6	Great Lakes	L.....	48-55
F 8	Chicago	W ...	74-30
F 13	Indiana.....	L.....	44-51
F 15	Indiana.....	W ...	57-53
F 20	Illinois.....	L.....	26-50
F 22	Northwestern	L.....	54-56
F 27	Purdue.....	W.....	53-45
M 1	Minnesota.....	L.....	34-48
N1	— at Milwaukee		
N2	— at Chicago Stadium		

1943-44

Record: 12-9; Big Ten 9-3 (T2nd)
Coach: Harold Foster

N 29	DePauw Pre-Flight ..	W ...	28-25
D 4	Marquette	L.....	43-51
D 11	Notre Dame.....	L.....	31-41
D 13	Camp Grant.....	L.....	40-51
D 18	Marquette.....	W.....	40-37
D 31	Notre Dame (N1).....	W.....	47-45
J 3	Illinois (OT).....	L.....	43-45
J 7	Illinois.....	W.....	43-38
J 8	Northwestern (N2).....	L.....	38-60
J 14	Michigan.....	W ...	50-41
J 15	Michigan.....	W ...	42-31
J 29	Minnesota.....	W.....	49-30
F 4	N'western (20T).....	W ...	50-47
F 7	Great Lakes	L.....	40-63
F 11	Indiana.....	W.....	62-43
F 12	Indiana.....	W.....	52-31
F 19	Purdue (OT).....	L.....	50-52
F 25	Minnesota	W ...	50-33
M 3	DePaul (N2).....	L.....	35-48
M 4	Chicago.....	W.....	74-46
M 5	Great Lakes.....	L.....	47-63
N1	— at Milwaukee		
N2	— at Chicago Stadium		

1944-45

Record: 10-11; Big Ten 4-8 (T6th)
Coach: Harold Foster

D 2	Lawrence	W ...	48-22
D 9	Marquette	W ...	45-40
D 16	Notre Dame.....	L.....	46-57
D 20	Iowa Pre-Flight	W ...	51-43
D 23	Marquette.....	W.....	46-39
D 30	Missouri (N1).....	W.....	52-37
J 6	Northwestern.....	L.....	37-52
J 8	Truax Field.....	W.....	53-42
J 13	Minnesota	W ...	46-37
J 22	Great Lakes	L.....	51-66
J 27	Northwestern (N2).....	W.....	44-43
J 29	Purdue.....	L.....	34-45

F 2	Michigan.....	L.....	39-50
F 3	Ohio State.....	L.....	36-40
F 4	Great Lakes.....	L.....	49-59
F 9	Ohio State.....	L.....	34-63
F 10	Michigan.....	W.....	55-44
F 17	Purdue.....	W.....	64-48
F 19	Iowa.....	L.....	53-54
F 24	Iowa.....	L.....	38-68
M 3	Minnesota.....	L.....	50-54
N1 — at Milwaukee			
N2 — at Chicago Stadium			

1945-46

Record: 4-17; Big Ten 1-11 (9th)
Coach: Harold Foster

D 1	Carroll.....	W.....	67-25
D 3	Ripon.....	W.....	59-24
D 8	Marquette.....	W.....	42-32
D 15	Notre Dame.....	L.....	51-65
D 17	Great Lakes.....	L.....	47-54
D 22	Marquette.....	L.....	41-62
D 23	Great Lakes.....	L.....	39-53
J 1	Illinois.....	L.....	31-56
J 5	Minnesota.....	L.....	45-59
J 7	Iowa.....	L.....	50-57
J 12	Purdue.....	L.....	49-53
J 26	Northwestern (N1).....	L.....	34-56
J 28	Purdue.....	L.....	46-59
F 2	Michigan.....	W.....	58-57
F 9	Northwestern.....	L.....	58-63
F 11	Michigan.....	L.....	56-66
F 16	Iowa.....	L.....	39-44
F 18	Illinois.....	L.....	53-72
F 23	Michigan State.....	L.....	48-59
M 1	Michigan State.....	L.....	52-56
M 4	Minnesota.....	L.....	57-58
N1 — at Chicago Stadium			

1946-47

BIG TEN CHAMPIONS
Record: 16-6; Big Ten 9-3 (1st)
Coach: Harold Foster

D 2	Lawrence.....	W.....	61-43
D 7	Marquette.....	W.....	65-51
D 9	Butler.....	W.....	60-52
D 14	Notre Dame (OT).....	W.....	53-49
D 18	Oklahoma.....	L.....	40-56
D 21	Marquette.....	L.....	47-55
D 23	So. California.....	W.....	61-56
J 1	Illinois.....	W.....	53-47
J 4	Iowa.....	W.....	63-62
J 11	Indiana.....	W.....	70-49
J 20	Michigan State.....	W.....	58-48
J 25	Illinois.....	L.....	37-63
J 27	Northwestern.....	W.....	45-44
F 3	Iowa.....	W.....	60-53
F 8	Minnesota.....	W.....	60-51
F 10	Michigan.....	W.....	52-51
F 15	Northwestern (N1).....	W.....	54-42
F 22	Ohio State.....	L.....	56-57
F 24	Purdue.....	W.....	72-60
M 1	Minnesota.....	L.....	55-58
NCAA Tournament (Eastern Regional, New York City)			
M 20	City College of NY.....	L.....	56-70
M 22	Navy.....	W.....	50-49
N1 — at Chicago Stadium			

1947-48

Record: 12-8; Big Ten 7-5 (T3rd)
Coach: Harold Foster

D 6	Marquette.....	W.....	57-50
D 8	Butler.....	W.....	61-53
D 12	Pittsburgh.....	W.....	49-36
D 19	California.....	L.....	61-73
D 20	California.....	L.....	44-59
D 22	Oklahoma.....	L.....	49-75
D 31	Marquette.....	W.....	67-60
J 3	Illinois.....	W.....	52-47
J 5	Minnesota.....	W.....	59-50
J 10	Indiana.....	W.....	58-54
J 12	Iowa.....	W.....	60-51
J 17	Michigan.....	L.....	39-43
J 19	Purdue.....	W.....	49-44
J 24	Illinois.....	L.....	36-57
F 7	Northwestern (N1).....	W.....	68-62
F 9	Michigan State.....	W.....	51-39
F 16	Ohio State.....	L.....	47-53
F 21	Iowa.....	L.....	40-62
F 23	Northwestern.....	W.....	59-54
M 1	Minnesota.....	L.....	41-46
N1 — at Chicago Stadium			

1948-49

Record: 12-10; Big Ten 5-7 (7th)
Coach: Harold Foster

D 1	Ripon.....	W.....	66-36
D 4	Marquette (OT).....	W.....	67-63
D 9	Missouri.....	W.....	58-42
D 11	Loyola (IL).....	L.....	37-40
D 13	Notre Dame.....	L.....	54-60
D 21	Southern California.....	L.....	31-36
D 23	UCLA.....	W.....	49-46
D 31	Marquette.....	W.....	60-34
J 3	Illinois.....	L.....	50-62
J 8	Creighton.....	W.....	75-39
J 10	Minnesota.....	L.....	33-47
J 15	Indiana.....	W.....	58-48
J 17	Ohio State.....	L.....	54-57
F 5	Illinois.....	L.....	54-61
F 7	Michigan.....	L.....	38-40
F 12	Northwestern (N1).....	W.....	56-52
F 14	Purdue.....	L.....	48-53
F 19	Iowa.....	L.....	60-61
F 21	Northwestern.....	W.....	57-46
F 26	Western Ontario.....	W.....	79-45
F 28	Iowa.....	W.....	70-47
M 5	Minnesota.....	W.....	45-43
N1 — at Chicago Stadium			

1949-50

Record: 17-5; Big Ten 9-3 (2nd)
Coach: Harold Foster

D 3	Marquette.....	W.....	63-48
D 6	Kansas State.....	W.....	56-48
D 8	Oregon State.....	L.....	36-49
D 10	Loyola (IL).....	W.....	68-55
D 13	Notre Dame.....	W.....	56-48
D 17	Marquette.....	W.....	62-45
D 20	Missouri.....	L.....	48-50
D 28	Rutgers (N1).....	W.....	68-55
D 30	UCLA.....	W.....	54-52
J 2	Illinois.....	W.....	59-50
J 7	Indiana.....	L.....	59-61
J 14	Michigan.....	W.....	53-41
J 16	Minnesota.....	W.....	57-54

F 4	Ohio State.....	L.....	47-61
F 6	Michigan State.....	W.....	66-47
F 11	Northwestern (N2).....	W.....	66-59
F 13	Iowa (OT).....	W.....	66-62
F 18	Iowa.....	W.....	53-44
F 20	Purdue.....	W.....	56-45
F 25	Illinois.....	L.....	58-76
F 27	Northwestern.....	W.....	67-53
M 4	Minnesota.....	W.....	60-54
N1 — at Iowa City, Iowa			
N2 — at Chicago Stadium			

1950-51

Record: 10-12; Big Ten 7-7 (T4th)
Coach: Harold Foster

D 2	Marquette.....	W.....	49-42
D 8	Loyola (IL).....	L.....	51-54
D 11	Notre Dame.....	L.....	61-67
D 16	Marquette.....	L.....	58-61
D 18	Kansas State.....	L.....	58-77
D 19	St. Louis (OT).....	L.....	48-53
D 28	San Jose State.....	W.....	75-59
J 1	Illinois (OT).....	L.....	69-71
J 6	Michigan.....	W.....	61-52
J 8	Michigan State.....	W.....	53-52
J 13	Ohio State.....	W.....	74-67
J 15	Northwestern.....	W.....	68-56
F 1	Butler.....	W.....	60-35
F 3	Minnesota.....	W.....	47-44
F 5	Ohio State.....	W.....	56-51
F 10	Illinois.....	L.....	52-63
F 12	Purdue.....	L.....	46-62
F 17	Iowa.....	L.....	60-73
F 24	Michigan State.....	W.....	35-29
F 26	Michigan.....	L.....	50-52
M 3	Purdue.....	L.....	61-64
M 5	Indiana.....	L.....	58-68

1951-52

Record: 10-12; Big Ten 5-9 (7th)
Coach: Harold Foster

D 1	Marquette.....	W.....	48-46
D 8	Notre Dame.....	L.....	53-63
D 13	Loyola (LA).....	W.....	66-47
D 17	St. Louis.....	W.....	55-54
D 22	Marquette.....	L.....	47-51
D 27	Oregon (N1).....	W.....	82-77
D 28	California (N1).....	L.....	49-68
J 5	Purdue.....	L.....	64-79
J 7	Illinois.....	L.....	49-53
J 12	Ohio State.....	W.....	58-51
J 19	Northwestern.....	W.....	74-58
J 21	Michigan State.....	L.....	39-50
F 6	Butler.....	W.....	62-60
F 9	Minnesota.....	L.....	47-54
F 11	Purdue.....	L.....	67-78
F 16	Michigan State.....	L.....	55-57
F 18	Michigan.....	L.....	55-56
F 23	Indiana.....	L.....	48-63
F 25	Michigan.....	W.....	69-53
M 1	Ohio State.....	L.....	56-69
M 3	Iowa.....	W.....	78-75
M 8	Illinois.....	W.....	58-48
N1 — at San Francisco			

Note: Home Games are listed in BOLD

1952-53

Record: 13-9; Big Ten 10-8 (5th)
Coach: Harold Foster

D 5	Marquette	W ...76-55
D 8	Loyola (LA).....	W81-60
D 15	Iowa	W ...75-70
D 20	Purdue.....	L59-65
D 26	California	W ...64-57
D 27	Oregon (N1).....	L64-66
D 29	Iowa.....	L66-83
J 3	Purdue	W ...50-46
J 5	Minnesota.....	L53-64
J 10	Illinois.....	L61-71
J 12	Minnesota	W ...76-74
J 17	Northwestern.....	W78-56
J 19	Ohio State	W ...64-51
F 7	Illinois	L ...61-65
F 9	Indiana.....	L48-66
F 14	Michigan	W ...75-63
F 16	Indiana	L ...70-72
F 21	Michigan.....	W74-52
F 23	Michigan State.....	L45-53
F 28	Ohio State.....	W69-63
M 7	Northwestern	W ...74-58
M 9	Michigan State	W ...58-51

N1 — at Iowa City, Iowa

1953-54

Record: 12-10; Big Ten 6-8 (T5th)
Coach: Harold Foster

D 1	Butler	W ...70-54
D 4	Marquette.....	W64-56
D 7	Loyola (IL).....	W75-54
D 12	Missouri	W ...64-53
D 14	Oklahoma	L ...65-69
D 19	LSU.....	W82-66
D 21	Tulane (OT).....	L55-57
D 28	Denver	W ...67-48
J 2	Purdue	W ...66-57
J 4	Indiana.....	L67-70
J 9	Iowa.....	L54-71
J 11	Northwestern	W ...64-47
J 16	Indiana	L ...74-90
J 18	Michigan State.....	W57-53
F 6	Ohio State.....	W79-73
F 13	Illinois (OT)	L ...64-70
F 15	Minnesota	L ...68-78
F 20	Michigan	W ...77-56
F 22	Illinois.....	L64-66
F 27	Purdue.....	L66-71
M 1	Michigan State	W ...79-56
M 6	Minnesota.....	L73-78

1954-55

Record: 10-12; Big Ten 5-9 (T6th)
Coach: Harold Foster

D 4	Notre Dame.....	L61-72
D 6	Western Michigan	W ...80-68
D 11	Oklahoma.....	W77-66
D 13	Missouri.....	L56-67
D 18	LSU	W ...107-68
D 20	Tulane	L ...66-69
D 29	Princeton	W ...66-64
J 1	Illinois.....	W79-64
J 3	Iowa	L ...69-86
J 8	Michigan State.....	L77-94
J 10	Michigan.....	L63-90

J 15	Indiana	W ...77-66
J 17	Butler.....	W57-53
F 5	Michigan State	L ...70-73
F 7	Indiana.....	L58-65
F 12	Ohio State	W ...86-63
F 14	Purdue.....	L63-75
F 19	Illinois	L ...71-99
F 21	Minnesota	L ...69-71
F 26	Northwestern.....	L72-80
F 28	Purdue	W ...75-73
M 5	Minnesota.....	W78-72

1955-56

Record: 6-16; Big Ten 4-10 (T8th)
Coach: Harold Foster

D 1	Butler	L ...63-67
D 5	Notre Dame.....	W70-66
D 10	Kansas	L ...66-74
D 12	So. Methodist	L ...62-75
D 19	Nebraska	W ...71-52
D 28	Washington.....	L53-54
D 29	California.....	L55-62
D 30	Stanford.....	L53-65
J 2	Purdue	L ...66-78
J 7	Indiana	L ...71-75
J 9	Illinois (8).....	L77-96
J 14	Ohio State (7) (2OT).....	L98-100
J 16	Michigan	W ...69-58
F 4	Northwestern.....	W79-55
F 6	Iowa	L ...74-78
F 11	Minnesota	L ...71-77
F 13	Indiana.....	W69-67
F 18	Iowa.....	L66-80
F 20	Ohio State	L ...71-79
F 25	Michigan.....	L68-78
F 27	Michigan State.....	L82-89
M 3	Northwestern	W ...76-70

1956-57

Record: 5-17; Big Ten 3-11 (9th)
Coach: Harold Foster

D 1	South Dakota (OT)	L ...56-58
D 3	Butler.....	L50-54
D 8	Notre Dame	L ...55-75
D 10	Nebraska.....	L51-53
D 15	Washington U.	W ...41-38
D 20	Bradley.....	L62-74
D 22	Kansas (1).....	L62-83
D 29	Yale	W ...64-46
J 5	Northwestern.....	L54-75
J 7	Indiana.....	L68-79
J 12	Illinois (10)	L ...63-79
J 14	Michigan.....	L62-71
J 19	Iowa	L ...47-70
J 21	Ohio State	L ...64-67
F 11	Michigan	W ...70-65
F 16	Ohio State.....	L50-63
F 18	Minnesota.....	L53-85
F 23	Indiana	L ...74-85
F 25	Michigan State	L ...62-78
M 2	Purdue.....	L66-85
M 4	Northwestern	W ...82-69
M 9	Iowa.....	W60-59

1957-58

Record: 8-14; Big Ten 3-11 (10th)
Coach: Harold Foster

D 2	South Dakota	W ...63-56
D 7	Notre Dame	L ...53-75
D 9	Washington U.....	W43-33
D 16	Rice	W ...67-62
D 19	Butler	W ...59-58
D 27	New Mexico (N1).....	W61-59
D 28	Wyoming (N1).....	L65-93
D 30	Utah.....	L70-72
J 4	Illinois	L ...59-64
J 6	Michigan.....	L49-70
J 11	Ohio State	W ...67-64
J 13	Illinois.....	W71-70
J 18	Purdue.....	L47-62
J 20	Michigan State	W ...66-52
F 8	Minnesota	L ...66-71
F 10	Indiana	L ...87-93
F 15	Purdue	L ...76-81
F 17	Iowa.....	L61-74
F 22	Michigan State.....	L59-93
F 24	Minnesota.....	L63-71
M 1	Northwestern.....	L65-82
M 3	Michigan	L ...55-72

N1 — New Mexico Classic, Albuquerque

1958-59

Record: 3-19; Big Ten 1-13 (10th)
Coach: Harold Foster

D 2	Marquette	L ...47-76
D 6	Rice.....	L37-78
D 8	Southern Methodist.....	L63-81
D 13	Notre Dame	W ...56-54
D 15	Missouri	W ...68-60
D 19	Washington	L ...48-62
D 20	California (N1).....	L53-68
D 30	Butler.....	L55-69
J 3	Minnesota.....	L66-79
J 5	Illinois	L ...51-77
J 10	Purdue.....	L61-84
J 12	Michigan	L ...74-84
F 2	Michigan State (7)	L ...57-88
F 7	Ohio State.....	L72-78
F 9	Purdue	W ...91-86
F 14	Iowa	L ...84-94
F 16	Illinois.....	L54-93
F 21	Minnesota	L ...50-69
F 23	Michigan.....	L63-87
F 28	Northwestern	L ...82-86
M 2	Michigan State (6).....	L73-93
M 7	Indiana.....	L71-97

N1 — at Iowa City, Iowa

1959-60

Record: 8-16; Big Ten 4-10 (9th)
Coach: John Erickson

D 1	Butler	L ...82-88
D 5	Iowa State	L ...53-71
D 7	Notre Dame.....	L58-78
D 12	Loyola (IL)	W ...85-67
D 14	Missouri.....	L66-78
D 19	Marquette.....	L66-84
D 21	Stanford	W ...61-60
D 26	Boston College (N1).....	W95-82
D 28	Canisius (N1).....	L65-80
J 2	Michigan State	L ...79-91
J 4	Iowa	L ...64-71
J 9	Purdue.....	L69-99

Note: Home Games are listed in BOLD

J 11 Northwestern.....L....69-77
J 27 North Dakota.....W...92-80
 J 30 Minnesota.....L.....72-86
F 6 Indiana.....L....85-97
F 8 Ohio State (4).....L.. 69-106
 F 13 Indiana.....L.....71-91
 F 15 Iowa.....W.....63-58
F 20 Illinois.....W...75-63
 F 22 Michigan (OT).....W....88-82
 F 27 Ohio State (2).....L....68-93
 F 29 Northwestern.....L....59-73
M 5 Purdue.....W...89-80
 N1 — Queen City Tournament, Buffalo, N.Y.

1960-61

Record: 7-17; Big Ten 4-10 (8th)
 Coach: John Erickson
 D 1 Butler.....L.....58-73
D 3 Air Force.....W...80-67
 D 5 Iowa State.....L....76-88
D 10 Marquette.....W...55-51
 D 17 Bradley (2).....L....66-88
D 20 Nevada.....W...89-56
 D 28 Oregon State (N1).....L....54-56
 D 29 Portland (N1) (OT).....L....71-79
 D 30 Washington St. (N1).....L....72-78
 J 7 Michigan State.....W....74-71
J 9 Iowa (6).....L....68-76
 J 28 Loyola (IL).....L....79-87
J 30 Ohio State (1).....L.. 68-100
 F 4 Purdue.....L....58-69
 F 6 Illinois.....L....73-77
 F 11 Northwestern.....L....52-54
 F 13 Iowa (9).....L....61-63
F 18 Indiana.....L....84-98
F 20 Minnesota.....W...83-75
 F 25 Ohio State (1).....L....74-97
F 27 Michigan.....W...76-68
M 4 Northwestern.....W...75-61
 M 6 Indiana.....L....69-80
M 11 Purdue.....L....81-88
 N1 — Far West Classic, Portland, Ore.

1961-62

Record: 17-7; Big Ten 10-4 (2nd)
 Coach: John Erickson
D 2 South Dakota.....W...99-63
D 4 Florida State.....W...64-63
D 9 Cincinnati.....L....67-86
D 11 Washington U......W...91-63
D 16 Pacific.....W...92-68
 D 20 Marquette.....L....75-92
 D 26 Providence (N1).....W....95-84
 D 28 Dayton (N1).....W...105-93
 D 30 Cincinnati (N1) (2).....L....71-101
J 6 Iowa.....W...91-79
 J 8 Michigan State.....W....83-78
J 23 North Dakota St......W . 102-50
J 27 Purdue.....W...89-86
 J 29 Illinois.....W....85-81
 F 3 Minnesota.....W....94-88
F 5 Michigan.....L....74-81
F 10 Michigan State.....W...77-72
 F 12 Indiana.....W...105-94
 F 17 Michigan.....L....65-84
F 19 Illinois.....W.. 103-101
 F 24 Northwestern.....W....65-64
F 26 Minnesota.....L....90-92
M 3 Ohio State (1).....W...86-67
 M 10 Iowa.....L....64-81
 N1 — ECAC Holiday Festival, New York City

1962-63

Record: 14-10; Big Ten 7-7 (6th)
 Coach: John Erickson
 D 1 Air Force.....W....72-64
 D 3 Arizona.....L....46-51
D 8 Texas-El Paso.....W...73-59
D 10 Indiana State.....L....86-87
D 15 Miami (OH).....W...84-58
D 19 Marquette.....W...76-58
D 22 UCLA.....L....63-77
 D 28 Utah (N1).....W....94-72
 D 29 Marquette (N1).....W....70-56
 J 5 Purdue.....W....74-66
J 12 Michigan State.....L....68-75
 J 14 Iowa.....L....56-65
J 26 St. John's (NY).....W...85-52
F 2 Minnesota.....L....68-69
 F 4 Michigan.....W....81-78
 F 9 Ohio State.....L....70-94
F 11 Illinois (4).....W...84-77
F 16 Northwestern.....W...78-65
 F 18 Minnesota.....L....48-72
 F 23 Illinois (6).....L....77-89
F 25 Indiana.....W . 102-96
 M 2 Michigan State (OT).....W....92-89
M 4 Iowa.....W...75-69
M 9 Michigan.....L....80-82
 N1 — Milwaukee Classic

1963-64

Record: 8-16; Big Ten 2-12 (10th)
 Coach: John Erickson
D 2 Kent.....W...88-77
D 7 Ohio.....L....76-77
D 10 Pittsburgh.....W...85-83
 D 14 Cincinnati (6).....L....60-65
D 17 Gonzaga.....W . 115-71
 D 20 Kentucky (N1) (2).....L....85-108
 D 21 Princeton (N1) (OT).....L....87-90
 D 27 Dartmouth (N2).....W....94-68
 D 28 Georgia Tech (N2).....W...104-84
J 4 Ohio State (8).....L.. 85-101
 J 6 Michigan State.....L....90-106
 J 11 Northwestern.....L....63-76
J 13 Iowa.....W...79-61
 J 28 Marquette.....W....72-68
 F 1 Minnesota.....L....92-111
F 8 Purdue.....W...81-80
F 11 Northwestern.....L....64-72
 F 15 Ohio State.....L....74-92
F 17 Indiana (20T).....L....80-82
F 22 Michigan (2).....L.. 59-103
 F 24 Indiana.....L....82-108
 F 29 Purdue.....L....83-97
M 2 Minnesota.....L.. 96-105
 M 7 Illinois.....L....73-97
 N1 — Kentucky Invitational, Lexington
 N2 — Milwaukee Classic

1964-65

Record: 9-13; Big Ten 4-10 (8th)
 Coach: John Erickson
D 1 Houston.....W...76-65
 D 8 Pittsburgh.....W....80-63
D 12 Bowling Green.....W...87-56
D 15 Illinois.....L....56-70
 D 18 Boston College (N1).....L....85-86
 D 19 Marquette (N1).....L....61-62
 D 26 Boston College (N2).....W....70-69

J 4 Iowa.....L....62-92
 J 9 Minnesota.....L....57-81
J 11 Purdue.....W...76-66
J 13 Marquette.....L....58-59
 J 30 Ohio State.....L....86-98
 F 1 Notre Dame.....W....98-90
F 6 Ohio State.....L....71-73
 F 13 Purdue.....L....74-83
F 16 Minnesota (9).....L.. 91-101
 F 20 Indiana (7).....L....87-101
F 23 Northwestern (OT)...W...93-87
F 27 Michigan State.....W...99-89
 M 2 Michigan (1).....L....75-98
 M 6 Northwestern.....W....88-76
M 8 Indiana.....L....73-92
 N1 — Milwaukee Classic
 N2 — Rainbow Classic, Honolulu

1965-66

Record: 11-13; Big Ten 6-8 (7th)
 Coach: John Erickson
D 1 Nebraska.....L.. 88-101
D 4 Notre Dame.....W...97-79
 D 11 Houston.....L....57-82
D 14 Illinois.....L....70-90
 D 17 Washington (N1).....L....67-81
 D 18 West Virginia (N1).....L....93-101
D 20 Montana.....W...76-72
 D 22 Cincinnati.....L....74-87
D 29 Pennsylvania.....W...84-70
 J 3 Marquette.....W....73-72
J 8 Iowa (7).....W...69-68
 J 11 Illinois.....L....64-80
J 27 Hardin-Simmons.....W...83-63
J 29 Michigan.....L....67-69
 J 31 Ohio State (OT).....L....81-87
 F 5 Michigan State.....L....65-79
F 7 Indiana.....W...79-78
 F 12 Michigan (10).....L...102-120
F 19 Michigan State.....W...78-77
 F 21 Northwestern.....L....65-76
 F 26 Iowa.....L....70-80
F 28 Northwestern.....W...90-62
M 5 Purdue.....W...69-68
 M 7 Minnesota.....W....87-74
 # — Milwaukee Classic

1966-67

Record: 13-11; Big Ten 8-6 (4th)
 Coach: John Erickson
D 3 Cincinnati (10) (OT).....L....70-77
 D 10 Bowling Green.....L....69-81
D 13 Iowa State.....W...80-73
 D 16 Fordham (N1).....W....67-66
 D 17 South Carolina (N1).....W....88-84
 D 19 Illinois.....L....74-87
 D 28 UCLA (N2) (1).....L....56-100
 D 29 Michigan (N2).....L....88-98
 D 30 Arizona (N2).....W...104-77
J 4 Marquette.....L....60-66
 J 7 Purdue.....W....79-76
J 10 Michigan.....W...98-90
J 25 South Dakota.....W...94-53
 J 28 Michigan State.....L....61-68
F 4 Ohio State (OT).....L....84-90
 F 11 Indiana.....L....81-93
F 14 Minnesota.....W...85-75
 F 18 Iowa (30T).....W....96-95
F 21 Northwestern.....W . 110-94
F 25 Michigan State.....W...68-64

Note: Home Games are listed in BOLD

F 28 Northwestern.....L.....82-91
 M 4 Michigan (N3).....W.....80-79
M 7 Iowa (OT).....L.....87-90
M 11 Illinois.....W.....102-92
 N1 — Milwaukee Classic
 N2 — Los Angeles Classic
 N3 — at Detroit

1967-68

Record: 13-11; Big Ten 7-7 (5th)
 Coach: John Erickson
D 2 DePauw.....W...90-68
D 5 Notre Dame.....L...73-81
D 9 SMU.....W...120-82
 D 15 LSU (N1).....W.....96-94
 D 16 Marquette (N1).....W.....70-62
D 20 Florida.....W...86-81
 D 27 Pennsylvania (N2).....W.....86-67
 D 28 Temple (N2).....L.....80-82
 D 29 Duquesne (N2).....L.....66-76
J 6 Michigan.....W...77-75
 J 9 Purdue.....L.....79-99
 J 11 Marquette.....L.....56-71
J 16 Michigan State.....W...70-68
 J 30 Minnesota.....W.....72-62
 F 3 Ohio State.....L.....64-86
F 6 Illinois.....L...60-68
F 10 Indiana.....W...95-83
F 12 Ohio State.....W...86-78
 F 17 Iowa.....L.....61-69
 F 24 Michigan State.....L.....77-87
F 27 Minnesota.....W...94-82
M 2 Purdue.....W...104-84
 M 5 Indiana.....L.....85-93
 M 9 Northwestern.....L.....75-77
 N1 — Milwaukee Classic
 N2 — Quaker City Classic, Philadelphia

1968-69

Record: 11-13; Big Ten 5-9 (T8th)
 Coach: John Powless
 N 30 Nebraska.....L.....55-68
D 3 Kansas (4).....W...67-62
D 7 North Dakota.....W...94-48
 D 11 Notre Dame (7).....L.....56-57
D 14 Northern Illinois.....W...69-67
 D 21 Florida.....L.....66-71
 D 27 Ohio (N1).....W.....74-68
 D 28 Marquette (N1).....L.....56-59
 D 31 Kentucky (N2) (3).....W.....69-65
J 4 Purdue.....L...80-86
 J 7 Michigan State.....L.....67-77
 J 11 Ohio State (16).....L.....69-84
J 14 Minnesota.....W...68-61
J 28 Marquette (16).....W...56-50
 F 1 Illinois (7).....L.....73-86
F 4 Indiana.....L...63-65
F 8 Ohio State (12).....W...77-73
 F 11 Minnesota.....W.....69-63
 F 15 Purdue (8).....L.....69-87
F 22 Michigan State.....W...76-64
 F 25 Indiana.....L.....84-101
 M 1 Michigan.....L.....79-84
M 4 Northwestern.....L...70-72
M 8 Iowa.....W...84-74
 N1 — Milwaukee Classic
 N2 — at Chicago Stadium

1969-70

Record: 10-14; Big Ten 5-9 (T6th)
 Coach: John Powless
D 1 Ball State.....W...88-74
 D 6 Southern Methodist.....W.....78-76
 D 8 Kansas.....L.....60-76
D 13 Southern Illinois.....L...69-74
 D 16 Iowa State.....L.....73-84
D 20 Pittsburgh.....W...85-71
 D 26 Utah State (N1).....W.....81-74
 D 27 Marquette (N1).....L.....43-64
J 3 Illinois.....L...69-74
 J 6 Purdue.....L.....74-90
J 10 Iowa.....L...74-92
J 13 Minnesota.....W...90-84
 J 27 Marquette (7).....L.....51-60
J 31 Ohio (13).....W...72-69
 F 3 Illinois (14).....W.....66-65
F 7 Michigan State.....W...89-79
 F 10 Iowa (14).....L...100-119
F 14 Michigan.....W...84-74
F 17 Indiana.....L...77-89
 F 21 Northwestern.....L.....75-82
F 24 Ohio State.....L...86-98
 F 28 Michigan.....W.....90-86
M 3 Northwestern.....L...82-87
 M 7 Ohio State.....L.....87-96
 N1 — Milwaukee Classic

1970-71

Record: 9-15; Big Ten 4-10 (T7th)
 Coach: John Powless
D 1 Eastern Illinois.....W...102-84
D 5 Michigan Tech.....W...114-70
 D 8 Pittsburgh.....L.....76-81
D 12 Loyola (LA).....W...94-83
 D 15 Ohio.....L.....80-81
D 19 Tulane.....W...96-77
 D 29 Texas (N1).....W.....89-73
 D 30 Marquette (N1) (3).....L.....69-72
J 9 Michigan.....L...89-90
 J 12 Illinois.....L.....82-84
 J 16 Ohio State.....L.....69-83
J 19 Northwestern.....W...87-72
F 2 Marquette (1).....L...75-89
F 6 Iowa.....L...91-93
 F 9 Southern Illinois.....L.....75-86
 F 13 Northwestern.....L.....91-101
F 16 Ohio State (20).....L...71-79
 F 20 Michigan State.....L.....78-97
F 23 Illinois.....W...88-84
 F 27 Iowa.....W.....89-83
M 2 Indiana (T18) (20T).....W...94-87
 M 6 Minnesota.....L.....98-104
M 9 Purdue.....L...77-81
 M 13 Michigan.....L.....73-93
 N1 — Milwaukee Classic

1971-72

Record: 13-11; Big Ten 6-8 (T5th)
 Coach: John Powless
D 1 Michigan Tech.....W...107-74
 D 4 Tulane.....L.....70-72
 D 6 Loyola (LA).....W.....67-66
D 8 DePauw.....W...92-69
D 11 Northern Michigan.....W...104-65
D 13 Florida Tech.....W...90-58
D 18 Pittsburgh.....W...80-63

D 27 Marshall (N1) (17).....L.....83-85
 D 28 Georgetown (N1).....W.....82-62
 J 3 Marquette (2).....L.....60-72
J 8 Iowa.....W...81-80
 J 11 Michigan State.....L.....76-83
 J 15 Indiana (17) (OT).....W.....66-64
J 18 Minnesota (17).....L...59-65
 F 5 Ohio State (9).....L.....69-79
F 12 Indiana (OT).....L...76-84
 F 15 Purdue.....W.....84-65
 F 19 Minnesota.....L.....73-76
F 22 Purdue.....W...66-60
 F 26 Illinois.....L.....86-91
F 29 Michigan State.....W...101-74
M 4 Northwestern.....L...82-90
 M 7 Michigan.....L.....70-93
M 11 Illinois.....W...97-84
 N1 — Milwaukee Classic

1972-73

Record: 11-13; Big Ten 5-9 (9th)
 Coach: John Powless
 N 25 UCLA (PS 1).....L.....53-94
D 2 SIU-Edwardsville.....W...100-74
 D 4 Oral Roberts (12).....L.....76-90
D 9 South Dakota.....W...87-63
D 19 West Virginia.....W...77-59
 D 29 Yale#.....W.....90-64
 D 30 Marquette# (3) (20T).....L.....73-75
 J 3 Pittsburgh.....W.....72-70
J 6 Indiana (20).....L...64-78
 J 8 Illinois.....L.....74-76
 J 13 Minnesota (8).....L.....54-78
J 20 Michigan State.....W...93-80
 J 22 Purdue (20).....L.....59-66
 J 27 Northwestern.....L.....73-74
J 29 Minnesota (9).....L...64-81
F 3 Ohio State.....W...84-76
F 6 Marquette (7).....L...58-64
F 10 Illinois.....W...99-88
 F 17 Iowa.....L.....76-100
 F 20 Ohio.....W.....82-68
 F 24 Indiana (10).....L.....55-57
F 26 Purdue (20).....W...71-63
M 3 Michigan.....W...94-79
 M 10 Michigan State (OT).....L.....78-79
 # — Milwaukee Classic

1973-74

Record: 16-8; Big Ten 8-6 (T4th)
 Coach: John Powless
D 1 Rollins.....W...77-55
D 3 California-Davis.....W...97-53
D 8 North Dakota St.....W...88-60
D 15 DePauw.....W...92-51
 D 19 West Virginia.....W.....69-62
D 22 UW-Milwaukee.....W...73-46
 D 28 SMU#.....W.....74-73
 D 29 Marquette# (6) (OT).....L.....48-49
J 5 Northwestern.....W...87-53
J 9 Ohio.....W...69-68
 J 12 Indiana (T13).....L.....51-52
J 19 Illinois.....W...101-75
J 26 Ohio State.....W...69-64
 J 28 Michigan (20).....L.....75-83
 F 2 Minnesota (OT).....L.....63-64
 F 5 Marquette (6).....L.....58-59
F 9 Iowa.....W...113-87
F 11 Indiana (12).....L...63-81
 F 16 Purdue.....L.....80-107

Note: Home Games are listed in BOLD

F 23 Ohio State.....W.....68-56
F 25 Michigan (17).....L.....74-79
M 2 Michigan State.....W...87-80
 M 4 Iowa.....W.....74-58
 M 9 Northwestern.....W.....77-62
 # — Milwaukee Classic

1974-75

Record: 8-18; Big Ten 5-13 (8th)
 Coach: John Powless
N 30 Ohio.....W...71-62
D 4 St. Mary's (CA).....L....60-62
D 7 Iowa State.....W...86-84
D 18 Stanford.....L....67-89
D 21 Brown.....W...79-68
 D 27 Virginia (N1).....L....78-86
 D 28 Georgia (N1) (OT).....L....89-91
J 2 Minnesota.....L....46-61
 J 4 Northwestern.....L....66-69
 J 11 Purdue.....L....49-88
 J 13 Illinois.....L....56-72
J 18 Ohio State.....L....67-69
J 20 Indiana (1).....L....69-89
 J 25 Michigan State.....L....87-105
 J 27 Michigan (OT).....L....73-75
F 1 Iowa (OT).....W...86-85
F 4 Marquette (11).....L....63-69
F 8 Purdue.....L....64-69
F 10 Illinois.....W...76-70
 F 15 Ohio State.....L....70-76
 F 17 Indiana (1).....L....58-93
F 22 Michigan State.....W . 103-96
F 24 Michigan.....W...70-68
 M 1 Iowa.....L....68-75
 M 3 Minnesota.....L....58-65
M 8 Northwestern.....W...94-70
 N1 — Milwaukee Classic

1975-76

Record: 10-16; Big Ten 4-14 (9th)
 Coach: John Powless
N 29 DePauw.....W . 105-63
D 3 North Dakota St.....W...87-79
D 6 Loyola (IL).....W...88-73
D 8 Northern Illinois.....W...97-77
D 13 Northern Mich.W...92-59
 D 16 Marquette (7).....L....54-78
 D 29 Stanford (N1).....W....70-64
 D 30 Marquette (N1) (4).....L....66-82
J 3 Michigan State.....W...70-63
J 5 Ohio State (OT).....W...82-81
J 8 Michigan (16).....L.. 81-106
 J 10 Purdue.....L....72-87
 J 12 Illinois.....L....61-71
J 17 Iowa.....L....71-81
J 19 Minnesota.....L....84-96
 J 24 Northwestern.....L....60-62
 J 31 Indiana (1).....L....61-114
 F 2 Michigan (16).....L....86-107
F 7 Purdue.....L....74-85
F 9 Illinois.....L....59-70
 F 14 Iowa.....L....82-96
 F 16 Minnesota.....L....74-98
F 21 Northwestern.....L....77-90
F 26 Indiana (1).....L....67-96
 M 1 Ohio State.....W....91-79
 M 6 Michigan State.....W....86-82
 N1 — Milwaukee Classic

1976-77

Record: 11-16; Big Ten 7-11 (T7th)
 Coach: Bill Cofield
 N 27 Kentucky (6).....L....64-72
D 2 St. Mary's (CA).....W...82-76
D 6 DePaul.....W...68-66
 D 11 Stanford.....L....66-70
 D 13 Northern Illinois.....L....57-81
D 15 Loyola (IL).....W...71-68
 D 27 Boston College (N1).....W....74-66
 D 28 Marquette (N1) (12).....L....57-64
 J 6 Michigan State.....L....61-84
 J 8 Michigan (6).....L....63-66
J 13 Ohio State.....L....58-60
J 15 Indiana.....L....64-79
J 20 Northwestern.....W...61-60
 J 22 Minnesota (13) %.....W....64-82
 J 24 Purdue (18).....L....71-81
J 27 Michigan (7).....L....64-69
J 29 Mich. St. (30T).....W...87-83
 F 3 Illinois.....L....72-82
 F 5 Iowa.....L....73-90
F 10 Purdue.....W...76-74
F 12 Illinois.....W...62-50
 F 19 Northwestern.....L....88-98
F 21 Marquette (19).....L....58-73
 F 24 Indiana.....W....66-64
 F 26 Ohio State (OT).....L....80-82
M 3 Minnesota (9) %.....W...61-64
M 5 Iowa (20T).....L....93-94
 N1 — Milwaukee Classic
 % — Game later forfeited by Minnesota

1977-78

Record: 8-19; Big Ten 4-14 (T9th)
 Coach: Bill Cofield
D 1 UW-Milwaukee.....W...72-66
D 3 Canisius.....W...96-70
 D 7 George Washington.....L....74-77
 D 9 Providence (14).....L....62-73
 D 12 Iowa State.....L....73-82
D 14 DePaul.....L....62-85
D 29 Loyola (IL).....W...71-70
D 31 N. Illinois (OT).....W...74-73
 J 5 Ohio State.....L....61-77
 J 7 Michigan State (12).....L....63-74
J 12 Purdue.....L....70-79
J 14 Indiana.....W...78-65
 J 19 Michigan.....L....64-83
J 21 Minnesota.....L....51-61
J 28 Northwestern.....L....85-93
 J 30 Iowa.....L....73-88
 F 2 Illinois.....L....71-74
F 4 Iowa.....W...82-72
 F 9 Minnesota.....L....55-64
F 11 Illinois.....W...80-73
 F 14 Marquette (1).....L....64-75
F 16 Michigan.....L....66-68
 F 18 Northwestern.....W....81-80
 F 23 Indiana.....L....54-58
 F 25 Purdue.....L....78-87
M 2 Michigan State (6) ...L....75-89
M 4 Ohio State.....L....78-83

1978-79

Record: 12-15; Big Ten 6-12 (T8th)
 Coach: Bill Cofield
N 24 UW-Milwaukee.....W...74-55
 N 28 St. John's (NY).....W....73-88
D 1 Long Island (N1).....W...89-70
D 2 St. Louis (N1).....W...66-63
D 9 Loyola (IL).....W...79-74
 D 16 DePaul.....L....78-84
D 23 Marquette (16).....W...65-52
 D 28 Louisville (N2) (16).....L....53-70
 D 29 Oral Roberts (N2).....L....69-102
 J 4 Michigan State (1).....L....55-84
 J 6 Ohio State.....L....71-82
J 11 Northwestern.....W...95-82
J 13 Michigan.....W...77-66
J 18 Illinois (8).....L....74-81
 J 20 Minnesota.....L....72-82
 J 25 Indiana.....L....61-82
 J 27 Purdue.....L....60-73
F 1 Iowa (15).....L....64-70
F 3 Purdue.....L....48-54
F 8 Minnesota.....L....72-74
 F 10 Iowa (14).....L....65-79
 F 15 Illinois.....L....64-81
F 17 Indiana (OT).....L....62-68
 F 22 Michigan.....W....66-65
 F 24 Northwestern.....W....72-70
M 1 Ohio State.....W...76-73
M 3 Michigan St. (4).....W...83-81
 N1 — Wisconsin Invitational, Madison
 N2 — Holiday Classic, Louisville, KY

1979-80

Record: 15-14; Big Ten 7-11 (8th)
 Coach: Bill Cofield
N 30 Okla. City (N1).....W...99-92
D 1 E. Tenn. St. (N1)....W...68-56
 D 5 DePaul (10).....L....77-90
D 8 Alabama.....L....62-66
D 12 Eastern Michigan ...W...69-57
 D 15 Marquette.....W....57-56
D 22 Cleveland State.....W . 103-78
D 23 Morgan State.....W...94-42
 D 27 Nebraska (N2) (OT).....L....82-83
 D 29 Nevada (N2).....W....86-61
 D 30 Army (N2).....W....78-54
J 3 Northwestern.....W...75-66
J 5 Indiana (11).....W...52-50
 J 10 Minnesota (OT).....L....76-82
 J 12 Iowa (12).....L....65-66
 J 17 Michigan State.....L....61-62
J 19 Illinois.....L....64-69
J 24 Purdue (14) (OT).....L....60-73
 J 26 Ohio State (4).....W....72-71
J 31 Michigan (OT).....L....69-73
F 2 Ohio State (6).....W...70-67
 F 7 Illinois.....L....50-67
 F 9 Michigan.....L....59-68
F 14 Michigan State.....W...80-66
 F 16 Purdue (15).....L....61-69
F 21 Iowa.....W...62-58
F 23 Minnesota.....W...70-55
 F 28 Indiana (13).....L....52-61
 M 1 Northwestern.....L....50-53
 N1 — Wisconsin Invitational, Madison
 N2 — Rainbow Classic, Honolulu

Note: Home Games are listed in BOLD

1980-81

Record: 11-16; Big Ten 5-13 (9th)
Coach: Bill Cofield

D 1	Alabama.....	L.....	75-90
D 5	Kentucky St. (N1)....	W ...	77-65
D 6	UW-GB (N1) (20T).....	W	68-66
D 9	Ball State.....	W ...	85-72
D 12	Davidson (N2).....	L.....	63-67
D 13	UNC-Charlotte (N2).....	W	71-63
D 22	Texas Southern	W ...	58-49
D 31	Central Michigan... W ...	69-62	
J 8	Minnesota (19).....	L.....	60-76
J 10	Northwestern.....	L.....	48-50
J 15	Iowa (14).....	L	66-76
J 17	Purdue	L....	69-71
J 22	Michigan State	W ...	63-62
J 24	Illinois (15).....	W	54-45
J 29	Ohio State.....	L.....	67-71
J 31	Michigan (17).....	L....	67-74
F 5	Indiana (17).....	L.....	64-89
F 7	Michigan (14).....	L.....	64-71
F 12	Illinois (17).....	L....	65-84
F 14	Indiana (20)	L....	52-59
F 19	Michigan State.....	L.....	65-74
F 21	Ohio State	W ...	77-63
F 26	Purdue.....	L.....	61-72
F 28	Iowa (8).....	L.....	75-96
M 5	Northwestern.....	W ...	60-57
M 7	Minnesota (OT)	W ...	60-58
M 10	Marquette	L....	53-64

N1 — Wisconsin Invitational, Madison
N2 — First Union Classic, Charlotte, N.C.

1981-82

Record: 6-21; Big Ten 3-15 (10th)
Coach: Bill Cofield

D 4	UIC (N1)	L....	66-74
D 5	UW-Green Bay (N1)	W ...	77-65
D 9	Central Michigan.....	L.....	68-71
D 12	Ball State.....	W ...	71-70
D 21	Northern Iowa.....	W ...	65-53
D 27	Oregon (N2).....	L.....	82-85
D 28	Tennessee (N2).....	L.....	67-79
D 29	Iowa State (N2).....	L.....	79-103
J 7	Michigan.....	W	65-63
J 9	Ohio State.....	L.....	59-67
J 14	Northwestern.....	L....	55-61
J 16	Iowa (5)	L....	62-78
J 21	Minnesota (5)	L....	57-78
J 23	Michigan State.....	L.....	58-68
J 28	Indiana.....	L....	56-62
J 30	Purdue.....	L.....	67-81
F 4	Illinois.....	L.....	54-88
F 6	Purdue	L....	46-55
F 11	Minnesota (9).....	L.....	60-71
F 13	Illinois.....	L....	60-68
F 18	Indiana (20).....	L.....	57-88
F 20	Michigan State	W ...	65-60
F 25	Iowa (11).....	L.....	55-79
F 27	Northwestern.....	W	61-60
M 4	Ohio State	L....	75-77
M 6	Michigan.....	L....	84-91
M 9	Marquette.....	L.....	64-94

N1 — Wisconsin Invitational, Madison
N2 — Far West Classic, Portland, Ore.

1982-83

Record: 8-20; Big Ten 3-15 (10th)
Coach: Steve Yoder

N 27	Washington State	L....	64-66
N 29	Toledo.....	W ...	79-71
D 1	Northern Iowa.....	W ...	76-69
D 4	Kansas State.....	W ...	64-52
D 8	Ball State.....	L.....	66-76
D 11	Central Michigan....	W ...	83-67
D 20	Northern Illinois (N1).....	W	58-55
D 28	Georgetown (N2) (10).....	L.....	43-71
D 29	USC (N2).....	L.....	76-86
J 6	Purdue (20).....	L....	64-80
J 8	Illinois.....	L....	54-61
J 13	Michigan State.....	L.....	66-86
J 15	Michigan.....	L.....	57-62
J 20	Northwestern.....	W ...	49-45
J 22	Iowa (10).....	W ...	65-62
J 29	Minnesota (16).....	L....	58-65
F 3	Indiana (6).....	L.....	73-83
F 5	Ohio State.....	L.....	69-82
F 9	Ohio State	L....	65-68
F 12	Indiana (4).....	L....	56-75
F 17	Marquette	L....	62-68
F 19	Minnesota.....	L.....	71-78
F 24	Iowa (17).....	L.....	63-93
F 26	Northwestern (N3).....	L.....	57-64
M 2	Michigan.....	W ...	82-70
M 5	Michigan State	L....	65-91
M 10	Illinois.....	L.....	64-71
M 12	Purdue.....	L.....	64-79

N1 — at Metro Centre, Rockford, Ill.
N2 — Winston Tire Classic, Los Angeles
N3 — at Alumni Hall (DePaul), Chicago

1983-84

Record: 8-20; Big Ten 4-14 (10th)
Coach: Steve Yoder

N 26	Florida A&M.....	W .	100-56
D 1	Northern Iowa.....	L.....	59-60
D 3	Southern Illinois....	W ...	78-72
D 5	Nebraska (20T)	L....	69-71
D 7	Northern Illinois	W ...	90-68
D 10	Kansas State.....	L.....	64-71
D 20	Toledo.....	L.....	60-73
D 29	Oklahoma State (N1).....	L.....	84-89
D 30	Yale (N1).....	W	87-77
J 5	Purdue.....	L.....	65-84
J 7	Illinois (14) (OT)	L....	62-63
J 12	Michigan State	W ...	81-74
J 14	Michigan.....	W ...	71-64
J 19	Northwestern (OT).....	W	61-60
J 21	Iowa.....	L.....	62-75
J 25	Minnesota.....	L.....	62-75
F 2	Ohio State	L....	74-85
F 4	Indiana.....	L....	67-81
F 9	Indiana.....	L.....	64-74
F 11	Ohio State.....	L.....	65-71
F 15	Minnesota	L....	67-68
F 16	Marquette.....	L.....	59-74
F 23	Iowa	L....	55-63
F 26	Northwestern.....	W ...	54-47
M 1	Michigan.....	L.....	75-84
M 3	Michigan State.....	L.....	59-78
M 6	Purdue (11).....	L....	48-61
M 10	Illinois (7).....	L.....	57-81

N1 — Merrill Lynch Classic, Dayton, Ohio

1984-85

Record: 14-14; Big Ten 5-13 (9th)
Coach: Steve Yoder

N 25	Morgan State	W ...	93-78
D 1	Washington State ...	W ...	61-59
D 3	Kentucky State	W ...	88-74
D 6	South Dakota.....	W ...	96-56
D 8	Central Michigan....	W ...	74-63
D 12	Nebraska.....	L.....	51-53
D 14	Dartmouth	W ...	90-70
D 22	Northern Illinois (N1).....	W	83-71
D 28	Texas A&M (N2).....	W	71-69
D 29	New Mexico (N2).....	W	83-74
J 5	Northwestern.....	W	52-51
J 9	Ohio State.....	L.....	88-99
J 12	Indiana (11).....	L.....	68-90
J 17	Illinois (11)	L....	67-78
J 19	Purdue	L....	68-72
J 24	Minnesota.....	L.....	62-72
J 26	Iowa.....	L.....	65-105
J 31	Michigan State	L....	68-77
F 2	Michigan (10).....	L....	81-94
F 7	Indiana	L....	54-58
F 9	Ohio State	W ...	92-78
F 14	Purdue.....	L.....	52-67
F 16	Illinois (17).....	L.....	49-68
F 20	Iowa (14).....	W ...	54-53
F 24	Minnesota	W ...	65-61
F 28	Michigan (3).....	L.....	68-88
M 2	Michigan State.....	L.....	63-83
M 9	Northwestern.....	W ...	61-53

N1 — at Metro Centre, Rockford, Ill.
N2 — Lobo Invitational, Albuquerque, N.M.

1985-86

Record: 12-16; Big Ten 4-14 (9th)
Coach: Steve Yoder

N 22	South Carolina.....	W	68-65
N 27	Cal. State-LA.....	W .	104-88
N 30	Marquette	W ...	75-74
D 2	San Francisco St. ...	W ...	90-61
D 5	East Texas State ...	W ...	82-60
D 7	Miami (FL).....	W ...	88-66
D 9	Washington State.....	W	74-68
D 12	Northern Illinois	W ...	76-67
D 27	Boston College (N1).....	L.....	72-74
D 28	Princeton (N1).....	L.....	49-54
J 4	Northwestern.....	W ...	57-52
J 9	Ohio State	L....	61-78
J 11	Indiana	L....	69-80
J 16	Illinois.....	L.....	54-73
J 19	Purdue (19).....	L.....	73-100
J 23	Minnesota	L....	65-67
J 25	Iowa	W ...	69-63
J 30	Michigan State.....	L.....	81-83
F 1	Michigan (9).....	L.....	64-91
F 6	Indiana (18).....	L.....	69-78
F 8	Ohio State.....	L.....	71-73
F 13	Purdue	L....	78-80
F 15	Illinois.....	L....	74-82
F 20	Iowa.....	L.....	48-101
F 22	Minnesota.....	W	70-64
F 26	Michigan (10)	L....	74-97
M 2	Michigan State (17)..	L....	71-84
M 9	Northwestern.....	W	70-68

N1 — Fiesta Bowl Classic, Tucson, Ariz.

1986-87

Record: 14-17; Big Ten 4-14 (8th)
 Coach: Steve Yoder
N 28 Nebraska-Omaha W ...**86-47**
N 29 South Florida..... W ...**65-51**
 D 1 Marquette..... L71-84
D 4 South Carolina W ...**47-45**
 D 6 Central Michigan L66-80
 D 8 Miami (FL)..... W65-54
D 10 North Dakota St...... W ...**81-76**
 D 11 Northern Illinois (N1)..... W95-63
D 22 Eastern Illinois W ...**72-68**
D 23 Kentucky State W ...**87-59**
 D 27 Hawaii (N2)..... W82-77
 D 29 California (N2)..... W66-63
 D 30 Pittsburgh (N2) (17)..... L82-98
 J 3 Minnesota..... L67-69
 J 5 Iowa (2)..... L63-78
J 8 Illinois (12) L**66-68**
J 10 Purdue (6) L**48-57**
 J 15 Indiana (4)..... L65-103
 J 17 Ohio State..... L66-81
J 22 Michigan State L**78-81**
J 24 Michigan..... L**78-84**
 J 31 Northwestern..... W62-57
 F 5 Purdue (7)..... L62-70
 F 7 Illinois (14)..... L74-99
F 12 Ohio State L**69-83**
F 16 Indiana (2) (30T)..... L**85-86**
 F 18 Michigan..... L64-77
 F 21 Michigan State..... W65-63
M 1 Northwestern..... W ...**76-59**
M 5 Minnesota W ...**69-52**
M 8 Iowa (6) L**71-81**
 N1 — at Metro Centre, Rockford, Ill.
 N2 — Rainbow Classic, Honolulu

1987-88

Record: 12-16; Big Ten 6-12 (7th)
 Coach: Steve Yoder
N 28 South Florida..... W58-55
D 1 N. Illinois (N1) W ...**87-77**
 D 3 Eastern Illinois..... L52-59
D 5 Butler..... W ...**92-80**
 D 8 Southern Illinois..... L76-80
D 10 Marquette W ...**66-55**
D 12 Loyola (IL) L**75-78**
 D 28 UNLV (15) (N2)..... L65-102
 D 29 Northern Iowa (N2)..... W64-56
J 3 Wash. St. (N1) W ...**80-65**
J 9 Ohio State W ...**64-63**
 J 14 Indiana (15)..... L53-55
J 16 Illinois (20) L**65-80**
 J 21 Michigan (7)..... L54-65
J 25 Iowa (16)..... L**89-104**
J 30 Northwestern..... W ...**80-59**
 F 3 Purdue (6)..... L62-86
 F 8 Minnesota..... L62-71
F 11 Michigan (12) L**67-80**
 F 13 Ohio State..... L53-78
 F 21 Illinois..... L65-85
F 24 Indiana L**74-84**
F 28 Minnesota (N1) W ...**81-70**
M 3 Purdue (2) L**56-84**
 M 5 Northwestern..... W74-69
 M 10 Iowa (15)..... L70-103
 M 12 Michigan State..... W71-69
 N1 — Played at Dane County Coliseum
 N2 — Rebel Classic, Las Vegas

1988-89

Record: 18-12; Big Ten 8-10 (T6th)
 Coach: Steve Yoder
N 26 Oregon..... W ...**74-47**
N 28 Ferris State..... W ...**98-61**
 D 2 Maine (N1)..... W89-72
 D 3 Marquette (N1)..... W70-55
D 5 Eastern Illinois W ...**52-44**
 D 7 Loyola (IL)..... L76-90
 D 10 Butler..... W63-53
D 14 Denver..... W ...**89-34**
D 30 Eastern Michigan .. W ...**84-69**
J 4 Minnesota..... W ...**75-67**
 J 7 Ohio State (14)..... L70-73
 J 12 Illinois (2)..... L80-103
J 14 Purdue L**62-68**
J 19 Indiana (19) (OT)..... L**58-61**
J 21 Michigan (6)..... W ...**71-68**
 J 26 Iowa (12)..... L70-78
 J 28 Northwestern..... W59-58
F 2 Michigan St. (OT).... W ...**69-64**
 F 8 Minnesota..... L58-59
F 11 Iowa (8) W ...**65-54**
F 15 Northwestern..... W ...**72-60**
F 18 Illinois (5)..... W ...**72-52**
F 22 Marquette W ...**61-50**
 F 25 Michigan (13)..... L70-92
 M 2 Purdue..... L60-65
M 4 Ohio State W ...**77-65**
 M 9 Indiana (6)..... L64-75
 M 11 Michigan State..... L61-70
 NIT (Madison, Wis.)
M 15 New Orleans..... W ...**63-61**
M 20 St. Louis L**68-73**
 N1 — First Bank Classic, Milwaukee

1989-90

Record: 14-17; Big Ten 4-14 (T8th)
 Coach: Steve Yoder
N 24 E. Michigan (N1) L52-71
N 25 W. Kentucky (N1)..... W73-62
N 26 Bradley (N1)..... W63-57
N 28 North Dakota St...... W ...**81-55**
 D 1 Gonzaga (N2)..... W63-58
 D 2 Marquette (N2) (OT)..... W63-58
 D 4 Washington State..... L52-55
D 7 Western Illinois..... W ...**69-42**
D 9 Butler..... W ...**75-59**
D 15 Rollins..... W ...**68-46**
 D 28 Georgia (N3)..... L64-65
 D 29 Manhattan (N3)..... W63-48
 J 4 Illinois (4)..... L59-73
J 6 Michigan State L**61-64**
J 11 Iowa (OT)..... W ...**73-69**
 J 13 Ohio State..... L53-68
J 17 Purdue (24)..... L**54-56**
J 22 Minnesota (21)..... W ...**77-75**
J 25 Illinois (10) L**63-66**
 J 27 Northwestern..... L85-87
 F 1 Indiana (22)..... L61-85
F 3 Michigan (4)..... L**63-77**
 F 8 Michigan State (23)..... L57-60
 F 10 Iowa..... W80-71
F 15 Ohio State L**58-68**
 F 17 Purdue (12)..... L55-62
F 19 Marquette W ...**82-65**
 F 22 Minnesota (18)..... L67-68
M 1 Northwestern..... W ...**65-50**
M 3 Indiana..... L**68-70**
 M 8 Michigan (13)..... L64-94
 N1 — San Juan Shootout, San Juan, P.R.
 N2 — First Bank Classic, Milwaukee
 N3 — Tribune Classic, Tempe, Ariz.

1990-91

Record: 15-15; Big Ten 8-10 (7th)
 Coach: Steve Yoder
N 24 Oregon (OT)..... W72-70
N 29 San Francisco St. ... W ...**72-53**
 D 1 Southern Methodist..... W65-49
 D 4 Marquette..... L58-69
D 8 Southern Indiana L**66-78**
D 11 Nebraska..... L**63-75**
 D 15 Butler (20T)..... L88-94
D 22 Texas-Arlington..... W . **105-74**
D 31 Tennessee Tech W ...**71-65**
J 5 Portland..... W ...**74-50**
J 7 Minnesota W ...**72-62**
 J 10 Michigan State..... L50-65
 J 12 Ohio State (4)..... L60-92
J 17 Iowa (24)..... W ...**91-79**
J 19 Michigan (OT)..... L**68-69**
 J 24 Northwestern..... W74-57
J 26 Purdue W ...**66-44**
 J 30 Indiana (4)..... L57-73
 F 2 Illinois..... L62-70
F 9 Mich. St. (25) (20T)..... W**84-78**
F 14 Ohio State (2) L**71-73**
 F 16 Iowa..... W56-55
 F 21 Michigan..... L62-65
F 24 Northwestern..... W ...**79-76**
 F 28 Purdue..... L62-69
M 2 Indiana (5)..... L**61-74**
M 6 Illinois..... W ...**85-77**
 M 9 Minnesota..... L70-80
 NIT (Madison, Wis.)
M 13 Bowling Green (OT) W ...**87-79**
M 18 Stanford..... L**72-80**

1991-92

Record: 13-18; Big Ten 4-14 (9th)
 Coach: Steve Yoder
N 23 Loyola (IL) W ...**89-67**
N 25 SE Missouri St. (OT) ... W ...**82-71**
N 30 Portland..... W96-87
D 3 SMU..... L**64-66**
D 5 C. Conn. St. W ...**80-54**
D 7 Coastal Carolina..... W ...**91-57**
 D 11 Nebraska..... L67-86
D 13 Sam Houston St...... W ...**98-75**
D 21 Howard..... W ...**64-57**
 D 27 Washington St. (N1)..... L51-73
 D 29 Navy (N1)..... W93-58
 D 30 Fresno State (N1)..... L68-71
J 4 Marquette W ...**81-63**
J 8 Northwestern..... W ...**69-67**
J 11 Indiana (10) L**63-79**
J 15 Minnesota L**48-49**
 J 22 Illinois..... L67-74
 J 25 Michigan (16)..... L83-98
 J 29 Iowa..... L66-73
F 2 Purdue W ...**79-69**
 F 5 Ohio State (8)..... L72-86
F 8 Michigan St. (11)..... L**64-79**
 F 12 Michigan State (12)..... L61-76
F 15 Ohio State (8) L**63-67**
F 20 Illinois..... W ...**92-78**
F 26 Michigan (17) W ...**96-78**
 F 29 Purdue..... L51-61
 M 4 Minnesota..... L57-76
M 7 Iowa L**65-70**
 M 12 Indiana (4)..... L41-66
 M 14 Northwestern..... L65-76
 N1 — at Rainbow Classic, Honolulu

Note: Home Games are listed in BOLD

1992-93

Record: 14-14; Big Ten 7-11 (T8th)
Coach: Stu Jackson

D 1	Loyola (IL).....	L.....	66-68
D 5	UW-Green Bay.....	W ...	70-65
D 8	Bethune-Cookman... W ...	75-50	
D 12	UW-Milwaukee..... L....	72-77	
D 14	Charleston South... W .	101-72	
D 23	Detroit Mercy W .	108-86	
D 29	Alcorn State..... W .	110-81	
D 31	Fairfield..... W ...	76-55	
J 2	Marquette.....	W.....	77-67
J 9	Michigan (3)..... L....	73-98	
J 13	Purdue (17).....	L.....	60-76
J 16	Minnesota (19)..... W ...	79-70	
J 20	Ohio State (24)..... W ...	76-67	
J 23	Michigan State (21).....	W.....	67-66
J 27	Illinois.....	L.....	72-80
J 30	Penn State.....	W.....	75-68
F 3	Northwestern..... W .	101-87	
F 10	Michigan (4).....	L.....	66-85
F 13	Purdue (18) (20T).... L....	87-90	
F 18	Minnesota.....	L.....	71-85
F 20	Ohio State.....	L.....	70-80
F 24	Michigan State W ...	65-62	
F 28	Illinois..... W ...	74-66	
M 3	Penn State..... L....	58-62	
M 6	Northwestern.....	L.....	89-100
M 10	Iowa (17).....	L.....	65-91
M 14	Indiana (2)..... L....	80-87	
	NIT (Madison, Wis.)		
M 17	Rice..... L....	73-77	

1993-94

Record: 18-11; Big Ten 8-10 (7th)
Coach: Stu Jackson

N 27	UW-Milwaukee..... W .	106-84	
D 4	Loyola Marymount.....	W ...	103-67
D 8	UW-Green Bay..... W ...	64-50	
D 11	Texas Tech.....	W.....	91-88
D 13	Eastern Michigan ... W ...	94-68	
D 23	Miss. Valley St. W .	115-79	
D 27	Stanford..... W ...	80-73	
D 29	Grambling..... W .	103-83	
J 2	Marquette (24)..... W ...	71-52	
J 6	Penn State.....	W.....	71-56
J 8	Ohio State W ...	69-55	
J 12	Minnesota (18).....	L.....	53-90
J 15	Purdue (9) W ...	75-69	
J 19	Michigan State.....	L.....	60-70
J 25	Illinois..... W ...	66-56	
J 29	Michigan (15).....	L.....	75-79
F 2	Michigan State W ...	87-62	
F 5	Ohio State.....	L.....	57-73
F 9	Penn State..... W ...	77-64	
F 12	Minnesota (23)..... L..	78-109	
F 16	Purdue (9).....	L.....	64-67
F 19	Northwestern..... L....	71-75	
F 27	Illinois.....	L.....	65-76
M 2	Michigan (3)..... W ...	71-58	
M 5	Northwestern.....	L.....	54-66
M 9	Iowa W ...	95-71	
M 12	Indiana (18).....	L.....	65-78
	NCAA Tournament		
	(West Regional, Ogden, Utah)		
M 17	Cincinnati (25).....	W.....	80-72
M 19	Missouri (5).....	L.....	96-109

Note: Home Games are listed in BOLD

1994-95

Record: 13-14; Big Ten 7-11 (9th)
Coach: Stan Van Gundy

N 26	Wright State..... W ...	86-63	
N 30	UW-Green Bay..... W ...	61-57	
D 3	Texas Tech W ...	70-65	
D 6	Valparaiso W ...	69-51	
D 10	Eastern Michigan.....	L.....	76-92
D 14	UW-Milwaukee..... W ...	90-64	
D 23	Loyola-Mary..... W ...	75-60	
D 27	Stanford.....	L.....	78-95
D 31	Marquette.....	L.....	65-80
J 4	Michigan St. (14).... L....	64-78	
J 7	Indiana (21).....	L.....	70-73
J 11	Ohio State.....	W.....	81-59
J 14	Minnesota W ...	74-67	
J 21	Iowa.....	L.....	84-96
J 26	Penn State..... L....	67-78	
J 28	Northwestern..... W ...	97-73	
F 1	Michigan.....	L.....	58-62
F 4	Illinois..... W ...	73-60	
F 11	Michigan..... W ...	70-65	
F 15	Northwestern.....	W.....	70-56
F 18	Penn State.....	L.....	67-74
F 22	Iowa L....	77-84	
F 26	Purdue (21).....	L.....	56-66
F 28	Minnesota.....	L.....	70-78
M 4	Ohio State W ...	80-69	
M 8	Indiana L....	70-72	
M 11	Michigan State (9).....	L.....	72-97

1995-96

Record: 17-15; Big Ten 8-10 (8th)
Coach: Dick Bennett

N 20	Villanova (N1) (3).....	L.....	58-66
N 21	UCLA (N1) (4).....	L.....	57-68
N 22	Chaminade (N1).....	W.....	104-66
N 28	NE Illinois..... W ...	89-55	
D 2	Temple (OT) W ...	57-54	
D 5	Wright State.....	W.....	94-91
D 9	St. Bonaventure L....	62-76	
D 11	Providence.....	L.....	57-58
D 14	Valparaiso W ...	90-73	
D 23	UW-Milwaukee..... W ...	94-63	
D 28	Eastern Illinois W .	105-70	
D 31	Marquette W ...	55-46	
J 3	Michigan (21) W ...	51-46	
J 7	Penn State.....	L.....	50-79
J 10	Indiana.....	L.....	55-81
J 13	Iowa (11)..... W ...	80-71	
J 17	Michigan State W ...	61-48	
J 20	Northwestern.....	L.....	52-62
J 24	Minnesota (OT) W ...	73-65	
J 31	Ohio State.....	L.....	55-63
F 3	Illinois.....	W.....	57-56
F 7	Purdue (14)..... L....	42-75	
F 10	Ohio State W ...	62-56	
F 17	Minnesota.....	L.....	66-70
F 21	Northwestern..... L....	71-82	
F 24	Michigan State.....	W.....	73-52
F 28	Iowa (20).....	L.....	54-69
M 2	Indiana L....	68-76	
M 6	Penn State (16) W ...	54-52	
M 9	Michigan.....	L.....	51-65
	NIT (Madison, Wis.)		
M 13	Manhattan..... W ...	55-42	
M 18	Illinois State L....	62-77	
N1	— Maui Invitational		

1996-97

Record: 18-10; Big Ten 11-7 (T4th)
Coach: Dick Bennett

N 23	Memphis (N1).....	W.....	49-46
N 30	UNC-Wilmington W ...	68-35	
D 4	Temple (OT).....	W.....	64-57
D 7	Brown W ...	52-30	
D 10	UW-Milwaukee..... W ...	61-41	
D 14	St. Bonaventure.....	W.....	77-68
D 23	Providence L....	57-59	
D 26	Ball State W ...	74-59	
D 31	Marquette.....	L.....	52-59
J 2	Minnesota (15).....	L.....	48-65
J 4	Indiana (12) W ...	71-58	
J 9	Michigan State L....	50-58	
J 11	Iowa.....	L.....	53-78
J 18	Penn State..... W ...	64-45	
J 22	Purdue.....	L.....	52-60
J 25	Illinois.....	W.....	73-56
J 29	Northwestern..... W ...	55-53	
F 1	Ohio State.....	L.....	42-60
F 6	Michigan (13) W ...	58-53	
F 8	Northwestern.....	W.....	56-44
F 12	Illinois (20) W ...	62-45	
F 15	Purdue W ...	69-52	
F 19	Penn State.....	W.....	49-45
F 26	Iowa W ...	49-48	
M 1	Michigan State.....	L.....	49-68
M 5	Indiana (25).....	L.....	66-70
M 8	Minnesota (2) W ...	66-65	
	NCAA Tournament		
	(East Regional, Pittsburgh, Pa.)		
M 14	Texas.....	L.....	58-71
N1	— at Ottawa, Ont.		

1997-98

Record: 12-19; Big Ten 3-13 (T9th)
Coach: Dick Bennett

N 14	Marquette L....	60-65	
N 18	Illinois State (24).... W ...	80-66	
N 24	Pepperdine.....	L.....	66-77
N 28	Pacific (N1).....	L.....	48-55
N 29	Oklahoma (N1) (18).....	W.....	75-64
N 30	Montana (N1).....	W.....	78-61
D 6	Temple (20)..... L....	49-59	
D 9	Toledo (OT) W ...	73-68	
D 13	Ball State.....	L.....	56-68
D 20	Coppin State W ...	71-63	
D 23	Nevada W ...	62-53	
D 27	Fresno State.....	W.....	64-60
D 31	Michigan (18) L....	63-76	
J 3	Ohio State.....	W.....	64-59
J 8	Michigan State.....	L.....	40-63
J 14	Penn State..... W ...	76-57	
J 17	Northwestern..... W ...	56-33	
J 21	Illinois.....	L.....	48-62
J 25	Indiana L....	59-69	
J 27	Minnesota.....	L.....	48-58
J 31	Purdue (10).....	L.....	59-82
F 3	Iowa (24)..... L....	76-79	
F 7	Illinois (OT)..... L....	47-53	
F 11	Northwestern.....	L.....	39-47
F 14	Penn State.....	L.....	69-75
F 18	UW-Milwaukee..... W ...	65-58	
F 21	Michigan St. (14).... L....	47-56	
F 25	Ohio State L....	56-61	
F 28	Michigan (21).....	L.....	70-76
	Big Ten Tournament		
	(United Center, Chicago, Ill.)		
M 5	Penn State.....	W.....	52-51
M 6	Illinois (18).....	L.....	61-66
N1	— Big Island Invitational, Hilo, Hawaii		
	*Home games played at Kohl Center beg. 1/17		

1998-99

Record: 22-10; Big Ten 9-7 (T3rd)
Coach: Dick Bennett

N 14 Loyola Chicago W ... 66-29
N 16 UW-Milwaukee W ... 75-63
N 20 New Mexico St. (#)..... L52-66
N 21 Virginia (#)..... W66-56
N 22 Nebraska (#)..... W78-41
N 28 Rhode Island..... W65-59
D 2 Northern Illinois W ... 67-52
D 5 Illinois State..... W71-54
D 9 Temple (16)..... W63-56
D 12 Pepperdine W ... 57-51
D 15 Texas..... W65-62
D 23 Marquette..... W61-45
D 27 Fresno State W ... 87-65
D 30 Michigan..... L55-59
J 2 Ohio State (OT) L ... 74-78
J 6 Michigan St. (12) W ... 66-51
J 10 Purdue (9) W ... 61-56
J 13 Penn State..... W61-58
J 16 Northwestern..... W57-49
J 20 Illinois W ... 75-53
J 23 Iowa (14)..... W72-52
J 30 Minnesota (19) W ... 61-50
F 3 Indiana (21)..... L60-71
F 6 Illinois..... L51-53
F 10 Northwestern W ... 57-45
F 13 Penn State W ... 73-63
F 21 Michigan State (4)..... L51-56
F 24 Ohio State (10)..... L54-63
F 27 Michigan L ... 39-51

Big Ten Tournament
(United Center, Chicago, Ill.)

M 5 Iowa (20)..... W74-50
M 6 Michigan State (2)..... L41-56

NCAA Tournament
(East Regional, Charlotte, N.C.)

M 12 SW Missouri State..... L32-43
--

— Top of the World Classic, Fairbanks, AK

1999-2000

Record: 22-14, Big Ten 8-8 (6th)
Coach: Dick Bennett

N 12 Missouri (%)..... W66-55
N 13 Syracuse (%)..... L49-68
N 20 Ball State W ... 60-50
N 23 UW-Milwaukee..... W69-49
N 30 Wake Forest (#)..... L48-67
D 3 Rhode Island W ... 66-43
D 7 Texas (10) W ... 61-45
D 8 UW-Green Bay W ... 55-34
D 11 South Florida..... L63-66
D 14 Northern Illinois..... L51-55
D 23 Marquette W ... 86-74
D 29 Temple (17) W ... 62-44
J 5 Indiana (10)..... L67-71
J 8 Illinois (19) W ... 63-59
J 13 Ohio State (17) L ... 51-53
J 15 Purdue..... L52-63
J 19 Penn State..... L61-76
J 22 Minnesota W ... 85-53
J 26 Purdue W ... 55-45
J 29 Iowa L ... 55-61
F 2 Ohio State (5)..... L48-51
F 5 Minnesota..... W66-64
F 12 Michigan State (6) ... L ... 44-61
F 16 Michigan W ... 75-59
F 19 Michigan State (6)..... L54-59
F 23 Iowa..... W54-45
M 1 Northwestern..... W62-46
M 5 Indiana (14) W ... 56-53

Big Ten Tournament
(United Center, Chicago, Ill.)

M 9 Northwestern..... W51-41
M 10 Purdue (22)..... W78-66
M 11 Michigan State (5)..... L46-55

NCAA Tournament
(West Regional, Salt Lake City, Utah and Albuquerque, N.M.)

M 16 Fresno State..... W66-56
M 18 Arizona (4)..... W66-59
M 23 LSU (10)..... W61-48
M 25 Purdue (25)..... W64-60

NCAA Final Four
(Indianapolis, Ind.)

A 1 Michigan State (2)..... L41-53
--

% — NABC Classic, Syracuse, N.Y.
— ACC-Big Ten Challenge

2000-01

Record: 18-11, Big Ten 9-7 (5th)
Coach: Dick Bennett/Brad Soderberg

N 21 Tennessee..... L58-66
N 25 Northern Illinois W ... 68-64
N 29 Maryland #(13)(OT)..... W78-75
D 2 Xavier W ... 61-46
D 6 UW-Green Bay..... W61-53
D 9 Ohio W ... 65-46
D 14 Temple..... W66-58
D 16 UW-Milwaukee W ... 55-47
D 23 Marquette..... W52-47
D 30 South Florida (OT) ... W ... 63-61
J 4 Indiana W ... 49-46
J 6 Minnesota..... L49-54
J 10 Purdue..... L67-73
J 13 Michigan St. (3) (OT)..... L59-69
J 16 Iowa (14) W ... 67-54
J 24 Ohio State W ... 57-42
J 27 Penn State W ... 63-58
J 30 Butler L ... 44-58
F 3 Michigan..... W60-41
F 7 Purdue W ... 73-54
F 10 Ohio State..... L58-63
F 13 Illinois (4)..... L67-68
F 18 Northwestern W ... 59-37
F 21 Minnesota W ... 64-54
F 24 Indiana..... L55-85
F 27 Michigan State (3) ... L ... 47-51
M 3 Iowa..... W59-57

Big Ten Tournament
(United Center, Chicago, Ill.)

M 9 Indiana..... L52-64

NCAA Tournament
(West Regional, Boise, Idaho)

M 15 Georgia State..... L49-50

— ACC-Big Ten Challenge, Milwaukee

2001-02

BIG TEN CHAMPIONS
Record: 19-13, Big Ten 11-5 (T1st)
Coach: Bo Ryan

N 17 UNLV..... L69-74
N 23 Hawaii-Hilo%..... W78-62
N 24 Weber State%..... L69-73
N 25 Hawaii%..... L57-60
N 28 Georgia Tech#..... L61-62
D 1 UW-Green Bay W ... 70-57
D 3 Temple (20T) L ... 67-70
D 8 Ohio..... W77-71
D 10 Xavier..... L48-57
D 15 Furman W ... 68-60

D 22 Marquette (14) W ... 86-63
D 27 UW-Milwaukee..... W81-79
D 29 Tennessee W ... 65-62
J 2 Iowa..... L57-69
J 5 Illinois (7) W ... 72-66
J 9 Penn State..... L49-51
J 12 Michigan State (25)..... W64-63
J 16 Minnesota W ... 73-64
J 19 Purdue W ... 77-66
J 23 Illinois (9)..... L48-80
J 26 Penn State W ... 66-63
J 30 Northwestern..... L60-69
F 2 Michigan..... L53-64
F 6 Ohio State (16) (OT) .. W ... 94-92
F 9 Northwestern W ... 73-44
F 13 Indiana (22)..... W64-63
F 16 Minnesota..... W67-62
F 19 Iowa W ... 64-56
F 27 Michigan W ... 74-54

Big Ten Tournament
(Conseco Fieldhouse, Indianapolis, Ind.)

M 8 Iowa..... L56-58

NCAA Tournament
(East Regional, Washington, D.C.)

M 15 St. John's..... W80-70
M 17 Maryland (4)..... L57-87

% — Big Island Invitational, Hilo, Hawaii
— ACC-Big Ten Challenge

2002-03

BIG TEN CHAMPIONS
Record: 24-8 Big Ten 12-4 (1st)
Coach: Bo Ryan

N 15 E. Washington W ... 81-55
N 16 N. Illinois W ... 84-56
N 23 UW-Milwaukee W ... 83-72
N 30 UW-Green Bay..... W69-52
D 4 Wake Forest# L ... 80-90
D 7 UNLV W ... 91-74
D 11 New Hampshire W ... 85-36
D 14 Marquette (16)..... L54-63
D 21 Texas Southern W ... 81-58
D 23 Ohio W ... 75-51
J 2 Temple..... W80-67
J 4 Chicago State W ... 73-45
J 8 Michigan..... L65-66
J 11 Illinois (10)..... L63-69
J 15 Minnesota W ... 66-50
J 18 Ohio State..... W53-52
J 22 Iowa W ... 74-61
J 29 Northwestern W ... 69-50
F 1 Penn State W ... 86-55
F 5 Purdue (24)..... L60-78
F 8 Northwestern..... W74-59
F 11 Michigan State W ... 64-53
F 15 Indiana W ... 71-59
F 19 Penn State..... L57-58
F 22 Iowa..... W61-53
F 26 Michigan W ... 73-42
M 2 Minnesota..... W69-61
M 5 Illinois (14) W ... 60-59

Big Ten Tournament
(United Center, Chicago, Ill.)

M 14 Ohio State..... L50-58

NCAA Tournament
(Midwest Regional, Spokane, Wash. and Minneapolis, Minn.)

M 20 Weber State..... W81-74
M 22 Tulsa..... W61-60
M 27 Kentucky (1)..... L57-63

— ACC-Big Ten Challenge

Note: Home Games are listed in BOLD

2003-04

BIG TEN TOURNAMENT CHAMPIONS

Record: 25-7, Big Ten 12-4 (T2nd)

Coach: Bo Ryan

N 21	Pennsylvania	W	64-53
N 25	Eastern Illinois	W	81-47
N 29	Rutgers	W	55-43
D 2	Maryland# (OT)	L	67-73
D 6	Detroit	W	68-42
D 10	UW-Green Bay	W	73-57
D 13	UW-Milwaukee	W	89-71
D 20	Marquette (23)	W	63-59
D 27	Ohio%	W	71-48
D 30	Alabama	L	56-71
J 3	Coll. of Charleston	W	75-49
J 6	Indiana	W	79-45
J 10	Michigan State	W	77-64
J 14	Purdue	L	51-53
J 21	Michigan	W	74-63
J 24	Illinois	W	76-56
J 28	Ohio State	W	69-57
F 4	Minnesota	W	80-66
F 7	Northwestern	L	51-69
F 11	Iowa	W	54-52
F 14	Ohio State	W	78-48
F 18	Illinois	L	57-65
F 22	Michigan	L	59-71
F 25	Penn State	W	68-45
F 29	Purdue	W	82-46
M 2	Michigan State (OT)	W	68-64
M 6	Indiana	W	70-52
Big Ten Tournament			
(Conseco Fieldhouse, Indianapolis, Ind.)			
M 12	Minnesota	W	66-52
M 13	Michigan State	W	68-66
M 14	Illinois (12)	W	70-53
NCAA Tournament			
(E. Rutherford Regional, Milwaukee, Wis.)			
M 19	Richmond	W	76-64
M 21	Pittsburgh (9)	L	55-59
# — ACC-Big Ten Challenge			
% — Rock-N-Roll Shootout, Cleveland, Ohio			

2004-05

Record: 25-9, Big Ten 11-5 (3rd)

Coach: Bo Ryan

N 20	Pennsylvania	W	77-44
N 23	UC-Santa Barbara	W	72-61
N 27	Pepperdine	L	61-75
N 30	Maryland (12)#	W	69-64
D 4	Rutgers	W	70-62
D 7	UW-Green Bay	W	65-55
D 11	Marquette	L	54-63
D 15	UW-Milwaukee	W	66-37
D 23	UNC-Greensboro	W	85-53
D 27	Western Carolina	W	89-49
D 29	Alabama (18)	W	76-62
J 5	Purdue	W	77-68
J 8	Indiana	L	61-74
J 11	Ohio State	W	72-66
J 16	Michigan St. (15)	W	62-59
J 22	Michigan	W	72-61
J 25	Illinois (1)	L	65-75
J 29	Penn State	W	76-50
F 2	Northwestern	W	73-58
F 5	Minnesota	L	50-60
F 9	Iowa	W	72-69
F 12	Illinois (1)	L	59-70
F 16	Michigan	W	76-50
F 24	Michigan State (10)	L	64-77

F 27	Ohio State	W	64-56
M 1	Indiana	W	62-60
M 5	Purdue	W	64-52
Big Ten Tournament			
(United Center, Chicago, Ill.)			
M 11	Ohio State	W	60-49
M 12	Iowa	W	59-56
M 13	Illinois (1)	L	43-54
NCAA Tournament			
(Syracuse Regional, Oklahoma City, Okla. and Syracuse, N.Y.)			
M 18	Northern Iowa	W	57-52
M 20	Bucknell	W	71-62
M 25	N.C. State	W	65-56
M 27	North Carolina (2)	L	82-88
# — ACC-Big Ten Challenge			

2005-06

Record: 19-12, Big Ten 9-7 (T4th)

Coach: Bo Ryan

N 18	Norfolk State^	W	80-51
N 19	E. Kentucky^ (OT)	W	95-89
N 21	Old Dominion^	W	84-81
N 26	Coastal Carolina	W	92-54
N 29	Wake Forest# (24)	L	88-91
D 3	Pepperdine	W	71-55
D 7	UW-Green Bay	W	82-62
D 10	Marquette	W	77-63
D 12	UNC-Wilmington	W	54-51
D 15	UW-Milwaukee	W	74-68
D 28	Louisiana Tech	W	78-52
D 31	Pittsburgh	L	64-73
J 5	Iowa	W	66-52
J 8	Michigan State (7)	W	82-63
J 10	Minnesota	W	64-62
J 14	Northwestern	W	68-52
J 18	Ohio State (19)	L	67-77
J 21	North Dakota State	L	55-62
J 25	Penn State	W	72-43
J 28	Michigan	L	76-85
J 31	Illinois (6)	L	51-66
F 4	Purdue	L	62-70
F 8	Indiana (24)	W	72-54
F 11	Penn State	W	82-62
F 15	Ohio State (12)	W	78-73
F 23	Northwestern	L	51-62
F 26	Minnesota	W	80-74
M 2	Michigan State (25)	L	65-74
M 4	Iowa (23)	L	44-59
Big Ten Tournament			
(Conseco Fieldhouse, Indianapolis, Ind.)			
M 10	Indiana	L	56-61
NCAA Tournament			
(Minneapolis Regional, Philadelphia, Pa.)			
M 17	Arizona (2)	L	75-94
^ — U.S. Virgin Islands Paradise Jam			
# — ACC-Big Ten Challenge			

2006-07

Record: 30-6, Big Ten 13-3 (2nd)

Coach: Bo Ryan

N 12	Mercer	W	72-48
N 15	UW-Green Bay	W	79-62
N 19	Southern^	W	92-39
N 21	Delaware State^	W	64-52
N 24	Missouri State^	L	64-66
N 25	Auburn^	W	77-63
N 28	Florida State#	W	81-66
D 2	Florida International	W	79-63

D 4	Winthrop (OT)	W	82-79
D 9	Marquette (17)	W	70-66
D 13	UW-Milwaukee	W	68-49
D 16	Pitt (2)	W	89-75
D 23	Pacific	W	83-47
D 27	Gardner-Webb	W	98-40
D 31	Georgia	W	64-54
J 6	Minnesota	W	68-45
J 9	Ohio State (5)	W	72-69
J 13	Northwestern	W	56-50
J 17	Purdue	W	69-64
J 20	Illinois	W	71-64
J 24	Michigan	W	71-58
J 28	Iowa	W	57-46
J 31	Indiana	L	66-71
F 3	Northwestern	W	69-52
F 7	Penn State	W	71-58
F 10	Iowa	W	74-62
F 14	Minnesota	W	75-62
F 17	Penn State	W	75-49
F 20	Michigan State	L	55-64
F 25	Ohio State (2)	L	48-49
M 3	Michigan State	W	52-50
Big Ten Tournament			
(United Center, Chicago, Ill.)			
M 9	Michigan State	W	70-57
M 10	Illinois	W	53-41
M 11	Ohio State (1)	L	49-66
NCAA Tournament			
(Midwest Regional, Chicago, Ill.)			
M 16	Texas A&M-C.C.	W	76-63
M 18	UNLV	L	68-74
^ — South Padre Invitational			
# — ACC-Big Ten Challenge			

2007-08

BIG TEN CHAMPIONS

BIG TEN TOURNAMENT CHAMPIONS

Record: 31-5, Big Ten 16-2 (1st)

Coach: Bo Ryan

N 11	IPFW	W	83-55
N 15	Savannah State!	W	79-32
N 16	Florida A&M!	W	88-40
N 17	Colorado!	W	78-52
N 24	Georgia	W	68-49
N 27	Duke# (7)	L	58-82
D 3	Wofford	W	70-43
D 8	Marquette (11)	L	76-81
D 12	Milwaukee	W	61-39
D 15	Green Bay	W	70-52
D 22	Valparaiso	W	68-58
D 29	Texas (9)	W	67-66
D 2	Michigan	W	70-54
J 5	Iowa	W	64-51
J 10	Illinois	W	70-60
J 15	Penn State	W	80-55
J 19	Northwestern	W	62-50
J 22	Michigan	W	64-61
J 26	Purdue	L	56-60
J 31	Indiana (11)	W	62-49
F 3	Minnesota	W	63-47
F 6	Iowa	W	60-54
F 9	Purdue (24)	L	67-72
F 13	Indiana (13)	W	68-66
F 16	Minnesota	W	65-56
F 20	Illinois	W	71-57
F 24	Ohio State	W	58-53
F 28	Michigan St. (19)	W	57-42
M 5	Penn State	W	77-41
M 8	Northwestern	W	65-52

Note: Home Games are listed in BOLD

Big Ten Tournament
(Conseco Fieldhouse, Indianapolis, Ind.)

M 14 Michigan W.....51-34

M 15 Michigan State (19)... W.....65-63

M 16 Illinois W.....61-48

NCAA Tournament
(Midwest Regional, Omaha, Neb. & Detroit, Mich.)

M 20 Cal State Fullerton..... W.....71-56

M 22 Kansas State W.....72-55

M 28 Davidson (23) L.....56-73

! — America's Youth Classic

— ACC-Big Ten Challenge

2008-09

Record: 20-13, Big Ten 10-8 (T4th)
Coach: Bo Ryan

N 16 Long Beach State ... W ...68-61

N 18 SIU-Edwardsville W ...88-58

N 21 vs. Iona (OT)^ W.....60-58

N 23 vs. San Diego^ W.....64-49

N 24 vs. Connecticut (2)^.. L.....57-76

N 29 UW-Milwaukee..... W ...67-46

D 1 Virginia Tech# W.....74-72

D 6 Marquette (25) L.....58-61

D 9 Idaho State W ...60-58

D 13 Green Bay..... W ...77-57

D 20 Coppin State W ...57-46

D 23 Texas (9) L ...69-74

D 31 Michigan (23)..... W.....73-61

J 3 Penn State..... W ...65-61

J 7 Northwestern..... W ...74-45

J 11 Purdue (14)..... L.....52-65

J 15 Minnesota (18) (OT) .. L ...74-78

J 21 Iowa (OT) L.....69-73

J 24 Illinois (25)..... L.....57-64

J 27 Purdue (16)..... L ...63-64

J 31 Northwestern..... L.....63-66

F 5 Illinois (23) W ...63-50

F 8 Penn State..... W.....54-44

F 11 Iowa W ...69-52

F 14 Ohio State (24)..... W ...55-50

F 19 Indiana W.....68-51

F 22 Michigan State (6)..... L.....50-61

M 1 Michigan..... W ...60-55

M 4 Minnesota L.....46-51

M 8 Indiana W ...85-61

Big Ten Tournament
(Conseco Fieldhouse, Indianapolis, Ind.)

M 13 Ohio State L.....57-61

NCAA Tournament
(West Regional, Boise, Idaho)

M 20 Florida St. (16) (OT).. W61-59

M 22 Xavier (20) L.....49-60

^ — U.S. Virgin Islands Paradise Jam

— ACC-Big Ten Challenge

2009-10

Record: 24-9, Big Ten 13-5 (4th)
Coach: Bo Ryan

N 15 IPFW..... W ...75-46

N 18 Oakland W ...58-42

N 23 Arizona^ W.....65-61

N 24 Gonzaga^ L.....61-74

N 25 Maryland (21)^ W.....78-69

D 2 Duke (6)# W ...73-69

D 5 Grambling State W ...79-46

D 9 Green Bay (OT) L.....84-88

D 12 Marquette W ...72-63

D 16 Cal Poly W ...90-42

D 23 Milwaukee..... W ...68-58

D 27 Illinois-Chicago..... W ...79-43

D 31 Ohio State (15)..... W ...65-43

J 3 Penn State..... W.....63-46

J 6 Michigan State (10)... L.....47-54

J 9 Purdue (4) W ...73-66

J 13 Northwestern..... W.....60-50

J 16 Ohio State L.....51-60

J 20 Michigan..... W ...54-48

J 24 Penn State (OT)..... W ...79-71

J 28 Purdue (10) L.....57-60

F 2 Michigan State (5) .. W ...67-49

F 6 Michigan W.....62-44

F 9 Illinois..... L ...56-63

F 13 Indiana W ...83-55

F 18 Minnesota L.....52-68

F 21 Northwestern..... W ...70-63

F 25 Indiana W.....78-46

M 3 Iowa W ...67-40

M 7 Illinois W.....72-57

Big Ten Tournament
(Conseco Fieldhouse, Indianapolis, Ind.)

M 12 Illinois L.....54-58

NCAA Tournament
(East Regional, Jacksonville, Fla.)

M 19 Wofford W53-49

M 21 Cornell..... L.....69-87

^ — EA Sports Maui Invitational

— ACC-Big Ten Challenge

2010-11

Record: 25-9, Big Ten 13-5 (3rd)
Coach: Bo Ryan

N 14 Prairie View A&M ... W ...99-55

N 15 North Dakota W ...85-53

N 20 UNLV L.....65-68

N 25 vs. Manhattan^ W.....60-58

N 26 vs. Boston College^ .. W.....64-49

N 28 vs. Notre Dame^ L.....57-76

D 1 NC State# W ...87-48

D 4 South Dakota..... W ...76-61

D 8 Milwaukee..... W ...61-40

D 11 Marquette W.....69-64

D 13 Green Bay..... W ...70-56

D 23 Coppin State W ...80-56

D 28 Minnesota (14)..... W ...68-60

J 2 Illinois (25)..... L.....61-69

J 5 Michigan..... W ...66-50

J 11 Michigan St. (OT)..... L.....61-64

J 15 Illinois (16) W ...76-66

J 20 Indiana W ...69-60

J 23 Northwestern..... W.....78-46

J 29 Penn State..... L.....52-56

F 1 Purdue (11)..... W ...66-59

F 6 Michigan State W ...82-56

F 9 Iowa (OT) W.....62-59

F 12 Ohio State (1) W ...71-67

F 16 Purdue (11)..... L.....62-70

F 20 Penn State..... W ...76-66

F 23 Michigan W.....53-52

F 27 Northwestern..... W ...78-63

M 3 Indiana W.....77-67

M 6 Ohio State (1)..... L.....65-93

Big Ten Tournament
(Conseco Fieldhouse, Indianapolis, Ind.)

M 11 Penn State L.....33-36

NCAA Tournament
(Southeast Regional, Tucson, Ariz. & New Orleans, La.)

M 17 Belmont..... W72-58

M 19 Kansas State (21)..... W.....70-65

M 24 Butler..... L.....54-61

^ — Old Spice Classic, Orlando, Fla.

— ACC-Big Ten Challenge

2011-12

Record: 23-8, Big Ten 12-6 (4th)
Coach: Bo Ryan

N 12 Kennesaw State W ...85-31

N 16 Colgate..... W ...68-41

N 19 Wofford^ W ...69-33

N 22 UMKC^ W ...77-31

N 25 vs. Bradley^ W.....66-43

N 26 vs. BYU^ W.....73-56

N 30 N. Carolina (5)#..... L.....57-60

D 3 Marquette (16)..... L ...54-61

D 7 Green Bay..... W ...70-42

D 10 UNLV W ...62-51

D 13 Milwaukee W.....60-54

D 15 Savannah State W ...66-33

D 23 Miss. Valley St. W ...79-45

D 27 Nebraska W.....64-40

D 31 Iowa L ...65-72

J 3 Mich. St. (10) (OT) ... L ...60-63

J 8 Michigan (16)..... L.....41-59

J 12 Purdue W.....67-62

J 15 Nebraska..... W ...50-45

J 18 Northwestern..... W ...77-57

J 22 Illinois (22)..... W.....67-63

J 26 Indiana (16) W ...57-50

J 31 Penn State..... W.....52-46

F 4 Ohio State (3) L ...52-58

F 9 Minnesota (OT) W.....68-61

F 16 Michigan State (7)..... L.....55-69

F 19 Penn State..... W ...65-55

F 23 Iowa L.....66-67

F 26 Ohio State (8)..... W.....63-60

F 28 Minnesota W ...52-45

M 4 Illinois..... W ...70-56

^ — Chicago Invitational Challenge

— ACC-Big Ten Challenge

UW Exhibition Games

Wisconsin has, for years, squared off in one or two exhibition games as a tune-up for the regular season. Below is a listing of those contests.

11/5/11	UW-Stevens Points	W, 80-54
11/6/10	UW-La Crosse	W, 84-59
11/10/10	Minnesota State	W, 93-59
11/11/09	UW-Superior	W, 80-47
11/4/09	Bemidji State	W, 90-54
11/11/08	UW-Whitewater	W, 64-47
11/1/08	Augustana	W, 81-57
11/7/07	Eau Claire	W, 74-35
11/4/07	Edgewood Coll.	W, 77-48
11/8/06	Carroll College	W, 81-61
11/3/06	UW-Stout	W, 82-33
11/14/05	Lawrence	W, 81-46
11/5/05	UW-River Falls	W, 79-52
11/16/04	UW-Platteville	W, 78-44
11/10/04	UW-Parkside	W, 81-42
11/17/03	Charl. Lowgators	W, 102-95
11/8/03	EA Sports	W, 103-81
11/17/02	EA Sports	W, 71-52
11/13/02	Gallos de Palea	W, 97-55
11/13/01	Ath. in Action	W, 82-57
11/10/01	EA Sports	W, 95-64
11/11/00	Ath. in Action	W, 69-66
11/4/00	BWBA	W, 73-59
11/8/99	Ath. in Action	W, 73-54
11/6/99	Calif. All-Stars	W, 99-65
11/9/98	Calif. All-Stars	W, 67-40
11/5/98	Ath. in Action	W, 80-71
11/10/97	Ath. in Action	W, 54-51
11/5/97	Yugoslavia	W, 64-48
11/13/96	Australian Select.	W, 78-65
11/8/96	Ath. in Action	W, 75-63
11/15/95	Marathon	W, 84-68
11/7/95	Georgia Select.	W, 79-33
11/20/94	Marathon Oil	W, 91-73
11/8/94	Croatia Nat'l's	W, 81-62
11/21/93	Marathon	W, 106-84
11/16/93	Slovakia Und.-22.	W, 99-20
11/22/92	Marathon	W, 98-91
11/17/92	Russian National.	L, 81-87
11/17/91	Brazil Ripasa	W, 64-62
11/7/91	Ath. in Action	W, 103-95
11/18/90	Marathon	W, 94-77
11/8/90	Ukraine Nat'l's	W, 91-74
11/19/89	Brazil	W, 86-74
11/16/88	Victoria All-Stars	W, 84-62
11/19/87	Brandon (Canada)	W, 80-56
11/11/86	Poland	L, 72-74
11/6/85	Czechoslovakia	W, 103-83
11/21/84	Yugoslavia (Zadar)	W, 76-67
11/9/83	Yugoslavia	L, 59-83
11/11/82	Windsor (Canada)	W, 94-58
11/16/81	China	W, 88-81
11/13/80	Team Fiat	W, 77-70
11/12/79	Yugoslavia	L, 70-93
11/19/75	Windsor (Canada)	W, 99-68
12/15/71	Australia	W, 90-78
1/4/71	Australia	W, 94-63

All-time Record: 52-4

All-Time Series Scores

Air Force (2-0)

At Madison: UW leads 1-0

At Air Force: UW leads 1-0

12/3/60	H	W	80-67
12/1/62	A	W	72-64

Alabama (1-3)

At Madison: Series tied 1-1

At Tuscaloosa: UW trails 0-2

12/8/79	H	L	62-66
12/1/80	A	L	75-90
12/30/03	A	L	56-71
12/29/04	H	W	76-62

Alcorn State (1-0)

At Madison: UW leads 1-0

12/29/92	H	W	110-81
----------	---	---	--------

Arizona (3-2)

At Tucson: UW trails 0-1

Neutral: UW leads 3-1

12/3/62	A	L	46-51
12/30/66	N	W	104-77
3/18/00	N	W	66-59
3/17/06	N	L	75-94
11/23/09	N	W	65-61

Arkansas State (1-0)

At Madison: UW leads 1-0

12/14/14	H	W	45-7
----------	---	---	------

Army (1-0)

Neutral: UW leads 1-0

11/25/06	N	W	77-63
----------	---	---	-------

Auburn (1-0)

Neutral: UW leads 1-0

11/25/06	N	W	78-54
----------	---	---	-------

Ball State (6-2)

At Madison: UW leads 6-0

At Muncie: UW trails 0-2

12/4/36	H	W	38-33
12/1/69	H	W	88-74
12/9/80	H	W	85-72
12/12/81	H	W	71-70
12/8/82	A	L	66-76
12/26/96	H	W	74-59
12/13/97	A	L	56-68
11/20/99	H	W	60-50

Belmont (1-0)

Neutral: UW leads 1-0

3/17/11	N	W	72-58
---------	---	---	-------

Bethune-Cookman (1-0)

At Madison: UW leads 1-0

12/8/92	H	W	75-50
---------	---	---	-------

Boston College (4-2)

Neutral: UW leads 4-2

12/26/59	N	W	95-82
12/18/64	N	L	85-86
12/26/64	N	W	70-69
12/27/76	N	W	74-66
12/27/85	N	L	72-74
11/26/10	N	W	65-55

Bowling Green State (2-1)

At Madison: UW leads 2-0

At Bowling Green: UW trails 0-1

12/12/64	H	W	87-56
12/10/66	A	L	69-81
3/13/91	H	W	87-79

Bradley (3-2)

At Madison: UW leads 1-0

At Peoria: UW trails 0-2

Neutral: UW leads 2-0

2/12/29	H	W	48-22
12/20/56	A	L	62-74
12/17/60	A	L	66-88
11/26/89	N	W	63-57
11/25/11	N	W	66-43

Brigham Young (2-0)

At Madison: UW leads 1-0

Neutral: UW leads 1-0

12/11/31	H	W	30-16
11/26/11	N	W	73-56

Brown (2-0)

At Madison: UW leads 2-0

12/21/74	H	W	79-68
12/7/96	H	W	52-30

Bucknell (1-0)

Neutral: UW leads 1-0

3/20/05	N	W	71-62
---------	---	---	-------

Butler (17-14)

At Madison: UW leads 13-7

At Indianapolis: UW trails 4-6

Neutral: UW trails 0-1

12/16/21	H	L	20-26
12/15/22	H	L	13-20
2/12/24	H	W	25-23
12/19/24	H	L	16-22
2/5/26	H	W	31-24
12/16/27	H	W	25-18
2/10/32	H	W	28-17
12/30/33	H	W	37-27
2/8/36	H	W	28-24
12/23/36	A	L	23-43
12/19/38	A	L	21-24
2/5/40	H	L	46-50
2/8/41	H	W	59-55
12/9/46	A	W	60-52
12/8/47	H	W	61-53
2/1/51	H	W	60-35
2/6/52	A	W	62-60
12/1/53	H	W	70-54
1/17/55	A	W	57-53
12/1/55	H	L	63-67
12/3/56	A	L	50-54
12/19/57	H	W	59-58
12/30/58	A	L	55-69
12/1/59	H	L	82-88
12/1/60	A	L	58-73
12/5/87	H	W	92-80
12/10/88	A	W	63-53
12/9/89	H	W	75-59
12/15/90	A	L	88-94
1/30/01	H	L	44-58
3/24/11	N	L	54-61

Cal Poly (1-0)

At Madison: UW leads 1-0

12/16/09	H	W	90-42
----------	---	---	-------

Cal. State Fullerton (1-0)

Neutral: UW leads 1-0

3/20/08	N	W	71-56
---------	---	---	-------

Cal. State-LA (1-0)

At Madison: UW leads 1-0

11/27/85	H	W	104-88
----------	---	---	--------

California (2-5)

At Madison: UW leads 1-0

At Berkeley: UW trails 0-3

Neutral: UW trails 1-2

12/19/47	A	L	61-73
12/20/47	A	L	44-59
12/28/51	N	L	49-68
12/26/52	H	W	64-57
12/29/55	A	L	55-62
12/20/58	N	L	53-68
12/29/86	N	W	66-63

UC-Davis (1-0)

At Madison: UW leads 1-0

12/3/73	H	W	97-53
---------	---	---	-------

UC-Santa Barbara (1-0)

At Madison: UW leads 1-0

11/23/04	H	W	72-61
----------	---	---	-------

Canisius (1-1)

At Madison: UW leads 1-0

At Buffalo: UW trails 0-1

12/28/59	A	L	65-80
12/3/77	H	W	96-70

Central Conn. St. (1-0)

At Madison: UW leads 1-0

12/5/91	H	W	80-54
---------	---	---	-------

Central Michigan (3-2)

At Madison: UW leads 3-0

At Mt. Pleasant: UW trails 0-2

12/31/80	H	W	69-62
12/9/81	A	L	68-71
12/11/82	H	W	83-67
12/8/84	H	W	74-63
12/6/86	A	L	66-80

Chaminade (1-0)

Neutral: UW leads 1-0

11/22/95	N	W	104-66
----------	---	---	--------

Charleston Southern (1-0)

At Madison: UW leads 1-0

12/14/92	H	W	101-72
----------	---	---	--------

Chicago State (1-0)

At Madison: UW leads 1-0

1/4/03	H	W	73-45
--------	---	---	-------

Cincinnati (1-5)

At Madison: UW trails 0-2

At Cincinnati: UW trails 0-2

Neutral: Series tied 1-1

12/9/61	H	L	67-86
12/30/61	N	L	71-101
12/14/63	A	L	60-65
12/22/65	A	L	74-87
12/3/66	H	L	70-77
3/17/94	N	W	80-72

C.C. of New York (0-1)

Neutral: UW trails 0-1

3/20/47	N	L	56-70
---------	---	---	-------

Cleveland State (1-0)

At Madison: UW leads 1-0

12/22/79	H	W	103-78
----------	---	---	--------

Coastal Carolina (2-0)

At Madison: UW leads 2-0

12/7/91	H	W	91-57
11/26/05	H	W	92-54

Colgate (1-0)

At Madison: UW leads 1-0

11/16/11	H	W	68-41
----------	---	---	-------

Coll. of Charleston (1-0)

At Madison: UW leads 1-0

1/3/04	H	W	75-49
--------	---	---	-------

Colorado (1-0)

At Madison: UW leads 1-0

11/17/07	H	W	78-52
----------	---	---	-------

Connecticut (0-1)

Neutral: UW trails 0-1

11/24/08	N	L	57-76
----------	---	---	-------

Coppin State (3-0)

At Madison: UW leads 3-0

12/20/97	H	W	71-63
12/20/08	H	W	57-46
12/23/10	H	W	80-56

Cornell (0-1)

Neutral: UW trails 0-1

3/21/10	N	L	69-87
---------	---	---	-------

Creighton (1-0)

At Madison: UW leads 1-0

1/8/49	H	W	75-39
--------	---	---	-------

Dartmouth (3-1)

At Madison: UW leads 2-0

Neutral: Series tied 1-1

3/21/41	H	W	51-50
12/31/41	N	L	49-57
12/27/63	N	W	94-68
12/14/84	H	W	90-70

Davidson (0-2)

Neutral: UW trails 0-2

12/12/80	N	L	63-67
3/28/08	N	L	56-73

Dayton (1-0)

Neutral: UW leads 1-0

12/28/61	N	W	105-93
----------	---	---	--------

Delaware State (1-0)

At Madison: UW leads 1-0

11/21/06	H	W	64-52
----------	---	---	-------

Denver (2-0)

At Madison: UW leads 2-0

12/28/53	H	W	67-48
12/14/88	H	W	89-34

DePaul (1-6)

At Madison: UW trails 1-2

At Chicago: UW trails 0-3

Neutral: UW trails 0-1

12/23/35	A	L	22-27
12/30/36	H	L	17-33
3/3/44	N	L	35-48
12/6/76	H	W	68-66
12/14/77	H	L	62-85
12/16/78	A	L	78-84
12/5/79	A	L	77-90

Detroit (3-0)

At Madison: UW leads 3-0

1/2/39	H	W	34-27
12/23/92	H	W	108-86
12/6/03	H	W	68-42

Duquesne (0-1)

Neutral: UW trails 0-1

12/29/67	N	L	66-76
----------	---	---	-------

Duke (1-1)**At Madison:** UW leads 1-0**At Durham:** UW trails 0-1

11/27/07	A	L	58-82
12/2/09	H	W	73-69

East Tennessee St. (1-0)**Neutral:** UW leads 1-0

12/1/79	N	W	68-56
---------	---	---	-------

East Texas State (1-0)**At Madison:** UW leads 1-0

12/5/85	H	W	82-60
---------	---	---	-------

Eastern Illinois (5-1)**At Madison:** UW leads 5-0**At Charleston:** UW trails 0-1

12/1/70	H	W	102-84
12/22/86	H	W	72-68
12/3/87	A	L	52-59
12/5/88	H	W	52-44
12/28/95	H	W	105-70
11/25/03	H	W	81-47

Eastern Kentucky (1-0)**Neutral:** UW leads 1-0

11/19/05	N	W++	95-89
----------	---	-----	-------

Eastern Michigan (3-2)**At Madison:** UW leads 3-1**At Ypsilanti:** UW trails 0-1

12/12/79	H	W	69-57
12/30/88	H	W	84-69
11/24/89	H	L	52-71
12/13/93	H	W	94-68
12/10/94	A	L	76-92

Eastern Washington (1-0)**At Madison:** UW leads 1-0

11/15/02	H	W	81-55
----------	---	---	-------

Fairfield (1-0)**At Madison:** UW leads 1-0

12/31/92	H	W	76-55
----------	---	---	-------

Ferris State (1-0)**At Madison:** UW leads 1-0

11/28/88	H	W	98-61
----------	---	---	-------

Florida (1-1)**At Madison:** UW leads 1-0**At Gainesville:** UW trails 0-1

12/20/67	H	W	86-81
12/21/68	A	L	66-71

Florida A&M (2-0)**At Madison:** UW leads 2-0

11/26/83	H	W	100-56
11/16/07	H	W	88-40

Florida International (1-0)**At Madison:** UW leads 1-0

12/2/06	H	W	79-63
---------	---	---	-------

Florida State (3-0)**At Madison:** UW leads 2-0**Neutral:** UW leads 1-0

12/4/61	H	W	64-63
11/28/06	H	W	81-66
3/20/09	N	W+	61-59

Florida Tech (1-0)**At Madison:** UW leads 1-0

12/13/71	H	W	90-58
----------	---	---	-------

Fordham (1-0)**Neutral:** UW leads 1-0

12/16/66	N	W	67-66
----------	---	---	-------

Fresno State (3-1)**At Madison:** UW leads 1-0**At Fresno:** UW leads 1-0**Neutral:** Series tied 1-1

12/30/91	N	L	68-71
12/27/97	A	W	64-60
12/27/98	H	W	87-65
3/16/00	N	W	66-56

Furman (1-0)**At Madison:** UW leads 1-0

12/15/01	H	W	68-60
----------	---	---	-------

Gardner-Webb (1-0)**At Madison:** UW leads 1-0

12/27/06	H	W	98-40
----------	---	---	-------

George Washington (0-1)**At Wash., D.C.:** UW trails 0-1

12/7/77	A	L	74-77
---------	---	---	-------

Georgetown (1-1)**Neutral:** Series tied 1-1

12/28/71	N	W	82-62
12/28/82	N	L	43-71

Georgia (2-2)**At Madison:** UW leads 1-0**At Athens:** UW leads 1-0**Neutral:** UW trails 0-2

12/28/74	N	L	89-91
12/28/89	N	L	64-65
12/31/06	A	W	64-54
11/24/07	H	W	68-49

Georgia State (0-1)**Neutral:** UW trails 0-1

3/15/01	N	L	49-50
---------	---	---	-------

Georgia Tech (1-1)**At Atlanta:** UW trails 0-1**Neutral:** UW leads 1-0

12/28/63	N	W	104-84
11/28/01	A	L	61-62

Gonzaga (2-1)**At Madison:** UW leads 1-0**Neutral:** Series tied 1-1

12/18/63	H	W	115-71
12/1/89	N	W	63-58
11/24/09	N	L	61-74

Grambling State (2-0)**At Madison:** UW leads 2-0

12/29/93	H	W	103-83
12/5/09	H	W	79-46

Green Bay (17-1)**At Madison:** UW leads 15-0**At Green Bay:** UW leads 2-1

12/6/80	H	W++	68-66
12/5/81	H	W	77-65
12/5/92	H	W	70-65
12/8/93	H	W	64-50
11/30/94	H	W	61-57
12/8/99	H	W	55-34
12/6/00	A	W	61-53
12/1/01	H	W	70-57
11/30/02	A	W	69-52
12/10/03	H	W	73-57
12/7/04	H	W	65-55
12/7/05	H	W	82-62
11/15/06	H	W	79-62
12/15/07	H	W	70-52
12/13/08	H	W	77-57

12/9/09	A	L+	84-88
12/13/10	H	W	70-56
12/7/11	H	W	70-42

Hardin-Simmons (1-0)

At Madison: UW leads 1-0

1/27/65	H	W	83-63
---------	---	---	-------

Harvard (1-0)

At Madison: UW leads 1-0

1/31/42	H	W	58-41
---------	---	---	-------

Hawaii (1-1)

Neutral: Series tied 1-1

12/27/86	N	W	82-77
11/25/01	N	L	57-60

Hawaii-Hilo (1-0)

At Hilo: UW leads 1-0

11/23/01	A	W	78-62
----------	---	---	-------

Houston (1-1)

At Madison: UW leads 1-0

At Madison: UW trails 0-1

12/1/64	H	W	76-65
12/11/65	A	L	57-82

Howard (1-0)

At Madison: UW leads 1-0

12/21/91	H	W	64-57
----------	---	---	-------

Idaho State (1-0)

At Madison: UW leads 1-0

12/9/08	H	W	60-58
---------	---	---	-------

Illinois (78-110)

At Madison: UW leads 54-39

At Champaign: UW trails 21-68

Neutral: UW leads 3-3

3/3/06	A	W	36-32
3/10/06	H	W	1-0*
1/19/07	A	W	22-16
2/1/07	H	W	47-13
1/18/08	A	W	28-20
3/9/08	H	W	27-14
1/16/09	A	L	16-28
1/23/09	H	W	20-10
1/21/10	H	W	28-16
1/25/10	A	L	14-34
1/21/11	H	W	20-17
3/11/11	A	L	18-21

1/13/12	H	W	27-10
3/15/12	A	W	23-15
1/11/13	A	W	16-15
2/21/13	H	W	18-13
1/10/14	A	W	26-25
2/20/14	H	W	29-16
2/8/15	A	L	19-39
2/13/15	H	L	17-19
1/22/16	A	L	20-27
2/19/16	H	W	34-14
2/20/17	H	W	25-14
2/24/17	A	L	17-20
1/19/18	A	W	22-21
2/23/18	H	W	23-15
1/25/19	H	L	15-25
1/15/19	A	L	14-16
1/24/20	A	L	20-43
2/21/20	H	W	33-29
1/22/21	H	W	23-18
2/19/21	A	L	9-17
2/10/22	H	W	25-23
2/27/22	A	L	35-37
2/16/24	H	W	13-12
2/25/24	A	L	20-31
2/21/25	A	L	25-35
3/9/25	H	W	24-9
2/28/27	A	L	28-32
3/5/27	H	W	39-13
1/16/28	H	L	33-34
3/9/28	A	W	32-22
1/18/30	H	W	14-9
2/24/30	H	W	23-17
1/05/31	A	W	12-9
1/24/31	H	W	30-20
2/11/33	A	L	25-38
2/20/33	H	L	15-29
1/6/34	A	L	17-20
2/17/34	H	W	28-22
1/11/36	H	L	27-29
2/15/36	A	L	20-36
1/9/37	H	L	28-31
2/22/37	A	L	31-48
1/21/39	H	L	34-37
2/19/40	A	L	35-37
2/15/41	H	W	46-30
1/3/42	H	L	40-55
2/23/42	A	L	43-45
1/11/43	H	L	40-52
2/20/43	A	L	26-50
1/03/44	H	L+	43-45
1/7/44	A	W	43-38
1/1/46	H	L	31-56
1/18/46	A	L	53-72
1/1/47	H	W	53-47
1/25/47	A	L	37-63
1/3/48	H	W	52-47

1/24/48	A	L	36-57
1/3/49	A	L	50-62
2/5/49	H	L	54-61
1/2/50	H	W	59-50
2/25/50	A	L	58-76
1/1/51	H	L+	69-71
2/10/51	A	L	52-63
1/7/52	A	L	49-53
3/08/52	H	W	58-48
1/10/53	A	L	61-71
2/7/53	H	L	61-65
2/13/54	H	L+	64-70
2/22/54	A	L	64-66
1/1/55	A	W	79-64
2/19/55	H	L	71-99
1/9/56	A	L	77-96
1/12/57	H	L	63-79
1/4/58	H	L	59-64
1/13/58	A	W	71-70
1/5/59	H	L	51-77
2/16/59	A	L	54-93
2/20/60	H	W	75-63
2/6/61	A	L	73-77
1/29/62	A	W	85-81
2/19/62	H	W	103-101
2/11/63	H	W	84-77
2/23/63	A	L	77-89
3/7/64	A	L	73-97
12/15/64	H	L	56-70
12/14/65	H	L	70-90
1/11/66	A	L	64-80
12/19/66	A	L	74-87
3/11/67	H	W	102-92
2/6/68	H	L	60-68
2/1/69	A	L	73-86
1/3/70	H	L	69-74
2/3/70	A	W	66-65
1/12/71	A	L	82-84
2/23/71	H	W	88-84
2/26/72	A	L	86-91
3/11/72	H	W	97-84
1/8/73	A	L	74-76
2/10/73	H	W	99-88
1/19/74	H	W	101-75
1/13/75	A	L	56-72
2/10/75	H	W	76-70
1/12/76	A	L	61-71
2/9/76	H	L	59-70
2/3/77	A	L	72-82
2/12/77	H	W	62-50
2/2/78	A	L	71-74
2/11/78	H	W	80-73
1/18/79	H	L	74-81
2/15/79	A	L	64-81
1/19/80	H	L	64-69
2/7/80	A	L	50-67

* vacated by NCAA

1/24/81	A	W	54-45
2/12/81	H	L	65-84
2/4/82	A	L	54-88
2/13/82	H	L	60-68
1/8/83	H	L	54-61
3/10/83	A	L	64-71
1/7/84	H	L+	62-63
3/10/84	A	L	57-81
1/17/85	H	L	67-78
2/16/85	A	L	49-68
1/16/86	A	L	54-73
2/15/86	H	L	74-82
1/8/87	H	L	66-68
2/7/87	A	L	74-99
1/16/88	H	L	65-80
2/21/88	A	L	65-85
1/12/89	A	L	80-103
1/18/89	H	W	72-52
1/4/90	A	L	59-73
1/25/90	H	L	63-66
1/2/91	A	L	62-70
3/6/91	H	W	85-77
1/22/92	A	L	67-74
2/20/92	H	W	92-78
1/27/93	A	L	72-80
2/28/93	H	W	74-66
1/25/94	H	W	66-56
2/27/94	A	L	65-76
2/4/95	H	W	73-60
2/3/96	A	W	57-56
1/25/97	A	W	73-56
2/12/97	H	W	62-45
1/21/98	A	L	48-62
2/7/98	H	L+	47-53
3/6/98	UC	L	61-66
1/20/99	H	W	75-53
2/6/99	A	L	51-53
1/8/00	H	W	63-59
2/13/01	A	L	67-68
1/7/02	H	W	72-66
1/23/02	A	L	48-80
1/11/03	A	L	63-69
3/5/03	H	W	60-59
1/24/04	H	W	76-56
2/18/04	A	L	57-65
3/14/04	CF	W	70-53
1/25/05	H	L	65-75
2/12/05	A	L	59-70
3/13/05	UC	L	43-54
1/31/06	H	L	51-66
1/20/07	A	W	71-64
3/10/07	UC	W	53-41
1/10/08	H	W	70-60
2/20/08	A	W	71-57
3/16/08	CF	W	61-48
1/24/09	A	L	57-64
2/5/09	H	W	63-50

2/9/10	H	L	56-63
3/7/10	A	W	72-57
3/12/10	N	L	54-58
1/2/11	A	L	61-69
1/15/11	H	W	76-66
1/22/12	A	W	67-63
3/4/12	H	W	70-56

UC - United Center, Chicago
CF - Conseco Fieldhouse, Ind.

Illinois-Chicago (1-1)

At Madison: Series tied 1-1

12/4/81	H	L	66-74
12/27/09	H	W	79-43

Illinois State (2-1)

At Madison: Series tied 1-1

At Normal: UW leads 1-0

3/18/96	H	L	62-77
11/18/97	H	W	80-66
12/5/98	A	W	71-54

Indiana (64-93)

At Madison: UW trails 38-40

At Bloomington: UW trails 26-51

Neutral: UW trails 0-2

1/29/10	H	L	11-13
3/7/10	A	W	33-8
2/3/11	H	W	51-9
3/10/11	A	L	18-21
2/17/12	H	W	51-10
3/16/12	A	W	32-21
2/13/13	A	W	30-19
2/27/13	H	W	48-10
1/12/14	A	W	57-15
2/24/14	H	W	46-24
1/9/15	A	W	39-18
1/18/15	H	W	47-15
3/6/17	H	W	29-14
3/15/17	A	W	18-16
2/24/19	H	W	29-16
3/15/19	A	L	12-22
1/8/23	A	W	17-10
3/12/23	H	W	35-17
1/5/24	A	W	23-21
1/14/24	H	W	28-27
1/11/26	H	W	33-31
3/9/26	A	L	20-35
1/8/27	H	L	23-28
2/26/27	A	L	23-31
1/14/29	H	W	24-20
2/16/29	A	W	27-25
1/23/30	A	W+	23-21
3/8/30	H	W	34-23
2/15/32	A	L	21-33

3/5/32	H	W	35-26
1/14/33	A	W+	38-37
2/18/33	H	L+	28-29
1/12/35	A	W	30-23
2/16/35	H	W+	37-27
1/20/36	H	L	24-26
2/22/36	A	L	21-54
2/7/38	A	L	44-47
2/28/38	H	W	34-32
1/14/39	A	L	19-43
1/15/40	H	L	34-40
2/24/41	A	W	38-30
1/5/42	A	L	34-38
1/24/42	H	W	42-36
2/13/43	H	L	44-51
2/15/43	H	W	57-53
2/11/44	A	W	62-43
2/12/44	A	W	52-31
1/11/47	H	W	70-49
1/10/48	A	W	58-54
1/15/49	H	W	58-48
1/7/50	A	L	59-61
3/5/51	A	L	58-68
2/23/52	H	L	48-63
2/9/53	A	L	48-66
2/16/53	H	L	70-72
1/4/54	A	L	67-70
1/16/54	H	L	74-90
1/15/55	H	W	77-66
2/7/55	A	L	58-65
1/7/56	H	L	71-75
2/13/56	A	W	69-67
1/7/57	A	L	68-79
2/23/57	H	L	74-85
2/10/58	H	L	87-93
3/7/59	A	L	71-97
2/6/60	H	L	85-97
2/13/60	A	L	71-91
2/18/61	H	L	84-98
3/6/61	A	L	69-80
2/12/62	A	W	105-94
2/25/63	H	W	102-96
2/17/64	H	L++	80-82
2/24/64	A	L	82-108
2/20/65	A	L	87-100
3/8/65	H	L	73-92
2/7/66	H	W	79-78
2/11/67	A	L	81-93
2/10/68	H	W	95-83
3/5/68	A	L	85-93
2/4/69	H	L	63-65
2/25/69	A	L	84-101
2/17/70	A	L	77-89
3/2/71	H	W++	94-87
1/15/72	A	W+	66-64
2/12/72	H	L+	76-84
1/6/73	H	L	64-78

+ overtime

* vacated by NCAA

2/24/73	A	L	55-57
1/12/74	A	L	51-52
2/11/74	H	L	63-81
1/20/75	H	L	69-89
2/17/75	A	L	58-93
1/31/76	A	L	61-114
2/26/76	H	L	67-96
1/15/77	H	L	64-79
2/24/77	A	W	66-64
1/14/78	H	W	78-65
2/23/78	A	L	54-58
1/25/79	A	L	61-82
2/17/79	H	L+	62-68
1/5/80	H	W	52-50
2/28/80	A	L	52-61
2/5/81	A	L	64-89
2/14/81	H	L	52-59
1/28/82	H	L	56-62
2/18/82	A	L	57-88
2/3/83	A	L	73-83
2/12/83	H	L	56-75
2/4/84	H	L	67-81
2/9/84	A	L	64-74
1/12/85	A	L	68-90
2/7/85	H	L	54-58
1/11/86	H	L	69-80
2/6/86	A	L	69-78
1/15/87	A	L	65-103
2/16/87	H	L+++	85-86
1/19/88	A	L	53-55
3/9/88	Ho	L	74-84
1/19/89	H	L+	58-61
3/9/89	A	L	64-75
2/1/90	A	L	61-85
3/3/90	H	L	68-70
1/30/91	A	L	57-73
3/2/91	H	L	61-74
1/11/92	H	L	63-79
3/12/92	A	L	41-66
3/14/93	H	L	80-87
3/12/94	A	L	65-78
1/7/95	A	L	70-73
3/8/95	H	L	70-72
1/10/96	A	L	55-81
3/2/96	H	L	68-76
1/4/97	H	W	71-58
3/5/97	A	L	66-70
1/25/98	H	L	59-69
2/3/99	A	L	60-71
1/5/00	A	L	67-71
3/5/00	H	W	56-53
1/4/01	H	W	49-46
2/24/01	A	L	55-85
3/9/01	UC	L	52-64
2/13/02	A	W	64-63
2/15/03	H	W	71-59

1/6/04	H	W	79-45
3/6/04	A	W	70-52
1/8/05	A	L	61-74
3/1/05	H	W	62-60
2/8/06	H	W	72-54
3/10/06	CF	L	56-61
1/31/07	A	L	66-71
1/31/08	H	W	62-49
2/13/08	A	W	68-66
2/19/09	A	W	68-51
3/8/09	H	W	85-61
2/13/10	H	W	83-55
2/25/10	A	W	78-46
1/20/11	H	W	69-60
3/3/11	A	W	77-67
1/26/12	H	W	57-50

UC - United Center, Chicago
CF - Conseco Fieldhouse, Ind.

Indiana State (0-1)

At Madison: UW trails 0-1

12/10/62	H	L	86-87
----------	---	---	-------

Iona (1-0)

Neutral: UW leads 1-0

11/21/08	N	W+	60-58
----------	---	----	-------

Iowa (77-78)

At Madison: UW leads 49-28

At Iowa City: UW trails 26-49

Neutral: UW leads 2-1

3/1/09	H	W	30-9
1/5/12	A	W	38-12
2/12/12	H	W	30-5
1/10/16	A	W+	36-31
2/28/16	H	W	38-19
1/8/18	A	W	36-22
1/21/18	A	W	34-19
2/10/19	H	W	29-18
3/10/19	A	L	27-29
1/5/20	A	W	35-18
1/19/20	H	L	20-21
1/7/22	A	W	18-15
2/13/22	H	L	18-24
3/8/24	A	L	19-22
3/11/24	H	W	36-26
2/16/25	H	W	16-15
3/3/25	A	W	25-23
2/22/27	H	W	24-21
3/11/27	A	L	17-26
2/20/28	H	W	31-21
3/3/28	H	W	20-17
1/17/31	H	W	24-13
2/16/31	H	L	17-19

1/9/33	H	W	21-19
2/13/33	A	L	25-31
1/8/34	A	L	26-32
3/3/34	H	W	35-32
1/13/36	H	W	27-21
2/17/36	A	L	25-32
1/18/37	H	W	29-23
2/20/37	A	L	35-43
1/7/39	H	W	28-24
2/10/40	A	L	35-37
1/11/41	H	W	49-35
1/10/42	A	L	45-49
3/7/42	H	W	62-45
2/19/45	A	L	53-54
2/24/45	H	L	38-68
1/7/46	A	L	50-57
2/16/46	H	L	39-44
1/4/47	A	W	63-62
2/3/47	H	W	60-53
1/12/48	H	W	60-51
2/21/48	A	L	40-62
2/19/49	A	L	60-61
2/28/49	H	W	70-47
2/13/50	A	W+	66-62
2/18/50	H	W	53-44
2/17/51	H	L	60-73
3/3/52	A	W	78-75
12/15/52	H	W	75-70
12/29/52	A	L	66-83
1/9/54	A	L	54-71
1/3/55	H	L	69-86
2/18/56	H	L	74-78
2/18/56	A	L	66-80
1/19/57	H	L	47-70
3/9/57	A	W	60-59
2/17/58	A	L	61-74
2/14/59	H	L	84-94
1/4/60	H	L	64-71
2/15/60	A	W	63-58
1/9/61	H	L	68-76
2/13/61	A	L	61-63
1/6/62	H	W	91-79
3/10/62	A	L	64-81
1/14/63	A	L	56-65
3/4/63	H	W	75-69
1/13/64	H	W	79-61
1/4/65	A	L	62-92
1/8/66	H	W	69-68
2/26/66	A	L	70-80
2/18/67	A	W	96-95
3/7/67	H	L+	87-90
2/17/68	A	L	61-69
3/8/69	H	W	84-74
1/10/70	H	L	74-92
2/10/70	A	L	100-119
2/6/71	H	L	91-93

2/27/71	A	W	89-83
1/8/72	H	W	81-80
2/17/73	A	L	76-100
2/9/74	H	W	113-87
3/4/74	A	W	74-58
2/1/75	H	W+	86-85
3/1/75	A	L	68-75
1/17/76	H	L	71-81
2/14/76	A	L	82-96
2/5/77	A	L	73-90
3/5/77	H	L++	93-94
1/30/78	A	L	73-88
2/4/78	H	W	82-72
2/1/79	H	L	64-70
2/10/79	A	L	65-79
1/12/80	A	L	65-66
2/21/80	H	W	62-58
1/15/81	H	L	66-76
2/28/81	A	L	75-96
1/16/82	H	L	62-78
2/25/82	A	L	55-79
1/22/83	H	W	65-62
2/24/83	A	L	63-93
1/21/84	A	L	62-75
2/23/84	H	L	55-63
1/26/85	A	L	65-105
2/20/85	H	W	54-53
1/25/86	H	W	69-63
2/20/86	A	L	48-101
1/5/87	A	L	63-78
3/8/87	H	L	71-81
1/25/88	H	L	89-104
3/10/88	A	L	70-103
1/26/89	A	L	70-78
2/11/89	H	W	65-54
1/11/90	H	W+	73-69
2/10/90	A	W	80-71
1/17/91	H	W	91-79
2/16/91	A	W	56-55
1/29/92	A	L	66-73
3/7/92	H	L	65-70
3/10/93	A	L	65-91
3/9/94	H	W	95-71
1/21/95	A	L	84-96
2/22/95	H	L	77-84
1/13/96	H	W	80-71
2/28/96	A	L	54-69
1/11/97	A	L	53-78
2/26/97	H	W	49-48
2/3/98	H	L	76-79
1/23/99	A	W	72-52
3/5/99	UC	W	74-60
1/29/00	H	L	55-61
2/23/00	A	W	54-45
1/16/01	H	W	67-54
3/3/01	A	W	59-57
1/2/02	A	L	57-69

2/19/02	H	W	64-56
3/8/02	CF	L	56-58
1/22/03	H	W	74-61
2/22/03	A	W	61-53
2/11/04	A	W	54-52
2/9/05	H	W	72-69
3/12/05	UC	W	59-56
1/5/06	H	W	66-52
3/4/06	A	L	44-59
1/28/07	A	W	57-46
2/10/07	H	W	74-62
1/5/08	H	W	64-51
2/6/08	A	W	60-54
1/21/09	A	L+	69-73
2/11/09	H	W	69-52
3/3/10	H	W	67-40
2/9/11	A	W+	62-59
12/31/11	H	L	65-72
2/23/12	A	L	66-67

UC - United Center, Chicago
CF - Conesco Fieldhouse, Ind.

Iowa State (3-5)

At Madison: UW leads 3-2

At Ames: UW trails 0-3

1/31/29	H	W	34-17
12/5/59	H	L	53-71
12/5/60	A	L	76-88
12/13/66	H	W	80-73
12/16/69	A	L	73-84
12/7/74	H	W	86-84
12/12/77	A	L	73-82
12/29/81	H	L	79-103

IPFW (2-0)

At Madison: UW leads 2-0

11/11/07	H	W	83-55
11/15/09	H	W	75-46

Kansas (1-3)

At Madison: Series tied 1-1

At Lawrence: UW trails 0-2

12/10/55	H	L	66-74
12/22/56	A	L	62-83
12/3/68	H	W	67-62
12/8/69	A	L	60-76

Kansas State (4-2)

At Madison: UW leads 2-0

At Manhattan: UW trails 0-2

Neutral: UW leads 2-0

12/6/49	H	W	56-48
12/18/50	A	L	58-77
12/4/82	H	W	64-52
12/10/83	A	L	64-71

3/20/08	N	W	72-55
3/24/11	N	W	70-65

Kennesaw State (1-0)

At Madison: UW leads 1-0

11/12/11	H	W	85-31
----------	---	---	-------

Kent (1-0)

At Madison: UW leads 1-0

12/2/63	H	W	88-77
---------	---	---	-------

Kentucky (1-3)

At Lexington: UW trails 0-2

Neutral: Series tied 1-1

12/20/63	A	L	85-105
12/31/68	N	W	69-65
11/27/76	A	L	64-72
3/27/03	N	L	57-63

Kentucky State (3-0)

At Madison: UW leads 2-0

Neutral: UW leads 1-0

12/5/80	N	W	77-65
12/3/84	H	W	88-74
12/23/86	H	W	87-59

Long Beach State (1-0)

At Madison: UW leads 1-0

11/16/08	H	W	68-61
----------	---	---	-------

Long Island (1-0)

Neutral: UW leads 1-0

12/1/78	N	W	73-68
---------	---	---	-------

LSU (4-0)

At Madison: UW leads 1-0

At Baton Rouge: UW leads 1-0

Neutral: UW leads 2-0

12/19/53	A	W	82-66
12/18/54	H	W	107-68
12/15/67	N	W	96-94
3/23/00	N	W	61-48

Louisiana Tech (1-0)

At Madison: UW leads 1-0

12/28/05	H	W	78-52
----------	---	---	-------

Louisville (0-1)

At Louisville: UW trails 0-1

12/28/78	A	L	53-70
----------	---	---	-------

Loyola Chicago (9-6)

At Madison: UW leads 7-3

At Chicago: UW trails 2-3

12/11/48	H	L	37-40
12/10/49	A	W	68-55
12/8/50	H	L	51-54
12/7/53	A	W	75-54
12/12/59	H	W	85-67
1/28/61	A	L	79-87
12/6/75	H	W	88-73
12/15/76	H	W	71-68
12/29/77	H	W	71-70
12/9/78	H	W	79-74
12/12/87	H	L	75-78
12/7/88	A	L	76-90
11/23/91	H	W	89-67
12/1/92	A	L	66-68
11/14/98	H	W	66-29

Loyola (LA) (4-0)

At Madison: UW leads 2-0

At Los Angeles: UW leads 2-0

12/13/51	H	W	66-47
12/8/52	A	W	81-60
12/12/70	H	W	94-83
12/6/71	A	W	67-66

Loyola-Marymount (2-0)

At Madison: UW leads 1-0

At Los Angeles: UW leads 1-0

12/4/93	A	W	103-67
12/23/94	H	W	75-60

Maine (1-0)

Neutral: UW leads 1-0

12/2/88	N	W	89-72
---------	---	---	-------

Manhattan (3-0)

At Madison: UW leads 1-0

Neutral: UW leads 2-0

12/29/89	N	W	63-48
3/13/96	H	W	55-42
11/25/10	N	W	50-35

Marquette (64-54)

At Madison: UW leads 37-16

At Milwaukee: UW trails 27-38

12/19/17	H	W	15-14
12/18/20	A	W	23-18
1/3/23	H	L	8-9
12/19/23	A	W	27-7
12/18/25	A	W	42-26
12/22/26	A	W	29-26

2/11/30	H	W	29-15	1/3/66	A	W	73-72
2/13/30	A	W	29-22	1/4/67	H	L	60-66
12/30/30	A	L	14-16	12/16/67	A	W	70-62
12/21/31	A	L	23-26	1/11/68	A	L	56-71
2/8/32	H	W	18-16	12/28/68	A	L	56-59
12/17/32	H	L	16-18	1/28/69	H	W	56-50
1/3/33	A	L	16-22	12/27/69	A	L	43-64
12/16/33	H	W	32-30	1/27/70	A	L	51-60
1/2/34	A	L	26-28	12/30/70	A	L	69-72
12/15/34	H	W	29-20	2/2/71	H	L	75-89
12/22/34	A	L	25-33	1/3/72	A	L	60-72
12/14/35	H	W	35-22	12/30/72	A	L++	73-75
12/21/35	A	W	46-21	2/6/73	H	L	58-64
12/12/36	H	W	29-21	12/29/73	A	L+	48-49
12/19/36	A	W	35-29	2/5/74	A	L	58-59
12/4/37	H	L	21-32	2/4/75	H	L	63-69
12/18/37	A	L	32-38	12/16/75	A	L	54-78
12/5/38	H	W	27-26	12/30/75	A	L	66-82
12/17/38	A	L	27-46	12/28/76	A	L	57-64
12/9/39	H	W	46-39	2/21/77	H	L	58-73
12/16/39	A	L	28-41	2/14/78	A	L	64-75
12/7/40	H	W	38-32	12/23/78	H	W	65-52
12/21/40	A	L	30-40	12/15/79	A	W	57-56
12/6/41	H	W	35-34	3/10/81	H	L	53-64
12/20/41	A	W	36-25	3/9/82	A	L	64-94
12/5/42	H	W	45-36	2/17/83	H	L	62-68
12/19/42	A	W	50-38	2/16/84	A	L	59-74
12/4/43	H	L	43-51	11/30/85	H	W	75-74
12/18/43	A	W	40-37	12/1/86	A	L	71-84
12/9/44	H	W	45-40	12/10/87	H	W	66-55
12/23/44	A	W	46-39	12/3/88	A	W	70-55
12/8/45	H	W	42-32	2/22/89	H	W	61-50
12/22/45	A	L	41-62	12/2/89	A	W+	63-58
12/7/46	H	W	65-51	2/19/90	H	W	82-65
12/21/46	A	L	47-55	12/4/90	A	L	58-69
12/6/47	H	W	57-50	1/4/92	H	W	81-63
12/31/47	A	W	67-60	1/2/93	A	W	77-67
12/4/48	H	W+	67-63	1/2/94	H	W	71-52
12/31/48	A	W	60-34	12/31/94	A	L	65-80
12/3/49	H	W	63-48	12/31/95	H	W	55-46
12/17/49	A	W	62-45	12/31/96	A	L	52-59
12/2/50	H	W	49-42	11/14/97	H	L	60-65
12/16/50	A	L	58-61	12/23/98	A	W	61-45
12/1/51	H	W	48-46	12/23/99	H	W	86-74
12/22/51	A	L	47-51	12/23/00	A	W	52-47
12/5/52	H	W	76-55	12/22/01	H	W	86-73
12/4/53	A	W	64-56	12/14/02	A	L	54-63
12/2/58	H	L	47-76	12/20/03	H	W	63-59
12/19/59	A	L	66-84	12/11/04	A	L	54-63
12/10/60	H	W	55-51	12/10/05	H	W	77-63
12/20/61	A	L	75-92	12/9/06	A	W	70-66
12/19/62	H	W	76-58	12/8/07	H	L	76-81
12/29/62	A	W	70-56	12/6/08	A	L	58-61
1/28/64	A	W	72-68	12/12/09	H	W	72-63
12/19/64	A	L	61-62	12/11/10	A	W	69-64
1/13/65	H	L	58-59	12/3/11	H	L	54-61

+ overtime

Marshall (0-1)

Neutral: UW trails 0-1
 12/27/71 N L 83-85

Maryland (5-2)

At Madison: UW leads 2-0
At College Park: Series tied 1-1
Neutral: UW leads 2-1
 12/30/31 H W+ 32-30
 12/22/32 A W 22-13
 11/29/00 N W+ 78-75
 3/17/02 N L 57-87
 12/2/03 A L+ 67-73
 11/30/04 H W 69-64
 11/25/09 N W 78-69

Memphis (1-0)

Neutral: UW leads 1-0
 11/23/96 N W 49-46

Mercer (1-0)

At Madison: UW leads 1-0
 11/12/06 H W 72-48

Miami (FL) (2-0)

At Madison: UW leads 1-0
At Miami: UW leads 1-0
 12/7/85 H W 88-66
 12/8/86 A W 65-54

Miami (OH) (1-0)

At Madison: UW leads 1-0
 12/15/62 H W 84-58

Michigan (67-87)

At Madison: UW leads 45-32
At Ann Arbor: UW trails 20-54
Neutral: UW leads 2-1
 2/14/20 H W 40-13
 3/6/20 A L 19-23
 1/8/21 H W 27-24
 1/24/21 A W 25-17
 1/14/22 H W+ 18-16
 2/18/22 A L 17-18
 2/14/23 A W 18-15
 2/19/23 H W 16-11
 1/19/25 A L 12-14
 2/28/25 H L 16-27
 2/22/26 A L 13-22
 3/1/26 H L+ 23-24
 1/9/28 H W 26-22
 3/5/28 A L 19-42

1/7/29	H	L	23-31
3/4/29	A	L	22-37
1/12/31	A	L	17-23
2/28/31	H	L	15-26
1/9/32	H	L	18-24
2/29/32	A	L	13-33
1/13/34	H	W	34-23
2/19/34	A	W	32-26
1/14/35	A	W	34-20
2/23/35	H	W	33-19
1/16/37	A	L	31-43
3/6/37	H	L	27-41
1/17/38	A	W	39-30
2/21/38	A	L	29-58
1/16/39	A	W	42-39
1/8/40	H	L	39-44
1/18/41	A	W	40-30
1/19/42	H	W	58-36
1/15/43	A	L	34-38
1/16/43	A	W	55-34
1/14/44	H	W	50-41
1/15/44	H	W	42-31
2/10/45	A	W	55-44
2/2/45	H	L	39-50
2/2/46	H	W	58-57
2/11/46	A	L	56-66
2/10/47	A	W	52-51
1/17/48	H	L	39-43
2/7/49	A	L	38-40
1/14/50	H	W	53-41
1/6/51	A	W	61-52
2/26/51	H	L	50-52
2/18/52	A	L	55-56
2/25/52	H	W	69-53
2/14/53	H	W	75-63
2/21/53	H	W	74-52
2/20/54	H	W	77-56
1/10/55	A	L	63-90
1/16/56	H	W	69-58
2/25/56	A	L	68-78
1/14/57	A	L	62-71
2/11/57	H	W	70-65
1/6/58	A	L	49-70
3/3/58	H	L	65-72
1/12/59	H	L	74-84
2/23/59	A	L	63-87
2/22/60	A	W+	88-82
2/27/61	H	W	76-68
2/5/62	H	L	74-81
2/17/62	A	L	65-84
2/4/63	A	W	81-78
3/9/63	H	L	80-82
2/22/64	H	L	59-103
3/2/65	A	L	75-98
1/29/66	H	L	67-69
2/12/66	A	L	102-120

12/29/67	LA	L	88-98
1/10/67	H	W	98-90
3/4/67	Det.	W	80-79
1/6/68	H	W	77-75
3/1/69	A	L	79-84
2/14/70	H	W	84-74
2/28/70	A	W	90-86
1/9/71	H	L	89-90
3/13/71	A	L	73-93
3/7/72	A	L	70-93
3/3/73	H	W	94-79
1/28/74	A	L	75-83
2/25/74	H	L	74-79
1/27/75	A	L+	73-75
2/24/75	H	W	70-68
1/8/76	H	L	81-106
2/2/76	A	L	86-107
1/8/77	A	L	63-66
1/27/77	H	L	64-69
1/19/78	A	L	64-83
2/16/78	H	L	66-68
1/13/79	H	W	77-66
2/22/79	A	W	66-65
1/31/80	H	L+	69-73
2/9/80	A	L	59-68
1/31/81	H	L	67-74
2/7/81	A	L	64-71
1/7/82	A	W	65-63
3/6/82	H	L	84-91
1/15/83	A	L	57-62
3/2/83	H	W	82-70
1/14/84	H	W	71-64
3/1/84	A	L	75-84
2/2/85	H	L	81-94
2/28/85	A	L	68-88
2/1/86	A	L	64-91
2/26/86	H	L	74-97
1/24/87	H	L	78-84
2/18/87	A	L	64-77
1/21/88	A	L	54-65
2/11/88	H	L	67-80
1/21/89	H	W	71-68
2/25/89	A	L	70-92
2/3/90	H	L	63-77
3/8/90	A	L	64-94
1/19/91	H	L+	68-69
2/21/91	A	L	62-65
1/25/92	A	L	83-98
2/26/92	H	W	96-78
1/9/93	H	L	73-98*
2/10/93	A	L	66-85*
1/29/94	A	L	75-79
3/2/94	H	W	71-58
2/1/95	A	L	58-62
2/11/95	H	W	70-65
1/3/96	H	W	51-46*

* vacated by NCAA

3/9/96	A	L	51-65*	1/18/54	A	W	57-53	3/2/86	H	L	71-84
2/6/97	H	W	58-53*	3/1/54	H	W	79-56	1/22/87	H	L	78-81
12/31/97	H	L	63-76*	1/8/55	A	L	77-94	2/21/87	A	W	65-63
2/28/98	A	L	70-76*	2/5/55	H	L	70-73	1/7/88	H	W++	78-72
12/30/98	A	L	55-59*	2/27/56	A	L	82-89	3/12/88	A	W	71-69
2/27/99	H	L	39-51*	2/25/57	H	L	62-78	3/2/89	H	W+	69-64
2/16/00	H	W	75-59	1/20/58	H	W	66-52	3/11/89	A	L	61-70
2/3/01	A	W	60-41	2/22/58	A	L	59-93	1/6/90	H	L	61-64
2/2/02	A	L	53-64	2/2/59	H	L	57-88	2/8/90	A	L	57-60
2/27/02	H	W	74-54	3/2/59	A	L	73-93	1/10/91	A	L	50-65
1/8/03	A	L	65-66	1/2/60	H	L	79-91	2/9/91	H	W++	84-78
2/26/03	H	W	73-42	1/7/61	A	W	74-71	2/8/92	H	L	64-79
1/21/04	H	W	74-63	1/8/62	A	W	83-78	2/12/92	A	L	61-76
2/22/04	A	L	59-71	2/10/62	H	W	77-72	1/23/93	A	W	67-66
1/22/05	A	W	72-61	1/12/63	H	L	68-75	2/24/93	H	W	65-62
2/16/05	H	W	76-50	3/2/63	A	W+	92-89	1/19/94	A	L	60-70
1/28/06	A	L	76-85	1/6/64	A	L	90-106	2/2/94	H	W	87-62
1/24/07	H	W	71-58	2/27/65	H	W	99-89	1/4/95	H	L	64-78
1/2/08	A	W	70-54	2/5/66	A	L	65-79	3/11/95	A	L	72-97
1/22/08	H	W	64-61	2/19/66	H	W	78-77	1/17/96	H	W	61-48
3/14/08	CF	W	51-34	1/28/67	A	L	61-68	2/24/96	A	W	73-52
12/31/08	A	W	73-61	2/25/67	H	W	68-64	1/9/97	H	L	50-58
3/1/09	H	W	60-55	1/16/68	H	W	70-68	3/1/97	A	L	49-68
1/20/10	H	W	54-48	2/24/68	A	L	77-87	1/8/98	A	L	40-63
2/6/10	A	W	62-44	1/7/69	A	L	67-77	2/21/98	H	L	47-56
1/5/11	H	W	66-50	2/22/69	H	W	76-64	1/6/99	H	W	66-51
2/23/11	A	W	53-52	2/7/70	H	W	89-79	2/21/99	A	L	51-56
1/8/12	A	L	41-59	2/20/71	A	L	78-97	3/6/99	UC	L	41-56
LA - Los Angeles				1/11/72	A	L	76-83	2/12/00	H	L	44-61
Det. - Detroit				2/29/72	H	W	101-74	2/19/00	A	L	54-59
CF - Consecro Fieldhouse, Ind.				1/20/73	H	W	93-80	3/11/00	UC	L	46-55
				3/10/73	A	L+	78-79	3/25/00	N	L	41-53
				3/2/74	H	W	87-80	1/13/01	A	L+	59-69
				1/25/75	A	L	87-105	2/27/01	H	L	47-51
				2/22/75	H	W	103-96	1/12/02	A	W	64-63
				1/3/76	H	W	70-63	1/11/03	H	W	64-53
				3/6/76	A	W	86-82	1/10/04	H	W	77-64
				1/6/77	A	L	61-84	3/2/04	A	W+	68-64
				1/29/77	H	W+++	87-83	3/13/04	CF	W	68-66
				1/7/78	A	L	63-74	1/16/05	H	W	62-59
				3/2/78	H	L	75-89	2/24/05	A	L	64-77
				1/4/79	A	L	55-84	1/8/06	H	W	82-63
				3/3/79	H	W	83-81	3/2/06	A	L	65-74
				1/17/80	A	L	61-62	2/20/07	A	L	55-64
				2/14/80	H	W	80-66	3/3/07	H	W	52-50
				1/22/81	H	W	63-62	3/9/07	UC	W	70-57
				2/19/81	A	L	65-74	2/28/08	H	W	57-42
				1/23/82	A	L	58-68	3/15/08	CF	W	65-63
				2/20/82	H	W	65-60	2/22/09	A	L	50-61
				1/13/83	A	L	66-86	1/6/10	A	L	47-54
				3/5/83	H	L	65-91	2/2/10	H	W	67-49
				1/12/84	H	W	81-74	1/11/11	A	L+	61-64
				3/3/84	A	L	59-78	2/6/11	H	W	82-56
				1/31/85	H	L	68-77	1/3/12	H	L+	60-63
				3/2/85	A	L	63-82	2/16/12	A	L	55-69
				1/30/86	A	L	81-83	UC - United Center			

Michigan State (60-71)

At Madison: UW leads 43-23

At East Lansing: UW trails 14-45

Neutral: Series tied 3-3

12/10/22	H	W	27-13
12/30/33	H	W	26-16
2/5/34	H	L	22-23
12/31/35	H	W+	23-21
12/6/36	H	W	26-21
2/6/37	H	W	22-17
2/5/38	H	W	30-27
2/4/39	H	W	39-37
2/3/40	A	L	41-48
2/23/46	H	L	48-59
3/1/46	A	L	52-56
1/20/47	A	W	58-48
2/9/48	H	W	51-39
2/6/50	A	W	66-47
1/8/51	A	W	53-52
2/24/51	H	W	35-29
1/21/52	A	L	39-50
2/16/52	H	L	55-57
2/23/53	A	L	45-53
3/9/53	H	W	58-51

+ overtime

* vacated by NCAA

CF - Conseco Fieldhouse, Ind.

Milwaukee (28-1)

At Madison: UW leads 18-1

At Milwaukee: UW leads 10-0

12/27/01	A	W	37-18
1/2/15	A	W	21-10
12/31/15	A	W	51-12
1/1/16	A	W	39-8
12/30/18	A	W	39-18
1/1/20	A	W	36-10
12/22/73	H	W	73-46
12/1/77	H	W	72-66
11/24/78	H	W	74-55
12/12/92	H	L	72-77
11/27/93	H	W	106-84
12/14/94	H	W	90-64
12/23/95	H	W	94-63
12/10/96	H	W	61-41
2/18/98	H	W	65-58
11/16/98	H	W	75-63
11/23/99	A	W	69-49
12/16/00	H	W	55-47
12/27/01	A	W	81-79
11/23/02	H	W	83-72
12/13/03	H	W	89-71
12/15/04	H	W	66-37
12/15/05	H	W	74-68
12/13/06	H	W	68-49
12/12/07	A	W	61-39
11/29/08	H	W	67-46
12/23/09	H	W	68-58
12/8/10	H	W	61-40
12/13/11	A	W	60-54

Minnesota (91-100)

At Madison: UW leads 59-33

At Minn.: UW trails 31-67

Neutral: UW leads 1-0

2/17/00	A	L	15-17
2/23/01	A	L	15-42
2/22/02	A	L	10-30
2/21/03	A	L	11-33
2/23/06	H	W	31-24
3/17/06	A	L	10-16
1/12/07	A	L	11-18
3/9/07	H	W	31-20
1/31/08	H	W	29-16
3/7/08	A	W	34-14
1/30/09	A	W	14-13
3/9/09	H	W	37-13
2/5/10	H	W	24-14
2/25/10	A	L	9-16
2/4/11	A	L	16-17
3/1/11	H	L	13-21
1/20/12	H	W	22-12

3/9/12	A	W+	29-26	3/4/46	A	L	57-58
1/18/13	A	W	19-11	2/8/47	H	W	60-51
2/25/13	H	W	29-11	3/1/47	A	L	55-58
1/17/14	H	W	28-7	1/5/48	H	W	59-50
2/28/14	A	W	27-9	3/1/48	A	L	41-46
1/16/15	A	W	23-20	1/10/49	A	L	33-47
2/27/15	H	W	31-7	3/5/49	A	W	45-43
1/15/16	H	W	31-11	1/16/50	H	W	57-54
3/4/16	A	W	32-14	3/4/50	A	W	60-54
1/13/17	A	L	25-33	2/3/51	A	W	47-44
3/10/17	H	W	16-13	2/9/52	H	L	47-54
3/2/18	A	W	18-17	1/5/53	A	L	53-64
3/16/18	H	L	11-19	1/12/53	H	W	76-74
1/18/19	A	L	11-38	2/15/54	H	L	68-78
3/1/19	H	L	12-23	3/6/54	A	L	73-78
1/31/20	H	W	28-12	2/21/55	H	L	69-71
2/28/20	A	L	26-32	3/5/55	A	W	78-72
1/29/21	A	L	21-22	2/11/56	H	L	71-77
3/5/21	H	W	18-12	2/18/57	A	L	53-85
1/21/22	H	L	15-17	2/8/58	H	L	66-71
3/4/22	A	W	34-20	2/24/58	A	L	63-71
1/20/23	A	W	24-12	1/3/59	A	L	66-79
3/3/23	H	W	36-10	2/21/59	H	L	50-69
1/10/25	A	L	14-16	1/30/60	A	L	72-86
1/24/25	H	L	14-25	2/20/61	H	W	83-75
1/5/26	H	W	36-24	2/3/62	A	W	94-88
3/5/26	A	L	19-31	2/26/62	H	L	90-92
1/14/28	A	W	35-26	2/2/63	H	L	68-69
2/11/28	H	W	38-18	2/18/63	A	L	48-72
1/5/29	A	W	29-21	2/1/64	A	L	92-111
1/19/29	H	W	39-17	3/2/64	H	L	96-105
1/19/31	A	L	26-28	1/9/65	A	L	57-81
2/14/31	H	L	15-42	2/16/65	H	L	91-101
2/20/32	A	L	17-43	3/7/66	A	W	87-74
3/7/32	H	L	21-23	2/14/67	H	W	85-75
2/10/34	A	W	31-30	1/30/68	A	W	72-62
3/5/34	H	W	34-23	2/27/68	H	W	94-82
1/21/35	H	W	38-31	1/14/69	H	W	68-61
2/18/35	A	W	28-27	2/11/69	A	W	69-63
2/13/37	H	L	32-37	1/13/70	H	W	90-84
2/27/37	A	L	17-30	3/6/71	A	L	98-104
1/8/38	H	W	35-28	1/18/72	H	L	59-65
3/5/38	A	L	28-35	2/19/72	A	L	73-76
2/20/39	A	L	32-34	1/13/73	A	L	54-78
2/27/39	H	W	35-25	1/29/73	H	L	64-81
2/12/40	H	W	36-34	2/2/74	A	L+	63-64
2/26/40	A	L	39-44	1/2/75	H	L	46-61
1/6/41	A	L	27-44	3/3/75	A	L	58-65
3/1/41	H	W	42-32	1/19/76	H	L	84-96
3/2/42	A	W	49-47	2/16/76	A	L	74-98
1/30/43	H	W	54-33	1/22/77	A	L	64-82*
3/1/43	A	L	34-48	3/3/77	H	L	61-64*
1/29/44	A	W	49-30	1/21/78	A	L	51-61
2/25/44	H	W	50-33	2/29/78	H	L	55-64
1/13/45	H	W	46-37	1/20/79	A	L	72-82
3/3/45	A	L	50-54	2/8/79	H	L	72-74
1/5/46	H	L	45-46	1/10/80	A	L+	76-82

* vacated by NCAA

2/23/80	H	W	70-55
1/8/81	A	L	60-76
3/7/81	H	W+	60-58
1/21/82	H	L	57-78
2/11/82	A	L	60-71
1/29/83	H	L	58-65
1/19/83	A	L	71-78
1/25/84	A	L	62-75
2/15/84	H	L	67-68
1/24/85	A	L	62-72
2/24/85	H	W	65-61
1/23/86	H	L	65-67
2/22/86	A	W	70-64
1/3/87	A	L	67-69
3/5/87	H	W	69-52
2/8/88	A	L	62-71
2/28/88	H	W	81-70
1/4/89	H	W	75-67
2/8/89	A	L	58-59
1/22/90	H	W	77-75
2/22/90	A	L	67-68
1/7/91	H	W	72-62
3/9/91	A	L	70-80
1/15/92	H	L	48-49
3/4/92	A	L	57-76
1/16/93	H	W	79-70
2/18/93	A	L	71-85
1/12/94	A	L	53-90
2/12/94	H	L	78-109
1/14/95	H	W	74-67
2/28/95	A	L	70-78
1/24/96	H	W+	73-65
2/17/96	A	L	66-70
1/2/97	A	L	48-65
3/8/97	H	W	66-65
1/27/98	A	L	48-58
1/30/99	H	W	61-50
1/22/00	H	W	85-53
2/5/00	A	W	66-64
1/6/01	A	L	49-54
2/21/01	H	W	64-54
1/16/02	H	W	73-64
2/16/02	A	W	67-62
1/15/03	H	W	66-50
3/2/03	A	W	69-61
2/4/04	H	W	80-66
3/12/04	CF	W	66-52
2/5/05	A	L	50-60
1/10/06	A	W	64-62
2/26/06	H	W	80-74
1/6/07	H	W	68-45
2/14/07	A	W	75-62
2/3/08	A	W	63-47
2/16/08	H	W	65-56
1/15/09	H	L+	74-78
3/4/09	A	L	46-51

+ overtime

2/18/10	A	L	52-68
12/28/10	H	W	68-60
2/9/12	A	W+	68-61
2/28/12	H	W	52-45

CF - Consecro Fieldhouse, Ind.

Mississippi Valley St. (2-0)

At Madison: UW leads 2-0

12/23/93	H	W	115-79
12/23/11	H	W	79-45

Missouri (7-4)

At Madison: UW leads 5-0
At Columbia: UW trails 0-3
Neutral: UW leads 2-1

12/22/30	H	W	37-9
12/31/37	H	W	40-29
12/30/44	N	W	52-37
12/9/48	H	W	58-42
12/20/49	A	L	48-50
12/12/53	H	W	64-53
12/13/54	A	L	56-67
12/15/58	H	W	68-60
12/14/59	A	L	66-78
3/19/94	N	L	96-109
11/12/99	N	W	66-55

Missouri State (0-2)

Neutral: UW trails 0-2

3/12/99	N	L	32-43
11/24/06	N	L	64-66

Montana (2-0)

At Madison: UW leads 1-0
Neutral: UW leads 1-0

12/20/65	H	W	76-72
11/30/97	N	W	78-61

Morgan State (2-0)

At Madison: UW leads 2-0

12/23/79	H	W	94-42
11/25/84	H	W	93-78

Navy (2-0)

Neutral: UW leads 2-0

3/22/47	N	W	50-49
12/29/91	N	W	93-58

Nebraska (8-10)

At Madison: UW leads 5-2
At Lincoln: UW trails 2-6
Neutral: UW trails 1-2

3/5/04	A	L	22-25
2/21/07	H	W	35-31
3/3/08	H	W	34-4
1/3/22	H	W	27-14
12/30/39	N	L	43-53
1/4/41	A	W	46-31
12/19/55	H	W	71-52
12/10/56	A	L	51-53
12/1/65	H	L	88-101
11/30/68	A	L	55-68
12/27/79	N	L	82-83
12/5/83	H	L++	69-71
12/12/84	A	L	51-53
12/11/90	A	L	63-75
12/11/91	A	L	67-86
11/22/98	N	W	78-41
12/27/11	A	W	64-40
1/15/12	H	W	50-45

Nevada (3-0)

At Madison: UW leads 2-0
Neutral: UW leads 1-0

12/20/60	H	W	89-56
12/29/79	N	W	86-61
12/23/97	H	W	62-53

New Mexico (2-0)

At Albuquerque: UW leads 1-0
Neutral: UW leads 1-0

12/27/57	A	W	61-59
12/29/84	N	W	83-74

New Mexico State (0-1)

Neutral: UW trails 0-1

11/20/98	N	L	52-66
----------	---	---	-------

New Orleans (1-0)

At Madison: UW leads 1-0

3/15/89	H	W	63-61
---------	---	---	-------

Norfolk State (1-0)

Neutral: UW leads 1-0

11/18/05	N	W	80-51
----------	---	---	-------

North Carolina (0-2)

At Chapel Hill: UW trails 0-1
Neutral: UW trails 0-1

3/27/05	N	L	82-88
11/30/11	A	L	57-60

North Carolina State (2-0)

At Madison: UW leads 1-0

* vacated by NCAA

Neutral: UW leads 1-0

3/25/05	N	W	65-56
12/1/10	H	W	87-48

North Dakota (1-0)

At Madison: UW leads 1-0

11/14/10	H	W	85-53
----------	---	---	-------

North Dakota State (0-1)

At Madison: UW trails 0-1

1/21/06	H	L	55-62
---------	---	---	-------

NE Illinois (1-0)

At Madison: UW leads 1-0

11/28/95	H	W	89-55
----------	---	---	-------

Northern Illinois (11-2)

At Madison: UW leads 8-0

At DeKalb: UW leads 3-2

12/14/68	H	W	69-67
12/8/75	H	W	97-77
12/13/76	A	L	57-81
12/31/77	H	W+	74-73
12/20/82	MC	W	58-55
12/7/83	H	W	90-68
12/22/84	MC	W	83-71
12/12/85	H	W	76-67
12/11/86	MC	W	95-63
12/1/87	H	W	87-77
12/2/98	H	W	67-52
12/14/99	A	L	51-55
11/25/00	H	W	68-64

Northern Iowa (4-1)

At Madison: UW leads 2-0

At Cedar Falls: UW trails 0-1

Neutral: UW leads 2-0

12/21/81	H	W	65-53
12/1/82	H	W	76-69
12/1/83	A	L	59-60
12/20/87	N	W	64-56
3/18/05	N	W	57-52

Northwestern (110-61)

At Madison: UW leads 64-20

At Evanston: UW trails 37-38

Neutral: UW leads 7-3

1/8/10	H	W	55-9
2/26/10	A	W	39-11
1/14/11	A	W	29-9
3/8/11	H	W	23-11

1/6/12	A	W	32-19	2/23/48	H	W	59-54
2/24/12	H	W	46-11	2/12/49	CS	W	56-52
2/10/14	H	W	38-9	2/21/49	H	W	57-46
2/17/14	A	W	33-26	1/16/50	CS	W	66-59
1/18/16	H	W	22-18	2/27/50	H	W	67-53
3/11/16	A	W	24-21	1/15/51	H	W	68-56
1/8/17	A	W+	29-21	1/19/52	A	W	74-58
2/12/17	H	W	23-21	1/17/53	A	W	78-56
1/5/18	A	L	17-33	3/7/53	H	W	74-58
3/7/18	H	W	26-18	1/11/54	H	W	64-47
1/11/19	H	L	15-20	2/26/55	A	L	72-80
2/22/19	A	L	23-32	2/4/56	A	W	79-55
1/3/21	A	L	12-13	3/3/56	H	W	76-70
2/12/21	H	W	22-10	1/5/57	A	L	54-75
1/9/22	A	W	21-9	3/4/57	H	W	82-69
2/22/22	H	W	23-11	3/1/58	A	L	65-82
1/6/23	A	W	21-10	2/28/59	H	L	82-86
3/5/23	H	W	29-17	1/11/60	H	L	69-77
1/12/24	A	W	25-10	2/29/60	A	L	59-73
3/1/24	H	W	23-14	2/11/61	A	L	52-54
1/23/26	H	W	35-27	3/4/61	H	W	75-61
2/16/26	A	L	26-36	2/24/62	A	W	65-64
1/15/27	A	W	28-18	2/16/63	H	W	78-65
1/22/27	H	W	25-24	1/11/64	A	L	63-76
2/18/29	H	W	37-23	2/11/64	A	L	64-72
2/23/29	A	W	31-25	2/23/65	H	W+	93-87
1/4/30	A	L	14-23	3/6/65	A	W	88-76
2/15/30	H	W	29-22	2/21/66	A	L	65-76
1/4/32	A	L+	30-31	2/28/66	H	W	90-62
1/18/32	H	L	24-28	2/21/67	H	W	110-94
1/16/33	A	L	22-40	2/28/67	A	L	82-91
2/25/33	H	L	28-30	3/9/68	A	L	75-77
1/7/35	H	W	16-9	3/4/69	H	L	70-72
1/19/35	A	L	31-36	2/21/70	A	L	75-82
2/24/36	H	L	28-33	3/3/70	H	L	82-87
3/2/36	A	L	26-49	1/19/71	H	W	87-72
1/3/38	A	L	38-47	2/13/71	A	L	91-101
2/12/38	H	L	23-27	3/4/72	H	L	82-90
2/13/39	A	L	27-37	2/27/73	A	L	73-74
3/2/40	H	L	44-47	1/5/74	H	W	87-53
2/10/41	A	W+	48-46	3/9/74	A	W	77-62
1/17/42	CS	W	49-46	1/4/75	A	L	66-69
2/21/42	H	W	59-47	3/8/75	H	W	94-70
1/9/43	CS	W	67-65	1/24/76	A	L	60-62
2/22/43	H	L	54-56	2/21/76	H	L	77-90
1/8/44	CS	L	38-60	1/20/77	H	W	61-60
2/4/44	H	W++	50-47	2/19/77	A	L	88-98
1/6/45	H	L	37-52	1/28/78	H	L	85-93
1/27/45	CS	W	44-43	2/18/78	A	W	81-80
1/26/46	CS	L	34-56	1/11/79	H	W	95-82
2/9/46	H	L	58-63	2/24/79	A	W	72-70
1/27/47	H	W	45-44	1/3/80	H	W	75-66
2/15/47	CS	W	54-42	3/1/80	A	L	50-53
2/7/48	CS	W	68-62	1/10/81	A	L	48-50

3/5/81	H	W	60-57
1/14/82	H	L	55-61
2/27/82	A	W	61-60
1/20/83	H	W	49-45
2/26/83	DP	L	57-64
1/19/84	A	W+	61-60
2/26/84	H	W	54-47
1/5/85	A	W	52-51
3/9/85	H	W	61-53
1/4/86	H	W	57-52
3/9/86	A	W	70-68
1/31/87	A	W	62-57
3/1/87	H	W	76-59
1/30/88	H	W	80-59
3/5/88	A	W	74-69
1/28/89	A	W	59-58
2/15/89	H	W	72-60
1/27/90	A	L	85-87
3/1/90	H	W	65-50
1/24/91	A	W	74-57
2/24/91	H	W	79-76
1/8/92	H	W	69-67
3/14/92	A	L	65-76
2/3/93	H	W	101-87
3/6/93	A	L	89-100
2/19/94	H	L	71-75
3/5/94	A	L	54-66
1/28/95	H	W	97-73
2/15/95	A	W	70-56
1/20/96	A	L	52-62
2/21/96	H	L	71-82
1/29/97	H	W	65-53
2/8/97	A	W	56-44
1/17/98	H	W	56-33
2/11/98	A	L	39-47
1/16/99	A	W	57-49
2/10/99	H	W	57-45
3/1/00	A	W	62-46
3/9/00	UC	W	51-41
2/18/01	H	W	59-37
1/30/02	A	L	60-69
2/9/02	H	W	73-44
1/29/03	H	W	69-50
2/8/03	A	W	74-59
2/7/04	A	L	51-69
2/2/05	H	W	73-58
1/14/06	H	W	68-52
2/23/06	A	L	51-62
1/13/07	A	W	56-50
2/3/07	H	W	69-52
1/19/08	H	W	62-50
3/8/08	A	W	65-52
1/7/09	H	W	74-45
1/31/09	A	L	63-66

+ overtime

1/13/10	A	W	60-50
2/21/10	H	W	70-63
1/23/11	A	W	78-46
2/27/11	H	W	78-63
1/18/12	H	W	77-57

CS - Chicago Stadium
 DP - DePaul's Alumni Hall
 UC - United Center, Chicago

Notre Dame (10-18)

At Madison: Series tied 7-7
At South Bend: UW trails 2-10
Neutral: Tied 1-1

2/8/27	H	L	14-19
2/7/28	H	L	14-21
12/13/37	A	L	31-33
12/10/38	H	W	45-39
12/12/39	A	L	33-51
12/14/40	H	W	44-43
12/13/41	H	W	43-35
12/14/42	A	L+	59-61
12/11/43	A	L	31-41
12/31/43	N	W	47-45
12/16/44	H	L	46-57
12/15/45	A	L	51-65
12/14/46	H	W+	53-49
12/13/48	A	L	54-60
12/13/49	H	W	56-48
12/11/50	A	L	61-67
12/8/51	H	L	53-63
12/4/54	A	L	61-72
12/5/55	A	W	70-66
12/8/56	H	L	55-75
12/7/57	H	L	53-75
12/13/58	H	W	56-54
12/7/59	A	L	58-78
2/1/65	A	W	98-90
12/4/65	H	W	97-79
12/5/67	H	L	73-81
12/11/68	A	L	56-57
11/28/10	N	L	51-58

Oakland (1-0)

At Madison: UW leads 1-0
 11/18/09 H W 58-42

Ohio (9-2)

At Madison: UW leads 5-1
At Athens: UW leads 2-1
Neutral: UW leads 2-0
 12/7/63 H L 76-77
 12/27/68 N W 74-68

1/31/70	H	W	72-69
12/15/70	A	L	80-81
2/20/73	A	W	82-68
1/9/74	H	W	69-68
11/30/74	H	W	71-62
12/9/00	H	W	65-46
12/8/01	A	W	77-71
12/23/02	H	W	75-51
12/27/03	N	W	71-48

Ohio State (66-83)

At Madison: UW leads 45-31
At Columbus: UW trails 22-53

Neutral: UW trails 1-3

1/12/05	A	L	22-25
1/21/13	H	W	22-11
2/15/13	A	W	27-22
2/16/15	A	W	26-17
3/6/15	H	W	23-12
1/6/17	A	W	30-22
2/17/17	H	W	40-15
2/24/20	H	W	31-27
3/8/20	A	W	34-22
2/21/21	A	W	42-25
3/8/21	H	W	34-24
2/23/24	A	L	13-27
3/3/24	H	W	30-20
1/13/25	H	L	20-27
3/14/25	A	L	23-37
1/10/27	H	W	25-16
2/19/27	A	L	16-20
1/7/28	A	W	30-13
2/18/28	H	W	21-18
1/11/30	A	W	32-25
3/3/30	H	W	32-23
1/10/31	A	L	19-29
2/23/31	H	W	28-24
2/6/33	H	L	30-31
3/4/33	A	L	20-37
2/12/34	H	W	42-23
2/24/34	A	W	44-38
1/4/36	A	L	23-44
2/10/36	H	W	34-25
1/11/37	H	L	22-28
2/8/37	H	W+	35-33
2/25/39	H	L	38-46
2/17/40	A	L	35-41
1/25/41	H	W	46-31
2/14/42	H	W	49-39
2/28/42	A	W	44-39
2/3/45	A	L	36-40
2/9/45	H	L	34-63
2/22/47	H	L	56-57
2/16/48	A	L	47-53

1/17/49	H	L	54-57	2/2/84	H	L	74-85	CF - Conseco Fieldhouse, Ind.
2/4/50	A	L	47-61	2/11/84	A	L	65-71	
1/13/51	A	W	74-67	1/9/85	A	L	88-99	
2/5/51	H	W	56-51	2/9/85	H	W	92-78	
1/12/52	H	W	58-51	1/9/86	H	L	61-78	
3/1/52	A	L	56-69	2/8/86	A	L	71-73	
1/19/53	H	W	64-51	1/17/87	A	L	66-81	
2/28/53	A	W	69-63	2/12/87	H	L	69-83	
2/6/54	A	W	79-73	1/9/88	H	W	64-63	
2/12/55	H	W	86-63	2/13/88	A	L	53-78	
1/14/56	A	L++	98-100	1/7/89	A	L	70-73	
2/20/56	H	L	71-79	3/4/89	H	W	77-65	
1/21/57	H	L	64-67	1/13/90	A	L	53-68	
2/16/57	A	L	50-63	2/15/90	H	L	58-68	
1/11/58	H	W	67-64	1/12/91	A	L	60-92	
2/7/59	A	L	72-78	2/14/91	H	L	71-73	
2/8/60	H	L	69-106	2/5/92	A	L	72-86	
2/27/60	A	L	68-93	2/15/92	H	L	63-67	
1/30/61	H	L	68-100	1/20/93	H	W	76-67	
2/25/61	A	L	74-97	2/20/93	A	L	70-80	
3/3/62	H	W	86-67	1/8/94	H	W	69-55	
2/9/63	A	L	70-94	2/5/94	A	L	57-73	
1/4/64	H	L	85-101	1/11/95	A	W	81-59	
2/15/64	A	L	74-92	3/4/95	H	W	80-69	
1/30/65	A	L	86-98	1/31/96	A	L	55-63	
2/6/65	H	L	71-73	2/10/96	H	W	62-56	
1/31/66	A	L+	81-87	2/1/97	A	L	42-60	
2/4/67	H	L+	84-90	1/3/98	A	W	64-59	
2/3/68	A	L	64-86	2/25/98	H	L	56-61	
2/12/68	H	W	86-78	1/2/99	H	L+	74-78*	
1/11/69	A	L	69-84	2/24/99	A	L	54-63*	
2/8/69	H	W	77-73	1/13/00	H	L	51-53*	
2/24/70	H	L	86-98	2/2/00	A	L	48-51	
3/7/70	A	L	87-96	1/24/01	H	W	57-42*	
1/16/71	A	L	69-83	2/10/01	A	L	58-63*	
2/16/71	H	L	71-79	2/6/02	H	W+	94-92*	
2/5/72	A	L	69-79	1/18/03	A	W	53-52	
2/3/73	H	W	84-76	3/14/03	UC	L	50-58	
1/26/74	H	W	69-64	1/28/04	A	W	69-57	
2/23/74	A	W	68-56	2/14/04	H	W	78-48	
1/18/75	H	L	67-69	1/11/05	H	W	72-66	
2/15/75	A	L	70-76	2/27/05	A	W	64-56	
1/5/76	H	W+	82-81	3/11/05	UC	W	60-49	
3/1/76	A	W	91-79	1/18/06	A	L	67-77	
1/13/77	H	L	58-60	2/15/06	H	W	78-73	
2/26/77	A	L+	80-82	1/9/07	H	W	72-69	
1/5/78	A	L	61-77	2/25/07	A	L	48-49	
3/4/78	H	L	78-83	3/11/07	UC	L	49-66	
1/6/79	A	L	71-82	2/24/08	A	W	58-53	
3/1/79	H	W	76-73	2/14/09	H	W	55-50	
1/26/80	A	W	72-71	3/13/09	CF	L	57-61	
2/2/80	H	W	70-67	12/31/09	H	W	65-43	
1/29/81	A	L	67-71	1/16/10	A	L	51-60	
2/21/81	H	W	77-63	2/12/11	H	W	71-67	
1/9/82	A	L	59-67	3/6/11	A	L	65-93	
3/4/82	H	L	75-77	2/4/12	H	L	52-58	
2/5/83	A	L	69-82	2/26/12	A	W	63-60	
2/9/83	H	L	65-68	UC - United Center, Chicago				

* vacated by NCAA

Oklahoma (3-3)

At Madison: UW trails 1-2

At Norman: Series tied 1-1

Neutral: UW leads 1-0

12/21/42	H	W	48-37
12/18/46	H	L	40-56
12/22/47	A	L	49-75
12/14/53	H	L	65-69
12/11/54	A	W	77-66
11/29/97	N	W	75-64

Oklahoma State (0-1)

At Madison: UW trails 0-1

12/29/83	H	L	84-89
----------	---	---	-------

Old Dominion (1-0)

Neutral: UW leads 1-0

11/21/05	N	W	84-81
----------	---	---	-------

Oral Roberts (0-2)

At Madison: UW trails 0-1

At Tulsa: UW trails 0-1

12/4/72	A	L	76-90
12/29/78	H	L	69-102

Oregon (3-2)

At Eugene: UW leads 1-0

Neutral: Series tied 2-2

12/27/51	N	W	82-77
12/27/52	N	L	64-66
12/27/81	N	L	82-85
11/26/88	N	W	74-47
11/24/90	A	W	72-70

Oregon State (1-2)

At Madison: Series tied 1-1

Neutral: UW trails 0-1

1/2/28	H	W	36-21
12/8/49	H	L	36-49
12/28/60	N	L	54-56

Pacific (2-1)

At Madison: UW leads 2-0

Neutral: UW trails 0-1

12/16/61	H	W	92-68
11/28/97	N	L	48-55
12/23/06	H	W	83-47

+ overtime

Penn State (28-10)

At Madison: UW leads 16-2

At University Park: UW leads 11-7

Neutral: Tied 1-1

1/30/93	A	W	75-68
3/3/93	H	L	58-62
1/6/94	A	W	71-56
2/9/94	H	W	77-64
1/26/95	H	L	67-78
2/18/95	A	L	67-74
1/7/96	A	L	50-79
3/6/96	H	W	54-52
1/18/97	H	W	64-45
2/19/97	A	W	49-45
1/14/98	H	W	76-57
2/14/98	A	L	69-75
3/5/98	UC	W	52-51
1/13/99	A	W	61-58
2/13/99	H	W	73-63
1/19/00	A	L	61-76
1/27/01	H	W	63-58
1/9/02	A	L	49-51
1/26/02	H	W	66-63
2/1/03	H	W	86-55
2/19/03	A	L	57-58
2/25/04	H	W	68-45
1/29/05	A	W	76-50
1/25/06	H	W	72-43
2/11/06	A	W	82-62
2/7/07	A	W	71-58
2/17/07	H	W	75-49
1/15/08	A	W	80-55
3/5/08	H	W	77-41
1/3/09	H	W	65-61
2/8/09	A	W	54-44
1/3/10	A	W	63-46
1/24/10	H	W+	79-71
1/29/11	A	L	52-56
2/20/11	H	W	76-66
3/11/11	CF	L	33-36
1/31/12	A	W	52-46
2/19/12	H	W	65-55

UC - United Center, Chicago
CF - Consecro Fieldhouse, Ind.

Pennsylvania (6-0)

At Madison: UW leads 3-0

At Philadelphia: UW leads 2-0

Neutral: UW leads 1-0

12/18/30	H	W	25-12
2/23/38	A	W	52-44
12/29/65	H	W	84-70
12/27/67	N	W	86-67

11/21/03	A	W	64-53
11/20/04	H	W	77-44

Pepperdine (2-2)

At Madison: UW leads 2-0

At Malibu: UW trails 0-2

11/24/97	A	L	66-77
12/12/98	H	W	57-51
11/27/04	A	L	61-75
12/03/05	H	W	71-55

Pittsburgh (11-7)

At Madison: UW leads 9-2

At Pittsburgh: UW trails 2-3

Neutral: UW trails 0-2

12/15/28	H	W	34-24
12/15/31	H	W	30-29
12/29/34	H	L	27-31
12/21/36	A	L	30-41
12/11/37	H	W	44-36
12/18/40	H	L	34-36
3/22/41	H	W	36-30
12/12/47	H	W	49-36
12/10/63	H	W	85-83
12/8/64	A	W	80-63
12/20/69	H	W	85-71
12/8/70	A	L	76-81
12/18/71	H	W	80-63
1/3/72	A	W	72-70
12/30/86	N	L	82-98
3/21/04	N	L	55-59
12/31/05	A	L	64-73
12/16/06	H	W	89-75

Portland (2-1)

At Madison: UW leads 1-0

At Portland: Series tied 1-1

12/29/60	A	L	71-79
1/5/90	H	W	74-50
11/30/91	A	W	96-87

Prairie View A&M (1-0)

At Madison: UW leads 1-0

11/14/10	H	W	99-55
----------	---	---	-------

Princeton (2-2)

At Madison: UW leads 1-0

Neutral: UW trails 1-2

12/31/40	N	W	52-40
12/29/54	H	W	66-64
12/21/63	N	L+	87-90
12/28/85	N	L	49-54

Providence (1-3)**At Madison:** UW trails 0-1**At Providence:** UW trails 0-2**Neutral:** UW leads 1-0

12/26/61	N	W	95-84
12/9/77	A	L	62-73
12/11/95	A	L	57-58
12/23/96	H	L	57-59

Purdue (65-104)**At Madison:** UW leads 46-36**At West Laf.:** UW trails 17-68**Neutral:** UW leads 2-0

1/20/06	A	W	34-14
2/3/06	H	W	31-15
1/25/07	A	W	33-27
3/15/07	H	W	37-10
1/17/08	A	W	28-24
1/23/08	H	W	34-13
1/15/09	A	L	20-23
2/27/09	H	W	30-6
1/22/10	A	L	17-29
3/12/10	H	W	38-14
1/13/11	A	L	16-34
2/24/11	H	W	45-17
1/13/13	A	W	25-15
3/1/13	H	W	22-19
2/13/14	H	W+	25-20
3/10/14	A	W	27-13
1/11/15	A	W+	28-24
2/19/15	H	W	26-21
1/8/16	A	W	33-17
2/25/16	H	W	35-22
1/26/18	H	W	21-16
3/13/18	A	W	24-18
2/6/23	A	L	13-17
2/24/23	H	W	20-19
2/23/25	H	L	22-30
3/12/25	A	L	26-32
2/20/26	H	L	21-29
2/26/26	A	L	31-32
2/23/28	H	W	28-22
2/25/28	A	L	15-31
1/21/29	A	W	31-26
2/25/29	H	W	27-24
2/21/31	A	L	27-46
3/2/31	H	L	17-24
1/11/32	A	L	22-38
2/27/32	H	L	21-28
1/15/34	H	L	26-27
2/26/34	A	L	25-37
1/5/35	H	L	18-19
3/4/35	A	L	24-43

1/4/37	A	L	30-43	2/15/72	A	W	84-65
3/1/37	H	W	46-43	2/22/72	H	W	66-60
1/15/38	A	L	34-40	1/22/73	A	L	59-66
2/19/38	H	L	39-46	2/26/73	H	W	71-63
2/6/39	A	L	31-39	2/16/74	A	L	80-107
2/18/39	H	W+	32-30	1/11/75	A	L	49-88
1/13/40	A	L	36-49	2/8/75	H	L	64-69
2/24/40	H	L+	45-48	1/10/76	A	L	72-87
1/13/41	H	W+	48-42	2/7/76	H	L	74-85
2/17/41	A	W	43-42	1/24/77	A	L	71-81
2/16/42	A	L	34-40	2/10/77	H	W	76-74
2/27/43	A	W	53-45	1/12/78	H	L	70-79
2/19/44	H	L+	50-52	2/25/78	A	L	78-87
1/29/45	A	L	34-45	1/27/79	A	L	60-73
2/17/45	H	W	64-48	2/3/79	H	L	48-54
1/12/46	H	L	49-53	1/24/80	H	L+	60-73
1/28/46	A	L	46-59	2/16/80	A	L	61-69
2/24/47	A	W	72-60	1/17/81	H	L	69-71
1/19/48	H	W	49-44	2/26/81	A	L	61-72
2/14/49	A	L	48-53	1/30/82	A	L	67-81
2/20/50	H	W	56-45	2/6/82	H	L	46-55
2/12/51	A	L	46-62	1/6/83	H	L	64-80
3/3/51	H	L	61-64	3/12/83	A	L	64-79
1/5/52	H	L	64-79	1/5/84	A	L	65-84
2/11/52	A	L	67-78	3/6/84	H	L	48-61
12/20/52	A	L	59-65	1/19/85	H	L	68-72
1/3/53	H	W	50-46	2/14/85	A	L	52-67
1/2/54	H	W	66-57	1/19/86	A	L	73-100
2/27/54	A	L	66-71	2/13/86	H	L	78-80
2/14/55	A	L	63-75	1/10/87	H	L	48-57
2/28/55	H	W	75-73	2/5/87	A	L	62-70
1/2/56	H	L	66-78	2/3/88	A	L	62-86
3/2/57	A	L	66-85	3/3/88	H	L	56-84
1/18/58	A	L	47-62	1/14/89	H	L	62-68
2/15/58	H	L	76-81	3/2/89	A	L	60-65
1/10/59	A	L	61-84	1/17/90	H	L	54-56
2/9/59	H	W	91-86	2/17/90	A	L	55-62
1/9/60	A	L	69-99	1/26/91	H	W	66-44
3/5/60	H	W	89-80	2/28/91	A	L	62-69
2/4/61	A	L	58-69	2/2/92	H	W	79-69
3/11/61	H	L	81-88	2/29/92	A	L	51-61
1/27/62	H	W	89-86	1/13/93	A	L	60-76
1/5/63	A	W	74-66	2/13/93	H	L++	87-90
2/8/64	H	W	81-80	1/15/94	H	W	75-69
2/29/64	A	L	83-97	2/16/94	A	L	64-67
1/11/65	H	W	76-66	2/26/95	A	L	56-66
2/13/65	A	L	74-83	2/7/96	H	L	42-75
3/5/66	H	W	69-68	1/22/97	A	L	52-60
1/7/67	A	W	79-76	2/15/97	H	W	69-52
1/9/68	A	L	79-99	1/31/98	A	L	59-82
3/2/68	H	W	104-84	1/10/99	H	W	61-56
1/4/69	H	L	80-86	1/15/00	A	L	52-63
2/15/69	A	L	69-87	1/26/00	H	W	55-45
1/6/70	A	L	74-90	3/10/00	UC	W	78-66
3/9/71	H	L	77-81	3/25/00	N	W	64-60

1/10/01	A	L	67-73
2/7/01	H	W	73-54
1/19/02	H	W	77-66
2/5/03	A	L	60-78
1/14/04	A	L	51-53
2/29/04	H	W	82-46
1/5/05	A	W	77-68
3/5/05	H	W	64-52
2/4/06	A	L	62-70
1/17/07	H	W	69-64
1/26/08	A	L	56-60
2/9/08	H	L	67-72
1/11/09	A	L	52-65
1/27/09	H	L	63-64
1/9/10	H	W	73-66
1/28/10	A	L	57-60
2/1/11	H	W	66-59
2/16/11	A	L	62-70
1/12/12	A	W	67-62

UC - United Center, Chicago

Rhode Island (2-0)

At Madison: UW leads 1-0
At Kingston: UW leads 1-0

11/28/98	A	W	65-59
12/3/99	H	W	66-43

Rice (1-2)

At Madison: Series tied 1-1
At Houston: UW trails 0-1

12/16/57	H	W	67-62
12/6/58	A	L	37-78
3/17/93	H	L	73-77

Richmond (1-0)

Neutral: UW leads 1-0

3/19/04	N	W	76-64
---------	---	---	-------

Rutgers (3-0)

At Madison: UW leads 1-0
At Piscataway: UW leads 1-0
Neutral: UW leads 1-0

12/28/49	N	W	68-55
11/29/03	H	W	55-43
12/4/04	A	W	70-62

St. Bonaventure (1-1)

At Madison: UW trails 0-1
At St. Bona.: UW trails 1-0

12/9/95	H	L	62-76
12/14/96	A	W	77-68

St. John's (NY) (3-0)

At Madison: UW leads 1-0
At Jamaica: UW leads 1-0
Neutral: UW leads 1-0

1/26/63	H	W	85-52
11/28/78	A	W	73-68
3/15/02	N	W	80-70

St. Mary's (CA) (1-1)

At Madison: Series tied 1-1

12/4/74	H	L	60-62
12/2/76	H	W	82-76

Saint Louis (2-2)

At Madison: UW leads 1-0
At St. Louis: UW trails 0-1
Neutral: Series tied 1-1

12/19/50	A	L+	48-53
12/17/51	H	W	55-54
12/2/78	N	W	66-63
3/20/89	N	L	68-73

Sam Houston State (1-0)

At Madison: UW leads 1-0

12/13/91	H	W	98-75
----------	---	---	-------

San Diego (1-0)

Neutral: UW leads 1-0

11/23/08	N	W	64-49
----------	---	---	-------

San Francisco State (2-0)

At Madison: UW leads 2-0

12/2/85	H	W	90-61
11/29/90	H	W	72-53

San Jose State (1-0)

At Madison: UW leads 1-0

1950	H	W	75-59
------	---	---	-------

Savannah State (2-0)

At Madison: UW leads 2-0

11/15/07	H	W	79-32
12/15/11	H	W	66-33

SIU-Edwardsville (2-0)

At Madison: UW leads 2-0

12/2/72	H	W	100-74
11/18/08	H	W	88-58

South Carolina (3-0)

At Madison: UW leads 1-0
At Columbia: UW leads 1-0
Neutral: UW leads 1-0

12/17/66	N	W	88-84
11/22/85	A	W	68-65
12/4/86	H	W	47-45

South Dakota (1-0)

At Madison: UW leads 1-0

12/4/10	H	W	76-61
---------	---	---	-------

South Florida (3-1)

At Madison: UW leads 2-0
At Tampa: Series tied 1-1

11/29/86	H	W	65-51
11/28/87	A	W	58-55
12/11/99	A	L	63-66
12/30/00	H	W+	63-61

SE Missouri State (1-0)

At Madison: UW leads 1-0

11/25/91	H	W	82-71
----------	---	---	-------

Southern (1-0)

At Madison: UW leads 1-0

11/19/06	H	W	92-39
----------	---	---	-------

Southern California (1-2)

At Madison: UW leads 1-0
At Los Angeles: UW trails 0-2

12/23/46	H	W	61-56
12/21/48	A	L	31-36
12/29/82	A	L	76-86

Southern Illinois (1-3)

At Madison: Series tied 1-1
At Carbondale: UW trails 0-2

12/13/69	H	L	69-74
2/9/70	A	L	75-86
12/3/83	H	W	78-72
12/8/87	A	L	76-80

Southern Indiana (0-1)

At Madison: UW trails 0-1

12/8/90	H	L	66-78
---------	---	---	-------

SMU (4-3)**At Madison:** UW trails 1-2**At Dallas:** UW leads 2-1**Neutral:** UW leads 1-0

12/12/55	H	L	62-75
12/8/58	A	L	63-81
12/9/67	H	W	120-82
12/6/69	A	W	78-76
12/28/73	N	W	74-73
12/1/90	A	W	65-49
12/3/91	H	L	64-66

Stanford (3-6)**At Madison:** Series tied 3-3**At Palo Alto:** UW trails 0-3

1/2/40	H	L	26-39
12/30/55	A	L	53-65
12/21/59	H	W	61-60
12/18/74	H	L	67-89
12/29/75	H	W	70-64
12/11/76	A	L	66-70
3/18/91	H	L	72-80
12/27/93	H	W	80-73
12/27/94	A	L	78-95

Syracuse (1-1)**At Syracuse:** UW trails 0-1**Neutral:** UW leads 1-0

1/3/27	N	W	31-24
11/13/99	A	L	49-68

Temple (6-3)**At Madison:** Series tied 2-2**At Philadelphia:** UW leads 4-1

12/28/67	A	L	80-82
12/2/95	H	W+	57-54
12/4/96	A	W+	64-57
12/6/97	H	L	49-59
12/9/98	A	W	63-56
12/29/99	H	W	62-44
12/14/00	A	W	66-58
12/3/01	H	L++	67-70
1/2/03	A	W	80-67

Tennessee (1-2)**At Madison:** UW leads 1-0**At Knoxville:** UW trails 0-1**Neutral:** UW trails 0-1

12/28/81	N	L	67-79
11/21/00	A	L	56-66
12/29/01	H	W	65-62

Tennessee Tech (1-0)**At Madison:** UW leads 1-0

12/31/90	H	W	71-65
----------	---	---	-------

Texas (4-2)**At Madison:** UW leads 1-1**At Austin:** UW leads 2-0**Neutral:** Series tied 1-1

12/29/70	N	W	89-73
3/14/96	N	L	58-71
12/15/98	A	W	65-62
12/7/99	H	W	61-45
12/29/07	A	W	67-66
12/23/08	H	L	69-74

Texas A&M (1-0)**At Madison:** UW leads 1-0

12/28/84	H	W	71-69
----------	---	---	-------

Texas A&M-C.C. (1-0)**Neutral:** UW leads 1-0

3/16/07	N	W	76-63
---------	---	---	-------

Texas-Arlington (1-0)**At Madison:** UW leads 1-0

12/22/90	H	W	105-74
----------	---	---	--------

Texas-El Paso (1-0)**At Madison:** UW leads 1-0

12/8/62	H	W	73-59
---------	---	---	-------

Texas Southern (2-0)**At Madison:** UW leads 2-0

12/22/80	H	W	58-49
12/21/02	H	W	81-58

Texas Tech (2-0)**At Madison:** UW leads 1-0**At Lubbock:** UW leads 1-0

12/11/93	A	W	91-88
12/3/94	H	W	70-65

Toledo (2-1)**At Madison:** UW leads 2-0**At Toledo:** UW trails 0-1

11/29/82	H	W	79-71
12/20/83	A	L	60-73
12/9/97	H	W	73-68

Tulane (1-3)**At Madison:** Series tied 1-1**At New Orleans:** UW trails 0-2

12/21/53	A	L+	55-57
12/20/54	H	L	66-69
12/19/70	H	W	96-77
12/4/71	A	L	70-72

Tulsa (1-0)**Neutral:** UW leads 1-0

3/22/03	N	W	61-60
---------	---	---	-------

UCLA (2-4)**At Madison:** Series tied 1-1**At Los Angeles:** UW trails 1-2**Neutral:** UW trails 0-1

12/23/48	A	W	49-46
12/30/49	H	W	54-52
12/22/62	H	L	63-77
12/28/66	A	L	56-100
11/25/72	A	L	53-94
11/21/95	N	L	57-68

UMKC (1-0)**At Madison:** UW leads 1-0

11/22/11	H	W	77-31
----------	---	---	-------

UNC-Charlotte (1-0)**At Charlotte:** UW leads 1-0

12/13/80	A	W	71-63
----------	---	---	-------

UNC-Greensboro (1-0)**At Madison:** UW leads 1-0

12/23/04	H	W	85-53
----------	---	---	-------

UNC-Wilmington (2-0)**At Madison:** UW leads 2-0

11/30/96	H	W	68-35
12/12/05	H	W	54-51

UNLV (2-4)**At Madison:** UW leads 2-0**At Las Vegas:** UW trails 0-3**Neutral:** UW trails 0-1

12/28/87	A	L	65-102
11/17/01	A	L	69-74
12/7/02	H	W	91-74
3/18/07	N	L	68-74
11/20/10	A	L	65-68
12/10/11	H	W	62-51

+ overtime

Utah (1-1)

At Salt Lake: UW trails 0-1

Neutral: UW leads 1-0

12/30/57	A	L	70-72
12/28/62	N	W	94-72

Utah State (1-0)

Neutral: UW leads 1-0

12/26/69	N	W	81-74
----------	---	---	-------

Valparaiso (3-0)

At Madison: UW leads 3-0

12/6/94	H	W	69-51
12/14/95	H	W	90-73
12/22/07	H	W	68-58

Villanova (0-1)

Neutral: UW trails 0-1

11/20/95	N	L	58-66
----------	---	---	-------

Virginia (1-1)

Neutral: Series tied 1-1

12/27/74	N	L	78-86
11/21/98	N	W	66-56

Virginia Tech (1-0)

At Blacksburg: UW leads 1-0

12/1/08	A	W	74-72
---------	---	---	-------

Wake Forest (0-3)

At Madison: UW trails 0-1

At Wins.-Salem: UW trails 0-2

11/30/99	A	L	48-67
12/4/02	H	L	80-90
11/29/05	A	L	88-91

Washington (1-3)

At Madison: Series tied 1-1

At Seattle: UW trails 0-1

Neutral: UW trails 0-1

2/9/31	H	W	39-9
12/28/55	A	L	53-54
12/19/58	H	L	48-62
12/17/65	N	L	67-81

Washington State (4-4)

At Madison: UW trails 1-2

At Pullman: Series tied 1-1

Neutral: UW leads 2-1

3/29/41	N	W	39-34
12/30/60	H	L	72-78

+ overtime

11/27/82	H	L	64-66
12/1/84	H	W	61-59
12/9/85	A	W	74-68
1/3/87	N	W	80-65
12/4/89	A	L	52-55
12/27/91	N	L	51-73

Washington Univ. (3-0)

At Madison: UW leads 2-0

At St. Louis: UW leads 1-0

12/15/56	H	W	41-38
12/9/57	A	W	43-33
12/11/61	H	W	91-63

Weber State (1-1)

Neutral: Series tied 1-1

11/24/01	N	L	69-73
3/20/03	N	W	81-74

West Virginia (2-1)

At Madison: UW leads 1-0

At Morgantown: UW leads 1-0

Neutral: UW trails 0-1

12/18/65	N	L	93-101
12/19/72	H	W	77-59
12/19/73	A	W	69-62

Western Carolina (1-0)

At Madison: UW leads 1-0

12/27/04	H	W	89-49
----------	---	---	-------

Western Illinois (1-0)

At Madison: UW leads 1-0

12/7/89	H	W	69-42
---------	---	---	-------

Western Kentucky (1-0)

Neutral: UW leads 1-0

11/25/89	N	W	73-62
----------	---	---	-------

Western Michigan (1-0)

At Madison: UW leads 1-0

12/6/54	H	W	80-68
---------	---	---	-------

Winthrop (1-0)

At Madison: UW leads 1-0

12/4/06	H	W+	82-79
---------	---	----	-------

Wofford (3-0)

At Madison: UW leads 2-0

Neutral: UW leads 1-0

12/3/07	H	W	70-43
3/19/10	N	W	53-49
11/19/11	H	W	69-33

Wright State (2-0)

At Madison: UW leads 1-0

At Dayton: UW leads 1-0

11/26/94	H	W	86-63
12/5/95	A	W	94-91

Wyoming (0-1)

Neutral: UW trails 0-1

12/28/57	N	L	65-93
----------	---	---	-------

Xavier (2-2)

At Madison: UW leads 1-0

At Cincinnati: Series tied 1-1

Neutral: UW trails 0-1

12/20/38	A	W	27-26
12/2/00	H	W	61-46
12/10/01	A	L	48-57
3/22/09	N	L	49-60

Yale (3-1)

At Madison: UW leads 1-0

Neutral: UW leads 2-1

1/1/02	N	L	20-35
12/29/56	H	W	64-46
12/29/72	N	W	90-64
12/30/83	N	W	87-77

Wisconsin vs. the D-I Conferences

AMERICA EAST (2-0)

Maine	1	0
New Hampshire	1	0

ATLANTIC 10 (17-10)

Dayton	1	0
Duquesne	0	1
Fordham	1	0
George Washington	0	1
Rhode Island	2	0
Richmond	1	0
St. Bonaventure	1	1
Saint Louis	2	2
Temple	6	3
UNC-Charlotte	1	0
Xavier	2	2

ATLANTIC COAST (20-11)

Boston College	4	2
Duke	1	1
Florida State	3	0
Georgia Tech	1	1
Maryland	5	2
Miami	2	0
North Carolina	0	2
North Carolina State	2	0
Virginia	1	1
Virginia Tech	1	0
Wake Forest	0	2

ATLANTIC SUN (4-0)

Belmont	1	0
East Tennessee St.	1	0
Kennesaw State	1	0
Mercer	1	0

BIG 12 (25-20)

Iowa State	3	5
Kansas	1	3
Kansas State	4	2
Missouri	7	4
Oklahoma	3	3
Oklahoma State	0	1
Texas	4	2
Texas A&M	1	0
Texas Tech	2	0

BIG EAST (101-100)

Cincinnati	1	5
Connecticut	0	1
DePaul	1	6
Georgetown	1	1
Louisville	0	1
Marquette	64	54
Notre Dame	10	18
Pittsburgh	11	7
Providence	1	3
Rutgers	3	0
St. John's	3	0
South Florida	3	1
Syracuse	1	1
Villanova	0	1
West Virginia	2	1

BIG SKY (5-1)

Eastern Washington	1	0
Idaho State	1	0
Montana	2	0
Weber State	1	1

BIG SOUTH (5-0)

Charleston Southern	1	0
Coastal Carolina	2	0
Gardner-Webb	1	0
Winthrop	1	0

BIG TEN (710-801)

Illinois	78	110
Indiana	64	93
Iowa	77	78
Michigan	67	87
Michigan State	60	71
Minnesota	91	100
Nebraska	8	10
Northwestern	110	61
Ohio State	68	87
Penn State	28	10
Purdue	65	104

BIG WEST (7-1)

Cal Poly	1	0
Cal. State Fullerton	1	0
Long Beach State	1	0
Pacific	2	1
UC-Davis	1	0
UC-Santa Barbara	1	0

COLONIAL (3-1)

Georgia State	0	1
Old Dominion	1	0
UNC-Wilmington	2	0

CONFERENCE USA (10-10)

Houston	1	1
Marshall	0	1
Memphis	1	0
Rice	1	2
SMU	4	3
UTEP	1	0
Tulane	1	3
Tulsa	1	0

GREAT WEST (3-0)

Chicago State	1	0
North Dakota	1	0
South Dakota	1	0

HORIZON (81-23)

Butler	17	14
Cleveland State	1	0
Detroit	3	0
Green Bay	17	1
Illinois-Chicago	1	1
Loyola (IL)	9	6
Milwaukee	28	1
Valparaiso	3	0
Wright State	2	0

IVY LEAGUE (17-7)

Brown	2	0
Columbia	0	2
Cornell	0	1
Dartmouth	3	1
Harvard	1	0
Pennsylvania	6	0
Princeton	2	2
Yale	3	1

METRO ATLANTIC (6-1)

Canisius	1	1
Fairfield	1	0
Iona	1	0
Manhattan	3	0

MID-AMERICAN (39-12)

Ball State	6	2
Bowling Green	2	1
Central Michigan	3	2
Eastern Michigan	3	2
Kent State	1	0
Miami (Ohio)	1	0
Northern Illinois	11	2
Ohio	9	2
Toledo	2	1
Western Michigan	1	0

MID-EASTERN (13-0)

Bethune-Cookman	1	0
Coppin State	3	0
Delaware State	1	0
Florida A&M	2	0
Howard	1	0
Morgan State	2	0
Norfolk State	1	0
Savannah State	2	0

MISSOURI VALLEY (11-10)

Bradley	3	2
Creighton	1	0
Illinois State	2	1
Indiana State	0	1
Missouri State	0	2
Northern Iowa	4	1
Southern Illinois	1	3

MOUNTAIN WEST (6-5)

Air Force	2	0
New Mexico	2	0
UNLV	2	4
Wyoming	0	1

NORTHEAST (3-0)

Central Conn. St.	1	0
Long Island	1	0
Monmouth	1	0

OHIO VALLEY (10-1)

Eastern Illinois	5	1
Eastern Kentucky	1	0
SE Missouri State	1	0
SIU-Edwardsville	2	0
Tennessee Tech	1	0

PACIFIC-12 (22-31)

Arizona	3	2
California	2	5
Colorado	1	0
Oregon	3	2
Oregon State	1	2
Stanford	3	6
UCLA	2	4
USC	1	2
Utah	1	1
Washington	1	3
Washington State	4	4

PATRIOT (5-0)

Army	1	0
Bucknell	1	0
Colgate	1	0
Navy	2	0

SOUTHEASTERN (14-11)

Alabama	1	3
Auburn	1	0
Florida	1	1
Georgia	2	2
Kentucky	1	3
LSU	4	0
South Carolina	3	0
Tennessee	1	2

SOUTHERN (7-2)

Coll. of Charleston	1	0
Davidson	0	2
Furman	1	0
UNC-Greensboro	1	0
Western Carolina	1	0
Wofford	3	0

SOUTHLAND (3-0)

Sam Houston St.	1	0
Texas-Arlington	1	0
Texas A&M C.C.	1	0

SOUTHWESTERN ATH. (9-0)

Alcorn State	1	0
Grambling State	2	0
Miss. Valley State	2	0
Prairie View A&M	1	0
Southern	1	0
Texas Southern	2	0

SUMMIT LEAGUE (5-3)

IPFW	2	0
North Dakota State	0	1
Oakland	1	0
Oral Roberts	0	2
UMKC	1	0
Western Illinois	1	0

SUN BELT (5-0)

Arkansas State	1	0
Denver	2	0
Florida International	1	0
Western Kentucky	1	0

WEST COAST (12-5)

Brigham Young	2	0
Gonzaga	2	1
Loyola Marymount	2	0
Pepperdine	2	2
Portland	2	1
Saint Mary's	1	1
San Diego	1	0

WESTERN ATH. (10-3)

Fresno State	3	1
Hawaii	1	1
Louisiana Tech	1	0
Nevada	3	0
New Mexico State	0	1
San Jose State	1	0
Utah State	1	0

Season Statistics Since 1984-85

1984-85 (14-14, 5-13)

Name	G	FG-FGA	FT-FTA	Reb.	A	B	S	PPG
Roth	28	198-365	117-156	86	74	4	26	18.3
Olson	28	197-397	73-82	52	66	0	20	16.7
Weber	28	85-173	37-53	162	53	17	24	7.4
Heineman	25	71-135	39-51	118	111	0	33	7.2
Ploss	28	70-142	25-44	101	32	20	9	5.9
Barnes	25	49-118	19-32	88	16	7	9	4.7
Smith	27	47-99	10-14	27	43	1	7	3.9
Steinhaus	22	33-75	11-13	42	34	3	5	3.5
Ripley	21	19-46	18-27	52	1	0	4	2.7
Laszewski	20	21-63	8-15	39	13	7	7	2.6
Hippen	17	10-27	4-7	19	10	2	3	1.4
Harris	7	2-4	0-0	2	3	0	2	0.6
Parker	3	1-2	0-0	0	0	0	0	0.7
Hill	3	0-0	0-2	0	1	0	0	0.0
UW	28	803-1646	361-496	900	456	61	149	70.3
Opp.	28	807-1659	399-555	965	426	60	162	71.9

1987-88 (12-16, 6-12)

Name	G	FG-FGA	FT-FTA	Reb.	A	B	S	PPG
Jackson	28	192-426	88-106	106	98	4	59	19.5
Jones	26	176-309	89-124	121	26	17	14	17.0
Locum	28	58-137	30-35	41	41	2	16	6.7
Molaski	28	49-128	54-67	106	104	3	42	5.6
Tapp	28	62-129	25-43	51	43	0	14	5.5
Portmann	28	62-160	27-49	101	33	25	16	5.4
Tompkins	27	46-95	28-54	88	32	9	7	4.4
Schubring	28	41-89	11-36	101	29	5	9	3.3
Robinson	19	19-48	25-33	34	30	1	18	3.3
Fleming	7	2-5	3-4	2	3	0	1	1.1
Robertson	15	1-7	3-9	6	0	1	0	0.3
Simms	2	1-4	2-5	7	3	0	0	2.0
Willey	8	1-2	2-4	3	0	1	0	0.5
UW	28	710-1539	387-569	841	442	68	196	69.0
Opp.	28	784-1585	408-560	968	462	84	199	74.4

1985-86 (12-16, 4-14)

Name	G	FG-FGA	FT-FTA	Reb.	A	B	S	PPG
Olson	28	237-485	97-110	67	43	1	33	20.4
Weber	28	131-258	67-89	161	55	28	26	11.8
Ripley	28	101-195	41-55	194	50	6	29	8.7
Smith	15	84-153	30-46	24	44	0	7	13.2
Heineman	22	65-142	44-55	76	100	2	18	7.9
Steinhaus	28	79-182	16-25	87	43	0	26	6.2
Molaski	28	44-84	36-54	75	55	2	19	4.4
Jackson	13	35-83	5-10	18	24	0	9	5.8
Laszewski	21	24-54	13-21	36	12	6	7	3.1
Schubring	22	8-32	9-15	39	15	3	6	1.1
Robertson	13	5-16	8-18	13	1	3	0	1.4
Willey	9	1-2	2-4	4	0	0	1	0.4
UW	28	814-1686	368-502	892	442	51	181	71.3
Opp.	28	846-1637	399-541	947	412	74	169	74.7

1988-89 (18-12, 8-10)

Name	G	FG-FGA	FT-FTA	Reb.	A	B	S	PPG
Jones	30	231-449	149-199	141	35	12	26	20.4
Jackson	30	201-408	99-133	90	101	1	50	19.1
Locum	30	83-168	45-55	71	60	3	25	8.8
Simms	30	84-162	21-53	99	52	12	27	6.3
Molaski	30	48-107	41-54	83	108	2	40	5.0
Portmann	30	63-113	9-18	112	42	34	26	4.5
Tompkins	12	23-35	17-33	46	10	8	2	5.3
Schubring	29	19-47	7-21	102	11	9	8	1.6
Good	9	3-12	6-7	2	1	0	1	1.7
Gillespie	6	6-9	2-7	8	4	1	2	2.3
Ellenson	9	4-8	1-2	9	4	1	1	1.2
Willey	9	4-8	0-0	5	0	3	3	0.9
Robertson	11	2-7	3-5	8	0	0	0	0.6
Robinson	16	0-5	6-13	15	17	0	7	0.4
Douglass	14	3-8	0-6	8	5	0	2	0.4
UW	30	774-1546	406-606	859	450	86	220	70.0
Opp.	30	699-1503	438-606	885	367	71	162	64.7

1986-87 (14-17, 4-14)

Name	G	FG-FGA	FT-FTA	Reb.	A	B	S	PPG
Weber	31	182-324	105-141	251	69	45	41	15.1
Smith	31	126-301	45-63	54	75	1	24	11.5
Jackson	28	129-289	46-59	36	38	1	33	12.5
Heineman	28	99-190	61-84	127	137	1	20	10.3
Jones	31	101-181	52-88	99	21	10	9	8.2
Ripley	31	70-160	25-38	149	55	9	24	5.9
Portmann	29	37-72	32-55	65	19	13	8	3.7
Molaski	27	26-60	28-40	54	68	0	9	3.0
Tapp	24	23-67	5-8	30	27	1	10	2.3
Fleming	15	10-25	2-6	9	2	0	1	1.8
Schubring	21	6-13	4-10	24	2	0	5	0.8
Robertson	11	4-14	2-4	14	1	2	1	0.9
UW	31	813-1696	407-596	982	506	83	185	70.7
Opp.	31	846-1793	434-636	1087	479	84	234	71.4

1989-90 (14-17, 4-14)

Name	G	FG-FGA	FT-FTA	Reb.	A	B	S	PPG
Jones	31	215-412	118-188	140	26	15	20	17.7
Simms	30	153-284	92-146	145	97	11	33	13.3
Locum	30	94-194	40-45	69	67	0	33	9.8
Tompkins	28	73-146	40-80	178	29	10	17	6.6
Good	30	41-111	57-63	21	37	0	12	5.7
Hisle	31	46-126	32-46	44	33	7	18	4.5
Portmann	31	53-127	9-25	134	37	30	24	3.7
Douglass	31	32-72	13-18	41	65	1	17	2.8
Ellenson	30	26-54	5-17	57	39	4	12	1.9
Harrell	19	8-24	4-8	19	4	0	6	1.1
Robinson	9	3-8	6-6	13	11	0	3	1.3
UW	31	744-1558	416-642	933	445	78	195	65.5
Opp.	31	721-1591	445-622	951	363	59	189	64.6

1990-91 (15-15, 8-10)

Name	G	FG-FGA	FT-FTA	Reb.	A	B	S	PPG
Tompkins	30	164-258	95-147	264	78	25	23	14.1
Simms	29	153-267	114-179	149	98	4	27	14.5
Locum	30	107-212	51-59	75	53	3	25	11.0
Hisle	28	71-170	68-94	62	52	1	13	8.7
Ellenson	30	71-159	27-34	83	46	10	18	6.7
McGee	26	51-105	28-46	45	18	16	10	5.0
Good	24	29-70	24-27	17	24	0	3	4.3
Peters	28	29-59	7-11	24	50	3	21	3.0
Ely	20	27-48	11-22	35	2	20	2	3.3
Weaver	16	15-34	6-9	14	4	2	3	2.9
Douglass	21	12-45	16-21	23	30	3	8	2.1
Harrell	23	11-33	1-7	32	6	6	4	1.0
Johnsen	12	2-14	2-2	6	7	0	2	0.5
Johnson	8	1-2	1-3	8	1	3	1	0.4
UW	30	743-1476	451-661	900	469	96	160	70.8
Opp.	30	801-1701	358-517	893	410	62	221	69.8

1993-94 (18-11, 8-10)

Name	G	FG-FGA	FT-FTA	Reb.	A	B	S	PPG
Finley	29	208-446	110-140	194	92	21	40	20.4
Griffith	25	127-236	94-162	212	24	66	9	13.9
Webster	29	120-272	45-63	79	171	5	69	11.4
Petersen	29	93-157	48-72	121	9	18	9	8.1
Kilbride	29	69-164	22-27	76	55	0	19	7.4
Roberts	28	54-149	20-32	61	20	3	12	5.5
Kelley	28	60-130	24-38	130	21	3	11	5.3
Johnsen	24	26-66	2-5	21	19	0	10	3.2
Hoskins	22	18-51	19-26	27	46	0	15	2.7
Johnson	28	17-40	7-18	57	7	17	4	1.5
Moore	12	12-21	10-11	17	2	2	1	2.8
McDuffie	12	8-14	1-5	10	4	0	1	1.4
Conger	10	4-9	0-0	2	2	0	1	1.1
UW	29	816-1755	402-599	1090	472	135	201	77.9
Opp.	29	736-1754	471-667	1055	383	83	241	72.4

1991-92 (13-18, 4-14)

Name	G	FG-FGA	FT-FTA	Reb.	A	B	S	PPG
Webster	31	186-419	90-115	116	151	6	48	17.3
Finley	31	130-287	95-128	152	85	24	27	12.3
McGee	30	123-222	72-132	133	29	19	23	10.6
Ely	30	82-163	31-55	98	7	41	14	6.5
Good	30	52-112	36-43	13	24	0	9	5.9
Petersen	28	53-99	34-52	75	4	22	7	5.0
Douglass	30	49-104	27-30	68	47	5	26	4.5
Johnson	31	38-70	13-24	98	8	27	9	2.9
Peters	29	27-66	20-27	45	37	2	28	3.0
Schell	21	14-38	7-9	11	5	1	5	2.2
Harrell	22	18-44	9-18	31	8	4	4	2.0
Kilbride	15	6-23	14-17	4	4	0	2	2.1
Kelley	19	11-22	8-19	22	0	0	2	1.6
Moore	5	3-8	3-6	12	1	2	1	1.8
Johnsen	12	0-12	4-7	6	6	0	3	0.3
UW	31	792-1689	463-682	966	416	153	208	71.8
Opp.	31	790-1697	503-689	1036	417	101	217	71.2

1994-95 (13-14, 7-11)

Name	G	FG-FGA	FT-FTA	Reb.	A	B	S	PPG
Finley	27	178-470	140-181	141	108	15	52	20.5
Griffith	26	167-295	113-195	281	21	58	11	17.2
Kilbride	25	57-152	18-26	51	49	0	19	7.4
Hoskins	27	55-142	55-71	85	92	2	32	6.8
Mason	25	41-122	23-39	49	20	6	10	5.0
Kelley	27	52-116	15-37	91	15	3	15	4.5
Daugherty	26	43-123	20-34	99	13	8	11	4.6
Nwachukwu	27	22-49	26-55	76	0	4	5	2.6
Peterson	18	21-57	12-17	20	4	1	2	3.7
Moore	21	20-37	6-10	43	10	5	10	2.2
Roberts	10	12-35	9-12	26	8	0	4	3.7
Conger	10	2-3	1-2	1	1	0	1	0.7
Coleman	10	2-6	2-6	8	0	1	0	0.6
Carlin	7	0-4	0-2	6	2	0	0	0.0
Vraney	1	0-0	0-0	0	0	0	0	0.0
UW	27	672-1611	440-687	1062	343	103	172	73.0
Opp.	27	661-1612	472-696	1061	328	86	181	71.6

1992-93 (14-14, 7-11)

Name	G	FG-FGA	FT-FTA	Reb.	A	B	S	PPG
Finley	28	223-478	111-144	161	86	18	49	22.1
Webster	28	139-354	72-89	96	179	2	66	14.1
Johnsen	27	65-171	3-11	38	19	2	8	6.7
Kilbride	27	58-137	16-20	34	37	1	25	6.7
Ely	28	80-131	17-45	104	5	31	8	6.3
Petersen	27	58-93	27-39	44	1	4	11	5.3
Kelley	28	55-130	31-45	116	24	5	10	5.0
Harrell	28	48-104	34-47	90	13	4	13	4.6
McGee	16	19-40	15-30	50	10	6	7	3.3
Carl	21	16-28	7-13	9	19	0	5	2.2
McDuffie	25	15-36	5-14	34	3	1	2	1.4
Johnson	26	7-20	10-16	39	3	16	5	0.9
Conger	13	6-20	0-0	7	7	0	2	1.4
Moore	9	4-8	2-2	9	0	0	2	1.1
Timmerman	3	0-4	1-4	4	2	0	1	0.3
UW	28	793-1754	351-519	910	408	90	214	77.0
Opp.	28	755-1599	504-681	1043	375	89	194	75.6

1995-96 (17-15, 8-10)

Name	G	FG-FGA	FT-FTA	Reb.	A	B	S	PPG
Okey	32	151-343	100-142	218	100	42	35	13.2
Peterson	30	118-282	79-107	113	50	1	18	11.5
Daugherty	32	125-272	70-96	202	33	13	22	10.4
Auriantal	32	96-213	50-76	76	67	1	43	8.7
Hall	28	60-155	26-33	36	58	2	9	7.0
Nwachukwu	31	59-119	63-108	167	11	5	21	5.8
Mason	13	37-93	28-33	31	22	6	15	8.6
Carlin	29	26-75	16-20	33	36	2	18	3.1
Hoskins	9	26-57	24-31	18	35	0	15	9.4
Coleman	25	10-21	6-18	59	0	18	3	1.0
Vraney	13	9-14	5-6	13	0	0	0	1.8
Duany	2	4-7	4-4	3	0	0	0	7.5
Kosolcharoen	18	4-20	2-6	16	3	1	2	0.6
Hayes	2	1-1	0-0	2	0	0	0	1.0
Burkemper	3	0-0	0-0	0	0	0	0	0.0
Malinowski	2	0-0	0-0	0	0	0	0	0.0
UW	32	726-1672	473-680	1071	415	91	201	66.1
Opp.	32	733-1704	408-610	1051	408	118	225	64.8

1996-97 (18-10, 11-7)

Name	G	FG-FGA	FT-FTA	Reb.	A	B	S	PPG
Grant	28	129-261	92-129	145	21	34	14	12.5
Okey	27	103-239	80-125	230	77	24	32	11.2
Daugherty	28	104-235	45-65	151	22	13	17	9.6
Calderwood	27	71-202	57-72	87	101	5	63	8.8
Auriantal	28	49-121	23-40	75	42	2	25	5.0
Duany	27	47-142	15-34	39	11	1	6	5.1
Kosolcharoen	28	39-110	27-33	45	24	2	16	4.2
Mason	4	9-25	16-20	11	5	2	5	9.2
Coleman	27	11-23	8-25	37	2	13	3	1.1
Burkemper	24	4-15	7-8	25	25	0	5	0.7
Vraney	11	2-8	2-2	6	0	0	1	0.5
Shafer	7	0-4	4-8	1	2	0	0	0.6
Schumacher	6	1-3	0-2	4	0	0	0	0.5
Meiners	4	1-1	0-0	2	0	0	0	0.5
Quest	10	0-2	1-6	10	0	1	0	0.1
UW	28	570-1391	377-569	951	332	97	187	59.1
Opp.	28	502-1329	416-612	885	236	73	195	55.3

1999-00 (22-14, 8-8)

Name	G	FG-FGA	FT-FTA	Reb.	A	B	S	PPG
Vershaw	36	148-326	106-144	153	118	26	21	11.8
Kowske	36	137-235	57-88	222	15	27	10	9.2
Bryant	36	99-256	24-38	87	45	4	28	8.2
Boone	36	74-216	57-78	110	57	13	34	6.1
Duany	34	58-160	15-23	57	14	6	9	5.2
Kelley	36	54-96	66-89	83	114	8	95	5.0
Linton	35	62-138	27-39	95	27	13	10	4.5
Wills	36	50-135	23-34	92	16	4	5	3.7
Penney	34	45-135	14-19	48	27	1	8	3.7
Davis	36	28-73	18-40	54	45	0	13	2.1
Swartz	17	7-13	11-21	10	0	0	3	1.5
Faust	8	2-4	1-2	3	0	0	0	0.8
Smith	11	1-6	1-2	3	0	0	0	0.4
UW	36	765-1793	420-617	1107	478	102	236	59.9
Opp.	36	683-1720	452-652	1173	361	98	177	55.8

1997-98 (12-19, 3-13)

Name	G	FG-FGA	FT-FTA	Reb.	A	B	S	PPG
Mason	31	149-378	128-157	106	46	13	14	15.5
Daugherty	31	125-282	75-105	192	33	18	14	10.8
Auriantal	29	72-205	38-53	99	64	2	46	7.2
Vershaw	31	59-134	42-72	83	52	8	10	5.3
Kowske	31	58-117	41-61	120	14	18	10	5.1
Duany	29	48-150	18-27	50	10	9	8	4.5
Kelley	31	44-108	30-38	63	55	4	58	4.2
Coleman	30	37-64	35-63	89	4	15	10	3.6
Okey	9	29-71	25-34	44	23	5	8	9.8
Linton	21	20-51	12-19	29	8	2	0	2.5
Burkemper	31	3-18	15-23	26	39	1	10	0.7
Chambers	7	0-1	0-0	3	0	0	1	0.0
Vraney	6	0-0	0-0	4	0	0	0	0.0
UW	31	644-1579	459-652	996	348	95	189	60.5
Opp.	31	643-1513	457-689	1034	354	98	186	62.6

2000-01 (18-11, 9-7)

Name	G	FG-FGA	FT-FTA	Reb.	A	B	S	PPG
Boone	29	121-294	88-118	120	59	12	36	12.8
Penney	29	108-245	40-56	88	32	5	17	11.2
Vershaw	29	79-203	86-119	119	85	12	10	8.6
Kowske	29	79-145	45-79	157	11	14	18	7.0
Linton	21	46-114	19-24	71	20	11	8	5.6
Kelley	29	48-106	47-64	66	89	8	60	5.3
Bower	21	28-63	13-16	24	6	1	5	4.3
Wills	29	39-97	29-39	88	19	2	8	4.2
Davis	21	15-46	17-30	33	28	0	8	2.2
Mader	17	6-18	6-8	27	3	3	0	1.1
Owens	18	5-12	7-12	3	5	0	1	1.0
Ukawuba	5	1-2	0-0	1	0	0	0	0.4
Gruszczynski	6	0-2	2-3	2	0	0	0	0.3
Schmit	5	0-2	0-0	0	1	0	1	0.0
UW	29	575-1349	399-568	869	358	68	172	59.4
Opp.	29	560-1364	363-514	858	286	89	138	56.6

1998-99 (22-10, 9-7)

Name	G	FG-FGA	FT-FTA	Reb.	A	B	S	PPG
Mason	32	162-419	137-169	137	61	13	28	16.8
Calderwood	32	99-250	45-57	94	104	0	48	9.3
Vershaw	32	84-185	61-75	97	56	11	8	7.2
Bryant	31	72-161	4-5	40	17	1	15	6.3
Kowske	32	85-148	23-52	157	10	27	16	6.0
Wills	32	52-98	40-52	106	21	5	13	4.5
Kelley	32	45-94	49-65	86	86	6	62	4.4
Auriantal	24	30-83	21-30	34	33	2	19	3.8
Duany	21	18-43	7-10	19	5	3	2	2.5
Linton	32	29-67	16-22	72	30	10	10	2.3
Davis	12	2-12	7-14	7	6	0	1	1.1
Faust	6	2-4	2-3	2	1	0	0	1.0
Burkemper	9	2-3	1-4	4	2	0	2	0.7
Moriarity	7	2-3	0-0	3	1	0	0	0.6
Sessoms	7	0-2	0-0	3	0	0	0	0.0
UW	32	685-1573	413-558	948	433	78	224	62.1
Opp.	32	613-1504	379-564	993	313	88	159	55.2

2001-02 (19-13, 11-5)

Name	G	FG-FGA	FT-FTA	Reb.	A	B	S	PPG
Penney	32	167-368	86-112	157	55	3	20	15.1
Harris	32	117-283	101-130	105	56	18	43	12.3
Wills	32	112-235	70-106	165	58	8	18	10.2
Wilkinson	32	94-212	93-123	171	48	14	40	9.3
Owens	32	108-240	24-40	87	30	0	23	8.1
Davis	32	79-192	75-112	139	126	1	29	7.8
Mader	32	41-98	14-21	83	21	14	9	3.0
Plank	27	8-34	5-7	24	10	1	3	0.9
Hanson	14	4-12	2-2	4	2	1	1	0.9
Buchanan	2	1-1	0-0	0	0	0	0	1.0
Peek	2	0-0	1-2	0	0	0	0	0.5
Ukawuba	4	0-0	0-0	0	1	0	0	0.0
Boettcher	2	0-0	0-0	0	0	0	0	0.0
Jackson	1	0-0	0-0	0	0	0	0	0.0
UW	32	731-1675	471-655	1032	407	60	188	67.0
Opp.	32	778-1707	353-515	1038	398	98	209	65.7

2002-03 (24-8, 12-4)

Name	G	FG-FGA	FT-FTA	Reb.	A	B	S	PPG
Penney	32	183-410	91-121	191	100	5	25	16.2
Harris	32	132-285	90-119	147	98	18	65	12.7
Tucker	32	139-261	89-130	189	34	10	28	12.0
Owens	32	115-259	73-89	56	53	0	20	10.3
Wilkinson	32	113-261	81-103	216	50	31	39	10.3
Wade	32	42-86	12-22	59	59	4	27	3.3
Mader	26	28-61	9-14	55	11	11	10	2.5
Helmigk	26	21-37	5-13	30	13	6	4	1.8
Hanson	17	13-31	2-4	9	2	1	2	2.1
Ukawuba	10	5-6	0-1	0	0	0	0	1.0
Nixon	17	4-17	0-1	10	2	1	1	0.5
Chappell	8	1-4	1-2	3	0	1	0	0.5
Buchanan	8	1-3	0-0	0	1	0	0	0.3
Emerson	3	1-2	0-0	0	0	0	0	0.7
UW	32	798-1723	453-619	1045	423	88	221	70.3
Opp.	32	723-1675	295-410	984	354	84	150	59.3

2005-06 (19-12, 9-7)

Name	G	FG-FGA	FT-FTA	Reb.	A	B	S	PPG
Tucker	31	222-490	127-233	177	53	7	19	19.0
Taylor	31	140-364	92-111	92	73	3	24	14.2
Butch	31	119-241	46-70	185	42	24	23	9.9
Nixon	31	68-166	11-16	54	46	9	12	6.2
Flowers	31	58-140	46-60	101	61	5	39	6.1
Chappell	31	45-107	41-57	132	56	18	14	4.4
Krabbenhoft	31	34-98	35-50	130	44	6	11	3.6
Landry	16	36-76	20-28	50	20	6	7	6.0
Gullikson	21	19-45	27-34	43	9	2	3	3.1
Stiemsma	16	21-38	3-7	45	15	24	6	2.8
Williams	8	11-18	3-7	21	2	0	1	3.3
Bronson	17	1-9	2-7	4	0	0	6	0.3
Cain	11	2-2	0-2	2	0	0	0	0.4
Barry	10	0-2	1-2	3	0	0	0	0.1
UW	31	776-1796	454-684	1124	421	104	165	71.1
Opp.	31	737-1727	379-542	1070	363	87	191	65.6

2003-04 (25-7, 12-4)

Name	G	FG-FGA	FT-FTA	Reb.	A	B	S	PPG
Harris	32	189-412	171-216	139	141	4	56	19.5
Wilkinson	32	136-277	119-160	219	62	41	52	13.1
Morley	32	111-231	50-67	186	55	16	29	8.9
Wade	30	74-177	48-63	103	79	11	31	6.8
Owens	29	71-177	31-55	80	25	1	14	6.5
Hanson	32	49-131	26-42	50	25	2	14	4.8
Nixon	31	35-75	11-17	51	10	3	5	3.1
Helmigk	27	32-74	7-16	41	14	5	5	2.7
Mader	28	29-64	8-16	70	9	7	9	2.4
Tucker	4	19-33	15-22	18	1	0	2	14.0
Taylor	18	7-19	5-6	2	1	0	1	1.2
Ukawuba	22	2-17	1-4	7	3	0	2	0.2
UW	32	754-1687	492-684	1049	425	90	220	68.4
Opp.	32	671-1594	337-483	967	320	90	165	57.0

2006-07 (30-6, 13-3)

Name	G	FG-FGA	FT-FTA	Reb.	A	B	S	PPG
Tucker	36	256-545	164-249	196	73	10	33	19.9
Taylor	36	143-340	124-157	81	70	2	18	13.3
Butch	30	97-204	55-94	178	19	14	10	8.8
Flowers	36	84-190	63-86	141	105	9	58	7.2
Landry	36	81-156	36-64	116	30	31	20	5.9
Krabbenhoft	36	58-118	48-68	173	58	3	20	4.8
Bohannon	33	49-110	26-31	48	35	3	11	4.6
Chappell	36	37-87	29-45	99	43	10	14	2.9
Stiemsma	34	27-54	21-26	56	38	30	3	2.2
Hughes	31	11-35	14-20	32	11	0	11	1.4
Gullikson	24	16-26	0-4	17	7	3	4	1.3
Bronson	18	3-9	2-2	4	4	0	4	0.4
Perry	7	3-7	1-2	3	1	0	1	1.0
Cain	16	2-5	0-0	2	0	1	0	0.3
UW	36	867-1886	583-848	1258	494	116	207	70.2
Opp.	36	768-1875	346-526	1094	378	104	200	57.9

2004-05 (25-9, 11-5)

Name	G	FG-FGA	FT-FTA	Reb.	A	B	S	PPG
Tucker	31	162-334	125-183	189	52	2	22	15.2
Wilkinson	34	179-349	101-148	250	62	31	38	14.3
Taylor	34	85-224	89-116	82	56	2	18	8.4
Chambliss	34	81-226	33-49	82	95	0	20	7.5
Morley	33	84-178	47-72	156	58	5	27	7.4
Hanson	34	73-169	19-31	82	59	1	20	6.5
Butch	27	35-83	20-34	67	6	9	5	3.6
Nixon	33	31-79	5-8	38	19	5	6	2.5
Helmigk	34	34-82	14-24	64	14	2	4	2.4
Flowers	30	12-39	7-14	47	15	2	16	1.2
Stiemsma	10	5-6	1-2	6	0	2	1	1.1
Wade	1	0-3	1-2	2	0	1	0	1.0
Chappell	14	6-12	2-2	16	5	0	0	1.0
Bronson	12	1-5	0-0	0	3	0	2	0.2
UW	34	788-1789	464-685	1176	444	62	179	67.4
Opp.	34	767-1805	341-504	1054	397	99	190	60.2

2007-08 (31-5, 16-2)

Name	G	FG-FGA	FT-FTA	Reb.	A	B	S	PPG
Butch	36	162-355	97-150	237	29	29	20	12.4
Hughes	35	121-307	108-157	107	86	4	62	11.2
Landry	36	146-313	78-102	194	50	27	16	10.8
Flowers	36	123-276	50-71	139	97	5	59	9.6
Bohannon	36	85-198	72-83	85	50	3	15	8.2
Krabbenhoff	36	94-194	78-104	233	90	8	26	7.6
Stiemsma	35	51-93	19-23	108	25	40	13	3.5
Leuer	32	34-72	14-29	40	12	3	4	2.9
Gullikson	15	10-22	5-10	17	6	0	1	1.7
Gavinski	7	2-8	1-4	5	0	0	0	0.7
Jarmusz	22	6-10	1-4	10	2	0	1	0.7
Bronson	21	3-10	1-4	6	3	0	3	0.5
Cain	10	2-4	0-0	4	1	0	0	0.4
Nankivil	19	2-8	3-6	16	2	1	0	0.4
Valentyn	10	0-2	0-0	2	2	0	1	0.0
Smith	2	0-0	0-0	0	0	0	0	0.0
UW	36	841-1872	527-747	1292	455	120	221	67.2
Opp.	36	719-1879	326-477	1088	360	102	226	54.4

2009-10 (24-9, 13-5)

Name	G	FG-FGA	FT-FTA	Reb.	A	B	S	PPG
Leuer	24	142-272	67-93	139	39	32	13	15.4
Hughes	33	162-399	107-150	148	86	16	55	15.3
Bohannon	33	127-277	62-71	119	71	14	30	11.6
Taylor	33	111-281	74-103	105	118	3	30	10.0
Nankivil	33	102-207	40-54	156	33	29	21	8.1
Evans	33	48-110	19-31	100	21	11	12	3.5
Wilson	30	35-64	17-22	47	13	2	9	3.1
Jarmusz	33	25-81	16-23	97	20	4	11	2.5
Brusewitz	28	12-35	8-10	57	5	1	2	1.1
Berggren	19	8-13	3-6	8	4	1	0	1.1
Smith	8	2-6	1-3	2	0	0	4	0.6
Valentyn	9	1-2	2-2	1	1	0	0	0.4
Gavinski	6	1-2	0-0	3	1	0	0	0.3
Wise	1	0-0	0-0	0	0	0	0	0.0
Fahey	5	0-0	0-0	1	0	0	0	0.0
Markolf	2	0-0	0-0	0	0	0	0	0.0
UW	33	776-1750	416-568	1056	412	113	187	67.1
Opp.	33	673-1586	394-572	1002	396	74	148	56.9

2008-09 (20-13, 10-8)

Name	G	FG-FGA	FT-FTA	Reb.	A	B	S	PPG
Landry	33	166-331	57-91	151	51	35	25	12.7
Hughes	33	121-317	105-137	105	94	1	49	12.1
Bohannon	33	104-273	68-84	101	55	4	14	10.3
Leuer	33	115-247	46-76	126	28	20	17	8.8
Krabbenhoff	33	96-200	66-78	220	81	16	30	8.2
Nankivil	31	53-110	23-28	76	10	5	10	4.5
Jarmusz	33	34-71	24-32	72	13	1	3	3.4
Taylor	33	19-73	10-17	31	38	0	10	1.6
Wilson	28	10-30	18-25	18	4	2	4	1.5
Cain	8	3-3	2-2	2	0	0	0	1.0
Gullikson	25	11-26	2-11	28	15	1	1	1.0
Gavinski	4	0-0	2-2	3	0	1	0	0.5
Markolf	4	1-1	0-0	0	2	0	0	0.5
Valentyn	8	1-2	1-2	2	1	0	0	0.4
Smith	8	1-2	0-0	0	1	0	0	0.3
UW	33	735-1686	423-583	1020	393	86	163	63.8
Opp.	33	700-1593	390-543	941	343	81	143	59.0

2010-11 (25-9, 13-5)

Name	G	FG-FGA	FT-FTA	Reb.	A	B	S	PPG
Leuer	34	227-483	113-134	246	56	30	17	18.3
Taylor	34	194-448	154-185	139	161	5	25	18.1
Nankivil	34	120-242	31-37	144	23	42	16	9.7
Gasser	34	68-144	47-55	132	75	2	17	5.9
Brusewitz	34	57-121	22-29	105	34	4	10	4.6
Jarmusz	34	40-105	21-23	75	43	1	23	3.9
Evans	34	33-106	29-39	79	16	11	6	2.8
Berggren	29	27-55	8-13	31	9	10	1	2.4
Wilson	23	14-42	7-8	23	8	0	2	1.6
Valentyn	24	8-23	1-2	9	4	0	1	1.0
Brust	15	4-16	0-0	7	1	0	1	0.7
Smith	26	5-16	2-6	12	12	0	2	0.5
Dukan	8	1-4	0-0	5	0	0	0	0.3
Gavinski	6	0-3	1-2	2	0	0	0	0.2
Fahey	3	0-0	0-0	0	0	0	0	0.0
Wise	1	0-0	0-0	0	0	0	0	0.0
UW	34	798-1808	436-533	1088	442	105	121	67.9
Opp.	34	705-1647	403-542	968	325	61	133	58.6

2001-02 Game-by-Game Statistics (19-13, 11-5)

Opponent	Date	1	2	Final	W/L	FG	FGA	Pct	3-PTRS			REBOUNDS			M	PF	A	TO	Blk	Stl	Pts				
									3FG	FGA	Pct	FT	FTA	Pct								Off	Def	Tot	Avg
at UNLV	11/17/01	29	40	69	L	25	58	.431	9	25	.360	10	15	.667	10	22	32	32.0	-3	19	9	16	0	4	69
		36	38	74		31	55	.564	2	8	.250	10	20	.500	9	26	35	35.0		15	14	18	4	10	74
at Hawaii-Hilo	11/23/01	31	47	78	W	28	55	.509	5	17	.294	17	23	.739	10	31	41	36.5	+12	14	16	16	2	5	78
		30	32	62		23	61	.377	8	22	.364	8	13	.615	10	19	29	32.0		17	12	13	2	8	62
vs Weber State	11/24/01	32	37	69	L	24	60	.400	6	24	.250	15	21	.714	13	29	42	38.3	+3	19	13	9	2	4	69
		28	45	73		25	61	.410	11	22	.500	12	20	.600	13	26	39	34.3		19	7	7	1	4	73
vs Hawaii	11/25/01	30	27	57	L	18	49	.367	5	15	.333	16	26	.615	15	20	35	37.5	+2	21	9	13	2	5	57
		32	28	60		23	50	.460	3	11	.273	11	19	.579	13	20	33	34.0		21	11	14	3	4	60
at Georgia Tech	11/28/01	39	22	61	L	20	51	.392	10	26	.385	11	15	.733	7	19	26	35.2	-8	16	16	17	1	9	61
		27	35	62		25	55	.455	5	14	.357	7	10	.700	11	23	34	34.0		17	17	19	4	8	62
UW GREEN BAY	12/01/01	41	29	70	W	28	51	.549	4	11	.364	10	13	.769	10	25	35	35.2	+12	16	14	14	2	6	70
		21	36	57		22	49	.449	3	13	.231	10	19	.526	7	16	23	32.2		19	8	12	2	8	57
TEMPLE	12/03/01	20	33	67	Lot	22	65	.338	11	40	.275	12	18	.667	17	27	44	36.4	+4	18	13	13	1	1	67
		31	22	70		25	62	.403	9	31	.290	11	17	.647	11	29	40	33.3		19	5	11	3	9	70
at Ohio	12/08/01	34	43	77	W	22	55	.400	13	28	.464	20	29	.690	10	29	39	36.8	+3	19	13	16	2	5	77
		36	35	71		28	58	.483	8	14	.571	7	13	.538	6	30	36	33.6		26	15	14	4	10	71
at Xavier	12/10/01	21	27	48	L	21	60	.350	4	15	.267	2	5	.400	12	22	34	36.4	+2	18	12	14	0	5	48
		33	24	57		21	46	.457	2	11	.182	13	16	.813	4	28	32	33.4		15	11	14	5	6	57
FURMAN	12/15/01	27	41	68	W	24	52	.462	7	17	.412	13	18	.722	11	22	33	36.1	+2	11	15	10	0	2	68
		21	39	60		22	53	.415	9	21	.429	7	8	.875	10	21	31	33.2		20	13	14	1	7	60
MARQUETTE	12/22/01	37	49	86	W	29	50	.580	9	14	.643	19	30	.633	9	19	28	35.4	--	20	19	10	2	5	86
		21	52	73		24	50	.480	7	21	.333	18	23	.783	10	18	28	32.7		29	13	16	4	5	73
at UW-Milwaukee	12/27/01	39	42	81	W	26	47	.553	5	14	.357	24	27	.889	5	29	34	35.2	+5	16	11	19	4	5	81
		27	52	79		30	73	.411	9	30	.300	10	15	.667	11	18	29	32.4		22	18	9	2	12	79
TENNESSEE	12/29/01	31	34	65	W	17	44	.386	9	21	.429	22	26	.846	8	20	28	34.7	-4	11	12	10	1	5	65
		33	29	62		24	54	.444	8	15	.533	6	12	.500	10	22	32	32.4		20	12	9	5	7	62
at Iowa	01/02/02	27	30	57	L	20	56	.357	4	16	.250	13	16	.813	11	22	33	34.6	-8	19	13	15	0	9	57
		36	33	69		24	56	.429	5	13	.385	16	23	.696	15	26	41	33.0		18	12	13	2	8	69
ILLINOIS	01/05/02	26	46	72	W	21	45	.467	7	20	.350	23	33	.697	7	17	24	33.9	-6	17	14	11	4	8	72
		31	35	66		24	50	.480	5	17	.294	13	16	.813	8	22	30	32.8		22	15	18	1	4	66
at Penn State	01/09/02	21	28	49	L	19	48	.396	3	14	.214	8	8	1.000	9	28	37	34.1	+6	15	9	17	6	5	49
		24	27	51		17	55	.309	7	23	.304	10	14	.714	12	19	31	32.7		11	9	11	2	6	51
at Michigan State	01/12/02	28	36	64	W	25	59	.424	4	21	.190	10	13	.769	13	15	28	33.7	-5	15	13	7	3	9	64
		32	31	63		22	45	.489	5	13	.385	14	16	.875	10	23	33	32.7		18	13	16	6	5	63
MINNESOTA	01/16/02	34	39	73	W	22	55	.400	6	24	.250	23	28	.821	10	21	31	33.6	-10	21	9	9	3	10	73
		35	29	64		25	55	.455	3	17	.176	11	18	.611	14	27	41	33.2		25	11	20	4	3	64
PURDUE	01/19/02	43	34	77	W	27	49	.551	10	15	.667	13	21	.619	9	22	31	33.4	+5	14	18	13	2	6	77
		31	35	66		25	52	.481	9	24	.375	7	12	.583	8	18	26	32.8		22	10	13	3	4	66
at Illinois	01/23/02	23	25	48	L	17	47	.362	3	15	.200	11	21	.524	15	12	27	33.1	-6	12	8	21	2	8	48
		46	34	80		30	51	.588	10	20	.500	10	14	.714	10	23	33	32.8		20	25	16	3	10	80
PENN STATE	01/26/02	32	34	66	W	22	48	.458	2	7	.286	20	30	.667	15	21	36	33.2	+9	16	8	15	4	5	66
		20	43	63		21	49	.429	7	17	.412	14	18	.778	8	19	27	32.5		25	13	13	1	7	63
at Northwestern	01/30/02	22	38	60	L	23	48	.479	8	24	.333	6	14	.429	6	22	28	33.0	-5	21	19	10	2	1	60
		25	44	69		20	47	.426	7	21	.333	22	27	.815	7	26	33	32.5		14	13	6	2	7	69
at Michigan	02/02/02	22	31	53	L	18	57	.316	4	15	.267	13	19	.684	15	20	35	33.1	+4	19	8	13	2	5	53
		37	27	64		22	45	.489	3	10	.300	17	20	.850	5	26	31	32.5		19	10	15	4	4	64
OHIO STATE	02/06/02	38	43	94	Wot	27	59	.458	4	23	.174	36	46	.783	18	21	39	33.3	-1	25	11	14	3	7	94
		39	42	92		32	64	.500	4	10	.400	24	32	.750	16	24	40	32.8		32	11	13	1	7	92
N'WESTERN	02/09/02	26	47	73	W	27	49	.551	5	14	.357	14	18	.778	6	26	32	33.3	+7	13	12	10	1	4	73
		24	20	44		20	48	.417	4	16	.250	0	7	.000	7	18	25	32.5		21	7	15	1	7	44
at Indiana	02/13/02	40	24	64	W	27	56	.482	7	15	.467	3	5	.600	11	19	30	33.2	+1	14	14	8	2	5	64
		35	28	63		25	51	.490	6	15	.400	7	9	.778	9	20	29	32.3		13	14	11	8	4	63
at Minnesota	02/16/02	29	38	67	W	21	51	.412	9	23	.391	16	21	.762	7	22	29	33.0	-5	14	14	11	0	5	67
		34	28	62		26	54	.481	4	18	.222	6	10	.600	8	26	34	32.4		20	20	14	3	4	62
IOWA	02/19/02	23	41	64	W	23	48	.479	4	13	.308	14	17	.824	6	18	24	32.7	-9	14	14	11	1	10	64
		22	34	56		23	48	.479	6	18	.333	4	10	.400	11	22	33	32.4		18	11	18	0	4	56
MICHIGAN	02/27/02	48	26	74																					

2002-03 Game-by-Game Statistics (24-8, 12-4)

Opponent	Date	1	2	Final	W/L	FG	FGA	Pct	3-PTS			FT	FTA	Pct	REBOUNDS				M	PF	A	TO	Blk	Stl	Pts
									3FG	FGA	Pct				Off	Def	Tot	Avg							
EASTERN WASH.	11/15/02	34	47	81	W	26	57	.456	6	12	.500	23	27	.852	12	24	36	36.0	+8	19	12	9	3	9	81
		25	30	55		20	46	.435	3	11	.273	12	17	.706	6	22	28	28.0		25	8	19	3	4	55
NORTHERN ILL.	11/16/02	35	49	84	W	32	67	.478	5	17	.294	15	19	.789	14	22	36	36.0	+4	13	11	6	0	12	84
		20	36	56		23	52	.442	3	14	.214	7	12	.583	9	23	32	30.0		18	10	18	3	1	56
UW-MILWAUKEE	11/23/02	37	46	83	W	25	55	.455	7	13	.538	26	32	.813	13	31	44	38.7	+11	16	15	13	5	2	83
		26	46	72		28	70	.400	6	25	.240	10	13	.769	12	21	33	31.0		23	12	7	3	6	72
at UW-Green Bay	11/30/02	32	37	69	W	24	57	.421	4	16	.250	17	22	.773	13	24	37	38.2	+2	9	9	7	5	10	69
		26	26	52		21	56	.375	8	13	.615	2	4	.500	12	23	35	32.0		24	13	17	4	1	52
WAKE FOREST	12/04/02	29	51	80	L	28	56	.500	9	24	.375	15	24	.625	9	18	27	36.0	-10	21	16	13	2	6	80
		39	51	90		33	61	.541	7	19	.368	17	19	.895	11	26	37	33.0		23	12	14	2	5	90
UNLV	12/07/02	47	44	91	W	30	62	.484	3	13	.231	28	40	.700	17	31	48	38.0	+12	19	16	12	3	6	91
		31	43	74		32	71	.451	2	11	.182	8	16	.500	13	23	36	33.5		28	18	12	4	9	74
NEW HAMP.	12/11/02	49	36	85	W	34	63	.540	5	20	.250	12	15	.800	18	20	38	38.0	+10	9	16	11	6	16	85
		16	20	36		15	47	.319	2	13	.154	4	7	.571	14	14	28	32.7		16	6	25	0	4	36
at Marquette	12/14/02	29	25	54	L	19	52	.365	5	19	.263	11	15	.733	10	17	27	36.6	-3	15	13	10	1	5	54
		28	35	63		24	46	.522	4	9	.444	11	13	.846	6	24	30	32.4		13	12	12	3	7	63
TEXAS SO.	12/21/02	45	36	81	W	28	55	.509	12	20	.600	13	17	.765	10	23	33	36.2	+8	13	17	15	8	11	81
		28	30	58		20	50	.400	9	24	.375	9	11	.818	7	18	25	31.6		17	13	19	3	7	58
OHIO	12/23/02	36	39	75	W	29	59	.492	4	14	.286	13	21	.619	14	25	39	36.5	+13	12	18	6	1	9	75
		30	21	51		18	47	.383	7	12	.583	8	9	.889	4	22	26	31.0		20	12	15	4	3	51
at Temple	01/02/03	42	38	80	W	24	41	.585	9	18	.500	23	27	.852	6	25	31	36.0	+9	13	16	12	2	3	80
		31	36	67		25	57	.439	11	26	.423	6	8	.750	9	13	22	30.2		22	11	8	2	3	67
CHICAGO STATE	01/04/03	29	44	73	W	26	47	.553	6	15	.400	15	20	.750	7	24	31	35.6	+9	14	15	14	7	11	73
		21	24	45		17	45	.378	4	11	.364	7	9	.778	5	17	22	29.5		20	5	20	1	7	45
at Michigan	01/08/03	34	31	65	L	24	50	.480	3	8	.375	14	21	.667	8	22	30	35.2	-5	16	12	17	1	6	65
		31	35	66		23	55	.418	9	19	.474	11	12	.917	11	24	35	29.9		18	13	19	1	5	66
at Illinois	01/11/03	30	33	63	L	24	54	.444	4	17	.235	11	17	.647	6	25	31	34.9	+2	18	8	10	0	4	63
		36	33	69		25	50	.500	8	15	.533	11	14	.786	2	27	29	29.9		18	18	10	0	3	69
MINNESOTA	01/15/03	29	37	66	W	25	55	.455	6	19	.316	10	13	.769	10	30	40	35.2	+11	14	15	16	3	5	66
		26	24	50		21	58	.362	5	17	.294	3	7	.429	8	21	29	29.8		16	15	14	4	7	50
at Ohio State	01/18/03	22	31	53	W	21	43	.488	3	12	.250	8	12	.667	8	19	27	34.7	--	13	11	16	2	4	53
		27	25	52		22	51	.431	1	9	.111	7	11	.636	11	16	27	29.6		13	11	10	2	5	52
IOWA	01/22/03	25	49	74	W	29	60	.483	7	19	.368	9	11	.818	7	14	21	33.9	-9	15	17	5	2	6	74
		26	35	61		24	43	.558	1	9	.111	12	17	.706	5	25	30	29.6		14	11	17	4	1	61
N'WESTERN	01/29/03	35	34	69	W	25	54	.463	5	13	.385	14	19	.737	17	25	42	34.3	+21	18	10	10	2	7	69
		25	25	50		18	47	.383	4	22	.182	10	14	.714	5	16	21	29.2		16	6	8	4	8	50
PENN STATE	02/01/03	50	36	86	W	34	56	.607	3	12	.250	15	19	.789	9	30	39	34.6	+17	14	13	11	4	11	86
		22	33	55		18	53	.340	7	18	.389	12	13	.923	6	16	22	28.8		20	7	15	3	5	55
at Purdue	02/05/03	22	38	60	L	19	60	.317	6	20	.300	16	25	.640	10	17	27	34.2	-19	22	10	9	1	7	60
		41	37	78		23	51	.451	7	16	.438	25	32	.781	10	36	46	29.7		22	11	17	4	6	78
at Northwestern	02/08/03	35	39	74	W	28	53	.528	8	16	.500	10	15	.667	14	23	37	34.3	+12	22	15	13	5	3	74
		29	30	59		20	47	.426	4	12	.333	15	21	.714	9	16	25	29.4		16	10	8	2	5	59
MICHIGAN ST.	02/11/03	31	33	64	W	20	54	.370	7	19	.368	17	22	.773	9	18	27	34.0	-3	14	10	5	2	5	64
		27	26	53		22	42	.524	3	13	.231	6	10	.600	4	26	30	29.5		25	12	15	2	1	53
INDIANA	02/15/03	21	50	71	W	22	50	.440	5	16	.313	22	25	.880	7	23	30	33.8	-5	13	10	6	2	5	71
		29	30	59		25	57	.439	4	15	.267	5	8	.625	12	23	35	29.7		21	10	10	3	4	59
at Penn State	02/19/03	28	29	57	L	22	60	.367	6	18	.333	7	11	.636	11	23	34	33.8	--	12	12	10	2	6	57
		28	30	58		21	51	.412	7	15	.467	9	10	.900	5	29	34	29.9		18	10	14	5	4	58
at Iowa	02/22/03	21	40	61	W	23	52	.442	7	19	.368	8	13	.615	8	14	22	33.4	-18	15	16	8	1	9	61
		29	24	53		20	46	.435	3	16	.188	10	15	.667	14	26	40	30.3		18	12	18	2	3	53
MICHIGAN	02/26/03	31	42	73	W	28	53	.528	10	20	.500	7	10	.700	7	24	31	33.3	+1	12	18	6	4	7	73
		20	22	42		16	51	.314	1	14	.071	9	11	.818	10	20	30	30.3		14	6	12	0	3	42
at Minnesota	03/02/03	37	32	69	W	21	39	.538	9	21	.429	18	21	.857	4	21	25	33.0	+3	11	13	14	2	6	69
		27	34	61		26	49	.531	8	17	.471	1	5	.200	5	17	22	30.0		15	18	13	3	6	61
ILLINOIS	03/05/03	32	28	60	W	18	46	.391	9	26	.346	15	19	.789	8	23	31	32.9	+6	13	9	10	3	5	60
		26	33	59		23	51	.451	4	9	.444	9	14	.643	5	20	25	29.8		20	12	8	3	6	59
vs Ohio State	03/14/03	25	25	50	L																				

2003-04 Game-by-Game Statistics (25-7, 12-4)

Opponent	Date	1	2	Final	W/L	FG	FGA	Pct	3-PTRS			REBOUNDS			M	PF	A	TO	Blk	Stl	Pts				
									3FG	FGA	Pct	FT	FTA	Pct								Off	Def	Tot	Avg
at Pennsylvania	11/21/03	33	31	64	W	23	60	.383	1	14	.071	17	28	.607	16	27	43	43.0	+12	11	9	6	3	9	64
		25	28	53		22	54	.407	6	19	.316	3	4	.750	5	26	31	31.0		25	14	13	2	2	53
EASTERN ILL.	11/25/03	30	51	81	W	21	55	.382	5	17	.294	34	41	.829	14	20	34	38.5	+1	15	13	7	1	12	81
		22	25	47		17	44	.386	2	7	.286	11	15	.733	9	24	33	32.0		29	8	23	3	3	47
RUTGERS	11/29/03	21	34	55	W	17	45	.378	3	20	.150	18	22	.818	7	21	28	35.0	-7	13	11	12	1	10	55
		19	24	43		18	46	.391	3	10	.300	4	12	.333	12	23	35	33.0		22	6	23	4	8	43
at Maryland	12/02/03	22	39	67	Lot	22	61	.361	10	23	.435	13	20	.650	13	27	40	36.2	-1	20	17	14	3	5	67
		30	31	73		30	62	.484	2	9	.222	11	21	.524	12	29	41	35.0		20	12	11	10	12	73
DETROIT	12/06/03	30	38	68	W	23	47	.489	7	20	.350	15	19	.789	11	22	33	35.6	+9	13	17	8	1	6	68
		20	22	42		15	42	.357	5	16	.313	7	13	.538	8	16	24	32.8		17	8	14	3	4	42
UW-GREEN BAY	12/10/03	40	33	73	W	27	50	.540	5	12	.417	14	27	.519	9	19	28	34.3	+3	14	15	7	4	10	73
		25	32	57		24	44	.545	3	8	.375	6	9	.667	3	22	25	31.5		22	11	17	2	2	57
UW-MILWAUKEE	12/13/03	43	46	89	W	34	67	.507	8	23	.348	13	17	.765	16	24	40	35.1	+15	19	22	9	2	7	89
		32	39	71		27	53	.509	3	13	.231	14	22	.636	8	17	25	30.6		19	10	13	0	5	71
MARQUETTE	12/20/03	32	31	63	W	20	51	.392	1	12	.083	22	32	.688	13	22	35	35.1	+1	12	11	7	2	4	63
		32	27	59		22	53	.415	9	18	.500	6	9	.667	11	23	34	31.0		23	4	14	4	2	59
vs Ohio	12/27/03	39	32	71	W	22	52	.423	8	21	.381	19	28	.679	14	25	39	35.6	+13	16	20	13	7	8	71
		26	22	48		18	47	.383	4	11	.364	8	13	.615	7	19	26	30.4		20	9	18	2	8	48
at Alabama	12/30/03	32	24	56	L	18	48	.375	6	21	.286	14	18	.778	8	16	24	34.4	-10	16	9	10	4	6	56
		33	38	71		25	48	.521	5	11	.455	16	20	.800	10	24	34	30.8		17	8	11	3	4	71
COL. OF CHAR.	01/03/04	36	39	75	W	29	58	.500	2	9	.222	15	25	.600	12	28	40	34.9	+10	16	12	11	1	10	75
		20	29	49		16	51	.314	6	21	.286	11	16	.688	8	22	30	30.7		21	8	18	6	5	49
INDIANA	01/06/04	37	42	79	W	29	59	.492	10	23	.435	11	14	.786	11	28	39	35.2	+6	16	21	5	7	4	79
		15	30	45		16	55	.291	2	11	.182	11	19	.579	13	20	33	30.9		18	9	10	0	1	45
MICHIGAN ST.	01/10/04	41	36	77	W	24	45	.533	5	14	.357	24	35	.686	10	16	26	34.5	+3	13	15	11	3	11	77
		31	33	64		22	44	.500	7	14	.500	13	13	1.000	5	18	23	30.3		27	14	17	1	6	64
at Purdue	01/14/04	20	31	51	L	18	47	.383	3	14	.214	12	19	.632	9	18	27	34.0	-1	20	6	8	3	3	51
		24	29	53		15	42	.357	4	10	.400	19	23	.826	6	22	28	30.1		20	9	7	1	3	53
MICHIGAN	01/21/04	35	39	74	W	27	56	.482	6	13	.462	14	16	.875	12	25	37	34.2	+8	12	19	10	5	3	74
		34	29	63		26	59	.441	4	14	.286	7	12	.583	10	19	29	30.1		19	11	9	4	2	63
LLINOIS	01/24/04	38	38	76	W	27	52	.519	7	15	.467	15	25	.600	10	26	36	34.3	+8	17	9	12	4	7	76
		30	26	56		19	52	.365	2	15	.133	16	19	.842	10	18	28	29.9		24	9	15	3	3	66
at Ohio State	01/28/04	37	32	69	W	26	54	.481	9	19	.474	8	14	.571	7	17	24	33.7	-17	24	13	13	3	12	69
		27	30	57		20	50	.400	2	9	.222	15	25	.600	17	24	41	30.6		19	8	21	2	8	57
MINNESOTA	02/04/04	33	47	80	W	24	52	.462	7	21	.333	25	33	.758	12	18	30	33.5	+4	14	15	12	2	9	80
		26	40	66		27	48	.563	2	6	.333	10	13	.769	5	21	26	30.3		24	15	18	4	8	66
at Northwestern	02/07/04	19	32	51	L	19	53	.358	5	17	.294	8	9	.889	13	16	29	33.3	+1	16	17	12	1	5	51
		36	33	69		21	41	.512	8	17	.471	19	21	.905	6	22	28	30.2		14	16	13	4	3	69
at Iowa	02/11/04	32	22	54	W	22	56	.393	7	24	.292	3	6	.500	12	18	30	33.1	-8	12	14	13	2	6	54
		25	27	52		21	51	.412	7	16	.438	3	4	.750	13	25	38	30.6		11	9	19	2	6	52
OHIO STATE	02/14/04	36	42	78	W	20	43	.465	6	14	.429	32	38	.842	9	27	36	33.2	+8	21	12	10	3	5	78
		28	20	48		18	48	.375	5	15	.333	7	17	.412	9	19	28	30.5		32	5	14	4	3	48
at Illinois	02/18/04	28	29	57	L	24	48	.500	4	11	.364	5	8	.625	9	17	26	32.9	+1	20	13	17	3	7	57
		30	35	65		18	42	.429	8	19	.421	21	27	.778	8	17	25	30.2		12	8	12	3	10	65
at Michigan	02/22/04	30	29	59	L	21	56	.375	3	20	.150	14	18	.778	11	16	27	32.7	-2	21	5	10	2	3	59
		38	33	71		25	43	.581	4	11	.364	17	20	.850	4	25	29	30.2		18	12	14	5	5	71
PENN STATE	02/25/04	30	38	68	W	24	57	.421	8	23	.348	12	16	.750	16	19	35	32.8	+5	12	19	7	4	8	68
		22	23	45		18	49	.367	2	12	.167	7	8	.875	12	18	30	30.2		18	8	14	0	2	45
PURDUE	02/29/04	29	53	82	W	31	60	.517	7	20	.350	13	16	.813	16	22	38	33.0	+19	14	19	7	1	7	82
		21	25	46		16	43	.372	2	8	.250	12	16	.750	6	13	19	29.7		19	7	14	1	1	46
at Michigan State	03/02/04	35	17	68	Wot	23	55	.418	7	21	.333	15	18	.833	9	29	38	33.2	+5	12	7	12	2	6	68
		30	22	64		24	61	.393	8	18	.444	8	11	.727	9	24	33	29.8		18	12	10	1	9	64
at Indiana	03/06/04	33	37	70	W	24	49	.490	6	17	.353	16	23	.696	9	24	33	33.1	-2	11	10	8	3	5	70
		18	34	52		20	58	.345	6	26	.231	6	9	.667	16	19	35	30.0		17	11	11	1	4	52
vs Minnesota	03/12/04	30	36	66	W	26	58	.448	5	14	.357	9	15	.600	11	20	31	33.1	-4	10	12	10	0	13	66
		22	30	52		23	54	.426	3	15	.200	3	5	.600	13	22	35	30.2		14	12	19	3	5	52
vs MICH. ST.	03/13/04	30	38	68	W	23																			

2004-05 Game-by-Game Statistics (25-9, 11-5)

Opponent	Date	1	2	Final	W/L	FG	FGA	Pct	3-PTRS			REBOUNDS			M	PF	A	TO	Blk	Stl	Pts				
									3FG	FGA	Pct	FT	FTA	Pct								Off	Def	Tot	Avg
PENNSYLVANIA	11/20/04	36	41	77	W	24	47	.511	8	14	.571	21	28	.750	7	33	40	40.0	+17	21	17	16	3	6	77
		20	24	44		15	47	.319	5	20	.250	9	17	.529	3	20	23	23.0		29	11	18	1	11	44
UC-SANTA BARB.	11/23/04	34	38	72	W	27	48	.563	8	18	.444	10	16	.625	8	20	28	34.0	+5	12	17	11	1	4	72
		26	35	61		25	51	.490	6	18	.333	5	7	.714	6	17	23	23.0		17	13	11	0	7	61
at Pepperdine	11/27/04	34	27	61	L	21	51	.412	3	17	.176	16	23	.696	17	22	39	35.7	+12	12	7	22	1	5	61
		34	41	75		28	58	.483	8	18	.444	11	14	.786	10	17	27	24.3		20	12	14	2	8	75
MARYLAND	11/30/04	38	31	69	W	22	55	.400	4	20	.200	21	30	.700	9	23	32	34.8	-9	17	9	12	5	10	69
		32	32	64		26	61	.426	5	16	.313	7	13	.538	13	28	41	28.5		24	15	18	4	6	64
at Rutgers	12/04/04	29	41	70	W	25	51	.490	11	26	.423	9	17	.529	8	27	35	34.8	-1	19	16	12	3	6	70
		23	39	62		24	57	.421	4	16	.250	10	18	.556	11	25	36	30.0		20	11	10	4	4	62
UW-GREEN BAY	12/07/04	35	30	65	W	23	50	.460	4	19	.211	15	23	.652	11	20	31	34.2	+6	14	12	11	0	6	65
		21	34	55		21	46	.457	6	13	.462	7	11	.636	5	20	25	29.2		23	10	14	3	6	55
at Marquette	12/11/04	23	31	54	L	18	52	.346	10	22	.455	8	13	.615	4	24	28	33.3	-16	17	7	10	1	8	54
		34	29	63		21	57	.368	8	25	.320	13	17	.765	14	30	44	31.3		16	8	11	4	2	63
UW-MILWAUKEE	12/15/04	25	41	66	W	22	58	.379	7	18	.389	15	21	.714	13	32	45	34.8	+9	14	10	12	4	8	66
		14	23	37		14	55	.255	4	21	.190	5	7	.714	10	26	36	31.9		22	6	17	4	5	37
UNC-GREENS.	12/23/04	29	56	85	W	32	65	.492	8	21	.381	13	30	.433	22	28	50	36.4	+27	14	22	15	2	9	85
		22	31	53		21	49	.429	0	8	.000	11	21	.524	5	18	23	30.9		21	10	20	1	8	53
W. CAROLINA	12/27/04	40	49	89	W	34	76	.447	8	20	.400	13	20	.650	19	34	53	38.1	+20	16	16	9	4	11	89
		20	29	49		19	55	.345	2	14	.143	9	16	.563	7	26	33	31.1		20	12	21	1	5	49
ALABAMA	12/29/04	33	43	76	W	26	52	.500	11	22	.500	13	20	.650	4	25	29	37.3	-4	14	15	5	2	4	76
		23	39	62		24	54	.444	5	15	.333	9	13	.692	6	27	33	31.3		19	7	10	5	3	62
at Purdue	01/05/05	30	47	77	W	24	50	.480	14	22	.636	15	22	.682	7	22	29	36.6	+2	14	19	12	2	2	77
		26	42	68		29	54	.537	1	9	.111	9	17	.529	6	21	27	30.9		18	19	9	4	3	68
at Indiana	01/08/05	20	41	61	L	16	45	.356	3	18	.167	26	32	.813	12	22	34	36.4	+6	27	5	18	0	3	61
		34	40	74		23	47	.489	5	14	.357	23	32	.719	7	21	28	30.7		23	9	9	3	5	74
OHIO STATE	01/11/05	31	41	72	W	26	54	.481	4	11	.364	16	24	.667	6	28	34	36.2	-1	14	13	9	3	4	72
		26	40	66		27	64	.422	7	23	.304	5	9	.556	11	24	35	31.0		23	12	10	1	4	66
MICHIGAN ST.	01/16/05	28	34	62	W	21	55	.382	12	28	.429	8	13	.615	9	25	34	36.1	-4	14	16	9	2	3	62
		32	27	59		24	57	.421	5	17	.294	6	11	.545	11	27	38	31.5		17	10	10	0	5	59
at Michigan	01/22/05	37	35	72	W	22	55	.400	2	10	.200	26	33	.788	15	32	47	36.8	+15	18	10	14	1	4	72
		32	29	61		22	60	.367	5	17	.294	12	19	.632	9	23	32	31.5		25	12	10	9	6	61
ILLINOIS	01/25/05	33	32	65	L	25	54	.463	10	24	.417	5	12	.417	8	22	30	36.4	-3	15	14	13	3	4	65
		35	40	75		25	54	.463	8	15	.533	17	20	.850	7	26	33	31.6		15	17	10	4	9	75
at Penn State	01/29/05	41	35	76	W	31	58	.534	8	18	.444	6	12	.500	10	23	33	36.2	+1	19	17	6	4	6	76
		25	25	50		18	51	.353	4	14	.286	10	15	.667	13	19	32	31.6		17	8	13	0	4	50
N'WESTERN	02/02/05	42	31	73	W	23	48	.479	10	22	.455	17	23	.739	8	17	25	35.6	-1	13	16	11	1	10	73
		26	32	58		21	41	.512	6	14	.429	10	18	.556	7	19	26	31.3		23	12	16	1	5	58
at Minnesota	02/05/05	24	26	50	L	19	58	.328	6	22	.273	6	6	1.000	15	25	40	35.8	+8	14	10	17	3	3	50
		22	38	60		25	55	.455	2	13	.154	8	12	.667	8	24	32	31.4		11	12	11	5	9	60
IOWA	02/09/05	34	38	72	W	20	43	.465	5	11	.455	27	35	.771	7	27	34	35.7	+3	17	5	8	4	1	72
		34	35	69		27	60	.450	8	21	.381	7	14	.500	11	20	31	31.3		27	12	6	3	4	69
at Illinois	02/12/05	26	33	59	L	22	47	.468	8	19	.421	7	16	.438	8	17	25	35.2	-4	16	10	14	1	7	59
		27	43	70		22	48	.458	8	18	.444	18	19	.947	8	21	29	31.2		15	11	11	1	9	70
MICHIGAN	02/16/05	37	39	76	W	27	56	.482	8	17	.471	14	24	.583	15	24	39	35.4	+11	12	20	7	2	8	76
		17	33	50		18	49	.367	5	18	.278	9	12	.750	8	20	28	31.1		16	10	14	4	3	50
at Michigan St.	02/24/05	25	39	64	L	23	55	.418	6	14	.429	12	15	.800	10	16	26	35.0	-8	22	16	10	1	4	64
		33	44	77		28	50	.560	4	14	.286	17	23	.739	10	24	34	31.2		17	19	10	2	6	77
at Ohio State	02/27/05	37	27	64	W	24	48	.500	8	15	.533	8	14	.571	9	28	37	35.1	+13	13	15	17	0	4	64
		27	29	56		20	50	.400	5	22	.227	11	15	.733	5	19	24	30.9		17	11	12	1	7	56
INDIANA	03/01/05	37	25	62	W	20	49	.408	6	20	.300	16	27	.593	10	22	32	35.0	-3	11	10	8	1	6	62
		30	30	60		23	52	.442	5	17	.294	9	17	.529	11	24	35	31.1		22	11	10	3	5	60
PURDUE	03/05/05	40	24	64	W	20	46	.435	9	22	.409	15	20	.750	13	22	35	35.0	+15	12	13	14	0	2	64
		19	33	52		19	48	.396	5	16	.313	9	11	.818	5	15	20	30.7		19	8	9	2	7	52
vs Ohio State	03/11/05	29	31	60	W	22	56	.393	2	12	.167	14	19	.737	11	30	41	35.2	+5	10	8	9	2	6	60
		18	31	49		21	61	.344	2	20	.100	5	6	.833	10	26	36	30.9		16	11	11	1	6	49
vs Iowa	03/12/05	27	32	59																					

2005-06 Game-by-Game Statistics (19-12, 9-7)

Opponent	Date	1	2	Final	W/L	FG	FGA	Pct	3-PTS			REBOUNDS			M	PF	A	TO	Blk	Stl	Pts				
									3FG	FGA	Pct	FT	FTA	Pct								Off	Def	Tot	Avg
vs Norfolk State	11/18/05	40	40	80	W	31	63	.492	7	19	.368	11	19	.579	19	24	43	43.0	+17	14	18	13	4	4	80
		25	26	51		22	50	.440	2	11	.182	5	15	.333	8	18	26	26.0		24	7	14	2	5	51
vs East. Kentucky	11/19/05	31	35	95	W	34	76	.447	9	26	.346	18	25	.720	21	23	44	43.5	+10	23	17	16	3	6	95
		32	34	89	ot	29	59	.492	11	20	.550	20	32	.625	11	23	34	30.0		23	12	15	2	11	89
vs Old Dominion	11/21/05	32	52	84	W	27	59	.458	7	20	.350	23	30	.767	9	31	40	42.3	+11	22	12	12	4	4	84
		36	45	81		27	60	.450	8	22	.364	19	22	.864	4	25	29	29.7		21	13	11	3	5	81
COASTAL CAR.	11/26/05	41	51	92	W	33	61	.541	6	11	.545	20	30	.667	16	22	38	41.2	+13	15	23	11	2	9	92
		17	37	54		19	49	.388	9	27	.333	7	8	.875	6	19	25	28.5		23	9	22	0	5	54
at Wake Forest	11/29/05	32	56	88	L	31	73	.425	9	21	.429	17	24	.708	18	18	36	40.2	-9	25	14	11	4	6	88
		37	54	91		31	65	.477	3	13	.231	26	29	.897	18	27	45	31.8		21	13	16	10	5	91
PEPPERDINE	12/03/05	33	38	71	W	24	52	.462	7	16	.438	16	22	.727	15	19	34	39.2	+5	18	11	15	6	10	71
		23	32	55		22	56	.393	2	8	.250	9	12	.750	15	14	29	31.3		18	5	19	1	6	55
UW-GREEN BAY	12/07/05	40	42	82	W	28	55	.509	8	16	.500	18	29	.621	8	25	33	38.3	-1	16	17	7	3	8	82
		37	25	62		21	55	.382	6	19	.316	14	16	.875	9	25	34	31.7		24	10	15	2	1	62
MARQUETTE	12/10/05	44	33	77	W	27	61	.443	7	18	.389	16	27	.593	12	28	40	38.5	-2	16	12	9	5	8	77
		31	32	63		24	64	.375	5	20	.250	10	15	.667	16	26	42	33.0		28	12	16	1	4	63
UNC-WILM.	12/12/05	16	38	54	W	18	44	.409	6	14	.429	12	18	.667	10	25	35	38.1	+8	11	10	14	1	2	54
		16	35	51		21	55	.382	9	24	.375	0	1	.000	10	17	27	32.3		19	14	9	1	9	51
UW-MILWAUKEE	12/15/05	37	37	74	W	26	51	.510	2	15	.133	20	30	.667	10	25	35	37.8	+1	15	11	12	8	4	74
		30	38	68		23	61	.377	12	32	.375	10	12	.833	14	20	34	32.5		29	8	16	1	3	68
LA. TECH	12/28/05	39	39	78	W	31	58	.534	7	16	.438	9	16	.563	13	31	44	38.4	+11	11	20	15	8	5	78
		25	27	52		20	64	.313	7	30	.233	5	9	.556	14	19	33	32.5		17	13	14	2	10	52
at Pittsburgh	12/31/05	28	36	64	L	24	57	.421	3	15	.200	13	20	.650	11	21	32	37.8	0	20	15	14	1	3	64
		35	38	73		27	49	.551	5	12	.417	14	24	.583	7	25	32	32.5		23	18	14	4	8	73
IOWA	01/05/06	32	34	66	W	28	60	.467	7	17	.412	3	8	.375	8	28	36	37.7	-5	14	20	6	5	9	66
		34	18	52		17	56	.304	5	17	.294	13	17	.765	13	28	41	33.2		18	12	11	5	2	52
MICHIGAN ST.	01/08/06	36	46	82	W	29	56	.518	10	21	.476	14	30	.467	9	26	35	37.5	-5	18	14	9	7	7	82
		26	37	63		22	63	.349	8	22	.364	11	15	.733	13	27	40	33.6		24	7	15	5	4	63
at Minnesota	01/10/06	25	39	64	W	21	52	.404	5	13	.385	17	26	.654	11	37	48	38.2	+15	17	16	22	0	5	64
		17	45	62		21	61	.344	5	21	.238	15	23	.652	8	25	33	33.6		25	12	11	2	15	62
N'WESTERN	01/14/06	37	31	68	W	24	55	.436	5	22	.227	15	23	.652	13	27	40	38.3	+12	15	15	13	6	6	68
		25	27	52		18	51	.353	8	22	.364	8	12	.667	8	20	28	33.2		21	9	19	4	6	52
at Ohio State	01/18/06	31	36	67	L	25	66	.379	6	24	.250	11	15	.733	16	22	38	38.3	+3	18	11	10	2	6	67
		31	46	77		28	52	.538	7	15	.467	14	25	.560	8	27	35	33.4		15	11	12	0	2	77
N. DAKOTA ST.	01/21/06	16	39	55	L	16	72	.222	4	27	.148	19	26	.731	22	17	39	38.3	-7	21	4	10	3	7	55
		30	32	62		23	46	.500	3	10	.300	13	24	.542	9	37	46	34.1		21	9	24	3	6	62
PENN STATE	01/25/06	40	32	72	W	22	56	.393	13	34	.382	15	22	.682	13	23	36	38.2	+1	12	18	10	2	7	72
		18	25	43		18	54	.333	5	17	.294	2	4	.500	12	23	35	34.1		20	9	18	2	2	43
at Michigan	01/28/06	27	49	76	L	27	60	.450	9	17	.529	13	16	.813	11	16	27	37.7	-9	25	14	10	2	4	76
		38	47	85		28	51	.549	7	21	.333	22	27	.815	12	24	36	34.2		21	15	18	4	5	85
ILLINOIS	01/31/06	28	23	51	L	16	45	.356	3	20	.150	16	23	.696	6	22	28	37.2	-15	11	6	14	1	5	51
		34	32	66		25	60	.417	7	14	.500	9	16	.563	15	28	43	34.6		18	10	10	2	10	66
at Purdue	02/04/06	29	33	62	L	21	55	.382	5	18	.278	15	20	.750	13	17	30	36.9	-5	19	10	14	3	2	62
		36	34	70		26	53	.491	5	10	.500	13	19	.684	10	25	35	34.6		18	16	12	1	9	70
INDIANA	02/08/06	31	41	72	W	25	55	.455	7	20	.350	15	21	.714	8	24	32	36.7	-10	25	13	10	4	4	72
		22	32	54		16	56	.286	3	16	.188	19	26	.731	16	26	42	35.0		21	7	15	1	3	54
at Penn State	02/11/06	34	48	82	W	33	66	.500	10	23	.435	6	11	.545	18	27	45	37.0	+21	13	21	5	2	2	82
		36	26	62		23	55	.418	8	16	.500	8	14	.571	6	18	24	34.5		12	15	3	1	2	62
OHIO STATE	02/15/06	28	50	78	W	26	53	.491	6	14	.429	20	31	.645	15	23	38	37.0	+11	17	14	12	3	5	78
		37	36	73		26	56	.464	4	17	.235	17	19	.895	7	20	27	34.2		23	13	10	0	8	73
at Northwestern	02/23/06	28	23	51	L	19	49	.388	4	14	.286	9	18	.500	9	22	31	36.8	-1	18	12	10	4	5	51
		31	31	62		20	44	.455	4	14	.286	18	24	.750	7	25	32	34.1		19	13	10	7	9	62
MINNESOTA	02/26/06	36	44	80	W	24	51	.471	3	9	.333	29	36	.806	11	22	33	36.7	+2	14	14	10	0	6	80
		38	36	74		30	64	.469	4	12	.333	10	12	.833	12	19	31	34.0		25	9	9	5	6	74
at Michigan State	03/02/06	31	34	65	L	25	62	.403	4	18	.222	11	19	.579	13	21	34	36.6	-3	21	11	9	5	5	65
		35	39	74		27	53	.509	4	7	.571	16	21	.762	7	30	37	34.1		23	18	11	5	4	74
at Iowa	03/04/06																								

2006-07 Game-by-Game Statistics (30-6, 13-3)

Opponent	Date	Final			W/L	FG			3-PTRS			FTA			REBOUNDS				M	PF	A	TO	Blk	Stl	Pts
		1	2			FG	FGA	Pct	3FG	FGA	Pct	FT	FTA	Pct	Off	Def	Tot	Avg							
MERCER	11/12/06	39	33	72	W	27	63	.429	6	18	.333	12	27	.444	16	29	45	45.0	+7	13	16	10	5	6	72
		25	23	48		19	56	.339	5	16	.313	5	12	.417	12	26	38	38.0		24	7	22	2	7	48
UW-GREEN BAY	11/15/06	45	34	79	W	26	56	.464	8	19	.421	19	34	.559	9	24	33	39.0	-7	19	15	13	5	6	79
		29	33	62		21	57	.368	5	15	.333	15	21	.714	11	29	40	39.0		28	9	18	1	4	62
SOUTHERN	11/19/06	50	42	92	W	33	53	.623	5	11	.455	21	27	.778	11	22	33	37.0	+12	14	18	10	1	9	92
		19	20	39		15	42	.357	3	13	.231	6	11	.545	9	12	21	33.0		23	3	25	2	0	39
DELAWARE STATE	11/21/06	33	31	64	W	26	49	.531	2	8	.250	10	15	.667	13	16	29	35.0	+13	12	13	6	1	1	64
		27	25	52		17	37	.459	5	15	.333	13	15	.867	4	12	16	28.8		18	5	9	4	3	52
vs Missouri State	11/24/06	32	32	64	L	22	56	.393	2	15	.133	18	25	.720	10	22	32	34.4	-4	19	14	13	6	4	64
		45	21	66		23	51	.451	6	13	.462	14	17	.824	8	28	36	30.2		27	14	15	1	7	66
vs Auburn	11/25/06	35	42	77	W	26	56	.464	6	12	.500	19	30	.633	14	21	35	34.5	+6	17	18	11	3	9	77
		25	38	63		23	47	.489	6	15	.400	11	19	.579	7	22	29	30.0		28	11	20	5	5	63
FLORIDA STATE	11/28/06	34	47	81	W	28	57	.491	5	14	.357	20	29	.690	12	24	36	34.7	+5	20	18	18	2	8	81
		23	43	66		28	62	.452	3	16	.188	7	12	.583	12	19	31	30.1		30	8	21	5	12	66
FLORIDA INT.	12/02/06	38	41	79	W	23	43	.535	9	19	.474	24	30	.800	7	25	32	34.4	+7	11	18	15	3	6	79
		27	36	63		21	55	.382	10	23	.435	11	13	.846	10	15	25	29.5		26	12	15	3	12	63
WINTHROP	12/04/06	34	31	82	Wot	26	56	.464	6	25	.240	24	34	.706	21	19	40	35.0	+22	15	13	11	2	6	82
		31	34	79		29	53	.547	15	25	.600	6	10	.600	4	14	18	28.2		24	18	11	1	6	79
at Marquette	12/09/06	28	42	70	W	29	57	.509	3	9	.333	9	18	.500	10	30	40	35.5	+6	19	17	22	6	7	70
		25	41	66		26	66	.394	3	18	.167	11	18	.611	13	21	34	28.8		23	8	16	5	9	66
MILWAUKEE	12/13/06	35	33	68	W	25	51	.490	3	8	.375	15	23	.652	9	30	39	35.8	+9	15	9	9	6	5	68
		20	29	49		18	56	.321	7	22	.318	6	10	.600	9	21	30	28.9		23	9	12	0	4	49
PITTSBURGH	12/16/06	47	42	89	W	25	54	.463	8	16	.500	31	44	.705	14	27	41	36.2	+10	21	14	8	4	4	89
		37	38	75		25	59	.424	6	18	.333	19	30	.633	13	18	31	29.1		28	12	10	2	4	75
PACIFIC	12/23/06	36	47	83	W	24	46	.522	9	17	.529	26	32	.813	12	28	40	36.5	+19	16	12	10	2	6	83
		24	23	47		18	51	.353	5	18	.278	6	11	.545	7	14	21	28.5		23	7	11	0	6	47
GARDNER-WEBB	12/27/06	52	46	98	W	35	59	.593	12	20	.600	16	19	.842	9	31	40	36.8	+17	9	21	9	2	8	98
		19	21	40		15	49	.306	5	23	.217	5	9	.556	6	17	23	28.1		23	8	20	3	6	40
at Georgia	12/31/06	31	33	64	W	21	51	.412	5	17	.294	17	23	.739	10	24	34	36.6	-8	13	12	14	2	10	64
		32	22	54		18	60	.300	4	18	.222	14	17	.824	19	23	42	29.0		21	5	18	1	10	54
MINNESOTA	01/06/07	37	31	68	W	24	56	.429	3	12	.250	17	24	.708	12	28	40	36.8	+7	13	8	9	4	6	68
		20	25	45		17	49	.347	3	10	.300	8	14	.571	7	26	33	29.3		20	8	15	3	1	45
OHIO STATE	01/09/07	31	41	72	W	25	56	.446	5	16	.313	17	29	.586	14	25	39	36.9	+1	20	12	12	7	9	72
		28	41	69		23	60	.383	12	26	.462	11	18	.611	14	24	38	29.8		23	13	15	7	5	69
at Northwestern	01/13/07	24	32	56	W	17	39	.436	2	12	.167	20	27	.741	12	25	37	36.9	+15	13	6	15	6	4	56
		26	24	50		20	52	.385	4	18	.222	6	10	.600	10	12	22	29.3		19	12	9	2	9	50
PURDUE	01/17/07	29	40	69	W	22	55	.400	3	17	.176	22	32	.688	12	24	36	36.9	+3	13	8	7	2	4	69
		30	34	64		24	53	.453	6	15	.400	10	14	.714	9	24	33	29.5		25	8	14	1	4	64
at Illinois	01/20/07	35	36	71	W	25	57	.439	3	16	.188	18	21	.857	15	23	38	37.0	+4	18	12	7	0	3	71
		31	33	64		22	54	.407	6	19	.316	14	23	.609	14	20	34	29.8		20	6	9	5	3	64
MICHIGAN	01/24/07	33	38	71	W	26	48	.542	3	6	.500	16	26	.615	10	20	30	36.6	0	19	14	13	4	6	71
		26	32	58		22	49	.449	2	9	.222	12	19	.632	11	19	30	29.8		23	11	19	8	8	58
at Iowa	01/28/07	26	31	57	W	20	43	.465	7	19	.368	10	18	.556	6	27	33	36.5	-7	14	14	12	2	4	57
		22	24	46		16	57	.281	2	14	.143	12	18	.667	17	23	40	30.2		20	9	9	1	5	46
at Indiana	01/31/07	28	38	66	L	25	52	.481	5	20	.250	11	17	.647	8	21	29	36.1	-4	17	12	14	1	6	66
		26	45	71		27	53	.509	7	18	.389	10	15	.667	8	25	33	30.3		19	10	12	3	5	71
N'WESTERN	02/03/07	33	36	69	W	23	50	.460	7	15	.467	16	20	.800	13	24	37	36.2	+16	5	13	9	3	3	69
		19	33	52		23	52	.442	5	17	.294	1	2	.500	6	15	21	30.0		16	10	8	1	5	52
at Penn State	02/07/07	34	37	71	W	26	51	.510	6	15	.400	13	17	.765	11	18	29	35.9	0	13	18	9	2	5	71
		29	29	58		22	52	.423	5	16	.313	9	9	1.000	12	17	29	29.9		18	10	11	1	5	58
IOWA	02/10/07	31	43	74	W	26	58	.448	8	17	.471	14	22	.636	13	29	42	36.1	+9	13	14	14	6	7	74
		35	27	62		27	64	.422	3	13	.231	5	10	.500	9	24	33	30.0		20	11	12	0	7	62
at Minnesota	02/14/07	28	47	75	W	23	55	.418	8	20	.400	21	31	.677	13	22	35	36.1	-2	18	11	7	0	6	75
		24	38	62		20	49	.408	8	12	.667	14	18	.778	10	27	37	30.3		23	13	16	4	4	62
PENN STATE	02/17/07	36	39	75	W	27	52	.519	12	23	.522	9	15	.600	10	20	30	35.9	+7	6	20	10	5	7	75
		25	24	49		21	45	.467	5	15	.333	2	3	.667	5	18	23	30.0		12	14	18	1	4	49
at Michigan State	02/20/07	30	2																						

2007-08 Game-by-Game Statistics (31-5, 16-2)

Opponent	Date	1	2	Final	W/L	FG			3-PTRS			FT			REBOUNDS				PF	A	TO	Blk	Stl	Pts	
						FGA	Pct	3FG	FGA	Pct	FT	FTA	Pct	Off	Def	Tot	Avg	M							
IPFW	11/11/07	38	45	83	W	32	65	.492	3	12	.250	16	20	.800	12	31	43	43.0	+12	10	18	11	5	14	83
		32	23	55		19	55	.345	7	25	.280	10	17	.588	7	24	31	31.0		18	14	18	2	8	55
SAVANNAH ST.	11/15/07	41	38	79	W	24	58	.414	3	13	.231	28	35	.800	18	33	51	47.0	+23	17	14	11	9	11	79
		14	18	32		12	49	.245	1	9	.111	7	11	.636	6	22	28	29.5		29	4	22	2	4	32
FLORIDA A&M	11/16/07	39	49	88	W	32	67	.478	13	27	.481	11	16	.688	20	28	48	47.3	+27	12	24	16	3	8	88
		14	26	40		14	46	.304	5	15	.333	7	9	.778	4	17	21	26.7		18	7	23	2	7	40
COLORADO	11/17/07	44	34	78	W	32	58	.552	7	20	.350	7	11	.636	13	16	29	42.8	+9	9	21	9	6	9	78
		27	25	52		20	41	.488	6	14	.429	6	7	.857	5	15	20	25.0		11	11	19	3	4	52
GEORGIA	11/24/07	23	45	68	W	21	59	.356	5	20	.250	21	28	.750	16	30	46	43.4	+12	10	11	13	4	4	68
		32	17	49		20	59	.339	3	20	.150	6	6	1.000	8	26	34	26.8		25	7	15	3	8	49
at Duke	11/27/07	25	33	58	L	24	65	.369	3	14	.214	17	25	.538	17	25	42	43.2	+2	17	11	18	1	6	58
		48	34	82		26	61	.426	11	24	.458	19	23	.826	12	28	40	29.0		18	14	14	5	10	82
WOFFORD	12/03/07	38	32	70	W	25	53	.472	3	13	.231	17	27	.630	9	32	41	42.9	+7	18	17	7	4	3	70
		20	23	43		14	52	.269	6	16	.375	9	19	.474	10	24	34	29.7		27	9	14	1	4	43
MARQUETTE	12/08/07	41	35	76	L	27	55	.491	7	15	.467	15	25	.600	16	18	34	41.8	-7	19	13	18	7	7	76
		43	38	81		30	64	.469	4	14	.286	17	24	.708	21	20	41	31.1		23	13	16	6	11	81
at Milwaukee	12/12/07	31	30	61	W	25	49	.510	3	7	.429	8	10	.800	15	22	37	41.2	+21	9	10	18	2	9	61
		21	18	39		18	44	.409	2	8	.250	1	3	.333	5	11	16	29.4		14	8	17	5	10	39
GREEN BAY	12/15/07	37	33	70	W	25	50	.500	3	13	.231	17	26	.654	16	19	35	40.6	+4	16	11	16	0	7	70
		24	28	52		16	48	.333	6	19	.316	14	17	.824	15	16	31	29.6		26	7	20	1	8	52
VALPARAISO	12/22/07	28	40	68	W	22	45	.489	7	20	.350	17	36	.472	12	28	40	40.5	+12	16	10	20	1	4	68
		31	27	58		20	52	.385	7	22	.318	11	17	.647	7	21	28	29.5		30	13	15	0	9	58
at Texas	12/29/07	33	34	67	W	27	64	.422	6	19	.316	7	12	.583	15	23	38	40.3	+1	18	14	10	1	5	67
		33	33	66		28	63	.444	4	12	.333	6	12	.500	14	23	37	30.1		14	15	11	6	8	66
at Michigan	01/02/08	34	36	70	W	22	45	.489	7	12	.583	19	25	.760	9	26	35	39.9	+10	18	15	18	3	4	70
		18	36	54		20	51	.392	5	18	.278	9	13	.692	8	17	25	29.7		20	10	15	2	11	54
IOWA	01/05/08	28	36	64	W	20	49	.408	5	15	.333	19	27	.704	11	23	34	39.5	+3	14	9	7	3	7	64
		22	29	51		19	45	.422	6	17	.353	7	15	.467	7	24	31	29.8		27	12	14	4	2	51
ILLINOIS	01/10/08	31	39	70	W	25	48	.521	7	18	.389	13	18	.722	4	21	25	38.5	-10	14	14	9	5	9	70
		25	35	60		24	58	.414	6	10	.600	6	10	.600	13	22	35	30.1		21	14	13	1	3	60
at Penn State	01/15/08	40	40	80	W	31	52	.596	10	18	.556	8	9	.889	9	32	41	38.7	+19	15	19	15	5	5	80
		24	31	55		22	60	.367	6	24	.250	5	11	.455	11	11	22	29.6		12	8	9	2	4	55
N'WESTERN	01/19/08	22	40	62	W	17	35	.486	4	14	.286	24	37	.649	7	22	29	38.1	+8	16	13	15	2	7	62
		20	30	50		18	43	.419	4	14	.286	10	13	.769	4	17	21	29.1		30	9	14	0	6	50
MICHIGAN	01/22/08	28	36	64	W	26	50	.520	6	16	.375	6	9	.667	9	15	24	37.3	-11	9	11	11	3	8	64
		24	37	61		26	62	.419	7	21	.333	2	4	.500	20	15	35	29.4		15	7	12	5	6	61
at Purdue	01/26/08	26	30	56	L	20	52	.385	4	12	.333	12	19	.632	11	21	32	37.1	-3	17	11	13	4	6	56
		29	31	60		21	56	.375	7	20	.350	11	14	.786	12	23	35	29.7		22	15	12	6	6	60
INDIANA	01/31/08	30	32	62	W	20	58	.345	3	20	.150	19	26	.731	15	25	40	37.2	-1	14	10	6	2	6	62
		20	29	49		18	54	.333	3	21	.143	10	12	.833	11	30	41	30.3		23	8	13	3	4	49
at Minnesota	02/03/08	39	24	63	W	22	45	.489	7	16	.438	12	16	.750	9	22	31	36.9	+4	12	12	18	5	12	63
		23	24	47		18	50	.360	3	8	.375	8	8	1.000	10	17	27	30.1		19	12	18	7	10	47
at Iowa	02/06/08	26	34	60	W	20	46	.435	5	11	.455	15	20	.750	9	22	31	36.6	-4	15	5	7	4	3	60
		29	25	54		17	48	.354	7	20	.350	13	17	.765	13	22	35	30.4		18	11	9	2	3	54
PURDUE	02/09/08	32	35	67	L	17	52	.327	3	18	.167	30	33	.909	19	24	43	36.9	+22	17	9	18	2	6	67
		42	30	72		26	49	.531	8	19	.421	12	22	.545	5	16	21	30.0		25	11	11	5	8	72
at Indiana	02/13/08	36	32	68	W	27	63	.429	11	26	.423	3	5	.600	13	19	32	36.7	-1	16	11	9	2	1	68
		37	29	66		24	51	.471	3	13	.231	15	20	.750	8	23	31	30.0		14	6	5	4	5	66
MINNESOTA	02/16/08	27	38	65	W	17	39	.436	6	19	.316	25	33	.758	7	25	32	36.5	+2	17	8	10	4	5	65
		26	30	56		17	51	.333	10	23	.435	12	20	.600	11	19	30	30.0		25	10	9	0	7	56
at Illinois	02/20/08	34	37	71	W	23	50	.460	7	14	.500	18	24	.750	4	21	25	36.1	-9	23	11	8	1	8	71
		25	32	57		17	39	.436	4	15	.267	19	28	.679	7	27	34	30.2		21	6	20	2	2	57
at Ohio State	02/24/08	32	26	58	W	22	51	.431	7	17	.412	7	10	.700	9	22	31	35.9	-3	11	17	15	3	3	58
		32	21	53		20	54	.370	5	17	.294	8	9	.889	12	22	34	30.3		11	10	15	5	8	53
MICHIGAN ST.	02/28/08	28	29	57	W	19	49	.388	8	16	.500	11	14	.786	5	26	31	35.7	-6	9	12	1	4	3	57
		22	20	42		19	55	.345	1	10	.100	3	5	.600	9	28	37	30.5		14	10	6	5	1	42
PENN STATE	03/05/08	34	43	77	W	29																			

2008-09 Game-by-Game Statistics (20-13, 10-8)

Opponent	Date	Final			W/L	FG			3-PTRS			FTA			REBOUNDS				M	PF	A	TO	Blk	Stl	Pts
		1	2			FG	FGA	Pct	3FG	FGA	Pct	FT	FTA	Pct	Off	Def	Tot	Avg							
LONG BEACH ST.	11/16/08	36 33	32 28	68 61	W	22 25	50 52	.440 .481	8 5	18 18	.444 .278	16 6	22 8	.727 .750	10 6	22 21	32 27	32.0 27.0	+5	9	13	10	3	1	68
SIU-EDWARDS.	11/18/08	40 21	48 37	88 58	W	35 21	59 55	.593 .382	8 8	15 17	.533 .471	10 8	15 10	.667 .800	9 8	26 18	35 26	33.5 26.5	+9	11	21	10	6	7	88
vs Iona	11/21/08	28 23	24 29	60 58	W ot	15 21	48 51	.313 .412	5 7	21 20	.238 .350	25 9	34 15	.735 .600	13 6	25 24	38 30	35.0 27.7	+8	24	7	19	2	6	60
vs San Diego	11/23/08	26 20	38 29	64 49	W	21 19	43 55	.488 .345	5 5	15 14	.333 .357	17 6	23 7	.739 .857	7 10	27 19	34 29	34.8 28.0	+5	15	11	12	10	4	64
vs Connecticut	11/24/08	28 38	29 38	57 76	L	19 25	51 48	.373 .521	8 5	17 9	.471 .556	11 21	17 30	.647 .700	13 10	15 22	28 32	33.4 28.8	-4	22	8	22	2	7	57
MILWAUKEE	11/29/08	37 27	30 19	67 46	W	22 16	50 45	.440 .356	5 4	15 19	.333 .211	18 10	26 12	.692 .833	10 4	26 21	36 25	33.8 28.2	+11	13	13	6	3	3	67
at Virginia Tech	12/01/08	38 30	36 42	74 72	W	24 26	48 52	.500 .500	12 11	18 16	.667 .688	14 9	19 12	.737 .750	9 10	13 16	22 26	32.1 27.9	-4	13	14	6	5	5	74
at Marquette	12/06/08	33 27	25 34	58 61	L	22 21	48 52	.458 .404	7 5	24 20	.292 .250	14 7	13 23	.538 .609	6 12	24 19	30 31	31.9 28.3	-1	26	9	16	2	5	58
IDAHO STATE	12/09/08	29 27	31 31	60 58	W	20 25	53 48	.377 .521	5 4	22 13	.227 .308	15 4	22 8	.682 .500	15 5	18 21	33 26	32.0 28.0	+7	9	9	7	2	5	60
GREEN BAY	12/13/08	39 32	38 25	77 57	W	25 18	48 52	.521 .346	5 5	10 14	.500 .357	22 16	34 22	.647 .727	8 6	31 23	39 29	32.7 28.1	+10	18	12	11	3	6	77
COPPIN STATE	12/20/08	31 23	26 23	57 46	W	25 21	54 48	.463 .438	5 3	21 14	.238 .214	2 1	2 2	1.000 .500	12 4	24 15	36 19	33.0 27.3	+17	10	15	10	3	2	57
TEXAS	12/23/08	37 39	32 35	69 74	L	23 28	55 62	.418 .452	9 3	19 16	.474 .188	14 15	21 16	.667 .938	10 17	15 23	25 40	32.3 28.3	-15	18	9	10	3	4	69
at Michigan	12/31/08	42 31	31 30	73 61	W	27 20	46 51	.587 .392	6 8	14 24	.429 .333	13 13	17 19	.765 .684	3 7	27 19	30 26	32.2 28.2	+4	18	14	8	1	3	73
PENN STATE	01/03/09	34 26	31 35	65 61	W	24 24	54 55	.444 .436	5 5	14 16	.357 .313	12 8	15 11	.800 .727	6 6	26 25	32 31	32.1 28.4	+1	10	11	4	2	2	65
N'WESTERN	01/07/09	30 21	44 24	74 45	W	27 16	54 51	.500 .314	6 3	15 17	.400 .176	14 10	22 15	.636 .667	12 8	30 20	42 28	32.8 28.3	+14	15	16	10	5	7	74
at Purdue	01/11/09	26 32	26 33	52 65	L	21 23	56 53	.375 .434	6 6	20 17	.300 .353	4 13	6 19	.667 .684	11 11	18 23	29 34	32.6 28.7	-5	16	10	8	4	2	52
MINNESOTA	01/15/09	33 22	29 40	74 78	L ot	23 29	60 60	.383 .483	5 5	24 13	.208 .385	13 15	28 18	.821 .833	14 10	20 25	34 35	32.6 29.1	-1	19	12	18	6	8	74
at Iowa	01/21/09	24 20	36 40	69 73	L ot	28 20	59 43	.475 .465	5 7	21 21	.238 .333	8 26	10 35	.800 .743	12 7	20 21	32 28	32.6 29.0	+4	25	9	10	0	4	69
at Illinois	01/24/09	25 32	32 32	57 64	L	21 21	59 42	.356 .500	6 4	21 10	.286 .400	9 18	13 22	.692 .818	12 3	20 27	32 30	32.6 29.1	+2	15	12	7	1	7	57
PURDUE	01/27/09	30 36	33 28	63 64	L	22 25	51 42	.431 .595	11 6	18 13	.611 .462	8 8	9 12	.889 .667	8 4	15 22	23 26	32.1 28.9	-3	15	15	10	2	8	63
at Northwestern	01/31/09	27 27	36 39	63 66	L	20 20	38 35	.526 .571	7 8	17 13	.412 .615	16 18	19 28	.842 .643	8 4	19 12	27 16	31.9 28.3	+11	24	14	13	0	4	63
ILLINOIS	02/05/09	37 25	26 25	63 50	W	23 21	54 64	.426 .328	9 4	20 21	.450 .190	8 4	13 4	.615 1.000	8 17	24 26	32 43	31.9 29.0	-11	9	14	9	3	7	63
at Penn State	02/08/09	28 21	26 23	54 44	W	21 17	48 46	.438 .370	3 0	14 14	.214 .000	9 10	15 14	.600 .714	6 5	25 23	31 28	31.8 28.9	+3	14	13	6	2	2	54
IOWA	02/11/09	36 24	33 28	69 52	W	26 19	49 38	.531 .500	7 6	12 16	.583 .375	10 8	14 14	.714 .571	5 5	17 16	27 21	31.6 28.6	+6	15	14	6	3	6	69
OHIO STATE	02/14/09	24 23	31 27	55 50	W	20 21	55 38	.364 .553	4 2	18 9	.222 .222	11 6	14 10	.786 .600	15 3	17 19	32 22	31.6 28.3	+10	9	11	10	0	10	55
at Indiana	02/19/09	31 30	37 21	68 51	W	25 17	51 42	.490 .405	7 2	14 11	.500 .182	11 15	15 19	.733 .789	8 7	20 21	28 28	31.5 28.3	0	16	9	7	0	5	68
at Michigan St.	02/22/09	31 25	19 36	50 61	L	15 24	48 51	.313 .471	7 2	21 9	.333 .222	13 11	16 16	.813 .688	8 13	17 24	25 37	31.3 28.6	-12	14	9	11	3	6	50
MICHIGAN	03/01/09	32 34	28 21	60 55	W	22 21	42 49	.524 .429	4 6	11 21	.364 .286	12 7	18 10	.667 .700	8 6	24 16	32 22	31.3 28.4	+10	13	13	11	3	2	60
at Minnesota	03/04/09	16 23	30 28	46 51	L	15 19	45 46	.333 .413	7 1	20 8	.350 .125	9 12	12 14	.750 .857	14 11	17 17	31 28	31.3 28.4	+3	18	11	14	1	3	46
INDIANA	03/08/09	40 23	45 38	85 61	W	26 20	50 37	.520 .541	7 3	14 5	.500 .600	26 18	32 27	.813 .667	11 4	17 19	28 28.1	31.2 28.1	+9	21	19	6	0	7	85
vs Ohio State	03/13/09	28 29	29 32	57 61	L	18 19	50 38	.360 .500	7 5	22 11	.318 .455	14 18	27 27	.778 .667	9 4	20 25	29 29	31.1 28.1	0	19	11	7	2	6	57
vs Florida State	03/20/09	19 31	33 21	61 59	W ot	22 20	54 46	.407 .435	9 4	27 13	.333 .308	8 5	12 18	.667 .833	5 4	21 29	26 33	30.9 28.3	-7	16	10	9	2	4	61
vs Xavier	03/22/09	27 25	22 35	49 60	L	16 18	56 46	.286 .391	3 6	20 14	.150 .429	14 18	17 26	.824 .692	7 7	23 30	30 37	30.9 28.5	-7	23	5	7	2	5	49
Wisconsin Opponents			2106			735	1686	.436	213	592	.360	423	583	.726	317	703	1020	30.9	+79	532	393	330	86	163	63.8
			1948			700	1593	.439	158	486	.325	390	543	.718	244	697	941	28.5		595	343	386	81	143	59.0

2009-10 Game-by-Game Statistics (24-9, 13-5)

Opponent	Date	1	2	Final	W/L	FG	FGA	Pct	3-PTRS			REBOUNDS			PF	A	TO	Blk	Stl	Pts				
									3FG	FGA	Pct	FT	FTA	Pct							Off	Def	Tot	M
IPFW	11/15/09	39	36	75	W	28	49	.571	6	18	.333	13	17	.765	7	26	33	+11	16	13	13	11	7	75
		18	28	46		16	47	.340	3	13	.231	11	15	.733	6	16	22		20	7	14	0	3	46
OAKLAND	11/18/09	34	24	58	W	22	53	.415	3	14	.214	11	13	.846	13	26	39	+7	12	13	15	8	9	58
		23	19	42		15	55	.273	3	19	.158	9	10	.900	13	19	32		14	8	16	1	11	42
vs Arizona	11/23/09	31	34	65	W	22	61	.361	4	18	.222	17	29	.586	14	27	41	+3	24	9	8	3	5	65
		23	38	61		16	44	.364	3	11	.273	26	37	.703	5	33	38		30	5	14	5	5	61
vs Gonzaga	11/24/09	33	28	61	L	23	59	.390	5	24	.208	10	14	.714	10	21	31	-7	19	12	9	2	2	61
		43	31	74		25	53	.472	3	11	.273	21	25	.840	8	30	38		18	10	8	1	4	74
vs Maryland	11/25/09	37	41	78	W	26	53	.491	10	22	.455	16	20	.800	11	22	33	+5	18	14	15	2	5	78
		27	42	69		27	56	.482	5	13	.385	10	17	.588	9	19	28		20	9	9	3	10	69
DUKE	12/02/09	38	35	73	W	26	59	.441	8	20	.400	13	19	.684	12	22	34	+2	14	17	5	6	4	73
		32	37	69		24	53	.453	6	14	.429	15	16	.938	8	24	32		18	11	11	3	2	69
GRAMBLING ST.	12/05/09	41	38	79	W	27	45	.600	6	12	.500	19	28	.679	6	31	37	+10	13	18	10	6	3	79
		27	19	46		16	55	.291	3	11	.273	11	14	.786	11	16	27		23	13	11	3	9	46
at Green Bay	12/09/09	37	38	84	L ot	24	53	.453	7	19	.368	29	40	.725	14	26	40	+8	22	14	18	3	7	84
		39	36	88		28	58	.483	9	18	.500	23	30	.767	9	23	32		26	9	10	6	11	88
MARQUETTE	12/12/09	40	32	72	W	23	52	.442	3	10	.300	23	33	.697	10	20	30	-2	18	8	7	4	7	72
		31	32	63		21	51	.412	7	18	.389	14	21	.667	12	20	32		27	6	13	3	1	63
CAL POLY	12/16/09	51	39	90	W	31	51	.608	13	24	.542	15	19	.789	5	24	29	+7	12	22	9	0	12	90
		19	23	42		17	47	.362	4	14	.286	4	5	.800	5	17	22		19	9	22	2	2	42
MILWAUKEE	12/23/09	41	27	68	W	23	51	.451	4	16	.250	18	20	.900	9	22	31	+6	13	10	6	4	1	68
		29	29	58		23	50	.460	6	15	.400	6	12	.500	6	19	25		22	13	7	0	4	58
ILL-CHICAGO	12/27/09	35	44	79	W	29	56	.518	11	23	.478	10	14	.714	13	27	40	+21	11	16	9	2	5	79
		19	24	43		18	50	.360	3	14	.214	4	6	.667	6	13	19		17	5	12	0	5	43
OHIO STATE	12/31/09	34	31	65	W	21	45	.467	10	21	.476	13	16	.813	6	28	34	+9	16	15	11	3	6	65
		25	18	43		14	43	.326	4	13	.308	11	19	.579	4	21	25		16	5	12	4	8	43
at Penn State	01/03/10	34	29	63	W	23	49	.469	8	20	.400	9	12	.750	5	29	34	-1	17	13	7	1	4	63
		22	24	46		17	48	.354	5	19	.263	7	19	.368	9	26	35		15	11	10	0	4	46
at Michigan St.	01/06/10	20	27	47	L	17	51	.333	5	23	.217	8	12	.667	6	21	27	-14	21	10	10	3	8	47
		22	32	54		16	42	.381	2	4	.500	20	30	.667	11	30	41		15	11	14	1	3	54
PURDUE	01/09/10	30	43	73	W	23	56	.411	5	19	.263	22	27	.815	10	29	39	+7	20	9	8	4	4	73
		29	37	66		25	53	.472	3	10	.300	13	24	.542	5	27	32		25	11	10	3	3	66
at Northwestern	01/13/10	27	33	60	W	20	52	.385	7	26	.269	13	17	.765	15	23	38	+9	15	14	5	3	2	60
		27	23	50		18	45	.400	5	12	.417	9	16	.563	9	20	29		17	13	6	3	1	50
at Ohio State	01/16/10	22	29	51	L	19	47	.404	9	26	.346	4	5	.800	8	19	27	0	17	7	14	2	3	51
		34	26	60		24	46	.522	3	6	.500	9	12	.750	6	21	27		16	10	11	2	5	60
MICHIGAN	01/20/10	18	36	54	W	18	53	.340	4	24	.167	14	17	.824	9	24	33	-1	12	9	5	3	6	54
		21	27	48		17	47	.362	6	19	.316	8	11	.727	6	28	34		18	9	12	2	4	48
PENN STATE	01/24/10	25	35	79	W ot	26	60	.433	10	33	.303	17	19	.895	5	19	24	-14	12	15	5	9	12	79
		33	27	71		29	56	.518	7	15	.467	6	8	.750	8	30	38		17	13	18	1	1	71
at Purdue	01/28/10	25	32	57	L	20	50	.400	9	23	.391	8	14	.571	7	18	25	-12	16	13	9	1	7	57
		27	33	60		24	49	.490	2	5	.400	10	15	.667	11	26	37		16	11	13	3	5	60
MICHIGAN ST.	02/02/10	38	29	67	W	28	55	.509	9	26	.346	2	4	.500	8	18	26	-7	14	17	5	2	6	67
		23	26	49		17	46	.370	2	9	.222	13	16	.813	12	21	33		15	11	13	1	5	49
at Michigan	02/06/10	40	22	62	W	22	41	.537	11	21	.524	7	12	.583	8	21	29	+10	14	13	11	1	2	62
		26	18	44		17	39	.436	2	11	.182	8	14	.571	4	15	19		11	9	8	0	3	44
ILLINOIS	02/09/10	35	21	56	L	20	56	.357	11	29	.379	5	9	.556	10	17	27	-8	15	9	6	2	6	56
		33	30	63		24	45	.533	4	11	.364	11	15	.733	7	28	35		15	8	10	3	4	63
INDIANA	02/13/10	46	37	83	W	32	63	.508	10	25	.400	9	11	.818	15	18	33	+7	17	18	10	3	8	83
		24	31	55		20	43	.465	4	7	.571	11	16	.688	8	18	26		18	10	21	0	4	55
at Minnesota	02/18/10	26	26	52	L	18	59	.305	11	30	.367	5	7	.714	14	14	28	-13	25	11	5	2	5	52
		35	33	68		20	42	.476	5	9	.556	23	28	.821	12	29	41		11	11	11	5	4	68
N'WESTERN	02/21/10	43	27	70	W	20	39	.513	7	20	.350	23	29	.793	8	17	25	+9	19	12	9	6	3	70
		29	34	63		21	42	.500	4	13	.308	17	22	.773	4	12	16		21	10	6	0	4	63
at Indiana	02/25/10	39	39	78	W	29	53	.547	8	11	.727	12	15	.800	8	24	32	+1	18	11	14	9	7	78
		22	24	46		18	51	.353	0	5	.000	10	20	.500	14	17	31		17	8	18	5	7	46
IOWA	03/03/10	36	31	67	W	28	51	.549	6	12	.500	5	6	.833	8	25	33	+13	10	16	7	6	5	67
		16	24	40		16	43	.372	3	15	.200	5	10	.500	5	15	20		6	6	12	2	3	40
at Illinois	03/07/10	33	39	72	W	26	62	.419	7	18	.389	13	20	.650	17	23	40	+10	19	8	5	0	2	72
		27	30	57		1																		

2010-11 Game-by-Game Statistics (25-9, 13-5)

Opponent	Date	1	2	Final	W/L	3-PT RS						REBOUNDS						Pts						
						FG	FGA	Pct	3FG	FGA	Pct	FT	FTA	Pct	Off	Def	Tot		M	PF	A	TO	Bk	Stl
P. VIEW A&M	11/14/10	99			W	34	68	.500	13	31	.419	18	22	.818	24	27	51	+35	11	22	12	5	9	99
		55				21	50	.420	7	18	.389	6	8	.750	3	13	16		22	9	15	1	5	55
NORTH DAKOTA	11/16/10	85			W	31	50	.620	5	11	.455	18	21	.857	9	22	31	+11	18	20	13	2	5	85
		53				18	47	.383	4	13	.308	13	19	.684	10	10	20		18	5	16	1	8	53
at UNLV	11/20/10	65			L	19	52	.365	6	20	.300	21	26	.808	14	23	37	+8	19	9	15	3	1	65
		68				24	49	.490	9	18	.500	11	17	.647	7	22	29		23	13	12	3	8	68
vs Manhattan	11/25/10	50			W	21	58	.362	5	21	.238	3	5	.600	12	28	40	+3	12	15	8	3	6	50
		35				14	49	.286	2	7	.286	5	10	.500	10	27	37		13	6	12	0	3	35
vs Boston College	11/26/10	65			W	26	57	.456	3	16	.188	10	13	.769	12	21	33	+2	9	9	3	5	2	65
		55				21	54	.389	7	24	.292	6	7	.857	10	21	31		17	10	9	4	2	55
vs Notre Dame	11/28/10	51			L	20	57	.351	7	23	.304	4	4	1.000	6	22	28	-15	22	14	4	5	5	51
		58				17	48	.354	4	14	.286	20	25	.800	13	30	43		8	7	9	3	1	58
NC STATE	12/01/10	87			W	28	56	.500	11	20	.550	20	26	.769	14	27	41	+11	11	17	6	4	5	87
		48				18	57	.316	4	13	.308	8	13	.615	13	17	30		21	9	13	1	5	48
SOUTH DAKOTA	12/04/10	76			W	29	64	.453	12	31	.387	6	9	.667	14	23	37	+3	7	20	9	5	7	76
		61				21	55	.382	7	18	.389	12	14	.857	10	24	34		13	8	12	2	8	61
MILWAUKEE	12/08/10	61			W	23	50	.460	5	15	.333	10	12	.833	11	26	37	+18	17	11	13	5	3	61
		40				12	39	.308	3	7	.429	13	21	.619	5	14	19		15	4	15	2	2	40
at Marquette	12/11/10	69			W	26	57	.456	6	19	.316	11	14	.786	15	17	32	+4	19	14	10	3	3	69
		64				22	46	.478	4	9	.444	16	22	.727	10	18	28		17	10	10	4	5	64
GREEN BAY	12/13/10	70			W	21	43	.488	10	17	.588	18	22	.818	8	22	30	0	11	14	11	8	1	70
		56				23	57	.404	4	15	.267	6	7	.857	12	18	30		22	9	10	3	6	56
COPPIN STATE	12/23/10	80			W	27	56	.482	17	38	.447	9	13	.692	12	22	34	+11	12	17	5	3	3	80
		56				22	49	.449	6	12	.500	6	9	.667	6	17	23		14	2	9	0	3	56
MINNESOTA	12/28/10	68			W	21	51	.412	9	24	.375	17	18	.944	4	20	24	-18	16	14	2	9	2	68
		60				23	59	.390	3	12	.250	11	15	.733	17	25	42		18	16	8	2	1	60
at Illinois	01/02/11	61			L	21	60	.350	10	35	.286	9	12	.750	11	14	25	-9	20	13	3	2	3	61
		69				23	41	.561	6	12	.500	17	22	.773	6	28	34		15	14	12	3	2	69
MICHIGAN	01/05/11	66			W	21	44	.477	9	19	.474	15	18	.833	5	24	29	+8	11	12	8	1	4	66
		50				17	43	.395	8	21	.381	8	8	1.000	2	19	21		18	11	10	0	3	50
at Michigan St.	01/11/11	61			L ot	21	55	.382	8	20	.400	11	12	.917	9	21	30	-9	20	12	11	4	6	61
		64				21	53	.396	5	16	.313	17	25	.680	13	26	39		16	15	11	5	5	64
ILLINOIS	01/15/11	76			W	18	46	.391	6	20	.300	34	41	.829	11	24	35	0	24	7	7	4	1	76
		66				16	53	.302	4	16	.250	30	36	.833	15	20	35		30	9	7	1	3	66
INDIANA	01/20/11	69			W	24	49	.490	5	16	.313	16	17	.941	5	21	26	0	12	12	5	5	3	69
		60				25	49	.510	2	7	.286	8	11	.727	6	20	26		17	4	7	1	2	60
at Northwestern	01/23/11	78			W	31	56	.554	12	26	.462	4	5	.800	10	22	32	+14	15	22	3	1	4	78
		46				17	41	.415	2	10	.200	10	13	.769	3	15	18		10	9	5	2	2	46
at Penn State	01/29/11	52			L	22	52	.423	6	20	.300	2	3	.667	7	18	25	-4	20	11	8	1	2	52
		56				19	40	.475	6	17	.353	12	20	.600	8	21	29		10	7	10	2	5	56
PURDUE	02/01/11	66			W	23	55	.418	7	18	.389	13	16	.813	12	20	32	+7	11	10	7	1	8	66
		59				23	48	.479	5	13	.385	8	9	.889	4	21	25		19	10	13	5	6	59
MICHIGAN ST.	02/06/11	82			W	23	39	.590	11	17	.647	25	26	.962	4	20	24	+6	16	10	8	0	2	82
		56				20	46	.435	3	14	.214	13	16	.813	6	12	18		20	9	7	0	3	56
at Iowa	02/09/11	62			W ot	24	68	.353	8	29	.276	6	7	.857	16	26	42	+3	11	19	8	4	3	62
		59				25	60	.417	1	7	.143	8	9	.889	10	29	39		10	14	10	4	4	59
OHIO STATE	02/12/11	71			W	25	49	.510	12	24	.500	9	13	.692	6	18	24	-1	17	11	9	2	2	71
		67				25	46	.543	3	9	.333	14	16	.875	4	21	25		14	12	7	2	5	67
at Purdue	02/16/11	62			L	24	59	.407	3	19	.158	11	13	.846	14	24	38	+8	16	10	8	1	1	62
		70				24	56	.429	5	16	.313	17	19	.895	10	20	30		13	11	4	5	4	70
PENN STATE	02/20/11	76			W	25	46	.543	8	15	.533	18	21	.857	9	19	28	+7	12	17	7	2	2	76
		66				26	49	.531	11	22	.500	3	5	.600	6	15	21		18	11	10	0	4	66
at Michigan	02/23/11	53			W	21	58	.362	8	29	.276	3	3	1.000	9	23	32	+2	13	11	5	2	4	53
		52				20	41	.488	7	13	.538	5	11	.455	2	28	30		12	12	11	1	2	52
N'WESTERN	02/27/11	78			W	27	47	.574	8	19	.421	16	20	.800	6	21	27	+8	14	12	6	0	3	78
		63				22	47	.468	11	21	.524	8	11	.727	3	16	19		20	12	6	1	4	63
at Indiana	03/03/11	77			W	24	49	.490	9	16	.563	20	22	.909	9	21	30	+5	22	7	4	1	2	77
		67				22	47	.468	2	11	.182	21	26	.808	9	16	25		19	5	5	0	0	67
at Ohio State	03/06/11	65			L	25	60	.417	9	24	.375	6	9	.667	13	13	26	-4	17	10	6	5	1	65
		93				32	47	.681	14	15	.933	15	20	.750	5	25	30		12	18	7	0	2	93
vs Penn State	03/11/11	33			L	15	51	.294	2	21	.095	1	3	.333	16	18	34	+3	12	6	5	2	4	33
		36				13																		

UW and the Associated Press Poll

UW in the Weekly AP Poll

1949-50

Jan. 5 15
 Jan. 24 15
 Jan. 31 17
 March 7 16

1953-54

Dec. 22 18

1962-63

Preseason 10
 Dec. 4 6
 Dec. 11 7

1973-74

Jan. 2 17
 Jan. 8 T13
 Jan. 15 19
 Jan. 22 17
 Jan. 29 16

1975-76

Jan. 20 18

1993-94

Nov. 22 25
 Nov. 29 24
 Dec. 6 19
 Dec. 13 18
 Dec. 20 17
 Dec. 27 17
 Jan. 3 15
 Jan. 10 12
 Jan. 17 14
 Jan. 24 16
 Jan. 31 16
 Feb. 7 21
 Feb. 14 24

1994-95

Preseason 17
 Nov. 21 15
 Nov. 28 13
 Dec. 5 14
 Dec. 12 20
 Dec. 19 20
 Dec. 26 19

1998-99

Dec. 13 23
 Dec. 20 20
 Dec. 27 19
 Jan. 3 24
 Jan. 10 17
 Jan. 17 15
 Jan. 24 12
 Jan. 31 11
 Feb. 7 15
 Feb. 14 13
 Feb. 21 16

Feb. 28 19
 March 7 18

2000-01*

Preseason 19
 Nov. 13 19
 Nov. 20 18
 Nov. 27 23
 Dec. 4 17
 Dec. 11 16
 Dec. 18 16
 Dec. 25 13
 Jan. 1 12
 Jan. 8 17
 Jan. 15 19
 Jan. 22 15
 Jan. 29 10
 Feb. 5 16
 Feb. 12 19
 Feb. 19 19
 Feb. 26 22
 March 5 23
 March 12 25

2002-03

Nov. 25 25
 Dec. 2 23
 March 3 24
 March 10 18
 March 17 21

2003-04*

Preseason 15
 Nov. 17 15
 Nov. 24 15
 Dec. 1 15
 Dec. 8 23
 Dec. 15 22
 Dec. 22 19
 Dec. 29 18
 Jan. 5 21
 Jan. 12 19
 Jan. 19 21
 Jan. 26 17
 Feb. 2 14
 Feb. 9 17
 Feb. 16 12
 Feb. 23 22
 March 1 17
 March 8 10
 March 15 10

2004-05

Preseason 21
 Nov. 22 20
 Nov. 29 25
 Dec. 6 24
 Jan. 17 24
 Jan. 24 18
 Jan. 31 19

Feb. 7 20
 Feb. 14 20
 Feb. 21 20
 Feb. 28 23
 March 7 23
 March 14 20

2005-06

Dec. 26 24
 Jan. 9 21
 Jan. 16 15
 Jan. 23 23

2006-07*

Preseason 9
 Nov. 13 9
 Nov. 20 7
 Nov. 27 12
 Dec. 4 11
 Dec. 11 7
 Dec. 18 4
 Dec. 25 4
 Jan. 1 4
 Jan. 8 3
 Jan. 15 2
 Jan. 22 2
 Jan. 29 2
 Feb. 5 4
 Feb. 12 3
 Feb. 19 1
 Feb. 26 4
 March 5 3
 March 12 6

2007-08

Nov. 26 20
 Dec. 31 25
 Jan. 7 21
 Jan. 14 17
 Jan. 21 11
 Jan. 28 13
 Feb. 4 8
 Feb. 11 15
 Feb. 18 11
 Feb. 25 10
 March 3 10
 March 10 8
 March 17 6

2008-09

Preseason 25
 Nov. 17 25
 Nov. 24 25

2009-10

Dec. 7 20
 Dec. 28 23
 Jan. 4 17
 Jan. 11 13
 Jan. 18 18

Jan. 25 16
 Feb. 1 16
 Feb. 8 11
 Feb. 15 14
 Feb. 22 17
 March 1 15
 March 8 13
 March 15 16

2010-11

Jan. 10 20
 Jan. 17 18
 Jan. 24 17
 Jan. 31 19
 Feb. 7 13
 Feb. 14 10
 Feb. 21 12
 Feb. 28 10
 March 7 13
 March 14 16

2011-12

Preseason 15
 Nov. 14 14
 Nov. 21 11
 Nov. 28 9
 Dec. 5 14
 Dec. 12 14
 Dec. 19 13
 Dec. 26 11
 Jan. 2 18
 Jan. 23 25
 Jan. 30 19
 Feb. 6 21
 Feb. 13 15
 Feb. 20 16
 Feb. 27 14
 March 5 14

*Badgers ranked every week of the poll.

UW Opponents Ranked by the Associated Press

Following is a listing of all games Wisconsin has played vs. teams ranked nationally by the Associated Press

1948-49 (1-1)

F 5 Illinois4 L 54-61
M 5 Minnesota5 W 45-43

1949-50 (1-2)

J 7 at Indiana.....5 L 59-61
J 16 Minnesota11 W 57-54
F 4 at Ohio State.....7 L 47-61

1950-51 (0-3)

J 1 Illinois20 L 69-71*
F 10 at Illinois.....16 L 52-63
M 5 at Indiana.....7 L 58-68

1951-52 (3-1)

D 17 St. Louis.....4 W 55-54
J 7 at Illinois.....2 L 49-53
M 3 at Iowa.....7 W 78-75
M 8 Illinois2 W 58-48

1952-53 (1-5)

J 5 at Minnesota.....9 L 53-64
J 10 at Illinois.....4 L 61-71
J 12 Minnesota19 W 76-74
F 7 Illinois6 L 61-65
F 9 at Indiana.....2 L 48-66
F 16 Indiana.....2 L 70-72

1953-54 (1-3)

D 19 at LSU.....5 W 82-66
J 4 at Indiana.....3 L 67-70
J 16 Indiana.....3 L 74-90
F 15 Minnesota12 L 68-78

1954-55 (2-3)

J 1 at Illinois.....6 W 79-64
J 3 Iowa.....19 L 69-86
F 19 Illinois14 L 71-99
F 21 Minnesota8 L 69-71
M 5 Minnesota6 W 78-72

1955-56 (0-2)

J 9 at Illinois.....8 L 77-96
J 14 at Ohio State.....7 L 98-100**

1956-57 (0-2)

D 22 at Kansas.....1 L 62-83
J 12 Illinois10 L 63-79

1958-59 (0-2)

F 2 Michigan St.....7 L 57-88
M 2 at Michigan St...6 L 73-93

1959-60 (0-2)

F 8 Ohio State.....4 L 69-106
F 27 at Ohio State.....2 L 68-93

1960-61 (0-5)

D 17 at Bradley2 L 66-88
J 9 Iowa.....6 L 68-76
J 30 Ohio State.....1 L 68-100
F 13 at Iowa.....9 L 61-63
F 25 at Ohio State.....1 L 74-97

1961-62 (1-1)

D 30 Cincinnati.....2 L 71-101\$
M 3 Ohio State.....1 W 86-67

1962-63 (1-1)

F 11 Illinois4 W 84-77
F 23 at Illinois.....6 L 77-89

1963-64 (0-4)

D 14 at Cincinnati.....6 L 60-65
D 20 at Kentucky.....2 L 85-108
J 4 Ohio State.....8 L 85-101
F 22 Michigan2 L 59-103

1964-65 (0-3)

F 16 Minnesota9 L 91-101
F 20 at Indiana.....7 L 87-101
M 2 at Michigan1 L 75-98

1965-66 (1-1)

J 8 Iowa.....7 W 69-68
F 12 at Michigan10 L 102-120

1966-67 (0-2)

D 3 Cincinnati.....10 L 70-77*
D 28 at UCLA.....1 L 56-100@

1968-69 (4-4)

D 3 Kansas.....4 W 67-62
D 11 at Notre Dame...7 L 56-57
D 31 Kentucky.....3 W 69-65+
J 11 at Ohio State...16 L 69-84
J 28 Marquette16 W 56-50
F 1 at Illinois.....7 L 73-86
F 8 Ohio State.....12 W 77-73
F 15 at Purdue.....8 L 69-87

1969-70 (2-2)

J 27 at Marquette7 L 51-60
J 31 Ohio.....13 W 72-69
F 3 at Illinois.....14 W 66-65
F 10 at Iowa.....14 L 100-119

1970-71 (1-3)

D 30 at Marquette3 L 69-72
F 2 Marquette1 L 75-89
F 16 Ohio State.....20 L 71-79
M 2 Indiana.....T18 W 94-87**

1971-72 (1-4)

D 27 Marshall17 L 83-85=
J 3 at Marquette2 L 60-72
J 15 at Indiana.....17 W 66-64*
J 18 Minnesota17 L 59-65
F 5 at Ohio State.....9 L 69-79

1972-73 (1-9)

N 25 at UCLA.....1 L 53-94
D 4 at Oral Rob12 L 76-90
D 30 at Marquette3 L 73-75**
J 6 Indiana.....20 L 64-78
J 13 at Minnesota.....8 L 54-78
J 22 at Purdue.....20 L 59-66
J 29 Minnesota9 L 64-81
F 6 Marquette7 L 58-64

F 24 at Indiana.....10 L 55-57
F 26 Purdue.....20 W 71-63

1973-74 (0-6)

D 29 at Marquette6 L 48-49*
J 12 at Indiana.....T13 L 51-52
J 28 at Michigan20 L 75-83
F 5 at Marquette6 L 58-59
F 11 Indiana.....12 L 63-81
F 25 Michigan17 L 74-79

1974-75 (0-3)

J 20 Indiana.....1 L 69-89
F 4 Marquette11 L 63-69
F 17 at Indiana.....1 L 58-93

1975-76 (0-6)

D 16 at Marquette7 L 54-78
D 30 at Marquette4 L 66-82=
J 8 Michigan16 L 81-106
J 31 at Indiana.....1 L 61-114
F 2 at Michigan16 L 86-107
F 26 Indiana.....1 L 67-96

1976-77 (2-6)

N 27 at Kentucky.....6 L 64-72
D 28 at Marquette ...12 L 57-64=
J 8 at Michigan6 L 63-66
J 22 at Minnesota...13 W 64-82%
J 24 at Purdue.....18 L 71-81
J 27 Michigan7 L 64-69
F 21 Marquette19 L 58-73
M 3 Minnesota9 W 61-64%

1977-78 (0-4)

D 9 at Providence...14 L 62-73
J 7 at Mich. St.....12 L 63-74
F 14 at Marquette1 L 64-75
M 2 Michigan St....6 L 75-89

1978-79 (2-5)

D 23 Marquette16 W 65-52
D 28 at Louisville...16 L 53-70\$
J 4 at Mich. St.....1 L 55-64
J 18 Illinois8 L 74-81
F 1 Iowa.....15 L 64-70
F 10 at Iowa.....14 L 65-79
M 3 Michigan St....4 W 83-81

1979-80 (3-5)

D 5 at DePaul.....10 L 77-90
J 5 Indiana.....11 W 52-50
J 12 at Iowa.....12 L 65-66
J 24 Purdue.....14 L 60-73*
J 26 at Ohio State....4 W 72-71
F 2 Ohio State.....6 W 70-67
F 16 at Purdue.....15 L 61-69
F 28 at Indiana.....13 L 52-61

1980-81 (1-8)

J 8 at Minnesota...19 L 60-76
J 15 Iowa.....14 L 66-76
J 24 at Illinois.....15 W 54-45
J 31 Michigan17 L 67-74
F 5 at Indiana.....17 L 64-89
F 7 at Michigan14 L 64-71

F 12 Illinois17 L 65-84
F 14 Indiana.....20 L 52-59
F 28 at Iowa.....8 L 75-96

1981-82 (0-5)

J 16 Iowa.....5 L 62-78
J 21 Minnesota5 L 57-78
F 11 at Minnesota.....9 L 60-71
F 18 at Indiana.....20 L 57-88
F 25 at Iowa.....11 L 55-79

1982-83 (1-6)

D 28 Georgetown10 L 43-71++
J 6 Purdue20 L 64-80
J 22 Iowa.....10 W 65-62
J 29 Minnesota16 L 58-65
F 3 at Indiana.....6 L 73-83
F 12 Indiana.....4 L 56-75
F 24 at Iowa.....17 L 63-93

1983-84 (0-3)

J 7 Illinois14 L 62-63*
M 6 Purdue.....11 L 48-61
M 10 at Illinois.....7 L 57-81

1984-85 (1-5)

J 12 at Indiana.....11 L 68-90
J 17 Illinois11 L 67-78
F 2 Michigan10 L 81-94
F 16 at Illinois.....17 L 49-68
F 20 Iowa.....14 W 54-53
F 28 at Michigan3 L 68-88

1985-86 (0-5)

J 19 at Purdue.....19 L 73-100
F 1 at Michigan9 L 64-91
F 6 at Indiana.....18 L 69-78
F 26 Michigan10 L 74-97
M 2 Michigan St...17 L 71-84

1986-87 (0-9)

D 30 Pittsburgh.....17 L 82-98\$\$
J 5 at Iowa.....2 L 63-78
J 8 Illinois12 L 66-68
J 10 Purdue.....6 L 48-57
J 15 at Indiana.....4 L 65-103
F 5 at Purdue.....7 L 62-70
F 7 at Illinois.....14 L 74-99
F 16 Indiana.....2 L 85-86***
M 8 Iowa.....6 L 71-81

1987-88 (0-9)

D 28 at UNLV.....15 L 65-102##
J 14 at Indiana.....15 L 53-55
J 16 Illinois20 L 65-80
J 21 at Michigan7 L 54-65
J 25 Iowa.....16 L 89-104
F 3 at Purdue.....6 L 62-86
F 3 Michigan12 L 67-80
M 3 Purdue.....2 L 56-84
M 10 at Iowa.....15 L 70-103

1988-89 (3-6)

J 7 at Ohio State...14 L 70-73
J 12 at Illinois.....2 L 80-103
J 19 Indiana.....19 L 58-61*

J 21 Michigan.....6 W 71-68
 J 26 at Iowa.....12 L 70-78
 F 11 Iowa.....8 W 65-54
 F 18 Illinois.....5 W 72-52
 F 25 at Michigan.....13 L 70-92
 M 9 at Indiana.....6 L 64-75

1989-90 (1-9)

J 4 at Illinois.....4 L 59-73
 J 17 Purdue.....24 L 54-56
 J 22 Minnesota.....21 W 77-75
 J 25 Illinois.....10 L 63-66
 F 1 at Indiana.....22 L 61-85
 F 3 Michigan.....4 L 63-77
 F 8 at Mich. St.....23 L 57-60
 F 17 at Purdue.....12 L 55-62
 F 22 at Minnesota.....18 L 67-68
 M 8 at Michigan.....13 L 64-94

1990-91 (2-4)

J 12 at Ohio State.....4 L 60-92
 J 17 Iowa.....24 W 91-79
 J 30 at Indiana.....4 L 57-73
 F 9 Michigan St.....25 W 84-78**
 F 14 Ohio State.....2 L 71-73
 M 2 Indiana.....5 L 61-74

1991-92 (1-7)

J 11 Indiana.....10 L 63-79
 J 25 at Michigan.....16 L 83-98
 F 5 at Ohio State.....8 L 72-86
 F 8 Michigan St.....11 L 64-79
 F 12 at Mich. St.....12 L 61-76
 F 15 Ohio State.....8 L 63-67
 F 26 Michigan.....17 W 96-78
 M 12 at Indiana.....4 L 41-66

1992-93 (3-6)

J 9 Michigan.....3 L 73-98
 J 13 at Purdue.....17 L 60-76
 J 16 Minnesota.....19 W 79-70
 J 20 Ohio State.....24 W 76-67
 J 23 at Mich. St.....21 W 67-66
 F 10 at Michigan.....4 L 66-85
 F 13 Purdue.....18 L 87-90**
 M 10 at Iowa.....17 L 65-91
 M 14 Indiana.....2 L 80-87

1993-94 (4-6)

J 2 Marquette.....24 W 71-52
 J 12 at Minnesota.....18 L 53-90
 J 15 Purdue.....9 W 75-69
 J 29 at Michigan.....15 L 75-79
 F 12 Minnesota.....23 L 78-109
 F 16 at Purdue.....9 L 64-67
 M 2 Michigan.....3 W 71-58
 M 12 at Indiana.....18 L 65-78
 M 17 Cincinnati.....25 W 80-72!
 M 19 Missouri.....5 L 96-109!

1994-95 (0-4)

J 4 Michigan St.....14 L 64-78
 J 7 at Indiana.....21 L 70-73
 F 26 at Purdue.....21 L 56-66
 M 11 at Mich. St.....9 L 72-97

1995-96 (3-4)

N 20 Villanova.....3 L 58-66!
 N 21 UCLA.....4 L 57-68!
 J 3 Michigan.....21 W 51-46
 J 13 Iowa.....11 W 80-71

F 7 Purdue.....14 L 42-75
 F 28 at Iowa.....20 L 54-69
 M 6 Penn State.....16 W 54-52

1996-97 (4-2)

J 2 at Minnesota.....15 L 48-65
 J 4 Indiana.....12 W 71-58
 F 6 Michigan.....13 W 58-53
 F 12 Illinois.....20 W 62-45
 M 5 at Indiana.....25 L 66-70
 M 8 Minnesota.....2 W 66-65

1997-98 (2-7)

N 18 Illinois St.....24 W 80-66
 N 29 Oklahoma.....18 W 75-64#
 D 6 Temple.....20 L 49-59
 D 31 Michigan.....18 L 63-76
 J 31 at Purdue.....10 L 59-82
 F 3 Iowa.....24 L 76-79
 F 21 Michigan St.....14 L 47-56
 F 28 at Michigan.....21 L 70-76
 M 6 Illinois.....18 L 61-66y

1998-99 (6-4)

D 9 at Temple.....16 W 63-56
 J 6 Michigan St.....12 W 66-51
 J 10 Purdue.....9 W 61-56
 J 23 at Iowa.....14 W 72-52
 J 30 Minnesota.....19 W 61-50
 F 3 at Indiana.....21 L 60-71
 F 21 at Mich. St.....4 L 51-56
 F 24 at Ohio State.....10 L 54-63
 M 5 Iowa.....20 W 74-50y
 M 6 Michigan St.....2 L 41-56y

1999-2000 (8-8)

N 13 at Syracuse.....17 L 49-68
 D 7 Texas.....10 W 61-45
 D 29 Temple.....17 W 62-44
 J 5 at Indiana.....10 L 67-71
 J 8 Illinois.....19 W 63-59
 J 13 Ohio State.....17 L 51-53
 F 2 at Ohio State.....5 L 48-51
 F 12 Michigan St.....6 L 44-61
 F 19 at Mich. St.....6 L 54-59
 M 5 Indiana.....14 W 56-53
 M 10 Purdue.....22 W 78-66y
 M 11 Michigan St.....5 L 46-55y
 M 18 Arizona.....4 W 66-59!
 M 23 LSU.....10 W 61-48!
 M 25 Purdue.....25 W 64-60!
 A 1 Michigan St.....2 L 41-53!

2000-01 (2-4)

N 21 at Tennessee.....9 L 56-66
 N 29 vs. Maryland.....13 W 78-75*^
 J 13 at Mich. St.....3 L 59-69*
 J 16 Iowa.....14 W 67-54
 F 13 at Illinois.....4 L 67-68
 F 27 Michigan St.....3 L 47-51

2001-02 (5-3)

D 22 Marquette.....14 W 86-73
 J 2 at Iowa.....9 L 57-69
 J 5 Illinois.....7 W 72-66
 J 12 at Mich. St.....25 W 64-63
 J 23 at Illinois.....9 L 48-80
 F 6 Ohio State.....16 W 94-92*
 F 13 at Indiana.....22 W 64-63
 M 17 vs. Maryland.....4 L 57-87!

2002-03 (1-4)

D 14 at Marquette.....16 L 54-63
 J 11 at Illinois.....10 L 63-69
 F 5 at Purdue.....24 L 60-78
 M 5 Illinois.....14 W 60-59
 M 27 vs. Kentucky.....1 L 57-63!

2003-04 (2-1)

D 20 Marquette.....23 W 63-59
 M 14 vs. Illinois.....12 W 70-53y
 M 21 vs. Pittsburgh.....9 L 55-59!

2004-05 (3-5)

N 30 Maryland.....12 W 69-64^
 D 29 Alabama.....18 W 76-62
 J 16 Michigan St.....15 W 62-59
 J 25 Illinois.....1 L 65-75
 F 12 at Illinois.....1 L 59-70
 F 24 at Mich. St.....10 L 64-77
 M 13 vs. Illinois.....1 L 43-54y
 M 20 vs. N. Carolina.....2 L 82-88!

2005-06 (3-5)

N 29 at Wake For.....24 L 88-91^
 J 8 Michigan St.....7 W 82-63
 J 18 at Ohio State.....19 L 67-77
 J 31 Illinois.....6 L 51-66
 F 8 Indiana.....24 W 72-54
 F 15 Ohio State.....12 W 78-73
 M 2 at Mich. St.....25 L 65-74
 M 4 at Iowa.....23 L 44-59

2006-07 (3-3)

D 9 at Marquette.....17 W 70-66
 D 16 Pittsburgh.....2 W 89-75
 J 9 Ohio State.....5 W 72-69
 J 2 at Ohio State.....2 L 48-49
 M 11 vs. Ohio State.....1 L 49-66y
 M 18 vs. UNLV.....19 L 68-74!

2007-08 (5-5)

N 27 at Duke.....9 L 58-82^
 D 8 Marquette.....24 L 76-81
 D 29 at Texas.....7 W 67-66
 J 26 at Purdue.....18 L 56-60
 J 31 Indiana.....24 W 62-49
 F 9 Purdue.....18 L 67-72
 F 13 at Indiana.....24 W 68-66
 F 28 Michigan St.....20 W 57-42
 M 15 Michigan St.....20 W 65-63y
 M 28 Davidson.....23 L 56-73!

2008-09 (4-9)

N 24 vs. UConn.....2 L 57-76\$
 D 6 at Marquette.....25 L 58-61
 D 23 Texas.....9 L 69-74
 D 31 at Michigan.....23 W 73-61
 J 11 at Purdue.....14 L 52-65
 J 15 Minnesota.....18 L 74-78*
 J 24 at Illinois.....25 L 57-64

J 27 Purdue.....16 L 63-64
 F 5 Illinois.....23 W 63-50
 F 14 Ohio State.....24 W 55-50
 F 22 at Mich. St.....6 L 50-61
 M 20 vs. Florida St.....16 W 61-59*
 M 22 vs. Xavier.....20 L 49-60

2009-10 (5-2)

N 25 vs. Maryland.....21 W 78-69!!
 D 2 Duke.....6 W 73-69^
 D 31 Ohio State.....15 W 65-43
 J 6 at Mich. St.....10 L 47-54
 J 9 Purdue.....4 W 73-66
 J 28 at Purdue.....10 L 57-60
 F 2 Michigan St.....5 W 67-49

2010-11 (5-3)

D 28 Minnesota.....14 W 68-60
 J 2 at Illinois.....25 L 61-69
 J 15 Illinois.....16 W 76-77
 F 1 Purdue.....11 W 66-59
 F 12 Ohio State.....1 W 71-67
 F 16 at Purdue.....11 L 62-70
 M 6 at Ohio State.....1 L 65-93
 M 19 vs. Kansas St.....21 W 70-65!

2011-12 (3-6)

N 30 at N. Carolina.....5 L 57-60^
 D 3 Marquette.....16 L 54-61
 J 3 Michigan St.....10 L 60-63*
 J 8 at Michigan.....16 L 41-59
 J 22 at Illinois.....22 W 67-63
 J 26 Indiana.....16 W 57-50
 F 4 Ohio State.....3 L 52-58
 F 16 at Michigan St.....7 L 55-69
 F 26 at Ohio State.....8 W 63-60

KEY
 * overtime
 ** double overtime
 *** triple overtime
 % forfeit wins
 ^ ACC-Big Ten Challenge
 # Big Island Invitational
 y Big Ten Tournament
 + at Chicago Stadium
 & ECAC Holiday Festival
 \$ Holiday Classic, Louisville, Ky.
 @ Los Angeles Classic
 !! Maui Invitational
 \$\$\$ at Milwaukee
 = Milwaukee Classic
 ! NCAA Tournament
 § Paradise Jam Tournament, St. Thomas, Virgin Islands
 \$\$ Rainbow Classic, Honolulu
 ## Rebel Classic, Las Vegas
 ++ Winston Tire Classic, Los Angeles

UW vs. the Ranked

Wisconsin's all-time record vs. teams ranked in the AP top 25.

vs. 1	2-19	vs. 10	2-18	vs. 19	4-6
vs. 2	3-18	vs. 11	4-6	vs. 20	5-12
vs. 3	2-10	vs. 12	6-9	vs. 21	5-4
vs. 4	7-17	vs. 13	4-4	vs. 22	3-1
vs. 5	5-8	vs. 14	8-14	vs. 23	3-4
vs. 6	5-19	vs. 15	3-7	vs. 24	8-5
vs. 7	5-15	vs. 16	8-12	vs. 25	4-5
vs. 8	2-9	vs. 17	4-16		
vs. 9	3-15	vs. 18	3-10		

Overtime Games

Year	Opponent (#OT)	W/L	Score
1912	at Minnesota	W	29-26
1914	Purdue	W	25-20
1915	at Purdue	W	28-24
1916	at Iowa	W	36-31
1917	at Northwestern	W	29-21
1919	at Camp Grant	W	16-15
1920	Ripon	W	19-16
1922	Michigan	W	18-16
1924	DePauw (3)	T	25-25
1926	Michigan	L	23-24
1927	at Chicago	W	33-30
1930	at Indiana	W	23-21
1932	Maryland	W	32-30
	at Northwestern	L	30-31
1933	at Indiana	W	38-37
	Indiana	L	28-29
1935	Michigan State	W	23-21
	Indiana	W	37-27
1936	at Chicago	W	38-36
1937	Ohio State	W	35-33
1939	Purdue	W	32-30
1940	Purdue	L	45-48
1941	Purdue	W	48-42
	at Northwestern	W	48-46
1943	at Notre Dame	L	59-61
1944	Illinois	L	43-45
	Northwestern (2)	W	50-47
	Purdue	L	50-52
1947	Notre Dame	W	53-49
1949	Marquette	W	67-63
1950	at Iowa	W	66-62
1951	at St. Louis	L	48-53
	Illinois	L	69-71
1954	at Tulane	L	55-57
	Illinois	L	64-70
1956	at Ohio State (2)	L	98-100
1957	South Dakota	L	56-58
1960	at Michigan	W	88-82
1961	at Portland	L	71-79
1963	at Michigan State	W	92-89
1964	vs. Princeton	L	87-90
	Indiana (2)	L	80-82
1965	Northwestern	W	93-87
1966	at Ohio State	L	81-87
1967	Cincinnati	L	70-77
	Ohio State	L	84-90
	at Iowa (3)	W	96-95
	Iowa	L	87-90
1971	Indiana (2)	W	94-87
1972	at Indiana	W	66-64
	Indiana	L	76-84
1973	at Marquette (2)	L	73-75
	at Michigan State	L	78-79
1974	at Marquette	L	48-49
	at Minnesota	L	63-64
1975	vs. Georgia	L	89-91
	at Michigan	L	74-75
	Iowa	W	86-85

Year	Opponent (#OT)	W/L	Score
1976	Ohio State	W	82-81
1977	Michigan State (3)	W	87-83
	at Ohio State	L	80-82
	Iowa (2)	L	93-94
1978	Northern Illinois	W	74-73
1979	Indiana	L	62-68
1980	vs. Nebraska	L	82-83
	at Minnesota	L	76-82
	Purdue	L	60-73
	Michigan	L	69-73
1981	UW-Green Bay (2)	W	68-66
	Minnesota	W	60-58
1984	Nebraska (2)	L	69-71
	Illinois	L	62-63
	at Northwestern	W	61-60
1987	Indiana (3)	L	85-86
1988	Michigan State (2)	W	78-72
1989	Indiana	L	58-61
	Michigan State	W	69-64
1990	at Marquette	W	63-58
	Iowa	W	73-69
1991	at Oregon	W	72-70
	at Butler (2)	L	88-94
	Michigan	L	68-69
	Michigan State (2)	W	84-78
	Bowling Green	W	87-79
1992	SE Missouri State	W	82-71
1993	Purdue (2)	L	87-90
1996	Temple	W	57-54
	Minnesota	W	73-65
1997	at Temple	W	64-57
1998	Toledo	W	73-68
	Illinois	L	47-53
1999	Ohio State	L	74-78
2001	vs. Maryland	W	78-75
	South Florida	W	63-61
	at Michigan State	L	59-69
2002	Temple (2)	L	67-70
	Ohio State	W	94-92
2004	at Maryland	L	67-73
	at Michigan State	W	68-64
2006	vs. E. Kentucky (2)	W	95-89
2007	Winthrop	W	82-79
2009	vs. Iona	W	60-58
	Minnesota	L	74-78
	at Iowa	L	69-73
	vs. Florida State	W	61-59
2010	at Green Bay	L	84-88
	Penn State	W	79-71
2011	at Michigan State	L	61-64
	at Iowa	W	62-59
2012	Michigan State	L	60-63
	at Minnesota	W	68-61

Overtime Record: 59-51-1 (.536)

Double Overtime: 6-8 (.429)

Triple Overtime: 2-1-1 (.625)

Home: 33-28-1 (.540)

Away: 22-22 (.500)

Neutral: 4-3 (.571)

Most Frequent Opp.: Indiana (11), 5-6 (.455)

Comeback Wins

Since 1945, Wisconsin has recorded 40 victories in games in which it has erased a double-figure, second-half deficit.

Date	Opponent	Deficit (Time)	Final	Date	Opponent	Deficit (Time)	Final
2/8/47	Minnesota	12 (early 2nd)	60-51	1/3/96	Michigan	12 (19:50)	51-46
2/9/48	Michigan St.	10 (half)	51-39	1/24/96	Minnesota	11 (half)	73-65*
12/4/48	Marquette	18 (17:58)	67-63*	12/4/96	at Temple	10 (18:35)	64-57*
1/16/50	Minnesota	10 (15:15)	57-54	2/19/97	at Penn State	14 (16:10)	49-45
3/3/56	Northwestern	14 (19:52)	76-70	2/26/97	Iowa	11 (14:38)	49-48
12/12/59	Loyola (Ill.)	10 (18:24)	85-67	11/21/98	Virginia	10 (18:14)	66-56
2/8/64	Purdue	10 (13:53)	81-80	11/28/98	at Rhode Island	10 (10:47)	65-59
12/16/67	at Marquette	10 (18:18)	70-62	1/8/00	Illinois	15 (half & 18:47)	63-59
2/10/68	Indiana	10 (14:33)	95-83	2/23/00	at Iowa	13 (17:06)	54-45
2/3/70	at Illinois	12 (15:16)	66-65	3/5/00	Indiana	12 (10:43)	56-53
1/5/76	Ohio State	18 (half)	82-81*	1/12/02	at Michigan St.	10 (15:34)	64-63
<i>(OSU's biggest lead was 47-25 with 3:38 left in first half)</i>				2/16/02	at Minnesota	13 (13:09)	67-62
1/20/77	Northwestern	11 (16:37)	61-60	3/22/03	vs. Tulsa	13 (3:36)	61-60
1/13/79	Michigan	12 (half & 18:48)	77-66	3/19/04	vs. Richmond	13 (13:16)	76-64
2/2/80	Ohio State	13 (13:47)	70-67	2/9/05	Iowa	13 (12:44)	72-69
1/26/80	at Ohio State	11 (18:09)	72-71	3/16/07	vs. TAMU-CC	12 (half & 14:40)	76-63
11/29/82	Toledo	17 (19:00)	79-71	3/20/09	vs. Florida State	12 (half & 19:18)	61-59*
12/1/84	Washington St.	10 (half)	61-59	1/24/10	Penn State	16 (10:41)	79-71*
1/4/89	Minnesota	14 (11:10)	75-67	2/12/11	Ohio State	15 (13:21)	71-67
2/16/91	at Iowa	13 (5:47)	56-55				
1/23/93	at Michigan St.	12 (11:56)	67-66				
12/5/95	at Wright St.	12 (16:11)	94-91				

*overtime

Badger Buzzer Beaters

Since 1945, Wisconsin has won 17 games featuring buzzer-beating baskets (last second or as time ran out). On 15 of those occasions the buzzer-beater won the game outright, while two others sent games into overtime.

Date	Opponent (Play description)	Score
12/4/48	Marquette (Dale Bowers FT with 0:00 left sent game into OT)	67-63*
2/13/50	at Iowa (Don Page made two FTs to send game into OT)	66-62*
2/24/79	at Northwestern (Claude Gregory 40-footer at buzzer)	72-70
3/3/79	Michigan State (Wes Matthews 50-footer at buzzer)	83-81
2/27/82	at Northwestern (Brad Sellers tip-in with 0:01 left)	61-60
1/22/90	Minnesota (Patrick Tompkins lay-in at buzzer)	77-75
11/24/90	at Oregon (Jay Peters 23-foot 3-pointer with 0:01 left in OT)	72-70*
2/16/91	at Iowa (Brian Good 3-pointer at buzzer)	56-55
3/6/96	Penn State (Sean Daugherty 16-footer at buzzer)	54-52
2/5/00	at Minnesota (Roy Boone 10-foot jumper)	66-64
3/5/03	Illinois (Devin Harris FT with 0:00.4 left)	60-59
3/22/03	vs. Tulsa (Freddie Owens 3-pointer with one second left)	61-60
3/1/05	Indiana (Alando Tucker put-back at buzzer)	62-60
3/12/05	vs. Iowa (Alando Tucker 3-pointer at buzzer)	59-56
12/15/05	vs. UNC-Wilmington (Kammron Taylor 3-pointer at buzzer)	54-51
12/1/08	at Virginia Tech (Trevon Hughes floater in the lane with 0:00.9 left)	74-72
2/23/11	at Michigan (freshman Josh Gasser banked in 3-pointer at buzzer)	53-52

*overtime

The Last Time

Wisconsin Team

UW ranked No. 1 in AP Top 25: (2/19/07)

UW ranked in AP Top 25: 14th (2/27/12)

UW ranked in ESPN/USA Today Coaches Poll: 15th (2/27/12)

Played AP No. 1-ranked opponent: Lost at Ohio State, 93-65 (3/6/11)

Defeated AP No. 1-ranked opponent: Ohio State, 71-67 (2/12/11)

Played AP No. 2-ranked opponent: Lost vs. Connecticut 76-57 (11/24/08)

Defeated opponent ranked 3-10 by AP: No. 8 Ohio State, 63-60 (2/26/12)

Defeated opponent ranked 11-25 by AP: No. 16 Indiana, 57-50 (1/26/12)

Defeated AP Top 25 opponent on the road: No. 8 Ohio State, 63-60 (2/26/12)

Scoring

Scored 20 or more points: 22, Jordan Taylor vs. Minnesota (2/28/12)

Scored 30 or more points: 39, Jordan Taylor at Indiana (3/3/11)

Scored 40 or more points: 42, Michael Finley at E. Michigan (12/10/94)

Two or more Badgers scored 30 points, same game: Joe Franklin (31) and Chuck Nagle (30) vs. Purdue (3/2/68) — only other time this happened in school history was Jack Brens (31) and Ken Siebel (31) vs. Utah (12/28/62)

Two or more Badgers scored 20 points, same game: Jordan Taylor (30 and Jon Leuer (20), vs. Michigan St. (2/6/11)

Three or more Badgers scored 20 points, same game: Jon Leuer (24), Josh Gasser (21), Jordan Taylor (20), vs. PVAMU (11/14/10)

Scored 20 or more points in one half: Jordan Taylor (22 in 2nd) at Indiana (3/3/11)

Scored 20 points/two straight games: Jon Leuer (23 at Purdue, 2/16/11; 22 vs. Penn State, 2/20/11)

Scored 20 points/three straight games: Jordan Taylor (28 vs. Indiana, 1/20/11; 22 vs. Illinois, 1/15/11; 21 at Michigan State, 1/11/11; 20 vs. Michigan, 1/5/11)

Scored 20 points/four straight games: Jordan Taylor (28 vs. Indiana, 1/20/11; 22 vs. Illinois, 1/15/11; 21 at Michigan State, 1/11/11; 20 vs. Michigan, 1/5/11)

Scored 30 points/two straight games: Michael Finley (30 at Michigan, 1/29/94; 32 vs. Michigan State, 2/2/94)

No Badger scored in double figures: vs. Illinois (3/13/05)

One Badger scored in double figures: Jordan Taylor (12) at Michigan (1/8/12)

Four players scored in double figures: Jordan Taylor (16), Josh Gasser (16), Jared Berggren (12), Ryan

Evans (10) vs. Illinois (3/4/12)

Five players scored in double figures: Ben Brust (13), Jordan Taylor (12), Mike Bruesewitz (12), Ryan Evans (10) and Josh Gasser (10) at Purdue (1/12/12)

Six players scored in double figures: Jeremy Hall (19), Sean Mason (18), Sam Okey (17), Sean Daugherty (13), Hennssy Auriantal (11) and Osita Nwachukwu (11) vs. Eastern Illinois (12/28/95)

UW Scored 70 or more points: 70 vs. Illinois (3/4/12)

UW Scored 80 or more points: 85 vs. Kennesaw State (11/12/11)

UW Scored 90 or more points: 99 vs. Prairie View A&M (11/14/10)

UW Scored 100 or more points: 105 vs. Eastern Illinois (12/28/95)

Field Goal Shooting

Shot 90 percent or better (min. 10 att.): .900 (9-10), Carlton McGee vs. Michigan (2/26/92)

UW shot 50 percent or better: .509 at Iowa (2/23/12)

UW shot 60 percent or better: .620 vs. North Dakota (11/16/10)

UW shot 70 percent or better: .744 vs. Army (12/30/79)

UW made 30 or more field goals: 30 vs. UMKC (11/22/11)

UW made 40 or more field goals: 42 vs. Iowa (3/9/94)

UW made 50 or more field goals: Has not happened

UW attempted 60 or more field goals: 69 vs. Iowa (12/31/11)

UW attempted 70 or more field goals: 72 vs. North Dakota St. (1/21/06)

UW attempted 80 or more field goals: 83 vs. Northwestern (1/28/95)

UW attempted 100 or more field goals: 102 vs. S. Dakota (12/9/72)

3-Point Field Goal Shooting

Made 5 or more 3-point field goals: 5, Jordan Taylor at Minnesota (2/9/12)

UW shot 40 percent or better (min. 8 att.): .500 vs. Penn State (2/19/12)

UW shot 50 percent or better (min. 8 att.): .500 vs. Penn State (2/19/12)

UW shot 60 percent or better (min. 8 att.): .600 vs. Kennesaw St. (11/12/11)

UW shot 70 percent or better (min. 8 att.): .727 at Indiana (2/25/10)

UW shot 80 percent or better (min. 8 att.): .889 vs. North Dakota St. (12/10/86)

UW shot 90 percent or better (min. 8 att.): .900 at Illinois (1/25/97)

UW made 10 or more 3-point field goals: 11 vs. Penn State (2/19/12)

UW made 15 or more 3-point field goals: 15 vs. Penn State (2/20/11)

UW attempted 20 or more 3-point field goals: 22 vs. Minnesota (2/28/12)

UW attempted 30 or more 3-point field goals: 35 at Illinois (1/2/11)

UW attempted 40 or more 3-point field goals: 40 vs. Temple (12/3/01)

Double-Double / Triple-Double

Had a triple-double: Josh Gasser (10 pts., 12 reb., 10 ast.) at Northwestern (1/23/11)

Had a double-double (Pts./Ast.): Jordan Taylor (15 pts., 10 ast.) vs. Green Bay (12/7/11)

Had a double-double (Pts./Reb.): Ryan Evans (17 pts., 11 reb.) at Minnesota (2/9/12)

Free Throw Shooting

Perfect at the FT line (min. 10 att.): 10-10, Jordan Taylor at Indiana (3/3/11)

UW shot 80 percent or better (min. 12 att.): .824 vs. Penn State (2/19/12)

UW shot 90 percent or better (min. 12 att.): 1.000 at Michigan State (2/16/12)

UW shot 100 percent (min. 12 att.): 14-14 at Michigan State (2/16/12)

UW made 20 or more free throws: 21 vs. Illinois (3/4/12)

UW made 30 or more free throws: 31 vs. Mississippi Valley St. (12/23/11)

UW made 40 or more free throws: 40 vs. Minnesota (1/12/53)

UW attempted 30 or more free throws: 44 vs. Mississippi Valley St. (12/23/11)

UW attempted 40 or more free throws: 44 vs. Mississippi Valley St. (12/23/11)

UW attempted 50 or more free throws: 50 at Indiana (2/12/62)

UW attempted 60 or more free throws: 61 at Michigan (2/21/53)

Rebounds

Had 10 or more rebounds: 10, Ryan Evans at Ohio State (2/26/12)

Had 15 or more rebounds: 15, Jon Leuer at Iowa (2/9/11)

Had 20 or more rebounds: 25, Joe Chnelich vs. St. Mary's (12/2/76)

Had 30 or more rebounds: 30, Paul Morrow vs. Purdue (1/3/53)

Had 10 or more rebounds in consecutive games: Jon Leuer (10 vs. Penn State, 2/20/11; 12 at Michigan, 2/23/11)

UW had 40 or more rebounds: 42 vs. Nebraska (1/15/12)

UW had 50 or more rebounds: 51 vs. Prairie View A&M (11/14/10)

Assists

Had 10 or more assists: 10, Jordan Taylor vs. Green Bay (12/7/11)

Had 15 or more assists: Has not happened

UW had 20 or more assists: 23 vs. Kennesaw State (11/12/11)

UW had 30 or more assists: 30 vs. Iowa (3/9/94)

Blocked Shots

Had 5 or more blocked shots: 5, Jared Berggren vs. Indiana (1/26/12)

Had 10 or more blocked shots: Has not happened

UW had 10 or more blocked shots: 11 vs. IPFW (11/15/09)

UW had 15 or more blocked shots: Has not happened

Steals

Had 5 or more steals: 6, Joe Krabbenhoft vs. Ohio State (2/14/09)

Had 10 or more steals: 10, Mike Kelley vs. Texas (12/7/99)

UW had 10 or more steals: 10 vs. Bradley (11/25/11)

UW had 15 or more steals: 16 vs. New Hampshire (12/11/02)

Turnovers

UW had 1 or fewer turnovers: 1, vs. Michigan State (2/28/08)

UW had 5 or fewer turnovers: 5, at Penn State (1/31/12)

Overtime

Won a game in overtime: at Minnesota (68-61), 2/9/12

Lost a game in overtime: vs. Michigan State (60-63), 1/3/12

Played a 2-overtime game: vs. Eastern Kentucky (95-89), 11/19/05

Played a 3-overtime game: vs. Indiana (85-86), 2/16/87

Miscellaneous

Hit a buzzer beater: at Michigan, 2/23/11 (Josh Gasser banks in 3-pointer at buzzer, UW wins 53-52)

Won after trailing by at least 10 points in second half: 15 vs. Ohio State, 2/12/11 (down 47-32, 13:21 remaining - won 71-67)

Won after trailing by at least 15 points in second half: 15 vs. Ohio State, 2/12/11 (down 47-32, 13:21 remaining - won 71-67)

UW scored 10 straight points or more: 12-0 (2-2 to 14-2), vs. Illinois (3/4/12)

UW scored 15 straight points or more: 16-0 (6-4 to 22-4), at Purdue (1/12/12)

UW held opponent scoreless for 5:00 or longer: 5:44 (10:35 to 4:51), vs. Illinois (3/4/12)

UW held opponent scoreless for 8:00 or longer: 9:51 (9:51 to 0:00), vs. Wofford (11/19/11)

Team Records



Single Season

MOST GAMES

- 36 in 1999-00
36 in 2006-07
36 in 2007-08
- 34 in 2004-05
34 in 2010-11

Big Ten: 18, many times

MOST WINS

- 31 in 2007-08
- 30 in 2006-07
- 25 in 2003-04
25 in 2004-05
25 in 2010-11

Big Ten: 16 in 2007-08

HIGHEST WINNING PERCENTAGE

- 1.000 (15-0 in 1911-12)
1.000 (15-0 in 1913-14)
- .952 (20-1 in 1915-16)
- .933 (14-1 in 1912-13)
- .882 (15-2 in 1928-29)
.882 (15-2 in 1929-30)

Big Ten: 1.000 (12-0 in 1912 and 1914)

POINTS

- 2,527 in 2006-07
- 2,421 in 2007-08
- 2,310 in 2010-11
- 2,290 in 2004-05
- 2,259 in 1993-94

Big Ten: 1,338 in 1976

SCORING AVERAGE

- 86.3 in 1970-71
- 84.7 in 1961-62
- 81.9 in 1963-64
- 81.8 in 1966-67
- 80.1 in 1967-68

Big Ten: 84.1 in 1971

SCORING DEFENSE

51.9 in 2011-12

- 52.6 in 1949-50
- 53.0 in 1946-47
- 53.4 in 1947-48
- 54.4 in 2007-08
- 55.2 in 1998-99

Big Ten: 51.4 in 1949

FIELD GOAL PERCENTAGE DEFENSE

- .248 in 1946-47
- .276 in 1949-50
- .277 in 1947-48
- .291 in 1950-51
- .300 in 1952-53

Big Ten: .242 in 1947

FIELD GOALS

- 867 in 2006-07
- 841 in 2007-08
- 816 in 1993-94
- 814 in 1985-86
- 813 in 1986-87

Big Ten: 535 in 1976

FIELD GOAL ATTEMPTS

- 1,915 in 1963-64
- 1,886 in 2006-07
- 1,872 in 2007-08
- 1,831 in 1970-71
- 1,818 in 1974-75

Big Ten: 1,258 in 1976

FIELD GOAL PERCENTAGE

- .503 (743-1476) in 1990-91
- .501 (774-1546) in 1988-89
- .488 (803-1646) in 1984-85
- .483 (814-1686) in 1985-86
- .479 (813-1696) in 1986-87

Big Ten: .486 (417-858) in 1991

3-POINT FIELD GOALS

- 278 in 2010-11
- 250 in 2004-05
- 246 in 2009-10
- 231 in 2011-12**
- 225 in 1993-94

Big Ten: 148 in 2011

3-POINT FIELD GOALS ATTEMPTS

- 744 in 2010-11
- 690 in 2009-10
- 650 in 2011-12**
- 640 in 2004-05
- 609 in 1993-94

Big Ten: 407 in 2010

3-POINT FIELD GOAL PERCENTAGE

- .448 (146-326) in 1988-89
- .447 (160-358) in 1986-87
- .432 (126-292) in 1987-88
- .426 (179-420) in 1991-92
- .413 (186-450) in 1990-91

Big Ten: .452 (85-188) in 1988

3-POINT FIELD GOAL PERCENTAGE DEFENSE

.276 (107-387) in 2011-12

1. .299 (172-575) in 2004-05
2. .313 (194-620) in 2007-08
3. .314 (128-408) in 1996-97
4. .317 (140-441) in 1994-95
5. .325 (158-486) in 2008-09

Big Ten: Under Research

FREE THROWS

1. 583 in 2006-07
2. 527 in 2007-08
3. 495 in 1954-55
4. 492 in 2003-04
5. 486 in 1953-54

Big Ten: 345 in 1955

FREE THROW ATTEMPTS

1. 848 in 2006-07
2. 747 in 2007-08
3. 717 in 1952-53
4. 695 in 1953-54
5. 693 in 1954-55

Big Ten: 479 in 1955

FREE THROW PERCENTAGE

1. .818 (436-533) in 2010-11
2. .758 (413-545) in 1983-84
3. .743 (361-496) in 1984-85
4. .740 (413-558) in 1998-99
5. .733 (368-502) in 1985-86

.739 (374-506) in 2011-12

Big Ten: .851 (235-276) in 2011

REBOUNDS

1. 1,292 in 2007-08
2. 1,268 in 1970-71
3. 1,258 in 2006-07
4. 1,245 in 1972-73
5. 1,207 in 1966-67

Big Ten: 776 in 1976

OFFENSIVE REBOUNDS

1. 419 in 2007-08
2. 404 in 2006-07
3. 400 in 2005-06
4. 362 in 1995-96
5. 356 in 2003-04

Big Ten: 186 in 2006

REBOUND AVERAGE

1. 52.8 in 1970-71
2. 51.9 in 1972-73
3. 50.3 in 1966-67
4. 50.0 in 1950-51
5. 49.8 in 1962-63

Big Ten: 51.6 in 1971

OPPONENTS REBOUNDING AVERAGE

1. 28.5 in 2008-09
- 28.5 in 2010-11

3. 29.5 in 1988-89
4. 29.6 in 2000-01
5. 29.8 in 1990-91

Big Ten: 27.9 in 2009

ASSISTS

1. 506 in 1986-87
2. 494 in 2006-07
3. 478 in 1999-00
4. 472 in 1993-94
5. 469 in 1990-91

Big Ten: 281 in 1987

FEWEST TURNOVERS

1. 258 in 2010-11
- 277 in 2011-12
2. 289 in 2009-10
3. 320 in 2003-04
4. 330 in 2008-09
5. 334 in 2002-03

Big Ten: 115 in 2011

FEWEST TURNOVERS PER GAME

1. 7.6 in 2010-11
2. 8.8 in 2009-10
- 8.9 in 2011-12
3. 10.0 in 2003-04
- 10.0 in 2008-09
5. 10.4 in 2002-03

Big Ten: 6.4 in 2010

ASSIST-TO-TURNOVER RATIO

1. 1.71 in 2010-11
2. 1.43 in 2009-10
3. 1.33 in 2003-04
- 1.30 in 2011-12
4. 1.27 in 2002-03
5. 1.22 in 1984-85

Big Ten: 1.91 in 2011

BLOCKED SHOTS

1. 153 in 1991-92
2. 135 in 1993-94
3. 120 in 2007-08
4. 116 in 2006-07
5. 113 in 2009-10

112 in 2011-12

Big Ten: 79 in 1994

STEALS

1. 236 in 1999-00
2. 224 in 1998-99
3. 221 in 2002-03
- 221 in 2007-08
5. 220 in 1988-89
- 220 in 2003-04

Big Ten: 140 in 1993

(NOTE: single-season team records in conference games only are listed in italics)

Single Game

POINTS

- 120 vs. SMU (120-82), 12/9/67
- 115 vs. Gonzaga (115-71), 12/17/63
115 vs. Miss. Valley State (115-79), 12/23/93
- 114 vs. Mich. Tech (114-70), 12/5/70
- 113 vs. Iowa (113-87), 2/9/74

Big Ten: 113 vs. Iowa, 2/9/74

SCORING DEFENSE

- 29 vs. Michigan St. (35-29), 2/24/51
29 vs. Loyola-Chic. (66-29), 11/14/98
- 30 vs. Brown (52-30), 12/7/96
- 31 vs. Kennesaw State (85-31), 11/12/11**
31 vs. UMKC (77-31), 11/22/11

Big Ten: 29 vs. Mich. St. (35-29), 2/24/51

FIELD GOALS

- 48 vs. Gonzaga, 12/17/63
48 vs. Southern Methodist, 12/9/67
- 44 at LSU, 12/18/54
44 vs. West Virginia, 12/18/65
44 vs. Illinois, 3/11/67
44 vs. Eastern Illinois, 12/1/70

Big Ten: 44 vs. Illinois, 3/11/67

FIELD GOAL ATTEMPTS

- 113 at Michigan State, 1/6/64
- 111 vs. Michigan Tech, 12/5/70
- 102 vs. South Dakota, 12/9/72
- 99 vs. Northern Michigan, 12/11/71
- 97 vs. West Virginia, 12/18/65

Big Ten: 113 at Michigan State, 1/6/64

FIELD GOAL PERCENTAGE

- .744 (32-43) vs. Army, 12/30/79
- .687 (33-48) vs. Northern Illinois, 12/22/84
- .667 (32-48) at New Mexico, 12/29/84
- .649 (24-37) at Minnesota, 1/3/87
- .648 (35-54) vs. Eastern Illinois, 12/28/95

Big Ten: .649 (24-37) at Minnesota, 1/3/87

FIELD GOAL PERCENTAGE DEFENSE

- .183 vs. Missouri, 12/9/48
.183 vs. Creighton, 1/8/49
- .184 vs. Purdue, 1/19/48
.184 vs. Indiana, 1/15/49
.184 vs. Brown, 12/7/96

*Big Ten: .184 vs. Purdue, 1/19/48 and
.184 vs. Indiana, 1/15/49*

3-POINT FIELD GOALS

- 17 vs. Coppin State, 12/23/10
- 15 vs. Alcorn State, 12/29/92
15 vs. Missouri, 3/19/94
15 vs. Kennesaw State, 11/12/11
- 14 vs. Texas-Arlington, 12/22/90
14 vs. Michigan State, 2/2/94
14 at Temple, 12/14/00
14 at Purdue, 1/5/05

*Big Ten: 14, vs. Michigan State, 2/2/94 and
at Purdue, 1/5/05*

3-POINT FIELD GOAL ATTEMPTS

- 40 vs. Temple, 12/3/01
- 37 vs. Missouri, 3/19/94
- 35 at Eastern Michigan, 12/10/94
- 34 vs. Penn State, 1/25/06
- 33 vs. Penn State, 1/24/10

Big Ten: 34 vs. Penn State, 1/25/06

3-POINT FIELD GOAL PERCENTAGE

(min. 8 attempts)

- .900 (9-10) at Illinois, 1/25/97
- .889 (8-9) vs. North Dakota St., 12/10/86
- .778 (7-9) at Iowa, 2/10/90
.778 (7-9) vs. Indiana, 3/3/90
- .750 (9-12) vs. Denver, 12/14/88
.750 (6-8) vs. Gonzaga, 12/1/89

Big Ten: .900 (9-10) at Illinois, 1/25/97

FREE THROWS

- 41 at Illinois, 1/1/55
- 40 vs. Minnesota, 1/12/53
- 37 at Michigan, 2/21/53
- 36 vs. Sam Houston State, 12/13/92
36 vs. Ohio State, 2/6/02

Big Ten: 41 at Illinois, 1/1/55

FREE THROW ATTEMPTS

- 61 at Michigan, 2/21/53
- 54 at Illinois, 1/1/55
- 50 at Indiana, 2/12/62
- 48 vs. Minnesota, 1/12/53
48 vs. Michigan State, 3/9/53
48 vs. Sam Houston State, 12/13/92

Big Ten: 61 at Michigan, 2/21/53

FREE THROW PERCENTAGE*(min. 12 attempts)*

1. 1.000 (22-22) vs. Purdue, 2/7/76
1.000 (14-14) at Michigan State, 2/16/12
1.000 (13-13) at Loyola, 12/12/87
1.000 (12-12) vs. Southern Illinois, 12/3/83
1.000 (12-12) vs. Marquette, 12/4/90

*Big Ten: 1.000 (22-22) vs. Purdue, 2/7/76***REBOUNDS**

1. 79 vs. Michigan Tech, 12/5/70
2. 76 vs. South Dakota, 12/9/72
3. 74 vs. Washington (Mo.), 12/11/61
74 vs. Iowa, 2/6/71
5. 73 vs. Gonzaga, 12/17/63

*Big Ten: 74 vs. Iowa, 2/6/71***ASSISTS**

1. 33 vs. Northwestern, 3/7/53
2. 31 vs. South Dakota, 12/6/84
31 at Louisiana State, 12/18/54
4. 30 vs. Iowa, 3/9/94
5. 29 vs. Mississippi Valley State, 12/23/93

*Big Ten: 33 vs. Northwestern, 3/7/53***FEWEST TURNOVERS**

1. 1 vs. Michigan State, 2/28/08
2. 2 vs. Penn State, 3/3/93
2 vs. Minnesota, 12/28/10
3. 3 vs. Boston College, 11/26/10
3 at Illinois, 1/2/11
3 at Northwestern, 1/23/11

*Big Ten: 1 vs. Michigan State, 2/28/08***BLOCKED SHOTS**

1. 12 vs. Northwestern, 3/9/00
2. 11 vs. Rollins, 12/1/73
11 vs. Ferris State, 11/28/88
11 vs. Texas-Arlington, 12/22/90
11 at Portland, 11/30/91
11 vs. IPFW, 11/15/09

*Big Ten: 12 vs. Northwestern, 3/9/00****STEALS**

1. 17 vs. Michigan State, 1/7/88
2. 16 vs. Denver, 12/14/88
16 vs. New Hampshire, 12/11/02
4. 15, five times; MR

*Big Ten: 17 vs. Michigan State, 1/7/88**(NOTE: single-game team records in conference games only are listed in italics after each statistical category)***Big Ten Tournament game*

Single Half

POINTS

1. 67 vs. Iowa, 1/25/88 (2nd)
2. 65 vs. Gonzaga, 12/17/63 (2nd)
65 vs. Cleveland St., 12/22/79 (2nd)
4. 63 vs. SMU, 12/9/67 (1st)
63 vs. Mississippi Valley State, 12/23/93 (2nd)

*Big Ten: 67 vs. Iowa, 1/25/88 (2nd)***SCORING DEFENSE**

1. 8 vs. Pittsburgh, 12/12/47 (1st)
8 vs. Kennesaw State, 11/12/11 (1st)
3. 10 at Marquette, 12/31/48 (1st)
10 at Marquette, 12/23/98 (1st)
10 vs. Manhattan, 11/25/10 (1st)

*Big Ten: 11 vs. Michigan St., 2/9/48 (2nd)***FIELD GOALS**

1. 28 vs. Georgia, 12/17/63 (2nd)
2. 27 vs. Iowa, 1/25/88 (2nd)
3. 26 vs. So. Methodist, 12/9/67 (1st)
4. 25 vs. Indiana, 2/25/63 (1st)
25 vs. West Virginia, 12/18/65 (1st)
25 vs. Purdue, 3/2/68 (2nd)

*Big Ten: 27 vs. Iowa, 1/25/88 (2nd)***FIELD GOAL ATTEMPTS**

1. 58 at Michigan State, 1/6/64 (2nd)
2. 57 vs. Michigan Tech, 12/5/70 (2nd)
3. 56 vs. Ohio State, 2/29/70 (2nd)
56 vs. SIU-Edwardsville, 12/2/72 (2nd)
5. 55 at Michigan State, 1/6/64 (1st)

*Big Ten: 58 at Michigan St., 1/6/64 (2nd)***FIELD GOAL PERCENTAGE**

1. .778 (14-18) vs. BGSU, 3/13/91 (2nd)
2. .773 (17-22) vs. Northern Illinois, 12/18/84 (2nd)
3. .762 (16-21) vs. Northwestern, 1/30/88 (1st)
4. .760 (19-25) vs. Army, 12/30/79 (2nd)
5. .750 (15-20), 3 times:

MR vs. Northwestern, 2/21/10 (1st)

*Big Ten: .762 (16-21) vs. Northwestern, 1/30/88 (1st)***FIELD GOAL PCT. DEFENSE**

1. .118 vs. Brown, 12/7/96 (2nd)
2. .125 at Minnesota, 1/10/06 (1st)
3. **.129 vs. UMKC (11/22/11) (2nd)**
4. **.130 vs. Kennesaw State, 11/12/11 (1st)**
5. .136 at Marquette, 12/23/98 (1st)

Big Ten: .125 at Minnesota, 1/10/06 (1st)

3-POINT FIELD GOALS

- 11 at E. Michigan, 12/10/94 (2nd)
11 vs. Coppin State, 12/23/10 (1st)
- 10 vs. Michigan, 12/16/00 (1st)
- 9, eight times; MR vs. Prairie View A&M, 11/14/10 (2nd)
Big Ten: 10 vs. Michigan, 12/16/00

3-POINT FIELD GOAL ATTEMPTS

- 24 at E. Michigan, 12/10/94 (2nd)
- 22 vs. Missouri, 3/19/94 (2nd)
22 vs. Coppin State, 12/23/10 (1st)
- 20 at Illinois, 1/2/11 (2nd)
- 19 at Minnesota, 2/18/10 (2nd)
Big Ten: 20 at Illinois, 1/2/11 (2nd)

3-POINT FIELD GOAL PERCENTAGE

(min. 5 attempts)

- 1.000 (6-6) vs. North Dakota State, 12/10/86 (1st)
1.000 (5-5) at Wright St., 12/5/95 (2nd)
1.000 (6-6) at Illinois, 1/25/97 (1st)
1.000 (10-10) vs. Mich., 2/16/00 (1st)
- .857 (6-7) at Iowa, 2/10/90 (1st)
.857 (6-7) vs. Gardner-Webb, 12/27/06 (2nd)
Big Ten: 1.000 (10-10) vs. Michigan, 2/16/00 (1st)

FREE THROWS

- 31 at St. Bonaventure, 12/14/96 (2nd)
- 27 vs. Ohio State, 3/4/89 (2nd)
- 26 vs. Marquette, 2/19/90 (2nd)
26 vs. Illinois, 1/15/11 (2nd)
- 23 vs. Washington State, 12/1/84 (2nd)
Big Ten: 27 vs. Ohio State, 3/4/89 (2nd)

FREE THROW ATTEMPTS

- 42 at St. Bonaventure, 12/14/96 (2nd)
- 36 vs. Ohio State, 3/4/89 (2nd)
- 35 vs. Minnesota, 1/7/91 (2nd)
- 33 vs. Marquette, 2/19/90 (2nd)
- 31 at Indiana, 2/12/62 (2nd)
31 vs. Illinois, 1/15/11 (2nd)
Big Ten: 36 vs. Ohio State, 3/4/89 (2nd)

FREE THROW PERCENTAGE

(min. 12 attempts)

- 1.000 (15-15) vs. Purdue, 2/7/76 (2nd)
1.000 (13-13) vs. Florida, 12/20/67 (2nd)
1.000 (13-13) at Ohio State, 1/7/89 (2nd)
1.000 (13-13) vs. Purdue, 2/2/92 (1st)
1.000 (12-12) vs. Pittsburgh, 12/30/86 (2nd)
1.000 (12-12) at Marquette, 12/4/90 (2nd)
Big Ten: 1.000 (15-15) vs. Purdue, 2/7/76 (2nd)

REBOUNDS

- 46 vs. Gonzaga, 12/17/63 (2nd)
46 vs. Michigan Tech, 12/1/71 (2nd)
- 45 vs. South Dakota State, 12/9/72 (1st)
- 43 at Michigan State, 1/6/64 (1st)
- 40 vs. Boston College, 12/18/64 (1st)
40 vs. Michigan Tech, 12/5/70 (1st)
40 vs. DePauw, 12/15/73 (1st)
Big Ten: 43 at Michigan State, 1/6/64 (1st)

Wisconsin's 100-point Games

120	Southern Methodist (82), 12/9/67
115	Mississippi Valley St. (79), 12/23/93
115	Gonzaga (71), 12/17/63
114	Michigan Tech (70), 12/5/70
113	Iowa (87), 2/9/74
110	Alcorn State (81), 12/29/92
110	Northwestern (94), 2/21/67
108	Detroit Mercy (86), 12/23/92
107	Michigan Tech (74), 12/1/71
107	Louisiana State (68), 12/18/54
106	UW-Milwaukee (84), 11/27/93
105	Eastern Illinois (70), 12/28/95
105	Texas-Arlington (74), 12/22/90
105	DePauw (63), 11/29/75
105	at Indiana (94), 2/12/62
105	vs. Dayton (93), 12/28/61
104	vs. Chaminade (66), 11/22/95
104	Cal. State-L.A. (88), 12/27/85
104	Northern Michigan (65), 12/11/71
104	Purdue (84), 3/2/68
104	vs. Arizona (77), 12/30/66
104	vs. Georgia Tech (84), 12/28/63
103	Cleveland State (78), 12/22/79
103	Grambling (83), 12/29/93
103	at Loyola Marymount (67), 12/4/93
103	Michigan State (96), 2/22/75
103	Illinois (101), 2/19/62
102	Eastern Illinois (84), 12/1/70
102	Illinois (92), 3/11/67
102*	at Michigan (120), 2/12/66
102	Indiana (96), 2/25/63
102	North Dakota State (50), 1/23/62
101	Northwestern (87), 2/3/93
101	Charleston Southern (72), 12/14/92
101	Illinois (75), 1/19/74
101	Michigan State (74), 2/29/72
100	Florida A&M (56), 11/26/83
100	SIU-Edwardsville (74), 12/2/72
100*	at Iowa (119), 2/10/70

*losses

ASSISTS

1. 17 vs. Iowa State, 12/7/74 (1st)
17 vs. UT-Arlington, 12/22/90 (2nd)
17 vs. Alcorn State, 12/29/92 (1st)
17 vs. Mississippi Valley State, 12/23/93 (2nd)
5. 16 vs. LSU, 12/18/54 (1st)
16 vs. Iowa, 1/25/88 (2nd)

Big Ten: 16 vs. Iowa, 1/25/88 (2nd)

FEWEST TURNOVERS

1. 0 vs. Indiana, 1/4/97 (2nd)
0 vs. Michigan State, 2/28/08 (2nd)
0 at Illinois, 1/2/11 (2nd)
0 vs. Kansas State, 3/19/11 (2nd)
5. **1, Many times; MR vs. Nebraska, 1/15/12 (2nd)**

Big Ten: 0 vs. Indiana, 1/4/97 (2nd) and vs. Michigan State, 2/28/08 (2nd)

BLOCKED SHOTS

1. 7 vs. Rollins College, 12/1/73 (1st)
7 vs. San Francisco State, 11/29/90 (2nd)
7 vs. UT-Arlington, 12/22/90 (1st)
7 at Illinois, 1/22/92 (1st)
7 vs. San Diego, 11/23/08 (1st)
7 vs. IPFW, 11/15/09 (1st)

Big Ten: 7 at Illinois, 1/22/92 (1st)

STEALS

1. 11 vs. Denver, 12/14/88 (2nd)
 2. 10 at Purdue, 1/30/82 (2nd)
10 vs. Michigan State, 1/7/88 (1st)
10 vs. Minnesota, 1/22/00 (1st)
 5. 9, 6 times; MR vs. UNH, 12/11/02 (2nd)
- Big Ten: 10, three times; MR vs. Minnesota, 1/22/00 (1st)*

Scoring Margins

BIGGEST WINS

- 58 Gardner-Webb (98-40), 12/27/06
55 Denver (89-34), 12/14/88
54 Kennesaw State (85-31), 11/12/11
53 Southern (92-39), 11/19/06
52 North Dakota State (102-50), 1/23/62
Morgan State (94-42), 12/23/79

Big Ten: 42 vs. Indiana (51-9), 2/3/11 and at Indiana (57-15), 1/12/14

BIGGEST HOME WINS

- 58 Gardner-Webb (98-40), 12/27/06
55 Denver (89-34), 12/14/88
54 Kennesaw State (85-31), 11/12/11
53 Southern (92-39), 11/19/06
52 North Dakota State (102-50), 1/23/62
Morgan State (94-42), 12/23/79

Big Ten: 42 vs. Indiana (51-9), 2/3/11

BIGGEST ROAD WINS

- 38 at Chaminade (104-66), 11/22/95
37 vs. Nebraska (78-41), 11/22/98
36 at Loyola Marymount (103-67), 12/4/93
35 vs. Navy (93-58), 12/29/91
34 at Chicago (54-20), 2/9/42

Big Ten: 42 vs. Indiana (57-14), 1/12/14

BIGGEST DEFEATS

- 53 at Indiana (61-114), 1/3/76
at Iowa (48-101), 2/10/86
44 Michigan (59-103), 2/22/64
at UCLA (56-100), 12/28/66
41 at Rice (37-78), 12/6/58
at UCLA (53-94), 11/25/72

Big Ten: 53 at Iowa (48-101), 2/10/86

BIGGEST HOME DEFEATS

- 44 Michigan (59-103), 2/22/64
37 Ohio State (69-106), 2/8/60
33 Purdue (42-75), 2/7/96
32 Ohio State (68-100), 1/30/61
31 Michigan State (57-88), 2/2/59
Minnesota (78-109), 2/12/94

Big Ten: 44 vs. Michigan (59-103), 2/22/64

BIGGEST ROAD DEFEATS

- 53 at Indiana (61-114), 1/3/76
at Iowa (48-101), 2/10/86
44 at UCLA (56-100), 12/28/66
41 at Rice (37-78), 12/6/58
at UCLA (53-94), 11/25/72

Big Ten: 53 at Iowa (48-101), 2/10/86

UW's Best Starts

UNBEATEN

- 6-0: 16 times, last in 2011-12
7-0: 13 times, last in 1993-94
8-0: 10 times, last in 1993-94
9-0: 7 times, last in 1993-94
10-0: 5 times, last in 1993-94
11-0: 5 times, last in 1993-94
12-0: 4 times, last in 1915-16
13-0: 3 times, last in 1913-14
14-0: 3 times, last in 1913-14
15-0: 2 times, last in 1913-14

UW has never been unbeaten with more than 15 wins.

ONE LOSS

- 6-1: 29 times, last in 2011-12
7-1: 18 times, last in 2006-07
8-1: 16 times, last in 2006-07
9-1: 15 times, last in 2006-07
10-1: 7 times, last in 2006-07
11-1: 6 times, last in 2006-07
12-1: 7 times, last in 2006-07
13-1: 3 times, last in 2006-07
14-1: 4 times, last in 2006-07
15-1: twice, in 1915-16 and 2006-07
16-1: twice, in 1915-16 and 2006-07
17-1: twice, in 1915-16 and 2006-07
18-1: twice, in 1915-16 and 2006-07
19-1: twice, in 1915-16 and 2006-07
20-1: twice, in 1915-16 and 2006-07
21-1: once, in 2006-07

All-Time Badger Winning Streaks

OVERALL

No.	Began	Opponent	Score	Ended	Opponent	Score
29	12/9/11	BELOIT	31-18	3/7/13	@ Chicago	10-23
24	12/13/13	KNOX	48-15	1/23/15	Chicago	19-24
19	1/11/41	IOWA	49-35	12/31/41	vs. Dartmouth	49-57
17	11/26/06	vs. Auburn	77-63	1/31/07	@ Indiana	66-71
16	1/29/16	@ Chicago	29-18	1/13/17	@ Minnesota	25-33

SINGLE SEASON

No.	Began	Opponent	Score	Ended	Opponent	Score
17	11/26/06	vs. Auburn	77-63	1/31/07	@ Indiana	66-71
15	12/9/11	BELOIT	31-18	3/16/12	@ Indiana	32-21
15	12/13/13	KNOX	48-15	3/10/14	@ Purdue	27-13
15	1/11/41	IOWA	49-35	3/29/41	vs. Wash. State	39-34
14	12/7/12	RIPON	40-13	3/7/13	@ Chicago	10-23

HOME GAMES (OVERALL)

No.	Began	Opponent	Score	Ended	Opponent	Score
38	12/7/02	UNLV	91-74	1/25/05	Illinois	65-75
33	3/8/11	Northwestern	23-11	1/23/15	Chicago	19-24
24	1/14/29	Indiana	24-20	2/14/31	Minnesota	15-42
23	2/13/10	Indiana	83-55	12/3/11	Marquette	54-61
22	2/8/06	Indiana	72-54	12/8/07	Marquette	76-81
18	2/27/09	Purdue	29-6	3/1/11	Minnesota	13-21
18	2/19/15	Purdue	26-21	1/26/17	Chicago	13-21
18	2/5/09	Illinois	63-50	2/9/10	Illinois	56-63

ROAD GAMES (OVERALL)

No.	Began	Opponent	Score	Ended	Opponent	Score
12	12/20/11	Beloit	20-12	3/7/13	Chicago	10-23
10	1/10/14	Illinois	26-25	2/8/15	Illinois	19-39
7	3/3/05	Co. F Portage	52-28	3/2/06	Chicago	18-35
7	12/30/15	Ripon	27-15	1/22/16	Illinois	20-27
7	1/29/16	Chicago	29-18	1/13/17	Minnesota	25-33

Attendance

No.	Attend.	Arena	Date	Score
1.	57,028	Ford Field, Detroit	3/28/08	Davidson 73, UW 56
2.	43,116	RCA Dome, Indianapolis	4/1/00	Michigan St. 53, UW 41
3.	30,713	Carrier Dome, Syracuse, N.Y.	3/25/05	UW 65, NC State 56
4.	30,132	Carrier Dome, Syracuse, N.Y.	3/27/05	North Carolina 88, UW 82
5.	28,168	HHH Metrodome, Minneapolis	3/27/03	Kentucky 63, UW 57
6.	23,697	United Center, Chicago	3/12/05	UW 59, Iowa 56
7.	23,266	Rupp Arena, Lexington	11/27/76	Kentucky 72, UW 64
8.	22,157	United Center, Chicago	3/13/05	Illinois 54, UW 43
9.	22,081	United Center, Chicago	3/9/07	UW 70, Michigan St. 57
10.	22,011	United Center, Chicago	3/11/00	Michigan St. 55, UW 46
11.	21,739	United Center, Chicago	3/9/01	Indiana 64, Wisconsin 52
12.	21,711	United Center, Chicago	3/5/98	Wisconsin 52, Penn State 51
	21,711	United Center, Chicago	3/6/98	Indiana 66, Wisconsin 61
14.	21,517	United Center, Chicago	3/11/05	Wisconsin 60, Ohio State 49
15.	20,916	United Center, Chicago	3/18/07	UNLV 74, Wisconsin 68

Individual Records



Career

POINTS

1.	2,217	Alando Tucker, 2003-07
2.	2,147	Michael Finley, 1992-95
3.	1,854	Danny Jones, 1987-90
4.	1,745	Claude Gregory, 1978-81
5.	1,736	Rick Olson, 1983-86
6.	1,545	Trent Jackson, 1986-89
7.	1,532	Mike Wilkinson, 2002-05
8.	1,454	Kirk Penney, 2000-03
	1,454	Jordan Taylor, 2009-present
10.	1,425	Devin Harris, 2002-04

Big Ten: 1,385, Michael Finley, 1992-95

SCORING AVERAGE

1.	19.6	Clarence Sherrod, 1969-71
2.	18.7	Michael Finley, 1992-95
3.	18.1	Wes Matthews, 1978-80
4.	16.9	Joe Franklin, 1966-68
	16.9	Cory Blackwell, 1982-84
6.	16.6	Leon Howard, 1971-73
7.	16.5	Alando Tucker, 2003-07
8.	15.9	James Johnson, 1967-69
	15.9	Claude Gregory, 1978-81
10.	15.7	Danny Jones, 1987-90

Big Ten: 21.1, Clarence Sherrod, 1969-71

FIELD GOALS

1.	798	Alando Tucker, 2003-07
2.	739	Michael Finley, 1992-95
3.	729	Rick Olson, 1983-86
4.	723	Danny Jones, 1987-90
5.	656	Claude Gregory, 1978-81
6.	563	Cory Blackwell, 1982-84
7.	557	Trent Jackson, 1986-89
8.	522	Mike Wilkinson, 2002-05
9.	518	Jon Leuer, 2008-11
10.	503	Kirk Penney, 2000-03

Big Ten: 471, Michael Finley, 1992-95

FIELD GOAL ATTEMPTS

1.	1,681	Michael Finley, 1992-95
2.	1,663	Alando Tucker, 2003-07
3.	1,535	Rick Olson, 1983-86
4.	1,492	Claude Gregory, 1978-81
5.	1,351	Danny Jones, 1987-90
6.	1,234	Cory Blackwell, 1982-84
7.	1,230	Clarence Sherrod, 1969-71
8.	1,218	Bob Litzow, 1956-58
9.	1,206	Trent Jackson, 1986-89
10.	1,199	Don Rehfeldt, 1947-50

Big Ten: 1,098, Michael Finley, 1992-95

FIELD GOAL PERCENTAGE

(min. 500 attempts)

1.	.573	Patrick Tompkins (306-534), 1988-91
2.	.557	Andy Kowske (359-645), 1998-01
3.	.554	Rashard Griffith (294-531), 1994-95
4.	.545	Willie Simms (391-717), 1988-91
5.	.535	Danny Jones (723-1351), 1987-90
6.	.527	J.J. Weber (405-768), 1984-87
7.	.512	Joe Chernelich (465-908), 1977-80
8.	.493	Brad Sellers (356-723), 1982-83
	.493	Mike Heineman (262-532), 1984-87
10.	.491	Scott Roth (455-927), 1982-85

Big Ten (min. 400 att.): .532, Danny Jones (446-839), 1987-90

3-POINT FIELD GOALS

1.	227	Tim Locum, 1988-91
2.	217	Kirk Penney, 2000-03
3.	213	Michael Finley, 1992-95
4.	212	Jason Bohannon, 2007-2010
5.	193	Trent Jackson, 1986-89
6.	187	Devin Harris, 2002-04
7.	175	Trévon Hughes, 2007-2010
8.	167	Tracy Webster, 1992-94
9.	166	Sean Mason, 1995-99
10.	165	Jordan Taylor, 2009-present

Big Ten: 141, Michael Finley, 1992-95

3-POINT FIELD GOAL ATTEMPTS

1.	631	Michael Finley, 1992-95
2.	561	Kirk Penney, 2000-03
3.	559	Jason Bohannon, 2007-2010
4.	499	Devin Harris, 2002-04
5.	487	Trévon Hughes, 2007-10
6.	481	Tim Locum, 1988-91
7.	471	Sean Mason, 1995-99
8.	450	Jordan Taylor, 2009-present
9.	430	Trent Jackson, 1986-89
	430	Kammron Taylor, 2004-07

Big Ten: 413, Michael Finley, 1992-95

3-POINT FIELD GOAL PERCENTAGE

(min. 100 attempts)

1.	.472	Tim Locum (227-481), 1988-91
2.	.449	Trent Jackson (193-430), 1986-89
3.	.431	Brian Good (94-218), 1989-92
4.	.424	Shelton Smith (59-139), 1985-87
5.	.420	Keaton Nankivil (92-219), 2008-11
6.	.419	Clayton Hanson (93-222), 2002-05
7.	.418	Andy Kilbride (162-388), 1992-95
8.	.412	Zach Morley (42-102), 2002-05
9.	.411	Tracy Webster (167-406), 1992-94
10.	.387	Kirk Penney (217-561), 2000-03

Big Ten (min. 100 att.): .454, Tim Locum (128-282), 1988-91; and Trent Jackson (128-282), 1986-89

FREE THROWS

1. 520 Alando Tucker, 2003-07
 2. 456 Michael Finley, 1992-95
 3. 433 Claude Gregory, 1978-81
 4. 408 Clarence Sherrod, 1969-71
 - 408 Danny Jones, 1987-90
 6. 394 Mike Wilkinson, 2002-05
 7. 362 Devin Harris, 2002-04
 8. **361 Jordan Taylor, 2009-present**
 9. 334 Trevon Hughes, 2007-10
 10. 332 Sean Mason, 1995-99
- Big Ten: 302, Michael Finley, 1992-95*

FREE THROW ATTEMPTS

1. 817 Alando Tucker, 2003-07
 2. 599 Danny Jones, 1987-90
 3. 593 Michael Finley, 1992-95
 4. 586 Claude Gregory, 1978-81
 5. 534 Mike Wilkinson, 2002-05
 6. 522 Clarence Sherrod, 1969-71
 7. 476 Joe Franklin, 1966-68
 8. 464 Trevon Hughes, 2007-10
 - 464 Jordan Taylor, 2009-present**
 10. 449 Paul Morrow, 1952-54
- Big Ten: 387, Michael Finley, 1992-95; and Claude Gregory, 1978-81*

FREE THROW PERCENTAGE

- (min. 175 attempts)*
1. .870 Rick Olson (260-299), 1983-86
 2. .856 Tim Locum (166-194), 1988-91
 3. .848 Jason Bohannon (228-269), 2007-10
 4. .817 Wes Matthews (273-334), 1978-80
 5. .804 Mike Carlin (172-214), 1966-68
 6. .801 Dick Miller (246-307), 1954-56
 7. .795 Kammron Taylor (310-390), 2004-07
 8. .794 Sean Mason (332-418), 1995-99
 9. .782 Clarence Sherrod (408-522), 1969-71
 10. .778 Devin Harris (362-465), 2002-04
- Big Ten (min. 100 att.): .874, Rick Olson (166-190), 1983-86*

REBOUNDS

1. 904 Claude Gregory, 1978-81
 2. 858 Joe Franklin, 1966-68
 3. 856 Mike Wilkinson, 2002-05
 4. 841 Joe Chernelich, 1977-80
 5. 806 Kim Hughes, 1972-74
 6. 769 Alando Tucker, 2003-07
 7. 756 Joe Krabbenhoft, 2006-09
 8. 718 Larry Petty, 1978-81
 9. 680 Dale Koehler, 1973-76
 10. 667 Brian Butch, 2005-08
- Big Ten: 609, Claude Gregory, 1978-81*

REBOUNDING AVERAGE

- (min. 500 rebounds)*
1. 11.9 Joe Franklin, 1966-68
 2. 11.2 Kim Hughes, 1972-74
 3. 10.4 Jack Brens, 1962-64
 4. 8.9 Tom Gwyn, 1961-63
 5. 8.7 Dale Koehler, 1973-76
 6. 8.2 Claude Gregory, 1978-81
 7. 7.8 Kerry Hughes, 1972-74
 8. 7.7 Joe Chernelich, 1977-80
 9. 7.6 Ken Siebel, 1961-63
 - 7.6 Leon Howard, 1971-73
- Big Ten (min. 350 reb.): 12.4, Joe Franklin, 1966-68*

OFFENSIVE REBOUNDS

- Offensive rebounds first tracked in 1987-88*
1. 314 Alando Tucker, 2003-07
 2. 311 Mike Wilkinson, 2002-05
 3. 240 Andy Kowske, 1998-01
 4. 231 Joe Krabbenhoft, 2006-09
 5. 227 Sean Daugherty, 1995-98
 6. 222 Brian Butch, 2005-08
 7. 205 Michael Finley, 1992-95
 8. 186 Marcus Landry, 2006-09
 9. 181 Patrick Tompkins, 1988-91
 10. 176 Willie Simms, 1988-91
- Big Ten: 170, Mike Wilkinson, 2002-05*

ASSISTS

1. 501 Tracy Webster, 1992-94
 - 2. 443 Jordan Taylor, 2009-present**
 3. 388 Mike Heineman, 1984-87
 4. 371 Michael Finley, 1992-95
 5. 344 Mike Kelley, 1998-01
 6. 335 Tom Molaski, 1986-89
 7. 311 Mark Vershaw, 1998-01
 8. 295 Devin Harris, 2002-04
 9. 290 Arnold Gaines, 1977-80
 10. 278 Michael Flowers, 2005-08
- Big Ten: 295, Tracy Webster, 1992-94*

ASSIST-TO-TURNOVER RATIO

- (min. 100 assists)*
- 1. 3.03 (443-146) Jordan Taylor, 2009-present**
 2. 2.57 (344-134) Mike Kelley, 1998-01
 3. 2.08 (250-120) Travon Davis, 1999-02
 4. 2.03 (388-191) Mike Heineman (1984-87)
 5. 1.90 (501-263) Tracy Webster, 1992-94
 - 6. 1.89 (134-71) Josh Gasser, 2011-present**
 7. 1.86 (335-180) Tom Molaski (1986-89)
 8. 1.79 (138-77) Boo Wade (2003-04)
 9. 1.74 (295-170) Devin Harris (2002-04)
 10. 1.62 (211-130) Jason Bohannon (2007-10)
- Big Ten: 3.45, Jordan Taylor, 2009-present*

STEALS

1. 275 Mike Kelley, 1998-01
2. 183 Tracy Webster, 1992-94
3. 177 Trévon Hughes, 2007-10
4. 171 Michael Flowers, 2005-08
5. 169 Mike Wilkinson, 2002-05
6. 168 Michael Finley, 1992-95
7. 164 Devin Harris, 2002-04
8. 151 Trent Jackson, 1986-89
9. 133 Hennssy Auriantal, 1996-99
10. 131 Claude Gregory, 1978-81

Big Ten: 138, Mike Kelley, 1998-01

BLOCKED SHOTS

1. 124 Rashard Griffith, 1994-95
2. 120 Brad Sellers, 1982-83
3. 117 Mike Wilkinson, 2002-05
4. 102 Kurt Portmann, 1987-90
5. 99 Marcus Landry, 2006-09
6. 96 Greg Stiemsma, 2005-08
7. 95 J.J. Weber, 1984-87
8. 92 Louis Ely, 1991-93
9. 86 Andy Kowske, 1998-01
10. 85 Jon Leuer, 2008-11

Big Ten: 80, Rashard Griffith, 1994-95

GAMES PLAYED

1. 136 Joe Krabbenhoft, 2006-09
2. 135 Jason Bohannon, 2007-10
3. 134 Alando Tucker, 2003-07
4. 133 Michael Flowers, 2005-08
5. 132 Trévon Hughes, 2007-10
6. **131** **Jordan Taylor, 2009-present**
7. 130 Mike Wilkinson, 2002-05
8. 129 Charlie Wills, 1999-02
9. 128 Mike Kelley, 1998-01
- 128 Andy Kowske, 1998-01
- 128 Mark Vershaw, 1998-01

Big Ten: 72, five players tied

GAMES STARTED

1. 126 Alando Tucker, 2003-07
2. 116 Mike Kelley, 1998-01
3. 112 Rick Olson, 1983-86
- 112 Michael Finley, 1992-95
5. 109 Danny Jones, 1987-90
- 109 Andy Kowske, 1998-01
7. 108 Joe Chnelich, 1977-80
8. 100 Trévon Hughes, 2007-10
9. 99 Larry Petty, 1978-81
10. 98 Mike Wilkinson, 2002-05

Big Ten: 72, Rick Olson, 1983-86

MINUTES PLAYED

1. 4,247 Alando Tucker, 2003-07
2. 4,023 Mike Wilkinson, 2002-05
3. 3,962 Rick Olson, 1983-86
4. 3,945 Michael Finley, 1992-95
5. **3,764** **Jordan Taylor, 2009-present**
6. 3,759 Jason Bohannon, 2007-10
7. 3,712 Mike Kelley, 1998-01
8. 3,623 Danny Jones, 1987-90
9. 3,466 Mark Vershaw, 1998-01
10. 3,438 Trévon Hughes, 2007-10

Big Ten: 2,588, Michael Finley, 1992-95

Season

POINTS

1. 716 Alando Tucker, 2007
2. 624 Devin Harris, 2004
3. 621 Jon Leuer, 2011
4. 620 Michael Finley, 1993
5. **617** **Jordan Taylor, 2011**
6. 611 Danny Jones, 1989
7. 592 Michael Finley, 1994
8. 588 Alando Tucker, 2006
9. 574 Trent Jackson, 1989
10. 571 Rick Olson, 1986

Big Ten: 417, Michael Finley, 1993

SCORING AVERAGE

1. 23.8 Clarence Sherrod, 1971
2. 22.7 Joe Franklin, 1968
3. 22.4 Clarence Sherrod, 1970
4. 22.1 Michael Finley, 1993
5. 20.5 Michael Finley, 1995
6. 20.4 Claude Gregory, 1981
- 20.4 Rick Olson, 1986
- 20.4 Danny Jones, 1989
- 20.4 Michael Finley, 1994
10. 20.2 Dick Cable, 1955

Big Ten: 24.8, Clarence Sherrod, 1970

REBOUNDS

1. 344 Jim Clinton, 1951
2. 334 Joe Franklin, 1968
3. 306 Jack Brens, 1963
4. 301 Kim Hughes, 1973
5. 290 Paul Morrow, 1952
6. 289 Joe Franklin, 1967
7. 281 Rashard Griffith, 1995
8. 270 James Gregory, 1977
9. 267 Tom Gwyn, 1963
10. 266 Kim Hughes, 1974

Big Ten: 222, Jim Clinton, 1951

REBOUNDING AVERAGE

1. 15.6 Jim Clinton, 1951
2. 13.9 Joe Franklin, 1968
3. 13.2 Paul Morrow, 1952
4. 12.8 Jack Brens, 1963
5. 12.5 Kim Hughes, 1973
6. 12.0 Joe Franklin, 1967
7. 11.3 Ab Nicholas, 1951
8. 11.1 Tom Gwyn, 1963
- 11.1 Kim Hughes, 1974
10. 11.0 Al Henry, 1970

Big Ten: 15.8, Jim Clinton, 1951

OFFENSIVE REBOUNDS

(Offensive rebounds first tracked in 1987-88)

1. 86 Alando Tucker, 2003
2. 83 Mike Wilkinson, 2005
3. 81 Sam Okey, 1997
- 81 Andy Kowske, 2000
5. 80 Osita Nwachuku, 1996
6. 79 Mike Wilkinson, 2004
7. 78 Alando Tucker, 2007
8. 77 Brian Butch, 2008
9. 76 Rashard Griffith, 1995
10. 75 Patrick Tompkins, 1991
- 75 Mike Wilkinson, 2002
- 75 Alando Tucker, 2006

Big Ten: 58, Sam Okey, 1997

FIELD GOALS

1. 256 Alando Tucker, 2007
2. 237 Rick Olson, 1986
3. 231 Danny Jones, 1989
4. 227 Jon Leuer, 2011
5. 223 Michael Finley, 1993
6. 222 Alando Tucker, 2006
7. 215 Cory Blackwell, 1983
- 215 Danny Jones, 1990
9. 211 Clarence Sherrod, 1971
- 211 Wes Matthews, 1980

Big Ten: 149, Rick Olson, 1986

FIELD GOAL ATTEMPTS

1. 545 Alando Tucker, 2007
2. 519 Clarence Sherrod, 1971
3. 505 Don Rehfeldt, 1950
4. 490 Alando Tucker, 2006
5. 485 Rick Olson, 1986
6. 483 Jon Leuer, 2011
7. 478 Michael Finley, 1993
8. 470 Michael Finley, 1995
9. 468 Bob Litzow, 1957
10. 465 Cory Blackwell, 1983

Big Ten: 335, Michael Finley, 1995

FIELD GOAL PERCENTAGE

(min. 100 attempts)

1. .636 Patrick Tompkins (164-258), 1991
2. .611 Louis Ely (80-131), 1993
3. .592 Jeff Petersen (93-157), 1994
4. .583 Andy Kowske (137-235), 2000
5. .574 Andy Kowske (85-148), 1999
6. .573 Willie Simms (153-267), 1991
7. .570 Al Rudd (81-142), 1976
- .570 Danny Jones (176-309), 1988
9. .566 Rashard Griffith (167-295), 1995
10. .562 J.J. Weber (182-324), 1987

Big Ten: .591 Patrick Tompkins (94-159), 1991

3-POINT FIELD GOALS

1. 78 Sean Mason, 1999
2. 75 Tracy Webster, 1992
- 75 Devin Harris, 2004
- 75 Jordan Taylor, 2011**
5. 74 Trent Jackson, 1988

- 74 Jon Bryant, 2000
- 74 Trévon Hughes, 2010
8. 73 Trent Jackson, 1989
9. 70 Kirk Penney, 2001
10. 68 Kammron Taylor, 2007
- 68 Jason Bohannon, 2010

Big Ten: 53, Tracy Webster, 1992

3-POINT FIELD GOAL ATTEMPTS

1. 208 Sean Mason, 1999
2. 204 Michael Finley, 1995
3. 201 Devin Harris, 2004
4. 200 Jon Bryant, 2000
5. 185 Trévon Hughes, 2010
6. 182 Michael Finley, 1994
7. 177 Kammron Taylor, 2007
8. 175 Jason Bohannon, 2009
- 175 Jason Bohannon, 2010
- 175 Jordan Taylor, 2011**

Big Ten: 126, Michael Finley, 1993

3-POINT FIELD GOAL PERCENTAGE

(min. 60 attempts)

1. .490 Tracy Webster (75-153), 1992
2. .486 Tim Locum (54-111), 1989
3. .485 Tim Locum (65-134), 1991
4. .475 Mike Heineman (29-61), 1987
5. .469 Tim Locum (67-143), 1990
6. .458 Brian Good (38-83), 1992
- .458 Andy Kilbride (49-107), 1993
8. .457 Keaton Nankivil (59-129), 2011
9. .455 Clayton Hanson (55-121), 2005
10. .451 Trent Jackson (74-164), 1988

Big Ten: .500, Tracy Webster (53-106), 1992

FREE THROWS

1. 171 Devin Harris, 2004
2. 168 Clarence Sherrod, 1970
3. 164 Alando Tucker, 2007
- 4. 154 Jordan Taylor, 2011**
5. 152 Claude Gregory, 1981
6. 149 Danny Jones, 1989
7. 148 Clarence Sherrod, 1970
8. 145 Dick Miller, 1956
9. 140 Joe Franklin, 1968
- 140 Claude Gregory, 1980
- 140 Michael Finley, 1995

Big Ten: 115, Clarence Sherrod, 1970

FREE THROW ATTEMPTS

1. 249 Alando Tucker, 2007
2. 233 Alando Tucker, 2006
3. 216 Devin Harris, 2004
4. 210 Joe Franklin, 1968
5. 202 Clarence Sherrod, 1970
- 202 Claude Gregory, 1981
7. 200 Clarence Sherrod, 1971
8. 199 Danny Jones, 1989
9. 192 James Johnson, 1969
10. 189 Claude Gregory, 1980

Big Ten: 146, Joe Franklin, 1968

FREE THROW PERCENTAGE*(min. 50 made)*

1. .905 Brian Good (57-63), 1990
 2. .894 Rick Olson (59-66), 1984
 3. .890 Rick Olson (72-82), 1985
 4. .888 Wes Matthews (127-143), 1980
 5. .882 Rick Olson (97-110), 1986
 6. .873 Jason Bohannon (62-71), 2010
 7. .867 Jason Bohannon (72-83), 2008
 8. .864 Tim Locum (51-59), 1991
 9. .846 Joe Krabbenhoft (66-78), 2009
 10. .843 Jon Leuer (113-134), 2011
- Big Ten (min. 40 made): .957, Jason Bohannon (45-47), 2008*

CONSECUTIVE FREE THROWS MADE

1. 39 Jason Bohannon, 2008
2. 35 Wes Matthews, 1980
3. 30 Rick Olson, 1984
4. 28 Brad Sellers, 1983
- 28 Tracy Webster, 1993
6. 27 Dick Miller, 1956
7. 26 Clarence Sherrod, 1970
- 26 Jon Leuer, 2011
9. 25 Roy Boone, 2001
10. 24 Brian Good, 1992

ASSISTS

1. 179 Tracy Webster, 1993
2. 171 Tracy Webster, 1994
- 3. 161 Jordan Taylor, 2011**
4. 151 Tracy Webster, 1992
5. 141 Devin Harris, 2004
6. 137 Mike Heineman, 1987
7. 126 Travon Davis, 2002
- 126 Jordan Taylor, 2012**
9. 118 Wes Matthews, 1980
- 118 Mark Vershaw, 2000
- 118 Jordan Taylor, 2010**

*Big Ten: 114, Tracy Webster, 1993***ASSIST-TO-TURNOVER RATIO***(min. 50 assists and at least 2-to-1 ratio)*

1. 4.30 Mike Kelley, 1999
- 2. 3.83 Jordan Taylor, 2011**
3. 3.26 Mike Kelley, 2000
- 4. 3.03 Jordan Taylor, 2010**
- 2.63 Jordan Taylor, 2012
- 5. 2.50 Josh Gasser, 2011**
6. 2.38 Tracy Webster, 1994
7. 2.36 Mike Heineman, 1985
8. 2.33 Mike Heineman, 1986
9. 2.32 Sharif Chambliss, 2005
10. 2.24 Tracy Webster, 1993

*Big Ten: 6.25, Mike Kelley, 1999***STEALS**

1. 95 Mike Kelley, 2000
2. 69 Tracy Webster, 1994
3. 66 Tracy Webster, 1993
4. 65 Devin Harris, 2003
5. 63 Ty Calderwood, 1997

6. 62 Mike Kelley, 1999
- 62 Trevon Hughes, 2008
8. 60 Mike Kelley, 2001
9. 59 Trent Jackson, 1988
- 59 Michael Flowers, 2008

*Big Ten: 46, Tracy Webster, 1993***BLOCKED SHOTS**

1. 68 Brad Sellers, 1983
2. 66 Rashard Griffith, 1994
3. 58 Rashard Griffith, 1995
4. 52 Brad Sellers, 1982
- 5. 51 Jared Berggren, 2012**
6. 45 J.J. Weber, 1987
7. 42 Sam Okey, 1996
- 42 Keaton Nankivil, 2011
9. 41 Louis Ely, 1992
- 41 Mike Wilkinson, 2004

*Big Ten: 44, Rashard Griffith, 1995***GAMES PLAYED**

1. 36 18 players
- MR: 36 Brian Butch, 2008
- 36 Michael Flowers, 2008
- 36 Marcus Landry, 2008
- 36 Joe Krabbenhoft, 2008
- 36 Jason Bohannon, 2008

GAMES STARTED

1. 36 Seven players
- MR: 36 Brian Butch, 2008
- 36 Joe Krabbenhoft, 2008
- 36 Marcus Landry, 2008

MINUTES PLAYED

- 1. 1,241 Jordan Taylor, 2011**
2. 1,214 Jason Bohannon, 2010
3. 1,182 Kammron Taylor, 2007
4. 1,181 Alando Tucker, 2007
5. 1,162 Devin Harris, 2004
6. 1,139 Michael Flowers, 2008
- 1,139 Jon Leuer, 2011
8. 1,122 Mark Vershaw, 2000
9. 1,119 Kirk Penney, 2003
10. 1,118 Joe Krabbenhoft, 2008

*Big Ten: 693, Trent Jackson, 1989***MINUTES PER GAME**

1. 37.3 Cory Blackwell, 1984
2. 37.0 Michael Finley, 1995
3. 36.9 Trent Jackson, 1988
4. 36.8 Jason Bohannon, 2010
5. 36.6 Trent Jackson, 1989
- 36.6 Claude Gregory, 1981
7. 36.5 Wes Matthews, 1979
- 36.5 Jordan Taylor, 2011**
9. 36.4 Patrick Tompkins, 1991
10. 36.3 Devin Harris, 2004

Big Ten: 38.5, Cory Blackwell, 1984 and Trent Jackson, 1989

Single Game

POINTS

1. 42 Ken Barnes vs. Indiana, 3/8/65
- 42 Michael Finley at E. Michigan, 12/10/94
3. 39 Rick Olson vs. Michigan, 1/14/84
- 39 Jordan Taylor at Indiana, 3/3/11**
5. 38 Joe Franklin vs. Michigan State, 1/16/68
- 38 Dale Koehler vs. Iowa, 2/1/75
- 38 Devin Harris vs. Minnesota, 2/4/04
- 38 Alando Tucker vs. E. Kentucky, 11/19/05
9. 37 Chuck Nagle vs. Michigan, 3/4/67
10. 36 Dale Koehler vs. Michigan, 2/2/76
- 36 Tracy Webster vs. SE Missouri St., 11/25/91
- 36 Michael Finley vs. Missouri, 3/19/94

POINTS IN A HALF

1. 33 Michael Finley (2nd) at E. Michigan, 12/10/94
2. 28 Dale Koehler (2nd) at Michigan, 2/2/76
3. 27 Marty Gharrity (2nd) vs. Loyola-Chi, 12/12/59
- 27 Kirk Penney (2nd) at Minnesota, 2/16/02
5. 25 Michael Finley (1st) vs. Michigan St., 2/2/94
6. 24 Tracy Webster (2nd) vs. SE Missouri St., 11/25/91
- 24 Devin Harris (2nd) vs. Minnesota, 2/4/04
8. 23 Ken Barnes (1st) vs. Indiana, 3/8/65
- 23 Joe Franklin (2nd) vs. Illinois, 3/11/67
- 23 Clarence Sherrod (2nd) at Iowa, 2/10/70
- 23 Rick Olson (1st) vs. Michigan, 1/14/83

REBOUNDS

1. 30 Paul Morrow vs. Purdue, 1/3/53
2. 27 Joe Franklin vs. Purdue, 3/2/68
3. 26 Mark Zubor vs. Gonzaga, 12/17/63
4. 25 Joe Chernelich vs. St. Mary's, 12/2/76
5. 23 Curt Mueller vs. Northwestern, 3/3/56
- 23 Jack Brens vs. St. John's, 1/26/63
- 23 Ken Barnes vs. Indiana, 3/8/65
- 23 Joe Franklin at Illinois, 12/19/66
9. 22 Jack Brens vs. Illinois, 2/11/63
- 22 Kerry Hughes vs. Iowa, 2/9/74

FIELD GOALS

1. 17 Rick Olson vs. San Francisco St., 12/2/85
- 17 Michael Finley at E. Michigan, 12/10/94
3. 16 Bob Litzow vs. Indiana, 2/10/58
4. 15 Nine players tied

FIELD GOAL ATTEMPTS

1. 37 Don Reffeldt vs. Iowa, 2/28/49
2. 32 Don Reffeldt vs. Iowa, 2/18/50
- 32 Bob Litzow vs. Indiana, 2/10/58
4. 31 Don Reffeldt at UCLA, 12/23/48
- 31 Michael Finley at E. Michigan, 12/10/94
6. 30 Bob Litzow at Ohio State, 1/14/56

FIELD GOAL PERCENTAGE

(min. 10 attempts)

1. .923 Al Henry (12-13) vs. Minnesota, 1/13/70
2. .909 Scott Roth (10-11) at New Mexico, 12/29/84
- .909 Larry Hisle (10-11) vs. Texas-Arl., 12/22/90
4. .900 Larry Petty (9-10) vs. Illinois, 1/18/79
- .900 Trent Jackson (9-10) vs. Northwestern, 1/30/88
- .900 Willie Simms (9-10) vs. Iowa, 1/11/90
- .900 Patrick Tompkins (9-10) at Oregon, 11/24/90
- .900 Carlton McGee (9-10) vs. Michigan, 2/26/92

3-POINT FIELD GOALS

1. 7 Trent Jackson at Ohio State, 1/17/87
- 7 Tim Locum vs. Butler, 12/5/87
- 7 Tim Locum vs. Rollins, 12/15/89
- 7 Larry Hisle vs. UT-Arlington, 12/22/90
- 7 Michael Finley at Michigan, 1/29/94
- 7 Tracy Webster vs. Missouri, 3/19/94
- 7 Michael Finley at E. Michigan, 12/10/94
- 7 Jon Bryant vs. Fresno State, 3/16/00
- 7 Keaton Nankivil at Purdue, 1/28/10
- 7 Jason Bohannon vs. Indiana, 2/13/10
- 7 Jordan Taylor at Indiana, 3/3/11**
- 7 Ben Brust vs. BYU, 11/26/11**
- 7 Ben Brust vs. UNLV, 12/10/11**

3-POINT FIELD GOAL ATTEMPTS

1. 20 Devin Harris vs. Temple, 12/3/01
2. 16 Michael Finley at E. Michigan, 12/10/94
3. 13 Michael Finley at Minnesota, 2/18/93
- 13 Tracy Webster vs. Missouri, 3/19/94
5. 12 Seven times, MR:
Trevon Hughes at Minnesota, 2/18/10

3-POINT FIELD GOAL PERCENTAGE

(min. 6 attempts)

1. 1.000 Larry Hisle (7-7) vs. UT-Arl., 12/22/90
- 1.000 Ben Brust (7-7) vs. UNLV, 12/10/11**
3. .875 Keaton Nankivil (7-8) at Purdue, 1/28/10
- .875 Jordan Taylor (7-8) at Indiana, 3/3/11**
5. .833 Shelton Smith (5-6) vs. No. Ill., 12/11/86
- .833 Tim Locum (5-6) vs. Iowa, 1/17/91
- .833 Tim Locum (5-6) vs. Iowa, 1/25/88
- .833 Tracy Webster (5-6) vs. Illinois, 2/20/92
- .833 Kirk Penney (5-6) vs Marquette, 12/22/01
- .833 Kirk Penney (5-6) vs. E. Wash., 11/15/02
- .833 Jason Bohannon (5-6) vs. Ill.-Chicago, 12/27/09

FREE THROWS

1. 17 Dale Koehler vs. Loyola-Chicago, 12/6/75
2. 16 Devin Harris vs. Ohio State, 2/14/04
- 16 Jordan Taylor vs. Illinois, 1/15/11**
4. 15 Paul Morrow at Michigan, 2/21/53
- 15 Bill Pearson at Northwestern, 2/18/78
- 15 Michael Finley vs. Michigan, 2/11/95
- 15 Paul Grant vs. Iowa, 2/26/97
- 15 Alando Tucker vs. Bucknell, 3/20/05
9. 14 Four players tied

FREE THROW ATTEMPTS

- 1. 24 Paul Morrow at Michigan, 2/21/53
- 2. 23 Dale Koehler vs. Loyola-Chicago, 12/6/75
- 3. 19 Joe Franklin vs. Michigan, 1/10/67
- 19 Willie Simms vs. Minnesota, 1/7/91
- 5. 18 Alando Tucker vs. Bucknell, 3/20/05
- 18 Devin Harris vs. Ohio State, 2/14/04
- 18 Ty Calderwood at St. Bon., 12/14/96
- 18 Joe Franklin at Northwestern, 3/9/68
- 18 Jordan Taylor vs. Illinois, 1/15/11**

FREE THROW PERCENTAGE

(min. 10 attempts)

- 1. 1.000 Paul Grant (15-15) vs. Iowa, 2/26/97
- 1.000 Rick Olson (14-14) vs. Purdue, 2/13/86
- 1.000 Sean Mason (13-13) at Ohio State, 1/3/98
- 1.000 Six players tied at 12-12
- 1.000 Six players tied at 11-11
- 1.000 Seven players tied at 10-10

ASSISTS

- 1. 13 Wes Matthews vs. Army, 12/30/79
- 13 Tracy Webster vs. Michigan, 2/26/92
- 3. 12 Tracy Webster vs. Coastal Car., 12/7/92
- 12 Mike Kelley vs. Maryland, 11/29/00

- 5. 11 Dick Cable vs. California, 12/26/52
- 11 Jim Smith at Northwestern, 2/19/77
- 11 Joe Chernelich vs. Canisius, 12/3/77
- 11 Wes Matthews at Northwestern, 2/24/79
- 11 Mike Heineman vs. Northwestern, 3/9/85
- 10. 10 by several players

STEALS

- 1. 10 Michael Finley vs. Purdue, 2/13/93
- 10 Mike Kelley vs. Texas, 12/7/99
- 3. 9 Mike Heineman vs. Morgan St., 11/25/84
- 4. 8 Mike Kelley at Illinois State, 12/5/98
- 5. 6 seven players tied

BLOCKED SHOTS

- 1. 9 Brad Sellers vs. Toledo, 11/29/82
- 2. 8 Kim Hughes vs. Rollins, 12/1/73
- 3. 7 Brad Sellers vs. Minnesota, 1/21/82
- 7 Brad Sellers vs. Ball State, 12/8/82
- 5. 6 Kim Hughes vs. Illinois, 1/19/74
- 6 Louis Ely at Illinois, 1/22/92
- 6 Rashard Griffith at Texas Tech, 12/11/93
- 6 Rashard Griffith vs. Illinois, 2/4/95
- 6 Rashard Griffith at Northwestern, 2/15/95
- 10. 5 eight players tied

Triple-Doubles

POINTS, REBOUNDS & ASSISTS

Josh Gasser at Northwestern . . . (10, 12, 10) 1/23/11

Double-Doubles

POINTS & REBOUNDS (CAREER)

Player	Years	No.
Joe Franklin	1966-68	47
Kim Hughes	1972-74	39
Claude Gregory	1978-81	32
Dale Koehler	1973-76	31
Jack Brens	1962-64	27
Rashard Griffith	1994-95	24
Paul Morrow	1952-54	23
Joe Chernelich	1977-80	22

POINTS & REBOUNDS (SEASON)

Player	Season	No.
Joe Franklin	1967-68	21
Kim Hughes	1972-73	16
Joe Franklin	1966-67	16
Jack Brens	1962-63	16
Rashard Griffith	1994-95	15
Dale Koehler	1975-76	15
James Gregory	1976-77	14
Kim Hughes	1973-74	13

POINTS & STEALS (SINGLE GAME)

Michael Finley vs. Purdue (33-10) Feb. 13, 1993

POINTS & ASSISTS (SINGLE GAME)

Jordan Taylor vs. Green Bay (15-10) Dec. 7, 2011
 Josh Gasser at Northwestern (10-10) Jan. 23, 2011
 Tracy Webster at Loyola-Mrymnt (12-10) Dec. 4, 1993
 Tracy Webster vs. UW-Milwaukee (17-10) Nov. 27, 1993
 Tracy Webster vs. Northwestern (27-10) Feb. 3, 1993
 Tracy Webster vs. Detroit Mercy (22-10) Dec. 23, 1992
 Tracy Webster vs. Michigan (10-13) Feb. 26, 1992
 Tracy Webster vs. Illinois (33-10) Feb. 20, 1992
 Tracy Webster vs. Coastal Carolina (20-12) Dec. 7, 1991
 Willie Simms vs. Ohio State (14-10) Feb. 14, 1991
 Wes Matthews vs. Army (18-13) Dec. 30, 1979
 Dan Hastings vs. Michigan St. (14-10) March 3, 1979
 Wes Matthews at Northwestern (23-11) Feb. 24, 1979
 James Smith at Northwestern (10-11) Feb. 19, 1977

AVG. DOUBLE-DOUBLE FOR ENTIRE SEASON

Player	Season	Pts.	Reb.
Rashard Griffith	1994-95	17.2	10.8
James Gregory	1976-77	15.9	10.0
Dale Koehler	1975-76	19.4	10.1
Dale Koehler	1974-75	18.2	10.1
Kim Hughes	1973-74	15.3	11.1
Kim Hughes	1972-73	13.8	12.5
Glen Richgels	1970-71	12.1	10.6
Al Henry	1969-70	15.0	11.0
Joe Franklin	1967-68	22.7	13.9
Joe Franklin	1966-67	16.1	12.0
Jack Brens	1962-63	17.8	12.8
Tom Gwyn	1962-63	10.9	11.1
Paul Morrow	1951-52	12.5	13.2
Jim Clinton	1950-51	12.2	15.6
Ab Nicholas	1950-51	16.6	11.3

Freshman (season)

GAMES PLAYED

- 34 Kirk Penney, 2000
34 Josh Gasser, 2011
- 33 Jason Bohannon, 2007
33 Jordan Taylor, 2009
33 Ryan Evans, 2010
- 32 Seven times; MR:
Alando Tucker and
Boo Wade, 2003

GAMES STARTED

- 32 Sam Okey, 1996
32 Devin Harris, 2002
3. 30 Josh Gasser, 2011
- 29 Mike Kelley, 1998
- 28 Rick Olson, 1983
28 Michael Finley, 1992

MINUTES PLAYED

- 1,094 Devin Harris, 2002
- 1,024 Sam Okey, 1996
- 1,016 Alando Tucker, 2003
- 979 Rick Olson, 1983
- 964 Brad Sellers, 1982

POINTS

- 429 James Gregory, 1977
- 423 Sam Okey, 1996
- 394 Devin Harris, 2002
- 385 Alando Tucker, 2003
- 381 Michael Finley, 1992

SCORING AVERAGE

- 15.9 James Gregory, 1977
- 14.5 Wes Matthews, 1978
- 14.0 Brad Sellers, 1982
- 13.9 Rashard Griffith, 1994
- 13.5 Cory Blackwell, 1982

FIELD GOALS

- 167 Brad Sellers, 1982
- 166 James Gregory, 1977
- 151 Sam Okey, 1996
- 147 Cory Blackwell, 1982
- 139 Alando Tucker, 2003

FIELD GOAL ATTEMPTS

- 403 James Gregory, 1977
- 351 Brad Sellers, 1982
- 343 Sam Okey, 1996
- 330 Cory Blackwell, 1982
- 326 Rick Olson, 1983

FIELD GOAL PERCENTAGE

(min. 100 attempts)

- .570 Al Rudd (81-142), 1976
- .558 Danny Jones (101-181), 1987
- .538 Rashard Griffith (127-236), 1994
- .537 Joe Chrnlich (122-227), '77
- .533 Alando Tucker (139-261), '03

3-POINT FIELD GOALS

- 59 Devin Harris, 2002
- 49 Jeremy Hall, 1996
- 41 Tim Locum, 1988
- 35 Hennssy Auriantal, 1996
- 28 Duany Duany, 1997

3-POINT FIELD GOAL ATTEMPTS

- 161 Devin Harris, 2002
- 132 Jeremy Hall, 1996
- 93 Tim Locum, 1988
- 88 Hennssy Auriantal, 1996
- 86 Duany Duany, 1997

3-POINT FIELD GOAL PCT.

(min. 60 attempts)

- .441 Tim Locum (41-93), 1988
- .398 Hennssy Auriantal (35-88), 1996
- .371 Jeremy Hall (49-132), 1996
- .366 Devin Harris (59-161), 2002
- .365 Jason Bohannon (27-74), 2007

FREE THROWS

- 101 Devin Harris, 2002
- 100 Sam Okey, 1996
- 97 James Gregory, 1977
- 95 Michael Finley, 1992
- 94 Rashard Griffith, 1994

FREE THROW ATTEMPTS

- 162 Rashard Griffith, 1994
- 142 Sam Okey, 1996
- 139 James Gregory, 1977
- 130 Devin Harris, 2002
130 Alando Tucker, 2003

FREE THROW PERCENTAGE

(min. 50 made)

- .777 Devin Harris (101-130), 2002
- .756 Mike Wilkinson (93-123), 2002
- .742 Michael Finley (95-128), 1992
- .707 Claude Gregory (70-99), 1978
- .704 Sam Okey (100-142), 1996

REBOUNDS

- 270 James Gregory, 1977
- 254 Brad Sellers, 1982
- 238 Joe Chrnlich, 1977
- 218 Sam Okey, 1996
- 212 Rashard Griffith, 1994

REBOUNDING AVERAGE

- 10.0 James Gregory, 1977
- 9.4 Brad Sellers, 1982
- 8.8 Joe Chrnlich, 1977
- 8.5 Rashard Griffith, 1994
- 6.8 Sam Okey, 1996

ASSISTS

- 100 Sam Okey, 1996
- 93 Arnold Gaines, 1977
93 Carl Golston, 1982
- 85 Michael Finley, 1992
- 83 Rick Olson, 1983

BLOCKED SHOTS

- 66 Rashard Griffith, 1994
- 52 Brad Sellers, 1982
- 42 Sam Okey, 1996
- 24 Michael Finley, 1992
- 21 Claude Gregory, 1978

STEALS

- 58 Mike Kelley, 1998
- 43 Hennssy Auriantal, 1996
43 Devin Harris, 2002
- 40 Mike Wilkinson, 2002
- 35 Sam Okey, 1996

Freshmen Debuts

(Top freshmen performances in the first game of the season; non-starters in italics)

MOST POINTS

Pts.	Player	Opponent	Date
27	Rashard Griffith	UW-Milwaukee	11/27/93
21	<i>Josh Gasser</i>	<i>Prairie View A&M</i>	<i>11/14/10</i>
20	Devin Harris	UNLV	11/17/01
16	Brian Colbert	Ohio University	11/30/74
16	Cory Blackwell	Illinois-Chicago	12/4/81
15	Carl Golston	Illinois-Chicago	12/4/81
15	<i>Michael Finley</i>	<i>Loyola-Chicago</i>	<i>11/23/91</i>

MOST REBOUNDS

Reb.	Player	Opponent	Date
15	Larry Petty	UW-Milwaukee	12/1/77
12	Rashard Griffith	Wright State	11/27/93
11	<i>Al Rudd</i>	<i>DePauw</i>	<i>11/29/75</i>
10	James Gregory	at Kentucky	11/27/76
9	<i>Robert Barnes</i>	<i>vs. Morgan State</i>	<i>11/25/84</i>
9	<i>Otto McDuffie</i>	<i>at Loyola-Chicago</i>	<i>12/1/92</i>
9	<i>Josh Gasser</i>	<i>Prairie View A&M</i>	<i>11/14/10</i>

MOST ASSISTS

Ast.	Player	Opponent	Date
8	Brian Colbert	Ohio University	11/30/74
6	Rick Olson	Washington State	11/27/82
6	Rashard Griffith	Wright State	11/27/93
5	Carl Golston	Illinois-Chicago	12/4/81
4	James Smith III	DePauw	11/29/75
4	<i>James Smith</i>	<i>UW-Milwaukee</i>	<i>11/24/78</i>

FRESHMEN STARTERS IN SEASON OPENERS

(From 1972-73 through 2010-11; total of 19 starters)

Date	Player	Opponent	Min.	Pts.	Reb.	Asst.
Nov. 17, 2001	Devin Harris	UNLV	35	20	1	2
Nov. 14, 1997	Mike Kelley	Marquette	31	1	6	3
Nov. 20, 1995	Sam Okey	Villanova*	36	12	6	3
Nov. 27, 1993	Rashard Griffith	Wright State	32	27	12	6
Nov. 23, 1991	Michael Finley	Loyola (Ill.)	21	15	0	3
Nov. 24, 1990	Carlton McGee	at Oregon	15	2	1	3
Nov. 28, 1986	Kurt Portmann	Nebraska-Omaha	NA	5	2	2
Nov. 22, 1985	Darin Schubring	at South Carolina	19	0	4	1
Nov. 27, 1982	Rick Olson	Washington State	39	14	1	6
Dec. 4, 1981	Brad Sellers	Illinois-Chicago	31	10	7	1
	Cory Blackwell		37	16	4	3
	Carl Golston		40	15	3	5
Dec. 1, 1977	Wes Matthews	UW-Milwaukee	25	6	6	1
	Larry Petty		28	6	15	0
Nov. 27, 1976	James Gregory	at Kentucky	28	7	10	0
	Joe Chernelich		21	12	5	1
	Arnold Gaines		36	7	3	2
Nov. 29, 1975	James Smith III	DePauw	17	8	0	4
Nov. 30, 1974	Brian Colbert	Ohio University	40	16	3	8

*Maui Invitational

Opponent Records

Individual

POINTS

- 50 Terry Dischinger (Purdue), 1/27/62
- 47 Bill Bradley (Princeton), 12/21/63
- 47 Lynn Greer (Temple), 12/3/01

FIELD GOALS

- 18 Bill Bradley (Princeton), 12/21/63
- 18 Scott Skiles (Michigan St.), 1/30/86
- 18 Lynn Greer (Temple), 12/3/01

FIELD GOAL ATTEMPTS

- 42 Pete Maravich (LSU), 12/15/67
- 42 Oliver Shannon (Minn.), 3/6/71

FIELD GOAL PCT. (min. 10 att.)

- 1.000 (10-10), Alan Anderson (Michigan State), 2/24/05

3-POINT FIELD GOALS

- 8 Shawn Respert (Mich. St.), 3/11/95

3-POINT FIELD GOAL ATTEMPTS

- 17 Shawn Respert (Mich. St.), 3/11/95

3-POINT FG PCT. (min. 6 att.)

- 1.000 (6-6), Doug Altenberger (Illinois), 2/7/87
- 1.000 (7-7), Glen Rice (Michigan), 2/25/89

FREE THROWS

- 17 Dennis Hopson (OSU), 2/12/87
- 17 Geno Carlisle (NW), 2/21/96
- 17 Demetri McCamey (ILL), 1/15/11

FREE THROW ATTEMPTS

- 22 Dennis Hopson (OSU), 2/12/87

FREE THROW PCT. (min. 10 att.)

- 1.000, many times (MR: 14-14, Glenn Robinson (Purdue), 2/13/93

REBOUNDS

- 30 Chuck Darling (Iowa), 3/3/52

ASSISTS

- 16 Ariel McDonald (Minn.), 1/12/94

BLOCKED SHOTS

- 9 Acie Earl (Iowa), 1/29/92

STEALS

- 8 Darryl Mitchell (Minnesota), 1/8/81
- 8 Brent Carmichael (Northern Iowa), 12/1/82
- 8 Brett Etherington (Butler), 12/15/90

MINUTES PLAYED

- 55 Terry Donnelly (Mich. St.), 1/29/77
- 55 Steve Alford (Indiana), 2/16/87

Team

POINTS

- 120 Michigan (102), 2/12/66

POINTS IN A HALF

- 63 Kentucky, 2nd, 12/20/63

FIELD GOALS

- 49 Michigan, 2/12/66

FIELD GOAL ATTEMPTS

- 108 Minnesota, 3/6/71

FIELD GOAL PERCENTAGE

- .702 (33-47), Indiana, 2/24/01

FG PERCENTAGE IN A HALF

- .818 (18-22), 2nd, Michigan St., 2/24/68

3-POINT FIELD GOALS

- 15 Winthrop, 12/4/06

3-POINT FIELD GOAL ATTEMPTS

- 33 Illinois, 1/25/97

3-POINT FG PCT. (min 8 att.)

- .933 (14-15), Ohio State, 3/6/11

FREE THROWS

- 40 Iowa, 1/21/95

FREE THROW ATTEMPTS

- 52 Iowa, 1/21/95

FREE THROW PCT. (min. 12 att.)

- 1.000, many (Best: 25-25, Purdue, 2/7/76)

REBOUNDS

- 83 Michigan State, 3/2/59

ASSISTS

- 33 UCLA, 11/25/72

FEWEST TURNOVERS

- 3 Purdue, 1/12/12

BLOCKED SHOTS

- 13 Georgia, 12/28/74

STEALS

- 20 Indiana, 1/31/76

MOST POINTS / INDIVIDUAL

- 50 Terry Dischinger (Purdue), 1/27/62
- 47 Bill Bradley (Princeton), 12/21/63
- 47 Lynn Greer (Temple), 12/3/01
- 44 Jimmy Rayl (Indiana), 2/12/62
- 44 Henry Wilmore (Michigan), 1/9/71
- 44 Tony Smith (Marquette), 2/19/90
- 42 Pete Maravich (LSU), 12/15/67
- 42 Oliver Shannon (Minnesota), 3/6/71
- 42 Glenn Robinson (Purdue), 2/13/93
- 41 Scott May (Indiana), 2/26/76
- 40 Gary Bradds (Ohio State), 2/15/64
- 40 Rick Mount (Purdue), 1/9/68

MOST POINTS / TEAM

- 120 at Michigan (102), 2/12/66
- 119 at Iowa (100), 2/10/70
- 114 at Indiana (61), 1/31/76
- 111 at Minnesota (92), 2/1/64
- 109 vs. Minnesota (78), 2/12/94
- 109 vs. Missouri (96), 3/19/94
- 108 at Kentucky (85), 12/20/63
- 108 at Indiana (82), 2/24/64
- 107 at Purdue (80), 2/16/74
- 107 at Michigan (86), 2/2/76

Kohl Center Records (Wisconsin games)

Wisconsin Highs

POINTS

- 99 vs. Prairie View A&M, 11/14/10
 98 vs. Gardner-Webb, 12/27/06
 94 vs. Ohio State, 2/6/02
 92 vs. Coastal Carolina, 11/26/05
 vs. Southern, 11/19/06
Big Ten: 94 vs. Ohio State, 2/6/02

FIELD GOALS MADE

- 35 vs. Gardner-Webb, 12/27/06
 vs. SIU-Edwardsville, 11/18/08
 34 vs. New Hampshire, 12/11/02
 vs. Penn State, 2/1/03
 vs. Milwaukee, 12/13/03
 vs. Western Carolina, 12/27/04
 vs. Prairie View A&M, 11/14/10
Big Ten: 34 vs. Penn State, 2/1/03

FIELD GOAL ATTEMPTS

- 76 vs. Western Carolina, 12/27/04
 72 vs. North Dakota State, 1/21/06
 70 vs. Rhode Island, 12/3/99
 69 **vs. Iowa, 12/31/11**
 68 vs. Prairie View A&M, 11/14/10
Big Ten: 69 vs. Iowa, 12/31/11

FIELD GOAL PERCENTAGE

- .623 (33-53) vs. Southern, 11/19/06
 .620 (31-50) vs. North Dakota, 11/16/10
 .608 (31-51) vs. Cal Poly, 12/16/09
 .607 (34-56) vs. Penn State, 2/1/03
 .600 (27-48) vs. Grambling St., 12/05/09
Big Ten: .607 vs. Penn State, 2/1/03

3-POINT FIELD GOALS

- 17 vs. Coppin State, 12/23/10
 15 **vs. Kennesaw State, 11/12/11**
 13 vs. Michigan, 2/27/02
 vs. Penn State, 1/25/06
 vs. Florida A&M, 11/16/07
 vs. Cal Poly, 12/16/09
 vs. Prairie View A&M, 1/14/10
vs. UMKC, 11/22/11
*Big Ten: 13 vs. Michigan, 2/27/02 and
 Penn State, 1/25/06*

3-POINT FIELD GOAL ATTEMPTS

- 40 vs. Temple, 12/3/01
 38 vs. Coppin State, 12/23/10
 34 vs. Penn State, 1/25/06

- 33 vs. Penn State, 1/24/10
 31 vs. Prairie View A&M, 11/14/10
 vs. South Dakota, 12/4/10
Big Ten: 34 vs. Penn State, 1/25/06

3-PT. FG PCT. (min. 5 att.)

- .706 (12-17) vs. Michigan, 2/16/00
 .684 (13-19) vs. Michigan, 2/27/02
 .647 (11-17) vs. Michigan State, 2/6/11
 .611 (11-18) vs. Purdue, 1/27/09
 .600 (12-20) vs. Texas South., 12/21/02
 (12-20) vs. Gard.-Webb 12/27/06
(15-25) vs. Kenn. St., 11/12/11
Big Ten: .706 (12-17) vs. Michigan, 2/16/00

FREE THROWS MADE

- 36 vs. Ohio State, 2/6/02
 34 vs. Eastern Illinois, 11/25/03
 vs. Illinois, 1/15/11
 32 vs. Ohio State, 2/14/04
 31 vs. Pittsburgh, 2/16/06
vs. Miss. Valley St., 12/23/11
Big Ten: 36 vs. Ohio State, 2/6/02

FREE THROW ATTEMPTS

- 46 vs. Ohio State, 2/6/02
 44 vs. Pittsburgh, 12/16/06
vs. Miss. Valley St., 12/23/11
 42 vs. Marquette, 12/23/99
 41 vs. Eastern Illinois, 11/25/03
 vs. Illinois, 1/15/11
Big Ten: 46 vs. Ohio State, 2/6/02

FREE THROW PCT. (min. 10 att.)

- .962 (25-26) vs. Michigan State (2/6/11)
 .944 (17-18) vs. Minnesota (12/28/10)
 .941 (16-17) vs. Indiana (1/20/11)
 .929 (13-14) vs. Illinois, 1/8/00
 .909 (30-33) vs. Purdue, 2/9/08
*Big Ten: .962 (25-26) vs. Michigan St.
 (2/6/11)*

OFFENSIVE REBOUNDS

- 24 vs. Prairie View A&M, 11/14/10
 22 vs. UNC-Greensboro, 12/23/04
 vs. North Dakota State, 1/21/06
 21 vs. Winthrop, 12/4/06
 20 vs. Florida A&M, 11/16/07
Big Ten: 19 vs. Purdue, 2/9/08

TOTAL REBOUNDS

- 53 vs. Western Carolina, 12/27/04
 52 vs. Rhode Island, 12/3/99
 51 vs. Savannah State, 11/15/07
 vs. Prairie View A&M, 11/14/10
 50 vs. UNC-Greensboro, 12/23/04
Big Ten: 43 vs. Purdue, 2/9/08

PERSONAL FOULS

- 5 vs. Northwestern, 2/3/07
 6 vs. Penn State, 2/17/07
 7 vs. Penn State, 3/5/08
 vs. South Dakota, 12/4/10
vs. Nebraska, 1/15/12
Big Ten: 5 vs. Northwestern, 2/3/07

ASSISTS

- 24 vs. Florida A&M, 11/16/07
 23 vs. Coastal Carolina, 11/26/05
vs. Kennesaw State, 11/12/11
 22 vs. Milwaukee, 12/23/03
 vs. UNC-Greensboro, 12/23/04
 vs. Cal Poly, 12/16/09
 vs. Prairie View A&M, 11/14/10
*Big Ten: 21 vs. Minnesota, 1/22/00 and
 Indiana, 1/6/04*

TURNOVERS

- 1 vs. Michigan State, 2/28/08
 2 vs. Minnesota, 12/28/10
 4 vs. Penn State, 1/3/09
 5 13 times, **MR: vs. Nebraska,
 1/15/12**
Big Ten: 1 vs. Michigan State, 2/28/08

BLOCKS

- 11 vs. IPFW, 11/15/09
 9 vs. Savannah State, 11/15/07
 vs. Penn State, 1/24/10
 vs. Minnesota, 12/28/10
 8 5 times, **MR: vs. Indiana, 1/26/12**
*Big Ten: 9 vs. Penn State, 1/24/10
 and vs. Minnesota, 12/28/10*

STEALS

- 16 vs. New Hampshire, 12/11/02
 15 vs. Minnesota, 1/22/00
 14 vs. IPFW, 11/11/07
 13 vs. Northwestern, 2/10/99
 vs. Texas, 12/7/99
Big Ten: 15 vs. Minnesota, 1/22/00

Wisconsin Lows

POINTS

- 39 vs. Michigan, 2/27/99
 44 vs. Michigan State, 2/12/00
 vs. Butler, 1/30/01
 47 vs. Illinois, 2/7/98
 vs. Michigan State, 2/21/98
 vs. Michigan State, 2/27/01

Big Ten: 39 vs. Michigan, 2/27/99

FIELD GOALS MADE

- 12 vs. Michigan State, 2/21/98
vs. Minnesota, 2/28/12
 13 vs. Pepperdine, 12/12/98
 14 vs. Milwaukee, 12/16/00
 vs. Michigan State, 3/3/07

Big Ten: 12 vs. Michigan State, 2/21/98

vs. Minnesota, 2/28/12

FIELD GOAL ATTEMPTS

- 35 vs. Milwaukee, 12/16/00
 vs. Northwestern, 1/19/08
 38 vs. Ball State, 11/20/99
 vs. Xavier, 12/2/00
 vs. Butler, 1/30/01

Big Ten: 35 vs. Northwestern, 1/19/08

FIELD GOAL PERCENTAGE

- .222 vs. North Dakota State, 1/21/06
 .302 vs. Ohio State, 2/25/98
 vs. Pepperdine, 12/12/98
.308 vs. Minnesota, 2/28/12
.313 vs. Nebraska, 1/15/12

Big Ten: .302 vs. Ohio State, 2/25/98

3-POINT FIELD GOALS

- 1 vs. Illinois, 2/7/98
 vs. Marquette, 12/20/03
 2 6 times, MR: **vs. Nebraska,**
1/15/12

Big Ten: 1 vs. Illinois, 2/7/98

3-POINT FIELD GOAL ATTEMPTS

- 6 vs. Michigan, 1/24/07
 7 vs. Milwaukee, 12/16/00
 vs. Penn State, 1/26/02
 8 vs. Ball State, 11/20/99
 vs. Delaware State, 11/21/06
 vs. Milwaukee, 12/13/06
vs. Savannah St., 12/15/11

Big Ten: 6 vs. Michigan, 1/24/07

3-PT. FG PCT. (min. 5 att.)

- .063 (1-16) vs. Illinois, 2/7/98
 .083 (1-12) vs. Marquette, 12/20/03
.107 (3-28) vs. Iowa, 12/31/11
.111 (2-18) vs. Nebraska, 1/15/12

- .133 (2-15) vs. Pepperdine, 12/12/98
 (2-15) vs. Milwaukee, 12/15/05

Big Ten: .063 (1-16) vs. Illinois, 2/7/98

FREE THROWS MADE

- 2 vs. Green Bay, 12/8/99
 vs. Coppin State, 12/20/08
 vs. Michigan State, 2/2/10
 3 vs. Iowa, 1/5/06
vs. Ohio State, 2/4/12

Big Ten: 2 vs. Michigan State, 2/2/10

FREE THROW ATTEMPTS

- 2 vs. Coppin State, 12/20/08
 3 **vs. Ohio State, 2/4/12**
 4 vs. Michigan State, 2/2/10
vs. Wofford, 11/19/11
 6 vs. Michigan, 2/27/99
 vs. Iowa, 3/3/10

Big Ten: 3 vs. Ohio State, 2/4/12

FREE THROW PCT. (min. 10 att.)

- .286 (4-14) vs. Colgate, 11/16/11**
 .333 (4-12) vs. No. Illinois, 12/2/98
 .375 (6-16) vs. Butler, 1/30/01
 .400 (4-10) vs. Michigan State, 2/12/00
 .412 (7-17) vs. South Florida, 12/30/00
Big Ten: .400 (4-10) vs. Mich. St., 2/12/00

OFFENSIVE REBOUNDS

- 1 vs. Iowa, 1/29/00
 vs. Indiana, 1/4/01
 3 vs. Iowa, 1/16/01
 4 10 times, MR: vs. Mich. St., 2/6/11
Big Ten: 1 vs. Iowa, 1/29/00 and
vs. Indiana, 1/4/01

TOTAL REBOUNDS

- 21 vs. Iowa, 1/29/00
 vs. Iowa, 1/22/03
 22 vs. Green Bay, 12/8/99
 vs. Michigan State, 1/27/01
 23 vs. Michigan State, 2/12/00
Big Ten: 21 vs. Iowa, 1/29/00 and
vs. Iowa, 1/22/03

PERSONAL FOULS

- 25 vs. Iowa, 2/3/98
 vs. Xavier, 12/2/00
 vs. Ohio State, 2/6/02
 vs. Indiana, 2/8/06
 24 vs. Indiana, 1/25/98
 vs. Illinois, 1/15/11

Big Ten: 25, 3 times, MR: vs. Iowa, 2/3/98

ASSISTS

- 4 vs. North Dakota State, 1/21/06
 5 vs. Illinois, 2/7/98
 vs. Iowa, 2/9/05
 vs. Michigan State, 3/3/07
vs. Michigan State, 1/3/12
vs. Nebraska, 1/15/12

Big Ten: 5, 4 times, MR: vs. Nebraska,
1/15/12

TURNOVERS

- 20 vs. Xavier, 12/2/00
 vs. Valparaiso, 12/22/07
 18 vs. Florida State, 11/28/06
 vs. Marquette, 12/8/07
 vs. Purdue, 2/9/08
 vs. Minnesota, 1/15/09

Big Ten: 18 vs. Purdue, 2/9/08 and
vs. Minnesota, 1/15/09

BLOCKS

- 0 13 times, MR: **vs. UNLV,**
12/10/11

Big Ten: 0, 7 times, MR: vs. NW, 2/27/11

STEALS

- 1 10 times, MR: **vs. Penn St.,**
2/19/12
Big Ten: 1, 5 times, MR: vs. Penn State
2/19/12

Opponent Highs

POINTS

92	vs. Ohio State, 2/6/02
90	vs. Wake Forest, 12/4/02
81	vs. Marquette, 12/8/07
79	vs. Iowa, 2/3/98
78	vs. Ohio State, 1/2/99 vs. Minnesota, 1/15/09

Big Ten: 92 vs. Ohio State, 2/6/02

FIELD GOALS MADE

33	Wake Forest, 12/4/02
32	Ohio State, 2/6/02 UNLV, 12/2/02
30	Minnesota, 2/26/06 Marquette, 12/8/07

Big Ten: 32 vs. Ohio State, 2/6/02

FIELD GOAL ATTEMPTS

71	vs. UNLV, 12/7/02
70	vs. Milwaukee, 11/23/02
64	8 times, MR: vs. Illinois, 2/5/09 <i>Big Ten: 64, 5 times, MR: Illinois, 2/5/09</i>

FIELD GOAL PERCENTAGE

.595	vs. Purdue, 1/27/09
.574	vs. Marquette, 12/23/99
.563	vs. Minnesota, 2/4/04
.558	vs. Iowa, 1/22/03
.553	vs. Ohio State, 2/14/09 <i>Big Ten: .595 vs. Purdue, 1/27/09</i>

3-POINT FIELD GOALS

15	vs. Winthrop, 12/4/06
12	vs. Milwaukee, 12/15/05 vs. Ohio State, 1/9/07
11	vs. Marquette, 12/23/99 vs. Penn State, 2/20/11 vs. Northwestern, 2/27/11 <i>Big Ten: 12 vs. Ohio State, 1/9/07</i>

3-POINT FIELD GOAL ATTEMPTS

32	vs. Milwaukee, 12/15/05
31	vs. Temple, 12/3/01
30	vs. Milwaukee, 12/16/00 vs. Northwestern, 2/18/01 vs. Louisiana Tech, 12/28/05 <i>Big Ten: 30 vs. Northwestern, 2/18/01</i>

3-PT. FG PCT. (min. 5 att.)

.600	(15-25) vs. Winthrop, 12/4/06 (6-10) vs. Illinois, 1/10/08 (3-5) vs. Indiana, 3/8/09
.583	(7-12) vs. Ohio, 2/23/02
.571	(4-7) vs. Indiana, 2/13/10 <i>Big Ten: .600 (6-10) vs. Illinois, 1/10/08 and (3-5) vs. Indiana, 3/8/09</i>

FREE THROWS MADE

30	vs. Illinois, 1/15/11
24	vs. Iowa, 2/3/98 vs. Ohio State, 2/6/02
21	vs. Minnesota, 2/28/12
20	vs. Michigan State, 2/21/98 <i>Big Ten: 30 vs. Illinois, 1/15/11</i>

FREE THROW ATTEMPTS

36	vs. Illinois, 1/15/11
34	vs. Iowa, 2/3/98
32	vs. Ohio State, 2/6/02
30	vs. Pittsburgh, 12/16/06
29	vs. Minnesota, 2/28/12 <i>Big Ten: 36 vs. Illinois, 1/15/11</i>

FREE THROW PCT. (min. 10 att.)

1.000	(13-13) vs. Michigan St., 1/10/04
.941	(16-17) vs. Michigan State, 1/6/99
.938	(15-16) vs. Texas, 12/23/08 (15-16) vs. Duke, 12/2/09
.923	(12-13) vs. Penn State, 2/1/03 <i>Big Ten: 1.000 (13-13) vs. Michigan State, 1/10/04</i>

OFFENSIVE REBOUNDS

21	vs. Marquette, 12/8/07
20	vs. Michigan, 1/22/08
17	vs. Michigan State, 2/12/00 vs. Texas, 12/23/08 vs. Illinois, 2/5/09 vs. Minnesota, 12/28/10 vs. Marquette, 12/3/11 <i>Big Ten: 20 vs. Michigan, 1/22/08</i>

TOTAL REBOUNDS

50	vs. Michigan State, 2/12/00
46	vs. North Dakota State, 1/21/06
45	vs. Illinois, 2/7/98
44	vs. Marquette, 12/3/11
43	4 times, MR: vs. Illinois, 2/5/09 <i>Big Ten: 50 vs. Michigan State, 2/12/00</i>

PERSONAL FOULS

6	vs. Iowa, 3/3/10
9	vs. Michigan, 2/27/99
11	vs. Colorado, 11/17/07 vs. Coppin State, 12/20/08
12	vs. Penn State, 2/17/07 vs. Purdue, 1/27/09 vs. Wofford, 11/19/11 <i>Big Ten: 6 vs. Iowa, 3/3/10</i>

ASSISTS

18	vs. UNLV, 12/7/02 vs. Winthrop, 12/4/06
17	vs. Illinois, 1/25/05
16	vs. Idaho State, 12/9/08 vs. Minnesota, 12/28/10 <i>Big Ten: 17 vs. Illinois, 1/25/05</i>

TURNOVERS

5	vs. Penn State, 2/19/12
6	vs. Iowa, 2/9/05 vs. Michigan State, 2/28/08 vs. Penn State, 1/3/09 vs. Northwestern, 2/21/10 vs. Northwestern, 2/27/11 <i>Big Ten: 5 vs. Penn State, 2/19/12</i>

BLOCKS

9	vs. South Florida, 12/30/00
8	vs. Michigan, 1/24/07
7	vs. Milwaukee, 2/18/98 vs. Rhode Island, 12/3/99 vs. Ohio State, 1/13/00 <i>Big Ten: 8, vs. Michigan, 1/24/07</i>

STEALS

12	vs. Florida State, 11/28/06 vs. Florida International, 12/2/06
11	vs. Pennsylvania, 11/20/04 vs. Marquette, 12/8/07 vs. Oakland, 11/18/09 <i>Big Ten: 10, 2 times, MR: vs. Illinois, 1/31/06</i>

Opponent Lows

POINTS

- 29 vs. Loyola, 11/14/98
31 vs. Kennesaw State, 11/12/11
vs. UMKC, 11/22/11
 32 vs. Savannah State, 11/15/07
 33 vs. Northwestern, 1/17/98
vs. Wofford, 11/19/11
vs. Savannah State, 12/15/11

Big Ten: 33 vs. Northwestern, 1/17/98

FIELD GOALS MADE

- 10 vs. Kennesaw State, 11/12/11**
 11 vs. Green Bay, 12/8/99
 vs. Ohio State, 1/24/01
 vs. Northwestern, 2/18/01
vs. UMKC, 11/22/11
vs. Minnesota, 2/28/12

Big Ten: 11 vs. Ohio State, 1/24/01, Northwestern, 2/18/01 and

Minnesota, 2/28/12

FIELD GOAL ATTEMPTS

- 35 vs. Green Bay, 12/8/99
 37 vs. Delaware State, 11/21/06
 vs. Indiana, 3/8/09
 38 3 times, MR: vs. Ohio St., 2/14/09
Big Ten: 37 vs. Indiana, 3/8/09

FIELD GOAL PERCENTAGE

- .208 vs. Northwestern, 2/18/01
vs. UMKC, 11/22/11
.233 vs. Kennesaw State, 11/12/11
.239 vs. Minnesota, 2/28/12
 .245 vs. Savannah State, 11/15/07
Big Ten: .239 vs. Minnesota, 2/28/12

3-POINT FIELD GOALS

- 0 vs. UNC-Greensboro, 12/23/04
vs. Savannah State, 12/15/11
 1 vs. Michigan State, 1/6/99
 vs. Texas, 12/7/99
 vs. Iowa, 1/22/03
 vs. Michigan, 2/26/03
 vs. Coppin State, 12/20/08
vs. Ohio State, 2/4/12

Big Ten: 1, 4 times, MR: vs. Ohio State, 2/4/12

3-POINT FIELD GOAL ATTEMPTS

- 3 vs. Savannah State, 12/15/11**
 5 vs. Indiana, 3/8/09
vs. Michigan State, 1/3/12
 6 vs. Minnesota, 2/4/04
vs. Iowa, 12/31/11

Big Ten: 5 vs. Indiana, 3/8/09 and vs.

Michigan State, 1/3/12

3-PT. FG PCT. (min. 5 att.)

- .000 (0-8) vs. UNC-Greens., 12/23/04
 .067 (1-15) vs. Michigan State, 1/6/99
 .071 (1-14) vs. Michigan, 2/26/03
 .100 (1-10) vs. Texas, 12/7/99
 (1-10) vs. Michigan State, 2/28/08
Big Ten: .067 (1-15) vs. Michigan St., 1/6/99

FREE THROWS MADE

- 0 vs. Northwestern, 2/9/02
 vs. UNC-Wilmington, 12/12/05
 1 vs. Indiana, 3/5/00
 vs. Northwestern, 2/3/07
 vs. Coppin State, 12/20/08

Big Ten: 1 vs. Indiana, 3/5/00 and vs. Northwestern, 2/3/07

FREE THROW ATTEMPTS

- 1 vs. UNC-Wilmington, 12/12/05
 2 vs. Northwestern, 2/3/07
 vs. Coppin State, 12/20/08
vs. Nebraska, 1/15/12
 3 vs. Penn State, 2/17/07

Big Ten: 2 vs. Northwestern, 2/3/07 and Nebraska, 1/15/12

FREE THROW PCT. (min. 10 att.)

- .273 (3-11) vs. Loyola (Chi.), 11/14/98
 .333 (4-12) vs. Rutgers, 11/29/03
 .357 (5-14) vs. Northwestern, 1/17/98
 .412 (7-17) vs. Ohio State, 2/14/04
 .417 (5-12) vs. Mercer, 11/12/06
Big Ten: .357 (5-14) vs. Northwestern, 1/17/98

OFFENSIVE REBOUNDS

- 2 vs. Michigan, 1/5/11
 3 vs. Butler, 1/30/01
 vs. Green Bay, 12/10/03
 vs. Pennsylvania, 11/20/04
 vs. Michigan State, 3/3/07
 vs. Ohio State, 2/14/09
 vs. Prairie View A&M, 11/14/10
 vs. Northwestern, 2/27/11

Big Ten: 2 vs. Michigan, 1/5/11

TOTAL REBOUNDS

- 16 vs. Delaware State, 11/21/06
 vs. Northwestern, 2/21/10
 vs. Prairie View A&M, 11/14/10
 18 vs. Winthrop, 12/4/06
 vs. Michigan State, 2/6/11

Big Ten: 16 vs. Northwestern, 2/21/10

PERSONAL FOULS

- 32 vs. Ohio State, 2/6/02
 vs. Ohio State, 2/14/04
 30 vs. Marquette, 12/23/99
 vs. Florida State, 11/28/06
 vs. Valparaiso, 12/22/07
 vs. Northwestern, 1/19/08
 vs. Illinois, 1/15/11

Big Ten: 32 vs. Ohio State, 2/6/02 and vs. Ohio State, 2/14/04

ASSISTS

- 2 vs. Temple, 12/29/99
 vs. Coppin State, 12/23/10
vs. Kennesaw State, 11/12/11
 3 vs. Rhode Island, 12/3/99
 vs. Ohio State, 1/24/01
 vs. Southern, 11/19/06
vs. UMKC, 11/22/11
vs. Minnesota, 2/28/12
vs. Illinois, 3/4/12
Big Ten: 3, vs. Ohio State, 1/24/01, vs. Minnesota, 2/28/12 vs. Illinois, 3/4/12

TURNOVERS

- 25 vs. New Hampshire, 12/11/02
 vs. Southern, 11/19/06
 24 vs. Milwaukee, 11/16/98
 vs. North Dakota State, 1/21/06
 23 5 times, MR: vs. Florida A&M, 11/16/07
Big Ten: 23 vs. Minnesota, 1/22/00

BLOCKS

- 0 many times, MR: **vs. Northwestern, 1/20/12**
Big Ten: 0, many times, MR: vs. Northwestern, 1/20/12

STEALS

- 0 vs. Southern, 11/19/06
 1 17 times,
MR: Green Bay, 12/7/11
Big Ten: 1, 11 times, MR: vs. Minnesota, 12/28/10

Kohl Center Records (overall)

POINTS

Team — 104 by Kansas vs. Oregon, 3/24/02
 Individual — 47 by Lynn Greer (Temple)
 vs. Wisconsin, 12/3/01

POINTS – BOTH TEAMS

190, Kansas (104) vs. Oregon (86), 3/24/02

POINTS IN A HALF

Team — 56 by Kansas vs. Oregon, 3/24/02
 Individual — 24 by Devin Harris vs.
 Minnesota, 2/4/04 (second half)

LARGEST UW WINNING MARGIN

58 by Wisconsin over Gardner-Webb
 (98-40), 12/27/06

FIELD GOALS MADE

Team — 40 by Kansas vs. Oregon, 3/24/02
 Individual — 18 by Lynn Greer (Temple)
 vs. Wisconsin, 12/3/01

FIELD GOAL ATTEMPTS

Team — 84 by Oregon vs. Kansas, 3/24/02
 Individual — 38 by Lynn Greer (Temple)
 vs. Wisconsin, 12/3/01

FIELD GOAL PERCENTAGE

Team — .607 (34-56) by Wisconsin vs.
 Penn State (2/1/03)
 Individual (min. 10 att.) — .900 (9-10)
 by James Peters (UNLV) vs. Wisconsin, 12/7/02

3-POINT FIELD GOALS

Team — 17 by Wisconsin vs. Coppin State (12/23/10)
 Individual — 7 (5x) by Boo Davis (UW-Milwaukee)
 vs. UW, 12/15/05; by Johwen Villegas (Florida Int.)
 vs. Wisconsin, 12/2/06; by Torrell Martin (Winthrop)
 vs. Wisconsin, 12/4/06; by Jason Bohannon
 (Wisconsin) vs. Indiana, 2/13/10; by Ben Brust
 (Wisconsin) vs. UNLV, 12/10/11

3-POINT FIELD GOAL ATTEMPTS

Team — 40 by Wisconsin vs. Temple, 12/3/01
 Individual — 20 by Devin Harris vs. Temple, 12/3/01

3-POINT FIELD GOAL PCT.

Team (min. 8 att.) — .706 (12-17) by Wisconsin vs. Michigan,
 2/16/00
 Individual (min. 6 att.) — .833 (5-6) by Kirk Penney vs.
 Marquette, 12/22/01 and vs. Eastern Michigan, 11/15/02

FREE THROWS MADE

Team — 36 by Wisconsin vs. Ohio State, 2/6/02
 Individual — 16 by Devin Harris vs. Ohio State, 2/14/04 and
 Jordan Taylor vs. Illinois, 1/15/11

FREE THROW ATTEMPTS

Team — 46 by Wisconsin vs. Ohio State, 2/6/02
 Individual — 18 by Devin Harris vs. Ohio State, 2/14/04 and
 Jordan Taylor vs. Illinois, 1/15/11

FREE THROW PERCENTAGE

Team (min. 12 att.) — 1.000 (13-13) by
 Michigan State vs. Wisconsin, 1/10/04
 Individual (min. 10 att.) — 1.000 (10-10) by Evan Eschmeyer
 (Northwestern) vs. Wisconsin, 2/10/99

REBOUNDS

Team — 63 by Kansas vs. Oregon, 3/24/02
 Individual — 20 by Drew Gooden (Kansas) vs. Oregon, 3/24/02

ASSISTS

Team — 24 by Wisconsin vs. Florida A&M, 11/16/07
 Individual — 9, four times, Devin Harris vs. Indiana, 1/6/04,
 vs. UW-Milwaukee, 12/13/03, and vs. Detroit, 12/6/03
 and Jordan Taylor vs. South Dakota, 12/4/10

BLOCKED SHOTS

Team — 11 by Wisconsin vs. IPFW, 11/15/09
 Individual — 8 by Gerrick Morris (South Florida), 12/30/00

STEALS

Team — 16 by Wisconsin vs. New Hampshire, 12/11/02
 Individual — 10 by Mike Kelley vs. Texas, 12/7/99

Yearly Statistical Leaders

SCORING

Year	Name	G	PTS	AVG
1939	Dave Dupee	20	154	7.7
1940	Gene Englund	20	199	10.0
1941	Gene Englund	23	304	13.2
1942	John Kotz	21	325	15.5
1943	John Kotz	21	308	14.7
1944	Ray Patterson	21	295	14.0
1945	Ray Patterson	21	225	10.7
1946	Bob Cook	21	289	13.8
1947	Bob Cook	22	323	14.7
1948	Bob Cook	20	235	12.4
1949	Don Rehfeldt	22	381	17.3
1950	Don Rehfeldt	22	436	19.8
1951	Ab Nicholas	22	366	16.6
1952	Ab Nicholas	22	361	16.4
1953	Paul Murrow	22	352	16.0
1954	Dick Cable	22	301	13.7
1955	Dick Cable	22	442	20.1
1956	Dick Miller	22	429	19.5
1957	Bob Litzow	22	355	16.1
1958	Bob Litzow	22	324	14.7
1959	Bob Barneson	21	259	12.3
1960	Tom Hughbanks	24	312	13.0
1961	Tom Hughbanks	23	301	13.1
1962	Ken Siebel	24	392	16.3
1963	Jack Brens	24	425	17.8
1964	Ken Gustafson	24	359	14.9
1965	Mark Zubor	22	345	15.7
1966	Ken Gustafson	24	333	13.8
1967	Chuck Nagle	24	463	19.3
1968	Joe Franklin	24	544	22.7
1969	James Johnson	24	462	19.2
1970	Clarence Sherrod	24	538	22.4
1971	Clarence Sherrod	14	570	23.8
1972	Leon Howard	23	378	16.4
1973	Leon Howard	24	431	18.0
1974	Kim Hughes	24	367	15.3
1975	Bruce McCauley	25	418	16.7
1976	Dale Koehler	26	505	19.4
1977	James Gregory	27	429	15.9
1978	Wes Matthews	14	203	14.5
1979	Wes Matthews	27	499	18.5
1980	Wes Matthews	28	549	19.6
1981	Claude Gregory	27	550	20.4
1982	Brad Sellers	27	378	14.0
1983	Cory Blackwell	28	511	18.3
1984	Cory Blackwell	28	529	18.9
1985	Scott Roth	28	513	18.3
1986	Rick Olson	28	571	20.4
1987	J.J. Weber	31	469	15.1
1988	Trent Jackson	28	546	19.5
1989	Danny Jones	30	611	20.4
1990	Danny Jones	31	548	17.7
1991	Willie Simms	29	421	14.5
1992	Tracy Webster	31	537	17.3
1993	Michael Finley	28	620	22.1
1994	Michael Finley	29	592	20.4

1995	Michael Finley	27	554	20.5
1996	Sam Okey	32	423	13.2
1997	Paul Grant	28	350	12.5
1998	Sean Mason	31	480	15.5
1999	Sean Mason	32	539	16.8
2000	Mark Vershaw	36	423	11.8
2001	Roy Boone	29	372	12.8
2002	Kirk Penney	32	482	15.1
2003	Kirk Penney	32	519	16.2
2004	Devin Harris	32	624	19.5
2005	Mike Wilkinson	34	486	14.3
2006	Alando Tucker	31	588	19.0
2007	Alando Tucker	36	716	19.9
2008	Brian Butch	36	446	12.4
2009	Marcus Landry	33	418	12.7
2010	Jon Leuer	24	369	15.4
2011	Jon Leuer	34	621	18.3

FIELD GOAL PERCENTAGE

Year	Name	FG	FGA	PCT
1947	Bob Cook	124	358	.346
1948	Don Rehfeldt	86	258	.333
1949	Don Rehfeldt	146	436	.335
1950	Don Rehfeldt	170	505	.337
1951	Ab Nicholas	130	378	.344
1952	Dick Cable	50	128	.391
1953	Charles Siefert	99	264	.375
1954	Dick Cable	116	266	.436
1955	John Parker	75	177	.424
1956	Dick Miller	142	344	.413
1957	Walter Holt	46	101	.455
1958	Walter Holt	112	225	.498
1959	Bob Barneson	93	234	.397
1960	Marty Gharrity	119	244	.488
1961	Ken Siebel	108	250	.432
1962	Ken Siebel	144	318	.453
1963	Tom Gwyn	108	221	.489
1964	Tom O'Melia	77	159	.484
1965	Mark Zubor	137	290	.472
1966	Dennis Sweeney	67	137	.489
1967	James Johnson	104	228	.456
1968	Joe Franklin	202	402	.502
1969	James Johnson	164	401	.409
1970	Albert Henry	152	321	.474
1971	Glen Richtigels	126	264	.477
1972	Kim Hughes	113	242	.467
1973	Kim Hughes	144	291	.495
1974	Gary Anderson	142	284	.500
1975	Dale Koehler	155	307	.505
1976	Al Rudd	81	142	.570
1977	Joe Chernelich	122	227	.537
1978	Bill Pearson	87	170	.512
1979	Larry Petty	106	204	.520
1980	Joe Chernelich	123	230	.535
1981	Larry Petty	172	348	.494
1982	Brad Sellers	167	351	.476
1983	Brad Sellers	189	372	.508
1984	Scott Roth	151	304	.497

1985	Scott Roth	198	365	.542
1986	Shelton Smith	84	153	.549
1987	J.J. Weber	182	324	.562
1988	Danny Jones	176	309	.570
1989	Kurt Portmann	63	113	.558
1990	Willie Simms	153	284	.539
1991	Patrick Tompkins	164	258	.636
1992	Carlton McGee	123	222	.554
1993	Jeff Petersen	58	93	.624
1994	Jeff Petersen	93	157	.592
1995	Rashard Griffith	167	295	.566
1996	Sean Daugherty	125	272	.460
1997	Paul Grant	129	261	.494
1998	Sean Daugherty	125	282	.443
1999	Andy Kowske	85	148	.574
2000	Andy Kowske	137	235	.583
2001	Andy Kowske	79	145	.545
2002	Charlie Wills	112	235	.477
2003	Alando Tucker	139	261	.533
2004	Mike Wilkinson	136	277	.491
2005	Mike Wilkinson	179	349	.513
2006	Brian Butch	119	241	.494
2007	Marcus Landry	81	156	.519
2008	Joe Krabbenhoft	94	194	.485
2009	Marcus Landry	166	331	.502
2010	Jon Leuer	142	272	.522
2011	Keaton Nankivil	120	242	.496

Minimum 2.0 made per game

REBOUNTING

Year	Name	G	REB	AVG
1951	Jim Clinton	22	344	15.6
1952	Paul Morrow	22	290	13.2
1953	Records Incomp.	—	—	—
1954	Paul Morrow	22	194	9.6
1955	Curt Mueller	19	110	5.8
1956	Curt Mueller	22	207	9.4
1957	Ray Gross	21	165	7.9
1958	Ray Gross	22	156	7.1
1959	Bob Barneson	21	152	7.2
1960	Fred Clow	24	234	9.8
1961	Tom Hughbanks	23	198	8.6
1962	Tom Gwyn	24	192	8.0
1963	Jack Brens	24	306	12.8
1964	Ken Gustafson	24	235	9.8
1965	Ken Barnes	20	176	8.8
1966	Joe Franklin	24	235	9.8
1967	Joe Franklin	24	289	12.0
1968	Joe Franklin	24	334	13.9
1969	James Johnson	24	210	8.8
1970	Albert Henry	24	265	11.0
1971	Glen Richgels	24	254	10.6
1972	Kim Hughes	24	239	10.0
1973	Kim Hughes	24	301	12.5
1974	Kim Hughes	24	266	11.1
1975	Dale Koehler	21	213	10.1
1976	Dale Koehler	26	263	10.1
1977	James Gregory	27	270	10.0
1978	Joe Chnelich	27	182	6.7
1979	Claude Gregory	27	236	8.7
1980	Claude Gregory	29	254	8.8

1981	Claude Gregory	27	249	9.2
1982	Brad Sellers	27	254	9.4
1983	Brad Sellers	28	219	7.8
1984	Cory Blackwell	28	243	8.7
1985	J.J. Weber	28	162	5.8
1986	Rod Ripley	28	194	6.9
1987	J.J. Weber	31	251	8.1
1988	Danny Jones	26	121	4.7
1989	Danny Jones	30	141	4.7
1990	Patrick Tompkins	28	178	6.4
1991	Patrick Tompkins	30	264	8.8
1992	Michael Finley	31	152	4.9
1993	Michael Finley	28	161	5.8
1994	Rashard Griffith	25	212	8.5
1995	Rashard Griffith	26	281	10.8
1996	Sam Okey	32	218	6.8
1997	Sam Okey	27	230	8.5
1998	Sean Daugherty	31	192	6.2
1999	Andy Kowske	32	157	4.9
2000	Andy Kowske	36	222	6.2
2001	Andy Kowske	29	157	5.4
2002	Mike Wilkinson	32	171	5.3
2003	Mike Wilkinson	32	216	6.8
2004	Mike Wilkinson	32	219	6.8
2005	Mike Wilkinson	34	250	7.4
2006	Brian Butch	31	185	6.0
2007	Brian Butch	30	178	5.9
2008	Brian Butch	36	237	6.6
2009	Joe Krabbenhoft	33	220	6.7
2010	Jon Leuer	24	139	5.8
2011	Jon Leuer	34	246	7.2

3-POINT FIELD GOAL PERCENTAGE

Year	Name	FG	FGA	PCT
1983	Rick Olson	18	48	.375
1987	Mike Heineman	29	61	.475
1988	Trent Jackson	74	164	.451
1989	Tim Locum	54	111	.486
1990	Tim Locum	67	143	.469
1991	Tim Locum	65	134	.485
1992	Tracy Webster	75	153	.490
1993	Andy Kilbride	49	107	.458
1994	Andy Kilbride	54	131	.412
1995	Andy Kilbride	54	134	.403
1996	Hennssy Auriantal	35	88	.398
1997	Ty Calderwood	39	117	.333
1998	Sean Mason	54	161	.335
1999	Jon Bryant	46	119	.387
2000	Duany Duany	47	120	.392
2001	Ricky Bower	22	50	.440
2002	Kirk Penney	62	161	.385
2003	Devin Harris	53	137	.387
2004	Clayton Hanson	29	76	.382
2005	Zach Morley	28	56	.500
2006	Kammron Taylor	67	168	.399
2007	Kammron Taylor	68	177	.384
2008	Michael Flowers	49	119	.412
2009	Tim Jarmusz	21	50	.420
2010	Trévon Hughes	107	150	.396
2011	Keaton Nankivil	59	129	.457

Minimum 1.5 attempts per game

FREE THROW PERCENTAGE

Year	Name	FT	FTA	PCT
1947	Bob Cook	75	101	.743
1948	Bob Cook	73	97	.754
1949	Don Rehfeldt	89	129	.690
1950	Don Rehfeldt	96	147	.653
1951	Ab Nicholas	106	149	.711
1952	Ab Nicholas	121	176	.687
1953	Dick Cable	81	110	.736
1954	Dick Cable	69	92	.750
1955	Dick Miller	87	109	.798
1956	Dick Miller	145	181	.801
1957	Bob Litzow	55	92	.598
1958	Walter Holt	71	90	.789
1959	Bob Barneson	73	108	.676
1960	Marty Gharrity	74	92	.804
1961	Ken Siebel	67	97	.691
1962	Ken Siebel	104	155	.671
1963	Ken Siebel	111	158	.703
1964	Mark Zubor	69	99	.697
1965	Ken Barnes	62	84	.738
1966	Mike Carlin	70	90	.778
1967	Chuck Nagle	87	117	.744
1968	James Johnson	95	130	.731
1969	Chuck Nagle	53	63	.841
1970	Clarence Sherrod	168	202	.832
1971	Clarence Sherrod	148	200	.740
1972	Lee Oler	84	106	.792
1973	Leon Howard	117	157	.745
1974	Kim Hughes	57	92	.620
1975	Mike McCauley	98	125	.784
1976	Dale Koehler	125	165	.758
1977	James Gregory	97	139	.698
1978	Bill Pearson	74	95	.779
1979	Wes Matthews	109	139	.784
1980	Wes Matthews	127	143	.888
1981	Claude Gregory	152	202	.752
1982	Cory Blackwell	71	103	.689
1983	Brad Sellers	82	99	.828
1984	Scott Roth	76	96	.792
1985	Rick Olson	73	82	.890
1986	Rick Olson	97	110	.882
1987	J.J. Weber	105	141	.745
1988	Trent Jackson	88	106	.830
1989	Danny Jones	149	199	.749
1990	Willie Simms	92	146	.630
1991	Patrick Tompkins	95	147	.646
1992	Tracy Webster	90	115	.783
1993	Tracy Webster	72	89	.809
1994	Michael Finley	110	140	.786
1995	Michael Finley	140	181	.773
1996	Mosezell Peterson	79	107	.738
1997	Paul Grant	92	129	.713
1998	Sean Mason	128	157	.815
1999	Sean Mason	137	169	.811
2000	Mark Vershaw	106	144	.736
2001	Roy Boone	88	118	.746
2002	Devin Harris	101	130	.777
2003	Mike Wilkinson	81	103	.786

2004	Devin Harris	171	216	.792
2005	Kammron Taylor	89	116	.767
2006	Kammron Taylor	92	111	.829
2007	Kammron Taylor	124	157	.790
2008	Jason Bohannon	72	83	.867
2009	Joe Krabbenhoft	66	78	.846
2010	Jon Leuer	67	93	.720
2011	Jon Leuer	113	134	.843

Minimum 2.0 made per game

ASSISTS

Year	Name	G	AST	AVG
1974	Marcus McCoy	24	74	3.1
1975	Bruce McCauley	25	88	3.5
1976	James Smith	23	76	3.3
1977	Bob Falk	27	93	3.4
	Arnold Gaines	27	93	3.4
1978	Arnold Gaines	26	80	3.1
1979	Wes Matthews	27	106	3.9
1980	Wes Matthews	28	118	4.2
1981	Dan Hastings	27	85	3.1
1982	Carl Golston	27	93	3.4
1983	Rick Olson	28	83	3.0
1984	Scott Roth	28	87	3.1
1985	Mike Heineman	25	111	4.4
1986	Mike Heineman	22	100	4.5
1987	Mike Heineman	28	137	4.9
1988	Tom Molaski	28	104	3.7
1989	Tom Molaski	30	108	3.6
1990	Willie Simms	30	97	3.2
1991	Willie Simms	29	98	3.4
1992	Tracy Webster	31	151	4.9
1993	Tracy Webster	28	179	6.4
1994	Tracy Webster	29	171	5.9
1995	Michael Finley	27	108	4.0
1996	Sam Okey	32	100	3.1
1997	Ty Calderwood	27	101	3.7
1998	Hennssy Auriantal	29	64	2.2
1999	Ty Calderwood	32	104	3.3
2000	Mark Vershaw	36	118	3.3
2001	Mike Kelley	29	89	3.1
2002	Travon Davis	32	126	3.9
2003	Kirk Penney	32	100	3.1
2004	Devin Harris	32	141	4.4
2005	Sharif Chambliss	34	95	2.8
2006	Kammron Taylor	31	73	2.4
2007	Michael Flowers	36	105	2.9
2008	Michael Flowers	36	97	2.7
2009	Trévon Hughes	33	94	2.9
2010	Jordan Taylor	33	118	3.6
2011	Jordan Taylor	34	161	4.7

STEALS

Year	Name	G	STL	AVG
1978	Arnold Gaines	26	28	1.1
1979	Wes Matthews	27	53	2.0
1980	Wes Matthews	28	42	1.5
1981	John Bailey	27	39	1.4

1982	John Bailey	27	37	1.4
1983	Cory Blackwell	28	39	1.4
1984	Scott Roth	28	43	1.5
1985	Mike Heineman	25	33	1.3
1986	Rick Olson	28	33	1.2
1987	J.J. Weber	31	41	1.3
1988	Trent Jackson	28	59	2.1
1989	Trent Jackson	30	50	1.7
1990	Willie Simms	30	33	1.1
	Tim Locum	30	33	1.1
1991	Willie Simms	29	27	0.9
1992	Tracy Webster	31	48	1.5
1993	Tracy Webster	28	66	2.4
1994	Tracy Webster	29	69	2.4
1995	Michael Finley	27	52	1.9
1996	Hennsy Auriantal	32	43	1.3
1997	Ty Calderwood	27	63	2.3
1998	Mike Kelley	31	58	1.9
1999	Mike Kelley	32	62	1.9
2000	Mike Kelley	36	95	2.6
2001	Mike Kelley	29	60	2.1
2002	Devin Harris	32	43	1.3
2003	Devin Harris	32	65	2.0
2004	Devin Harris	32	56	1.8
2005	Mike Wilkinson	34	38	1.1
2006	Michael Flowers	31	39	1.3
2007	Michael Flowers	36	58	1.6
2008	Trévon Hughes	35	62	1.7
2009	Trévon Hughes	33	49	1.5
2010	Trévon Hughes	33	55	1.7
2011	Jordan Taylor	34	25	0.7

BLOCKED SHOTS

Year	Name	G	BL	AVG
1978	Claude Gregory	27	21	0.8
1979	Claude Gregory	27	21	0.8
1980	Claude Gregory	29	20	0.7
1981	Claude Gregory	27	26	1.0
1982	Brad Sellers	27	52	1.9
1983	Brad Sellers	28	68	2.4
1984	David Miller	27	11	0.4
1985	John Ploss	28	20	0.7
1986	J.J. Weber	28	28	1.0
1987	J.J. Weber	31	45	1.5
1988	Kurt Portmann	28	25	0.9
1989	Kurt Portmann	30	34	1.1
1990	Kurt Portmann	31	30	1.0
1991	Patrick Tompkins	30	25	0.8
1992	Louis Ely	30	41	1.4
1993	Louis Ely	28	31	1.1
1994	Rashard Griffith	25	66	2.6
1995	Rashard Griffith	26	58	2.2
1996	Sam Okey	32	42	1.3

1997	Paul Grant	28	34	1.2
1998	Sean Daugherty	31	18	0.6
	Andy Kowske	31	18	0.6
1999	Andy Kowske	32	27	0.8
2000	Andy Kowske	36	27	0.8
2001	Andy Kowske	29	14	0.5
2002	Devin Harris	32	18	0.6
2003	Mike Wilkinson	32	31	1.0
2004	Mike Wilkinson	32	41	1.3
2005	Mike Wilkinson	34	31	0.9
2006	Greg Stiemsma	16	24	1.5
2007	Marcus Landry	36	31	0.9
2008	Greg Stiemsma	35	40	1.1
2009	Marcus Landry	33	35	1.1
2010	Jon Leuer	24	32	1.3
2011	Keaton Nankivil	34	42	1.2

MINUTES

Year	Name	G	MIN	AVG
1978	Arnold Gaines	26	782	30.1
1979	Wes Matthews	27	986	36.5
1980	Claude Gregory	29	1001	34.5
1981	Claude Gregory	27	989	36.6
1982	Brad Sellers	27	964	35.7
1983	Brad Sellers	28	1009	36.0
1984	Cory Blackwell	28	1045	37.3
1985	Rick Olson	28	970	34.6
1986	Rick Olson	28	983	35.1
1987	J.J. Weber	31	993	32.0
1988	Trent Jackson	28	1032	36.9
1989	Trent Jackson	30	1099	36.6
1990	Danny Jones	31	1043	33.6
1991	Patrick Tompkins	30	1091	36.4
1992	Tracy Webster	31	1077	34.7
1993	Michael Finley	28	979	35.0
1994	Michael Finley	29	1046	36.1
1995	Michael Finley	27	1000	37.0
1996	Sam Okey	32	1024	32.0
1997	Ty Calderwood	27	886	32.8
1998	Sean Mason	31	885	28.5
1999	Sean Mason	32	937	29.3
2000	Mark Vershaw	36	1122	31.2
2001	Mike Kelley	29	903	31.1
2002	Devin Harris	32	1094	34.2
2003	Kirk Penney	32	1119	35.0
2004	Devin Harris	32	1162	36.3
2005	Mike Wilkinson	34	1081	31.8
2006	Kammron Taylor	31	1064	34.3
2007	Kammron Taylor	36	1182	32.8
2008	Michael Flowers	36	1139	31.6
2009	Jason Bohannon	33	1092	33.1
2010	Jason Bohannon	33	1214	36.8
2011	Jordan Taylor	34	1241	36.5

1,000-Point Scorers

1. Alando Tucker — 2,217

Wisconsin's all-time leading scorer, Alando Tucker was UW's first consensus 1st-team All-American since John Kotz in 1942 ... Tucker earned Big Ten Player of the Year as a senior and was a finalist for every national player of the year award that season ... he broke Devin Harris' single-season school record with 716 points in 2006-07 ... finished career ranking ninth in Big Ten history in both career points and free throws and fourth in conference history in free throw attempts ... 2007 Lowe's Senior CLASS Award winner ... UWBWA District V Player of the year as a senior ... first UW player to lead the Big Ten in scoring in league games (20.0 ppg, 2006) since Don Rehfeldt in 1950 ... tied school-record with five Big Ten Player of the Week awards ... consensus first-team All-Big Ten as well as NABC first-team All-District 11 and USBWA All-District 5 pick as a junior ... third-team All-Big Ten as a sophomore ... led the Big Ten and set school record for offensive rebounds (2.69 per game and 86 total) as a freshman ... finished career ranking first or second in eight different UW season statistical categories, topping the charts in career field goals, free throws made, games played and minutes played ... first-round draft pick of the Phoenix Suns (29th overall) in the 2007 NBA Draft

Season	G	FG-A	PCT	3P-A	PCT	FT-A	PCT	REB	AST	PTS-AVG
2002-03	32	139-261	.533	18-58	.310	89-130	.685	189	34	385-12.0
2003-04	4	19-33	.576	3-7	.429	15-22	.682	18	1	56-14.0
2004-05	31	162-334	.485	23-73	.315	125-183	.683	189	52	472-15.2
2005-06	31	222-490	.453	17-68	.250	127-233	.545	177	53	588-19.0
2006-07	36	256-545	.470	40-123	.325	164-249	.659	196	73	716-19.9
Totals	134	798-1663	.480	101-329	.307	520-817	.636	769	213	2217-16.5

2. Michael Finley — 2,147

By the time Michael Finley finished his career at Wisconsin, he had risen to the 12th-leading scorer in Big Ten history (all games) ... at the time, Finley also ranked seventh in Big Ten scoring annals in conference games with 1,385 points ... three-time (1993, '94, '95) Associated Press honorable mention All-America choice ... twice (1993, '95) named first-team All-Big Ten ... only player in Badger history to score 500 points in three different seasons ... only player in UW history to average better than 20 points per game in three different years ... finished career ranking first or second in six different UW career statistical categories, including setting the school's career record for field goal attempts and three-point field goal attempts ... first-round draft choice (21st overall) of the Phoenix Suns in 1995 ... won an NBA Title in 2007 with the San Antonio Spurs ... inducted into the UW Athletic Hall of Fame in 2004

Season	G	FG-A	PCT	3P-A	PCT	FT-A	PCT	REB	AST	PTS-AVG
1991-92	31	130-287	.453	26-72	.361	95-128	.742	152	85	381-12.3
1992-93	28	223-478	.467	63-173	.364	111-144	.771	161	86	620-22.1
1993-94	29	208-446	.466	66-182	.363	110-140	.786	194	92	592-20.4
1994-95	27	178-470	.379	58-204	.284	140-181	.773	141	108	554-20.5
Totals	115	739-1681	.440	213-631	.338	456-593	.768	648	371	2147-18.7

3. Danny Jones — 1,854

An AP honorable mention All-America in 1988-89, Danny Jones led the Badgers in scoring in 1988-89 and 1989-90 ... two-time team captain (1988-89, '89-90) ... Badger MVP in 1989-90 ... second-team All-Big Ten in 1989-90 and 1988-89, and third-team All-Big Ten by UPI in 1987-88 ... named Badgers' Most Improved Player in 1987-88 ... led UW in rebounding in 1987-88 and 1988-89 ... set then-school record for points in a season when he scored 611 in 1988-89 ... finished as UW's all-time leader in career field goal percentage (.535), free throw attempts with 599 and was second in school history in field goals made (723) ... scored in double figures in 91 games for Badgers, including a stretch of 33 straight ... inducted in UW Athletic Hall of Fame in 2003

Season	G	FG-A	PCT	3P-A	PCT	FT-A	PCT	REB	AST	PTS-AVG
1986-87	31	101-181	.558	0-0	—	52-88	.591	99	21	254-8.2
1987-88	26	176-309	.570	0-1	.000	89-124	.718	121	26	441-17.0
1988-89	30	231-449	.514	0-2	.000	149-199	.749	141	35	611-20.4
1989-90	31	215-412	.522	0-4	.000	118-188	.628	140	26	548-17.7
Totals	118	723-1351	.535	0-7	.000	408-599	.681	501	108	1854-15.7

4. Claude Gregory — 1,745

UW's career rebounding leader (904), Claude Gregory scored in double figures in 80 games ... a second-team All-Big Ten selection in 1980-81 and a third-team all-conference choice in 1979-80 ... led team in scoring and rebounding in 1980-81 en route to Badger MVP honors ... also led UW in rebounding in 1978-79 and 1979-80 ... named team's Most Improved Player in 1977-78 ... finished UW career as school's leader in field goals, field goal attempts, free throws, free throw attempts and minutes played ... brother, James, played at UW from 1976-78 ... second-round draft choice (41st overall) of Washington in 1981 NBA Draft

Season	G	FG-A	PCT	3P-A	PCT	FT-A	PCT	REB	AST	PTS-AVG
1977-78	27	92-245	.376	—	—	70-99	.707	165	17	254-9.4
1978-79	27	168-385	.436	—	—	71-106	.670	235	29	407-15.1
1979-80	29	197-424	.465	—	—	140-189	.741	254	37	534-18.4
1980-81	27	199-438	.454	—	—	152-202	.752	249	25	550-20.4
Totals	110	656-1492	.440	—	—	433-596	.727	904	108	1745-15.9

5. Rick Olson — 1,736

A member of the UW Athletic Hall of Fame (Class of 2008), Rick Olson started every game during his four-year career ... UW's career leader in free throw percentage (.870), Olson also set school records for minutes played (3,962) and games started (112) ... team captain, MVP and leading scorer as a senior in 1985-86 ... third-team All-Big Ten in 1985-86 and honorable mention All-Big Ten in 1984-85 ... set then-Big Ten record for consecutive free throws made when he connected on 36 straight during 1984 and 1985 ... his 39 points in a win over Michigan (1/14/84) were just three short of Ken Barnes' school record ... selected in seventh round (158th overall) of 1986 NBA Draft by Houston ... a 2000 Madison Sports Hall of Fame inductee and 2006 Wisconsin Basketball Coaches Association Hall of Fame inductee

Season	G	FG-A	PCT	3P-A	PCT	FT-A	PCT	REB	AST	PTS-AVG
1982-83	28	129-326	.398	18-48	.375	31-41	.756	41	83	307-11.0
1983-84	28	166-337	.493	—	—	59-66	.894	44	67	391-14.0
1984-85	28	197-397	.496	—	—	73-82	.890	52	66	467-16.7
1985-86	28	237-485	.489	—	—	97-110	.882	67	43	571-20.4
Totals	112	729-1545	.472	18-48	.375	260-299	.870	204	259	1736-15.5

6. Trent Jackson — 1,545

Trent Jackson earned second-team All-Big Ten honors from AP in 1988-89, while leading Badgers to their first postseason tournament bid since 1947 ... team MVP in 1987-88 and 1988-89 ... also captained squad in 1988-89 ... a third-team All-Big Ten choice by UPI in 1987-88 ... tabbed UW's Most Improved Player in 1986-87 ... led team in scoring in 1987-88 ... exited his career as the school's leader in 3-point field goals (193), 3-point attempts (430) and steals (151) ... also set then-single-season steals record with 59 in 1988 and was the first UW player to hit seven 3-pointers in a single game (at Ohio State 1/17/87)

Season	G	FG-A	PCT	3P-A	PCT	FT-A	PCT	REB	AST	PTS-AVG
1985-86	13	35-83	.422	—	—	5-10	.500	18	24	75-5.8
1986-87	28	129-289	.446	46-103	.447	46-59	.780	36	38	350-12.5
1987-88	28	192-426	.451	74-164	.451	88-106	.830	106	98	546-19.5
1988-89	30	201-408	.493	73-163	.448	99-133	.744	90	101	574-19.1
Totals	99	557-1206	.462	193-430	.449	238-308	.773	250	261	1545-15.6

7. Mike Wilkinson — 1,532

Mike Wilkinson led the Badgers in rebounding all four of his years at UW ... consensus first-team All-Big Ten as well as NABC All-District 11, USBWA All-District 5 and Basketball Times All-Mideast selection his senior year ... earned second-team All-Big Ten as a junior and was also named to the 2004 Big Ten All-Tournament team ... 14 career double-doubles ... started every game in his last three seasons and never missed a game in his career ... exited UW ranked first in career offensive rebounds (311), games played (130) and minutes played (4,023) and third in total rebounds (856)

Season	G	FG-A	PCT	3P-A	PCT	FT-A	PCT	REB	AST	PTS-AVG
2001-02	32	94-212	.443	18-54	.333	93-123	.756	171	48	299-9.3
2002-03	32	113-261	.433	21-71	.296	81-103	.786	216	50	328-10.3
2003-04	32	136-277	.491	28-81	.346	119-160	.744	219	62	419-13.1
2004-05	34	179-349	.513	27-73	.370	101-148	.682	250	62	486-14.3
Totals	130	522-1099	.475	94-279	.337	394-534	.738	856	222	1532-11.8

8. Kirk Penney — 1,454

A native of Auckland, New Zealand, Kirk Penney became the first UW player to earn back-to-back first-team All-Big Ten selections (2002 and 2003) since Ab Nicholas in 1951 and 1952 ... unanimous first-team choice by both coaches and media in 2003 ... at the time, set school-record with five Big Ten Player of the Week awards ... finished career second on UW career list in 3-pointers made (217) and attempted (561)

Season	G	FG-A	PCT	3P-A	PCT	FT-A	PCT	REB	AST	PTS-AVG
1999-00	34	45-135	.333	23-77	.299	14-19	.737	48	27	127-3.7
2000-01	29	108-245	.441	70-162	.432	40-56	.714	88	32	326-11.2
2001-02	32	167-368	.454	62-161	.385	86-112	.768	157	55	482-15.1
2002-03	32	183-410	.446	62-161	.385	91-121	.752	191	100	519-16.2
Totals	127	503-1158	.434	217-561	.387	231-308	.750	484	214	1454-11.4

8. Jordan Taylor — 1,454

Jordan Taylor earned 2011 second-team All-American honors from the AP as a junior, while pulling in consensus first-team All-Big Ten accolades and being named to the Big Ten All-Defensive Team ... one of 5 finalists for the 2011 Bob Cousy Award, Taylor owns the top career assist-to-TO ratio in UW history (317 assists, 98 turnovers = 3.23 ratio) ... led the NCAA in assist-to-turnover ratio as a junior (3.83) ... enters his senior season ranked sixth in the UW record books with 317 career assists ... owns 18 games with 20+ points, including 39 points at Indiana (3/3/11)

Season	G	FG-A	PCT	3P-A	PCT	FT-A	PCT	REB	AST	PTS-AVG
2008-09	33	19-73	.260	5-26	.192	10-17	.588	31	38	53-1.6
2009-10	33	111-281	.395	35-107	.327	74-103	.718	105	118	331-10.0
2010-11	34	194-448	.433	75-175	.429	154-185	.832	139	161	617-18.1
2011-12	31	140-347	.403	50-142	.352	123-159	.774	117	126	453-14.6
Totals	131	464-1149	.404	165-450	.367	361-464	.778	392	443	1454-11.1

10. Devin Harris — 1,425

The 2004 Big Ten Player of the Year, Devin Harris was a starter for two regular season Big Ten championship teams (2002 and 2003) and the 2004 Big Ten Tournament title squad ... 2004 Wooden Award All-American ... finalist for Wooden, Naismith, Rupp and USBWA Player of the Year Awards as a junior ... runner-up for the Cousy Award (top collegiate point guard) ... second-team All-American by A.P., NABC, USBWA, ESPN.com, SI.com, *Sporting News* and FoxSports.com ... also earned the 2004 Big Ten Tournament Most Outstanding Player award ... his 624 points in 2003-04 was the second-highest single-season mark in UW history at the time ... set the school record with 171 made free throws in 2004 ... started all 96 games of his career, averaging 35.0 minutes per game ... drafted by Washington with the 5th overall pick in the 2004 NBA Draft ... earned All-Star recognition with the New Jersey Nets in 2009

Season	G	FG-A	PCT	3P-A	PCT	FT-A	PCT	REB	AST	PTS-AVG
2001-02	32	117-283	.413	59-161	.366	101-130	.777	105	56	394-12.3
2002-03	32	132-285	.463	53-137	.387	90-119	.756	147	98	407-12.7
2003-04	32	189-412	.459	75-201	.373	171-216	.792	139	141	624-19.5
Totals	96	438-980	.447	187-499	.375	362-465	.778	391	295	1425-14.8

11. Clarence Sherrod — 1,408

UW's career leader in scoring average (19.6 ppg), Clarence Sherrod was inducted into the UW Athletic Hall of Fame in 2002 ... second-team All-Big Ten choice in 1969-70 and 1970-71 ... Academic All-Big Ten in 1969-70 ... team co-captain in 1970-71 ... led team in scoring in 1969-70 and 1970-71 ... ranks second behind Alando Tucker with 40 consecutive games scoring in double figures ... still holds Badger single-season mark for scoring average of 23.8 in 1970-71 ... ranks second to Devin Harris in season free throws (168) in 1969-70 ... seven career 30-point games ... chosen by Chicago in eighth round (134th overall) of 1971 NBA Draft

Season	G	FG-A	PCT	3P-A	PCT	FT-A	PCT	REB	AST	PTS-AVG
1968-69	24	104-273	.381	—	—	92-120	.767	161	—	300-12.5
1969-70	24	185-438	.420	—	—	168-202	.832	174	—	538-22.4
1970-71	24	211-519	.407	—	—	148-200	.740	183	—	570-23.8
Totals	72	500-1230	.407	—	—	408-522	.782	518	—	1408-19.6

12. Cory Blackwell — 1,405

A first-team All-Big Ten selection in 1983-84, Cory Blackwell garnered AP honorable mention All-America honors in his third and final season at Wisconsin ... two-time team MVP (1982-83 and 1983-84) ... third-team All-Big Ten in 1982-83 ... 36 straight games scoring in double figures ... his 16.9 ppg career scoring average ranks fourth in UW annals ... his 529 points in 1983-84 were the third-highest mark in UW history at the time ... selected by Seattle in second round (29th overall) of 1984 NBA Draft

Season	G	FG-A	PCT	3P-A	PCT	FT-A	PCT	REB	AST	PTS-AVG
1981-82	27	147-330	.445	—	—	71-103	.689	137	43	365-13.5
1982-83	28	215-465	.462	1-4	.250	80-113	.708	206	44	511-18.3
1983-84	28	201-439	.458	—	—	127-181	.702	243	50	529-18.9
Totals	83	563-1234	.456	1-4	.250	278-397	.700	586	137	1405-16.9

13. Jon Leuer — 1,376

Jon Leuer led UW in scoring and rebound during both his junior and senior seasons ... earned honorable mention AP All-American status as a senior ... 2011 first-team All-Big Ten selection (coaches) and second-team All-Big Ten (media) as well as NABC All-District 11, USBWA All-District 5 ... two-time Academic All-Big Ten (2009 & 2010) missed nine games as a junior with a broken left wrist ... scored 621 points in his senior season, the third-highest single-season total in school annals ... was part of a class that totaled 100 career wins ... his 85 career blocks place him 10th on UW's all-time ledger

Season	G	FG-A	PCT	3P-A	PCT	FT-A	PCT	REB	AST	PTS-AVG
2007-08	32	34-72	.472	12-26	.462	14-29	.483	40	12	94-2.9
2008-09	33	115-247	.466	16-54	.296	46-76	.605	126	28	292-8.8
2009-10	24	142-272	.522	18-46	.391	67-93	.720	139	39	369-15.4
2010-11	34	227-483	.470	54-146	.370	113-134	.843	246	56	621-18.3
Totals	123	518-1074	.482	100-272	.368	240-332	.723	551	135	1376-11.2

14. Trévon Hughes — 1,339

Trévon Hughes was a part of 105 wins during his Badger career, tying the UW record ... he appeared in 132 games, starting 100 contests ... starter on the 2008 Big Ten regular season and tournament championship team ... 2010 All-Big Ten second team ... 2010 Big Ten All-Defensive team ... 2010 Bob Cousy Award finalist ... 2008 and 2009 All-Big Ten honorable mention ... finished career ranked third in UW history with 177 career steals, 10th with 277 assists and seventh with 175 3-pointers ... just the third UW player in history with 1,300 points, 300 rebounds and 250 assists, joining Michael Finley and Devin Harris ... posted 15 career games with 20+ points

Season	G	FG-A	PCT	3P-A	PCT	FT-A	PCT	REB	AST	PTS-AVG
2006-07	31	11-35	.314	6-18	.333	14-20	.700	32	11	42-1.4
2007-08	35	121-307	.394	43-137	.314	108-157	.688	107	86	393-11.2
2008-09	33	121-317	.382	52-145	.359	105-137	.766	105	94	399-12.1
2009-10	33	162-399	.406	74-187	.396	107-150	.713	148	86	505-15.3
Totals	132	415-1058	.392	175-487	.359	334-464	.720	392	277	1339-10.1

15. Sean Mason — 1,294

Sean Mason appeared in 105 games for the Badgers (72 starts) and capped his career with AP honorable mention All-America honors as a senior ... second-team All-Big Ten in 1998-99 and honorable mention the year before ... he finished his career ranked sixth in free throw percentage (.794), fifth in free throws (332), fifth in 3-point field goals (166) and third in 3-point field goal attempts (471) ... team's leading scorer his last two seasons, he was Big Ten's sixth-leading scorer as a senior ... set UW single-season records for 3-point field goals (78) and 3-point attempts (208) his senior year ... a right ACL injury cut short his sophomore season after 13 games a left ACL injury limited the following year (in which he redshirted) to four games ... tri-captain in '97-98

Season	G	FG-A	PCT	3P-A	PCT	FT-A	PCT	REB	AST	PTS-AVG
1994-95	25	41-122	.336	21-62	.339	23-39	.590	49	20	126-5.0
1995-96	13	37-93	.398	10-31	.323	28-33	.848	31	22	112-8.6
1996-97	4	9-25	.360	3-9	.333	16-20	.800	11	5	37-9.3
1997-98	31	149-378	.394	54-161	.335	128-157	.815	106	46	480-15.5
1998-99	32	162-419	.387	78-208	.375	137-169	.811	137	61	539-16.8
Totals	105	398-1037	.384	166-471	.352	332-418	.794	334	154	1294-12.3

16. Tracy Webster — 1,264

Tracy Webster earned second-team All-Big Ten honors in 1991-92, third-team in 1992-93 and honorable mention in 1993-94 ... Wisconsin's career leader in assists (501) and is ranked second to Mike Kelley in career steals (183) ... holds the top two single-season assist marks in school history with 179 in 1992-93 and 171 in 1993-94 ... posted seven double-doubles with points and assists ... holds UW single-season mark for 3-point field goal percentage (.490) set in 1991-92 ... his seven 3-pointers in a 1994 NCAA tournament game vs. Missouri tied the school record as did his 13-assist game vs. Michigan (2/26/92) ... team MVP in 1991-92 ... three-time team captain (1991-92, '92-93 and '93-94) ... served as head coach at DePaul for 16 games in 2010

Season	G	FG-A	PCT	3P-A	PCT	FT-A	PCT	REB	AST	PTS-AVG
1991-92	31	186-419	.444	75-153	.490	90-115	.783	116	151	537-17.3
1992-93	28	139-354	.393	45-134	.336	72-89	.809	96	179	395-14.1
1993-94	29	120-272	.441	47-119	.395	45-63	.714	79	171	332-11.4
Totals	88	445-1045	.426	167-406	.411	207-267	.775	291	501	1264-14.4

17. Wes Matthews — 1,251

Wes Matthews left Wisconsin as the No. 2 scorer in school history and his 18.1 career average still ranks third ... second-team All-Big Ten in 1979-80 and third-team all-league honors from UPI in 1978-79 ... team MVP in 1978-79 ... career .817 free-throw shooter, including a then-UW record .888 in final season ... made school-record 35 straight free throws during 1979-80 campaign ... led team in scoring in each of his three seasons ... selected in first round (14th overall) of 1980 NBA Draft by Washington ... played nine seasons in the NBA, winning two NBA championship rings with the Lakers

Season	G	FG-A	PCT	3P-A	PCT	FT-A	PCT	REB	AST	PTS-AVG
1977-78	14	83-197	.421	—	—	37-52	.712	47	31	203-14.5
1978-79	27	195-417	.468	—	—	109-139	.784	69	106	499-18.5
1979-80	28	211-412	.512	—	—	127-143	.888	73	118	549-19.6
Totals	69	489-1026	.477	—	—	273-334	.817	189	255	1251-18.1

18. Kamron Taylor — 1,223

A second-team All-Big Ten selection as a senior, Kamron Taylor set the then-school record for minutes played in a season with 1,182 in 2006-07 ... also earned honorable mention All-Big Ten as a junior ... exited UW ranking sixth in career free-throw percentage (.795) and eighth in career made 3-pointers with 163 ... scored a career-high 29 points against Michigan on Jan. 18, 2006 ... started 36 games in 2006-07, tied among single-season school leaders

Season	G	FG-A	PCT	3P-A	PCT	FT-A	PCT	REB	AST	PTS-AVG
2003-04	18	7-19	.368	2-8	.250	5-6	.833	2	1	21-1.2
2004-05	34	85-224	.379	26-77	.338	89-116	.767	82	56	285-8.4
2005-06	31	140-364	.385	67-168	.399	92-111	.829	91	73	439-14.2
2006-07	36	143-340	.421	68-177	.384	124-157	.790	81	70	478-13.3
Totals	119	375-947	.396	163-430	.379	310-390	.795	257	200	1223-10.3

19. Joe Franklin — 1,215

Inducted into the UW Athletic Hall of Fame in 1997, Joe Franklin was a first-team All-Big Ten choice in 1967-68 ... UW's career rebounding average leader (11.9 per game) and the school's No. 2 rebounder overall ... led team in rebounding in each of his three seasons ... owns 47 career double-doubles, the most in Wisconsin history ... set the UW single-season scoring record with 544 in 1967-68 ... team MVP in 1966-67 and 1967-68 ... team captain in 1967-68 ... his 27 rebounds vs. Purdue (3/2/68) rank second in UW single-game annals ... chosen in fifth round (63rd overall) of 1968 NBA Draft by Milwaukee

Season	G	FG-A	PCT	3P-A	PCT	FT-A	PCT	REB	AST	PTS-AVG
1965-66	24	118-281	.419	—	—	48-99	.485	235	—	284-11.8
1966-67	24	139-316	.440	—	—	109-167	.653	289	—	387-16.1
1967-68	24	202-402	.502	—	—	140-210	.667	334	—	544-22.7
Totals	72	459-999	.459	—	—	297-476	.624	858	—	1215-16.9

20. Dale Koehler — 1,200

A two-time team MVP and captain (1974-75 and 1975-76), Dale Koehler at one point registered 28 straight double-digit scoring games ... led team in scoring and rebounding last two seasons, averaging a double-double both seasons ... connected on a school-record 17 free throws vs. Loyola (Ill.) on Dec. 6, 1975 ... set then-school record for points in a half with 28 and finished with 36 points vs. Michigan on Feb. 2, 1976 ... selected by Cleveland in eighth round (123rd overall) of 1976 NBA Draft

Season	G	FG-A	PCT	3P-A	PCT	FT-A	PCT	REB	AST	PTS-AVG
1972-73	7	4-11	.364	—	—	3-6	.500	9	—	11-1.6
1973-74	24	129-273	.473	—	—	44-73	.603	195	39	302-12.6
1974-75	21	155-307	.505	—	—	72-109	.661	213	33	382-18.2
1975-76	26	190-437	.435	—	—	125-165	.758	263	48	505-19.4
Totals	78	478-1028	.465	—	—	244-353	.691	680	—	1200-15.4

21. Dick Cable — 1,180

Dick Cable was inducted into the UW Athletics Hall of Fame as part of the Class of 1998... named team MVP and captain in 1954-55 ... led UW in scoring in 1953-54 and 1954-55 ... paced team in free throw pct. in 1952-53 and 1953-54 ... became second player in school history to eclipse the 1,000-point mark, setting the school's career points record at the time ... Milwaukee's second choice in 1955 NBA Draft

Season	G	FG-A	PCT	3P-A	PCT	FT-A	PCT	REB	AST	PTS-AVG
1951-52	16	50-128	.391	—	—	36-51	.706	92	41	136-8.5
1952-53	22	110-299	.368	—	—	81-110	.736	100	—	301-13.7
1953-54	22	116-266	.436	—	—	69-92	.750	90	—	301-13.7
1954-55	22	156-389	.401	—	—	130-170	.765	118	—	442-20.2
Totals	82	432-1082	.399	—	—	316-423	.747	400	—	1180-14.4

22. Joe Chernelich — 1,171

A four-year starter, Joe Chernelich was a two-time team captain (1978-79 and 1979-80) and team MVP in 1979-80 ... led Badgers in rebounding in 1977-78 ... set then-UW career record for field goal percentage with a mark of .512 ... his 841 career rebounds still rank fourth in UW annals ... first Badger to average double figures in points for four full seasons ... chosen by New York in the fourth round (82nd overall) of the 1980 NBA Draft

Season	G	FG-A	PCT	3P-A	PCT	FT-A	PCT	REB	AST	PTS-AVG
1976-77	27	122-227	.537	—	—	77-113	.681	238	30	321-11.9
1977-78	27	112-221	.507	—	—	51-72	.708	182	61	275-10.2
1978-79	26	108-230	.470	—	—	60-92	.652	212	42	276-10.6
1979-80	29	123-230	.535	—	—	53-81	.654	209	58	299-10.3
Totals	109	465-908	.512	—	—	241-358	.673	841	191	1171-10.7

23. Jason Bohannon — 1,170

Appearing in 135 career games (second-most in school history), Jason Bohannon tied the school record with 105 wins ... started 68 games and set the Badger record with 1,214 minutes played during his senior season ... 2010 third-team All-Big Ten ... 2008 Big Ten Sixth Man of the Year ... owns UW record for consecutive made free throws with 39 straight in 2008 ... career 84.8% free throw shooter, ranking third in UW history ... finished career ranking fourth in school history with 212 made 3-pointers ... led Big Ten in free throw pct. during 2008 conference games (.957)

Season	G	FG-A	PCT	3P-A	PCT	FT-A	PCT	REB	AST	PTS-AVG
2006-07	33	49-110	.445	27-74	.365	26-31	.839	48	35	151-4.6
2007-08	36	85-198	.429	53-135	.393	72-83	.867	85	50	295-8.2
2008-09	33	104-273	.381	64-175	.366	68-84	.810	101	55	340-10.3
2009-10	33	127-277	.458	68-175	.389	62-71	.873	119	71	384-11.6
Totals	135	365-858	.425	212-559	.379	228-269	.848	353	211	1170-8.7

24. Don Rehfeldt — 1,169

Don Rehfeldt is one of just seven Badgers to earn first-team All-America honors (1950) ... Big Ten MVP in 1950 ... first-team All-Big Ten in 1949 and 1950 ... two-time team MVP (1948-49 and 1949-50) ... led UW in scoring and free throw pct. in 1948-49 and 1949-50 and led Badgers in field goal pct. in 1947-48, 1948-49 and 1949-50 ... still holds school record for field goal attempts with 37 vs. Iowa on Feb. 28, 1949 ... first Badger to reach 1,000 points ... inducted into the UW Athletics Hall of Fame in 1991 ... chosen second overall by Baltimore in the 1950 NBA Draft ... *entered service after first semester as freshman

Season	G	FG-A	PCT	3P-A	PCT	FT-A	PCT	REB	AST	PTS-AVG
1944-45*	9	37-na	—	—	—	21-na	—	—	—	95-10.6
1946-47	8	12-51	.235	—	—	9-18	.500	—	—	33-4.1
1947-48	20	86-258	.333	—	—	52-78	.667	—	—	224-11.2
1948-49	22	146-436	.335	—	—	89-129	.690	—	—	381-17.3
1949-50	22	170-505	.337	—	—	96-147	.653	—	—	436-19.8
Totals	81	451-na	—	—	—	267-na	—	—	—	1169-14.4

25. Leon Howard — 1,165

Leon Howard was a two-time team MVP (1971-72 and 1972-73) and also earned team captain honors in 1972-73 ... a three-year starter who led the UW in scoring in each of his last two seasons ... paced Badgers in free throw percentage in 1972-73 ... one of four Badgers to record a double-double (15 points, 11 rebounds) in a win over Loyola (New Orleans) in 1970

Season	G	FG-A	PCT	3P-A	PCT	FT-A	PCT	REB	AST	PTS-AVG
1970-71	23	133-290	.455	—	—	90-130	.692	104	—	356-14.8
1971-72	23	143-346	.413	—	—	92-136	.676	179	—	378-16.4
1972-73	24	157-353	.445	—	—	117-157	.745	155	—	431-18.0
Totals	70	433-989	.438	—	—	299-423	.707	439	—	1165-16.6

26. Scott Roth — 1,156

A three-year starter, Scott Roth earned team MVP as a senior in 1984-85 ... two-time team captain (1983-84 and 1984-85) ... led UW in scoring in 1984-85, field goal percentage in 1983-84 and 1984-85 and free throw percentage, assists and steals in 1983-84 ... selected by San Antonio in the fourth round (82nd overall) of the 1985 NBA Draft ... appeared in 166 games for Utah, San Antonio and Minnesota

Season	G	FG-A	PCT	3P-A	PCT	FT-A	PCT	REB	AST	PTS-AVG
1981-82	25	47-102	.461	—	—	10-18	.556	47	27	104-4.2
1982-83	28	59-156	.378	0-0	—	43-60	.717	94	67	161-5.8
1983-84	28	151-304	.497	—	—	76-96	.792	83	87	378-13.5
1984-85	28	198-365	.542	—	—	117-156	.750	86	74	513-18.3
Totals	109	455-927	.491	0-0	—	246-330	.745	310	255	1156-10.6

27. James Johnson — 1,147

James Johnson led the Badgers in scoring, rebounding and field goal percentage in 1968-69 en route to earning team MVP honors ... served as captain in 1968-69 ... three-year starter ... paced UW in free throw percentage in 1967-68 ... selected by Boston in seventh round (93rd overall) of 1969 NBA Draft

Season	G	FG-A	PCT	3P-A	PCT	FT-A	PCT	REB	AST	PTS-AVG
1966-67	24	104-228	.456	—	—	72-107	.673	128	—	280-11.7
1967-68	24	155-355	.437	—	—	95-130	.731	191	—	405-16.9
1968-69	24	164-401	.409	—	—	134-192	.698	210	—	462-19.2
Totals	72	423-984	.430	—	—	301-429	.702	529	—	1147-15.9

28. Brian Butch — 1,115

Brian Butch earned consensus first-team All-Big Ten honors while leading Wisconsin to the 2008 Big Ten championship ... three-time Academic All-Big Ten ... finished career ranked ninth in school history with 667 career rebounds and fifth with 222 career offensive rebounds ... one of only eight players in UW history with at least 1,000 career points and 650 career rebounds ... played in 97 Badger victories during his career ... tallied 12 career double-doubles

Season	G	FG-A	PCT	3P-A	PCT	FT-A	PCT	REB	AST	PTS-AVG
2004-05	27	35-83	.422	8-25	.320	20-34	.588	67	6	98-3.6
2005-06	31	119-241	.494	22-69	.319	46-70	.657	185	42	306-9.9
2006-07	30	97-204	.475	16-47	.340	55-94	.585	178	19	265-8.8
2007-08	35	158-346	.457	23-75	.307	96-146	.658	237	29	435-12.4
Totals	123	409-874	.468	69-216	.319	282-410	.688	667	96	1084-8.8

29. Marcus Landry — 1,114

A two-time second-team all-Big Ten pick in 2008 and 2009, Marcus Landry earned Most Outstanding Player of the 2008 Big Ten Tournament ... finished career ranking eighth in UW annals with 185 career offensive rebounds and fifth in Badgers history with 99 career blocks ... became just the 18th player in UW history with 1,000 points and 500 rebounds ... posted 45 career double-digit scoring games ... Wisconsin won 100 games during his four-year career ... led Badgers in scoring, blocks and FG pct. in 2009

Season	G	FG-A	PCT	3P-A	PCT	FT-A	PCT	REB	AST	PTS-AVG
2005-06	16	35-76	.474	4-11	.364	20-28	.714	50	20	96-6.0
2006-07	36	81-156	.519	13-36	.361	36-64	.563	116	30	211-5.9
2007-08	36	146-313	.466	19-54	.352	78-102	.765	194	50	389-10.8
2008-09	33	166-331	.502	29-79	.367	57-91	.626	151	51	418-12.7
Totals	121	429-876	.490	65-180	.361	191-285	.670	511	151	1114-9.2

30. Ken Siebel — 1,084

Ken Siebel was inducted into the UW Athletics Hall of Fame in 2006 for a standout career which featured team MVP honors three different seasons ... a three-year starter who led UW in scoring in 1961-62 ... paced Badgers in field goal percentage in 1960-61 and 1961-62 ... UW's free throw percentage leader in each of his three seasons ... selected by Baltimore in sixth round (47th overall) of the 1963 NBA Draft

Season	G	FG-A	PCT	3P-A	PCT	FT-A	PCT	REB	AST	PTS-AVG
1960-61	24	108-250	.432	—	—	67-97	.691	173	--	283-11.8
1961-62	24	144-318	.453	—	—	104-155	.671	171	--	392-16.3
1962-63	23	149-344	.433	—	—	111-158	.703	199	--	409-17.8
Totals	71	401-912	.440	—	—	282-410	.688	543	--	1084-15.3

31. Tim Locum — 1,077

One of the top 3-point shooters in UW history, Tim Locum holds the school record for made 3-pointers with 227 and currently ranks fourth on the all-time NCAA list for 3-point field goal percentage (.472) among players who have made at least 200 shots from beyond the arc ... two-time team captain (1989-90 and 1990-91) ... two-year starter ... owns three of the top five single-season 3-point shooting percentages in UW annals ... converted a school-record seven 3-pointers in a game on two different occasions

Season	G	FG-A	PCT	3P-A	PCT	FT-A	PCT	REB	AST	PTS-AVG
1987-88	28	58-137	.423	41-93	.441	30-35	.857	41	41	187-6.7
1988-89	30	83-168	.494	54-111	.486	45-55	.818	71	60	265-8.8
1989-90	30	94-194	.485	67-143	.469	40-45	.889	69	67	295-9.8
1990-91	30	107-212	.505	65-134	.485	51-59	.864	75	53	330-11.0
Totals	118	342-711	.481	227-481	.472	166-194	.856	256	221	1077-9.1

T32. Larry Petty — 1,066

A four-year starter, Larry Petty was tabbed UW's Most Improved Player in back-to-back seasons (1978-79 and 1979-80) ... finished his career ranked fourth in school history with 718 career rebounds ... led UW in field goal percentage in 1978-79 and 1980-81 ... chosen by Los Angeles in the seventh round (157th overall) of the 1981 NBA Draft

Season	G	FG-A	PCT	3P-A	PCT	FT-A	PCT	REB	AST	PTS-AVG
1977-78	27	50-138	.362	—	—	34-63	.540	128	11	134-5.0
1978-79	27	106-204	.520	—	—	55-94	.585	183	22	267-9.9
1979-80	29	97-210	.462	—	—	59-107	.551	175	25	253-8.7
1980-81	27	172-348	.494	—	—	68-126	.539	232	22	412-15.3
Totals	110	425-900	.472	—	—	216-390	.554	718	80	1066-9.7

T32. Mark Vershaw — 1,066

Mark Vershaw was just the sixth forward in Big Ten history to register at least 1,000 points, 400 rebounds and 300 assists ... never missed a game during his UW career ... finished his career tied for the school record with 128 games played ... exited UW sixth in career assists (311) and fifth in minutes played (3,466) ... leading scorer on UW's 2000 Final Four team and set school records for minutes played (1,122) and assists by a forward (118) that year

Season	G	FG-A	PCT	3P-A	PCT	FT-A	PCT	REB	AST	PTS-AVG
1997-98	31	59-134	.440	4-10	.400	42-72	.583	83	52	164-5.3
1998-99	32	84-185	.454	0-3	.000	61-75	.813	97	56	229-7.2
1999-00	36	148-326	.454	21-40	.525	106-144	.736	153	118	423-11.8
2000-01	29	79-203	.389	6-35	.171	86-119	.723	119	85	250-8.6
Totals	128	370-848	.436	31-88	.352	295-410	.720	452	311	1066-8.3

34. Chuck Nagle — 1,064

A three-year starter, Chuck Nagle broke UW's 62-year-old season scoring record with his 463-point performance in 1966-67... appeared in all 72 games of his career ... academic All-Big Ten in 1966-67 ... led UW in scoring and free throw percentage in 1966-67 ... scored a career-high 37 points vs. Michigan (3/4/67), still tied as the eighth highest-scoring game in UW history

Season	G	FG-A	PCT	3P-A	PCT	FT-A	PCT	REB	AST	PTS-AVG
1966-67	24	188-421	.447	—	—	87-117	.744	193	--	463-19.3
1967-68	24	146-312	.468	—	—	48-70	.686	106	--	340-14.2
1968-69	24	104-259	.402	—	—	53-63	.841	102	--	261-10.9
Totals	72	438-992	.442	—	—	188-250	.752	401	--	1064-14.8

35. Sean Daugherty — 1,057

Sean Daugherty appeared in 117 games (including 96 straight) during his UW career ... finished career as the school's all-time record holder with 227 offensive rebounds ... only the seventh player in school history to register 1,000 points and 600 rebounds ... registered 11 career double-doubles ... team tri-captain as a senior ... earned team's Badger Award in 1997-98 ... career-high 24 pts in final game (vs. Illinois)

Season	G	FG-A	PCT	3P-A	PCT	FT-A	PCT	REB	AST	PTS-AVG
1994-95	26	43-123	.350	13-47	.277	20-34	.588	99	13	119-4.6
1995-96	32	125-272	.460	12-39	.308	70-96	.729	202	33	332-10.4
1996-97	28	104-235	.443	17-48	.354	45-65	.692	151	22	270-9.6
1997-98	31	125-282	.443	11-34	.324	75-105	.714	192	33	336-10.8
Totals	117	397-912	.435	53-168	.315	210-300	.700	644	101	1057-9.0

36. J.J. Weber — 1,021

A three-year starter, J.J. Weber was named team MVP in 1986-87 after leading the Badgers in nearly every category including scoring, rebounding, field goal percentage, free throw percentage, steals and minutes ... led Badgers in rebounding in both 1984-85 and 1986-87 ... paced club in blocked shots in 1985-86 and 1986-87 ... tabbed team's Most Improved Player in 1984-85 ... finished career ranked second on UW's career blocked shots list (95) number one on the field goal percentage list (.527)

Season	G	FG-A	PCT	3P-A	PCT	FT-A	PCT	REB	AST	PTS-AVG
1983-84	18	7-13	.538	—	—	2-5	.400	18	6	16-0.9
1984-85	28	85-173	.491	—	—	37-53	.698	162	53	207-7.4
1985-86	28	131-258	.508	—	—	67-89	.753	161	55	329-11.8
1986-87	31	182-324	.562	—	—	105-141	.745	251	69	469-15.1
Totals	105	405-768	.527	—	—	211-288	.733	592	183	1021-9.7

37. Willie Simms — 1,015

Willie Simms started in three different seasons for the Badgers, leading the team in assists in each of his last two seasons ... team captain in 1990-91 ... named team's Most Improved Player in 1988-89 ... led Badgers in field goal percentage and free throw percentage in 1989-90 ... exited UW ranked second in the school's all-time annals for both offensive rebounds (176) and career field goal percentage (.545) ... scored career-high 31 points vs. Bowling Green (3/13/91)

Season	G	FG-A	PCT	3P-A	PCT	FT-A	PCT	REB	AST	PTS-AVG
1987-88	2	1-4	.250	0-0	—	2-5	.400	7	3	4-2.0
1988-89	30	84-162	.519	1-2	.500	21-53	.396	99	52	190-6.3
1989-90	30	153-284	.539	2-6	.333	92-146	.630	145	97	400-13.3
1990-91	29	153-267	.573	1-3	.333	114-179	.637	149	98	421-14.5
Totals	91	391-717	.545	4-11	.364	229-383	.598	400	250	1015-11.2

30-Point Performances

Pts.	Player	Opponent	Date	Pts.	Player	Opponent	Date
42	Ken Barnes	Indiana	3/8/65	31	James Johnson	Northwestern	2/21/67
42	Michael Finley	at E. Michigan	12/10/94	31	Joe Franklin	Purdue	3/2/68
39	Rick Olson	Michigan	1/14/84	31	Albert Henry	Minnesota	1/13/70
39	Jordan Taylor	at Indiana	3/3/11	31	Clarence Sherrod	Michigan	1/9/71
38	Joe Franklin	Michigan State	1/16/68	31	Bruce McCauley	at Northwestern	1/4/75
38	Dale Koehler	Iowa	2/1/75	31	Wes Matthews	at Michigan	2/22/79
38	Devin Harris	Minnesota	2/4/04	31	Claude Gregory	Nebraska	12/27/79
38	Alando Tucker	E. Kentucky	11/19/05	31	Larry Petty	Minnesota	3/7/81
37	Chuck Nagle	Michigan	3/4/67	31	Cory Blackwell	at Purdue	3/12/83
36	Dale Koehler	at Michigan	2/2/76	31	Scott Roth	at Northern Illinois	12/22/84
36	Tracy Webster	SE Missouri St.	11/25/91	31	Scott Roth	Illinois	1/17/85
36	Michael Finley	Missouri	3/19/94	31	Rick Olson	Purdue	1/19/85
35	Jack Brens	Indiana	2/25/63	31	Rick Olson	Illinois	2/15/86
35	Clarence Sherrod	at Iowa	2/10/70	31	Danny Jones	at Michigan	2/25/89
35	Claude Gregory	Kentucky State	12/5/80	31	Willie Simms	Bowling Green	3/13/91
35	Rick Olson	San Francisco St.	12/2/85	30	Paul Morrow	Indiana	2/16/53
35	Don Rehfeldt	at Northwestern	2/11/50	30	Jim Biggs	Northwestern	2/28/59
34	Don Rehfeldt	Iowa	2/28/49	30	Mark Zubor	Illinois	12/15/64
34	Bob Litzow	Indiana	2/10/58	30	Joe Franklin	Nebraska	12/1/65
34	Joe Franklin	Michigan	1/6/68	30	Joe Franklin	Illinois	3/11/67
34	Cory Blackwell	Ohio State	2/9/83	30	Chuck Nagle	Purdue	3/2/68
34	Cory Blackwell	at Minnesota	2/19/83	30	Joe Franklin	at Northwestern	3/9/68
34	Michael Finley	Ohio State	1/20/93	30	Clarence Sherrod	Ohio	1/31/70
33	Dick Miller	at Michigan St.	2/27/56	30	Clarence Sherrod	Michigan State	2/7/70
33	Ron Jackson	Dayton	12/28/61	30	Clarence Sherrod	Ohio State	2/24/70
33	Dale Koehler	Loyola Chicago	12/6/75	30	Clarence Sherrod	Tulane	12/19/70
33	Claude Gregory	at Iowa	2/28/81	30	Wes Matthews	at Purdue	2/16/80
33	Scott Roth	Oklahoma St.	12/29/83	30	Rick Olson	Purdue	2/13/86
33	Trent Jackson	at Butler	12/10/88	30	J.J. Weber	Northwestern	3/1/87
33	Tracy Webster	Illinois	2/20/92	30	Trent Jackson	Minnesota	2/28/88
33	Michael Finley	Purdue	2/13/93	30	Tim Locum	Western Kentucky	11/25/89
33	Kirk Penney	Marquette	12/22/01	30	Michael Finley	Michigan	2/26/92
33	Devin Harris	Ohio State	2/14/04	30	Michael Finley	at Illinois	1/27/93
32	Dick Miller	at Ohio State	1/14/56	30	Michael Finley	at Michigan	1/29/94
32	Joe Franklin	Arizona	12/30/66	30	Sam Okey	UW-Milwaukee	12/10/96
32	Clarence Sherrod	Eastern Illinois	12/1/70	30	Sean Mason	at Penn State	2/14/98
32	Leon Howard	at Ohio State	2/5/72	30	Kirk Penney	at Minnesota	2/16/02
32	Claude Gregory	Iowa	1/15/81	30	Devin Harris	Illinois	1/24/04
32	Rick Olson	Ohio State	2/9/85	30	Jason Bohannon	Indiana	2/13/10
32	Rick Olson	at Michigan St.	1/30/86	30	Jordan Taylor	Michigan State	2/6/11
32	Rick Olson	at Minnesota	2/22/86				
32	Danny Jones	Ohio State	3/4/89				
32	Michael Finley	UW-Green Bay	12/5/92				
32	Michael Finley	Michigan St.	2/2/94				
32	Alando Tucker	Pittsburgh	12/16/06				
31	John Kotz	Iowa	3/7/42				
31	Dick Cable	at Notre Dame	12/4/54				
31	Dick Cable	Tulane	12/20/54				
31	Dick Miller	Minnesota	2/21/55				
31	Ken Siebel	Utah	12/28/62				
31	Jack Brens	Utah	12/28/62				

NOTE: The only players to have back-to-back 30-point games are Michael Finley (30 at Michigan and 32 vs. Michigan State in 1994); Rick Olson (30 vs. Purdue and 31 vs. Illinois in 1986); and Clarence Sherrod (30 vs. Michigan State and 35 vs. Iowa in 1970).

Devin Harris nearly had three consecutive 30-point games in 2003-04. He scored 30 against Illinois then had 29 at Ohio State and 38 vs. Minnesota. The 97 points over a three-game stretch were the most by a player in UW history.

Honors and Awards

Naismith Hall of Fame

1959 Dr. Walter Meanwell
1959 Harold Olsen
1959 Chris Steinmetz Sr.
1964 Harold Foster

Years indicate year of induction

Academic All-America

1974 Dan Anderson

Helms Foundation Player of the Year

1905 Chris Steinmetz Sr.
1912 Otto Stangel
1916 George Levis
1918 William Chandler

John Wooden Award Final Ballot

2001 Mike Kelley
2004 Devin Harris
2007 Alando Tucker
2011 Jon Leuer
Jordan Taylor

Preseason John Wooden Award Candidate

1995 Michael Finley
1998 Sam Okey
2001 Mike Kelley
2003 Kirk Penney
2005 Alando Tucker
2007 Alando Tucker
2007 Kammron Taylor
2009 Marcus Landry
2011 Jon Leuer
2012 Jordan Taylor

Naismith Award Finalist

2004 Devin Harris
2007 Alando Tucker

Preseason Naismith Award Candidate

1995 Michael Finley
2001 Mike Kelley
2007 Alando Tucker
2007 Kammron Taylor

Senior CLASS Award

2007 Alando Tucker

Adolph Rupp Award Finalist

2004 Devin Harris
2007 Alando Tucker

Oscar Robertson Trophy Finalist

2004 Devin Harris
2007 Alando Tucker

USBWA District V Player of the Year

2004 Devin Harris
2007 Alando Tucker

USBWA First-Team All-District

2004 Devin Harris
2005 Mike Wilkinson
2006 Alando Tucker
2007 Alando Tucker
2010 Trévon Hughes
2011 Jon Leuer
Jordan Taylor

NABC Career Achievement Award

2007 Alando Tucker

NABC Player of the Year Finalist

2007 Alando Tucker

NABC First-Team All-District

1950 Don Rehfeldt
1952 Ab Nicholas
1955 Dick Cable
1968 Joe Franklin
1984 Cory Blackwell
1986 Rick Olson
1989 Danny Jones
1990 Danny Jones
1990 Terry Mills
1991 Patrick Thompkins
1994 Michael Finley
1995 Michael Finley
1997 Sam Okey
1999 Sean Mason
2003 Kirk Penny
2004 Devin Harris
2005 Mike Wilkinson
2006 Alando Tucker
2007 Alando Tucker
2008 Brian Butch
2011 Jon Leuer
Jordan Taylor

NABC Second-Team All-District

1971 Clarence Sherrod
1980 Wes Matthews
1981 Claude Gregory
1983 Brad Sellers
1985 Scott Roth
1989 Trent Jackson
1992 Tracy Webster
1993 Michael Finley
2001 Mike Kelley
2002 Kirk Penny
2004 Mike Wilkinson
2005 Alando Tucker
2007 Kammron Taylor
2010 Trévon Hughes

NABC Honorable Mention All-District

1953 Dick Cable

Preseason Bob Cousy Award Candidate

2007 Kammron Taylor
2010 Trévon Hughes
2011 Jordan Taylor
2012 Jordan Taylor

Bob Cousy Award Finalist

2004 Devin Harris
2011 Jordan Taylor

Rupp Cup National Coach of the Year

2007 Bo Ryan

Clair Bee Coach of the Year

2007 Bo Ryan

Jim Phelan National Coach of the Year

2008 Bo Ryan

Naismith Coach of the Year Finalist

2005 Bo Ryan
2007 Bo Ryan

NABC Outstanding Service Award

2009 Bo Ryan

NABC District Coach of the Year

2003 Bo Ryan
2008 Bo Ryan

NABC Gaurdians of the Game

2004 Bo Ryan

NCAA Tournament MVP

1941 John Kotz

NCAA West Region MVP

2000 Jon Bryant

NCAA All-West Region

2000 Mike Kelley
Andy Kowske

NCAA All-Syracuse Region

2005 Clayton Hanson
Alando Tucker

World Basketball Championships

2002 Michael Finley, USA
Kirk Penney, New Zealand
2006 Kirk Penney, New Zealand
2010 Kirk Penney, New Zealand

Olympic Games

2000 Kirk Penney, New Zealand
2004 Kirk Penney, New Zealand

Team USA

1993 Michael Finley

World University Games

1993 Michael Finley, USA
1997 Hennssy Auriantal, Canada
2009 Bo Ryan, USA (head coach)

Goodwill Games

1994 Michael Finley, USA

Pan-Am Games

2011 Brian Butch
2011 Greg Stiemsma

Big Ten Coach of the Year

2002 Bo Ryan
2003 Bo Ryan

Big Ten MVP

1941 Gene Englund
1942 John Kotz

1947 Glen Selbo
1950 Don Rehfeldt
2004 Devin Harris
2007 Alando Tucker

Chicago Tribune Silver Basketball Award

1947 Glen Selbo
1950 Don Rehfeldt
2004 Devin Harris
2007 Alando Tucker

Big Ten Freshman of the Year

1996 Sam Okey

Big Ten Defensive Player of the Year

1999 Mike Kelley

Big Ten Sixth Man of the Year

2008 Jason Bohannon

Big Ten All-Defensive Team

2007 Michael Flowers
2008 Michael Flowers
Joe Krabbenhoft
2010 Trévon Hughes
2011 Jordan Taylor
2012 Josh Gasser

Big Ten Tournament MOP

2004 Devin Harris
2008 Marcus Landry

All-Big Ten

1907 Arthur Frank
Charles Scribner
1908 Hugh Harper
Helmer Swenholt
1911 Walter Scoville
1912 Walter Scoville
Otto Stangel
1913 Carl Harper
Allen Johnson
Eugene Van Gent
John Van Riper
1914 Carl Harper
Eugene Van Gent
1915 George Levis
1916 William Chandler
George Levis
Harold Olsen
1917 William Chandler
Paul Meyers
Harold Olsen

1923 Gus Tebell
Rollie Williams
1924 Marshall Diebold
1925 Marshall Diebold
1928 George Hotchkiss
1929 Ed Chmielewski
Harold Foster
1930 Ed Chmielewski
Harold Foster
1934 Rolf Poser
1935 Gilbert McDonald
Rolf Poser
1938 Howard Powell
1940 Gene Englund
1941 Gene Englund
John Kotz
1942 John Kotz
1947 Bob Cook
Walt Lautenbach
Glen Selbo
1948 Bob Cook (2)
Don Rehfeldt (2)
1949 Don Rehfeldt (1)
1950 Don Rehfeldt (1)
1951 Ab Nicholas (1)
1952 Ab Nicholas (1)
1953 Dick Cable (HM)
Paul Morrow (HM)
Charles Seifert (HM)
1954 Dick Cable (HM)
Paul Morrow (HM)
Ron Weisner (HM)
1955 Dick Cable (HM)
1956 Dick Miller (2)
1957 Bob Litzow (3)
1958 Walt Holt (HM)
Bob Litzow (HM)
1959 Jim Biggs (HM)
1960 Tom Hughbanks (HM)
1961 Tom Hughbanks (HM)
Ron Jackson (HM)
Ken Seibel (HM)
1962 Ken Seibel (2)
Mike O'Melia (3)
Don Hearden (HM)
Tom Hughbanks (HM)
1963 Ken Seibel (2)
Jack Brens (3)
1964 Jack Brens (HM)
1965 Jim Bohan (HM)
Mark Zubor (HM)
1966 Joe Franklin (HM)
1967 Chuck Nagle (2)
Joe Franklin (3-UPI, HM-AP)
1968 Joe Franklin (1)
James Johnson (HM)
1969 Clarence Sherrod (HM)
James Johnson (HM)

1970 Clarence Sherrod (2)
Al Henry (HM)
1971 Clarence Sherrod (2)
Leon Howard (HM)
1972 Leon Howard (2)
1973 Leon Howard (HM)
1974 Gary Anderson (2-AP)
Kim Hughes (3-UPI)
Dale Koehler (HM-UPI)
1975 Dale Koehler (HM)
Bruce McCauley (HM)
1976 Dale Koehler (3-UPI, HM-AP)
1977 James Gregory (HM)
Bob Falk (HM)
1978 Arnold Gaines (HM-AP)
1979 Wes Matthews (HM)
Joe Chernelich (HM-AP)
Claude Gregory (HM-AP)
Larry Petty (HM-AP)
1980 Wes Matthews (2)
Claude Gregory (3-UPI, HM-AP)
Joe Chernelich (HM-AP)
1981 Claude Gregory (2)
Larry Petty (HM)
John Bailey (HM-AP)
1982 Brad Sellers (HM)
John Bailey (HM-AP)
1983 Brad Sellers (2-AP, HM-UPI)
1984 Rick Olson (HM-AP)
Scott Roth (HM-AP)
1985 Scott Roth (2)
1986 Rick Olson (3-UPI, HM-AP)
J.J. Weber (HM-AP)
1987 J.J. Weber (2-UPI, HM-AP)
Mike Heineman (HM-AP)
Trent Jackson (HM-AP)
1988 Trent Jackson (3-UPI, HM-AP)
Danny Jones (HM-AP)
1989 Danny Jones (2)
Trent Jackson (2-AP, 3-UPI)
Tom Molaski (HM-AP)
1990 Danny Jones (2-M, 3-C)
1991 Patrick Tompkins (1-M, 2-C)
Willie Simms (HM)
1992 Tracy Webster (2)
Michael Finley (HM-M)
1993 Michael Finley (1)
Tracy Webster (3)
1994 Michael Finley (2)
Tracy Webster (HM)
1995 Michael Finley (1-C, 2-M)
Rashard Griffith (1-M, 2-C)
1996 Sam Okey (HM-C)
1997 Sam Okey (2-M, 3-C)
Paul Grant (HM)
1998 Sean Mason (HM)
1999 Sean Mason (2)
Ty Calderwood (3-M)

2001 Roy Boone (3-C, HM-M)
Mike Kelley (HM-M)
2002 Kirk Penney (1)
Charlie Wills (HM-C)
2003 Kirk Penney (1)
Devin Harris (2-C, 3-M)
Alando Tucker (HM-M)
2004 Devin Harris (1)
Mike Wilkinson (2)
2005 Mike Wilkinson (1)
Alando Tucker (3)
2006 Alando Tucker (1)
Kammron Taylor (HM)
2007 Alando Tucker (1)
Kammron Taylor (2)
Brian Butch (HM-C)
Michael Flowers (HM-M)
2008 Brian Butch (1)
Michael Flowers (2-M, 3-C)
Marcus Landry (2-C, 3-M)
Trévon Hughes (HM)
2009 Marcus Landry (2-C, 3-M)
Trévon Hughes (HM)
Joe Krabbenhoft (HM-M)
2010 Trévon Hughes (2)
Jason Bohannon (3)
Jon Leuer (HM)
2011 Jordan Taylor (1)
Jon Leuer (1-C, 2-M)
Keaton Nankivil (HM)
2012 Jordan Taylor (1-C, 2-M)
Jared Berggren (HM)
Ryan Evans (HM)

Big Ten All-Tournament Team

2004 Devin Harris
Mike Wilkinson
2005 Zach Morley
Alando Tucker
2007 Alando Tucker
Kammron Taylor
2008 Michael Flowers
Marcus Landry

Academic All-Big Ten

1967 Chuck Nagle
1970 Clarence Sherrod
1972 Lee Oler
1974 Gary Anderson
1978 Bill Pearson
1982 Steve Jacobson
1985 Rod Ripley
1986 Rod Ripley
1987 Rod Ripley
1988 Rob Willey
1990 Billy Douglass
1991 Damon Harrell
Grant Johnson
Jay Peters

1992 Damon Harrell
Grant Johnson
Jay Peters
Jeff Petersen
1993 Chris Conger
Damon Harrell
Grant Johnson
Jeff Petersen
1994 Chris Conger
Grant Johnson
Jeff Petersen
1996 Shawn Carlin
1997 Hennssy Auriantal
Paul Grant
Mike Kosolcharoen
1998 Brian Vraney
1999 Hennssy Auriantal
Mike Kelley
Andy Kowske
2000 Erik Faust
Mike Kelley
Andy Kowske
2001 Mike Kelley
Andy Kowske
2002 Max Peek
Kirk Penney
Ike Ukawuba
Mike Wilkinson
2003 Clayton Hanson
Ike Ukawuba
2004 Clayton Hanson
Ike Ukawuba
2005 Brian Butch
Clayton Hanson
2007 Brian Butch
Morris Cain
Jason Chappell
Kevin Gullikson
Joe Krabbenhoft
2008 Brian Butch
Morris Cain
Kevin Gullikson
Joe Krabbenhoft
Brett Valentyn
2009 Morris Cain
Kevin Gullikson
Tim Jarmusz
Joe Krabbenhoft
Jon Leuer
Brett Valentyn
2010 Jared Berggren
Tim Jarmusz
Jon Leuer
Ian Markolf
Keaton Nankivil
Brett Valentyn
2011 Jared Berggren
Dan Fahey
Tim Jarmusz

Keaton Nankivil
Brett Valentyn

Big Ten Player of the Week

1982-83 Brad Sellers (Jan. 24)
1983-84 Rick Olson (Jan. 16)
1985-86 Rick Olson (Feb. 17)
1987-88 Byron Robinson (Jan. 5)
1988-89 Trent Jackson (Feb. 21)
1992-93 Michael Finley (Jan. 25)
Michael Finley (March 1)
1993-94 Michael Finley (Jan. 10)
1996-97 Sam Okey (Dec. 16)
1998-99 Sean Mason (Dec. 28)
1999-00 Andy Kowske (Dec. 26)
Maurice Linton (March 7)
2000-01 Roy Boone (Dec. 18)
2001-02 Kirk Penney (Dec. 24)
Kirk Penney (Dec. 31)
Kirk Penney (Feb. 18)
2002-03 Kirk Penney (Nov. 18)
Devin Harris (Jan. 6)
Kirk Penney (Feb. 17)
2003-04 Devin Harris (Jan. 12)
Mike Wilkinson (Jan. 26)
Devin Harris (Feb. 16)
Devin Harris (March 8)
2004-05 Mike Wilkinson (Jan. 17)
Mike Wilkinson (Jan. 24)
2005-06 Alando Tucker (Feb. 20)
2006-07 Alando Tucker (Dec. 18)
Kammron Taylor (Jan. 15)
Alando Tucker (Jan. 29)
Alando Tucker (Feb. 12)
2007-08 Brian Butch (Dec. 31)
2008-09 Joe Krabbenhoft (Feb. 16)
2009-10 Trévon Hughes (Dec. 7)
Jon Leuer (March 7)
2010-11 Jon Leuer (Dec. 6)
Jon Leuer (Feb. 7)
Jordan Taylor (Feb. 14)
2011-12 Jordan Taylor (Jan. 23)

Team MVP

1941 Gene Englund
1942 John Kotz
1943 Bob Sullivan
1944 Ray Patterson
1945 Ray Patterson
1946 Bob Cook
1947 Glen Selbo
1948 Bob Cook
1949 Don Rehfeldt
1950 Don Rehfeldt
1951 Ab Nicholas

1952 Ab Nicholas
1953 Charles Siefert
1954 Paul Morrow
1955 Dick Cable
1956 Dick Miller
1957 Bob Litzow
1958 Walter Holt
1959 Bob Barneson
1960 Fred Clow
1961 Ken Siebel
1962 Ken Siebel
1963 Ken Siebel
1964 Ken Gustafson
1965 Jim Bohan
1966 Paul Morenz
1967 Joe Franklin
1968 Joe Franklin
1969 James Johnson
1970 Albert Henry
1971 Glen Richgels
1972 Leon Howard
1973 Leon Howard
Kim Hughes
1974 Gary Anderson
Kim Hughes
1975 Dale Koehler
1976 Dale Koehler
1977 Bob Falk
1978 Arnold Gaines
1979 Wes Matthews
1980 Joe Chrnlich
1981 Claude Gregory
1982 John Bailey
1983 Cory Blackwell
1984 Cory Blackwell
1985 Scott Roth
1986 Rick Olson
1987 J.J. Weber
1988 Trent Jackson
1989 Trent Jackson
1990 Danny Jones
1991 Patrick Tompkins
1992 Tracy Webster
1993 Michael Finley
1994 Michael Finley
1995 Rashard Griffith

No Team MVPs were named from 1996-2011

Captains

1899 Walter Hirschberg
1900 Walter Hirschberg
1901 Walter Hirschberg
1902 Henry Helmholz

1903 John Potter
1904 Harvey Schofield
1905 Chris Steinmetz Sr.
1906 James Bush
1907 Charles Scribner
1908 Harlan Rogers
1909 Helmer Swenholt
1910 William Witt
1911 Albert Birch
1912 Walter Scoville
1913 John Van Riper
1914 Eugene Van Gent
1915 E.O. Lange
1916 Mel Haas
1917 George Levis
Harold Olsen
1918 William Chandler
1919 Anthony Zulfer
1920 Harold Knapp
1921 Warren Taylor
1922 Duke Caesar
1923 Gus Tebell
1924 Douglas Gibson
1925 Marshall Diebold
1926 Henry Brooks
1927 Rollie Barnum
Ralph Merkel
1928 Louis Behr
1929 John Doyle
Elmer Tenhopen
1930 Harold Foster
1931 Ed Chmielewski
John Paul
1932 Marvin Steen
1933 Ray Wickman
1934 Rolf Poser
1935 Rolf Poser
1936 Edward Stege
1937 Gordy Fuller
1938 Howard Powell
George Rooney
1939 Byron Bell
David Dupee
Robert Weigandt
1940 Walter Anderson
John Rundell
1941 Gene Englund
1942 Robert Alwin
1943 John Kotz
1944 Ray Patterson
1945 Ray Patterson
1946 Eugene Mathews
1947 Walter Lautenbach
1948 Edward Mills
1949 Douglas Rogers

1950 Robert Mader	1979 Joe Chernelich	Michael Finley
1951 James Van Dien	Arnold Gaines	1995 Michael Finley
1952 Edward Carpenter	1980 Joe Chernelich	1996 Osita Nwachukwu
1953 Charles Siefert	Robert Jenkins	1997 Paul Grant
Thomas Ward	1981 Dan Hastings	1998 Ty Calderwood
1954 Robert Weber	1982 John Bailey	Sean Daugherty
1955 Richard Cable	Steve Jacobson	Sean Mason
1956 Richard Jorgensen	Gary Zinkgraf	1999 David Burkemper
1957 Glenn Borland	1983 Greg Dandridge	2000 Jon Bryant
1958 Glenn Borland	1984 Cory Blackwell	Duany Duany
1959 Robert Barneson	Scott Roth	2001 Mike Kelley
1960 Robert Barneson	1985 Scott Roth	Maurice Linton
1961 James Biggs	1986 Jay Laszewski	2002 Travon Davis
1962 Thomas Hughbanks	Rick Olson	Charlie Wills
1963 Thomas Gwyn	Gregg Steinhaus	2003 Kirk Penney
1964 Michael O'Melia	1987 Mike Heineman	2004 Freddie Owens
1965 James Bohlen	Rod Ripley	Devin Harris
1966 Kenneth Gustafson	J.J. Weber	2005 Mike Wilkinson
Mark Zubor	1988 Tom Molaski	Sharif Chambliss
1967 Dennis Sweeney	Rodney Tapp	2006 Alando Tucker
1968 Michael Carlin	1989 Trent Jackson	Ray Nixon
Joe Franklin	Danny Jones	2007 Alando Tucker
1969 James Johnson	Tom Molaski	Kammron Taylor
John Schell	1990 Danny Jones	Jason Chappell
1970 Al Henry	Tim Locum	2008 Brian Butch
1971 Dennis Conlon	Kurt Portmann	Michael Flowers
Clarence Sherrod	1991 John Ellenson	Greg Stiemsma
1972 Robert Frasor	Tim Locum	2009 Joe Krabbenhoft
1973 Leon Howard	Willie Simms	Marcus Landry
1974 Kim Hughes	Patrick Tompkins	2010 Jason Bohannon
1975 Dale Koehler	1992 Billy Douglass	Trévon Hughes
1976 Dale Koehler	Tracy Webster	2011 Tim Jarmusz
1977 Pete Brey	1993 Tracy Webster	Jon Leuer
1978 James Smith III	1994 Tracy Webster	Keaton Nankivil

All-Americans

MOST CONSENSUS FIRST-TEAM ALL-AMERICANS

Wisconsin has had 17 individuals earn a total of 20 consensus first-team All-America honors. UW's 17 All-Americans ranks third among all Div. I schools and the Badgers' 20 All-America honors ranks seventh all-time.

Team	All-Americans	Team	Individuals
1. Kansas	27	1. Kansas	20
2. North Carolina	25	2. Kentucky	18
3. Purdue	24	3. Wisconsin	17
Penn.	24	4. North Carolina	16
5. Kentucky	23	Purdue	16
6. Notre Dame	22	6. Duke	15
7. Wisconsin	20	7. Penn.	14
UCLA	20	UCLA	14
9. Columbia	19	9. Columbia	13
10. Duke	18	Notre Dame	13

Consensus All-Americans

(According to official NCAA record book)

- 1905 C.D. McLees
Chris Steinmetz, Sr.*
- 1907 Frank Arthur
- 1908 Hugh Harper
Helmer Swenholt
- 1909 Helmer Swenholt
- 1911 Walter Scoville
- 1912 Otto Stangel*
- 1913 Allen Johnson
- 1914 Carl Harper
Eugene Van Gent
- 1915 George Levis
- 1916 William Chandler
George Levis*
- 1917 Harold Olsen
- 1918 William Chandler*
Eber Simpson
- 1941 Gene Englund
- 1942 John Kotz
- 2007 Alando Tucker

* Helms Foundation National Player of the Year

Second-Team All-Americans

- 1943 John Kotz
- 1950 Don Rehfeldt
- 2004 Devin Harris
- 2011 Jordan Taylor

USBWA All-American

- 2007 Alando Tucker

NABC All-American

- 2007 Alando Tucker

John Wooden All-American

- 2004 Devin Harris
- 2007 Alando Tucker

All-America Votes

- 1930 Harold Foster (Christy Walsh Synd.)
- 1941 Gene Englund (Helms Found. 1st; Converse Yearbook 1st; Madison Square Garden 1st)

- 1942 John Kotz (Helms Found. 1st, Converse Yearbook 1st; Madison Square Garden 1st; *Pic Magazine* 1st)
- 1947 Bob Cook (NABC 2nd)
- 1950 Don Rehfeldt (AP 2nd; NABC 2nd)
- 1984 Cory Blackwell (AP hon. mention)
- 1989 Danny Jones (AP hon. mention)
- 1993 Michael Finley (AP hon. mention)
- 1994 Michael Finley (AP hon. mention)
- 1995 Michael Finley (AP hon. mention)
- 1999 Sean Mason (AP hon. mention)
- 2003 Kirk Penney (AP hon. mention)
- 2004 Devin Harris (Wooden Award, Rivals.com 1st; AP 2nd; NABC 2nd; USBWA 2nd; *The Sporting News* 2nd; ESPN.com 2nd; SI.com 2nd; FoxSports.com 2nd)
- 2007 Alando Tucker, F (Wooden Award, AP 1st; NABC 1st; USBWA 1st; ESPN.com 1st; *Basketball Times* 1st; SI.com 1st; *The Sporting News* 1st; National Collegiate Basketball Hall of Fame 1st; Rivals.com 1st; CollegeHoops.net 1st; CBS Sportsline.com 2nd)
- 2010 Trevon Hughes, G (*The Sporting News* 5th)
- 2011 Jon Leuer, F (AP hon. mention) Jordan Taylor, G (AP 2nd; NABC 3rd; FoxSports.com 1st; *The Sporting News* 2nd; SI.com 2nd; Yahoo! 2nd; CBSsports.com 2nd)

Teams used for consensus selections:

- Helms Foundation - 1905-48
- Converse Yearbook - 1932-48
- College Humor Magazine - 1929-33, 1936
- Christy Walsh Syndicate - 1929-30
- Literary Digest Magazine - 1934
- Madison Square Garden - 1937-42
- Omaha World Newspaper - 1937
- Newspaper Enterprises Assoc. - 1938, '53-63
- Colliers (Basketball Coaches) - 1939, '49-56
- Pic Magazine* - 1942-44
- Argosy Magazine* - 1945
- True Magazine* - 1946-47
- International News Service - 1950-58
- Look Magazine - 1949-63
- United Press International - 1949-96
- Sporting News* - 1943-46, 1997-2011
- The Associated Press - 1948-2011
- NABC - 1957-2011
- USBWA - 1960-2011

First-Team All-Americans

C.D. McLees

1905

One of Wisconsin's first All-Americans, along with Chris Steinmetz, Sr. ... named All-American in senior season of 1904-1905 ... was part of the first group of college basketball players to be honored with All-American status ... the Helms Athletic Foundation, which began in 1936, retroactively named the All-American teams from 1905 to 1935

Chris Steinmetz Sr.

1905

All-America guard who was named Helms Foundation National Player of the Year as a senior in 1905 ... known as "The Father of Wisconsin Basketball" ... played from 1902-05 ... captain of 1905 team that toured eastern United States, playing a nine-game tour that helped popularize the game on campus ... set UW single-season scoring mark of 462 points in 1905 ... scored a single-game high of 50 points in opening game of his senior season (1904-05) ... had a record 20 field goals vs. Beloit College and made 26 free throws vs. the Two Rivers Athletic Club ... member of National Basketball and Wisconsin State Halls of Fame ... native of Milwaukee, Wis.

Frank Arthur

1907

All-American in 1906-07 season ... earned All-Big Ten honors as a member of Wisconsin's first Big Ten championship team in 1907, a team that went 11-3 (6-2 in Big Ten) ... the Helms Athletic Foundation, which began in 1936, retroactively named the All-American teams from 1905 to 1935

Hugh Harper

1908

All-American selection in 1908 ... Wisconsin boasted a 33-7 record in his three seasons ... member of UW's first Big Ten championship team in 1907 ... served as team captain and earned All-Big Ten honors for the 1908 Big Ten championship team, which went 10-2 (7-1 in Big Ten) ... younger brother, Carl Harper, would earn All-American status at Wisconsin in 1914 ... native of Madison, Wis.

Helmer Swenholt

1908-09

Two-time All-American in 1908 and 1909 ... three-year letterwinner from 1907-09 ... member of two Big Ten championship teams in 1907 and 1908, earning All-Big Ten honors in 2008 ... later became highly decorated colonel in the Army Corps of Engineers, earning a purple heart and bronze star while serving in both World War I and II ... native of Wittenberg, Wis.

Walter Scoville

1911

All-American in 1911 ... Wisconsin's first two-time All-Big Ten selection, earning the honor in 1911 and 1912 ... lettered from 1910-12 ... senior on the 1912 Helms Foundation National Championship team that went 15-0 and 12-0 in the Big Ten

Otto Stangel

1912

All-American and Helms Foundation National Player of the Year in 1912 ... member of Helms Foundation national championship team that finished 15-0 (12-0 in Big Ten) ... earned All-Big Ten honors after leading the conference in scoring with a Big Ten-record 177 points (11.8 pts per game), a record that stood for eight seasons ... inducted into Wisconsin Athletics Hall of Fame in 1995 ... native of Two Rivers, Wis.

Allen Johnson

1913

All-American in 1913 ... lettered in 1912-13 ... member of back-to-back Big Ten championship teams, including the 1912 Helms Foundation National Championship team that went 15-0 ... earned 1913 All-Big Ten honors

Carl Harper

1914

All-American in 1914 ... two-time All-Big Ten selection in 1913 and 1914 ... helped UW compile a 44-1 record in his tenure, and sat out the only loss (vs. Chicago in 1913) with a sprained ankle ... member of three Big Ten championship teams and both the 1912 and 1914 Helms Foundation National Championship teams ... older brother, Hugh Harper, was named an All-American at Wisconsin in 1908 ... native of Madison, Wis.

Eugene Van Gent

1914

All-American in 1914 ... two-time All-Big Ten honoree in 1913 and 1914 ... lettered from 1912-14 ... member of three Big Ten championship teams and both the 1912 and 1914 Helms Foundation National Championship teams ... also played football and ran track at Wisconsin ... later served as the head basketball coach at Missouri (1914-16), Texas (1916-17) and Stanford (1921-22), tallying a career coaching record of 42-19 ... also served as the head football coach at Texas in 1916, at the University of California-Davis in 1920 and at Stanford in 1921, compiling a career football mark of 14-8-3 ... native of Chicago, Ill.

George Levis

1915-16

Two-time All-American and Helms Foundation National Player of the Year in 1916 ... All-Big Ten in 1915 and 1916 ... played from 1915-17 ... member of 1916 squad that posted 20-1 record and won the Big Ten championship ... led the Big Ten with 109 points in 12 games in 1916 ... also an outstanding baseball player at Wisconsin ... coached Indiana University basketball team in 1921 and 1922, posting a record of 25-16 ... his family started Illinois Glass Company and George played a prominent role in developing basketball's glass backboards ... a native of Madison, Wis. ... enshrined into Madison Sports Hall of Fame in 1964 ... inducted into Wisconsin Athletics Hall of Fame in 1991

Harold Olsen

1917

All-American center in 1917 ... co-captain of 1917 team and member of the 1916 Helms Foundation National Championship team ... All-Big Ten in 1916 and 1917 ... would go on to serve as head coach at Ohio State for 24 seasons (1923-46), leading his team to an overall record of 255-192 ... in 1939, helped create the NCAA postseason basketball tournament ... as a coach, Olsen spent time at Ripon College (1919), where his teams won three conference titles, then Ohio State (1923-46), where his team shared the Big Ten Championship in 1933 with Northwestern and won four outright titles. Olsen later coached the Chicago Stags to the first Basketball Association of America Finals in 1947 ... was inducted into the Basketball Hall of Fame as a contributor in 1959 ... native of Rice Lake, Wis.

William Chandler

1918

All-American and Helms Foundation National Player of the Year in 1918 ... two-time All-Big Ten selection in 1916 and 1917 ... captained UW's 1918 Big Ten Championship team

... was a member of the 1916 Helms Foundation National Championship team ... began coaching career with two-year stint (1919-21) at UW-River Falls, going 27-7 ... coached at Iowa State for seven seasons (1921-28) and Marquette for 21 seasons (1930-51) ... compiled 133-283 career Div. I record ... was president of the National Association of Basketball Coaches in 1938 and was instrumental in forming the NCAA Basketball Tournament

Eber Simpson

1918

All-American in 1918 ... lettered in 1917 and 1918, helping UW compile a record of 29-7 in his two seasons ... member of 1918 Big Ten championship team ... went on to play in the National Football League for the St. Louis All-Stars in 1923 ... native of Oshkosh, Wis.

Gene Englund

1941

All-American center in 1941 ... All-Big Ten in 1940 and 1941 ... Wisconsin and Big Ten MVP in 1941 ... captain of 1941 squad that won Big Ten and NCAA championships ... set Big Ten scoring record with 162 points in 1941 ... led Badgers in scoring in 15 of 23 games in 1941 ... played from 1939-41 ... native of Kenosha, Wis.

John Kotz

1942

All-American forward in 1942 ... All-Big Ten in 1941 and 1942 ... played from 1941-43 ... sophomore member of 1941 Big Ten and NCAA championship team ... named outstanding player in 1941 NCAA championship game ... led Big Ten in scoring with 242 points in 1942 ... team and Big Ten MVP in 1942 ... captain of 1943 squad ... graduated as school's career scoring leader (841) ... native of Rhinelander, Wis.

Alando Tucker

2007

All-American forward in 2007 ... played from 2003-07 ... set the UW scoring record with 2,217 career points ... also set UW records for field goals, free throws, free-throw attempts, offensive rebounds, games played, games started and minutes played ... became the first Badger to lead the Big Ten in scoring (20.0 ppg., 2006) since Don Rehfeldt in 1950 ... Big Ten Player of the Year (2007) ... 2006 first-team All-Big Ten ... 2005 third-team All-Big Ten ... 2003 Big Ten All-Freshmen Team and honorable mention All-Big Ten ... Senior CLASS Award winner (2007) ... NABC Career Achievement Award (2007) ... captain as a junior and senior ... native of Lockport, Ill.

UW NBA Draft Choices

Wisconsin has had seven first-round NBA draft choices. Alando Tucker in 2007 (29th overall) was the most recent, while Devin Harris (fifth overall in 2004) became the highest Badger drafted since 1950. Prior to that, the two most recent first-round selections were Paul Grant (1997) and Michael Finley (1995). Wes Matthews was a first-rounder in 1980, Albert Henry was chosen in the first round in 1970 and Don Rehfeldt was the second pick overall in 1950.

YEAR	PLAYER	TEAM	ROUND	OVERALL
1950	Don Rehfeldt	Baltimore	1st	2nd
1952	Ab Nicholas	Milwaukee	Team's 5th pick	
1954	Paul Morrow	Rochester	Team's 8th pick	
	Ron Weisner	Milwaukee	Team's 12th pick	
1955	Dick Cable	Milwaukee	Team's 2nd pick	
1956	Dick Miller	New York	Team's 9th pick	
1963	Ken Siebel	Baltimore	6th	47th
	Ron Jackson	Baltimore	9th	70th
1964	Jack Brens	New York	9th	73rd
1966	Ken Barnes	Baltimore	16th	109th
1968	Joe Franklin	Milwaukee	5th	63rd
1969	James Johnson	Boston	7th	93rd
	John Schell	Milwaukee	8th	100th
1970	Albert Henry	Philadelphia	1st	12th
1971	Clarence Sherrod	Chicago	8th	134th
1972	Gary Watson	Philadelphia	10th	146th
1974	Kim Hughes	Buffalo	3rd	45th
	Gary Anderson	Washington	5th	85th
	Kerry Hughes	Cleveland	8th	129th
1976	Dale Koehler	Cleveland	8th	123rd
	Bob Johnson	Detroit	10th	161st
1980	Wes Matthews	Washington	1st	14th
	Joe Chnelich	New York	4th	82nd
1981	Claude Gregory	Washington	2nd	41st
	Larry Petty	Los Angeles	7th	157th
1984	Cory Blackwell	Seattle	2nd	29th
1985	Scott Roth	San Antonio	4th	81st
1986	Rick Olson	Houston	7th	158th
1987	J.J. Weber	Milwaukee	3rd	64th
1995	Michael Finley	Phoenix	1st	21st
	Rashard Griffith	Milwaukee	2nd	38th
1997	Paul Grant	Minnesota	1st	20th
2004	Devin Harris	Washington	1st	5th
	<i>(draft rights traded later that day to Dallas)</i>			
2007	Alando Tucker	Phoenix	1st	29th
2011	Jon Leuer	Milwaukee	2nd	40th

Badgers in the NBA

The following former Badgers have spent time on an active NBA roster.

PLAYER	TEAMS	SEASONS
Cory Blackwell	Seattle Supersonics	1985
Brian Butch	Denver Nuggets	2010
Paul Cloyd	Washington Capitols	1950
Bobby Cook	Sheboygan Red Skins	1950
Gene Englund	Tri-Cities Blackhawks, Boston Celtics	1950
Michael Finley	Dallas Mavericks, San Antonio Spurs, Boston Celtics	1996-10
Paul Grant	Minnesota Timberwolves, Milwaukee Bucks, Utah Jazz	1999, 2004
Claude Gregory	Washington Bullets, Los Angeles Clippers	1986, 1988
Devin Harris	Dallas Mavericks, New Jersey Nets, Utah Jazz	2005-Pres.
Albert Henry	Philadelphia 76ers	1971-72
Doug Holcomb	Baltimore Bullets	1949
Kim Hughes	New York, New Jersey Nets, Denver Nuggets, Cleveland Cavaliers	1976-81
Marcus Landry	New York Knicks, Boston Celtics	2009-10
Walt Lautenbach	Sheboygan Red Skins	1950
Jon Leuer	Milwaukee Bucks	2011-Pres.
Wes Matthews	Wash. Bullets, Atlanta Hawks, Phil. 76ers, Chicago Bulls, San Antonio Spurs, L.A. Lakers	1981-90
Kirk Penney	Miami Heat	2004
Don Rehfeldt	Baltimore Bullets, Milwaukee Hawks	1951-52
Scott Roth	Utah Jazz, San Antonio Spurs, Minnesota Timberwolves	1988-90
Dick Schulz	Clev. Rebels, Tor. Huskies, Balt. Bullets, Wash. Capitols, TC Blackhawks, Sheb. Red Skins	1947-50
Glen Selbo	Sheboygan Red Skins	1950
Greg Stiemsma	Minnesota Timberwolves, Boston Celtics	2010-Pres.
Alando Tucker	Phoenix Suns, Minnesota Timberwolves	2008-10

Badgers Abroad

The following former Badgers are currently playing professionally overseas:

PLAYER	UW YEARS	LOCATION	TEAM
Jason Chappell	2003-07	Austria	Xion Dukes Klosterneuburg
Trevon Hughes	2007-10	Lithuania	Pieno Zvaigzdes
Tim Jarmusz	2008-11	Germany	Gotha Rockets
Joe Krabbenhoft	2006-09	Spain	Breogan
Marcus Landry	2006-09	China	Shanghai Knights
Zach Morley	2004-05	Ukraine	Budivelnyk Kyiv
Keaton Nankivil	2008-11	Germany	Ratiopharm Ulm
Ray Nixon	2003-06	Japan	Shiga Lakestars
Kirk Penney	2000-03	Spain	Baloncesto Fuenlabrada
Kammron Taylor	2004-07	Ukraine	DniproAzot
Mike Wilkinson	2002-05	Russia	Unics Kazan

Letterwinners

A

ADAMS, James (C), 1911
 ADAMS, Lloyd (F, 6-6)
 New York, N.Y., 1970
 AFFELDT, George (F, 5-11)
 West Allis, Wis., 1943
 ALWIN, Robert (G, 5-10)
 Madison, Wis., 1940-41-42
 ANDERSON, Dean (G/F, 6-2)
 Madison, Wis., 1976
 ANDERSON, Gary (G, 6-5)
 Madison, Wis., 1972-73-74
 ANDERSON, George, 1914
 ANDERSON, Orrin, 1925
 ANDERSON, Peter (F, 6-3)
 Rockford, Ill., 1951-52
 ANDERSON, Walter (F, 6-2)
 Superior, Wis., 1939-40
 ANDREWS, Charles, 1926-27-28
 ARTHUR, Frank, 1907
 ASLAKSON, Charles (G, 6-2)
 Marshfield, Wis., 1965
 AURIANTAL, Hennssy (G, 6-1)
 Montreal, Que., 1996-97-98-99

B

BACHMAN, Willis, 1945
 BADURA, Robert (G, 6-2)
 Kohler, Wis., 1955-56
 BAILEY, John (G, 6-3)
 Macon, Ga., 1979-80-81-82
 BAIN, Frank, 1925
 BARAO, Thomas (G, 6-3)
 New Bedford, Mass., 1970
 BARLOW, Millard, 1919
 BARNARD, Samuel (F/C, 6-6)
 Oshkosh, Wis., 1958
 BARNES, Kenneth (F, 6-3)
 Decatur, Ill., 1964-65-66
 BARNES, Robert (F, 6-8)
 Racine, Wis., 1985
 BARNESON, Robert (F, 6-3)
 Eau Claire, Wis., 1958-59-60
 BARNUM, Rollie, 1925-26-27
 BARRY, Devin (G, 6-1)
 Janesville, Wis., 2006
 BARTLETT, Edwin, 1902-03
 BARWIG, Byron, 1923-24-25
 BAUMGARTEN, David (G, 6-0)
 Evansville, Wis., 1971
 BEHR, Louis, 1926-27-28

BELL, Byron, 1937-38-39
 BELLOWS, Frank, 1913
 BENCRISSUTO, Fred (F, 6-1)
 Racine, Wis., 1950-51
 BENDER, John, 1933
 BERGER, Louis (F), 1913
BERGGREN, Jared (F/C, 6-10)
Princeton, Minn., 2010-11
 BERTKE, William (C), 1901
 BICKELHAUPT, William, 1910
 BIGGS, James (F, 6-2)
 Chicago, Ill., 1959-60-61
 BIRCH, Albert (F), 1909-10-11
 BIRCH, Frank, 1918
 BISHOP, Warren (F), 1900-01
 BLACKWELL, Cory (F, 6-6)
 Chicago, Ill., 1982-83-84
 BLOOR, James, 1946
 BOHANNON, Jason (G, 6-2)
 Marion, Iowa, 2007-08-09-10
 BOHEN, James (G, 5-10)
 Reedsburg, Wis., 1963-64-65
 BOONE, Roy (G, 6-3)
 Madison, Wis., 2000-01
 BORLAND, Glenn (F, 6-1)
 Oelwein, Iowa, 1956-57-58
 BOWER, Ricky (G, 6-4)
 Meridian, Id., 2001
 BOWERS, Dale (F, 6-0)
 Rockford, Ill., 1949
 BRADISH, Charles (G), 1911
 BREITKREUTZ, Emil, 1904-05
 BRENS, John (C, 6-8)
 St. Charles, Ill., 1962-63-64
 BREY, Peter (F, 6-7)
 Wisconsin Rapids, Wis.,
 1975-76-77
 BROCK, Harold, 1918
 BRONSON, Tanner (G, 5-11)
 Glendale, Wis., 2005-06-07-08
 BROOKS, Henry, 1925-26
BRUESEWITZ, Mike (F, 6-6)
St. Paul, Minn., 2010-11
BRUST, Ben (G, 6-1)
Hawthorn Woods, Ill., 2011
 BRYANT, Jon (G, 6-2)
 Plymouth, Minn., 1999-00
 BUCHANAN, Deandre (F, 6-5)
 Verona, Wis., 2002-03
 BUECHL, William (F, 6-1)
 Wauwatosa, Wis., 1951
 BUNKE, Richard (C/F, 6-1)
 New London, Wis., 1945
 BURDICK, William, 1899-1900

BURINGTON, Keith (G, 6-2)
 Browntown, Wis., 1968-69
 BURKEMPER, David (G, 6-1)
 Hubertus, Wis., 1996-97-98-99
 BURKS, Frank (C/F, 6-4)
 Chicago, Ill., 1960
 BUSH, James, 1904-05-06
 BUTCH, Brian (F/C, 6-11)
 Appleton, Wis., 2005-06-07-08

C

CABLE, Richard (F, 6-1)
 Stevens Point, Wis.,
 1952-53-54-55
 CAIN, Morris (F, 6-5)
 Milwaukee, Wis. 2006-07-08-09
 CALDERWOOD, Tyre (G, 6-0)
 Joliet, Ill., 1997, '99
 CANNON, Patrick (G, 5-10)
 Brookfield, Wis., 1971
 CARL, Adam (G, 5-11)
 Northbrook, Ill., 1993
 CARLIN, Michael (G, 6-0)
 Valparaiso, Ind., 1966-67-68
 CARLIN, Shawn (G, 6-3)
 Middleton, Wis., 1995-96
 CARLSON, George, 1918
 CARPENTER, Edward (F, 6-4)
 Rockford, Ill., 1952
 CARTER, Charles (F), 1901
 CARY, David (F, 6-6)
 Milwaukee, Wis., 1983
 CEASER, Carl (G), 1920-21-22
 CHAMBERS, Chris (G, 6-1)
 Bedford, Ohio, 1998
 CHAMBLISS, Sharif (G, 6-1)
 Racine, Wis., 2005
 CHANDLER, William, 1916-17-18
 CHAPPELL, Jason (F, 6-10)
 New Berlin, Wis., 2003-05-06-07
 CHMIELEWSKI, Ed, 1929-30-31
 CHRNELICH, Joseph (F, 6-7)
 Milwaukee, Wis., 1977-78-79-80
 CLINTON, James (F/C, 6-5)
 Milwaukee, Wis., 1951-55
 CLOW, Fred (C, 6-4)
 Rockford, Ill., 1958-59-60
 COLBERT, Brian (G, 6-0)
 Zion, Ill., 1975-76
 COLEMAN, Booker (C/F, 6-9)
 Jamestown, N.Y.,
 1995-96-97-98

CONGER, Chris (G, 6-3)
Green Bay, Wis., 1993-94-95
CONLON, Dennis (G, 6-3)
Dubuque, Iowa, 1970-71
COOK, Robert (F, 5-10)
Harvard, Ill., 1946-47-48
COYNE, William, 1937
CURTIN, Joseph (G), 1907

D

DAHLKE, Charles (C, 6-5)
Princeton, Wis., 1951-52
DALY, Michael (F, 5-7)
Wisconsin Rapids, Wis., 1953-54
DANDRIDGE, Greg (G, 6-2)
Milwaukee, Wis., 1980-81-82-83
DAUGHERTY, Sean (F, 6-10)
Vincennes, Ind., 1995-96-97-98
DAVIS, Ernest, 1937-38
DAVIS, Travon (G, 5-10)
Summit, Ill., 1999-00-01-02
DeCREMER, James (F/C, 6-7)
Eau Claire, Wis., 1970-71
DeMARK, Nick, 1934-35-36
DeMERIT, John (F, 6-1)
Port Washington, Wis., 1957
DEPPE, Ted (F, 6-1)
Baraboo, Wis., 1941
DICK, Donald (F, 6-0)
Montreal, Wis., 1944
DIEBOLD, Marshall, 1923-24-25
DITTMAN, Fred (G), 1907-08
DOUGAN, Trevor, 1926
DOUGLASS, Billy (G, 6-5)
Lake Forest, Ill., 1989-90-91-92
DOWNS, Edward (F, 5-9)
Proctor, Minn., 1943
DOYLE, John, 1928-29
DRAYTON, Dwight (F, 6-6)
Rockford, Ill., 1970
DUANY, Duany (G/F, 6-5)
Bloomington, Ind.,
1997-98-99-00

**DUKAN, Duje (F, 6-8)
Deerfield, Ill., 2011**

DUPEE, David, 1937-38-39
DUTRIASAC, Richard (G, 6-3)
Wausau, Wis., 1959-61
DYKSTRA, Clarence (F, 6-0)
Racine, Wis., 1944

E

ELLENSON, John (F, 6-7)
Menomonie, Wis., 1989-90-91
ELLERMAN, Raymond, 1928-29
ELSOM, Kendall, 1923-24
ELY, Louis (F, 6-7)
Harvey, Ill., 1991-92-93
ENGLUND, Gene (C, 6-4)
Kenosha, Wis., 1939-40-41
ENGLUND, Gene Jr. (F, 6-5)
Oshkosh, Wis., 1962
EPPERSON, Charles (F, 6-1)
Jackson, Mich., 1940-41-42
**EVANS, Ryan (G/F, 6-6)
Phoenix, Ariz., 2010-11**

F

**FAHEY, Dan (G, 6-3)
Chicago, Ill., 2010-11**
FALK, Robert (G, 6-2)
Madison, Wis., 1975-76-77
FALLS, Richard (F, 6-1)
River Forest, Ill., 1947-48
FANNING, Willis (C), 1920
FARWELL, Knight, 1924
FAUROTE, Gerald (F, 6-5)
East Gary, Ind., 1976-77
FAUST, Erik (F, 6-7)
Arlington Hts., Ill., 1999-00
FINLEY, Michael (F, 6-7)
Maywood, Ill., 1992-93-94-95
FLEMING, Sean (G, 6-2)
Oakland, Calif., 1987
FLODEN, Tuve, 1915
FLOWERS, Michael (G, 6-2)
Madison, Wis., 2005-06-07-08
FOLZ, Daniel (C, 6-7)
Milwaukee, Wis., 1953-54-55-56
FOSSUM, Bruce (F, 6-1)
Ashland, Wis., 1948-49
FOSTER, Harold, 1928-29-30
FRABER, Maurice, 1929-30
FRANK, Arthur (G), 1907
FRANKLIN, Joseph (F, 6-4)
Madison, Wis., 1966-67-68
FRASOR, Robert (G, 6-3)
Blue Island, Ill., 1970-71-72
FREY, Mannie, 1937-38
FROGNER, Allard (G), 1920-21
FULLER, Gordy, 1935-36-37

G

GAGE, Leslie, 1922-23
GAINES, Arnold (G, 6-4)
Baltimore, Md., 1977-78-79-80
GALLAGHER, John (G, 5-11)
Milton Junction, Wis., 1939-40
GALLAGHER, Robert, 1944
GALLE, Fred, 1927
GARDNER, Thomas (G, 5-10)
Toluca, Ill., 1966
GARROTT, William, 1935
**GASSER, Josh (G, 6-3)
Port Washington, Wis., 2011**
GAVINSKI, J.P. (F, 6-11)
Wisconsin Dells, Wis., 2008-09-10-11
GHARRITY, Martin (G, 6-2)
Shawano, Wis., 1960
GIBSON, Douglas, 1922-23-24
GILLESPIE, James (G, 6-4)
Detroit, Mich., 1989
GILLETTE, Edmond (G), 1911
GODFREY, Roger (G, 5-10)
Wauwatosa, Wis., 1953-54
GOERING, Vince, 1945
GOLSTON, Carl (G, 5-9)
Chicago, Ill., 1982
GOOD, Brian (G, 6-1)
Rossville, Ind., 1989-90-91-92
GRAMS, David (G, 6-1)
Monroe, Wis., 1963-64
GRANT, Paul (C, 7-0)
W. Bloomfield, Mich., 1997
GREGORY, Claude (F, 6-8)
Washington, D.C.,
1978-79-80-81
GREGORY, James (F, 6-8)
Washington, D.C., 1977-78
GRIFFITH, Rashard (C, 6-11)
Chicago, Ill., 1994-95
GRIMM, Kurt (G, 6-0)
Milwaukee, Wis., 1944-45-46
GRISWOLD, Harry, 1930-31-32
GROSS, Raymond (C, 6-7)
Stratford, Wis., 1957-58-59
GRUSCZYNSKI, Kyle (F, 6-7)
Seymour, Wis., 2001
GULLIKSON, Kevin (F, 6-7)
Stillwater, Minn., 2006-07-08-09
GUSTAFSON, Kenneth
(F/G, 6-4) St. Charles, Ill.,
1964-65-66
GWYN, Thomas (C, 6-6)
Milwaukee, Wis., 1961-62-63

H

HAARLOW, Robert (C, 6-5)
Chicago, Ill., 1946-47-48-49

HAAS, Mel, 1914-15-16

HACKBART, Dale, 1959

HALL, Jeremy (G, 5-10)
Garrett, Ky., 1996

HAMANN, Ray, 1933-34-35

HANSON, Clayton (G, 6-5)
Reedsburg, Wis., 2002-03-04-05

HARDY, Emir (F, 6-6)
Chicago Hts., Ill., 1975

HARGET, Edmund, 1926

HARPER, Carl,
Madison, Wis., 1912-13-14

HARPER, Hugh (G, 6-1)
Madison, Wis., 1906-07-08

HARRELL, Damon (C, 6-9)
Madison, Wis., 1990-91-92-93

HARRIS, Bob, 1937

HARRIS, Devin (G, 6-4)
Milwaukee, Wis., 2002-03-04

HASTINGS, Daniel (G, 6-4)
Drexel Hill, Pa., 1978-79-80-81

HAUKEDAHL, Stanley, 1937

HEARDEN, Donald (G, 6-0)
Kimberly, Wis., 1962-63-64

HEINEMAN, Michael (G, 6-3)
Connersville, Ind.,
1984-85-86-87

HELMHOLZ, Henry (C), 1900-02

HELMIGK, Andreas (F, 6-9)
Klagenfurt, Austria, 2003-04-05

HEMMING, Victor, 1917

HENDERSON, Dwight, 1912

HENDRICKSON, Eino (C, 7-0)
Holmen, Wis., 1967-68-70

HENRY, Albert (C, 6-9)
Memphis, Tenn., 1969-70

HERREID, Carl (F, 6-3)
Blair, Wis., 1952

HERTZ, Gilman (F, 6-3)
Weyauwega, Wis., 1943-47

HINMAN, Norman, 1913

HIPPEN, Jack (F, 6-7)
Chadwick, Ill., 1982-83-84-85

HIRSCHBERG, Walter (G),
1899-1900-01

HISLE, Larry Jr. (G, 6-4)
Mequon, Wis., 1990-91

HOLCOMB, Douglas (F, 6-4)
Milwaukee, Wis., 1947

HOLLINGER, Robert, 1945

HOLT, Walter (G, 6-1)
Benton Harbor, Mich., 1957-58

HOSKINS, Darnell (G, 6-0)
Dayton, Ohio, 1994-95

HOTCHKISS, George, 1926-27-28

HOWARD, Leon (F, 6-5)
New York, N.Y., 1971-72-73

HUGHBANKS, Thomas (F, 6-5)
Green Bay, Wis., 1960-61-62

HUGHES, Kerry (F, 6-11)
Freeport, Ill., 1972-73-74

HUGHES, Kim (C, 6-11)
Freeport, Ill., 1972-73-74

HUGHES, Trevon (G, 6-1)
Queens, N.Y., 2007-08-09-10

J

JACKSON, Ronald (F, 6-4)
Chicago, Ill., 1961-62

JACKSON, Trent (G, 6-1)
Bolingbrook, Ill., 1986-87-88-89

JACOBSON, Steve (G, 6-1)
Pardeeville, Wis., 1982

JARMUSZ, Tim (F, 6-6)
Oshkosh, Wis., 2008-09-10-11

JEFFERSON, Ivan (F, 6-3)
Herrin, Ill., 1959

JENKINS, Robert (G, 6-3)
Milwaukee, Wis., 1978-79-80

JOHNSEN, Jason (G, 6-3)
New Hope, Minn., 1991-92-93-94

JOHNSON, Allen (F), 1912-13

JOHNSON, Alvin (G), 1911

JOHNSON, Bobbie (C, 6-5)
Washington, D.C., 1963-64

JOHNSON, Grant (C, 7-0)
Plymouth, Minn.,
1991-92-93-94

JOHNSON, James (F, 6-5)
Memphis, Tenn., 1967-68-69

JOHNSON, Robb (F, 6-5)
W. Palm Beach, Fla., 1966-67

JOHNSON, Robert (C, 6-8)
Miami, Okla., 1975-76

JOHNSON, Silas Jr. (G, 5-9)
Madison, Wis., 1951-52

JOHNSON, William (G, 6-0)
Monroe, Wis., 1944-45

JONES, Charles, 1935-36-37

JONES, Danny (F, 6-6)
Rockford, Ill., 1987-88-89-90

JORGENSEN, Richard (G, 6-0)
Neenah, Wis., 1954-55-56

K

KELLEY, Brian (F, 6-7)
Decatur, Ga., 1992-93-94-95

KELLEY, Michael (G, 6-3)
Milwaukee, Wis., 1998-99-00-01

KILBRIDE, Andy (G, 6-3)
Kankakee, Ill., 1992-93-94-95

KNAKE, Robert, 1933-34

KNAPP, Harold (F), 1918-19-20-21

KOEHLER, Dale (F, 6-8)
Kewaunee, Wis., 1973-74-75-76

KORTH, John (G, 6-2)
Neenah, Wis., 1983

KOSOLCHAROEN, Michael (G, 6-1)
Adams, Wis., 1996-97

KOTZ, John (F, 6-3)
Rhineland, Wis., 1941-42-43

KOWALCZYK, Henry, 1927-29

KOWSKIE, Andrew (F, 6-8)
Brookfield, Wis., 1998-99-00-01

KRABBENHOFT, Joe (F, 6-7)
Sioux Falls, S.D., 2006-07-08-09

KREKLOW, Mike (F, 6-6)
Neenah, Wis., 1980-81

KRUEGER, Robert (G, 6-0)
Fort Atkinson, Wis., 1943-47

KUECHENMEISTER, Hugo (C), 1911-14

KULAS, Brian (G, 6-6)
Wausau, Wis., 1957-58-59

L

LANDRY, Marcus (F, 6-7)
Milwaukee, Wis., 2007-08-09

LANGE, E.O., 1914-15

LASZEWSKI, Jay (C/F, 6-8)
Stevens Point, Wis.,
1983-84-85-86

LAUTENBACH, Walter (G, 6-2)
Plymouth, Wis., 1942-43-47

LEICHTFUSS, David (G, 6-1)
Wauwatosa, Wis., 1957

LENHEISER, Ray (F, 6-1)
Rhineland, Wis., 1941

LEUER, Jon (F, 6-10)
Orono, Minn., 2008-09-10-11

LEVIS, George (6-0)
Madison, Wis., 1915-16-17

LINDEMANN, Walter (G), 1907-08

LINTON, Maurice (F, 6-7)
Calumet City, Ill.,
1998-99-00-01

LITZOW, Robert (F, 6-3)
Stevens Point, Wis., 1956-57-58

LOCUM, Tim (G, 6-4)
 Flora, Ill., 1988-89-90-91
 LOTZER, Mark (G, 6-0)
 Rockford, Ill., 1976
 LUCHSINGER, Robert (G, 6-3)
 Janesville, Wis., 1973-74-75
 LYNCH, John (G, 6-1)
 Frankfort, Ind., 1941-42

M

MACK, Thomas (F, 5-11)
 Madison, Wis., 1955-56
 MADER, David (C, 6-11)
 Appleton, Wis., 2001-02-03-04
 MADER, Robert (G, 6-1)
 Wisconsin Rapids, Wis.,
 1947-48-49-50
 MAISEL, Lawrence, 1918
 MALINOWSKI, Erik (F, 6-7)
 Wausau, Wis., 1996
 MANWARRING, Craig (F, 6-5)
 Trenton, Ill., 1972
 MAPEL, Charles, 1902
 MARKHAM, Marshall (F, 5-10)
 Brodhead, Wis., 1949-50-51
 MARKOLF, Ian (C, 7-0)
 San Antonio, Texas, 2009-10
 MASON, Sean (G, 6-2)
 Country Club Hills, Ill.,
 1995-96-98-99
 MATHEWS, Eugene (F, 5-7)
 Green Bay, Wis., 1945-46
 MATTHEWS, Wesley (G, 6-1)
 Bridgeport, Conn., 1978-79-80
 MATTHUSEN, Carl, 1929-30
 MAYBERRY, Craig (F/C, 6-9)
 Chicago, Ill., 1969-70
 McCALLUM, James (G, 6-3)
 Terre Haute, Ind., 1967-68
 McCAULEY, Bruce (G, 6-3)
 Sun Prairie, Wis., 1973-74-75
 McCLEES, C.D., 1905
 McCONOCHIE, Stewart, 1903-04
 McCOY, Marcus (G/F, 6-5)
 Chicago Hts., Ill., 1973-74-75
 McDONALD, Gilbert, 1933-34-35
 McDUFFIE, Otto (F, 6-5)
 Milwaukee, Wis., 1992-93
 McGEE, Carlton
 Milwaukee, Wis., 1991-92-93
 McINTOSH, Charles, 1917
 McINTOSH, Clarence (C), 1919-21-23
 MEINERS, Matt (G, 6-0)
 North Potomac, Md., 1997
 MENZEL, Exner (F, 6-0)
 Stevens Point, Wis., 1946-47

MERKEL, Ralph, 1925-26-27
 MEYERS, Paul, 1916-17
 MILLER, David (G, 6-4)
 Chicago, Ill., 1983-84
 MILLER, Fred, 1933
 MILLER, Godfrey, 1925
 MILLER, Lycan, 1927-28-29
 MILLER, Richard (G, 6-0)
 Wheeling, W. Va., 1954-55-56
 MILLER, William (F, 6-2)
 Lena, Ill., 1967
 MILLS, David (G, 5-9)
 Black River Falls, Wis., 1959
 MILLS, Edward (C, 6-6)
 West Milwaukee, Wis.,
 1943-47-48
 MITCHELL, Keith (F, 6-9)
 Taylor, Mich., 1979-80-81-82
 MITCHELL, Lee, 1935-36-37
 MITCHELL, Thomas (G, 6-1)
 Monroe, Wis., 1967-68-69
 MOLASKI, Tom (F, 6-6)
 Grafton, Wis., 1986-87-88-89
 MOORE, Earl (G/C, 6-4)
 Stevens Point, Wis., 1948-49-50
 MOORE, Howard (F, 6-6)
 Chicago, Ill., 1993-94-95
 MOORE, Jim (G-F)
 Stevens Point, Wis., 1947-48-49-50
 MORENZ, Paul (G, 6-0)
 McHenry, Ill., 1965-66
 MORIARITY, John (G, 6-5)
 Oostburg, Wis., 1999
 MORLEY, Zach (F, 6-8)
 Maryville, Mo., 2004-05
 MORROW, J. Paul (C, 6-7)
 St. Croix Falls, Wis.,
 1952-53-54
 MUELLER, Curtis (F, 6-3)
 Prairie du Sac, Wis., 1954-55-56
 MURRAY, Richard (F, 6-2)
 Three Lakes, Wis., 1959-60

N

NAGLE, Charles (F, 6-5)
 Milwaukee, Wis., 1967-68-69
 NANKIVIL, Keaton (F, 6-8)
 Madison, Wis., 2008-09-10-11
 NELSON, Douglas, 1930-31-32
 NELSON, George, 1926-27-28
 NEPRUD, Carl, 1912
 NEWBURG, Mark (C, 6-11)
 La Crosse, Wis., 1976-77-79-80
 NICHOLAS, Albert (G, 6-3)
 Rockford, Ill., 1950-51-52

NICKOLI, Robert (C, 6-8)
 Fond du Lac, Wis., 1946
 NIEMUTH, Wallace (C, 6-4)
 Waupaca, Wis., 1946-48
 NIXON, Ray (F, 6-7)
 Milwaukee, Wis., 2003-04-05-06
 NOE, Paul (G), 1907-08-09
 NORD, Ronald (G, 5-10)
 Minneapolis, Minn., 1950
 NWACHUKWU, Osita (F, 6-8)
 Owerri, Nigeria, 1995-96

O

OAKS, Leroy, 1932
 O'BRIEN, Leland (C, 6-2)
 Marietta, Ohio, 1944
 OCKERSHAUSER, Karl, 1934
 OKEY, Sam (F, 6-7)
 Cassville, Wis., 1996-97
 OLER, Lee (F, 6-5)
 Fox Lake, Ill., 1970-71-72
 OLSEN, Harold
 Rice Lake, Wis., 1915-16-17
 OLSON, Rick (G, 6-1)
 Madison, Wis., 1983-84-85-86
 O'MELIA, Michael (G, 5-10)
 Rhinelander, Wis., 1962-63-64
 OSTROM, Lonnie (F/G, 6-5)
 Silvis, Ill., 1961-62-63
 OWENS, Lawrence "Freddie"
 (G, 6-2) Milwaukee, Wis.,
 2001-02-03-04

P

PAGE, Donald (F, 6-3)
 Madison, Wis., 1949-50
 PAMPERIN, John (F/G, 6-2)
 La Crosse, Wis., 1958
 PARKER, John (C, 6-5)
 Madison, Wis., 1954-55-56
 PATERICK, Timothy (G, 6-4)
 Janesville, Wis., 1973-75-76
 PATTERSON, Donald (G, 6-0)
 Pekin, Ill., 1963
 PATTERSON, Ray (C, 6-3)
 Madison, Wis., 1942-43-44-45
 PAUL, John, 1929-30-31
 PAUST, Benjamin, 1904
 PEARSON, William (F, 6-8)
 McFarland, Wis., 1975-76-77-78
 PEASE, Harlow (G), 1919-20
 PENNEY, Kirk (G, 6-5)
 Auckland, New Zealand,
 2000-01-02-03

PETERS, Jay (G, 6-2)
 Janesville, Wis., 1991-92
 PETERSEN, Jeff (C, 6-10)
 Mequon, Wis., 1992-93-94
 PETERSON, Mosezell (G/F, 6-4)
 Louisville, Ky., 1995-96-97
 PETTY, Larry (C, 6-9)
 New York, N.Y., 1978-79-80-81
 PHELPS, Marion, 1912
 PIACENZA, Richard (F, 6-6)
 Highland Park, Ill., 1973-74-76
 PLANK, Neil (G/F, 6-5)
 Mt. Zion, Ill., 2002
 PLONDKE, Scott (F/C, 6-10)
 Dubuque, Iowa, 1984
 PLOSS, John (C, 6-9)
 Antioch, Ill., 1982-83-84-85
 POKER, Lawrence (F, 6-1)
 Milwaukee, Wis., 1947-48-49
 PORTMANN, Kurt (F, 6-11)
 Sheboygan, Wis., 1987-88-89-90
 POSER, John, 1930-31-32
 POSER, Rolf "Chub",
 Columbus, Wis., 1933-34-35
 POTTER, John (F), 1901-02-03
 POWELL, Howard, 1936-37-38
 POWERS, Edward, 1926
 POWERS, Robert (G, 6-2)
 Madison, Wis., 1961
 PREBOSKI, Felix, (F, 6-2)
 Antigo, Wis., 1934-35

Q

QUEST, Matt (F, 6-6)
 Watertown, Wis., 1997

R

RADKE, Steven (F/G, 6-5)
 Oshkosh, Wis., 1957-58
 REBHOLZ, James (F/G, 6-5)
 Portage, Wis., 1967
 REBHOLZ, Russ, 1931
 REDDICK, Melvin (G, 6-1)
 Chicago, Ill., 1969
 REHFELDT, Donald (C, 6-6)
 Chicago, Ill., 1947-48-49-50
 REHM, Frederick (G, 6-2)
 Milwaukee, Wis., 1941-42-43
 REINHART, Roger, 1935-36
 REMSTAD, Robert (C, 6-4)
 Kenosha, Wis., 1951
 RENFROE, Dwayne (G, 6-3)
 Sandersville, Ga., 1981
 REWEY, Stanley, 1932

RICHGELS, Glen (C, 6-8)
 Madison, Wis., 1971
 RICHTER, Pat (C, 6-5)
 Madison, Wis., 1961-62-63
 RIPLEY, Rodney (F, 6-8)
 Pulaski, Wis., 1984-85-86-87
 RIPPE, Russell (G, 6-1)
 Madison, Wis., 1946-47-48
 RIZZI, Arthur (F, 5-7)
 Milwaukee, Wis., 1946-47
 ROBERTS, David (F, 6-5)
 Waunakee, Wis., 1964-65-66
 ROBERTS, Jalil (G/F, 6-4)
 Jersey City, N.J., 1994
 ROBERTSON, Pollis (F, 6-7)
 Wayne, Mich., 1986-87-88-89
 ROBINSON, Byron (G, 6-5)
 Springfield, Ill., 1988-89-90
 ROGERS, Douglas (G, 6-1)
 Waukesha, Wis., 1946-47-48-49
 ROGERS, Harlan "Biddy"
 Portage, Wis., 1906-07-08
 ROGNEBY, James (G, 6-2)
 Cochrane, Wis., 1957-58-59
 ROHAN, Patrick (C, 6-7)
 Madison, Wis., 1971-72
 ROONEY, George, 1936-37-38
 ROSSIN, Robert (C, 6-7)
 Mauston, Wis., 1959-60
 ROTH, Robert (G, 5-10)
 Oshkosh, Wis., 1941
 ROTH, Scott (F, 6-9)
 Brecksville, Ohio, 1982-83-84-85
 RUCKEL, Robert (F, 6-0)
 Fort Wayne, Ind., 1946
 RUDD, Allen (C, 6-10)
 Amery, Wis., 1976
 RUNDELL, John (G, 5-10)
 Madison, Wis., 1938-39-40
 RYCKMAN, Kenneth, 1932
 RYSER, Albert Jr. (G, 5-11)
 Madison, Wis., 1944

S

SANDS, Albert (F), 1913-14
 SCHEIWE, Edward (G, 5-11)
 Chicago Heights, Ill.,
 1940-41-42
 SCHELL, Jay (G, 6-6)
 Stevens Point, Wis., 1992
 SCHELL, John (G/F, 6-5)
 Cumberland, Wis., 1967-68-69
 SCHMIT, Peter (G, 6-0)
 St. Charles, Ill., 2001
 SCHMITT, Gustav, 1904

SCHNEIDER, Fredric (F, 6-3)
 Wauwatosa, Wis., 1948-49-50
 SCHNEIDER, Harvey, 1930-31-32
 SCHOENECK, Thomas (C, 6-9)
 Itasca, Ill., 1965
 SCHOFIELD, Harvey, 1902-03-04
 SCHRAGE, Warren (C, 6-4)
 Plymouth, Wis., 1941-42
 SCHUBRING, Darin (C, 6-10)
 Baraboo, Wis., 1986-87-88-89
 SCHUMACHER, Troy (G, 6-3)
 Sun Prairie, Wis., 1997
 SCHWARTZ, John (G, 6-1)
 Madison, Wis., 1950
 SCHWARTZ, Robert, 1939
 SCOTT, Harlo (C/F, 6-3)
 Platteville, Wis., 1941-42
 SCOVILLE, Walter (G), 1910-11-12
 SCRIBNER, Charles (F), 1905-06-07
 SELBO, Glen (G, 6-3)
 La Crosse, Wis., 1944-47
 SELLERS, Brad (C, 6-11)
 Warrensville Hts., Ohio,
 1982-83
 SERBIAK, Robert (G, 6-1)
 Milwaukee, Wis., 1958-59
 SESSOMS, Maurice (F, 6-8)
 Teaneck, N.J., 1999
 SEVERIN, Max, 1903-04
 SHAFER, Adam (G/F, 6-4)
 Downers Grove, Ill., 1997
 SHEPPARD, Frank (F), 1908
 SHERROD, Clarence (G, 6-2)
 Milwaukee, Wis., 1969-70-71
 SIEBEL, Kenneth (F, 6-4)
 Rock Falls, Ill., 1961-62-63
 SIEFERT, Charles (G, 6-1)
 Black River Falls, Wis., 1952-53
 SIMMS, Willie (F, 6-6)
 Pontiac, Mich., 1989-90-91
 SIMPSON, Eber (5-8)
 Oshkosh, Wis., 1917-18
 SMITH, Desmond, 1944-45
 SMITH, Harrison, 1955-57
 Madison, Wis.
 SMITH, James (F, 6-6)
 Pittsburgh, Pa., 1979
 SMITH, James III (G, 6-2)
 Wauwatosa, Wis., 1976-77-78
 SMITH, Jim (F, 6-6)
 Toledo, Ohio, 1983
 SMITH, Robert (G, 6-0)
 Madison, Wis., 1946
 SMITH, Robert (F, 6-8)
 Madison, Wis., 2000
 SMITH, Shelton Jr. (G, 6-0)
 Indianapolis, Ind., 1985-86-87

SMITH, Thomas, 1933-34
 SMITH, William (F/G, 6-3)
 Fond du Lac, Wis., 1976-77
 SMITH, Wquinton (G, 5-10)
 Milwaukee, Wis., 2008-09-10-11
 SPIKA, Daniel (G, 6-0)
 La Crosse, Wis., 1954
 SPOONER, A. Dwight, 1923-24
 STACK, John (C, 6-7)
 Evanston, Ill., 1958-59
 STANGEL, Otto (F)
 Two Rivers, Wis., 1911-12
 STEEN, Marvin, 1931-32
 STEGE, Edward, 1934-35-36
 STEINHAUS, Gregg (F, 6-9)
 Portage, Wis., 1983-84-85-86
 STEINMETZ, Christian,
 Milwaukee, Wis., 1902-03-04-05
 STEINMETZ, Christian R., 1931
 STELTER, Keith (F, 6-8)
 Rockford, Ill., 1965
 STEPHENS, Steven (G, 5-9)
 Platteville, Wis., 1957-58
 STIEHM, Ewald (C), 1907-08-09
 STIEMSMA, Greg (C, 6-11)
 Randolph, Wis., 2005-07-08
 STOLL, George, 1925-26-27
 STOLTZ, Oscar, 1914
 STOVER, Paul (F), 1898-1900-01
 STRACKA, Anthony (F, 6-2)
 Hartford, Wis., 1952-53-54
 STRAIN, William (G, 5-11)
 Harvard, Ill., 1939-40-41
 STRICKLER, Palmer, 1946
 SULLIVAN, Robert, 1945
 SULLIVAN, Robert (F, 6-1)
 Ojibwa, Wis., 1941-42-43
 SUNDT, Guiserd (C), 1920
 SWARTZ, Julian (F, 6-6)
 Waukesha, Wis., 2000
 SWEENEY, Dennis (G, 6-1)
 Madison, Wis., 1965-66-67
 SWENHOLT, Helmer,
 Wittenbery, Wis., 1907-08-09
 SWENSON, Edwin, 1918
 SYDNOR, Raymond (C, 6-6)
 Baltimore, Md., 1977-78

T

TAPP, Rodney (G, 6-0)
 Evansville, Ind., 1987-88
TAYLOR, Jordan (G, 6-1)
Bloomington, Minn., 2009-10-11
 TAYLOR, Kammron (G, 6-2)
 Minneapolis, Minn., 2004-05-06-07
 TAYLOR, Warren (F), 1920-21-22
 TEBELL, Gustav (G), 1921-22-23

TENHOPEN, Elmer, 1927-28-29
 TERWILLIGER, Emmett, 1935
 TIMMERMAN, Donald (C, 6-10)
 Sioux Falls, S.D., 1940-41
 TIMMERMAN, Greg (C, 6-10)
 Cuba City, Wis., 1993
 TOMPKINS, Patrick (F, 6-6)
 Waukegan, Ill., 1988-89-90-91
 TORNOWSKE, Russell, 1931
 TUCKER, Alando (F, 6-5)
 Lockport, Ill., 2003-05-06-07

U

UKAWUBA, Ikechukwu "Ike"
 (G, 6-3) Chicago, Ill.,
 2001-02-03-04
 ULWELLING, John (G, 5-11)
 Appleton, Wis., 1960
 UPHOFF, Rodney (G, 5-10)
 Madison, Wis., 1971

V

VALENTYN, Brett (G, 6-4)
 Verona, Wis., 2008-09-10-11
 VAN DIEN, James (G, 5-10)
 Boyceville, Wis., 1950-51
 VAN GENT, Eugene (C)
 Chicago, Ill., 1912-13-14
 VAN RIPER, John (G), 1911-12-13
 VANDER MEULEN, David
 (F, 6-4) Madison, Wis., 1960-61
 VARNEY, F. Carleton, 1924-25
 VERSHAW, Mark (F, 6-9)
 E. Peoria, Ill., 1998-99-00-01
 VOIGHT, Theodore (F, 6-8)
 Wauwatosa, Wis., 1967-68-69
 VRANEY, Brian (F, 6-6)
 Valders, Wis., 1995-96-97-98

W

WACKMAN, Ralph, 1924-25
 WADE, Maurice "Boo" (G, 6-3)
 Milwaukee, Wis., 2003-04
 WAGNER, Fred "Fritz" 1934-35
 WALVOORD, Anthony, 1907
 WARD, Thomas (G, 5-11)
 Wauwatosa, Wis., 1951-52-53
 WATSON, Gary (F/C, 6-7)
 New York, N.Y., 1971
 WEAVER, LaMont (G, 6-1)
 Beloit, Wis., 1972-73-74
 WEBER, Jeffrey (F, 6-7)
 Wales, Wis., 1984-85-86-87
 WEBER, Robert (G, 6-6)
 Lodi, Wis., 1953-54

WEBSTER, Tracy (G, 6-0)
 Harvey, Ill., 1992-93-94
 WEGNER, Fred, 1934-35-36
 WEIGANDT, Robert, 1937-38-39
 WEISNER, Ronald (F/G, 5-9)
 Elgin, Ill., 1952-53-54
 WENDLUND, Russell (G, 6-1)
 Peoria, Ill., 1944
 WESTON, Frank (G), 1919-20
 WICKMAN, Ray, 1931-32-33
 WILCE, John (C), 1908
 WILHELM, Steve (F, 6-6)
 Fall Creek, Wis., 1972-73-74
 WILKINSON, Mike (F, 6-8)
 Blue Mound, Wis., 2002-03-04-05
 WILLEY, Rob (F, 6-9)
 Neenah, Wis., 1986-88-89
 WILLIAMS, John (F), 1921
 WILLIAMS, Rolland (G),
 Edgerton, Wis., 1921-22-23
 WILLS, Charlie (F, 6-8)
 Angola, Ind., 1999-00-01-02

WILSON, Rob (G, 6-4)
Cleveland, Ohio, 2009-10-11

WINN, Harry Jr., 1964-65

WISE, J.D. (G, 6-0)
Milwaukee, Wis., 2011

WISE, John (F, 6-3)
 Madison, Wis., 1946-49
 WITT, William (G), 1908-09-10
 WITTIG, Robert (F, 6-3)
 Green Bay, Wis., 1963
 WOELLAEGER, Edwin, 1903
 WORTHMAN, Robert (F, 6-1)
 Madison, Wis., 1949-50

Y

YORK, Claude, 1940
 YOUNG, Francis (G, 6-1)
 Sauk City, Wis., 1960
 YOUNGMAN, Frank (G), 1911

Z

ZEIGER, Richard (F, 6-5)
 Milwaukee, Wis., 1955-56
 ZINK, David (F, 6-6)
 Wollaston, Mass., 1968-69-70
 ZINKGRAF, Gary (F, 6-7)
 Bethesda, Md., 1979-82
 ZORN, Willis (G, 6-0)
 Eau Claire, Wis., 1945-48-49
 ZUBOR, Mark (C, 6-6)
 Cicero, Ill., 1964-65-66
 ZULFER, Anthony (C), 1918-19
 ZUPPKE, Robert, 1904-05

Active players are listed in BOLD

Wisconsin Assistant Coaches

1940-41	Fritz Wegner	1965-66	Dave Brown	1983-84	Rick Bowen	2000-01	Shawn Hood
1941-42	Fritz Wegner		John Powless		Brad McNulty		Tony Bennett
1942-43	Fritz Wegner	1966-67	Dave Brown		Bo Ryan		Paul Costanzo
	Robert Alwin		John Powless	1984-85	Rick Bowen	2001-02	Rob Jeter
1943-44	Fritz Wegner	1967-68	Dave Brown		Brad McNulty		Tony Bennett
1944-45	Fritz Wegner		John Powless		Ray McCallum		Greg Gard
1945-46	Fritz Wegner	1968-69	Dave Brown	1985-86	Rick Bowen	2002-03	Rob Jeter
	Andy Smith		Bud Foster		Brad McNulty		Tony Bennett
1946-47	Fritz Wegner		Milt Bruhn		Ray McCallum		Greg Gard
	Ted Deppe	1969-70	Dave Brown	1986-87	Brad McNulty	2003-04	Rob Jeter
1947-48	Fritz Wegner		Dave Vander-		Ray McCallum		Gary Close
	Art Rizzi		Meulen		Chris Benetti		Greg Gard
	Kurt Grimm	1970-71	Dave Brown	1987-88	Brad McNulty	2004-05	Rob Jeter
	Bob Weigandt		Dave Vander-		Ray McCallum		Gary Close
1948-49	Fritz Wegner		Meulen		Rod Zentner		Greg Gard
	Ray Patterson	1971-72	Dave Vander-	1988-89	Brad McNulty	2005-06	Greg Gard
1949-50	Fritz Wegner		Meulen		Ray McCallum		Gary Close
	Bruce Fossum		Ted Voigt		Rod Zentner		Howard Moore
1950-51	Fritz Wegner	1972-73	Dave Vander-	1989-90	Ray McCallum	2006-07	Greg Gard
	Walt Lautenbach		Meulen		John Williams		Gary Close
1951-52	Fritz Wegner		Ted Voigt	1990-91	Ray McCallum	2007-08	Greg Gard
	Art Rizzi	1973-74	Dave Vander-		John Williams		Gary Close
1952-53	Fritz Wegner		Meulen		Chuck Schramm		Howard Moore
	Art Rizzi		Ted Voigt	1991-92	Ray McCallum	2008-09	Greg Gard
1953-54	Fritz Wegner	1974-75	Dave Vander-		John Williams		Gary Close
	Art Rizzi		Meulen		Chuck Schramm		Howard Moore
1954-55	Fritz Wegner		Lamont Weaver	1992-93	Ray McCallum	2009-10	Greg Gard
	Ab Nicholas	1975-76	Dave Vander-		Stan Van Gundy		Gary Close
	Bob Cook		Meulen		Sean Miller		Howard Moore
1955-56	Fritz Wegner		Lamont Weaver	1993-94	Stan Van Gundy	2010-11	Greg Gard
	Paul Morrow	1976-77	Bo Ryan		Bob Beyer		Gary Close
	Silas Johnson		Larry Reed		Tim Buckley		Lamont Paris
1956-57	Fritz Wegner		Todd Landrum	1994-95	Dave Bollwinkel		
	Silas Johnson	1977-78	Bo Ryan		Shawn Hood		
	Tom Ward		Larry Reed		Brian Hecker		
1957-58	Fritz Wegner		Todd Landrum	1995-96	Brad Soderberg		
	Al Hovland	1978-79	Bo Ryan		Shawn Hood		
1958-59	Fritz Wegner		Larry Reed		Brian Hecker		
	John Erickson		Todd Landrum	1996-97	Brad Soderberg		
1959-60	John Orr	1979-80	Bo Ryan		Shawn Hood		
	Ron Nord		Larry Reed		Brian Hecker		
1960-61	John Orr		Todd Landrum	1997-98	Brad Soderberg		
	Ron Nord	1980-81	Bo Ryan		Shawn Hood		
1961-62	John Orr		Ken Johnson		Brian Hecker		
	Ron Nord		Don Gosz	1998-99	Brad Soderberg		
1962-63	John Orr	1981-82	Bo Ryan		Shawn Hood		
1963-64	Dave Brown		Ken Johnson		Brian Hecker		
	John Powless		Don Gosz	1999-00	Brad Soderberg		
1964-65	Dave Brown	1982-83	Rick Bowen		Shawn Hood		
	John Powless		Brad McNulty		Brian Hecker		
			Bo Ryan				

All-Time Lineups

1946-47

Robert Cook, F, Jr.
Exner Menzel, F, Sr.
Edward Mills, C, Jr.
Glen Selbo, G, Sr.
Walter Lautenbach, G, Sr.

1952-53

Richard Cable, F, So.
Anthony Stracka, F, Jr.
J. Paul Morrow, C, Jr.
Charles Siefert, G, Sr.
Thomas Ward, G, Sr.

1958-59

Robert Barneson, F, Jr.
Jim Biggs, F, So.
Fred Clow, C, Jr.
Brian Kulas, G, Sr.
Steve Stephens, G, Sr.

1964-65

Ken Barnes, F, Jr.
Ken Gustafson, F, Jr.
Mark Zubor, C, Jr.
Jim Bohem, G, Sr.
Dennis Sweeney, G, So.

1947-48

Robert Cook, F, Sr.
Edward Mills, F, Sr.
Don Rehfeldt, C, So.
Douglas Rogers, G, Jr.
James Moore, G, So.

1953-54

Richard Cable, F, Jr.
Anthony Stracka, F, Sr.
J. Paul Morrow, C, Sr.
Ronald Weisner, G, Sr.
Robert Weber, G, Sr.

1959-60

Tom Hughbanks, F, So.
Robert Barneson, F, Sr.
Fred Clow, C, Sr.
Marty Gharrity, G, So.
John Ulwelling, G, So.

1965-66

Joe Franklin, F, So.
Ken Barnes, F, Sr.
Mark Zubor, C, Sr.
Ken Gustafson, G, Sr.
Mike Carlin, G, So.

1948-49

Fred Schneider, F, Jr.
Marshall Markham, F, So.
Don Rehfeldt, C, Jr.
Robert Mader, G, Jr.
Douglas Rogers, G, Sr.

1954-55

Richard Cable, F, Sr.
Jim Clinton, F, Sr.
Dan Folz, C, Jr.
Richard Miller, G, Jr.
Richard Jorgensen, G, Jr.

1960-61

Tom Hughbanks, F, Jr.
Dave Vandermeulen, F, Sr.
Tom Gwyn, C, So.
Ken Siebel, G, So.
Dick Dutriasac, G, Sr.

1966-67

Chuck Nagle, F, So.
Joe Franklin, F, Jr.
James Johnson, C, So.
Jim McCallum, G, Jr.
Mike Carlin, G, Jr.

1949-50

Fred Schneider, F, Sr.
Donald Page, F, Sr.
Don Rehfeldt, C, Sr.
Albert Nicholas, G, So.
Robert Mader, G, Sr.

1955-56

Curt Mueller, F, Sr.
Robert Litzow, F, So.
John Parker, C, Sr.
Richard Miller, G, Sr.
Richard Jorgensen, G, Sr.

1961-62

Ken Siebel, F, Jr.
Tom Hughbanks, F, Sr.
Jack Brens, C, So.
Don Hearnden, G, So.
Mike O'Melia, G, So.

1967-68

Joe Franklin, F, Sr.
Chuck Nagle, F, Jr.
James Johnson, C, Jr.
Mike Carlin, G, Sr.
John Schell, G, Jr.

1950-51

James Clinton, F, So.
Dan Markham, F, Sr.
Charles Dahlke, C, So.
Albert Nicholas, G, Jr.
James Van Dien, G, Sr.

1956-57

Robert Litzow, F, Jr.
Glenn Borland, F, Jr.
Ray Gross, C, So.
Brian Kulas, G, So.
Walter Holt, G, Jr.

1962-63

Ken Siebel, F, Sr.
Tom Gwyn, F, Sr.
Jack Brens, C, Jr.
Dave Grams, G, Jr.
Mike O'Melia, G, Jr.

1968-69

Chuck Nagle, F, Sr.
James Johnson, F, Sr.
Craig Mayberry, C, Jr.
Clarence Sherrod, G, So.
Tom Mitchell, G, Sr.

1951-52

Richard Cable, F, Fr.
Ed Carpenter, F, Sr.
J. Paul Morrow, C, So.
Albert Nicholas, G, Sr.
Charles Siefert, G, Jr.

1957-58

Robert Litzow, F, Sr.
Robert Barneson, F, So.
Ray Gross, C, Jr.
Walter Holt, G, Sr.
Brian Kulas, G, Jr.

1963-64

Ken Gustafson, F, So.
Dave Roberts, F, So.
Mark Zubor, C, So.
Mike O'Melia, G, Sr.
Jim Bohem, G, Jr.

1969-70

Lloyd Adams, F, So.
Lee Oler, F, So.
Albert Henry, C, Sr.
Clarence Sherrod, G, Jr.
Bob Frasor, G, So.

1970-71

Leon Howard, F, So.
Gary Watson, F, So.
Glen Richgels, C, Sr.
Clarence Sherrod, G, Sr.
Bob Frasor, G, Jr.

1976-77

James Gregory, F, Fr.
Joe Chernelich, F, Fr.
Ray Sydnor, C, Fr.
Bob Falk, G, Sr.
Arnold Gaines, G, Fr.

1982-83

Cory Blackwell, F, So.
Brad Sellers, F, So.
John Ploss, C, So.
Rick Olson, G, Fr.
Scott Roth, G, So.

1988-89

Danny Jones, F, Jr.
Willie Simms, F, So.
Kurt Portmann, C, Jr.
Trent Jackson, G, Sr.
Tom Molaski, G, Sr.

1971-72

Leon Howard, F, Jr.
Kerry Hughes, F, So.
Kim Hughes, C, So.
Lee Oler, G, Sr.
Bob Frasor, G, Sr.

1977-78

Joe Chernelich, F, So.
Bill Pearson, F, Sr.
Larry Petty, C, Fr.
Arnold Gaines, G, So.
James Smith III, G, Jr.

1983-84

Cory Blackwell, F, Jr.
Scott Roth, F, Jr.
John Ploss, C, Jr.
Rick Olson, G, So.
David Miller, G, So.

1989-90

Danny Jones, F, Sr.
Willie Simms, F, Jr.
Patrick Tompkins, C, Jr.
Tim Locum, G, Jr.
Larry Hisle, G, Fr.

1972-73

Leon Howard, F, Sr.
Kerry Hughes, F, Jr.
Kim Hughes, C, Jr.
Gary Anderson, G, Jr.
Marcus McCoy, G, So.

1978-79

Claude Gregory, F, So.
Joe Chernelich, F, Jr.
Larry Petty, C, So.
Wes Matthews, G, So.
Arnold Gaines, G, Jr.

1984-85

Scott Roth, F, Sr.
J.J. Weber, F, So.
John Ploss, C, Sr.
Rick Olson, G, Jr.
Mike Heineman, G, So.

1990-91

Willie Simms, F, Sr.
John Ellenson, F, Sr.
Patrick Tompkins, C, Sr.
Tim Locum, G, Sr.
Larry Hisle, G, So.

1973-74

Dale Koehler, F, So.
Kerry Hughes, F, Sr.
Kim Hughes, C, Sr.
Gary Anderson, G, Sr.
Marcus McCoy, G, Jr.

1979-80

Claude Gregory, F, Jr.
Joe Chernelich, F, Sr.
Larry Petty, C, Jr.
Wes Matthews, G, Jr.
Dan Hastings, G, Jr.

1985-86

J.J. Weber, F, Jr.
Rod Ripley, F, Jr.
Gregg Steinhaus, C, Sr.
Rick Olson, G, Sr.
Mike Heineman, G, Jr.

1991-92

Carlton McGee, F, So.
Billy Douglass, F, Sr.
Grant Johnson, C, So.
Tracy Webster, G, So.
Michael Finley, G, Fr.

1974-75

Marcus McCoy, F, Sr.
Bob Luchsinger, F, Sr.
Dale Koehler, C, Jr.
Bruce McCauley, G, Sr.
Brian Colbert, G, Fr.

1980-81

Claude Gregory, F, Sr.
Mike Kreklow, F, So.
Larry Petty, C, Sr.
John Bailey, G, Jr.
Greg Dandridge, G, So.

1986-87

Danny Jones, F, Fr.
Rod Ripley, F, Sr.
J.J. Weber, C, Sr.
Mike Heineman, G, Sr.
Trent Jackson, G, So.

1992-93

Michael Finley, F, So.
Brian Kelley, F, So.
Damon Harrell, C, Sr.
Tracy Webster, G, Jr.
Andy Kilbride, G, So.

1975-76

Dale Koehler, F, Sr.
Bill Pearson, F, So.
Bob Johnson, C, Sr.
James Smith III, G, Fr.
Bob Falk, G, Jr.

1981-82

Brad Sellers, F, Fr.
Cory Blackwell, F, Fr.
Keith Mitchell, C, Sr.
John Bailey, G, Sr.
Carl Golston, G, Fr.

1987-88

Danny Jones, F, So.
Kurt Portmann, F, So.
Darin Schubring, C, Jr.
Trent Jackson, G, Jr.
Tom Molaski, G, Jr.

1993-94

Michael Finley, F, Jr.
Brian Kelley, F, Jr.
Rashard Griffith, C, Fr.
Tracy Webster, G, Sr.
Andy Kilbride, G, Jr.

1994-95

Michael Finley, F, Sr.
 Brian Kelley, F, Sr.
 Rashard Griffith, C, So.
 Darnell Hoskins, G, So.
 Andy Kilbride, G, Sr.

1999-2000

Andy Kowske, F, Jr.
 Mark Vershaw, F, Jr.
 Maurice Linton, F, Jr.
 Jon Bryant, G, Sr.
 Mike Kelley, G, Jr.

2004-05

Zach Morley, F, Sr.
 Alando Tucker, F, So.
 Mike Wilkinson, F, Sr.
 Sharif Chambliss, G, Sr.
 Clayton Hanson, G, Sr.

2009-10

Jon Leuer, F, Jr.
 Keaton Nankvil, F, Jr.
 Jason Bohannon, G, Sr.
 Trévon Hughes, G, Sr.
 Jordan Taylor, G, So.

1995-96

Sam Okey, F, Fr.
 Sean Daugherty, F, So.
 Osita Nwachukwu, C, Sr.
 Mosezell Peterson, G, So.
 Hennssy Auriantal, G, Fr.

2000-01

Andy Kowske, F, Sr.
 Mark Vershaw, F, Sr.
 Kirk Penney, G, So.
 Roy Boone, G, Sr.
 Mike Kelley, G, Sr.

2005-06

Jason Chappell, F, Jr.
 Alando Tucker, F, Jr.
 Brian Butch, C, So.
 Ray Nixon, G., Sr.
 Kammron Taylor, G, Jr.

2010-11

Keaton Nankvil, F, Sr.
 Jon Leuer, F, Sr.
 Tim Jarmusz, G/F, Jr.
 Josh Gasser, G, Fr.
 Jordan Taylor, G, Jr.

1996-97

Sam Okey, F, So.
 Sean Daugherty, F, Jr.
 Paul Grant, C, Sr.
 Ty Calderwood, G, Jr.
 David Burkemper, G, Jr.

2001-02

Charlie Wills, F, Sr.
 Dave Mader, C, So.
 Kirk Penney, G, Jr.
 Devin Harris, G, Fr.
 Travon Davis, G, Sr.

2006-07

Jason Chappell, F, Sr.
 Alando Tucker, F, Sr.
 Brian Butch, C, Jr.
 Kammron Taylor, G, Sr.
 Michael Flowers, G, Jr.

2011-12

Mike Bruesewitz, F, Jr.
 Ryan Evans, F, Jr.
 Jared Berggren, F/C, Jr.
 Josh Gasser, G, So.
 Jordan Taylor, G, Sr.

1997-98

Sean Daugherty, F, Sr.
 Booker Coleman, F, Sr.
 Sean Mason, G, Jr.
 Mike Kelley, G, Fr.
 Hennssy Auriantal, G, Jr.

2002-03

Alando Tucker, F, Fr.
 Mike Wilkinson, F, So.
 Kirk Penney, G, Sr.
 Devin Harris, G, So.
 Freddie Owens, G, Jr.

2007-08

Marcus Landry, F, Jr.
 Joe Krabbenhoft, F, Jr.
 Brian Butch, C, Sr.
 Michael Flowers, G, Jr.
 Trévon Hughes, G, So.

1998-99

Andy Kowske, F, So.
 Mark Vershaw, F, So.
 Mike Kelley, G, So.
 Sean Mason, G, Sr.
 Ty Calderwood, G, Sr.

2003-04

Mike Wilkinson, F, Jr.
 Dave Mader, C, Sr.
 Devin Harris, G, Jr.
 Freddie Owens, G, Sr.
 Boo Wade, G, So.

2008-09

Marcus Landry, F, Sr.
 Joe Krabbenhoft, F, Sr.
 Jon Leuer, F, So.
 Jason Bohannon, G, Jr.
 Trévon Hughes, G, Jr.

Past Wisconsin Coaches

James C. Elsom

1899-1904

Record of 25-14 (.641) in six years at UW ... UW-Madison professor of physical education and physical therapy from 1894-1936 ... oversaw first Wisconsin teams as "coach" ... died in 1949.

Emmett Angell

1905-08

Record of 43-15 (.741) in four years at UW ... coached Chris Steinmetz, UW's first all-American in 1905 ... owns highest winning percentage of any Badger coach ... coached UW's first two conference titles (1907 and 1908) ... a driving force in establishing basketball at Wisconsin and in the Western Conference (now the Big Ten).

Haskell Noyes

1909-11

Record of 26-15 (.634) in three years at UW ... guided Badgers to 23-2 home-court record during his tenure.

Walter Meanwell

1912-17; 1921-34

Record of 246-99 (.712) in 20 years at UW ... ranks second in UW history in both career wins (246) and winning percentage (.712) ... Badgers were 92-9 in his first six years, including the school's first 20-win season in 1915-16 ... his 1911-12 and 1913-14 Badgers were both 15-0, the only two undefeated seasons in UW history ... a 1959 inductee into Naismith Memorial Basketball Hall of Fame ... coached Wisconsin to eight undisputed or shared Big Ten titles ... legendary coach credited with launching modern basketball's emphasis on finesse and offensive strategy ... his famous "criss-cross, pivot and pass" offense utilized all five players and featured short passes, the revolutionary criss-cross and weave, pivot in motion and screens for the shooter ... known as the "Little Doctor," he held a medical degree from Maryland and Ph.D from Wisconsin ... practiced medicine in Madison until his death in 1953.

Guy Lowman

1918-20

Record of 34-19 (.642) in three years at UW ... coached UW to Big Ten title in his first season (1918) ... coached Badger football (1918) and baseball (1918, 1921-32) teams, as well ... directed UW Department of Physical Education for 26 years ... died in 1943.

Harold "Bud" Foster

1935-59

Record of 265-267 (.498) in 25 years at UW ... school's all-time winningest coach ... guided Badgers to school's first two NCAA tournaments, including 1941 NCAA title ... coached three — Gene Englund and John Kotz — consensus All-Americans ... member of Helms Basketball Hall of Fame, National Basketball Hall of Fame, Wisconsin State Athletic Hall of Fame and the University of Wisconsin Athletic Hall of Fame ... coached Badgers to just second-ever 20-win season in 1941 ... played at UW, earning first-team All-America honors from the Christy Walsh Syndicate in 1930 ... All-Big Ten in 1929 and 1930

John Erickson

1960-68

Record of 100-114 (.467) in nine years at UW ... fifth-winningest coach in Wisconsin history and ranks fourth in school annals in Big Ten wins (52) ... prior to 1997, his 1962 squad was last at UW to win 10 Big Ten games ... his 1961-62 team's .708 (17-7) winning percentage was not topped at UW until 2002-03 ... presided over one of two wins over the AP No. 1 team in school history when his squad beat No. 1 Ohio State, 86-67 in 1962

John Powless

1969-76

Record of 88-108 (.449) in eight years at UW ... prior to 1997, his '74 Badgers were school's last team to register a winning record (8-6) in conference play ... best season was 1973-74 when Badgers were 16-8 ... coached nine NBA draft choices at UW, most of any Badger coach ... has attained ranking as No. 1 tennis player in the world in singles and doubles for senior men 55 and older ... former color commentator on Badger basketball TV broadcasts.

Bill Cofield

1977-82

Record of 63-101 (.384) in six years at UW ... coached four (Wes Matthews and Joe Chrnelich in 1980, and Claude Gregory and Larry Petty in 1981) Badgers who were NBA draft picks.

Steve Yoder

1983-92

Record of 128-165 (.437) in 10 years at UW ... fourth-winningest coach in school history ... also had third-longest tenure of any Wisconsin coach ... took Badgers teams to two NITs, including school's first postseason appearance (1989) since 1947 ... coached Badger stars Rick Olson, Danny Jones, Tracy Webster and Michael Finley ... former color commentator on UW basketball television broadcasts ... served as NBA scout with Indiana Pacers and New York Knicks.

Stu Jackson

1993-94

Record of 32-25 (.561) in two years at UW ... guided Badgers to school's first NCAA tournament bid (1994) since 1947 ... became first Wisconsin coach to take teams to back-to-back postseason tournaments ... left Wisconsin in summer of 1994 for front office position with NBA's expansion Vancouver Grizzlies ... currently the Executive Vice President of Basketball Operations for the NBA in New York.

Stan Van Gundy

1995

Record of 13-14 (.481) in one year at UW ... named head coach in summer of 1994 after two years as an assistant to Stu Jackson ... former head coach of the NBA's Miami Heat (2003-05), leading them to a pair of playoff berths ... has coached the Orlando Magic since 2007, leading the team to a playoff berth every season, including the 2009 NBA Finals ... brother of former New York Knicks and Houston Rockets head coach Jeff Van Gundy.

Dick Bennett

1996-2000

Record of 93-69 (.574) in five-plus years at UW ... coached Wisconsin to 2000 Final Four, the second in school history ... his teams won a then-school-record 22 games in both 1998-99 and 1999-2000 ... also reached the NIT in 1995-96, his first season ... his teams led the Big Ten in scoring defense four times, placing in the top five nationally three times ... resigned on Nov. 30, 2000, three games into the 2000-01 season.

Brad Soderberg

2001

Record of 16-10 in one year (.615) at UW ... took over after Dick Bennett resigned on Nov. 30, 2000 ... first UW head coach in history to lead a team to the NCAA tournament in his first year at the helm.

Bo Ryan

2002-present

See bio on page 6

Homes of the Badgers

THE KOHL CENTER

Badgers Home: Jan. 1998 to present
UW at Kohl Center: 188-23 (.891)
Capacity: 17,230

Located at 601 W. Dayton Street, the Kohl Center open its doors in 1998 and serves as the home for UW men's and women's basketball, and men's and women's hockey. The Kohl Center was completed for a cost of \$76.4 million and officially opened on January 17, 1998 with a 56-33 men's basketball win over Northwestern, before 16,697 in attendance.

In addition to UW athletics, the Kohl Center has played host to several well-known dignitaries and performers such as: Elton John and Billy Joel, The Eagles, Tom Petty, Shania Twain, John Mellencamp, Cher, the Dave Matthews Band and the Dalai Lama. The Kohl Center also hosted the Jeopardy! College Championship and President Barack Obama in 2008.

Additionally, the Kohl Center has also served as the home for the WIAA high school boys' basketball and wrestling tournaments as well as the 1998 NCAA Women's Volleyball National Championship and the 2002 NCAA Men's Basketball Regional Championship. The University of Wisconsin's commencement ceremonies are also held in the Kohl Center every December and May.

Major Benefactors

The building is named for U.S. Sen. Herb Kohl (D-Wisconsin), a 1956 graduate of UW-Madison, who donated \$25 million to the project. Kohl's gift is the single largest private donation in University history.

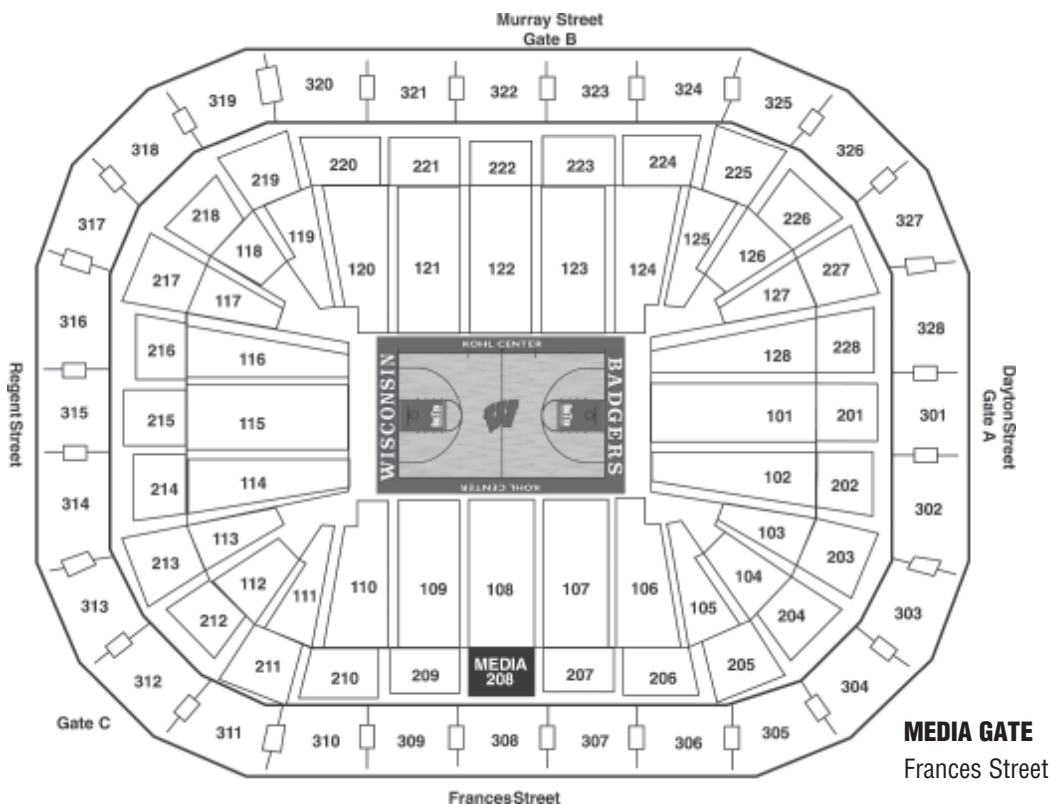
Former All-Big Ten basketball player Albert "Ab" Nicholas and his wife, Nancy Johnson Nicholas, pledged \$10 million toward the project. The facility's practice gymnasium is named the Nicholas-Johnson Pavilion and Plaza. Nicholas received his B.S. and M.B.A. degrees from UW-Madison.

The Kellner family, Jack F. and his sons, Ted and Jack W., of Milwaukee gave \$2.5 million. All three Kellners received degrees from UW. A new basketball floor was installed in 2008 and dedicated to Andy and Susan North for their generous contribution.

The overhead scoreboard from the UW Field House was installed in the Kohl Center upon opening, but was replaced in 2004. The new circular scoreboard features 9x14-foot video replay boards on all four sides. A ring beam was also installed around the circumference of the arena on the first balcony.

Capacity

The Kohl Center is the third-largest arena in the Big Ten Conference, seating 17,230 for men's basketball, which includes courtside seating. This figure includes approximately 7,500 seats in the lower seating bowl and 4,500 in each of the two balconies.



MEDIA GATE
 Frances Street

The unique design of the Kohl Center (with two overhanging balconies) guarantees that all fans will be close to the playing floor with excellent site lines. The facility seats approximately 14,000 for hockey, and between 15,000 and 17,000 for concerts.

Practice Facility

The Nicholas-Johnson Pavilion houses three full-size basketball courts to be used for practice sessions when the Kohl Center is booked for other events. Pre-game booster club functions are also scheduled in the practice gym.

THE FIELD HOUSE

Badgers Home: Dec. 1930 to Jan. 1998

UW at Field House: 536-311 (.633)

Capacity: 11,500

Located at the corner of Monroe and Regent Streets on the southwest end of the UW campus, the Wisconsin Field House served as the home of Wisconsin basketball from 1930 to 1998. The Field House also housed UW boxing and is the current home for both UW volleyball and wrestling.

In 1927, former athletic director George Little proposed to the athletic council and regents the plan under which the Field House was to be constructed.

The original layout included a \$650,000 building to house both an indoor training facility for intercollegiate teams and the required program of physical education. The portion to be used for intercollegiate athletics was estimated at \$385,000.

The intercollegiate section of the facility housed the men's basketball and boxing teams, and the wrestling squad. Its construction cost approximately \$434,000. The first game played in the Field House was on Dec. 13, 1930, when the Badger men's basketball team posted a 17-14 win over Carroll College. The official dedication game followed on Dec. 18, when UW downed Pennsylvania, 25-12.

The Field House originally contained a basketball floor with a seating capacity of

12,000, a complete track facility and room for indoor football and baseball training. The football, track and field and baseball teams moved to the Camp Randall Memorial Sports Center, better known as "The Shell" in 1956.

In April of 1976, the Field House underwent a \$718,000 renovation to improve the seating facility and allowing for other activities to be held in the building.

Permanent bleachers were added to the north, south and west sides of the court, with portable seats and a stage area on the east side. This effort brought the seating capacity to 11,500. New locker rooms and a training facility were constructed under the west stands and the existing locker rooms were renovated. A new lighting system was added in 1977, along with an improved sound system. A new scoreboard was installed prior to the 1991-92 season.

The Field House was listed on the National Register of Historic Places in 1998.

THE RED GYM

Badgers Home: Feb. 1904 to March 1930

UW at Red Gym: 198-37 (.843)

The University of Wisconsin Armory and Gymnasium, also called "The Red Gym," served as the first home to Wisconsin basketball, from 1899 to 1930. The Red Gym was originally built in 1894 at a cost of \$127,000 and its original purpose was as a military training facility as well as an athletic and student activity center. Designed in the Romanesque style, it resembles a red brick castle. It is situated on the UW campus on the shores of Lake Mendota.

The first floor of the Red Gym originally held military offices, an artillery drill room, a bowling alley, a locker room and a swimming pool. The second floor contained a drill hall wide enough to permit a four-column battalion. The third floor was occupied by the gymnasium, which contained a baseball cage, gymnastic apparatus and rowing machines.

The Red Gym was declared a National Historic Landmark in 1993.

Directions to the Kohl Center

From East I-94, South/Southeast I-90, Northeast US 151 and Northwest I-90/94:
Take I-90 East to Hwy 12/18 West, exit 142A. Follow 12/18 approximately three miles to Park Street, Exit 261 A-B. Turn right onto Park Street going north. Follow Park Street into campus. Turn right onto West Dayton Street, and proceed two blocks to the Kohl Center.

From Southwest via US 151:
Follow 18/151 to Beltline (Hwys 12/14/18/151 East). Continue on the Beltline to Park Street, Exit 261B. Turn right onto Park Street heading north. Follow Park Street into campus. Turn right onto West Dayton Street. Proceed two blocks to the Kohl Center.

UW in the Postseason



UW in the NCAA Tournament All-Time

APPEARANCES: 17

Overall Record: 23-16

Record vs. lower seed: 15-7

Record vs. higher seed: 4-8

Record vs. same seed: 0-0

1941

East Regional

(Madison, Wis.)

UW 51, Dartmouth 50

UW 36, Pittsburgh 30

NCAA Championship

(Kansas City, Mo.)

UW 39, Washington St. 34

1947

East Regional

(New York, N.Y.)

CCNY 70, UW 56

UW 50, Navy 49

1994

West Regional

(Ogden, Utah)

(9) UW 80, (8) Cincinnati 72

(1) Missouri 109, (9) UW 96

1997

East Regional

(Pittsburgh, Pa.)

(10) Texas 71, (7) UW 58

1999

East Regional

(Charlotte, N.C.)

(12) Missouri St. 43, (5) UW 32

2000

West Regional

(Salt Lake City, Utah)

(8) UW 66, (9) Fresno St. 56

(8) UW 66, (1) Arizona 59

West Regional

(Albuquerque, N.M.)

(8) UW 61, (4) LSU 48

(8) UW 64, (6) Purdue 60

Final Four

(Indianapolis)

(1) Michigan St. 53, (8) UW 41

2001

West Regional

(Boise, Idaho)

(11) Georgia St. 50, (6) UW 49

2002

East Regional

(Washington, D.C.)

(8) UW 80, (9) St. John's 70

(1) Maryland 87, (8) UW 57

2003

Midwest Regional

(Spokane, Wash.)

(5) UW 81, (12) Weber St. 74

(5) UW 61, (13) Tulsa 60

Midwest Regional

(Minneapolis)

(1) Kentucky 63, (5) UW 57

2004

East Rutherford Regional

(Milwaukee)

(6) UW 76, (11) Richmond 64

(3) Pittsburgh 59, (6) UW 55

2005

Syracuse Regional

(Oklahoma City, Okla.)

(6) UW 57, (11) No. Iowa 52

(6) UW 71, (14) Bucknell 62

Syracuse Regional

(Syracuse, N.Y.)

(6) UW 65, (10) NC State 56

(1) N. Carolina 88, (6) UW 82

2006

Minneapolis Regional

(Philadelphia, Pa.)

(8) Arizona 94, (9) UW 75

2007

Midwest Regional

(Chicago, Ill.)

(2) UW 76, (15) TA&M-CC 63

(7) UNLV 74, (2) UW 68

2008

Midwest Regional

(Omaha, Neb.)

(3) UW 71, (14) Cal St. Full. 56

(3) UW 72, (11) Kansas St. 55

Midwest Regional (Detroit)

(10) Davidson 73, (3) UW 56

2009

East Regional

(Boise, Idaho)

(12) UW 61, (5) Fla. St. 59 OT

(4) Xavier 60 (12) UW 49

2010

East Regional

(Jacksonville, Fla.)

(4) UW 53, (13) Wofford 49

(12) Cornell 87, (4) UW 69

2011

Southeast Regional

(Tucson, Ariz.)

(4) UW 72, (13) Belmont 58

(4) UW 70, (5) Kansas St. 65

Southeast Regional (New

Orleans)

(8) Butler 61, (4) UW 54

All-Time UW NCAA Tournament Roster

Alwin, Robert	1941
Auriantal, Hennssy	1997, '99
Barry, Devin	2006
Berggren, Jared	2010-11
Bohannon, Jason	2007, '08, '09, '10
Boone, Roy	2000, '01
Bower, Ricky	2001
Bronson, Tanner	2005, '06, '07, '08
Bruesewitz, Mike	2010-11
Brust, Ben	2011
Bryant, Jon	1999, '00
Buchanan, Deandre	2002
Burkemper, David	1997
Butch, Brian	2005, '06, '07, '08
Cain, Morris	2006, '07, '08, '09
Calderwood, Ty	1997, '99
Chambliss, Sharif	2005
Chappell, Jason	2005, '06, '07
Coleman, Booker	1997
Cook, Robert	1947
Daugherty, Sean	1997
Davis, Travon	1999, '00, '01, '02
Duany, Duany	1997, '99, '00
Dukan, Duje	2011
Englund, Gene	1941
Epperson, Charles	1941
Evans, Ryan	2010-11
Falls, Richard	1947
Faust, Erik	2000
Finley, Michael	1994
Flowers, Michael	2005, '06, '07, '08
Gasser, Josh	2011
Gavinski, J.P.	2011
Grant, Paul	1997
Griffith, Rashard	1994
Gullikson, Kevin	2006, '07, '08, '09
Haarlow, Robert	1947
Hanson, Clayton	2002, '03, '04, '05
Harris, Devin	2002, '03, '04
Helmigk, Andreas	2003, '04, '05
Hertz, Gilman	1947
Hoskins, Darnell	1994
Hughes, Trévon	2007, '08, '09, '10
Jarmusz, Tim	2008, '09, '10, '11
Johnsen, Jason	1994
Johnson, Grant	1994
Kelley, Brian	1994
Kelley, Mike	1999, '00, '01
Kilbride, Andy	1994
Kosolcharoen, Mike	1997
Kotz, John	1941
Kowske, Andy	1999, '00, '01
Krabbenhof, Joe	2006, '07, '08, '09
Krueger, Robert	1947
Landry, Marcus	2007, '08, '09
Lautenbach, Walter	1947
Leuer, Jon	2008, '09, '10, '11
Linton, Maurice	1999, '00, '01
Mader, Dave	2002, '03, '04
Mader, Robert	1947
Mason, Sean	1999
Meiners, Matt	1997
Menzel, Exner	1947
Mills, Edward	1947
Morley, Zach	2004, '05
Nankivil, Keaton	2008, '09, '10, '11
Nixon, Ray	2004, '05, '06
Okey, Sam	1997
Owens, Freddie	2002, '03, '04
Penney, Kirk	2000, '01, '02, '03
Petersen, Jeff	1994
Plank, Neil	2002
Pokrzywinski, Larry	1947
Quest, Matt	1997
Rehfeldt, Donald	1947
Rehm, Frederick	1941
Roberts, Jalil	1994
Schrage, Warren	1941
Scott, Harlo	1941
Selbo, Glen	1947
Shafer, Adam	1997
Smith, Robert	2000
Smith, Wquinton	2011
Stiemsma, Greg	2005, '07, '08
Strain, William	1941
Swartz, Julian	2000
Taylor, Jordan	2009, '10, '11
Taylor, Kammron	2004, '05, '06, '07
Timmerman, Donald	1941
Tucker, Alando	2003, '05, '06, '07
Ukawuba, Ike	2002, '04
Valentyn, Brett	2011
Vershaw, Mark	1999, '00, '01
Vraney, Brian	1997
Wade, Boo	2003, '04
Webster, Tracy	1994
Wilkinson, Mike	2002, '03, '04, '05
Wills, Charlie	1999, '00, '01, '02
Wilson, Rob	2009, '10, '11

Current Players Listed in **BOLD**

Individual Single-Game Records (NCAA Tourney)

Points

- 36 Michael Finley vs. Missouri, 3/19/94
- 27 Tracy Webster vs. Missouri, 3/19/94
- 25 Alando Tucker vs. North Carolina, 3/27/05
25 Trévon Hughes vs. Kansas State, 3/22/08
- 24 Kammron Taylor vs. Texas A&M-CC, 3/16/07
24 Kammron Taylor vs. UNLV, 3/18/07

Field Goals

- 10 Bobby Cook vs. Navy, 3/22/47
10 Tracy Webster vs. Missouri, 3/19/94
- 9 Michael Finley vs. Missouri, 3/19/94
9 Kirk Penney vs. Weber State, 3/20/03
9 Mike Wilkinson vs. Bucknell, 3/20/05
9 Alando Tucker vs. N.C. State, 3/25/05
9 Alando Tucker vs. North Carolina, 3/27/05

Field Goal Attempts

- 22 John Kotz vs. Washington State, 3/29/41
- 21 Gene Englund vs. Dartmouth, 3/21/41
- 20 Tracy Webster vs. Missouri, 3/19/94
- 19 Michael Finley vs. Missouri, 3/19/94
19 Jordan Taylor vs. Butler, 3/24/11

Field Goal Percentage

(min. 10 attempts)

- .666 Jon Leuer (8-12) vs. Cornell, 3/21/10
- .636 Mike Wilkinson (7-11) vs. Tulsa, 3/22/03
- .600 Andy Kowske (6-10) vs. Purdue, 3/25/00
.600 Mike Wilkinson (9-15) vs. Bucknell, 3/20/05
- .583 Jon Bryant (7-12) vs. Fresno State, 3/16/00
.583 Jon Leuer (7-12) vs. Belmont, 3/17/11

3-point Field Goals

- 7 Tracy Webster vs. Missouri, 3/19/94
7 Jon Bryant vs. Fresno State, 3/16/00
- 5 seven times, MR: Jordan Taylor vs. Belmont, 3/17/11

3-Point Field Goal Attempts

- 13 Tracy Webster vs. Missouri, 3/19/94
- 11 Jon Bryant vs. Fresno State, 3/16/00
11 Duany Duany vs. Fresno State, 3/16/00
- 10 Michael Finley vs. Missouri, 3/19/94
10 Devin Harris vs. Pittsburgh, 3/21/04
10 Sharif Chambliss vs. Northern Iowa, 3/18/05
10 Kammron Taylor vs. UNLV, 3/18/07
10 Jason Bohannon vs. Cornell, 3/21/10
10 Jordan Taylor vs. Butler, 3/24/11

3-Point Field Goal Percentage

(min. 6 attempts)

- .714 Kirk Penney (5-7) vs. Kentucky, 3/27/03
- .636 Jon Bryant (7-11) vs. Fresno State, 3/16/00
- .635 Clayton Hanson (5-8) vs. N. Carolina, 3/27/05
- .571 Kammron Taylor (4-7) vs. Arizona, 3/17/06
- .556 Jon Bryant (5-9) vs. Purdue, 3/25/00
.556 Jordan Taylor (5-9) vs. Belmont, 3/17/11

Free Throws

- 15 Alando Tucker vs. Bucknell, 3/20/05
- 13 Michael Finley vs. Missouri, 3/19/94
- 12 Rashard Griffith vs. Cincinnati, 3/17/94
- 11 Trévon Hughes vs. Xavier, 3/22/09
- 9 Kammron Taylor vs. UNLV, 3/18/07
9 Alando Tucker vs. Texas A&M-CC, 3/16/07

Free Throw Attempts

- 18 Alando Tucker vs. Bucknell, 3/20/05
- 14 Rashard Griffith vs. Cincinnati, 3/17/94
14 Michael Finley vs. Missouri, 3/19/94
14 Alando Tucker vs. Arizona, 3/17/06
- 13 Trévon Hughes vs. Xavier, 3/22/09
13 Alando Tucker vs. UNLV, 3/18/07

Free Throw Percentage

(min. 10 attempts)

- .929 Michael Finley (13-14) vs. Missouri, 3/19/94
- .900 Alando Tucker (9-10) vs. Tex. A&M-CC, 3/16/07
- .857 Rashard Griffith (12-14) vs. Cincinnati, 3/17/94
- .846 Trévon Hughes (11-13) vs. Xavier, 3/22/09
- .800 Paul Grant (8-10) vs. Texas, 3/14/97

Rebounds

- 15 Rashard Griffith vs. Cincinnati, 3/17/94
- 14 Andy Kowske vs. Fresno State, 3/16/00
- 12 Andy Kowske vs. Arizona, 3/18/00
- 12 Marcus Landry vs. Cal State Fullerton, 3/20/08
- 11 Mike Wilkinson vs. Northern Iowa, 3/18/05

Assists

- 7 Tracy Webster vs. Missouri, 3/19/94
- 6 eight times,
MR: Jordan Taylor vs. Kansas St., 3/19/11

Steals

- 6 Mike Kelley vs. Fresno State, 3/16/00
- 5 Mike Kelley vs. Arizona, 3/18/00
- 5 Mike Kelley vs. LSU, 3/23/00
- 5 Devin Harris vs. Weber State, 3/20/03
- 4 Tracy Webster vs. Missouri, 3/19/94
- 4 Trevon Hughes vs. Cal State Fullerton, 3/20/08
- 4 Tim Jarmusz vs. Butler, 3/24/11

Blocked Shots

- 4 Andy Kowske vs. Michigan State, 4/1/00
- 3 Mark Vershaw vs. Arizona, 3/18/00
- 2 10 times, MR: Joe Krabbenhoft
vs. Florida State, 3/20/09

Team Single-Game Records (NCAA Tourney)**Points**

- 96 vs. Missouri, 3/19/94
- 82 vs. North Carolina, 3/27/05
- 81 vs. Weber State, 3/20/03
- 80 vs. Cincinnati, 3/17/94
- 80 vs. St. John's, 3/17/02

Field Goal Attempts

- 67 vs. Washington State, 3/29/41
- 67 vs. Missouri, 3/19/94
- 63 vs. Fresno State, 3/16/00
- 61 vs. North Carolina, 3/27/05
- 59 vs. Maryland, 3/17/02
- 59 vs. Cal State Fullerton, 3/20/08

Points in a Half

- 57 vs. Texas A&M-CC, 3/16/07 (2nd)
- 51 vs. Richmond, 3/19/04 (2nd)
- 49 vs. Missouri, 3/19/94 (2nd)
- 47 vs. Missouri, 3/19/94 (1st)
- 44 vs. N.C. State, 3/25/05 (2nd)
- 44 vs. North Carolina, 3/27/05 (1st)

Field Goal Percentage

- .534 (31-58) vs. Weber State, 3/20/03
- .522 (24-46) vs. Kansas State, 3/22/08
- .500 (21-42) vs. N.C. State, 3/25/05
- .500 (20-40) vs. Belmont, 3/17/11
- .492 (30-61) vs. North Carolina, 3/27/05
- .490 (24-49) vs. Cornell, 3/21/10
- .490 (25-51) vs. Richmond, 3/19/04

Field Goals

- 31 vs. Weber State, 3/20/03
- 30 vs. North Carolina, 3/27/05
- 28 vs. Missouri, 3/19/94
- 25 vs. Cincinnati, 3/17/94
- 25 vs. Fresno State, 3/16/00
- 25 vs. Richmond, 3/19/04
- 25 vs. Arizona, 3/17/06
- 25 vs. Cal State Fullerton, 3/20/08

3-Point Field Goals

- 15 vs. Missouri, 3/19/94
- 12 vs. Fresno State, 3/16/00
- 12 vs. Belmont, 3/17/11
- 11 vs. Northern Iowa, 3/18/05
- 11 vs. North Carolina, 3/27/05

3-Point FG Attempts

1. 37 vs. Missouri, 3/19/94
2. 29 vs. Fresno State, 3/16/00
3. 27 vs. Florida State, 3/20/09
4. 26 vs. Northern Iowa, 3/18/05
5. 25 vs. Cornell, 3/21/10

3-Point FG Pct.

1. .600 (9-15) vs. St. John's, 3/15/02
2. .545 (12-22) vs. Belmont, 3/17/11
3. .500 (10-20) vs. Arizona, 3/17/06
4. .458 (11-24) vs. North Carolina, 3/27/05
5. .444 (8-18) vs. Richmond, 3/19/04
.444 (8-18) vs. Pittsburgh, 3/21/04

Free Throws

1. 29 vs. St. John's, 3/15/02
2. 25 vs. Missouri, 3/19/94
25 vs. Texas A&M-CC, 3/16/07
4. 22 vs. Cincinnati, 3/17/94
22 vs. Bucknell, 3/20/05

Free Throw Attempts

1. 40 vs. St. John's, 3/15/02
2. 35 vs. Missouri, 3/19/94
3. 30 vs. Texas A&M-CC, 3/16/07
4. 29 vs. Cincinnati, 3/17/94
29 vs. Texas, 3/14/97
29 vs. Bucknell, 3/20/05

Free Throw Percentage

1. .857 (6-7) vs. SW Missouri St., 3/12/99
2. .850 (17-20) vs. Arizona, 3/18/00
3. .846 (11-13) vs. North Carolina, 3/27/05
4. .833 (25-30) vs. Texas A&M-CC, 3/16/07
5. .826 (19-23) vs. Kansas State, 3/19/11

Rebounds

1. 50 vs. Cal State Fullerton, 3/20/08
2. 40 vs. Cincinnati, 3/17/94
3. 37 vs. Fresno State, 3/16/00
4. 35 vs. Texas, 3/14/97
35 vs. Purdue, 3/25/00
35 vs. N.C. State, 3/25/05

Assists

1. 19 vs. Arizona, 3/17/06
2. 18 vs. Fresno State, 3/16/00
3. 17 vs. North Carolina, 3/27/05
4. 16 vs. Weber State, 3/20/03
5. 15 vs. Cincinnati, 3/17/94
15 vs. Texas, 3/14/97
15 vs. LSU, 3/23/00

Fewest Turnovers

1. 4 vs. Wofford, 3/19/10
2. 5 vs. Tulsa, 3/22/03
5 vs. Kansas State, 3/19/11
4. 7 vs. Bucknell, 3/20/05
7 vs. Xavier, 3/22/09

Blocked Shots

1. 7 vs. Cal State Fullerton, 3/20/08
2. 6 vs. Arizona, 3/18/00
3. 4 vs. Missouri, 3/19/94
4 vs. Michigan State, 4/1/00
4 vs. Maryland, 3/17/02
4 vs. Texas A&M-CC, 3/16/07

Steals

1. 13 vs. Fresno State, 3/16/00
2. 11 vs. LSU, 3/23/00
3. 10 vs. Arizona, 3/18/00
4. 9 vs. Cincinnati, 3/17/94
5. 8 vs. St. John's, 3/15/02
8 vs. Texas A&M-CC, 3/16/07
8 vs. Cal State Fullerton, 3/20/08

Individual Career Records (NCAA Tourney)

Games Played

1.	Kirk Penney (2000-03)	11
	Mike Wilkinson (2002-05)	11
3.	Alando Tucker (2003-07)	10
	Tim Jarmusz (2008-11)	10
	Jon Leuer (2008-11)	10
6.	Six players tied	9
	MR: Keaton Nankivil (2008-11)	

Free Throw Attempts

1.	Alando Tucker (2003-07)	81
2.	Mike Wilkinson (2002-05)	56
3.	Trévon Hughes (2007-10)	42
4.	Jordan Taylor (2009-11)	33
5.	Devin Harris (2002-04)	30
	Kammron Taylor (2004-07)	30
	Jon Leuer (2008-11)	30

Points

1.	Alando Tucker (2003-07)	154
2.	Mike Wilkinson (2002-05)	148
3.	Kammron Taylor (2004-07)	98
4.	Devin Harris (2002-04)	94
5.	Kirk Penney (2000-03)	91
	Jon Leuer (2008-11)	91
7.	Trévon Hughes (2007-10)	89

Rebounds

1.	Mike Wilkinson (2002-05)	70
2.	Andy Kowske (1999-01)	45
3.	Marcus Landry (2007-09)	41
4.	Zach Morley (2004-05)	41
5.	Kirk Penney (2000-03)	39
6.	Jon Leuer (2008-11)	37
7.	Joe Krabbenhoft (2006-09)	36

3-Point Field Goals

1.	Jon Bryant (1999-00)	19
2.	Kirk Penney (2000-03)	15
	Kammron Taylor (2004-07)	15
4.	Devin Harris (2002-04)	14
	Clayton Hanson (2002-05)	14
	Jason Bohannon (2007-09)	14
7.	Jordan Taylor (2009-11)	12

Assists

1.	Devin Harris (2002-04)	24
	Jordan Taylor (2009-11)	24
3.	Mike Kelley (1999-01)	23
4.	Mark Vershaw (1999-01)	20
5.	Michael Flowers (2005-08)	18
6.	Kirk Penney (2000-03)	17
	Mike Wilkinson (2002-05)	17

3-Point Field Goal Pct. (min. 8 made)

1.	Clayton Hanson (2002-05)	.519 (14-27)
2.	Michael Finley (1994)	.500 (9-18)
3.	Sharif Chambliss (2005)	.440 (11-25)
4.	Jon Bryant (1999-00)	.442 (19-43)
5.	Kammron Taylor (2004-07)	.405 (15-37)
6.	Devin Harris (2002-04)	.389 (14-36)
7.	Michael Flowers (2005-08)	.375 (9-24)
	Jordan Taylor (2009-11)	.375 (12-32)

Blocked Shots

1.	Andy Kowske (1999-2001)	6
	Mike Wilkinson (2002-05)	6
3.	Joe Krabbenhoft (2005-08)	5
	Marcus Landry (2006-09)	5
	Greg Stiemsma (2005, 07-08)	5
6.	Maurice Linton (1999-01)	4
	Mark Vershaw (1999-01)	4
	Devin Harris (2002-04)	4
	Keaton Nankivil (2008-11)	4

Free Throws

1.	Alando Tucker (2003-07)	59
2.	Mike Wilkinson (2002-05)	41
3.	Trévon Hughes (2007-10)	31
4.	Kammron Taylor (2004-07)	25
5.	Jon Leuer (2008-11)	23
6.	Jordan Taylor (2009-11)	22
7.	Roy Boone (2000-01)	20
	Devin Harris (2002-04)	20

Steals

1.	Mike Kelley (1999-01)	20
2.	Mike Wilkinson (2002-05)	16
3.	Devin Harris (2002-04)	15
4.	Trévon Hughes (2007-09)	9
5.	Marcus Landry (2006-09)	8
6.	Michael Flowers (2005-08)	7
	Tim Jarmusz (2008-11)	7

Wisconsin Opp. NCAA Tournament Records

Opponent Individual Highs

Points: 38 by Jacob Pullen (Kansas State), 2011
FG: 13 by Sean May (UNC), 2005 and Jacob Pullen (Kansas State), 2011
FG Attempts: 33 by Gus Broberg (Dartmouth), 1941
FG Pct. (10 att.): .786 (11-14) by Melvin Booker (Missouri), 1994
3-point FGs: 7 by Dontonio Wingfield (Cincinnati), 1994
3-point FG Att.: 17 by Dontonio Wingfield (Cincinnati), 1994
3-point FG Pct. (6 att.): .750 (6-8) by Melvin Booker (Missouri), 1994 and Jacob Pullen (Kansas State), 2011
FT: 11 by Melvin Booker (Missouri), 1994
FT Attempts: 14 by Melvin Booker (Missouri), 1994
FT Pct. (10 att.): 1.000 (10-10) by Kris Clack (Texas), 1997
Rebounds: 14 by Kevin Ault (Missouri St.), 1999 and by Slobodan Ocokolijic (Weber St.), 2003 and by Chevon Troutman (Pittsburgh), 2004
Assists: 13 Jason Richards (Davidson), 2008
Blocked Shots: 4 by Lonnie Baxter (Mary), 2002 and Chris Daniels (Texas A&M C-C), 2007
Steals: 4 by Mike Harris (Cincy) and Cliff Hawkins (Kent), 2003 and Engin Atsur (N.C. State), 2005 and Stephen Curry (Davidson), 2008
Minutes: 41, Toney Douglas (Florida St.), 2009

Opponent Team Highs

Points: 109, Missouri, 1994
FG: 34 by Missouri, 1994
FG Attempts: 71 by Weber State, 2003
FG Pct.: .680 (34-50) by Missouri, 1994
3-point FGs: 12 by Missouri, 1994 and Davidson, 2008
3-point FG Attempts: 25 by Texas, 1997
3-point FG Pct. (10 att.): .632 (12-19) by Missouri, 1994
FT: 29 by Missouri, 1994
FT Attempts: 39 by Missouri, 1994
FT Pct. (10 att.): .864 (19-22) by Cincinnati, 1994
Rebounds: 43 by Weber State, 2003
Assists: 20 by Missouri, 1994
Blocked Shots: 6 by Arizona, 2006
Steals: 14 by Cincinnati, 1994

Opponent Team Lows

Points: 30 by Pittsburgh, 1941
FG: 12 by Pittsburgh, 1941
FG Attempts: 33 by Missouri State, 1999
FG Pct.: .190 (12-63) by Pittsburgh, 1941
3-point FGs: 0 by Kansas State, 2008
3-point FG Attempts: 5 by Kentucky, 2003
3-point FG Pct. (10 att.): .000 (0-13) by Kansas State, 2008
FT: 2 by Fresno State, 2000
FT Attempts: 3 by Fresno State, 2000
FT Pct. (10 att.): .462 (6-13) by Wofford, 2010
Rebounds: 21 by N.C. State, 2004
Assists: 4 by Michigan State, 2000 and Kansas State, 2008
Blocked Shots: 0, 4 times, MR: by Kansas State, 2011
Steals: 1, Tulsa, 2003 and Wofford, 2010

All-Time UW NCAA Tournament Summaries

1941

UW 51 • Dartmouth 50

March 21, 1941 • Madison, Wis. • UW Field House (12,500)

The Badgers began their quest for the national championship by rallying in the second half to down Dartmouth in the NCAA East Regional at the UW Field House. The lead changed hands four times in the first half before Dartmouth assumed a 24-22 lead at intermission. The Big Green managed to stay ahead or even through the first 15 minutes of the second half. The score was knotted at 42-42 with 8:00 left when three-time Ivy League scoring champion Gus Broberg scored inside to give Dartmouth a 44-42 lead. The Badgers tied it again on a hook shot by Charles Epperson, then took their first lead since early in the game on an inside basket by Gene Englund. Englund scored again minutes later, and John Kotz added a pair of free throws to put Wisconsin up 51-46 with just over a minute remaining. Dartmouth scored the game's final four points, including a desperation field goal from near half-court as the final gun sounded. Englund (18) and Kotz (15) led the Badgers in scoring.

DARTMOUTH	FG	FT	PTS
Broberg	9-33	2-2	20
Munroe	7-15	1-2	15
Olsen	1-11	0-1	2
Pearson	0-4	1-1	1
Skaug	4-13	2-3	10
Else	0-2	0-0	0
Shaw	0-0	0-1	0
Parmer	1-2	0-0	2
Horner	0-0	0-0	0
TOTALS	22-80	6-10	50
	(.275)	(.600)	

WISCONSIN	FG	FT	PTS
Kotz	5-10	5-9	15
Epperson	4-11	0-0	8
Englund	6-21	6-7	18
Strain	0-6	1-3	1
Rehm	2-5	5-5	9
Timmerman	0-0	0-0	0
Alwin	0-0	0-0	0
TOTALS	17-53	17-24	51
	(.321)	(.708)	

SCORING BY HALVES

Dartmouth	24	26	50
Wisconsin	22	29	51

UW 36 • Pittsburgh 30

March 22, 1941 • Madison, Wis. • UW Field House (14,000)

Wisconsin avenged a 36-34 home loss to Pittsburgh earlier in the season with a 36-30 victory over the Panthers in the NCAA East Regional title game at the UW Field House. The Badgers jumped to a 10-5 lead and were in front, 12-9, before Pittsburgh's Eddie Straloski scored six straight points to give the Panthers a 15-12 lead. Pittsburgh led 18-14 at halftime and built its lead to 23-18 early in the second period. The Badgers scored the next six points to go up 24-23, getting a basket from Gene Englund and a field goal and two free throws from John Kotz. They built the lead to 29-25 and eventually extended the margin to 36-26 to win handily. Wisconsin outscored the Panthers 16-6 from the free throw line, going to the stripe 20 times compared to Pittsburgh's seven. Englund was 7 of 8 from the line and finished with 11 points, while Kotz made all four charity tosses and totaled 10 points. Straloski paced the Panthers with 12 points.

PITTSBURGH	FG	FT	PTS
Straloski	6-21	0-0	12
Klein	0-3	0-0	0
Kocheran	1-11	2-2	4
Port	1-4	2-3	4
Milanovich	2-4	0-0	4
Paffrath	1-5	1-1	3
Malarkey	1-8	1-1	3
Ziolkowski	0-5	0-0	0
Egan	0-2	0-0	0
TOTALS	12-63	6-7	30
	(.190)	(.857)	

WISCONSIN	FG	FT	PTS
Kotz	3-18	4-4	10
Epperson	2-6	3-4	7
Englund	2-11	7-8	11
Timmerman	0-0	0-1	0
Strain	2-4	0-1	4
Rehm	1-2	2-2	4
Scott	0-2	0-0	0
TOTALS	10-43	16-20	36
	(.233)	(.800)	

SCORING BY HALVES

Pittsburgh	18	12	30
Wisconsin	14	22	36

UW 39 • Washington State 34

March 29, 1941 • Kansas City, Mo. • Municipal Aud. (7,219)

Wisconsin's 15th consecutive win — a five-point decision over Washington State — netted the Badgers the NCAA crown. The Cougars led 10-8 and 12-9, but the Badgers rallied to take a 13-12 lead on a pair of baskets by John Kotz and never trailed again. Wisconsin took a 21-17 lead to the locker room at halftime. Kirk Gebert scored Washington State's first three field goals in the second period to help the Cougars pull even at 24-24, but free throws by Kotz and Ted Strain and baskets by Gene Englund and Charles Epperson gave the Badgers a comfortable 30-24 lead. Gebert pitched in three more field goals to help the Cougars narrow the margin to 34-32, but the Badgers nailed down the title on a field goal by Kotz and a free throw by Strain. Englund had 13 points to pace the victors, while Kotz totaled 12 points and was selected tournament MVP. Gebert led the Cougars with a game-high 21 points. Wisconsin ended the season with a 20-3 record.

WASHINGTON STATE	FG	FT	PTS
Gentry	0-7	1-2	1
Gilberg	1-7	0-2	2
Butts	1-6	1-1	3
Lindeman	0-5	3-4	3
Zimmerman	0-1	0-0	0
Gebert	10-24	1-2	21
Hunt	0-3	0-0	0
Sundquist	2-9	0-0	4
Hooper	0-1	0-0	0
TOTALS	14-63	6-11	34
	(.222)	(.545)	

WISCONSIN	FG	FT	PTS
Epperson	2-13	0-0	4
Schrage	0-0	0-0	0
Kotz	5-22	2-3	12
Englund	5-12	3-3	13
Timmerman	1-2	0-0	2
Rehm	2-10	0-1	4
Strain	0-7	2-2	2
Alwin	1-1	0-0	2
TOTALS	16-67	7-9	39
	(.239)	(.778)	

SCORING BY HALVES

Washington State	17	17	34
Wisconsin	21	18	39

1947

City College of New York 70 • UW 56

March 20, 1947 • New York, N.Y. • Madison Square Garden (18,000)

City College of New York used an impressive second-half rally to carry themselves to a 70-56 win at Madison Square Garden in the opening round of the East Regional. The Badgers seemed in command in the first half, jumping to a 13-2 lead, extending the edge to 26-10 and cruising to a 37-27 halftime advantage. The second half, however, was dominated by CCNY. The Beavers began with a 12-2 run that tied the game at 39-39. The lead see-sawed for a few minutes before CCNY took the lead for good at 48-47. The Beavers pulled steadily away and rolled to an easy victory. The victors outscored UW 43-19 in the final period, including a 24-9 run during one stretch. Irwin Dambrot led CCNY with a game-high 16 points, including 11 in the second half, while Exner Menzel paced the Badgers with 15 points.

CCNY	FG	FT	PTS
Trub'witz	0	0-0	0
Galiber	0	4-6	4
Dambrot	6	4-5	16
Malamed	6	1-1	13
Shapiro	0	1-2	1
Finestone	4	1-1	9
Farbman	2	2-3	6
Schmones	3	1-2	7
Jameson	5	0-0	10
Finger	2	0-0	4
TOTALS	28	14-20	70
		(.700)	

WISCONSIN	FG	FT	PTS
Cook	5	3-4	13
Menzel	5	5-8	15
Falls	0	0-0	0
Pokrzywinski	0	0-0	0
Hertz	1	0-0	2
Mills	2	2-3	6
Rehfeldt	2	0-2	4
Haarlow	0	1-1	1
Selbo	6	0-0	12
Lautenbach	1	0-0	2
Krueger	0	1-1	1
Mader	0	0-0	0
TOTALS	22	12-19	56
		(.632)	

SCORING BY HALVES

CCNY	27	43	70
Wisconsin	37	19	56

UW 50 • Navy 49

March 22, 1947 • N.Y., N.Y. • Madison Sq. Garden (NA)

Glen Selbo's basket in the final seconds propelled the Badgers to a 50-49 win over the Midshipmen in the East Regional consolation game. Wisconsin led by as many as eight points in the first half and held a 29-24 lead at intermission, but the Middies rallied and went ahead 36-35 on a rebound basket by Bobby Searle and a free throw by Charles Sheehan. Bobby Cook put the Badgers back in front with a long basket and a free throw. Wisconsin extended the lead to 45-38 and appeared in command until Navy staged one final rally and cut the margin to 48-47. A rebound basket by Johnny Barrow pushed Navy in front, 49-48, setting the stage for Selbo's game-winner. Cook led the Badgers with a game-high 21 points, while Ken Shugart and Cy Waldrop paced the Navy attack with 14 and 13 points, respectively. Wisconsin ended the season with a 16-6 record.

NAVY	FG	FT	PTS
Robbins	2	0-0	4
Shugart	6	2-2	14
Waldrop	6	1-2	13
Barrow	2	1-2	5
Dick	0	1-1	1
Searle	3	1-3	7
Sheehan	1	1-2	3
Woods	0	0-0	0
Rensberger	0	0-1	0
Eliopolus	1	0-0	2
TOTALS	21	7-13	49
		(.538)	

WISCONSIN	FG	FT	PTS
Cook	10	1-1	21
Menzel	2	1-2	5
Mills	0	2-3	2
Selbo	3	2-4	8
Lautenbach	2	2-2	6
Rehfeldt	1	0-0	2
Haarlow	2	2-4	6
TOTALS	20	10-16	50
		(.625)	

SCORING BY HALVES

Navy	24	25	49
Wisconsin	29	21	50

1994

(9) UW 80 • (8) Cincinnati 72

March 17, 1994 • Ogden, Utah • Dee Events Center (12,126)

Playing in their first NCAA tournament since 1947, the ninth-seeded Badgers posted a first-round victory over 25th-ranked and eighth-seeded Cincinnati. Wisconsin was led by Michael Finley (22 points, four assists, three steals) and Rashard Griffith (22 points, 15 rebounds). Griffith, who entered the game as a 56 percent free throw shooter, was 12 of 14 from the line. The Badgers jumped to a 10-2 lead, extended the advantage to 36-23 and were up 40-32 at halftime. Cincinnati rallied to take a 55-54 lead with just under 10 minutes left, but the Badgers went on a 22-12 run to put the game out of reach. Wisconsin outshot Cincinnati .455-.381 from the field and out-rebounded the Bearcats 40-38. Dontonio Wingfield paced Cincinnati with 20 points and 10 rebounds.

UW	MP	FG	3P	FT	R	F	A	TO	B	S	TP
Finley*	34	7-13	4-8	4-5	3	3	4	3	1	3	22
Petersen*	21	4-7	0-0	0-1	7	1	0	1	0	0	8
Griffith*	37	5-9	0-0	12-14	15	0	2	4	1	0	22
Webster*	30	2-9	0-4	0-0	3	1	6	3	0	2	4
Kilbride*	30	2-8	2-8	2-2	5	5	1	2	0	2	8
Kelley	17	1-4	0-0	1-3	3	4	0	1	0	1	3
Roberts	16	3-4	2-2	1-2	2	1	1	1	0	0	9
Hoskins	12	1-1	0-0	2-2	1	0	1	1	0	1	4
Johnson	3	0-0	0-0	0-0	0	1	0	0	0	0	0
team					1			0			
TOTALS	200	25-55	8-22	22-29	40	16	15	16	2	9	80
		(.455)	(.364)	(.759)							

CINCY	MP	FG	3P	FT	R	F	A	TO	B	S	TP
Wingfield*	28	7-17	1-7	5-6	10	4	1	1	1	0	20
Bostic*	26	3-7	0-0	2-2	4	3	1	1	1	1	8
Harris*	18	2-6	0-0	0-0	4	4	1	1	0	4	4
Flint*	35	5-11	1-5	0-0	4	1	2	6	0	2	11
Burton*	21	0-5	0-1	3-3	1	4	0	1	0	2	3
Durden	31	3-7	3-6	6-7	2	3	1	2	0	3	15
Gregor	21	4-5	0-0	2-2	5	2	2	1	1	2	10
Jacobs	17	0-4	0-0	1-2	3	1	0	0	0	0	1
Julson	2	0-1	0-0	0-0	2	2	0	0	1	0	0
Wright	1	0-0	0-0	0-0	0	0	0	0	0	0	0
team					3			0			
TOTALS	200	24-63	5-19	19-22	38	24	8	13	4	14	72
		(.381)	(.263)	(.864)							

SCORING BY HALVES

Wisconsin	40	40	80
Cincinnati	32	40	72

(1) Missouri 109 • (9) UW 96

March 19, 1994 • Ogden, Utah • Dee Events Center (12,126)

Big Eight Player of the Year Melvin Booker poured in a career-high 35 points, hitting 11-of-14 field goal tries, 6-of-8 3-point attempts and all seven FTs, to lead top-seeded and fifth-ranked Missouri to a second-round victory in the NCAA West Regional. The Tigers, who shot under 41 percent from the field the previous four games, shot a season-high .680 against Wisconsin, including a sizzling .708 mark in the second half. Mizzou connected on 6-of-6 3-point tries in the second half and was 12-of-19 from beyond the arc for the game (.632). The Badgers were led by Michael Finley, who netted 36 points, and Tracy Webster, who tallied 27 points, seven assists and four steals. Webster tied the school records for 3-pointers (7) and 3-point attempts (13). Missouri jumped to a 26-13 lead and led 54-47 at halftime. The Badgers cut the gap to 67-63 at the 13:24 mark, but the Tigers responded with a 25-9 run to go up 92-72 with less than seven minutes left. The Badgers could get no closer than 10 points the rest of the way. The teams combined for an NCAA-tournament record 27 3-point field goals.

UW	MP	FG	3P	FT	R	F	A	TO	B	S	TP
Finley*	40	9-19	5-10	13-14	7	3	2	0	1	1	36
Petersen*	19	3-5	0-0	0-2	5	2	1	3	0	0	6
Griffith*	16	2-5	0-0	2-5	5	4	0	1	1	0	6
Webster*	30	10-20	7-13	0-2	1	3	7	0	0	4	27
Kilbride*	32	4-9	3-8	4-4	5	5	1	2	0	0	15
Kelley	21	0-0	0-0	2-4	3	2	2	2	0	0	2
Roberts	19	0-5	0-2	2-2	3	1	0	0	0	0	2
Johnson	11	0-0	0-0	0-0	3	4	0	1	2	0	0
Hoskins	9	0-1	0-1	2-2	0	2	1	2	0	0	2
Johnsen	3	0-3	0-3	0-0	0	1	0	0	0	0	0
team					2			0			
TOTALS	200	28-67	15-37	25-35	34	27	14	11	4	5	96
		(.418)	(.405)	(.714)							

MIZZOU	MP	FG	3P	FT	R	F	A	TO	B	S	TP
Frazier*	26	1-2	0-0	1-2	3	2	2	4	0	0	3
Thames*	21	2-3	0-0	1-4	3	4	0	0	1	0	5
Crudup*	16	4-5	0-0	2-2	1	5	3	0	1	0	10
Winfield*	22	1-3	0-0	0-0	2	3	1	0	0	0	2
Booker*	29	11-14	6-8	7-7	3	2	7	3	0	1	35
O'Liney	32	4-5	2-3	13-17	3	0	3	2	0	3	23
Atkins	18	6-10	4-5	0-0	4	2	0	0	0	0	16
Finner	11	4-5	0-1	5-7	5	1	2	1	0	0	13
Grimm	11	1-2	0-1	0-0	1	3	0	1	0	0	2
Smith	6	0-0	0-0	0-0	2	3	1	2	0	0	0
Sutherland	5	0-1	0-1	0-0	1	0	1	0	0	0	0
Heller	3	0-0	0-0	0-0	0	0	0	1	0	0	0
team					1			0			
TOTALS	200	34-50	12-19	29-39	29	25	20	14	2	4	109
		(.680)	(.632)	(.744)							

SCORING BY HALVES

Wisconsin	47	49	96
Missouri	54	55	109

1997

(10) Texas 71 • (7) UW 58

March 14, 1997 • Pittsburgh, Pa. • Civic Arena (17,300)

Wisconsin fell behind 15-3 just 5:39 into the game and never cut Texas' lead to fewer than seven points in a 71-58 loss to the Longhorns in the first round of the 1997 East Regional in Pittsburgh. Texas guard Reggie Freeman scored a game-high 31 points while Sam Okey paced the Badgers with 17 points, 10 rebounds and six assists. The seventh-seeded Badgers, who shot only 39 percent from the field, sliced the Texas lead to seven points twice in the first half but trailed 33-24 at the half. An Okey dunk to start the second half trimmed the Longhorn lead to 33-26, but the Badgers never again came that close.

TEXAS	MP	FG	3P	FT	R	F	A	TO	B	S	TP
Muoneke*	19	1-1	0-0	0-0	3	2	0	1	1	0	2
Clack*	25	2-5	1-3	10-10	5	4	1	5	0	3	15
Jordan*	19	1-1	0-0	0-0	1	4	0	0	0	0	2
Vazquez*	28	1-5	0-4	0-1	1	4	3	1	0	1	2
Freeman*	38	11-19	2-7	7-8	3	4	3	4	1	0	31
Perryman	25	3-9	2-8	4-4	3	1	0	2	0	1	12
Clark	19	1-2	0-0	0-0	4	2	0	0	0	0	2
Quarles	15	1-5	0-0	0-1	7	4	0	1	0	0	2
Coleman	9	0-4	0-3	3-5	2	0	0	0	0	0	3
Dixon	2	0-0	0-0	0-0	0	0	0	0	0	0	0
Goode	1	0-0	0-0	0-0	0	0	0	0	0	0	0
team							5			0	
TOTALS	200	21-51	5-25	24-29	34	25	7	14	2	5	71
		(.412)	(.200)	(.828)							

UW	MP	FG	3P	FT	R	F	A	TO	B	S	TP
Okey*	30	5-8	0-2	7-10	10	4	6	5	0	0	17
Daugherty*	38	4-5	0-1	1-2	6	2	3	1	1	0	9
Grant*	24	4-8	0-0	8-10	4	5	0	2	1	0	16
Auriantal*	24	1-6	0-1	0-0	4	3	1	2	0	1	2
Burkemper*	22	0-1	0-0	0-0	0	1	2	1	0	0	0
Calderwood	23	3-11	3-6	0-1	7	5	2	3	0	3	9
Kosolcharoen	19	0-4	0-2	3-4	2	1	1	1	0	1	3
Duany	8	0-1	0-1	0-2	0	1	0	0	0	0	0
Coleman	4	0-0	0-0	0-0	0	0	0	0	0	0	0
Shafer	3	0-1	0-1	0-0	0	0	0	0	0	0	0
Quest	2	0-0	0-0	0-0	1	0	0	1	0	0	0
Vraney	2	1-1	0-0	0-0	0	0	0	0	0	0	2
Meiners	1	0-0	0-0	0-0	0	0	0	0	0	0	0
team					1			1			
TOTALS	200	18-46	3-14	19-29	35	22	15	17	2	5	58
		(.391)	(.214)	(.655)							

SCORING BY HALVES

Texas	33	38	71
Wisconsin	24	34	58

1999

2000

(12) Missouri St. 43 • (5) UW 32

(8) UW 66 • (9) Fresno St. 56

March 12, 1999 • Charlotte, N.C. • Charlotte Coliseum (15,007)

March 16, 2000 • Salt Lake City, Utah • Huntsman Center (13,464)

Fifth-seeded Wisconsin's record-setting season came to an end after a 43-32 loss to Missouri State in the first round of the NCAA tournament in Charlotte, N.C. The Badgers shot a season-low .255 from the field and their 32 points were the fewest in an NCAA tournament game since the advent of the shot clock in 1986. Sean Mason registered 11 points, but he was the only Badger in double figures. Danny Moore and Kevin Ault scored 12 and 10 points, respectively, to pace the Bears. Wisconsin managed just 12 points in the first half on 21-percent shooting, but trailed just 21-12 thanks to a typically solid defensive effort. Wisconsin trailed by as few as six points in the second half, but never came closer than that.

Guard Jon Bryant connected on a school record-tying seven three-point field goals to lead the Badgers to a 66-56 first-round NCAA tournament win over Fresno State at the West Regional in Salt Lake City, Utah. Andy Kowske added 14 points and 14 rebounds for the UW and Duany Duany contributed 12 points on four three-pointers. Terrance Roberson led the Bulldogs with 19 points. National scoring leader Courtney Alexander was held to just 11 points on 5-for-19 field goal shooting. Coach Jerry Tarkanian's Bulldogs led 34-30 at the half and expanded that margin to seven points (42-35) with 16:23 remaining to play. Wisconsin responded, however, and led 49-44 with 6:12 left. Bryant then went on a tear, hitting four straight 3-pointers to give the Badgers a 61-46 edge that capped a 26-4 run at the 4:32 mark. Wisconsin's bench outscored the Fresno State reserves 33-0.

MO. ST.	MP	FG	3P	FT	R	F	A	TO	B	S	TP
Stringer*	28	1-5	0-0	1-2	1	2	2	2	0	1	3
Bruton*	25	1-1	0-0	0-0	0	0	0	1	0	2	2
Moore*	35	4-8	0-0	4-6	13	3	0	4	1	0	12
Fontleroy*	27	0-5	0-0	2-2	0	4	0	3	0	0	2
Ault*	30	3-6	1-2	3-3	14	0	2	2	0	1	10
Bettenhausen	15	3-4	1-1	2-2	1	0	2	1	0	0	9
Phillips	15	1-3	1-3	2-2	1	2	0	2	0	0	5
Brakebill	12	0-1	0-0	0-0	4	0	0	0	0	0	0
Miller	6	0-0	0-0	0-0	0	2	1	0	0	0	0
Reuter	4	0-0	0-0	0-0	0	1	1	1	1	0	0
Judd	1	0-0	0-0	0-0	1	0	0	1	0	0	0
Murans	1	0-0	0-0	0-0	0	0	0	0	0	0	0
Tshomba	1	0-0	0-0	0-0	0	0	0	0	0	0	0
team					2			1			
TOTALS	200	13-33	3-6	14-17	37	14	8	18	2	4	43
		(.394)	(.500)	(.824)							

UW	MP	FG	3P	FT	R	F	A	TO	B	S	TP
Kowske*	18	1-4	0-0	0-0	3	5	0	1	0	1	2
Kelley*	26	0-3	0-0	0-0	2	2	0	1	0	0	0
Wills*	31	3-6	0-0	0-1	5	1	1	0	0	1	6
Mason*	33	4-12	1-6	2-2	3	3	1	2	0	2	11
Calderwood*	29	0-8	0-6	0-0	0	1	1	1	0	0	0
Vershaw	26	2-5	0-0	2-2	1	2	4	1	0	0	6
Bryant	24	1-5	1-4	0-0	2	1	0	1	0	0	3
Linton	6	1-1	0-0	0-0	1	1	0	1	0	1	2
Davis	3	0-2	0-0	2-2	0	0	1	0	0	0	2
Duany	3	0-0	0-0	0-0	1	1	0	0	0	0	0
Auriantal	1	0-1	0-0	0-0	0	0	0	0	0	0	0
team					2			0			
TOTALS	200	12-47	2-16	6-7	20	17	8	8	0	5	32
		(.255)	(.125)	(.857)							

SCORING BY HALVES

Missouri State	21	22	43
Wisconsin	12	20	32

FRESNO	MP	FG	3P	FT	R	F	A	TO	B	S	TP
Abney*	37	3-3	0-0	0-0	8	2	0	1	2	0	6
Roberson*	35	8-13	3-7	0-1	3	3	4	8	0	1	19
Ely*	36	5-7	0-0	2-2	6	2	0	2	3	2	12
Porter*	39	3-6	2-3	0-0	2	4	6	3	0	2	8
Alexander*	37	5-19	1-4	0-0	4	2	3	1	0	0	11
DeManby	11	0-0	0-0	0-0	1	0	0	1	0	0	0
Felix	5	0-0	0-0	0-0	2	0	0	1	0	0	0
team					3						
TOTALS	200	24-48	6-14	2-3	29	13	13	17	5	5	56
		(.500)	(.429)	(.667)							

UW	MP	FG	3P	FT	R	F	A	TO	B	S	TP
Linton*	16	2-4	0-1	0-0	1	0	2	0	1	0	4
Kowske*	36	7-9	0-0	0-1	14	2	1	1	0	1	14
Vershaw*	31	2-8	1-1	1-2	6	2	2	6	1	1	6
Kelley*	38	3-4	0-1	1-1	4	1	6	0	0	6	7
Boone*	19	0-7	0-3	2-2	5	0	6	0	0	1	2
Bryant	28	7-12	7-11	0-1	3	3	0	1	0	2	21
Duany	12	4-11	4-11	0-0	2	0	0	0	0	1	12
Wills	12	0-5	0-0	0-0	2	1	0	0	0	0	0
Penney	6	0-3	0-1	0-0	0	0	0	0	0	1	0
Davis	2	0-0	0-0	0-0	0	0	1	0	0	0	0
team					0						
TOTALS	200	25-63	12-29	4-7	37	9	18	8	2	13	66
		(.397)	(.414)	(.571)							

SCORING BY HALVES

Fresno State	34	22	56
Wisconsin	30	36	66

(8) UW 66 • (1) Arizona 59

March 18, 2000 • Salt Lake City, Utah • Huntsman Center (13,857)

Four Badgers scored in double figures and Wisconsin forced 17 turnovers to upset top-seeded and fourth-ranked Arizona 66-59 in the second round of the 2000 NCAA Tournament in Salt Lake City, Utah. Andy Kowske registered 10 points and 12 rebounds and limited Wildcat center Michael Wright to just four field goal attempts in 37 minutes. Mark Vershaw had 15 points for the UW, while Maurice Linton added 14 and Jon Bryant 12. Gilbert Arenas had a game-high 21 points for the Wildcats, who shot just .392 from the field, including .263 from 3-point range. Arizona scored first for a 2-0 lead, but never led after that. The UW put together a 28-23 advantage at the half and steamrolled to a 50-33 edge with 8:07 remaining to play. The Wildcats chipped away but never cut their deficit to fewer than five points. Wisconsin shot .489 from the floor and made 17-20 from the free throw line. UW's Mike Kelley added eight points, four assists, no turnovers and five steals in 26 minutes of play.

UW	MP	FG	3P	FT	R	F	A	TO	B	S	TP
Duany*	16	1-5	0-3	0-0	0	2	0	2	0	1	2
Kowske*	37	5-9	0-0	0-0	12	1	0	1	1	0	10
Vershaw*	33	6-8	1-1	2-2	2	2	4	2	3	2	15
Bryant*	31	4-8	3-7	1-2	1	5	0	0	0	0	12
Kelley*	26	2-5	0-1	4-5	0	4	4	0	1	5	8
Linton	20	3-4	1-1	7-8	3	2	0	3	1	0	14
Davis	16	1-1	0-0	1-1	3	1	0	2	0	0	3
Boone	11	0-4	0-2	2-2	3	3	1	1	0	2	2
Wills	8	0-1	0-0	0-0	1	2	1	1	0	0	0
Penney	2	0-0	0-0	0-0	0	0	0	0	0	0	0
team					1						
TOTALS	200	22-45	5-15	17-20	26	22	10	13	6	10	66
		(.489)	(.333)	(.850)							

ARIZONA	MP	FG	3P	FT	R	F	A	TO	B	S	TP
Walton*	24	0-3	0-1	1-2	5	2	2	5	0	0	1
Wessel*	30	3-5	0-0	0-3	6	3	1	5	0	0	6
Wright*	37	1-4	0-0	0-0	9	1	1	0	0	1	2
Arenas*	37	7-18	1-5	6-7	5	4	5	1	1	1	21
Gardner*	32	3-11	1-7	3-6	4	1	2	2	0	3	10
Anderson	24	4-5	2-3	2-2	3	4	0	1	3	2	12
Jefferson	16	2-5	1-3	2-2	1	4	1	3	0	1	7
team					4						
TOTALS	200	20-51	5-19	14-22	37	19	12	17	4	8	59
		(.392)	(.263)	(.636)							

SCORING BY HALVES

Wisconsin	28	38	66
Arizona	23	36	59

(8) UW 61 • (4) LSU 48

March 23, 2000 • Albuquerque, N.M. • University Arena (16,004)

Wisconsin put on one of its best defensive performances of the Dick Bennett era in a 61-48 victory over fourth-seeded LSU in the West Regional semifinals at The Pit in Albuquerque, N.M. Jon Bryant paced the Badgers with 16 points, while Stromile Swift and Jabari Smith each had 12 points for the Tigers. Wisconsin's suffocating defense forced 23 LSU turnovers and held the Tigers to .362 field goal shooting. Trailing 14-11 with five minutes left in the first half, the Badgers went on a 25-4 run over the next 12 minutes to gain a commanding 36-18 lead. The Tigers committed 10 turnovers during that stretch. Wisconsin extended its lead to 47-29 before settling for a 13-point win. The Badgers shot only .382 from the field, but committed just nine turnovers and registered 11 steals, including five from Mike Kelley. It was LSU's lowest offensive output of the season.

UW	MP	FG	3P	FT	R	F	A	TO	B	S	TP
Linton*	25	4-8	0-0	0-0	3	2	0	1	0	2	8
Vershaw*	30	2-8	1-2	2-2	5	3	3	2	0	1	7
Kowske*	31	3-5	0-0	2-2	4	3	0	1	1	1	8
Bryant*	32	6-14	3-9	1-2	3	1	4	0	0	0	16
Kelley*	35	1-2	0-0	1-2	4	3	5	3	0	5	3
Penney	12	2-6	1-4	0-0	2	0	0	0	0	0	5
Boone	10	0-1	0-0	5-8	3	1	2	1	0	0	5
Duany	9	1-3	1-3	0-0	1	0	0	0	0	0	3
Wills	9	1-6	0-1	0-0	2	4	0	0	0	1	2
Davis	5	0-1	0-0	2-2	0	0	1	1	0	0	2
Swartz	2	1-1	0-0	0-0	0	0	0	0	0	1	2
Faust	1	0-0	0-0	0-0	0	0	0	0	0	0	0
team					3						
TOTALS	200	21-55	6-19	13-18	30	17	15	9	1	11	61
		(.382)	(.316)	(.722)							

LSU	MP	FG	3P	FT	R	F	A	TO	B	S	TP
Beshara*	33	2-7	1-5	0-0	8	2	2	3	0	3	5
Swift*	37	3-5	1-1	5-7	10	2	2	3	0	1	12
Smith*	33	5-12	1-3	1-1	7	3	0	3	2	0	12
Bright*	26	1-7	0-6	2-2	2	4	0	5	0	1	4
Roland*	28	2-7	0-2	1-2	4	2	2	4	0	0	5
Temple	17	1-3	1-3	0-0	3	1	0	3	0	0	3
Williams	17	3-4	1-1	0-0	2	4	0	1	0	2	7
Dupree	5	0-1	0-0	0-0	0	0	0	1	0	0	0
Bridgewater	4	0-1	0-0	0-0	0	0	0	0	0	0	0
team					4						
TOTALS	200	17-47	5-21	9-12	40	18	6	23	2	7	48
		(.362)	(.238)	(.750)							

SCORING BY HALVES

Wisconsin	22	39	61
LSU	14	34	48

(8) UW 64 • (6) Purdue 60

March 25, 2000 • Albuquerque, N.M. • University Arena (16,004)

Wisconsin advanced to the Final Four for the second time in school history with a hard-fought, 64-60, victory over Big Ten-rival and sixth-seeded Purdue in the West Regional final at The Pit in Albuquerque, N.M. Jon Bryant made five 3-point field goals and scored a game-high 18 points on his way to West Regional Most Outstanding Player honors. Andy Kowske added 14 points and eight rebounds and was named, along with Mike Kelley, to the West Regional all-tournament team. Brian Cardinal and Carson Cunningham, also named to the all-tournament team, had 13 points apiece for the Boilermakers. Wisconsin battled its way to a 31-28 halftime lead on 57-percent field goal shooting. Bryant scored the Badgers' first nine points on three 3-pointers. The second half was a see-saw battle that resulted in a 52-52 tie with 5:23 remaining to play. Wisconsin, however, then went on an 8-1 run over the next four minutes for a 60-53 lead with 1:08 left. A Cunningham 3-pointer with 11.5 seconds left made it 63-60 Wisconsin. The Badgers added a free throw for the final tally.

UW	MP	FG	3P	FT	R	F	A	TO	B	S	TP
Linton*	23	2-3	1-2	0-0	1	3	2	3	0	0	5
Kowske*	27	6-10	0-0	2-2	8	4	0	2	0	0	14
Vershaw*	30	2-9	0-2	3-6	7	1	3	1	0	1	7
Bryant*	35	6-12	5-9	1-2	2	1	1	1	0	1	18
Kelley*	36	2-3	0-0	1-4	1	2	5	1	0	1	5
Boone	16	3-6	0-0	6-10	2	2	2	1	1	2	12
Wills	16	0-1	0-0	0-0	5	3	0	2	0	0	0
Duany	8	1-2	1-2	0-0	3	3	1	2	0	1	3
Davis	6	0-0	0-0	0-0	1	2	0	1	0	0	0
Penney	3	0-1	0-1	0-0	0	0	0	1	0	0	0
team					5						
TOTALS	200	22-47	7-16	13-24	35	21	14	15	1	6	64
		(.468)	(.438)	(.542)							

PURDUE	MP	FG	3P	FT	R	F	A	TO	B	S	TP
Robinson*	36	4-10	0-0	4-5	1	3	4	3	0	0	12
McQuay*	31	4-5	0-0	2-3	12	3	0	0	2	0	10
Cardinal*	27	4-8	2-4	3-5	4	4	1	2	0	1	13
Cornell*	32	1-9	1-7	0-2	2	4	1	1	1	1	3
Cunningham*	31	4-12	3-8	2-2	2	2	2	4	0	1	13
Lewis	18	3-5	1-2	0-0	5	2	1	0	0	0	7
Smith	15	0-3	0-2	0-0	1	1	1	1	0	0	0
Kerkhof	7	0-0	0-0	0-0	0	2	0	1	0	1	0
Allison	3	1-1	0-0	0-0	0	0	0	1	0	0	2
Lowe	1	0-0	0-0	0-0	0	0	0	0	0	0	0
team					6						
TOTALS	200	21-53	7-23	11-17	33	21	10	13	3	4	60
		(.396)	(.304)	(.647)							

SCORING BY HALVES

Wisconsin	31	33	64
Purdue	28	32	60

(1) Michigan State 53 • (8) UW 41

April 1, 2000 • Indianapolis, Ind. • RCA Dome (43,116)

Wisconsin's magical run to the Final Four ended with a 53-41 semifinal loss to season-long nemesis and eventual national champion Michigan State at the RCA Dome in Indianapolis. Roy Boone scored 18 points but he was the only Badger to tally more than six points in the game. Morris Peterson paced the Spartans with 20 points. Wisconsin trailed just 19-17 at the half, with both teams struggling offensively. Wisconsin shot 29 percent from the floor and Michigan State made just 25 percent of its shots. The Spartans, however, opened the second half on a 13-2 run to open a 32-19 lead with 13:25 left in the second period. Wisconsin never cut the deficit to fewer than 10 points again. The Badgers forced 14 Spartan turnovers, but were outrebounded 42-20. Wisconsin shot .349 from the field compared to .348 for the Spartans. It was the fourth time during the 1999-2000 season that Michigan State defeated the Badgers.

UW	MP	FG	3P	FT	R	F	A	TO	B	S	TP
Kowske*	20	1-2	0-0	0-2	0	4	0	0	4	0	2
Kelley*	30	1-2	0-1	0-0	7	3	3	0	0	2	2
Vershaw*	31	2-11	0-1	1-1	2	3	3	1	0	0	5
Bryant*	27	1-5	0-3	0-0	1	3	1	2	0	0	2
Boone*	25	6-9	1-1	5-6	3	2	0	5	0	0	18
Wills	19	1-4	0-1	0-0	1	2	0	0	0	0	2
Penney	14	2-3	2-3	0-0	2	0	0	0	0	0	6
Duany	11	0-2	0-1	0-0	0	0	0	1	0	0	0
Davis	10	1-1	1-1	1-2	2	2	1	0	0	0	4
Linton	10	0-4	0-1	0-0	1	0	0	2	0	0	0
Faust	1	0-0	0-0	0-0	0	0	0	0	0	0	0
Smith	1	0-0	0-0	0-0	0	0	0	0	0	0	0
Swartz	1	0-0	0-0	0-0	0	0	0	0	0	0	0
team					1						
TOTALS	200	15-43	4-13	7-11	20	19	8	11	4	2	41
		(.349)	(.308)	(.636)							

MSU	MP	FG	3P	FT	R	F	A	TO	B	S	TP
Hutson*	32	3-7	0-0	4-5	10	2	0	3	0	0	10
Peterson*	33	7-15	2-8	4-4	7	3	0	1	0	1	20
Granger*	32	0-3	0-1	1-2	7	4	1	3	0	0	1
Cleaves*	36	1-7	0-0	9-11	4	3	1	4	0	2	11
Bell*	30	2-9	0-3	0-0	8	2	2	2	0	0	4
Anagonye	12	1-1	0-0	0-0	2	2	0	1	0	0	2
Richardson	10	0-0	0-0	0-0	0	1	0	0	0	0	0
Chappell	9	2-4	0-2	1-1	0	1	0	0	2	0	5
Ballinger	3	0-0	0-0	0-0	1	0	0	0	1	0	0
Thomas	3	0-0	0-0	0-0	0	0	0	0	0	0	0
team					3						
TOTALS	200	16-46	2-14	19-23	42	18	4	14	3	3	53
		(.348)	(.143)	(.826)							

SCORING BY HALVES

Wisconsin	17	24	41
Michigan State	19	34	53

2001

(11) Georgia State 50 • (6) UW 49

March 15, 2001 • Boise, Idaho • BSU Pavilion (10,216)

Wisconsin let a 13-point, second-half lead slip away and Georgia State scored the game-winning basket with just 12 seconds left to play as the Badgers dropped a 50-49 decision in the first round of the West Regional in Boise, Idaho. The UW moved out to a 30-19 halftime advantage and increased that edge to 32-19 early in the second half. But Georgia State went on a 23-10 run to tie the game at 42-42 with 7:11 left. Wisconsin led 49-44 with 1:00 remaining, but the Panthers scored six points in the final minute for the victory. Wisconsin's Mark Vershaw led all scorers with 19 points and teammate Andy Kowske added 11 points. Kevin Morris paced Georgia State with 18 points. Wisconsin limited the Panthers to .377 field goal shooting, including .217 from three-point range. The Badgers, however, shot only .395 from the floor, including .250 from beyond the arc.

UW	MP	FG	3P	FT	R	F	A	TO	B	S	TP
Kowske*	34	3-3	0-0	5-6	4	2	0	1	0	1	11
Vershaw*	36	6-16	0-2	7-11	5	2	1	1	0	1	19
Penney*	25	2-5	1-3	0-1	6	0	1	4	0	0	5
Kelley*	38	0-4	0-3	0-0	4	4	0	2	0	1	0
Boone*	26	2-6	0-1	0-0	4	3	1	1	0	1	4
Davis	16	2-5	0-1	0-0	3	1	1	3	0	1	4
Bower	15	2-3	2-2	0-0	0	2	0	0	0	0	6
Wills	6	0-0	0-0	0-2	3	1	0	0	0	1	0
Linton	4	0-1	0-0	0-0	1	0	0	0	0	0	0
team											2
TOTALS	200	17-43	3-12	12-20	32	15	4	12	0	6	49
		(.395)	(.250)	(.600)							

GEO. ST.	MP	FG	3P	FT	R	F	A	TO	B	S	TP
Campbell*	34	1-3	0-0	3-4	11	5	2	1	0	2	5
Terrell*	40	1-10	1-6	0-0	9	3	1	1	0	0	3
Cooper*	38	4-9	2-5	1-1	4	3	2	3	0	1	11
Morris*	39	8-16	2-8	0-1	2	0	3	1	1	3	18
Long*	38	6-15	0-4	1-2	3	4	0	5	0	1	13
McIntosh	5	0-0	0-0	0-0	0	0	0	0	0	0	0
Davis	3	0-0	0-0	0-0	1	1	0	1	0	0	0
Gunsby	2	0-0	0-0	0-0	0	0	1	0	0	0	0
Gilchrist	1	0-0	0-0	0-0	0	0	0	0	0	0	0
Patton	1	0-0	0-0	0-0	0	0	0	0	0	0	0
team											3
TOTALS	200	20-53	5-23	5-8	33	16	9	12	1	7	50
		(.377)	(.217)	(.625)							

SCORING BY HALVES

Georgia State	19	31	50
Wisconsin	30	19	49

2002

(8) UW 80 • (9) St. John's 70

March 15, 2002 • Washington, D.C. • MCI Center (18,770)

Eighth-seeded Wisconsin defeated No. 9 St. John's 80-70 in the first round of the 2002 NCAA Tournament at the MCI Center in Washington, D.C. The Badgers used a 12-0 run to turn a 28-26 deficit into a 38-28 lead with 16 seconds left in the first half. The UW never trailed again. Wisconsin shot 9-15 from 3-point range and made 29 free throws compared to 15 for St. John's. Kirk Penney led five UW scorers in double figures with 19 points, while Freddie Owens chipped in 18 points off the bench. The Red Storm's Marcus Hatten led all scorers with 28 points though he shot only 12-33 from the field and 3-13 from 3-point range.

SJU	MP	FG	3P	FT	R	F	A	TO	B	S	TP
Glover*	32	4-6	1-3	8-9	5	5	0	2	1	0	17
Emanuel*	25	4-9	3-7	2-2	3	3	3	3	0	0	13
King*	30	2-2	0-0	4-5	4	5	1	0	0	0	8
Hatten*	39	12-33	3-13	1-3	6	4	1	1	0	2	28
Stanley*	29	0-0	0-0	0-0	4	5	3	1	0	2	0
Fordham	21	0-0	0-0	0-0	4	2	2	3	0	0	0
Cuffe	15	1-5	0-1	0-0	2	3	1	2	0	0	2
Keita	9	1-1	0-0	0-0	1	1	0	1	0	0	2
Johnson	0+	0-0	0-0	0-0	1	0	0	0	0	0	0
Scheiman	0+	0-0	0-0	0-0	0	0	0	0	0	0	0
team											3
TOTALS	200	24-56	7-24	15-19	33	29	11	13	1	4	70
		(.429)	(.292)	(.789)							

UW	MP	FG	3P	FT	R	F	A	TO	B	S	TP
Wills*	28	3-7	1-2	3-4	9	3	0	3	0	0	10
Mader*	13	0-1	0-0	0-0	0	3	1	0	0	1	13
Davis*	28	2-3	1-1	4-5	2	4	5	0	0	1	9
Penney*	37	5-10	3-5	6-8	5	3	4	3	0	0	19
Harris*	38	4-9	2-5	4-8	4	3	2	2	0	3	14
Owens	28	5-8	2-2	6-8	2	2	2	1	0	2	18
Wilkinson	28	2-6	0-0	6-7	3	0	0	0	0	1	10
Buchanan	0+	0-0	0-0	0-0	0	0	0	0	0	0	0
Hanson	0+	0-0	0-0	0-0	0	0	0	0	0	0	0
Plank	0+	0-0	0-0	0-0	0	0	0	0	0	0	0
Ukawuba	0+	0-0	0-0	0-0	0	0	0	0	0	0	0
team											4
TOTALS	200	21-44	9-15	29-40	29	18	14	9	0	8	80
		(.477)	(.600)	(.725)							

SCORING BY HALVES

St. John's	31	39	70
Wisconsin	38	42	80

(1) Maryland 87 • (8) UW 57

March 17, 2002 • Washington, D.C. • MCI Center (18,789)

No. 1 seed Maryland defeated eighth-seeded Wisconsin 87-57 in the second round of the 2002 NCAA Tournament at the MCI Center in Washington, D.C. Maryland, the eventual national champion, opened the second half with a 17-3 run that blew open an eight-point halftime lead. The Badgers had led 23-19 with 6:16 left in the first half but the Terps scored 19 of the final 26 points in the stanza. UW senior Charlie Wills, who set a school record by playing in his 129th career game, paced the Badgers with 17 points while classmate Travon Davis added 15. Maryland's Juan Dixon led all scorers with 29 points.

UW	MP	FG	3P	FT	R	F	A	TO	B	S	TP
Harris*	30	3-9	1-4	0-0	1	2	0	3	2	0	7
Wills*	29	6-12	2-4	3-6	6	3	1	2	0	1	17
Mader*	25	1-6	0-0	0-0	8	3	4	2	2	0	2
Davis*	34	5-7	1-1	4-5	4	2	3	2	0	0	15
Penney*	37	3-14	0-6	3-3	4	0	1	2	0	2	9
Wilkinson	27	3-5	1-2	0-0	4	4	2	1	0	2	7
Owens	15	0-4	0-1	0-0	1	3	0	2	0	1	0
Hanson	3	0-2	0-1	0-0	0	2	0	0	0	0	0
team					4						
TOTALS	200	21-59	5-19	10-14	32	19	11	14	4	6	57
		(.356)	(.263)	(.714)							

MARY	MP	FG	3P	FT	R	F	A	TO	B	S	TP
Mouton*	25	0-4	0-0	2-2	7	1	1	3	0	1	2
Wilcox*	26	9-13	0-0	0-1	7	0	1	1	1	1	18
Baxter*	28	5-6	0-0	6-7	7	3	3	1	4	2	16
Dixon*	36	10-19	4-7	5-6	5	1	3	1	0	2	29
Blake*	30	1-4	1-3	0-0	2	3	4	1	0	1	3
Nicholas	20	3-7	2-4	0-0	2	1	2	0	0	1	8
Holden	13	1-2	1-2	2-2	1	2	1	1	0	0	5
Randle	10	2-4	0-0	0-0	4	3	0	1	0	0	4
McCall	5	0-0	0-0	0-0	0	0	0	0	0	0	0
Collins	3	1-2	0-0	0-0	0	0	0	0	0	1	2
Badu	2	0-0	0-0	0-0	0	0	2	1	0	0	0
Grinnon	2	0-1	0-0	0-0	2	0	0	0	0	0	0
team					4						
TOTALS	200	32-62	8-16	15-18	41	14	17	10	5	9	87
		(.516)	(.500)	(.833)							

SCORING BY HALVES

Wisconsin	30	27	57
Maryland	38	49	87

2003

(5) UW 81 • (12) Weber St. 74

March 20, 2003 • Spokane, Wash. • Spokane Arena (11,171)

Led by a terrific all-around game from senior Kirk Penney, fifth-seeded Wisconsin defeated No. 12-seed Weber State, 81-74, in the first round of the 2003 NCAA Tournament in Spokane, Wash. Penney scored 21 points and added nine rebounds and five assists while playing all 40 minutes. The Badgers used a 9-0 run to end the half with a 41-26 lead. Wisconsin maintained that advantage most of the second half, leading 70-56 with just over three minutes left. Weber State's Jermaine Boyette scored 10 of his 25 points in the final 42 seconds but WSU could get no closer than five points down the stretch.

WEBER	MP	FG	3P	FT	R	F	A	TO	B	S	TP
Sparrow*	29	5-8	2-5	0-0	4	5	1	2	0	0	12
Ocokoljic*	35	10-21	3-5	3-4	14	4	2	2	0	0	26
Bachmann*	12	1-2	0-0	0-1	0	2	1	0	0	0	0
Boyette*	39	9-21	1-4	6-10	5	2	2	1	0	1	25
Hamilton*	33	1-8	1-6	0-0	4	2	2	2	0	1	3
Danley	20	1-4	0-0	0-0	8	3	0	2	0	0	2
Barton	19	2-6	0-4	0-0	3	4	1	1	0	1	4
Morrison	8	0-1	0-0	0-0	1	0	0	0	0	1	0
Carter	5	0-0	0-0	0-0	0	0	0	0	0	0	0
Eyre	0+	0-0	0-0	0-0	0	0	0	0	0	0	0
team					4						
TOTALS	200	29-71	7-24	9-15	43	20	9	10	0	4	74
		(.408)	(.292)	(.600)							

UW	MP	FG	3P	FT	R	F	A	TO	B	S	TP
Harris*	40	3-6	2-4	6-8	4	1	5	0	1	5	14
Tucker*	22	5-6	0-0	1-2	7	3	2	3	0	0	11
Wilkinson*	38	5-10	0-2	5-9	9	3	2	3	1	1	15
Penney*	40	9-17	3-7	0-1	9	1	5	2	0	1	21
Owens*	21	3-11	1-3	0-0	0	1	1	0	0	0	7
Wade	25	2-3	0-0	1-2	1	4	1	0	0	0	5
Helmigk	11	3-4	0-0	0-0	1	3	0	1	0	0	6
Hanson	3	1-1	0-0	0-0	1	0	0	0	0	0	2
team					2						
TOTALS	200	31-58	6-16	13-22	34	16	16	9	2	7	81
		(.534)	(.375)	(.591)							

SCORING BY HALVES

Weber State	26	48	74
Wisconsin	41	40	81

(5) UW 61 • (13) Tulsa 60

March 22, 2003 • Spokane, Wash. • Spokane Arena (11,271)

Freddie Owens hit a 3-pointer with one second left to cap the greatest comeback in UW history and give Wisconsin a 61-60 win over Tulsa in the second round of the 2003 NCAA Tournament in Spokane, Wash. The Badgers trailed 58-45 with 3:36 remaining before outscoring Tulsa 16-2 the rest of the way. A Devin Harris 3-pointer started an 11-0 UW run that pulled Wisconsin within two with 1:16 left. The teams traded baskets before the Badgers forced Tulsa into a shot clock violation with 12 seconds left. Harris then brought the ball upcourt, came off a high pick, drove to the middle of the lane and found a wide-open Owens on the left baseline. Owens' shot hit nothing but net and gave Wisconsin its first lead since 4:02 remained in the first half.

TULSA	MP	FG	3P	FT	R	F	A	TO	B	S	TP
Davis*	34	4-7	0-0	1-1	9	4	1	3	1	0	9
Johnson*	30	11-18	1-3	0-0	9	3	2	0	1	0	23
Swanson*	38	3-12	0-5	0-0	5	0	4	1	0	0	6
Glenn*	36	0-2	0-0	0-0	6	4	2	3	0	0	0
Parker*	40	6-15	2-3	3-3	2	2	3	2	0	1	17
Ledoux	14	1-2	0-0	0-0	5	1	0	1	1	0	2
Collins	6	0-1	0-0	0-0	0	1	0	0	0	0	0
Price	2	1-2	0-0	1-1	0	1	0	0	0	0	3
team					5						
TOTALS	200	26-59	3-11	5-5	41	16	12	11	3	1	60
		(.441)	(.273)	(1.000)							

UW	MP	FG	3P	FT	R	F	A	TO	B	S	TP
Harris*	38	5-11	2-7	0-1	4	2	3	1	1	2	12
Tucker*	40	3-9	1-3	3-5	6	2	0	1	1	0	10
Wilkinson*	33	7-11	1-2	3-3	8	2	0	1	0	2	18
Penney*	35	2-12	0-5	2-4	5	1	4	2	0	1	6
Owens*	24	2-6	2-4	1-2	0	1	4	0	0	0	7
Wade	21	3-7	0-1	2-2	3	1	0	0	1	0	8
Helmigk	7	0-1	0-0	0-0	1	1	1	0	0	0	0
Hanson	2	0-0	0-0	0-0	0	1	0	0	0	0	0
team					5						
TOTALS	200	22-57	6-22	11-17	32	11	12	5	3	5	61
		(.386)	(.273)	(.647)							

SCORING BY HALVES

Tulsa	32	28	60
Wisconsin	25	36	61

(1) Kentucky 63 • (5) UW 57

March 27, 2003 • Minneapolis, Minn. • HHH Metrodome (28,168)

Playing in front of a very friendly 28,168 fans in Minneapolis, Wisconsin nearly upset the No. 1 team in the country, Kentucky, in the "Sweet 16" of the 2003 NCAA Tournament. The Badgers trailed by just one point after a Mike Wilkinson lay-up with 1:33 left in the game. UK scored seven of the last nine points, however, to thwart the upset bid. In his final game as a Badger, Kirk Penney scored 20 points, including 5-7 shooting from 3-point range. The game was close throughout as neither team led by more than seven points (UW 15-8 at the 11:19 mark of the first half and UK 62-55 with 11 seconds left).

UW	MP	FG	3P	FT	R	F	A	TO	B	S	TP
Harris*	36	6-9	1-2	2-3	3	4	4	4	0	3	15
Tucker*	36	1-4	0-1	2-2	7	3	0	2	0	1	4
Wilkinson*	35	4-11	1-5	4-7	3	5	1	2	0	2	13
Penney*	40	6-12	5-7	3-4	6	2	3	4	0	0	20
Owens*	27	1-8	0-5	0-0	2	2	0	1	0	0	2
Wade	18	1-1	1-1	0-0	2	0	1	2	0	1	3
Mader	5	0-0	0-0	0-0	1	4	0	0	1	0	0
Helmigk	3	0-0	0-0	0-0	0	0	0	0	0	0	0
team					2						
TOTALS	200	19-45	8-21	11-16	26	20	9	15	1	7	57
		(.422)	(.381)	(.688)							

KENT	MP	FG	3P	FT	R	F	A	TO	B	S	TP
Daniels*	32	2-3	0-0	5-6	6	1	2	3	0	0	9
Estill*	32	12-18	0-0	4-10	6	3	0	1	1	0	28
Hayes*	28	2-5	0-0	0-0	7	2	0	2	1	3	4
Bogans*	15	2-6	1-2	0-0	2	0	1	1	1	1	5
Fitch*	31	3-7	0-1	1-2	1	2	1	2	0	0	7
Hawkins	28	1-4	0-1	2-2	1	3	2	3	1	4	4
Barbour	15	0-2	0-0	2-2	2	0	1	1	0	1	2
Camara	10	2-2	0-0	0-2	3	3	1	0	0	0	4
Azubuike	9	0-2	0-1	0-0	0	3	1	1	0	1	0
team					4						
TOTALS	200	24-49	1-5	14-24	33	17	9	14	4	10	63
		(.490)	(.200)	(.583)							

SCORING BY HALVES

Wisconsin	28	29	57
Kentucky	32	31	63

2004

(6) UW 76 • (11) Richmond 64

March 19, 2004 • Milwaukee, Wis. • Bradley Center (18,866)

Trailing by 13 points with 13:16 to play in the game, Wisconsin went on one of the great runs in school history. The Badgers outscored Richmond 36-8 the rest of the way, at one point scoring on 19 straight possessions. Included in those 19 possessions were five 3-pointers. After a Mike Wilkinson jumper, the Badgers hit three consecutive 3-pointers (Wilkinson, Devin Harris and Boo Wade) to cut Richmond's lead to four. After a Spider bucket, four UW free throws cut the lead to two. Clayton Hanson then hit a 3-pointer to give the Badgers their first lead since midway through the first half. Richmond answered but Wilkinson's trey with 7:15 remaining began a 14-0 UW run that put the game away.

RICH	MP	FG	3P	FT	R	F	A	TO	B	S	TP
Scott*	26	4-11	1-2	3-4	7	4	4	2	0	1	12
Skrocki*	34	4-14	2-7	2-4	0	2	4	3	0	2	12
Steeberge*	14	2-3	0-0	1-3	4	2	0	0	0	1	5
Dobbins*	34	4-7	0-0	1-2	5	1	4	3	0	2	9
Brown*	28	3-5	3-4	0-0	2	2	1	2	0	1	9
Bucknor	24	3-4	1-2	0-0	3	3	2	1	0	1	7
Moliva	13	1-3	0-0	0-0	2	2	0	1	0	0	2
Zwayer	13	3-4	0-0	0-0	1	1	0	2	1	0	6
O'Malley	7	0-0	0-0	0-0	1	1	0	0	2	0	0
Merritt	6	1-3	0-1	0-0	0	1	2	0	0	0	2
Thomas	1	0-0	0-0	0-0	0	0	0	0	0	0	0
team					4						
TOTALS	200	25-54	7-16	7-13	29	19	17	14	3	8	64
		(.463)	(.438)	(.538)							

UW	MP	FG	3P	FT	R	F	A	TO	B	S	TP
Wilkinson*	35	5-10	2-3	6-8	5	1	2	1	2	1	18
Mader*	7	0-1	0-0	0-0	2	2	0	0	0	0	0
Wade*	37	6-9	1-3	3-3	3	2	4	5	0	2	16
Owens*	25	4-8	1-3	1-2	0	0	1	0	0	1	10
Harris*	36	2-6	1-4	6-8	3	4	6	2	0	2	11
Morley	25	4-8	0-0	1-1	9	1	0	1	1	1	9
Hanson	19	2-5	2-4	1-2	2	0	0	0	0	0	7
Nixon	12	2-3	1-1	0-0	2	0	1	0	0	0	5
Ukawuba	3	0-1	0-0	0-0	0	1	0	0	0	0	0
Taylor	1	0-0	0-0	0-0	0	0	0	0	0	0	0
team					3						
TOTALS	200	25-51	8-18	18-24	29	11	14	9	3	7	76
		(.490)	(.444)	(.750)							

SCORING BY HALVES

Richmond	32	32	64
Wisconsin	25	51	76

(3) Pittsburgh 59 • (6) UW 55

March 21, 2004 • Milwaukee, Wis. • Bradley Center (18,866)

In a game that included 10 ties and 11 lead changes, Pittsburgh scored seven of the final 10 points to hold on for a 59-55 win and advance to the 2004 "Sweet 16." Neither team led by more than seven points. Mike Wilkinson hit a pair of free throws with 3:03 remaining to tie the game for the 10th and final time. After a Pittsburgh turnover, Devin Harris missed a 3-pointer. Pitt's Carl Krauser then made a jumper for a two-point lead. UW got two cracks at the other end, with Boo Wade and Harris both missing jumpers. Krauser missed on Pitt's next possession but Jaron Brown grabbed an offensive rebound and was fouled. He hit both free throws. Wade hit a trey for UW with 21 seconds left to cut the lead to one. After a pair of free throws by Krauser, Pitt denied the Badgers a look at a 3-pointer and when Zach Morley's jumper rimmed out, the Panthers had the win.

UW	MP	FG	3P	FT	R	F	A	TO	B	S	TP
Wilkinson*	39	2-8	0-0	5-5	6	3	0	2	2	2	9
Mader*	10	0-2	0-0	1-2	1	3	0	1	0	0	1
Wade*	32	3-8	1-2	2-2	4	4	1	1	0	0	9
Owens*	10	0-2	0-0	0-0	1	2	0	0	1	0	0
Harris*	38	7-14	5-10	2-2	7	2	4	6	0	0	21
Hanson	30	1-4	1-4	0-2	3	4	2	1	0	1	3
Morley	30	4-9	1-2	3-4	9	1	2	2	0	1	12
Nixon	10	0-0	0-0	0-0	0	1	0	0	0	0	0
Ukawuba	1	0-1	0-0	0-0	0	0	0	0	0	0	0
team					0						
TOTALS	200	17-48	8-18	13-17	31	20	9	13	3	4	55
		(.354)	(.444)	(.765)							

PITT	MP	FG	3P	FT	R	F	A	TO	B	S	TP
Troutman*	34	3-7	0-1	3-3	14	1	2	1	2	1	9
Taft*	29	4-8	0-0	0-0	4	4	1	0	0	0	8
Page*	36	5-15	2-4	0-0	4	2	1	2	0	2	12
Brown*	37	2-7	0-1	4-5	6	3	2	2	0	1	8
Krauser*	39	4-14	0-3	8-10	8	4	3	3	0	2	16
McCarroll	17	3-7	0-1	0-1	2	1	1	0	1	0	6
Graves	5	0-1	0-0	0-0	1	2	0	0	0	1	0
Demetris	3	0-0	0-0	0-0	0	0	0	0	0	0	0
team					1						
TOTALS	200	21-59	2-10	15-19	40	17	10	9	3	7	59
		(.356)	(.200)	(.789)							

SCORING BY HALVES

Wisconsin	26	29	55
Pittsburgh	26	33	59

2005

(6) UW 57 • (11) Northern Iowa 52

March 18, 2005 • Oklahoma City, Okla. • Ford Center (18,567)

No. 6 seed Wisconsin got a combined 31 points from point guards Sharif Chambliss and Kammron Taylor as they held off a pesky Northern Iowa (No. 11 seed) team to win 57-52 in the first round of the 2005 NCAA Tournament in Oklahoma City. The Badgers never trailed in the game and led by as many as 16 points in the first half. With 4:08 remaining in the game, UNI's Chris Foster hit a 3-pointer to cut UW's lead to 51-48. Northern Iowa would not score again until four seconds remained, and Taylor hit a jumper in the final minute to give the Badgers some breathing room. Wisconsin's first 15 points came off 3-pointers, and 11 of UW's 20 field goals were treys.

N. IOWA	MP	FG	3P	FT	R	F	A	TO	B	S	TP
Stout*	35	3-7	0-1	2-2	8	1	1	0	1	1	8
Coleman*	33	4-8	0-0	0-2	10	3	1	1	1	1	8
Crawford*	37	6-14	0-5	1-1	10	3	1	1	0	1	13
Jacobson*	38	8-18	3-7	1-3	3	1	3	4	0	0	20
Foster*	24	1-4	1-2	0-0	1	3	1	2	0	0	3
Little	12	0-0	0-0	0-0	0	2	0	0	0	0	0
McKowen	11	0-2	0-2	0-0	0	2	1	0	0	1	0
Godfread	5	0-0	0-0	0-0	0	0	0	0	0	0	0
Schmidt	5	0-0	0-0	0-0	0	0	0	0	0	0	0
team					3						
TOTALS	200	22-53	4-17	4-8	35	15	8	8	2	4	52
		(.415)	(.235)	(.500)							

UW	MP	FG	3P	FT	R	F	A	TO	B	S	TP
Tucker*	35	2-8	0-3	2-2	5	1	2	3	0	0	6
Wilkinson*	32	3-6	1-3	0-2	11	1	3	2	0	0	7
Morley*	28	0-3	0-1	0-0	4	4	6	1	1	1	0
Chambliss*	26	5-11	5-10	0-0	3	1	0	1	0	1	15
Hanson*	30	2-5	2-3	0-0	3	1	1	0	0	0	6
Taylor	20	5-9	2-5	4-6	0	1	2	1	0	1	16
Nixon	10	1-2	1-1	0-0	1	0	0	0	1	0	3
Helmigk	8	2-3	0-0	0-0	0	2	0	0	0	0	4
Butch	6	0-0	0-0	0-0	0	2	0	0	0	0	0
Flowers	5	0-1	0-0	0-0	1	0	0	0	0	0	0
team					2						
TOTALS	200	20-48	11-26	6-10	30	13	14	8	2	3	57
		(.417)	(.423)	(.600)							

SCORING BY HALVES

Northern Iowa	22	30	52
Wisconsin	30	27	57

(6) UW 71 • (14) Bucknell 62

March 20, 2005 • Oklahoma City, Okla. • Ford Center (18,567)

Behind 55 points and 24 rebounds from its starting front-court, Wisconsin defeated No. 14 seed Bucknell 71-62 in Oklahoma City. The Badgers, who led by as many as 13 points in the first half, trailed for the first time in the game when Bucknell's Donald Brown scored to make it 44-43 with 10:20 remaining. Two minutes later, Zach Morley scored off a tip-in to give UW a lead it would never relinquish. That started a 17-5 UW run. Mike Wilkinson and Alando Tucker combined for 13 points during that run.

Bucknell	MP	FG	3P	FT	R	F	A	TO	B	S	TP
Mastropalo*	16	0-1	0-0	0-0	0	4	0	2	0	0	0
Lee*	34	4-13	0-3	0-0	7	5	1	1	0	2	8
McNaughton*	31	10-14	0-1	3-4	4	2	1	2	1	1	23
Badmus*	32	1-2	1-1	2-2	2	3	4	2	0	0	5
Bettencourt*	31	1-9	1-6	0-0	2	4	6	3	0	0	3
Niesz	20	1-1	0-0	3-3	4	2	0	0	1	0	5
Brown	17	3-6	0-0	0-0	4	2	0	0	0	0	6
Griffin	12	2-3	2-3	3-3	1	2	1	0	0	1	9
Clark	4	0-0	0-0	0-0	0	0	0	0	0	0	0
McClymont	3	0-0	0-0	0-2	2	0	0	0	0	0	0
Mack	0+	0-0	0-0	0-0	0	0	0	0	0	0	0
Morrison	0+	0-0	0-0	0-0	1	0	0	0	0	0	0
Thomas	0+	1-1	1-1	0-0	0	0	0	0	0	0	3
TEAM					2						
TOTALS	200	23-50	5-15	11-14	29	24	13	10	2	4	62
		(.460)	(.333)	(.786)							

UW	MP	FG	3P	FT	R	F	A	TO	B	S	TP
Tucker*	36	1-6	0-1	15-18	7	0	3	2	0	0	17
Morley*	30	6-7	3-4	0-0	8	3	1	1	0	1	15
Wilkinson*	38	9-15	0-0	5-7	9	2	1	1	1	3	23
Chambliss*	24	2-6	1-4	0-0	1	3	4	0	0	0	5
Hanson*	33	2-5	2-4	2-4	0	1	1	0	0	0	8
Taylor	28	1-6	1-4	0-0	0	1	3	2	0	1	3
Nixon	4	0-0	0-0	0-0	0	1	0	1	0	0	0
Butch	3	0-1	0-0	0-0	0	0	0	0	0	0	0
Flowers	2	0-0	0-0	0-0	0	0	0	0	0	0	0
Helmigk	2	0-0	0-0	0-0	0	1	1	0	0	0	0
Bronson	0+	0-0	0-0	0-0	0	0	0	0	0	0	0
Chappell	0+	0-0	0-0	0-0	0	0	0	0	0	0	0
Stiemsma	0+	0-0	0-0	0-0	0	0	0	0	0	0	0
team					5						
TOTALS	200	21-46	7-17	22-29	30	12	14	7	1	5	71
		(.457)	(.412)	(.759)							

SCORING BY HALVES

Bucknell	29	33	62
Wisconsin	35	36	71

(6) UW 65 • (10) NC State 56

March 25, 2005 • Syracuse, N.Y. • Carrier Dome (30,713)

Wisconsin overcame a nine-point halftime deficit to defeat 10th-seeded NC State in the Sweet 16 in Syracuse, N.Y. The Badgers opened the second half with a 13-4 run, making three 3-pointers after not hitting one in the first half. After Engin Astur gave NC State a 37-34 lead, UW went on a 13-0 run with Alando Tucker scoring 10 of those points. NC State never got closer than four points the rest of the way. After shooting just .389 from the field in the first half, the Badgers were 14-of-24 (.583) in the second stanza.

NC ST.	MP	FG	3P	FT	R	F	A	TO	B	S	TP
Hodge*	36	4-16	0-2	6-8	5	3	5	3	0	2	14
Brackman*	14	0-1	0-0	0-0	2	5	0	2	1	0	0
Evtimov*	38	2-10	2-7	2-2	4	4	3	5	0	3	8
Bennerman*	31	4-6	2-3	0-1	3	3	1	0	0	0	10
Atsur*	40	6-12	4-8	0-0	0	4	3	0	0	4	16
Collins	19	1-1	1-1	0-0	2	2	0	2	1	0	3
Grant	11	1-3	0-1	0-0	0	3	0	1	0	0	2
Simmons	9	1-1	0-0	1-2	1	1	0	0	3	0	3
Bethel	2	0-0	0-0	0-0	0	0	0	0	0	0	0
team					4						
TOTALS	200	19-50	9-22	9-13	21	25	12	13	5	9	56
		(.380)	(.409)	(.692)							

UW	MP	FG	3P	FT	R	F	A	TO	B	S	TP
Tucker*	39	9-17	0-2	4-6	1	1	1	3	0	1	22
Morley*	35	3-5	0-0	4-5	8	3	2	2	0	1	10
Wilkinson*	31	5-8	0-0	7-8	5	3	1	5	0	0	17
Chambliss*	30	2-4	2-4	1-2	7	0	1	3	0	0	7
Hanson*	32	2-5	2-4	0-0	3	1	2	0	0	0	6
Taylor	11	0-2	0-0	1-2	3	0	0	1	0	0	1
Nixon	8	0-0	0-0	0-0	2	0	0	0	0	0	0
Chappell	6	0-0	0-0	0-0	1	1	0	2	0	0	0
Helmigk	5	0-1	0-0	2-2	1	1	0	2	0	0	2
Butch	3	0-0	0-0	0-0	0	2	0	0	0	0	0
team					6						
TOTALS	200	21-42	4-10	19-25	35	14	7	18	0	2	65
		(.500)	(.400)	(.760)							

SCORING BY HALVES

N.C. State	30	26	56
Wisconsin	21	44	65

(1) North Carolina 88 • (6) UW 82

March 25, 2005 • Syracuse, N.Y. • Carrier Dome (30,123)

In an exciting, down-to-the-wire game, Wisconsin fell to No. 1 seed and eventual national champion North Carolina, 88-82, in the Syracuse Regional Final. After trailing most of the first half, UW went on an 11-0 run to go into halftime tied at 44-44. Alando Tucker scored the first five points of the second half to give Wisconsin a 49-44 lead with 17:42 left. UNC then unleashed a 14-0 run to open up a nine-point lead. The Badgers would not go away, though, three times cutting the Tar Heel lead to one point. UW trailed by three after Kamrron Taylor hit a 3-pointer with 56 seconds left but North Carolina made 7-of-8 free throws down the stretch to advance to the Final Four. Wisconsin's Alando Tucker and Clayton Hanson were both named to the Syracuse Regional All-Tournament team.

UW	MP	FG	3P	FT	R	F	A	TO	B	S	TP
Tucker*	33	9-17	0-4	7-9	2	4	2	0	0	1	25
Morley*	20	0-1	0-0	0-0	3	3	3	2	0	1	0
Wilkinson*	39	5-11	1-2	0-0	7	4	5	3	0	2	11
Chambliss*	26	3-7	3-6	0-0	3	2	4	2	0	0	9
Hanson*	32	5-8	5-8	0-0	2	0	1	1	0	1	15
Taylor	28	6-12	2-3	4-4	3	2	1	2	0	0	18
Nixon	6	1-2	0-0	0-0	1	2	0	1	0	0	2
Flowers	5	0-1	0-1	0-0	2	0	0	0	0	0	0
Butch	4	0-0	0-0	0-0	1	0	0	0	0	0	0
Helmigk	4	0-1	0-0	0-0	1	0	1	0	0	0	0
Stiemsma	3	1-1	0-0	0-0	0	0	0	0	0	0	2
team					4						
TOTALS	200	30-61	11-24	11-13	29	17	17	12	0	5	82
		(.492)	(.458)	(.846)							

UNC	MP	FG	3P	FT	R	F	A	TO	B	S	TP
J. Williams*	21	3-6	0-3	0-0	2	0	1	0	1	0	6
McCants*	31	8-17	3-6	2-4	4	2	4	0	1	0	21
May*	34	13-19	0-0	3-4	12	2	2	1	2	0	29
Felton*	33	5-11	1-5	6-6	5	2	7	3	1	0	17
Manuel*	27	2-2	0-0	0-0	2	3	1	1	0	3	4
M. Williams	21	1-6	0-1	4-4	3	2	1	1	0	2	6
Noel	16	1-2	0-0	0-0	3	3	1	1	0	0	2
Scott	15	1-1	1-1	0-0	0	1	1	2	0	0	3
Thomas	2	0-0	0-0	0-0	0	0	1	0	0	0	0
team					2						
TOTALS	200	34-64	5-16	15-18	33	15	19	9	5	5	88
		(.531)	(.313)	(.833)							

SCORING BY HALVES

Wisconsin	44	38	82
North Carolina	44	44	88

2006

(8) Arizona 94 • (9) UW 75

March 17, 2006 • Philadelphia, PA • Wachovia Center (19,990)

The ninth-seeded Wisconsin Badgers fell behind early, 24-8, and never recovered in a 94-75 loss to No. 8-seed Arizona in a first-round NCAA Tournament game at the Wachovia Center. UW got 19 points from Alando Tucker, 12 points from Kammron Taylor and 11 points from Michael Flowers. Arizona's Hassan Adams led all scorers with 21 points. The Wildcats shot a season-high 59.3 percent from the field, made 50 percent (5 of 10) of their 3-point attempts and connected on 19 of 23 (82.6 percent) free throw tries. Arizona also held a 36-27 rebounding advantage, totaled nine steals and committed only nine turnovers. Wisconsin knocked down 10 3-pointers, including six in the second half, but couldn't get within single digits of the Wildcats.

UW	MP	FG	3P	FT	R	F	A	TO	B	S	TP
Butch*	19	1-4	0-2	4-4	1	5	2	0	0	1	6
Tucker*	37	5-15	1-1	8-14	4	0	2	2	0	1	19
Chappell*	19	4-6	0-0	0-0	2	3	1	2	0	0	8
Nixon*	22	2-4	2-3	0-0	5	1	2	0	1	0	6
Taylor*	31	4-11	4-7	0-0	0	0	4	3	0	1	12
Flowers	29	4-8	2-4	1-1	2	2	4	2	1	1	11
Krabbenhof	25	3-6	1-2	2-3	4	2	4	1	0	0	9
Gullikson	14	2-4	0-0	0-0	2	3	0	0	1	0	4
Bronson	2	0-0	0-0	0-0	0	1	0	0	0	0	0
Barry	1	0-0	0-0	0-0	0	0	0	0	0	0	0
Cain	1	0-0	0-0	0-0	0	0	0	0	0	0	0
team											7
Totals	200	25-58	10-20	15-22	27	17	19	10	3	4	75
		(.431)	(.500)	(.682)							

ARIZONA	MP	FG	3P	FT	R	F	A	TO	B	S	TP
Williams*	29	3-10	1-3	3-3	7	2	2	1	2	3	10
Radenovic*	34	8-12	0-1	2-2	7	3	2	3	1	0	18
Walters*	16	2-2	0-0	2-2	2	4	0	1	1	2	6
Shakur*	37	6-13	3-5	2-4	5	1	9	2	1	2	17
Adams*	23	10-14	0-0	1-2	2	3	3	0	0	1	21
Brielmaier	25	3-3	0-0	4-4	8	2	0	0	0	0	10
Dillon	15	0-1	0-0	2-2	0	1	2	0	0	0	2
Rodgers	13	2-2	1-1	3-4	2	2	0	1	0	1	8
Onobun	5	0-1	0-0	0-0	2	1	0	1	1	0	0
Bagga	1	1-1	0-0	0-0	0	0	0	0	0	0	2
Prince	1	0-0	0-0	0-0	0	0	0	0	0	0	0
Tangara	1	0-0	0-0	0-0	1	0	1	0	0	0	0
team											0
Totals	200	35-59	5-10	19-23	36	19	19	9	6	9	94
		(.593)	(.500)	(.826)							

SCORING BY HALVES

Wisconsin	34	41	75
Arizona	46	48	94

2007

(2) UW 76 • (15) Texas AM-C.C. 63

March 16, 2007 • Chicago, IL • United Center (18,237)

No. 2 seed Wisconsin overcame a slow start, scoring 57 points in the second half, to knock off 15th-seeded Texas A&M-Corpus Christi at the United Center. The Islanders jumped out to a 10-0 lead and led by as many as 18 points in the first half. TAMU-CC still held a 12-point lead with 14:41 left in the game before UW started its decisive rally. The Badgers scored 48 points in the final 14-plus minutes with Kammron Taylor scoring all 24 of his points during that stretch. At one point, Taylor scored 14 straight points for UW. He led all scorers while Alando Tucker chipped in with 23.

UW	MP	FG	3P	FT	R	F	A	TO	B	S	TP
Landry*	23	2-3	0-0	3-4	7	3	0	0	1	2	7
Tucker*	35	6-17	2-4	9-10	5	4	1	0	0	0	23
Chappell*	11	0-1	0-0	0-0	2	4	1	1	0	2	0
Flowers*	20	1-4	0-2	2-3	6	3	1	2	1	1	4
Taylor*	38	7-15	3-8	7-9	1	0	3	2	0	2	24
Bohannon	26	3-8	2-5	2-2	0	2	3	1	1	1	10
Krabbenhof	19	2-2	0-0	0-0	2	2	1	1	0	0	4
Stiemsma	17	1-3	0-0	2-2	6	3	3	1	1	0	3
Hughes	8	0-1	0-1	0-0	2	0	0	1	0	0	0
Bronson	1	0-0	0-0	0-0	0	0	0	0	0	0	0
Cain	1	0-0	0-0	0-0	0	0	0	0	0	0	0
Gullikson	1	0-1	0-0	0-0	0	0	0	0	0	0	0
team											3
Totals	200	22-55	7-20	25-30	21	21	13	10	4	8	76
		(.400)	(.350)	(.833)							

TAM-CC	MP	FG	3P	FT	R	F	A	TO	B	S	TP
Menifee*	24	2-4	0-1	0-2	4	4	4	1	1	0	4
Engelken*	19	2-2	0-0	2-2	1	3	2	1	0	0	6
Daniels*	34	7-14	1-3	5-6	9	3	0	4	4	1	20
Ervin*	29	2-4	1-1	0-0	5	2	3	4	0	0	5
Mitchell*	30	3-8	3-4	2-4	3	5	7	4	0	2	11
Smith	22	1-3	0-0	2-2	6	4	0	3	0	1	4
Washington	20	2-5	1-2	2-4	1	2	0	0	0	0	7
Johnson	10	1-3	0-0	2-3	0	1	0	0	0	0	4
Slatnick	8	0-3	0-1	2-2	1	1	0	0	0	0	2
Nelson	4	0-0	0-0	0-0	0	1	0	0	0	1	0
team											4
Totals	200	20-46	6-12	17-25	34	26	16	17	5	5	63
		(.435)	(.500)	(.680)							

SCORING BY HALVES

Texas A&M-C.C.	27	36	63
Wisconsin	19	57	76

(7) UNLV 74 • (2) UW 68

March 18, 2007 • Chicago, IL • United Center (20,916)

Wisconsin's record-setting season came to a close with a 74-68 loss to No. 7 seed UNLV. The Badgers again started slowly, only to rally in the second half. UW trailed by as many as 13 points but used a 16-2 run to take a 53-48 lead with 8:19 left in the game. UNLV's Kevin Kruger got hot after that, though, scoring 12 points in a span of 4:27 to lead UNLV to the win. Kammron Taylor again led all scorers with 24 points, including 19 in the second half. UNLV's Wendell White finished with 22 points as the Runnin' Rebels connected on 10-of-20 3-pointers.

UW	MP	FG	3P	FT	R	F	A	TO	B	S	TP
Landry*	27	2-6	0-1	0-0	3	3	2	2	1	2	4
Tucker*	39	4-11	1-6	8-13	7	1	3	0	0	1	17
Chappell*	18	2-3	0-0	0-0	2	1	1	0	0	1	4
Flowers*	19	3-5	0-1	3-4	3	5	3	2	0	1	9
Taylor*	36	6-16	3-10	9-9	2	2	2	3	0	0	24
Bohannon	30	3-6	1-3	0-0	6	2	1	1	0	1	7
Krabbenhof	16	0-3	0-0	0-0	4	5	1	0	0	0	0
Stiemsma	8	1-1	0-0	1-1	1	2	1	0	0	0	3
Hughes	7	0-0	0-0	0-0	0	0	0	0	0	0	0
Gullikson	1	0-1	0-0	0-0	0	0	0	0	0	0	0
team					3						
Totals	200	21-51	5-21	21-27	31	21	14	8	0	6	68
		(.412)	(.238)	(.778)							

UNLV	MP	FG	3P	FT	R	F	A	TO	B	S	TP
Essengue*	29	3-6	0-0	3-3	9	4	0	3	0	1	9
Adams*	27	3-10	3-6	0-0	2	2	0	1	0	1	9
Kruger*	37	4-10	4-9	4-5	6	0	7	0	1	0	16
Umeh*	37	2-6	1-3	2-2	7	4	3	2	0	0	7
White*	29	8-12	0-0	6-6	3	2	1	1	1	1	22
Terry	13	2-3	1-1	1-4	0	3	1	1	0	0	6
Anthony	11	1-3	0-0	0-0	2	3	1	1	0	0	6
Darger	9	1-2	1-1	0-0	0	3	0	0	0	0	3
Bailey	3	0-0	0-0	0-0	0	1	0	0	0	0	0
Lawrence	3	0-0	0-0	0-0	1	0	0	0	0	0	0
Rougeau	2	0-0	0-0	0-0	0	0	0	0	0	0	0
team					3						
Totals	200	24-52	10-20	16-20	33	22	14	8	2	3	74
		(.462)	(.500)	(.800)							

SCORING BY HALVES

UNLV	39	35	74
Wisconsin	27	41	68

2008

(3) UW 71 • (14) Cal St. Fullerton 56

March 20, 2008 • Omaha, NE • Qwest Center (17,162)

As a No. 3 seed, Wisconsin opened up the 2008 NCAA Tournament with a 71-56 win over 14th-seeded Cal State Fullerton behind double-digit scoring from Brian Butch (14), Joe Krabbenhof (13) and Jason Bohannon (13). The Titans gave the Badgers a good fight in the first half, entering the locker room only trailing 30-28. Wisconsin opened up the second half with a little run, and by the 10-minute mark, was up 52-40. The Badgers out-rebounded the Titans 50-27 and held them to only 36 percent shooting even though Josh Akognon scored a game-high 31 points. UW tied the school record of 30 wins set in 2007.

UW	MP	FG	3P	FT	R	F	A	TO	B	S	TP
Landry*	34	3-11	0-1	2-2	12	1	1	1	2	1	8
Krabbenhof*	31	5-7	1-1	2-2	9	2	0	5	2	0	13
Butch*	29	7-14	0-1	0-3	9	0	1	3	1	0	14
Hughes*	23	2-6	0-3	4-7	2	3	4	3	0	4	8
Flowers*	39	3-10	1-5	2-3	6	3	4	2	0	2	9
Bohannon	33	2-7	1-5	8-8	3	0	2	1	0	0	13
Stiemsma	8	3-4	0-0	0-0	4	2	1	1	2	1	6
Bronson	1	0-0	0-0	0-0	1	0	0	0	0	0	0
Jarmusz	1	0-0	0-0	0-0	1	0	0	0	0	0	0
Leuer	1	0-0	0-0	0-0	0	0	0	0	0	0	0
team					3				1		
Totals	200	25-59	3-16	18-25	50	11	13	17	7	8	71
		(.424)	(.188)	(.720)							

CSF	MP	FG	3P	FT	R	F	A	TO	B	S	TP
Cutley*	35	3-9	1-2	2-4	3	2	2	4	0	0	9
Robinson*	23	5-11	1-2	0-0	3	5	2	2	0	0	11
Morgan*	25	1-3	0-0	0-0	2	4	0	2	0	0	2
Akognon*	37	11-23	5-12	4-5	8	2	0	3	0	3	31
Reed*	27	1-3	0-0	1-4	2	4	3	0	0	3	3
Crenshaw	17	0-3	0-3	0-0	0	2	0	1	0	0	0
Lassiter	16	0-3	0-2	0-0	0	2	0	1	0	2	0
Green	15	0-2	0-0	0-0	2	2	0	0	0	1	0
Alexander	4	0-1	0-0	0-0	0	2	0	1	0	0	0
Lima	1	0-0	0-0	0-0	0	0	0	0	0	0	0
team					7						
Totals	200	21-58	7-21	7-13	27	25	7	14	0	9	56
		(.362)	(.333)	(.538)							

SCORING BY HALVES

Cal State Fullerton	28	28	56
Wisconsin	30	41	71

(3) UW 72 • (11) Kansas State 55

March 22, 2008 • Omaha, NE • Qwest Center (17,162)

Wisconsin advanced to the Sweet Sixteen for the fourth time in school history as it defeated the No. 11 seed Kansas State in the second round. Trevon Hughes matched a career-high 25 points, while Greg Stiemsma scored a career-high 14 points and grabbed seven rebounds as he shut down KSU freshman phenom Michael Beasley in the second half and the Badgers set a program record with their 31st win. Michael Flowers quietly tallied 15 points and the Badger defense held the Wildcats without a 3-pointer (0-13) for the first time in 348 games.

UW	MP	FG	3P	FT	R	F	A	TO	B	S	TP
Landry*	24	0-0	0-0	2-4	0	3	2	2	0	1	2
Krabbenhoft*	31	1-5	0-2	0-0	5	3	0	1	0	0	2
Butch*	23	3-7	1-3	2-4	4	3	0	0	0	0	9
Hughes*	36	8-14	4-9	5-8	2	3	3	1	0	1	25
Flowers*	33	5-6	3-3	2-2	5	3	4	5	0	1	15
Bohannon	32	1-4	1-4	2-3	1	0	1	1	0	0	5
Stiemsma	14	6-9	0-0	2-3	7	3	0	0	0	0	14
Jarmusz	3	0-1	0-1	0-0	0	0	0	0	0	0	0
Bronson	1	0-0	0-0	0-0	0	0	0	0	0	0	0
Leuer	1	0-0	0-0	0-0	0	0	0	0	0	0	0
Nankivil	1	0-0	0-0	0-0	0	0	0	0	0	0	0
Valentyn	1	0-0	0-0	0-0	0	0	0	0	0	0	0
team					2						
Totals	200	24-46	9-22	15-24	26	18	10	10	0	3	72
		(.522)	(.409)	(.625)							

KSU	MP	FG	3P	FT	R	F	A	TO	B	S	TP
Walker*	28	7-11	0-2	4-4	6	5	0	2	0	0	18
Sutton*	11	0-1	0-1	2-2	2	2	0	0	1	0	2
Beasley*	37	8-19	0-4	7-7	13	3	0	3	0	2	23
Young*	27	2-4	0-1	0-0	3	2	0	1	0	0	4
Stewart*	32	0-4	0-1	0-0	2	1	2	3	0	1	0
Pullen	22	2-7	0-3	0-2	0	4	1	0	0	0	4
Kent	13	1-3	0-1	0-0	2	2	1	2	0	0	2
Anderson	11	1-2	0-0	0-1	1	2	0	2	0	0	2
Brown	10	0-0	0-0	0-0	1	1	0	0	0	1	0
Gilbert	4	0-1	0-0	0-0	0	1	0	0	0	0	0
Colon	3	0-1	0-0	0-0	1	0	0	0	0	0	0
Franklin	1	0-0	0-0	0-0	0	0	0	0	0	0	0
Merriewether	1	0-0	0-0	0-0	0	0	0	0	0	0	0
team					5						
Totals	200	21-53	0-13	13-16	36	23	4	13	1	4	55
		(.396)	(.000)	(.813)							

SCORING BY HALVES

Kansas State	33	22	55
Wisconsin	39	33	72

(10) Davidson 73 • (3) UW 56

March 28, 2008 • Detroit, Mich. • Ford Field (57,028)

Wisconsin's season came to an end with a 73-56 loss to No. 10 seed Davidson in the Midwest Regional Semifinal. Hot shooting led to a 36-36 tie at halftime. Davidson bested UW early, connecting on 8-of-14 threes compared to Wisconsin's 7-of-17 shooting from long range in the first half. The Badgers were unable to keep up the scoring pace in the second half as Davidson steadily pulled away and outscored UW 37-to-20 after intermission. Wisconsin shot just 23.8 percent in the second half, while Davidson connected on 44.4 percent of their tries. The Wildcats were led by sophomore All-American Stephen Curry - who had 33 points on 11-of-22 shooting - and senior Jason Richards (11 points, 13 assists and zero turnovers). Michael Flowers paced the Badgers with 12 points and six rebounds.

UW	MP	FG	3P	FT	R	F	A	TO	B	S	TP
Landry*	31	1-4	0-1	5-6	6	3	1	1	0	0	7
Krabbenhoft*	35	4-5	1-4	1-2	3	2	2	3	0	0	10
Butch*	29	4-9	2-6	1-4	2	1	1	2	0	0	11
Hughes*	12	0-3	0-2	0-0	2	0	0	0	0	0	0
Flowers*	40	4-14	3-9	1-1	6	2	2	2	0	1	12
Bohannon	34	3-8	2-4	3-4	2	2	3	1	1	1	11
Stiemsma	16	1-3	0-0	3-4	5	3	0	2	2	0	5
Jarmusz	2	0-0	0-0	0-0	0	0	0	0	0	0	0
Bronson	1	0-0	0-0	0-0	0	0	0	1	0	0	0
Leuer	0+	0-0	0-0	0-0	0	0	0	0	0	0	0
Nankivil	0+	0-0	0-0	0-0	0	0	0	0	0	0	0
team					5						
TOTALS	200	17-46	8-23	14-21	31	13	9	12	3	2	56
		(.412)	(.238)	(.778)							

DAVID	MP	FG	3P	FT	R	F	A	TO	B	S	TP
Sander*	25	2-2	0-0	0-1	2	3	0	0	0	0	4
Lovedale*	23	5-5	0-0	2-3	4	3	0	2	0	0	12
Richards*	39	4-13	3-8	0-0	3	2	13	0	0	1	11
Gosselin*	24	1-3	0-1	2-2	6	3	1	1	0	2	4
Curry*	37	11-22	6-11	5-5	3	4	4	2	0	4	33
Rossiter	20	0-0	0-0	0-0	2	2	0	0	0	0	0
Meno	11	0-1	0-0	0-0	3	1	0	0	0	1	0
Barr	10	2-5	2-3	0-0	2	1	0	0	0	0	6
Archambault	8	1-2	1-1	0-1	0	0	0	0	0	1	3
Civi	1	0-0	0-0	0-0	0	0	0	0	0	0	0
McKillop	1	0-0	0-0	0-0	0	0	0	0	0	0	0
Nelms	1	0-0	0-0	0-0	0	0	0	0	0	0	0
Schmitt	0+	0-0	0-0	0-0	0	0	0	0	0	0	0
team					3						
TOTALS	200	26-53	12-24	9-12	28	19	18	7	0	9	73
		(.491)	(.500)	(.750)							

SCORING BY HALVES

Davidson	36	37	73
Wisconsin	36	20	56

2009

(12) UW 61 • (5) Florida State 59 - OT

March 20, 2009 • Boise, Idaho • Taco Bell Arena (12,194)

Wisconsin advanced to the second round of the 2009 NCAA Tournament with a thrilling overtime victory against Florida State as Trévon Hughes knocked down the game-winning shot. The Badgers had to rally back from a 31-19 halftime deficit. Wisconsin regained its focus during the break and scored the first 13 points after intermission to quickly seize a 32-31 lead just five minutes into the second half. Hughes helped UW erase a nine-point Seminole lead with a 3-pointer to tie the game at 46-46 with 3:12 remaining. The game would see-saw back and forth until FSU's Toney Douglas hit two free throws to send the game into overtime at 52-52. Jason Bohannon set the tone on the first possession of OT with his fourth 3-pointer of the night. FSU would not go away, grabbing a 59-58 lead in the final minute. After a Douglas missed trey, the stage was set for Hughes' heroics. The point guard flipped in a remarkable twisting shot over two defenders and converted the three-point play to give the Badgers a 61-59 lead. With only seconds remaining, Hughes then stole the inbounds pass to secure a Badger victory.

UW	MP	FG	3P	FT	R	F	A	TO	B	S	TP
Landry*	31	5-10	0-4	0-0	3	4	0	2	0	0	10
Leuer*	16	0-7	0-4	0-0	3	0	0	2	0	0	0
Krabbenhof*	34	1-5	1-2	0-0	6	1	3	0	2	2	3
Hughes*	39	3-4	1-2	3-5	1	3	4	4	0	1	10
Bohannon*	30	6-11	4-8	0-1	4	2	1	1	0	1	16
Jarmusz	25	1-4	1-3	2-2	2	1	0	0	0	0	5
Taylor	25	1-3	0-1	1-2	2	1	2	0	0	0	3
Nankivil	23	5-9	2-2	2-2	4	4	0	0	0	0	14
Wilson	2	0-1	0-1	0-0	0	0	0	0	0	0	0
team											2
TOTALS	225	22-54	9-27	8-12	26	16	10	9	2	4	61
		(.407)	(.333)	(.667)							

FSU	MP	FG	3P	FT	R	F	A	TO	B	S	TP
Singleton*	40-	4-8	2-4	2-2	3	2	1	0	0	2	12
Echefu*	18	0-2	0-2	0-0	3	3	0	2	0	0	0
Alabi*	20	3-4	0-0	0-0	4	1	0	1	1	0	6
Kitchen*	36	3-8	0-1	0-0	8	0	1	3	0	1	6
Douglas*	41	8-16	2-5	8-9	5	3	2	5	0	0	26
Demercy	22	0-0	0-0	1-2	0	2	2	0	0	1	1
Reid	20	0-0	0-0	2-2	1	1	0	1	1	1	2
Dulkys	9	0-3	0-1	0-0	2	3	0	1	1	0	0
Gibson	5	2-3	0-0	2-3	2	0	0	0	1	0	6
Louks	4	0-2	0-0	0-0	0	1	0	1	0	1	0
Hoff	0+	0-0	0-0	0-0	0	0	0	0	0	0	0
team											5
TOTALS	225	20-46	4-13	15-18	33	16	6	15	4	6	59
		(.435)	(.308)	(.833)							

SCORING BY HALVES

Wisconsin	19	33	9	61
FSU	31	21	7	59

(4) Xavier 60 • (12) UW 49

March 22, 2009 • Boise, Idaho • Taco Bell Arena (12,194)

After its thrilling opening-round game, Wisconsin ran out of gas in its second-round loss to fourth-seeded Xavier. The Badgers built a 27-25 halftime lead thanks to 10 points from Trévon Hughes on 8-of-8 shooting from the free throw line. The Badgers' momentum continued after intermission as Wisconsin opened up a 33-26 lead. Xavier would respond, quickly cutting the UW lead to 33-32. The Musketeers then went on an 8-4 run with just over seven minutes left to take a three-point lead at 40-37. Marcus Landry tried to regain the momentum for the Badgers as he threw down a dunk cutting the XU lead to only five at 44-39, but the Badgers would not be able to regain the lead en route to a 60-49 loss to the Musketeers. The Xavier bench out-scored UW's reserves by a 20-5 margin and the Badgers shot just 1-of-15 from 3-point range in the second half.

UW	MP	FG	3P	FT	R	F	A	TO	B	S	TP
Landry*	35	8-14	2-3	2-2	10	3	0	3	1	2	18
Leuer*	17	1-2	0-0	1-2	2	2	0	1	0	0	4
Krabbenhof*	21	0-2	0-0	0-0	3	5	1	1	1	1	0
Hughes*	30	3-16	2-7	11-13	4	4	1	2	0	2	17
Bohannon*	39	2-12	1-2	0-0	4	0	1	0	0	0	5
Jarmusz	20	1-1	0-0	0-0	0	3	0	0	0	0	3
Nankivil	20	1-8	1-2	0-0	3	2	0	0	0	0	2
Taylor	17	0-1	0-0	0-0	1	3	2	0	0	0	0
Wilson	1	0-0	0-0	0-0	1	1	0	0	0	0	0
team											2
TOTALS	200	16-56	3-20	14-17	30	23	5	7	2	5	49
		(.286)	(.150)	(.692)							

XAVIER	MP	FG	3P	FT	R	F	A	TO	B	S	TP
Brown*	27	3-10	2-3	2-2	4	5	0	1	0	1	10
Anderson*	31	1-6	0-0	3-6	8	0	3	2	0	1	5
Love*	16	0-3	0-0	2-2	4	4	0	2	1	0	2
Raymond*	34	4-11	2-7	5-6	4	1	2	2	0	0	15
Jackson*	31	2-5	1-2	3-4	5	3	3	2	1	1	8
Frease	18	3-3	0-0	1-4	4	2	1	2	2	0	7
Holloway	18	2-3	1-2	2-2	1	4	3	1	0	0	7
McLean	18	3-5	0-0	0-0	4	1	0	2	1	1	6
Redford	7	0-0	0-0	0-0	0	0	0	0	0	0	0
team											3
TOTALS	200	18-46	6-14	18-26	37	20	12	14	5	4	60
		(.391)	(.429)	(.692)							

SCORING BY HALVES

Wisconsin	27	22	49
Xavier	25	35	60

2010

(4) UW 53 • (13) Wofford 49

March 19, 2010 • Jacksonville, Fla. • Memorial Arena (10,657)

Jon Leuer followed a game-winning jump shot with an even more critical steal on the other end, and the No. 4 seed Badgers eked out a 53-49 win over the 13th-seeded Terriers in the first round of the NCAA tournament. Leuer finished with 20 points, including two free throws with 4.2 seconds remaining that sealed the victory, and sent the Badgers into the second round for the fourth consecutive year. Trévon Hughes added 19 points for Wisconsin, including 12 of the team's first 21. After owning an eight-point halftime lead, Wofford stormed back to move ahead 38-37. With the game tied in the waning moments, Hughes kicked it out to Leuer for a corner jumper to put Wisconsin up 51-49 with 17 seconds remaining. Leuer would then tip the ball out of bounds off a Wofford player to give UW the ball back. Leuer's two free throws sealed the victory.

UW	MP	FG	3P	FT	R	F	A	TO	B	S	TP
Leuer*	40	8-16	0-2	4-4	8	2	1	2	0	1	20
Nankivil*	17	1-4	0-1	0-0	5	2	0	0	0	2	2
Hughes*	37	6-13	1-3	6-7	3	4	1	2	0	1	19
Taylor*	40	4-10	0-1	1-3	3	3	0	0	0	1	9
Bohannon*	40	0-4	0-1	0-0	6	2	1	1	0	0	0
Evans	10	1-4	0-1	1-4	1	1	0	1	0	0	3
Jarmusz	8	0-1	0-0	0-1	0	0	0	0	0	1	0
Bruesewitz	8	0-2	0-0	0-0	3	0	0	0	0	1	0
team					1						
TOTALS	200	20-54	1-9	12-19	30	14	3	4	0	7	53
		(.370)	(.111)	(.632)							

WOF	MP	FG	3P	FT	R	F	A	TO	B	S	TP
Diggs*	36	6-12	1-2	0-0	4	2	2	2	1	0	13
Johnson*	20	3-9	0-0	0-2	9	4	1	0	0	1	6
Dahlman*	36	3-6	0-0	4-6	5	1	0	1	0	0	10
Salters*	26	2-4	2-2	0-0	3	2	1	1	0	0	6
Loesing*	19	1-2	0-0	0-0	0	2	1	0	0	0	2
Rundles	26	3-8	0-1	0-1	5	1	1	0	0	0	6
Martin	21	2-4	0-0	1-2	5	1	1	0	1	0	5
Dawson	8	0-1	0-1	0-0	1	1	0	0	0	0	0
Giltner	6	0-1	0-1	1-2	1	0	0	0	0	0	1
Godzinski	2	0-1	0-0	0-0	2	1	0	0	0	0	0
team					2						
TOTALS	200	20-48	3-7	6-13	37	15	7	11	2	1	49
		(.417)	(.429)	(.462)							

SCORING BY HALVES

Wofford	19	30	49
Wisconsin	27	26	53

(12) Cornell 87 • (4) UW 69

March 21, 2010 • Jacksonville, Fla. • Memorial Arena (10,657)

A season filled with overcoming outside expectations ran into a Big Red buzzsaw in the second round of the 2010 NCAA Tournament. Despite 23 points from junior Jon Leuer, Wisconsin couldn't match Cornell's 61-percent shooting and fell, 87-69. The Badgers fell behind quickly, as Cornell raced out to an 11-1 lead just three minutes into the first half, and the Big Red's hot shooting never gave the Badgers a chance to fight their way back into it. Jason Bohannon and Leuer kept UW close early on, helping the Badgers cut a double-digit deficit to 24-21 with 7:01 to play. But Cornell buckled down on defense and then got hot again at the other end. In their final game as Badgers, seniors Jason Bohannon and Trévon Hughes finished with 18 and 10 points, respectively. The duo finished with 105 career wins, tying Wisconsin's all-time victories record. Ryan Evans also added 11 points off the bench. Louis Dale led Cornell with 26 points and Ryan Wittman added 24.

UW	MP	FG	3P	FT	R	F	A	TO	B	S	TP
Leuer*	38	8-12	2-3	5-8	4	0	0	0	1	0	23
Nankivil*	5	0-2	0-1	0-0	2	4	0	1	0	1	0
Hughes*	32	3-8	2-5	2-2	3	5	2	6	0	0	10
Taylor*	27	2-6	2-5	1-2	3	2	6	2	0	1	7
Bohannon*	40	7-15	2-10	2-2	1	1	1	1	0	2	18
Evans	27	4-5	0-0	3-3	6	3	3	0	0	2	11
Jarmusz	17	0-1	0-1	0-0	0	1	0	0	0	0	0
Bruesewitz	1	0-0	0-0	0-0	1	0	0	0	0	0	0
Wilson	8	0-0	0-0	0-0	0	0	0	0	0	0	0
Berggren	5	0-0	0-0	0-0	0	0	1	0	0	0	0
team					1						
TOTALS	200	24-49	8-25	13-17	21	16	13	10	1	6	69
		(.490)	(.320)	(.765)							

CORN	MP	FG	3P	FT	R	F	A	TO	B	S	TP
Wittman*	38	10-15	3-5	1-2	3	0	2	0	0	2	24
Jaques*	14	3-4	1-2	2-2	2	5	2	1	0	2	9
Foote*	33	4-4	0-0	4-6	7	2	4	3	0	1	12
Wroblewski*	23	5-9	2-2	0-0	3	4	1	2	0	0	12
Dale*	30	10-17	2-6	4-4	3	0	3	1	0	0	26
Reeves	22	0-1	0-0	0-0	1	1	0	1	0	2	0
Wire	13	0-0	0-0	0-0	6	1	1	0	0	1	0
Coury	12	1-2	0-0	0-0	2	0	0	0	0	0	4
Tyler	8	0-1	0-0	0-0	0	1	0	0	1	0	0
Peck	2	0-0	0-0	0-0	0	0	1	0	0	0	0
Asafo-Adjei	1	0-0	0-0	0-0	0	0	0	0	0	0	0
Groebe	1	0-0	0-0	0-0	0	0	0	0	0	0	0
Osgood	1	0-0	0-0	0-0	0	0	0	0	0	0	0
Reynolds	1	0-0	0-0	0-0	0	0	0	0	0	0	0
Wilkins	1	0-1	0-0	0-0	0	0	0	0	0	0	0
team					2						
TOTALS	200	33-54	8-15	13-16	29	14	14	8	1	8	87
		(.611)	(.533)	(.813)							

SCORING BY HALVES

Cornell	43	44	87
Wisconsin	31	38	69

2011

(4) UW 72 • (13) Belmont 58

March 17, 2011 • Tucson, Ariz. • McKale Center (10,293)

Senior Jon Leuer scored 17 of his 22 points in the second half and the No. 4 seed Badgers methodically dispatched 13th-seeded Belmont, 72-58, the Badgers' fifth-consecutive NCAA tournament-opening victory. Junior Jordan Taylor added 21 points, including 14 in the first half. Wisconsin made 12-of-22 3-pointers, led by Taylor's 5-of-9 mark from deep. Sophomore Mike Bruesewitz - who suffered a sprained knee during the Big Ten Tournament - played 29 minutes off the bench, posting eight points and a career-high nine rebounds. Belmont cut the Badgers' lead to 43-39 with 13:38 to play, but the Bruins never got any closer. A Bruesewitz 3-pointer started a 13-1 run over the next five minutes leading to a 56-40 Wisconsin lead and a runaway win.

UW	MP	FG	3P	FT	R	F	A	TO	B	S	TP
Jarmusz*	33	1-3	1-3	2-2	3	0	3	0	0	1	5
Leuer*	35	7-12	1-3	7-7	7	2	1	2	1	1	22
Nankivil*	23	1-2	1-2	2-2	3	4	0	0	1	0	5
Taylor*	39	5-13	5-9	6-8	2	3	6	3	0	0	21
Gasser*	18	0-1	0-0	1-2	0	3	2	3	0	0	1
Smith	1	0-0	0-0	0-0	0	0	0	0	0	1	0
Evans	12	1-3	0-0	2-4	3	1	0	0	0	0	4
Valentyn	2	0-0	0-0	0-0	0	1	0	0	0	0	0
Bruesewitz	28	3-4	2-3	0-0	9	1	1	4	0	0	8
Berggren	9	2-2	2-2	0-0	2	2	0	0	0	0	6
team					1						
TOTALS	200	20-40	12-22	20-25	33	17	13	13	2	3	72
		(.500)	(.545)	(.800)							

BELMONT	MP	FG	3P	FT	R	F	A	TO	B	S	TP
House*	21	1-3	0-1	2-2	1	0	2	0	0	0	4
Noack*	13	0-0	0-0	0-0	2	2	0	0	0	0	0
Hedgepeth*	29	6-8	2-3	3-4	3	1	0	0	0	0	17
Hanlen*	19	1-7	1-4	2-4	1	3	2	1	0	2	5
Clark*	23	1-8	0-3	2-2	0	2	0	1	0	0	4
Jenkins	7	0-1	0-1	0-0	1	2	1	1	0	0	0
Johnson	24	4-8	0-3	5-5	3	4	4	0	0	2	13
Mann	12	0-0	0-0	0-0	2	0	0	1	0	0	0
Saunders	9	2-6	0-0	2-5	0	1	0	0	0	0	6
Barnes	2	0-1	0-0	0-0	1	0	1	0	0	0	0
Campbell	23	3-7	3-7	0-0	1	2	2	2	0	1	9
Baker	18	0-0	0-0	0-0	2	4	0	1	0	2	0
team					5						
TOTALS	200	18-49	6-22	16-22	22	21	12	7	0	7	58
		(.367)	(.273)	(.727)							

SCORING BY HALVES

Belmont	27	31	58
Wisconsin	34	38	72

(4) UW 70 • (5) Kansas State 65

March 19, 2011 • Tucson, Ariz. • McKale Center (11,267)

Wisconsin advanced to the Sweet 16 for the fourth time under Bo Ryan with a 70-65 win over No. 5 seed Kansas State. UW jumped to a 36-30 halftime lead on the strength of 5-for-10 shooting from 3-point range. KSU would take a 55-49 lead with just over 8:00 remaining, but the Badgers battled back to tie the game at 61-61. Jordan Taylor, who overcame a 2-for-16 shooting night, came up big at crunch time, stealing a post-entry pass then assisting on Mike Bruesewitz's tie-breaking 3-pointer with 91 seconds left. After two Taylor free throws kept the Badgers ahead by three, 68-65, the junior guard then swatted Jacob Pullen's potential game-tying 3-point attempt with 3.5 seconds left to preserve the win. Jon Leuer led Wisconsin with 19 points, while Pullen led all scorers with 38 points.

UW	MP	FG	3P	FT	R	F	A	TO	B	S	TP
Jarmusz*	30	3-3	2-2	0-0	1	1	3	0	0	1	8
Leuer*	28	6-12	1-2	6-9	7	4	1	2	0	0	19
Nankivil*	20	2-6	1-4	0-0	1	4	0	1	1	0	5
Taylor*	40	2-16	2-6	6-6	4	2	6	0	1	1	12
Gasser*	36	3-4	1-2	4-4	7	2	0	1	0	2	11
Evans	5	1-3	0-0	0-0	1	0	0	0	0	0	2
Valentyn	5	0-0	0-0	0-0	0	0	1	0	0	0	0
Bruesewitz	29	3-4	2-3	3-4	6	2	0	1	0	0	11
Berggren	7	1-2	0-1	0-0	0	3	1	0	0	0	2
team					3						
TOTALS	200	21-50	9-20	19-23	30	18	12	5	2	4	70
		(.420)	(.450)	(.826)							

KSU	MP	FG	3P	FT	R	F	A	TO	B	S	TP
Kelly*	38	5-12	0-0	1-4	9	4	0	1	0	0	11
Samuels*	32	4-6	0-1	0-0	9	4	1	0	0	3	8
Pullen*	32	13-22	6-8	6-8	2	4	2	3	0	0	38
Southwell*	18	0-2	0-0	0-0	4	2	1	2	0	0	0
McGruder*	32	0-2	0-2	3-4	3	2	2	0	0	0	3
Irving	5	0-0	0-0	0-0	0	1	0	0	0	0	0
Myles	2	0-0	0-0	1-2	0	0	0	0	0	0	1
Russell	7	0-1	0-0	0-0	1	3	0	1	0	0	0
Hen.-Roberts	10	0-1	0-0	2-2	2	0	0	0	0	0	2
Spradling	24	0-2	0-1	2-2	0	2	1	1	0	0	2
TOTALS	200	22-48	6-12	15-22	32	22	7	8	0	3	65
		(.458)	(.500)	(.682)							

SCORING BY HALVES

Kansas State	30	35	65
Wisconsin	36	34	70

(8) Butler 61 • (4) UW 54

March 24, 2011 • New Orleans, La. • N.O. Arena (12,320)

Wisconsin's 2011 season came to an end with a 61-54 Sweet 16 loss to No. 8 seed and eventual national runner-up Butler. Jordan Taylor scored 22 for UW (25-9), which shot just 30.4 percent (17 of 56) on the night. Jon Leuer had a streak of 40 consecutive games in double figures snapped when he finished with three points on 1-of-12 shooting. Butler rode a hot-shooting start to building a 33-24 halftime advantage. That lead would balloon to 20 points (47-27) with 11:32 remaining before the Badgers mounted a furious comeback. Seven straight points from Taylor jumpstarted the rally and a Josh Gasser layup with 2:15 left cut the deficit to single-digits. A pair of 3-pointers from Taylor would twice bring UW within four points with the last coming at 56-52 with 35 seconds left. However, Butler would knock down 5-of-6 free throws down the stretch to ice the win.

UW	MP	FG	3P	FT	R	F	A	TO	B	S	TP
Jarmusz*	33	3-4	1-2	0-0	5	2	1	2	0	4	7
Nankivil*	25	3-7	2-4	1-2	3	1	1	1	2	0	9
Leuer*	33	1-12	1-6	0-0	6	5	2	2	1	0	3
Taylor*	39	6-19	3-10	7-12	5	4	2	4	0	1	22
Gasser*	33	2-5	0-2	2-2	2	2	2	1	0	1	6
Brust	0+	0-0	0-0	0-0	0	0	0	0	0	0	0
Smith	0+	0-0	0-0	0-0	0	0	0	0	0	0	0
Evans	7	0-1	0-0	0-0	1	3	0	0	0	0	0
Dukan	0+	0-0	0-0	0-0	0	0	0	0	0	0	0
Valentyn	5	0-0	0-0	0-0	1	0	0	0	0	0	0
Bruesewitz	22	2-6	0-4	3-3	4	3	1	1	0	1	7
Wilson	0+	0-0	0-0	0-0	0	0	0	0	0	0	0
Berggren	3	0-2	0-1	0-0	1	0	0	0	0	0	0
Gavinski	0+	0-0	0-0	0-0	0	0	0	0	0	0	0
team					3						
TOTALS	200	17-56	7-29	13-19	31	20	9	11	3	7	54
		(.304)	(.241)	(.684)							

BUTLER	MP	FG	3P	FT	R	F	A	TO	B	S	TP
Stigall*	33	1-5	1-5	0-0	4	2	1	1	0	1	3
Howard*	37	4-8	3-5	9-10	12	1	0	2	0	2	20
Smith*	24	3-4	0-0	2-5	6	0	1	1	0	1	8
Mack*	27	4-13	0-5	5-7	2	4	1	5	1	1	13
Vanzant*	32	4-8	1-2	1-2	2	4	4	2	0	2	10
Hahn	10	0-1	0-1	0-0	0	0	0	1	0	0	0
Fromm	0+	0-0	0-0	0-0	0	0	0	0	0	0	0
Nored	19	0-3	0-0	0-0	2	4	0	1	0	0	0
Anglin	0+	0-0	0-0	0-0	0	0	0	0	0	0	0
Hopkins	0+	0-0	0-0	0-0	0	0	0	0	0	0	0
Marshall	18	3-3	0-0	1-2	7	4	0	0	1	1	7
Kampen	0+	0-0	0-0	0-0	0	0	0	0	0	0	0
Butcher	0+	0-0	0-0	0-0	0	0	0	0	0	0	0
team					2			1			
TOTALS	200	19-45	5-18	18-26	37	19	7	14	2	8	61
		(.422)	(.278)	(.692)							

SCORING BY HALVES

Butler	33	28	61
Wisconsin	24	30	54

UW in the NIT All-Time

APPEARANCES: 4

Overall Record: 3-4

1989

1st Round (Madison, Wis.)
Wisconsin 63, New Orleans 61

2nd Round (Madison, Wis.)
Saint Louis 73, Wisconsin 68

1991

1st Round (Madison, Wis.)
Wisconsin 87, Bowling Green 79 OT

2nd Round (Madison, Wis.)
Stanford 80, Wisconsin 72

1993

1st Round (Madison, Wis.)
Rice 77, Wisconsin 73

1996

1st Round (Madison, Wis.)
Wisconsin 55, Manhattan 42

2nd Round (Madison, Wis.)
Illinois State 77, Wisconsin 62

Wisconsin NIT Records

Individual

Points

31, Willie Simms vs. Bowling Green, 1991

Field Goals

12, Willie Simms vs. Bowling Green, 1991

Field Goal Attempts

20, Sam Okey vs. Illinois State, 1996

Field Goal Percentage (min. 10 att.)

.800 (12-15), Willie Simms vs. Bowling Green, 1991

.800 (8-10), Trent Jackson vs. New Orleans, 1989

3-point Field Goals

4, Tim Locum vs. Bowling Green, 1991

3-point Field Goal Attempts

7, Tim Locum vs. Stanford, 1991

3-point Field Goal Pct. (min. 6 att.)

.429 (3-7), Tim Locum vs. Stanford, 1991

Free Throws

8, Willie Simms vs. Stanford, 1991

Free Throw Attempts

15, Willie Simms vs. Stanford, 1991

Free Throw Percentage (min. 10 att.)

.533 (8-15), Willie Simms vs. Stanford, 1991

Rebounds

12, Patrick Tompkins vs. Stanford, 1991

Assists

7, Tom Molaski vs. St. Louis, 1989

Blocks

5, Sam Okey vs. Manhattan, 1996

Steals

4, Hennssy Auriantal vs. Manhattan, 1996

Team

Points

87 vs. Bowling Green, 1991

Field Goals

29, twice

Field Goal Attempts

60 vs. St. Louis, 1989

Field Goal Percentage

.644 (29-45) vs. Bowling Green, 1991

3-point Field Goals

7 vs. Stanford, 1991

3-point Field Goal Attempts

18, twice

3-point Field Goal Percentage (min. 8 att.)

.417 (5-12) vs. St. Louis, 1989

Free Throws

24 vs. Bowling Green, 1991

Free Throw Attempts

35 vs. Bowling Green, 1991

Free Throw Percentage (min. 12 att.)

.778 (14-18) vs. New Orleans, 1989

Rebounds

36 vs. Manhattan, 1996

Assists

24 vs. Bowling Green, 1991

Blocks

8 vs. Manhattan, 1996

Steals

8 vs. Manhattan, 1996

Wisconsin in the Big Ten Tournament

Appearances: 13

Overall Record: 14-11

Record vs. lower seeds: 11-5

Record vs. higher seeds: 3-6

Results by seed (appearances/record):

11 seed: 0 / 0-0	5 seed: 1 / 0-1
10 seed: 1 / 1-1	4 seed: 3 / 1-3
9 seed: 0 / 0-0	3 seed: 2 / 2-2
8 seed: 0 / 0-0	2 seed: 2 / 5-1
7 seed: 0 / 0-0	1 seed: 3 / 3-2
6 seed: 1 / 2-1	

1998

(1-1, Quarterfinalist)

March 5

(10) Wisconsin 52, (7) Penn State 51

March 6

(2) Illinois 66, (10) Wisconsin 61

Penn State's Calvin Booth hit a 15-footer to give the Nittany Lions a 51-50 edge with 1:32 remaining, but freshman forward Maurice Linton nailed a nine-foot jumper with 3.7 seconds left to play and the 10th-seeded Badgers advanced with a 52-51 decision.

Wisconsin faced league champion Illinois in the second round and fell behind 26-10 at the half. The resilient Badgers, however, staged an incredible second-half comeback and took a 46-45 lead with 6:14 left to play before Illinois countered with an 11-0 run that finally put the game out of reach.

1999

(1-1, Semifinalist)

March 5

(4) Wisconsin 74, (5) Iowa 60

March 6

(1) Michigan State 56, (4) Wisconsin 41

Wisconsin took on Iowa in a quarterfinal game. After falling behind 25-23 at halftime, the Badgers shot a blistering .737 from the field in the second half and went on to win 74-60.

Just as they had the year before, the Badgers faced the league champion (this time Michigan State) in their second game. The teams played to a 22-22 tie after the first half, but the Badgers, who shot a then-season low .293 from the floor, scored only 19 points in the second half.

2000

(2-1, Semifinalist)

March 9

(6) Wisconsin 51, (11) Northwestern 41

March 10

(6) Wisconsin 78, (3) Purdue 66

March 11

(2) Michigan State 55, (6) Wisconsin 46

Figuring they needed at least one Big Ten tournament win to qualify for the NCAA tournament, the Badgers opened the league tourney with a 51-41 victory over Northwestern in the first round. UW led the Wildcats from start to finish.

Wisconsin then squared off against Purdue in the quarterfinals. The Badgers jumped out to a 10-point lead just two minutes into the game and never trailed.

UW then met Michigan State in the semifinals for the second straight season. The Spartans grabbed a 34-21 halftime lead, but the Badgers made a run that cut the MSU lead to 49-44 with 5:29 remaining. The league-champion Spartans held UW to just two points the rest of the way.

2001

(0-1, Quarterfinalist)

March 9

(4) Indiana 64, (5) Wisconsin 52

The Badgers got off to a nice start in their quarterfinal matchup with Indiana, pulling out to a 28-19 lead with 4:38 left in the first half. Indiana closed to within four points (28-24) at the break.

The Hoosiers maintained their momentum by beginning the second half on a 17-2 run. Wisconsin closed the IU lead to 54-49 with 2:04 remaining, but never again came closer than that.

2002

(0-1, Quarterfinalist)

March 8

(9) Iowa 58, (1) Wisconsin 56

Wisconsin entered the 2002 Big Ten Tournament as the No. 1 seed for the first time in school history after winning a share of the Big Ten regular-season title.

UW held a 26-21 lead at halftime, but Iowa came back to grab a 39-37 lead with 10:14 to play. Though the Badgers led by six with 3:42 left, the Hawkeyes scored 10 of the final 12 points of the game to win.

2003 (0-1, Quarterfinalist)

March 8

(8) Ohio State 58, (1) Wisconsin 50

For the second consecutive season, Wisconsin entered the Big Ten tournament as the No. 1 seed but lost in the quarterfinals. The Badgers fell to No. 8 seed Ohio State, 58-50.

UW struggled from the field for the entire game, connecting on just 18-53 shots (.340), its second-worst shooting performance of the season. Kirk Penney led Wisconsin with 14 points, while Alando Tucker chipped in 13.

2004 (3-0, Champion)

March 12

(2) Wisconsin 66, (10) Minnesota 52

March 13

(2) Wisconsin 68, (3) Michigan State 66

March 14

(2) Wisconsin 70, (1) Illinois 53

The Badgers swept through the 2004 tournament, earning their first conference tourney title.

Top-seeded UW faced No. 10 Minnesota in the quarterfinals and got a combined 43 points from Devin Harris and Mike Wilkinson to defeat the Gophers, 66-52. A 10-0 run in the first half gave the Badgers a lead they would never relinquish.

No. 3 seed Michigan State was up next in the semifinals, the third meeting between the teams in 2004. Harris, who led all scorers with 21 points, made a late trey to put UW in front. MSU's Maurice Ager answered with a bucket, but Wilkinson hit the 20-point plateau for the second straight day and put the Badgers ahead for good with two free throws with 49 seconds left.

UW opened the final vs. top-seeded Illinois with a 16-6 run and never led by less than seven points after that. Harris scored a tournament championship-record 29 points and was named the tourney's most outstanding player. Wilkinson had 53 points in the three games and was named to the all-tournament team.

2005 (2-1, Finalist)

March 11

(3) Wisconsin 60, (6) Ohio State 49

March 12

(3) Wisconsin 59, (7) Iowa 56

March 13

(1) Illinois 54, (3) Wisconsin 43

A first-half 23-4 run for third-seeded UW proved the difference in defeating No. 6 Ohio State. Zach Morley scored a career-high 23 points on 8-of-11 shooting. The Badgers limited OSU to 34.4 percent shooting.

In the semifinals, Alando Tucker banked in a running 3-pointer as time expired to lift Wisconsin over No. 7 seed Iowa. Tucker finished with 20 points while Morley chipped in with 17.

In a rematch of 2004's championship game, Illinois held off a late UW charge to claim the title. The Badgers trailed by as many 16 points in the second half and rallied to cut the Fighting Illini lead to five down the stretch, but could get no closer. No Badger scored in double figures and the two teams combined to shoot .308 from the field.

2006 (0-1, Quarterfinalist)

March 10

(5) Indiana 61, (4) Wisconsin 56

Wisconsin's bid for three consecutive tournament finals appearances came to an abrupt halt after a 61-56 loss to Indiana in the quarterfinal round of the Big Ten tournament.

The Badgers led by two at the half, but allowed an 11-2 run to the Hoosiers to begin the second half. A Ray Nixon dunk off an offensive rebound gave UW a 46-45 lead with 7:41 left. A late 7-0 run by the Hoosiers put Indiana on top for good as Wisconsin couldn't get within four points the rest of the way.

Alando Tucker led UW with 20 points despite spending most of the first half in foul trouble. Brian Butch just missed a double-double with 12 points and nine rebounds.

2007 (2-1, Finalist)

March 9

(2) Wisconsin 70, (7) Michigan State 57

March 10

(2) Wisconsin 53, (6) Illinois 41

March 11

(1) Ohio State 66, (2) Wisconsin 49

Behind eight points from Michael Flowers, No. 2 seed Wisconsin jumped out to a 10-0 lead against No. 7 Michigan State in the quarterfinals. The Badgers never looked back, getting 21 points from Alando Tucker on their way to a 13-point win.

UW put together another impressive performance in disposing of sixth-seeded Illinois in the semifinals. With Michael Finley's mother in attendance, Tucker became UW's all-time leading scorer with his first basket of the game. He again led all scorers with 21 points and Kamrnon Taylor added 16, 14 in the second half.

In the final, Wisconsin and No. 1 seed Ohio State matched up for the third time this season. The game was a defensive struggle and the Badgers trailed by just seven points with seven minutes left in the game. OSU would outscore them 18-8 over the last 6:48 to take the title.

2008 (3-0, Champion)

March 4

(1) Wisconsin 51, (9) Michigan 34

March 15

(1) Wisconsin 65, (4) Michigan State 63

March 16

(1) Wisconsin 61, (10) Illinois 48

Wisconsin held No. 9 Michigan to just 34 points on 20.0 percent shooting in a quarterfinal win. Joe Krabbenhoft and Michael Flowers scored in double figures for the Badgers.

A semifinal match-up with No. 4 Michigan State proved to be the toughest battle of the tournament for Wisconsin as the Badgers squeaked out a 65-63 win. With the game tied 63-63, Michael Flowers scored the decisive points when he stole the ball and laid it in at the other end with 27 seconds to play.

In the championship game, Wisconsin drew No. 10 seed Illinois and cruised to a 61-48 victory to win its second-ever Big Ten tournament title. The win also gave the Badgers their first season sweep, as they also won the regular season title with a 16-2 record.

Junior Marcus Landry was named the tournament's most outstanding player after averaging 12.0 points and 7.3 rebounds in the three wins.

2009 (0-1, Quarterfinalist)

March 13

(5) Ohio State 61, (4) Wisconsin 57

One year after winning the Big Ten tournament championship, the Badgers stay in Indianapolis was much shorter in 2009. Wisconsin fell in a quarterfinal game to Ohio State, 61-57, at Consecro Fieldhouse. UW built a seven-point lead with five minutes remaining but failed to finish off the Buckeyes in the game's closing minutes.

Ohio State would go on an 8-0 run regaining the lead 55-54 with 2:23 left and hang on for the win. UW failed to score a field goal in the final six minutes, sealing its fate. Wisconsin had three players score in double figures: Trévon Hughes (15), Jason Bohannon (13) and Jon Leuer (11).

2010 (0-1, Quarterfinalist)

March 12

(5) Illinois 58, (4) Wisconsin 54

Senior guard Trévon Hughes helped Wisconsin mount a furious rally, but Illinois held on for a 58-54 win. After trailing by 16 points (46-30) with just 6:45 to play, Hughes began his assault and capped it by connecting on four consecutive 3-pointers over the game's final 1:44 to draw the Badgers within two points, at 56-54, with 31 seconds remaining. After Illinois made one of two free throws, Jason Bohannon's 3-pointer with 15.9 seconds left clanked off the front of the rim to give the Illini the win.

2011 (0-1, Quarterfinalist)

March 11

(6) Penn State 36, (3) Wisconsin 33

After Penn State opened the game on an 18-2 run, the Badgers battled back by holding the Nittany Lions without a field goal over the final 9:58 of the first half. UW tied the score at 26-26 with 10:37 remaining, but never gained the lead falling, 36-33, in the lowest-scoring game in tournament history. Jordan Taylor would misfire on two 3-pointers in the final 30 seconds, capping off UW's 15-of-51 (29.4%) shooting night, including 2-of-21 (9.5%) from deep. Taylor led UW with 16 points and Jon Leuer chipped in 10.

Wisconsin Big Ten Tournament Records

Wisconsin Individual Highs

Points: 29 by Devin Harris vs. Illinois, 2004
FG: 10 by Alando Tucker vs. Illinois, 2007
 and by Devin Harris vs. Illinois, 2004
FG Attempts: 21 by Jordan Taylor vs. Penn State, 2011
FG Pct. (10 att.): .727 by Zach Morley vs. Ohio State, 2005
3-point FGs: 5 by Devin Harris vs. Michigan State, 2004
3-point FG Attempts: 12 by Devin Harris vs. Michigan State, 2004
3-point FG Pct. (6 att.): .571 (4-7) by Sean Mason vs. Iowa, 1999
FT: 10 by Mark Vershaw vs. Purdue, 2000
FT Attempts: 13 by Marcus Landry vs. Michigan State, 2008
FT Pct. (10 att.): .900 (9-10) by Joe Krabbenhoft vs. Michigan State, 2008
Rebounds: 11 by Sean Daugherty vs. Penn State, 1998
Assists: 6 by Mark Vershaw vs. Purdue, 2000 and by Mike Kelley vs. Michigan State, 2000
Blocked Shots: 4 by Greg Stiemsma vs. Michigan State, 2007 and by Mark Vershaw vs. Northwestern, 2000
Steals: 5 by Trevon Hughes vs. Illinois, 2010
Minutes: 40 by Jason Bohannon vs. Illinois, 2010

Wisconsin Team Highs

Points: 78 vs. Purdue, 2000
FG: 26 vs. Minnesota, 2004
FG Attempts: 64 vs. Indiana, 2006
FG Pct.: .615 (24-39) vs. Iowa, 1999
3-point FGs: 10 vs. Illinois, 2010
3-point FG Attempts: 29 vs. Illinois, 2010
3-point FG Pct.: .600 (9-15) vs. Iowa, 1999
FT: 26 vs. Michigan State, 2008
FT Attempts: 37 vs. Michigan State, 2008
FT Pct.: 1.000 (2-2) vs. Illinois, 2008 and (8-8) vs. Illinois, 2005
Rebounds: 42 vs. Michigan, 2008
Assists: 20 vs. Purdue, 2000
Blocked Shots: 12 vs. Northwestern, 2000
Steals: 13 vs. Minnesota, 2004

Wisconsin Team Lows

Points: 33 vs. Penn State, 2011
FG: 14 vs. Illinois, 2005
FG Attempts: 39 vs. Iowa, 1999
FG Pct.: .259 (14-54) vs. Illinois, 2005
3-point FGs: 2 vs. Indiana, 2006 and vs. Ohio State, 2005 and vs. Penn State, 1998 and vs. Penn State, 2011
3-point FG Attempts: 7 vs. Penn State, 1998
3-point FG Pct.: .095 (2-21) vs. Penn State, 2011
FT: 1 vs. Penn State, 2011
FT Attempts: 2 vs. Illinois, 2008
FT Pct.: .333 (1-3) vs. Penn State, 2011
Rebounds: 24 vs. Iowa, 2002
Assists: 2 vs. Indiana, 2006
Blocked Shots: 0, three times, MR: vs. Minnesota, 2004
Steals: 1 vs. Indiana, 2006 and vs. Michigan State, 2004 and vs. Michigan State, 1999

Wisconsin Opp. Big Ten Tournament Records

Opponent Individual Highs

Points: 28 by Luke Recker (IOWA), 2002
FG: 11 by Kevin Turner (ILL), 1998
FG Attempts: 19 by Kevin Turner (ILL), 1998
FG Pct. (10 att.): .800 (8-10) by Jarrod Gee (ILL), 1998 and by Mike Tisdale (ILL), 2010
3-point FGs: 5 by Sean Connolly (OSU), 2003
3-point FG Att.: 10 by Drew Neitzel (MSU), 2008
3-point FG Pct. (6 att.): .714 (5-7) by Sean Connolly (OSU), 2003
FT: 10 by Jared Jeffries (IND), 2001
FT Attempts: 12 by Jared Jeffries (IND), 2001
FT Pct. (10 att.): .833 (10-12) by Jared Jeffries (IND), 2001
Rebounds: 12 by Marco Killingsworth (IND), 2006 and by Roger Powell Jr. (ILL), 2005 and by Antonio Smith of (MSU), 1999
Assists: 11 by Mateen Cleaves of (MSU), 1999
Blocked Shots: 4 by Greg Oden (OSU), 2007 and by Calvin Booth (PSU), 1998 and by Dallas Lauderdale (OSU), 2009
Steals: 5 by Luke Recker (IOWA), 2002
Minutes: 40, five times, MR: Talor Battle (PSU), 2011

Opponent Team Highs

Points: 66, four times, MR: by Ohio State, 2007
FG: 26 by Michigan State, 2004 and by Illinois, 1998
FG Attempts: 61 by Ohio State, 2005
FG Pct.: .542 (26-48) by Michigan State, 2004 and by Illinois, 1998
3-point FGs: 7 by Michigan State, 2008 and by Illinois, 2005
3-point FG Attempts: 24 by Michigan, 2008
3-point FG Pct. (10 att.): .600 (6-10) by Illinois, 2010
FT: 26 by Indiana, 2001
FT Attempts: 35 by Indiana, 2001
FT Pct. (10 att.): .833 (5-6) by Ohio State, 2005 and .833 (10-12) by Michigan State, 1999
Rebounds: 40 by Illinois, 2005 and by Illinois, 2010
Assists: 18 by Michigan State, 2007
Blocked Shots: 6 by Ohio State, 2007 and by Illinois and Iowa, 2005
Steals: 13 by Iowa, 2002

Opponent Team Lows

Points: 34 by Michigan, 2008
FG: 10 by Michigan, 2008
FG Attempts: 39 by Illinois, 2007 and Penn State, 2011
FG Pct.: .200 (10-50) by Michigan, 2008
3-point FGs: 0 by Indiana, 2001
3-point FG Attempts: 6 by Indiana, 2001
3-point FG Pct.: .000 (0-6) by Indiana, 2001
FT: 3 by Illinois, 2008 and by Minnesota, 2004
FT Attempts: 5 by Minnesota, 2004
FT Pct. (10 att.): .429 (3-7) by Illinois, 2008
Rebounds: 25 by Michigan State, 2004
Assists: 7 by Iowa, 2002
Blocked Shots: 0 by Illinois, 2008
Steals: 2, four times, MR: vs. Penn State, 2011

Media Relations Contacts

Brian Lucas

Director

Brian Lucas was named UW's Director of Athletic Communications in 2009. Now in his 13th year with the Athletic Communications Office, he has served as the main football media contact since 2008.

Lucas spent the previous seven seasons as the primary men's basketball contact. During that time he also assisted with football and served as the editor of both the football and men's basketball game programs. Both programs received national honors from CoSIDA during his time as editor.

As the primary contact for men's basketball, the Badgers won five Big Ten titles (three regular-season and two tournament) during Lucas' seven seasons. In 2006-07, the team was ranked No. 1 in the country and produced its first first-team All-American (Alando Tucker) since 1950.

Lucas began as an intern at UW after working one year as an intern in the Marquette Sports Information Office.

Lucas is a 1998 graduate of Notre Dame, where he earned a B.A. in English and American Studies. He worked for three years in the Irish Sports Information Office. The Oceanside, N.Y., native lives in Middleton with his wife, Christine, and their daughter, Cayla.

Karl Anderson

Staff Assistant

Karl Anderson is in his third year as a staff assistant at Wisconsin where he assists with media relations for football, men's basketball and serves as the primary contact for women's soccer. He also oversees both tennis teams.

Prior to working with men's basketball, Anderson served as the secondary contact for the football team that won a share of the 2010 Big Ten Championship and played in the 2011 Rose Bowl. He was also the primary contact for Wisconsin's softball program.

Prior to his current role, Anderson worked in the UW athletic communications office as a student assistant for two years. He also served as a student assistant in the Creighton sports information department prior to attending UW-Madison.

The Minneapolis, Minn., native graduated in 2008 from UW-Madison with a bachelor's degree in communication arts and currently lives in Middleton, Wis.

Patrick Herb

Assistant Director (Men's BBall Contact)

Patrick Herb, an alumnus of UW-Madison and seven-year veteran of the Kansas City Chiefs public relations staff, is in his fourth year with the UW Athletic Communications department. He is the primary contact for men's basketball and serves as the editor of the national-awarding winning football and men's basketball game programs.

In 2009, Herb also debuted as the sideline reporter for the Wisconsin Radio Network's broadcasts of Badger football.

Prior to Wisconsin, Herb spent his entire professional career with the Chiefs, most recently as manager of media relations. In his role at Kansas City, Herb was the managing editor and designer of the Chiefs Gameday program and media guide; was involved with planning and idea generation for the team Web site; was an on-camera host and creator of several video pieces on the team Web site; traveled with the team; and supervised the staff interns and photographer. Herb also worked for the NFL at five Super Bowls and two AFC Championship games.

Herb and his wife, Lindsay, are both Appleton, Wis., natives and currently reside in Madison with their son, Tyler.

UW Athletic Comm. Office

Phone: (608) 262-1811

Fax: (608) 262-8184

Website: UWBadgers.com

Address: Kellner Hall

1440 Monroe Street

Madison, WI 53711

Location: Second Floor, Kellner Hall

Director

Brian Lucas (football contact)

O: 608-263-5052

C: 608-513-3987

E-mail: bml@athletics.wisc.edu

Assistant Director

Patrick Herb

C: 608-957-2085

E-mail: pah@athletics.wisc.edu

Staff Assistant

Karl Anderson

C: 608-445-4086

E-mail: kga@athletics.wisc.edu

2011-12 Opponent Sports Information Directors

UW-Stevens Pt.: Mitch Capelle

mcapelle@uwsp.edu
715-346-2840
www.athletics.uwsp.edu

Kennesaw State: Scott Lipsky

slipsky@kennesaw.edu
914-629-7938
www.ksuowls.com

Colgate: Jeremiah Hergott

jhergott@colgate.edu
315-228-7566
www.colgate.sidearmsports.com

Wofford: Brent Williamson

williamsondb@wofford.edu
864-597-4093
www.athletics.wofford.edu

UMKC: Rob McCutcheon

mccutcheonrb@umkc.edu
816-235-1034
www.umkckangaroos.com

Bradley: Bobby Parker

bparker@bradley.edu
309-677-2624
www.bradleybraves.com

BYU: Kyle Chilton

kyle_chilton@byu.edu
801-422-8948
www.byucougars.com

Nevada: Jack Kuestermeyer

jkuester@unr.edu
775-682-6984
www.nevadawolfpack.com

North Carolina: Steve Kirschner

skirschner@unca.unc.edu
919-962-7258
www.tarheelblue.com

Marquette: Scott Kuykendall

scott.kuykendall@marquette.edu
414-288-4794
www.gomarquette.com

Green Bay: Andrew Gavin

gavina@uwgb.edu
920-465-2498
www.greenbayphoenix.com

UNLV: Andy Grossman

andy.grossman@unlv.edu
702-895-3995
www.unlvrebels.com

Milwaukee: Kevin O'Connor

kjoc@uwm.edu
414-288-4794
www.uwmpanthers.com

Savannah St.: Opio Mashariki

masharik@savannahstate.edu
912-358-3430
www.ssuathletics.com

Miss. Valley State: TBA

sportsinfo@mvsu.edu
(662) 254-3639
www.mvsu.edu/athletics

Illinois: Derrick Burson

burson@illinois.edu
217-333-0933
www.fightingillini.com

Indiana: J.D. Campbell

jc56@indiana.edu
812-855-9794
www.iuhoosiers.com

Iowa: Matthew Weitzel

matthew-weitzel@uiowa.edu
319-335-9411
www.hawkeyesports.com

Michigan: Tom Wywrot

twywrot@umich.edu
734-647-1268
www.mgoblue.com

Michigan St.: Matt Larson

larsonm9@ath.msu.edu
517-355-2271
www.msuspartans.com

Minnesota: Matt Slieter

sli0001@umn.edu
847-865-1757
www.gophersports.com

Nebraska: Shamus McKnight

smcknight@huskers.com
402-472-2263
www.huskers.com

Northwestern: Nick Brilowski

brilowski@northwestern.edu
847-467-3831
www.nusports.com

Ohio State: Dan Wallenberg

wallenberg.1@osu.edu
614-292-4095
www.ohiostatebuckeyes.com

Penn State: Brian Siegrist

tbs1@psu.edu
814-865-1757
www.GoPSUsports.com

Purdue: Cory Walton

cdwalton@purdue.edu
765-494-3201
www.purduesports.com