

# WEAVER MODELS

FALL  
2006



WEAVER MODELS • 315 POINT TOWNSHIP DRIVE • NORTHUMBERLAND, PA



## ~Fall 2006 Roster~

### Box Cars

40' Stock Cars.....	30 & 31
40' PS-1 Plug Door Box Car .....	27
40' Steel Side Double Door.....	26
50' Plug Door Box Cars .....	26 & 27
Express Box Cars .....	30
Outside Braced Box Cars .....	28 & 29
PS-1 40' Box Cars .....	29
Steel Side Box Cars .....	28

### Baggage / Mail Cars

B60b Baggage / Mail Cars .....	18 & 19
RPO Cars .....	3

### Brass Caboose

Norfolk & Western Class CF .....	24 & 25
Norfolk & Western Class CG .....	24 & 25

### Brass Electric

Milwaukee Road Little Joe Electric. . .	22 & 23
---	---------

### Brass Steam

Canadian National U4-A Royal Train 4-8-4. . .	21
Grand Trunk Western U4b 4-8-4. . . . .	21
Milwaukee Road Class S-3 4-8-4. . . . .	24 & 25
NY, New Haven I-5 Hudson. . . . .	20
NH & Hartford I-5 Hudson. . . . .	20
NKP L1a 4-6-4 .....	25
NKP L1b 4-6-4 .....	25
WWII Era NKP L1a 4-6-4 .....	24
WWII Era NKP L1b 4-6-4 .....	24

### Caboose

Northeastern Caboose .....	34 & 35
----------------------------	---------

### Coal Cars

2-Bay Composite .....	12
2-Bay Offset Side .....	13
2-Bay Ribbed Side .....	12 & 13
3-Bay Offset Side .....	14
4-Bay High Side .....	14 & 15
9-Panel Hopper Car .....	15

### Die Cast Steam

Baldwin 2-8-0 Die Cast Steamer .....	22
USRA Light Pacific Steamer. . . . .	23

### Diesels

Alco FA-2 A&B Units .....	39
Alco RS-11 .....	38 & 39
Alco RS-3 .....	40 & 41
Baldwin VO1000 .....	41
EMD GP38-2 .....	38 & 39
GE U25B .....	38 & 39



"What's new," you might ask? How about 7 new cars to join the Weaver lineup! The project I'm most excited about is the B60b Baggage / Mail Cars and the Railway Post Office Cars. Tooling for both projects is well underway and we anticipate delivery later this Fall. As with our Troop Sleeper Car Project, we feel this production will fill a void on many pikes

throughout the Country. As you may have learned with the Troop Sleepers, it is best to order early to ensure delivery!

Many of you have requested a 40' Fish Belly Flat Car. We invite you to turn the page and add this new release to your layout! Our Flat Car excitement doesn't end here. We now have our 50' Flat Car available with (2) 20' Containers of your choice mounted (see page 9) as well as 50' Flat Cars with Stakes (page 5). Of course, our Loaded 50' Flat Cars sport a fine selection of cast resin loads that will add realism and variety (pages 6 & 7).



Our new brass Switch Tower has actually arrived before the catalog and was completely sold out within a few weeks. A new shipment is scheduled to arrive in Late April (pages 22 & 23). Offered at only \$59.95 each, this is a great value!



53' Highway Trailers are now offered (pages 36 & 37), and compliment our RoadRailers™ nicely.

We have quite a variety of Brass Steam for your consideration. Check out the World War II Era NKP L1a and L1b Hudsons on page 24. Page 21 features our Canadian National U4a Royal Train. It has been quite some time since I have seen a paint scheme this awesome! Attention - Grand Trunk Western fans. We didn't forget you! Page 21 features another release of our magnificent Grand Trunk Western U4b, in two new cab numbers. Many of you will



be pleased to know we are scheduling a new release of brass New Haven I-5's as well as the script New York, New Haven & Hartford I-5 version.

Don't forget the Passenger Coaches for all this Steam! Another release of Pullman-Bradley Deluxe Coaches is just around the bend. Check them for yourself on pages 20 & 21!

Rounding out the excitement is our 2-8-0 Die Cast Steamer. 4 New liveries will join a re-run of Western Maryland and all are scheduled well before the Christmas Holiday Season. Best of all is the fact that we are now offering two new features. Sound equipped models will have the Engineer On Board™ Speed Control and Fan Driven Smoke. All this and we maintained our original price of \$595.00!



This truly has been an exciting lineup for us to plan. I hope you enjoy the variety of products offered.

Happy Railroading! *Joe Hayter*

## ~RPO Cars~



G22402 - NORFOLK & WESTERN

ALSO AVAILABLE UNDECORATED  
G22400 - UNDECORATED RPO CAR

## ~Features~

- 1/48 Scale • Ready To Run • Your Choice Of 2-Rail or 3-Rail • Built From Prototype Blue Prints •
  - Operational On 0-42 Curves • High Impact Styrene Body • 4 Different Car Numbers •
  - Individually Placed Flush Mount Window Glass • Rubber Diaphragms •
  - Interior Lighting with Easily Accessible On / Off Switch •
  - Stamped Steel Floor with Lighting Generator and Battery Box Detail •
- Approximate Car Dimensions: Length 15" • Height 3½" • Width 2½"  
\$84.95 ~ Equipped w/ Prototypically Correct 2D-P5 Die Cast Trucks

## ~6 Liveries~




G22401 - PENNSYLVANIA RR



G22404 - PENNSYLVANIA RR  
(KEYSTONE LOGO)



G22402 - NORFOLK & WESTERN



G22405 - CANADIAN NATIONAL



G22403 - NEW HAVEN



G22406 - BOSTON & MAINE

## ~Roster Continued~

### Flat Cars

40' Fish Belly Flat Car .....	4
50' Flat Car .....	4 & 5
50' Flat Cars w/ Army Vehicles .....	8
50' Flat Cars w/ Containers .....	9
50' Flat Cars w/ Stakes .....	5
Loaded 50' Flat Cars .....	6 & 7

### Gondolas

Wartime Gondolas .....	10 & 11
------------------------	---------

### Highway Trailers

53' Highway Trailers .....	36 & 37
----------------------------	---------

### Hopper Cars

4-Bay Centerflow .....	32
AC-2 Covered Hopper .....	32 & 33
PS-2 CD Grain .....	33
PS-2 Covered .....	31

### Passenger Cars

Hiawatha "Morning Train" . . . .	BACK COVER
Pullman Bradley Deluxe Coaches . . .	20 & 21

### Reefers

Wood Side .....	36
57' Mechanical .....	34 & 35

### Road Railers

RoadRailers .....	36 & 37
-------------------	---------

### Tank Cars

40' Tank Cars .....	11
50' Tank Cars .....	10

### Troop Sleepers

Express Cars .....	16 & 17
Troop Hospital Cars .....	16 & 17
Troop Kitchen Cars .....	18 & 19
Troop Kitchen MOW Cars .....	16
Troop Sleeper MOW Cars .....	17
Troop Sleepers .....	18 & 19

### Weatherization Options

Weatherization Information .....	43
----------------------------------	----

### Miscellaneous

20' Container Loads .....	8 & 9
Apparel .....	42
Brass Switch Towers .....	22 & 23
Custom Run Cars .....	43
Scalecoat Paint .....	42 & 43
Telephone Poles .....	42 & 43





## ~ 40' Fish Belly Flat Cars ~



U21906 - NORTHERN PACIFIC

### ~ Features ~

- 1/4" Scale Dimensions • Your Choice Of 2-Rail or 3-Rail • Operational On 0-31 Curves •
- Correctly Weighted Car Built From Prototype Blue Prints •
- High Impact Styrene Body • Painted With Durable Scalecoat Paint •
- Individually Mounted Brake Wheel • 4 Different Road Numbers •
- Self Equalizing Free Rolling Trucks •
- Offered In 2-Rail w/ Plastic Trucks & Couplers, 2-Rail w/ Die Cast Trucks & Couplers, 3-Rail w/ Plastic Trucks & Couplers or 3-Rail w/ Die Cast Trucks & Couplers •

Approximate Car Dimensions: Length 10" • Height 1" • Width 2½"

\$34.95 Equipped with Plastic Trucks & Couplers / Equipped with Die Cast Trucks & Couplers \$44.95

### ~ 6 Liveries ~



U21901 - MILWAUKEE ROAD

U21904 - PENNSYLVANIA



U21902 - WESTERN MARYLAND

U21905 - BOSTON & MAINE



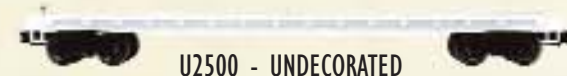
U21903 - NORFOLK & WESTERN

U21906 - NORTHERN PACIFIC

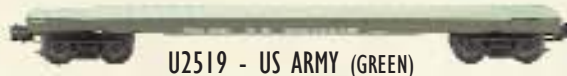


U21900 - UNDECORATED

## ~ 10 Liveries ~



U2500 - UNDECORATED



U2519 - US ARMY (GREEN)




U2520 - NEW HAVEN



U2523 - US ARMY (YELLOW)



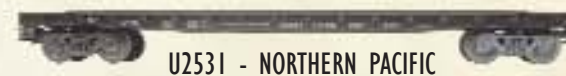
U2524 - BOSTON & MAINE



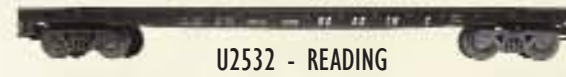
U2525 - GREAT NORTHERN



U2526 - WESTERN MARYLAND



U2531 - NORTHERN PACIFIC



U2532 - READING



U2533 - NORFOLK & WESTERN

### ~ Features ~

- 1/4" Scale Dimensions • Your Choice Of 2-Rail or 3-Rail • Operational On 0-42 Curves •
- Correctly Weighted Car Built From Prototype Blue Prints •
- High Impact Styrene Body • Painted With Durable Scalecoat Paint •
- Individually Mounted Brake Wheel • 4 Different Road Numbers •
- Self Equalizing Free Rolling Trucks •

- Offered In 2-Rail w/ Plastic Trucks & Couplers, 2-Rail w/ Die Cast Trucks & Couplers, 3-Rail w/ Plastic Trucks & Couplers or 3-Rail w/ Die Cast Trucks & Couplers •

Approximate Car Dimensions: Length 13½" • Height 1" • Width 2¾"


\$34.95 Equipped with Plastic Trucks & Couplers / Equipped with Die Cast Trucks & Couplers \$44.95



U2521 - RUTLAND

## ~ 50' Flat Cars ~

## ~ 50' Flat Cars with Stakes ~



U21803 - US ARMY (YELLOW)

### ~ Features ~

- 1/4" Scale Dimensions • Your Choice Of 2-Rail or 3-Rail • Operational On 0-42 Curves •
- Weighted Car Built From Prototype Blue Prints • High Impact Styrene Body •
- Individually Mounted Brake Wheel & Body Stakes •

- Painted With Durable Scalecoat Paint • 10 Liveries Offered • 4 Different Road Numbers •
- Offered In 2-Rail w/ Plastic Trucks & Couplers, 2-Rail w/ Die Cast Trucks & Couplers, 3-Rail w/ Plastic Trucks & Couplers or 3-Rail w/ Die Cast Trucks & Couplers •

Approximate Car Dimensions: Length 13½" • Height 3½" (including stakes) • Width 2¾"  
\$38.95 Equipped with Plastic Trucks & Couplers / Equipped with Die Cast Trucks & Couplers \$48.95

### ~ 10 Liveries ~



U21800 - US ARMY (GREEN)

U21804 - BOSTON & MAINE

U21807 - NORTHERN PACIFIC



U21801 - NEW HAVEN

U21805 - GREAT NORTHERN

U21808 - READING



U21802 - RUTLAND

U21806 - WESTERN MARYLAND

U21809 - NORFOLK & WESTERN





## ~ Loaded 50' Flat Cars ~



U22614 - RUTLAND w/ VERSION 3 LOAD

## ~ Liveries ~



U22604 - US ARMY (GRN) w/ V1 LOAD

U22612 - RUTLAND w/ V1 LOAD



U22605 - US ARMY (GRN) w/ V2 LOAD

U22613 - RUTLAND w/ V2 LOAD



U22606 - US ARMY (GRN) w/ V3 LOAD

U22614 - RUTLAND w/ V3 LOAD



U22607 - US ARMY (GRN) w/ V4 LOAD

U22615 - RUTLAND w/ V4 LOAD



U22608 - NEW HAVEN w/ V1 LOAD

U22616 - US ARMY (YEL) w/ V1 LOAD



U22609 - NEW HAVEN w/ V2 LOAD

U22617 - US ARMY (YEL) w/ V2 LOAD



U22610 - NEW HAVEN w/ V3 LOAD

U22618 - US ARMY (YEL) w/ V3 LOAD



U22611 - NEW HAVEN w/ V4 LOAD

U22619 - US ARMY (YEL) w/ V4 LOAD

## ~ Liveries ~



U22620 - BOSTON & MAINE w/ V1 LOAD

U22624 - GREAT NORTHERN w/ V1 LOAD



U22621 - BOSTON & MAINE w/ V2 LOAD

U22625 - GREAT NORTHERN w/ V2 LOAD



U22622 - BOSTON & MAINE w/ V3 LOAD

U22626 - GREAT NORTHERN w/ V3 LOAD



U22623 - BOSTON & MAINE w/ V4 LOAD

U22627 - GREAT NORTHERN w/ V4 LOAD

## ~ Features ~

- 1/4" Scale Dimensions • Your Choice Of 2-Rail or 3-Rail • Operational On 0-42 Curves •
  - Weighted Car Built From Prototype Blue Prints • High Impact Styrene Body •
  - Individually Mounted Brake Wheel & Cast Resin Loads •
  - Flat Cars are Painted With Durable Scalecoat Paint & Feature 4 Different Road Numbers •
  - Offered In 2-Rail w/ Plastic Trucks & Couplers, 2-Rail w/ Die Cast Trucks & Couplers, 3-Rail w/ Plastic Trucks & Couplers or 3-Rail w/ Die Cast Trucks & Couplers •
- Approximate Car Dimensions: Length 13½" • Height 1" • Width 2½"
- \$47.95 Equipped with Plastic Trucks & Couplers / Equipped with Die Cast Trucks & Couplers \$57.95  
(resin loads imported)



U22600 - UNDEC. w/ V1 LOAD

U22602 - UNDEC. w/ V3 LOAD




U22601 - UNDEC. w/ V2 LOAD

U22603 - UNDEC. w/ V4 LOAD

## ~ Also Available Undecorated ~

## ~ Loaded 50' Flat Cars ~



U22613 - RUTLAND w/ VERSION 2 LOAD

## ~ Liveries ~



U22628 - W. MARYLAND w/ V1 LOAD

U22636 - READING w/ V1 LOAD



U22629 - W. MARYLAND w/ V2 LOAD

U22637 - READING w/ V2 LOAD



U22630 - W. MARYLAND w/ V3 LOAD

U22638 - READING w/ V3 LOAD



U22631 - W. MARYLAND w/ V4 LOAD

U22639 - READING w/ V4 LOAD



U22632 - N. PACIFIC w/ V1 LOAD

U22640 - N & W w/ V1 LOAD



U22633 - N. PACIFIC w/ V2 LOAD

U22641 - N & W w/ V2 LOAD



U22634 - N. PACIFIC w/ V3 LOAD

U22642 - N & W w/ V3 LOAD



U22635 - N. PACIFIC w/ V4 LOAD

U22643 - N & W w/ V4 LOAD



## ~ 50' Flat Cars with Army Equipment ~



U2528 - US ARMY (GREEN)  
W/ 3 ARMY VEHICLES

### ~ Features ~

- 1/4" Scale Dimensions • Your Choice Of 2-Rail or 3-Rail • Operational On 0-42 Curves •
- Flat Car Is Built From Prototype Blue Prints •
- High Impact Styrene Body • Painted With Durable Scalecoat Paint •
- Individually Mounted Brake Wheel • Includes Army Vehicles As Indicated •
- 4 Different Road Numbers • Self Equalizing Free Rolling Trucks •
- Offered In 2-Rail w/ Plastic Trucks & Couplers, 2-Rail w/ Die Cast Trucks & Couplers, 3-Rail w/ Plastic Trucks & Couplers or 3-Rail w/ Die Cast Trucks & Couplers •

Approximate Car Dimensions: Length 13½" • Height 1" • Width 2¾"

\$47.95 Equipped with Plastic Trucks & Couplers / Equipped with Die Cast Trucks & Couplers \$57.95  
(army vehicles imported)

### ~ Liveries ~



U2527 - US ARMY (YELLOW)  
W/ 3 ARMY VEHICLES



U2529 - US ARMY (YELLOW)  
W/ 2 HELICOPTERS



U2528 - US ARMY (GREEN)  
W/ 3 ARMY VEHICLES



U2530 - US ARMY (GREEN)  
W/ 2 HELICOPTERS

## ~ 12 Liveries ~



### ~ Features ~

Sold Individually or Included With Your Favorite Flat Car Livery

- 1/48 Scale •
- Built From Prototype Blue Prints •
- High Impact Styrene Body •
- Stackable •

Approximate Load Dimensions: Length 4 15/16" • Height 2 3/16" • Width 2"  
\$7.48 Each (Mix-N-Match) -or- Included With The 50' Flat Cars Pictured To The Right  
(container loads imported)



### ~ 20' Container Loads ~

## ~ 50' Flat Cars with Containers ~



U21704 - BOSTON & MAINE CAR

### ~ Features ~


Choose Your Flat Car Livery by Product ID Number Listed Below, Then Specify The TWO Containers Of Your Choice

- 1/4" Scale Dimensions • Your Choice Of 2-Rail or 3-Rail • Operational On 0-42 Curves •
- Weighted Car Built From Prototype Blue Prints • High Impact Styrene Body •
- Individually Mounted Brake Wheel & Two (2) 20' Containers •
- Flat Cars are Painted With Durable Scalecoat Paint & Feature 4 Different Road Numbers •
- Offered In 2-Rail w/ Plastic Trucks & Couplers, 2-Rail w/ Die Cast Trucks & Couplers, 3-Rail w/ Plastic Trucks & Couplers or 3-Rail w/ Die Cast Trucks & Couplers •
- Choose Your Flat Car Livery by Product ID Number Listed Below, Then Specify The TWO Containers Of Your Choice •


Approximate Car Dimensions: Length 13½" • Height 3½" • Width 2½"

\$39.95 Equipped with Plastic Trucks & Couplers / Equipped with Die Cast Trucks & Couplers \$49.95  
(container loads imported)


### ~ 10 Liveries ~




U21700 - US ARMY (GREEN) CAR



U21701 - NEW HAVEN CAR



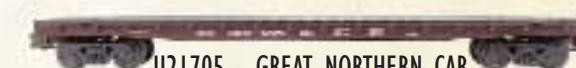
U21702 - RUTLAND CAR




U21703 - US ARMY (YELLOW) CAR



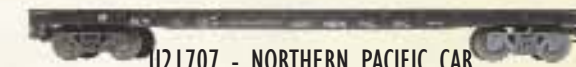
U21704 - BOSTON & MAINE CAR




U21705 - GREAT NORTHERN CAR




U21706 - WESTERN MARYLAND CAR



U21707 - NORTHERN PACIFIC CAR



U21708 - READING CAR



U21709 - NORFOLK & WESTERN CAR



## ~ 50' Tank Cars ~



U4520 - GILL & DUFFUS

## ~ Features ~

- 1/4" Scale Dimensions • Your Choice Of 2-Rail or 3-Rail • Operational On 0-42 Curves •
  - Weighted Car Built From Prototype Blue Prints • High Impact Styrene Body • Painted With Durable Scalecoat Paint •
  - Individually Mounted Ladders, Cat Walk, Wire Formed Hand Rails, Mainway Cover, Underframe w/ "See Through" Grid Work & Fully Detailed Ajax Brake System, Hazard Signs & Steps • Reinforced Upper Platform •
  - 4 Different Road Numbers • Self Equalizing Free Rolling Trucks • Offered In 2-Rail w/ Plastic Trucks & Couplers, 2-Rail w/ Die Cast Trucks & Couplers, 3-Rail w/ Plastic Trucks & Couplers or 3-Rail w/ Die Cast Trucks & Couplers •
- Approximate Car Dimensions: Length 12¾" • Height 4" • Width 2½"

\$39.95 Equipped with Plastic Trucks & Couplers / Equipped with Die Cast Trucks & Couplers \$44.95

## ~ 12 Liveries ~



U4500 - UNDECORATED

U4511 - SUNOCO

U4516 - GA KAOLIN

U4504 - AMAIZO

U4513 - CGW (MAROON)

U4517 - CARGILL

U4505 - TRUSWEET

U4514 - CGW (GREEN)

U4518 - SAFETY KLEEN

U4506 - ENGELHARD

U4515 - CARDOX

U4519 - FIRESTONE

## ~ 11 Liveries ~



ORDER IT WEATHERED!  
(see page 43 for details)

U17006 - MAINE CENTRAL

U17012 - SOUTHERN

U17001 - NORFOLK & WESTERN

U17007 - CENTRAL NEW JERSEY

U17013 - L&N

U17004 - ATSF

U17010 - NICKEL PLATE ROAD

U17014 - CHESAPEAKE & OHIO

U17005 - ROCK ISLAND

U17011 - UNION PACIFIC

U17015 - BOSTON & MAINE

## ~ Features ~

- 1/4" Scale Dimensions • Your Choice Of 2-Rail or 3-Rail • Operational On 0-42 Curves •
  - Weighted Car Built From Prototype Blue Prints •
  - High Impact Styrene Body • Fully Detailed Ajax Brake System •
  - Individually Mounted Brake Wheel, Wire Handrails and Side Ladders • Drop Ends • 4 Different Road Numbers •
  - Offered In 2-Rail w/ Plastic Trucks & Couplers, 2-Rail w/ Die Cast Trucks & Couplers, 3-Rail w/ Plastic Trucks & Couplers or 3-Rail w/ Die Cast Trucks & Couplers •
- Approximate Car Dimensions: Length 12¼" • Height 2½" • Width 2½"

\$33.95 Equipped with Plastic Trucks & Couplers / Equipped with Die Cast Trucks & Couplers \$43.95



U17012 - SOUTHERN

## ~ Wartime Gondolas ~

## ~ 40' Tank Cars ~



U1331 - CORN PRODUCTS

## ~ Features ~

- 1/4" Scale Dimensions • Your Choice Of 2-Rail or 3-Rail • Operational On 0-31 Curves •
  - Weighted Car Built From Prototype Blue Prints • High Impact Styrene Body • Reinforced Upper Platform •
  - Individually Mounted Ladders, Cat Walk, Wire Formed Handrails, Mainway Cover, Under Frame with "See Through" Grid Work, Fully Detailed Ajax Brake System, Hazard Signs & Steps •
  - Painted With Durable Scalecoat Paint • 4 Different Road Numbers •
  - Offered In 2-Rail w/ Plastic Trucks & Couplers, 2-Rail w/ Die Cast Trucks & Couplers, 3-Rail w/ Plastic Trucks & Couplers or 3-Rail w/ Die Cast Trucks & Couplers •
- Approximate Car Dimensions: Length 10" • Height 4" • Width 2½"

\$39.95 Equipped with Plastic Trucks & Couplers / Equipped with Die Cast Trucks & Couplers \$44.95

## ~ 9 Liveries ~



U1300 - UNDEC.

U1325 - JACK FROST

U1328 - NEW HAVEN

U1310 - DUPONT

U1326 - CORN PRODUCTS

U1329 - CENTRAL VERMONT

U1324 - HOOKER

U1327 - IND. MOLASSES

U1330 - STALEY



## ~ 2-Bay Composite Hoppers ~



U16018 - MONON

### ~ Features ~

- 1/4" Scale Dimensions • Your Choice Of 2-Rail or 3-Rail • Operational On 0-31 Curves •
- Weighted Car Built From Prototype Blue Prints • High Impact Styrene Body •
- Individually Mounted Brake Wheel & Fully Detailed Ajax Brake System •
- Painted With Durable Scalecoat Paint • 12 Different Road Numbers •
- Offered In 2-Rail w/ Plastic Trucks & Couplers, 2-Rail w/ Die Cast Trucks & Couplers, 3-Rail w/ Plastic Trucks & Couplers or 3-Rail w/ Die Cast Trucks & Couplers •

Approximate Car Dimensions: Length 8¾" • Height 2¾" • Width 2½"

\$34.95 Equipped with Plastic Trucks & Couplers / Equipped with Die Cast Trucks & Couplers \$44.95  
(coal loads not included)

## ~ 9 Liveries ~



U16000 - UNDEC.

U16012 - L&amp;N

U16015 - MISSOURI PACIFIC



U16007 - NKP

U16013 - SOUTHERN


U16016 - LEHIGH VALLEY

U16009 - PRR  
"BUY WAR BONDS"

U16014 - ANN ARBOR

U16017 - VIRGINIAN

## ~ 9 Liveries ~



U1105 - UNDECORATED

U1146 - US AIR FORCE

U1151 - WADDELL

U1136 - NEW HAVEN

U1148 - MONTOUR

U1152 - PM&amp;K&amp;Y - NYC

U1142 - MA-PA

U1150 - PEABODY

U1154 - NYC

### ~ Features ~

- 1/4" Scale Dimensions • Your Choice Of 2-Rail or 3-Rail • Operational On 0-31 Curves •
- Weighted Car Built From Prototype Blue Prints • High Impact Styrene Body •
- Individually Mounted Brake Wheel & Fully Detailed Ajax Brake System •
- Painted With Durable Scalecoat Paint • 12 Different Road Numbers • Self Equalizing Free Rolling Trucks •
- Offered In 2-Rail w/ Plastic Trucks & Couplers, 2-Rail w/ Die Cast Trucks & Couplers, 3-Rail w/ Plastic Trucks & Couplers or 3-Rail w/ Die Cast Trucks & Couplers •

Approximate Car Dimensions: Length 8¾" Height 2¾" Width 2½"

\$34.95 Equipped with Plastic Trucks & Couplers / Equipped with Die Cast Trucks & Couplers \$44.95  
(coal loads not included)



U1156 - BALTIMORE &amp; OHIO

## ~ 2-Bay Ribbed Side Coal Cars ~

## ~ 2-Bay Offset Side Coal Cars ~



U1155 - Chicago, Milwaukee, St. Paul &amp; Pacific

### ~ Features ~

- 1/4" Scale Dimensions • Your Choice Of 2-Rail or 3-Rail • Operational On 0-31 Curves •
- Weighted Car Built From Prototype Blue Prints • High Impact Styrene Body •
- Individually Mounted Brake Wheel & Fully Detailed Ajax Brake System •
- Painted With Durable Scalecoat Paint • 12 Different Road Numbers •
- Offered In 2-Rail w/ Plastic Trucks & Couplers, 2-Rail w/ Die Cast Trucks & Couplers, 3-Rail w/ Plastic Trucks & Couplers or 3-Rail w/ Die Cast Trucks & Couplers •

Approximate Car Dimensions: Length 8¾" • Height 2¾" • Width 2½"

\$34.95 Equipped with Plastic Trucks & Couplers / Equipped with Die Cast Trucks & Couplers \$44.95  
(coal loads not included)

## ~ 9 Liveries ~



U1100 - UNDECORATED

U1138 - CANADIAN PACIFIC

U1147 - SOUTHERN



U1102 - BALTIMORE &amp; OHIO

U1144 - GREEN BAY &amp; WESTERN

U1149 - LNE



U1103 - LEHIGH VALLEY

U1145 - ILLINOIS CENTRAL

U1153 - NORFOLK &amp; WESTERN



## ~ 3-Bay Offset Side Coal Cars ~



U3927 - ATSF


### ~ Features ~

- 1/4" Scale Dimensions • Your Choice Of 2-Rail or 3-Rail • Operational On 0-31 Curves •
  - Weighted Car Built From Prototype Blue Prints • High Impact Styrene Body • Painted With Durable Scalecoat Paint •
    - Individually Mounted Brake Wheel & Fully Detailed Ajax Brake System •
    - 12 Different Road Numbers • Self Equalizing Free Rolling Trucks •
  - Offered In 2-Rail w/ Plastic Trucks & Couplers, 2-Rail w/ Die Cast Trucks & Couplers, 3-Rail w/ Plastic Trucks & Couplers or 3-Rail w/ Die Cast Trucks & Couplers •
- Approximate Car Dimensions: Length 10¾" • Height 2¾" • Width 2½"
- \$33.95 Equipped with Plastic Trucks & Couplers / Equipped with Die Cast Trucks & Couplers \$43.95  
(coal loads not included)



## ~ 12 Liveries ~

## ~ 12 Liveries ~



### ~ Features ~


- 1/4" Scale • Your Choice Of 2-Rail or 3-Rail • Operational On 0-42 Curves •
  - Correctly Weighted Car with Concealed Stamped Steel Weights • High Impact Styrene Body •
  - Painted with Durable Scalecoat Paint • Individually Mounted Brake Wheel & Fully Detailed Ajax Brake System •
  - Finely Detailed Handrails & Ladder Rungs • Open Brake Chain • Tapered Ends with Lift Ring Holes •
  - Slope Sheet Braces • 12 Different Road Numbers •
  - Offered In 2-Rail w/ Plastic Trucks & Couplers, 2-Rail w/ Die Cast Trucks & Couplers, 3-Rail w/ Plastic Trucks & Couplers or 3-Rail w/ Die Cast Trucks & Couplers •
- Approximate Car Dimensions: Length 12½" • Height 3½" • Width 2½"
- \$34.95 Equipped with Plastic Trucks & Couplers / Equipped with Die Cast Trucks & Couplers \$44.95  
(coal loads not included)



U4904 - BURLINGTON CB&Q

## ~ 4-Bay High Side Coal Cars ~

## ~ 9-Panel Hopper Cars ~



U18005 - WESTERN MARYLAND

### ~ Features ~

- 1/4" Scale Dimensions • Your Choice Of 2-Rail or 3-Rail • Operational On 0-31 Curves •
  - Weighted Car Built From Prototype Blue Prints • Prototypically Correct End Styles •
    - High Impact Styrene Body • Painted With Durable Scalecoat Paint •
    - Individually Mounted Brake Wheel & Fully Detailed Ajax Brake System •
    - Self Equalizing Free Rolling Trucks • 12 Different Road Numbers •
  - Offered In 2-Rail w/ Plastic Trucks & Couplers, 2-Rail w/ Die Cast Trucks & Couplers, 3-Rail w/ Plastic Trucks & Couplers or 3-Rail w/ Die Cast Trucks & Couplers •
- Approximate Car Dimensions: Length 10¾" • Height 2¾" • Width 2½"
- \$32.95 Equipped with Plastic Trucks & Couplers / Equipped with Die Cast Trucks & Couplers \$42.95  
(coal loads not included)



## ~ 11 Liveries ~



## ~ Troop Kitchen / Maintenance Of Way ~



U21055 - N&W KITCHEN MOW  
\$79.95 (WITHOUT OVERHEAD LIGHTING & INTERIOR)

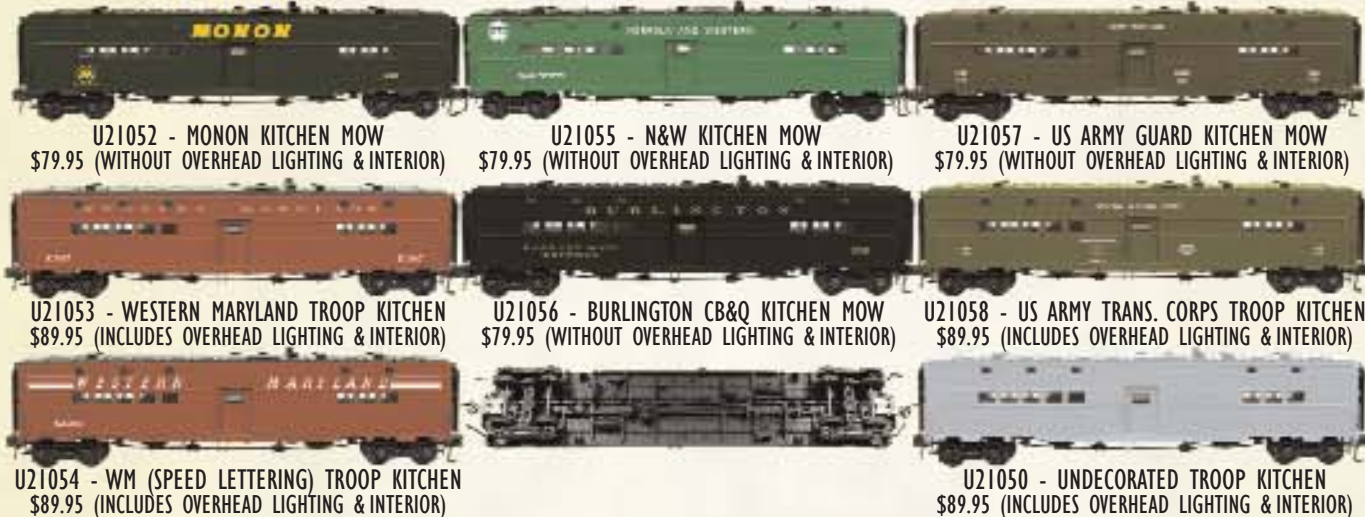
### ~ Features ~

- 1/48 Scale • Ready To Run • Your Choice Of 2-Rail or 3-Rail • Built From Prototype Blue Prints •
  - Operational On 0-31 Curves • High Impact Styrene Body • Weighs Over 1.5 lbs • 4 Different Car Numbers •
  - Equipped With Prototypically Correct High-Speed Allied Full Cushion Die Cast Trucks •
  - Individually Placed Flush Fitting Clear Window Glass • Rubber Diaphragms • Wire Formed Handrails •
  - Etched Metal Steel Grid Running Board on Roof • Also Available Undecorated •
  - Die Cast Floor w/ Underframe Details (Wood Grain Details & Prototypically Correct, Detailed, Dual Brake System) •
- PLEASE NOTE: Cars Listed For The Retail Price Of \$89.95 Include The Following:
- Detailed Interior w/ Bread Locker, Sink, Cook's Work Table, Meat Cutting Table, Refrigerator & Stove •
  - Constant Interior Overhead Lighting •

Cars Listed For The Retail Price Of \$79.95 DO NOT Include The Interior or Overhead Lighting!

Approximate Car Dimensions: Length 13¼" • Height 3¼" • Width 2½"

### ~ 7 Liveries ~



U21052 - MONON KITCHEN MOW  
\$79.95 (WITHOUT OVERHEAD LIGHTING & INTERIOR)

U21055 - N&W KITCHEN MOW  
\$79.95 (WITHOUT OVERHEAD LIGHTING & INTERIOR)

U21057 - US ARMY GUARD KITCHEN MOW  
\$79.95 (WITHOUT OVERHEAD LIGHTING & INTERIOR)

U21053 - WESTERN MARYLAND TROOP KITCHEN  
\$89.95 (INCLUDES OVERHEAD LIGHTING & INTERIOR)

U21056 - BURLINGTON CB&Q KITCHEN MOW  
\$79.95 (WITHOUT OVERHEAD LIGHTING & INTERIOR)

U21058 - US ARMY TRANS. CORPS TROOP KITCHEN  
\$89.95 (INCLUDES OVERHEAD LIGHTING & INTERIOR)

U21054 - WM (SPEED LETTERING) TROOP KITCHEN  
\$89.95 (INCLUDES OVERHEAD LIGHTING & INTERIOR)

U21050 - UNDECORATED TROOP KITCHEN  
\$89.95 (INCLUDES OVERHEAD LIGHTING & INTERIOR)

## ~ Express Cars ~



U21406 - CANADIAN NATIONAL

Express Cars Are Only \$64.95 ~ Equipped w/ Prototypically Correct High-Speed Allied Full Cushion Die Cast Trucks  
• Express Cars Are Also Available Undecorated • U21400 - UNDECORATED EXPRESS CAR

### ~ 7 Liveries ~



U21401 - RAILWAY EXPRESS AGENCY

U21403 - NEW HAVEN

U21405 - CHESAPEAKE & OHIO

U21402 - NEW YORK CENTRAL

U21404 - PENNSYLVANIA RAILROAD

U21407 - NORFOLK & WESTERN

### EXPRESS CARS & TROOP HOSPITAL CARS FEATURE:

- 1/48 Scale • Ready To Run • Your Choice Of 2-Rail or 3-Rail • Built From Prototype Blue Prints •
- Operational On 0-31 Curves • High Impact Styrene Body • Weighs Over 1.5 lbs • 4 Different Car Numbers •
- Rubber Diaphragms • Die Cast Floor w/ Underframe Details (Wood Grain Details & Prototypically Correct, Detailed, Dual Brake System) • Approximate Car Dimensions: Length 13¼" • Height 3¼" • Width 2½"



U21100 - TROOP HOSPITAL CAR

### ~ Troop Hospital ~

Troop Hospital Cars Are Only \$89.95 ~ Equipped w/ Prototypically Correct High-Speed Allied Full Cushion Die Cast Trucks  
Troop Hospital Cars Also Feature: • Constant Interior Overhead Lighting •  
• Etched Metal Steel Grid Running Board on Roof • Individually Placed Flush Fitting Clear Window Glass •

## ~ Troop Sleeper / Maintenance Of Way ~



U21212 - LACKAWANNA


### ~ Features ~

- 1/48 Scale • Ready To Run • Your Choice Of 2-Rail or 3-Rail •
- Built From Prototype Blue Prints • Operational On 0-31 Curves •
- High Impact Styrene Body • Weighs Over 1.5 lbs • 4 Different Car Numbers • Rubber Diaphragms •
- Individually Placed Flush Fitting Clear Window Glass •
- Equipped With Prototypically Correct High-Speed Allied Full Cushion Die Cast Trucks •
- Die Cast Floor w/ Underframe Details (Wood Grain Details & Prototypically Correct, Detailed, Dual Brake System) •
- Also Available Undecorated •

Approximate Car Dimensions: Length 13¼" • Height 3¼" • Width 2½"

\$79.95 ~ Equipped w/ Prototypically Correct High-Speed Allied Full Cushion Die Cast Trucks

### ~ 12 Liveries ~



U21200 - UNDECORATED

U21204 - NORFOLK & WESTERN

U21208 - WESTERN MARYLAND

U21201 - WESTERN MARYLAND

U21205 - NEW YORK CENTRAL

U21209 - WM (SPEED LETTERING)

U21202 - PENNSYLVANIA RR

U21206 - GRAND TRUNK WESTERN

U21210 - WM (CIRCULAR LOGO)

U21203 - CHESAPEAKE & OHIO

U21207 - ERIE


U21211 - LOUISVILLE & NASHVILLE



I'm  
New

## ~ B60b Baggage / Mail Cars ~

One Circular Window Pane Per Door with High Profile Roof Vents



G22202 - PENNSYLVANIA RAILROAD - REA

### ~ Features ~

G22201 - PENNSYLVANIA RAILROAD (KEYSTONE)  
G22200 - UNDECORATED VERSION

- 1/48 Scale • Ready To Run • Your Choice Of 2-Rail or 3-Rail • Built From Prototype Blue Prints •
  - Operational On 0-42 Curves • High Impact Styrene Body • 4 Different Car Numbers •
  - Individually Placed Flush Mount Window Glass • Rubber Diaphragms •
  - Equipped with Marker Lights and Easily Accessible On / Off Switch •
  - Stamped Steel Floor with Lighting Generator and Battery Box Detail •
- Approximate Car Dimensions: Length 15" • Height 3½" • Width 2½"
- \$79.95 ~ Equipped w/ Prototypically Correct 2D-P5 Die Cast Trucks

18

*The B60b's contributions to American History were to transport Baggage and Express Packages. A fabrication of the Pennsylvania Railroad, they "served" many Railroads throughout the Country as part of the Railway Express Agency. Presence of roof vents indicated the car was styled in such a manner as to carry a rider, or "messenger", whose duties were to sort the mail and packages while in transit. This was a far cry from today's air conditioning and ventilation systems. Messenger-equipped cars also sported a 6" gold star above the car number, indicating the car may be occupied. They could be spotted at the head end on long distance trains when accompanying the train for the entire trip. However, if their journey was limited to a short distance, they would be coupled on the back of the train for ease of drop off while the remainder of the train continued to its destination.*



I'm  
New

G22101 - NORFOLK & WESTERN  
G22100 - UNDECORATED VERSION

Four Rectangular Window Panes Per Door with Low Profile Roof Vents

## ~ Troop Sleeper ~



U21000 - PULLMAN TROOP SLEEPER

### TROOP SLEEPER CARS ALSO FEATURE:

- 6 Different Car Numbers •
- Detailed Interior w/ 2 Levels Of Bunk Beds and Sofa • Constant Interior Overhead Lighting •

### TROOP SLEEPER AND TROOP KITCHEN CARS FEATURE:

- 1/48 Scale • Ready To Run • Your Choice Of 2-Rail or 3-Rail • Built From Prototype Blue Prints •
  - Operational On 0-31 Curves • High Impact Styrene Body • Weighs Over 1.5 lbs •
  - Individually Placed Flush Fitting Clear Window Glass • Rubber Diaphragms • Wire Formed Handrails • Roof Vents •
  - Die Cast Floor w/ Underframe Details (Wood Grain Details & Prototypically Correct, Detailed, Dual Brake System •
- Approximate Car Dimensions: Length 13¼" • Height 3¼" • Width 2½"
- Priced At \$89.95 ~ Equipped w/ Prototypically Correct High-Speed Allied Full Cushion Die Cast Trucks

### TROOP KITCHEN CARS ALSO FEATURE:

- 4 Different Car Numbers • Also Available Undecorated •
- Etched Metal Steel Grid Running Board on Roof • Constant Interior Overhead Lighting •
- Detailed Interior w/ Bread Locker, Sink, Cook's Work Table, Meat Cutting Table, Refrigerator & Stove •



## ~ Troop Kitchen ~

U21051 - TROOP KITCHEN CAR  
U21050 - UNDECORATED VERSION

## ~ B60b Baggage / Mail Cars ~

Two Rectangular Window Panes Per Door - No Roof Vents



G22001 - PENNSYLVANIA RAILROAD  
G22000 - UNDECORATED VERSION

### ~ Features ~

- 1/48 Scale • Ready To Run • Your Choice Of 2-Rail or 3-Rail • Built From Prototype Blue Prints •
  - Operational On 0-42 Curves • High Impact Styrene Body • 4 Different Car Numbers •
  - Individually Placed Flush Mount Window Glass • Rubber Diaphragms •
  - Equipped with Marker Lights and an Easily Accessible On / Off Switch •
  - Stamped Steel Floor with Lighting Generator and Battery Box Detail •
- Approximate Car Dimensions: Length 15" • Height 3½" • Width 2½"
- \$79.95 ~ Equipped w/ Prototypically Correct 2D-P5 Die Cast Trucks

19

*Generally coupled to the front of a train, the typical duty of a Baggage Car was to carry the checked baggage for the passengers traveling on the train. These cars were not occupied by a messenger and were inaccessible to passengers while the train was in motion. Therefore they did not sport the roof vents nor the gold star.*



G22301 - LONG ISLAND  
G22300 - UNDECORATED VERSION

One Circular Window Pane Per Door - No Roof Vents

I'm  
New



~ New York, New Haven & Hartford I-5 Hudson ~



G1704 - NEW YORK, NEW HAVEN & HARTFORD I-5 (SCRIPT LOGO)

~ Features ~

Both New Haven I-5 Versions Feature:

- Limited Edition • 1/4" Scale Dimensions • Multiple Cab Numbers •
- Operational On 0-54 Curves (2-Rail = 36" Radius) • Brass Body Construction •
- Authentic Paint Schemes • Sprung Drive Wheels • TA Studios Fan Driven Smoke Unit\* •
- Detailed Cab Interior • Precision DC Can Motor • Flywheel Coasting • Constant Voltage Headlight •
- Front Operating Classification Lights • Prototypically Correct Boxpok Style Drivers •
- Authentic Coal Load •

20

Your Choice Of 2-Rail Without Sound (\$995.00) or Your Choice Of 2-Rail (AC) or 3-Rail With Authentic RailSounds® and the Industry's Premier Digital Operating Control System, TrainMaster® Command Control (\$1095.00)

(3-Rail with Sound Units Also Feature Rear Electronic Coil Coupler)

Approximate Engine Dimensions: Length 24" • Height 3¾" • Width 2½"

• Sound Equipped Models Also Feature Engineer On Board™ Speed Control •

(\*This smoke unit features an auto shut off circuit that prevents the element from burning up when out of fluid)



G1703 - NEW HAVEN I-5 (BLOCK LOGO)

~ New Haven I-5 Hudson ~

~ Pullman-Bradley Deluxe Coaches ~



G1278 - CANADIAN NATIONAL ROYAL TRAIN (CROWN LOGO) (AVAILABLE IN 4 DIFFERENT CAR NUMBERS)

G1279 - CANADIAN NATIONAL ROYAL TRAIN (CREST LOGO) (AVAILABLE IN 2 DIFFERENT CAR NUMBERS)



G1280 - BOSTON & MAINE (4 DIFFERENT CAR NUMBERS)

G1282 - GRAND TRUNK WESTERN (4 DIFFERENT CAR NUMBERS)

G1281 - CANADIAN NATIONAL (4 DIFFERENT CAR NUMBERS)

G1283 - NEW HAVEN BLACK KNIGHT (4 DIFFERENT CAR NUMBERS)



G1284 - NEW HAVEN MCGINNIS (4 DIFFERENT CAR NUMBERS)

~ Features ~

- Limited Edition • 1/4" Scale Dimensions • 85' Cars Built From Prototype Blue Prints
- Operational On 0-42 Curves (2-Rail = 36" Radius) • Rubber Diaphragms •
  - Intricately Detailed High Impact Styrene Body • Prototype Die Cast Trucks • Metal Floor with Complete Floor Details •
  - Black Plated Metal Chassis • Clear PVC Window Glass • Operational Doors • Constant Interior Lighting •
  - Detailed Interiors with Seating • Vestibule Ends with Safety Gates •
  - Individually Mounted Tool Boxes & Formed Metal Handrails • Multiple Road Names & Road Numbers •
  - Your Choice Of 2-Rail or 3-Rail • Each Car Sold Individually • \$110.00 Each •

Length: 21¼" Height: 3¾" Width: 2½"



G1277 - NEW HAVEN HUNTER GREEN (4 DIFFERENT CAR NUMBERS)

~ Canadian National U4a Royal Train ~



G1726 - CANADIAN NATIONAL U4a ROYAL TRAIN

~ Features ~

Both Engines Feature:

- Limited Edition • 1/4" Dimensions • Operational On 0-72 Curves (2-Rail = 36" Radius) •
  - Brass Body Construction • Authentic Paint Scheme • Sprung Drive Wheels •
  - TA Studios Fan Driven Smoke Unit\* • Detailed Cab Interior • Pittman DC Can Motor •
  - Flywheel Coasting • Constant Voltage Headlight • Constant Voltage Backup Light •
  - Front Operating Classification Lights • Firebox Flicker • Authentic Coal Load •
- Your Choice Of 2-Rail Without Sound (\$995.00) or Your Choice Of 2-Rail (AC) or 3-Rail With Authentic RailSounds® and the Industry's Premier Digital Operating Control System, TrainMaster® Command Control (\$1095.00)

(3-Rail with Sound Units Also Feature Rear Electronic Coil Coupler)

(\*This smoke unit features an auto shut off circuit that prevents the element from burning up when out of fluid)

Approximate Engine Dimensions: Length 24" • Height 4" • Width 2½"

Grand Trunk Western U4b Also Features Multiple Cab Numbers (The Royal Train Does Not)

21



G1713 - GRAND TRUNK WESTERN U4b

~ Grand Trunk Western U4b ~



## ~ Baldwin 2-8-0 Die Cast Switcher ~



1804 - WESTERN MARYLAND

### ~ Features ~

- Limited Edition • 1/4" Dimensions • Operational On 0-31 Curves
- Die Cast Body Construction • Sprung Drivers • Rear Operating Marker Lights •
- Front Operating Classification Lights • Illuminated Headlight & Number Board • Detailed Cab Interior •
- Multiple Cab Numbers • Multiple Roadnames • Fan Driven Smoke Unit •
- Your Choice Of 2-Rail Without Sound (\$495.00) or 2-Rail or 3-Rail With Authentic RailSounds® and the Industry's Premier Digital Operating Control System, TrainMaster® Command Control (\$595.00) •
- (3-Rail with Sound Units Also Feature Rear Electronic Coil Coupler)

Approximate Engine Dimensions: Length: 19½" • Height: 4¼" • Width: 2¾"

- Sound Equipped Models Also Feature Engineer On Board™ Speed Control •
- All Drivers Flanged (2-Rail Models Only) •

### ~ 5 Liveries ~

**4 NEW LIVERIES!**

**2 NEW FEATURES**  
Same Low Price!



1829 - MAINE CENTRAL



1827 - CANADIAN NATIONAL



1828 - GRAND TRUNK WESTERN



1826 - NEW HAVEN

## ~ Milwaukee Road Little Joe ~



G1715 - MILWAUKEE ROAD LITTLE JOE

### ~ Features ~

- 1/4" Scale Dimensions • Limited Edition • Brass Body Construction • Operational on 0-54 Curves •
- Authentic Paint Scheme • Multiple Cab Numbers • Directional Head and Backup Lamps •
- Working Classification & Marker Lamps • Twin Can Motor • Flywheel Coasting Drive • Detailed Cab Interior •
- Operational Pantographs • Sorry ~ 2-Rail Sold Out • Your Choice Of 3-Rail Without Sound (\$779.00) or 3-Rail With Authentic RailSounds® and the Industry's Premier Digital Operating Control System, TrainMaster® Command Control (\$879.00) •

(3-Rail with Sound Units Also Feature Front & Rear Electronic Coil Couplers)

Approximate Engine Dimensions: Length 22" • Height 3 7/8" • Width 2½"



- 1/4" Scale Dimensions •
- Sturdy Brass Construction with Scribed Wood Grain Detail •
- Weighs Over 7 Ounces Each •
- Nicely Detailed Interior Complete with Window Glass Inserts and Pot Belly Stove •
- Three Different Paint Schemes •

Approximate Dimensions:

Height 6¼" by 2½" by 2½"

G1950 = Cream w/ Green Trim

G1951 = Light Gray w/ Dark Gray Trim

G1952 = Yellow w/ Oxide Brown Trim

### ~ Brass Switch Towers ~

**Anytown USA...**

**ONLY \$59.95 Each!**



## ~ Die Cast USRA Light Pacific 4-6-2 ~



1908 - MAINE CENTRAL

### ~ Features ~

- Limited Edition • 1/4" Dimensions • Operational On 0-42 Curves (2-Rail = 36" Radius) •
- Die Cast Body Construction • Operational Cab Vents • Illuminated Cab • Cab Window Glass •
- Detailed Interior • Firebox Glow • Illuminated Headlight • Front Operating Classification Lights •
- Rear Operating Marker Lights • Illuminated Front & Rear Number Boards •
- Multiple Cab Numbers • Multiple Roadnames • Dual Power Pickup - Engine & Tender •
- Only Available In 2-Rail Without Sound (\$725.00) • All Drivers Flanged •

Approximate Engine Dimensions: Length 22" • Height 3 7/8" • Width 2 ½"

### ~ 5 Liveries ~



1906 - BOSTON & MAINE



1905 - NORFOLK & WESTERN



1909 - MILWAUKEE ROAD



1901 - WESTERN MARYLAND





## ~ WWII Era NKP L1a Hudson ~



G1724 - WWII Era NKP L1a HUDSON  
(BROOKS BUILT)

### ~ Features ~

- World War II Era ~ Pre-Smoke Deflector Configuration •
  - Brass Body Construction • Limited Edition • 1/4" Scale Dimensions • Multiple Cab Numbers •
  - Authentic Paint Schemes • Constant Voltage Headlight • Constant Voltage Back Up Light • Authentic Coal Load •
  - Sprung Drive Wheels • TA Studios Fan Driven Smoke Unit\* • Operational Cab Vents •
  - Detailed Cab Interior • Firebox Glow • Illuminated Cab •
  - Tender Hatches Open Allowing For Easy Access To Volume Control with Sound On / Sound Off Switch •
  - Precision DC Can Motor • Flywheel Coasting • Front Operating Classification Lights •
  - Rear Operating Marker Lights •
  - Your Choice Of 2-Rail Without Sound (\$995.00) or Your Choice Of 2-Rail (AC) or 3-Rail With Authentic RailSounds® and the Industry's Premier Digital Operating Control System, TrainMaster® Command Control (\$1095.00) • (3-Rail with Sound Units Also Feature Rear Electronic Coil Coupler)
  - (\*This smoke unit features an auto shut off circuit that prevents the element from burning up when out of fluid)
- Length: 21 3/4" Height: 3 7/8" Width: 2 1/2"

24

- Tender Hatches Open Allowing For Easy Access To Volume Control with Sound On / Sound Off Switch •
- Precision DC Can Motor • Flywheel Coasting • Front Operating Classification Lights •
- Rear Operating Marker Lights •




G1725 - WWII Era NKP L1b HUDSON  
(LIMA BUILT)

## ~ WWII Era NKP L1b Hudson ~



## ~ Norfolk & Western Cabin Cars ~

G2016 - CLASS CF  
(WOOD SHEATHED)



G2016 - CLASS CF  
(OPPOSITE SIDE)

G2018 - CLASS CG  
(ALL STEEL CONST.)



G2018 - CLASS CG  
(OPPOSITE SIDE)

G2019 - CLASS CG  
(ALL STEEL CONST.)



G2019 - CLASS CG  
(OPPOSITE SIDE)

G2017 - CLASS CG  
(ALL STEEL CONST.)



G2017 - CLASS CG  
(OPPOSITE SIDE)

### ~ Features ~

- 1/48 Scale • Ready To Run • Limited Edition • Brass Body Construction • Clear Window Glass •
- Multiple Car Numbers • Operational On 0-31 Curves • Constant Overhead Lighting • Die Cast Trucks & Couplers •
- Detailed Interior w/ Partitions, Bunks and Table • Authentic Paint Schemes •
- Approximate Car Dimensions: Length 7 3/4" • Height 3 1/2" • Width 2 1/2"
- Choice Of 2-Rail or 3-Rail • Only \$259.00 Each •



Milwaukee  
Road S-3  
2-RAIL ONLY

- 1/4" Scale Dimensions • Limited Edition • All Brass Body Construction • Authentic Paint Scheme • Sprung Drive Wheels •
- Detailed Cab Interior • Pittman DC Can Motor • Flywheel Coasting • Front Operating Classification Lights • Rear Operating Marker Lights •
- Constant Voltage Headlight • Constant Voltage Back Up Light • Operating Mars Light • Authentic Coal Load •
- Operates On 0-72 Track With Most Standard Transformers (2-Rail = 36" Radius) • Available In 2-Rail Without Sound Only (\$995.00) •

## ~ NKP L1a Hudson ~



G1722 - NKP L1a HUDSON  
(BROOKS BUILT)

### ~ Features ~

- Post World War II Era ~ Featuring Smoke Deflectors •
  - Brass Body Construction • Limited Edition • 1/4" Scale Dimensions • Multiple Cab Numbers •
  - Authentic Paint Schemes • Constant Voltage Headlight • Constant Voltage Back Up Light • Authentic Coal Load •
  - Sprung Drive Wheels • TA Studios Fan Driven Smoke Unit\* • Operational Cab Vents •
  - Detailed Cab Interior • Firebox Glow • Illuminated Cab •
  - Tender Hatches Open Allowing For Easy Access To Volume Control with Sound On / Sound Off Switch •
  - Precision DC Can Motor • Flywheel Coasting • Front Operating Classification Lights •
  - Rear Operating Marker Lights •
  - Your Choice Of 2-Rail Without Sound (\$995.00) or Your Choice Of 2-Rail (AC) or 3-Rail With Authentic RailSounds® and the Industry's Premier Digital Operating Control System, TrainMaster® Command Control (\$1095.00) • (3-Rail with Sound Units Also Feature Rear Electronic Coil Coupler)
  - (\*This smoke unit features an auto shut off circuit that prevents the element from burning up when out of fluid)
- Length: 21 3/4" Height: 3 7/8" Width: 2 1/2"

25



G1723 - NKP L1b HUDSON  
(LIMA BUILT)

## ~ NKP L1b Hudson ~



## ~ 40' Steel Side Double Door Box Cars ~



U20011 - GRAND TRUNK WESTERN

### ~ Features ~

- 1/4" Scale Dimensions • Your Choice Of 2-Rail or 3-Rail • Operational On 0-31 Curves •
  - Weighted Car Built From Prototype Blue Prints • High Impact Styrene Body • Painted With Durable Scalecoat Paint •
  - Individually Mounted Roof Walk, Doors & Tracks, Ladders & Brake Wheel • Detailed Floor •
  - 4 Different Road Numbers • Self Equalizing Free Rolling Trucks • Operational Doors •
  - Offered In 2-Rail w/ Plastic Trucks & Couplers, 2-Rail w/ Die Cast Trucks & Couplers, 3-Rail w/ Plastic Trucks and Plastic Couplers or 3-Rail w/ Die Cast Trucks & Die Cast Couplers •
  - Approximate Car Dimensions: Length 10 1/4" • Height 3 1/2" • Width 2 1/2"
- \$33.95 Equipped with Plastic Trucks & Couplers / Equipped with Die Cast Trucks & Couplers \$43.95

## ~ 11 Limeries ~



## ~ 14 Limeries ~



### ~ Features ~


- 1/4" Scale Dimensions • Your Choice Of 2-Rail or 3-Rail • Operational On 0-31 Curves •
  - Correctly Weighted Car Built From Prototype Blue Prints • High Impact Styrene Body •
  - Painted With Durable Scalecoat Paint • Individually Mounted Doors, Door Tracks & Brake Wheel •
  - Operational Doors • Self Equalizing Free Rolling Trucks • 4 Different Road Numbers •
  - Offered In 2-Rail w/ Plastic Trucks & Couplers, 2-Rail w/ Die Cast Trucks & Couplers, 3-Rail w/ Plastic Trucks & Couplers or 3-Rail w/ Die Cast Trucks & Couplers •
  - Approximate Car Dimensions: Length 12 3/4" • Height 4" • Width 2 1/2"
- \$34.95 Equipped with Plastic Trucks & Couplers / Equipped with Die Cast Trucks & Couplers \$44.95



U14021 - WP (YELLOW)

## ~ 50' Plug Door Box Cars ~

## ~ 40' PS-1 Plug Door Box Cars ~



U21507 - STATE OF MAINE

### ~ Features ~

- 1/4" Scale Dimensions • Your Choice Of 2-Rail or 3-Rail • Operational On 0-31 Curves •
  - Correctly Weighted Car Built From Pullman Standard Prints •
  - High Impact Styrene Body • Painted With Durable Scalecoat Paint •
  - Individually Mounted Roof Walk, Doors & Track, Ladders, Brake Wheel, End Brake Platform & End Tack Boards •
  - Operational Doors • 4 Different Road Numbers • Self Equalizing Free Rolling Trucks •
  - Offered In 2-Rail w/ Plastic Trucks & Couplers, 2-Rail w/ Die Cast Trucks & Couplers, 3-Rail w/ Plastic Trucks & Couplers or 3-Rail w/ Die Cast Trucks & Couplers •
  - Approximate Car Dimensions: Length 10 1/4" • Height 4" • Width 2 1/2"
- \$34.95 Equipped with Plastic Trucks & Couplers / Equipped with Die Cast Trucks & Couplers \$44.95

## ~ 7 Limeries ~



ORDER IT WEATHERED!  
(see page 43 for details)



## ~ Steel Side Box Cars ~



U3533 - NORFOLK & WESTERN

### ~ Features ~

- 1/4" Scale Dimensions • Your Choice Of 2-Rail or 3-Rail • Operational On 0-31 Curves •
- Weighted Car Built From Prototype Blue Prints • High Impact Styrene Body •
- Painted With Durable Scalecoat Paint •
- Individually Mounted Roof Walk, Doors & Tracks, Ladders & Brake Wheel • Detailed Floor •
- 4 Different Road Numbers • Self Equalizing Free Rolling Trucks • Operational Doors •
- Offered In 2-Rail w/ Plastic Trucks & Couplers, 2-Rail w/ Die Cast Trucks & Couplers, 3-Rail w/ Plastic Trucks & Couplers or 3-Rail w/ Die Cast Trucks & Couplers •
- Approximate Car Dimensions: Length 10 1/4" • Height 3 1/2" • Width 2 1/2"

\$33.95 Equipped with Plastic Trucks & Couplers / Equipped with Die Cast Trucks & Couplers \$43.95

## ~ 10 Liveries ~



U3523 - DELAWARE & HUDSON

U3527 - ILLINOIS CENTRAL

U3530 - GRAND TRUNK WESTERN



U3525 - WEST INDIA

U3528 - SOUTHERN PACIFIC

U3531 - BESSEMER & LAKE ERIE



U3526 - GREEN MOUNTAIN

U3529 - SL / SF "FRISCO"

U3532 - BOSTON & MAINE

## ~ 9 Liveries ~



U3300 - UNDECORATED

U3323 - MAINE CENTRAL

U3326 - NEW HAVEN

U3301 - CB&Q

U3324 - MILWAUKEE ROAD (BOX CAR RED)

U3327 - PS&N

U3322 - BOSTON & MAINE

U3325 - WESTERN MARYLAND

U3328 - MILWAUKEE ROAD (GRAY)

### ~ Features ~

- 1/4" Scale Dimensions • Your Choice Of 2-Rail or 3-Rail • Operational On 0-31 Curves •
- Weighted Car Built From Prototype Blue Prints •
- High Impact Styrene Body • Painted With Durable Scalecoat Paint •
- Individually Mounted Roof Walk, Doors & Tracks, End Ladders, Side Ladders & Brake Wheel •
- 4 Different Road Numbers • Detailed Floor • Self Equalizing Free Rolling Trucks • Operational Doors •
- Offered In 2-Rail w/ Plastic Trucks & Couplers, 2-Rail w/ Die Cast Trucks & Couplers, 3-Rail w/ Plastic Trucks & Couplers or 3-Rail w/ Die Cast Trucks & Couplers •
- Approximate Car Dimensions: Length 10 1/4" • Height 3 1/2" • Width 2 1/2"

\$33.95 Equipped with Plastic Trucks & Couplers / Equipped with Die Cast Trucks & Couplers \$43.95



U3329 - SOUTHERN PACIFIC

## ~ Outside Braced Box Cars ~

## ~ PS-1 40' Box Cars ~



U2146 - GRAND TRUNK WESTERN

### ~ Features ~

- 1/4" Scale Dimensions • Your Choice Of 2-Rail or 3-Rail • Operational On 0-31 Curves •
- Correctly Weighted Car Built From Pullman Standard Prints •
- High Impact Styrene Body • Painted With Durable Scalecoat Paint •
- Individually Mounted Roof Walk, Doors & Track, Ladders, Brake Wheel, End Brake Platform & End Tack Boards •
- Operational Doors • 4 Different Road Numbers • Self Equalizing Free Rolling Trucks •
- Offered In 2-Rail w/ Plastic Trucks & Couplers, 2-Rail w/ Die Cast Trucks & Couplers, 3-Rail w/ Plastic Trucks & Couplers or 3-Rail w/ Die Cast Trucks & Couplers •
- Approximate Car Dimensions: Length 10 1/4" • Height 4" • Width 2 1/2"

\$34.95 Equipped with Plastic Trucks & Couplers / Equipped with Die Cast Trucks & Couplers \$44.95

## ~ 10 Liveries ~



U2128 - TP&W

U2139 - READING, BLUE MTN & NORTHERN

U2143 - CHICAGO SOUTH SHORE



U2133 - MAINE CENTRAL

U2140 - PENNSYLVANIA RR

U2144 - MISSOURI PACIFIC



U2137 - NORFOLK & WESTERN

U2142 - PA PRODUCE

U2145 - NEW YORK CENTRAL



## ~ Express Box Cars ~



EBC65 - SOUTHERN PACIFIC

## ~ Features ~

- 1/4" Scale Dimensions • Your Choice Of 2-Rail or 3-Rail • Operational On 0-31 Curves •
- Correctly Weighted Car • High Impact Styrene Body •
- Painted With Durable Scalecoat Paint •
- Individually Mounted Roof Walk, Doors & Track, Ladders, Brake Wheel, End Brake Platform & End Tack Boards •
- Operational Doors • 4 Different Road Numbers • Self Equalizing Free Rolling Trucks •
- Offered In 2-Rail w/ Plastic Trucks & Couplers, 2-Rail w/ Die Cast Trucks & Couplers, 3-Rail w/ Plastic Trucks & Couplers or 3-Rail w/ Die Cast Trucks & Couplers •

Approximate Car Dimensions: Length 10 1/4" • Height 4" • Width 2 1/2"

\$34.95 Equipped with Plastic Trucks & Couplers / Equipped with Die Cast Trucks & Couplers \$44.95

## ~ 9 Liveries ~



EBC51 - MILWAUKEE ROAD

EBC63 - NEW HAVEN

EBC66 - SEABOARD

EBC61 - CANADIAN NATIONAL

EBC64 - BOSTON & MAINE

EBC67 - GRAND TRUNK WESTERN

EBC62 - CENTRAL NEW JERSEY

EBC65 - SOUTHERN PACIFIC

EBC68 - KANSAS CITY SOUTHERN

## ~ 8 Liveries ~



U4300 - UNDECORATED

U4321 - VIRGINIAN

U4317 - D&RGW

U4319 - CHICAGO, MILWAUKEE & ST. PAUL

U4322 - ROCK ISLAND

U4318 - CP RAIL

U4320 - TEXAS & PACIFIC

U4323 - SEABOARD

## ~ Features ~

- 1/4" Scale Dimensions • Your Choice Of 2-Rail or 3-Rail • Operational On 0-31 Curves •
- Correctly Weighted Car Built From Prototype Blue Prints •
- High Impact Styrene Body • Painted With Durable Scalecoat Paint •
- Individually Mounted Roof Walk, Ladders, Brake Wheel, End Brake Platform & End Tack Boards •
- 4 Different Road Numbers • Detailed Floor • Self Equalizing Free Rolling Trucks •
- Offered In 2-Rail w/ Plastic Trucks & Couplers, 2-Rail w/ Die Cast Trucks & Couplers, 3-Rail w/ Plastic Trucks & Couplers or 3-Rail w/ Die Cast Trucks & Couplers •

Approximate Car Dimensions: Length 10 1/4" • Height 4" • Width 2 1/2"

\$34.95 Equipped with Plastic Trucks & Couplers / Equipped with Die Cast Trucks & Couplers \$44.95



U4324 - MILWAUKEE ROAD

## ~ 40' Stock Cars ~

## ~ PS-2 Covered Hoppers ~



U1935 - BOSTON & MAINE

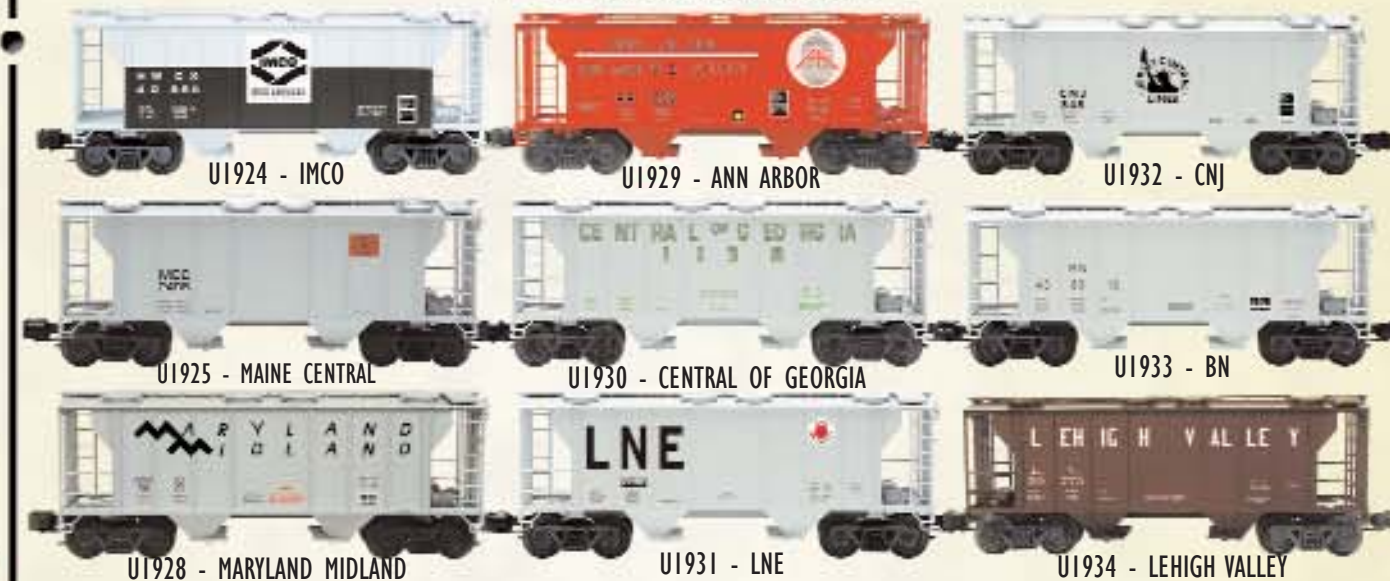
## ~ Features ~

- 1/4" Scale Dimensions • Your Choice Of 2-Rail or 3-Rail • Operational On 0-31 Curves •
- Weighted Car Built From Pullman Standard Prints • High Impact Styrene Body •
- Painted With Durable Scalecoat Paint • Individually Mounted Roof Walk, Roof Hatches, Brake Wheel, Discharge Hatches & Fully Detailed Ajax Brake System • Self Equalizing Free Rolling Trucks • 4 Different Road Numbers •
- Offered In 2-Rail w/ Plastic Trucks & Couplers, 2-Rail w/ Die Cast Trucks & Couplers, 3-Rail w/ Plastic Trucks & Couplers or 3-Rail w/ Die Cast Trucks & Couplers •

Approximate Car Dimensions: Length 8 3/4" • Height 3 1/2" • Width 2 1/2"

\$33.95 Equipped with Plastic Trucks & Couplers / Equipped with Die Cast Trucks & Couplers \$43.95

## ~ 10 Liveries ~



U1924 - IMCO

U1929 - ANN ARBOR

U1932 - CNJ

U1925 - MAINE CENTRAL

U1930 - CENTRAL OF GEORGIA

U1933 - BN

U1928 - MARYLAND MIDLAND

U1931 - LNE

U1934 - LEHIGH VALLEY



## ~ 4-Bay Centerflow Hoppers ~



U1726 - SCLAIR

### ~ Features ~

- 1/4" Scale Dimensions • Your Choice Of 2-Rail or 3-Rail • Operational On 0-42 Curves •
  - Weighted Car Built From ACF Blue Prints • High Impact Styrene Body • Painted With Durable Scalecoat Paint •
  - Individually Mounted Roof Hatches, Roof Walk, Brake Wheel & Discharge Hatches •
  - 4 Different Road Numbers • Self Equalizing Free Rolling Trucks •
  - Offered In 2-Rail w/ Plastic Trucks & Couplers, 2-Rail w/ Die Cast Trucks & Couplers, 3-Rail w/ Plastic Trucks & Couplers or 3-Rail w/ Die Cast Trucks & Couplers •
  - Approximate Car Dimensions: Length 13¾" • Height 4" • Width 2½"
- \$34.95 Equipped with Plastic Trucks & Couplers / Equipped with Die Cast Trucks & Couplers \$44.95

## ~ 9 Lineries ~



U1700 - UNDECORATED

U1720 - GTW

U1723 - STAUFFER CHEMICALS



U1718 - CARGILL

U1721 - SHELL PLASTICS

U1724 - FMC CHEMICALS

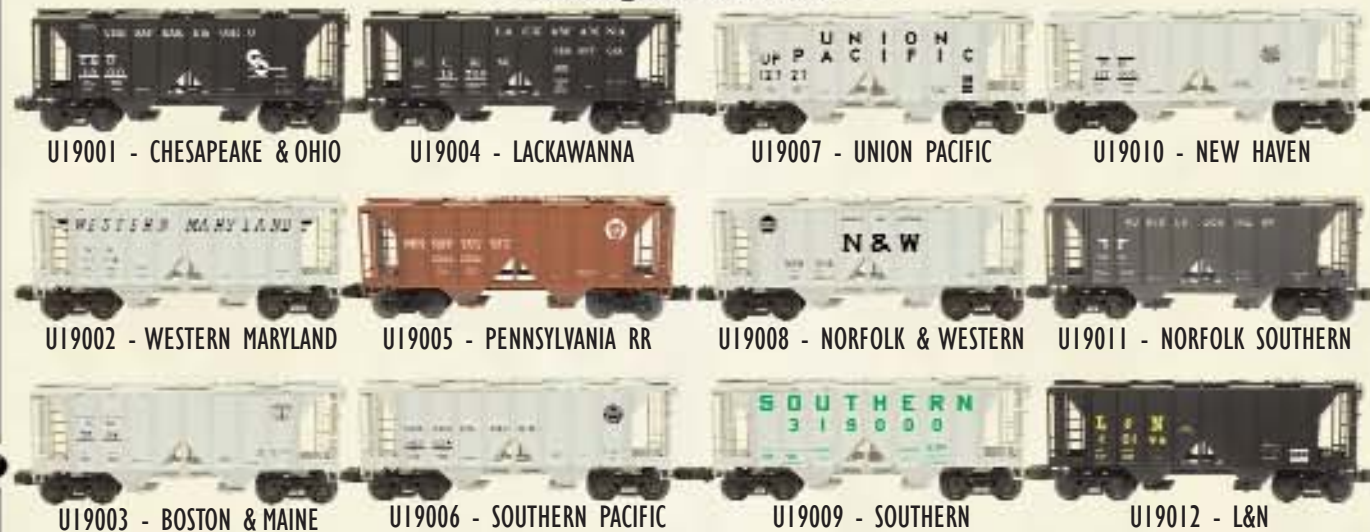


U1719 - PRESSUREAIDE

U1722 - CORN PRODUCTS

U1725 - VERMONT RAILWAY

## ~ 13 Lineries ~



U19001 - CHESAPEAKE & OHIO

U19004 - LACKAWANNA

U19007 - UNION PACIFIC

U19010 - NEW HAVEN

U19002 - WESTERN MARYLAND

U19005 - PENNSYLVANIA RR

U19008 - NORFOLK & WESTERN

U19011 - NORFOLK SOUTHERN

U19003 - BOSTON & MAINE

U19006 - SOUTHERN PACIFIC

U19009 - SOUTHERN

U19012 - L&N

### ~ Features ~

- 1/4" Scale Dimensions • Your Choice Of 2-Rail or 3-Rail • Operational On 0-31 Curves •
  - Weighted Car Built From Prototype Prints • High Impact Styrene Body • Painted With Durable Scalecoat Paint •
  - Individually Mounted Open Grate Roof Walk, Roof Hatches, Brake Wheel, Discharge Hatches & Fully Detailed Ajax Brake System • Self Equalizing Free Rolling Trucks • 4 Different Road Numbers •
  - Offered In 2-Rail w/ Plastic Trucks & Couplers, 2-Rail w/ Die Cast Trucks & Couplers, 3-Rail w/ Plastic Trucks & Couplers or 3-Rail w/ Die Cast Trucks & Couplers •
  - Approximate Car Dimensions: Length 8¾" • Height 3½" • Width 2½"
- \$35.95 Equipped with Plastic Trucks & Couplers / Equipped with Die Cast Trucks & Couplers \$45.95



U19013 - GRAND TRUNK WESTERN

## ~ AC-2 Covered Hoppers ~

## ~ PS-2 CD Grain Hoppers ~



U3731 - CLINCHFIELD

### ~ Features ~

- 1/4" Scale Dimensions • Your Choice Of 2-Rail or 3-Rail • Operational On 0-31 Curves •
  - Weighted Car Built From Pullman Standard Prints • High Impact Styrene Body •
  - Painted With Durable Scalecoat Paint •
  - Individually Mounted Roof Hatches, Roof Walk, Brake Wheel & Discharge Hatches •
  - 4 Different Road Numbers • Self Equalizing Free Rolling Trucks •
  - Offered In 2-Rail w/ Plastic Trucks & Couplers, 2-Rail w/ Die Cast Trucks & Couplers, 3-Rail w/ Plastic Trucks & Couplers or 3-Rail w/ Die Cast Trucks & Couplers •
  - Approximate Car Dimensions: Length 12¾" • Height 3¾" • Width 2½"
- \$33.95 Equipped with Plastic Trucks & Couplers / Equipped with Die Cast Trucks & Couplers \$43.95

## ~ 10 Lineries ~



U3713 - LEXAN

U3724 - GRAND TRUNK WESTERN

U3727 - CARGILL



U3722 - UNION PACIFIC (SUGAR)

U3725 - MKT

U3729 - CANADIAN NATIONAL



U3723 - MILWAUKEE ROAD

U3726 - ANN ARBOR

U3730 - NORFOLK & WESTERN



## ~ Northeastern Cabooses ~



U2957 - LONG ISLAND

### ~ Features ~

- 1/4" Scale Dimensions • Your Choice Of 2-Rail or 3-Rail • Operational On 0-31 Curves • 4 Different Road Numbers •
- Weighted Car Built From Prototype Blue Prints • High Impact Styrene Body • Painted With Durable Scalecoat Paint •
- Fully Detailed Interior with Figurine • \*Constant Overhead Lighting\* • Clear Window Glass •
- Offered In 2-Rail w/ Plastic Trucks & Couplers, 2-Rail w/ Die Cast Trucks & Couplers, 3-Rail w/ Plastic Trucks & Couplers or 3-Rail w/ Die Cast Trucks & Couplers •

Approximate Car Dimensions: Length 7½" • Height 3½" • Width 2½"

\$46.95 Equipped with Plastic Trucks & Couplers / Equipped with Die Cast Trucks & Couplers \$51.95

(\*Constant Overhead Lighting NOT Available On 2-Rail Models Equipped With Plastic Trucks & Couplers\*)

### ~ 24 Liveries ~



U2901 - PRR (TUSCAN RED)



U2936 - MARYLAND MIDLAND



U2918 - PRR (FOCAL ORANGE)



U2934 - C&NW



U2937 - ICG



U2924 - NH



U2935 - CP RAIL



U2939 - L&N

## ~ More 57' Mechanical Reefer Liveries ~



U12021 - TROPICANA

U12023 - MILWAUKEE ROAD

U12025 - CHICAGO & NORTHWESTERN



U12022 - TROPICANA

U12024 - PFE

U12026 - CANADIAN NATIONAL

In addition to the normal features, cars equipped with sound will also feature a 2" speaker. Three LED lights are mounted in the control unit (located below the radiator) indicating the on / off function of the diesel motor. (Due to the electrical pickup of the 2-Rail models, 2-Rail sound equipped models are available only with die cast trucks and couplers - sorry, sound is not available on 2-Rail models with plastic trucks and plastic couplers).

### ~ More Northeastern Caboose Liveries ~



U2941 - WM

U2947 - GTW

U2952 - MILWAUKEE ROAD



U2942 - MAINE CENTRAL

U2948 - CN

U2953 - LEHIGH VALLEY



U2943 - US ARMY

U2949 - CENTRAL VERMONT

U2954 - NEW HAVEN



U2944 - SOUTHERN

U2950 - DWP

U2955 - READING




U2946 - RUTLAND

U2951 - LEHIGH & NEW ENGLAND

U2956 - CHICAGO SOUTH SHORE

## ~ 57' Mechanical Reefers ~



U12014 - BAR

### ~ Features ~

- 1/4" Scale Dimensions • Your Choice Of 2-Rail or 3-Rail • Operational On 0-42 Curves •
- Correctly Weighted Car Built From Prototype Blue Prints • High Impact Styrene Body •
- Painted With Durable Scalecoat Paint • Individually Mounted Brake Wheel, Number Boards, End Brake Platform, Side & End Ladders and Diesel Fuel Tank • Self Equalizing Free Rolling Trucks •
- Open Mesh Sliding Door For Diesel Motor Access w/ Diesel Motor Control Panel • Diesel Motor Exhaust Stack •
- Open Grill End Walks • Open Mesh Ventilation Screen For Motor • 4 Different Road Numbers •
- Offered In 2-Rail w/ Plastic Trucks & Couplers, 2-Rail w/ Die Cast Trucks & Couplers, 3-Rail w/ Plastic Trucks & Couplers or 3-Rail w/ Die Cast Trucks & Couplers •
- \*\*\*Diesel Motor Sound / Control Unit Lights Optional • Correct Shock Control Mount for 2-Rail •

Approximate Car Dimensions: Length 14" • Height 3 5/8" • Width 2½"

\$36.95 Equipped with Plastic Trucks & Couplers / Equipped with Die Cast Trucks & Couplers \$46.95

### ~ 16 Liveries ~



U12007 - MAINE CENTRAL

U12013 - UNION PACIFIC

U12018 - TROPICANA



U12009 - N&W MOPAC

U12015 - BNSF "ICICLE CAR"

U12019 - TROPICANA



U12010 - BURLINGTON NORTHERN

U12017 - PA PRODUCE

U12020 - TROPICANA

\*\*\* (\$15.00 extra for optional sound - be sure to indicate you want the sound option by placing "LP" after the product ID number)



MADE IN THE  
USA16 WOOD  
SIDE REEFER  
LIVERIES!

~Features~

U3145 - QUINNS IRISH ALE

- 1/4" Scale Dimensions • Your Choice Of 2-Rail or 3-Rail • Operational On 0-31 Curves •
- Weighted Car Built From Prototype Blue Prints • High Impact Styrene Body • Painted With Durable Scalecoat Paint •
- Individually Mounted Ladders, Roof Walk (w/ Simulated Individual Roof Walk Boards) & Brake Wheel •
- Detailed Floor • 4 Different Road Numbers • Self Equalizing Free Rolling Trucks •
- Offered In 2-Rail w/ Plastic Trucks & Couplers, 2-Rail w/ Die Cast Trucks & Couplers, 3-Rail w/ Plastic Trucks & Couplers or 3-Rail w/ Die Cast Trucks & Couplers •

Approximate Car Dimensions: Length 10 1/4" • Height 3 1/2" • Width 2 1/2"

\$35.95 Equipped with Plastic Trucks &amp; Couplers / Equipped with Die Cast Trucks &amp; Couplers \$45.95



~5 Liveries~



U22503 - SCHNEIDER



U22504 - TRIPLE CROWN (LARGE LOGO)



U22505 - HEARTLAND EXPRESS



U22506 - JB HUNT

U22507 - YELLOW  
(FRONT & BACK OF TRAILER FEATURES THE YELLOW LOGO)

ALSO AVAILABLE UNDECORATED:

- U22500 = UNDECORATED 53' TRAILER, RIBBED
- U22501 = UNDECORATED 53' TRAILER, SMOOTH SIDE
- U22502 = UNDECORATED 53' TRAILER, SMOOTH SIDE WITH SIDE DOOR

~Features~

- 1/4" Scale Dimensions • Great Feature For Use On Layouts •
- Built From Wabash National Prints • High Impact Styrene Body •
- Individually Mounted Landing Gear and Tires •
- 4 Different Road Numbers •

Approximate Trailer Dimensions: Length 13 1/4" • Height 35/8" • Width 21/8"  
\$36.95 Each

~53' Highway Trailers~

MADE IN THE  
USA

~RoadRailers®~

U21614 - SWIFT TRANSPORTATION COMPANY

Roadrailers® ALSO AVAILABLE UNDECORATED:

- U21600 = UNDEC. ROADRAILER®, SMOOTH SIDES
- U22601 = UNDEC. ROADRAILER®, RIBBED SIDES
- U22602 = UNDEC. ROADRAILER®, SMOOTH SIDE, WITH SIDE DOORS



U21611 - CLIPPER CONTROLLED LOGISTICS

~Features~

P759 = 2-RAIL  
COUPLERMATE™  
(plastic only / 2-Rail Coupler NOT Included)

- 1/4" Scale Dimensions • Your Choice Of 2-Rail or 3-Rail • Operational On 0-31 Curves •
  - Built From Wabash National Prints • High Impact Styrene Body •
  - Individually Mounted Landing Gear, Tires and Rail Bogie, Roller Bearing Truck • 4 Different Road Numbers •
  - Offered In 2-Rail w/ Plastic Truck, 2-Rail w/ Die Cast Truck, 3-Rail w/ Plastic Truck or 3-Rail w/ Die Cast Truck •
- Approximate Car Dimensions: Length 13 1/4" • Height 35/8" • Width 21/8"  
\$39.95 Equipped with Plastic Truck / Equipped with Die Cast Truck \$44.95  
(Each RoadRailer® Trailer Connects Into The Bogie On the Trailer In Front Of It. One CouplerMate™ Is Required Per Train For Connecting The First RoadRailer® To Your Motive Power. CouplerMate™ Sold Separately).

~14 Liveries~



U21603 - AMTRAK

U21607 - SWIFT

U21612 - ALLIANCE SHIPPERS

U21604 - TRIPLE CROWN (MEDIUM LOGO)

U21608 - SCHNEIDER

U21613 - CANADIAN NATIONAL ROADRAILER

U21605 - TRIPLE CROWN (LARGE LOGO)

U21609 - CN ROADRAILER

U21615 - WABASH ROADRAILER

U21606 - EXPRESS TRAK

U21610 - ICE COLD EXPRESS

U21616 - AMTRAK US MAIL



## ~ GP38-2 Diesel Locomotives ~



U7586 - DT&I

### ~ Features ~

- 1/4" Scale Dimensions • Metal Handrails • Directional Lighting • High Impact Styrene Body • Painted With Durable Scalecoat Paint • Operational On 0-31 Curves (2-Rail = 36" Radius) • Heavy Gauge Stamped Steel Floor • Offered In Multiple Road Numbers • Die Cast Couplers, Gear Box & Fuel Tank • Front & Rear Electronic Coil Coupler (3-Rail LP Only) • Twin Vertical Can Motors with Flywheel Coasting Drive • Your Choice Of 2-Rail or 3-Rail Without Sound (\$259.00) or Your Choice Of 2-Rail or 3-Rail With Authentic RailSounds® and the Industry's Premier Digital Operating Control System, TrainMaster® Command Control \$339.00 • 3-Rail Without Sound Models Feature Diesel Horn & Bell Sounds • (Non-Powered "Dummy Units" Also Available for \$159.95)

Approximate Engine Dimensions: Length 14½" • Height 3½" • Width 2½"

2-Rail & 3-Rail Sound Equipped Models Are Available With Engineer On Board™ Speed Control Option\*\*

\*\* Please Include An Additional \$50.00 When Ordering The EOB Option\*\*

### ~ 18 Liveries ~



## ~ More Diesel Locomotives ~

U25B Engine Dimensions:  
Length 16" • Height 3¾" • Width 2½"



~ U25B ~

RS-11 Engine Dimensions:  
Length 13¼" • Height 3½" • Width 2½"



~ RS-11 ~

### ~ Both Engines Feature ~

- 1/4" Scale Dimensions • Metal Handrails • Directional Lighting • Die Cast Trucks, Couplers & Fuel Tank • Front & Rear Electronic Coil Coupler (3-Rail LP Only) • Directional Lockout (3-Rail Conventional Mode Only) • Lighted Number Boards • Operational On 0-31 Curves (2-Rail = 36" Radius) • Heavy Gauge Stamped Steel Floor • Offered In Multiple Road Numbers • Die Cast Drive Train • Twin Vertical Can Motors With Flywheel Coasting Drive • Your Choice Of 2-Rail or 3-Rail Without Sound (\$279.00) or Your Choice Of 2-Rail or 3-Rail With Authentic RailSounds® and the Industry's Premier Digital Operating Control System, TrainMaster® Command Control \$329.00 • (Non-Powered "Dummy Units" Also Available for \$159.95) •



1327 - PRR U25B



1353 - ROCK ISLAND U25B



1342 - D&H U25B



1409 - C&NW RS-11



1413 - ME. CENTRAL (ORG) RS-11



1414 - ME. CENTRAL (GRN) RS-11




1413 - DW&P RS-11

### ~ More GP38-2 Liveries ~



## ~ FA-2 A & B Diesel Locomotives ~



What A Deal! Order any FA-2 A-Unit livery, powered, with diesel horn & bell and receive the FB-2 B-Unit in a non-powered "Dummy" Unit. All this for only \$199.00 (plus shipping). Applies to 3-Rail and 2-Rail Conventional\*. (\*no sound on 2-Rail)

### ~ Features ~

- 1/4" Scale Dimensions • Directional Lighting • Operational On 0-31 Curves (2-Rail = 36" Radius) • Heavy Gauge Stamped Steel Floor • Offered In Multiple Road Numbers • Die Cast Couplers • Front & Rear Electronic Coil Coupler (3-Rail LP Only) • Die Cast Trucks • Die Cast Fuel Tank • Twin Vertical Can Motors with Flywheel Coasting Drive • Your Choice Of 2-Rail or 3-Rail Without Sound (\$259.00) or Your Choice Of 2-Rail or 3-Rail With Authentic RailSounds® and the Industry's Premier Digital Operating Control System, TrainMaster® Command Control (\$339.00) • 3-Rail Without Sound Models Feature Diesel Horn & Bell Sounds • (Non-Powered "Dummy Units" Also Available for \$159.95)

Approximate Engine Dimensions: Length 14½" • Height 3½" • Width 2½"

2-Rail & 3-Rail Sound Equipped Models Are Available With Engineer On Board™ Speed Control Option\*\*

\*\* Please Include An Additional \$50.00 When Ordering The EOB Option\*\*

### ~ 7 Liveries ~







U5548 - CP RAIL

### ~ Features ~

- 1/4" Scale Dimensions • Metal Handrails • Directional Lighting •
  - Operational On 0-31 Curves (2-Rail = 36" Radius) • Heavy Gauge Stamped Steel Floor •
  - Offered In Multiple Road Numbers • Die Cast Couplers • Front & Rear Electronic Coil Coupler (3-Rail LP Only) •
  - Die Cast Trucks • Die Cast Fuel Tank • Twin Vertical Can Motors with Flywheel Coasting Drive •
  - Your Choice Of 2-Rail or 3-Rail Without Sound (\$259.00) or Your Choice Of 2-Rail or 3-Rail With Authentic RailSounds® and the Industry's Premier Digital Operating Control System, TrainMaster® Command Control \$339.00 • 3-Rail Without Sound Models Feature Diesel Horn & Bell Sounds •
- (Non-Powered "Dummy Units" Also Available for \$159.95)

Approximate Engine Dimensions: Length 13¼" • Height 3½" • Width 2½"


2-Rail & 3-Rail Sound Equipped Models Are Available With Engineer On Board™ Speed Control Option\*\*

\*\* Please Include An Additional \$50.00 When Ordering The EOB Option\*\*

### ~ 25 Liveries ~



### ~ More RS-3 Liveries ~



U5572 - WESTERN PACIFIC

### ~ Features ~


- 1/4" Scale Dimensions • Metal Handrails • Directional Lighting •
- Operational On 0-31 Curves (2-Rail = 36" Radius) • Heavy Gauge Stamped Steel Floor •
- Die Cast Trucks, Couplers & Fuel Tank • Front & Rear Electronic Coil Coupler (3-Rail LP Only) •
- Directional Lockout (3-Rail Conventional Mode Only) • Die Cast Drive Train •
- Twin Vertical Can Motors With Flywheel Coasting Drive •
- Your Choice Of 2-Rail Without Sound (\$289.00) or 2-Rail or 3-Rail With Authentic RailSounds® and the Industry's Premier Digital Operating Control System, TrainMaster® Command Control (\$339.00) •

Approximate Engine Dimensions: Length 11½" • Height 3½" • Width 2½"

Sound Equipped Models Also Feature Engineer On Board™ Speed Control

(\*DENOTES ENGINEER ON BOARD™ NOT AVAILABLE IN THIS PARTICULAR LIVERY)

### ~ 16 Liveries ~





## ~ Weaver Wear ~

wvCT102 = ADAMS CAP  
(Navy w/ Khaki Trim)  
\$12.95

wv12402 = HENLEY LONG SLEEVE SHIRT  
GN = Green / NV = Navy  
KH = Khaki / BK = Black  
\$19.95

wvMUG = TRAVEL MUG  
\$6.95

wvG2000 = GILDAN T-SHIRT  
GR = Gray / NV = Navy  
BK = Black  
\$13.95

wvBG72 = SPORT DUFFEL  
(Black) \$27.95

wv71080 = LEE DENIM  
BUTTON-DOWN SHIRT  
LT BL = Light Blue Denim  
DK BL = Dark Blue Denim  
\$34.95

wv1362 = CHAMBRAY SHIRT  
\$38.95

wvS608 = LONG SLEEVE DRESS SHIRT  
BK = Black  
NV = Navy  
ST = Light Stone  
\$27.95

XLG & XXLG Shirt Sizes - ADD \$1.50 TO RETAIL PRICE

GN = Green

NV = Navy

KH = Khaki

BK = Black

wv8908 = JACKET  
(navy) \$39.95

"WEAVER WEAR" SHIPPING CHARGES:  
\$0 to \$50.00 = \$6.95  
\$51.00 to \$200.00 = \$8.95  
\$201.00 to \$350.00 = \$11.75  
\$351.00 & UP = \$15.75

## Scalecoat Model Paint

70 Colors Available  
plus 20 Restoration Colors  
and 6 Weatherization Colors!

6 Ounce Spray  
1 Ounce Bottles  
2 Ounce Bottles

Do You  
Know  
The Best  
Way To  
Paint?

MADE  
IN  
THE  
USA

## ~ Parts ~

We offer an extensive line of Plastic and Die Cast Trucks and Couplers as well as various Coal, Container and Stake Loads along with a good selection of Car Weights. For a detailed list of all parts available, please visit our web site at [www.weavermodels.com/page24.html](http://www.weavermodels.com/page24.html) or call us at 570-473-9434 for more information.



Die Cast Allied Cushion Truck



Die Cast Archbar Truck - Coil Spring



Die Cast Bettendorf Truck



2-Bay Coal Load



3-Rail Truck Mounted  
2-Rail Coupler Receiver



3-Bay Coal Load

P739 = Unassembled Bulk Pack Of 60 Crossarms  
& (15) 9 Inch Poles \$22.95

P740 = Unassembled Bulk Pack Of 36 Crossarms  
& (18) 6 Inch Poles \$22.95

Paint  
Insulators  
Your

P742 - 1-Oz.  
Bottle Scalecoat II  
Insulator Glass  
Green Paint \$2.39



3-Rail  
Die Cast Coupler

Assembled  
Poles



P737 = 6 Assembled 6 Inch Poles  
w/ 2 Crossarms \$14.49  
P738 = 6 Assembled 9 Inch Poles  
w/ 4 Crossarms \$15.95  
P743 = 6 Assembled & Painted 6  
Inch Poles w/ 2 Crossarms  
\$19.49

P744 = 6 Assembled & Painted 9  
Inch Poles w/ 4  
Crossarms \$20.95  
(Assembled Versions Include Detachable Bases)

## ~ O Scale Telephone Poles ~

• 1/4" Scale Dimensions • Ready To Use or Bulk Packed For Customizing • Easy To Mount • Molded Styrene with Simulated Wood Grain Patterns •

## ~ Weatherization Options ~

When placing your order, just say  
"Weatherize It" and we will do the rest!  
See order form for price information.



Please note, hand weathering varies from model to model.  
Absolutely no returns on weatherized items.

## ~ Custom Run Cars ~



In addition to our extensive product line, we proudly produce Custom Run Cars and Motive Power for various Individuals and Organizations. Our knowledgeable Graphic Department will be happy to assist with any design layout you have in mind. Remember, these models are produced in the USA, allowing us to quickly provide a car that is carefully monitored from start to finish! Contact us today with your Custom Run Ideas!



PROTOTYPICALLY  
CORRECT CARS  
FOR THE  
**HIAWATHA  
ATLANTIC!**

## ~ Hiawatha "Morning Train" Passenger Cars ~



These Cars Feature:

- 1/48 Scale • Your Choice Of 2-Rail or 3-Rail • Ready To Run •
- Limited Edition • Built From Prototype Blue Prints •
- Extruded Aluminum Bodies • Die Cast Trucks • Metal Floors •
- Original Beaver Tail Design • Operational On 0-72 Curves •
- Constant Overhead Lighting • Detailed Interiors with Seating •

Approximate Car Dimensions: Length 20" • Height 3 5/16" • Width 2 1/2"

(Cafe Car Measures 18 1/4" Long and has Tinted Window Glass without Overhead Lighting & Interior)

\$675.00 / 5-Car Set

(5-Car Set Consists Of **ONE EACH** Of The Five Cars Pictured)



COACH CAR MARKED "4419"



CAFE CAR MARKED "CAFE"



PARLOR CAR MARKED "MINNEWAWA"



PARLOR CAR MARKED "ISHKODAH"



BEAVER TAIL OBSERVATION CAR  
MARKED "WENONAH"

Wow...  
**5 CAR  
SET!**

~ Weaver Models ~

Proudly Serving Your Model Railroading Needs!



**MANUFACTURING TRAINS IN THE USA  
SINCE 1965...AND STILL GOING STRONG!**



## WEAVER MODELS

315 Point Township Drive  
PO Box 231

Northumberland, PA 17857 USA

Phone: 570-473-9434 Fax: 570-473-3293

customerservice@weavermodels.com

www.weavermodels.com

©2006 Weaver Models. Weaver Models is not responsible for typographical errors. RailSounds® and TrainMaster® Command Control are registered trademarks of and licensed by LIONEL LLC. All sales are final. Although it is rare, the graphics, features and prices listed for our items are subject to change after publication of this catalog. In most cases, actual production models have been displayed. Several of the models pictured are of a different scale, and are used strictly for photography purposes.